

VIRGINIA TECH

2023 FOOTBALL GAME NOTES

GAME SEVEN

WAKE FOREST

3-2, 0-2 ACC

Head coach: Dave Clawson (Williams, '89)
Career record: 62-55 (10th season)
Record at Wake Forest: 152-135 (24th season)
Record vs. Virginia Tech: 2-2



@WakeFB

AT

VIRGINIA TECH

2-4, 1-1 ACC

Head coach: Brent Pry (Buffalo, '93)
Career record: 5-12 (second season)
Record at Virginia Tech: 5-12 (second season)
Record vs. Wake Forest: 0-0



@HokiesFB

GAME 7 SATURDAY OCTOBER 14 3:30 PM

BLACKSBURG, VA. -- LANE STADIUM (65,632) -- WORSHAM FIELD



PLAY-BY-PLAY	CHRIS COTTER
ANALYST	MARK HERZLICH
SIDELINE	SHERREE BURRUSS



PLAY-BY-PLAY	BILL ROTH
ANALYST	MIKE BURNOP
SIDELINE	ZACH MACKEY

HOKIES WELCOME WAKE FOREST

- The series between the Hokies and Demon Deacons dates to 1916. Tech is 25-13-1 all-time against Wake Forest.
- Tech has won six of the last eight meetings but Wake has been victorious in two of the last three, including a 23-16 decision in Winston-Salem during the 2020 season.
- In the last two matchups played in Blacksburg, the Hokies have outscored the Demon Deacons, 88-38. In the most recent match on Nov. 9, 2019, Tech won 36-17, upsetting Wake Forest, who was ranked No. 22 at the time.
- Nine years prior, the team scored a whopping 52 points en route to a 31-point margin of victory. In the overall matchup, the Hokies are 12-4-1 at home. Saturday's contest will mark the 40th matchup between the two programs.
- Wake enters Saturday's contest with a record of 3-2, 0-2 in the ACC, with victories over Elon, Old Dominion and Vanderbilt.
- Saturday's matchup will be Virginia Tech Athletics' Homecoming game and it will be accompanied by the Maroon Effect theme. Fans are encouraged to arrive early and to wear their maroon team gear.

VIRGINIA TECH, WAKE FOREST CONNECTIONS

- The Hokies have nine players from the state of North Carolina while the Demon Deacons have 12 players on the roster who call the Commonwealth of Virginia home.
- Wake Forest Head Coach Dave Clawson served as the defensive backs coach at Buffalo in 1991 where he coached Virginia Tech Head Coach Brent Pry, a safety with the Bulls.

Saturday's game will be a homecoming for Wake special teams coordinator and tight ends coach, Wayne Lineburg who grew up in Radford just 13 miles away from Blacksburg.

Former Tech QB Chase Mummau serves as a graduate assistant on the Wake Forest staff.

RUSHING LANES OPEN

Following a season-high 59 rushing attempts against Pittsburgh, the Hokies ran it 35 times against Florida State last Saturday. The offense finished with a season-high 209 yards on the ground against the Seminoles.

Redshirt sophomore Malachi Thomas had his best outing of the season, averaging 5.8 yards per carry in Tallahassee, rushing for 58 yards on 10 attempts.

The Hartwell, Georgia, native finished Saturday's contest with 81 total yards, also hauling in two receptions for 23 yards with a long of 21 yards.

SALUTIN' TUTEN

Junior RB Bhayshul Tuten continues to show off his big play capability. The transfer from North Carolina A&T, ran back the opening kickoff of the second half 99 yards for a touchdown. That was the first kickoff return for a touchdown since Dimitri Knowles returned a kickoff 93 yards in the third quarter against North Carolina in Chapel Hill on Oct. 6, 2012.

The junior from Paulsboro, N.J. was one yard shy of tying the school record for longest kickoff return. That belongs to Macho Harris who returned a second quarter kickoff 100 yards at Clemson on Oct. 6, 2007.

Continued ...

KEY STORYLINES

VIRGINIA TECH PERSONNEL

- Returning lettermen:** 41
 - Offense: 16
 - Defense: 21
 - Specialists: 4

EXPERIENCED TECH RETURNEES

- OL Kaden Moore** (25 career games, 25 starts) returns in 2023 along with **OL Parker Clements** (23 career games, 19 starts).
- DT Norell Pollard** (50 career games, 37 starts) and **DT Mario Kendricks** (45 career games, 12 starts) will anchor the defensive line.
- Three other returning Tech defenders have appeared in 30+ games for the Hokies: **LB Alan Tisdale** (42 career games, 24 starts), **DB Nasir Peoples** (39 career games, 24 starts) and **LB Keonta Jenkins** (33 career games, 12 starts).

2023 SCHEDULE NOTES

- For the second straight season, the Hokies will open with Old Dominion. The Monarchs will make their third trip to Blacksburg and first since 2019 on Sept. 2.
- The Hokies will face two Big Ten teams for the first time in the regular season, hosting Purdue on Sept. 9 before visiting Rutgers on Sept. 16. It will be the first meeting with the Boilermakers since 2015 when the Hokies won in West Lafayette, 51-24. Tech last played Rutgers during the 2012 Russell Athletic Bowl, winning 13-10 in Orlando. The Hokies and the Scarlet Knights met 12 times as Big East foes between 1992 and 2003.
- Virginia Tech will travel to Marshall for the first time since 2011 on Sept. 23.
- Tech and Florida State will meet in Tallahassee on Oct. 7. It will be just the third regular season meeting between the two since the Hokies joined the ACC in 2004. The Hokies and the Seminoles met twice in the ACC Championship Game (2005, 2010). The last matchup took place at Florida State in the 2018 season opener, a 24-3 win for the Hokies.
- With the ACC's elimination of divisional play in 2023, the Hokies will not face Miami, Duke, North Carolina, or Georgia Tech.
- After playing three games in North Carolina during the 2022 season, Tech will not visit the Tar Heel State in 2023. Wake Forest (Oct. 14) and NC State (Nov. 18) will play in Lane Stadium this season.

POSITION CHANGES

- Several Hokies will change positions in 2023, including **Jaylen Jones** has moved from wide receiver to safety, while **Kaden Moore** is moving to center from right guard, where he started 24 games and played 1,417 snaps, to center this season.

2023 SCHEDULE

SEPT. 2	SEPT. 9	SEPT. 16	SEPT. 23	SEPT. 30	OCT. 7	OCT. 14	OCT. 26	NOV. 4	NOV. 11	NOV. 18	NOV. 25
Old Dominion W, 36-17 ACCN	Purdue L, 17-24 ESPN2	@ Rutgers L, 16-35 BIG Network	@ Marshall L, 17-24 ESPN2	Pitt W, 38-21 ACCN	@ #5 Florida St. L, 17-39 ABC	Wake Forest 3:30 PM ACCN	Syracuse 7:30 PM ESPN	@ Louisville TBA TBA	@ Boston Coll. TBA TBA	NC State TBA TBA	@ Virginia TBA TBA

QUICK FACTS

GENERAL INFORMATION

University name: Virginia Tech
Location: Blacksburg, Va.
Founded: 1872
Enrollment (*undergraduate*): 30,434
Nickname: Hokies
Mascot: HokieBird
Colors: Chicago Maroon & Burnt Orange
Affiliation: NCAA Division I-FBS
Conference: Atlantic Coast Conference
First season (exp): 2004 (20th year)
Stadium (capacity): Lane Stadium / Worsham Field (65,632)
President: Dr. Timothy Sands
Director of athletics: Whit Babcock
Head coach: Brent Pry
Website: hokiesports.com

FOOTBALL HISTORY

All-time Virginia Tech record: 768-502-46
Record in conference games: 264-193-21
Home record: 400-128-13
Behind Lane Hall (1892): 1-0-0
Sheib Field (1894-1909): 13-1-0
Gibboney Field (1902-08): 19-2-0
Miles Field (1909-25): 60-3-3
Miles Stadium (1926-64): 67-25-4
Lane Stadium (1965-pres.): 240-97-6
Away record: 214-238-14
Neutral record: 154-136-19
Televised games: 244-142
Overtime games: 8-6
When ranked: 171-65-1
When opponent ranked: 57-101-1
When both teams are ranked: 36-31
When Virginia Tech is ranked higher: 158-46-1
When opponent is ranked higher: 34-90-1

ALL-TIME SCORING

CAPTION	TECH	OPPONENT
Total points, all-time	27,604	19,803
Average PPG	20.9	15.0
Most points, game	99 (1919)	77 (1973)
Shutouts by (last)	249 (2017)	144 (1995)
Largest victory (last)	+99 (1919)	-71 (1973)
Smallest victory (last)	+1 (2022)	-1 (2022)

OVERTIME HISTORY

All-time Virginia Tech record: 8-6
Record during bowl games: 1-1

DATE	SITE	OPPONENT	RESULT	OT
Sept. 19, 1998	A	Miami (Fla.)	W, 27-20	OT
Nov. 9, 2002	A	Syracuse	L, 42-50	3OT
Nov. 15, 2003	A	Temple	W, 24-23	OT
Jan. 3, 2012	N	No. 13 Michigan *	L, 20-23	OT
Sept. 3, 2012	H	Georgia Tech	W, 20-17	OT
Nov. 17, 2012	A	Boston College	W, 30-23	OT
Dec. 28, 2012	N	Rutgers *	W, 13-10	OT
Sept. 21, 2013	H	Marshall	W, 29-21	3OT
Nov. 16, 2013	H	Maryland	L, 24-27	OT
Nov. 22, 2014	A	Wake Forest	L, 3-6	2OT
Oct. 24, 2015	H	No. 23 Duke	L, 43-45	4OT
Nov. 21, 2015	H	No. 12 North Carolina	L, 27-30	OT
Nov. 23, 2018	H	Virginia	W, 34-31	OT
Oct. 19, 2019	H	North Carolina	W, 43-41	6OT

* Denotes bowl game

• Tuten also registered a five-yard touchdown run late in the first half, leaping a defender to cross the goal line.

• Tuten grabbed ACC Player of the Week honors for the second straight week. After being named the ACC Running Back of the Week against Pitt, his efforts against FSU earned him ACC Specialist of the Week accolades.

FOURTH DOWN CONVERSIONS

• On their final series of the first half against FSU, the Hokies put together a 16-play, 70-yard drive that ended with Tuten's five-yard score. Tech converted three fourth down conversions along the way.

• Tech got a 2-yard rush from Kyron Drones on 4th and 1 at the FSU 49, then on fourth-and-2 at the FSU 39 Drones threw a 9-yard pass to Tuten. Finally on fourth-and-1 from the FSU 21, Drones again got a 2-yard rush up the middle for the third conversion in the drive.

• It was the first time Tech had three fourth down conversions in a single drive since the fourth quarter at West Virginia on Oct. 25, 1997.

• The Hokies are now 10-of-17 on fourth down this season, for a 59 percent conversion rate.

RUNNING WITH DRONES

• Being a dual-threat quarterback has been Kyron Drones' calling card in his first four collegiate starts. After a slow start in the first quarter, Tech's offensive momentum was sparked by a 40-yard run right through the teeth of FSU's defense to start the second.

• The Pearland, Texas, native finished the contest with 80 rushing yards on 14 attempts. He averaged 5.7 yards per carry against a top-five ranked opponent in the Seminoles.

MORE EXPLOSIVE PLAYS

• The Hokies have been able to generate their share of explosive plays over the last several weeks (defined as a run 10+ yards or a pass 15+ yards).

• Against FSU, Tech strung together nine such plays, a week after having 14 in a win against Pitt.

LAWSON MAKING AN IMPACT

• LB Keli Lawson continues to find ways to make his presence felt. The athletic redshirt sophomore finished the contest with six total tackles, one quarterback hurry and two pass breakups, one of which was nearly an interception.

• Lawson has a team leading 54 tackles (27 solo) this season to go with an interception, three breakups and three quarterback hurries.

WELCOME TO SACKSBURG

• The Hokies recorded two more sacks on Saturday and now have 15 on the season, tied for fifth in the ACC.

• Norell Pollard got to Jordan Travis in the second quarter for his first sack of the season and the ninth of his career while C.J. McCray registered his third of the season and fifth of his career.

• Tech now has 988 sacks since 1996, good for second in the country behind only Clemson.

LOVE-ING IT

• Kicker John Love had a solid first half of the season. Through six games, Love currently boasts an 87.5% field goal percentage, making 7 of 8 attempts.

• Handling field goal-kicking responsibilities for special teams coordinator Stu Holt, the Spartanburg, South Carolina native has been perfect on his last four attempts.

• Love's longest make of the season came against Purdue for 41 yards.

SCORING STREAK IS ALIVE

• The Hokies' 17 points scored against the Seminoles marks the 363rd consecutive game during which Virginia Tech has scored, the third-longest active streak and third longest all-time in the nation among FBS schools.

BROTHERLY LOVE

• WR Stephen Gosnell and TE Benji Gosnell have become reliable targets for Tech quarterbacks this season.

• Stephen has tallied 10 receptions for 149 yards on the season with a long of 39 yards.

• Benji has registered eight catches for 96 yards, with a long of 23.

INFLUX OF YOUNGSTERS

• Over the first six weeks of the season, numerous true and redshirt freshmen have played snaps in-game. Following the contest in Tallahassee, 18 players in that grouping have found themselves on the field in some capacity.

• The eight true freshmen to see the field so far in 2023 are LB George Ballance, STAR Caleb Woodson, STAR Antonio Cotman Jr., CB Dante Lovett, CB Braylon Johnson, S Mose Phillips, WR Ayden Greene, and WR Takye Heath.

• Greene has played in six games, recording three catches for 29 yards.

FRESHMAN CLASS HAS GRAND CREDENTIALS

• The incoming class of freshmen includes 26 scholarship players who had impressive high school careers. The group boasts 21 players who served as team captains and won, as a collective, 19 state championships.

• Tech's 12 in-state signees marked the Hokies' largest Virginia signing class since 2014. The Hokies had 12 signees within a 220 mile radius of Blacksburg, including two 4-star recruits – defensive back Antonio Cotman Jr. (Richmond, Virginia) and offensive lineman Layth Ghannam (Charleston, West Virginia).

• Behind the Commonwealth of Virginia, four Tech signees hailed from Tennessee with one each signing from Georgia, Indiana, Maryland, Massachusetts, North Carolina, Pennsylvania, South Carolina and West Virginia.

• The Hokies also welcomed two international signees, including 6-foot-4, 240-pound defensive lineman Ishmael Findlayter (Toronto, Ontario) and 6-foot-7, 275-pound offensive lineman Hannes Hammer (Cologne, Germany).

Continued ...

• Five true freshmen have seen action through two weeks of the season: WR Ayden Greene, CB Braylon Johnson, CB Dante Lovett, S Mose Phillips III and star Caleb Woodson.

WHAT’S A STAR?

- The Hokies have added the star position to their position groupings in 2023. The star is a hybrid linebacker/defensive back position, which has the responsibilities of a weak side linebacker and a nickel back.
- It has become increasingly prevalent in the college football landscape. With the proliferation of RPOs, screens, and read options, the star plays a key role in defending each.

LUNCH PAIL TRADITION LIVES HERE

- The famed Virginia Tech lunch pail symbolizes the blue-collar approach of the Hokies’ football defense, developed by assistant head coach and defensive coordinator Bud Foster.
- In 1995, the original lunch pail was acquired by the mother-in-law of co-defensive coordinator Rod Sharpless. The pail once belonged to a coal miner, and after the record-setting defensive season, the lunch pail became an iconic element of the Hokie football lore.
- The battered and rusting pail, travels wherever the Hokies go, and its care is entrusted to a defensive leader.

FORMER PLAYERS NOW STAFFERS

- The football staff includes six members who were a part of the program as players:
- J.C. Price** - Associate Head Coach & Defensive Line Coach (DL 1992-95)

Pierson Prioleau - Safeties Coach (S 1995-98)

Xavier Adibi - Senior Analyst (LB 2004-07)

Jeron Gouveia-Winslow - Analyst (LB 2008-12)

Jarrett Ferguson - Assistant Director of Strength & Conditioning (FB 1998-01)

Brandon Dillard - Assistant Director of Strength & Conditioning (WR 2005-10)

PRY ANNOUNCES 2023 CAPTAINS

- During preseason camp, Coach Brent Pry announced the seven 2023 team captains following a program-wide vote.
- This year’s captains are senior QB Grant Wells, junior C Kaden Moore, senior TE Nick Gallo, senior DT Norell Pollard, senior DT Josh Fuga, senior S Nasir Peoples and junior P Peter Moore.
- Wells, Pollard and Moore are repeat captains from 2022.

PRY OPENS SECOND SEASON WITH A WIN

- Brent Pry began his second season in Blacksburg with a 36-17 win over Old Dominion last Saturday.
- Pry improved his record to 1-1 against the Monarchs and is now 2-0 in home openers.

2023 HONORS

OFFENSE

- QB - Kyron Drones**
- ACC Quarterback of the Week (Oct. 2)
- RB - Bhayshul Tuten**
- Doak Walker Award watch list
 - ACC Running Back of the Week (Oct. 2)
 - ACC Specialist of the Week (Oct. 9)
- WR - Da’Quan Felton**
- Reese’s Senior Bowl watch list
- WR - Ali Jennings**
- Reese’s Senior Bowl watch list
 - Biletnikoff Award watch list
 - *Athlon Sports* [Preseason] All-ACC First Team

- WR - Jaylin Lane**
- Reese’s Senior Bowl watch list
 - Biletnikoff Award watch list
 - Paul Hornung Award watch list

- TE - Nick Gallo**
- Mackey Award watch list

DEFENSE

- LB - Matt Johnson**
- Wuerffel Award watch list
- LB - Keli Lawson**
- ACC Linebacker of the Week (Sept. 11)
- LB - Alan Tisdale**
- Reese’s Senior Bowl watch list

SPECIALISTS

- P - Peter Moore**
- Ray Guy Award watch list
 - Ray Guy Award "Ray’s 8" (Sept. 18)
 - ACC Specialist of the Week (Sept. 11)

FRANK BEAMER NO. 25 JERSEY RECIPIENTS

THE TRADITION OF THE NO. 25 JERSEY

Virginia Tech retired Frank Beamer’s No. 25 in 2002, but with Beamer’s blessing in 2016, the program decided to pay homage to Tech’s legacy of excellence on special teams by selecting a different student-athlete on special teams units each week to wear the honorary Beamer No. 25 jersey. The response by the team and some of the subsequent performances by players wearing that symbolic number quickly ensured that another Virginia Tech tradition had taken root.

BEAMER
25

DATE	SITE	OPPONENT	HONOREE
Sept. 2	H	Old Dominion	S - Nasir Peoples
Sept. 9	H	Purdue	ATH - Cole Beck
Sept. 16	A	Rutgers	K - Kyle Lowe
Sept. 23	A	Marshall	LB - Will Johnson
Sept. 30	H	Pitt	P - Peter Moore
Oct. 7	A	Florida State	CB- Derrick Canteen
Oct. 14	H	Wake Forest	--
Oct. 26	H	Syracuse	--
Nov. 4	A	Louisville	--
Nov. 11	A	Boston College	--
Nov. 18	H	NC State	--
Nov. 25	A	Virginia	--

FOOTBALL IS FAMILY

FAMILY TIES

The Virginia Tech football program prides itself on the family atmosphere it instills. Many sets of sons and brothers of former Hokies have followed in the footsteps of their fathers and older brothers when deciding to play in Blacksburg. Since 1987, Tech has seen 35 sets of brothers and 27 father/son pairs compete for the Hokies. Below is a list of current student-athletes with family connections:

2022-23 BROTHER PAIRS
LB - Jayden McDonald, DE - Jorden McDonald
TE - Benji Gosnell, WR - Stephen Gosnell
OL - Braelin Moore, OL - Kaden Moore

2022-23 HOKIES	FAMILY TIES
LB - George Ballance	Jeff Ballance, father (1985-86 quarterback)
OL - Brayden DeMasi	Steve DeMasi, father (1998-01 offensive lineman)
TE - Nick Gallo	Eric Gallo, brother (2014-17 center)
OL - Jack Hollifield	Dax Hollifield, brother (2018-22 linebacker)
CB - Braylon Johnson	Loren Johnson, father (1995-98 cornerback)
WR - P.J. Prioleau	Pierson Prioleau, father (1995-98 safety)
S - Jalen Stroman	Greg Stroman, brother (2014-17 cornerback)



THE PRY FILE

Coaching experience: 32nd season
Head coach: Second season
Record at Virginia Tech: 5-12 (.294)
Hometown: Altoona, Pa.
High School: Lexington (Va.)
College: University of Buffalo ('93)
Spouse: Wife – Amy
Children: Son – Colby; Daughters – Madeline & Catherine

COACHING TIMELINE

YEARS	SCHOOL	POSITION
1993-94	East Stroudsburg	OLBs/DBs
1995-98	Virginia Tech	Grad asst., DL
1998-99	Western Carolina	DL
2000-01	Western Carolina	DBs / Special Teams
2002-03	La.-Lafayette	Def. Coord. / LBs
2004-06	Louisiana-Lafayette	Asst. head coach Def. Coord. / LBs
2007-09	Memphis	DL
2010	Georgia Southern	Def. Coord. / Ss
2011-12	Vanderbilt	Co-Def. Coord. / LBs
2013	Vanderbilt	Asst. head coach Co-Def. Coord. / LBs
2014-15	Penn State	Asst. head coach Co-Def. Coord. / LBs
2016-17	Penn State	Assoc. head coach Def. Coord. / LBs
2018-21	Penn State	Def. Coord. / LBs
2022-pres.	Virginia Tech	Head coach

BOWL GAMES COACHED (14)

YEARS	BOWL	SCHOOL
1995	Sugar	Virginia Tech
1996	Orange	Virginia Tech
1998 *	Gator	Virginia Tech
2007	New Orleans	Memphis
2008	St. Petersburg	Memphis
2011	Liberty	Vanderbilt
2012	Music City	Vanderbilt
2014 *	Compass	Vanderbilt
2014	Pinstripe	Penn State
2016 *	TaxSlayer	Penn State
2017 *	Rose	Penn State
2017	Fiesta	Penn State
2019 *	Citrus	Penn State
2019	Cotton	Penn State

* Denotes January bowl game

BY THE NUMBERS

278.7 YPG allowed by Penn State in 2014
29 NFL Draft picks
19 Wins against AP top 25 opponents
16.5 PPG allowed by Penn State in 2017
16.0 PPG allowed by Penn State in 2019
8.2 TFL per game by Penn State in 2018
8 Top 25 finishes in total defense
6 10-win seasons
3.62 Sacks per game by Penn State in 2018

BRENT PRY

HEAD COACH @CoachPryVT @coach_pry

COACHING HIGHLIGHTS

- Brent Pry begins his second season in Blacksburg after serving as defensive coordinator/linebackers coach at Penn State.
- Pry returned to Blacksburg in November 2021 after working as a defensive graduate assistant for the Hokies from 1995 to 1997 under head coach Frank Beamer and defensive coordinator Bud Foster.
- A 30-year coaching veteran, Pry has coached teams that have qualified for 15 bowl appearances and have finished inside the FBS top 25 in total defense eight times.
- He has played an instrumental role in coaching top 10 defenses at Virginia Tech, Penn State, Vanderbilt, Georgia Southern and Western Carolina.
- During Pry's tenure as defensive coordinator at Penn State from 2016 to 2021, the Nittany Lions posted three seasons with 11 wins and four seasons with nine or more victories. He helped the Nittany Lions to the 2016 Big Ten Championship, defeating No. 6 Wisconsin, 38-31, at Lucas Oil Stadium.
- His longtime association with current Penn State football head coach James Franklin dates back to the 1993 season when Franklin was the quarterback for East Stroudsburg University, where Pry coached outside linebackers and defensive backs.
- Pry was a 2021 Broyles Award nominee for the top assistant coach in the country as the Nittany Lions ranked fourth nationally in red zone defense (66.7%), seventh in scoring defense (16.8 points per game), eighth in defensive pass efficiency (111.98) and held their opponents to 4.7 yards per play.
- Under Pry's direction in 2020, Penn State ranked third in the Big Ten in total defense (328.8 yards per game) - the 17th best mark nationally - second in pass defense (198.6 yards per game), second in TFLs per game (6.7) and fourth in rush defense (130.2 yards per game).
- Pry's defense helped lead Penn State to an 11-2 record in 2019, ranking eighth nationally in scoring defense (16.0 points per game). The Nittany Lions also led the nation in fewest yards allowed per carry (2.6) and forced fumbles (22) while ranking fifth in rushing defense (95.0 yards per game).
- In 2018, Pry's Penn State defense led the nation in sacks per game (3.62) and ranked fourth in TFLs per game (8.2). His 2018 squad also ranked fifth in fewest yards per pass attempt (5.67), eighth in defensive pass efficiency (106.1) and 11th in red zone scoring percentage (.750).
- Penn State registered an 11-2 record in 2017 with Pry earning his first Broyles Award nomination. The Nittany Lions finished seventh in FBS scoring defense (16.5 points per game) and sacks per game (3.23) during the 2017 campaign.
- After taking sole reins as Penn State's defensive coordinator post in 2016, the team posted an 11-3 mark and finished seventh in the nation, averaging 8.1 TFLs per game.
- As co-defensive coordinator for Penn State in 2014, Pry helped direct a unit that finished second in FBS in total defense (278.7 yards per game).
- Pry served as co-defensive coordinator at Vanderbilt from 2011 to 2013 prior to his arrival in State College, Pennsylvania.
- While at Georgia Southern in 2010, his defensive unit helped the Eagles to a win over No. 1 Appalachian State and made an appearance in the NCAA FCS semifinals.
- A member of the Memphis staff from 2007 to 2009, Pry's defensive line corps helped the Tigers to back-to-back bowl appearances.
- He also coached at Louisiana-Lafayette (2002-06), helping the Ragin' Cajuns to their first Sun Belt Conference championship following a four-year tour of duty at Western Carolina (1998-2001).
- During his stint as a graduate assistant at Tech from 1995 to 1997, he was a part of the staff that guided the Hokies to three bowl berths.
- Pry lettered as a defensive back at the University of Buffalo before suffering a career-ending injury. He began his coaching career as an undergraduate student in 1992, graduating in 1993 with his degree in history from Buffalo.
- Pry's father, Jim, played collegiately at Marshall and began his own 40-year college coaching career at his alma mater in 1973. The elder Pry went on to enjoy a distinguished career that included stops at Illinois, Duke, Dartmouth, Akron, East Stroudsburg, Buffalo, VMI and Bethune-Cookman, as well as time as a high school head coach.
- Pry and his wife, Amy, are the parents of a son, Colby, and two daughters, Madeline and Catherine.

BRENT PRY

COACHING CAREER

10-WIN SEASONS (6)

YEAR	SCHOOL	RECORD	BOWL/POSTSEASON
1995	Virginia Tech	10-2	Sugar (W, 28-10)
1996	Virginia Tech	10-2	Orange (L, 21-41)
2010	Georgia Southern	10-5	FCS semifinals
2016	Penn State	11-3	Rose (L, 49-52)
2017	Penn State	11-2	Fiesta (W, 35-28)
2019	Penn State	11-2	Cotton (W, 53-39)

NFL DRAFT PICKS (29)

YEAR	NAME	SCHOOL	POS	ROUND	TEAM
2003	Charles Tillman	La.-Lafayette	DB	2nd	CHI
2003	Ike Taylor	La.-Lafayette	DB	4th	PIT
2005	C.C. Brown	La.-Lafayette	DB	6th	HOU
2009	Clinton McDonald	Memphis	DT	7th	CIN
2010	Hall Davis	La.-Lafayette	DE	5th	STL
2012	Dontari Poe	Memphis	DT	1st	KC
2014	Lavelle Westbrook	Georgia Southern	CB	7th	CIN
2017	Zach Cunningham	Vanderbilt	LB	2nd	HOU
2018	Oren Burks	Vanderbilt	LB	3rd	GB
2018	Troy Apke	Penn State	S	4th	WSH
2018	Marcus Allen	Penn State	S	5th	PIT
2019	Shareef Miller	Penn State	DE	4th	PHI
2019	Amani Oruwariye	Penn State	CB	5th	DET
2019	Nick Scott	Penn State	S	7th	LAR
2020	Yetur Gross-Matos	Penn State	DE	2nd	CAR
2020	John Reid	Penn State	CB	4th	HOU
2020	Cameron Brown	Penn State	LB	6th	NYG
2020	Rob Windsor	Penn State	DT	6th	IND
2021	Micah Parsons	Penn State	LB	1st	DAL
2021	Odafe Oweh	Penn State	LB	1st	BAL
2021	Shaka Toney	Penn State	DE	7th	WSH
2022	Arnold Ebiketie	Penn State	DE	2nd	ATL
2022	Jaquan Brisker	Penn State	S	2nd	CHI
2022	Brandon Smith	Penn State	LB	4th	CAR
2022	Tariq Casto-Fields	Penn State	DB	6th	SF
2022	Jesse Luketa	Penn State	LB	7th	ARZ
2023	Joey Porter Jr.	Penn State	CB	2nd	PIT
2023	Ji'Ayir Brown	Penn State	S	3rd	SF
2023	Chamari Conner	Virginia Tech	S	4th	KC

AT VIRGINIA TECH

VIRGINIA TECH SEASONS

2022 -- 3-8, 1-6 ACC

DATE	SITE/OPPONENT	RESULT	SCORE
Sept. 2	at Old Dominion	L	17-20
Sept. 10	Boston College *	W	27-10
Sept. 17	Wofford	W	27-7
Sept. 22	West Virginia	L	10-33
Oct. 1	at North Carolina *	L	10-41
Oct. 8	at Pitt *	L	29-45
Oct. 15	Miami *	L	14-20
Oct. 27	at No. 24 NC State *	L	21-22
Nov. 5	Georgia Tech *	L	27-28
Nov. 12	at Duke *	L	7-24
Nov. 19	at Liberty	W	23-22
Nov. 26	Virginia *	--	--

2023 -- 2-4, 1-1 ACC

DATE	SITE/OPPONENT	RESULT	SCORE
Sept. 2	Old Dominion	W	36-17
Sept. 9	Purdue	L	17-24
Sept. 15	at Rutgers	L	16-35
Sept. 23	at Marshall	L	17-24
Sept. 30	Pitt *	W	38-21
Oct. 7	at Florida State *	L	17-39
Oct. 14	Wake Forest *	--	--
Oct. 26	Syracuse *	--	--
Nov. 4	at Louisville *	--	--
Nov. 11	at Boston College *	--	--
Nov. 18	NC State *	--	--
Nov. 25	at Virginia *	--	--

* Denotes ACC game

RECORD vs. ACC OPPONENTS

OPPONENT	RECORD	LAST	NEXT
Boston College	1-0	W, 27-10 (2022)	Nov. 11, 2023
Clemson	0-0	--	2024
Duke	0-1	L, 7-24 (2022)	2024
Florida State	0-1	L, 17-39 (2023)	2025
Georgia Tech	0-1	L, 27-28 (2022)	2024
Louisville	0-0	--	Nov. 4, 2023
Miami	0-1	L, 14-20 (2022)	2025
NC State	0-1	L, 21-22 (2022)	Nov. 18, 2023
North Carolina	0-1	L, 10-41 (2022)	2024
Pitt	1-1	W, 38-21 (2023)	2024
Syracuse	0-0	--	Oct. 26, 2023
Virginia	0-0	--	Nov. 25, 2023
Wake Forest	0-0	--	Oct. 14, 2023

RECORD vs. AP TOP 25

DATE	SITE/OPPONENT	RESULT	SCORE
Oct. 27, 2022	at No. 24 NC State *	L	21-22
Oct. 7, 2023	at No. 5 Florida State *	L	17-39

RECORD BY LOCATION

LOCATION	RECORD	ACC GAMES
Home	4-4	2-2
Away	1-8	0-5
Neutral	--	--

RECORD BY SCORE SITUATION

SCORE SITUATION	RECORD	ACC GAMES
Leading at halftime	4-1	2-1
Tied at halftime	1-1	--
Trailing at halftime	0-10	0-6
Leading after three quarters	4-3	2-2
Tied after three quarters	0-1	--
Trailing after three quarters	1-8	0-5
Overtime	--	--

RECORD BY UNIFORM

SCORE SITUATION	RECORD	ACC GAMES
White helmet	5-4	2-2
Maroon helmet	0-8	0-5
Alternate helmet	--	--
White jersey	0-8	0-5
Orange jersey	1-1	--
Maroon jersey	4-3	2-2
Alternate jersey	--	--

COACHING STAFF



J.C. PRICE

**ASSOCIATE HEAD COACH
DEFENSIVE LINE**

- Seventh season on Virginia Tech coaching staff
- Played at Virginia Tech from 1991 to 1995
- Competed on the Hokies' 1995 Sugar Bowl championship team
- Has played in three bowl games and coached 21 bowl/playoff games



Fontel Mines

**OFFENSIVE RECRUITING COORDINATOR
WIDE RECEIVERS**

- Second season at Virginia Tech
- Won two bowl games as a student-athlete at Virginia from 2002 to 2006
- Ranked No. 6 among ACC coaches per *247Sports* rankings in 2022



TYLER BOWEN

**OFFENSIVE COORDINATOR
QUARTERBACKS**

- Second season at Virginia Tech
- Coach with Brent Pry at Penn State between 2018 and 2020
- Served as tight ends coach with the Jacksonville Jaguars during the 2021 season



PIERSON PRIOLEAU

SAFETIES

- Fifth season at Virginia Tech
- Twelve-year NFL veteran
- Played at Virginia Tech from 1995 to 1998, competing in the Sugar Bowl, Orange Bowl and Gator Bowl



CHRIS MARVE

**DEFENSIVE COORDINATOR
LINEBACKERS**

- Second season at Virginia Tech
- Four-time All-SEC honoree and top-10 tackler at Vanderbilt from 2008 to 2011
- Played under Brent Pry during the 2011 Liberty Bowl



SHAWN QUINN

STARS/NICKELS

- Second season at Virginia Tech
- Four-time All-SEC honoree and top-10 tackler at Vanderbilt from 2008 to 2011
- Played under Brent Pry during the 2011 Liberty Bowl



STU HOLT

**SPECIAL TEAMS COORDINATOR
ASSISTANT HEAD COACH - OFFENSE/TIGHT ENDS**

- Second season at Virginia Tech
- Played at North Carolina between 1992 and 1995, earning four bowl berths
- Coached Louisville to the fifth best yards per kickoff mark in the nation in 2019



ELIJAH BROOKS

RUNNING BACKS

- First season at Virginia Tech
- Played at William & Mary from 2004 to 2006, ranking as its sixth all-time leading rusher
- Led DeMatha Catholic High School to four consecutive conference and state championships



DEREK JONES

**DEFENSIVE RECRUITING COORDINATOR
CORNERBACKS**

- Second season at Virginia Tech
- Two-time All-SEC honoree at Ole Miss, playing from 1993 to 1996
- Coached Duke to the 2013 ACC Coastal Division title in 2013
- Has coached in nine bowl games



RON CROOK

OFFENSIVE LINE

- First season at Virginia Tech
- Played at West Liberty State from 1986 to 1988
- Has coached in nine bowl games

PLAYERS TO WATCH



6

GRANT WELLS

QB • R-SR. • 6-2 • 210
CHARLESTON, W.VA. • GEORGE WASHINGTON

- Witnessed his streak of 36 consecutive starts end at quarterback on Sept. 16 at Rutgers (had made 13 straight starts at Virginia Tech).
- His five touchdown passes through the opening two games of the 2023 season equated to 55 percent of his entire 2022 production (nine).
- Started Virginia Tech's opening two games of the 2023 season.
- **Sept. 9 vs. Purdue:** Recorded 240+ passing yards (243) and threw for two or more touchdowns for the second consecutive game.
- **Sept. 2 vs. Old Dominion:** Completed 17-of-29 passes, recorded four total touchdowns (three passing, one rushing), threw for 251 passing yards ... Set career highs at Virginia Tech in touchdown passes (three) and total touchdowns (four); previous career highs were achieved during 2021 season at Marshall ... Targeted nine receivers.



1

KYRON DRONES

QB • R-SO. • 6-2 • 234
PEARLAND, TEXAS • SHADOW CREEK

- Has played in six games and made four starts.
- Ranks in a tie for eighth among ACC players in rushing touchdowns (four); ranks 13th in total offensive yards per game (167.8).
- **Oct. 7 at No. 5 Florida State:** Set a career high in rushing yards (80) and achieved a career long with his 40-yard run during the second quarter, sparking the Hokies' string of 17 unanswered points ... Completed 14-of-27 passes for 104 passing yards.
- **Sept. 30 vs. Pitt:** Became the first Virginia Tech quarterback since 2017 to total five touchdowns (Josh Jackson - Sept. 16 at East Carolina), delivering three through the air and two on the ground ... Set a career high with 228 passing yards ... Completed 12-of-19 passes, including touchdown passes of 54 and 53 yards ... Ran 21 times, totaling 41 rushing yards ... Was named ACC Quarterback of the Week.
- **Sept. 23 at Marshall:** Rushed for 75 yards and two touchdowns, including his 31-yard touchdown run that capped Tech's opening drive ... Landed 19-of-35 pass attempts for 160 passing yards.
- **Sept. 16 at Rutgers:** Made his first collegiate start ... Completed 19-of-32 passes for 190 passing yards, including his 39-yard touchdown pass to Da'Quan Felton ... Rushed for 74 yards on 22 carries.
- **Sept. 9 vs. Purdue:** Took the field during Tech's final offensive drive of the game (2:30 remaining during the fourth quarter) with the Hokies trailing, 24-17 ... Began the drive with a 26-yard pass to Dae'Quan Wright and logged 13 rushing yards ... Drive lasted eight plays, 49 yards, ending on fourth-and-10 at the Purdue 42 yard line.
- **Sept. 2 vs. Old Dominion:** Threw an 8-yard pass to Malachi Thomas for his first career completion at Virginia Tech; his lone pass attempt of the game.



33

BHAYSHUL TUTEN

RB • JR. • 5-11 • 205
PAULSBORO, N.J. • PAULSBORO

- Has made 17 consecutive starts at running back (dates back to beginning of 2022 season at North Carolina A&T).
- Owns 11 career 100-yard rushing games (his first 10 earned at North Carolina A&T), including his career high of 256 rushing yards (Oct. 29, 2022, at Campbell).
- Ranks 24th among NCAA FBS players in all-purpose yards per game (123.3) ... Ranks third among ACC players in average kick return yardage (31.6).
- **Oct. 7 at No. 5 Florida State:** Set a Virginia Tech career high in all-purpose yards (210), highlighted by his 99-yard kickoff return that brought the Hokies within 22-17 of the Seminoles at the start of the third quarter ... Totaled 29 rushing yards, including his 5-yard touchdown run ... Finished with 25 receiving yards ... Was named ACC Specialist of the Week.
- **Sept. 30 vs. Pitt:** Recorded his first 100-yard rushing game in a Virginia Tech uniform, finishing with 109 yards from 24 carries ... Led the Hokies with 146 all-purpose yards, totaling 37 receiving yards ... Caught a 12-yard touchdown pass from Kyrone Drones before halftime ... Was named ACC Running Back of the Week.
- **Sept. 23 at Marshall:** Led the Hokies in both rushing yards (88), all-purpose yards (133) and receptions (five) ... Racked up 45 receiving yards ... Contributed four plays of 10+ yards, including his 49-yard rush during the second quarter (season long).
- **Sept. 16 at Rutgers:** Charted 45 rushing yards on 11 carries, including his 1-yard touchdown run that trimmed Tech's deficit to 21-16 with 14:18 remaining in the fourth quarter.
- **Sept. 9 vs. Purdue:** Paced the Hokies in all-purpose yards (113), notching 64 kick return yards and 45 receiving yards ... Caught a 30-yard touchdown pass from Grant Wells with 5:54 remaining in the second quarter, sparking 17 unanswered points by Tech's offense to close the half ... Achieved a career long with his 35-yard kickoff return.
- **Sept. 2 vs. Old Dominion:** Led Virginia Tech in carries (19) and rushing yards (55) ... Returned one kickoff for 21 return yards.



24

MALACHI THOMAS

RB • R-SO. • 6-0 • 207
HARTWELL, GA. • HART COUNTY

- Limited to three games during the 2022 season due to injury.
- Broke out during his sixth rookie appearance during the 2021 season against Syracuse, rushing for three touchdowns and 151 yards.
- Has eclipsed 100 rushing yards two times during his career (both during the 2021 season).
- **Oct. 7 at No. 5 Florida State:** Achieved a season high with 58 rushing yards ... Registered 23 receiving yards, including his 21-yard reception from Kyrone Drones.
- **Sept. 30 vs. Pitt:** Totaled 38 rushing yards on 10 carries.
- **Sept. 23 at Marshall:** Ran four times for 10 rushing yards and made a 21-yard kickoff return.
- **Sept. 16 at Rutgers:** Carried the ball five times, totaling 12 rushing yards.
- **Sept. 9 vs. Purdue:** Tallied 18 rushing yards on six carries ... Made a 15-yard punt return during the first quarter.
- **Sept. 2 vs. Old Dominion:** Ran the ball 12 times, totaling 22 rushing yards ... Returned one kickoff for 16 yards.

PLAYERS TO WATCH



0

ALI JENNINGS

WR • SR. • 6-2 • 202
RICHMOND, VA. • HIGHLAND SPRINGS

- Played two seasons at West Virginia (2019, 2020) and two seasons at Old Dominion (2021, 2022).
- Has made 18 career receiving touchdowns and recorded eight career 100-yard receiving games.
- Has missed four games during the 2023 season due to injury sustained on Sept. 9 against Purdue.
- **Sept. 9 vs. Purdue:** Made his first career start at Virginia Tech, though did not record a reception ... Left the game during the first quarter (before the weather delay) due to injury.
- **Sept. 2 vs. Old Dominion:** Caught two touchdown passes inside the red zone, leading Virginia Tech in receptions (five) and receiving yards (72) ... Logged a 44-yard reception during the third quarter.



82

BENJI GOSNELL

TE • R-FR. • 6-5 • 247
PILOT MOUNTAIN, N.C. • EAST SURRY

- Started during his first five collegiate appearances at Virginia Tech, replacing veteran tight end Nick Gallo (season-ending injury).
- Started alongside his brother, Stephen, during his collegiate debut on Sept. 2, 2023, against Old Dominion.
- **Sept. 23 at Marshall:** Set a rookie season high with four receptions, finishing with 52 receiving yards ... Made two receiving plays of 15+ yards.
- **Sept. 9 vs. Purdue:** Secured three catches totaling 21 receiving yards.
- **Sept. 2 vs. Old Dominion:** Snagged a 23-yard pass from Grant Wells for his first career reception.



83

JAYLIN LANE

WR • SR. • 5-10 • 192
CLOVER, S.C. • CLOVER

- Witnessed his streak of 21 consecutive starts end on Sept. 16 at Rutgers (had dated back to Oct. 9, 2021, at Liberty).
- Owns five career 100-yard receiving games (all earned at Middle Tennessee), including his career high of 179 receiving yards (Sept. 30, 2022, vs. UTSA).
- **Oct. 7 at No. 5 Florida State:** Led the Hokies in receiving yards (51), making six receptions.
- **Sept. 30 vs. Pitt:** Finished with 64 receiving yards from two catches, including his 53-yard touchdown reception from Kyrn Drones during the third quarter.
- **Sept. 23 at Marshall:** Was limited to three touches (two carries, one reception) totaling 12 all-purpose yards.
- **Sept. 16 at Rutgers:** Did not appear.
- **Sept. 9 vs. Purdue:** Led Tech with five receptions and totaled 54 receiving yards ... Caught a 2-yard touchdown pass from Grant Wells; capping the Hokies' run of 17 consecutive points to claw back from 17-0 down before halftime.
- **Sept. 2 vs. Old Dominion:** Made four receptions totaling 69 receiving yards, including a 20-yard touchdown pass from Grant Wells that extended Virginia Tech's lead to 8-0 during the second quarter ... Led the Hokies in all-purpose yards (107) ... Registered an 18-yard kickoff return and accumulated 20 punt return yards.



68

KADEN MOORE

OL • R-JR. • 6-3 • 296
BETHLEHEM, PA. • FREEDOM

- Has made 30 consecutive career-opening starts (dates back to the beginning of the 2021 season).
- Moved to center at the beginning of the 2023 season.
- Has started on the offensive line alongside his brother, Braelin, during four games this season.
- **Sept. 30 vs. Pitt:** Blocked for season highs in total offense (427 yards) and rushing yards (199).
- **Sept. 23 at Marshall:** Protected for 184 rushing yards, including two rushing touchdowns.
- **Sept. 2 vs. Old Dominion:** Notched his 25th career start on Virginia Tech's offensive line, making his debut at center ... Played on the Hokies' offensive line that did not allow a sack ... Protected for 368 yards of total offense.



52

ANTWAUN POWELL-RYLAND

DL • JR. • 6-3 • 244
PORTSMOUTH, VA. • INDIAN RIVER

- Made his first 27 career appearances at Florida.
- Has started at defensive end during each of his first six games played at Virginia Tech.
- On two occasions, has led the Hokies in TFLs this season.
- **Oct. 7 at No. 5 Florida State:** Assisted on two tackles.
- **Sept. 30 vs. Pitt:** Forced a 10-yard strip sack that provided Tech with first-and-goal at the Pitt 10 yard line early during the third quarter (ensuing drive led to touchdown) ... Made two quarterback hurries.
- **Sept. 23 at Marshall:** Assisted on a tackle and recorded a quarterback hurry.
- **Sept. 16 at Rutgers:** Made four tackles (two solo).
- **Sept. 9 vs. Purdue:** Finished with at least 2.0 TFLs (2.0, 5 yards) for the second consecutive game ... Made four tackles (three solo).
- **Sept. 2 vs. Old Dominion:** Started at defensive end during his debut with the Hokies ... Led Virginia Tech in tackles (six) and TFLs (2.0, 9 yards) ... Registered four solo tackles ... Recorded two solo sacks totaling 9 yards lost, including his strip sack during the fourth quarter.



9

DA'QUAN FELTON

WR • R-SR. • 6-5 • 215
PORTSMOUTH, VA. • CHURCHLAND

- Has made 17 consecutive starts at wide receiver (dates back to the beginning of the 2022 season at Norfolk State).
- Owns three career 100-yard receiving games (all earned at Norfolk State), including his career high of 163 receiving yards (Nov. 19, 2022, at South Carolina State).
- **Sept. 30 vs. Pitt:** Led the Hokies in receiving yards (81), making four receptions ... Caught a 54-yard touchdown pass from Kyrn Drones to open the scoring with 10:51 remaining in the first quarter.
- **Sept. 23 at Marshall:** Secured three catches totaling 10 receiving yards.
- **Sept. 16 at Rutgers:** Set season highs in receptions (six) and receiving yards (84), including his 39-yard touchdown catch from quarterback Kyrn Drones during the third quarter.
- **Sept. 2 vs. Old Dominion:** Brought in a 34-yard reception for his first career catch at Virginia Tech.



0

PHELDARIUS PAYNE

DL • R-SR. • 6-3 • 276
SUFFOLK, VA. • NANSEMOND RIVER

- Transferred into Virginia Tech before the 2022 season after making 18 appearances at Nebraska.
- Did not appear during the 2022 season at Virginia Tech.
- **Oct. 7 at No. 5 Florida State:** Assisted on a tackle.
- **Sept. 30 vs. Pitt:** Led the Hokies in TFLs (1.5, 16 yards) ... Made two tackles and registered a quarterback hurry.
- **Sept. 23 at Marshall:** Set season highs in TFLs (2.0, 12 yards) and sacks (1.5, 10 yards) and recorded a quarterback hurry.
- **Sept. 16 at Rutgers:** Registered two tackles (one solo).
- **Sept. 2 vs. Old Dominion:** Made his Virginia Tech debut, assisting on a tackle.

PLAYERS TO WATCH



21 KELI LAWSON
LB • R-SO. • 6-4 • 223
STEPHENS CITY, VA. • SHERANDO

- Has started during each of his six games played this season.
- **Oct. 7 at No. 5 Florida State:** Made six tackles (two solo), broke up two passes and recorded a quarterback hurry.
- **Sept. 30 vs. Pitt:** Finished with seven tackles (six solo), including 1.0 TFL (1 yard).
- **Sept. 23 at Marshall:** Totaled 12 tackles (five solo) and made his second career interception.
- **Sept. 16 at Rutgers:** Led Tech in tackles for the second straight week (11, three solo).
- **Sept. 9 vs. Purdue:** Set a career high with 14 tackles (seven solo) ... Assisted on a 4-yard sack and broke up a pass ... Was named ACC Linebacker of the Week.
- **Sept. 2 vs. Old Dominion:** Made four solo tackles during his season debut, including 1.0 TFL (2 yards) ... Recorded two quarterback hurries.



44 DORIAN STRONG
CB • R-JR. • 6-0 • 182
UPPER MARLBORO, MD. • DR. HENRY A. WISE JR.

- **Oct. 7 at No. 5 Florida State:** Recorded a season high in tackles (five, four solo).
- **Sept. 30 vs. Pitt:** Set a season high with two pass breakups, making one solo tackle.
- **Sept. 23 at Marshall:** Made a solo tackle and registered a pass breakup.
- **Sept. 16 at Rutgers:** Assisted on a tackle.
- **Sept. 9 vs. Purdue:** Made one tackle and recorded a pass breakup.
- **Sept. 2 vs. Old Dominion:** Recorded his third career interception ... His 32-yard interception return marked the longest such play of his career.



7 KEONTA JENKINS
STAR • SR. • 6-3 • 215
JACKSONVILLE, FLA. • JEAN RIBAUT

- Has played in 38 career games.
- Moved from linebacker to star at the beginning of the 2023 season.
- During the 2022 season, ranked fourth among Virginia Tech players in quarterback hurries (four), fourth in passes defended (four) and fifth in tackles (40 total, 23 solo).
- **Oct. 7 at No. 5 Florida State:** Made two tackles (one solo).
- **Sept. 30 vs. Pitt:** Assisted on a TFL (4 yards) and recorded a quarterback hurry.
- **Sept. 23 at Marshall:** Made his first start of the season, recording his second career interception and achieving a season high in tackles (five total, two solo).
- **Sept. 16 at Rutgers:** Assisted on a tackle.
- **Sept. 9 vs. Purdue:** Made two tackles (one solo).
- **Sept. 2 vs. Old Dominion:** Recorded a solo tackle.



85 PETER MOORE
P • R-JR. • 6-1 • 200
DAVIDSONVILLE, MD. • CALVERT HALL COLLEGE

- Has punted in 30 consecutive games dating back to the beginning of the 2021 season.
- Serves among Virginia Tech's captains.
- **Oct. 7 at No. 5 Florida State:** Placed 2-of-6 punts within the 20 yard line, averaging 41.8 yards per attempt.
- **Sept. 30 vs. Pitt:** Averaged 40.4 punt yards from five attempts, totaling 202 punt yards.
- **Sept. 23 at Marshall:** Had five of his seven punts fair caught (295 punt yards, 42.1-yard average) ... Tied his season high for punts inside the 20 yard line (three).
- **Sept. 16 at Rutgers:** Achieved a season long with his 62-yard punt during the third quarter ... Dropped three of his five attempts inside the 20 yard line ... Was named to the Ray Guy Award "Ray's 8" for Week 3 on the merit of his performance.
- **Sept. 9 vs. Purdue:** Placed three of his seven punts inside the 20 yard line, racking up 324 punt yards (46.3 per attempt) ... Delivered three punts of 50+ yards, including his game long of 55 yards ... Was named the ACC Co-Specialist of the Week.
- **Sept. 2 vs. Old Dominion:** Attempted three punts resulting in two touchbacks and one downed inside the 20 yard line ... Achieved two punts of 50+ yards.



5 NASIR PEOPLES
S • R-SR. • 6-0 • 201
ABINGTON, PA. • ARCHBISHOP WOOD

- Witnessed his streak of 25 consecutive starts end on Sept. 9 at Purdue (did not appear due to injury).
- Has missed four games during the 2023 season due to injury.
- **Oct. 7 at No. 5 Florida State:** Returned to action, making three tackles (one solo).
- **Sept. 2 vs. Old Dominion:** Wore Coach Beamer's No. 25 jersey ... Made five tackles ... Forced a fumble, recovered a fumble and broke up a pass.



97 JOHN LOVE
K • R-FR. • 5-11 • 179
SPARTANBURG, S.C. • SPARTANBURG

- Took over place kicking duties for Virginia Tech on Nov. 12, 2022, at Duke.
- Has converted 19 consecutive PATs to begin his collegiate career.
- **Oct. 7 at No. 5 Florida State:** Hit a 29-yard field goal and drilled two PATs for a five-point performance.
- **Sept. 30 vs. Pitt:** Capped the Hokies' 38-point day with a 32-yard field goal ... Went 5-for-5 on PATs, finishing with eight points.
- **Sept. 23 at Marshall:** Connected on his only field goal attempt (21 yards) and went 3-for-3 in PATs.
- **Sept. 16 at Rutgers:** Went 1-for-2 on field goal attempts, hitting from 30 yards after missing from 36 yards.
- **Sept. 9 vs. Purdue:** Achieved a career long with his 41-yard field goal during the second quarter ... Scored five points (field goal, two PATs) during Tech's 17-point second quarter that tied the game before halftime.
- **Sept. 2 vs. Old Dominion:** Made his third career appearance as Virginia Tech's place kicker ... Drilled field goals of 27 and 21 yards while going 4-for-4 on PAT attempts.



26 JALEN STROMAN
S • JR. • 6-1 • 196
BRISTOW, VA. • PATRIOT

- Has played in every Virginia Tech game during his collegiate career (30 career appearances).
- Forced two fumbles during the 2022 season.
- **Oct. 7 at No. 5 Florida State:** Led the Hokies with 10 tackles (two solo).
- **Sept. 30 vs. Pitt:** Assisted on a tackle.
- **Sept. 23 at Marshall:** Recorded five tackles (three solo).
- **Sept. 16 at Rutgers:** Registered four tackles (three solo).
- **Sept. 9 vs. Purdue:** Made his first collegiate start in Tech's secondary ... Set a career high, co-leading the Hokies with 14 tackles (five solo, 1.0 TFL).
- **Sept. 2 vs. Old Dominion:** Wore Coach Beamer's No. 25 jersey ... Made five tackles ... Forced a fumble, recovered a fumble and broke up a pass.

VIRGINIA TECH DEPTH CHART

UNOFFICIAL // GAMEDAY - OCT. 14, 2023



WAKE FOREST

VIRGINIA TECH

OFFENSE

POSITION	NO.	NAME	PRONUNCIATION	CLASS	HT	WT
WR	9	Da'Quan Felton	DAY-kwan	r-Sr.	6-5	215
	11	Tucker Holloway		So.	6-2	185
WR	83	Jaylin Lane		Sr.	5-10	192
	3	Da'Wain Lofton	DAY-wahn	Jr.	5-11	189
TE	8	Dae'Quan Wright	DAY-kwan	So.	6-4	249
	82	Benji Gosnell		r-Fr.	6-5	247
	87	Harrison Saint Germain		r-Fr.	6-4	242
LT	65	Xavier Chaplin	ZAY-vee-err	r-Fr.	6-6	312
	77	Brody Meadows		r-Fr.	6-6	314
LG	61	Braelin Moore	BRAY-lin	r-Fr.	6-3	292
	76	Johnny Dickson		r-Fr.	6-3	291
C	68	Kaden Moore	KAY-din	r-Jr.	6-3	296
	58	Jack Hollifield	HAH-lee-field	r-So.	6-3	303
RG	75	Bob Schick		r-Jr.	6-6	303
	71	Clayton Frady	FRAY-dee	Sr.	6-4	293
RT	70	Parker Clements		r-Jr.	6-7	300
	79	Johnny Garrett		r-Fr.	6-5	310
WR	12	Stephen Gosnell		Sr.	6-2	198
	26	Ayden Greene		Fr.	6-2	185
QB	1	Kyron Drones		r-So.	6-2	234
	6	Grant Wells		r-Sr.	6-2	210
RB	33	Bhayshul Tuten	BAY-shawl TOOT-en	Jr.	5-11	205
	24	Malachi Thomas		r-So.	6-0	207

DEFENSE

POSITION	NO.	NAME	PRONUNCIATION	CLASS	HT	WT
DE	52	Antwaun Powell-Ryland	ANT-wan	Jr.	6-3	244
	56	C.J. McCray OR		r-Jr.	6-3	250
	39	Jordan McDonald		r-So.	6-4	243
DT	3	Norell Pollard		Sr.	6-0	288
	0	Pheldarius Payne OR	fel-DAIR-ee-us	r-Sr.	6-3	276
	91	Wilfried Pene		r-Jr.	6-3	285
DT	22	Mario Kendricks OR		Sr.	6-0	294
	6	Josh Fuga	FOO-guh	r-Sr.	6-2	303
DE	2	Keyshawn Burgos	BURR-ghose	So.	6-5	245
	17	Cole Nelson		Jr.	6-3	247
WLB	21	Keli Lawson		r-So.	6-4	223
	38	Jayden McDonald		r-So.	6-4	236
MLB	34	Alan Tisdale		r-Sr.	6-3	225
	24	Jaden Keller		r-So.	6-3	230
STAR	7	Keonta Jenkins	kee-OHN-tay	Sr.	6-3	215
	20	Caleb Woodson		Fr.	6-3	218
CB	4	Mansoor Delane	MAHN-soor	So.	6-1	182
	1	Dante Lovett		Fr.	6-0	190
S	15	Jaylen Jones		Jr.	6-1	199
	4	Mansoor Delane		So.	6-1	182
	30	Krystian Williams		Fr.	6-0	180
S	26	Jalen Stroman		Jr.	6-1	196
	18	Mose Phillips III		Fr.	6-2	195
CB	44	Dorian Strong		r-Jr.	6-0	182
	8	Braylon Johnson		Fr.	6-1	175
NIC	13	Derrick Canteen		r-Sr.	5-11	194
	44	Dorian Strong		r-Jr.	6-0	182

SPECIAL TEAMS

POSITION	NO.	NAME	PRONUNCIATION	CLASS	HT	WT
P	85	Peter Moore		r-Jr.	6-1	200
	95	Nick Veltsistas	velt-SEES-tuhs	r-So.	6-2	203
PK	97	John Love		r-Fr.	5-11	179
	83	Kyle Lowe	LOW	r-Jr.	6-3	201
KO	83	Kyle Lowe	LOW	r-Jr.	6-3	201
	97	John Love		r-Fr.	5-11	179
H	85	Peter Moore		r-Jr.	6-1	200
	95	Nick Veltsistas	velt-SEES-tuhs	r-So.	6-2	203
LS	99	Justin Pollock		r-Sr.	6-2	239
	96	Christian Epling		r-Fr.	6-2	208
SS	96	Christian Epling		r-Fr.	6-2	208
	99	Justin Pollock		r-Sr.	6-2	239

POSITION	NO.	NAME	PRONUNCIATION	CLASS	HT	WT
KR	33	Bhayshul Tuten	BAY-shawl TOOT-en	Jr.	5-11	205
	24	Malachi Thomas		r-So.	6-0	207
	3	Da'Wain Lofton	DAY-wahn	Jr.	5-11	189
PR	11	Tucker Holloway		So.	6-2	185
	83	Jaylin Lane		Sr.	5-10	192
	3	Da'Wain Lofton	DAY-wahn	Jr.	5-11	189

COACHING STAFF

PRESS BOX	SIDELINE (ctd.)
Tyler Bowen Offensive Coordinator	Chris Marve Defensive Coordinator
Pierson Prioleau Safeties	J.C. Price Defensive Line
Shawn Quinn Stars	Stu Holt Tight Ends/Special Teams
	Elijah Brooks Running Backs
	Ron Crook Offensive Line
	Derek Jones Cornerbacks
	Fontel Mines Wide Receivers
Brent Pry Head Coach	

+ Denotes student-athlete has used their additional year of eligibility granted by the NCAA for the COVID-19 pandemic

2023 VIRGINIA TECH ROSTER

ALPHABETICAL

No.	Name	Pos.
31	Jason Abbey	DL
11	Devin Alves	S
59	Gabriel Arena	OL
47	Griffin Armstrong	LS
41	George Ballance	LB
13	Marcell Baylor	WR
14	Cole Beck	ATH
28	Chance Black	RB
2	Keyshawn Burgos	DL
16	Luke Bussel	S
13	Derrick Canteen	CB
65	Xavier Chaplin	OL
27	Tyler Childress	S
70	Parker Clements	OL
21	Jeremiah Coney	RB
47	Tavorian Copeland	LB
28	Antonio Cotman Jr.	STAR
4	Mansoor Delane	CB
57	Brayden DeMasi	OL
76	Johnny Dickson	OL
1	Kyron Drones	QB
63	Griffin Duggan	OL
22	Bryce Duke	RB
33	Miles Ellis	CB
96	Christian Epling	LS
9	Da'Quan Felton	WR
46	Ishmael Findlayter	DL
4	Chance Fitzgerald	WR
9	Cam Fleming	S
71	Clayton Frady	OL
6	Josh Fuga	DL
86	Nick Gallo	TE
79	Johnny Garrett	OL
56	Layth Ghannam	OL
37	Josh Gholston	CB
32	Gunner Givens	DL
82	Benji Gosnell	TE
12	Stephen Gosnell	WR
26	Ayden Greene	WR
85	Ja'Ricous Hairston	TE
67	Hannes Hammer	OL
43	Josh Hand	LB
2	Takye Heath	WR
35	Cade Herdman	S
40	Stephon Hicks	S
58	Jack Hollifield	OL
11	Tucker Holloway	WR
35	Sam Hughes	STAR
7	Keonta Jenkins	STAR
57	James Jennette	DL
0	Ali Jennings	WR
8	Braylon Johnson	CB
48	Matt Johnson	LB
29	Nyke Johnson	S
53	Will Johnson	LB
36	Brody Jones	STAR
15	Jaylen Jones	S
54	Grant Karczewski	OL
24	Jaden Keller	LB
22	Mario Kendricks	DL
64	Elijah Klock	DL
93	Bryce LaFollette	P
83	Jaylin Lane	WR
55	Lemar Law Jr.	DL

Continued ...

NUMERICAL

No.	Name	Pos.	Ht.	Wt.	Cl.	Hometown	High School	Previous School
0	Ali Jennings	WR	6-2	202	Sr.+	Richmond, Va.	Highland Springs	Old Dominion
0	Pheldarius Payne	DL	6-3	276	r-Sr.+	Suffolk, Va.	Nansemond River	Nebraska
1	Kyron Drones	QB	6-2	234	r-So.	Pearland, Texas	Shadow Creek	Baylor
1	Dante Lovett	CB	6-0	190	Fr.	Crofton, Md.	DeMatha Catholic	
2	Keyshawn Burgos	DL	6-5	245	So.	Chesterfield, Va.	Matoaca	
2	Takye Heath	WR	5-10	167	Fr.	Richmond, Va.	Highland Springs	
3	Da'Wain Lofton	WR	5-11	189	Jr.	Fort Worth, Texas	North Side	
3	Norell Pollard	DL	6-0	288	Sr.+	Apopka, Fla.	Wekiva	
4	Mansoor Delane	CB	6-1	182	So.	Silver Spring, Md.	Archbishop Spalding	
4	Chance Fitzgerald	WR	6-2	191	Fr.	Nashville, Tenn.	Nolensville	
5	Nasir Peoples	S	6-0	201	r-Sr.+	Abington, Pa.	Archbishop Wood	
5	Xayvion Turner-Bradshaw	WR	6-0	165	r-Fr.	Bluefield, Va.	Graham	
6	Josh Fuga	DL	6-2	303	r-Sr.	Woodbridge, Va.	Freedom	
6	Grant Wells	QB	6-2	210	r-Sr.	Charleston, W.Va.	George Washington	Marshall
7	Keonta Jenkins	STAR	6-3	215	Sr.	Jacksonville, Fla.	Jean Ribault	
8	Braylon Johnson	CB	6-1	175	Fr.	Richmond, Va.	Highland Springs	
8	Dae'Quan Wright	TE	6-4	249	So.	Perry, Ga.	Perry	
9	Da'Quan Felton	WR	6-5	215	r-Sr.	Portsmouth, Va.	Churchland	Norfolk State
9	Cam Fleming	S	6-0	197	Fr.	North Chesterfield, Va.	Trinity Episcopal School	
11	Devin Alves	S	6-3	190	r-Fr.	Melbourne, Fla.	Melbourne	
11	Tucker Holloway	WR	6-2	185	So.	Andrews, N.C.	T. Wingate Andrews	
12	Stephen Gosnell	WR	6-2	198	Sr.	Pilot Mountain, N.C.	East Surry	North Carolina
13	Marcell Baylor	WR	6-0	185	Fr.	Radford, Va.	Radford	
13	Derrick Canteen	CB	5-11	194	r-Sr.	Evans, Ga.	Evans	Georgia Southern
14	Cole Beck	ATH	6-1	192	Sr.+	Blacksburg, Va.	Blacksburg	
14	Jonathan Pennix	CB	6-0	180	Fr.	Concord, Va.	Appomattox County	
15	Jaylen Jones	S	6-1	199	Jr.	Richmond, Va.	Thomas Jefferson	
15	Jackson Sigler	QB	6-0	196	Fr.	Stafford, Va.	Mountain View	
16	Luke Bussel	S	6-1	222	r-Sr.	Chesapeake, Va.	Greenbrier Christian Academy	Fork Union Mil. Acad.
16	Tralon Mitchell	RB	6-0	214	Fr.	Middlesex, N.C.	Southern Nash	
17	Cole Nelson	DL	6-3	247	Jr.	Johns Creek, Ga.	Johns Creek	
17	Dylan Wittke	QB	6-1	191	Fr.	Buford, Ga.	Buford	
18	Mose Phillips III	S	6-2	195	Fr.	Nashville, Tenn.	Cane Ridge	
18	William "Pop" Watson III	QB	5-11	190	Fr.	Springfield, Mass.	Springfield Central	
19	Ben Locklear	QB	6-5	246	r-So.	Fredericksburg, Va.	Woodberry Forest School	
20	P.J. Prioleau	RB	5-11	174	r-So.	Radford, Va.	Radford	
20	Caleb Woodson	STAR	6-3	218	Fr.	Haymarket, Va.	Battlefield	
21	Jeremiah Coney	RB	6-0	196	Fr.	Richmond, Va.	Hermitage	
21	Keli Lawson	LB	6-4	223	r-So.	Stephens City, Va.	Sherando	
22	Bryce Duke	RB	5-11	202	So.	Leesburg, Va.	Tuscarora	
22	Mario Kendricks	DL	6-0	294	Sr.+	Kissimmee, Fla.	Osceola	
23	Thomas Williams	CB	5-11	183	Fr.	Greenville, S.C.	Powdersville	
24	Jaden Keller	LB	6-3	230	r-So.	Bristol, Tenn.	Tennessee	
24	Malachi Thomas	RB	6-0	207	r-So.	Hartwell, Ga.	Hart County	
26	Ayden Greene	WR	6-2	185	Fr.	Knoxville, Tenn.	Powell	
26	Jalen Stroman	S	6-1	196	Jr.	Bristow, Va.	Patriot	
27	Tyler Childress	S	6-2	196	r-So.	Huntingtown, Md.	IMG Academy	
28	Chance Black	RB	6-1	197	r-So.	Roebuck, S.C.	Dorman	
28	Antonio Cotman Jr.	STAR	6-2	192	Fr.	Richmond, Va.	Life Christian Academy	
29	Nyke Johnson	S	5-11	193	r-So.	Florence, S.C.	West Florence	
30	Krystian Williams	CB	6-0	180	Fr.	Richmond, Va.	Collegiate School	
31	Jason Abbey	DL	6-3	225	Fr.	Richmond, Va.	Douglas S. Freeman	
31	Luke Shields	WR	6-0	168	r-Fr.	Centreville, Va.	Centreville	
32	Gunner Givens	DL	6-5	286	r-Fr.	Covington, Va.	Lord Botetourt	
33	Miles Ellis	CB	5-11	168	r-So.	Glen Allen, Va.	Deep Run	
33	Bhayshul Tuten	RB	5-11	205	Jr.	Paulsboro, N.J.	Paulsboro	North Carolina A&T
34	Alan Tisdale	LB	6-3	225	r-Sr.+	Greensboro, N.C.	Page	
35	Cade Herdman	S	6-0	176	r-Fr.	Leesburg, Va.	Our Lady of Good Counsel	
35	Sam Hughes	STAR	6-1	218	r-So.	Arlington, Va.	Washington-Liberty	
36	Brody Jones	STAR	6-2	213	Fr.	Bristol, Va.	Virginia High	
37	Josh Gholston	CB	6-0	177	r-So.	Blacksburg, Va.	Blacksburg	Valparaiso
38	Jayden McDonald	LB	6-4	236	r-So.	Salem, Va.	Salem	
39	Jorden McDonald	DL	6-4	243	r-So.	Salem, Va.	Salem	
40	Stephon Hicks	S	6-0	204	Fr.	Chester, Va.	Thomas Dale	

Continued ...

VIRGINIA TECH FOOTBALL

ALPHABETICAL (ctd)

No.	Name	Pos.
21	Keli Lawson	LB
19	Ben Locklear	QB
3	Da'Wain Lofton	WR
97	John Love	K
1	Dante Lovett	CB
83	Kyle Lowe	K
54	Malachi Madison	DL
56	C.J. McCray	DL
38	Jayden McDonald	LB
39	Jorden McDonald	DL
66	Hunter McLain	OL
77	Brody Meadows	OL
41	Khiari Miller	TE
16	Tralon Mitchell	RB
61	Braelin Moore	OL
68	Kaden Moore	OL
85	Peter Moore	P
74	Jayson Morgan	OL
49	Jimmy Mullen	DL
17	Cole Nelson	DL
60	Caleb Nitta	OL
0	Pheldarius Payne	DL
91	Wilfried Pene	DL
14	Jonathan Pennix	CB
5	Nasir Peoples	S
18	Mose Phillips III	S
40	Cole Pickett	TE
3	Norell Pollard	DL
99	Justin Pollock	LS
52	Antwaun Powell-Ryland	DL
20	P.J. Prioleau	RB
99	Cole Reemsnyder	TE
87	Harrison Saint Germain	TE
75	Bob Schick	OL
31	Luke Shields	WR
15	Jackson Sigler	QB
52	Tyler Smedley	OL
42	Aycen Stevens	LB
26	Jalen Stroman	S
44	Dorian Strong	CB
89	Latrell Sutton	WR
81	Jordan Tapscott	WR
50	Darius Taylor	LB
24	Malachi Thomas	RB
34	Alan Tisdale	LB
5	Xayvion Turner-Bradshaw	WR
33	Bhayshul Tuten	RB
95	Nick Veltsistas	P
18	William "Pop" Watson III	QB
6	Grant Wells	QB
30	Krystian Williams	CB
64	Lance Williams	OL
23	Thomas Williams	CB
88	Zeke Wimbush	TE
17	Dylan Wittke	QB
20	Caleb Woodson	STAR
8	Dae'Quan Wright	TE

NUMERICAL (ctd)

No.	Name	Pos.	Ht.	Wt.	Cl.	Hometown	High School	Previous School
40	Cole Pickett	TE	6-3	235	r-So.	Galax, Va.	Galax	
41	George Ballance	LB	6-0	227	Fr.	Virginia Beach, Va.	Frank W. Cox	
41	Khiari Miller	TE	5-10	249	r-Fr.	Perry, Ga.	Perry	
42	Aycen Stevens	LB	6-4	241	Fr.	Indianapolis, Ind.	Decatur Central	
43	Josh Hand	LB	6-1	221	r-Fr.	Ashburn, Va.	Independence	
44	Dorian Strong	CB	6-0	182	r-Jr.	Upper Marlboro, Md.	Dr. Henry A. Wise Jr.	
46	Ishmael Findlayter	DL	6-4	250	Fr.	Toronto, Ontario	Clarkson Secondary School	
47	Griffin Armstrong	LS	5-10	236	r-Jr.	Blacksburg, Va.	Osan American (South Korea)	Louisiana Tech
47	Tavorian Copeland	LB	6-3	183	Fr.	Appomattox, Va.	Appomattox County	
48	Matt Johnson	LB	6-0	231	r-Sr.	Richmond, Va.	Deep Run	
49	Jimmy Mullen	DL	6-1	265	Fr.	Kearny, N.J.	St. Joseph	
50	Darius Taylor	LB	6-0	223	Fr.	Richmond, Va.	Highland Springs	
52	Antwaun Powell-Ryland	DL	6-3	244	r-Jr.	Portsmouth, Va.	Indian River	Florida
52	Tyler Smedley	OL	6-2	308	r-So.	Ashburn, Va.	Broad Run	
53	Will Johnson	LB	6-2	226	r-So.	Leonardtown, Md.	St. Mary's Ryken	
54	Grant Karczewski	OL	6-7	265	Fr.	Crozet, Va.	Western Albemarle	
54	Malachi Madison	DL	6-3	277	r-Fr.	Chester, Va.	Thomas Dale	
55	Lemar Law Jr.	DL	6-5	324	r-Fr.	Virginia Beach, Va.	Green Run	
56	Layth Ghannam	OL	6-5	287	Fr.	Charleston, W.Va.	George Washington	
56	C.J. McCray	DL	6-3	250	r-Jr.	Lumberton, N.C.	Mallard Creek	Marshall
57	Brayden DeMasi	OL	6-4	289	Fr.	Blacksburg, Va.	Blacksburg	
57	James Jennette	DL	6-4	210	r-So.	Durham, N.C.	Jordan	William & Mary
58	Jack Hollifield	OL	6-3	303	r-So.	Shelby, N.C.	Shelby	
59	Gabriel Arena	OL	6-5	280	Fr.	Harrisburg, Pa.	Bishop McDevitt	
60	Caleb Nitta	OL	6-2	280	Fr.	Leesburg, Va.	Tuscarora	
61	Braelin Moore	OL	6-3	292	r-Fr.	Bethlehem, Pa.	Freedom	
63	Griffin Duggan	OL	6-5	297	r-So.	Suffolk, Va.	Nansemond-Suffolk Academy	
64	Elijah Klock	DL	6-1	259	r-Fr.	Moraga, Calif.	Campolindo	
64	Lance Williams	OL	6-3	292	Fr.	Alcoa, Tenn.	Alcoa	
65	Xavier Chaplin	OL	6-6	312	r-Fr.	Seabrook, S.C.	Whale Branch Early College	
66	Hunter McLain	OL	6-4	293	r-Fr.	Daleville, Va.	Lord Botetourt	
67	Hannes Hammer	OL	6-7	286	Fr.	Cologne, Germany	North Cross School	
68	Kaden Moore	OL	6-3	296	r-Jr.	Bethlehem, Pa.	Freedom	
70	Parker Clements	OL	6-7	300	r-Jr.	Lugoff, S.C.	Lugoff-Elgin	
71	Clayton Frady	OL	6-4	293	Sr.	Sylva, N.C.	Smoky Mountain	Gardner-Webb
74	Jayson Morgan	OL	6-8	255	Fr.	Glen Allen, Va.	Deep Run	
75	Bob Schick	OL	6-6	303	r-Jr.	Midway, Utah	Wasatch	Snow College
76	Johnny Dickson	OL	6-3	291	r-Fr.	Corpus Christi, Texas	Flour Bluff	
77	Brody Meadows	OL	6-6	314	r-Fr.	Bluefield, Va.	Graham	
79	Johnny Garrett	OL	6-5	310	r-Fr.	Scituate, Mass.	Boston College	
81	Jordan Tapscott	WR	6-0	180	Fr.	Warrenton, Va.	Kettle Run	
82	Benji Gosnell	TE	6-5	247	r-Fr.	Pilot Mountain, N.C.	East Surry	
83	Jaylin Lane	WR	5-10	192	Sr.	Clover, S.C.	Clover	Middle Tennessee
83	Kyle Lowe	K	6-3	201	r-Jr.	Midlothian, Va.	Cosby	
85	Ja'Ricous Hairston	TE	6-2	237	Fr.	Bassett, Va.	Bassett	
85	Peter Moore	P	6-1	200	r-Jr.	Davidsonville, Md.	Calvert Hall College	
86	Nick Gallo	TE	6-4	245	Sr.+	Richboro, Pa.	Council Rock South	
87	Harrison Saint Germain	TE	6-4	242	r-Fr.	Centreville, Va.	Westfield	
88	Zeke Wimbush	TE	6-2	235	Fr.	Ashburn, Va.	Stone Bridge	
89	Latrell Sutton	WR	6-3	201	r-Fr.	Richmond, Va.	Highland Springs	
91	Wilfried Pene	DL	6-3	285	r-Jr.	Tours, France	St. Thomas More School	
93	Bryce LaFollette	P	6-3	210	r-Fr.	Chesapeake Beach, Md.	Huntingtown	
95	Nick Veltsistas	P	6-2	203	r-So.	Fairfax, Va.	Robinson Secondary School	
96	Christian Epling	LS	6-2	208	r-Fr.	Dacula, Ga.	Mill Creek	
97	John Love	K	5-11	179	r-Fr.	Spartanburg, S.C.	Spartanburg	
99	Justin Pollock	LS	6-2	239	r-Sr.	Amelia County, Va.	Amelia County	
99	Cole Reemsnyder	TE	6-6	228	r-Fr.	South Riding, Va.	Freedom	

NOTE: The symbol '+' indicates a student-athlete has utilized their additional year of eligibility granted by the NCAA for the COVID-19 pandemic.

PRONUNCIATION GUIDE

No.	Name	Guide
1	Kyron Drones	KAI-run
2	Keyshawn Burgos	BURR-goss ('goss' as in 'ghost')
3	Da'Wain Lofton	DAY-wahn
4	Mansoor Delane	MAHN-soor duh-LANE
5	Nasir Peoples	nah-SEER
6	Josh Fuga	FOO-guh
7	Keonta Jenkins	key-ON-tay

No.	Name	Guide
8	Dae'Quan Wright	DAY-kwan
9	Da'Quan Felton	DAY-kwan
11	Devin Alves	AL-vuhs
16	Luke Bussel	BUH-sill
17	Dylan Wittke	WITT-key
20	P.J. Prioleau	PRAY-low
29	Nyke Johnson	NAI-kee (rhymes with 'Nike')

No.	Name	Guide
33	Bhayshul Tuten	BAY-shull TOOT-enn
41	Khiari Miller	KAI-ree
56	Layth Ghannam	LAITH GANN-um
60	Caleb Nitta	NITT-ah
67	Hannes Hammer	HAHN-ess
91	Wilfried Pene	PENN-ay
95	Nick Veltsistas	velt-SIS-tuss

POSITION ROSTER

QUARTERBACKS

No.	Name	Class	Hometown
1	Kyron Drones	r-So.	Pearland, Texas
6	Grant Wells	r-Sr.	Charleston, W.Va.
15	Jackson Sigler	Fr.	Stafford, Va.
17	Dylan Wittke	Fr.	Buford, Ga.
18	William "Pop" Watson III	Fr.	Springfield, Mass.
19	Ben Locklear	r-So.	Fredericksburg, Va.

RUNNING BACKS

No.	Name	Class	Hometown
16	Tralon Mitchell	Fr.	Middlesex, N.C.
20	P.J. Prioleau	r-So.	Radford, Va.
21	Jeremiah Coney	Fr.	Richmond, Va.
22	Bryce Duke	So.	Leesburg, Va.
24	Malachi Thomas	r-So.	Hartwell, Ga.
28	Chance Black	r-So.	Roebuck, S.C.
33	Bhayshul Tuten	Jr.	Paulsboro, N.J.

WIDE RECEIVERS

No.	Name	Class	Hometown
0	Ali Jennings	Sr.+	Richmond, Va.
2	Takye Heath	Fr.	Richmond, Va.
3	Da'Wain Lofton	Jr.	Fort Worth, Texas
4	Chance Fitzgerald	Fr.	Nashville, Tenn.
5	Xayvion Turner-Bradshaw	r-Fr.	Bluefield, Va.
9	Da'Quan Felton	r-Sr.	Portsmouth, Va.
11	Tucker Holloway	So.	Andrews, N.C.
12	Stephen Gosnell	Sr.	Pilot Mountain, N.C.
13	Marcell Baylor	Fr.	Radford, Va.
26	Ayden Greene	Fr.	Knoxville, Tenn.
31	Luke Shields	r-Fr.	Centreville, Va.
81	Jordan Tapscott	Fr.	Warrenton, Va.
83	Jaylin Lane	Sr.	Clover, S.C.
89	Latrell Sutton	r-Fr.	Richmond, Va.

TIGHT ENDS

No.	Name	Class	Hometown
8	Dae'Quan Wright	So.	Perry, Ga.
40	Cole Pickett	r-So.	Galax, Va.
41	Khiari Miller (FB)	r-Fr.	Perry, Ga.
82	Benji Gosnell	r-Fr.	Pilot Mountain, N.C.
85	Ja'Ricous Hairston	Fr.	Bassett, Va.
86	Nick Gallo	Sr.+	Richboro, Pa.
87	Harrison Saint Germain	r-Fr.	Centreville, Va.
88	Zeke Wimbush	Fr.	Ashburn, Va.
99	Cole Reemsnyder	r-Fr.	South Riding, Va.

OFFENSIVE LINE

No.	Name	Class	Hometown
52	Tyler Smedley	r-So.	Ashburn, Va.
54	Grant Karczewski	Fr.	Crozet, Va.
56	Layth Ghannam	Fr.	Charleston, W.Va.
57	Brayden DeMasi	Fr.	Blacksburg, Va.
58	Jack Hollifield	r-So.	Shelby, N.C.
59	Gabriel Arena	Fr.	Harrisburg, Pa.
60	Caleb Nitta	Fr.	Leesburg, Va.
61	Braelin Moore	r-Fr.	Bethlehem, Pa.
63	Griffin Duggan	r-So.	Suffolk, Va.
64	Lance Williams	Fr.	Alcoa, Tenn.
65	Xavier Chaplin	r-Fr.	Seabrook, S.C.
66	Hunter McLain	r-Fr.	Daleville, Va.
67	Hannes Hammer	Fr.	Cologne, Germany
68	Kaden Moore	r-Jr.	Bethlehem, Pa.
70	Parker Clements	r-Jr.	Lugoff, S.C.
71	Clayton Frady	Sr.	Sylva, N.C.
74	Jayson Morgan	Fr.	Glen Allen, Va.
75	Bob Schick	r-Jr.	Midway, Utah
76	Johnny Dickson	r-Fr.	Corpus Christi, Texas
77	Brody Meadows	r-Fr.	Bluefield, Va.
79	Johnny Garrett	r-Fr.	Scituate, Mass.

DEFENSIVE LINE

No.	Name	Class	Hometown
0	Pheldarius Payne	r-Sr.+	Suffolk, Va.
2	Keyshawn Burgos	So.	Chesterfield, Va.
3	Norell Pollard	Sr.+	Apopka, Fla.
6	Josh Fuga	r-Sr.	Woodbridge, Va.
17	Cole Nelson	Jr.	Johns Creek, Ga.

22	Mario Kendricks	Sr.+	Kissimmee, Fla.
31	Jason Abbey	Fr.	Richmond, Va.
32	Gunner Givens	r-Fr.	Covington, Va.
39	Jorden McDonald	r-So.	Salem, Va.
46	Ishmael Findlayter	Fr.	Toronto, Ontario
49	Jimmy Mullen	Fr.	Kearny, N.J.
52	Antwaun Powell-Ryland	r-Jr.	Portsmouth, Va.
54	Malachi Madison	r-Fr.	Chester, Va.
55	Lemar Law Jr.	r-Fr.	Virginia Beach, Va.
56	C.J. McCray	r-Jr.	Lumberton, N.C.
57	James Jennette	r-So.	Durham, N.C.
64	Elijah Klock	r-Fr.	Moraga, Calif.
91	Wilfried Pene	r-Jr.	Tours, France

LINEBACKERS

No.	Name	Class	Hometown
21	Keli Lawson	r-So.	Stephens City, Va.
24	Jaden Keller	r-So.	Bristol, Tenn.
34	Alan Tisdale	r-Sr.+	Greensboro, N.C.
38	Jayden McDonald	r-So.	Salem, Va.
41	George Ballance	Fr.	Virginia Beach, Va.
42	Aycen Stevens	Fr.	Indianapolis, Ind.
43	Josh Hand	r-Fr.	Ashburn, Va.
47	Tavorian Copeland	Fr.	Appomattox, Va.
48	Matt Johnson	r-Sr.	Richmond, Va.
50	Darius Taylor	Fr.	Richmond, Va.
53	Will Johnson	r-So.	Leonardtown, Md.

STARS

No.	Name	Class	Hometown
7	Keonta Jenkins	Sr.	Jacksonville, Fla.
20	Caleb Woodson	Fr.	Haymarket, Va.
28	Antonio Cotman Jr.	Fr.	Richmond, Va.
35	Sam Hughes	r-So.	Arlington, Va.
36	Brody Jones	Fr.	Bristol, Va.

CORNERBACKS

No.	Name	Class	Hometown
1	Dante Lovett	Fr.	Crofton, Md.
4	Mansoor Delane	So.	Silver Spring, Md.
8	Braylon Johnson	Fr.	Richmond, Va.
13	Derrick Canteen	r-Sr.	Evans, Ga.
14	Jonathan Pennix	Fr.	Concord, Va.
23	Thomas Williams	Fr.	Greenville, S.C.
30	Krystian Williams	Fr.	Richmond, Va.
33	Miles Ellis	r-So.	Glen Allen, Va.
37	Josh Gholston	r-So.	Blacksburg, Va.
44	Dorian Strong	r-Jr.	Upper Marlboro, Md.

SAFETIES

No.	Name	Class	Hometown
5	Nasir Peoples	r-Sr.+	Abington, Pa.
9	Cam Fleming	Fr.	North Chesterfield, Va.
11	Devin Alves	r-Fr.	Melbourne, Fla.
15	Jaylen Jones	Jr.	Richmond, Va.
16	Luke Bussel	r-Sr.	Chesapeake, Va.
18	Mose Phillips III	Fr.	Nashville, Tenn.
26	Jalen Stroman	Jr.	Bristow, Va.
27	Tyler Childress	r-So.	Huntingtown, Md.
29	Nyke Johnson	r-So.	Florence, S.C.
35	Cade Herdman	r-Fr.	Leesburg, Va.
40	Stephon Hicks	Fr.	Chester, Va.

SPECIALISTS

No.	Name	Class	Hometown
14	Cole Beck	Sr.+	Blacksburg, Va.
47	Griffin Armstrong	r-Jr.	Blacksburg, Va.
83	Kyle Lowe	r-Jr.	Midlothian, Va.
85	Peter Moore	r-Jr.	Davidsonville, Md.
93	Bryce LaFollette	r-Fr.	Chesapeake Beach, Md.
95	Nick Veltsistas	r-So.	Fairfax, Va.
96	Christian Epling	r-Fr.	Dacula, Ga.
97	John Love	r-Fr.	Spartanburg, S.C.
99	Justin Pollock	r-Sr.	Amelia County, Va.

CAREER STATISTICS

0

ALI JENNINGS

WR • SR. • 6-2 • 202
RICHMOND, VA. • HIGHLAND SPRINGS • OLD DOMINION

CAREER RECEIVING

SEASON	SCHOOL	GP / GS	REC	YDS	YPR	LNG	TD
2019	WVU	11 / 3	19	192	10.1	30	1
2020	WVU	8 / 0	7	48	6.9	14	1
2021	ODU	13 / 13	62	1,066	17.2	60	5
2022	ODU	9 / 9	54	959	17.8	77	9
2023	VT	2 / 1	5	72	14.4	44	2
CAREER		42 / 26	147	2,337	15.9	77	18

0

PHELDARIUS PAYNE

DL • R-SR. • 6-3 • 276
SUFFOLK, VA. • NANSEMOND RIVER • NEBRASKA

CAREER DEFENSE

SEASON	SCHOOL	GP / GS	UA	A	TOT	TFL-YD	SCK-YD	PD	QBH
2020	NEB	8 / --	8	13	21	2.0-7	1.0-6	2	2
2021	NEB	10 / --	4	15	19	2.5-12	2.0-11	--	--
2022	VT	--	--	--	--	--	--	--	--
2023	VT	6 / 0	3	7	10	3.5-28	3.0-26	--	2
CAREER		24 / 0+	15	35	50	8.0-47	6.0-43	2	4

1

KYRON DRONES

QB • R-SO. • 6-2 • 234
PEARLAND, TEXAS • SHADOW CREEK • BAYLOR

CAREER PASSING

SEASON	SCHOOL	GP / GS	EFF	CMP	ATT	PCT	YDS	TD	LNG	INT
2021	BAY	2 / 0	--	--	--	--	--	--	--	--
2022	BAY	5 / 0	146.50	14	23	60.9	219	1	50	1
2023	VT	6 / 4	114.75	67	121	55.4	722	4	54	1
CAREER		13 / 4	119.82	81	144	56.2	941	5	54	2

CAREER RUSHING

SEASON	SCHOOL	GP / GS	ATT	YDS	YPC	LNG	TD
2021	BAY	2 / 0	--	--	--	--	--
2022	BAY	5 / 0	8	49	6.1	17	2
2023	VT	6 / 4	76	285	3.8	40	4
CAREER		13 / 4	84	334	4.0	40	6

1

DANTE LOVETT

CB • FR. • 6-0 • 190
CROFTON, MD. • DeMATHA CATHOLIC

CAREER DEFENSE

SEASON	SCHOOL	GP / GS	UA	A	TOT	TFL-YD	SCK-YD	INT	BU	PD
2023	VT	6 / 0	3	--	3	--	--	--	--	--
CAREER		6 / 0	3	0	3	0.0-0	0.0-0	0	0	0

2

KEYSHAWN BURGOS

DL • SO. • 6-5 • 245
CHESTERFIELD, VA. • MATOACA

CAREER DEFENSE

SEASON	SCHOOL	GP / GS	UA	A	TOT	TFL-YD	SCK-YD	PD	QBH
2022	VT	11 / 0	--	3	3	0.5-1	--	--	--
2023	VT	6 / 6	5	7	12	3.0-8	1.0-3	--	1
CAREER		17 / 6	5	10	15	3.5-9	1.0-3	0	1

2

TAKYE HEATH

WR • FR. • 5-10 • 167
RICHMOND, VA. • HIGHLAND SPRINGS

CAREER RECEIVING

SEASON	SCHOOL	GP / GS	REC	YDS	YPR	LNG	TD
2023	VT	1 / 0	--	--	--	--	--
CAREER		1 / 0	0	0	0.0	0	0

3

DA'WAIN LOFTON

WR • JR. • 5-11 • 189
FORT WORTH, TEXAS • NORTH SIDE

CAREER RECEIVING

SEASON	SCHOOL	GP / GS	REC	YDS	YPR	LNG	TD
2021	VT	12 / 0	7	98	14.0	35	1
2022	VT	11 / 11	22	254	11.6	53	2
2023	VT	6 / 1	5	46	9.2	15	--
CAREER		29 / 12	34	398	11.7	53	3

3

NORELL POLLARD

DL • SR. • 6-0 • 288
APOPKA, FLA. • WEKIVA

CAREER DEFENSE

SEASON	SCHOOL	GP / GS	UA	A	TOT	TFL-YD	SCK-YD	PD	QBH
2019	VT	13 / 2	10	12	22	4.0-20	3.0-18	--	3
2020	VT	11 / 11	13	17	30	4.5-16	2.5-11	--	5
2021	VT	13 / 11	9	18	27	3.0-12	1.0-9	2	4
2022	VT	11 / 11	4	11	15	3.0-11	1.5-8	1	6
2023	VT	6 / 6	3	12	15	2.5-16	1.0-10	--	--
CAREER		54 / 41	39	70	109	17.0-75	9.0-56	3	18

4

MANSOOR DELANE

CB • SO. • 6-1 • 182
SILVER SPRING, MD. • ARCHBISHOP SPALDING

CAREER DEFENSE

SEASON	SCHOOL	GP / GS	UA	A	TOT	TFL-YD	SCK-YD	INT	BU	PD
2022	VT	8 / 4	17	21	38	3.5-7	--	1	8	9
2023	VT	6 / 6	11	10	21	1.0-4	--	--	1	1
CAREER		14 / 10	28	31	59	4.5-11	0.0-0	1	9	10

4

CHANCE FITZGERALDWR • FR. • 6-2 • 191
NASHVILLE, TENN. • NOLENSVILLE

YET TO MAKE CAREER DEBUT

5

NASIR PEOPLESS • R-SR. • 6-0 • 201
ABINGTON, PA. • ARCHBISHOP WOOD**CAREER DEFENSE**

SEASON	SCHOOL	GP / GS	UA	A	TOT	TFL-YD	SCK-YD	INT	BU	PD
2018	VT	3 / 0	1	1	2	0.5-5	0.5-5	--	--	--
2019	VT	12 / 0	--	--	--	--	--	--	--	--
2020	VT	--	--	--	--	--	--	--	--	--
2021	VT	13 / 13	51	37	88	2.0-4	--	1	3	4
2022	VT	11 / 11	30	31	61	4.5-7	--	--	1	1
2023	VT	2 / 1	4	4	8	--	--	--	1	1
CAREER		41 / 25	86	73	159	7.0-16	0.5-1	1	5	6

5

XAYVION TURNER-BRADSHAWWR • R-FR. • 6-0 • 165
BLUEFIELD, VA. • GRAHAM**CAREER RECEIVING**

SEASON	SCHOOL	GP / GS	REC	YDS	YPR	LNG	TD
2023	VT	4 / 0	1	9	9.0	9	--
CAREER		4 / 0	1	9	9.0	9	0

6

JOSH FUGADL • R-SR. • 6-2 • 303
WOODBIDGE, VA. • FREEDOM**CAREER DEFENSE**

SEASON	SCHOOL	GP / GS	UA	A	TOT	TFL-YD	SCK-YD	PD	QBH
2019	VT	1 / 0	--	--	--	--	--	--	--
2020	VT	11 / 0	3	7	10	1.0-5	1.0-5	1	1
2021	VT	13 / 3	5	16	21	1.0-2	0.5-2	--	1
2022	VT	10 / 5	1	11	12	2.0-6	0.5-3	2	1
2023	VT	6 / 4	3	6	9	1.0-1	--	--	1
CAREER		41 / 12	12	40	52	5.0-14	2.0-10	3	4

6

GRANT WELLSQB • R-SR. • 6-2 • 210
CHARLESTON, W.VA. • GEORGE WASHINGTON • MARSHALL**CAREER PASSING**

SEASON	SCHOOL	GP / GS	EFF	CMP	ATT	PCT	YDS	TD	LNG	INT
2019	MRSH	1 / 0	--	--	--	--	--	--	--	--
2020	MRSH	10 / 10	141.50	165	270	61.1	2,091	18	70	9
2021	MRSH	13 / 13	138.99	295	445	66.3	3,532	16	65	13
2022	VT	11 / 11	117.49	196	332	59.0	2,171	9	85	9
2023	VT	2 / 2	140.32	33	62	53.2	494	5	44	2
CAREER		37 / 36	133.24	689	1,109	62.1	8,288	48	85	33

CAREER RUSHING

SEASON	SCHOOL	GP / GS	ATT	YDS	YPC	LNG	TD
2019	MRSH	1 / 0	1	1	1.0	1	--
2020	MRSH	10 / 10	54	174	3.2	25	2
2021	MRSH	13 / 13	60	62	1.0	15	7
2022	VT	11 / 11	111	205	1.9	20	6
2023	VT	2 / 2	14	3	0.2	10	1
CAREER		37 / 36	240	445	1.9	25	16

7

KEONTA JENKINSSTAR • SR. • 6-3 • 215
JACKSONVILLE, FLA. • JEAN RIBAUT**CAREER DEFENSE**

SEASON	SCHOOL	GP / GS	UA	A	TOT	TFL-YD	SCK-YD	INT	BU	PD
2020	VT	9 / 2	5	5	10	--	--	--	--	--
2021	VT	12 / 1	12	5	17	--	--	--	2	2
2022	VT	11 / 9	23	17	40	2.0-6	--	1	3	4
2023	VT	6 / 3	5	7	12	1.5-5	0.5-4	1	--	1
CAREER		38 / 15	45	34	79	3.5-11	0.5-4	2	5	7

8

BRAYLON JOHNSONCB • FR. • 6-1 • 175
RICHMOND, VA. • HIGHLAND SPRINGS**CAREER DEFENSE**

SEASON	SCHOOL	GP / GS	UA	A	TOT	TFL-YD	SCK-YD	INT	BU	PD
2023	VT	6 / 0	1	2	3	--	--	--	--	--
CAREER		6 / 0	1	2	3	0.0-0	0.0-0	0	0	0

8

DAE'QUAN WRIGHTTE • SO. • 6-4 • 249
PERRY, GA. • PERRY**CAREER RECEIVING**

SEASON	SCHOOL	GP / GS	REC	YDS	YPR	LNG	TD
2022	VT	7 / 1	19	208	11.0	36	--
2023	VT	6 / 1	14	162	11.6	30	--
CAREER		13 / 2	33	370	11.2	36	0

9

DA'QUAN FELTONWR • R-SR. • 6-5 • 215
PORTSMOUTH, VA. • CHURCHLAND • NORFOLK STATE**CAREER RECEIVING**

SEASON	SCHOOL	GP / GS	REC	YDS	YPR	LNG	TD
2019	NORF	1 / 0	--	--	--	--	--
2020	NORF	--	--	--	--	--	--
2021	NORF	11 / 7	28	492	17.6	38	2
2022	NORF	11 / 11	39	571	14.6	90	7
2023	VT	6 / 6	14	209	14.9	54	2
CAREER		29 / 24	81	1,272	15.7	90	11

9

CAMEREN FLEMINGS • FR. • 6-0 • 197
NORTH CHESTERFIELD, VA. • TRINITY EPISCOPAL SCHOOL

YET TO MAKE CAREER DEBUT

11

DEVIN ALVESS • R-FR. • 6-3 • 190
MELBOURNE, FLA. • MELBOURNE

YET TO MAKE CAREER DEBUT

11

TUCKER HOLLOWAYWR • SO. • 6-2 • 185
ANDREWS, N.C. • T. WINGATE ANDREWS**CAREER RECEIVING**

SEASON	SCHOOL	GP / GS	REC	YDS	YPR	LNG	TD
2022	VT	5 / 0	3	18	6.0	8	--
2023	VT	6 / 0	2	13	6.5	7	--
CAREER		11 / 0	5	31	6.2	8	0

CAREER RETURNS

SEASON	SCHOOL	GP / GS	KR	YDS	AVG	TD	LNG	PR	YDS	AVG	TD	LNG
2022	VT	5 / 0	--	--	--	--	--	9	191	21.2	1	90
2023	VT	6 / 0	--	--	--	--	--	8	138	17.3	--	66
CAREER		11 / 0	0	0	0.0	0	0	17	329	19.4	1	90

12

STEPHEN GOSNELLWR • SR. • 6-2 • 198
PILOT MOUNTAIN, N.C. • EAST SURRY • NORTH CAROLINA**CAREER RECEIVING**

SEASON	SCHOOL	GP / GS	REC	YDS	YPR	LNG	TD
2020	UNC	4 / 0	--	--	--	--	--
2021	UNC	10 / 0	2	11	5.5	8	--
2022	VT	9 / 1	10	134	13.4	24	--
2023	VT	6 / 5	10	149	14.9	39	--
CAREER		29 / 6	22	294	13.4	39	0

13

MARCELL BAYLORWR • FR. • 6-0 • 185
RADFORD, VA. • RADFORD

YET TO MAKE CAREER DEBUT

13

DERRICK CANTEENCB • R-SR. • 5-11 • 194
EVANS, GA. • EVANS • GEORGIA SOUTHERN**CAREER DEFENSE**

SEASON	SCHOOL	GP / GS	UA	A	TOT	TFL-YD	SCK-YD	INT	BU	PD
2019	GASO	3 / 0	--	--	--	--	--	--	--	--
2020	GASO	13 / 13	34	14	48	0.5-3	--	6	10	16
2021	GASO	2 / --	3	2	5	--	--	--	--	--
2022	GASO	11 / 10	39	25	64	2.0-9	1.0-7	1	12	13
2023	VT	6 / 3	11	10	21	2.0-4	--	--	1	1
CAREER		35 / 26+	87	51	138	4.5-16	1.0-7	7	23	30

14

COLE BECKATH • SR. • 6-1 • 192
BLACKSBURG, VA. • BLACKSBURG**CAREER DEFENSE**

SEASON	SCHOOL	GP / GS	UA	A	TOT	TFL-YD	SCK-YD	INT	BU	PD
2018	VT	--	--	--	--	--	--	--	--	--
2019	VT	--	--	--	--	--	--	--	--	--
2020	VT	Not rostered in football								
2021	VT	Not rostered in football								
2022	VT	10 / 0	1	--	1	--	--	--	--	--
2023	VT	3 / 0	1	--	1	--	--	--	--	--
CAREER		13 / 0	2	0	2	0.0-0	0.0-0	0	0	0

CAREER RETURNS

SEASON	SCHOOL	GP / GS	KR	YDS	AVG	TD	LNG	PR	YDS	AVG	TD	LNG
2018	VT	--	--	--	--	--	--	--	--	--	--	--
2019	VT	--	--	--	--	--	--	--	--	--	--	--
2020	VT	Not rostered in football										
2021	VT	Not rostered in football										
2022	VT	10 / 0	8	179	22.4	--	40	--	--	--	--	--
2023	VT	3 / 0	--	--	--	--	--	--	--	--	--	--
CAREER		13 / 0	8	179	22.4	0	40	0	0	0.0	0	0

14

JONATHAN PENNIXCB • FR. • 6-0 • 180
CONCORD, VA. • APPOMATTOX COUNTY

YET TO MAKE CAREER DEBUT

15

JAYLEN JONESS • JR. • 6-1 • 199
RICHMOND, VA. • THOMAS JEFFERSON**CAREER RECEIVING**

SEASON	SCHOOL	GP / GS	REC	YDS	YPR	LNG	TD
2021	VT	10 / 0	1	15	15.0	15	--
2022	VT	10 / 0	3	37	12.3	20	--
2023	VT	4 / 4	--	--	--	--	--
CAREER		24 / 4	4	52	13.0	20	0

CAREER DEFENSE

SEASON	SCHOOL	GP / GS	UA	A	TOT	TFL-YD	SCK-YD	INT	BU	PD
2021	VT	10 / 0	--	--	--	--	--	--	--	--
2022	VT	10 / 0	2	--	2	--	--	--	--	--
2023	VT	4 / 4	7	8	15	--	--	--	2	2
CAREER		24 / 4	9	8	17	0.0-0	0.0-0	0	2	2

15

JACKSON SIGLERQB • FR. • 6-0 • 196
STAFFORD, VA. • MOUNTAIN VIEW

YET TO MAKE CAREER DEBUT

16

LUKE BUSSEL

S • R-SR. • 6-1 • 222
CHESAPEAKE, VA. • GREENBRIER CHRISTIAN ACAD. • FORK UNION MILITARY ACAD.

CAREER DEFENSE

SEASON	SCHOOL	GP / GS	UA	A	TOT	TFL-YD	SCK-YD	INT	BU	PD
2020	VT	1 / 0	--	--	--	--	--	--	--	--
2021	VT	5 / 0	--	--	--	--	--	--	--	--
2022	VT	8 / 0	1	--	1	--	--	--	--	--
2023	VT	6 / 0	--	1	1	--	--	--	--	--
CAREER		20 / 0	1	1	2	0.0-0	0.0-0	0	0	0

16

TRALON MITCHELL

RB • FR. • 6-0 • 214
MIDDLESEX, N.C. • SOUTHERN NASH

YET TO MAKE CAREER DEBUT

17

COLE NELSON

DL • JR. • 6-3 • 247
JOHNS CREEK, GA. • JOHNS CREEK

CAREER DEFENSE

SEASON	SCHOOL	GP / GS	UA	A	TOT	TFL-YD	SCK-YD	PD	QBH
2021	VT	11 / 0	4	1	5	--	--	--	--
2022	VT	11 / 2	7	17	24	5.5-15	2.0-12	1	1
2023	VT	6 / 0	2	9	11	1.5-8	0.5-4	--	--
CAREER		28 / 2	13	27	40	7.0-23	2.5-16	1	1

17

DYLAN WITTKE

QB • FR. • 6-1 • 191
BUFORD, GA. • BUFORD

YET TO MAKE CAREER DEBUT

18

MOSE PHILLIPS III

S • FR. • 6-2 • 195
NASHVILLE, TENN. • CANE RIDGE

CAREER DEFENSE

SEASON	SCHOOL	GP / GS	UA	A	TOT	TFL-YD	SCK-YD	INT	BU	PD
2023	VT	6 / 1	8	7	15	--	--	--	--	--
CAREER		6 / 1	8	7	15	0.0-0	0.0-0	0	0	0

18

WILLIAM “POP” WATSON III

QB • FR. • 5-11 • 190
SPRINGFIELD, MASS. • SPRINGFIELD CENTRAL

YET TO MAKE CAREER DEBUT

19

BEN LOCKLEAR

QB • R-SO. • 6-5 • 246
FREDERICKSBURG, VA. • WOODBERRY FOREST SCHOOL

YET TO MAKE CAREER DEBUT

20

P.J. PRIOLEAU

RB • R-SO. • 5-11 • 174
RADFORD, VA. • RADFORD

CAREER RUSHING

SEASON	SCHOOL	GP / GS	ATT	YDS	YPC	LNG	TD
2021	VT	--	--	--	--	--	--
2022	VT	4 / 0	--	--	--	--	--
2023	VT	6 / 0	--	--	--	--	--
CAREER		10 / 0	0	0	0.0	0	0

CAREER RETURNS

SEASON	SCHOOL	GP / GS	KR	YDS	AVG	TD	LNG	PR	YDS	AVG	TD	LNG
2021	VT	--	--	--	--	--	--	--	--	--	--	--
2022	VT	4 / 0	--	--	--	--	--	1	15	15.0	--	15
2023	VT	6 / 0	--	--	--	--	--	--	--	--	--	--
CAREER		10 / 0	0	0	0.0	0	0	1	15	15.0	0	15

20

CALEB WOODSON

STAR • FR. • 6-3 • 218
HAYMARKET, VA. • BATTLEFIELD

CAREER DEFENSE

SEASON	SCHOOL	GP / GS	UA	A	TOT	TFL-YD	SCK-YD	INT	BU	PD
2023	VT	6 / 1	5	6	11	1.5-3	--	--	--	--
CAREER		6 / 1	5	6	11	1.5-3	0.0-0	0	0	0

21

JEREMIAH CONEY

RB • FR. • 6-0 • 196
RICHMOND, VA. • HERMITAGE

YET TO MAKE CAREER DEBUT

21

KELI LAWSON

LB • R-SO. • 6-4 • 223
STEPHENS CITY, VA. • SHERANDO

CAREER DEFENSE

SEASON	SCHOOL	GP / GS	UA	A	TOT	TFL-YD	SCK-YD	INT	BU	PD
2021	VT	4 / 0	--	1	1	--	--	--	--	--
2022	VT	8 / 1	11	12	23	3.0-11	1.0-8	1	1	2
2023	VT	6 / 6	27	27	54	3.5-8	0.5-4	1	3	4
CAREER		18 / 7	38	40	78	6.5-19	1.5-12	2	4	6

22

BRYCE DUKE

RB • SO. • 5-11 • 202
LEESBURG, VA. • TUSCARORA

CAREER RUSHING

SEASON	SCHOOL	GP / GS	ATT	YDS	YPC	LNG	TD
2022	VT	11 / 0	18	59	3.3	12	--
2023	VT	6 / 0	3	43	14.3	31	--
CAREER		17 / 0	21	102	4.9	31	0

CAREER RECEIVING

SEASON	SCHOOL	GP / GS	REC	YDS	YPR	LNG	TD
2022	VT	11 / 0	3	29	9.7	27	1
2023	VT	6 / 0	--	--	--	--	--
CAREER		17 / 0	3	29	9.7	27	1

CAREER RETURNS

SEASON	SCHOOL	GP/GS	KR	YDS	AVG	TD	LNG	PR	YDS	AVG	TD	LNG
2022	VT	11/0	3	50	16.7	--	23	--	--	--	--	--
2023	VT	6/0	--	--	--	--	--	--	--	--	--	--
CAREER		17/0	3	50	16.7	0	23	0	0.0	0	0	0

22

MARIO KENDRICKS

DL • SR. • 6-0 • 294
KISSIMMEE, FLA. • OSCEOLA

CAREER DEFENSE

SEASON	SCHOOL	GP/GS	UA	A	TOT	TFL-YD	SCK-YD	PD	QBH
2019	VT	13/0	7	5	12	4.0-21	2.0-10	--	1
2020	VT	11/1	4	10	14	1.5-11	1.5-11	--	2
2021	VT	8/5	4	2	6	1.0-13	1.0-13	--	1
2022	VT	11/6	10	9	19	5.0-21	1.0-9	3	3
2023	VT	6/2	3	3	6	1.5-6	0.5-2	--	--
CAREER		49/14	28	29	57	13.0-72	6.0-45	3	7

23

THOMAS WILLIAMS

CB • FR. • 5-11 • 182
GREENVILLE, S.C. • POWERSVILLE

YET TO MAKE CAREER DEBUT

24

JADEN KELLER

LB • R-SO. • 6-3 • 230
BRISTOL, TENN. • TENNESSEE (HS)

CAREER DEFENSE

SEASON	SCHOOL	GP/GS	UA	A	TOT	TFL-YD	SCK-YD	INT	BU	PD
2021	VT	4/0	--	--	--	--	--	--	--	--
2022	VT	11/2	13	12	25	1.5-9	1.0-9	--	--	--
2023	VT	6/2	5	11	16	1.5-2	--	--	--	--
CAREER		21/4	18	23	41	3.0-11	1.0-9	0	0	0

24

MALACHI THOMAS

RB • R-SO. • 6-0 • 207
HARTWELL, GA. • HART COUNTY

CAREER RUSHING

SEASON	SCHOOL	GP/GS	ATT	YDS	YPC	LNG	TD
2021	VT	12/3	93	440	4.7	47	3
2022	VT	3/2	37	146	4.0	29	1
2023	VT	6/0	47	167	3.4	18	--
CAREER		21/5	177	765	4.2	47	4

CAREER RECEIVING

SEASON	SCHOOL	GP/GS	REC	YDS	YPR	LNG	TD
2021	VT	12/3	2	33	16.5	34	--
2022	VT	3/2	13	91	7.0	23	1
2023	VT	6/0	4	35	8.8	21	--
CAREER		21/5	19	159	8.4	34	1

CAREER RETURNS

SEASON	SCHOOL	GP/GS	KR	YDS	AVG	TD	LNG	PR	YDS	AVG	TD	LNG
2021	VT	12/3	5	89	17.8	--	24	--	--	--	--	--
2022	VT	3/2	--	--	--	--	--	--	--	--	--	--
2023	VT	6/0	3	52	17.3	--	21	--	--	--	--	--
CAREER		21/5	8	141	17.6	0	24	0	0	0.0	0	0

26

AYDEN GREENE

WR • FR. • 6-2 • 185
KNOXVILLE, TENN. • POWELL

CAREER RECEIVING

SEASON	SCHOOL	GP/GS	REC	YDS	YPR	LNG	TD
2023	VT	6/0	3	29	9.7	12	--
CAREER		6/0	3	29	9.7	12	0

26

JALEN STROMAN

S • JR. • 6-1 • 196
BRISTOW, VA. • PATRIOT

CAREER DEFENSE

SEASON	SCHOOL	GP/GS	UA	A	TOT	TFL-YD	SCK-YD	INT	BU	PD
2021	VT	13/0	5	3	8	--	--	--	--	--
2022	VT	11/0	22	21	43	--	--	--	2	2
2023	VT	6/5	13	24	37	1.0-2	--	--	--	--
CAREER		30/5	40	48	88	1.0-2	0.0-0	0	2	2

27

TYLER CHILDRESS

S • R-SO. • 6-2 • 196
HUNTINGTOWN, MD. • IMG ACADEMY

SEASON	SCHOOL	GP/GS	UA	A	TOT	TFL-YD	SCK-YD	INT	BU	PD
2023	VT	6/0	--	--	--	--	--	--	--	--
CAREER		6/0	0	0	0	0.0-0	0.0-0	0	0	0

28

CHANCE BLACK

RB • R-SO. • 6-1 • 197
ROEBUCK, S.C. • DORMAN

CAREER RUSHING

SEASON	SCHOOL	GP/GS	ATT	YDS	YPC	LNG	TD
2021	VT	4/0	--	--	--	--	--
2022	VT	11/1	42	119	2.8	19	--
2023	VT	5/0	1	3	3.0	3	--
CAREER		20/1	43	122	2.8	19	0

CAREER RECEIVING

SEASON	SCHOOL	GP/GS	REC	YDS	YPR	LNG	TD
2021	VT	4/0	--	--	--	--	--
2022	VT	11/1	3	23	7.7	20	--
2023	VT	5/0	--	--	--	--	--
CAREER		20/1	3	23	7.7	20	0

CAREER RETURNS

SEASON	SCHOOL	GP/GS	KR	YDS	AVG	TD	LNG	PR	YDS	AVG	TD	LNG
2021	VT	4/0	11	245	22.3	--	37	--	--	--	--	--
2022	VT	11/1	10	187	18.7	--	29	--	--	--	--	--
2023	VT	5/0	--	--	--	--	--	--	--	--	--	--
CAREER		20/1	21	432	20.6	0	37	0	0	0.0	0	0

28

ANTONIO COTMAN JR.

STAR • FR. • 6-2 • 192
RICHMOND, VA. • LIFE CHRISTIAN ACADEMY

CAREER DEFENSE

SEASON	SCHOOL	GP/GS	UA	A	TOT	TFL-YD	SCK-YD	INT	BU	PD
2023	VT	3/0	--	--	--	--	--	--	--	--
CAREER		3/0	0	0	0	0.0-0	0.0-0	0	0	0

29

NYKE JOHNSON
S • R-SO. • 5-11 • 193
FLORENCE, S.C. • WEST FLORENCE

CAREER DEFENSE

SEASON	SCHOOL	GP / GS	UA	A	TOT	TFL-YD	SCK-YD	INT	BU	PD
2021	VT	3 / 0	--	--	--	--	--	--	--	--
2022	VT	8 / 0	3	2	5	--	--	--	--	--
2023	VT	--	--	--	--	--	--	--	--	--
CAREER		11 / 0	3	2	5	0.0-0	0.0-0	0	0	0

30

KRYSTIAN WILLIAMS
CB • FR. • 6-0 • 180
RICHMOND, VA. • COLLEGIATE SCHOOL

YET TO MAKE CAREER DEBUT

31

JASON ABBEY
DL • FR. • 6-3 • 225
RICHMOND, VA. • DOUGLAS S. FREEMAN

YET TO MAKE CAREER DEBUT

31

LUKE SHIELDS
WR • R-FR. • 6-0 • 168
CENTREVILLE, VA. • CENTREVILLE

YET TO MAKE CAREER DEBUT

32

GUNNER GIVENS
DL • R-FR. • 6-5 • 286
COVINGTON, VA. • LORD BOTETOURT

YET TO MAKE CAREER DEBUT

33

MILES ELLIS
CB • R-SO. • 5-11 • 168
GLEN ALLEN, VA. • DEEP RUN

YET TO MAKE CAREER DEBUT

33

BHAYSHUL TUTEN
RB • JR. • 5-11 • 205
PAULSBORO, N.J. • PAULSBORO • NORTH CAROLINA A&T

CAREER RUSHING

SEASON	SCHOOL	GP / GS	ATT	YDS	YPC	LNG	TD
2021	NCAT	11 / 1	37	215	5.8	24	3
2022	NCAT	11 / 11	208	1,363	6.6	70	13
2023	VT	6 / 6	79	330	4.2	49	2
CAREER		28 / 18	324	1,908	5.9	70	18

CAREER RECEIVING

SEASON	SCHOOL	GP / GS	REC	YDS	YPR	LNG	TD
2021	NCAT	11 / 1	10	230	23.0	92	1
2022	NCAT	11 / 11	31	342	11.0	52	4
2023	VT	6 / 6	16	157	9.8	30	2
CAREER		28 / 18	57	729	12.8	92	7

CAREER RETURNS

SEASON	SCHOOL	GP / GS	KR	YDS	AVG	TD	LNG	PR	YDS	AVG	TD	LNG
2021	NCAT	11 / 1	18	330	18.3	--	34	5	11	2.2	--	8
2022	NCAT	11 / 11	--	--	--	--	--	--	--	--	--	--
2023	VT	6 / 6	8	253	31.6	1	99	--	--	--	--	--
CAREER		28 / 18	26	583	22.4	1	99	5	11	2.2	0	8

34

ALAN TISDALE
LB • R-SR. • 6-3 • 225
GREENSBORO, N.C. • PAGE

CAREER DEFENSE

SEASON	SCHOOL	GP / GS	UA	A	TOT	TFL-YD	SCK-YD	INT	BU	PD
2019	VT	13 / 0	25	27	52	5.5-26	3.0-22	--	3	3
2020	VT	9 / 5	21	38	59	4.0-5	--	--	1	1
2021	VT	13 / 13	44	40	84	7.5-18	2.5-12	--	2	2
2022	VT	5 / 5	12	24	36	1.0-7	1.0-7	--	--	--
2023	VT	5 / 4	11	21	32	2.0-9	1.0-8	--	1	1
CAREER		45 / 27	113	150	263	20.0-65	7.5-49	0	7	7

35

CADE HERDMAN
S • R-FR. • 6-0 • 176
LEESBURG, VA. • OUR LADY OF GOOD COUNSEL

YET TO MAKE CAREER DEBUT

35

SAM HUGHES
STAR • R-SO. • 6-1 • 218
ARLINGTON, VA. • WASHINGTON-LIBERTY

YET TO MAKE CAREER DEBUT

36

BRODY JONES
STAR • FR. • 6-2 • 213
BRISTOL, VA. • VIRGINIA (HS)

YET TO MAKE CAREER DEBUT

37

JOSH GHOLSTON
CB • R-SO. • 6-0 • 177
BLACKSBURG, VA. • BLACKSBURG • VALPARAISO

CAREER DEFENSE

SEASON	SCHOOL	GP / GS	UA	A	TOT	TFL-YD	SCK-YD	INT	BU	PD
2020-21	VAL	2 / --	--	--	--	--	--	--	--	--
2021	VAL	--	--	--	--	--	--	--	--	--
2022	--	--	--	--	--	--	--	--	--	--
2023	VT	--	--	--	--	--	--	--	--	--
CAREER		2 / 0+	0	0	0	0.0-0	0.0-0	0	0	0

38

JAYDEN McDONALD
LB • R-SO. • 6-4 • 236
SALEM, VA. • SALEM

CAREER DEFENSE

SEASON	SCHOOL	GP / GS	UA	A	TOT	TFL-YD	SCK-YD	INT	BU	PD
2021	VT	1 / 0	--	--	--	--	--	--	--	--
2022	VT	10 / 3	6	14	20	3.0-16	1.0-12	--	--	--
2023	VT	5 / 0	3	5	8	--	--	--	--	--
CAREER		16 / 3	9	19	28	3.0-16	1.0-12	0	0	0

39

JORDEN McDONALDDL • R-SO. • 6-4 • 243
SALEM, VA. • SALEM**CAREER DEFENSE**

SEASON	SCHOOL	GP / GS	UA	A	TOT	TFL-YD	SCK-YD	PD	QBH
2021	VT	4 / 0	1	--	1	--	--	--	--
2022	VT	5 / 0	--	2	2	--	--	--	--
2023	VT	6 / 0	--	--	--	--	--	--	--
CAREER		15 / 0	1	2	3	0.0-0	0.0-0	0	0

40

STEPHON HICKSS • FR. • 6-0 • 204
CHESTER, VA. • THOMAS DALE

YET TO MAKE CAREER DEBUT

40

COLE PICKETTTE • R-SO. • 6-3 • 235
GALAX, VA. • GALAX

YET TO MAKE CAREER DEBUT

41

GEORGE BALLANCELB • FR. • 6-0 • 227
VIRGINIA BEACH, VA. • FRANK W. COX**CAREER DEFENSE**

SEASON	SCHOOL	GP / GS	UA	A	TOT	TFL-YD	SCK-YD	INT	BU	PD
2023	VT	1 / 0	1	--	1	--	--	--	--	--
CAREER		1 / 0	1	0	1	0.0-0	0.0-0	0	0	0

41

KHIARI MILLERFB • R-FR. • 5-10 • 249
PERRY, GA. • PERRY

YET TO MAKE CAREER DEBUT

42

AYCEN STEVENSLB • FR. • 6-4 • 241
INDIANAPOLIS, IND. • DECATUR CENTRAL

YET TO MAKE CAREER DEBUT

43

JOSH HANDLB • R-FR. • 6-1 • 221
ASHBURN, VA. • INDEPENDENCE

YET TO MAKE CAREER DEBUT

44

DORIAN STRONGCB • R-JR. • 6-0 • 182
UPPER MARLBORO, MD. • DR. HENRY A. WISE JR.**CAREER DEFENSE**

SEASON	SCHOOL	GP / GS	UA	A	TOT	TFL-YD	SCK-YD	INT	BU	PD
2020	VT	11 / 5	18	4	22	--	--	1	5	6
2021	VT	13 / 10	20	3	23	1.0-5	--	1	6	7
2022	VT	4 / 4	7	3	10	--	--	--	3	3
2023	VT	6 / 6	7	2	9	--	--	1	4	5
CAREER		34 / 25	52	12	64	1.0-5	0.0-0	3	18	21

46

ISHMAEL FINDLAYTERDL • FR. • 6-4 • 250
TORONTO, ONTARIO • CLARKSON SECONDARY SCHOOL

YET TO MAKE CAREER DEBUT

47

GRIFFIN ARMSTRONGLS • R-JR. • 5-10 • 236
BLACKSBURG, VA. • OSAN AMERICAN (SOUTH KOREA) • LOUISIANA TECH**CAREER APPEARANCES**

SEASON	SCHOOL	GP
2021	LT	--
2022	LT	12
2023	VT	--
CAREER		12

47

TAVORIAN COPELANDLB • FR. • 6-3 • 183
APPOMATTOX, VA. • APPOMATTOX COUNTY

YET TO MAKE CAREER DEBUT

48

MATT JOHNSONLB • R-SR. • 6-0 • 231
RICHMOND, VA. • DEEP RUN**CAREER DEFENSE**

SEASON	SCHOOL	GP / GS	UA	A	TOT	TFL-YD	SCK-YD	INT	BU	PD
2019	VT	1 / 0	--	--	--	--	--	--	--	--
2020	VT	--	--	--	--	--	--	--	--	--
2021	VT	4 / 0	3	--	3	--	--	--	--	--
2022	VT	--	--	--	--	--	--	--	--	--
2023	VT	5 / 0	--	--	--	--	--	--	--	--
CAREER		10 / 0	3	0	3	0.0-0	0.0-0	0	0	0

49

JIMMY MULLENDL • FR. • 6-1 • 265
KEARNY, N.J. • ST. JOSEPH

YET TO MAKE CAREER DEBUT

50

DARIUS TAYLORLB • FR. • 6-0 • 223
RICHMOND, VA. • HIGHLAND SPRINGS

YET TO MAKE CAREER DEBUT

52

ANTWAUN POWELL-RYLANDDL • JR. • 6-3 • 244
PORTSMOUTH, VA. • INDIAN RIVER • FLORIDA**CAREER DEFENSE**

SEASON	SCHOOL	GP / GS	UA	A	TOT	TFL-YD	SCK-YD	PD	QBH
2020	UF	2 / 0	--	--	--	--	--	--	--
2021	UF	12 / 0	3	2	5	1.5-12	1.5-12	--	--
2022	UF	13 / 5	11	18	29	6.0-22	3.0-16	1	4
2023	VT	6 / 6	10	9	19	5.0-24	3.0-19	--	3
CAREER		33 / 11	24	29	53	12.5-58	7.5-47	1	7

52

TYLER SMEDLEY

OL • R-SO. • 6-2 • 308
ASHBURN, VA. • BROAD RUN

CAREER APPEARANCES

SEASON	SCHOOL	GP / GS
2021	VT	--
2022	VT	1 / 0
2023	VT	--
CAREER		1 / 0

53

WILL JOHNSON

LB • R-SO. • 6-2 • 226
LEONARDTOWN, MD. • ST. MARY'S RYKEN

CAREER DEFENSE

SEASON	SCHOOL	GP / GS	UA	A	TOT	TFL-YD	SCK-YD	INT	BU	PD
2021	VT	--	--	--	--	--	--	--	--	--
2022	VT	1 / 0	--	2	2	0.5-0	--	--	--	--
2023	VT	6 / 0	4	4	8	--	--	--	--	--
CAREER		7 / 0	4	6	10	0.5-0	0.0-0	0	0	0

54

GRANT KARCZEWSKI

OL • FR. • 6-7 • 265
CROZET, VA. • WESTERN ALBEMARLE

YET TO MAKE CAREER DEBUT

54

MALACHI MADISON

DL • R-FR. • 6-3 • 277
CHESTER, VA. • THOMAS DALE

CAREER DEFENSE

SEASON	SCHOOL	GP / GS	UA	A	TOT	TFL-YD	SCK-YD	PD	QBH
2022	VT	2 / 0	1	--	1	--	--	--	--
2023	VT	--	--	--	--	--	--	--	--
CAREER		2 / 0	1	0	1	0.0-0	0.0-0	0	0

55

LEMAR LAW JR.

DL • R-FR. • 6-5 • 324
VIRGINIA BEACH, VA. • GREEN RUN

CAREER DEFENSE

SEASON	SCHOOL	GP / GS	UA	A	TOT	TFL-YD	SCK-YD	PD	QBH
2023	VT	2 / 0	--	--	--	--	--	--	--
CAREER		2 / 0	0	0	0	0.0-0	0.0-0	0	0

56

LAYTH GHANNAM

OL • FR. • 6-5 • 287
CHARLESTON, W.VA. • GEORGE WASHINGTON

YET TO MAKE CAREER DEBUT

56

C.J. McCRAY

DL • R-JR. • 6-3 • 250
LUMBERTON, N.C. • MALLARD CREEK • MARSHALL

CAREER DEFENSE

SEASON	SCHOOL	GP / GS	UA	A	TOT	TFL-YD	SCK-YD	PD	QBH
2021	VT	4 / 0	1	1	2	--	--	--	1
2022	VT	11 / 1	8	12	20	2.5-18	2.0-17	--	8
2023	VT	6 / 0	5	8	13	3.0-11	3.0-11	--	--
CAREER		21 / 1	14	21	35	5.5-29	5.0-28	0	9

57

BRAYDEN DeMASI

OL • FR. • 6-4 • 289
BLACKSBURG, VA. • BLACKSBURG

YET TO MAKE CAREER DEBUT

57

JAMES JENNETTE

DL • SO. • 6-4 • 210
DURHAM, N.C. • JORDAN • WILLIAM & MARY

CAREER DEFENSE

SEASON	SCHOOL	GP / GS	UA	A	TOT	TFL-YD	SCK-YD	PD	QBH
2020	WGM	2 / --	4	3	7	1.0-2	--	--	--
2021	WGM	4 / --	4	2	6	--	--	--	--
2022	--	--	--	--	--	--	--	--	--
2023	VT	4 / 0	--	--	--	--	--	--	--
CAREER		10 / 0+	8	5	13	1.0-2	0	0	0

58

JACK HOLLIFIELD

OL • R-SO. • 6-3 • 303
SHELBY, N.C. • SHELBY

CAREER APPEARANCES

SEASON	SCHOOL	GP / GS
2021	VT	4 / 0
2022	VT	11 / 0
2023	VT	6 / 0
CAREER		21 / 0

59

GABRIEL ARENA

OL • FR. • 6-5 • 280
HARRISBURG, PA. • BISHOP McDEVITT

YET TO MAKE CAREER DEBUT

60

CALEB NITTA

OL • FR. • 6-2 • 280
LEESBURG, VA. • TUSCARORA

YET TO MAKE CAREER DEBUT

61

BRAELIN MOORE

OL • R-FR. • 6-3 • 292
BETHLEHEM, PA. • FREEDOM

CAREER APPEARANCES

SEASON	SCHOOL	GP / GS
2022	VT	4 / 0
2023	VT	5 / 5
CAREER		9 / 5

63

GRIFFIN DUGGAN

OL • R-SO. • 6-5 • 297
SUFFOLK, PA. • NANSEMOND-SUFFOLK ACADEMY

CAREER APPEARANCES

SEASON	SCHOOL	GP / GS
2023	VT	5 / 0
CAREER		5 / 0

64

ELIJAH KLOCKDL • R-FR. • 6-1 • 259
MORAGA, CALIF. • CAMPOLINDO

YET TO MAKE CAREER DEBUT

64

LANCE WILLIAMSOL • FR. • 6-3 • 292
ALCOA, TENN. • ALCOA

YET TO MAKE CAREER DEBUT

65

XAVIER CHAPLINOL • R-FR. • 6-6 • 312
SEABROOK, S.C. • WHALE BRANCH EARLY COLLEGE**CAREER APPEARANCES**

SEASON	SCHOOL	GP / GS
2022	VT	1 / 0
2023	VT	6 / 6
CAREER		7 / 6

66

HUNTER McLAINOL • R-FR. • 6-4 • 293
DALEVILLE, VA. • LORD BOTETOURT

YET TO MAKE CAREER DEBUT

67

HANNES HAMMEROL • FR. • 6-7 • 286
COLOGNE, GERMANY • NORTH CROSS SCHOOL (VA.)

YET TO MAKE CAREER DEBUT

68

KADEN MOOREOL • R-JR. • 6-3 • 296
BETHLEHEM, PA. • FREEDOM**CAREER APPEARANCES**

SEASON	SCHOOL	GP / GS
2021	VT	13 / 13
2022	VT	11 / 11
2023	VT	6 / 6
CAREER		30 / 30

70

PARKER CLEMENTSOL • R-JR. • 6-7 • 300
LUGOFF, S.C. • LUGOFF-ELGIN**CAREER APPEARANCES**

SEASON	SCHOOL	GP / GS
2021	VT	11 / 7
2022	VT	11 / 11
2023	VT	6 / 6
CAREER		28 / 24

71

CLAYTON FRADYOL • SR. • 6-4 • 293
SYLVA, N.C. • SMOKY MOUNTAIN • GARDNER-WEBB**CAREER APPEARANCES**

SEASON	SCHOOL	GP / GS
2020-21	G-W	4 / 3+
2021	G-W	11 / 9+
2022	G-W	13 / 11+
2023	VT	--
CAREER		28 / 23+

74

JAYSON MORGANOL • FR. • 6-8 • 255
GLEN ALLEN, VA. • DEEP RUN

YET TO MAKE CAREER DEBUT

75

BOB SCHICKOL • R-JR. • 6-6 • 303
MIDWAY, UTAH • WASATCH • SNOW COLLEGE**CAREER APPEARANCES**

SEASON	SCHOOL	GP / GS
2021	VT	1 / 0
2022	VT	11 / 0
2023	VT	6 / 6
CAREER		18 / 6

76

JOHNNY DICKSONOL • R-FR. • 6-3 • 291
CORPUS CHRISTI, TEXAS • FLOUR BLUFF**CAREER APPEARANCES**

SEASON	SCHOOL	GP / GS
2023	VT	3 / 0
CAREER		3 / 0

77

BRODY MEADOWSOL • R-FR. • 6-6 • 314
BLUEFIELD, VA. • GRAHAM**CAREER APPEARANCES**

SEASON	SCHOOL	GP / GS
2023	VT	6 / 1
CAREER		6 / 1

79

JOHNNY GARRETTOL • R-FR. • 6-5 • 310
SCITUATE, MASS. • BOSTON COLLEGE (HS)**CAREER APPEARANCES**

SEASON	SCHOOL	GP / GS
2023	VT	6 / 0
CAREER		6 / 0

81

JORDAN TAPSCOTT

WR • FR. • 6-0 • 180
WARRENTON, VA. • KETTLE RUN

YET TO MAKE CAREER DEBUT

82

BENJI GOSNELL

TE • R-FR. • 6-5 • 247
PILOT MOUNTAIN, N.C. • EAST SURRY

CAREER RECEIVING

SEASON	SCHOOL	GP / GS	REC	YDS	YPR	LNG	TD
2023	VT	6 / 5	8	96	12.0	23	--
CAREER		6 / 5	8	96	12.0	23	0

83

JAYLIN LANE

WR • SR. • 5-10 • 192
CLOVER, S.C. • CLOVER • MIDDLE TENNESSEE

CAREER RECEIVING

SEASON	SCHOOL	GP / GS	REC	YDS	YPR	LNG	TD
2020	MTSU	7 / 0	13	122	9.4	28	1
2021	MTSU	12 / 8	42	466	11.1	35	4
2022	MTSU	11 / 11	69	940	13.6	89	5
2023	VT	5 / 4	18	239	13.3	53	3
CAREER		35 / 23	142	1,767	12.4	89	13

CAREER RETURNS

SEASON	SCHOOL	GP / GS	KR	YDS	AVG	TD	LNG	PR	YDS	AVG	TD	LNG
2020	MTSU	7 / 0	13	274	21.1	--	28	1	10	10.0	--	10
2021	MTSU	12 / 8	13	285	21.9	--	43	19	295	15.5	1	70
2022	MTSU	11 / 11	11	254	23.1	--	35	18	152	8.4	--	23
2023	VT	5 / 4	1	18	18.0	--	18	3	21	7.0	--	14
CAREER		35 / 23	38	831	21.9	0	43	41	478	11.7	1	70

83

KYLE LOWE

K • R-JR. • 6-3 • 201
MIDLOTHIAN, VA. • COSBY

CAREER KICKOFFS

SEASON	SCHOOL	GP	KO	YDS	AVG	TB	RET	NET
2020	VT	--	--	--	--	--	--	--
2021	VT	--	--	--	--	--	--	--
2022	VT	11	47	2,954	62.9	32	316	39.1
2023	VT	6	30	1,951	65.0	26	83	40.6
CAREER		17	77	4,905	63.7	58	399	--

85

JA'RICOUS HAIRSTON

TE • FR. • 6-2 • 237
BASSETT, VA. • BASSETT

YET TO MAKE CAREER DEBUT

85

PETER MOORE

P • R-JR. • 6-1 • 200
DAVIDSONVILLE, MD. • CALVERT HALL COLLEGE

CAREER PUNTING

SEASON	SCHOOL	GP	ATT	YDS	AVG	LNG	TB	FC	I20	50+
2020	VT	1	3	99	33.0	39	--	1	1	--
2021	VT	13	65	2,892	44.5	68	7	26	23	24
2022	VT	11	73	3,042	41.7	67	4	27	24	17
2023	VT	6	33	1,427	43.2	62	3	10	13	13
CAREER		31	174	7,460	42.9	68	14	64	61	54

86

NICK GALLO

TE • SR. • 6-4 • 245
RICHBORO, PA. • COUNCIL ROCK SOUTH

CAREER RECEIVING

SEASON	SCHOOL	GP / GS	REC	YDS	YPR	LNG	TD
2019	VT	11 / 1	--	--	--	--	--
2020	VT	11 / 4	11	83	7.6	15	1
2021	VT	13 / 11	14	130	9.3	27	--
2022	VT	11 / 11	30	256	8.5	35	--
2023	VT	--	--	--	--	--	--
CAREER		46 / 27	55	469	8.5	35	1

87

HARRISON SAINT GERMAIN

TE • R-FR. • 6-4 • 242
CENTREVILLE, VA. • WESTFIELD

CAREER RECEIVING

SEASON	SCHOOL	GP / GS	REC	YDS	YPR	LNG	TD
2022	VT	4 / 0	--	--	--	--	--
2023	VT	6 / 1	--	--	--	--	--
CAREER		10 / 1	0	0	0.0	0	0

88

ZEKE WIMBUSH

TE • FR. • 6-2 • 235
ASHBURN, VA. • STONE BRIDGE

YET TO MAKE CAREER DEBUT

89

LATRELL SUTTON

WR • R-FR. • 6-3 • 201
RICHMOND, VA. • HIGHLAND SPRINGS

CAREER RECEIVING

SEASON	SCHOOL	GP / GS	REC	YDS	YPR	LNG	TD
2022	VT	1 / 0	--	--	--	--	--
2023	VT	--	--	--	--	--	--
CAREER		1 / 0	0	0	0.0	0	0

91

WILFRIED PENE

DL • R-JR. • 6-3 • 285
TOURS, FRANCE • ST. THOMAS MORE SCHOOL

CAREER DEFENSE

SEASON	SCHOOL	GP / GS	UA	A	TOT	TFL-YD	SCK-YD	PD	QBH
2021	VT	10 / 0	7	11	18	--	--	--	--
2022	VT	11 / 0	3	9	12	2.0-5	0.5-3	--	1
2023	VT	6 / 0	1	4	5	1.0-4	1.0-4	--	--
CAREER		27 / 0	11	24	35	3.0-9	1.5-7	0	1

93

BRYCE LaFOLLETTE

P • R-FR. • 6-3 • 210
CHESAPEAKE BEACH, MD. • HUNTINGTOWN

YET TO MAKE CAREER DEBUT

95

NICK VELTSISTAS

P • R-SO. • 6-2 • 203
FAIRFAX, VA. • ROBINSON SECONDARY SCHOOL

YET TO MAKE CAREER DEBUT

96

CHRISTIAN EPLING

LS • R-FR. • 6-2 • 208
DACULA, GA. • MILL CREEK

CAREER APPEARANCES

SEASON	SCHOOL	GP
2023	VT	6
CAREER		6

97

JOHN LOVE

K • R-FR. • 5-11 • 179
SPARTANBURG, S.C. • SPARTANBURG

CAREER KICKING

SEASON	SCHOOL	GP	MADE	ATT	PCT	LNG	30-39	40-49	50+	PAT	BLK
2022	VT	2	1	2	50.0	23	--	--	0-1	3-3	--
2023	VT	6	7	8	87.5	41	2-3	1-1	--	16-16	--
CAREER		8	8	10	80.0	41	2-3	1-1	0-1	19-19	0

99

JUSTIN POLLOCK

LS • R-SR. • 6-2 • 239
AMELIA COUNTY, VA. • AMELIA COUNTY

CAREER APPEARANCES

SEASON	SCHOOL	GP
2019	VT	--
2020	VT	--
2021	VT	--
2022	VT	11
2023	VT	6
CAREER		17

99

COLE REEMSNYDER

TE • R-FR. • 6-6 • 228
SOUTH RIDING, VA. • FREEDOM

YET TO MAKE CAREER DEBUT

2023 STATISTICS
OVERALL: 2-4

ACC: 1-1

HOME: 2-1

AWAY: 0-3

NEUTRAL: 0-0

SCHEDULE & RESULTS

DATE	VT RANK	OPPONENT (RANK)	TV	LOCATION	TIME/RESULT	ATTEND.	TOP RUSHER	TOP PASSER	TOP RECEIVER	TOP TACKLER
Sept. 2		Old Dominion	ACCN	Blacksburg, Va.	W, 36-17	65,632	Tuten (19-55-0)	Wells (17-29-251-3)	Jennings (5-72-2)	Powell-Ryland (6)
Sept. 9		Purdue	ESPN2	Blacksburg, Va.	L, 17-24	65,635	Thomas (6-18-0)	Wells (16-33-243-2)	Lane (5-54-1)	Stroman/Lawson (14)
Sept. 16		at Rutgers	BTN	Piscataway, N.J.	L, 16-35	52,657	Drones (22-74-0)	Drones (19-32-190-1)	Felton (6-84-1)	Lawson (11)
Sept. 23		at Marshall	ESPN2	Huntington, W. Va.	L, 17-24	31,475	Tuten (9-88-0)	Drones (19-35-160-0)	Tuten (5-45-0)	Lawson (12)
Sept. 30		Pitt*	ACCN	Blacksburg, Va.	W, 28-21	65,635	Tuten (24-109-0)	Drones (12-19-228-3)	Tuten (4-37-1)	Tisdale (8)
Oct. 7		at Florida State*	ABC	Tallahassee, Fla.	L, 17-39	79,560	Drones (14-80-0)	Drones (14-27-104-0)	Lane (6-51-0)	Stroman (10)
Oct. 14		Wake Forest*	ACCN	Blacksburg, Va.	3:30 PM					
Oct. 26		Syracuse*	ESPN	Blacksburg, Va.	7:30 PM					
Nov. 4		at Louisville*		Louisville, Ky.	TBA					
Nov. 11		at Boston College*		Chestnut Hill, Mass.	TBA					
Nov. 18		NC State*		Blacksburg, Va.	TBA					
Nov. 25		at Virginia		Charlottesville, Va.	TBA					

Rankings listed (AP/Coaches/CFP Ranking) * - ACC Game

TEAM STATISTICS

TEAM STATISTICS	HOKIES	OPPONENT
Scoring	141	160
Points per game	23.5	26.7
Points Off Turnovers	17	24
First Downs	115	103
Rushing	49	54
Passing	53	40
Penalty	13	9
Rushing Yardage	841	1170
Yards gained rushing	1026	1339
Yards lost rushing	185	169
Rushing attempts	228	227
Average per rush	3.7	5.2
Average per game	140.2	195.0
TDs Rushing	7	12
Passing Yardage	1216	959
Comp-Att-Int	100-183-3	88-149-3
Average per pass	6.6	6.4
Average per catch	12.2	10.9
Average per game	202.7	159.8
TDs Passing	9	8
Total offense	2057	2129
Total plays	411	376
Average per play	5.0	5.7
Average per game	342.8	354.8
Kick returns: #-Yards	14-349	4-83
Punt returns: #-Yards	11-159	7-55
Int returns: #-Yards	3-36	3-5
Kick return average	24.9	20.8
Punt return average	14.5	7.9
Int return average	12.0	1.7
Fumbles-Lost	9-4	4-3
Penalties-Yards	39-360	39-316
Average per game	60.0	52.7
Punts-Yards	33-1427	32-1366
Average per punt	43.2	42.7
Net punt average	40.1	37.1
Kickoffs-Yards	30-1951	31-1830
Average per kick	65.0	59.0
Net kick average	40.4	37.0
Time of possession / game	30:56	29:03
3rd-down conversion	27/85	33/80
3rd-down pct	32%	41%
4th-down conversion	10/17	1/5
4th-down pct	59%	20%
Sacks by-Yards	15-95	14-98
Misc Yards	0	0
Touchdowns scored	17	21
Field goals - attempts	7-8	4-7
On-Side kicks	0-0	0-0
Red-zone scores	(18-22) 82%	(14-14) 100%
Red-zone touchdowns	(11-22) 50%	(11-14) 79%
PAT-attempts	(16-16) 100%	(20-20) 100%
2-point conversion-attempts	(0-1) 0%	(1-1) 100%
Attendance	196896	163692
Games / Avg per game	3/65632	3/54564
Neutral site games	-	0/0

SCORE BY QUARTERS	1ST	2ND	3RD	4TH	OT	TOTAL
Virginia Tech	16	61	42	22	0	141
Opponents	43	51	38	28	0	160

INDIVIDUAL STATISTICS

RUSHING NAME	GP	ATT	GAIN	LOSS	NET	AVG	TD	LONG	AVG/G
Bhayshul Tuten	6	79	363	33	330	4.2	2	49	55.0
Kyron Drones	6	76	389	104	285	3.8	4	40	47.5
Malachi Thomas	6	47	167	9	158	3.4	0	18	26.3
Bryce Duke	6	3	43	0	43	14.3	0	31	7.2
Jaylin Lane	5	4	22	2	20	5.0	0	11	4.0
Grant Wells	2	14	36	33	3	0.2	1	10	1.5
Chance Black	5	1	3	0	3	3.0	0	3	0.6
Xayvion Turner-Bradshaw	4	1	3	0	3	3.0	0	3	0.8
Team	6	3	0	4	-4	-1.3	0	0	-0.7
TOTAL	6	228	1026	185	841	3.7	7	49	140.2
OPPONENTS	6	227	1339	169	1170	5.2	12	85	195.0

PASSING NAME	GP	EFFIC	CMP-ATT-INT	PCT	YDS	TD	LONG	AVG/G
Kyron Drones	6	114.8	67-121-1	55.4	722	4	54	120.3
Grant Wells	2	140.3	33-62-2	53.2	494	5	44	247.0
TOTAL	6	123.4	100-183-3	54.6	1216	9	54	202.7
OPPONENTS	6	126.8	88-149-3	59.1	959	8	75	159.8

RECEIVING NAME	GP	NO.	YDS	AVG	TD	LONG	AVG/G
Jaylin Lane	5	18	239	13.3	3	53	47.8
Bhayshul Tuten	6	16	157	9.8	2	30	26.2
Da'Quan Felton	6	14	209	14.9	2	54	34.8
Dae'Quan Wright	6	14	162	11.6	0	30	27.0
Stephen Gosnell	6	10	149	14.9	0	39	24.8
Benji Gosnell	6	8	96	12.0	0	23	16.0
Ali Jennings	2	5	72	14.4	2	44	36.0
Da'Wain Lofton	6	5	46	9.2	0	15	7.7
Malachi Thomas	6	4	35	8.8	0	21	5.8
Ayden Greene	6	3	29	9.7	0	12	4.8
Tucker Holloway	6	2	13	6.5	0	7	2.2
Xayvion Turner-Bradshaw	4	1	9	9.0	0	9	2.3
TOTAL	6	100	1216	12.2	9	54	202.7
OPPONENTS	6	88	959	10.9	8	75	159.8

2023 VIRGINIA TECH FOOTBALL STATISTICS

INDIVIDUAL STATISTICS

PUNT RETURNS					
NAME	NO.	YDS	AVG	TD	LONG
Tucker Holloway	8	138	17.3	0	66
Jaylin Lane	3	21	7.0	0	14
TOTAL	11	159	14.5	0	66
OPPONENTS	7	55	7.9	0	32

KICK RETURNS					
NAME	NO.	YDS	AVG	TD	LONG
Bhayshul Tuten	8	253	31.6	1	99
Malachi Thomas	3	52	17.3	0	21
Matt Johnson	1	8	8.0	0	8
Jaylin Lane	1	18	18.0	0	18
Da'Wain Lofton	1	18	18.0	0	18
TOTAL	14	349	24.9	1	99
OPPONENTS	4	83	20.8	0	26

INTERCEPTIONS					
NAME	NO.	YDS	AVG	TD	LONG
Dorian Strong	1	32	32.0	0	32
Keonta Jenkins	1	0	0.0	0	0
Keli Lawson	1	4	4.0	0	4
TOTAL	3	36	12.0	0	32
OPPONENTS	3	5	1.7	0	5

FUMBLE RETURNS					
NAME	NO.	YDS	AVG	TD	LONG
Nasir Peoples	1	0	0.0	0	0
Josh Fuga	1	0	0.0	0	0
Antwaun Powell-Ryland Jr.	1	0	0.0	0	0
TOTAL	3	0	0.0	0	0
OPPONENTS	4	5	1.3	1	4

PUNTING									
NAME	NO.	YDS	AVG	LONG	TB	FC	I20	50+	BLKD
Peter Moore	33	1427	43.2	62	3	10	13	13	0
TOTAL	33	1427	43.2	62	3	10	13	13	0
OPPONENTS	32	1366	42.7	61	1	15	9	7	0

KICKOFFS								
NAME	No.	Yds	Avg	TB	OB	Retn	Net	YdLn
Kyle Lowe	30	1951	65.0	26	0	4	40.4	24
TOTAL	30	1951	65.0	26	0	4	40.4	24
OPPONENTS	31	1830	59.0	12	1	14	37	28

FIELD GOALS									
FIELD GOAL SEQUENCE BY PLAYER									
NAME	FGM-FGA	Pct	1-19	20-29	30-39	40-49	50-99	Lg	Blk
John Love	7-8	87.5	0-0	4-4	2-3	1-1	0-0	41	0
OPPONENTS	4-7	57.1	0-0	3-3	0-0	1-2	0-2	43	0

FIELD GOAL SEQUENCE BY GAME		
FG SEQUENCE	Virginia Tech	OPPONENTS
Old Dominion	(27),(21)	(28)
Purdue	(41)	(43),50
Rutgers	36,(30)	
Marshall	(21)	49,(21)
Pitt	(32)	51
Florida State	(29)	(26)
Wake Forest		
Syracuse		
Louisville		
Boston College		
NC State		
Virginia		

Numbers in (parentheses) indicate field goal was made.
Numbers in [brackets] indicate field goal was blocked.

SCORING									
NAME	TD	FGS	PAT				SAF	POINTS	
			KICK	RUSH	RCV	PASS			
John Love	-	7-8	16-16	-	-	-	-	-	37
Bhayshul Tuten	5	-	-	-	-	-	-	-	30
Kyron Drones	4	-	-	-	-	-	-	-	24
Jaylin Lane	3	-	-	-	-	-	-	-	18
Ali Jennings	2	-	-	-	-	-	-	-	12
Da'Quan Felton	2	-	-	-	-	-	-	-	12
Grant Wells	1	-	-	-	-	-	-	-	6
TOTAL	17	7-8	16-16	0	0	0	0	1	141
OPPONENTS	21	4-7	20-20	1	0	0	0	0	160

TOTAL OFFENSE						
NAME	G	PLAYS	RUSH	PASS	TOTAL	AVG/G
Kyron Drones	6	197	285	722	1007	167.8
Grant Wells	2	76	3	494	497	248.5
Bhayshul Tuten	6	79	330	0	330	55.0
Malachi Thomas	6	47	158	0	158	26.3
Bryce Duke	6	3	43	0	43	7.2
Jaylin Lane	5	4	20	0	20	4.0
Chance Black	5	1	3	0	3	0.6
Xayvion Turner-Bradshaw	4	1	3	0	3	0.8
TEAM	6	0	-4	0	-4	-0.7
TOTAL	6	411	841	1216	2057	342.8
OPPONENTS	6	376	1170	959	2129	354.8

ALL-PURPOSE								
NAME	G	RUSH	REC	PR	KOR	IR	TOT	AVG/G
Bhayshul Tuten	6	330	157	0	253	0	740	123.3
Jaylin Lane	5	20	239	21	18	0	298	59.6
Kyron Drones	6	285	0	0	0	0	285	47.5
Malachi Thomas	6	158	35	0	52	0	245	40.8
Da'Quan Felton	6	0	209	0	0	0	209	34.8
Dae'Quan Wright	6	0	162	0	0	0	162	27.0
Tucker Holloway	6	0	13	138	0	0	151	25.2
Stephen Gosnell	6	0	149	0	0	0	149	24.8
Benji Gosnell	6	0	96	0	0	0	96	16.0
Ali Jennings	2	0	72	0	0	0	72	36.0
Da'Wain Lofton	6	0	46	0	18	0	64	10.7
Bryce Duke	6	43	0	0	0	0	43	7.2
Dorian Strong	6	0	0	0	0	32	32	5.3
Ayden Greene	6	0	29	0	0	0	29	4.8
Xayvion Turner-Bradshaw	4	3	9	0	0	0	12	3.0
Matt Johnson	5	0	0	0	8	0	8	1.6
Keli Lawson	6	0	0	0	0	4	4	0.7
Grant Wells	2	3	0	0	0	0	3	1.5
Chance Black	5	3	0	0	0	0	3	0.6
TEAM	6	-4	0	0	0	0	-4	-0.7
TOTAL	6	841	1216	159	349	36	2601	433.5
OPPONENTS	6	1170	959	55	83	5	2272	378.7

2023 VIRGINIA TECH FOOTBALL STATISTICS

DEFENSIVE STATISTICS

NO. NAME	GP	TACKLES			SACKS		PASS DEF			FR-YDS	FF	BLKD KICK	SAFETY
		SOLO	AST	TOTAL	TFL/YDS	NO-YARDS	INT-YDS	BRUP	QBH				
21 Keli Lawson	6	27	27	54	3.5-8	0.5-4	1-4	3	3
26 Jalen Stroman	6	13	24	37	1-2	.	.	.	1
34 Alan Tisdale	5	11	21	32	2-9	1-8	.	1
25 Derrick Canteen	6	11	10	21	2-4	.	.	1	.	.	1	.	.
4 Mansoor Delane	6	11	10	21	1-4	.	.	1
52 Antwaun Powell-Ryland Jr.	6	10	9	19	5-24	3-19	.	.	3	1-0	2	.	.
24 Jaden Keller	6	5	11	16	1.5-2
18 Mose Phillips III	6	8	7	15
3 Norell Pollard	6	3	12	15	2.5-16	1-10
15 Jaylen Jones	4	7	8	15	.	.	.	2
56 C.J. McCray	6	5	8	13	3-11	3-11
7 Keonta Jenkins	6	5	7	12	1.5-5	0.5-4	1-0	.	1
2 Keyshawn Burgos	6	5	7	12	3-8	1-3	.	.	1
17 Cole Nelson	6	2	9	11	1.5-8	0.5-4
20 Caleb Woodson	6	5	6	11	1.5-3
0 Pheldarius Payne	6	3	7	10	3.5-28	3-26	.	.	2
6 Josh Fuga	6	3	6	9	1-1	.	.	.	1	1-0	.	.	.
44 Dorian Strong	6	7	2	9	.	.	1-32	4
53 Will Johnson	6	4	4	8
5 Nasir Peoples	2	4	4	8	.	.	.	1	.	1-0	1	.	.
38 Jayden McDonald	5	3	5	8
22 Mario Kendricks	6	3	3	6	1.5-6	0.5-2
91 Wilfried Pene	6	1	4	5	1-4	1-4
1 Dante Lovett	6	3	.	3
8 Braylon Johnson	5	1	2	3
58 Jack Hollifield	6	1	.	1
85 Peter Moore	6	1	.	1
83 Jaylin Lane	5	1	.	1
14 Cole Beck	3	1	.	1
9 Da'Quan Felton	6	1	.	1
99 Justin Pollock	6	1	.	1
16 Luke Bussel	6	.	1	1
41 George Ballance	1	1	.	1
TOTALS	6	167	214	381	36-143	15-95	3-36	13	12	3-0	4	0	1
OPPONENTS	6	202	232	434	39-160	14-98	3-5	19	34	4-5	6	0	0

COIN FLIPS

HOKIES ON COIN FLIPS
Virginia Tech is 3-3 in coin tosses this season.

GAME	FLIP	CHOICE	SCORE
Old Dominion	Lost	Receive	W, 36-17
Purdue	Won	Defer	L, 17-24
Rutgers	Lost	Receive	L, 16-35
Marshall	Lost	Receive	L, 17-24
Pitt	Won	Defer	W, 38-21
Florida State	Won	Defer	L, 17-39
Wake Forest			
Syracuse			
Louisville			
Boston College			
NC State			
Virginia			

OPENING DRIVES

HOKIES ON OPENING OFFENSIVE DRIVES		
GAME	1ST HALF	2ND HALF
Old Dominion	Punt	TOUCHDOWN
Purdue	Punt	Interception
Rutgers	Fumb	Punt
Marshall	TOUCHDOWN	Punt
Pitt	TOUCHDOWN	Punt
Florida State	Punt	Punt
Wake Forest		
Syracuse		
Louisville		
Boston College		
NC State		
Virginia		

OPPONENTS ON OPENING DEFENSIVE SERIES		
GAME	1ST HALF	2ND HALF
Old Dominion	PUNT	FUMBLE
Purdue	Touchdown	PUNT
Rutgers	Touchdown	PUNT
Marshall	INTERCEPTION	PUNT
Pitt	PUNT	FUMBLE
Florida State	Touchdown	Touchdown
Wake Forest		
Syracuse		
Louisville		
Boston College		
NC State		
Virginia		

DRIVE START AVERAGES

OBTAINED	HOKIES		OPPONENTS	
	#	AVG	#	AVG
Kickoff	30	26.1	30	25.1
Punt	32	29.9	33	22.8
Field Goal	3	32.7	1	20.0
Fumble	3	61.3	3	54.7
Interception	3	55.0	3	61.7
Downs	3	60.0	7	27.6
ALL DRIVES	74	32.0	77	26.8

SCORING DRIVES/TD LENGTHS

YARDAGE	DRIVES				TOUCHDOWNS					
	HOKIES		OPP		HOKIES			OPP		
	TD	FG	TD	FG	RU	PA	OTHER	RU	PA	OTHER
0-9	1				4	2		2	3	1
10-19	1	1	1		2	2		3	3	
20-29	1				1			2		
30-39					1	2		1		
40-49	1	1	2	2						
50-59	3	1	1		2			2		
60-69	7		2	1				1	1	
70-79	4	3	10	1				1		
80-89	2							1		
90-99	1				1					

2023 VIRGINIA TECH FOOTBALL STATISTICS

BIG PLAYS (20 OR MORE YARDS)**20-YARD PLUS PLAYS**

YDS	TYPE	PLAYER(S)	OPPONENT
99*	Kick Return	Bhayshul Tuten	Florida St.
66	Punt Return	Tucker Holloway	Old Dominion
54*	Pass	Da'Quan Felton from Kyron Drones	Pitt
53*	Pass	Jaylin Lane from Kyron Drones	Pitt
49	Rush	Bhayshul Tuten	Marshall
44	Pass	Ali Jennings from Grant Wells	Old Dominion
40	Rush	Kyron Drones	Florida St.
39	Pass	Stephen Gosnell from Grant Wells	Purdue
39*	Pass	Da'Quan Felton from Kyron Drones	Rutgers
35	Kick Return	Bhayshul Tuten	Purdue
34	Pass	Da'Quan Felton from Grant Wells	Old Dominion
34	Pass	Jaylin Lane from Grant Wells	Old Dominion
32	Interception Return	Dorian Strong	Old Dominion
31*	Rush	Kyron Drones	Marshall
31	Rush	Bryce Duke	Florida St.
30*	Pass	Bhayshul Tuten from Grant Wells	Purdue
30	Pass	Dae'Quan Wright from Kyron Drones	Pitt
29	Kick Return	Bhayshul Tuten	Purdue
27	Rush	Bhayshul Tuten	Marshall
26	Pass	Dae'Quan Wright from Kyron Drones	Purdue
26	Rush	Bhayshul Tuten	Pitt
25	Punt Return	Tucker Holloway	Rutgers
23	Pass	Benji Gosnell from Grant Wells	Old Dominion
22	Pass	Dae'Quan Wright from Grant Wells	Purdue
22	Pass	Benji Gosnell from Kyron Drones	Marshall
22	Punt Return	Tucker Holloway	Marshall
21	Kick Return	Bhayshul Tuten	Old Dominion
21	Pass	Jaylin Lane from Grant Wells	Purdue
21	Kick Return	Malachi Thomas	Marshall
21	Rush	Kyron Drones	Marshall
21	Kick Return	Bhayshul Tuten	Florida St.
21	Pass	Malachi Thomas from Kyron Drones	Florida St.
21	Rush	Kyron Drones	Florida St.
20*	Pass	Jaylin Lane from Grant Wells	Old Dominion
20	Pass	Dae'Quan Wright from Grant Wells	Purdue
20	Pass	Stephen Gosnell from Grant Wells	Purdue

* touchdown scored on play

VT LONG PLAYS BY THE NUMBERS

LONG PLAYS BY YARDS	NO.	TD	LONG PLAYS BY TYPE	NO.	TD
100+	0	0	RUSHING	8	1
90-99	1	1	PASSING	18	5
80-89	0	0	PUNT RETURNS	3	0
70-79	0	0	KICK RETURNS	6	1
60-69	1	0	INTERCEPTION RETURNS	1	0
50-59	2	2	FUMBLE RETURNS	0	0
40-49	3	0	OTHER	0	0
30-39	10	3	TOTAL	36	7
20-29	19	1			

20-YARD PLUS BY PLAYER

PLAYER	NO.	TD	R	P	KR	PR	IR	FR
Bhayshul Tuten	9	2	3	1	5	0	0	0
Dae'Quan Wright	4	0	0	4	0	0	0	0
Kyron Drones	4	1	4	0	0	0	0	0
Jaylin Lane	4	2	0	4	0	0	0	0
Tucker Holloway	3	0	0	0	0	3	0	0
Da'Quan Felton	3	2	0	3	0	0	0	0
Stephen Gosnell	2	0	0	2	0	0	0	0
Benji Gosnell	2	0	0	2	0	0	0	0
Malachi Thomas	2	0	0	1	1	0	0	0
Ali Jennings	1	0	0	1	0	0	0	0
Dorian Strong	1	0	0	0	0	0	1	0
Bryce Duke	1	0	1	0	0	0	0	0
TOTAL	36	7	8	18	6	3	1	0

VIRGINIA TECH'S LONGEST PLAYS OF THE YEAR

RUSHING	49	Bhayshul Tuten vs Marshall (9/23/2023)
RUSHING TD	31	Kyron Drones vs Marshall (9/23/2023)
PASSING	54	Da'Quan Felton from Kyron Drones vs Pitt (9/30/2023)
PASSING TD	54	Da'Quan Felton from Kyron Drones vs Pitt (9/30/2023)
PUNT RETURN	66	Tucker Holloway vs Old Dominion (9/02/2023)
KICK RETURN	99	Bhayshul Tuten vs Florida St. (10/07/2023)
INTERCEPTION RETURN	32	Dorian Strong vs Old Dominion (9/02/2023)
FUMBLE RETURN	0	Antwaun Powell-Ryland Jr. vs Pitt (9/30/2023)
PUNT	62	Peter Moore vs Rutgers (9/16/2023)
FIELD GOAL	41	John Love vs Purdue (9/09/2023)

TAKEAWAYS & GIVEAWAYS

	HOKIE TAKEAWAYS				OPPONENT TAKEAWAYS				DIFF
	FUM	INT	TOT	PTS	FUM	INT	TOT	PTS	
Old Dominion	2	1	3	10	-	-	-	-	+10
Purdue	-	-	-	-	-	2	2	7	-7
Rutgers	-	-	-	-	1	1	2	7	-7
Marshall	-	2	2	0	1	-	1	3	-3
Pitt	1	-	1	7	1	-	1	7	0
Florida State	-	-	-	-	1	-	1	0	0
Wake Forest									
Syracuse									
Louisville									
Boston College									
NC State									
Virginia									

2023 VIRGINIA TECH FOOTBALL STATISTICS

SUPERLATIVES

MOST BY A HOKIE...

RUSHES	24	Bhayshul Tuten vs Pittsburgh (09/30/2023)
YARDS RUSHING	109	Bhayshul Tuten vs Pittsburgh (09/30/2023)
TD RUSHES	2	Kyron Drones vs Pittsburgh (09/30/2023) Kyron Drones at Marshall (09/23/2023)
LONG RUSH	49	Bhayshul Tuten at Marshall (09/23/2023)
PASS ATTEMPTS	35	Kyron Drones at Marshall (09/23/2023)
PASS COMPLETIONS	19	Kyron Drones at Marshall (09/23/2023) Kyron Drones at Rutgers (09/16/2023)
YARDS PASSING	251	Grant Wells vs Old Dominion (09/02/2023)
TD PASSES	3	Kyron Drones vs Pittsburgh (09/30/2023) Grant Wells vs Old Dominion (09/02/2023)
LONG PASS	54	Kyron Drones vs Pittsburgh (09/30/2023)
RECEPTIONS	6	Jaylin Lane at Florida St. (10/07/2023) Da'Quan Felton at Rutgers (09/16/2023)
YARDS RECEIVING	84	Da'Quan Felton at Rutgers (09/16/2023)
TD RECEPTIONS	2	Ali Jennings vs Old Dominion (09/02/2023)
LONG RECEPTION	54	Da'Quan Felton vs Pittsburgh (09/30/2023)
PUNTS	7	Peter Moore at Marshall (09/23/2023) Peter Moore vs Purdue (09/09/2023)
PUNTING AVG	47.0	Peter Moore vs Old Dominion (09/02/2023)
LONG PUNT	62	Peter Moore at Rutgers (09/16/2023)
PUNTS INSIDE 20	3	Peter Moore at Marshall (09/23/2023) Peter Moore at Rutgers (09/16/2023) Peter Moore vs Purdue (09/09/2023)
LONG PUNT RETURN	66	Tucker Holloway vs Old Dominion (09/02/2023)
LONG KICKOFF RETURN	99	Bhayshul Tuten at Florida St. (10/07/2023)
TACKLES	14	Keli Lawson vs Purdue (09/09/2023) Jalen Stroman vs Purdue (09/09/2023)
SACKS	2	Antwaun Powell-Ryland Jr. vs Old Dominion (09/02/2023)
TACKLES FOR LOSS	2	Pheldarius Payne at Marshall (09/23/2023) Antwaun Powell-Ryland Jr. vs Purdue (09/09/2023) Antwaun Powell-Ryland Jr. vs Old Dominion (09/02/2023)

VIRGINIA TECH GAME HIGHS

RUSHES	59	Pittsburgh (09/30/2023)
YARDS RUSHING	209	at Florida St. (10/07/2023)
YARDS PER RUSH	6.1	at Marshall (09/23/2023)
TD RUSHES	2	Pittsburgh (09/30/2023) at Marshall (09/23/2023)
PASS ATTEMPTS	40	Purdue (09/09/2023)
PASS COMPLETIONS	19	at Marshall (09/23/2023) at Rutgers (09/16/2023)
YARDS PASSING	275	Purdue (09/09/2023)
YARDS PER PASS	12.0	Pittsburgh (09/30/2023)
TD PASSES	3	Pittsburgh (09/30/2023) Old Dominion (09/02/2023)
TOTAL PLAYS	78	Pittsburgh (09/30/2023)
TOTAL OFFENSE	427	Pittsburgh (09/30/2023)
YARDS PER PLAY	5.5	Pittsburgh (09/30/2023)
POINTS	38	Pittsburgh (09/30/2023)
SACKS BY	5	Old Dominion (09/02/2023)
FIRST DOWNS	25	Pittsburgh (09/30/2023)
PENALTIES	10	Pittsburgh (09/30/2023)
PENALTY YARDS	91	Pittsburgh (09/30/2023)
TURNOVERS	2	at Rutgers (09/16/2023) Purdue (09/09/2023)
PUNTS	7	at Marshall (09/23/2023) Purdue (09/09/2023)
PUNTING AVG	47.0	Old Dominion (09/02/2023)
LONG PUNT	62	at Rutgers (09/16/2023)
PUNTS INSIDE 20	3	at Marshall (09/23/2023) at Rutgers (09/16/2023) Purdue (09/09/2023)
LONG PUNT RETURN	66	Old Dominion (09/02/2023)

MOST BY AN OPPONENT...

RUSHES	27	Rasheen Ali at Marshall (09/23/2023)
YARDS RUSHING	200	Trey Benson at Florida St. (10/07/2023)
TD RUSHES	3	Kyle Monangai at Rutgers (09/16/2023)
LONG RUSH	85	Trey Benson at Florida St. (10/07/2023)
PASS ATTEMPTS	34	Hudson Card vs Purdue (09/09/2023)
PASS COMPLETIONS	23	Hudson Card vs Purdue (09/09/2023)
YARDS PASSING	248	Hudson Card vs Purdue (09/09/2023)
TD PASSES	2	Jordan Travis at Florida St. (10/07/2023) Phil Jurkovec vs Pittsburgh (09/30/2023) Grant Wilson vs Old Dominion (09/02/2023)
LONG PASS	75	Phil Jurkovec vs Pittsburgh (09/30/2023)
RECEPTIONS	8	Max Klare vs Purdue (09/09/2023)
YARDS RECEIVING	75	Bub Means vs Pittsburgh (09/30/2023)
TD RECEPTIONS	2	Johnny Wilson at Florida St. (10/07/2023)
LONG RECEPTION	75	Bub Means vs Pittsburgh (09/30/2023)
FIELD GOALS	1	Ryan Fitzgerald at Florida St. (10/07/2023) Rece Verhoff at Marshall (09/23/2023) Ben Freehill vs Purdue (09/09/2023) Ethan Sanchez vs Old Dominion (09/02/2023)
LONG FIELD GOALS	43	Ben Freehill vs Purdue (09/09/2023)
PUNTS	7	Flynn Appleby at Rutgers (09/16/2023)
PUNTING AVG	51.5	Alex Mastromanno at Florida St. (10/07/2023)
LONG PUNT	61	Caleb Junko vs Pittsburgh (09/30/2023)
PUNTS INSIDE 20	2	Alex Mastromanno at Florida St. (10/07/2023) Caleb Junko vs Pittsburgh (09/30/2023) Flynn Appleby at Rutgers (09/16/2023) Jack Ansell vs Purdue (09/09/2023)
LONG PUNT RETURN	32	Keon Coleman at Florida St. (10/07/2023)
LONG KICKOFF RETURN	26	Jayden Harrison at Marshall (09/23/2023)
TACKLES	12	Donovan McMillon vs Pittsburgh (09/30/2023) Terry Jones vs Old Dominion (09/02/2023)
SACKS	2	Jared Verse at Florida St. (10/07/2023) Bam Brima vs Pittsburgh (09/30/2023) Owen Porter at Marshall (09/23/2023)
TACKLES FOR LOSS	3.5	Nic Scourton vs Purdue (09/09/2023)
INTERCEPTIONS	1	Flip Dixon at Rutgers (09/16/2023) Cam Allen vs Purdue (09/09/2023) Dillon Thieneman vs Purdue (09/09/2023)

OPPONENT GAME HIGHS

RUSHES	46	Purdue (09/09/2023)
YARDS RUSHING	282	at Florida St. (10/07/2023)
YARDS PER RUSH	7.8	at Florida St. (10/07/2023)
TD RUSHES	4	at Rutgers (09/16/2023)
PASS ATTEMPTS	34	Purdue (09/09/2023)
PASS COMPLETIONS	23	Purdue (09/09/2023)
YARDS PASSING	248	Purdue (09/09/2023)
YARDS PER PASS	10.7	Pittsburgh (09/30/2023)
TD PASSES	2	at Florida St. (10/07/2023) Pittsburgh (09/30/2023) Old Dominion (09/02/2023)
TOTAL PLAYS	80	Purdue (09/09/2023)
TOTAL OFFENSE	452	at Florida St. (10/07/2023)
YARDS PER PLAY	7.4	at Florida St. (10/07/2023)
POINTS	39	at Florida St. (10/07/2023)
SACKS BY	5	at Marshall (09/23/2023)
FIRST DOWNS	22	Purdue (09/09/2023)
PENALTIES	12	at Florida St. (10/07/2023)
PENALTY YARDS	99	at Florida St. (10/07/2023)
TURNOVERS	3	Old Dominion (09/02/2023)
PUNTS	7	at Rutgers (09/16/2023)
PUNTING AVG	51.5	at Florida St. (10/07/2023)
LONG PUNT	61	Pittsburgh (09/30/2023)
PUNTS INSIDE 20	2	at Florida St. (10/07/2023) Pittsburgh (09/30/2023) at Rutgers (09/16/2023) Purdue (09/09/2023)
LONG PUNT RETURN	32	at Florida St. (10/07/2023)

2023 VIRGINIA TECH FOOTBALL STATISTICS

VIRGINIA TECH MISCELLANEOUS STATS

3RD-DOWN CONVERSIONS

DATE	OPPONENT	SCORE	OVERALL	1ST QTR	2ND QTR	3RD QTR	4TH QTR	OT
Sept. 2	Old Dominion	W 36-17	8-16 50.0	2-5 40.0	4-5 80.0	2-3 66.7	0-3 0.0	0-0 0.0
Sept. 9	Purdue	L 17-24	2-12 16.7	0-2 0.0	1-4 25.0	1-3 33.3	0-3 0.0	0-0 0.0
Sept. 16	Rutgers	L 16-35	5-15 33.3	1-5 20.0	2-5 40.0	1-2 50.0	1-3 33.3	0-0 0.0
Sept. 23	Marshall	L 17-24	2-13 15.4	1-3 33.3	0-3 0.0	1-4 25.0	0-3 0.0	0-0 0.0
Sept. 30	Pitt	W 38-21	8-16 50.0	1-4 25.0	4-6 66.7	1-3 33.3	2-3 66.7	0-0 0.0
Oct. 7	Florida State	L 17-39	2-13 15.4	0-3 0.0	0-4 0.0	0-2 0.0	2-4 50.0	0-0 0.0
Oct. 14	Wake Forest							
Oct. 26	Syracuse							
Nov. 4	Louisville							
Nov. 11	Boston College							
Nov. 18	NC State							
Nov. 25	Virginia							
VIRGINIA TECH			27-85 31.8	5-22 22.7	11-27 40.7	6-17 35.3	5-19 26.3	0-0 0.0
OPPONENTS			33-80 41.3	11-21 52.4	12-25 48.0	2-16 12.5	8-18 44.4	0-0 0.0

4TH-DOWN CONVERSIONS

DATE	OPPONENT	SCORE	OVERALL	1ST QTR	2ND QTR	3RD QTR	4TH QTR	OT
Sept. 2	Old Dominion	W 36-17	1-3 33.3	1-2 50.0	0-0 0.0	0-0 0.0	0-1 0.0	0-0 0.0
Sept. 9	Purdue	L 17-24	1-2 50.0	0-0 0.0	1-1 100.0	0-0 0.0	0-1 0.0	0-0 0.0
Sept. 16	Rutgers	L 16-35	2-3 66.7	1-1 100.0	1-1 100.0	0-0 0.0	0-1 0.0	0-0 0.0
Sept. 23	Marshall	L 17-24	1-3 33.3	0-1 0.0	0-0 0.0	0-0 0.0	1-2 50.0	0-0 0.0
Sept. 30	Pitt	W 38-21	2-2 100.0	1-1 100.0	1-1 100.0	0-0 0.0	0-0 0.0	0-0 0.0
Oct. 7	Florida State	L 17-39	3-4 75.0	0-0 0.0	3-3 100.0	0-0 0.0	0-1 0.0	0-0 0.0
Oct. 14	Wake Forest							
Oct. 26	Syracuse							
Nov. 4	Louisville							
Nov. 11	Boston College							
Nov. 18	NC State							
Nov. 25	Virginia							
VIRGINIA TECH			10-17 58.8	3-5 60.0	6-6 100.0	0-0 0.0	1-6 16.7	0-0 0.0
OPPONENTS			1-5 20.0	0-1 0.0	0-1 0.0	1-1 100.0	0-2 0.0	0-0 0.0

TIME OF POSSESSION

DATE	OPPONENT	SCORE	OVERALL	1ST QTR	2ND QTR	3RD QTR	4TH QTR
Sept. 2	Old Dominion	W 36-17	33:40	06:44	10:18	05:53	10:45
Sept. 9	Purdue	L 17-24	21:59	04:28	07:30	05:35	04:26
Sept. 16	Rutgers	L 16-35	33:44	09:34	10:22	04:38	09:10
Sept. 23	Marshall	L 17-24	27:14	06:35	05:22	06:48	08:29
Sept. 30	Pitt	W 38-21	37:44	07:05	11:53	08:05	10:41
Oct. 7	Florida State	L 17-39	31:16	03:49	10:57	06:44	09:46
Oct. 14	Wake Forest						
Oct. 26	Syracuse						
Nov. 4	Louisville						
Nov. 11	Boston College						
Nov. 18	NC State						
Nov. 25	Virginia						
VIRGINIA TECH			TOTAL 185:37 AVG. 30:56	38:15 06:22	56:22 09:24	37:43 06:17	53:17 08:53
OPPONENTS			TOTAL 174:16 AVG. 29:03	38:41 06:27	46:42 07:47	43:52 07:19	45:01 07:30

RED ZONE STATS

VIRGINIA TECH INSIDE OPPONENT RED-ZONE			TIMES	TIMES	TOTAL	FAILED TO SCORE INSIDE RZ											
DATE	OPPONENT	SCORE	IN RZ	SCORED	PTS	TDS	RUSH TDS	PASS TDS	FGS MADE	FGA	DOWNS	INT	FUMB	HALF	GAME		
Sept. 2	Old Dominion	W 36-17	9	6	34	4	1	3	2	2	2	0	0	0	0	1	
Sept. 9	Purdue	L 17-24	2	2	10	1	0	1	1	1	0	0	0	0	0	0	
Sept. 16	Rutgers	L 16-35	3	2	9	1	1	0	1	2	0	0	0	0	0	0	
Sept. 23	Marshall	L 17-24	2	2	10	1	1	0	1	1	0	0	0	0	0	0	
Sept. 30	Pitt	W 38-21	4	4	24	3	2	1	1	1	0	0	0	0	0	0	
Oct. 7	Florida State	L 17-39	2	2	10	1	1	0	1	1	0	0	0	0	0	0	
Oct. 14	Wake Forest																
Oct. 26	Syracuse																
Nov. 4	Louisville																
Nov. 11	Boston College																
Nov. 18	NC State																
Nov. 25	Virginia																
TOTALS 18 OF 22 (81.8%)			22	18	97	11	6	5	7	8	2	0	0	0	0	1	

OPPONENTS INSIDE VIRGINIA TECH RED-ZONE			TIMES	TIMES	TOTAL	FAILED TO SCORE INSIDE RZ											
DATE	OPPONENT	SCORE	IN RZ	SCORED	PTS	TDS	RUSH TDS	PASS TDS	FGS MADE	FGA	DOWNS	INT	FUMB	HALF	GAME		
Sept. 2	Old Dominion	W 36-17	3	3	17	2	0	2	1	1	0	0	0	0	0	0	
Sept. 9	Purdue	L 17-24	2	2	14	2	2	0	0	0	0	0	0	0	0	0	
Sept. 16	Rutgers	L 16-35	3	3	21	3	2	1	0	0	0	0	0	0	0	0	
Sept. 23	Marshall	L 17-24	3	3	17	2	1	1	1	1	0	0	0	0	0	0	
Sept. 30	Pitt	W 38-21	0	0	0	0	0	0	0	0	0	0	0	0	0	0	
Oct. 7	Florida State	L 17-39	3	3	18	2	0	2	1	1	0	0	0	0	0	0	
Oct. 14	Wake Forest																
Oct. 26	Syracuse																
Nov. 4	Louisville																
Nov. 11	Boston College																
Nov. 18	NC State																
Nov. 25	Virginia																
TOTALS 14 OF 14 (100.0%)			14	14	87	11	5	6	3	3	0	0	0	0	0	0	

2023 VIRGINIA TECH FOOTBALL STATISTICS

SCORING DRIVES

VIRGINIA TECH SCORING			
QTR	OPPONENT	SCORING PLAY	PLAYS-YDS.-TOP
1	Old Dominion	Team Safety	-
2	Old Dominion	Jaylin Lane 20 Pass From Grant Wells	10-55-04:07
2	Old Dominion	Ali Jennings 10 Pass From Grant Wells	8-62-03:12
3	Old Dominion	Ali Jennings 6 Pass From Grant Wells	6-69-02:19
3	Old Dominion	Grant Wells 1 Rush	8-65-03:34
4	Old Dominion	FG John Love 27	8-40-03:43
4	Old Dominion	FG John Love 21	4-5-02:35
2	Purdue	Bhayshul Tuten 30 Pass From Grant Wells	7-67-02:37
2	Purdue	FG John Love 41	5-10-01:27
2	Purdue	Jaylin Lane 2 Pass From Grant Wells	8-70-01:09
2	Rutgers	FG John Love 30	15-57-06:20
3	Rutgers	Da'Quan Felton 39 Pass From Kyron Drones	6-77-02:03
4	Rutgers	Bhayshul Tuten 1 Rush	7-45-03:22
1	Marshall	Kyron Drones 31 Rush	6-75-03:01
2	Marshall	FG John Love 21	8-70-02:58
4	Marshall	Kyron Drones 16 Rush	7-65-03:24
1	Pitt	Da'Quan Felton 54 Pass From Kyron Drones	5-65-02:14
2	Pitt	Kyron Drones 2 Rush	11-55-04:27
2	Pitt	Bhayshul Tuten 12 Pass From Kyron Drones	11-67-04:09
3	Pitt	Kyron Drones 10 Rush	3-10-01:19
3	Pitt	Jaylin Lane 53 Pass From Kyron Drones	2-52-00:43
4	Pitt	FG John Love 32	14-77-08:54
2	Florida State	FG John Love 29	8-76-04:02
2	Florida State	Bhayshul Tuten 5 Rush	16-70-06:55
3	Florida State	Bhayshul Tuten 99 Kickoff Return	-
TOTALS			183-1304-78:34
AVERAGE SCORING DRIVE			8.0 PLAYS-56.7 YDS.
25 Total Scores (7 Run, 9 Pass, 7 FG, 1 S.T., 1 Safety, 0 Defense)			
3 First Quarter Scores (1 Run, 1 Pass, 0 FG, 1 S.T., 1 Safety, 0 Defense)			
11 Second Quarter Scores (2 Run, 5 Pass, 4 FG, 0 S.T., 0 Safety, 0 Defense)			
6 Third Quarter Scores (2 Run, 3 Pass, 0 FG, 1 S.T., 0 Safety, 0 Defense)			
5 Fourth Quarter Scores (2 Run, 0 Pass, 3 FG, 0 S.T., 0 Safety, 0 Defense)			
0 Overtime Scores (0 Run, 0 Pass, 0 FG, 0 S.T., 0 Safety, 0 Defense)			
MOST PLAYS IN A SCORING DRIVE: 16 plays - vs. Florida State (16-70-06:55 TD)			
LONGEST SCORING DRIVE: 77 yards - vs. Pitt (14-77-8:54 FG)			
LONGEST TOP SCORING DRIVE: 8:54 - vs. Pitt (14-77-8:54 FG)			
AVERAGE TOP ON OFFENSIVE SCORING DRIVES: 3:24			

OPPONENT SCORING			
QTR	OPPONENT	SCORING PLAY	PLAYS-YDS.-TOP
2	Old Dominion	Dominic Dutton 16 Pass From Grant Wilson	12-83-05:14
2	Old Dominion	FG Ethan Sanchez 28	12-64-02:03
3	Old Dominion	Keshawn Wicks 5 Pass From Grant Wilson	9-75-04:16
1	Purdue	Devin Mockobee 15 Rush	9-75-03:34
2	Purdue	FG Ben Freehill 43	10-42-04:11
2	Purdue	Tyrone Tracy Jr. 21 Rush	2-21-00:12
4	Purdue	Hudson Card 2 Rush	13-74-06:31
1	Rutgers	Kyle Monangai 19 Rush	1-19-00:08
2	Rutgers	Gavin Wimsatt 34 Rush	4-75-01:39
2	Rutgers	Christian Dremel 4 Pass From Gavin Wimsatt	8-50-02:19
4	Rutgers	Kyle Monangai 55 Rush	6-75-03:37
4	Rutgers	Kyle Monangai 12 Rush	5-46-03:28
2	Marshall	DeMarcus Harris 12 Pass From Cam Fancher	9-78-03:27
2	Marshall	Rasheen Ali 56 Rush	6-75-02:37
2	Marshall	FG Rece Verhoff 21	11-41-05:34
3	Marshall	Rasheen Ali 1 Rush	7-98-03:32
1	Pitt	Bub Means 75 Pass From Phil Jurkovec	1-75-00:12
3	Pitt	C'Bo Flemister 61 Pass From Phil Jurkovec	1-61-00:14
3	Pitt	Braylan Lovelace 4 Fumble Return	-
1	Florida State	Johnny Wilson 7 Pass From Jordan Travis	13-75-05:47
1	Florida State	Lawrance Toafili 28 Rush	7-66-02:58
1	Florida State	Johnny Wilson 18 Pass From Jordan Travis	7-45-02:16
3	Florida State	Trey Benson 62 Rush	2-75-00:28
3	Florida State	FG Ryan Fitzgerald 26	11-71-05:36
4	Florida State	Trey Benson 85 Rush	1-85-00:11
TOTALS			167-1544-70:04
AVERAGE SCORING DRIVE			7.0 PLAYS-64.3 YDS.
25 Total Scores (12 Run, 8 Pass, 4 FG, 0 S.T., 0 Safety, 1 Defense)			
6 First Quarter Scores (3 Run, 3 Pass, 0 FG, 0 S.T., 0 Safety, 0 Defense)			
9 Second Quarter Scores (3 Run, 3 Pass, 3 FG, 0 S.T., 0 Safety, 0 Defense)			
6 Third Quarter Scores (2 Run, 2 Pass, 1 FG, 1 S.T., 0 Safety, 1 Defense)			
4 Fourth Quarter Scores (4 Run, 0 Pass, 0 FG, 0 S.T., 0 Safety, 0 Defense)			
0 Overtime Scores (0 Run, 0 Pass, 0 FG, 0 S.T., 0 Safety, 0 Defense)			
MOST PLAYS IN A SCORING DRIVE: 13 plays - vs. Purdue (13-74-06:31 TD) & vs. Florida State (13-75-05:47)			
LONGEST SCORING DRIVE: 98 yards - vs. Marshall (7-98-03:32 TD)			
LONGEST TOP SCORING DRIVE: 6:31 - vs. Purdue (13-74-06:31 TD)			
AVERAGE TOP ON OFFENSIVE SCORING DRIVES: 2:55			

2023 VIRGINIA TECH FOOTBALL STATISTICS

OFFENSE GAME-BY-GAME

PASSING

#1 KYRON DRONES	COMP	ATT	INT	PCT	YDS	TD	LONG	SACKED	EFFIC
Old Dominion	1	1	0	100.0	8	0	8	0-0	167.2
Purdue	2	7	0	28.6	32	0	26	0-0	67.0
Rutgers	19	32	1	59.4	190	1	39	2-5	113.3
Marshall	19	35	0	54.3	160	0	22	5-33	92.7
Pittsburgh	12	19	0	63.2	228	3	54	2-14	216.1
Florida St.	14	27	0	51.9	104	0	21	2-13	84.2
TOTALS	67	121	1	55.4	722	4	54	11-65	114.8

#6 GRANT WELLS	COMP	ATT	INT	PCT	YDS	TD	LONG	SACKED	EFFIC
Old Dominion	17	29	0	58.6	251	3	44	0-0	165.5
Purdue	16	33	2	48.5	243	2	39	3-33	118.2
TOTALS	33	62	2	53.2	494	5	44	3-33	140.3

RUSHING

PLAYER	NO-YDS/TD	ODU	PUR	RUT	MAR	PITT	FSU	WF	SYR	LOU	BC	NCST	UVA
Bhayshul Tuten	79-330/2	19-55/0	8-4/0	11-45/1	9-88/0	24-109/0	8-29/1						
Kyron Drones	76-285/4	3-2/0	1-13/0	22-74/0	15-75/2	21-41/2	14-80/0						
Malachi Thomas	47-158/0	12-22/0	6-18/0	5-12/0	4-10/0	10-38/0	10-58/0						
Grant Wells	14-3/1	7-27/1	7--24/0	DNP	DNP	DNP	DNP						
Jaylin Lane	4-20/0	-	-	DNP	2-11/0	2-9/0	-						
Bryce Duke	3-43/0	1-4/0	-	-	-	-	2-39/0						
Xayvion Turner-Bradshaw	1-3/0	DNP	-	-	DNP	1-3/0	-						
Chance Black	1-3/0	-	DNP	-	-	-	1-3/0						

RECEIVING

PLAYER	NO-YDS/TD	ODU	PUR	RUT	MAR	PITT	FSU	WF	SYR	LOU	BC	NCST	UVA
Jaylin Lane	18-239/3	4-69/1	5-54/1	DNP	1-1/0	2-64/1	6-51/0						
Bhayshul Tuten	16-157/2	1-5/0	2-45/1	-	5-45/0	4-37/1	4-25/0						
Da'Quan Felton	14-209/2	1-34/0	-	6-84/1	3-10/0	4-81/1	-						
Dae'Quan Wright	14-162/0	1-14/0	4-77/0	4-21/0	2-15/0	1-30/0	2-5/0						
Stephen Gosnell	10-149/0	1-10/0	3-72/0	2-19/0	3-32/0	1-16/0	-						
Benji Gosnell	8-96/0	1-23/0	3-21/0	-	4-52/0	-	-						
Ali Jennings	5-72/2	5-72/2	-	DNP	DNP	DNP	DNP						
Da'Wain Lofton	5-46/0	2-20/0	-	3-26/0	-	-	-						
Malachi Thomas	4-35/0	2-12/0	-	-	-	-	2-23/0						
Ayden Greene	3-29/0	-	-	2-24/0	1-5/0	-	-						
Tucker Holloway	2-13/0	-	1-6/0	1-7/0	-	-	-						
Xayvion Turner-Bradshaw	1-9/0	DNP	-	1-9/0	DNP	-	-						

ALL-PURPOSE YARDS

PLAYER	TOTAL	ODU	PUR	RUT	MAR	PITT	FSU	WF	SYR	LOU	BC	NCST	UVA
Bhayshul Tuten	740	81	113	57	133	146	210						
Jaylin Lane	298	107	55	DNP	12	73	51						
Kyron Drones	285	2	13	74	75	41	80						
Malachi Thomas	245	50	33	12	31	38	81						
Da'Quan Felton	209	34	-	84	10	81	-						
Dae'Quan Wright	162	14	77	21	15	30	5						
Tucker Holloway	151	66	6	32	31	8	8						
Stephen Gosnell	149	10	72	19	32	16	-						
Benji Gosnell	96	23	21	-	52	-	-						
Ali Jennings	72	72	-	DNP	DNP	DNP	DNP						
Da'Wain Lofton	64	20	-	26	-	18	-						
Bryce Duke	43	4	-	-	-	-	39						
Dorian Strong	32	32	-	-	-	-	-						
Ayden Greene	29	-	-	24	5	-	-						
Xayvion Turner-Bradshaw	12	DNP	-	9	DNP	3	-						
Matt Johnson	8	-	-	-	8	-	DNP						
Keli Lawson	4	-	-	-	4	-	-						
Grant Wells	3	27	-24	DNP	DNP	DNP	DNP						
Chance Black	3	-	DNP	-	-	-	3						

2023 VIRGINIA TECH FOOTBALL STATISTICS

DEFENSE GAME-BY-GAME

TOTAL TACKLES

PLAYER	UA-A	TOT	ODU	PUR	RUT	MAR	PITT	FSU	WF	SYR	LOU	BC	NCST	UVA
Keli Lawson	27-27	54	4-0	7-7	3-8	5-7	6-1	2-4						
Jalen Stroman	13-24	37	0-3	5-9	3-1	3-2	0-1	2-8						
Alan Tisdale	11-21	32	1-1	4-3	DNP	2-6	2-6	2-5						
Mansoor Delane	11-10	21	3-0	6-2	0-1	1-2	1-0	0-5						
Derrick Canteen	11-10	21	1-0	1-0	3-3	2-5	2-2	2-0						
Antwaun Powell-Ryland Jr.	10-9	19	4-2	3-1	2-2	0-1	1-1	0-2						
Jaden Keller	5-11	16	3-2	2-3	0-4	0-2	-	-						
Mose Phillips III	8-7	15	1-1	-	1-3	5-0	1-1	0-2						
Jaylen Jones	7-8	15	1-1	3-0	0-5	3-2	DNP	DNP						
Norell Pollard	3-12	15	2-1	0-2	-	0-4	0-1	1-4						
C.J. McCray	5-8	13	1-0	1-1	0-1	2-3	0-3	1-0						
Keyshawn Burgos	5-7	12	1-2	2-0	-	0-2	1-1	1-2						
Keonta Jenkins	5-7	12	1-0	1-1	0-1	2-3	0-1	1-1						
Caleb Woodson	5-6	11	1-0	1-2	0-1	1-2	1-0	1-1						
Cole Nelson	2-9	11	0-1	1-2	-	0-2	0-1	1-3						
Pheldarius Payne	3-7	10	0-1	-	1-1	1-3	1-1	0-1						
Dorian Strong	7-2	9	-	1-0	0-1	1-0	1-0	4-1						
Josh Fuga	3-6	9	2-2	0-3	1-0	-	0-1	-						
Nasir Peoples	4-4	8	3-2	DNP	DNP	DNP	DNP	1-2						
Will Johnson	4-4	8	1-3	1-0	1-1	1-0	-	-						
Jayden McDonald	3-5	8	0-1	DNP	1-2	1-1	0-1	1-0						
Mario Kendricks	3-3	6	3-0	-	-	0-2	-	0-1						
Wilfried Pene	1-4	5	1-1	0-2	-	0-1	-	-						
Dante Lovett	3-0	3	-	-	1-0	1-0	-	1-0						
Braylon Johnson	1-2	3	-	1-0	-	-	0-2	-						
Da'Quan Felton	1-0	1	-	-	-	1-0	-	-						
Cole Beck	1-0	1	-	1-0	DNP	DNP	DNP	-						
George Ballance	1-0	1	DNP	DNP	DNP	1-0	DNP	DNP						
Jack Hollifield	1-0	1	-	1-0	-	-	-	-						
Jaylin Lane	1-0	1	-	1-0	DNP	-	-	-						
Peter Moore	1-0	1	-	-	-	-	-	1-0						
Justin Pollock	1-0	1	-	1-0	-	-	-	-						
Luke Busse	0-1	1	-	-	0-1	-	-	-						

TACKLES FOR LOSS

PLAYER	UA-A	TOT	ODU	PUR	RUT	MAR	PITT	FSU	WF	SYR	LOU	BC	NCST	UVA
Antwaun Powell-Ryland Jr.	5-0	5.0	2.0-9	2.0-5	-	-	1.0-10	-						
Keli Lawson	3-1	3.5	1.0-2	0.5-4	1.0-1	-	1.0-1	-						
Pheldarius Payne	2-3	3.5	-	-	-	2.0-12	1.5-16	-						
Keyshawn Burgos	3-0	3.0	1.0-3	1.0-4	-	-	-	1.0-1						
C.J. McCray	2-2	3.0	1.0-1	0.5-4	-	-	0.5-0	1.0-6						
Norell Pollard	2-1	2.5	1.0-4	-	-	0.5-2	-	1.0-10						
Alan Tisdale	2-0	2.0	-	1.0-8	DNP	-	-	1.0-1						
Derrick Canteen	1-2	2.0	-	1.0-2	0.5-0	0.5-2	-	-						
Keonta Jenkins	1-1	1.5	-	-	-	1.0-1	0.5-4	-						
Cole Nelson	1-1	1.5	-	1.0-4	-	-	0.5-4	-						
Caleb Woodson	1-1	1.5	-	-	-	1.5-3	-	-						
Mario Kendricks	1-1	1.5	1.0-4	-	-	0.5-2	-	-						
Jaden Keller	1-1	1.5	1.0-1	-	0.5-1	-	-	-						
Mansoor Delane	1-0	1.0	-	-	-	-	1.0-4	-						
Josh Fuga	1-0	1.0	-	-	1.0-1	-	-	-						
Jalen Stroman	1-0	1.0	-	1.0-2	-	-	-	-						
Wilfried Pene	1-0	1.0	1.0-4	-	-	-	-	-						

SACKS

PLAYER	UA-A	TOT	ODU	PUR	RUT	MAR	PITT	FSU	WF	SYR	LOU	BC	NCST	UVA
Antwaun Powell-Ryland Jr.	3-0	3	2-9	-	-	-	1-10	-						
Pheldarius Payne	2-2	3	-	-	-	1.5-10	1.5-16	-						
C.J. McCray	2-2	3	1-1	0.5-4	-	-	0.5-0	1-6						
Keyshawn Burgos	1-0	1	1-3	-	-	-	-	-						
Norell Pollard	1-0	1	-	-	-	-	-	1-10						
Alan Tisdale	1-0	1	-	1-8	DNP	-	-	-						
Wilfried Pene	1-0	1	1-4	-	-	-	-	-						
Keonta Jenkins	0-1	0.5	-	-	-	-	0.5-4	-						
Cole Nelson	0-1	0.5	-	-	-	-	0.5-4	-						
Keli Lawson	0-1	0.5	-	0.5-4	-	-	-	-						
Mario Kendricks	0-1	0.5	-	-	-	0.5-2	-	-						

2023 VIRGINIA TECH FOOTBALL STATISTICS

DEFENSE GAME-BY-GAME

INTERCEPTION RETURNS

PLAYER	NO-YDS	ODU	PUR	RUT	MAR	PITT	FSU	WF	SYR	LOU	BC	NCST	UVA
Dorian Strong	1-32	1-32	-	-	-	-	-	-	-	-	-	-	-
Keli Lawson	1-4	-	-	-	1-4	-	-	-	-	-	-	-	-
Keonta Jenkins	1-0	-	-	-	1-0	-	-	-	-	-	-	-	-

FUMBLES FORCED

PLAYER	NO	ODU	PUR	RUT	MAR	PITT	FSU	WF	SYR	LOU	BC	NCST	UVA
Antwaun Powell-Ryland Jr.	2	1	-	-	-	1	-	-	-	-	-	-	-
Nasir Peoples	1	1	DNP	DNP	DNP	DNP	-	-	-	-	-	-	-
Derrick Canteen	1	1	-	-	-	-	-	-	-	-	-	-	-

FUMBLES RECOVERED

PLAYER	NO-YDS	ODU	PUR	RUT	MAR	PITT	FSU	WF	SYR	LOU	BC	NCST	UVA
Nasir Peoples	1	1	DNP	DNP	DNP	DNP	-	-	-	-	-	-	-
Josh Fuga	1	1	-	-	-	-	-	-	-	-	-	-	-
Antwaun Powell-Ryland Jr.	1	-	-	-	-	1	-	-	-	-	-	-	-

FUMBLE RETURNS

PLAYER	NO-YDS	ODU	PUR	RUT	MAR	PITT	FSU	WF	SYR	LOU	BC	NCST	UVA
Nasir Peoples	1-0	1-0	DNP	DNP	DNP	DNP	-	-	-	-	-	-	-
Josh Fuga	1-0	1-0	-	-	-	-	-	-	-	-	-	-	-
Antwaun Powell-Ryland Jr.	1-0	-	-	-	-	1-0	-	-	-	-	-	-	-

SPECIAL TEAMS GAME-BY-GAME

PUNT RETURNS

PLAYER	NO-YDS	ODU	PUR	RUT	MAR	PITT	FSU	WF	SYR	LOU	BC	NCST	UVA
Tucker Holloway	8-138	1-66	-	1-25	3-31	2-8	1-8	-	-	-	-	-	-
Jaylin Lane	3-21	2-20	1-1	DNP	-	-	-	-	-	-	-	-	-

KICK RETURNS

PLAYER	NO-YDS	ODU	PUR	RUT	MAR	PITT	FSU	WF	SYR	LOU	BC	NCST	UVA
Bhayshul Tuten	8-253	1-21	2-64	1-12	-	-	4-156	-	-	-	-	-	-
Malachi Thomas	3-52	1-16	1-15	-	1-21	-	-	-	-	-	-	-	-
Da'Wain Lofton	1-18	-	-	-	-	1-18	-	-	-	-	-	-	-
Jaylin Lane	1-18	1-18	-	DNP	-	-	-	-	-	-	-	-	-
Matt Johnson	1-8	-	-	-	1-8	-	DNP	-	-	-	-	-	-

FIELD GOALS

PLAYER	FG-FGA (LG)	ODU	PUR	RUT	MAR	PITT	FSU	WF	SYR	LOU	BC	NCST	UVA
John Love	7-8 (41)	2-2 (27)	1-1 (41)	1-2 (30)	1-1 (21)	1-1 (32)	1-1 (29)	-	-	-	-	-	-

PUNTING

PLAYER	NO-YDS-AVG	ODU	PUR	RUT	MAR	PITT	FSU	WF	SYR	LOU	BC	NCST	UVA
Peter Moore	33-1427-43.2	3-141-47.0	7-324-46.3	5-214-42.8	7-295-42.1	5-202-40.4	6-251-41.8	-	-	-	-	-	-

2023 VIRGINIA TECH FOOTBALL STATISTICS

PARTICIPATION GAME-BY-GAME

NO. PLAYER	GP/GS	ODU	PUR	RUT	MAR	PITT	FSU	WF	SYR	LOU	BC	NCST	UVA
0 Ali Jennings	2/1	XXX	START						
0 Pheldarius Payne	6/0	XXX	XXX	XXX	XXX	XXX	XXX						
1 Kyron Drones	6/4	XXX	XXX	START	START	START	START						
1 Dante Lovett	6/0	XXX	XXX	XXX	XXX	XXX	XXX						
2 Keyshawn Burgos	6/6	START	START	START	START	START	START						
2 Takye Heath	1/0	XXX						
3 Norell Pollard	6/6	START	START	START	START	START	START						
3 Da'Wain Lofton	6/1	XXX	XXX	START	XXX	XXX	XXX						
4 Mansoor Delane	6/6	START	START	START	START	START	START						
5 Nasir Peoples	2/1	START	XXX						
5 Xayvion Turner-Bradshaw	4/0	...	XXX	XXX	...	XXX	XXX						
6 Josh Fuga	6/4	START	START	START	START	XXX	XXX						
6 Grant Wells	2/2	START	START						
7 Keonta Jenkins	6/3	XXX	XXX	XXX	START	START	START						
8 Dae'Quan Wright	6/1	XXX	XXX	XXX	XXX	XXX	START						
8 Braylon Johnson	6/0	XXX	XXX	XXX	XXX	XXX	XXX						
9 Da'Quan Felton	6/6	START	START	START	START	START	START						
11 Tucker Holloway	6/0	XXX	XXX	XXX	XXX	XXX	XXX						
12 Stephen Gosnell	6/5	START	XXX	START	START	START	START						
14 Cole Beck	3/0	XXX	XXX	XXX						
15 Jaylen Jones	4/4	START	START	START	START						
16 Luke Bussel	6/0	XXX	XXX	XXX	XXX	XXX	XXX						
17 Cole Nelson	6/0	XXX	XXX	XXX	XXX	XXX	XXX						
18 Mose Phillips III	6/1	XXX	XXX	XXX	XXX	XXX	START						
19 P.J. Prioleau	6/0	XXX	XXX	XXX	XXX	XXX	XXX						
20 Caleb Woodson	6/1	XXX	XXX	START	XXX	XXX	XXX						
21 Keli Lawson	6/6	START	START	START	START	START	START						
22 Mario Kendricks	6/2	XXX	XXX	XXX	XXX	START	START						
23 Bryce Duke	6/0	XXX	XXX	XXX	XXX	XXX	XXX						
24 Jaden Keller	6/2	START	XXX	START	XXX	XXX	XXX						
24 Malachi Thomas	6/0	XXX	XXX	XXX	XXX	XXX	XXX						
25 Derrick Canteen	6/3	START	START	XXX	XXX	START	XXX						
26 Jalen Stroman	6/5	XXX	START	START	START	START	START						
26 Ayden Greene	6/0	XXX	XXX	XXX	XXX	XXX	XXX						
27 Tyler Childress	6/0	XXX	XXX	XXX	XXX	XXX	XXX						
28 Chance Black	5/0	XXX	...	XXX	XXX	XXX	XXX						
28 Antonio Cotman Jr.	3/0	XXX	XXX	XXX						
33 Bhayshul Tuten	6/6	START	START	START	START	START	START						
34 Alan Tisdale	5/4	XXX	START	...	START	START	START						
38 Jayden McDonald	5/0	XXX	...	XXX	XXX	XXX	XXX						
39 Jordan McDonald	6/0	XXX	XXX	XXX	XXX	XXX	XXX						
41 George Ballance	1/0	XXX						
43 Josh Hand	1/0	XXX						
44 Dorian Strong	6/6	START	START	START	START	START	START						
48 Matt Johnson	5/0	XXX	XXX	XXX	XXX	XXX	...						
52 Antwaun Powell-Ryland Jr.	6/6	START	START	START	START	START	START						
53 Will Johnson	6/0	XXX	XXX	XXX	XXX	XXX	XXX						
55 Lemar Law Jr.	2/0	XXX	XXX						
56 C.J. McCray	6/0	XXX	XXX	XXX	XXX	XXX	XXX						
57 James Jennette	4/0	XXX	XXX	XXX	XXX						
58 Jack Hollifield	6/0	XXX	XXX	XXX	XXX	XXX	XXX						
61 Braelin Moore	5/5	START	START	START	START	...	START						
63 Griffin Duggan	5/0	XXX	XXX	XXX	XXX	...	XXX						
65 Xavier Chaplin	6/6	START	START	START	START	START	START						
68 Kaden Moore	6/6	START	START	START	START	START	START						
70 Parker Clements	6/6	START	START	START	START	START	START						
71 Clayton Frady	1/0	XXX						
75 Bob Schick	6/6	START	START	START	START	START	START						
76 Johnny Dickson	3/0	XXX	XXX	XXX						
77 Brody Meadows	6/1	XXX	XXX	XXX	XXX	START	XXX						
79 Johnny Garrett	6/0	XXX	XXX	XXX	XXX	XXX	XXX						
82 Benji Gosnell	6/5	START	START	START	START	START	XXX						
83 Kyle Lowe	6/0	XXX	XXX	XXX	XXX	XXX	XXX						
83 Jaylin Lane	5/4	START	START	...	START	XXX	START						
85 Peter Moore	6/0	XXX	XXX	XXX	XXX	XXX	XXX						
87 Harrison Saint Germain	6/1	XXX	XXX	XXX	XXX	START	XXX						
91 Wilfried Pene	6/0	XXX	XXX	XXX	XXX	XXX	XXX						
96 Christian Epling	6/0	XXX	XXX	XXX	XXX	XXX	XXX						
97 John Love	6/0	XXX	XXX	XXX	XXX	XXX	XXX						
99 Justin Pollock	6/0	XXX	XXX	XXX	XXX	XXX	XXX						

Starts indicated by START; XXX - Played; (blank) - Did Not Play

2023 VIRGINIA TECH FOOTBALL STATISTICS

VIRGINIA TECH TEAM STATISTICS

DATE	OPPONENT	RUSHING				REVEIVING				PASSING				KICK RETURN				PUNT RETURN				TOT OFF
		NO.	YDS	TD	LG	NO.	YDS	TD	LG	CMP-ATT-INT	YDS	TD	LG	NO	YDS	TD	LG	NO	YDS	TD	LG	
Sept. 2	Old Dominion	43	109	1	10	18	259	3	44	18-30-0	259	3	44	3	55	0	21	3	86	0	66	368
Sept. 9	Purdue	22	11	0	14	18	275	2	39	18-40-2	275	2	39	3	79	0	35	1	1	0	1	286
Sept. 16	Rutgers	39	129	1	13	19	190	1	39	19-32-1	190	1	39	1	12	0	12	1	25	0	25	319
Sept. 23	Marshall	30	184	2	49	19	160	0	22	19-35-0	160	0	22	2	29	0	21	3	31	0	22	344
Sept. 30	Pitt	59	199	2	26	12	228	3	54	12-19-0	228	3	54	1	18	0	18	2	8	0	8	427
Oct. 7	Florida State	35	209	1	40	14	104	0	21	14-27-0	104	0	21	4	156	1	99	1	8	0	8	313
Oct. 14	Wake Forest																					
Oct. 26	Syracuse																					
Nov. 4	Louisville																					
Nov. 11	Boston College																					
Nov. 18	NC State																					
Nov. 25	Virginia																					
	VIRGINIA TECH	228	841	7	49	100	1216	9	54	100-183-3	1216	9	54	14	349	1	99	11	159	0	66	2057
	OPPONENTS	227	1170	12	85	88	959	8	75	88-149-3	959	8	75	4	83	0	26	7	55	0	32	2129

VIRGINIA TECH AVERAGES

GAMES	AVG/ RUSH	AVG/ CATCH	PASS EFFIC	KR AVG	PR AVG	ALL PURPOSE AVG/GAME	TOTAL OFFENSE AVG/GAME
6	3.7	12.2	123.4	24.9	14.5	433.5	342.8

DATE	OPPONENT	TACKLES				SACKS NO-YDS	FUMBLE		PASS DEFENSE			BLKD KICK	PAT ATTEMPTS			OFF		
		SOLO	AST	TOTAL	TFL-YDS		FF	FR-YDS	INT-YDS	QBH	BRK		KICK	RUN	RCV	SAF	T/O	PTS
Sept. 2	Old Dominion	34	24	58	9.0-28	5-17	3	2-0	1-32	2	1	0	4-4	0	0	1	10	36
Sept. 9	Purdue	44	38	82	8.0-33	2-16	0	0-0	0-0	2	4	0	2-2	0	0	0	0	17
Sept. 16	Rutgers	17	36	53	3.0-3	0-0	0	0-0	0-0	0	1	0	1-1	0	0	0	0	16
Sept. 23	Marshall	33	50	83	6.0-22	2-12	0	0-0	2-4	3	1	0	2-2	0	0	0	0	17
Sept. 30	Pitt	17	24	41	6.0-39	4-34	1	1-0	0-0	4	3	0	5-5	0	0	0	7	38
Oct. 7	Florida State	22	42	64	4.0-18	2-16	0	0-0	0-0	1	3	0	2-2	0	0	0	0	17
Oct. 14	Wake Forest																	
Oct. 26	Syracuse																	
Nov. 4	Louisville																	
Nov. 11	Boston College																	
Nov. 18	NC State																	
Nov. 25	Virginia																	
	VIRGINIA TECH	167	214	381	36.0-143	15-95	4	3-0	3-36	12	13	0	16-16	0	0	1	17	141
	OPPONENT	202	232	434	39.0-160	14-98	6	4-5	3-5	34	19	0	20-20	1	0	0	24	160

DATE	OPPONENT	NO	YDS	AVG	LG	PUNTING					FIELD GOALS			KICKOFFS				
						BLKD	TB	FC	50+	I20	ATT-MADE	LG	BLKD	NO	YDS	AVG	TB	OB
Sept. 2	Old Dominion	3	141	47.0	57	0	2	0	2	1	2-2	27	0	7	454	64.9	5	0
Sept. 9	Purdue	7	324	46.3	55	0	0	1	4	3	1-1	41	0	4	260	65.0	4	0
Sept. 16	Rutgers	5	214	42.8	62	0	0	1	3	3	1-2	30	0	4	260	65.0	4	0
Sept. 23	Marshall	7	295	42.1	53	0	0	5	2	3	1-1	21	0	4	256	64.0	3	0
Sept. 30	Pitt	5	202	40.4	52	0	1	1	2	1	1-1	32	0	7	461	65.9	6	0
Oct. 7	Florida State	6	251	41.8	47	0	0	2	0	2	1-1	29	0	4	260	65.0	4	0
Oct. 14	Wake Forest																	
Oct. 26	Syracuse																	
Nov. 4	Louisville																	
Nov. 11	Boston College																	
Nov. 18	NC State																	
Nov. 25	Virginia																	
	VIRGINIA TECH	33	1427	43.2	62	0	3	10	13	13	7-8	41	0	30	1951	65.0	26	0
	OPPONENT	32	1366	42.7	61	0	1	15	7	9	4-7	43	0	31	1830	59.0	12	1

2023 VIRGINIA TECH FOOTBALL STATISTICS

OPPONENT TEAM STATISTICS

DATE	OPPONENT	RUSHING				REVEIVING				PASSING				KICK RETURN				PUNT RETURN				TOT OFF
		NO.	YDS	TD	LG	NO.	YDS	TD	LG	CMP-ATT-INT	YDS	TD	LG	NO	YDS	TD	LG	NO	YDS	TD	LG	
Sept. 2	Old Dominion	43	201	0	27	13	94	2	16	13-25-1	94	2	16	2	32	0	16	0	0	0	0	295
Sept. 9	Purdue	46	179	3	22	23	248	0	36	23-34-0	248	0	36	0	0	0	0	4	28	0	15	427
Sept. 16	Rutgers	34	256	4	55	7	46	1	23	7-16-0	46	1	23	0	0	0	0	0	0	0	0	302
Sept. 23	Marshall	44	214	2	61	16	166	1	35	16-27-2	166	1	35	1	26	0	26	0	0	0	0	380
Sept. 30	Pitt	24	38	0	12	11	235	2	75	11-22-0	235	2	75	1	25	0	25	1	-6	0	0	273
Oct. 7	Florida State	36	282	3	85	18	170	2	30	18-25-0	170	2	30	0	0	0	0	2	33	0	32	452
Oct. 14	Wake Forest																					
Oct. 26	Syracuse																					
Nov. 4	Louisville																					
Nov. 11	Boston College																					
Nov. 18	NC State																					
Nov. 25	Virginia																					
	OPPONENTS	227	1170	12	85	88	959	8	75	88-149-3	959	8	75	4	83	0	26	7	55	0	32	2129
	VIRGINIA TECH	228	841	7	49	100	1216	9	54	100-183-3	1216	9	54	14	349	1	99	11	159	0	66	2057

OPPONENT AVERAGES

GAMES	AVG/ RUSH	AVG/ CATCH	PASS EFFIC	KR AVG	PR AVG	ALL PURPOSE AVG/GAME	TOTAL OFFENSE AVG/GAME
6	5.2	10.9	126.8	20.8	7.9	378.7	354.8

DATE	OPPONENT	TACKLES				SACKS NO-YDS	FUMBLE		PASS DEFENSE			BLKD KICK	PAT ATTEMPTS			OFF		
		SOLO	AST	TOTAL	TFL-YDS		FF	FR-YDS	INT-YDS	QBH	BRK		KICK	RUN	RCV	SAF	T/O	PTS
Sept. 2	Old Dominion	35	52	87	3.0-5	0-0	0	0-0	0-0	0	1	0	2-2	0	0	0	0	17
Sept. 9	Purdue	36	8	44	9.0-54	3-33	1	0-0	2-5	8	2	0	3-3	0	0	0	7	24
Sept. 16	Rutgers	32	46	78	4.0-9	2-5	0	1-0	1-0	6	2	0	5-5	0	0	0	7	35
Sept. 23	Marshall	27	46	73	6.0-35	5-33	2	1-1	0-0	14	6	0	3-3	0	0	0	3	24
Sept. 30	Pitt	42	42	84	12.0-38	2-14	0	1-4	0-0	4	3	0	3-3	0	0	0	7	21
Oct. 7	Florida State	30	38	68	5.0-19	2-13	3	1-0	0-0	2	5	0	4-4	1	0	0	0	39
Oct. 14	Wake Forest																	
Oct. 26	Syracuse																	
Nov. 4	Louisville																	
Nov. 11	Boston College																	
Nov. 18	NC State																	
Nov. 25	Virginia																	
	OPPONENT	202	232	434	39.0-160	14-98	6	4-5	3-5	34	19	0	20-20	1	0	0	24	160
	VIRGINIA TECH	167	214	381	36.0-143	15-95	4	3-0	3-36	12	13	0	16-16	0	0	1	17	141

DATE	OPPONENT	PUNTING									FIELD GOALS			KICKOFFS				
		NO	YDS	AVG	LG	BLKD	TB	FC	50+	I20	ATT-MADE	LG	BLKD	NO	YDS	AVG	TB	OB
Sept. 2	Old Dominion	4	168	42.0	50	0	0	1	1	0	1-1	28	0	4	230	57.5	0	1
Sept. 9	Purdue	6	234	39.0	50	0	1	3	1	2	1-2	43	0	5	317	63.4	2	0
Sept. 16	Rutgers	7	293	41.9	45	0	0	6	0	2	0-0	0	0	6	334	55.7	3	0
Sept. 23	Marshall	5	207	41.4	48	0	0	2	0	1	1-2	21	0	5	242	48.4	1	0
Sept. 30	Pitt	6	258	43.0	61	0	0	0	3	2	0-1	0	0	4	260	65.0	3	0
Oct. 7	Florida State	4	206	51.5	59	0	0	3	2	2	1-1	26	0	7	447	63.9	3	0
Oct. 14	Wake Forest																	
Oct. 26	Syracuse																	
Nov. 4	Louisville																	
Nov. 11	Boston College																	
Nov. 18	NC State																	
Nov. 25	Virginia																	
	OPPONENT	32	1366	42.7	61	0	1	15	7	9	4-7	43	0	31	1830	59.0	12	1
	VIRGINIA TECH	33	1427	43.2	62	0	3	10	13	13	7-8	41	0	30	1951	65.0	26	0

2023 VIRGINIA TECH FOOTBALL STATISTICS

LAST TIME - HOKIES

TEAM

Scored 90+ points	99, vs. Emory & Henry (11/22/1919)
Scored 80+ points	86, vs. Roanoke College (9/30/1905)
Scored 70-79 points	77, vs. Akron (10/14/1995)
Scored 60-69 points	62, vs. William & Mary (9/8/2018)
Scored 50-59 points	59, vs. North Carolina (10/21/2017)
Scored 40-49 points	48, vs. Duke (11/13/2021)
Consecutive 40+ games	at North Carolina (45), vs. Boston College (40), 2020
Three straight 40+	vs. Central Michigan (45), vs. Wake Forest (52), vs. Duke (44), 2010
Four straight 40+	at NC State (41), vs. Central Michigan (45), vs. Wake Forest (52), vs. Duke (44), 2010
Rushed for 500+ yards	500, at Pitt (9/11/1993)
Rushed for 400-499 yards	444, vs. Marshall (9/12/2009)
Rushed for 300-399 yards	320, at Virginia (11/27/2021)
Rushed for 200-299 yards	209, at Florida State (10/7/2023)
Passed for 500+ yards	504, at Syracuse (11/09/2002)
Passed for 400-499 yards	406, at Pitt (10/27/2016)
Passed for 300-399 yards	342, vs. Wofford (9/17/2022)
Passed for 200-299 yards	228, vs. Pitt (9/30/2023)
Rushed/Passed for 200+ yards	573, vs. Duke (11/13/2021) 297 rush, 276 pass
Had 600+ yards total offense	600, at Old Dominion (9/22/2018)
Scored on first offensive play	vs. Appalachian State (9/3/2011) David Wilson, 20-yard run
Scored on first passing play	vs. Pitt (9/30/2023) Kyron Drones to Da'Quan Felton, 54-yard
Scored on opening kickoff	Andrew Motuapuaka, 11-yard kickoff fumble return, 14:52, vs. Western Michigan (9/27/2014)
Scored on opening drive	vs. Pitt (9/30/2023)
Won on final offensive play	<i>In Overtime:</i> vs. North Carolina (10/19/2019) Quincy Patterson 2-pt conversion rush <i>In Regulation:</i> vs. Virginia (11/24/2012) Cody Journell, 29-yard field goal
Lost on final offensive play	North Carolina (11/21/2015) Quinshad Davis 5-yd pass from Marquise Williams (OT)
Lost in OT	30-27 (OT), vs. North Carolina (11/21/2015)
Recorded a safety	vs. Old Dominion (9/2/2023)
Recorded two defensive TDs	vs North Carolina (10/21/2017)
Zero punts in a game	vs. William & Mary (9/8/2018)
Zero sacks allowed in a game	vs. Old Dominion (9/2/2023)
Recorded a shutout	vs. Pitt (11/23/2019)
Held opp. to 0 or less rushing yds	-15, vs. Florida State (11/8/2012)
Blocked two kicks in a game	vs. Pitt (11/18/2017)
Scored special teams TD	Kickoff Return, vs. Florida State (10/7/2023)
Scored defensive and special teams TD	vs. Georgia Tech (11/5/2022)
Played in an OT game	vs. North Carolina (10/19/2019)
Recovered an onside kick	at Miami (11/20/2021)

INDIVIDUAL

Rushed for 200+ yards	207, Khalil Herbert, at Duke (10/3/2020)
Rushed for 150-199 yards	169, Raheem Blackshear, at Virginia (11/27/2021)
Rushed for 100-149 yards	109, Bhayshul Tuten, vs. Pitt (9/30/2023)
Two players rushed for 100 yards	Raheem Blackshear (169) & Braxton Burmeister (115), at Virginia (11/27/2021)
Three players rushed for 100 yards	Phil Rogers (120), Roscoe Coles (111) & George Heath (104), at South Carolina (10/12/1974)
Had 40+ carries	42, Cyrus Lawrence, vs. Memphis St. (10/3/1981)
Had 30-39 carries	33, Travon McMillian, at Boston College (10/31/2015)
Had 20-29 carries	24, Bhayshul Tuten, vs. Pitt (9/30/2023) 21, Kyron Drones, vs. Pitt (9/30/2023)
Had two players with 20+ carries	Bhayshul Tuten (24) & Kyron Drones (21), vs. Pitt (9/30/2023)
Rushed for 6 TDs	Tommy Francisco, vs. VMI (11/24/1966)
Rushed for 5 TDs	Lee Suggs, at UCF (11/11/2000)
Rushed for 4 TDs	Trey Edmunds, at Miami (11/9/2013)
Rushed for 3 TDs	Jalen Holston, at Liberty (11/19/2022)
Rushed for 2 TDs	Kyron Drones, vs. Pitt (9/30/2023)
Passed for 500+ yards	504, Bryan Randall, at Syracuse (11/9/2002)
Passed for 400-499 yards	406, Jerod Evans, at Pitt (10/27/2016)
Passed for 300-399 yards	314, Grant Wells, vs. Wofford (9/17/2022)
Passed for 200-299 yards	228, Kyron Drones, vs. Pitt (9/30/2023)
Two QBs each pass for 100+ yards	Josh Jackson (151) & Ryan Willis (131), at Old Dominion (9/22/2018)
Passed for 5 TDs	Josh Jackson, at ECU (9/16/2017)
Passed for 4 TDs	Ryan Willis, at Boston College (8/31/2019)
Passed for 3 TDs	Kyron Drones, vs. Pitt (9/30/2023)
Passed for 2 TDs	Grant Wells, vs. Purdue (9/9/2023)

INDIVIDUAL (cont.)

Two QBs with 2 TD passes apiece	Logan Thomas and Mark Leal vs. Appalachian State (9/3/2011)
Had 50+ pass attempts	52, Ryan Willis, vs. Notre Dame (10/6/2018)
Had 40-49 pass attempts	47, Grant Wells, at Pitt (10/8/2022)
Had 30-39 pass attempts	35, Kyron Drones, at Marshall (9/23/2023)
Had 20-29 pass attempts	27, Kyron Drones, vs. Florida State (10/7/2023)
Had 30+ pass completions	31, Ryan Willis, vs. Notre Dame (10/6/2018)
Had 20-29 pass completions	21, Grant Wells, vs. Miami (10/15/2022)
Had 100% completion rate (min. 5 comp.)	Hendon Hooker, at Louisville (10/31/2020)
QB rush/pass for 100 yards	Braxton Burmeister, at Virginia (11/27/2021) (141 pass, 115 rush)
Had 10+ receptions	12, Damon Hazelton, vs. Notre Dame (10/6/2018)
Had 250+ yards receiving	279, Ernest Wilford, at Syracuse (11/9/2002)
Had 200-249 yards receiving	227, Isaiah Ford, vs. Tulsa (12/26/2015)
Had 100+ yards receiving	141, Kaleb Smith at NC State (10/27/2022)
Three players with 100+ receiving yds	Isaiah Ford (143), Bucky Hodges (145), & Cam Phillips (109), at Pitt (10/27/2016)
Had 4 TD receptions	Ernest Wilford, at Syracuse (11/9/2002)
Had 3 TD receptions	Dalton Keene, at Miami (10/5/2019)
Had 2 TD receptions	Ali Jennings, vs. Old Dominion (9/2/2023)
Rushed and/or Passed for 6 TDs	Bryan Randall, at Syracuse (11/9/2002) (1 rush, 5 pass)
Rushed and/or Passed for 5 TDs	Kyron Drones, vs. Pitt (9/30/2023) (2 rush, 3 pass)
Rushed and/or Passed for 4 TDs	Grant Wells, vs. Old Dominion (9/2/2023) (1 rush, 3 pass)
Intercepted 3 passes	Kendall Fuller, vs. Duke (10/26/2013)
Intercepted 2 passes	Caleb Farley & Jermaine Waller, at Miami (10/5/2019)
Returned a KO for a TD	Bhayshul Tuten, vs. Florida State (10/7/2023)
Returned a punt for a TD	Tucker Holloway, vs. Georgia Tech (11/5/2022)
Returned an INT for a TD	Keli Lawson, vs. Georgia Tech (11/5/2022)
Returned a fumble for a TD	TyJuan Garbutt, vs. Duke (11/13/2021)
Returned a blocked punt for a TD	Nyke Johnson, at Pitt (10/8/2022)
Returned a blocked FG for a TD	Adonis Alexander, vs. Duke (11/5/2016)
Returned a blocked PAT for 2 points	Dorian Strong, vs. Syracuse (10/23/2021)
Blocked an extra point	Josh Fuga, vs. Maryland (12/29/2021)
Blocked a FG	Silas Dzansi, vs. Liberty (11/7/2020)
Blocked a punt	P.J. Prioleau at Pitt (10/8/2022)
Scored a defensive and special teams TD in the same game	DeAngelo Hall, vs. Arkansas St. (8/25/2002) (49-yd. INT & 69-yd. PR)
Returned two punts for TDs	DeAngelo Hall, vs. Syracuse (10/11/2003) (58 & 60 yds.)
Successful 2-point conversion	Hendon Hooker pass to Raheem Blackshear, vs. Liberty (11/7/2020)
Made 6 FGs	Joey Slye, at Pitt (10/27/2016)
Made 5 FGs	Chris Kinzer, vs. Vanderbilt (11/15/2086)
Made 4 FGs	John Parker Romo, at Georgia Tech (10/30/2021)
Made 3 FGs	John Parker Romo, vs. Notre Dame (10/9/2021)
Kicked a 60+ FG	61, Wayne Latimer, vs. Florida State (10/11/1975)
Kicked a 50-59 FG	51, John Parker Romo, vs. Duke (11/13/2021)
Kicked a 40-49 FG	41, John Love, vs. Purdue (9/9/2023)
Kicked two 40+ yard FG	Will Ross (41 & 46), vs. Wofford (9/17/2022)
Kicked a 70+ yard punt	72, Oscar Bradburn vs. Boston College (11/03/2018)
Kicked a 60-69 punt	62, Peter Moore, at Rutgers (9/16/2023)

2023 VIRGINIA TECH FOOTBALL STATISTICS

LAST TIME - OPPONENT

TEAM

Scored 70+ points	77, Alabama (10/27/1973)
Scored 60-69 points	66, Washington & Lee (11/3/1951)
Scored 50-59 points	54, vs. Maryland (12/29/2021)
Scored 40-49 points	45, at Pitt (10/8/2022)
Rushed for 500+ yards	748, Alabama (10/27/1973)
Rushed for 400-499 yards	492, at Pitt (11/10/2018)
Rushed for 300-399 yards	326, at Pitt (10/8/2022)
Rushed for 200-299 yards	282, at Florida State (10/7/2023)
Had 50-99 yards rushing	60, at NC State (10/27/2022)
Had fewer than 50 yards rushing	38, vs. Pitt (9/30/2023)
Passed for 500+ yards	NEVER
Passed for 400-499 yards	419, at Virginia (11/27/2021)
Had 50-99 yards passing	94, vs. Old Dominion (9/2/2023)
Had fewer than 50 yards passing	46, at Rutgers (9/16/2023)
Had 800+ yards of total offense	833, Alabama (10/27/73)
Had 700-799 yards of total offense	NEVER
Had 600-699 yards of total offense	656, at North Carolina (10/10/2020)
Had 500-599 yards of total offense	527, at North Carolina (10/1/22)
Recorded a safety	at Liberty (11/19/2022)
Recorded a defensive TD	Fumble Return, vs. Pitt (9/30/2023)
Shut out Tech	Cincinnati (9/16/1995)
Blocked two kicks in a game	at Pitt (10/8/2022)
Scored special teams TD	vs. Maryland (12/29/2021)
Scored defensive and special teams TD	vs. Maryland (12/29/2021)

INDIVIDUAL

Rushed for 300+ yards	320, Israel Abanikanda, at Pitt (10/8/2022)
Rushed for 200-299 yards	200, Trey Benson, at Florida State (10/7/2023)
Rushed for 150-199 yards	174, Rasheen Ali, at Marshall (9/23/2023)
Rushed for 100-149 yards	143, Kyle Monangai, at Rutgers (9/16/2023)
Two players rushed for 100 yards	Garrett Shrader (174), Sean Tucker (112), vs. Syracuse (10/23/2021)
Three players rushed for 100 yards	NEVER
Had 40+ carries	40, Tobias Oliver vs. Georgia Tech (10/25/2018)
Had 35-39 carries	36, Israel Abanikanda, at Pitt (10/8/2022)
Rushed for 6 TDs	Israel Abanikanda, at Pitt (10/8/2022)
Rushed for 5 TDs	NEVER
Rushed for 4 TDs	NEVER
Rushed for 3 TDs	Kyle Monangai, at Rutgers (9/16/2023)
Rushed for 2 TDs	Trey Benson, at Florida State (10/7/2023)
Passed for 500+ yards	NEVER
Passed for 400-499 yards	405, Brennan Armstrong, at Virginia (11/27/2021)
Passed for 300-399 yards	351, Tyler Van Dyke, vs. Miami (10/15/2022)
Passed for 5 TDs	Sam Howell, vs. North Carolina (10/19/2019)
Passed for 4 TDs	N'Kosi Perry, at Miami (10/5/2019)
Passed for 3 TDs	MJ Morris, at NC State (10/27/2022)
Had 50+ pass attempts	52, Kenny Pickett, at Pitt (11/21/2020)
Had 40-49 pass attempts	46, Tyler Van Dyke, vs. Miami (10/15/2022)
Had 30-39 pass attempts	34, Hudson Card, vs. Purdue (9/9/2023)
Had 20-29 pass completions	25, Grant Wilson, vs. Old Dominion (9/2/2023)
Had 11+ receptions	12, DJ Turner, at Pitt (11/21/2020)
Had 250+ yards receiving	NEVER
Had 200-249 yards receiving	224, Cam Worthy, vs. East Carolina (9/13/2014)
Had 100+ yards receiving	103, Nate McCollum, vs. Georgia Tech (11/5/2022)
Two players 100+ yards receiving	Brevin Jordan (136) & Jeff Thomas (124), at Miami (10/5/2019)
Had 4 TD receptions	Chris Brantley, Rutgers (10/31/1992)
Had 3 TD receptions	Jonathan Duhart, at Old Dominion (9/22/2018)
Had 2 TD receptions	Johnny Wilson, at Florida State (10/7/2023)
Intercepted 3 passes	Nick Anderson, at Wake Forest (10/24/2020)
Intercepted 2 passes	Noah Taylor, at Virginia (11/29/2019)
Returned a KO for a TD	Shedro Louis, at Liberty (11/19/2022)
Returned a punt for a TD	Tarheeb Still, vs. Maryland (12/29/2021)
Returned an INT for a TD	Jacoby Spells, vs. West Virginia (9/22/2022)
Returned a fumble for a TD	Braylan Lovelace, vs. Pitt (9/30/2023)
Returned a blocked punt for a TD	T.J. Lee, East Carolina (8/30/2008)
Returned a blocked FG for a TD	NEVER
Returned a blocked PAT for 2 points	Nigel Bradham, vs. Florida State (12/04/2010)
Blocked an extra point	D'Quan Douse, vs. Georgia Tech (11/5/2022)
Blocked a FG	Nasir Adderley, vs. Delaware (9/9/2017)
Blocked a punt	Habakkuk Baldonado, at Pitt (10/8/2022)
Successful 2-point conversion	vs. Florida State (10/7/2023), Brian Courtney rush

INDIVIDUAL (cont.)

Made 6 FGs	NEVER
Made 5 FGs	Alex Henery, vs. Nebraska (9/19/2009)
Made 4 FGs	Casey Legg, vs. West Virginia (9/22/2022)
Made 3 FGs	Gavin Stewart, vs. Georgia Tech (11/5/2022)
Kicked a 60+ FG	NEVER
Kicked a 50-59 FG	52, Alex Kessman, at Pitt (11/21/2020)
Kicked two 50+ FGs	52 & 53, Alex Kessman, at Pitt (11/21/2020)
Kicked a 40-49 FG	43, Ben Freehill, vs. Purdue (9/9/2023)
Kicked a 70+ yard punt	76, Danny Longman, vs. Boston College (9/10/2022)
Kicked a 60-69 punt	61, Caleb Junko, vs. Pitt (9/30/2023)

TURNOVERS

THE LAST TIME TECH...

Lost two fumbles	at Boston College (11/5/2021)
Lost three fumbles	vs. Georgia Tech (11/5/2022)
Lost four fumbles	vs. Liberty (9/03/2016)
Lost five or more fumbles	5, vs. Tennessee (9/10/2016)
Threw three INTs	Hendon Hooker, at Wake Forest (10/24/2020)
Threw four INTs	Grant Wells, vs. Old Dominion (9/2/2022)
Threw five INTs	Maurice DeShazo, vs. Virginia (11/19/1994)
Threw six or more INTs	7, vs. Florida St. (10/10/1959)

THE LAST TIME AN OPPONENT...

Lost two fumbles	vs. Old Dominion (9/2/2023)
Lost three fumbles	vs. Boston College (10/17/2020)
Lost four fumbles	vs. Arkansas St. (8/25/2002)
Lost five or more fumbles	5, Clemson (9/14/1985)
Threw three INTs	Sam Howell, vs. North Carolina (9/3/2021)
Threw four INTs	N'Kosi Perry (1) & Jarren Williams (3), at Miami (10/5/2019)
Threw five INTs	Taylor Bennett (4) & Josh Nesbitt (1), at Georgia Tech (11/1/2007)
Threw six or more INTs	6, Mike McMahon (5) & Brendan Edmonds (1) vs. Rutgers (11/21/1998)

2023 VIRGINIA TECH FOOTBALL STATISTICS

LONGEST YARDS SINCE 1954

RUNNING PLAYS

Yds.	Player	Opponent	Date
96	qb Bob Schweickert	vs. Wake Forest	Nov. 10, 1962
89	rb Roscoe Coles	at Auburn	Oct. 4, 1975
88	fb Ken Edwards	at Florida State	Nov. 2, 1968
87	tb Kevin Jones	at Temple	Nov. 10, 2001
87	rb Steven Peoples	at Old Dominion	Sept. 22, 2018
86	tb J.C. Coleman	vs. Duke	Oct. 13, 2012
84	tb Ryan Williams	at Miami	Nov. 20, 2010
82	hb Phil Rogers	vs. VMI	Nov. 15, 1975
82	qb Michael Vick	at Boston College	Sept. 30, 2000
81	qb Al Clark	at Rutgers	Aug. 30, 1997
80	tb Kevin Jones	at Pitt	Nov. 8, 2003
77	qb Warren Price	vs. William & Mary	Sept. 16, 1961
77	tb Tommy Francisco	vs. Wake Forest	Sept. 18, 1965
77	qb David Lamie	vs. William & Mary	Oct. 8, 1977
77	tb Trey Edmunds	vs. Alabama	Aug. 31, 2013

PASS PLAYS

Yds.	Player	Opponent	Date
91	qb Steve Casey to wb Sidney Snell	vs. VMI	Nov. 17, 1979
88	qb Erik Chapman to se Donald Wayne Snell	at Richmond	Nov. 8, 1986
87	qb Bryan Randall to wr Ernest Wilford	at Syracuse	Nov. 9, 2002
85	qb Jim Druckenmiller to fl Bryan Still	at Pitt	Sept. 30, 1995
85	qb Grant Wells to wr Kaleb Smith	at NC State	Oct. 27, 2022
85	qb Logan Thomas to fl Marcus Davis	at Pitt	Sept. 15, 2012
83	qb Treg Koel to se Antonio Freeman	vs. West Virginia	Sept. 26, 1992
83	qb Logan Thomas to wr Willie Byrn	vs. North Carolina	Oct. 5, 2013
81	qb Tyrod Taylor to fl Danny Coale	vs. Nebraska	Sept. 19, 2009
80	hb Phil Rogers to wr Ricky Scales	vs. Virginia	Oct. 20, 1973
80	qb Jim Druckenmiller to fl Bryan Still	vs. Boston College	Sept. 7, 1995
80	qb Al Clark to fl Marcus Gildersleeve	at Rutgers	Aug. 30, 1997
80	qb Ju-Ju Clayton to se Marcus Davis	vs. Boston College	Oct. 10, 2009
80	qb Bryan Randall to se Josh Morgan	vs. Auburn	Jan. 3, 2005
80	qb Bryan Randall to fl Eddie Royal	at Georgia Tech	Oct. 28, 2004
78	qb Don Strock to se Jimmy Quinn	vs. Ohio	Oct. 23, 1971
78	qb Will Furrer to tb Vaughn Hebron	vs. West Virginia	Oct. 6, 1990
74	qb Rick Popp to wr Billy Hardee	vs. South Carolina	Oct. 6, 1973
74	qb David Lamie to wb Dennis Scott	vs. VMI	Nov. 18, 1978
74	qb Michael Vick to fl André Davis	at Rutgers	Oct. 9, 1999
73	qb Frank Eastman to hb Alger Pugh	at West Virginia	Nov. 14, 1959
73	qb Jim Druckenmiller to se Jermaine Holmes	at Pitt	Sept. 30, 1995

PUNT RETURNS

Yds.	Player	Opponent	Date
95	Frank Loria	vs. Miami	Nov. 4, 1967
94	Kyshoen Jarrett	at Pitt	Sept. 15, 2012
91	Greg Stroman	vs. North Carolina	Oct. 21, 2017
90	Tucker Holloway	vs. Georgia Tech	Nov. 5, 2022
87	André Davis	at East Carolina	Sept. 7, 2000
87	Greg Stroman	vs. East Carolina	Sept. 24, 2016
84	Justin Harper	vs. Kansas	Jan. 3, 2008
82	Bob Schweickert	vs. VMI	Nov. 28, 1963
82	Eddie Royal	at Clemson	Oct. 6, 2006
80	Frank Loria	vs. George Washington	Sept. 24, 1966
80	Frank Loria	vs. Florida State	Oct. 29, 1966
80	Antonio Freeman	vs. Pittsburgh	Oct. 22, 1994
80	Jayron Hosley	vs. Central Michigan	Oct. 9, 2010
77	Billy Hardee	at Virginia	Oct. 19, 1974
76	André Davis	vs. West Virginia	Oct. 12, 2000

KICKOFF RETURNS

Yds.	Player	Opponent	Date
100	Larry Fallen	at Clemson	Oct. 7, 1978
100	Victor Harris	at Clemson	Oct. 6, 2007
99	Tommy Walker	vs. VMI	Nov. 28, 1963
99	Eddie Hunter	vs. South Carolina	Oct. 11, 1986
99	Bhayshul Tuten	at Florida State	Oct. 7, 2023
98	Dyrell Roberts	vs. Alabama	Sept. 5, 2009
96	Terry Strock	vs. Virginia	Oct. 21, 1961
96	Billy Hardee	vs. South Carolina	Oct. 6, 1973
95	Dickie Longerbeam	at Richmond	Sept. 25, 1965
93	Tommy Francisco	vs. VMI	Nov. 25, 1965
93	Demetri Knowles	at North Carolina	Oct. 6, 2012

OPPONENT LONGEST PLAYS

Rush: 97 yards, rb Larry Key at Florida State, Nov. 20, 1976 & tb Qadree Ollison at Pitt, Nov. 10, 2018.

Pass: 97 yards, qb Tim Hasselbeck to wr Dedrick Dewalt vs. Boston College, Nov. 26, 1999.

Kickoff return: 100 yards, Leon Bright at Florida State, Nov. 16, 1974 & Jim Stewart vs. Tulsa, Nov. 6, 1976.

Punt return: 92 yards, Tarheeb Stewart vs. Maryland, Dec. 29, 2021.

Interception return: 99 yards, Marcus Mauney vs. West Virginia, Nov. 23, 1974.

Field goal: 56 yards, Ken Stadlin vs. Virginia, Sept. 29, 1984.

Punt: 78 yards, Mark Fazzolari at West Virginia, Nov. 6, 1999.

INTERCEPTION RETURNS

Yds.	Player	Opponent	Date
100	s Keion Carpenter	at Miami	Nov. 16, 1996
98	lb Jamel Smith	vs. Rutgers	Nov. 21, 1998
96	fs Willie Pile	at Miami	Dec. 7, 2002
95	s Kirk Alexander	vs. Cincinnati	Oct. 19, 1991
94	s Ashley Lee	vs. Vanderbilt	Nov. 12, 1983
90	lb Randy Cockrell	vs. Navy	Oct. 3, 1987
88	hb Johnny Watkins	at William & Mary	Oct. 15, 1960
88	fs Ashley Lee	vs. Vanderbilt	Nov. 12, 1983
87	lb Clarence Culpepper	vs. William & Mary	Sept. 23, 1967
85	lb Mike Johnson	vs. Appalachian State	Oct. 23, 1982
85	rov Pierson Prioleau	at Boston College	Oct. 8, 1998

FIELD GOALS c: conventional-style s: soccer style

Yds.	Player	Opponent	Date
61	c Wayne Latimer	vs. Florida State	Oct. 11, 1975
59	c Dave Strock	vs. Southern Miss	Nov. 4, 1972
56	s Paul Engle	vs. Virginia	Oct. 15, 1977
56	s Cody Journell	at Boston College	Nov. 2, 2013
55	c Jack Simcsak	vs. Kentucky	Oct. 11, 1969
55	c Dave Strock	vs. Southern Miss	Nov. 4, 1972
55	c Wayne Latimer	vs. Virginia	Oct. 20, 1973
55	s Brian Johnson	at North Carolina	Oct. 10, 2020
54	s Brian Johnson	vs. Kentucky	Dec. 31, 2019
54	s Brian Johnson	at Wake Forest	Oct. 24, 2020
54	s Brian Johnson	vs. Clemson	Dec. 5, 2020
53	s Shayne Graham	at Clemson	Sept. 12, 1998
53	c Dave Strock	vs. Oklahoma State	Oct. 14, 1972
52	s Shayne Graham	at Pitt	Oct. 30, 1999
52	s Jud Dunlevy	vs. North Carolina	Sept. 29, 2007
52	s Chris Hazley	at North Carolina	Nov. 13, 2010
52	s John Parker Romo	vs. Notre Dame	Oct. 9, 2021
51	c Wayne Latimer	at Houston	Oct. 12, 1973

PUNTS

Yds.	Player	Opponent	Date
78	Gene Fisher	at West Virginia	Oct. 28, 1967
75	Jimmy Kibble	at Pitt	Nov. 22, 1997
75	Michael Branthover	at Duke	Oct. 29, 2011
72	Oscar Bradburn	Boston College	Nov. 3, 2018
71	Bill Renner	App State	Oct. 24, 1981
70	Jack Simcsak	at Richmond	Oct. 4, 1969

MISCELLANEOUS TOUCHDOWN STATS

TOUCHDOWNS ACCOUNTED FOR IN A SEASON SINCE 1987

No.	Player	Season	Pass	Rush	Rec	Kick	Punt	Int	Fum
4	DeAngelo Hall	2003		1	1		3		1
4	Tony Kennedy	1992	1	3	1	1			
3	Bhayshul Tuten	2023		2	2	1			
3	Braxton Burmeister	2021	14	2	1				
3	Tayvion Robinson	2021	1		5		1		
3	Sam Rogers	2016	1	2	4				
3	David Wilson	2010		5	4	2			
3	Eddie Royal	2006	1		3		1		
3	André Davis	2000		1	2		3		
3	Jon Jeffries	1987	1	3		1			

TOUCHDOWNS ACCOUNTED FOR IN A GAME SINCE 1987




No.	Player	Opponent	Season	Pass	Rush	Rec	Kick	Punt	Int	Fum
6	Tommy Francisco	vs. VMI	1966			6				
6	Bryan Randall	at Syracuse	2002	5	1					
5	Kyron Drones	Pitt	2023	3	2					
5	Josh Jackson	at East Carolina	2017	5						
5	Jerod Evans	Boston College	2016	5						
5	Logan Thomas	at Georgia Tech	2011	3	2					
5	Logan Thomas	Miami	2011	3	2					
5	Bryan Randall	vs. Cal	2003	4	1					
5	Lee Suggs	at UCF	2000		5					
5	Michael Vick	at Rutgers	1999	4	1					

DIFFERENT TYPES OF TOUCHDOWNS SCORED IN A GAME SINCE 1987

Does not include only rushing & receiving

No.	Player	Opponent	Season	Rush	Rec	Kick	Punt	Int	Fum
3	André Davis	West Virginia	2000	30	64		76		
2	Bhayshul Tuten	at Florida State	2023	5		99			
2	Eric Kumah	at Florida State	2018		49		3		
2	Bucky Hodges	Virginia	2014		9		0		
2	David Wilson	Georgia Tech	2010	15		90			
2	Justin Harper	vs. Kansas	2007		20		84		
2	DeAngelo Hall	Syracuse	2003	24			58,60		
2	DeAngelo Hall	Arkansas State	2002				69	49	
2	Ricky Hall	West Virginia	1998		36		17		
2	Bryan Still	vs. Texas	1995		54		60		
2	Antonio Freeman	Pitt	1994		4		80		

GAME-BY-GAME BOX SCORES






OLD DOMINION 0-1

VIRGINIA TECH 1-0

17

36



PURDUE 1-1

VIRGINIA TECH 1-1

24

17

GAME 1	SATURDAY	SEPTEMBER 2	8 PM
BLACKSBURG, VA. -- LANE STADIUM (65,632) -- WORSHAM FIELD			

SCORING SUMMARY

TEAM	1	2	3	4	F
Old Dominion	0	10	7	0	17
Virginia Tech	2	14	14	6	36

QTR	TIME	TEAM	PLAY	ODU	VT
1st	4:07	VT	Safety	0	2
2nd	14:53	VT	J. Lane 20-yard pass from G. Wells (J. Love kick)	0	9
2nd	9:33	ODU	D. Dutton 16-yard pass from G. Wilson (E. Sanchez kick)	7	9
2nd	2:03	VT	A. Jennings 10-yard pass from G. Wells (J. Love kick)	7	16
2nd	0:00	ODU	E. Sanchez 28-yard field goal	10	16
3rd	9:59	VT	A. Jennings 6-yard pass from G. Wells (J. Love kick)	10	23
3rd	5:43	ODU	K. Wicks 5-yard pass from G. Wilson (E. Sanchez kick)	17	23
3rd	2:09	VT	G. Wells 1-yard run (J. Love kick)	17	30
4th	9:28	VT	J. Love 27-yard field goal	17	33
4th	5:38	VT	J. Love 21-yard field goal	17	36

TEAM STATISTICS

OLD DOMINION	STAT	VIRGINIA TECH
19	First Downs	18
201	Rushing Yards	109
94	Passing Yards	259
295	Total Offensive Yards	368
3	Turnovers	0
4 (36)	Penalties (Yards)	4 (39)
4 (168)	Punts (Yards)	3 (141)
26:20	Time of Possession	33:40
8-of-15	Third Downs	8-of-16
0-of-2	Fourth Downs	1-of-3
0 (0)	Sacks (Yards)	5 (17)

STATISTICAL LEADERS

OLD DOMINION	STAT	VIRGINIA TECH
Grant Wilson 19 att, 81 yds	Rushing	Bhayshul Tuten 19 att, 55 yds
Grant Wilson 13-25, 94 yds, 2 TD, INT	Passing	Grant Wells 17-29, 251 yds, 3 TD
Obie Sanni 2 rec, 18 yds	Receiving	Ali Jennings 5 rec, 72 yds, 2 TD
Keshawn Wicks 83 yds (73 rush, 10 rcv)	All-Purpose	Jaylin Laine 107 yds (69 rcv, 18 KR, 20 PR)
Terry Jones 12 tackles, 5 solo	Defense	Antwaun Powell-Ryland 6 tackles, 4 solo, 2.0 sacks, FF
Ethan Sanchez 1-1 FG (28 yds), 2-2 PAT	Kicking	John Love 2-2 FG (27, 21 yds), 4-4 PAT

GAME 2	SATURDAY	SEPTEMBER 9	NOON
BLACKSBURG, VA. -- LANE STADIUM (65,632) -- WORSHAM FIELD			

SCORING SUMMARY

TEAM	1	2	3	4	F
Purdue	7	10	0	7	24
Virginia Tech	0	17	0	0	17

QTR	TIME	TEAM	PLAY	PUR	VT
1st	11:26	PUR	D. Mockobee 15-yd rush (B. Freehill kick)	7	0
2nd	13:03	PUR	Ben Freehill 43-yd field goal	10	0
2nd	12:39	PUR	T. Tracy Jr. 21-yd rush (B. Freehill kick)	17	0
2nd	5:54	VT	B. Tuten 30-yd pass from G. Wells (J. Love kick)	17	7
2nd	2:51	VT	John Love 41-yard field goal	17	10
4th	0:10	VT	J. Lane 2-yd pass from G. Wells (J. Love kick)	17	17
4th	8:00	PUR	H. Card 2-yd rush (B. Freehill kick)	24	17

TEAM STATISTICS

PURDUE	STAT	VIRGINIA TECH
22	First Downs	18
179	Rushing Yards	11
248	Passing Yards	275
427	Total Offensive Yards	286
0	Turnovers	2
7 (47)	Penalties (Yards)	3 (25)
6 (234)	Punts (Yards)	7 (324)
38:01	Time of Possession	21:59
7-of-17	Third Downs	2-of-12
0-of-1	Fourth Downs	1-of-2
3 (33)	Sacks (Yards)	2 (16)

STATISTICAL LEADERS

PURDUE	STAT	VIRGINIA TECH
Devin Mockobee 21 att, 95 yds	Rushing	Malachi Thomas 6 att, 18 yds
Hudson Card 23-34, 248 yds, 0 TD, 0 INT	Passing	Grant Wells 16-33, 243 yds, 2 TD, 2 INT
Max Klare 8 rec, 64 yds	Receiving	Jaylin Lane 5 rec, 54 yds, 1 TD
Devin Mockobee 107 yds (95 rush, 12 rcv)	All-Purpose	Bhayshul Tuten 113 yds (4 rush, 45 rcv, 64 KOR)
Dillon Thieneman 7 tackles, 6 solo	Defense	Jalen Stroman / 14 tackles, 5 solo Keli Lawson / 14 tackles, 0.5 TFL
Ben Freehill 1-2 FG (43 yds), 3-3 PAT	Kicking	John Love 1-1 FG (41 yds), 3-3 PAT

GAME-BY-GAME BOX SCORES



VIRGINIA TECH 1-2

RUTGERS 3-0

16

35



VIRGINIA TECH 1-3

MARSHALL 3-0

17

24

GAME 3	SATURDAY	SEPTEMBER 16	3:30 PM
PISCATAWAY, N.J. -- SHI STADIUM (52,657)			

SCORING SUMMARY

TEAM	1	2	3	4	F
Virginia Tech	0	3	7	6	16
Rutgers	7	14	0	14	35

QTR	TIME	TEAM	PLAY	VT	RU
1st	14:17	RU	K. Monangai 19-yard rush (J. Patel kick)	0	7
2nd	9:29	VT	John Love 30-yard field goal	3	7
2nd	7:50	RU	G. Wimsatt 34-yard rush (J. Patel kick)	3	14
2nd	0:07	RU	C. Dremel 4-yard pass from G. Wimsatt (J. Patel kick)	3	21
3rd	3:39	VT	D. Felton 39-yard pass from K. Drones (Love kick)	10	21
4th	14:18	VT	B. Tuten 1-yard rush (K. Drones rush failed)	16	21
4th	10:41	RU	K. Monangai 55-yard rush (J. Patel kick)	16	28
4th	3:20	RU	K. Monangai 12-yard rush (J. Patel kick)	16	35

TEAM STATISTICS

VIRGINIA TECH	STAT	RUTGERS
18	First Downs	14
129	Rushing Yards	256
190	Passing Yards	46
319	Total Offensive Yards	302
2	Turnovers	0
7 (74)	Penalties (Yards)	4 (35)
5 (214)	Punts (Yards)	7 (293)
33:247	Time of Possession	26:13
5-of-15	Third Downs	6-of-13
2-of-3	Fourth Downs	0-of-0
0 (0)	Sacks (Yards)	4 (5)

STATISTICAL LEADERS

VIRGINIA TECH	STAT	RUTGERS
Kyron Drones 22 att, 74 yds	Rushing	Kyle Monangai 16 att, 143 yds
Kyron Drones 17-32, 190 yds, 1 TD, 1 INT	Passing	Gavin Wimsatt 7-16, 46 yds, 1 TD
Da'Quan Felton 6 rec, 84 yds, 1 TD	Receiving	Christian Dremel 3 rec, 34 yds, 1 TD
Da'Quan Felton 84 yds (84 receiving)	All-Purpose	Kyle Monangai 148 yds (143 rush, 5 receiving)
Keli Lawson 11 tackles, 3 solo, 1.0 TFL	Defense	Tyreem Powell 11 tackles, 4 solo, 1.0 sacks
John Love 1-2 FG (30 yds), 1-1 PAT	Kicking	Jai Patel 5-5 PAT

GAME 4	SATURDAY	SEPTEMBER 23	NOON
HUNTINGTON, W.VA. -- JOAN C. EDWARDS STADIUM (31,475)			

SCORING SUMMARY

TEAM	1	2	3	4	F
Virginia Tech	7	3	0	7	17
Marshall	0	17	7	0	24

QTR	TIME	TEAM	PLAY	VT	MRSH
1st	11:59	VT	K. Drones 31-yard rush (J. Love kick)	7	0
2nd	14:50	MRSH	D. Harris 12-yard pass from C. Fancher (R. Verhoff kick)	7	7
2nd	11:47	VT	J. Love 21-yard field goal	10	7
2nd	9:10	MRSH	R. Ali 56-yard rush (R. Verhoff kick)	10	14
2nd	2:55	MRSH	R. Verhoff 21-yard field goal	10	17
3rd	7:22	MRSH	R. Ali 1-yard rush (R. Verhoff kick)	10	24
4th	7:14	VT	K. Drones 16-yard rush (J. Love kick)	17	24

TEAM STATISTICS

VIRGINIA TECH	STAT	MARSHALL
16	First Downs	19
184	Rushing Yards	214
160	Passing Yards	166
344	Total Offensive Yards	380
1	Turnovers	2
9 (70)	Penalties (Yards)	3 (30)
7 (295)	Punts (Yards)	5 (207)
27:14	Time of Possession	32:46
2-of-13	Third Downs	5-of-14
1-of-3	Fourth Downs	0-of-0
2 (12)	Sacks (Yards)	5 (33)

STATISTICAL LEADERS

VIRGINIA TECH	STAT	RUTGERS
Bhayshul Tuten 9 att, 88 yds	Rushing	Rasheen Ali 27 att, 174 yds
Kyron Drones 19-35, 160 yds	Passing	Cam Fancher 16-27, 166 yds, 1 TD, 2 INT
Benji Gosnell 4 rec, 52 yds	Receiving	Caleb Coombs 4 rec, 41 yds
Bhayshul Tuten 133 yds (88 rush, 45 receiving)	All-Purpose	Rasheen Ali 174 yds (174 rush)
Keli Lawson 12 tackles, 5 solo, INT	Defense	Eli Neal 10 tackles, 1 solo, 1.0 sacks
John Love 1-1 FG (21 yds), 2-2 PAT	Kicking	Rece Verhoff 1-1 FG (21 yds), 3-3 PAT

GAME-BY-GAME BOX SCORES



PITT 1-4 (0-2)

VIRGINIA TECH 2-3 (1-0)

21

38



VIRGINIA TECH 2-4 (1-1)

NO. 5 FLORIDA STATE 5-0 (3-0)

17

39

GAME 5	SATURDAY	SEPTEMBER 30	8 PM
BLACKSBURG, VA. -- LANE STADIUM (65,632) -- WORSHAM FIELD			

SCORING SUMMARY

TEAM	1	2	3	4	F
Pitt	7	0	14	0	21
Virginia Tech	7	14	14	3	38

QTR	TIME	TEAM	PLAY	UP	VT
1st	10:54	VT	D. Felton 54-yard pass from K. Drones (J. Love kick)	0	7
1st	10:39	UP	B. Means 75-yard pass from P. Jurkovec (B. Sauls kick)	7	7
2nd	13:07	VT	K. Drones 2-yard rush (J. Love kick)	7	14
2nd	0:21	VT	B. Tuten 12-yard pass from Drones,Kyron (J. Love kick)	7	21
3rd	10:29	VT	K. Drones 10-yard rush (J. Love kick)	7	28
3rd	10:08	UP	C. Flemister 61-yard pass from P. Jurkovec (B. Sauls kick)	14	28
3rd	9:31	UP	B. Lovelace 4-yard fumble recovery (B. Sauls kick)	21	28
3rd	3:27	VT	J. Lane 53-yard pass from K. Drones (J. Love kick)	21	35
4th	6:06	VT	J. Love 21-yard field goal	21	38

TEAM STATISTICS

PITT	STAT	VIRGINIA TECH
9	First Downs	25
38	Rushing Yards	199
235	Passing Yards	228
273	Total Offensive Yards	427
1	Turnovers	1
9 (68)	Penalties (Yards)	10 (91)
6 (258)	Punts (Yards)	5 (202)
22:16	Time of Possession	37:44
2-of-10	Third Downs	8-of-16
0-of-1	Fourth Downs	2-of-2
2 (14)	Sacks (Yards)	4 (34)

STATISTICAL LEADERS

PITT	STAT	VIRGINIA TECH
C'Bo Flemister 10 att, 41 yds	Rushing	Bhayshul Tuten 24 att, 109 yds
Phil Jurkovec 11-22, 235 yds, 2 TD	Passing	Kyron Drones 12-19, 228 yds, 3 TD
Bub Means 1 rec, 74 yds, 1 TD	Receiving	Da'Quan Felton 4 rec, 81 yds, 1 TD
C'Bo Flemister 98 yds (57 receiving, 41 rushing)	All-Purpose	Bhayshul Tuten 146 yds (109 rush, 37 receiving)
Donovan McMillon 12 tackles, 9 solo	Defense	Alan Tisdale 8 tackles, 6 solo, 1 pass breakup
Ben Sauls 0-1 FG (51 yds), 3-3 PAT	Kicking	John Love 1-1 FG (32 yds), 5-5 PAT

GAME 6	SATURDAY	OCTOBER 7	3:30 PM
TALLAHASSEE, FLA. -- DOAK CAMPBELL STADIUM (79,560) -- BOBBY BOWDEN FIELD			

SCORING SUMMARY

TEAM	1	2	3	4	F
Virginia Tech	0	10	7	0	17
Florida State	22	0	10	7	39

QTR	TIME	TEAM	PLAY	VT	FSU
1st	9:13	FSU	J. Wilson 7-yard pass from J. Travis (B. Courtney rush)	0	8
1st	4:44	FSU	L. Toafili 28-yard rush (R. Fitzgerald kick)	0	15
1st	1:34	FSU	J. Wilson 18-yard pass from J. Travis (R. Fitzgerald kick)	0	22
2nd	9:37	VT	J. Love 29-yard field goal	3	22
2nd	0:46	VT	B. Tuten 5-yard rush (J. Love kick)	10	22
3rd	14:47	VT	B. Tuten 99-yard kickoff return (J. Love kick)	17	22
3rd	14:19	FSU	T. Benson 62-yard rush (R. Fitzgerald kick)	17	29
3rd	6:23	FSU	R. Fitzgerald 26-yard field goal	17	32
4th	8:28	FSU	T. Benson 85-yard rush (R. Fitzgerald kick)	17	39

TEAM STATISTICS

VIRGINIA TECH	STAT	FLORIDA STATE
19	First Downs	20
209	Rushing Yards	282
104	Passing Yards	170
313	Total Offensive Yards	452
1	Turnovers	0
6 (60)	Penalties (Yards)	12 (99)
6 (251)	Punts (Yards)	4 (206)
31:16	Time of Possession	28:44
2-of-13	Third Downs	5-of-12
3-of-4	Fourth Downs	1-of-1
2 (16)	Sacks (Yards)	2 (13)

STATISTICAL LEADERS

VIRGINIA TECH	STAT	FLORIDA STATE
Kyron Drones 14 att, 80 yds	Rushing	Trey Benson 11 att, 200 yds
Kyron Drones 14-27, 104 yds	Passing	Jordan Travis 18-24, 170 yds, 2 TD
Jaylin Lane 6 rec, 51 yds	Receiving	Johnny Wilson 4 rec, 54 yds, 2 TD
Bhayshul Tuten 210 yds (60 rush, 25 rec., 156 kick ret.)	All-Purpose	Trey Benson 215 yds (200 rush, 15 receiving)
Jalen Stroman 10 tackles, 2 solo	Defense	Kalen DeLoach 9 tackles, 2 solo
John Love 1-1 FG (29 yds), 2-2 PAT	Kicking	Ryan Fitzgerald 1-1 FG (26 yds), 4-4 PAT