


MEN'S BASKETBALL

2024-25




MILWAUKEE

2024-25 MILWAUKEE PANTHERS



JOHN LOVELACE JR.
JR • 6-8 • G
MILWAUKEE, WIS.



THEMUS FULKS
R-SR • 6-2 • G
WINSTON SALEM, N.C.




JAMICHAEL STILLWELL
JR • 6-8 • F
ATLANTA, GA.




KENTRELL PULLIAN
SR • 6-0 • G
BENTON HARBOR, MICH.




AJ MCKEE
R-SR • 6-2 • G
CHARLOTTE, N.C.




ESYAH PIPPA-WHITE
SO • 6-2 • G
PORTLAND, ORE.



VINKO POLOVIC
R-SO • 6-7 • F
MILWAUKEE, WIS.




ERIK PRATT
R-SR • 6-5 • G
LAKE WORTH, FLA.




LEARIC DAVIS
R-SO • 6-7 • G
MILWAUKEE, WIS.



TJ CUSCIOTTA
FR • 6-4 • G
WHITE BEAR LAKE, MINN.




SIMEON MURCHISON
SO • 6-9 • F
MILWAUKEE, WIS.



MAURICE THOMAS
R-FR • 6-0 • G
CHICAGO, ILL.



MJ STACKHOUSE
FR • 6-7 • F
ZION, ILL.




FAIZON FIELDS
SR • 6-10 • F
MEMPHIS, TENN.



AUSTIN VILLARREAL
FR • 6-1 • G
PEWAUKEE, WIS.



DANILO JOVANOVIH
JR • 6-8 • F
MILWAUKEE, WIS.



AARON FRANKLIN
R-JR • 6-5 • G
KANSAS CITY, MO.



DARIUS DUFFY
SR • 6-8 • F
MURRAY, KY.



BART LUNDY
HEAD COACH



JAKE WILLIAMS
ASSOCIATE HEAD COACH
RECRUITING COORDINATOR



BEN WALKER
ASSOCIATE HEAD COACH



JOSE WINSTON
ASSOCIATE COACH



MIKE WINANS
ASSISTANT COACH
GENERAL MANAGER



MICHAEL COOPER
ASSISTANT COACH
DIRECTOR OF PLAYER
DEVELOPMENT

Contractors Building for the Future of Wisconsin at Milwaukee



Waterproofing, Roofing, and Sheet Metal Contractors

Ph 262-644-5297
Fx 262-644-5258
admin@his-llc.com

5700 County Hwy K. Hartford, WI 53027
Waterproofing, Roofing and Sheet Metal Contractors
Commercial • Industrial
Repairs of all Types



Ted Huven
Service Manager
Nations Roof
901 Sentry Drive
Waukesha, WI 53186
262-542-0002 Phone
262-542-0003 Fax
262-613-5618 Mobile
thuven@NationsRoof.com

NATIONS ROOF
CORE VALUES:

DO THE RIGHT THING
HONEST & ETHICAL
HUMBLY CONFIDENT
ACCOUNTABLE
TEAM PLAYER

WWW.NATIONSROOF.COM

INTEGRITY ENVIRONMENTAL SERVICES, INC.

Office: 262-798-1453

Fax: 262-798-1497

*"Solving all of your lead, asbestos, abrasive blasting,
demolition and mold issues."*



Quality | Integrity | Experience

www.staffelectric.com

- ⚡ Electrical Contractors
- 🔧 Technology Solutions
- 🏗️ Design/Build Specialists



📍 2738 Progress Road
Madison, WI 53716

🌐 proaxisllc.com
☎️ (608) 279-7699



Native American Owned & Operated

Hard Rock

Sawing & Drilling Specialists Co.

Concrete • Asphalt • Masonry

Elkhorn	Keshena
262-723-3333	715-799-3823
Eau Claire	Illinois
715-831-7855	847-838-5931
Madison	Dubuque
608-250-5005	563-556-1713

hardrock@genevaonline.com • info@hardrocksawing.com



www.cintas.com | 262-781-9665



- HVAC
- Plumbing
- Fire Protection
- Temperature Controls
- Indoor Air Quality
- Design Build
- New Construction & Retrofits
- LEED Accredited
- Preventative Maintenance

Choose Smart.
Choose Mared Mechanical.

24 HOUR SERVICE

PHONE (414) 536-0411 | FAX (414) 536-0534

W128 N8600 OLD ORCHARD RD., MENOMONEE FALLS, WI 53051



Keeping lives and property safe.

**Full-Service Fire Protection
Contractor**

www.blairfireprotection.com (414) 460-4006
Located in Milwaukee, WI and Neenah, WI



HOOD CLEANING INC

HOOD CLEANING

FAN REPAIR

FILTER SERVICE

262-798-0444 | info@hoodcleaninginc.com | 21850 Watertown Rd, Waukesha, WI 53186



DATA FINANCIAL, INC.

1100 Glen Oaks Lane, Mequon, WI 53092 • (262) 243-5511 • www.datafinancial.com



262.439.8419 | info@pentagonpropertyservices.com | www.pentagonpropertyservices.com



262-938-6827

Leave the Ordinary Behind

FOR THE 
MKE

Table of Contents

TV/Radio Roster	IFC
Table of Contents/Quick Facts	1
2024-25 Rosters	2
2024-25 Schedule	3

Coaching Staff

Bart Lundy	4-5
Jake Williams	6
Ben Walker	6
Jose Winston	7
Michael Cooper	7
Mike Winans	7
Will Glisky	7
Support Staff	8

Media Information

Milwaukee Athletic Communications	9
---	---

Panther Profiles

Kentrell Pullian	10
Vinko Polovic	11
Erik Pratt	12
Learic Davis	13
Simeon Murchison	14
Faizon Fields	15
Aaron Franklin	16
Darius Duffy	17
John Lovelace Jr.	18
Themus Fulks	19
Jamichael Stillwell	20
AJ McKee	21
Esyah Pippa-White	22
Danilo Jovanovich	23
TJ Cusciotta	24
Maurice Thomas	25
MJ Stackhouse	26
Austin Villarreal	26

2023-24 in Review

Team Statistics	27
Schedule/Results	28
Horizon League in Review	29
Points-Rebounds-Assists	30-31
Individual Highs and Lows	30-31
Team Highs and Lows	32
Miscellaneous Statistics	33

History

Men's Basketball History	34-36
All-Time Letterwinners	37-39
Panther Hall of Famers	40-43
Postseason Tournament Teams	44-56
NCAA Tournament Records	57
Tournament Championship Teams	58-59
League Tournament Records	60-61

Records

Yearly Win-Loss Records	82
Annual Team Leaders	63
1,000-Point Club/500-Rebound Club	64
Pre-Division I Records	64-65
Team Single-Game Records	66-67
Individual Game Records	68
Scoring Records	69
Triple-Doubles/Double-Doubles	70
Team Single-Season Records	71
Individual Single-Season Records	72
Career Records	73
Opponent Team Records	74-75
Opponent Individual Records	75
All-Time Series Records	76-77
All-Time NCAA Division I Series Records	78
NCAA Division I Series Histories	79-88
Game-by-Game Results	89-109
All-Time Postseason Award Winners	110
NBA Draft Picks	110
UW-Milwaukee Panther Arena	111-112

Follow The Panthers All Season Long

Official Website: mkepanthers.com
 Radio: 101.7 FM The Truth/Varsity Network/Black & Gold Network
 Web Stream: ESPN+
 Facebook: facebook.com/MilwaukeePanthers
 YouTube/Black & Gold Network: youtube.com/milwaukeepanthers

X (Twitter): Department: @MKEPanthers
 Team: @MKE_MBB
 Head coach Bart Lundy: @CoachBartLundy
 Assistant A.D. for Athletic Communications Chris Zills: @sidzills

The 2024-25 Men's Basketball Media Guide was written and edited by Chris Zills with editorial assistance provided by Sean Engel and Chip Kindt. Photographs courtesy of Len Cederholm, Rachel Klemp, and UWM Visual Imaging. Printing by UWM UITS Copy Center.

Quick Facts

General Information

School University of Wisconsin-Milwaukee
 City/Zip Milwaukee, Wis. 53211
 Founded 1885
 Enrollment 21,027
 Nickname Panthers
 Colors Black and Gold
 Arena UW-Milwaukee Panther Arena
 Capacity 10,783
 Conference Horizon League
 Chancellor Mark Mone
 Director of Athletics Amanda Braun
 Associate AD/SWA Kathy Litzau
 Athletics Phone 414-229-5151
 Ticket Manager Joe Lanser
 Ticket Office Phone 414-229-5886

Coaching Staff

Head Coach Bart Lundy
 Alma Mater/Year Winthrop, 1993
 Record at Milwaukee 42-27/Third Season
 Career Record 471-218/23rd Season
 Associate HC/Recruiting Coordinator Jake Williams
 Associate Head Coach Ben Walker
 Associate Coach Jose Winston
 Assistant Coach/GM Mike Winans
 AC/Director of Player Development .. Michael Cooper
 Video Coordinator Will Glisky
 Graduate Assistant Cooper Janicki
 Athletic Trainer Aaron Clifton

Team Information

2023-24 Overall Record 20-15
 Home/Away/Neutral 12-4/6-9/2-2
 League Record 12-8
 League Finish 6th
 League Tournament Finish 3-1
 Starters Returning/Lost 3/2
 Letterwinners Returning/Lost 8/7
 Newcomers 8

History

First Year of Basketball 1896
 First Year in Division I 1990-91
 All-Time Record 1,438-1,368-1 (.512)
 NCAA Appearances/Last 4/2014
 Last NCAA Appearance Villanova/L, 53-73
 NIT Appearances/Last 2/2011
 Last NIT Appearance Northwestern/L, 70-61
 CBI Appearances 2/2023
 Last CBI Appearance Stetson/W, 87-83 OT
 Charlotte/L, 76-65

Media Relations

Asst. AD for Communications/MBB Contact
 Chris Zills
 Cell Phone 414-750-2090
 E-mail czills@uwm.edu
 Director of Athletic Communications Sean Engel
 Director of Content Creation and Strategy
 Rachel Klemp
 Coordinator - Video Production .. Andrew Levesque
 Communications Assistant Chip Kindt
 SID Fax 414-229-5749
 Press Row Phone 414-229-6276

2024-25 Milwaukee Numerical Roster

#	Name	Pos.	Hgt.	Wgt.	Year	Hometown/High School/Last School	Major
00	John Lovelace Jr.	G	6-8	210	Jr.	Milwaukee, Wis. / Brown Deer / Youngstown State	Undecided
1	Themus Fulks	G	6-2	185	R-Sr.	Winston Salem, N.C. / Moravian Prep / La. Lafayette	MBA
3	Jamichael Stillwell	F	6-8	225	Jr.	Atlanta, Ga. / Elevation Prep / Butler CC	Health Sciences
4	Kentrell Pullian	G	6-0	182	Sr.	Benton Harbor, Mich. / Benton Harbor / Eastern New Mexico	Biomedical/Health Sciences
5	AJ McKee	G	6-2	205	R-Sr.	Charlotte, N.C. / Independence / Queens (N.C.)	Communications
6	Esyah Pippa-White	G	6-2	180	So.	Portland, Ore. / Gresham / Odessa College	Business
7	Vinko Polovic	F	6-7	205	R-So.	Milwaukee, Wis. / Franklin / Bosco Institute	Business
8	Erik Pratt	G	6-5	185	R-Sr.	Lake Worth, Fla. / Park Vista / Texas A&M	Sports Management
11	Learic Davis	G	6-7	190	R-So.	Milwaukee, Wis. / Bradley Tech / Tennessee State	Undecided
13	TJ Cusciotta	G	6-4	198	Fr.	White Bear Lake, Minn. / White Bear Lake	Business / Pre-Law
15	Simeon Murchison	F	6-9	221	So.	Milwaukee, Wis. / Milwaukee Hamilton	Communications
20	Maurice Thomas	G	6-0	175	R-Fr.	Chicago, Ill. / DePaul College Prep	Business
21	MJ Stackhouse	F	6-7	230	Fr.	Zion, Ill. / Kenosha Indian Trail	Finance
22	Faizon Fields	F	6-10	220	Sr.	Memphis, Tenn. / Houston / Old Dominion	Business
23	Austin Villarreal	G	6-1	175	Fr.	Pewaukee, Wis. / Arrowhead	Communications
24	Danilo Jovanovich	F	6-8	216	Jr.	Milwaukee, Wis. / Whitnall / Louisville	Health Sciences
25	Aaron Franklin	G	6-5	210	R-Jr.	Kansas City, Mo. / Raytown / Hutchinson CC	Mechanical Engineering
34	Darius Duffy	F	6-8	225	Sr.	Murray, Ky. / Murray / Ranger	Business Finance

2024-25 Milwaukee Alphabetical Roster

#	Name	Pos.	Hgt.	Wgt.	Year	Hometown/High School/Last School	Major
13	TJ Cusciotta	G	6-4	198	Fr.	White Bear Lake, Minn. / White Bear Lake	Business / Pre-Law
11	Learic Davis	G	6-7	190	R-So.	Milwaukee, Wis. / Bradley Tech / Tennessee State	Undecided
34	Darius Duffy	F	6-8	225	Sr.	Murray, Ky. / Murray / Ranger	Business Finance
22	Faizon Fields	F	6-10	220	Sr.	Memphis, Tenn. / Houston / Old Dominion	Business
25	Aaron Franklin	G	6-5	210	R-Jr.	Kansas City, Mo. / Raytown / Hutchinson CC	Mechanical Engineering
1	Themus Fulks	G	6-2	185	R-Sr.	Winston Salem, N.C. / Moravian Prep / La. Lafayette	MBA
24	Danilo Jovanovich	F	6-8	216	Jr.	Milwaukee, Wis. / Whitnall / Louisville	Health Sciences
00	John Lovelace Jr.	G	6-8	210	Jr.	Milwaukee, Wis. / Brown Deer / Youngstown State	Undecided
5	AJ McKee	G	6-2	205	R-Sr.	Charlotte, N.C. / Independence / Queens (N.C.)	Communications
15	Simeon Murchison	F	6-9	221	So.	Milwaukee, Wis. / Milwaukee Hamilton	Communications
6	Esyah Pippa-White	G	6-2	180	So.	Portland, Ore. / Gresham / Odessa College	Business
7	Vinko Polovic	F	6-7	205	R-So.	Milwaukee, Wis. / Franklin / Bosco Institute	Business
8	Erik Pratt	G	6-5	185	R-Sr.	Lake Worth, Fla. / Park Vista / Texas A&M	Sports Management
4	Kentrell Pullian	G	6-0	182	Sr.	Benton Harbor, Mich. / Benton Harbor / Eastern New Mexico	Biomedical/Health Sciences
21	MJ Stackhouse	F	6-7	230	Fr.	Zion, Ill. / Kenosha Indian Trail	Finance
3	Jamichael Stillwell	F	6-8	225	Jr.	Atlanta, Ga. / Elevation Prep / Butler CC	Health Sciences
20	Maurice Thomas	G	6-0	175	R-Fr.	Chicago, Ill. / DePaul College Prep	Business
23	Austin Villarreal	G	6-1	175	Fr.	Pewaukee, Wis. / Arrowhead	Communications

Bart Lundy	Head Coach
Jake Williams	Associate Head Coach/Recruiting Coordinator
Ben Walker	Associate Head Coach
Jose Winston	Associate Coach
Michael Cooper	Assistant Coach/Director of Player Development
Mike Winans	Assistant Coach/General Manager
Will Glisky	Video Coordinator
Cooper Janicki	Graduate Assistant
Aaron Clifton	Assistant Athletic Trainer

Pronunciation Guide

TJ Cusciotta ... CUSS-ee-ah-tah

Faizon Fields ... FAY-zon

Simeon Murchison ... MERCH-ih-son

Vinko Polovic ... Po-LOW-veech

Learic Davis ... LEAR-ick

Danilo Jovanovich ... Dah-NIL-oh Yo-VAHN-ah-vich

Esyah Pippa-White ... Ee-CY-ah

Austin Villarreal ... VILL-ah-reel

2024-25 Men's Basketball Schedule

Date	Opponent	Location	Time
11/4/24	Lakeland #	Klotsche Center	6:00 PM
11/7/24	at Northern Iowa	Cedar Falls, Iowa	7:00 PM
11/13/24	at Longwood	Farmville, Va.	6:00 PM
11/19/24	at Duquesne	Pittsburgh, Pa.	6:00 PM
<u>Cream City Challenge presented by Cream City Mortgage (Nov. 22-24, 2024)</u>			
11/22/24	Portland State	UWM Panther Arena	7:00 PM
11/23/24	Wofford	UWM Panther Arena	3:00 PM
11/24/24	St. Thomas	UWM Panther Arena	1:30 PM
11/27/24	at Central Florida	Orlando, Fla.	6:00 PM
11/30/24	at Southern Mississippi	Hattiesburg, Miss.	1:00 PM
12/5/24	Cleveland State*	UWM Panther Arena	7:00 PM
12/11/24	at Green Bay*	Green Bay, Wis.	6:00 PM
12/15/25	vs. Akron (MKE Tip-Off)	Milwaukee, Wis. (Fiserv Forum)	12:00 PM
12/22/24	North Central (Ill.) #	Klotsche Center	2:00 PM
12/29/24	IU Indianapolis* #	Klotsche Center	2:00 PM
1/2	at Oakland*	Rochester, Mich.	6:00 PM
1/4	at Detroit Mercy*	Detroit, Mich.	12:00 PM
1/8	at Purdue Fort Wayne*	Fort Wayne, Ind.	6:00 PM
1/11	Green Bay*	UWM Panther Arena	3:00 PM
1/17	Youngstown State*	UWM Panther Arena	7:00 PM
1/19	Robert Morris*	UWM Panther Arena	2:00 PM
1/22	at Wright State*	Dayton, Ohio	6:00 PM
1/24	at Northern Kentucky*	Highland Heights, Ky.	6:00 PM
2/2	Purdue Fort Wayne*	UWM Panther Arena	2:00 PM
2/5	at IU Indianapolis*	Indianapolis, Ind.	5:30 PM
2/8	at Cleveland State*	Cleveland, Ohio	2:00 PM
2/14	Wright State*	UWM Panther Arena	7:00 PM
2/16	Northern Kentucky*	UWM Panther Arena	2:00 PM
2/21	at Youngstown State*	Youngstown, Ohio	5:30 PM
2/23	at Robert Morris*	Moon Township, Pa.	1:00 PM
2/27	Oakland	UWM Panther Arena	7:00 PM
3/1/24	Detroit Mercy*	UWM Panther Arena	3:00 PM
<u>2025 Horizon League Men's Basketball Championship</u>			
3/4/25	First Round	Campus sites (highest seed hosts)	TBA
3/6/25	Quarterfinals	Campus sites (highest seed hosts)	TBA
3/10/25	Semifinals	Indianapolis, Ind.	6 PM/8:30 PM
3/11/25	Championship	Indianapolis, Ind.	6 PM

*Horizon League Games

Home Games in **BOLD** | Times Subject to Change | # Klotsche Center Game



Bart Lundy

Head Coach • Third Season • Winthrop, 1993



Bart Lundy has set the bar high in his first two seasons with the Panthers, bringing a much-needed resurgence and energy back to the program. He has led the team to back-to-back 20-win seasons for the first time since 2004-05 and 2005-06, becoming the first head coach to record 20+ victories in his first two years on the bench in two decades.

His first campaign resulted in MKE's first 20-win season in seven years, the first postseason appearance in nine years, and the first postseason victory for a Milwaukee squad in 17 years after it knocked off Stetson in the first round of the CBI.

Lundy led the way as the team rewrote the record book, setting new program records in total points (2,659), blocks (186, which also was fourth in the NCAA), field goals made (944), field goals attempted (2,062), total rebounds (1,330), and rebound average (39.1, good for 15th in the NCAA), while leading the Horizon League in with a .408 field-goal defense that finished as the second-lowest in school history.

He directed his team to a 12-win improvement over the prior year, finishing as the 10th most-improved team in the NCAA (22 wins up from 10 in 2021-22). The team went 22-12 overall, the most overall victories since the 2004-05 campaign. Lundy led the team to a 14-6 mark in league play, placing second for its best league finish since a regular-season title in 2010-11. The Panthers also finished an impressive 15-3 in home games, tying the program mark for most victories on their home court set back in 2004-05. Lundy's 22 victories also tied for the most in program history for a first-year head coach.

This past winter, the team was at it again, riding a late-season surge to a memorable postseason run that came up just one game short of the NCAA Tournament after falling in the championship game.

At 20-15 overall, it marked the 12th 20-win season in program history. The team battled all season despite numerous injuries to starters and bench players alike, producing six different victories in which they dug out of double-digit deficits to claim wins. The Panthers went 9-2 at home against league opponents, the second straight season with the same mark (18-4 in two years). Milwaukee again added more entries to the record book, establishing new marks in total points (2,782), field goals made (980), field goals at-

tempted (2,198), three-point field goals attempted (861), total rebounds (1,364), and offensive rebounds (473), while adding runner-up entries in rebound average (39.0 rpg) and blocked shots (155). Plus, the offense finished with a scoring average of 79.5 points per game – the highest for a Milwaukee team since 1992-93.

Lundy was named the head coach of the Milwaukee men's basketball team on March 19, 2022, becoming the eighth head coach since Milwaukee's 1990 move to NCAA Division I.

Lundy arrived following a very successful nine-year run at Queens University in Charlotte, North Carolina, posting a 30-4 record during the 2021-22 campaign. He took his program to the NCAA Division II Tournament for the seventh year in a row his final season, advancing all the way to the Southeast Regional Championship game.

His team reached No. 4 in the national poll in 2021-22 to mark the seventh straight year Queens finished ranked in the Top 25 of the NABC national poll as well as make an appearance in the Top 10 over the course of the campaign. In fact, his teams had been ranked in the Top 25 in 111 of the last 112 polls dating back to November of 2015.

"Coach Lundy is deeply committed to the success of student-athletes, both on and off the

court," said UWM Chancellor Mark Mone said at the time of his hiring. "And he has a remarkable track record as a mentor and head coach. We look forward to some great basketball seasons ahead."

"Today is an exciting day as we get set to welcome Coach Lundy and his family to Milwaukee," Director of Athletics Amanda Braun said at the time. "We want our program to be led by an experienced head coach who is a proven winner, recruits high-level student-athletes of good character, and is highly regarded by his peers. Bart Lundy exemplifies all of these qualities and more."

Lundy's resume is especially impressive over his last six seasons at Queens, posting 30-plus victories in four of them while registering a 163-30 mark (.845 winning percentage) in that stretch. His run of three consecutive seasons of 30-or-more victories from 2016 to 2019 (32/30/31) was matched only by Gonzaga across all NCAA levels in that timeframe. His team compiled a 17-game winning streak – which was snapped in a last-second loss to No. 1 Augusta to close out the 2022 NCAA Tournament run – marking the eighth straight winter his teams have gone on winning streaks of at least eight games in a row.

The Royals reached the NCAA Division II Final Four in 2017-18 and the Elite Eight again in 2018-



Year No. 3 of the Bart Lundy Era



19, as well as advancing to the Sweet 16 on two occasions (2017/2022). Lundy had his team as the top seed in the tournament in 2017 and 2019 and the No. 2 seed in 2019, 2020, and 2022. His overall record in the NCAA Tournament is an impressive 13-6.

Lundy is the winningest coach in Queens basketball history, posting a record of 333-103 (.764 win pct.) and a career coaching record of 429-190 (.693) in his 20 seasons as a head coach in NCAA Division I and Division II. In 2018-19, Lundy was named South Atlantic Conference Coach of the Year and Southeast Region Coach of the Year (NABC) after leading the team to a 31-5 record. Queens won the SAC regular-season championship and repeated as Southeast Regional champions to advance to the Elite Eight of the NCAA Tournament for the fourth time in program history. That also marked a third consecutive season of 30-or-more wins and he has now finished first or second in eight straight regular seasons of South Atlantic Conference play. In the classroom, he has graduated every player to exhaust their eligibility since 2016 and seen his program post a team GPA over 3.0 each of the past four years.

Lundy returned to Queens after a one-year stint as an assistant at the University of North Texas (2012-13). Prior to North Texas, Lundy was on the staff at Marquette University where he assisted head coach Buzz Williams for three years (2009-2012). In that time, Marquette made three consecutive NCAA Tournament appearances and two-straight Sweet 16 appearances with a roster that featured eight future NBA players including Jimmy Butler and Jae Crowder.

In his time leading the Royals, Lundy has guided Queens to all four of its Elite Eight appearances, nine NCAA Tournament berths, six conference regular-season titles, and three conference tournament titles. Lundy was recognized as the Conference Carolinas Coach of the Year in 2000-2001, Southeast Region Coach of the Year in 2003, and has coached one National Player of the Year, four conference players of the year, 25 first-team all-conference selections, 11 second-team honorees, six all-freshman selections, and all seven All-Americans in program history. Under Lundy's direction, Queens spent 65 consecutive weeks ranked in the coaches' poll (1,498 days from Nov. 2015 to December 2019) for the longest such streak in program history.

Lundy has also done an impressive job developing players, with 24 former Queens players having played professionally over his final nine seasons, highlighted by four NBA G-League players as well as Todd Withers, who signed a contract with the Detroit Pistons in the National Basketball Association following the NBA Summer League slate in 2019.

Lundy is married to wife Suzanne, and has five children: Grace, Ian, Kellen, Alec, and Liam.

** WHAT THEY HAD TO SAY ABOUT BART LUNDY **

Jay Bilas, ESPN:

"Bart Lundy is a truly outstanding basketball coach, but he's so much more. His approach to building and sustaining a winning program is next level. Bart has high standards for everything within his program, and he works with his players to meet or exceed those standards together. Bart is a 'servant leader,' while at the same time being a tremendous competitor. That's a great combo."

Buzz Williams, Texas A&M head coach:


"Regardless of title or level, the impact Coach Lundy has had at each stop of his career is undeniable! UWM hired an elite coach who will have a distinct & exciting style of play, but more importantly, they have hired a forward-thinking leader who will help guide their program in a way that everyone will be proud of on & off the floor!"

Paul Biancardi, ESPN's National Director of Recruiting:

"Bart Lundy is a high-level basketball coach, teacher of the game and person. He will bring a hungry desire along with perspective on how a program is built. Bart knows what success looks like and how it is accomplished. In the near future, the program will experience winning under coach Lundy. This is one the best hires of the off-season!"

Lundy Career Coaching Record				
Year	School	Overall	League	Note
1998-99	Queens	25-9	14-4 (T1)	NCAA
99-2000	Queens	16-12	11-7 (T3)	
2000-01	Queens	26-6	19-3 (1)	NCAA E8
2001-02	Queens	19-10	15-5 (3)	
2002-03	Queens	29-4	18-2 (1)	NCAA FF
2003-04	High Point	19-11	10-6 (T3)	
2004-05	High Point	13-18	7-9 (T4)	
2005-06	High Point	16-13	8-8 (5)	
2006-07	High Point	22-10	11-3 (2)	
2007-08	High Point	17-14	8-6 (3)	
2008-09	High Point	9-21	4-14 (T9)	
2013-14	Queens	14-13	12-10 (6)	
2014-15	Queens	16-13	13-9 (T2)	
2015-16	Queens	25-7	17-5 (2)	NCAA
2016-17	Queens	30-4	19-3 (1)	NCAA 16
2017-18	Queens	32-4	18-2 (2)	NCAA FF
2018-19	Queens	31-5	19-1 (1)	NCAA E8
2019-20	Queens	24-7	17-5 (2)	
2020-21	Queens	16-6	13-3 (2)	NCAA
2021-22	Queens	30-4	21-3 (1)	NCAA 16
2022-23	Milwaukee	22-12	14-6 (T2)	
2023-24	Milwaukee	20-15	12-8 (T5)	
Totals (22 years)		471-218	(.684)	

Note: All seasons at Queens were at the NCAA Division II level.



Jake Williams joined the Milwaukee men's basketball program as an assistant coach in April of 2022. He was elevated to Associate Head Coach/Recruiting Coordinator in July of 2024.

Williams arrived in Milwaukee following a successful two-year run as the head coach at Dodge City Community College in Dodge City, Kansas.

"Jake has taken two different programs to the national tournament," head coach Bart

Lundy said at the time. "I got to know Jake when he was at USC Salkehatchie. He took a really tough job at Salkehatchie and made them a national contender and then did the same thing at Dodge City. I love his toughness and grit, and he has a lot of the attributes I really admire in a coach ... he will be great for our players."

In his final season, he led the Conquistadors to an impressive 30-5 overall record, which included a 21-3 ledger in Kansas Jayhawk Community College Conference play. The historic season for the program came to a close in the Elite Eight of the NJCAA Division I National Tournament, capping a list of accomplishments for the team.

Williams led the squad to its first KJCCC title since 2007, its first Region VI crown since 1982, and the first trip to the National Tournament since 1974, while also establishing a school record for victories in a single season with 30.

Before his time in Kansas, Williams spent three seasons as the head coach at the University of South Carolina Salkehatchie, compiling a 68-24 record. His run there included consecutive 20-win seasons for the first time in program history, highlighted by a 27-4 mark in 2019-20. His players were honored with back-to-back-to-back Region 10 Player of the Year and All-American Selections, and his teams made trips to the Region 10 Championship in each of the three seasons as well.

That 2019-20 campaign included a Region 10 regular-season championship as well as a District 10 Tournament crown. USC Salk won its first ever Region and District Championship and had received the No. 7 overall bid and a first-round bye into the Sweet 16 before COVID-19 led to cancellation of the event.

His overall career record as a head coach stands at 112-38, a .746 winning percentage. He has helped 26 players move on to the NCAA Division I level over the past five seasons and recruited and coached six NJCAA All-Americans.

Prior to USC Salk, Williams served as an assistant coach at Northwest Florida State. In his two years in Destin, Florida, he helped 10 student-athletes graduate and move on to Division I programs.

Williams graduated from Middle Tennessee State where he majored in Health Education and Sport Management, and is a native of Ashland City, Tennessee. He and wife Justine were married in 2021.

Jake Williams

**Associate Head Coach/Recruiting Coordinator
Third Season, Middle Tennessee State, 2014**



Ben Walker was hired as an assistant coach for the Milwaukee men's basketball team in August of 2022. He was elevated to Associate Head Coach in July of 2024.

Walker most recently was at Tennessee State, serving as an assistant coach from 2018-2022. The veteran coach, who is originally from the Milwaukee area, brings over 20 years of experience at the NCAA Division I and junior college levels to the Panther bench.

Prior to his time with the Tigers, Walker spent two seasons at South Dakota State, helping guide the Jackrabbits to back-to-back Summit League Tournament Championships. In addition to making two NCAA Tournament appearances, SDSU also claimed the 2017-18 Summit League regular-season championship.

The program went 46-24 overall and Walker worked closely with the development of two-time Summit League Player of the Year and Associated Press All-American Mike Daum.

Prior to his time at South Dakota State, Walker served as an assistant coach at Jackson State during the 2015-16 season, seeing the Tigers go 20-16 and qualify for the CollegeInsider.com Postseason Tournament.

His junior college stops included a pair of successful programs, winning conference titles and making national tournament appearances at both Des Moines Area Community College in Iowa and Butler Community College in Kansas.

A 2001 graduate and standout player at Creighton (1997-01), he helped the Bluejays to an overall mark of 87-37 in his time on the court, advancing to the postseason every year. A four-year starter, he played in 124 career games, finishing his career in the top 10 in Creighton history for steals and rebounds. Walker earned Missouri Valley All-Defensive Team honors and helped the Bluejays reach the National Invitation Tournament (NIT) and three straight NCAA Tournaments and was inducted into the Creighton University Athletic Hall of Fame in 2010.

His professional career included overseas stops in Qatar, Latvia, Australia and Norway. In Latvia, he was an All-Star selection and Most Valuable Player in 2005. Walker also suited up for the Sioux Falls Skyforce and Gary Steelheads of the Continental Basketball Association (CBA) and had tryouts with the Milwaukee Bucks and Indiana Pacers of the National Basketball Association (NBA).

Walker and his wife Jana have one daughter, London, and sons Ben Jr. and Kobe.

Ben Walker

**Associate Head Coach, Third Season
Creighton, 2001**



Jose Winston was named an assistant coach for the Milwaukee men's basketball program in May of 2022. He was promoted to Associate Coach in July of 2024.

Winston most recently made his mark in the local high school coaching scene, but also played a role in Panther basketball of the past. Fans will remember Winston, who played for Milwaukee his final year in college and was part of the 2002-2003 team that helped the school claim its first NCAA Tournament berth.

Winston has most recently been the boys basketball head coach at Brown Deer High School, a position he has held since July of 2019. He has also served as the player development coach with Nike Phenom University since March of 2018.

Prior to that, he made his name at Kenosha St. Joseph High School, where he revived a program that had won 12 games in the three seasons before his arrival. He won 95 contests in eight seasons and helped the Lancers finish among the top four of the Metro Classic on five different occasions. That tenure was highlighted by the 2012-13 team that went 18-7 and won a regional title in Division 4.

Winston is also well-known for his basketball playing ability in the Milwaukee area, having been named Wisconsin's "Mr. Basketball" in his playing days back at Milwaukee Vincent High School. He led Vincent to three consecutive state titles (1996/1997/1998), going an amazing 92-11 in that span. Ranked as the fourth-best point guard and 42nd-best player in the country, Winston spent his first three seasons at Colorado. A three-year starter with the Buffaloes, he played in 95 straight games and set a new CU single-season assist record with 194 in 2000-2001. In three years, he scored 285 points and recorded 440 assists and 179 steals.

He capped his collegiate career by returning home to play for the Panthers and head coach Bruce Pearl in 2002-03. Winston helped the Panthers to a 24-8 overall record that season and the program's first-ever appearance in the NCAA Tournament.

Jose Winston

**Associate Coach, Third Season
Milwaukee, 2003**



Will Glisky enters his first year with the Milwaukee men's basketball team in 2024-25. His duties will include video operations and scouting and analytics, as well as digital recruiting among his other responsibilities.

Prior to arriving at Milwaukee, Glisky was an assistant coach at Minnesota State University Moorhead for two seasons. During his time on staff, the Dragons posted an imposing 50-13 record - including a conference tournament championship in 23-24 and back-to-back NCAA Division II National Tournament appearances. Glisky spent the 2021-22 season as an assistant coach for the men's basketball team at Presentation College. Before that, he was a student manager at South Dakota State University for three seasons for the men's basketball team. During his time there, SDSU posted an impressive 62-26 record.

Glisky graduated with a bachelor's degree in economics with an emphasis in business and marketing from South Dakota State University. He completed his Master's Degree in Sports Administration from South Dakota State University in May of 2022.

Will Glisky
Video Coordinator, First Season



Mike Winans was named to the position of Director of Basketball Operations heading into the 2021-22 school year. He was promoted to the role of Assistant Coach/General Manager for the Panthers in July of 2024.

Winans came to the Panthers from Harvard and works directly with head coach Bart Lundy on coordinating team travel, budget, practices and other program functions.


Winans spent the prior four seasons as a member of Tommy Amaker's staff at Harvard, helping the Crimson claim Ivy League championships in two of his last three competition seasons. He was responsible for video coordination and assisting in basketball operations for the team.

A 2011 graduate of North Central College in Naperville, Ill., with a degree in Marketing, Winans played basketball for four seasons, serving as a team captain as a senior while also winning the College Conference of Illinois and Wisconsin (CCIW) championship in 2011. He was also a two-time all-academic honoree.

Winans grew up in Mount Prospect, Ill., and is married to Dr. Alina Winans.

Mike Winans

Assistant Coach/General Manager, Fourth Season



Michael Cooper joined the Milwaukee men's basketball program as the Director of Player Development in May of 2022. He was elevated to the position of Assistant Coach/Director of Player Development in July of 2024. Cooper spent the prior two years as an assistant on head coach Bart Lundy's coaching staff at Queens University of Charlotte, helping the Royals to an outstanding two-year stretch.

The program went 46-10 in those two years, capped by the 2021-22 campaign in which Queens posted a 30-4 record and advanced all the way to the Southeast Regional Championship game. This winter, the team reached as high as No. 4 in the national poll and finished ranked in the Top 25 of the NABC national poll.

Cooper arrived at Queens in October 2020, following two seasons as a graduate assistant coach at Southern Arkansas University. In two years on the staff at Southern Arkansas, the Mulerider's were 32-26 and appeared in the Great American Conference Championships in back-to-back seasons.

Cooper, a native of Monticello, Minnesota, spent four years as a student assistant at Division II Northern State of the Northern Sun Intercollegiate Conference (NSIC) prior to joining the staff at SAU. While assisting the Wolves men's basketball program, Cooper directly helped the staff in scouting reports, individual workouts, NCAA Recruiting, digital media and game video, and day-to-day practice and game responsibilities.

Cooper graduated Northern State in the fall of 2018 with a Bachelor of Science in Biology along with an associate degree in Biotechnology. He earned a Master's degree in Kinesiology from SAU in May 2020.

Michael Cooper

Assistant Coach/Dir. of Player Development, Third Season



Chris Zills is the Associate Athletic Director for Athletic Communications for the Milwaukee Panthers. He joined the athletic department in July of 2005 as the assistant sports information director, after spending four years as the head sports information director at Marian University in Fond du Lac, Wis. At Milwaukee, Zills is the primary media relations contact for men's basketball, women's tennis, and men's and women's soccer.

Zills received his undergraduate degree in Sports Management from Wisconsin-La Crosse and his master's degree from Marian University. He has been a member of the College Sports Information Directors of America since 2001 and has received national publication awards from CoSIDA for his

work on media guides 16 times, including "Best in the Nation" for the cover of the 2009 men's soccer media guide.

He resides in West Bend with wife, Bridget, and two sons - Quinn and Lucas.

Chris Zills

Athletic Communications, Tenth Season

La Crosse, 1997

Marian University, 2004



Scott Warras enters his ninth season as the Panthers' radio play-by-play announcer in 2024-25. It also marks his 19th season overall working in the MKE Athletics Department, a stretch that included a decade as the radio voice of the women's basketball program.

In addition to his basketball responsibilities, Warras calls Panthers' baseball games every spring that can be heard on the Black & Gold Network and viewed on ESPN+. Over the course of the year, he can also be found working on a variety of digital projects for MKEPanthers.com.

Warras is a veteran of the Milwaukee-area broadcast scene as he has spent over twenty years in various capacities, including a long stretch as an executive producer and show host at WTMJ Radio.

He originally got his start in broadcasting at his alma mater, Wisconsin Lutheran College, where he helped to begin that school's sports' broadcasting efforts.

Scott Warras

Radio Play-by-Play, Ninth Season

Wisconsin Lutheran College, 2003




Cooper Janicki

Graduate Assistant, Sixth Season




Aaron Clifton

Athletic Trainer



Andy Van Sistine

Academic Advisor




Bennett Reed

Director of Strength & Conditioning



Media members are invited to visit www.mkepanthers.com - the officially sanctioned website of Milwaukee Athletics - to keep up with all of the latest information on the Milwaukee men's basketball program. The site features weekly releases and previews prior to gameday, plus complete game recaps, postgame quotes, box scores and up-to-date statistics. Fans can also follow the statistics of all home games live online.

The site also features profiles on every Milwaukee men's basketball player, as well as special feature stories on the team, updated throughout the season. Plus the website - hosted by Sidarm Sports - has updated information on all 15 of MKE varsity sports.



Assistant AD for Athletic Communications/MBB Contact
 Director - Athletic Communications
 Director of Content Creation and Strategy
 Coordinator - Video Production
 Communications Assistant
 Press Row Phone
 Website
 Zills Cell/E-Mail
 Engel Office/E-Mail
 Klemp Office/E-Mail
 SID Office Fax
 Shipping Address

Chris Zills
 Sean Engel
 Rachel Klemp
 Andrew Levesque
 Chip Kindt
 (414) 229-6276
www.mkepanthers.com
 414-750-2090/czills@uwm.edu
 414-435-8118/engelsf@uwm.edu
 262-378-9901/klemp@uwm.edu
 414-229-5749
 Milwaukee Athletics - Sports Information
 UWM Pavilion, Room 147
 Milwaukee, WI 53211

Welcome to Milwaukee Basketball

The Milwaukee Athletic Communications staff welcomes your coverage of the 2024-25 Panther men's basketball team. Assistant AD for Athletic Communications Chris Zills serves as the main contact for men's basketball. He can be reached by cell phone at (414) 750-2090 or by e-mail at czills@uwm.edu.

Getting the Information

The communications office produces a game notes packet for every men's basketball game, as well as releases for other special announcements and events. To be added to an electronic mailing list, contact Chris Zills. The releases are also available in the media room prior to every Milwaukee men's basketball game.

Interview Requests

Head coach Bart Lundy and members of the men's basketball team are available to the media on a regular basis following practice. Most practices take place in the afternoon, though exact times do vary from day-to-day. Arrangements for phone interviews can also be made, but should be made through the communications office. Requests for interviews on game days must be made in advance.

Home Game Credential Requests

All requests for media credentials for Milwaukee men's basketball home games should be made to Chris Zills as early as possible. Working members of the media will be assigned a seat courtside or in the upper-level media area and will receive access to the UWM Panther Arena Media Room or Klotsche Center Media Room. Passes that are not mailed will be available at the media will call table, located on the east end of the main lobby at the UWM Panther Arena or the main lobby of the Klotsche Center. Parking passes are available, but space is extremely limited. Contact Chris Zills for more information.

Media Room Information

The UWM Panther Arena Media Room is located on the lower concourse on the east end of the building. The room is equipped with phone lines, wireless internet access and power supplies available on a first-come, first-served basis. The media room is also the location for all postgame media conferences and an audio box with ample plug-in space is available for a clean audio feed of the conferences.

Gameday Media Services

The media room is open 90 minutes prior to the scheduled tipoff. Game notes, programs, media guides, updated team and league statistics, plus other special information, will be available in the media room at that time. A pregame meal is available for media approximately one hour prior to the tipoff (contact Chris Zills). The media room is also the site of all postgame media conferences. The visiting coach and requested players will be brought to the media room following a 10-minute cooling-off period, followed by Milwaukee players and head coach.

Locker Room Policies

The basketball locker room is closed to the media before and after all games, home and away. Players and coaches will be brought out of the locker room to speak with members of the media as requested. The training room is also closed to the media. Special requests for access to the locker room and other closed portions of the facilities should be made well in advance of game day.

Photographer Access

Photographers may shoot from the baselines behind the marked lines on the floor. One-half of each baseline will be available, with the other half being used by cheerleaders and dance squads. Because of space limitations, photographers cannot shoot from press row or in front of press row.

Radio Broadcasts

Space is reserved courtside for the visiting team's official radio station, as designated by the visiting school's sports information department. The reserved space, located next to the visiting team bench, includes three seats, a complimentary phone line, an ethernet line, stat and video monitor and power outlets. Due to space limitations, additional seats are not available.

Television Broadcasts

The television rights to all home men's basketball games are held by Milwaukee Athletics. Visiting schools or other groups wishing to originate a television broadcast from the arena should contact Chris Zills and Wisconsin Center District Event Manager Krista Momsen at (414) 908-6000 well in advance of the game date. Space can be reserved for the broadcast team at court-side directly across from the scorers' table and camera locations are located throughout the arena. There is also parking for a television mobile unit on the northwest side of the building.

G



#4



Kentrell Pullian

6-0 • 182 • Senior

Benton Harbor, Mich.

Eastern New Mexico

2023-24: One of three players to appear in all 35 games, making a team-high 32 starts ... averaged 10.4 points, 4.7 rebounds, 2.1 assists, and 1.0 steals per game ... shot 41.0 percent (120-of-293) from the floor overall, hitting 75.9 percent (82-of-108) of his shots from the free throw line ... led the team in scoring on four occasions, finishing with 14 games of double-digit scoring as well as seven 20-point outings ... posted a pair of double-doubles ... rebounding total (4.7 rpg) ranked 23rd in the Horizon League ... posted the first double-double of his Milwaukee career in the opener against Stout Nov. 6, finishing with 16 points and 12 rebounds ... he collected 10 pts/10 reb in the second half alone and also established a new career-high for boards in a game (was 9; 2 times) ... added a statline of 9 points/6 boards/5 assists/5 steals against Luther Nov. 17 ... steal and assist totals were career-highs (were 3/4) and he recorded first 5-steal game for a Panther in 35 games ... led the way with a season-high 21 points (5 made 3's) against Southern Miss Nov. 25, adding 6 rebounds and 3 steals ... set a career high with 6 assists at St. Thomas Dec. 6 ... played a key role in the win over Chattanooga Dec. 26, scoring a career-high 26 points while adding 8 assists and a 10-of-12 showing from the free throw line ... topped former best of 25 against PFV last February ... 10 free throws also a person-best (was 8 vs. CSU last Feb.) ... went off for a career-high scoring performance for the second game in a row, leading the way with 28 points against Robert Morris Dec. 29 ... went 8-13 from the floor and also set a career-high with 11 made FT's (11-13) ... sank 2 from the line with 3.6 seconds left to secure the win against the Colonials ... went for 20 against Wright State Dec. 31, adding 4 boards, 4 assists, and 3 steals ... became just the second player to score 20+ points in four games in a row in the past 18 years when he led the way against Oakland Jan. 4 with 21 points ... chipped in 15 points and 8 rebounds in the win at Detroit Mercy Jan. 6 ... rolled up his second career double-double against Detroit Mercy Jan. 25, finishing with 20 points and 10 rebounds ... put together a brilliant outing against Oakland Jan. 27, leading the way with 27 points ... shot 10-13 from the floor including a perfect 5-5 on 3's ... 10-13 FG (.769) tied for 6th-best in program history, with his 10 makes a career-best (was 8) ... 5-5 from downtown was 3rd-best, only behind a pair of 6-6 efforts ... his 48 minutes was a career high and tied for 4th-most in a game in school history ... just missed a double-double at Cleveland State Feb 14, tying his career high with 12 rebounds while scoring 9 points ... came up with two huge defensive plays, recording a pair of blocks in the final minute to help set up MKE's 73-72 win over NKU Feb. 17 ... chipped in 10 points, 5 rebounds, and 3 assists in the semifinal win over Northern Kentucky March 11 ... scored 15 points and added 2 rebounds and 4 assists in the HLT Championship against Oakland March 12.

2022-23: Put together a solid first season in Milwaukee, making 27 starts in 34 appearances ... one of just three players to see action in all 34 games on the season ... averaged 10.6 points, 4.4 rebounds, 1.7 assists, and 1.0 steals per game ... shot 43.2 percent (120-of-278) from the field overall, 39.2 percent (60-of-153) from deep, and 80.3 percent (61-of-76) from the free throw line ... finished 12th in the Horizon League with 1.8 three-pointers made per game, while his assist total was 23rd and steal total 24th ... scored in double-figures on 11 occasions ... scored 11 points and led the team with 8 rebounds in his MKE debut in the season opener against MSOE Nov. 7 ... added 3 assists and a block in 20 minutes ... went for a season-high 12 points in just 16 minutes against Cardinal Stritch Nov. 12 ... went 3-5 on 3's and led the team with 8 rebounds ... put together a brilliant game against UC Davis Nov. 26, setting season-highs across the board in the win ... led the team with 20 points and 9 rebounds (6 offensive), adding three assists ... set high-water marks in points, FG, rebounds, and minutes played ... led the way in the win over IUPUI with 18 points, setting a season-best with 4 made 3's while adding 3 rebounds and a pair of steals ... led the team with a season-high 24 points at Chattanooga Dec. 6, tying his season-high with 9 rebounds ... hit 6 3's and tied his personal-best with 8 FG ... posted his third 20-point effort of the season, finishing with 20 against Detroit Mercy Dec. 31 ... hit 5 3's and finished with a team-best 7 rebounds ... led the way with 19 points in the win over the Mastodons Jan. 7 ... added a career-high 37 minutes and 3 steals (tie) ... chipped in 15 points and led the way with 8 boards against Northern Kentucky Jan. 12 ... added a season-high 4 assists and a career-best 2 blocks ... chipped in 13 points in the victory over RMU Jan. 19 ... added 17 points and 6 rebounds two days later in the win over Youngstown State ... led the team in scoring with 12 at IUPUI Feb. 2, adding 5 rebounds ... finished with 15 points and 6 boards and tied his career-high with 4 assists against Detroit Mercy Feb. 9 ... led the team in scoring with a career-high 25 against Purdue Fort Wayne Feb. 23 (topping his best of 24) with an impressive shooting display - went 8-11 from the floor, including 5-7 from three-point range.

Prior to MKE: Put together an outstanding first season at Eastern New Mexico, earning 2022 Lone Star Conference Freshman of the Year and LSC All-Freshman Team accolades following his initial collegiate campaign ... led the Greyhounds in scoring with 12.0 points per game, rebounds per game with 5.2, and also with his 3.3 assists per contest ... appeared in 24 games (19 starts), finishing the season with 288 points, 124 rebounds, and 78 assists while shooting 74.2 percent from the free-throw line ... scored a career-high 25 points against Lubbock Christian and pulled down 10 rebounds while handing out eight assists against DBU, all marks finishing as season-highs for the squad ... posted a pair of double-doubles during the season, finishing with 20 points and 10 rebounds against Oklahoma Christian while adding 17 points to those 10 rebounds against DBU.

High School: Starred at Benton Harbor High School, earning first team all-state and first team all-conference honors as a senior ... helped lead the team to a quarterfinals appearance in the Division II Michigan State Championships while compiling 20 points per game, six rebounds per game, and five assists per game during his senior year.

Personal: Son of Vallen Johnson ... nickname is KP ... undecided on a major ... chose Milwaukee for the opportunity to be great ... career goal is to play in the NBA ... most memorable sports experience was winning freshman of the year honors at Eastern New Mexico ... lists music as a hobby ... born May 6, 2002.

Year	G-GS	Min.-MPG	FG-FGA	FG%	3pt-Att	3pt%	FT-FTA	FT%	O-D	Reb	RPG	Ast	TO	BL	ST	Pts	PPG
2021-22 (ENM)	24-19	698-29.1	101-243	.416	37-118	.314	49-66	.742	38-86	124	5.2	78	78	6	26	288	12.0
2022-23 (MKE)	34-27	886-26.1	120-278	.432	60-153	.392	61-76	.803	54-96	150	4.4	59	54	6	34	361	10.6
2023-24 (MKE)	35-32	1008-28.8	120-293	.410	41-149	.275	82-108	.759	57-107	164	4.7	72	47	5	35	363	10.4
Totals 3 years	92-77	2592-28.2	341-814	.419	138-420	.329	192-250	.768	149-289	438	4.8	209	179	17	95	1,012	11.0

F



#7



Vinko Polovic

6-7 • 205 • Redshirt Sophomore

Milwaukee, Wis.

Franklin

2023-24: Made appearances in seven games over the course of the season ... grabbed a pair of rebounds in the final minute of action against Stout in the season opener Nov. 6 ... named to the Horizon League Academic Honor Roll.

2022-23: Redshirted the season and maintained freshman eligibility ... did appear in three games, scoring four points and grabbing a pair of assists ... picked up 2 rebounds, 1 block, and 1 assists in 3 minutes while making his collegiate debut in the season opener against MSOE Nov. 7 ... connected on his first collegiate field goal against Cardinal Stritch Nov. 12, finishing with 2 points ... compiled a steal, an assist and 2 points in his 2:21 of action on the court in the victory against North Park Dec. 11.

High School: Played locally at Franklin High School ... helped Sabers to a 22-7 overall record his final season, going 8-1 in the Southeast Conference ... also a member of the baseball and football teams ... graduated from Don Bosco Prep Academy in Crown Point, Indiana ... played on the club circuit for Team Herro Pro ... member of the INROADS Leadership Program.

Personal: Son of Davor and Tina Polovic ... undecided on a major ... comes from a sports family – cousin Vladimir Radmanovic played in the NBA and another cousin, Milan Lucic, plays in the NHL and won the Stanley Cup with Boston ... chose Milwaukee because he considers it a program with amazing potential, the impressive new coaching staff, and that the team was ready to win ... career goal is to start a successful business ... most memorable sports experience was his very first organized basketball game ... lists watching movies, playing cards, and being outside as hobbies ... has done community service/volunteer work with the AP Environmental Science Clean-Up Team ... born October 15, 2002.

Year	G-GS	Min.-MPG	FG-FGA	FG%	3pt-Att	3pt%	FT-FTA	FT%	O-D	Reb	RPG	Ast	TO	BL	ST	Pts	PPG
2022-23 (MKE)	3-0	8-2.7	2-2	1.000	0-0	.000	0-0	.000	0-2	2	0.7	2	0	1	1	4	1.3
2023-24 (MKE)	7-0	5-0.7	0-1	.000	0-0	.000	0-0	.000	0-2	2	0.3	0	0	0	0	0	0.0
Totals 2 years	10-0	13-1.3	2-3	.667	0-0	.000	0-0	.000	0-4	4	0.4	2	0	1	1	4	0.4

G



#8



Erik Pratt

6-5 • 185 • Redshirt Senior

Lake Worth, Fla.

Texas A&M

2023-24: Appeared in 34 of MKE's 35 games on the season, making 24 starts in an impressive first year as a Panther ... averaged 12.5 points (second on the team and 24th in the Horizon League), 3.3 rebounds, and 2.4 assists (also 24th in the conference) per game ... shot 41.0 percent (150-of-366) from the floor overall, hitting on 36.1 percent (70-of-194) from three-point range and 80.0 percent (56-of-70) from the free throw line ... his 2.1 made 3's per game ranked No. 10 in the league ... led the team in scoring on seven occasions, finishing with 24 games of double-digit scoring as well as four 20-point outings ... made his MKE debut a strong one, scoring 8 points off the bench in just 13 minutes against Stout Nov. 6 ... his 8 points set a new NCAA career-high, topping the 6 he netted against UGA back in February of 2023 ... finished with a new career-high of 12 points at Providence Nov. 11, adding career-bests of 4 rebounds, 5 FG, and 19 minutes played ... chipped in 9 points and 2 boards at Colorado Nov. 14 ... scored 10 points in just 6 minutes on the court against Stetson Nov. 20 ... put together his best game of his NCAA career at St. Thomas Dec. 6, setting a career-high with 17 points (was 12 earlier this season at Providence) ... his 5 made 3's and 28 minutes played were also career-bests, scoring all 17 of his team-high point total in the second half ... waited one whole game to reset career marks, finishing with 18 points, 4 assists, and 7 FGM at UC Davis Dec. 9 ... led the team in scoring in a career-best 34 minutes played ... earned his first start of the season against Longwood Dec. 13, leading team in scoring for third straight contest with 12 ... went off in the win against Chattanooga Dec. 22, setting career-highs with 29 points (was 18) and 9 rebounds (was 4) ... sank 6-13 from 3 and 5-6 from FT line while playing 44:25 ... continued his hot stretch with 27 points against Robert Morris Dec. 29, adding 5 rebounds, 3 assists, and a pair of blocks ... went 5-6 from the line the final minute to secure the win ... netted double-figures for the sixth game in a row against Wright State Dec. 31, adding 15 on 5-8 effort from deep ... led the way with 20 points in the victory at Detroit Mercy Jan. 6, tying his career-high with 6 made 3's ... led the way with 21 points in the win over CSU Jan. 12, adding 6 boards and 4 assists (0 TO) to tie his career best ... scored 13 points and tied season high with 9 rebounds at Wright State Jan. 20 ... tallied 16 points against Oakland Jan. 27 ... chipped in 13 points, 6 rebounds, and a career-best 5 assists against IUPUI Feb. 4 ... chipped in 14 points and 4 boards at YSU Feb. 8 ... scored 13 points and helped ice the win with 2 free throws with 11.6 seconds left in the win at CSU Feb. 14 ... chipped in 14 points/6 rebounds/4 assists in the win over Purdue Fort Wayne Feb. 25 ... one of 5 in double-figures in win over Green Bay March 2, scoring 15 points and adding 5 assists ... contributed 15 points and 4 assists in the quarterfinal victory over Green Bay March 7 ... led the way with 16 points in the league title game against Oakland March 12, adding 4 rebounds and 4 assists ... went 6-6 from the free throw line.

Prior to MKE: Comes to the Panthers after spending last season at Texas A&M, playing in nine games for the Aggies under head coach Buzz Williams ... arrives highly-touted out of the junior college levels after playing two seasons at Seward County Community College in Kansas, ranked as the No. 7 JUCO recruit and No. 2 shooting guard by 247Sports ... in his two seasons, averaged 15.8 points per game in his 33 appearances ... finished with a per-game scoring average of 18.1 as a sophomore with the Saints, adding 4.1 rebounds and 2.5 assists per game while shooting 70.3 percent from the free-throw line ... scored 30 points against Polk State in December and added 29 points in a win over Barton in January ... as a freshman, he contributed 13.9 ppg and 5.1 rebounds, shooting 45.6 percent from three-point range and 76.6 percent from the line, scoring a career-high 34 points against Pratt Community College.

High School: As a senior at Park Vista Community High School in Lake Worth Florida, averaged 19.1 points and 5.6 rebounds per game.

Personal: A sports management major ... nickname is "E" ... chose Milwaukee because of head coach Bart Lundy ... career goal is to play in the NBA ... most memorable sports experience was the highest level of college basketball while at Texas A&M ... lists fishing as his hobby ... born May 23, 2002.

Year	G-GS	Min.-MPG	FG-FGA	FG%	3pt-Att	3pt%	FT-FTA	FT%	O-D	Reb	RPG	Ast	TO	BL	ST	Pts	PPG
2022-23 (TAMU)	9-0	33-3.7	4-16	.250	4-12	.333	1-2	.500	0-1	1	0.1	2	1	0	1	13	1.4
2023-24 (MKE)	34-24	932-27.4	150-366	.410	70-194	.361	56-70	.800	31-80	111	3.3	76	43	9	16	426	12.5
Totals 2 years	43-24	965-22.4	154-382	.403	74-206	.359	57-72	.792	31-81	112	2.3	78	44	9	17	439	10.2

G



#11



Learic Davis

6-7 • 190 • Redshirt Sophomore

Milwaukee, Wis.

Tennessee State

2023-24: Made appearances in 33 games over the course of his first season as a Panther, earning a pair of starts ... averaged 2.7 points and 1.3 rebounds per game, shooting 40.8 percent (31-of-76) from the floor and 77.8 percent (21-of-27) from the line ... added 18 steals and eight blocks ... became the third freshman in the past five seasons to earn a spot in the starting lineup in the season opener against Stout Nov. 6 ... threw down an impressive fast-break slam dunk and had a steal and a rebound ... chipped in 5 points (3-3 FT) and grabbed a rebound in the game at St. Thomas Dec. 6 ... put together a strong effort at UC Davis Dec. 9, setting season highs in points (8), rebounds (4), assists (3), and steals (3) ... played a key role in the win over the Aggies ... chipped in 4 points, 4 rebounds, 2 assists, and a steal in the win at Detroit Mercy Jan. 6 ... recorded 7 points and grabbed 2 rebounds at Wright State Jan. 20, going 3-3 from the free throw line ... finished with 4 points, 4 assists, 2 blocks, and a rebound in the win over IUPUI Feb. 4 ... set season highs in assists and blocks against the Jaguars ... tied season high with 8 points at Youngstown State Feb. 8, finishing with a perfect shooting night - went 2-2 FG/2-2 3FG/2-2 FT ... put together his best game of the season in the comeback win at Cleveland State Feb. 14, setting a season high with his 10 points (4-5 FG/high was 8 twice) while tying season bests with 4 rebounds and 2 blocks ... one of his blocks was a highlight-worthy rejection from behind on a fastbreak and was the turning point of the second half ... also played a season-high 27 minutes against the Vikings ... scored 5 points and tied season-high with 4 rebounds at IUPUI Feb. 28 ... came through with a season-high 7 rebounds and a highlight-reel alley oop in the win over Green Bay in the HLT quarterfinals March 7.

Prior to MKE: Joins the Panthers following a redshirt season at Tennessee State and will have four seasons of eligibility remaining for his collegiate career.

High School: As a prep athlete at Bradley Tech in Milwaukee, Davis was a two-time First-Team All-City Conference player and averaged 22.1 points, 8.8 rebounds, 6.2 assists, 4.1 steals, and 1.2 blocks per game as a senior in 2021-22, helping the Trojans win the City Conference title for the first time since 2005 ... a Wisconsin Basketball Coaches Association Division I All-State honoree, he became Tech's first City Player of the Year since 1983 and was a McDonald's All-America nominee ... possesses a 40-inch vertical leap and is well-known for his dunking ability, having made ESPN's Top 10 on SportsCenter as a high school athlete ... in addition to Tennessee State, Davis had offers from Texas A&M, Robert Morris, Western Illinois, and Grambling State, as well as interest from Texas, USC, Marquette, Butler, and Arizona State, among others ... played on the club scene with Wisconsin Playground Club.

Personal: Son of Orell Davis and April Day ... one of eight siblings ... given name is Culearic (Kuh-lyric) ... undecided on a major ... chose Milwaukee because it is his hometown school ... born April 24, 2004.

Year	G-GS	Min.-MPG	FG-FGA	FG%	3pt-Att	3pt%	FT-FTA	FT%	O-D	Reb	RPG	Ast	TO	BL	ST	Pts	PPG
2023-24 (MKE)	33-2	329-10.0	31-76	.408	7-25	.280	21-27	.778	18-26	44	1.3	24	16	8	18	90	2.7
Totals 1 year	33-2	329-10.0	31-76	.408	7-25	.280	21-27	.778	18-26	44	1.3	24	16	8	18	90	2.7

F



#15



Simeon Murchison

6-9 • 221 • Sophomore

Milwaukee, Wis.

Milwaukee Hamilton

2023-24: Made appearances in 23 games over the course of the season ... scored 19 points and grabbed 10 rebounds, adding a pair of blocks ... shot 64.3 percent (9-of-14) from the floor ... made his collegiate debut with 3 minutes against Stout in the season opener Nov. 6 ... contributed key minutes off the bench against Robert Morris Dec. 29, recording two rebounds and a block in 4 minutes ... threw down a dunk for his first collegiate points against Oakland Jan. 4 ... scored on a slam dunk and grabbed a rebound in 4 minutes on the court against Cleveland State Jan. 12 ... put together a solid outing at Wright State Jan. 20, scoring 5 points while grabbing a rebound in 5 minutes of action ... recorded 2 points and 2 rebounds in 3 minutes on the court against IUPUI Feb. 4 ... came through with 4 points on a pair of big buckets in the win at Cleveland State Feb. 14.

High School: Put together an impressive senior season at Milwaukee Hamilton High School ... named First Team All-City Conference and all-area honorable mention after averaging 19.1 points, 10.5 rebounds, 2.8 assists, 4.2 blocks, and 2.0 steals per game ... four-year player ... named the school's "Student of the Month" in September of his senior year.

Personal: Son of Shermont Murchison and Tamika Mitchell ... nickname is "Josiah" ... a communications major ... chose Milwaukee because he wanted to work and be around hard-working people ... career goal is to win the Horizon League and be the best teammate he can be ... most memorable sports experience was beating Middleton, which was the top team in its division ... lists basketball and video games as hobbies ... born October 5, 2004.

Year	G-GS	Min.-MPG	FG-FGA	FG%	3pt-Att	3pt%	FT-FTA	FT%	O-D	Reb	RPG	Ast	TO	BL	ST	Pts	PPG
2023-24 (MKE)	23-0	62-2.7	9-14	.643	0-0	.000	1-3	.000	6-9	15	0.7	0	3	2	0	19	0.8
Totals 1 year	23-0	62-2.7	9-14	.643	0-0	.000	1-3	.000	6-9	15	0.7	0	3	2	0	19	0.8

F



#22



Faizon Fields

6-10 • 220 • Senior

Memphis, Tenn.

Old Dominion

2023-24: One of three players to appear in all 35 games, making 16 starts ... started 11 of the final 12 contests of the season as he broke through as a key piece of the Panthers in 2024 ... averaged 9.3 points, 6.4 rebounds per game, and 1.1 blocks per game overall (team-best 39 total blocks) ... shot 57.4 percent (116-of-202) from the floor overall, connecting on 70.5 percent (93-of-132) of his free throw attempts ... upped those totals after the calendar turned to 2024, averaging 11.7 points and 8.2 rebounds over 21 contests, shooting at a 61.2 percent (90-of-147) clip ... tied for 10th in the Horizon League in rebounding (6.4 rpg) and fourth in blocks (1.1 bpg) ... his 101 total offensive rebounds set a new school record, breaking the former mark of 96 set in 2017-18 ... posted six double-doubles over the course of the campaign, leading the team in rebounding 13 times (including a school-record of four consecutive double-digit rebounding efforts) while also recording 14 games of double-figure scoring ... put together a solid MKE debut in the season opener against Stout Nov. 6 ... earned a spot in the starting lineup and just missed a double-double with 9 points and 8 rebounds ... rebound total tied his career high set against Georgia Southern in February 2023 ... played a key role in the win over Siena Nov. 21, tying season-high with 9 points while adding a team-best 7 rebounds ... came up with a huge steal late in the game and 2 key free throws down the stretch ... put together the best game of his NCAA career, setting highs with 17 points (was 12 against Georgia Southern 2/4/23) and with 9 rebounds (was 8 on a pair of occasions) ... also set a personal best with 9 FTM and tied season-high with a pair of blocks ... scored 6 points against UC Davis Dec. 9, none bigger than the 2 game-winning free throws that came with the score tied and just 2.9 seconds left on the clock in regulation ... chipped in 8 points - including a pair of key dunks - and 4 rebounds in the comeback win over Wright State Dec. 31 ... tied his career high with 17 points and collected a career-best 12 rebounds at Oakland Jan. 4 to record his first NCAA double-double ... helped the win at Detroit Mercy Jan. 6 with a statline of 12 points/6 rebounds in just 12 minutes of action ... also blocked a pair of shots ... back in the starting lineup against Detroit Mercy Jan. 25, finishing with 10 points on a 5-7 FG night from the floor ... put together the best outing of his collegiate career against Oakland Jan. 27 ... reset career highs in points with 21 (was 17) and rebounds with 16 (was 12) in his second career double-double ... went 9-11 from the line and set a season best with 3 blocks ... also set a career high with 43 minutes played (was 24) ... 16 rebounds was just 2 off the MKE game record and the first Panther to go for 15+ boards in just over 4 years (150 games) ... contributed 6 points and grabbed a game-high 12 rebounds in the win at Purdue Fort Wayne Feb. 1, including a rebound on the final defensive stand before sinking a pair of free throws with 1.3 seconds left to seal it ... came through with his second double-double in 3 games with a 16 point/12 rebound gem off the bench against IUPUI Feb. 4 ... effort was his third consecutive game of 10+ rebounds - the first Panther since February of 2018 to accomplish the feat ... recorded another double-double with 14 points and 16 boards at YSU Feb. 8, becoming the first player in MKE's DI history to record 10+ rebounds in four straight games ... led the way with 17 points and 7 rebounds in the win at CSU Feb. 14, finishing 6-7 from the field ... posted his fifth double-double of the season with 13 points and 10 boards against YSU Feb. 23 ... 14 points and a career-high 4 steals at IUPUI Feb. 28 ... finished with 13 points and 6 rebounds in the win over UDM March 5, including a big late bucket and charge drawn to pick up the win ... huge effort of 19 points and 9 rebounds against Green Bay in the postseason March 7, finishing 7-8 from the floor while adding 3 blocks ... posted his sixth double-double of the season spurred by a huge second half against NKU March 11, scoring 14 of his 16 points after intermission while tying career-highs with 16 boards and 3 blocks ... named to the 2024 Horizon League All-Tournament Team.

Prior to MKE: Joins the Milwaukee program following a season at Old Dominion, where he appeared in all 31 games for the team and averaged 4.8 points and 4.1 rebounds per contest ... was one of just two Monarchs to play in every game on the season, shooting a team-high 55.1 percent from the floor (54-of-98) while averaging close to a block per contest (24 total) ... put together season-highs in points (12) and rebounds (8) against Georgia Southern in February and finished with five games of double-figure scoring as well as a four-block outing against the College of Charleston in late November ... Dean's List member ... played at Chipola College in Marianna, Florida, as a freshman, helping the team to the National Junior College Athletic Association (NJCAA) Division I National semifinals and a 30-6 overall record after contributing 9.6 points and 8.7 rebounds per contest, shooting an impressive 70 percent (133-of-190) from the floor on the season ... named to the All-Panhandle Team and had a season high of 23 points and hauled in 20 rebounds in a game on a pair of occasions.

High School: Played at Houston High School in Memphis, Tennessee ... Dean's List member ... played on the club scene with Hoops City.

Personal: Son of Franklin and Consweila Fields ... a business major ... chose Milwaukee because it seemed like the best opportunity with the coaches and team in place ... career goal is to win the Horizon League, be MVP of the conference tournament, get drafted, and play in the NBA ... most memorable sports experience was dropping 50 points in a game ... lists video games and reading books as his hobbies ... born January 10, 2002.

Year	G-GS	Min-MPG	FG-FGA	FG%	3pt-Att	3pt%	FT-FTA	FT%	O-D	Reb	RPG	Ast	TO	BL	ST	Pts	PPG
2022-23 (OD)	31-0	505-16.3	54-98	.551	0-0	.000	41-64	.641	64-63	127	4.1	7	18	24	14	149	4.8
2023-24 (MKE)	35-16	730-20.9	116-202	.574	1-9	.111	93-132	.705	101-123	224	6.4	28	44	39	25	326	9.3
Totals 2 years	66-16	1,234-18.7	170-300	.567	1-9	.111	134-196	.684	165-186	351	5.3	35	62	63	39	475	7.2

G



#25



Aaron Franklin

6-5 • 210 • Redshirt Junior

Kansas City, Mo.

Hutchinson CC

2023-24: Appeared in 20 games in his first season in Milwaukee, earning a spot in the starting lineup six times ... averaged 4.1 points and 3.8 rebounds per game ... shot 56.5 percent (35-of-62) from the floor overall ... missed time late in the season with injury ... chipped in 2 points and 4 rebounds in his Panther debut against Stout in the season opener Nov. 6 ... scored 4 points and grabbed a pair of boards in 15 minutes against Providence Nov. 11 ... chipped in 6 points and 4 boards in just 13 minutes of action against #25 Colorado Nov. 14 ... picked up first MKE start against Luther Nov. 17 ... scored just 2 points against Siena Nov. 21, but was the biggest basket of the night, coming with just 0.2 seconds left on the clock as the game-winner ... also had a key steal on the ensuing defensive possession when the game was tied at 59-all ... back in the starting lineup against Green Bay Dec. 2 and came thru with 5 points and a season-high and team-leading 11 rebounds ... also had 3 steals and a season-best 30 minutes played ... chipped in 8 points and grabbed a pair of boards at St. Thomas Dec. 6 ... played well at UC Davis Dec. 9, setting season highs with his 15 points and 7 FGM ... added 6 boards and a season-high 31 minutes played ... scored 9 points and grabbed a team-best 7 boards against Longwood Dec. 13 ... 3-4 from 3 for a season high, along with 36 minutes played ... returned to the court after missing 15 games due to injury against Youngstown State Feb. 23, contributing 7 points and 9 rebounds in 29 minutes of action ... went 3-3 on FG's against the Penguins ... chipped in 7 points and led the team with 9 rebounds in the HLT championship game against Oakland March 12.

Prior to MKE: A transfer into the program following an All-American campaign as a redshirt freshman at Hutchinson Community College in Hutchinson, Kansas ... named an NJCAA Division I Third-Team All-American after averaging 22.0 points, 8.2 rebounds, and 2.2 assists per game while shooting 49.2 percent from the floor for the Blue Dragons, who finished 20-12 on the season ... his 22.0 ppg scoring clip led the Jayhawk Conference and placed him 10th in the nation, scoring 703 points and knocking down 80 3's while helping his team to a program record 97.2 ppg average ... in addition to his team-leading scoring average, he also topped the Blue Dragons in steals (60) and assists (72), helping him land KJCCC's Freshman of the Year honors as well as First-Team All-Region VI and First-Team All-KJCCC accolades ... netted double-figures in all 32 games, including 19 contests of 20-plus points as well as five games of over 30 points ... season high came against Pratt in late January when he poured in 38 points ... posted 10 double-doubles highlighted by a 25-point/18-rebound outing against Seward County in early January ... also played at Hutchinson as a true freshman, limited to six games (10.0 ppg) while missing most of the season battling injuries.

High School: Closed out his high school career at Raytown High School (Mo.) in impressive fashion, named First Team Missouri Basketball Coaches Association Class 6 Boys All-State following a senior campaign in which he averaged 22.1 points, 8.3 rebounds, 2.0 assists, and 1.0 blocks per contest, shooting 52 percent from the floor ... tabbed the District Player of the Year and to the all-district squad, he helped the team to a conference championship and finished with over 1,000 career points.

Personal: Son of Albert and Rhonda Franklin ... a mechanical engineering major ... born September 9, 2002.

Year	G-GS	Min.-MPG	FG-FGA	FG%	3pt-Att	3pt%	FT-FTA	FT%	O-D	Reb	RPG	Ast	TO	BL	ST	Pts	PPG
2023-24 (MKE)	20-6	347-17.4	35-62	.565	8-19	.421	4-6	.667	28-47	75	3.8	11	16	4	11	82	4.1
Totals	1 year	20-6	347-17.4	35-62	.565	8-19	.421	4-6	.667	75	3.8	11	16	4	11	82	4.1

F



#34



Darius Duffy

6-8 • 225 • Senior

Murray, Ky.

Ranger College

2023-24: Appeared in 25 games in his first season in Milwaukee, earning a spot in the starting lineup on 17 occasions ... averaged 3.6 points and 1.1 rebounds per game ... shot an incredible 72.2 percent (39-of-54) from the floor overall and was on pace to set the school record until missing time due to injury ... would have been tops in the Horizon League in FG% and among leaders with his 1.3 blocks per game (32 total blocks) but did not meet minimum qualifications due to the missed time with the injury ... made quick work in his NCAA debut to record 4 points and grab 4 rebounds in just 6 minutes of action against Stout Nov. 6 ... put together an impressive 9 point/7 rebound effort against Providence Nov. 11, setting career-bests in both ... picked up first MKE start against Luther College Nov. 17, grabbing 4 rebounds and scoring 2 points ... chipped in 7 points and 5 rebounds against Stetson Nov. 20 ... finished with a season-high 8 points (4-5 FG) at UC Davis Dec. 9, adding 4 rebounds and a block in a season-high 33 minutes on the court ... came through with a season-best 10 rebounds while adding 3 points and 4 blocks against Chattanooga Dec. 22 ... led the way with 9 rebounds in the win over Robert Morris Dec. 29, adding 5 points and 3 blocks ... finished with 8 points, season-best 3 steals, 2 blocks, and tied for the team lead with 6 rebounds in the win over Wright State Dec. 31 ... blocked a season-high 5 shots and added 5 rebounds at Detroit Mercy Jan. 6 ... returned to action against Green Bay March 2 after missing 10 games.

Prior to MKE: Joins the Milwaukee program following his sophomore season at Ranger College in Ranger, Texas ... played in 35 games, making 21 starts ... averaged 4.1 points and 3.5 rebounds per game while connecting on 62.5 percent of his field-goal attempts ... spent his freshman campaign at Kaskaskia College in Centralia, Ill., playing in 29 games ... averaged 6.9 points and 7.3 rebounds per contest, shooting 58.3 percent from the floor while blocking a team-high 82 shots (2.8 bpg) ... season-highs included an impressive 18-point/15 rebound double-double (9-for-10 from the floor) versus Lake Land College in the middle of January, as well as an eight-block performance against Lincoln Trail College in mid-December ... signed with the Panthers after receiving offers from FIU and Radford as well as drawing interest from Jacksonville, Robert Morris, Cal State Bakersfield, and Longwood.

High School: At Murray High School (Murray, Ky.), he averaged a double-double of 10 points/10 rebounds his final season, shooting 70 percent from the floor ... also a member of the track & field team for four seasons, finishing as the runner-up in high jump at the state meet.

Personal: Son of Tina Duffy ... a business finance major in school ... born February 11, 2002.

Year	G-GS	Min.-MPG	FG-FGA	FG%	3pt-Att	3pt%	FT-FTA	FT%	O-D	Reb	RPG	Ast	TO	BL	ST	Pts	PPG
2023-24 (MKE)	25-17	458-18.3	39-54	.722	0-0	.000	11-35	.314	44-43	87	3.5	15	12	32	14	89	3.6
Totals 1 year	25-17	458-18.3	39-54	.722	0-0	.000	11-35	.314	44-43	87	3.5	15	12	32	14	89	3.6

G



#00



John Lovelace Jr.

6-8 • 210 • Junior

Milwaukee, Wis.

Brown Deer / Youngstown St.

Prior to MKE: Returning home after spending two seasons at Youngstown State ... appeared in all 32 games for the Penguins in 2023-24, averaging 6.6 points and 2.8 rebounds per game in just over 18 minutes a night ... shot 46.2 percent (79-of-171) from the floor, 36.8 percent (21-of-57) from deep, and 71.7 percent (33-of-46) from the free throw line ... scored a career-high 29 points against Lake Erie in November and also had 15 points in 18 minutes off the bench when YSU played at Milwaukee ... went for 4.3 points and 2.1 rebounds per game as a freshman ... appeared in 65 games over two seasons, shooting 48.1 percent (127-of-264) from the floor while averaging 5.4 points and 2.4 rebounds.

High School: Spent one season at We Are United Prep (17 points/8 rebounds per game) after playing his high school ball at Brown Deer High School, where his coach was current MKE assistant Jose Winston ... played at the club level for Phenom U (2019-21) and ABC Young Lions (2017-18).

Personal: Son of John Lovelace Sr. and Tricell Nicks ... nickname is Johnny ... undecided on a major ... chose Milwaukee because he wanted to play a part in bringing a championship to his hometown while gaining confidence in his game ... career goal is to play and stay in the NBA for as long as he can ... most memorable sports experience was winning the Horizon League title his freshmen season at YSU while also earning a spot on the Horizon League All-Freshman Team ... lists playing video games as a hobby ... born October 31, 2002.

Year	G-GS	Min.-MPG	FG-FGA	FG%	3pt-Att	3pt%	FT-FTA	FT%	O-D	Reb	RPG	Ast	TO	BL	ST	Pts	PPG
2022-23 (YSU)	33-0	458-13.9	48-93	.516	12-34	.353	29-39	.744	32-38	70	2.1	20	15	10	13	137	4.2
2023-24 (YSU)	32-1	578-18.1	79-171	.462	21-57	.368	33-46	.717	42-46	88	2.8	30	27	11	24	212	6.6
Totals 2 years	65-1	1036-15.9	127-264	.481	33-91	.363	62-85	.729	74-84	158	2.4	50	42	21	37	349	5.4

G



#1



Themus Fulks

6-2 • 185 • Redshirt Senior

Winston Salem, N.C.

Moravian Prep / La. Lafayette

Prior to MKE: A transfer into the MKE program following two successful seasons at Louisiana Lafayette ... a starter in all 29 games he appeared in during the 2023-24 campaign ... averaged 10.6 points, 4.4 assists, and 2.8 rebounds per game, shooting 77.3 percent from the free throw line ... scored a season-high 25 points at Toledo and also recorded a 10-assist performance at Texas State ... started all 34 games and contributed 9.2 points, 6.0 assists, and 2.9 rebounds a game while leading his team to the NCAA Tournament as a sophomore ... scored a career-high 23 points in the Sun Belt Championship game against South Alabama and dished out 11 assists in the NCAA Tournament against Tennessee, nearly leading his team to an upset of the No. 4 seed ... finished the season tops in the Sun Belt in both total assists and assists per game while leading the offense for the Ragin' Cajuns ... spent the 2021-22 season at Dodge City Community College where he led the Conquistadors to the Elite Eight of the NJCAA National Tournament under head coach and now current MKE assistant Jake Williams ... directed the team to a 30-5 mark, setting a school record for wins ... Conquistadors advanced to the National Tournament for the first time since 1974, winning the Region VI title for the first time since 1982, and the KJCCC title for the first time since 2007 ... named NJCAA Second Team All-American after averaging 17.1 points, 5.4 assists, 3.6 rebounds, and 1.5 steals a game, shooting 55.4 percent overall and 41.5 percent from beyond the arc ... finished the season fourth in single-season points (600), field goals made (219), and assists in school history ... also ranked 11th nationally in free throws made (145) and total assists (190) ... picked up Kansas Jayhawk Community College Conference Newcomer of the Year accolades, First-Team All-KJCCC honors, Region VI Tournament MVP, and NJCAA Division I National Tournament All-Tournament team honors ... began his collegiate career at South Carolina State where he averaged 6.9 points, 3.2 assists and 1.8 rebounds for the Bulldogs as a true freshman ... Dean's List member.

High School: Was a standout for the basketball and football teams at North Davidson High School ... averaged 35.2 points per game as a senior – tops in the state – and scored over 1,000 points that year alone, averaging 42.5 ppg in the postseason ... was named player of the year and led the team in assists, and steals and was second in rebounds as North won the Central Carolina Conference and finished 24-6 overall ... finished as the program's career leader with 1,857 points ... was also the Knights' top wide receiver (had 107 catches as a senior), played defensive back, and returned kicks, leading the team to a 13-3 record and the stats 2A championship games his final season ... played on the club scene with PSB-Winston.

Personal: Son of Themus Fulks and Delta Cain ... a graduate student at UWM in the MBA program ... chose Milwaukee for the opportunity to win at a high level ... career goal is to play in the NBA ... most memorable sports experience was earning Game MVP in the Sun Belt Championship and making March Madness ... born September 13, 2001.

Year	G-GS	Min.-MPG	FG-FGA	FG%	3pt-Att	3pt%	FT-FTA	FT%	O-D	Reb	RPG	Ast	TO	BL	ST	Pts	PPG
2020-21 (SCST)	16-10	339-21.2	44-106	.415	6-20	.300	17-40	.425	5-24	29	1.8	54	49	2	7	111	6.9
2022-23 (DCCC)	33-33	1057-32.0	212-374	.567	17-39	.436	138-179	.771	26-94	120	3.6	179	108	0	48	579	17.5
2022-23 (LAL)	34-34	959-29.1	117-269	.435	14-41	.341	66-95	.698	16-84	100	2.9	205	106	1	32	314	9.2
2023-24 (LAL)	29-29	855-29.5	114-282	.404	10-39	.256	68-88	.773	18-64	82	2.8	128	78	2	38	306	10.6
Totals 4 years	112-106	3240-28.9	487-1031	.472	47-139	.338	289-402	.719	65-266	331	2.9	566	341	5	125	1310	11.7

F



#3



Jamichael Stillwell

6-8 • 225 • Junior

Atlanta, Ga.

Elevation Prep / Butler CC

Prior to MKE: A transfer into the program from Butler County Community College in El Dorado, Kansas ... averaged 12.5 points and 10.5 rebounds in 27 games in 2023-24 for the Grizzlies, posting a dozen double-doubles helped along by 14 games of double-digit rebounds – including a high of 20 boards in a 16 point/20 rebound effort against State Fair CC in November ... played his freshman season at Miami-Dade Community College, averaging 13.9 points and 8.4 rebounds in 29 games ... was picked for a spot on the All-Southern Conference First-Team, to the DI FCSAA/NJCAA Region VIII All-Tournament Team, and to JUCOrecruiting.com's Fab 50 Juco Freshman List.

High School: Graduated from Elevation Prep in Fort Wayne, Ind., in 2022, where he averaged 24 points and 11 rebounds a game as a senior ... Big Shots Prep champion ... Big Shots MVP ... played club hoops for Game Elite.

Personal: Son of Aundrea Stillwell ... nickname is 'Mr. Stand On Business' ... a health sciences major ... chose Milwaukee because he loved the culture and wanted to win games ... career goal is to better himself as a player on and off the court and to play professionally and get paid a lot of money to win championships ... most memorable sports experience was hitting a game-winning three-point shot ... lists playing 2K and Madden video games as a hobby ... born January 13, 2003.

Year	G-GS	Min.-MPG	FG-FGA	FG%	3pt-Att	3pt%	FT-FTA	FT%	O-D	Reb	RPG	Ast	TO	BL	ST	Pts	PPG
2022-23 (MDCC)	29-29	875-30.2	151-346	.436	25-102	.245	77-117	.658	48-197	245	8.4	69	67	21	41	404	13.9
2023-24 (Butler)	27-25	659-24.4	126-277	.455	23-79	.291	63-91	.692	52-231	283	10.5	37	57	12	23	338	12.5
Totals 2 years	56-54	1534-27.4	277-623	.445	48-181	.265	140-208	.673	100-428	528	9.4	106	124	33	64	742	13.3

G



#5



AJ McKee

6-2 • 205 • Redshirt Senior

Charlotte, N.C.

Independence / Queens (N.C.)

Prior to MKE: Arrives at Milwaukee following a stellar run at Queens University, where he was a three-year starter (he started the last 108 games consecutively) ... led the team in scoring in 2023-24 with his 18.8 ppg average, while adding 4.0 rebounds, 2.4 assists, and 1.7 steals per game ... ranked third in the Atlantic Sun Conference in scoring, becoming the seventh player in program history to cross the 1,500-point mark for a career ... connected on 44.7 percent (215-of-481) of his field goals overall, including 32.3 percent (62-of-192) from three-point range, while making 73.4 percent (127-of-173) from the line ... scored in double-figures in 31 of 33 games and was named ASUN Second-Team All-Conference ... started all 33 games in 2022-23 and averaged 15.4 points, 4.3 rebounds, and 1.8 assists per game ... named an ASUN Third-Team member, netting 20+ points on 10 occasions including a season-high 28 points at North Florida ... for his career, appeared in 121 games (113 starts), averaging 13.1 points per contest.

High School: Named conference player of the year and an all-district selection after averaging 11.0 points, 3.8 rebounds, 3.1 assists, and 2.0 steals per game during senior season ... led team to 22-7 record and second consecutive conference regular-season and tournament championships ... as a junior, named a first-team all-conference selection after averaging 14.4 points, 3.4 rebounds, and 2.9 assists per game ... led team to a 31-1 record and the North Carolina 4A State Championship in junior season ... named MVP of state title game after scoring game-high 20 points ... finished four-year high school career with a 96-26 record (.787 win pct.) ... played club basketball for Team Charlotte (2016-19).

Personal: Son of Andra' McKee and Shanna McMillan ... given name is Andra' ... a communications major ... chose Milwaukee because it felt like a home away from home ... career goal is to play professional basketball ... most memorable sports experience was winning the conference tournament with Coach Lundy at Queens ... lists his hobby as 'playing the game' ... born May 13, 2001.

Year	G-GS	Min.-MPG	FG-FGA	FG%	3pt-Att	3pt%	FT-FTA	FT%	O-D	Reb	RPG	Ast	TO	BL	ST	Pts	PPG
2020-21 (Queens)	22-14	475-21.6	60-150	.400	24-66	.364	32-49	.653	23-39	62	2.8	34	29	4	27	176	8.0
2021-22 (Queens)	33-33	932-28.2	97-243	.399	47-136	.346	42-58	.724	55-65	120	3.6	51	32	8	45	283	8.6
2022-23 (Queens)	33-33	1046-31.7	157-364	.431	58-148	.392	136-176	.773	58-85	143	4.3	58	63	6	36	508	15.4
2023-24 (Queens)	33-33	1043-31.6	215-481	.447	62-192	.323	127-173	.734	34-97	131	4.0	80	62	10	57	619	18.8
Totals 4 years	121-113	3496-28.9	529-1238	.427	191-542	.352	337-456	.739	170-286	456	3.8	223	186	28	165	1586	13.1

G



#6



Esyah Pippa-White

6-2 • 180 • Sophomore

Portland, Oregon

Gresham / Odessa College

Prior to MKE: Joins the program after most recently playing at Odessa College in Odessa, Texas ... averaged 10.1 points, 2.0 rebounds, and 1.9 assists per game in 2023-24, helping lead the team to a 26-9 overall record and all the way to the quarterfinals of the 2024 NJCAA Division I Men's Basketball Championship ... capped the season by picking up Western Junior College Athletic Conference Freshman of the Year accolades ... appeared in all 35 games as a true freshman, scoring in double figures on 17 occasions, including a season-best 27-point outburst against Adams State ... shot 74.2 percent (98-of-132) from the free-throw line and finished third on the team in scoring ... named to the all-academic team.

High School: Was a four-year starter at Gresham High school, averaging 24.6 points a game as a senior while earning Second Team Class 6A All-State accolades ... tabbed with First-Team Mt. Hood Conference postseason honors multiple times, as well as league Player of the Year as a sophomore ... set the school career scoring record with 1,703 points ... played club basketball for Elite 24 and Dream Vision.

Personal: Son of Clifford White and Jenny Pippa ... dad played professionally overseas and was also a member of the Harlem Globetrotters ... a business major ... chose Milwaukee because of the great coaching staff and a great group of guys on the team around him that all want the same goal ... career goal is to play professionally and get paid for playing the game that he loves ... most memorable sports experience was breaking his high school record for career points while leading his team to the state playoffs for the first time in 30 years ... lists hobbies as working out, playing video games, and watching movies ... has done volunteer work helping feed the homeless ... nickname is 'Light Skin Mamba' ... born November 9, 2003.

Year	G-GS	Min.-MPG	FG-FGA	FG%	3pt-Att	3pt%	FT-FTA	FT%	O-D	Reb	RPG	Ast	TO	BL	ST	Pts	PPG
2023-24 (Odessa)	35-12	707-20.2	103-266	.387	49-160	.306	98-132	.742	26-43	69	2.0	65	42	3	31	353	10.1
Totals 1 year	35-12	707-20.2	103-266	.387	49-160	.306	98-132	.742	26-43	69	2.0	65	42	3	31	353	10.1

F



#24



Danilo Jovanovich

6-8 • 216 • Junior

Milwaukee, Wis.

Whitnall / Louisville

Prior to MKE: Spent 2023-24 playing for Louisville, appearing in 20 games while making five starts despite missing some time due to injury ... averaged 1.2 points and 1.1 rebounds per game in 8.3 minutes ... that followed his freshman campaign at Miami, appearing in one contest for a team that made the Final Four before redshirting ... held numerous NCAA Division I offers including DePaul, Illinois, UIC, Penn State, USC and Wake Forest.

High School: Put together a brilliant prep career at Whitnall High School, finishing as the runner-up for Mr. Basketball in Wisconsin as a senior in 2022 ... two-time all-state ... labeled a four-star recruit by ESPN and a three-star player by 247Sports and Rivals, was considered the third-best prospect in Wisconsin by 247Sports and fifth-best by ESPN ... McDonald's All-American Game nominee was a two-time unanimous conference player of the year and capped his career with Associated Press First Team All-State accolades after averaging 29.0 points and 11.0 rebounds per game ... led the team to a 21-4 record, including a perfect 12-0 mark in league play ... that followed a junior campaign in which he averaged 23.0 points and 8.0 rebounds a contest and a sophomore season in which he was named first-team all-league after scoring 21.0 ppg ... played at the club level with Phenom U (2019-22).

Personal: Son of Milan and Bozana Jovanovich ... nickname is DLO ... a health sciences major ... chose Milwaukee because of the great program and coaches and that it was close to home ... career goal is to play professional basketball ... most memorable sports experience was going to the NCAA Final Four at Miami ... lists playing video games and sleeping as hobbies ... has done volunteer/community service work with his church ... born October 9, 2003.

Year	G-GS	Min.-MPG	FG-FGA	FG%	3pt-Att	3pt%	FT-FTA	FT%	O-D	Reb	RPG	Ast	TO	BL	ST	Pts	PPG
2022-23 (MIAMI)	1-0	2-2.0	0-0	.000	0-0	.000	0-0	.000	0-0	0	0.0	0	0	0	0	0	0.0
2023-24 (LVILLE)	20-5	165-8.3	9-25	.360	0-6	.000	6-7	.857	11-11	22	1.1	5	4	2	2	24	1.2
Totals 2 years	21-5	167-8.0	9-25	.360	0-6	.000	6-7	.857	11-11	22	1.0	5	4	2	2	24	1.1

G



#13



TJ Cusciotta

6-4 • 198 • Freshman

White Bear Lake, Minn.

White Bear Lake

High School: Played four years on the basketball court at White Bear Lake High School ... picked up Independent Metro Athletic All-Conference honors ... also played two seasons with the football team as a wide receiver ... competed for four seasons with Grassroots Sizzle on the club level.

Personal: Son of Thomas and Nikole Cusciotta ... given name is Thomas James ... a business and pre-law double major ... chose Milwaukee because it felt like 'home away from home' and he liked the coaching staff and how they believed in him ... career goal is to play professionally overseas after graduating ... most memorable sports experience was the state championship his junior season ... lists basketball, hanging out with teammates, and playing video games as hobbies ... has done community service/volunteer work at St. Helenas School in Minneapolis, Minn. ... born July 27, 2005.

G



#20



Maurice Thomas

6-0 • 175 • Redshirt Freshman

Chicago, Ill.

DePaul College Prep

2023-24: Redshirted the season and maintained freshman eligibility.

High School: Led DePaul Prep to its first-ever state championship in school history as a senior, making 11-of-13 free throws while scoring a game-high 24 points in the title game, adding four assists and three steals ... named Third Team IBCA 2A All-State ... picked up fourth-team All-Catholic league honors after leading team in scoring (13.5 ppg/2.5 apg/2.0 rpg) ... averaged 15.3 ppg in the postseason ... named MVP in "Battle of the Bridge" Thanksgiving Tournament ... 4.08 GPA in the classroom ... honor roll with distinction ... played club hoops for Ill. Hoopsters, Greater Purpose, and Y&R.

Personal: Son of Harry Thomas and Maribel Sosa-Thomas ... nickname is "Reece" ... sister played at Pepperdine ... a business major ... chose Milwaukee because the community and environment was something that he was looking for and he also likes the style of play ... career goal is to win the Horizon League and play a role in it and participate in March Madness ... most memorable sports experience was winning the state championship ... lists reading, meditation, watching anime, and basketball as hobbies ... walked dogs as part of community service; also involved in the Four Initiative program ... born October 25, 2004.

F



#21



MJ Stackhouse

6-7 • 230 • Freshman

Zion, Ill.

Kenosha Indian Trail

High School: Named Wisconsin Basketball Coaches Association First Team All-State and Associated Press High Honorable Mention All-State as a senior after averaging 25.5 points, 14.4 rebounds, 2.3 assists, and 1.4 blocks per game his final campaign at Indian Trail High School in Kenosha, Wis. ... repeated as Southeast Conference Player of the Year and SEC First-Team after leading the league in scoring and rebounding ... crossed the 1,000-point mark for his career ... recorded double-doubles in 12 of 14 SEC games, adding three 30-plus point scoring outbursts ... averaged 22.3 points and 8.9 rebounds a game as a junior ... WBCA Division I First Team All-State ... competed from 2022-24 for Phenom University at the club level.

Personal: Son of Manasseh, Sr., and Naomi Stackhouse ... given name is Manasseh ... a finance major ... chose Milwaukee because of the style of play and because it felt like home and was a perfect fit ... career goal is to make it to the NBA and to graduate from college ... most memorable sports experience was the game where he was offered by UWM to continue playing at the next level ... lists basketball and playing video games as hobbies ... born May 5, 2006.

G



#23



Austin Villarreal

6-1 • 175 • Freshman

Pewaukee, Wis.

Arrowhead

High School: Three-year varsity member of the basketball team at Arrowhead High School ... member of 2023 WIAA DI State Runners-Up team ... two-time Classic 8 All-Conference honoree ... Wisconsin Basketball Coaches Association All-Star ... WBCA All-State Honorable Mention ... finished career with career shooting percentages of 45 percent from three-point range and 82 percent from the free-throw line ... played club basketball for Team Herro / The Pro Lane.

Personal: Son of Ernesto and Yolanda Villarreal ... a communications major ... also a member of the MKE track & field team in the 2023-24 school year ... has three siblings - Derrick, Isabella, and Sofia ... comes from a sports family: brother Derrick played golf for NCAA DI Charleston Southern, father Ernesto played tennis for North Texas, grandfather was drafted by the Cleveland Indians ... chose Milwaukee because it is close to home and has a great track program and now has the chance to play basketball ... born August 5, 2004.

Overall Statistics

##	Player	GP-GS	Min	Min/G	Total		3-ptrs		FT-FTA	PCT	Rebounds		Avg	PF-FO	A	TO	Blk	Stl	Pts	Avg
					FG-FGA	PCT	3FG-FGA	PCT			Off-Def	TOT								
10	Bj Freeman	27-22	869	32.2	189-448	.422	66-188	.351	126-153	.824	33-146	179	6.6	47-1	111	98	12	29	570	21.1
8	Erik Pratt	34-24	931	27.4	150-366	.410	70-194	.361	56-70	.800	31-80	111	3.3	54-1	76	43	9	16	426	12.5
4	Kentrell Pullian	35-32	1005	28.7	120-293	.410	41-149	.275	82-108	.759	57-107	164	4.7	90-2	72	47	5	35	363	10.4
22	Faizon Fields	35-16	729	20.8	116-202	.574	1-9	.111	93-132	.705	101-123	224	6.4	99-3	28	44	39	25	326	9.3
2	Elijah Jamison	35-23	928	26.5	109-283	.385	28-99	.283	66-89	.742	15-85	100	2.9	81-4	94	75	3	20	312	8.9
1	Markeith Browning	11-9	321	29.2	35-86	.407	8-32	.250	5-25	.600	12-27	39	3.5	23-0	28	31	7	9	93	8.5
13	Langston Wilson	32-11	445	13.9	73-134	.545	2-22	.091	33-51	.647	43-97	140	4.4	52-0	8	21	32	6	181	5.7
3	Zach Howell	10-1	81	8.1	14-32	.438	10-23	.435	4-6	.667	2-4	6	0.6	9-0	3	0	1	4	42	4.2
5	Angelo Stuart	32-2	386	12.1	44-114	.386	26-77	.338	20-27	.741	5-21	26	0.8	20-0	15	7	1	10	134	4.2
25	Aaron Franklin	20-6	344	17.2	35-62	.565	8-19	.421	4-6	.667	28-47	75	3.8	26-0	11	16	4	11	82	4.1
34	Darius Duffy	25-17	459	18.4	39-54	.722	0-0	.000	11-35	.314	44-3	87	3.5	39-0	15	12	32	14	89	3.6
27	Dominic Ham	17-10	223	13.1	16-33	.485	10-24	.417	13-18	.722	15-24	39	2.3	31-1	13	8	0	11	55	3.2
11	Learic Davis	33-2	333	10.1	31-76	.408	7-25	.280	21-27	.778	18-26	44	1.3	53-0	24	16	8	18	90	2.7
15	Simeon Murchison	23-0	63	2.7	9-14	.643	0-0	.000	1-3	.333	6-9	15	0.7	10-0	0	3	2	0	19	0.8
21	Vinko Polovic	7-0	7	1.0	0-1	.000	0-0	.000	0-0	.000	0-2	2	0.3	1-0	0	0	0	0	0	0.0
TM	Team										63-50	113				18				
Panthers		35	7125		980-2198	.446	277-861	.322	545-750	.727	473-891	1364	39.0	635-12	498	439	155	208	2782	79.5
Opponents		35	7125		962-2194	.438	288-836	.344	514-724	.747	413-845	1258	35.9	638-17	540	404	149	244	2753	78.7

Record	Overall	Home	Away	Neutral	Score By Periods (Overall)					Score By Periods (League)						
League	12-8	8-2	4-6	0-0	Milwaukee	1195	1534	42	11	2782	Milwaukee	721	845	29	11	1606
Non-League	8-7	4-2	2-3	2-2	Opponents	1294	1388	56	15	2753	Opponents	751	756	45	15	1567

League-Only Statistics

##	Player	GP-GS	Min	Min/G	Total		3-ptrs		FT-FTA	PCT	Rebounds		Avg	PF-FO	A	TO	Blk	Stl	Pts	Avg
					FG-FGA	PCT	3FG-FGA	PCT			Off-Def	TOT								
10	Bj Freeman	17-12	551	32.4	117-270	.433	44-119	.370	72-88	.818	20-100	120	7.1	30-1	81	73	10	16	350	20.6
8	Erik Pratt	20-18	586	29.3	94-227	.414	44-121	.364	27-35	.771	21-50	71	3.6	31-0	53	29	7	8	259	13.0
4	Kentrell Pullian	20-18	634	30.7	79-174	.454	25-79	.316	48-62	.774	30-68	98	4.9	51-1	34	29	3	24	231	11.6
22	Faizon Fields	20-9	466	23.3	74-129	.574	1-5	.200	56-82	.683	70-77	147	7.4	60-2	17	28	21	18	205	10.3
2	Elijah Jamison	20-14	563	28.2	62-169	.367	20-64	.313	40-55	.727	9-51	60	3.0	50-3	49	48	2	11	184	9.2
13	Langston Wilson	20-10	298	14.9	46-85	.541	1-12	.083	22-33	.667	27-65	92	4.6	35-0	7	5	22	1	115	5.8
34	Darius Duffy	10-9	225	22.5	16-19	.842	0-0	.000	4-13	.308	18-16	34	3.4	16-0	8	8	18	10	36	3.6
11	Learic Davis	20-0	232	11.6	24-53	.453	5-17	.294	15-20	.750	11-15	26	1.3	34-0	17	12	8	12	68	3.4
25	Aaron Franklin	5-1	98	19.6	6-10	.600	3-5	.600	2-2	1.000	9-16	25	5.0	7-0	3	8	1	6	17	3.4
27	Domnic Ham	11-6	158	14.4	11-20	.550	8-15	.533	7-12	.583	3-18	31	2.8	18-0	8	7	0	6	37	3.4
5	Angelo Stuart	20-2	204	10.2	20-52	.385	12-36	.333	8-9	.889	0-12	12	0.6	11-0	8	4	0	6	60	3.0
15	Simeon Murchison	18-0	55	3.0	9-12	.750	0-0	.000	1-3	.333	6-7	13	0.7	10-0	0	2	2	0	19	1.0
21	Vinko Polovic	4-0	3	0.8	0-0	.000	0-0	.000	0-0	.000	0-0	0	0.0	0-0	0	0	0	0	0	0.0
3	Zach Howell	1-0	6	6.2	0-3	.000	0-2	.000	0-0	.000	1-0	1	1.0	1-0	0	0	0	0	0	0.0
1	Markeith Browning	1-1	40	39.5	9-14	.643	1-4	.250	6-8	.750	2-2	4	4.0	1-0	1	3	0	0	25	25.0
TM	Team										33-21	54				10				
Panthers		20	4100		567-1237	.458	164-479	.342	308-422	.730	270-518	788	39.4	355-7	286	276	94	118	1606	80.3
Opponents		20	4100		544-1273	.427	161-482	.334	318-413	.770	243-459	702	35.1	369-10	301	234	72	146	1567	78.4

Date	Opponent	W/L	Score	Attendance	High Scorer	High Rebounder
Nov. 6	Stout	W	91-73	1,297	(18) Angelo Stuart	(12) Kentrell Pullian
Nov. 11	at Providence	L	79-69	12,090	(33) BJ Freeman	(10) BJ Freeman
Nov. 14	at #25 Colorado	L	106-79	6,181	(15) Zach Howell	(6) Kentrell Pullian
Nov. 17	Luther	W	85-56	2,373	(23) BJ Freeman	(6) BJ Freeman
						(6) Kentrel Pullian
Nov. 20	vs. Stetson #	L	85-67	2,153	(20) BJ Freeman	(5) BJ Freeman
						(5) Darius Duffy
Nov. 21	vs. Siena #	W	61-59	1,502	(18) BJ Freeman	(7) Faizon Fields
Nov. 25	Southern Miss	L	90-84	1,605	(21) Kentrell Pullian	(9) Faizon Fields
Dec. 2	at Green Bay*	L	70-58	2,320	(25) Markeith Browning	(11) Aaron Franklin
Dec. 6	at St. Thomas (MN)	L	75-71	1,316	(17) Erik Pratt	(6) Kentrell Pullian
Dec. 9	at UC Davis	W	81-79	1,143	(18) Erik Pratt	(6) Aaron Franklin
Dec. 13	Longwood	L	80-67	1,551	(12) Erik Pratt	(7) Aaron Franklin
Dec. 22	Chattanooga	W OT	85-83	1,501	(29) Erik Pratt	(10) Darius Duffy
Dec. 29	Robert Morris*	W	78-75	1,722	(28) Kentrell Pullian	(9) Darius Duffy
Dec. 31	Wright State*	W	91-83	1,794	(23) BJ Freeman	(6) BJ Freeman
						(6) Darius Duffy
Jan. 4	at Oakland*	L	100-95	2,248	(21) Kentrell Pullian	(12) Faizon Fields
Jan. 6	at Detroit Mercy*	W	84-61	889	(20) Erik Pratt	(9) BJ Freeman
Jan. 12	Cleveland State*	W	88-80	1,431	(21) Erik Pratt	(14) Langston Wilson
Jan. 18	at Northern Kentucky*	L	90-72	3,405	(22) Elijah Jamison	(7) Kentrell Pullian
Jan. 20	at Wright State*	L	95-81	5,398	(17) BJ Freeman	(9) Erik Pratt
Jan. 25	Detroit Mercy*	W	87-71	2,341	(22) BJ Freeman	(11) BJ Freeman
Jan. 27	Oakland*	L OT2	91-87	2,729	(27) Kentrell Pullian	(16) Faizon Fields
Feb. 1	at Purdue Fort Wayne*	W	68-65	903	(26) BJ Freeman	(12) Faizon Fields
Feb. 4	IUPUI*	W	87-67	1,616	(19) BJ Freeman	(12) Faizon Fields
Feb. 8	at Youngstown State*	L OT	97-85	3,046	(24) BJ Freeman	(16) Faizon Fields
Feb. 10	at Robert Morris*	L	71-60	1,084	(23) BJ Freeman	(7) BJ Freeman
						(7) Faizon Fields
Feb. 14	at Cleveland State*	W	71-68	1,281	(17) Faizon Fields	(12) Kentrell Pullian
Feb. 17	Northern Kentucky*	W	73-72	2,509	(26) BJ Freeman	(11) BJ Freeman
						(11) Langston Wilson
Feb. 23	Youngstown State*	L OT	84-80	2,296	(22) BJ Freeman	(10) Faizon Fields
Feb. 25	Purdue Fort Wayne*	W	96-88	2,194	(38) BJ Freeman	(6) Erik Pratt
						(6) Faizon Fields
Feb. 28	at IUPUI*	W	75-70	1,180	(22) BJ Freeman	(10) BJ Freeman
March 2	Green Bay*	W	90-69	4,037	(22) BJ Freeman	(11) BJ Freeman
March 5	Detroit Mercy \$	W	83-79	1,558	(30) BJ Freeman	(10) BJ Freeman
March 7	at Green Bay \$	W	95-84	2,394	(32) BJ Freeman	(10) BJ Freeman
March 11	vs. Northern Kentucky \$	W	82-75	--	(27) BJ Freeman	(16) Faizon Fields
March 12	vs. Oakland \$	L	83-76	--	(16) Erik Pratt	(9) Aaron Franklin

* - Horizon League Game

- Sunshine Slam (Daytona Beach, Fla.)

\$ - Horizon League Tournament Contest

Horizon League Standings

	League		Overall	
	W-L	Pct.	W-L	Pct.
Oakland	15-5	.750	24-12	.667
Youngstown St.	14-6	.700	22-10	.688
Green Bay	13-7	.650	18-14	.563
Wright State	13-7	.650	18-14	.563
Northern Ky.	12-8	.600	18-15	.545
Milwaukee	12-8	.600	20-15	.571
Cleveland State	11-9	.550	21-15	.583
Purdue FW	11-9	.550	23-13	.639
Robert Morris	6-14	.300	10-22	.313
IUPUI	2-18	.100	6-26	.188
Detroit Mercy	1-19	.050	1-31	.031

Horizon League Tournament

INDY 2024

Campus Sites

First Round - Tuesday, March 5

Game 1: (6) Milwaukee 83, (11) Detroit Mercy 79
 Game 2: (7) Cleveland State 85, (10) IUPUI 66
 Game 3: (8) Purdue Fort Wayne 78, (9) RMU 63

Quarterfinals - Thursday, March 7

Game 4: (1) Oakland 75, (8) Purdue Fort Wayne 65
 Game 5: (7) Cleveland State 82, (2) Youngstown State 70
 Game 6: (6) Milwaukee 95, (3) Green Bay 84
 Game 7: (5) Northern Ky. 99, (4) Wright State 97 (OT)

Indiana Farmers Coliseum (Indianapolis, Indiana)

Semifinals - Monday, March 11

Game 8: (1) Oakland 74, (7) Cleveland State 71
 Game 9: (6) Milwaukee 82, (5) Northern Kentucky 75

Championship - Tuesday, March 12

Game 10: (1) Oakland 83, (6) Milwaukee 76

All-Tournament Team

Trey Townsend, Oakland (MVP)
 Jack Gohlke, Oakland
 Faizon Fields, Milwaukee
 BJ Freeman, Milwaukee
 Trey Robinson, Northern Kentucky



HORIZON LEAGUE

Postseason Awards

PLAYER OF THE YEAR

Trey Townsend, Oakland

NEWCOMER OF THE YEAR

Noah Reynolds, Green Bay

FRESHMAN OF THE YEAR

David Douglas Jr., Green Bay

DEFENSIVE PLAYER OF THE YEAR

Trey Robinson, Northern Kentucky

SIXTH MAN OF THE YEAR

Jack Gohlke, Oakland

COACH OF THE YEAR

Sundance Wicks, Green Bay

FIRST TEAM ALL-LEAGUE

Tristan Enaruna, Cleveland State, Sr., F
 Noah Reynolds, Green Bay, Jr., G
 Marques Warrick, Northern Kentucky, Sr., G
 Trey Townsend, Oakland, Sr., F
 Trey Calvin, Wright State, Gr., G

SECOND TEAM ALL-LEAGUE

BJ Freeman, Milwaukee, Jr., G/F
 Blake Lampman, Oakland, Gr., G
 Brandon Noel, Wright State, R-So., F
 DJ Burns, Youngstown State, 5th, F
 Ziggy Reid, Youngstown State, 5th, F

THIRD TEAM ALL-LEAGUE

Rasheed Bello, Purdue Fort Wayne, Jr., G
 Jalen Jackson, Purdue Fort Wayne, So., G
 Markeese Hastings, Robert Morris, Gr., F
 Tanner Holden, Wright State, Gr., G
 Brett Thompson, Youngstown State, 5th, G

ALL-FRESHMAN TEAM

David Douglas Jr., Green Bay, G
 Marcus Hall, Green Bay, F
 Randall Pettus II, Northern Kentucky, G
 Corey Hadnot II, Purdue Fort Wayne, G
 Gabe Dynes, Youngstown State, C

ALL-DEFENSIVE TEAM

Trey Robinson, Northern Kentucky, Sr., G
 Rasheed Bello, Purdue Fort Wayne, Jr., G
 Anthony Roberts, Purdue Fort Wayne, 5th, G
 DJ Burns, Youngstown State, 5th, F
 Gabe Dynes, Youngstown State, Fr., C

Horizon League Statistical Rankings

4. Scoring Offense	2782	79.5
8. Scoring Defense	2753	78.7
7. Scoring Margin	79.5/78.7	+0.8
6. Free Throw Percentage	545-750	.727
8. Field Goal Percentage	980-2198	.446
4. Field Goal Pct Defense	962-2194	.438
6. 3-Point FG Made	277	7.9
8. 3-Point FG Pct	277-861	.322
8. 3-Point FG Pct Defense	288-836	.344
1. Rebounding Offense	473	13.5
3. Rebounding Defense	891	25.5
2. Rebounding Margin	39.0/35.9	+3.1
2. Blocked Shots	155	4.4
4. Assists	498	14.2
9. Steals	208	5.9
7. Turnover Margin	12.5/11.5	-1.0
6. Assist/Turnover Ratio	498/439	1.1

Individuals in the league leaders

Scoring	FG	3FG	FT	Pts	Avg/G
1. BJ Freeman	189	66	126	570	21.1

Rebounding	Off	Def	Total	Avg/G
8. BJ Freeman	33	146	179	6.6
11. Faizon Fields	101	123	224	6.4
23. Kentrell Pullian	57	107	164	4.7

Free Throw %	FTM-FTA	Pct.
4. BJ Freeman	126 153	.824
17. Faizon Fields	93 132	.705

3PT FG per Game	No.	Avg/G
5. BJ Freeman	66	2.4
10. Erik Pratt	70	2.1

Assists	No.	Avg/G
6. BJ Freeman	111	4.1
16. Elijah Jamison	94	2.7
24. Erik Pratt	76	2.2

Assist/Turnover Ratio	ASSTTO	Ratio
13. BJ Freeman	111 98	1.1

Steals	No.	Avg/G
24. BJ Freeman	29	1.1

Blocks	No.	Avg/G
5. Faizon Fields	39	1.1
6. Langston Wilson	32	1.0
25. BJ Freeman	12	0.4

Minutes Played	No.	Avg/G
15. BJ Freeman	868	32.1

Opponent	1 BROWNING	2 JAMISON	3 HOWELL	4 PULLIAN	5 STUART	8 PRATT	10 FREEMAN	11 DAVIS
Stout	3-5-7	4-6-6	10-0-0	16-12-3	18-1-1	8-1-0	DNP	2-1-0
at Providence	0-2-0	4-2-0	0-0-0	2-2-3	0-0-1	12-4-0	33-10-1	DNP
at Colorado	11-0-1	10-2-0	15-3-1	4-6-1	6-1-1	9-2-1	9-5-5	0-1-0
Luther	2-3-4	15-3-2	7-1-1	9-6-5	7-1-1	3-2-0	23-6-2	0-0-0
vs. Stetson	4-4-2	2-4-2	4-0-1	6-3-2	8-2-0	10-1-0	20-5-3	0-0-0
vs. Siena	13-42	4-1-2	3-0-0	5-4-2	1-0-0	0-1-0	18-4-4	0-0-0
Southern Miss	9-3-6	16-1-3	3-1-0	21-6-3	0-0-0	DNP	14-3-2	0-1-1
at Green Bay	25-4-1	7-3-0	0-1-0	8-4-1	3-0-1	0-0-0	DNP	0-0-0
at St. Thomas	6-4-2	13-2-3	0-0-0	0-6-6	11-4-1	17-2-0	DNP	5-1-1
at UC Davis	10-5-2	5-1-0	0-0-0	2-0-1	9-2-1	18-3-4	DNP	8-4-3
Longwood	10-5-1	11-2-2	DNP	7-2-1	2-1-0	12-3-2	DNP	2-3-2
Chattanooga	--	11-6-8	DNP	26-8-2	4-2-1	29-9-1	DNP	DNP
Robert Morris	--	7-4-2	DNP	28-3-1	0-1-0	27-5-3	DNP	3-0-0
Wright State	--	4-3-3	DNP	20-4-4	6-0-2	15-1-3	23-6-6	5-0-2
at Oakland	--	13-4-7	DNP	21-5-1	0-0-0	11-3-3	15-5-3	2-0-0
at Detroit Mercy	--	6-5-2	DNP	15-8-2	0-0-0	20-3-0	15-9-4	4-4-2
Cleveland St.	--	20-3-2	DNP	2-2-0	0-0-1	21-6-4	14-10-5	2-0-0
at Northern Ky.	--	22-5-1	DNP	4-7-3	3-0-0	14-3-2	15-3-7	2-1-2
at Wright State	--	11-3-3	DNP	15-5-0	5-1-1	13-9-3	17-2-2	7-2-0
Detroit Mercy	--	10-6-4	DNP	20-10-3	0-1-0	9-0-2	22-11-5	4-1-0
Oakland	--	2-0-2	DNP	27-8-3	1-1-0	16-2-2	7-6-9	0-0-0
at Purdue FW	--	6-3-1	DNP	7-2-0	2-1-0	5-4-3	26-8-4	5-2-1
IUPUI	--	6-6-5	DNP	9-2-0	8-0-1	13-6-5	19-6-6	4-1-4
at Youngstown St.	--	15-4-5	DNP	2-8-3	0-1-0	14-4-0	24-7-5	8-0-3
at Robert Morris	--	4-2-1	DNP	0-3-2	9-2-1	7-2-1	23-7-2	2-2-0
at Cleveland St.	--	11-4-3	DNP	9-12-3	2-1-1	13-4-3	DNP	10-4-1
Northern Ky.	--	8-0-3	DNP	9-4-0	6-0-0	13-5-4	26-11-5	0-2-0
Youngstown St.	--	5-2-2	DNP	13-4-1	5-1-0	6-4-5	22-4-8	0-0-0
Purdue FW	--	10-0-0	DNP	4-4-2	0-1-0	14-6-4	38-4-4	5-0-1
at IUPUI	--	3-1-1	DNP	8-2-2	5-0-0	13-2-1	22-10-0	5-4-0
Green Bay	--	14-2-2	DNP	10-1-3	5-1-0	15-2-5	22-11-6	0-3-1
Detroit Mercy	--	8-2-3	DNP	7-3-2	8-0-0	11-1-5	30-10-5	0-0-0
at Green Bay	--	9-5-4	DNP	2-1-0	DNP	15-2-4	32-10-5	2-7-0
vs. Northern Ky.	--	8-1-4	DNP	10-5-3	DNP	7-5-2	27-3-2	3-0-0
vs. Oakland	--	8-2-6	DNP	15-2-4	DNP	16-4-4	14-3-1	0-0-0

Milwaukee Individual Game Highs

Points	38	Bj Freeman vs. Purdue Fort Wayne (2/25/2024)	3-Pt FG Pct.	1.000 (5-5)	Kentrell Pullian vs. Oakland (1/27/2024)
	33	Bj Freeman at Providence (11/11/2023)		1.000 (2-2)	Two times
	32	Bj Freeman at Green Bay (3/7/2024)	Free Throws Made	11	Kentrell Pullian vs. Robert Morris (12/29/2023)
	30	Bj Freeman vs. Detroit Mercy (3/5/2024)		11	Bj Freeman at Providence (11/11/2023)
	29	Erik Pratt vs. Chattanooga (12/22/2023)	Free Throw Att.	14	Bj Freeman at Green Bay (3/7/2024)
FG Made	15	Bj Freeman vs. Purdue Fort Wayne (2/25/2024)		13	Kentrell Pullian vs. Robert Morris (12/29/2023)
	10	Four times	FT Pct.	1.000 (11-11)	Bj Freeman at Providence (11/11/2023)
Field Goal Att.	26	Bj Freeman at Providence (11/11/2023)		1.000 (9-9)	Bj Freeman vs. Detroit Mercy (3/5/2024)
	24	Bj Freeman vs. Northern Kentucky (3/11/2024)		1.000 (8-8)	Bj Freeman at IUPUI (2/28/2024)
	24	Bj Freeman vs. Purdue Fort Wayne (2/25/2024)	Rebounds	16	Faizon Fields vs. Northern Kentucky (3/11/2024)
FG Pct.	.875 (7-8)	Faizon Fields at Green Bay (3/7/2024)		16	Faizon Fields at Youngstown State (2/8/2024)
	.875 (7-8)	Faizon Fields vs. IUPUI (2/4/2024)		16	Faizon Fields vs. Oakland (1/27/2024)
3-Point FG Made	6	Erik Pratt at Detroit Mercy (1/6/2024)	Assists	9	Bj Freeman vs. Oakland (1/27/2024)
	6	Erik Pratt vs. Chattanooga (12/22/2023)		8	Two times
	6	Bj Freeman vs. Stetson (11/20/2023)	Steals	5	Kentrell Pullian vs. Luther (11/17/2023)
3-Point FG Att.	13	Erik Pratt vs. Chattanooga (12/22/2023)	Blocked Shots	5	Darius Duffy at Detroit Mercy (1/6/2024)
	12	Bj Freeman at Robert Morris (2/10/2024)	Turnovers	8	Bj Freeman at Detroit Mercy (1/6/2024)
	12	Bj Freeman vs. Stetson (11/20/2023)	Minutes	48	Kentrell Pullian vs. Oakland (1/27/2024)

Opponent	13 WILSON	15 MURCHISON	21 POLOVIC	22 FIELDS	25 FRANKLIN	27 HAM	34 DUFFY
Stout	10-4-1	0-0-0	0-2-0	9-8-0	2-4-1	5-0-0	4-4-0
at Providence	0-1-0	DNP	DNP	7-3-1	4-2-0	DNP	7-9-1
at Colorado	6-4-0	0-1-0	DNP	2-2-1	6-4-1	0-0-0	1-1-0
Luther	14-4-0	0-1-0	0-0-0	3-4-2	0-1-1	DNP	2-4-0
vs. Stetson	4-2-0	DNP	DNP	2-0-1	0-3-0	DNP	7-5-0
vs. Siena	2-2-0	DNP	DNP	9-7-0	2-1-0	DNP	4-6-0
Southern Miss	2-3-0	DNP	DNP	17-9-1	0-1-0	DNP	2-2-0
at Green Bay	3-2-0	DNP	DNP	4-2-0	5-11-1	0-0-0	3-2-1
at St. Thomas	DNP	DNP	DNP	5-4-0	8-2-2	DNP	6-4-2
at UC Davis	DNP	0-0-0	DNP	6-2-0	15-6-0	DNP	8-4-2
Longwood	DNP	DNP	DNP	7-3-1	9-7-1	DNP	7-1-2
Chattanooga	6-7-0	DNP	DNP	0-0-0	6-2-2	DNP	3-10-0
Robert Morris	6-5-0	0-2-0	DNP	2-4-0	DNP	DNP	5-9-1
Wright State	2-2-0	0-0-0	DNP	8-4-1	DNP	DNP	8-6-1
at Oakland	12-6-0	2-0-0	DNP	17-12-2	DNP	DNP	2-3-0
at Detroit Mercy	11-8-0	0-1-0	0-0-0	12-6-0	DNP	DNP	1-5-2
Cleveland St.	13-14-2	2-1-0	DNP	8-5-0	DNP	DNP	6-2-2
at Northern Ky.	4-3-0	0-0-0	0-0-0	6-5-0	DNP	DNP	2-0-0
at Wright State	2-3-1	5-1-0	DNP	4-3-0	DNP	DNP	2-4-0
Detroit Mercy	5-4-0	0-1-0	DNP	10-3-1	DNP	DNP	7-2-1
Oakland	13-4-1	0-1-0	DNP	21-16-1	DNP	0-1-0	DNP
at Purdue FW	11-7-0	0-0-0	DNP	6-12-1	DNP	0-1-0	DNP
IUPUI	10-4-1	2-2-0	0-0-0	16-12-2	DNP	0-0-0	DNP
at Youngstown St.	8-2-0	0-0-0	DNP	14-16-0	DNP	DNP	DNP
at Robert Morris	0-2-0	0-0-0	DNP	7-7-2	DNP	8-1-1	DNP
at Cleveland St.	2-4-0	4-1-0	DNP	17-7-1	DNP	3-5-1	DNP
Northern Ky.	7-11-1	0-1-0	DNP	4-2-2	DNP	0-4-1	DNP
Youngstown St.	0-1-0	2-0-0	DNP	13-10-1	7-9-1	7-2-1	DNP
Purdue FW	0-2-1	2-2-0	DNP	8-6-1	5-4-0	10-5-3	DNP
at IUPUI	2-4-0	DNP	DNP	14-8-2	0-1-1	3-5-1	DNP
Green Bay	4-4-0	0-0-0	0-0-0	14-7-0	0-0-0	6-7-0	0-1-0
Detroit Mercy	2-4-0	DNP	DNP	13-6-1	2-0-0	2-4-2	0-0-0
at Green Bay	8-3-0	DNP	0-0-0	19-7-0	2-3-0	6-1-1	0-0-0
vs. Northern Ky.	2-8-0	DNP	DNP	16-16-1	2-5-0	5-1-1	2-2-0
vs. Oakland	10-6-0	0-0-0	DNP	6-6-2	7-9-0	0-2-1	0-1-0

Opponent Individual Game Highs

Points	38	Trey Townsend vs. Oakland (3/12/2024)
	33	Trey Robinson vs. Northern Ky. (3/11/2024)
	32	Donovan Ivory vs. Southern Miss (11/25/2023)
	30	Jayden Stone vs. Detroit Mercy (3/5/2024)
FG Made	12	Trey Townsend vs. Oakland (3/12/2024)
	12	Aubin Gateretse vs. Stetson (11/20/2023)
Field Goal Att.	22	Trey Townsend vs. Oakland (3/12/2024)
	21	Two times
FG Pct.	.923 (12-13)	Aubin Gateretse vs. Stetson (11/20/2023)
	.857 (6-7)	Eddie Lampkin at Colorado (11/14/2023)
3-Point FG Made	8	Jack Gohlke vs. Oakland (1/27/2024)
	7	Emmanuel Kuac vs. Detroit Mercy (1/25/2024)
3-Point FG Att.	18	Jack Gohlke vs. Oakland (1/27/2024)
	14	Three times
3-Pt FG Pct.	1.000 (2-2)	Two times
Free Throws Made	14	Trey Townsend vs. Oakland (3/12/2024)
	13	Trey Townsend vs. Oakland (1/27/2024)
Free Throw Att.	18	Trey Townsend vs. Oakland (3/12/2024)
	14	Trey Townsend vs. Oakland (1/27/2024)
	14	Trey Townsend at Oakland (1/4/2024)
	14	Ty Johnson at UC Davis (12/9/2023)
FT Pct.	1.000 (9-9)	Markese Hastings vs. Robert Morris (12/29/2023)
	1.000 (8-8)	Elijah Pepper at UC Davis (12/9/2023)
	1.000 (7-7)	Two times
Rebounds	17	Tuburu Naivalurua vs. Oakland (1/27/2024)
	14	Michael Evbagharu vs. Siena (1/21/2023)
Assists	10	Jayden Stone vs. Detroit Mercy (1/25/2024)
	10	Stephan Swenson vs. Stetson (1/21/2023)
Steals	5	Three times
Blocked Shots	7	Gabe Dynes at Youngstown State (2/8/2024)
	5	Tuburu Naivalurua vs. Oakland (1/27/2024)
	5	Sam Alexis vs. Chattanooga (12/22/2023)
Turnovers	7	Michael Evbagharu vs. Siena (1/21/2023)
Minutes	48	Trey Townsend vs. Oakland (1/27/2024)

Milwaukee Team Game Highs

Points	96	Purdue Fort Wayne (2/25/2024)
	95	at Green Bay (3/7/2024)
	95	at Oakland (1/4/2024)
Field Goals Made	34	IUPUI (2/4/2024)
	34	Wright State (12/31/2023)
Field Goal Attempts	79	at Youngstown State (2/8/2024)
	75	Luther (11/17/2023)
Field Goal Percentage	.585 (31-53)	at UC Davis (12/9/2023)
	.579 (33-57)	Detroit Mercy (1/25/2024)
3 Pt Field Goals Made	16	Wright State (12/31/2023)
	13	Purdue Fort Wayne (2/25/2024)
3 Pt FG Attempts	36	Northern Kentucky (1/17/2024)
	36	at Northern Kentucky (1/18/2024)
3 Pt FG Percentage	.533 (16-30)	Wright State (12/31/2023)
	.500 (13-26)	Purdue Fort Wayne (2/25/2024)
Free Throws Made	27	at Green Bay (3/7/2024)
	26	Two times
Free Throw Attempts	37	Chattanooga (12/22/2023)
	35	Two times
Free Throw Percentage	.870 (20-23)	at Providence (11/11/2023)
	.857 (24-28)	at Detroit Mercy (1/6/2024)
Rebounds	53	at Detroit Mercy (1/6/2024)
	53	Stout (11/6/2023)
Assists	24	IUPUI (2/4/2024)
	22	Wright State (12/31/2023)
Steals	15	Luther (11/17/2023)
	12	Green Bay (3/2/2024)
Blocked Shots	9	at Detroit Mercy (1/6/2024)
	8	Robert Morris (12/29/2023)
Turnovers	19	at Cleveland State (2/14/2024)
	18	Three times
Fouls	26	Two times

Milwaukee Team Game Lows

Points	58	at Green Bay (12/2/2023)
Field Goals Made	20	at Robert Morris (2/10/2024)
Field Goal Attempts	49	at Green Bay (12/2/2023)
Field Goal Percentage	.339 (20-59)	at Robert Morris (2/10/2024)
3 Pt Field Goals Made	2	Detroit Mercy (3/5/2024)
3 Pt FG Attempts	14	Two times
3 Pt FG Percentage	.105 (2-19)	Detroit Mercy (3/5/2024)
Free Throws Made	5	at Northern Kentucky (1/18/2024)
Free Throw Attempts	7	at Northern Kentucky (1/18/2024)
Free Throw Percentage	.500 (9-18)	at Green Bay (12/2/2023)
Rebounds	28	Wright State (12/31/2023)
Assists	5	at Green Bay (12/2/2023)
Steals	1	Cleveland State (1/12/2024)
Blocked Shots	1	at Wright State (1/20/2024)
Turnovers	3	Luther (11/17/2023)
Fouls	10	Detroit Mercy (1/25/2024)

Opponent Team Game Highs

Points	106	at Colorado (11/14/2023)
	100	at Oakland (1/4/2024)
	97	at Youngstown State (2/8/2024)
Field Goals Made	37	at Colorado (11/14/2023)
	35	at Wright State (1/20/2024)
Field Goal Attempts	78	Youngstown State (2/23/2024)
	75	Chattanooga (12/22/2023)
Field Goal Percentage	.636 (35-55)	at Wright State (1/20/2024)
	.587 (37-63)	at Colorado (11/14/2023)
3 Pt Field Goals Made	15	Oakland (1/27/2024)
	13	at Colorado (11/14/2023)
3 Pt FG Attempts	41	Oakland (1/27/2024)
	36	Two times
3 Pt FG Percentage	.650 (13-20)	at Colorado (11/14/2023)
	.538 (7-13)	Two times
Free Throws Made	31	at Youngstown State (2/8/2024)
	30	at Oakland (1/4/2024)
Free Throw Attempts	39	at Youngstown State (2/8/2024)
	39	at Oakland (1/4/2024)
Free Throw Percentage	1.000 (9-9)	vs. Stetson (11/20/2023)
	1.000 (7-7)	Detroit Mercy (1/25/2024)
Rebounds	51	at Youngstown State (2/8/2024)
	50	at Oakland (1/4/2024)
Assists	25	at Colorado (11/14/2023)
	22	vs. Stetson (11/20/2023)
Steals	12	at Cleveland State (2/14/2024)
	12	Detroit Mercy (1/25/2024)
Blocked Shots	11	Two times
Turnovers	25	Luther (11/17/2023)
	17	Two times
Fouls	26	at Detroit Mercy (1/6/2024)
	25	Two times

Opponent Team Game Lows

Points	56	Luther (11/17/2023)
Field Goals Made	19	Luther (11/17/2023)
Field Goal Attempts	49	at Green Bay (12/2/2023)
Field Goal Percentage	.319 (22-69)	at Purdue Fort Wayne (2/1/2024)
3 Pt Field Goals Made	2	Two times
3 Pt FG Attempts	13	Four times
3 Pt FG Percentage	.143 (2-14)	IUPUI (2/28/2024)
Free Throws Made	6	vs. Siena (11/21/2023)
Free Throw Attempts	7	Detroit Mercy (1/25/2024)
Free Throw Percentage	.400 (6-15)	vs. Siena (11/21/2023)
Rebounds	21	at Wright State (1/20/2024)
Assists	8	at Detroit Mercy (1/6/2024)
Steals	1	at Robert Morris (2/10/2024)
Blocked Shots	0	Purdue Fort Wayne (2/25/2024)
Turnovers	5	Two times
Fouls	11	at Northern Kentucky (1/18/2024)

Double-Doubles	2023-24	Career
BJ Freeman	8	10
Faizon Fields	6	6
Kentrell Pullian	2	2
Langston Wilson	1	1

Double-Digit Scoring	2023-24	Career
BJ Freeman	25	51
Kentrell Pullian	14	32
Elijah Jamison	14	25
Erik Pratt	24	24
Markeith Browning II	5	22
Faizon Fields	14	18
Langston Wilson	9	10
Angelo Stuart	2	5
Zach Howell	2	4
Dominic Ham	1	1
Learic Davis	1	1
Aaron Franklin	1	1

20-points (30-points/40-points)	2023-24	Career
BJ Freeman	11 (4)	25 (6/1)
Kentrell Pullian	7	11
Erik Pratt	4	4
Elijah Jamison	2	2
Faizon Fields	1	1
Markeith Browning II	1	1

Leading Scorer	2023-24	Career
BJ Freeman	19	36
Kentrell Pullian	4	10
Erik Pratt	7	7
Elijah Jamison	1	4
Angelo Stuart	1	3
Faizon Fields	1	1
Zach Howell	1	1

Double-Digit Rebounding	2023-24	Career
BJ Freeman	8	9
Faizon Fields	8	8
Kentrell Pullian	2	2
Langston Wilson	2	2
Aaron Franklin	1	1
Darius Duffy	1	1

Leading Rebounder	2023-24	Career
BJ Freeman	12	20
Kentrell Pullian	5	14
Faizon Fields	13	13
Darius Duffy	3	4
Aaron Franklin	3	3
Langston Wilson	2	3
Erik Pratt	2	2
Zach Howell	-	1

Largest Halftime Lead
 9 (45-36) vs. Detroit Mercy, 1/25/24
 9 (37-28) at Detroit Mercy, 1/6/24
 7, 2 times

Largest Halftime Deficit
 20 (53-33) at Colorado, 11/14/23
 16 (38-22) at St. Thomas, 12/6/23
 15 (41-26) vs. Southern Miss, 11/25/23

Largest Milwaukee Lead
 30 (83-53) vs. Luther College, 11/17/23
 27 (87-60) vs. IUPUI, 2/4/24
 25 (84-59) at Detroit Mercy, 1/6/24

Largest Milwaukee Deficit
 38 (89-51) at Colorado, 11/14/23
 23 (57-34) vs. Southern Miss, 11/25/23
 22 (81-59) at Wright State, 1/20/24

Largest Deficits Overcome in a Win
 19 (37-18) vs. Cleveland State, 1/12/24
 15 (36-21) vs. Northern Kentucky, 3/11/24
 15 (19-4) at IUPUI, 2/28/24
 12 (21-9) at UC Davis, 12/9/23
 11 (31-20) at Cleveland State, 2/14/24

Opponent	In Paint	Off/TO	2nd Chance	Fast Break	Ties/Leads
Stout	42	14	21	23	1/1
at Providence	32	10	14	0	0/1
at Colorado	32	12	18	12	0/0
Luther	36	34	14	21	0/0
vs. Stetson	30	13	5	15	4/1
vs. Siena	26	17	11	17	26/9
Southern Miss	30	17	17	23	2/3
at Green Bay*	28	19	7	6	1/2
at St. Thomas	30	6	18	19	0/0
at UC Davis	46	15	6	11	11/7
Longwood	32	17	17	11	6/9
Chattanooga	24	8	22	5	6/5
Robert Morris*	32	12	6	13	0/1
Wright State*	36	18	7	15	3/5
at Oakland*	38	14	19	10	1/2
at Detroit Mercy*	36	22	24	18	5/4
Cleveland St.*	48	6	14	26	5/3
at Northern Ky.*	28	16	9	8	0/3
at Wright State*	36	9	12	7	9/4
Detroit Mercy*	56	17	13	31	4/1
Oakland*	38	13	11	20	16/7
at Purdue FW*	34	14	9	19	5/2
IUPUI*	50	14	16	24	1/3
at Youngstown St.	38	14	16	16	4/4
at Robert Morris*	22	10	7	12	6/3
at Cleveland St.	32	8	13	14	10/4
Northern Ky.	28	8	18	17	19/7
Youngstown St.	30	11	7	18	9/6
Purdue FW*	34	8	13	17	14/10
at IUPUI*	40	20	15	13	9/10
Green Bay*	48	27	15	27	14/4
Detroit Mercy	56	15	11	22	12/12
at Green Bay	54	13	9	9	5/6
vs. Northern Ky.	46	3	14	10	1/0
vs. Oakland	44	7	18	6	10/6
TOTALS	1292/36.9	481/13.7	466/13.3	535/15.3	219/145

Leads = Lead Changes

Double Doubles	Date	#	#	20-Point Games	Date	Points
Kentrell Pullian	11/6	16 pts	12 reb	BJ Freeman	11/11	33 points
BJ Freeman	11/11	33 pts	10 reb	BJ Freeman	11/17	23 points
Faizon Fields	1/4	17 pts	12 reb	BJ Freeman	11/20	20 points
BJ Freeman	1/12	14 pts	10 reb	Kentrell Pullian	11/25	21 points
Langston Wilson	1/12	13 pts	14 reb	Markeith Browning II	12/2	25 points
BJ Freeman	1/25	22 pts	11 reb	Erik Pratt	12/22	29 points
Kentrell Pullian	1/25	20 pts	10 reb	Kentrell Pullian	12/22	26 points
Faizon Fields	1/27	21 pts	16 reb	Kentrell Pullian	12/29	28 points
Faizon Fields	2/4	16 pts	12 reb	Erik Pratt	12/29	27 points
Faizon Fields	2/8	14 pts	16 reb	BJ Freeman	12/31	23 points
BJ Freeman	2/17	26 pts	11 reb	Kentrell Pullian	12/31	20 points
Faizon Fields	2/23	13 pts	10 reb	Kentrell Pullian	1/4	21 points
BJ Freeman	2/28	22 pts	10 reb	Erik Pratt	1/6	20 points
BJ Freeman	3/2	22 pts	11 reb	Erik Pratt	1/12	21 points
BJ Freeman	3/5	30 pts	10 reb	Elijah Jamison	1/12	20 points
BJ Freeman	3/7	32 pts	10 reb	Elijah Jamison	1/18	22 points
Faizon Fields	3/11	16 pts	16 reb	BJ Freeman	1/25	22 points
				Kentrell Pullian	1/25	20 points
				Kentrell Pullian	1/27	27 points
				Faizon Fields	1/27	21 points
				BJ Freeman	2/1	26 points
				BJ Freeman	2/8	24 points
				BJ Freeman	2/10	23 points
				BJ Freeman	2/17	26 points
				BJ Freeman	2/23	22 points
				BJ Freeman	2/25	38 points
				BJ Freeman	2/28	22 points
				BJ Freeman	3/2	22 points
				BJ Freeman	3/5	30 points
				BJ Freeman	3/7	32 points
				BJ Freeman	3/11	27 points

From its birth in 1895, through its move from NCAA Division III to NCAA Division I competition, the UWM men's basketball program has spawned plenty of success and countless memorable moments.


The early years of Milwaukee basketball, when the school was actually known as the Wisconsin State Normal School and the Panthers were the "Normals," saw the team post success against a wide variety of curious opponents. Three seasons in those early years stand out. The 1911-12 and 1912-13 squads each posted 14-2 records under the direction of Emmett "Doc" Angeli, who actually left the University of Wisconsin-Madison to take over the program in Milwaukee. During those two years, the team lost just once in 11 games against state schools from Whitewater, Platteville, Oshkosh and La Crosse. Then, during the 1914-15 season under first-year coach Barney Anderson, the Normals won a record 15 games, including two wins against the Marquette Dentists College.

After leaving the school for two years, Anderson returned to lead the Normals to 11 wins during the 1923-24 season. That would be the last time the program would reach double figures in wins as the Wisconsin State Normal School.

The school name changed in 1927, as UWM would then be known as the Milwaukee State Teachers College for the next 30 years. The nickname also changed, as the school colors of Green and White sparked the nickname "Green Gulls."

The Green Gulls won 12 games under Guy Penwell during the 1935-36 season, and it was apparent Penwell had the program on the right track. Penwell led the Green Gulls to plus-.500 records for seven of the next eight seasons, including a perfect 16-0 record during the 1940-41 season. And, after the Gulls dipped to 10-12 in 1948-49, Penwell led his team to a 20-7 mark during the 1949-50 season. The 20 wins became a school record that would stand for nearly 40 years.

Russ Rebholz was next in line to coach the Green Gulls, and he was the coach in 1951 when the school name again changed to Wisconsin State College-Milwaukee. The name would change again in 1956,



Dexter Riesch was named to the All-Decade Team for the 1960's

as the school would be known as the University of Wisconsin-Milwaukee from that point forward. The nickname also changed two more times. First, the school colors changed to Red and White as UWM became known as the "Cardinals" from 1956-65. Finally, in 1965, the colors changed to the current black and gold, and the nickname became "Panthers."

If the "modern era" of Milwaukee basketball began when the school officially became known as UWM, it was Rebholz who started the modern era with a bang. UWM was 17-4 during the 1958-59 season and 18-4 during the 1959-60 season. In 1960, UWM made its first-ever post-season appearance, playing in an NCAA Regional Tournament in Wheaton, Ill., falling to Lincoln but beating Augustana for its first-ever postseason win.

The program moved through the 1960's in above-average fashion, winning at least 14 games for five-straight seasons and finishing above .500 for nine-straight seasons into the early 1970's.

The era of the 1970's was marked by UWM's first foray into NCAA Division I basketball. The Panthers spent seven seasons in Division I, playing what would best be described as a mixed schedule. UWM faced well-known big schools Tennessee, Cincinnati and Florida State while also maintaining small-school rivalries with Oshkosh, River Falls, Lewis and others.

Milwaukee's All-Decade Teams

1930's

Al Hohler
Paul Humke
Ray Krzoska
W. Jess. Rudinger
Wally Sprangers

1940's

Bob Bolz
Ken Buehler
Wally Fricke
George Jablonski
Leo Kratz
Ken Lemmer

1950's

Jerry Grohowski
Tom Hanrahan
Tom Kneusel
Jerry Stanzer
Dave Vincent

1960's

Todd Fredenberg
Phil Michalovitz
Larry Reed
Tom Reikowski
Dexter Riesch

1970's

Glen Allen
Richard Cox
Henry Davis
Gerald Hardnett
Harold Lee

1980's

Randy Doss
Kevin Jones
Andy Ronan
Erik Schten
Clarence Wright

1990's

Craig Greene
Von McDade
Marc Mitchell
Joe Schultz
Shannon Smith

2000's

Adrian Tigert
Dylan Page
Clay Tucker
Joah Tucker
Ed McCants

2010's


Matt Tiby
Jordan Aaron
Tony Meier
Anthony Hill
Kaylon Williams

The move to Division I came for the 1973-74 campaign, right after Charles Parsley led UWM to 18 wins during the 1972-73 season. The short-lived Division I stay was highlighted by the 19 wins Bob Gottlieb helped the Panthers to in 1976-77. But after a 9-17 mark in the 1979-80 season, UWM dropped down to NCAA Division III play.

It didn't take long for UWM to find success again, as UWM's next postseason appearance came in the 1981-82 season, when UWM finished 20-6 under Bob Voight. The Panthers lost to Augustana on its home floor in an NCAA Division III Midwest Regional game, then bounced back to beat Beloit in the consolation game. During the mid-1980's, UWM moved to the NAIA ranks briefly, falling to UW-Eau Claire 51-48 at Zorn Arena in Eau Claire in the NAIA District 14 Tournament.

Steve Antrim took over the Panther basketball program for the 1987-88 season, and some of the best years in UWM basketball history followed. Antrim helped the Panthers to the NCAA Division II Elite Eight during the 1988-89 season, as UWM won two games at the North Central Regional before falling to Southeast Missouri State two steps shy of a national championship. They finished 24-7 that season - then a school-record for victories - and recorded the highest-ever national finish for a Milwaukee men's basketball team at any level.

Following that run, the transition to an NCAA Division I men's basketball program was on. UWM finished 18-10 during its first full season of Division I play in



Erik Schten was a third-team CoSIDA Academic All-American in 1988



The resurgence of Panther basketball has helped increase fan interest

1990-91, then won 20 games the following season. Still competing as an independent, the Panthers finished the 1992-93 season 23-4, but were left out of the postseason. That season was highlighted by UWM's only prior victory over the University of Wisconsin. The 1993-94 campaign was the program's only year in the Mid-Continent Conference, and UWM made the move to the Midwestern Collegiate Conference in 1994. Ric Cobb replaced Antrim in 1995 before Bo Ryan was called upon in 1999 to restart the lagging program at Milwaukee.

Ryan did just what was asked for, leading the Panthers to their first plus-.500 season in seven years when UWM finished 15-14 in 1999-2000. UWM won 15 more games the next season. But the growth was far from done. Under Bruce Pearl, who took over when Ryan left for Wisconsin following the 2001-02 season, the Panthers made their first-ever NCAA Division I Tournament appearance after winning the Horizon League title.

A last-second loss to Notre Dame didn't slow the Panthers' momentum, though, as the success continued into the 2003-04 season. The Panthers won the Horizon League regular season title and were selected for the National Invitation Tournament for the first time in school history. Once in the NIT, UWM won its first-ever NCAA Division I postseason game, beating Rice at the U.S. Cellular Arena. The Panthers were then eliminated from the tournament three nights later in a tight contest at Boise State, but the stage was set for an unprecedented run of success over the next two seasons.

Postseason History

UWM's basketball history has included 11 national postseason appearances. The 2005-06 berth into the NCAA Tournament capped a streak of four-straight Division I postseason appearance for the program. The 2003 NCAA Division I Men's Basketball Tournament bid marked a first Division I postseason appearance for the program, which had also appeared in the postseason in Division II and Division III play. MKE's only postseason appearances as an NAIA school came on the district level.

1960 Small College Regional at Wheaton, Ill.

L, 100-92 vs. Lincoln
W, 109-82 vs. Augustana (Ill.)

1982 NCAA Division III Regional at Rock Island, Ill.

L, 70-63 at Augustana (Ill.)
W, 75-73 vs. Beloit

1989 NCAA Division II Tournament Regional at Greeley, Colo.

W, 99-95 vs. Augustana (S.D.)
W, 89-88 (ot) at N. Colorado
Elite Eight at Springfield, Mass.
L, 93-84 vs. SE Missouri St.

2003 NCAA Division I Tournament First Round at Indianapolis, Ind.

L, 70-69 vs. Notre Dame

2004 NIT

Opening Round at Milwaukee, Wis.

W, 91-63 vs. Rice

First Round at Nampa, Idaho

L, 73-70 at Boise State

2005 NCAA Division I Tournament 1st/2nd Round at Cleveland, Ohio

W, 85-73 vs. Alabama

W, 85-75 vs. Boston College

Regional Semifinal at Rosemont, Ill.

L, 77-63 vs. Illinois

2006 NCAA Division I Tournament 1st/2nd Round at Jacksonville, Fla.

W, 82-74 vs. Oklahoma

L, 82-60 vs. Florida

2010 NIT

First Round at Evanston, Ill.

L, 70-61 at Northwestern

2011 CBI

First Round at Fort Worth, Tex.

L, 83-73 at TCU

2014 NCAA Division I Tournament First Round at Buffalo, N.Y.

L, 73-53 vs. Villanova

2023 CBI

1st/2nd Round at Daytona Beach, Fla.

W, 87-83 vs. Stetson (OT)

L, 76-65 vs. Charlotte

Milwaukee Coaches Through The Years

Coach	Years	W-L	Pct.
None Listed	12 (1896-08)	79-46	.632
Charles Davies	2 (1908-10)	11-19	.367
Emmett Angeli	4 (1910-14)	51-17	.750
Barney Anderson	9 (1914-17; 20-26)	59-76-1	.438
Paul Stothart	1 (1917-18)	1-9	.100
George Downer	2 (1918-20)	15-12	.556
Milton Murray	4 (1926-30)	17-40	.298
Guy Penwell	18 (1930-42; 46-52)	186-145	.562
John Tierney	4 (1942-46)	34-25	.577
Russ Rebholz	11 (1952-63)	123-105	.539
Ray Krzoska	7 (1963-70)	86-87	.497
Charles Parsley	3 (1970-73)	46-29	.613
Bill Klucas	3 (1973-75)	22-30	.423
Bob Gottlieb	5 (1975-80)	62-70	.470
Bob Voight	3 (1980-83)	51-25	.671
Ray Swatella	4 (1983-87)	33-74	.308
Steve Antrim	8 (1987-95)	124-100	.554
Ric Cobb	4 (1995-99)	28-81	.257
Bo Ryan	2 (1999-2001)	30-27	.526
Bruce Pearl	4 (2001-05)	86-38	.694
Rob Jeter	11 (2005-2016)	184-170	.520
LaVall Jordan	1 (2016-17)	11-24	.314
Pat Baldwin	5 (2017-22)	57-92	.383
Bart Lundy	2 (2022-24)	42-27	.609




Charles Parsley (top) and Bruce Pearl are two of seven UWM coaches who won at least 60 percent of their games at the school

In 2004-05, UWM went back to the NCAA Tournament after a thrilling Horizon League Tournament championship win. Once in the NCAA's, the Panthers pulled off upsets of Alabama and Boston College, launching the program into the national spotlight. The tournament run ended with a loss to top-ranked Illinois, but the Panthers finished the season with a school-record 26 wins and ranked 23rd in the nation in the ESPN/USA Today Top 25.

Bruce Pearl left to become the head coach at the University of Tennessee, but new coach Rob Jeter picked up right where Pearl left off. In 2005-06, UWM won 22 more games, advancing to the NCAA Tournament for the third time in four seasons. In the tournament, the Panthers upset Oklahoma before bowing out to eventual national champion Florida in the second round.

The Panthers then quickly started rebuilding after the loss of seven seniors. UWM increased its number of wins every year between 2006-07 and 2009-10 before returning to the top of the Horizon League in 2010-11. That year, the Panthers won their final nine regular season league games to claim the title, eventually advancing to the NIT for the second time.

More postseason berths came next, with an invitation to the College Basketball Invitational following a 20-14 season in 2011-12 and a return to the NCAA Tournament following a thrilling run in the 2014 Horizon League Tournament that saw the Panthers become the first five seed to advance to the league title game since 2002 and the first-ever to claim the crown. The team also became the first 10 seed to advance to the league tournament championship in March of 2017 and made a triumphant return to the postseason in 2023 in Bart Lundy's first season



Dylan Page helped lead the Panthers into the 2003 NCAA Tournament

as the head coach with a trip to the CBI.

Aside from the success on the court, there are plenty of other signs that many great days for Panther basketball lie ahead. UWM has set new attendance records annually. The Panthers' season ticket base continues to grow, plus UWM has enjoyed increased national exposure, expanding television and radio coverage, a competitive schedule and more. Milwaukee basketball has become known from coast-to-coast in the college basketball world. Now, alumni, students and fans await the writing of the next exciting chapter of Panther basketball.

League Championship History

WNC/WSTCC/WSCC
1913 Regular Season

1934 Regular Season
Shared with UW-Superior

1940 Regular Season

1941 Regular Season
Shared with UW-Superior

1943 Regular Season
Shared with UW-Platteville, UW-Stout
and UW-Whitewater

1948 Regular Season
Shared with UW-Oshkosh,
UW-Platteville and UW-Stevens Point

1960 Regular Season

**Horizon League
2003 League Tournament**
UWM finished second during the
regular season before claiming the
tournament title on its homecourt

2004 Regular Season
The Panthers won their first 10 league
games en route to a first-ever Division I
regular-season league crown

2005 Regular Season
Milwaukee again dominated the league,
winning 14 games and
claiming the title by four games

2005 League Tournament
UWM won the league tournament on
its homecourt in a 59-58 nail-biter
over Detroit

2006 Regular Season
The Panthers lived up to preseason
expectations, bolting to an 8-1 league
start to take the title

2006 League Tournament
UWM wasn't threatened in
winning another tournament crown
on its homecourt

2011 Regular Season
UWM won its final nine league games to
earn a part of the title with Butler
and Cleveland State

2014 League Tournament
Milwaukee claimed a berth with a
stirring four-game run through the
Horizon League Tournament that included
wins at top-seeded Green Bay and at third-
seeded Wright State

~A~

Jordan Aaron	2013,'14
DeAndre Abram	2019,'20
Olofu Agbaji	1991,'92
Jerard Ajami	2010,'11
Ben Alberts	1927
Bob Alexander	1947
Amir Allen	2019,'20,'21
Glen Allen	1974,'75,'76
Ryan Allen	2011,'12
Adrian Anderson	1998
Kaylan Anderson	2007,'08,'09
Kelvin Anderson	1995,'97
Donald Anderson	1910,'11
Chad Angeli	1998,'99,'00,'01
Bob Anthony	1989,'90
Austin Arians	2013,'14,'16
Darryl Arnold	1988,'89
John Arnold	1970,'71
Bobby Arthur-Williams	2019,'20
Miles Aquino	1983,'84
Chuck Avercamp	1946
Jason Averkamp	2007,'08,'09,'10
George Avikilowski	1963

~B~

Chas Bachman	1918
Dave Baker	1963,'64,'65
Vin Baker, Jr.	2022,'23
Charles Baldwin	1917
Patrick Baldwin Jr.	2022
Louis Bandlow	1908,'11
Francis Barditt	1946
Bryce Barnes	2017,'18,'19
George Barnes	1977,'78,'79
Jim Barnett	1981
Richard Bartell	1965
George Bassford	1909,'11
Steve Batovski	1931
Dan Beaudoin	1947
Edmund Beeman	1901
Kenneth Beers	1914,'15
Stanley Beers	1911,'12
Tyler Behrendt	2018,'19,'20
Ron Bekken	1958,'59
Jerry Belin	1970
Jeremiah Bell	2017,'18
Jerry Bell	1966,'67,'68,'69
Paul Belot	1937
Michael Bendall	2005,'06,'07
Bruce Bennett	1937
Don Berendt	1953
Norbert Berry	1924,'25
Bob Beyer	1970
Peter Bickler	1899
Kenneth Bigler	1965
Arturro Bingham	2020
Rick Birk	1971
Alvin Bitzer	1923,'24,'25
Mike Blair	1963
Dorion Bledsoe	1990
Jack Bleier	1968,'69,'70
Ken Blessing	1942
Lonnie Boga	2010,'11
Shaquille Boga	2012
Mark Bogan	1987
Moses Bol	2022,'23
Jim Boldt	1948
Clayton Boll	1932
Bob Bolz	1947,'48,'49
Leon Bond, Jr.	1991
Edward Borgelt	1919,'20
Don Bornemann	1947
Everette Boutelle	1936
Dick Bowen	1946
Tone Boyle	2009,'11
Ben Brey	1902

Mark Briggs	1992,'93,'94,'96
Cal Brockman	1945
Courtney Brown Jr.	2020,'21
Markeith Browning II	2022,'23,'24
John Bruggink	1924,'25,'26
Willie Bryant	1980,'81
William Bucket	1903
Louis Bu Dahn	1903
Ken Buehler	1939,'40,'41,'42
Francis Burditt	1946
Randy Bureta	1968,'69
Burghardt	1936
Sam Burkhardt	2017,'18
Walter Bussewitz	1906

~C~

Cyrus Caldwell	1997,'98,'99
Ricardo Calzada	1972
Thomas Campion	1908,'09
Archie Carson	1905,'06,'07
Don Carstensen	1961
Charles Carter	1897,'98
Mitchell Carter	2011
Orville Carter	1956
Sanford Carter	1933,'34
Sam Castagna	1946
Odell Chamberlain	1988
Mark Chavlovich	1985
L.S. Chervosky	1903
Brent Chitty	1982
Anton Christensen	1921,'22
Cibik	1936
Adrian Coffey	2000
Chris Coffey	1986
Art Coggan	1932,'33
Artie Cohen	1931
Grant Coleman	2021
Milt Coleman	1964
Marcus Coniglaro	1903,'04
Terry Constant	1965
Daniel Corcoran	1905,'06
Kenneth Corwin	1936
John Costello	1965
Al Cottrell	1962,'63,'64
Kevin Cox	1984
Richard Cox	1972,'73,'74
Robert Craft	1958,'59,'60
Sorrell Crawford	1995
Hart Croake	1913,'14
Timothy Cronin	1905
Ralph Crow	1932,'33
Robert Crowley	1941
Tim Cullen	1977,'78
John Curry	1942,'43
Joseph Curry	1943
Le Roy Curtis	1902
George Cwiklowski	1958,'61,'62,'63
Rich Czarnecki	1981,'82
Joe Czechowicz	2004

~D~

George Dahl	1929
William Darling	1897,'98
Willard Dassow	1933,'34,'35
Mike Daun	1965
Bob Davidson	1963
Boo Davis	2005,'06
Henry Davis	1969,'70,'71
Learic Davis	2024
B. Deguaime	1957
Jack Dentinger	1937,'38
Art Derksen	1950
Earnell DeShazen	1975
Jim Dietrich	1954,'55,'56,'57
Ken Dilloo	1996
Dimitre Dintchev	1995
Seth Dittmer	2017,'18

Frank Doerflinger	1897
Gerald Domke	1954,'55,'58
Walt Donaldson	1970
Walter Dorow	1932
Randy Doss	1990,'91
Malcolm Dotson	1976,'77
Scott Dougherty	1995,'96
Ralph Doyle	1927,'28
Tom Draws	1952
Howard Droegcamp	1927
Roy Drumm	1939,'40
Darius Duffy	2024
William B. Duquaine	1957
Derek Durham	1995,'96
Mickey Dwyer	1974,'75

~E~

Pat Easterlin	1993,'94
Leslie Eaton	1917
James Eayrs	2009,'10
Carl Eckenrod	1934,'35,'36,'37
Robert Eckenrod	1937,'38,'39,'40
Deon Edmonds	1990,'91,'92
Chet Edwards	1967,'68,'69
Keon Edwards	2023
Tom Ehlers	1953
George Elliott	1931,'32,'33
Tyler Ellingson	2021,'22
Gilbert Ellis	1923,'24
Harry Emigh	1931
Arthur Enters	1926,'27,'28
Lance Erickson	1974
Frank Ernst	1931,'32
Don Etter	1972
Craig Evans	1994
Lane Evans	1989,'91,'92
"Red" Evans	1925
Brodie Ewert	1996
Mike Ewing	1971,'72

~F~

Bob Fabich	1952,'53,'54,'57
Ottman Falge	1904
David Feld	1927
Faizon Fields	2024
Adam Finley	2003,'04
Tom Finley	1962
Fitzgerald	1920
Herman Fleischer	1896
Bob Flood	1979,'80,'81
Art Fluck	1943,'48
John Foley	1921,'22
Kenneth Fons	1956
Edward Foote	1901
Kenny Foots	1973
Derrick Ford	2005,'06
Sidney Foster	1918
John Foti	1931
Shaun Fountain	1999,2000
Jim Frank	1962,'63,'64,'65
Aaron Franklin	2024
Ricky Franklin	2007,'08,'09,'10
Terry Fredenberg	1967,'68,'69
Todd Fredenberg	1964,'65,'66,'67
Jerry Frederick	1964
Jason Frederick	2000,'01,'02,'03
BJ Freeman	2023,'24
Wally Fricke	1943,'48
Frederick Froede	1912

~G~

Galecki	1939
Derek Gallagher	1970
Michael Gardner	1975
B. Gasten	1956
Stephen Gaydos	1957,'58
Bob Genova	1950,'56

Roman Gentry	2007
Erv Gerboth	1928,'29,'30
Archie Gerschowitz	1931
Norm Geske	1947
Richard Geske	1947
DeAndre Gholston	2021,'22
Glenn Gifford	1917
Paul Gigot	1986
Otto Gilbert	1896,'97
Morrel Gilman	1904
John Gilmore	1997
Tim Gittens	1998
Tim Guillette	1998
Jerry Gleason	1946
Chuck Gloor	1951,'52,'53
Dwayne Glover	1984,'85
Kerry Glover	1980,'81
Arthur Gnewuch	1927,'28
Goetz	1940
Joel Golsteyn	1981
Sid Gordon	1914
Arnold Gother	1929,'30,'31
Henry Gother	1932,'33
John Gourley	1907,'08
A.C. Grace	1902
Norm Gradecki	1948
Ralph Gray	1912,'13,'14
Ted Gray	1912
Craig Greene	1990,'91,'92,'93
Kessem Grimes	1973,'74
Don Grindrod	1950,'51,'52
Jerry Grochowski	1958,'59,'60,'61
Joseph Gromacki	1955,'56
Ed Gross	1950
Henry Groth	1896
Ervin Gruber	1926
Richard Gruetzmacher	1965
Jim Gruszka	1981,'82
Tim Guillette	1997,'98,'99
Paris Gulley	2012,'13
Jim Gunderson	1948,'50
Jerome Gunville	1936,'37,'38
Chuck Gunneau	1941,'42,'43
Quinton Gustavson	2012,'13, 14

~H~

James Haarsma	2012,'13
August Haas	2017,'18
Clarence Haasch	1921
Elmer Habegger	1915
Dan Hackbarth	1970,'71
Dave Hackbarth	1970
Ed Haeger	1946
Ryan Haggerty	2010,'11,'12,'13
Barney Hall	1983
Dominic Ham	2023,'24
Will Hamilton	1898
Devon Hancock	2021,'22
Orrin Hammetter	1919
Dale Handford	1994
Ed Hanlon	1942
Tom Hanrahan	1952,'53,'54,'57
Nick Hansen	2004,'05,'06,'07
Allan Hanson	2005,'06,'07,'08
Gerald Hardnett	1975,'76,'77,'78
Ray Hardy	1982
Jared Hardwick	1998,'99
Demetrius Harris	2012,'13
Homer Harrison	1907
Marty Harrison	1962,'63,'64
Alfred Harvey	1910,'11
Cameron Harvey	2017
Tom Hecker	1982,'83,'84
Jan Held	1984
Brian Helf	1968,'70
Bruce Hendley	1928,'29,'30
Harrison Henderson	2020

The all-time roster is developed from rosters on file in the MKE Sports Information Office. If you have any additions or corrections for the list, please e-mail them to czills@uwm.edu.

Special thank you to Richard Earle for numerous updates prior to print in 2018-19.

Vinko Polovic 2023,'24
Poole 1921
Maurice Poole 1988
Burleigh Porte 2009,'10
Raymond Porter 1913
Mickey Postorino 1966,'67,'68,'69
John Potter 1898
Marvin Powell 1973,'74
Alex Prah 2015,'16,'17,'18
Brett Prah 2015,'16,'17,'18
Erik Pratt 2024
James Price 1918
Larry Price 1971
Willis Price 1974,'76
Dave Prinovic 1959
William Proffitt 1946
Chris Pulliams 1997
Kentrell Pullian 2023,'24
M. Pullman 1954
Putchinski 1939

~Q~

Jack Quinlevan 1980
John Quirk 1985

~R~

Dennis Radabaugh 1965
William Rahl 2000
Joe Rahn 1948
William Rahr 1900
Jerry Rakowski 1950
Ahmad Rand 2023
Edward Randall 1906
Clarence Rasmussen 1915
Jack Raymond 1962
Luther Reagan 1940
Frank Reak 1924
Tom Rebholz 1958,'60,'61,'62
Larry Reed 1960,'65,'66,'67
Tom Reikowski 1966,'67,'68,'69,'70
David Reinheimer 1956
Perry Reynolds 1929
Evan Richard 2012,'13,'14,'15
Bruce Richardson 1951
Wally Rieke 1946
Tim Ricks 1993,'94
Marsh Rieboldt 1941,'46
Dexter Riesch 1967,'68,'69,'70
Donald Ricci 1951
Marvin Risner 1971
Dean Risseauw 1963
Archie Roberts 1974,'75
Deonte Roberts 2008,'09,'10
Mitch Roelke 2011,'12,'13,'14
William Rogan 1910,'11
Roy Rogers 1898
Warren Rohn 1947
Andy Ronan 1989,'90
Derek Rongstad 2016,'17
Joe Rosenberg 1932
Arnold Ross 1919,'20,'21

Billy Ross 1989
Kyle Ross 2022
Mike Ross 1983
Keith Rosser 1979,'81
Erv Rother 1946
Darius Roy 2019,'20
Willard Rudiger 1935,'36,'37
Clarence Ruehle 1925,'26
Hans Ruenzel 1902,'03
Reinhardt Ruhnke 1900
Jack Runkel 1925,'26,'27
Matt Ryan 2001
Will Ryan 2002
Jerry Ryerson 1948,'50

~S~

Rob Sanders 2002,'03,'04,'05
Walter Sawyer 1924
Wilbert St. Julien 1972,'73
Joey St. Pierre 2022
John Schafer 1991
Lee Schenkenberg 1908,'09,'11
Harold Schee 1921
Fred Schlatter 1911
Russ Schmelzer 1977
Russ Schlundt 1976,'77,'78,'79
Ray Schmidt 1932,'33
Kermit Schweers 1922,'23,'24
Wally Schloerke 1944
William Schommer 1931
Nathan Schrameyer 1994,'95,'96
Chester Schroeder 1942,'43
Bill Schroeder 1929,'30,'31
Erik Schten 1986,'87,'88
Hilton Schuh 1917
Chuck Schultz 1961
Harry Schulze 1953
Joe Schultz 1991,'92
Otto Schultz 1936
Norm Schulze 1950
Jim Schweitz 1940
Ralph Seefeld 1943
Robert Seeger 1935,'36,'37,'38
Fred Seidl 1901
Edward Seifert 1912,'13
Wil Sessoms 2019,'20
Dick Shapiro 1943
Marcus Skinner 2007,'08
Keith Siegel 1998
Nellis Siegert 1966
William Simmonis 1898
Tafari Simms 2021,'22
Ernest Simonis 1896
Eugene Sims 1992,'93,'94
Jasin Sinani 2022
Jim Skarie 1969,'70
James Skewes '11
Lester Skornicka 1930,'31
Wellington Smart 1933
John Smilanich 1984,'85,'86
Avery Smith 2006,'07,'09
Frank Smith 1942,'43
Jutiki Smith 1994,'95,'96
G. Smith 1901
Shannon Smith 1995,'96
Wes Smith 1950,'51
Sam Sokol 1944
Tim Sonnentag 1985
Isadore Sorce 1964
Patrick Souter 2010,'11
Mike Sowder 2000,'01
Ed Sparks 1972
Howard Spangenberg 1939,'40
Allen Spears 1993
Spencer 1965
Nelson Spencer 1975
Brent Sporleder 1972,'73
Walter Sprangers 1935,'36

Akeem Springs 2015,'16
Jerry Stanzer 1954,'55,'56,'57
Don Stapleton 1929,'33
Jimmy Stamas 2015
Ron Stanton 1958,'59,'60,'61
Joe Starck 1965
Staron 1928
Corey Statham 1993,'94
Jack Steel 1946
Dick Steffan 1953,'54
Rich Stejskal 1988,'90
Alvin Stengel 1905
Klaus Sterzik 1983
Bob Steskal 1943
Deyan Stojanovich 1993
Harry Stoll 1922,'23
Phil Stolz 1967
Paul Stothart 1912,'13
Arthur Strange 1914,'15
Craig Streff 1963, 1965
Angelo Stuart 2023,'24
Dan Studer 2015,'16,'17
Brock Stull 2016,'17,'18
Roger Suntner 1953
Allen Suttle 1966
Robert Sweet 1937,'38
George Swessel 1950
Charlie Swiggett 2007,'08,'09
Leif Svanoe 1934,'35

~T~

Ed Taibl 1941,'43
Warren Tamms 1942
George Tandy 1972,'73
Kirk Tatge 1976,'77,'78,'79
Brian Taylor 2023
Kaleim Taylor 2021
Terry Taylor 1963
Hollins Terry 1987
Ted Tetzlaff 1939,'40,'41
Richard Tews 1936,'37,'38
Josh Thomas 2020,'21,'22
Justin Thomas 2023
Robert Thompson 1901
Ryan Thornton 2007
Jojo Thruston 1977
Matt Tiby 2014,'15,'16
John Tierney 1943
Adrian Tigert 2002,'04,'05,'06
Clem Tilton 1939
Don Tofte 1946
Lee Trad 1971
Larry Treadwell 1998,'99
Ricky Trotter 1979,'80
Clay Tucker 2000,'01,'02,'03
Joah Tucker 2004,'05,'06
Maurice Turner 1986,'87,'88,'89
Tenus Tuttrup 1919
Michael Tyler 2010
Scotty Tyler 2016

~U~

Barry Umbs 1967,'68,'69
Glen Ulrichsen 1946,'49

~V~

Leroy Van Dale 1928,'29, 1931
Phil Vanderhyden 1969
Al Van Mullen 1984
Harold Veeder 1898,'99
Dave Vincent 1958,'59,'60,'61
Ken Voigt 1962
Kevin Volbert 1977
Harold Van Horne 1928,'29,'30
Al Van Scooter 1962

~W~

Ossie Wadewitz 1943
Earl Wagner 1953,'54

Al Walker 1976,'77,'78
Riley Walker 2010
Walter 1919
Charles Wall 1923
Gene Walrath 1926,'27,'28
Harry Warren 1975
Carson Warren-Newsome 2018,'19
Don Weaver 1948
Robert Weber 1930,'31
Weber 1963
Dave Weber 1980
Robert Weaver 1948
Gerald Weichmann 1953
William Weisend 1904
Dan Weiss 2000,'01,'02,'03
West 1920
Henry Westendorf 1957
Wetzel 1928
Reggie Wheeler 1998,'99,'00,'01
Dave Whelan 1944
Harold White 1926,'27
Trinson White 2014,'15
Wickerman 1963
Cody Wichmann 2014,'15,'16,'17
Wieland 1900
Bruce Wienke 1962
Lincoln Wieseman 2020
Tom Wilbern 1966
C.J. Wilbourn 2020,'21
Robert Wilhelmi 1956
Edgar Williams 1972,'73
Kaylon Williams 2011,'12
Randy Williams 1979
Willis 1968
Jerry Willis 1972,'73,'74
Ron Wilman 1963
Dave Wilson 1984,'85
Langston Wilson 2024
Derrick Wimmer 2005,'06
John Windler 1966
Ron Winkler 1963
Jerome Winn 1939,'40,'41
Jose Winston 2003
Winters 1961
Earl Witte 1916,'17
Earl Witte 1962
Bob Wittman 1987
Christian Wolf 2011,'12,'13
H. Wolter 1919
Kerry Worthham 1980
Fred Worthington 1903,'04
Bob Wright 1971,'72
Clarence Wright 1988,'89
Jake Wright 2019
James Wright 2001,'02,'04,'05
Steve Wright 1996
D. Wulff 1922
Allan Wulz 1951,'52,'53

~X~Y~Z~

Tyrone Young 2006
Ken Zach 1958,'59,'60
O. Zeman 1913
Larry Zereth 1985,'86
Mike Zingale 1925
Robert Zuppke 1901
Mike Zwitter 1961

William G. Appleby
Class of 1956 • Inducted 1979

Appleby was recognized mainly for his efforts in track, though he also played basketball at UWM. He was UWM's first track athlete to compete in a national decathlon, performing in the 1955 National Decathlon and the 1956 Olympic Trials and Kansas Relays.

Kenneth L. Buehler
Class of 1942 • Inducted 1974


Buehler was a three-time all-conference honoree in basketball. In fact, he was the league's leading scorer for two seasons. He was also a football star at the school.

Sam J. Castagna
Class of 1949 • Inducted 1990

Castagna was a four-year letterman in football and a two-year letterman in basketball. He was a member of the MSTC championship football teams in 1946 and 1947.

Richard C. Cox
Class of 1974 • Inducted 1988

Cox was a four-year letterwinner in basketball. He was a two-time most valuable player and leading rebounder. He was also named UWM's Senior Athlete in 1974.



Henry J. Davis, Jr.
Class of 1972 • Inducted 1992

Davis was a three-time letterwinner in basketball. He captained the team for two seasons and was the leading scorer and rebounder his junior year.

About The Bud K. Haidet Athletic Hall of Fame

The University of Wisconsin-Milwaukee Bud K. Haidet Athletic Hall of Fame, renamed to honor the former Athletic Director in 2009, has inducted over 200 members since starting to recognize former student-athletes and coaches in 1972. Each year, a panel of athletic administrators and alums solicit nominations for honorees, and the panel decides on that year's inductees. Former student-athletes, coaches and administrators are also eligible for consideration. The former student-athletes listed on these pages all played basketball at Milwaukee, though some may have earned their status as a UWM Hall of Famer through the accomplishments in other sports while at the University. The most recent men's basketball inductee into the Hall of Fame was Craig Greene, who was inducted in 2023.

Arthur L. Derksen
Class of 1951 • Inducted 1990

Derksen played three years of basketball but earned his recognition for football. As a fullback he was a member of the WSC conference champion team in 1947. He was also a member of the WSC All-Conference team in 1950.

James Dietrich
Class of 1957 • Inducted 1976

Dietrich earned four letters in basketball and two in baseball at UWM. Upon graduation, Dietrich went on to become a basketball coach in the Manitowoc area, first as an assistant at Manitowoc Lincoln and then as the head coach. In 1964, he took his team to the state tournament and won the consolation championship.

Robert E. Eckenrod
Class of 1942 • Inducted 1976

Eckenrod was the first 12-letter winner in the school's history, earning four letters apiece in three sports - basketball, football and track. Better known for his efforts in football and track, Eckenrod also played basketball.

Frank Ernst
Class of 1933 • Inducted 1982

Ernst played forward/center on the 1931, 1932 and 1933 basketball teams. He also competed in the high jump and pole vault on the track team and played football.

Ernst set what was the state record in the high jump at the time, recording a leap of 6'1".

Terry M. Fredenburg
Class of 1968 • Inducted 1981

Fredenburg earned seven letters at UWM, four in football and three in basketball. He was mainly known for his play on the gridiron, earning MVP honors in 1967 and 1968. He won the Herman Kluge Award in 1968 and was sixth in the NCAA for receiving in 1966 and 1967.

Walter G. Fricke
Class of 1949 • Inducted in 1976

Fricke won five letters in basketball, four in football and one in track, earning all-league honors throughout his career.

Erwin Gerboth
Class of 1931 • Inducted 1985

Gerboth was a center on the basketball team, though was known for his football and track exploits. He played on football teams that won conference championships in 1929 and 1930. The track team won state titles all three years he competed and he set records in the shot put and discus.

G. Arnold Gother
Class of 1932 • Inducted 1980

Gother won seven letters during 1929 and 1930. He was an all-conference player in football and basketball, along with earning awards as the most outstanding golfer and wrestler. He never lost a football game in his career at the school.

Craig Greene
Class of 1993 • Inducted 2023

Greene was a Panther while the program was transitioning to the NCAA Division I level – his career spanned 1989 to 1993 – and was one of the most successful of his era. When he graduated, his DI totals of 1,174 points and 505 rebounds both ranked No. 1 on the career list. His overall collegiate totals include 1,216 points and 557 rebounds – one of nine players in the all-time history of MKE basketball to cross both the 1,000-point/500-rebound thresholds. He led the team in scoring as both a junior (16.9 ppg) and senior (career-high 17.3 points per game) and also topped the roster in rebounding both of those campaigns (5.8 rpg/6.9 rpg).

Gerald Grohowski
Class of 1963 • Inducted 1977

Grohowski scored 1,684 points in his four years, sending him to the top of the UWM scoring charts at the time. During his career, UWM won 56 and lost 27 and played in a NCAA Regional. He was named WSC All-Conference three times and received small college honorable mention in 1961.



Jerome Gunville
Class of 1939 • Inducted 1985

Gunville won nine letters from Milwaukee State Teachers College in track, basketball and football between 1936-39. He was the state conference pole vault champ in 1939 and won the Coach's Award in football as the most improved player that same year.

Thomas D. Hanrahan
Class of 1957 • Inducted 1989

Hanrahan was a basketball standout for Milwaukee State Teachers College and UWM from 1951-'54 and returned in 1956-'57 after serving two years in the armed forces. A small college honorable mention All-American, Hanrahan was a two-time co-captain and set the record for most points scored in one game with 33 in 1953-'54. In that same game, he also set a record for most free throws made with 15.

Raymond J. Heim
Class of 1955 • Inducted 1985

Heim competed in football, baseball, basketball and track for Milwaukee Extension. He was captain of the football and baseball teams, and won a special award from the Wisconsin Alumni Club in 1954 as the Extension Center's Football Athlete of the Year. Heim was inducted into the Wisconsin High School Football Coaches Association Hall of Fame in March of 1985 after compiling a record of 103-55-6 in 20 years of coaching.

Bruce Hendley
Class of 1933 • Inducted 1993


A 1933 graduate at Milwaukee State Teachers College, Hendley received four letters in basketball. He was captain of the team in 1930.

Albert A. Hohler
Class of 1935 • Inducted 1990

Hohler played football and basketball for Milwaukee State Teachers College from 1931-35. He was captain of the 1933 and 1934 basketball teams and was named on the conference all-star team both years.

Paul D. Humke Sr.
Class of 1936 • Inducted 1979

Humke was selected to the Wisconsin State Teachers College Conference All-State Team three times. He was co-captain of a team that won the conference title and represented the state in the National AAU tournament in Denver, Colorado. Humke also played tennis and ran track.



George Jablonski
Class of 1942 • Inducted 1978

Jablonski earned nine letters as a member of conference championship teams in both football and basketball. He was awarded the MSTC Blanket Award for his gridiron and court exploits and also served as president of his junior and senior class.

Glenn A. Jahnke
Class of 1953 • Inducted 1993

Jahnke won eight letters- four in track, three in cross country and one in basketball. He was a member of four state college championship teams and four state indoor championship teams.

George Kibbe
Class of 1921 • Inducted 1974

Kibbe was a standout in both football and basketball at the Milwaukee Nor-

mal School. After graduation Kibbe assisted in organizing alumni and lettermen groups and helped promote the athletic program. After his death in 1949, an annual award was given in his name to the student-athlete who best typified his qualities.

Thomas C. Kneusel
Class of 1959 • Inducted 1975

Kneusel led his team in scoring as a freshman and made the record books for career scoring with 1,565 points. He also ranks second for the most points scored in a single game. Kneusel earned four letters during his intercollegiate career and twice was named team captain.

Leo Kratz
Class of 1948 • Inducted 1973

Kratz earned a total of 13 varsity letters, including five in basketball. He was an "Honor Ten" graduate and was named recipient of the Robert Ames Award as the outstanding senior in 1948. He captained the 1946-47 basketball squad.



Raymond R. Krzoska
Class of 1941 • Inducted 1995

Krzoska was captain of the 1940-41 team that posted an undefeated season. He also played on two championship football teams and became the first player from the school to play pro basketball. He then served as UWM's head coach from 1963-70, just one of the jobs he held at UWM.

Kenneth R. Lemmer
Class of 1951 • Inducted 1977

Lemmer earned 12 letters and captained three sports during his career at UWM. Lemmer was named all-conference in basketball and he played in the National

Industrial League after his graduation. He was also a conference champion in track.

Lowell E. Littaritz
Class of 1954 • Inducted 1983

Littaritz won seven letters, though just one came in basketball. He was known for his football efforts, starting for four years and earning all-conference honors in 1953. He captained the team in 1953 and 1954. In basketball, Littaritz was injured in 1953 but lettered in 1954. He won the Kibbe Award for his achievements in 1954.

Marc Mitchell
Class of 1993 • Inducted 2021

Mitchell was one of the first Milwaukee basketball players to make his mark on the court after the school moved full-time to NCAA Division I status in 1990. In his two seasons (1991-92/1992-93), Mitchell directed his teams to a combined 43-12 mark (.782 winning percentage), including the 1992-93 squad that set a school record for wins (23), consecutive wins (10) and winning percentage (.852). Mitchell also put together the first two triple-doubles in school history and averaged 17.3 points, 7.0 assists, 5.0 rebounds and 2.9 steals per contest as a senior. He shot 49.1 percent from the floor in his MKE career and held the career assists record for the program when he graduated, lasting 19 years until it was broken in 2012.

Harold "Zip" Morgan
Class of 1920 • Inducted 1973

Morgan was known mainly for his quarterback play on the football field but also captained the basketball team for two years, sandwiched around his service for the U.S. Navy. He then made contributions to the city of Milwaukee, serving as Director of Municipal Athletics for 42 years.

Scott D. Netzel
Class of 1957 • Inducted 1977

Netzel became one of UWM's first all-conference stars when he was named to the WSC basketball team in 1956. He lettered four times in basketball, where he was all-conference and team captain as a forward. He played end and tackle for three years on the football team and twice lettered in track as a shot putter.

Larry Reed
Class of 1967 • Inducted 2000

Reed played basketball for the Panthers in 1959-60 and 1964-67. He won the Kluge Award at UWM. He led the team in scoring and rebounding during his sophomore, junior and senior year. Reed holds school records in career scoring with 1,693 points and rebounds with 1,529 boards. He is one of only two Panthers to mark over 1,000 in both categories and in 1964 was invited to try out for the Olympic team.

Thomas E. Reikowski
Class of 1970 • Inducted 1987

Reikowski was the leading scorer and rebounder in 1968-69 on the UWM men's basketball team. He captained the team during the 1969-70 season. As a forward, he is still in the top 10 for career scoring with 1,458 points.

Dexter Riesch
Class of 1970 • Inducted 1981

Riesch (pictured at upper right of page) starred in basketball as a forward and led the team in scoring three years. He captained the squad his senior year and was named MVP one year. Riesch was also a two-time letterwinner in track.

W. Jess Rudiger
Class of 1937 • Inducted 1975

Rudiger earned nine letters in cross country, basketball and track at Milwaukee State Teachers College. He was twice named captain of the basketball team and earned all-conference in basketball. Rudiger was also a three-time conference champion in the two-mile run.

James R. Skarie
Class of 1970 • Inducted 1987

Skarie only played basketball as a freshman at UWM, then made a name for himself on the football field. He set school records for passes completed in a game (28), yards gained passing in a season (1,387), touchdown passes thrown in season (12) and passing percentage during season (.589).

Shannon Smith
Class of 1996 • Inducted 2001

Smith starred during the 1994-95 and 1995-96 seasons for the Panther basketball program. Despite playing just two seasons, Smith is the fourth-leading scorer in UWM's Division I history while also ranking in the top five all-time in career scoring average, field goals made, field goals attempted, free throws made and free throws attempted. During the 1994-95 season, Smith averaged 24.5 ppg and set school records for free throws made and attempted during a single season.

Jerry Stanzer
Class of 1957 • Inducted 1973

Stanzer earned a total of 12 varsity letters while at UWM, setting individual records in basketball while also starring in football and track.

Clay Tucker
Class of 2003 • Inducted 2019

Tucker was arguably the greatest basketball player to wear a Milwaukee uniform. During his career (1999-2003), Tucker averaged 16.0 points, 5.3 rebounds, 3.0 assists and 1.7 steals per game and helped the Panthers to their first-ever NCAA Tournament berth as a Division I program in 2003. Tucker was a two-time First Team All-Horizon League pick and collected National Association of Basketball Coaches All-District accolades in 2001-02. A two-time Horizon League All-Defensive Team selection, he was tabbed Most Valuable Player of the 2003 Horizon League Championship. He finished his career as the leading scorer in program history with 1,788 points and still holds career records for field goals made (614) and attempted (1,504), three pointers made (264) and attempted (744), as well as steals (194).



Joah Tucker
Class of 2006 • Inducted 2014

Tucker was one of the most accomplished players in Milwaukee men's basketball history despite playing only three seasons (2003-06) for the Panthers after transferring from Bradley University. The 6-foot-5 guard/forward led Milwaukee to three postseason appearances in his three years and during the 2005 NCAA Tournament, he averaged a whopping 25.3 points per game in helping the Panthers reach the Sweet 16.

Dave P. Vincent
Class of 1961 • Inducted 1979

Vincent earned four letters in basketball and was named to the state all-conference team his junior and senior years. He was second in conference scoring and his four-year point total of 1,221 placed him in the UWM scoring record book.

Kenneth Zach
Class of 1960 • Inducted 1988

A starting guard on the UWM basketball team, Zach is still among the top 20 all-time scorers at UWM. A three-time letter winner, Zach was a member of the conference championship team in 1960 that competed in the NCAA tournament for the first time in UWM history. He was the second-leading scorer as a sophomore before leaving school to join the service in 1960.

David O. Nicholas
Family Scholarship

The David O. Nicholas Family Scholarship, created by David and Lori Nicholas, is the first endowed scholarship created for the men's basketball program. The gift donated to create the scholarship was in excess of \$250,000.

The scholarship, created in 2003, is awarded annually to a men's basketball student-athlete from Wisconsin who exemplifies athletic and academic leadership qualities.

2003-2004	Kalombo Kadima
2004-2005	Adrian Tigert
2005-2006	Joah Tucker
2006-2007	Nick Hansen
2007-2008	Allan Hanson
2008-2009	Jason Averkamp

2022-23

22-12 Overall • College Basketball Invitational

Head Coach: Bart Lundy



No	Name	Pos	Ht	Wt	Yr	Hometown
0	Brian Taylor II	G	6-4	184	Fr.	St. Louis, Mo.
1	Markeith Browning II	G	6-4	196	R-So.	Ypsilanti, Mich.
2	Elijah Jamison	G	6-3	196	Fr.	Louisburg, N.C.
3	Zach Howell	G	6-5	200	Fr.	Springfield, Mo.
4	Jordan Ratliffe	G	5-10	189	R-Sr.	Gibson, N.C.
5	Angelo Stuart	G	6-1	175	R-Jr.	Queens, N.Y.
10	BJ Freeman	G/F	6-6	200	So.	Selma, N.C.
11	Vin Baker Jr.	G/F	6-9	208	R-Sr.	Groton, Conn.
12	Kentrell Pullian	G	6-0	182	So.	Benton Harbor, Mich.
20	Vincent Miskiewicz	F	6-7	220	R-So.	Elgin, Ill.
21	Vinko Polovic	F	6-7	205	Fr.	Milwaukee, Wis.
22	Dominic Ham	G	6-5	195	Jr.	Atlanta, Ga.
23	Ahmad Rand	F	6-8	195	Sr.	Lincolnton, Ga.
24	Jalen Johnson	F	6-7	230	R-Jr.	Indianapolis, Ind.
25	Justin Thomas	G	6-7	179	So.	Baton Rouge, La.
33	Moses Bol	C	7-1	225	Gr.	Wau, South Sudan
35	Keon Edwards	G	6-8	210	So.	Houston, Texas

11/7	MSOE ^	W	102-46
11/8	at Purdue	L	84-53
11/12	Cardinal Stritch	W	112-38
11/20	at Iowa State	L	68-53
11/23	St. Thomas (MN)	L	76-72
11/26	UC Davis # ^	W	87-85
11/27	Boston U. # ^	W	67-46
11/28	SEMO # ^	W	84-68
12/1	at Green Bay*	W	81-67
12/3	IUPUI*	W	74-61
12/6	at Chatanooga	L	88-76
12/11	North Park	W	92-63
12/29	at Oakland*	L	83-61
12/31	at Detroit Mercy*	W	84-81
1/5	at Cleveland State*	W OT	68-64
1/7	at Purdue Fort Wayne*	W	74-70
1/12	Northern Kentucky*	W	80-75
1/14	Wright State*	L OT	78-74
1/19	Robert Morris*	W	77-69
1/21	Youngstown State*	W	88-75
1/26	at Wright State*	L	93-86
1/28	at Northern Kentucky*	W	75-74
2/2	at IUPUI*	W	72-69
2/6	Green Bay*	L OT	80-79
2/9	Detroit Mercy*	W	94-89
2/11	Oakland*	W OT	80-77
2/16	at Youngstown State*	L	87-58
2/18	at Robert Morris*	L	80-60
2/23	Purdue Fort Wayne* ^	W	96-94
2/25	Cleveland State*	W	81-72
3/2	Wright State \$ ^	W	87-70
3/6	vs. Cleveland State !	L	93-80
3/19	vs. Stetson &	W OT	87-83
3/20	vs. Charlotte &	L	76-65

* - Horizon League game; ^ - Klotsche Center

- Cream City Classic (Milwaukee, Wis.)

\$ - Horizon League Tourney (Milwaukee, Wis.)

! - Horizon League Tourney (Indianapolis, Ind.)

& - College Basketball Invitational (Daytona Beach, Fla.)

CBI Opening Round

Daytona Beach, Fla. • March 19, 2023

Stetson	FG-FGA	3F-3FA	FT-FTA	RB	PTS
Ogelsby	4-11	3-6	1-2	7	12
Panzo	2-10	1-6	0-0	8	5
Blackmon	9-25	2-10	2-3	2	22
Smith	0-1	0-1	2-2	2	2
Swenson	7-14	1-6	5-5	8	20
Peek	1-4	1-2	0-0	3	3
Harrison	0-2	0-2	0-0	2	0
Diawara	5-10	0-0	8-11	10	18
Gateretse	0-0	0-0	1-2	2	1
Totals	28-77	8-33	19-25	57	83

Milwaukee	FG-FGA	3F-3FA	FT-FTA	RB	PTS
Browning	1-6	0-2	1-1	3	3
Jamison	4-10	2-6	2-2	7	12
Freeman	10-20	3-9	20-22	7	43
Pullian	3-10	1-8	3-4	7	10
Rand	6-9	0-0	0-1	3	12
Howell	0-3	0-3	0-0	0	0
Stuart	0-4	0-3	0-0	0	0
Baker Jr.	0-1	0-0	0-0	0	0
Johnson	0-2	0-0	0-0	1	0
Thomas	3-6	1-2	0-0	9	7
Bol	0-0	0-0	0-0	3	0
Totals	27-71	7-33	26-30	42	87

	1	2	OT	TOT
STETSON	37	39	7	83
MKE	35	41	11	87

CBI Second Round

Daytona Beach, Fla. • March 20, 2023

Charlotte	FG-FGA	3F-3FA	FT-FTA	RB	PTS
Gipson	0-3	0-1	1-2	1	1
Williams	9-16	4-7	3-3	5	25
Fokes	4-6	0-0	0-2	2	8
Threadgill	6-10	3-4	2-3	2	17
Khalifa	2-5	1-3	0-0	4	5
Graves	0-0	0-0	0-0	0	0
Berry	2-4	0-2	0-0	4	4
Larson	0-0	0-0	0-0	0	0
Millicic Jr.	1-8	1-6	0-0	5	3
Patterson	4-6	2-4	3-4	2	13
Totals	28-58	11-27	9-14	25	76

Milwaukee	FG-FGA	3F-3FA	FT-FTA	RB	PTS
Browning	5-13	0-0	3-3	6	13
Jamison	1-4	0-1	0-0	3	2
Freeman	4-10	2-4	5-6	2	15
Pullian	2-5	1-3	1-1	5	6
Rand	3-4	0-1	0-0	2	6
Howell	1-3	0-1	0-0	2	2
Stuart	1-2	0-1	0-0	1	2
Baker Jr.	0-0	0-0	0-0	1	0
Johnson	3-3	0-0	0-0	4	6
Thomas	4-9	1-3	0-0	5	9
Bol	2-2	0-0	0-0	4	4
Totals	26-55	4-14	9-10	37	65

	1	2	TOT
CHARLOTTE	34	42	76
MKE	27	38	65

Year one of the Bart Lundy era got started with a bang, bringing a resurgence and energy back to the program that resulted in the first 20-win season in seven years, MKE's first postseason appearance in nine years, and the first postseason victory for a Milwaukee squad in 17 years after it knocked off Stetson in the first round of the CBI. It was in the opening round where BJ Freeman set a new event record with a 43-point outburst that also marked the second-most points in a game in school history.

Lundy led the way as the team rewrote the record book, setting new program records in total points (2,659), blocks (186, which also was fourth in the NCAA), field goals made (944), field goals attempted (2,062), total rebounds (1,330), and rebound average (39.1, good for 15th in the NCAA), while leading the Horizon League in with a .408 field-goal defense that finished as the second-lowest in school history.

He directed his team to a 12-win improvement over the prior year, finishing as the 10th most-improved team in the NCAA (22 wins up from 10 in 2021-22). The team went 22-12 overall, the most overall victories since the 2004-05 campaign. Lundy led the team to a 14-6 mark in league play, placing second for its best league finish since a regular-season title in 2010-11. The Panthers also finished an impressive 15-3 in home games, tying the program mark for most victories on their home court set back in 2004-05. Lundy's 22 victories also tied for the most in program history for a first-year head coach.

2013-14

21-14 Overall • NCAA Tournament First Round

Head Coach: Rob Jeter



No	Name	Pos	Ht	Wt	Yr	Hometown
1	Jordan Aaron	G	5-10	160	Sr.	Bronx, NY
2	Akeem Springs	G	6-4	210	So.	Waukegan, Ill.
3	Kyle Kelm	F	6-9	225	Sr.	Randolph, Wis.
4	Malcolm Moore	F	6-7	230	Sr.	Iowa City, Iowa
5	Cody Wichmann	G	6-5	210	Fr.	Pulaski, Wis.
10	Thierno Niang	G	6-1	205	Sr.	Dakar, Senegal
11	Connor Weas	G	6-4	180	So.	Whitefish Bay, Wis.
15	Trinson White	G/F	6-5	190	Jr.	Milwaukee, Wis.
20	Mitch Roelke	G	6-0	170	Sr.	Waunakee, Wis.
21	Dan Studer	F	6-7	230	So.	Germantown, Wis.
22	Evan Richard	G	6-2	175	Jr.	Kieler, Wis.
23	J.J. Panoske	F	6-10	225	So.	Brodhead, Wis.
25	Steve McWhorter	G	6-2	185	Jr.	Racine, Wis.
30	J.R. Lyle	G	6-2	175	So.	Kansas City, Mo.
31	Matt Tiby	F	6-8	230	So.	Urbandale, Iowa
33	Quinton Gustavson	F	6-9	200	Sr.	Racine, Wis.
34	Austin Arians	F	6-6	200	So.	Stoughton, Wis.
50	Brett Prah	F	6-9	225	Fr.	East Troy, Wis.
52	Alex Prah	F	6-9	225	Fr.	East Troy, Wis.

11/8	at Loyola	L	76-72
11/11	at Davidson	W	81-77
11/15	vs. San Jose State #	W	64-61
11/16	vs. James Madison #	W	77-66
11/17	at Northern Illinois #	W	82-69
11/19	DePaul	L	80-71
11/23	at Tennessee Tech	W	70-63
11/26	Judson	W	89-56
11/30	at UMKC	W	84-79
12/3	Northern Iowa	W	83-72
12/7	Bradley ^	W	73-67
12/11	at Wisconsin	L	78-52
12/21	vs. Northeastern @	L	62-59
12/22	vs. Alabama State @	W	67-54
1/2	Youngstown State*	W	82-76
1/4	Cleveland State*	L	77-49
1/8	at Oakland*	W	84-75
1/12	Green Bay*	L OT	93-86
1/16	at UIC*	W	67-63
1/18	at Valparaiso*	L	75-62
1/21	at Wright State*	L	73-57
1/24	Detroit*	L	73-54
1/30	Wright State* ^	W	68-64
2/2	Oakland* ^	W	86-64
2/8	at Green Bay*	W	73-63
2/15	Valparaiso*	L	77-62
2/20	at Youngstown State*	L OT	88-83
2/22	at Cleveland State*	L	74-50
2/25	UIC*	L	80-58
2/27	at Detroit*	W	68-62
3/4	Detroit \$	W	83-73
3/7	vs. Valparaiso !	W	74-57
3/8	at Green Bay !	W	73-66
3/11	at Wright State %	W	69-63
3/20	vs. Villanova &	L	73-53

* - Horizon League game; ^ - Klotsche Center

- NIU Invitational (DeKalb, Ill.)

@ - Westin Holiday Classic (New Orleans, La.)

\$ - Horizon League Tourney (Milwaukee, Wis.)

! - Horizon League Tourney (Green Bay, Wis.)

% - Horizon League Tourney (Dayton, Ohio)

& - NCAA Tournament (Buffalo, N.Y.)

NCAA First Round Buffalo, N.Y. • March 20, 2014

Milwaukee	FG-FGA	3F-3FA	FT-FTA	RB	PTS
Kelm	4-10	0-1	0-0	4	8
Tiby	2-4	1-1	5-6	4	10
Arians	6-15	4-10	1-2	5	17
Aaron	1-15	0-7	4-4	6	6
McWhorter	1-8	0-2	1-2	2	3
Moore	1-3	0-1	0-1	3	2
Wichmann	0-0	0-0	0-0	0	0
Niang	0-0	0-0	0-0	0	0
Roelke	0-0	0-0	0-0	0	0
Richard	0-1	0-0	0-0	0	0
Panoske	2-2	1-1	0-0	6	5
Lyle	1-5	0-1	0-0	3	2
Gustavson	0-0	0-0	0-0	0	0
Totals	18-63	6-24	11-15	37	53

Villanova	FG-FGA	3F-3FA	FT-FTA	RB	PTS
Pinkston	4-8	0-0	5-7	8	13
Ochefu	1-4	0-0	2-2	9	4
Hilliard	6-11	1-4	3-3	1	16
Arcidiacono	1-4	0-2	0-1	4	2
Bell	5-14	0-8	2-2	7	12
Jenkins	4-7	3-4	0-0	3	11
Hart	5-8	0-2	1-1	7	11
Chennault	2-2	0-0	0-0	1	4
Reynolds	0-0	0-0	0-0	0	0
Ennis	0-4	0-3	0-0	2	0
Totals	28-62	4-23	13-16	46	73

	1	2	TOT
MKE	23	30	53
VILLANOVA	27	46	73

Milwaukee claimed its third postseason berth in four years and the Panthers' fourth NCAA Tournament appearance with a Horizon League Tournament title run to remember.

The Panthers claimed the 2014 Horizon League Tournament title with a stirring run of four wins in eight days, including victories at top-seeded Green Bay and at third-seeded Wright State. Just as impressive is the fact Milwaukee led by double digits in each of the four games and led wire-to-wire in wins over Valparaiso and Wright State. In fact, Milwaukee was ahead for 155:31 of the 165:00 minutes it played in the tournament, trailing only for 4:02 vs. Detroit and 5:27 vs. Green Bay. The tournament title was Milwaukee's fourth, while the Panthers became the first-ever five seed to win the league crown.

As one would expect after winning the tournament title, the Panthers dominated the all-tournament team. Jordan Aaron earned tournament most valuable player honors after averaging 20.5 points per game in the four wins.

Included in the run was a 28-point effort in the win over Green Bay. Kyle Kelm and Matt Tiby also earned all-tournament recognition. Kelm had 20 points in the title game and Tiby had a double-double of 15 points and 10 rebounds in the semifinal win at Green Bay.


The league tournament run pushed Milwaukee to the 20-win plateau for the third time in five seasons. Milwaukee's 13-win increase from the prior season marked the best year-to-year improvement in the country, and MKE was the only team in the NCAA Tournament that finished last in its league the year prior.

After putting up a valiant effort in the first half in trailing by just four at the break, UWM saw Villanova break open a close game over the final eight minutes en route to a 73-53 win in the first round of the NCAA Tournament.

2011-12

20-14 Overall • College Basketball Invitational

Head Coach: Rob Jeter



No	Name	Pos	Ht	Wt	Yr	Hometown
1	Ja'Rob McCallum	G	6-0	170	Jr.	Marion, Ind.
2	Kaylon Williams	G	6-3	185	Sr.	Cedar Rapids, Iowa
3	Kyle Kelm	F	6-9	210	So.	Randolph, Wis.
4	Ryan Allen	G	6-3	200	Sr.	South Holland, Ill.
5	Shaquille Boga	G	5-11	170	Fr.	St. Louis, Mo.
14	Paris Gulley	G	6-2	170	Jr.	Peoria, Ill.
15	Demetrius Harris	F	6-7	230	Jr.	Jacksonville, Ark.
20	Mitch Roelke	G	6-0	170	So.	Waunakee, Wis.
21	Tony Meier	F	6-8	210	Sr.	Wildwood, Mo.
22	Evan Richard	G	6-2	175	Fr.	Kieler, Wis.
23	J.J. Panoske	F	6-10	225	Fr.	Brodhead, Wis.
32	Lonnie Boga	G	6-3	200	Jr.	St. Louis, Mo.
33	Quinton Gustavson	C	6-9	200	So.	Racine, Wis.
42	James Haarsma	F	6-7	230	Jr.	Racine, Wis.
44	Ryan Haggerty	F	6-8	210	Jr.	Glen Ellyn, Ill.
45	Christian Wolf	F	6-9	250	Jr.	Kohler, Wis.

11/12	SW Minnesota St.	W	71-65
11/14	at Northern Illinois	W	59-57
11/18	IUPUI	W	62-49
11/20	Texas Southern	W	73-38
11/23	at Michigan State	L	55-68
11/26	at UALR	W	59-54
12/1	Loyola*	W	59-41
12/3	UIC*	W OT	73-71
12/5	at DePaul	W	87-76
12/10	at Northern Iowa	L	51-67
12/13	Wisconsin	L	54-60
12/17	Omaha^	W	86-50
12/22	at Marquette	L	50-64
12/29	at Valparaiso*	W	57-55
12/31	at Butler*	L	50-54
1/3	at Western Michigan	L	61-72
1/7	Green Bay*	W	64-63
1/12	Wright State*	W	58-38
1/14	Detroit*	W	84-74
1/20	at Youngstown State*	L	66-68
1/22	at Cleveland State*	L	57-83
1/26	Butler*	W	53-42
1/28	Valparaiso*	L	52-55
1/31	Youngstown State*	L	65-73
2/4	at Green Bay*	W	81-75
2/10	at Detroit*	L	57-58
2/12	at Wright State*	L	46-70
2/14	Cleveland State*	W	86-84
2/18	Fairfield	W	67-63
2/23	at UIC*	W	72-61
2/25	at Loyola*	W	78-69
2/28	UIC^ \$	W	68-55
3/2	vs. Butler %	L	49-71
3/13	at TCU &	L	73-83

* - Horizon League game; ^ - Klotsche Center

\$ - Horizon League Tourney (Milwaukee, Wis.)

% - Horizon League Tourney (Valparaiso, Ind.)

& - College Basketball Invitational (Ft. Worth, Tex.)

CBI First Round
Fort Worth, Texas • March 13, 2012

Milwaukee	FG-FGA	3F-3FA	FT-FTA	RB	PTS
Meier	7-17	4-13	0-0	9	18
Haarsma	8-13	1-3	0-1	3	17
Allen	4-7	0-0	1-1	4	9
Boga	1-3	0-0	1-1	0	3
Gulley	2-10	1-6	0-0	4	5
Williams	4-10	1-4	5-10	4	14
Kelm	1-4	1-3	2-2	6	5
Haggerty	1-3	0-1	0-0	3	2
Totals	28-67	8-30	9-15	35	73

TCU	FG-FGA	3F-3FA	FT-FTA	RB	PTS
Crossland	0-0	0-0	0-0	0	0
Williams	4-7	1-2	6-9	7	15
Anderson	2-7	2-3	0-0	2	6
Thorns	3-7	2-5	5-5	7	13
Cadot	4-9	0-3	3-4	7	11
Fields	5-7	2-3	3-3	5	15
Butler	3-4	3-3	1-2	2	10
McKinney	1-2	0-0	0-0	0	2
Green	5-11	0-2	1-1	5	11
Totals	27-54	10-21	19-24	35	83

	1	2	TOT
MKE	30	43	73
TCU	38	45	83

The Panthers returned to the postseason for the second year in a row after collecting 20 victories.

The year started on an uptick for Milwaukee, as it won its first four games and then was 8-1 after a record-setting win at DePaul in early December. The victory in Chicago included a stellar 61.7 percent shooting effort. Tony Meier and Paris Gulley put their names in the record books in the win, each making all five of their three-point attempts.

A tough next run of games saw MKE stumble slightly. The Panthers had a great chance to beat in-state rival Wisconsin in front of more than 10,000 fans at the U.S. Cellular Arena but fell just short. The squad also opened 3-0 in league play but lost a late lead at Butler. Still, Milwaukee put together

a three-game winning streak in early January and found itself 6-1 and atop the Horizon League.


The Panthers then dropped six of their next eight games to seemingly fall out of the hunt. But, as always seems to be the case, Milwaukee saved its best basketball for the stretch run. A thrilling win over league frontrunner Cleveland State put the Panthers back on track and they wound up capturing five-straight victories heading into the second round of the league tournament.

For a second-straight year, Butler ended Milwaukee's search for an NCAA Tournament. Then, in the CBI, UWM fought hard but came up short at TCU.

2010-11

19-14 Overall • National Invitation Tournament

Head Coach: Rob Jeter



No	Name	Pos	Ht	Wt	Yr	Hometown
1	Ja'Rob McCallum	G	6-0	170	So.	Marion, Ind.
2	Kaylon Williams	G	6-3	185	Jr.	Cedar Rapids, Iowa
3	Kyle Kelm	F	6-9	210	Fr.	Randolph, Wis.
4	Ryan Allen	G	6-3	200	Jr.	South Holland, Ill.
11	Tone Boyle	G	6-4	195	Sr.	Middleton, Wis.
15	Patrick Souter	G	6-0	170	So.	Racine, Wis.
20	Mitch Roelke	G	6-0	170	Fr.	Waunakee, Wis.
21	Tony Meier	F	6-8	210	Jr.	Wildwood, Mo.
22	Evan Richard	G	6-2	175	Fr.	Kieler, Wis.
23	Anthony Hill	F	6-7	230	Sr.	Milwaukee, Wis.
30	Jerard Ajami	G	6-2	180	Sr.	Madison, Wis.
32	Lonnie Boga	G	6-3	200	So.	St. Louis, Mo.
33	Quinton Gustavson	F	6-9	200	Fr.	Racine, Wis.
34	Mitchell Carter	C	6-10	270	Sr.	Milwaukee, Wis.
42	James Haarsma	F	6-7	230	Jr.	Racine, Wis.
44	Ryan Haggerty	F	6-8	210	So.	Glen Ellyn, Ill.
45	Christian Wolf	F	6-9	250	So.	Kohler, Wis.

11/12	at Portland \$	L	80-60
11/13	vs. Florida Atlantic \$	L	85-76
11/14	vs. UC Davis \$	W	73-62
11/17	at Niagara	W	90-73
11/20	Northern Iowa	W	65-63
11/23	Western Michigan	L	67-55
11/27	Marquette	L	75-72
12/2	Youngstown State*	W	76-67
12/4	Cleveland State*	L	82-59
12/8	at Wisconsin	L	61-40
12/11	at South Dakota State	W	82-70
12/14	at DePaul	L	61-47
12/18	Bowling Green	W	72-69
12/30	at Wright State*	L	68-44
1/1	at Detroit*	W OT	84-81
1/3	Butler*	W	76-52
1/8	at Green Bay*	L	69-64
1/13	UIC*	W	87-75
1/15	Loyola*	L	71-65
1/21	at Valparaiso*	L	60-43
1/23	at Butler*	W OT	86-80
1/28	Detroit*	W	72-67
1/30	Wright State*	W	54-53
2/5	Green Bay*	W	88-75
2/10	at Loyola*	W	66-57
2/12	at UIC*	W	70-59
2/16	Valparaiso*	W	79-76
2/19	at Buffalo*	L	80-65
2/24	at Cleveland State*	W	87-83
2/26	at Youngstown State*	W OT	94-87
3/5	Valparaiso #	W	70-63
3/8	Butler #	L	59-44
3/16	at Northwestern &	L	70-61

* - Horizon League game

\$ - AIA Classic (Portland, Ore.)

- Horizon League Tourney (Milwaukee)

& - NIT First Round (Evanston, Ill.)

NIT First Round Evanston, Ill. • March 16, 2011

Milwaukee	FG-FGA	3F-3FA	FT-FTA	RB	PTS
Meier	7-9	5-7	0-1	4	19
Hill	4-9	0-1	3-3	8	11
McCallum	2-5	1-4	0-0	2	5
Boyle	3-15	2-12	0-0	2	8
Williams	4-8	3-7	0-0	5	11
Kelm	0-0	0-0	0-0	0	0
Ajami	0-0	0-0	0-0	0	0
Carter	0-0	0-0	0-0	0	0
Allen	3-3	0-0	1-1	2	7
Haggerty	0-2	0-2	0-0	2	0
Totals	23-51	11-33	4-5	29	61
NU	FG-FGA	3F-3FA	FT-FTA	RB	PTS
Crawford	3-9	0-3	0-0	5	6
Shurna	8-14	5-10	4-6	8	25
Mirkovic	1-2	0-0	2-2	8	4
Thompson	7-17	4-11	2-2	4	20
Marcotullio	3-12	3-9	4-4	5	13
Nichols	0-0	0-0	0-0	0	0
Hearn	0-0	0-0	0-0	0	0
Fruendt	0-1	0-0	0-0	2	1
Peljusic	0-0	0-0	0-0	0	0
Capocci	0-1	0-0	2-2	2	2
Curletti	0-2	0-1	0-0	1	0
Totals	22-58	12-34	14-16	37	70
	I	2	TOT		
MKE	26	35	61		
N'Western	38	32	70		

A great late-season surge sent the Panthers to the top of the Horizon League and back into the postseason for the first time in five years.

It didn't look like a postseason berth was in the cards for the Panthers in mid-January after Milwaukee lost back-to-back games to Loyola and Valparaiso. At that point, MKE sat 4-5 and in 7th place in the Horizon League, with the Panthers also sitting below .500 overall.

But what had been a roller coaster became a thrilling ride for Milwaukee over the next two months. The Panthers won at Butler Jan. 23 and that started a nine-game league winning streak. By mid-February Milwaukee had moved into league title contention and then on Feb. 16 the Panthers knocked off then first-place Valparaiso at the U.S. Cellular

Arena. A successful road trip to Ohio the next week then put Milwaukee over the top, as the Panthers officially clinched a share of the league crown and hosting rights for the league tournament with an overtime victory at Youngstown State.

UWM did beat Valparaiso in the semifinals of the league tournament at The Cell but came up just short in its quest for a fourth NCAA Tournament berth, falling 59-44 to Butler in the championship game. The Panthers still made their fifth NCAA Division I postseason appearance by qualifying for the National Invitation Tournament. Milwaukee made the short trip to Evanston, Ill., for a battle with Northwestern of the Big Ten, pulling within six points late in the second half before falling, 70-61.

2005-06

22-9 Overall • NCAA Tournament Second Round

Head Coach: Rob Jeter



11/15	at Memphis %	L	52-79
11/21	Upper Iowa	W	93-64
11/28	at Tennessee Tech	L	67-72
12/3	Saint Louis	W	82-71
12/6	at South Dakota State	W	76-51
12/10	Hawai'i	W	58-52
12/15	at Wisconsin	L	68-74
12/17	Green Bay*	W	80-60
12/21	Oakland	W	83-60
12/27	at Wyoming	W	84-69
12/30	at Montana	W	78-74
1/2	Cleveland State*	W	75-68
1/5	at UIC*	W	68-45
1/7	Butler*	W	64-59
1/11	Loyola*	W	78-75
1/14	at Green Bay*	L	77-84
1/18	at Detroit*	W	72-71
1/21	Wright State*	W	61-54
1/26	at Youngstown State*	W	78-70
1/30	at Loyola*	W	68-57
2/2	at Wright State*	L	54-59
2/4	at Butler*	L OT	60-63
2/9	Youngstown State*	W	98-57
2/11	at Cleveland State*	W	86-57
2/15	UIC*	L OT	86-94
2/18	Missouri State	L	72-63
2/21	Detroit*	W	76-57
3/4	Loyola &	W	80-66
3/7	Butler &	W	87-71
3/16	vs. Oklahoma \$	W	82-74
3/18	vs. Florida \$	L	60-82


* - Horizon League game

% - Preseason NIT


& - League Tourney (Milwaukee)

\$ - NCAA Tourney (Jacksonville, Fla.)


No	Name	Pos	Ht	Wt	Yr	Hometown
1	Kevin Massiah	F	6-5	215	Jr.	Toronto, Ont.
2	Chris Hill	G	5-10	160	Sr.	Chicago, Ill.
3	Avery Smith	G	6-3	175	So.	Milwaukee, Wis.
4	Mark Pancratz	G	6-3	185	Sr.	Schaumburg, Ill.
5	Ricky Franklin	G	6-1	200	Sr.	Milwaukee, Wis.
10	Zach Holt	G	5-6	160	Fr.	Pulaski, Tenn.
12	Allan Hanson	G	6-0	170	So.	Wauwatosa, Wis.
13	Joah Tucker	F	6-5	220	Sr.	Milwaukee, Wis.
14	Derrick Wimmer	G	6-4	175	Jr.	Milwaukee, Wis.
20	Myles McKay	G	6-3	180	Fr.	Menomonee Falls, Wis.
21	Jason McCoy	F	6-9	192	Sr.	Houston, Tex.
22	Kaylan Anderson	G	6-5	195	Fr.	Toronto, Ont.
24	Boo Davis	G	6-3	195	Sr.	Chicago, Ill.
25	Paige Paulsen	F	6-7	220	Jr.	Custer, SD
33	Nick Hansen	F	6-6	210	Jr.	Appleton, Wis.
40	Michael Bendall	F	6-7	210	So.	Oconomowoc, Wis.
42	Tyrone Young	G	6-4	198	Jr.	Kansas City, Mo.
43	Steve Hoelzel	C	6-9	225	Jr.	Kaukauna, Wis.
44	Adrian Tigert	F	6-7	235	Sr.	Oshkosh, Wis.
50	Derrick Ford	C	6-10	240	Sr.	Toledo, Ohio



Joah Tucker



Boo Davis




Adrian Tigert

Expectations were certainly high when the Panthers took the court for the 2005-06 season, but thanks to a stellar group of seniors and strong leadership from new head coach Rob Jeter, Milwaukee again made noise on the national stage.

The season actually saw MKE drop two of its first three games, but the Panthers quickly recovered to win 11 of their next 12 outings. Included in the run was an impressive road sweep of Wyoming and Montana, as well as wins in the first five Horizon League games of the season.

The winning run ended with a loss on the road in Green Bay, but the Panthers bounced back to win their next four league games and stood 9-1 in league play heading into the month of February. UWM stumbled in road losses to Wright State and Butler, but bounced back with easy wins over Youngstown State and at Cleveland State to move to the brink of its third-straight league regular season title. But, senior Adrian Tigert was injured late in the Cleveland State contest, and without Tigert the Panthers suffered a home loss to UIC. The team bounced back, though, to beat Detroit, which then knocked off Butler five days later, giving the Panthers the outright Horizon League title and hosting rights for the Horizon League Championship.

With Tigert back in the lineup, the Panthers



made it look easy en route to their third tournament title in four years. Milwaukee bounced Loyola by 14 points and Butler by 16 to claim the crown and return to the NCAA Tournament.

It also again cleaned up when it came time to distribute Horizon League postseason awards. Joah Tucker and Boo Davis each earned all-league first-team honors while Tigert was

named to the second team. It marked the first time in school history the Panthers saw three players named to the all-league teams.

When the pairings for the NCAA Tournament were announced, it was clear respect had arrived for Milwaukee basketball. The Panthers earned a best-ever 11-seed and were sent to Jacksonville, Fla., for a matchup with Oklahoma of the Big 12.

After the successful run in the NCAA Tournament a year earlier, UWM became a popular pick to again pull off a first-round upset. But, even with those expectations on their shoulders, the Panthers put together a great performance in knocking off Oklahoma. In fact, they steadily built a lead in the second half and then consistently got to the free throw line down the stretch. The Panthers made 26-of-32 free throws and led by as many as 14 points in claiming an 82-74 win over the Sooners to advance to the second round. Davis led the way with 26 points while Tucker added 24.

Up next for MKE was Florida, which would be a daunting task on any floor in the country. But, with the game scheduled to be played in the state of Florida, the Panthers knew they were facing a road game on what would officially be considered a neutral court.

The Panthers hung in the contest early and were within eight points early in the second half. But the deep, athletic Gator squad proved too much for UWM, as Florida pulled away for an 82-60 win. Tigert did post a career night in his final game in a Panther uniform, collecting 27 points to go with eight rebounds.

Just as was the case the year before, Milwaukee was eliminated by a team poised to make a deep run in the tournament. In fact, Florida never looked back after its win over MKE, rolling through four more contests on its way to a national title.

The tournament loss also brought to a close the career of seven Panther seniors. Tucker, Davis and Tigert were joined in the 2005-06 senior class by Chris Hill, Jason McCoy, Mark Pancratz and Derrick Ford.

NCAA Tournament First Round Jacksonville, Fla. • March 16, 2006

Milwaukee	FG-FGA	3F-3FA	FT-FTA	RB	PTS
Tucker	5-14	1-6	13-16	5	24
McCoy	0-3	0-0	0-0	2	0
Tigert	7-13	0-2	0-0	5	14
Hill	2-3	1-2	5-6	3	10
Davis	7-15	4-10	8-10	6	26
Smith	3-5	0-0	0-0	4	6
Pancratz	0-0	0-0	0-0	0	0
Hanson	0-1	0-0	0-0	0	0
Ford	1-1	0-0	0-0	1	2
Totals	25-55	6-20	26-32	32	82
Oklahoma	FG-FGA	3F-3FA	FT-FTA	RB	PTS
Gray	6-11	0-0	1-1	8	13
Bookout	6-10	0-0	2-3	8	14
Neal	1-8	1-5	0-0	3	3
Everett	10-20	0-3	1-2	2	21
Godbold	5-6	4-5	1-2	7	15
Walker	0-0	0-0	0-0	0	0
Johnson	0-1	0-0	0-0	0	0
Carter	1-2	0-1	0-0	3	2
Longar	1-1	0-0	0-0	0	2
Griffin	2-2	0-0	0-0	1	4
Totals	32-61	5-14	5-8	35	74
	1	2	TOT		
MKE	33	49	82		
Oklahoma	31	43	74		

NCAA Tournament Second Round Jacksonville, Fla. • March 18, 2006

Milwaukee	FG-FGA	3F-3FA	FT-FTA	RB	PTS
Tucker	4-14	1-5	0-0	2	9
McCoy	2-3	0-1	0-1	1	4
Tigert	11-13	2-2	3-4	8	27
Hill	0-6	0-4	0-1	4	0
Davis	3-12	2-4	2-3	9	10
Massiah	0-0	0-0	0-0	0	0
Smith	0-3	0-0	2-4	3	2
Pancratz	0-2	0-0	2-2	1	2
Hanson	2-3	2-3	0-0	1	6
Hansen	0-0	0-0	0-0	0	0
Bendall	0-0	0-0	0-2	0	0
Young	0-2	0-1	0-0	1	0
Ford	0-3	0-0	0-0	2	0
Totals	22-61	7-20	9-17	33	60
Florida	FG-FGA	3F-3FA	FT-FTA	RB	PTS
Brewer	9-16	5-8	0-0	3	23
Noah	5-10	0-0	7-9	7	17
Horford	6-8	0-0	1-3	6	13
Green	2-6	1-4	2-2	2	7
Humphrey	3-7	2-6	1-1	2	9
Swanson	0-0	0-0	0-0	0	0
Moss	3-5	0-1	0-0	9	6
Hodge	1-2	0-1	0-0	3	2
Berry	0-0	0-0	0-0	0	0
Tyler	0-0	0-0	0-0	0	0
Richard	1-2	0-0	3-4	4	5
Huertas	0-0	0-0	0-0	0	0
Totals	30-56	8-20	14-19	41	82
	1	2	TOT		
MKE	26	34	60		
Florida	34	48	82		

2004-05

26-6 Overall • NCAA Sweet 16

Head Coach: Bruce Pearl



No	Name	Pos	Ht	Wt	Yr	Hometown
2	Chris Hill	G	5-10	160	Jr.	Chicago, Ill.
4	Mark Pancratz	G	6-3	185	Jr.	Schaumburg, Ill.
12	Allan Hanson	G	6-0	170	Fr.	Wauwatosa, Wis.
13	Joah Tucker	F	6-5	220	Jr.	Milwaukee, Wis.
14	Derrick Wimmer	G	6-4	175	So.	Milwaukee, Wis.
20	Myles McKay	G	6-3	180	Fr.	Menomonee Falls, Wis.
21	Jason McCoy	F	6-9	192	Jr.	Houston, Tex.
22	Ed McCants	G	6-3	195	Sr.	Marion, Ohio
23	James Wright	F	6-6	220	Sr.	Milwaukee, Wis.
24	Boo Davis	G	6-3	195	Jr.	Chicago, Ill.
32	Luke Homan	G	6-3	180	Fr.	Brookfield, Wis.
33	Nick Hansen	F	6-6	210	So.	Appleton, Wis.
40	Michael Bendall	F	6-7	210	Fr.	Oconomowoc, Wis.
42	Rob Sanders	F	6-6	185	Sr.	Toledo, Ohio
44	Adrian Tigert	F	6-7	235	Jr.	Oshkosh, Wis.
50	Derrick Ford	C	6-10	240	Jr.	Toledo, Ohio
54	Steve Hoelzel	C	6-9	225	So.	Kaukauna, Wis.

11/20	Prairie View	W	117-55
11/23	Parkside	W	87-50
11/28	Air Force	W	50-45
12/1	South Dakota State	W	89-54
12/4	at UIC*	W	75-67
12/7	at Saint Louis	W	57-47
12/11	at Valparaiso	L	72-71
12/15	at Wisconsin	L	66-37
12/22	vs. Kansas	L	73-62
12/30	at Manhattan	W OT	88-78
1/3	Detroit*	L	76-68
1/6	at Butler*	W OT	71-68
1/8	Loyola*	W	73-56
1/12	at Youngstown State*	W	65-42
1/15	Green Bay*	W	86-56
1/17	Wright State*	W	71-66
1/20	Cleveland State*	W	85-65
1/22	at Detroit*	W	61-48
1/26	at Purdue	W	73-68
1/29	at Green Bay*	L	76-72
2/2	at Wright State*	W	79-70
2/5	UIC*	W	85-75
2/10	at Loyola*	W	74-67
2/12	Youngstown State*	W	90-67
2/16	Butler*	W	64-53
2/19	at Hawai'i	W	87-81
2/26	at Cleveland State*	W	81-59
3/5	Loyola #	W	94-76
3/8	Detroit #	W	59-58
3/17	vs. Alabama &	W	83-73
3/19	vs. Boston College \$	W	83-75
3/24	vs. Illinois %	L	77-63

* - Horizon League game

- Horizon League Tourney (Milwaukee)

& - NCAA First Round (Cleveland)

\$ - NCAA Second Round (Cleveland)

% - NCAA Tourney Regional Semifinal (Rosemont, Ill.)



It was simply a magical postseason run, and ironically it nearly never happened. Fans will remember the 2004-05 Panthers making their run to the Sweet 16 of the NCAA Tournament, and many will also remember sitting in the U.S. Cellular Arena, with the clock running down, and the Panthers on the short end of the score.

Milwaukee would rally against Detroit in that league title game. Joah Tucker hit two free throws with under a minute left to tie the game, and Adrian Tigert then hit a single free throw with 4.2 seconds remaining to grab the lead. After Detroit missed a shot as the buzzer sounded, the Panthers had survived and were on to the NCAA Tournament.

It was a fitting way to continue what had already been one of the best seasons in school history. That was MKE's 24th win - tying a school record at the time - and the Panthers would wind up with 26. They

claimed a win over Purdue - their first over a Big Ten foe since 1993. They won 11-straight games late in the year, and won 19 of their last 21 contests.

In league play, Milwaukee lost only twice - an early-season home loss to Detroit and a road loss at in-state rival Green Bay. The Panthers won their final six regular season league contests by an average of 13.7 points. Ed McCants earned Horizon League Player of the Year honors and was joined by Joah Tucker on the all-league first team. Tucker was then named the league tournament MVP. But, after winning the league tournament, the Panthers eagerly awaited their destination and opponent for the NCAA Tournament. When the draw was announced on CBS, the Panthers were one of the first teams posted. It was off to Cleveland and a first-round date with Alabama.

Milwaukee's game with Alabama was the first of the day in Cleveland, and it was clear

from the start the Panthers weren't planning to be the first team eliminated from the tournament. They used a 23-6 run in the first half to build a 13-point halftime lead. Then, every time the Crimson Tide made a run in the second half, Milwaukee responded. The Panthers wound up forcing 19 turnovers and, when Ed McCants scored on a breakaway dunk in the final minute, UWM knew it was advancing in the NCAA Tournament for the first time in school history.

Game two sent the Panthers against Big East champion Boston College, a team that had been ranked as high as second in the nation earlier in the season. BC threw the first punch, scoring the first 11 points of the game. But Milwaukee recovered, building a four-point lead by halftime and then making key baskets throughout the second half. The Panthers' defense also came through, forcing 22 turnovers. And, MKE made its free throws when it counted, converting on 20-of-22 charity attempts.

The win made the Panthers the biggest story in the city of Milwaukee and, for that matter, across the college basketball world. Adding to the story was the fact that the Panthers next opponent was Illinois, the top-ranked team in the country. And, the game would be played just down the road from Milwaukee - in Illinois. Those factors, and a long-simmering rivalry between Illinois fans and Milwaukee head coach Bruce Pearl, made the days leading up to the matchup a media circus.



Once gameday finally arrived, the Panthers held their own with a team that would wind up being the national runner-up. UWM was within three points late in the first half and still within nine points at the four-minute timeout in the second half. But, in the end, even a career-high 32 points from Joah Tucker wouldn't be enough to keep the Panthers' upset run alive.

Final ESPN/USA Today Top 25

1.	North Carolina (31)	33-4	775
2.	Illinois	37-2	744
3.	Louisville	33-5	704
4.	Michigan State	26-5	676
5.	Kentucky	28-6	637
6.	Arizona	30-7	612
7.	Duke	27-6	560
8.	Oklahoma State	26-7	515
9.	Washington	29-6	511
10.	Wisconsin	25-9	489
11.	Wake Forest	27-6	399
12.	West Virginia	24-11	364
13.	Villanova	24-8	355
14.	Utah	29-6	333
15.	Kansas	23-7	253
16.	Texas Tech	22-11	251
17.	Connecticut	23-8	249
18.	Gonzaga	26-5	239
19.	Boston College	25-5	234
20.	Oklahoma	25-8	218
21.	Syracuse	27-7	179
22.	North Carolina State	21-14	137
23.	Milwaukee	26-6	123
24.	Florida	24-8	118
25.	Cincinnati	25-8	96

Others Receiving Votes: Pacific 85, Ga. Tech 45, Alabama 45, Vermont 34, S. Carolina 12, Texas 11, Southern Illinois 10, Minnesota 10, Iowa 10, St. Joseph's 9, Bucknell 8, Nevada 7, UAB 5, Pitt 4, Iowa St. 4, New Mexico 3, Charlotte 2, Memphis 1

**NCAA Tournament First Round
Cleveland, Ohio • March 17, 2005**

Milwaukee	FG-FGA	3F-3FA	FT-FTA	RB	PTS
Tucker	6-12	1-3	8-14	4	21
Tigert	4-4	2-2	0-0	7	10
Hill	3-7	3-4	0-1	0	9
McCants	8-15	5-9	0-1	1	21
Davis	2-5	1-3	5-6	1	10
Pancratz	0-0	0-0	0-0	0	0
Hanson	0-0	0-0	0-0	0	0
McCoy	1-4	0-0	4-4	5	6
Wright	0-1	0-0	2-2	3	2
Ford	2-2	0-0	0-0	0	4
Totals	26-50	12-21	19-28	22	83
Alabama	FG-FGA	3F-3FA	FT-FTA	RB	PTS
Davis	3-5	0-0	4-4	7	10
Winston	7-16	1-5	5-6	4	20
Davidson	4-4	0-0	0-2	10	8
Shelton	5-11	2-7	1-2	5	13
Steele	5-7	4-5	2-2	3	16
Brock	0-1	0-0	0-0	1	0
Felix	2-6	2-6	0-0	2	6
Jonus	0-0	0-0	0-0	0	0
Totals	26-50	9-23	12-16	34	73
	1	2	TOT		
MKE	45	38	83		
Alabama	32	41	73		

**NCAA Tournament Second Round
Cleveland, Ohio • March 19, 2005**

Milwaukee	FG-FGA	3F-3FA	FT-FTA	RB	PTS
Tucker	7-18	3-4	6-7	4	23
Tigert	7-7	2-2	0-0	5	16
Hill	2-8	1-5	6-6	1	11
McCants	6-10	4-8	2-2	1	18
Davis	1-5	1-5	2-2	2	5
Pancratz	1-1	0-0	1-1	2	3
McCoy	0-0	0-0	0-0	2	0
Wright	1-3	0-0	3-4	5	5
Ford	1-3	0-0	0-0	3	2
Totals	26-55	11-24	20-22	26	83
BC	FG-FGA	3F-3FA	FT-FTA	RB	PTS
Smith	11-19	1-1	2-5	5	25
Dudley	2-6	0-2	18-21	8	22
Doornekamp	1-4	0-2	3-4	7	5
Hinnant	1-4	1-1	0-0	3	3
Marshall	4-10	1-3	2-4	5	11
Watson	0-1	0-1	0-0	1	0
Hailey	1-2	1-1	0-1	1	3
Williams	3-4	0-0	0-0	3	6
Totals	23-50	4-11	25-35	36	75
	1	2	TOT		
MKE	41	42	83		
BC	37	38	75		


**NCAA Tournament Regional Semifinal
Rosemont, Ill. • March 24, 2005**

Milwaukee	FG-FGA	3F-3FA	FT-FTA	RB	PTS
Tucker	12-18	2-3	6-8	3	32
Tigert	1-6	0-3	0-0	7	2
Hill	0-3	0-3	2-3	4	2
McCants	4-17	4-14	1-2	4	13
Davis	3-9	1-5	2-2	5	9
Pancratz	0-0	0-0	0-0	3	0
McCoy	1-3	0-1	1-2	2	3
Wright	1-1	0-0	0-1	5	2
Totals	22-57	7-29	12-18	35	63
Illinois	FG-FGA	3F-3FA	FT-FTA	RB	PTS
Augustine	3-3	0-0	5-6	10	11
Powell	5-11	0-1	2-2	9	12
Head	5-15	2-5	0-1	1	12
Williams	8-12	2-5	3-4	3	21
Brown	7-12	5-8	2-2	2	21
McBride	0-1	0-1	0-0	0	0
Carter	0-1	0-0	0-0	1	0
Smith	0-0	0-0	0-0	0	0
Ingram	0-2	0-0	0-0	2	0
Totals	28-57	9-20	12-15	33	77
	1	2	TOT		
MKE	32	31	63		
Illinois	39	38	77		

2003-04

20-11 Overall • National Invitation Tournament

Head Coach: Bruce Pearl



No	Name	Pos	Ht	Wt	Yr	Hometown
2	Chris Hill	G	5-10	160	So.	Chicago, Ill.
3	Joe Czechowicz	G	5-9	165	Fr.	Pewaukee, Wis.
4	Mark Pancratz	G	6-3	185	So.	Schaumburg, Ill.
5/20	Marcus Conigliaro	G	6-2	180	So.	Milwaukee, Wis.
10	Kalombo Kadima	G/F	6-2	210	Sr.	Milwaukee, Wis.
13	Joah Tucker	F	6-5	220	So.	Milwaukee, Wis.
15	Dylan Page	F	6-9	230	Sr.	Amherst, Wis.
21	Jason McCoy	F	6-9	192	Jr.	Houston, Tex.
22	Ed McCants	G	6-3	195	Jr.	Marion, Ohio
23	James Wright	F	6-6	220	Jr.	Milwaukee, Wis.
24	Boo Davis	G	6-3	195	Jr.	Chicago, Ill.
32	Adam Finley	F	6-7	230	So.	Genoa, Ill.
34/20	Jered Hokenson	G	6-1	180	Fr.	Watertown, Minn.
40	Nate Mielke	C	6-11	235	Sr.	Waterloo, Iowa
42	Rob Sanders	F	6-6	185	Jr.	Toledo, Ohio
43/14	Luke Homan	G	6-3	180	Fr.	Brookfield, Wis.
44	Adrian Tigert	F	6-7	235	So.	Oshkosh, Wis.
54/43	Nick Hansen	F	6-6	210	Fr.	Appleton, Wis.

11/22	Montana	W	95-83
11/25	Concordia-St. Paul	W	90-62
11/29	Southern Illinois	L	77-81
12/3	at Prairie View A&M	W	87-70
12/7	at NC State	L	71-77
12/10	at Valparaiso	W	86-82
12/13	at Wisconsin	L	71-89
12/23	UIC*	W	78-62
12/29	at Santa Clara ^	L	64-66
12/30	vs. Idaho State ^	W	85-70
1/2	at Air Force	L	49-71
1/5	Detroit*	W	82-74
1/8	Butler*	W	71-59
1/10	at Loyola*	W	97-87
1/15	Youngstown State*	W	80-74
1/17	at Green Bay*	W	82-70
1/22	at Cleveland State*	W	78-64
1/24	at Detroit*	W	85-68
1/27	at Wright State*	W	68-54
1/31	Green Bay*	W	81-70
2/5	at UIC*	L	82-86
2/7	Wright State*	W	72-66
2/12	Loyola*	W	77-71
2/14	at Youngstown State*	L	85-84
2/17	at Butler*	L	75-58
2/21	Manhattan	L	76-83
2/28	Cleveland State*	W	88-63
3/6	vs. Detroit #	W	58-50
3/9	UIC &	L	62-65
3/17	Rice \$	W	91-63
3/20	@Boise State \$	L	70-73

* - Horizon League game

^ - Cable Car Classic (Santa Clara, Calif.)

- League Tourney (Indianapolis)

& - League Tourney (Milwaukee)

\$ - National Invitation Tournament

NIT Opening Round

Milwaukee, Wis. • March 17, 2004

	FG-FGA	3F-3FA	FT-FTA	RB	PTS
Rice	3-7	0-0	5-6	9	11
Harris	0-0	0-0	0-0	1	0
Diene	0-0	0-0	0-0	1	0
Gillespie	6-13	1-6	2-3	0	15
Smith	1-1	0-0	4-4	2	6
McKrieth	0-4	0-1	8-10	2	8
Chancellor	0-0	0-0	0-0	0	0
Williams	0-0	0-0	1-2	1	1
Kollik	1-2	1-1	0-0	0	3
Harrison	3-5	1-3	5-6	1	12
Okrzesik	0-1	0-0	1-2	2	1
Almond	1-3	0-1	0-0	0	2
Moore	0-3	0-0	2-6	2	2
Killings	0-2	0-0	2-2	2	2
Totals	15-41	3-12	30-41	24	63
	FG-FGA	3F-3FA	FT-FTA	RB	PTS
Milwaukee	5-11	0-1	4-4	4	14
Tucker	8-13	1-3	5-6	9	22
Page	1-2	0-0	3-4	3	5
Tigert	2-5	0-0	1-2	3	5
Kadima	8-12	4-7	1-2	2	21
McCants	2-4	2-4	2-4	1	8
Hill	0-1	0-1	0-0	1	0
Czechowicz	2-2	0-0	0-1	1	4
Pancratz	0-1	0-1	0-0	0	0
Conigliaro	0-0	0-0	0-0	0	0
Hokenson	0-0	0-0	1-2	2	1
Wright	0-1	0-1	0-0	2	0
Finley	2-3	0-0	0-0	4	4
Mielke	3-3	1-1	0-0	2	7
Sanders	33-58	8-19	17-25	38	91
Totals	1	2	TOT		
Rice	29	34	63		
MKE	36	55	91		

NIT First Round

Nampa, Idaho • March 20, 2004

	FG-FGA	3F-3FA	FT-FTA	RB	PTS
Milwaukee	2-10	0-0	1-2	3	5
Tucker	9-17	2-6	3-4	5	23
Page	3-8	1-2	0-2	16	7
Tigert	2-6	0-2	1-1	1	5
Kadima	5-14	4-11	0-0	6	14
McCants	2-8	0-4	2-2	4	6
Hill	2-2	0-0	0-0	2	4
Pancratz	0-0	0-0	0-0	0	0
Wright	2-5	0-0	2-2	4	6
Mielke	0-0	0-0	0-0	0	0
Sanders	27-70	7-25	9-13	42	70
Totals	FG-FGA	3F-3FA	FT-FTA	RB	PTS
Boise St.	5-14	0-1	10-10	12	20
Haynes	6-9	0-0	1-4	12	13
Ellis	5-8	1-2	1-2	3	12
Defares	0-0	0-0	0-0	5	0
Skiffer	2-7	1-6	3-4	1	8
Karl	3-5	1-2	0-0	0	7
Lane	1-4	0-1	0-0	0	2
Nabors	1-8	0-0	0-0	0	2
Blackburn	3-5	3-5	0-0	0	9
Harris	26-60	6-17	15-20	38	73
Totals	1	2	TOT		
MKE	32	38	70		
Boise St.	44	29	73		

The National Invitation Tournament wasn't the preferred postseason destination for the Panthers, but Milwaukee made the most of the chance while they could. The NIT berth came about after the Panthers dropped a heartbreaking, 65-62, contest to UIC in the championship game of the Horizon League Tournament at the U.S. Cellular Arena.


Milwaukee got the chance to put on a better show in its hometown when it drew a home game with Rice to open the NIT. After falling down early, it was all Panthers in the contest, as they rolled to a 91-63 win over the Owls.

That win set a date with another Western Athletic Conference foe, Boise State, in Nampa, Idaho. In that contest, the Panthers trailed by as many as 16 points in the second half before pulling within one with 29 seconds left. But, two BSU free throws pushed the edge back to three and MKE could not score on its final possession.

2002-03

24-8 Overall • NCAA Tournament First Round

Head Coach: Bruce Pearl



No	Name	Pos	Ht	Wt	Yr	Hometown
1	Derek Huff	F	6-8	245	Sr.	Louisville, Ky.
2	Chris Hill	G	5-10	160	So.	Chicago, Ill.
3	Gordy Zastrow	G	6-4	175	Fr.	Manitowoc, Wis.
4	Kalombo Kadima	G/F	6-2	185	Sr.	Milwaukee, Wis.
5	Ronnie Jones	G	5-9	165	Sr.	Las Vegas, Nev.
10	Mark Pancratz	G	6-3	185	Fr.	Schaumburg, Ill.
13	Joah Tucker	F	6-5	220	So.	Milwaukee, Wis.
14	Dan Weisse	G	5-11	175	Sr.	Oshkosh, Wis.
15	Dylan Page	F	6-8	225	Jr.	Amherst, Wis.
20	Marcus Conigliaro	G	6-2	195	Fr.	Milwaukee, Wis.
22	Jose Winston	G	5-11	180	Sr.	Milwaukee, Wis.
23	Adam Finley	F	6-7	230	Fr.	Genoa, Ill.
24	Jason Frederick	G	6-4	185	Sr.	Waukesha, Wis.
30	Clay Tucker	F	6-3	195	Sr.	Lima, Ohio
33	Justin Lettenberger	F	6-5	190	Sr.	Manitowoc, Wis.
40	Nate Mielke	C	6-11	220	Jr.	Waterloo, Iowa
42	Rob Sanders	F	6-6	185	So.	Toledo, Ohio
44	Adrian Tigert	F	6-6	230	So.	Oshkosh, Wis.
54	Fernando Johnson	F	6-9	230	Fr.	Milwaukee, Wis.
55	Ben Brey	F	6-5	200	Jr.	Madison, Wis.

11/23	at Wisconsin	L	72-83
11/26	Miss. Valley St.	W	77-75
11/28	vs. SEMO \$	L	75-89
11/30	vs. Indiana State \$	W	71-59
12/1	vs. Maine \$	W	79-63
12/6	vs. Florida Int'l ^	W	61-48
12/7	at SW Missouri State ^	W	86-77
12/11	Valparaiso	W	75-61
12/14	at Miss. Valley State	W	83-75
12/17	Parkside	W	84-70
12/21	Loyola*	W	100-80
12/28	at Georgia	L	89-69
1/2	at Detroit*	W	73-72
1/4	at Cleveland State*	W	70-58
1/9	at UIC*	L	92-102
1/11	Youngstown State*	W	74-56
1/14	at Chicago State	W	81-73
1/18	at Green Bay*	L	68-79
1/23	Butler*	W	69-65
1/25	Wright State*	W	74-59
2/1	at Loyola*	W	92-91
2/6	Detroit*	W	61-50
2/8	Cleveland State*	W	86-69
2/10	Green Bay*	W	78-54
2/13	UIC*	W	81-78
2/15	at Youngstown State*	W	86-61
2/22	at Southern Illinois	L	64-66
2/27	at Wright State*	W	98-65
3/1	at Butler*	L	74-76
3/8	UIC #	W	75-73
3/11	Butler #	W	69-52
3/20	vs. Notre Dame &	L	69-70

* - Horizon League game

\$ - University Hoops Classic (N.Orleans)

^ - Pizza Hut Classic (Springfield, Mo.)

- Horizon League Tourney (Milwaukee)

& - NCAA First Round (Indianapolis)

NCAA Division I First Round Indianapolis, Ind. • March 17, 2003

Milwaukee	FG-FGA	3F-3FA	FT-FTA	RB	PTS
Page	4-14	1-1	6-8	4	15
Tucker	7-17	2-9	2-4	7	18
Mielke	1-2	0-0	1-2	4	3
Jones	6-16	2-6	4-4	5	18
Frederick	3-9	2-6	2-2	4	10
Huff	0-0	0-0	0-0	0	0
Weisse	0-0	0-0	0-0	0	0
Winston	0-2	0-0	0-0	5	0
Lettenberger	2-5	1-1	0-0	4	5
Sanders	0-1	0-0	0-0	2	0
Totals	23-66	8-23	15-20	37	69
ND	FG-FGA	3F-3FA	FT-FTA	RB	PTS
Miller	5-12	1-3	1-1	6	12
Francis	7-11	0-0	9-10	14	23
Timmermans	0-0	0-0	0-0	0	0
Thomas	9-21	1-4	8-10	8	27
Carroll	1-4	0-2	0-0	1	2
Quinn	0-1	0-1	0-0	3	0
Cornette	1-3	1-2	1-2	8	4
Jones	0-2	0-1	2-2	2	2
Totals	23-54	3-13	21-25	44	70
	1	2	TOT		
MKE	29	40	69		
Notre Dame	29	41	70		

Picked in most places to win their first-ever NCAA Division I league title and earn a berth to the NCAA Tournament, the Panthers lived up to those lofty expectations. In fact, Milwaukee's first-ever appearance in the NCAA Division I Tournament exceeded expectations.

The path to the league title was a roller-coaster of emotions. On the final day of the regular season, Butler beat MKE, 76-74, on a three-point shot at the buzzer to snatch away the Panthers' hopes of a regular-season crown. But, 10 days later in front of more than 10,000 fans in Milwaukee, they earned revenge and the league tournament title with an impressive 69-52 win over those same Bulldogs.

So it was on to Indianapolis and the NCAA Tournament. The Panthers drew Notre Dame, ensuring the game would be one of the most-watched in the first round. And, the game would be played in the RCA Dome, meaning it would be played in front of the largest crowd to ever

see a UWM basketball game (21,250). Finally, there was the game itself, tight throughout and decided in the closing seconds.


MKE started the game slowly and actually trailed by seven late in the first half and, after rallying to tie the game at halftime, fell back down eight in the second half. But the Panthers scored the next 10 points to take the lead and, after back-to-back threes by Justin Lettenberger and Jason Frederick, they led 69-68 with 2:28 remaining.

The Irish took the lead back on a tip-in with 32.9 seconds remaining, leading the Panthers to hold for a final shot. That last chance saw Clay Tucker find Dylan Page clear inside, but Page's short shot rolled off the rim as time expired, leaving the Panthers on the short end of a 70-69 final.

1988-89

24-7 Overall • NCAA Division II Elite Eight

Head Coach: Steve Antrim



No	Name	Pos	Ht	Wt	Yr	Hometown
3	Maurice Poole	G	6-2	175	Jr.	Jackson, Mich.
5	Billy Ross	F	6-5	225	Jr.	Milwaukee, Wis.
10	Bob Anthony	G	6-2	195	So.	Chicago, Ill.
15	Maurice Turner	F	6-2	183	Sr.	Milwaukee, Wis.
22	Rich Stejskal	F	6-3	190	So.	Morton Grove, Ill.
24	Darryl Arnold	G/F	6-3	215	So.	Chicago, Ill.
30	Andy Ronan	F	6-5	195	Jr.	U.S. Virgin Islands
32	Clarence Wright	G	6-4	200	Sr.	Waterloo, Iowa
33	Scott Johnson	F	6-4	190	Jr.	Madison, Wis.
34	Odell Chamberlain	F	6-2	210	Sr.	Anderson, Ind.
42	Lane Evans	F/C	6-7	190	Fr.	Dayton, Ohio
44	Robert Kukla	F	6-7	215	Sr.	Janesville, Wis.
45	Doug Peller	G	6-0	167	Sr.	Waukesha, Wis.
54	Byron Jackson	C	6-8	215	Fr.	Mequon, Wis.

11/19	Viterbo	W	66-54
11/22	Illinois Tech	W	84-73
11/30	Lake Superior State	W	84-70
12/2	North Central	W	105-95
12/6	at Mankato State	L	74-93
12/8	NE Illinois	W	105-77
12/10	Wayne State	W	83-71
12/14	at St. Cloud State	L OT	109-115
12/29	Grand Valley State &	L	70-80
12/30	West Georgia &	W	79-72
1/2	at Lake Superior St.	W	92-78
1/4	at Northern Michigan	L	68-70
1/7	at SIUE	L	74-84
1/16	at Indianapolis	W	93-92
1/21	SIUE	W	101-89
1/24	Lakeland	W	125-79
1/26	Parkside	W	79-69
1/28	IUPUI	W	99-88
1/30	Northern Michigan	W	86-79
2/3	at St. Norbert	W	85-83
2/6	at UMKC	W	72-67
2/11	at Parkside	W OT2	86-79
2/14	Carroll College	W	104-85
2/18	Quincy	W	111-62
2/20	Winona State	W	112-84
2/25	Eau Claire	W	82-81
2/28	at Wayne State	W	91-86
3/4	at Wright State	L	96-105
3/17	Augustana (SD) \$	W	99-95
3/18	N. Colorado \$	W OT	89-88
3/23	SE Missouri State %	L	84-93

& - Rydell Classic Tournament

\$ - NCAA D II Regional (Greeley, Colo.)

% - NCAA Elite Eight (Springfield, Mass.)

NCAA Division II North Central Reg. Greeley, Colo.

Semifinals • March 17, 1989

Augustana	FG-FGA	3F-3FA	FT-FTARB	PTS
Jordre	7-11	4-8	1-1	19
Steger	2-6	0-0	5-6	3 9
Szabo	7-11	1-1	5-9	10 20
Leslie	8-16	5-12	0-1	5 21
Freidel	4-6	0-0	3-4	0 11
Garrow	2-5	1-2	0-0	0 5
Schlotthauer	0-0	0-0	0-0	0 0
Kyle	3-3	0-0	0-0	2 6
Veldman	2-3	0-0	0-0	3 4
TEAM				8
Totals	35-61	11-23	14-21	32 95
Milwaukee	FG-FGA	3F-3FA	FT-FTARB	PTS
Ross	3-5	0-0	0-0	4 6
Ronan	9-14	0-0	9-11	12 27
Kukla	10-18	2-5	0-0	4 22
Poole	4-9	0-1	0-0	4 8
Wright	6-13	2-5	7-8	2 21
Anthony	1-1	0-0	0-0	2 2
Turner	0-0	0-0	0-0	4 0
Arnold	5-8	0-0	3-3	2 13
Johnson	0-1	0-1	0-0	0 0
TEAM				3
Totals	38-69	4-12	19-22	37 99

	1	2	TOT
Augustana	49	46	95
MKE	53	46	99

NCAA Division II North Central Reg. Greeley, Colo.

Championship • March 18, 1989

Milwaukee	FG-FGA	3F-3FA	FT-FTARB	PTS
Ross	8-15	0-0	7-9	6 23
Ronan	8-16	0-0	2-2	12 18
Kukla	6-12	5-9	0-0	2 17
Poole	5-9	2-3	0-0	1 12
Wright	4-18	2-13	3-4	7 13
Anthony	0-0	0-0	2-2	1 2
Turner	1-1	0-0	0-0	2 2
Arnold	1-6	0-0	0-0	2 2
Johnson	0-1	0-1	0-0	1 0
TEAM				4
Totals	33-78	9-26	14-17	38 89
UNC	FG-FGA	3F-3FA	FT-FTARB	PTS
Moser	5-10	1-3	4-5	9 15
Kaczmarek	7-10	0-0	2-5	6 16
Higgins	13-17	0-0	3-6	13 29
Watson	4-9	0-0	2-2	1 10
Olander	3-4	2-2	0-2	2 8
Nehme	3-3	0-0	2-2	1 8
Gooden	1-3	0-0	0-2	3 2
Evison	0-0	0-0	0-0	0 0
TEAM				6
Totals	36-56	3-5	13-24	41 88

	1	2	OT	TOT
MKE	45	34	10	89
UNC	42	37	9	88

NCAA Division II Elite Eight Springfield, Mass.

Quarterfinal • March 23, 1989

Milwaukee	FG-FGA	3F-3FA	FT-FTA	PTS
Ross	4-8	0-1	3-3	11
Ronan	9-14	0-0	2-5	20
Kukla	4-13	3-8	0-0	11
Poole	3-8	0-0	0-0	6
Wright	9-16	4-9	0-0	2
Anthony	0-5	0-0	1-3	1
Turner	0-0	0-0	0-0	0
Arnold	4-10	0-0	5-6	13
Johnson	0-0	0-0	0-0	0
Totals	33-74	7-18	11-17	84
SEMO	FG-FGA	3F-3FA	FT-FTA	PTS
Pugh	5-13	5-8	0-1	15
Wilson	4-9	0-0	6-6	14
Henry	6-12	0-0	3-6	15
Taylor	6-18	2-5	5-6	19
Rutherford	1-7	0-3	10-10	12
Lewis	3-9	3-5	0-0	9
Harris	1-2	0-0	0-0	2
Shepard	3-4	0-0	1-3	7
Simpson	0-0	0-0	0-0	0
Totals	29-74	10-21	25-32	93

	1	2	TOT
MKE	49	35	84
SEMO	48	45	93

1981-82

20-6 Overall • NCAA Division III Midwest Regional
Head Coach: Bob Voight



No	Name	Pos	Ht	Wt	Yr	Hometown
10	Kerry Glover	G	5-11	155	Sr.	Racine, Wis.
11	Jim Needles	G	6-0	155	Fr.	Milwaukee, Wis.
14	Jim Gruszka	F	6-5	180	So.	Milwaukee, Wis.
22	Steve Pitrof	F	6-3	170	So.	Milwaukee, Wis.
30	Kevin Jones	G	6-5	200	Jr.	Chicago, Ill.
35	Tom Hecker	G	6-0	160	Fr.	Cudahy, Wis.
40	Marc Lawrence	F	6-6	195	So.	Harvard, Ill.
42	Keith Rosser	C	6-7	225	Sr.	Chicago, Ill.
50	Rich Czarnecki	F	6-6	190	So.	Kenosha, Wis.
52	Gary Butrym	F	6-6	210	Fr.	Milwaukee, Wis.
54	Miles Aquino	C	6-7	215	Fr.	Milwaukee, Wis.
55	Jim Barnett	F	6-5	190	Fr.	Milwaukee, Wis.

Milwaukee made its first-ever appearance in the NCAA Division III basketball Tournament with a roster that included 10 new players at the start of the season. The Panthers, who received an at-large bid into the tournament, wound up falling to Augustana (Ill.) in the first round before bouncing back to beat Beloit College in the consolation game. They finished the season ranked 14th in NCAA Division III.

The star of the 1981-82 squad was Kevin Jones, a transfer from Laramie County Community College in Wyoming. Jones, who averaged 23.5 ppg in two postseason contests, finished the season averaging 25.4 ppg. He was one of three MKE players in double figures for the season, with Keith Rosser adding 18.4 ppg and Kerry Glover pitching in with 14.6 ppg.

The Panthers won their first seven games of the season before losing for the first time Dec. 28. They then rattled off five more wins and rose as high as ninth in the NCAA Division III rankings. After a brief slump, the Panthers claimed two key victories late in the regular season to secure a postseason berth.

**NCAA Division III Midwest Regional
Rock Island, Ill.
First Round • March 5, 1982**

Milwaukee	FG-FGA	FT-FTA	RB	PTS
Czarnecki	1-3	1-2	5	3
Pitrof	2-4	1-2	6	5
Rosser	7-13	2-5	7	16
Jones	7-21	6-7	5	20
Glover	4-10	5-5	4	13
Gruszka	2-4	2-3	3	6
Hecker	0-0	0-0	1	0
TEAM			3	
TOTAL	23-55	17-24	34	63
Augustana	FG-FGA	FT-FTA	RB	PTS
Wenzel	3-9	2-3	9	8
Anderson	5-11	3-4	8	13
Price	8-12	3-4	10	19
Artis	5-11	5-8	3	15
Schneider	2-4	5-8	2	9
Vincent	0-1	0-1	0	0
Finch	0-1	3-4	1	3
Brittnum	1-4	1-2	4	3
TEAM			3	
TOTAL	24-53	22-34	37	70
	I	2	TOT	
MKE	30	33	63	
Augustana	31	39	70	

11/28	Carthage	W	88-68
12/2	at Whitewater	W	81-61
12/5	Concordia (Wis.)	W	85-40
12/12	St. Norbert	W	77-66
12/19	NE Illinois	W	92-59
12/21	La Crosse	W	72-66
12/23	Superior	W	68-46
12/28	Beloit t&	L OT	63-68
12/29	St. Mary's (Minn.) &	W	76-59
1/2	Oshkosh	W OT	85-73
1/6	River Falls	W	87-72
1/9	at NE Illinois	W	95-84
1/12	at Platteville	W	57-52
1/16	at River Falls	L	41-53
1/19	Roosevelt	W	80-71
1/30	at Stevens Point	L	64-85
2/2	Lakeland	W	83-80
2/5	Loras	W	89-80
2/6	at Milton	W	66-54
2/10	at Parkside	L	71-75
2/13	St. Scholastica	W	102-79
2/16	Beloit	W	69-59
2/22	at Roosevelt	L	76-78
2/24	at Grand Valley State	W	67-52
3/5	Augustana \$	L	63-70
3/6	Beloit \$	W	75-73
& - Roosevelt Holiday Tourney (Chicago)			
\$ - NCAA D III Regional (Rock Island, Ill.)			

**NCAA Division III Midwest Regional
Rock Island, Ill.
Consolation Round • March 6, 1982**

Milwaukee	FG-FGA	FT-FTA	RB	PTS
Czarnecki	2-5	2-3	11	6
Gruszka	4-6	4-5	8	12
Rosser	5-10	2-4	6	12
Jones	10-21	7-9	3	27
Glover	6-9	6-7	1	18
Needles	0-0	0-0	1	0
Pitrof	0-3	0-0	2	0
Hecker	0-1	0-0	0	0
Lawrence	0-0	0-0	1	0
Butrym	0-0	0-0	0	0
Aquino	0-0	0-0	0	0
Barnett	0-0	0-0	1	0
TOTAL	27-55	21-28	37	75
Beloit	FG-FGA	FT-FTA	RB	PTS
Erickson	2-4	0-1	1	4
Levzow	10-13	2-2	4	22
Waterlander	1-3	2-2	4	4
Corcoran	1-2	2-2	1	4
Lindroth	13-24	0-0	4	26
Smothers	4-7	0-0	0	8
Talaska	1-2	3-4	3	5
Suffern	0-1	0-0	3	0
TOTAL	32-56	9-11	21	73
	I	2	TOT	
MKE	35	40	75	
Beloit	39	34	73	

1959-60

18-4 Overall • NCAA Small College Regional
Head Coach: Russ Rebholz

Milwaukee's first-ever postseason tournament appearance came after the 1959-60 season, when the Panthers went to the NCAA Small College Regional.

During the 20-game regular season, MKE had just three blemishes on its record. After opening the season with six-straight wins by an average of more than 25 points per game, the Panthers fell to crosstown rival Marquette. But they quickly got back on track, beating Ball State to start a seven-game winning streak.

The seven-game burst included four key road wins in the Wisconsin State Collegiate Conference, plus a home win over Platteville that would go a long way toward helping the Panthers claim the conference title.

After a loss to Whitewater, UWM won its next three contests before a one-point loss at Platteville. But, just two days later, the Panthers beat Stevens Point, 73-70, to

secure the regional berth.

In regional play, Milwaukee fell to Lincoln (Ill.), 100-92, in the first contest. But, in those days, a consolation round was played. UWM bounced back in that round, claiming a 109-82 win over Augustana to earn the school's first-ever postseason win at any level.

Jerry Grochowski, a UWM Athletic Hall of Famer and one of the top scorers in school history, was the star of the squad. He averaged 22.3 points and 12.2 rebounds per game, finishing second on the Wisconsin State University Conference in scoring. Dave Vincent also contributed 14.7 points and 5.0 rebounds per contest, one of five players with at least 100 rebounds.

12/1	at Milton	W	81-67
12/5	Eastern Illinois	W	101-77
12/11	St. Norbert	W	101-61
12/12	Northern Michigan	W	101-71
12/17	Whitewater*	W	90-74
12/19	Central Michigan	W	95-68
12/26	at Marquette	L	70-84
1/2	Ball State	W	91-72
1/6	at Loras	W	89-75
1/8	at Eau Claire*	W	81-59
1/9	at Stout*	W	80-59
1/16	at Oshkosh*	W	85-83
1/23	Platteville*	W	71-65
1/29	at Stevens Point*	W	75-61
2/6	at Whitewater*	L	55-70
2/12	La Crosse*	W	83-66
2/13	Superior*	W	86-83
2/20	Oshkosh*	W	87-80
2/27	at Platteville*	L	79-80
2/29	Stevens Point*	W	73-71
3/4	Lincoln &	L	92-100
3/5	Augustana &	W	109-82
* - WSCC Game			
& - NCAA Small College Reg., Wheaton			

1940-41

16-0 Overall • Only Undefeated Team
Head Coach: Guy Penwell



The 1940-41 squad is still the only undefeated team in the more than 125-year history of basketball at the school now known as the University of Wisconsin-Milwaukee. At that time, the school was known as the Milwaukee State Teachers College and the athletic teams were known as the Green Gulls. The team won the Wisconsin State Teachers

College Conference and hung on to its undefeated season with a thrilling 40-39 home victory over UW-Oshkosh in the final game of the regular season. While box scores, stats and other information from the era is sparse, Ken Buehler was the team's leading scorer.

12/3	at Carroll	W	28-21
12/6	Chicago Teachers	W	37-25
12/13	River Falls	W	54-31
12/21	Wayne Teachers	W	58-38
1/7	Carroll	W	49-42
1/10	at Stevens Point*	W	51-48
1/14	St. Norbert	W	45-36
1/17	at Platteville*	W	91-51
1/21	Oshkosh*	W	62-42
1/25	at George Williams	W	52-45
1/31	at Whitewater*	W	58-48
2/7	Stevens Point*	W	61-42
2/11	at St. Norbert	W	51-36
2/18	Whitewater*	W	63-38
2/21	Platteville*	W	87-50
2/28	Oshkosh*	W	40-39
* - WSTCC Game			

Milwaukee NCAA Tournament Game Records - Individual

Points Scored

32	Joah Tucker vs. Illinois	2005
27	Adrian Tigert vs. Florida	2006
26	Boo Davis vs. Oklahoma	2006
24	Joah Tucker vs. Oklahoma	2006
23	Joah Tucker vs. Boston College	2005

Field Goals Made

12	Joah Tucker vs. Illinois	2005
11	Adrian Tigert vs. Florida	2006
8	Ed McCants vs. Alabama	2005
7	Five times	

Field Goals Attempted

18	Joah Tucker vs. Illinois	2005
18	Joah Tucker vs. Boston College	2006
17	Ed McCants vs. Illinois	2005
17	Clay Tucker vs. Notre Dame	2003
16	Ronnie Jones vs. Notre Dame	2003

Field Goal Percentage (min. 10 att.)

.846 (11-13)	Tigert vs. Florida	2006
.667 (12-18)	Tucker vs. Illinois	2005
.600 (6-10)	McCants vs. Boston College	2005
.538 (7-13)	Tigert vs. Oklahoma	2006
.533 (8-15)	McCants vs. Alabama	2005

Three-Point Field Goals Made

5	Ed McCants vs. Alabama	2005
4	Austin Arians vs. Villanova	2014
4	Boo Davis vs. Oklahoma	2006
4	Ed McCants vs. Illinois	2005
4	Ed McCants vs. Boston College	2005

Three-Point Field Goals Attempted

14	Ed McCants vs. Illinois	2005
10	Austin Arians vs. Villanova	2014
10	Boo Davis vs. Oklahoma	2006
9	Ed McCants vs. Alabama	2005
9	Clay Tucker vs. Notre Dame	2003

Three-Point Field Goal Percentage

.556 (5-9)	Ed McCants vs. Alabama	2005
.500 (4-8)	McCants vs. Boston College	2005
.400 (4-10)	Austin Arians vs. Villanova	2014
.400 (4-10)	Davis vs. Oklahoma	2006

Free Throws Made

13	Joah Tucker vs. Oklahoma	2006
8	Boo Davis vs. Oklahoma	2006
8	Joah Tucker vs. Alabama	2005
6	Four times	

Free Throws Attempted

16	Joah Tucker vs. Oklahoma	2006
14	Joah Tucker vs. Alabama	2005
10	Boo Davis vs. Oklahoma	2006
8	Joah Tucker vs. Illinois	2005
8	Dylan Page vs. Notre Dame	2005

Free Throw Percentage

1.000 (4-4)	Jordan Aaron vs. Villanova	2014
.813 (13-16)	Joah Tucker vs. Oklahoma	2006
.800 (8-10)	Boo Davis vs. Oklahoma	2006
.750 (6-8)	Joah Tucker vs. Illinois	2005
.750 (6-8)	Dylan Page vs. Notre Dame	2003

Rebounds

9	Boo Davis vs. Florida	2006
8	Adrian Tigert vs. Florida	2006
7	Three times	

Assists

6	Joah Tucker vs. Boston College	2005
6	Chris Hill vs. Boston College	2005
5	Jordan Aaron vs. Villanova	2014
5	Steve McWhorter vs. Villanova	2014
5	Clay Tucker vs. Notre Dame	2003

Steals

3	Five times	
---	------------	--

Blocked Shots

2	J.J. Panoske vs. Villanova	2014
2	Boo Davis vs. Illinois	2006
2	Derrick Ford vs. Boston College	2006
2	Nate Mielke vs. Notre Dame	2003

Turnovers

6	Chris Hill vs. Illinois	2005
4	Matt Tiby vs. Villanova	2014
4	Joah Tucker vs. Oklahoma	2006

Minutes

39	Joah Tucker vs. Oklahoma	2006
37	Boo Davis vs. Oklahoma	2006
36	Six times; most recently Steve McWhorter vs. Villanova	2014

Milwaukee NCAA Tournament Game Records - Team

Points

83	vs. Alabama	2005
83	vs. Boston College	2005

Points (One half)

49	vs. Oklahoma	2006
45	vs. Alabama	2005

Field Goals Made

26	vs. Alabama	2005
26	vs. Boston College	2005

Field Goals Attempted

66	vs. Notre Dame	2003
63	vs. Villanova	2014

Field Goal Percentage

.520 (26-50)	vs. Alabama	2005
.473 (26-55)	vs. Boston College	2005

Three-Point Field Goals Made

12	vs. Alabama	2005
11	vs. Boston College	2005

Three-Point Field Goals Attempted

29	vs. Illinois	2005
24	vs. Villanova	2014
24	vs. Boston College	2005

Three-Point Field Goal Percentage

.571 (12-21)	vs. Alabama	2005
.458 (11-24)	vs. Boston College	2005

Free Throws Made

26	vs. Oklahoma	2006
20	vs. Boston College	2005

Free Throws Attempted

32	vs. Oklahoma	2006
28	vs. Alabama	2005

Free Throw Percentage

.909 (20-22)	vs. Boston College	2005
.813 (26-32)	vs. Oklahoma	2006

Rebounds

37	vs. Villanova	2014
37	vs. Notre Dame	2003

Rebound Margin

+2	vs. Illinois	2005
-3	vs. Oklahoma	2006

Assists

20	vs. Alabama	2005
17	vs. Boston College	2005

Steals

11	vs. Notre Dame	2003
11	vs. Boston College	2005

Blocked Shots

5	vs. Boston College	2005
3	Three times	

Turnovers

16	vs. Boston College	2005
12	Four times	

Fouls

26	vs. Boston College	2005
25	vs. Notre Dame	2003

2014 Horizon League Championship
March 11, 2014 • Nutter Center
Milwaukee 69, Wright State 63



An improbable turnaround was stunningly complete. After finishing last a season ago and being picked to finish the same way this season, the University of Wisconsin-Milwaukee men's basketball team was back in the NCAA Tournament.

Kyle Kelm dominated the game on the inside and the Panthers (21-13) never trailed in claiming a 69-63 win over Wright State to win the Horizon League Tournament title.

Kelm scored 20 points and just missed a double-double with nine rebounds. He was a huge part of Milwaukee's early run, with the Panthers jumping out to a 24-9 advantage.

Tournament most valuable player Jordan Aaron then took control in the second half. His three-pointer with 8:02 remaining pushed the Panthers' lead to 65-52 and he then hit two free throws with 31.5 seconds remaining to seal the win. Aaron wound up with 18 points while Austin Arians added 12. Plus, Malcolm Moore had a strong, seven-point/eight-rebound effort off the bench while Matt Tiby nailed a huge second-half three-pointer and grabbed the game-clinching rebound.

Milwaukee	FG-A	3P-A	FTA	REB	PF	TP	A	TO	B	S	M
Kelm	6-13	0-1	8-9	9	1	20	2	2	0	0	37
Aaron	5-13	4-9	4-4	2	3	18	0	2	0	0	38
Arians	5-8	2-3	0-0	1	2	12	1	1	0	0	31
Tiby	2-7	1-1	0-1	6	3	5	1	3	0	0	25
McWhorter	1-9	0-1	2-2	4	3	4	7	0	1	0	36
Moore	2-5	1-1	2-2	8	3	7	1	1	0	0	15
Wichmann	1-1	1-1	0-0	0	0	3	0	0	0	0	8
Lyle	0-1	0-1	0-0	1	3	0	0	1	0	1	7
Panoske	0-0	0-0	0-0	1	1	0	0	0	0	0	2
Roelke	0-0	0-0	0-0	0	0	0	0	0	0	0	1
TEAM				3							
TOTALS	22-57	9-18	16-18	35	19	69	12	10	1	1	200
FG%	1st: 13-29 .448	2nd: 9-28 .321					Game: 22-57 .386				
3PT%	1st: 5-10 .500	2nd: 4-8 .500					Game: 9-18 .500				
FT%	1st: 12-13 .923	2nd: 4-5 .800					Game: 16-18 .889				

Wright State	FG-A	3P-A	FTA	REB	PF	TP	A	TO	B	S	M
Pacher	6-9	0-1	4-6	4	4	16	2	5	0	0	29
Vest	4-6	1-2	2-2	2	0	11	4	1	0	0	34
Young	3-8	1-4	0-0	7	1	7	2	1	3	1	25
Dixon	1-5	0-2	2-2	2	2	4	3	0	0	0	25
Darling	2-4	0-1	0-0	0	3	4	1	1	1	0	17
Arceneaux	4-6	1-2	0-0	1	1	9	0	2	0	1	19
Hopkins	0-2	0-0	6-7	5	0	6	1	1	0	0	22
Yoho	2-6	2-5	0-0	2	3	6	2	0	0	0	18
Sledge	0-1	0-0	0-0	3	3	0	0	1	2	0	11
TEAM				2							
TOTALS	22-47	5-17	14-17	28	17	63	15	12	6	2	200
FG%	1st: 11-23 .478	2nd: 11-24 .458					Game: 22-47 .468				
3PT%	1st: 3-8 .375	2nd: 2-9 .222					Game: 5-17 .294				
FT%	1st: 8-11 .727	2nd: 6-5 .800					Game: 14-17 .824				

Score By Half	1st	2nd	Game
Milwaukee	43	26	69
Wright State	33	30	63
			A-7,784

2006 Horizon League Championship
March 7, 2006 • U.S. Cellular Arena
Milwaukee 87, Butler 71



Boo Davis scored 18 points to lead a balanced University of Wisconsin-Milwaukee attack as the Panthers won the Horizon League Tournament and an automatic bid to NCAA Tournament with an 87-71 win over Butler at the U.S. Cellular Arena.

Milwaukee (21-8), which advanced to the Sweet 16 in 2005, makes its third NCAA Tournament appearance in the last four years.

Joah Tucker added 15 points while tournament most valuable player Adrian Tigert contributed 14 points and nine rebounds as the Panthers took full advantage of their huge edge inside. Milwaukee outrebounded Butler, 40-24, and outscored the Bulldogs 56-24 in the paint.

The Panthers needed a number of contributors to step up after Tucker went to the bench with his fourth foul only 39 seconds into the second half. But Milwaukee continued to rely on its inside game and got key contributions from reserves Derrick Ford (seven points) and Mark Pancratz (six points).

Butler	FG-A	3P-A	FTA	REB	PF	TP	A	TO	B	S	M
Polk	11-16	0-0	5-11	5	4	27	0	3	1	0	34
Crone	4-6	4-6	2-2	6	3	14	2	4	2	1	31
Horan	1-6	1-6	0-0	2	1	3	2	0	0	1	37
Graves	1-8	1-2	0-0	0	3	3	3	0	0	0	30
Sheets	6-15	5-11	3-3	4	4	20	5	3	0	0	40
Betko	0-2	0-2	0-0	0	1	0	2	0	0	0	12
Ligon	1-1	0-0	2-3	4	3	4	1	0	1	0	12
Streicher	0-0	0-0	0-0	0	0	0	0	0	1	0	4
TEAM				3							
TOTALS	24-54	11-27	12-19	24	19	71	15	10	5	2	200
FG%	1st: 10-22 .455	2nd: 14-32 .438					Game: 24-54 .444				
3PT%	1st: 3-11 .273	2nd: 8-16 .500					Game: 11-27 .407				
FT%	1st: 9-13 .692	2nd: 3-6 .500					Game: 12-19 .632				

Milwaukee	FG-A	3P-A	FTA	REB	PF	TP	A	TO	B	S	M
Tucker	5-11	1-3	4-4	4	4	15	1	3	0	0	25
McCoy	3-4	0-0	2-2	5	2	8	7	0	1	0	22
Tigert	6-15	0-1	2-2	9	3	14	5	1	0	2	35
Hill	3-6	0-2	4-5	4	2	10	1	2	0	1	34
Davis	6-14	2-7	4-4	9	2	18	4	2	0	0	37
Smith	2-5	0-1	0-0	1	1	4	0	1	0	0	19
Pancratz	3-3	0-0	0-1	1	1	6	0	0	0	0	10
Hanson	0-0	0-0	2-2	1	0	2	1	0	0	0	9
Hansen	1-1	1-1	0-0	0	0	3	0	0	0	0	1
Ford	3-3	0-0	1-1	2	2	7	0	0	2	0	8
TEAM				4							
TOTALS	32-62	4-15	19-21	40	17	87	19	9	3	3	200
FG%	1st: 15-31 .484	2nd: 17-31 .548					Game: 32-62 .516				
3PT%	1st: 1-8 .125	2nd: 3-7 .429					Game: 4-15 .267				
FT%	1st: 9-9 1.000	2nd: 10-12 .833					Game: 19-21 .905				

Score By Half	1st	2nd	Game
Butler	32	39	71
Milwaukee	40	47	87
			A-10,021

2005 Horizon League Championship
March 8, 2005 • U.S. Cellular Arena
Milwaukee 59, Detroit 58



Adrian Tigert sank a free throw with 4.2 seconds left, giving Milwaukee a 59-58 win over Detroit in front of a sellout crowd of 10,783 at the U.S. Cellular Arena. The Panthers trailed most of the night and missed 11-of-24 free throws, including Tigert's first free throw in the final seconds. But, after Milwaukee coach Bruce Pearl called a timeout and instructed the rest of the starters to set up on defense, Tigert stepped up to the line and calmly sank his second shot.

Ed McCants' 18 points led the Panthers, who held Detroit scoreless over the final two minutes. Joah Tucker added 15 points and Boo Davis 12 for Milwaukee. Detroit's Brandon Cotton missed a runner at the buzzer that would have won the game for UDM.

Detroit led 32-24 early in the second half, but the Panthers responded with three-straight 3-pointers to go ahead 33-32. McCants' two free throws with 10:22 remaining capped the Panthers' 17-4 run and gave Milwaukee a 41-36 lead. But the Titans came back with nine-straight points and the Panthers trailed until Tucker sank two free throws with 55 seconds left to tie it at 58.

Detroit	FG-A	3P-A	FTA	REB	PF	TP	A	TO	B	S	M
Baker	2-5	0-0	0-0	5	5	4	1	2	0	1	23
Covile	1-4	0-0	2-4	4	2	4	0	1	2	0	22
Abdur-Rahim	4-6	0-2	1-1	7	4	9	2	1	0	1	29
Cotton	9-24	0-0	3-5	4	3	21	2	2	0	0	37
Thues	2-6	1-4	2-2	3	1	7	1	3	0	4	36
Everingham	0-0	0-0	0-0	0	0	0	0	0	0	0	0+
Kelly	1-1	0-0	0-0	0	0	2	0	1	0	0	3
Shaw	2-3	0-0	3-4	5	2	7	0	1	0	0	23
Green	1-2	0-1	0-0	1	2	2	0	1	0	0	11
Goode	0-0	0-0	0-0	0	2	0	0	1	0	0	7
Bailey	1-3	0-0	0-0	2	1	2	1	0	1	0	9
TEAM				5							
TOTALS	23-54	1-7	11-16	36	22	58	7	13	3	6	200
FG%	1st: 13-26 .500		2nd: 10-28 .357			Game: 23-54 .426					
3PT%	1st: 1-3 .333		2nd: 0-4 .000			Game: 1-7 .143					
FT%	1st: 3-4 .750		2nd: 8-12 .667			Game: 11-16 .688					

Milwaukee	FG-A	3P-A	FTA	REB	PF	TP	A	TO	B	S	M
Tucker	4-10	2-3	5-6	3	3	15	2	2	1	1	36
Tigert	1-5	0-3	3-4	4	1	5	4	1	1	1	32
Hill	1-3	1-3	2-2	5	5	5	3	3	0	3	36
McCants	6-13	4-8	2-3	4	2	18	0	3	0	0	30
Davis	4-9	3-6	1-3	2	0	12	0	1	1	1	27
Pancratz	0-0	0-0	0-1	1	3	0	0	0	0	2	9
McCoy	2-6	0-1	0-0	4	1	4	0	1	1	0	11
Wright	0-1	0-0	0-3	3	2	0	1	1	0	0	19
Ford	0-0	0-0	0-2	0	0	0	0	0	0	0	0+
TEAM				7							
TOTALS	18-47	10-24	13-24	33	17	59	10	12	4	8	200
FG%	1st: 9-25 .360		2nd: 9-22 .409			Game: 18-47 .383					
3PT%	1st: 4-14 .286		2nd: 6-10 .600			Game: 10-24 .417					
FT%	1st: 2-7 .286		2nd: 11-17 .647			Game: 13-24 .542					

Score By Half	1st	2nd	Game
Detroit	30	28	58
Milwaukee	24	35	59
			A-10,783

2003 Horizon League Championship
March 11, 2003 • U.S. Cellular Arena
Milwaukee 69, Butler 52



Tournament MVP Clay Tucker scored 18 of his game-high 23 points in the first half in leading UWM to a 69-52 win over Butler, giving the Panthers their first-ever NCAA Division I Tournament berth.

Milwaukee scored the first 14 points on the night and never trailed in the game. Tucker scored seven of MKE's first 14 points and 11 of the first 23 as the Panthers grabbed a 23-6 lead with 11:38 to play in the first half and Butler never got back in the game.

In addition to his 23 points, Tucker added a team-high eight rebounds to go with game-bests in assists (4), steals (4), and blocks (2). Ronnie Jones added 16 for Milwaukee while Justin Lettenberger added eight points and six rebounds off the bench.

Milwaukee outrebounded Butler 40-30 on the game while outshooting the Bulldogs 48.1 to 40.8 percent. The Panthers connected on 5-of-18 from three-point land while holding Butler, the league's leading three-point shooting team, to 5-of-21 from beyond the arc.

Butler	FG-A	3P-A	FTA	REB	PF	TP	A	TO	B	S	M
Monserez	1-5	1-5	0-2	4	3	3	2	5	0	2	31
Curry	0-3	0-2	0-0	0	2	0	0	0	0	0	7
Cornette	5-12	0-0	0-2	8	4	10	3	5	1	2	38
Miller	1-5	0-3	2-2	4	4	4	1	4	0	1	34
Archey	5-9	2-5	2-2	4	4	14	0	3	0	1	36
Lightfoot	4-5	0-0	2-5	5	4	10	0	0	0	0	28
Horan	0-1	0-0	0-0	0	0	0	0	0	0	0	2
Sheets	4-9	2-6	1-3	3	1	11	1	2	0	1	23
Moore	0-0	0-0	0-0	0	1	0	0	0	0	0	1
TEAM				2							
TOTALS	20-49	5-21	7-16	30	23	52	7	19	1	7	200
FG%	1st: 6-21 .286		2nd: 14-28 .500			Game: 20-49 .408					
3PT%	1st: 1-7 .143		2nd: 4-14 .286			Game: 5-21 .238					
FT%	1st: 7-11 .636		2nd: 0-5 .000			Game: 7-16 .438					

Milwaukee	FG-A	3P-A	FTA	REB	PF	TP	A	TO	B	S	M
Page	3-7	0-1	0-0	5	4	6	1	3	0	1	20
Tucker	9-15	2-6	3-7	8	2	23	4	3	2	4	39
Mielke	3-5	0-0	3-3	7	4	9	1	2	2	1	25
Jones	5-14	2-6	4-6	7	1	16	2	3	0	2	35
Frederick	0-4	0-4	2-2	0	1	2	2	0	0	1	28
Huff	0-0	0-0	0-0	0	1	0	0	0	0	0	0+
Weisse	0-0	0-0	0-0	0	2	0	0	0	0	0	4
Winston	0-0	0-0	0-0	1	1	0	0	2	1	1	15
Lettenberger	3-4	1-1	1-2	6	1	8	2	3	0	2	24
Sanders	2-3	0-0	1-2	2	1	5	0	1	0	0	10
TEAM				4							
TOTALS	25-52	5-18	14-22	40	18	69	12	17	5	12	200
FG%	1st: 16-32 .500		2nd: 9-20 .450			Game: 25-52 .481					
3PT%	1st: 4-13 .308		2nd: 1-5 .200			Game: 5-18 .278					
FT%	1st: 2-4 .500		2nd: 12-18 .667			Game: 14-22 .636					

Score By Half	1st	2nd	Game
Butler	20	32	52
Milwaukee	38	31	69
			A-10,115

Points

32	BJ Freeman vs. Green Bay	2024
31	DeAndre Gholston vs. Wright St.	2021
31	Jeremiah Bell vs. Detroit	2017
31	Joah Tucker vs. Loyola	2005
30	BJ Freeman vs. Detroit Mercy	2024
29	BJ Freeman vs. Wright State	2023
103*	BJ Freeman HLT Record (4 gms)	2024

Field Goals Made

11	BJ Freeman vs. Wright State	2023
10	BJ Freeman vs. Green Bay	2024
10	BJ Freeman vs. Detroit Mercy	2024
10	Jalen Johnson vs. Cleveland State	2023

Field Goals Attempted

24	BJ Freeman vs. Northern Kentucky	2024
23	BJ Freeman vs. Cleveland State	2023
21	BJ Freeman vs. Detroit Mercy	2024
21	BJ Freeman vs. Wright State	2023

Field Goal Percentage (8 made)

.900 (9-10)	Jeremiah Bell vs. Detroit	2017
.714 (10-14)	Jalen Johnson vs. CSU	2023
.632 (12-19)	Josh Thomas vs. CSU	2021
.600 (9-15)	Clay Tucker vs. Butler	2003

Three-Point Field Goals Made

6	Ed McCants vs. Detroit	2004
6	Pat McCabe vs. Wright State	1997
5	Four times	

Three-Point Field Goals Attempted

14	Jeremiah Bell vs. Wright State	2018
11	Ed McCants vs. UIC	2004
10	Three times	

Three-Point Field Goal Pct. (5 att.)

.833 (5-6)	Dylan Page vs. UIC	2004
.800 (4-5)	Jeremiah Bell vs. Detroit	2017
.714 (5-7)	Boo Davis vs. Loyola	2005

Free Throws Made

14	Clay Tucker vs. UIC	2003
13	Joah Tucker vs. Loyola	2005
11	Jordan Johnson vs. Green Bay	2016
11	Matt Tiby vs. Valparaiso	2014
10	Three times	

Free Throws Attempted

17	Clay Tucker vs. UIC	2003
14	BJ Freeman vs. Green Bay	2024
14	Joah Tucker vs. Loyola	2005
13	Two times	

Free Throw Percentage (10 made)

1.000 (11-11)	Jordan Johnson vs. Green Bay	2016
1.000 (11-11)	Matt Tiby vs. Valpo	2014
1.000 (10-10)	Dylan Page vs. UIC	2003
.929 (13-14)	Joah Tucker vs. Loyola	2005
.823 (14-17)	Clay Tucker vs. UIC	2003

Minutes Played

45	Jordan Aaron vs. Green Bay	2014
40	DeAndre Gholston vs. Wright St.	2021
40	Te'Jon Lucas vs. Wright State	2021
40	Jeremiah Bell vs. Wright State	2018
40	Kyle Kelm vs. Green Bay	2014
40	Austin Arians vs. Green Bay	2014
40	Steve McWhorter vs. Green Bay	2014
40	Kaylon Williams vs. Valparaiso	2011

Rebounds

15	Amir Allen vs. Cleveland State	2021
15	Bryce Nze vs. Wright State	2018
15	Otto McDuffie vs. Butler	1997
11	Five times	
Last:	Ahmad Rand vs. Wright State	2023

Assists

8	Jordan Johnon vs. Northern Kentucky	2016
8	Allan Hanson vs. UIC	2007
7	Te'Jon Lucas vs. Cleveland St.	2021
7	Steve McWhorter vs. Wright St.	2014
7	Jason McCoy vs. Butler	2006

Steals

5	Ryan Allen vs. UIC	2012
4	DeAndre Gholston vs. Wright St.	2021
4	Donovan Newby vs. Wright St.	2021
4	Clay Tucker vs. Butler	2003
4	Clay Tucker vs. UIC	2003
4	Roderick Johnson vs. N. Illinois	1996

Blocked Shots

4	Bryce Nze vs. Wright State	2018
4	Dylan Page vs. UIC	2003
4	Damion Ninkovic vs. Detroit	1998
3	Four times	
Last:	Brett Prahl vs. Detroit	2017

Turnovers

7	Jordan Johnson vs. Green Bay	2016
6	Kaylon Williams vs. Butler	2011
5	Five times	

Milwaukee League Tournament Results

1996 at Dayton, Ohio Quarterfinals Northern Illinois 80, Milwaukee 78 1997 at Dayton, Ohio First Round Milwaukee 81, Wright State 70 Quarterfinals Butler 48, Milwaukee 36 1998 at Green Bay, Wis. Quarterfinals Detroit 74, Milwaukee 60 1999 at Chicago, Ill. Quarterfinals Green Bay 72, Milwaukee 66 2000 at Chicago, Ill. Quarterfinals Milwaukee 62, Green Bay 58 Semifinals Butler 65, Milwaukee 51 2001 at Dayton, Ohio Quarterfinals Wright State 64, Milwaukee 63 2002 at Cleveland, Ohio Quarterfinals UIC 75, Milwaukee 63 2003 at Milwaukee, Wis. Semifinals Milwaukee 75, UIC 73 Championship Milwaukee 69, Butler 52 2004 at Multiple Sites Semifinals at Indianapolis, Ind.	Milwaukee 58, Detroit 50 Championship at Milwaukee, Wis. UIC 65, Milwaukee 62 2005 at Milwaukee, Wis. Semifinals Milwaukee 94, Loyola 76 Championship Milwaukee 59, Detroit 58 2006 at Milwaukee, Wis. Semifinals Milwaukee 80, Loyola 66 Championship Milwaukee 87, Butler 71 2007 at Chicago, Ill. First Round UIC 83, Milwaukee 77 2008 at Milwaukee, Wis. First Round Loyola 57, Milwaukee 51 2009 at Multiple Sites First Round at Milwaukee, Wis. Milwaukee 77, Loyola 68 Second Round at Indianapolis, Ind. Wright State 80, Milwaukee 70 2010 at Multiple Sites First Round at Milwaukee, Wis. Milwaukee 73, UIC 67 Second Round at Indianapolis, Ind. Milwaukee 82, Cleveland State 75 Semifinals at Indianapolis, Ind. Butler 68, Milwaukee 59	2011 at Milwaukee, Wis. Semifinals Milwaukee 70, Valparaiso 63 Championship Butler 59, Milwaukee 44 2012 at Multiple Sites First Round at Milwaukee, Wis. Milwaukee 68, UIC 55 Second Round at Valparaiso, Ind. Butler 71, Milwaukee 49 2013 at Green Bay, Wis. First Round Green Bay 62, Milwaukee 46 2014 at Multiple Sites First Round at Milwaukee, Wis. Milwaukee 83, Detroit 73 Second Round at Green Bay, Wis. Milwaukee 74, Valparaiso 57 Semifinals at at Green Bay, Wis. Milwaukee 73, Green Bay 66 Championship at Dayton, Ohio Milwaukee 69, Wright State 63 2016 at Detroit, Mich. First Round Milwaukee 86, Northern Kentucky 69 Second Round Green Bay 70, Milwaukee 61 2017 at Detroit, Mich. First Round Milwaukee 85, Detroit Mercy 60 Second Round Milwaukee 43, Valparaiso 41 Semifinals Milwaukee 74, UIC 68 Championship	Northern Kentucky 59, Milwaukee 53 2018 at Detroit, Mich. Second Round Milwaukee 80, UIC 75 Semifinals Wright State 59, Milwaukee 53 2020 at Youngstown, Ohio First Round Youngstown State 63, Milwaukee 57 2021 at Multiple Sites First Round at Milwaukee, Wis. Milwaukee 84, IUPUI 72 Second Round at Dayton, Ohio Milwaukee 94, Wright State 92 OT Semifinals at Indianapolis, Ind. Cleveland State 71, Milwaukee 65 2022 at Chicago, Ill. First Round UIC 80, Milwaukee 69 2023 at Multiple Sites Second Round at Milwaukee, Wis. Milwaukee 87, Wright State 70 Semifinals at Indianapolis, Ind. Milwaukee 80, Cleveland State 93 2024 at Multiple Sites First Round at Milwaukee, Wis. Milwaukee 83, Detroit Mercy 79 Second Round at Green Bay, Wis. Milwaukee 95, Green Bay 84 Semifinals at Indianapolis, Ind. Milwaukee 82, Northern Kentucky 75 Championship at Indianapolis, Ind. Milwaukee 76, Oakland 83
---	--	--	--

Points

95	vs. Green Bay	2024
94	vs. Wright State	2021
94	vs. Loyola	2005
87	vs. Wright State	2023
87	vs. Butler	2006

Points (two teams)

186	vs. Wright State	2021
179	vs. Green Bay	2024
173	vs. Cleveland State	2023
170	vs. Loyola	2005

Points (one half)

56	vs. Green Bay	2024
55	vs. Wright State	2021
52	vs. Cleveland State	2023
52	vs. Loyola	2005
51	vs. Northern Kentucky	2024

Field Goals Made

34	vs. Wright State	2023
32	vs. Green Bay	2024
32	vs. Detroit Mercy	2024
32	vs. Wright State	2021
32	vs. Butler	2006
32	vs. Loyola	2005

Field Goals Attempted

77	vs. Cleveland State	2023
75	vs. Wright State	2021
67	vs. Wright State	2023
66	vs. Oakland	2024
64	vs. UIC	2007

Field Goal Percentage

.568 (25-44)	vs. Detroit	2017
.553 (26-47)	vs. Cleveland State	2010
.549 (28-51)	vs. Northern Kentucky	2016
.542 (32-59)	vs. Loyola	2005

Three-Point Field Goals Made

11	Four times	
Last:	vs. vs. Wright State	2021

Three-Point Field Goals Attempted

31	vs. Green Bay	2016
29	vs. Wright State	2021
27	vs. Loyola	2008

Three-Point Field Goal Percentage

.579 (11-19)	vs. Wright State	1997
.571 (8-14)	vs. Cleveland State	2010
.526 (10-19)	vs. Wright State	2001

Free Throws Made

34	vs. Loyola	2009
34	vs. Green Bay	2000
29	vs. UIC	2003

Free Throws Attempted

43	vs. Loyola	2009
38	vs. UIC	2010
38	vs. Green Bay	2000
37	vs. UIC	2003

Free Throw Percentage

1.000 (9-9)	vs. Wright State	2001
.909 (20-22)	vs. Loyola	2005
.905 (19-21)	vs. Butler	2006

Rebounds

50	vs. Northern Kentucky	2024
48	vs. Wright State	2023
48	vs. Loyola	2009
47	vs. UIC	2010
45	vs. Cleveland State	2023

Rebounding Margin

+22	vs. Northern Kentucky	2024
+22	vs. Valparaiso	2014
+17	vs. Wright State	2023
+16	vs. Butler	2006

Assists

21	vs. Northern Kentucky	2016
21	vs. UIC	2007
19	vs. Butler	2006
18	Three times	
Last	vs. Oakland	2024

Steals

12	vs. Wright State	2021
12	vs. UIC	2018
12	vs. Butler	2003
11	vs. Loyola	2006
10	Four times	

Blocked Shots

9	vs. UIC	2003
6	vs. Northern Kentucky	2024
6	vs. Wright State	2018
5	Four times	
Last:	vs. Detroit Mercy	2017

Turnovers

23	vs. Detroit	1998
21	vs. UIC	2010
19	vs. Loyola	2005

Fouls

30	vs. Northern Illinois	1996
28	vs. Valparaiso	2014
27	vs. Wright State	2021
25	vs. UIC	2002

Fewest Points Scored

36	vs. Butler	1997
43	vs. Valparaiso	2017
44	vs. Butler	2011
46	vs. Green Bay	2013

Fewest Field Goals Made

12	vs. Butler	2011
13	vs. Green Bay	2013
13	vs. Green Bay	2000

Fewest Field Goals Attempted

40	vs. Butler	2011
44	vs. Detroit	2017
44	vs. Detroit	2004

Lowest Field Goal Percentage

.265 (13-49)	vs. Green Bay	2013
.275 (14-51)	vs. Butler	1997
.289 (13-45)	vs. Green Bay	2000

Fewest Three-Point Field Goals Made

2	vs. Detroit Mercy	2024
2	vs. Green Bay	2000
4	Seven times	
Last:	vs. Oakland	2024

Fewest Three-Point Field Goals Att.

14	vs. Green Bay	2024
14	vs. Green Bay	1999
15	vs. Northern Kentucky	2024
15	vs. Butler	2006
16	vs. UIC	2017

Lowest Three-Point Field Goal Pct.

.100 (2-20)	vs. Green Bay	2000
.105 (2-19)	vs. Detroit Mercy	2024
.154 (4-26)	vs. Butler	2000
.185 (5-27)	vs. Loyola	2008

Fewest Free Throws Made

2	vs. Butler	1997
6	vs. Valparaiso	2017
8	Two times	

Fewest Free Throws Attempted

3	vs. Butler	1997
9	vs. Valparaiso	2017
9	vs. Wright State	2001

Lowest Free Throw Percentage

.400 (8-20)	vs. UIC	2004
.542 (13-24)	vs. Detroit	2005

Fewest Rebounds

25	vs. Butler	2012
25	vs. Wright State	2001
27	vs. Detroit	2014

Fewest Assists

5	vs. Detroit	1998
6	vs. Green Bay	2013
6	vs. Butler	1997

Fewest Steals

1	vs. Wright State	2014
1	vs. Green Bay	2013
2	vs. Wright State	2001

Fewest Turnovers

7	vs. Oakland	2024
8	vs. Green Bay	2024
8	vs. Wright State	2018
8	vs. UIC	2018
8	Four other times	

Fewest Fouls

12	vs. Northern Kentucky	2016
13	Three times	

Year	Coach	Record	Pct.	League
1896-97	None Listed	9-2	.818	Independent
1897-98	None Listed	5-1	.833	Independent
1898-99	None Listed	7-1	.875	Independent
1899-00	None Listed	0-3	.000	Independent
1900-01	None Listed	13-3	.813	Independent
1901-02	None Listed	15-2	.882	Independent
1902-03	None Listed	8-9	.471	Independent
1903-04	None Listed	13-5	.722	Independent
1904-05	None Listed	#2-6	.250	Independent
1905-06	None Listed	#2-6	.250	Independent
1906-07	None Listed	#2-3	.400	Independent
1907-08	None Listed	#3-5	.375	Independent
1908-09	Charles Davies	7-8	.467	Independent
1909-10	Charles Davies	#4-11	.267	Independent
1910-11	Emmett Angell	12-5	.706	Independent
1911-12	Emmett Angell	14-2	.875	Independent
1912-13	Emmett Angell	14-2	.875	WNC
1913-14	Emmett Angell	11-8	.579	WNC
1914-15	Barney Anderson	15-5	.750	WNC
1915-16	Barney Anderson	8-10-1	.450	WNC
1916-17	Barney Anderson	3-11	.214	WNC
1917-18	Paul Stothart	1-9	.100	WNC
1918-19	George Downer	10-5	.667	WNC
1919-20	George Downer	5-7	.417	WNC
1920-21	Barney Anderson	2-9	.182	WNC
1921-22	Barney Anderson	6-7	.462	WNC
1922-23	Barney Anderson	2-10	.167	WNC
1923-24	Barney Anderson	11-5	.688	WNC
1924-25	Barney Anderson	7-10	.412	WNC
1925-26	Barney Anderson	5-9	.357	WNC
1926-27	Milton Murray	1-11	.083	WNC
1927-28	Milton Murray	5-12	.294	WSTCC
1928-29	Milton Murray	5-10	.333	WSTCC
1929-30	Milton Murray	6-7	.462	WSTCC
1930-31	Guy Penwell	8-7	.533	WSTCC
1931-32	Guy Penwell	4-13	.235	WSTCC
1932-33	Guy Penwell	9-8	.529	WSTCC
1933-34	Guy Penwell	13-4	.765	WSTCC
1934-35	Guy Penwell	9-6	.600	WSTCC
1935-36	Guy Penwell	12-5	.706	WSTCC
1936-37	Guy Penwell	7-9	.438	WSTCC
1937-38	Guy Penwell	11-5	.688	WSTCC
1938-39	Guy Penwell	9-7	.563	WSTCC
1939-40	Guy Penwell	12-4	.750	WSTCC
1940-41	Guy Penwell	16-0	1.00	WSTCC
1941-42	Guy Penwell	11-5	.688	WSTCC
1942-43	John Tierney	7-6	.538	WSTCC
1943-44	John Tierney	6-7	.462	WSTCC
1944-45	John Tierney	9-6	.600	WSTCC
1945-46	John Tierney	12-6	.667	WSTCC
1946-47	Guy Penwell	11-8	.579	WSTCC-South
1947-48	Guy Penwell	13-8	.619	WSTCC-South
1948-49	Guy Penwell	10-12	.455	WSTCC
1949-50	Guy Penwell	20-7	.741	WSTCC
1950-51	Guy Penwell	6-15	.286	WSCC
1951-52	Guy Penwell	5-15	.250	WSCC
1952-53	Russ Rebholz	9-12	.429	WSCC
1953-54	Russ Rebholz	14-7	.667	WSCC
1954-55	Russ Rebholz	11-10	.524	WSCC
1955-56	Russ Rebholz	13-8	.619	WSCC
1956-57	Russ Rebholz	12-7	.632	WSCC
1957-58	Russ Rebholz	13-7	.650	WSCC
1958-59	Russ Rebholz	17-4	.810	WSCC
1959-60	Russ Rebholz	18-4	.818	WSCC
1960-61	Russ Rebholz	8-12	.400	WSCC
1961-62	Russ Rebholz	4-17	.190	WSCC
1962-63	Russ Rebholz	4-17	.190	WSCC
1963-64	Ray Krzoska	3-18	.143	WSCC
1964-65	Ray Krzoska	9-14	.391	Independent
1965-66	Ray Krzoska	15-10	.600	Independent

Year	Coach	Record	Pct.	League
1966-67	Ray Krzoska	14-11	.560	Independent
1967-68	Ray Krzoska	16-11	.593	Independent
1968-69	Ray Krzoska	15-11	.577	Independent
1969-70	Ray Krzoska	14-12	.538	Independent
1970-71	Charles Parsley	13-10	.565	Independent
1971-72	Charles Parsley	15-11	.577	Independent
1972-73	Charles Parsley	18-8	.692	Independent
1973-74	Bill Klucas	14-12	.538	Independent
1974-75	Bill Klucas	8-18	.308	Independent
1975-76	Bob Gottlieb	11-15	.423	Independent
1976-77	Bob Gottlieb	19-8	.704	Independent
1977-78	Bob Gottlieb	15-12	.556	Independent
1978-79	Bob Gottlieb	8-18	.308	Independent
1979-80	Bob Gottlieb	9-17	.346	Independent
1980-81	Bob Voight	13-13	.500	Independent
1981-82	Bob Voight	20-6	.769	Independent
1982-83	Bob Voight	18-6	.750	Independent
1983-84	Ray Swetalla	6-20	.231	Independent
1984-85	Ray Swetalla	9-17	.346	Independent
1985-86	Ray Swetalla	10-17	.370	Independent
1986-87	Ray Swetalla	8-20	.286	Independent
1987-88	Steve Antrim	16-12	.571	Independent
1988-89	Steve Antrim	24-7	.774	Independent
1989-90	Steve Antrim	10-18	.357	Independent
1990-91	Steve Antrim	18-10	.643	Independent
1991-92	Steve Antrim	20-8	.714	Independent
1992-93	Steve Antrim	23-4	.852	Independent
1993-94	Steve Antrim	10-17	.370	Mid-Con
1994-95	Steve Antrim	3-24	.111	MCC
1995-96	Ric Cobb	9-18	.333	MCC
1996-97	Ric Cobb	8-20	.286	MCC
1997-98	Ric Cobb	3-24	.111	MCC
1998-99	Ric Cobb	8-19	.296	MCC
1999-00	Bo Ryan	15-14	.517	MCC
2000-01	Bo Ryan	15-13	.536	MCC
2001-02	Bruce Pearl	16-13	.552	Horizon
2002-03	Bruce Pearl	24-8	.750	Horizon
2003-04	Bruce Pearl	20-11	.645	Horizon
2004-05	Bruce Pearl	26-6	.813	Horizon
2005-06	Rob Jeter	22-9	.710	Horizon
2006-07	Rob Jeter	9-22	.290	Horizon
2007-08	Rob Jeter	14-16	.467	Horizon
2008-09	Rob Jeter	17-14	.548	Horizon
2009-10	Rob Jeter	20-14	.588	Horizon
2010-11	Rob Jeter	19-14	.576	Horizon
2011-12	Rob Jeter	20-14	.588	Horizon
2012-13	Rob Jeter	8-24	.250	Horizon
2013-14	Rob Jeter	21-14	.600	Horizon
2014-15	Rob Jeter	14-16	.467	Horizon
2015-16	Rob Jeter	20-13	.606	Horizon
2016-17	LaVall Jordan	11-24	.314	Horizon
2017-18	Pat Baldwin	16-17	.485	Horizon
2018-19	Pat Baldwin	9-22	.290	Horizon
2019-20	Pat Baldwin	12-19	.387	Horizon
2020-21	Pat Baldwin	10-12	.454	Horizon
2021-22	Pat Baldwin	10-22	.313	Horizon
2022-23	Bart Lundy	22-12	.647	Horizon
2023-24	Bart Lundy	20-15	.571	Horizon
Total	125 years	1438-1368-1	.512	

Key:

WNC - Wisconsin Normal Conference
WSTCC - Wisconsin State Teacher's College Conference
WSUC - Wisconsin State Universities Conference
WSCC - Wisconsin State Colleges Conference
Mid-Con - Mid-Continent Conference
MCC - Midwestern Collegiate Conference
Horizon - Horizon League

Year-By-Year Scoring Leaders (1933-present)

Year	Name	Pts	Avg	Year	Name	Pts	Avg	Year	Name	Pts	Avg
1932-33	Paul Humke	184	N/A	1963-64	Dennis Kocs	305	14.4	1994-95	Shannon Smith	661	24.5
1933-34	Paul Humke	N/A	N/A	1964-65	Larry Reed	504	21.9	1995-96	Roderick Johnson	391	14.5
1934-35	Paul Humke	N/A	N/A	1965-66	Larry Reed	542	21.7	1996-97	Pat McCabe	347	12.4
1935-36	Walt Sprangers	197	11.6	1966-67	Larry Reed	503	20.1	1997-98	Pat McCabe	266	9.9
1936-37	Williard Rudiger	N/A	N/A	1967-68	Dexter Riesch	466	17.3	1998-99	Chad Angeli	403	14.9
1937-38	Ray Krzoska	131	N/A	1968-69	Tom Reikowski	443	17.0	1999-00	Chad Angeli	483	16.6
1938-39	Ray Krzoska	151	9.4	1969-70	Cecil Morris	468	18.0	2000-01	Clay Tucker	389	13.9
1939-40	Ken Buehler	253	15.8	1970-71	Henry Davis	313	14.2	2001-02	Clay Tucker	510	17.6
1940-41	Ken Buehler	291	21.0	1971-72	Harold Lee	414	15.9	2002-03	Clay Tucker	550	18.3
1941-42	Ken Buehler	224	16.0	1972-73	Harold Lee	427	16.4	2003-04	Dylan Page	647	20.9
1942-43	Norm Geske	N/A	N/A	1973-74	Kessem Grimes	380	15.8	2004-05	Ed McCants	556	17.4
1943-44	Chet Schroeder	N/A	N/A	1974-75	Raymond Nixon	382	14.7	2005-06	Joah Tucker	510	16.5
1944-45	Kenny Lemmer	217	14.5	1975-76	Glen Allen	332	12.8	2006-07	Avery Smith	481	15.5
1945-46	Jerry Ryerson	188	13.4	1976-77	Gerald Hardnett	444	17.1	2007-08	Paige Paulsen	398	13.3
1946-47	Bob Bolz	203	N/A	1977-78	Gerald Hardnett	556	20.6	2008-09	Tone Boyle	396	13.2
1947-48	Bob Bolz	330	15.0	1978-79	Gerald Hardnett	368	14.7	2009-10	Ricky Franklin	500	14.7
1948-49	Bob Bolz	336	15.3	1979-80	Bob Flood	408	16.3	2010-11	Anthony Hill	490	15.3
1949-50	Kenny Lemmer	391	14.5	1980-81	Ricky Trotter	406	18.5	2011-12	Tony Meier	315	11.3
1950-51	Allan Wulz	N/A	N/A	1981-82	Kevin Jones	609	25.4	2012-13	Jordan Aaron	462	14.4
1951-52	Allan Wulz	291	13.9	1982-83	Kevin Jones	444	26.1	2013-14	Jordan Aaron	456	14.7
1952-53	Allan Wulz	331	17.5	1983-84	Steve Pitrof	383	19.2	2014-15	Steve McWhorter	426	14.2
1953-54	Tom Hanrahan	228	N/A	1984-85	John Smilanich	416	16.0	2015-16	Matt Tiby	514	15.6
1954-55	Scott Netzel	401	N/A	1985-86	Erik Schten	375	13.9	2016-17	Brock Stull	474	13.5
1955-56	Tom Kneusel	388	18.5	1986-87	Erik Schten	469	16.8	2017-18	Jeremiah Bell	452	14.1
1956-57	Tom Kneusel	384	20.2	1987-88	Clarence Wright	540	20.0	2018-19	Darius Roy	459	15.8
1957-58	Tom Kneusel	438	20.9	1988-89	Andy Ronan	542	17.5	2019-20	Darius Roy	469	15.6
1958-59	Jerry Grochowski	362	17.2	1989-90	Andy Ronan	453	17.2	2020-21	DeAndre Gholston	369	16.8
1959-60	Jerry Grochowski	513	22.3	1990-91	Von McDade	830	29.6	2021-22	DeAndre Gholston	444	14.3
1960-61	Jerry Grochowski	466	23.3	1991-92	Craig Greene	474	16.9	2022-23	BJ Freeman	581	18.2
1961-62	Ed Markunas	312	14.8	1992-93	Craig Greene	466	17.3	2023-24	BJ Freeman	570	21.1
	Jerry Neitzel	312	14.8		Marc Mitchell	466	17.3				
1962-63	Roger Kriete	234	11.1	1993-94	Michael Hughes	502	20.1				

Year-By-Year Rebounding Leaders (1958-present)

Year	Name	Rbs	Avg	Year	Name	Rbs	Avg	Year	Name	Rbs	Avg
1957-58	Tom Kneusel	314	15.0	1980-81	Willie Bryant	160	6.4	2003-04	Dylan Page	204	6.6
1958-59	Tom Kneusel	282	13.4	1981-82	Keith Rosser	177	6.8	2004-05	Adrian Tigert	214	6.7
1959-60	Jerry Grochowski	269	12.2	1982-83	Rich Czarnecki	168	7.0	2005-06	Adrian Tigert	212	7.3
1960-61	Jerry Grochowski	346	17.3	1983-84	Miles Aquino	120	5.7	2006-07	Paige Paulsen	172	5.7
1961-62	Roger Kriete	N/A	N/A	1984-85	Kevin Cox	135	5.2	2007-08	Paige Paulsen	191	6.4
1962-63	Roger Kriete	N/A	N/A	1985-86	Erik Schten	155	5.7	2008-09	James Eayrs	169	5.5
1963-64	Jim Frank	151	7.2	1986-87	Erik Schten	209	7.5	2009-10	James Eayrs	198	5.8
1964-65	Larry Reed	385	16.7	1987-88	Erik Schten	247	8.8	2010-11	Anthony Hill	212	6.6
1965-66	Larry Reed	425	17.0	1988-89	Andy Ronan	225	7.3	2011-12	James Haarsma	178	5.4
1966-67	Larry Reed	462	18.5	1989-90	Randy Doss	258	9.2	2012-13	Demetrius Harris	170	5.3
1967-68	Not available			1990-91	Randy Doss	205	7.3	2013-14	Matt Tiby	228	6.5
1968-69	Tom Reikowski	311	12.0	1991-92	Craig Greene	163	5.8	2014-15	Matt Tiby	234	7.8
1969-70	Cecil Morris	NA	16.3	1992-93	Craig Greene	186	6.9	2015-16	Matt Tiby	272	8.2
1970-71	Henry Davis	286	12.4	1993-94	Michael Hughes	177	7.1	2016-17	Brock Stull	232	6.6
1971-72	Richard Cox	284	10.9	1994-95	Nathan Schrameyer	183	6.8	2017-18	Bryce Nze	280	8.5
1972-73	Richard Cox	280	10.8	1995-96	Roderick Johnson	193	7.1	2018-19	DeAndre Abram	215	6.9
1973-74	Kessem Grimes	217	9.0	1996-97	Otto McDuffie	182	6.5	2019-20	DeAndre Abram	188	6.3
1974-75	Glen Allen	228	8.8	1997-98	Damion Ninkovic	165	6.1	2020-21	Amir Allen	120	5.5
1975-76	Glen Allen	239	9.6	1998-99	Damion Ninkovic	149	5.7	2021-22	Joey St. Pierre	177	5.7
1976-77	Noren Merritt	174	6.7	1999-00	Clay Tucker	133	5.3	2022-23	Markeith Browning II	149	5.1
1977-78	Al Walker	266	9.9	2000-01	James Wright	154	6.2		BJ Freeman	163	5.1
1978-79	Brian Nyenhuis	184	7.1	2001-02	Clay Tucker	182	6.3	2023-24	BJ Freeman	179	6.6
1979-80	Bob Flood	177	7.0	2002-03	Dylan Page	207	6.5				

Year-By-Year Assist Leaders (1975-present)

Year	Name	Ast	Avg	Year	Name	Ast	Avg	Year	Name	Ast	Avg
1974-75	Harren Warren	116	4.6	1991-92	Marc Mitchell	156	6.2	2008-09	Avery Smith	91	3.1
1975-76	Larry Pikes	103	4.0	1992-93	Marc Mitchell	189	7.0	2009-10	Ricky Franklin	132	3.9
1976-77	Gerald Hardnett	129	5.0	1993-94	Mark Briggs	94	3.5	2010-11	Kaylon Williams	178	5.4
1977-78	Gerald Hardnett	92	3.4	1994-95	Derek Durham	57	2.7	2011-12	Kaylon Williams	215	6.5
1978-79	Tim Cullen	91	3.6	1995-96	Derek Durham	111	4.1	2012-13	Jordan Aaron	128	4.0
1979-80	Tim Cullen	79	3.0	1996-97	Cyrus Caldwell	101	3.6	2013-14	Steve McWhorter	140	4.0
1980-81	Kerry Glover	72	3.1	1997-98	Cyrus Caldwell	128	4.7	2014-15	Steve McWhorter	137	4.6
1981-82	Kerry Glover	138	5.3	1998-99	Cyrus Caldwell	104	3.9	2015-16	Jordan Johnson	267	8.1
1982-83	Jim Gruszka	80	3.3	1999-00	Kalombo Kadima	71	2.4	2016-17	August Haas	134	3.8
1983-84	Barney Hall	57	2.4	2000-01	Clay Tucker	75	2.7	2017-18	Brock Stull	97	3.1
1984-85	Dwayne Glover	60	2.4	2001-02	Clay Tucker	87	3.0	2018-19	Darius Roy	118	4.1
1985-86	Dwayne Glover	127	4.7	2002-03	Clay Tucker	124	4.1	2019-20	Te'Jon Lucas	153	5.1
1986-87	Mike McNabb	82	2.9	2003-04	Adrian Tigert	110	3.5	2020-21	Te'Jon Lucas	128	5.8
1987-88	Maurice Turner	96	3.4	2004-05	Chris Hill	103	3.2	2021-22	Jordan Lathon	81	2.7
1988-89	Clarence Wright	151	4.9	2005-06	Chris Hill	86	2.8	2022-23	Justin Thomas	98	3.0
1989-90	Bob Anthony	123	4.4	2006-07	Allan Hanson	90	2.9	2023-24	BJ Freeman	111	4.1
1990-91	Von McDade	103	3.7	2007-08	Ricky Frankin	77	2.6				

Milwaukee's 1,000-Point Club

1. Clay Tucker	1999-2003	1,788
2. Larry Reed	1959-60/64-67	1,693
3. Jerry Grochowski	1957-61	1,688
4. Gerald Hardnett	1975-79	1,602
5. Tom Kneusel	1955-59	1,565
6. Tom Reikowski	1965-70	1,459
7. Chad Angeli	1997-01	1,417
8. Joah Tucker	2003-06	1,416
9. Dylan Page	2000-04	1,388
10. Matt Tiby	2013-16	1,332
11. Dexter Riesch	1966-70	1,359
12. Ricky Franklin	2006-10	1,291
13. Scott Netzel	1953-57	1,226
14. Craig Greene	1989-93	1,216
15. Dave Vincent	1957-61	1,208
16. Jason Frederick	1999-2003	1,185
17. Ronnie Jones	1999-2003	1,182
18. BJ Freeman	2022-24	1,151
19. Erik Schten	1986-88	1,141
20. Todd Fredenberg	1963-67	1,121
21. Adrian Tigert	2001-06	1,091
22. Ed McCants	2003-05	1,087
23. Clarence Wright	1987-89	1,056
24. Kevin Jones	1981-83	1,053
25. Tony Meier	2008-12	1,044
26. Anthony Hill	2007-11	1,022
27. Pat McCabe	1994-98	1,020
Jalen Johnson*	2022-23	1,105
Te'Jon Lucas*	2018-21	1,079
Jake Wright*	2018-19	1,002

*Wright, Lucas, and Johnson all scored their 1,000th career point in a Panther uniform.

Milwaukee's 500-Rebound Club

1. Larry Reed	1959-60/64-67	1,529
2. Tom Reikowski	1965-70	1,080
3. Tom Knuesel	1955-59	792
4. Adrian Tigert	2001-06	760
5. Richard Cox	1971-74	753
6. Matt Tiby	2013-16	734
7. Erik Schten	1985-88	611
8. Clay Tucker	1999-2003	592
9. Craig Greene	1989-93	557
10. Al Walker	1975-78	546
11. Dylan Page	2000-04	520
12. Chad Angeli	1997-01	519
13. Glen Allen	1973-76	516
14. Anthony Hill	2007-11	513
14. Joah Tucker	2003-06	513

Note: School rebounding records prior to 1965 are incomplete

Milwaukee's 300-Assist Club

1. Gerald Hardnett	1975-79	448
2. Kaylon Williams	2010-12	383
3. Marc Mitchell	1991-93	345
4. Clay Tucker	1999-2003	341
5. Cyrus Caldwell	1996-99	333
6. Ricky Franklin	2006-10	332
7. Adrian Tigert	2001-06	309
8. Chris Hill	2001-06	304
9. Tim Cullen	1976-80	303

Milwaukee's 150-Steal Club

1. Clay Tucker	1999-2003	194
2. Gerald Hardnett	1975-79	162
3. Marc Mitchell	1991-93	154

Top Single-Game Performances (Pre-1990s)

Points

Gerald Hardnett	46	3/4/78
Tom Kneusel	44	1/28/56
Phil Michalovitz	44	12/11/65
Jerry Grochowski	39	3/4/60
Larry Reed	38	2/7/66

Rebounds

Cecil Morris	34	1/5/70
Larry Reed	32	12/21/65
Tom Hanrahan	28	1/12/57
Tom Knuesel	26	12/18/56
Roger Kriete	25	3/2/63
Four players	24	

Assists

Kerry Glover	14	2/24/82
Larry Pikes	13	1976
Gerald Hardnett	12	12/13/76
Gerald Hardnett	12	2/15/77
Dwayne Glover	12	2/3/86
Clarence Wright	12	2/3/89

Steals


Kerry Glover	8	2/26/85
Gerald Hardnett	7	12/19/77
Gerald Hardnett	7	3/4/78
Kerry Glover	7	1/31/81

Blocked Shots

Bruce Payton	6	1/22/86
Al Walker	4	1/26/77
Al Walker	4	12/12/77
Al Walker	4	2/27/78
Ricky Trotter	4	1/6/81

Field Goals

Phil Michalovitz	21	12/11/65
Gerald Hardnett	17	3/4/78
Gerald Hardnett	16	1/5/78
Phil Michalovitz	15	1/22/66
Larry Reed	14	1/11/66
Larry Reed	14	2/7/66
Larry Reed	14	2/26/66



Gerald Hardnett scored 46 points on March 4, 1978

Field Goal Attempts

Jerry Grochowski	42	3/4/60
Gerald Hardnett	34	1/5/78
Dave Vincent	32	2/13/60
Dave Vincent	28	1/6/60
Gerald Hardnett	27	3/4/78

Field Goal Percentage

George Tandy	.909 (10-11)	12/11/72
Noren Merritt	.909 (10-11)	12/18/76
Brian Nyenhuis	.909 (10-11)	3/2/78
Robert Jammer	.900 (9-10)	12/23/75
Gerald Hardnett	.882 (15-17)	12/22/77

Single-Season Records (Pre-1990)

Points

Kevin Jones	609	1981-82
Gerald Hardnett	556	1977-78
Larry Reed	542	1965-66
Andy Ronan	542	1988-89
Clarence Wright	540	1987-88

Rebounds

Larry Reed	462	1966-67
Larry Reed	425	1965-66
Larry Reed	385	1964-65
Tom Reikowski	316	1966-67
Tom Kneusel	314	1957-58

Assists

Clarence Wright	151	1988-89
Kerry Glover	138	1981-82
Gerald Hardnett	129	1976-77
Dwayne Glover	127	1985-86
Bob Anthony	123	1989-90

Steals

Gerald Hardnett	85	1977-78
Dwayne Glover	79	1985-86
Clarence Wright	67	1988-89
Gerald Hardnett	65	1976-77
Larry Pikes	57	1976-77

Blocked Shots

Al Walker	46	1977-78
John Smilanich	35	1984-85
Al Walker	32	1976-77
Miles Aquino	24	1983-84
Brian Nyenhuis	22	1978-79

Field Goals

Kevin Jones	245	1981-82
Gerald Hardnett	233	1977-78
Larry Reed	213	1965-66
Andy Ronan	213	1988-89
Keith Rosser	203	1981-82

Field Goal Attempts

Harold Lee	519	1972-73
Jerry Grochowski	501	1960-61
Gerald Hardnett	492	1977-78
Kevin Jones	492	1981-82
Jerry Grochowski	470	1959-60

Field Goal Percentage

Keith Rosser	.613 (203-331)	1981-82
Andy Ronan	.597 (213-357)	1988-89
Glen Allen	.547 (134-245)	1975-76
Kevin Jones	.537 (183-341)	1982-83
Larry Pikes	.533 (159-298)	1976-77

Career Records (Pre-1990)

Points

Larry Reed	1,693	1959-60/64-67
Jerry Grochowski	1,688	1957-61
Gerald Hardnett	1,602	1975-79
Tom Kneusel	1,565	1955-59
Tom Reikowski	1,459	1965-70

Rebounds

Larry Reed	1,529	1959-60/64-67
Tom Reikowski	1,080	1965-70
Richard Cox	753	1971-74
Erik Schtena	611	1985-88
Al Walker	546	1975-78

Assists

Gerald Hardnett	448	1975-79
Tim Cullen	303	1976-80
Maurice Turner	268	1985-89
Clarence Wright	239	1987-89
Kerry Glover	212	1980-82

Steals

Gerald Hardnett	162	1975-78
Maurice Turner	128	1985-89
Tim Cullen	126	1976-80
Dwayne Glover	126	1984-86
Clarence Wright	117	1987-89

Blocked Shots

Al Walker	78	1975-78
John Smilanich	55	1984-86
Miles Aquino	44	1982-84
Brian Nyenhuis	41	1977-79
Rich Czarnecki	36	1981-83

Field Goals

Gerald Hardnett	673	1975-79
Jerry Grochowski	662	1957-61
Larry Reed	639	1959-60/64-67
Dave Vincent	493	1957-61
Dexter Riesch	491	1966-70

Field Goal Attempts

Jerry Grochowski	1701	1957-61
Gerald Hardnett	1457	1975-79
Erik Schten	1006	1985-88
Steve Pitrof	856	1979-83
Phil Michalovitz	849	1963-66

Field Goal Percentage

Andy Ronan	.532 (394-741)	1988-90
Larry Pikes	.522 (265-508)	1975-77
Kevin Jones	.514 (428-833)	1981-83
John Smilanich	.509 (339-666)	1983-85
Noren Merritt	.488 (275-564)	1975-77

About The Milwaukee Record Book

The Milwaukee Record Book is meant to recognize all eras of Panther basketball. The early pages cite records during the entire history of basketball at the school, followed by individual and team records for all seasons prior to 1990. During those years, Milwaukee was affiliated with both the NCAA and NAIA, as a Division I, II and D-III institution. The following pages then recognize the records since 1990, when Milwaukee permanently became an NCAA Division I school.

Team Game Records (Pre-1990)

Points		
vs. UIC	135	12/11/65
Rebounds		
vs. La Crosse	84	1/18/57
Assists		
vs. Lakeland	32	1/24/89
Steals		
vs. Carthage	23	1/9/84
Blocked Shots		
vs. St. Xavier	11	1/22/86
Field Goals		
vs. UIC	60	12/11/65
Field Goal Attempts		
vs. UIC	110	12/11/65
Field Goal Percentage		
vs. Parkside	.718 (23-32)	2/5/83
Free Throw Attempts		
vs. Whitewater	63	2/4/57

Team Season Records (Pre-1990)

Points	
1988-89	2787
Rebounds	
1969-70	1627
Assists	
1988-89	587
Steals	
1988-89	297
Field Goals	
1988-89	1066
Field Goal Attempts	
1988-89	2199
Field Goal Percentage	
1981-82	.522
Free Throws	
1967-68	521
Free Throw Attempts	
1967-68	819
Free Throw Percentage	
1978-79	.754
Most Consecutive Wins	
1940-41	16
Most Consecutive Losses	
1963-64	11

Points

125	Judson	12/13/15
117	Prairie View A&M	11/20/04
116	at Illinois (OT2)	12/3/90
112	Cardinal Stritch	11/12/22
112	Northeastern Illinois	2/2/91
110	Western Michigan (OT3)	11/9/19
106	Wright State	2/28/91
106	UIC (OT4)	1/11/01
106	at Sacramento State (OT2)	1/9/92

Points - First Half

66	Judson	12/13/15
61	at Cal State Northridge	2/11/91
60	UMKC	12/29/90
59	Upper Iowa	11/21/05
58	Wright State	2/28/91

Points - Second Half

64	Loyola Chicago	12/21/02
61	Prairie View A&M	11/20/04
61	Oshkosh	12/23/91
60	at Oakland	1/4/24
60	Wright State	1/26/23

Field Goals Made

47	Judson	12/13/15
42	Wisconsin Lutheran	11/12/19
42	Youngstown State	2/9/06
41	Cardinal Stritch	11/12/22
41	Oshkosh	12/23/91
41	Mount Senario	12/27/00
40	Prairie View A&M	11/20/04
40	at Cleveland State	2/8/96

Field Goals Attempted

97	at Illinois (OT2)	12/3/90
86	Oshkosh	12/23/91
85	Oakland (OT2)	2/20/21
85	Western Michigan (OT3)	11/9/19
83	Eastern Michigan (OT)	12/6/93
81	UIC (OT4)	1/11/01
81	Parkside	11/30/91
81	Cal State Northridge	1/17/91
81	at Southern Utah (OT2)	2/19/91

Field Goal Percentage

.678 (40-59)	at Cleveland State	2/8/96
.650 (26-40)	at UMKC	11/30/13
.639 (39-61)	at Chicago State	1/19/91
.628 (27-43)	at South Dakota State	12/11/10
.627 (47-75)	Judson	12/13/15
.625 (30-48)	La Crosse	11/10/17
.623 (33-53)	IUPUI	1/15/22
.622 (24-45)	Youngstown State	1/14/15
.617 (29-47)	at DePaul	12/5/11
.613 (38-62)	MSOE	11/7/22
.609 (42-69)	Wisconsin Lutheran	11/12/19
.606 (40-66)	Prairie View A&M	11/20/04
.604 (32-53)	at Loyola Chicago	1/10/04
.600 (30-50)	Upper Iowa	11/19/08

Three-Point Field Goals Made

18	UIC (OT4)	1/11/01
17	at Colorado	12/30/01
16	Wright State	12/31/23
16	Youngstown State	2/9/02
16	Detroit Mercy	1/11/11
15	Green Bay	2/15/20
15	UIC	2/28/16
15	Omaha	12/17/11
15	Western Illinois	12/19/92
15	Parkside	11/30/91
15	at Southern Utah (OT2)	2/19/91
15	at Cal State Northridge	2/11/91
15	at Illinois (OT2)	12/3/90

Three-Point Field Goals Attempted

43	South Dakota	12/17/15
41	at Colorado	12/30/01
41	at UIC (OT4)	1/11/01
41	at Illinois (OT2)	12/3/90
39	at UIC	2/12/00
37	Detroit Mercy	1/11/11
37	UIC	1/31/09
36	Five times	
	Last: Northern Kentucky	2/17/24

Three-Point Field Goals Pct. (10 made)

.833 (10-12)	at Eastern Michigan	2/19/92
.722 (13-18)	at San Diego	1/2/01
.667 (14-21)	at Notre Dame	11/17/15
.667 (14-21)	vs. Idaho State	12/30/03
.650 (13-20)	at Montana State	12/5/16
.623 (12-19)	UIC	1/13/11
.625 (10-16)	UC Davis	11/26/22
.625 (10-16)	Detroit Mercy	2/24/01
.609 (14-23)	at South Dakota State	12/11/10
.600 (12-20)	Wright State	2/14/02
.600 (12-20)	Eastern Michigan	1/22/91

Free Throws Made

41	Cleveland State (OT)	1/29/00
35	at Manhattan (OT)	12/30/04
34	vs. Texas State	11/23/09
34	Loyola Chicago	3/3/09
34	at UIC (OT4)	1/11/01
34	vs. Green Bay	3/4/00
34	Youngstown State	2/7/94
33	LIU Brooklyn (OT)	11/20/18
33	Cleveland State	2/14/12
33	at Youngstown State	1/17/94

Free Throws Attempted

54	at UIC (OT4)	1/11/01
52	Cleveland State (OT)	1/29/00
51	Western Michigan (OT3)	11/9/19
45	Cleveland State	1/2/06
45	Cleveland State	1/31/98
44	Northeastern Illinois	2/2/91
43	vs. Texas State	11/23/09
43	vs. Loyola Chicago	3/3/09
42	Central Michigan	12/19/07
41	Five times	

Free Throw Percentage (10 made)

1.000 (22-22)	at Youngstown State	2/28/15
1.000 (20-20)	Green Bay (OT)	1/9/09
1.000 (15-15)	at Youngstown State	1/7/08
1.000 (13-13)	Oakland	1/20/22
.955 (21-22)	Loyola Chicago	2/16/95
.952 (20-21)	vs. Denver	11/13/15
.950 (19-20)	at Cleveland State	1/25/20
.941 (16-17)	at Loyola Chicago	11/8/13
.933 (14-15)	at Green Bay	2/25/02
.931 (27-29)	Western Michigan (OT3)	1/26/91
.929 (13-14)	at Cleveland State	1/24/10
.929 (13-14)	at Butler	3/1/03
.929 (13-14)	at Eastern Illinois	1/29/94

Rebounds

59	Loyola Chicago	1/28/09
57	SIU Edwardsville	1/12/09
56	at Alcorn State	12/7/92
56	Chicago State	3/2/94
55	Cardinal Stritch	11/12/22
55	Judson	12/13/15
54	Western Michigan (OT3)	11/9/19
53	at Detroit Mercy	1/6/24
53	Stout	11/6/23
53	UIC	1/31/09
53	Cleveland State	2/28/04
53	UIC	2/17/96
53	Cal State Northridge	1/17/91

Offensive Rebounds

34	Loyola Chicago	1/28/09
32	Northeastern Illinois	12/3/92
28	Northern Illinois	12/15/92
27	Upper Iowa	11/21/05
26	Cal State Northridge	1/17/91
24	at Wright State	2/22/96
24	Sacramento State	1/23/93
24	Wright State	2/28/91
23	Stout	11/6/23
23	Detroit Mercy	1/4/07
23	Western Illinois	12/5/95
23	Eastern Michigan (OT)	12/6/93
23	at Illinois (OT2)	12/3/90

Victory Margin

+79	Mount Senario (100-21)	12/27/00
+74	Cardinal Stritch (112-38)	11/12/22
+62	Prairie View A&M (117-55)	11/20/04
+56	MSOE (102-46)	11/7/22
+52	Sacramento State (96-44)	1/23/93
+51	Judson (125-74)	12/13/15
+50	Wisconsin Luthern (103-53)	11/12/19
+41	Youngstown State (98-57)	2/9/06
+40	Northeastern Illinois (112-72)	2/2/91

Rebound Margin

+36	Loyola Chicago	1/28/09
+28	Judson	12/13/15
+28	Wright State	1/20/15
+25	at Wright State	2/27/03
+25	Chicago State	3/2/94
+24	MSOE	11/7/22
+24	at Butler (OT)	2/4/06
+24	Upper Iowa	11/21/05
+24	Sacramento State	1/23/93

Assists

32	Judson	12/13/15
32	Prairie View A&M	11/20/04
29	Mount Senario	12/27/00
28	Cleveland State	2/28/04
26	Detroit Mercy	2/9/23
26	MSOE	11/7/22
26	Judson	11/26/13
26	vs. Rice	3/17/04
26	Youngstown State	2/9/02
26	UIC (OT4)	1/11/01

Steals

22	Florida International	3/2/91
21	Illinois Tech	11/24/95
20	Upper Iowa	11/9/07
20	Mount Senario	12/27/00
20	Nicholls State	3/4/91
18	Wright State	1/20/96
17	Cardinal Stritch	11/12/22
17	South Dakota State	11/20/07
17	Chicago State	12/4/01

Blocked Shots

14	Northern Kentucky	1/4/16
11	Illinois Tech	11/24/95
10	San Diego	12/23/00
9	Detroit Mercy	1/6/24
9	St. Thomas (Minn.)	11/23/22
9	MSOE	11/7/22
9	IUPUI	2/16/18
9	at Detroit Mercy	12/30/17
9	UIC	2/5/05
9	vs. UIC	3/8/03
9	Green Bay (OT)	1/13/93

Turnovers

31	Western Michigan (OT3)	11/29/97
28	at Sacramento State (OT2)	1/9/92
27	at Iowa State	11/20/22
25	at Wright State	2/12/12
25	at Drake	2/17/07
25	at Air Force	1/2/04
25	at Mississippi Valley State	12/14/02
25	at Toledo	11/26/97

Personal Fouls

42	Western Michigan (OT3)	11/9/19
37	UIC (OT4)	1/11/01
35	Butler	1/8/96
33	at Detroit Mercy	1/12/19
33	vs. Texas State	11/23/09
33	at Marquette	11/26/95
31	Northern Illinois (OT2)	2/15/96
31	at UMKC	2/1/93
30	at San Diego	1/2/01
30	vs. Northern Illinois	3/2/96
30	at Wisconsin	12/23/95

Fewest Points Scored

34	at Cleveland State	1/27/01
35	at Toledo	11/26/97
36	vs. Butler	3/1/97
37	at Wisconsin	12/15/04
39	Northern Kentucky	2/9/22
39	Wisconsin	12/12/07

Fewest Points - First Half

11	Butler	2/15/97
13	at Green Bay	2/20/95
14	at Wisconsin	12/15/04
14	at Cleveland State	1/5/98
14	Green Bay	1/18/96
14	at Drake	1/18/92

Fewest Points - Second Half

15	at Cleveland State	1/27/01
15	Green Bay	2/24/97
17	Northern Kentucky	2/9/22

Fewest Field Goals Made

12	Cleveland State	1/4/14
12	Butler	3/8/11
12	at Wisconsin	12/8/10
12	at Memphis	11/15/05
12	at Cleveland State	1/27/01

Fewest Field Goals Attempted

36	at Air Force	11/28/04
37	Detroit Mercy	2/24/01
39	at Wisconsin	12/8/10
40	Five times	
	Last: at Cleveland State	1/2/15

Lowest Field Goal Percentage

.217 (13-60)	at Illinois	12/6/00
.222 (12-54)	at Memphis	11/15/05
.231 (12-52)	at Cleveland State	1/27/01
.241 (13-54)	at Butler	1/24/09
.241 (14-58)	at Marquette	11/24/96

Fewest Three-Point Field Goals Made

0	Cleveland State	1/4/14
0	at Butler (OT)	2/4/06
0	Western Michigan	12/15/01
0	at Valparaiso	12/7/96
0	Northeastern Illinois	12/7/95
0	at Central Michigan	1/9/91

Fewest Three-Point Field Goals Attempted

5	at Northeastern Illinois	12/14/95
5	at Central Michigan	12/8/93
6	at Central Michigan	1/9/91
7	at Wisconsin	12/8/10
7	at Valparaiso	12/7/96
7	Northeastern Illinois	12/7/95

Lowest Three-Point Field Goal Percentage

.000 (0-21)	Western Michigan	12/15/01
.000 (0-16)	Cleveland State	1/4/14
.000 (0-13)	at Butler (OT)	2/4/06
.000 (0-7)	at Valparaiso	12/7/96
.000 (0-7)	Northeastern Illinois	12/7/95
.000 (0-6)	at Central Michigan	1/9/91
.083 (1-12)	at Robert Morris	1/27/22

Fewest Free Throws Made

1	Wisconsin	12/12/07
1	at Wright State	2/17/01
1	Western Illinois	11/26/96
2	Five times	
	Last: at Wisconsin	11/24/17

Fewest Free Throws Attempted

2	Belmont	12/19/16
2	Western Illinois	11/26/96
3	Saint Xavier	12/23/21
3	at Northern Kentucky	2/6/16
3	Wisconsin	12/12/07
3	vs. Butler	3/1/97

Lowest Free Throw Percentage (min. 10 att.)

.091 (1-11)	at Wright State	2/17/01
.273 (3-11)	at Kansas	12/22/04
.333 (6-18)	Butler	1/26/12
.353 (6-17)	Southern Utah	2/24/93
.364 (4-11)	at Wright State	2/10/18
.381 (8-21)	at Oakland (OT)	1/29/17
.385 (5-13)	Two times	

Fewest Rebounds

16	Wisconsin	12/12/07
16	Detroit Mercy	1/2/99
17	at Utah	12/30/91
19	at Wisconsin	12/8/10
21	at Cleveland State	1/9/16

Fewest Offensive Rebounds

3	at Cleveland State	1/9/16
3	SIUE	12/3/15
3	Detroit Mercy	1/14/12
3	vs. UC Davis	11/15/08
3	at Fairleigh Dickinson	12/22/97

Fewest Assists

2	Cleveland State	1/4/14
3	at Wisconsin	11/24/17
3	at Wisconsin	12/14/94
4	at Wisconsin	12/8/10
4	at Wright State	2/2/06
4	at Air Force	1/2/04
4	at Florida Atlantic	3/4/95

Fewest Steals

0	at Notre Dame	11/17/15
0	at Butler (OT)	1/23/11
0	Cleveland State	2/18/10
0	at Butler	1/2/10
1	13 times	
	Last: Cleveland State	1/12/24

Fewest Turnovers

3	Luther	11/17/23
4	Washington State	11/11/06
4	Butler	2/16/05
5	Eight times	
	Last: Elon	11/19/17

Fewest Fouls

7	Mount Senario	12/27/00
8	Robert Morris	12/4/21
8	Michigan Tech	12/6/99
8	Sacramento State	1/23/93
9	Four times	
	Last: Robert Morris	1/19/23

Points

50	Von McDade at Illinois	12/3/90
43	BJ Freeman vs. Stetson	3/29/23
43	Von McDade at Southern Utah	2/19/91
42	Von McDade vs. Wright State	2/28/91
42	Von McDade vs. W. Michigan	1/26/91
42	Von McDade vs. Southern Utah	12/8/90
40	Clay Tucker at Wright State	2/27/03
39	Von McDade vs. Nichols State	3/4/91
38	BJ Freeman vs. Purdue Fort Wayne	2/25/24
38	Ed McCants vs. Detroit	1/3/05
38	Shannon Smith vs. NE Illinois	12/5/94
38	Von McDade vs. Utah	11/28/90

Field Goals Made

15	BJ Freeman vs. Purdue Fort Wayne	2/25/24
15	Clay Tucker at Wright State	2/27/03
15	Von McDade at Wright State	2/28/91
15	Von McDade at Illinois	12/3/90
14	Akeem Springs at Youngstown State	1/7/16
14	Anthony Hill vs. Youngstown State	12/2/10
14	Craig Greene at Central Michigan	3/6/92
14	Von McDade at Nichols St.	3/4/91
14	Von McDade at Utah	11/28/90

Field Goals Attempted

44	Von McDade at Illinois	12/3/90
35	Von McDade at Southern Utah	2/19/91
30	Von McDade at Utah	11/28/90
28	Shannon Smith at SEMO	3/2/92
28	Von McDade vs. Youngstown State	2/7/91

Field Goal Percentage (10 made)

.846 (11-13)	Adrian Tigert vs. Florida	3/18/06
.846 (11-13)	Dylan Page at Loyola	2/1/03
.833 (10-12)	Josh Thomas vs. Eastern Kentucky	11/13/21
.833 (10-12)	Bryce Nze at UIC	1/17/17
.833 (10-12)	Marc Mitchell at Sacramento State	2/11/92
.769 (10-13)	Four times: Most recently Josh Thomas vs. Oakland	1/20/22

Minutes Played

52*	Darius Roy vs. Western Michigan	11/9/19
***Did not start game		
50	Josh Thomas vs. Western Michigan	11/9/19
49	Te'Jon Lucas vs. Oakland	2/20/21
48	Kentrell Pullian at Oakland	1/27/24
48	DeAndre Gholston vs. Oakland	2/20/21
47	Brock Stull at Youngstown State	12/29/16
47	Dan Weisse at UIC	1/11/01
47	Jason Frederick at UIC	1/11/01
46	Three times	
Last:	Cody Wichmann at Youngstown State	12/29/16

Three-Point Field Goals Made

10	Ronnie Jones at Youngstown State	1/2/02
9	Ed McCants vs. Detroit	1/3/05
9	Von McDade at Illinois	12/3/90
9	Pat Easterlin vs. Wright State	2/21/94
8	Avery Smith at Oakland	12/2/06
8	Ray Perine vs. Parkside	12/9/92

Three-Point Field Goals Attempted

22	Von McDade at Illinois	12/3/90
19	Clay Tucker at UIC	2/12/00
17	Ed McCants vs. Detroit	1/3/05
16	Ed McCants vs. Hawai'i	2/19/05
16	Von McDade at Southern Utah	2/19/91

Three-Point Field Goal Pct. (5 made)

1.000 (6-6)	Patrick Baldwin Jr. vs. Robert Morris	12/4/21
1.000 (6-6)	Joe Schultz vs. Cal-St. Northridge	2/11/91
1.000 (5-5)	Kentrell Pullian vs. Oakland	1/27/24
1.000 (5-5)	Darius Roy vs. Cleveland State	2/27/20
1.000 (5-5)	Cameron Harvey at Montana State	12/5/16
1.000 (5-5)	Cody Wichmann vs. Trinity Int'l.	11/20/15
1.000 (5-5)	Tony Meier and Paris Guley at DePaul	12/5/11
.833 (10-12)	Ronnie Jones at Youngstown State	1/2/02
.833 (5-6)	Tafari Simms vs. IUPUI	1/8/21

Free Throws Made

20	BJ Freeman vs. Stetson	3/19/23
18	Chad Angeli vs. Cleveland State	1/29/00
18	Chad Angeli vs. Detroit	1/27/00
16	Chad Angeli vs. Loyola	2/12/98
15	Four times	
Last:	Anthony Hill vs. Green Bay	2/5/11

Free Throws Attempted

22	BJ Freeman vs. Stetson	3/19/23
21	Chad Angeli vs. Cleveland State	1/29/00
21	Chad Angeli vs. Detroit	1/27/00
19	Michael Hughes vs. NE Illinois	1/17/94
19	Michael Hughes vs. Youngs. State	1/6/94

Free Throw Percentage (10 made)

1.000 (17-17)	BJ Freeman at Northern Kentucky	1/28/23
1.000 (13-13)	Derek Durham at Stetson	12/28/95
1.000 (12-12)	Shannon Smith vs. Loyola	2/16/95
1.000 (12-12)	Chris Hill at Youngstown State	2/14/04
1.000 (11-11)	Four players	
Last:	BJ Freeman at Providence	11/11/23
1.000 (10-10)	Five players	
Last:	Darius Roy vs. Oakland	2/16/19

Rebounds

18	Nathan Schrameyer vs. SEMO	3/2/95
17	Bryce Nze vs. IUPUI	2/16/18
17	Brock Stull at Detroit Mercy	1/27/17
17	Matt Tiby vs. South Dakota	12/17/15
17	Matt Tiby vs. Oakland	2/02/14
17	James Haarsma vs. SW Minn. St.	11/12/11
17	Marcus Skinner vs. Green Bay	2/16/08
16	Seven times	
Last:	Faizon Fields vs. Northern Ky.	3/11/24

Assists

15	Jordan Johnson vs. UIC	2/28/16
14	Kaylon Williams at UIC	2/12/11
13	Te'Jon Lucas vs. Oakland	2/20/21
13	Jordan Johnson vs. Duquesne	11/24/15
13	Marc Mitchell vs. NE Illinois	12/3/92
13	Marc Mitchell vs. Parkside	11/30/91
12	Five times	
Last:	Jordan Johnson at UIC	1/16/16

Steals

8	Von McDade vs. Southern Utah	12/8/90
7	Kelvin Anderson vs. Butler	1/5/95
7	Marc Mitchell vs. Sacramento St.	1/23/93
7	Marc Mitchell vs. Oshkosh	12/3/91
7	Von McDade vs. W. Michigan	1/26/91
7	Von McDade vs. UMKC	12/29/90

Blocked Shots

8	J.J. Panoske vs. Northern Kentucky	1/4/16
7	J.J. Panoske vs. Loyola	2/12/13
6	Ryan Allen at Marquette	12/22/11
5	12 times	
Last:	Darius Duffy at Detroit Mercy	1/6/24

Turnovers

11	BJ Freeman at Detroit Mercy	1/6/24
11	Marc Mitchell vs. W. Michigan	12/1/92
8	Seven times	
Last:	BJ Freeman at Youngstown St.	2/16/23

Most Points in a Game All-Time

I.	Von McDade	50
	~December 3, 1990 at Illinois (OT2)	
T2.	BJ Freeman	43
	~March 19, 2023 vs. Stetson (OT)	
T2.	Von McDade	43
	~February 19, 1991 at Southern Utah (OT2)	
T4.	Von McDade	42
	~February 28, 1991 vs. Wright State	
T4.	Von McDade	42
	~January 26, 1991 vs. Western Michigan	
T4.	Von McDade	42
	~December 8, 1990 vs. Southern Utah	
7.	Clay Tucker	40
	~February 27, 2003 at Wright State	
8.	Von McDade	39
	~March 4, 1991 vs. Nicholls State	
T9.	BJ Freeman	38
	~February 25, 2024 vs. Purdue Fort Wayne	
T9.	Ed McCants	38
	~January 3, 2005 vs. Detroit Mercy	
T9.	Shannon Smith	38
	~December 5, 1994 at NE Illinois	
T9.	Von McDade	38
	~November 28, 1990 vs. Utah	
T13.	Michael Hughes	37
	~January 17, 1993 vs. Cal State Northridge	
T13.	Von McDade	37
	~December 29, 1990 vs. UMKC	
T15.	Avery Smith	36
	~December 2, 2006 at Oakland	
T15.	Clay Tucker	36
	~February 1, 2003 at Loyola Chicago	
T15.	Shannon Smith	36
	~December 17, 1994 vs. NE Illinois	
T15.	Michael Hughes	36
	~February 1, 1994 at Wright State	
T15.	Von McDade	36
	~January 12, 1991 at Wright State	
20.	Dylan Page	35
	~January 10, 2004 at Loyola Chicago	
T21.	Jordan Aaron	34
	~December 29, 2012 vs. Ohio Dominican	
T21.	Shannon Smith	34
	~February 18, 1995 vs. UIC	
T21.	Shannon Smith	34
	~January 26, 1995 at Xavier	
T21.	Craig Greene	34
	~December 7, 1992 at Alcorn State	
T21.	Von McDade	34
	~February 7, 1991 vs. Youngstown State	
T21.	Von McDade	34
	~February 2, 1991 vs. NE Illinois	
T27.	BJ Freeman	33
	~November 11, 2023 at Providence	
T27.	Akeem Springs	33
	~January 7, 2016 at Youngstown State	
T27.	Jordan Aaron	33
	~November 30, 2013 at UMKC	

T27.	Avery Smith	33
	~February 17, 2007 at Drake	
T27.	Ronnie Jones	33
	~January 2, 2002 at Youngstown State	
T27.	Pat Easterlin	33
	~February 21, 1994 vs. Wright State	
T27.	Craig Greene	33
	~March 7, 1992 vs. Central Michigan	
T27.	Von McDade	33
	~March 2, 1991 vs. Florida International	
T35.	BJ Freeman	32
	~March 7, 2024 vs. Green Bay	
T35.	Tafari Simms	32
	~January 8, 2021 vs. IUPUI	
T35.	Anthony Hill	32
	~February 12, 2011 at UIC	
T35.	Avery Smith	32
	~January 25, 2007 at Detroit (OT)	
T35.	Joah Tucker	32
	~March 24, 2005 vs. Illinois	
T35.	Dylan Page	32
	~December 21, 2002 vs. Loyola Chicago	
T35.	Shannon Smith	32
	~November 28, 1995 at Iowa State	
T42.	BJ Freeman	31
	~February 25, 2023 vs. Purdue Fort Wayne	
T42.	DeAndre Gholston	31
	~March 2, 2021 at Wright State (OT)	
T42.	Te'Jon Lucas	31
	~February 8, 2020 at IUPUI (OT)	
T42.	Te'Jon Lucas	31
	~January 23, 2020 at Youngstown State (OT)	
T42.	Te'Jon Lucas	31
	~January 11, 2020 at Green Bay	
T42.	DeAndre Abram	31
	~January 12, 2019 at Detroit Mercy	
T42.	Jeremiah Bell	31
	~March 3, 2017 vs. Detroit Mercy	
T42.	Matt Tiby	31
	~December 17, 2015 vs. South Dakota	
T42.	Boo Davis	31
	~February 15, 2006 vs. UIC (OT)	
T42.	Joah Tucker	31
	~March 5, 2005 vs. Loyola Chicago	
T42.	Dylan Page	31
	~February 5, 2004 at UIC	
T42.	Roderick Johnson	31
	~February 15, 1996 vs. Northern Illinois (OT2)	
T42.	Roderick Johnson	31
	~February 8, 1996 at Cleveland State	
T42.	Shannon Smith	31
	~March 2, 1995 at SEMO (OT)	
T42.	Derek Durham	31
	~December 28, 1995 at Stetson	
T57.	BJ Freeman	30
	~March 5, 2024 vs. Detroit Mercy	
T57.	BJ Freeman	30
	~January 21, 2023 vs. Youngstown State	

T57.	Brock Stull	30
	~February 4, 2017 vs. UIC (OT)	
T57.	Jordan Aaron	30
	~February 8, 2014 at Green Bay	
T57.	Anthony Hill	30
	~December 2, 2010 vs. Youngstown State	
T57.	Torre Johnson	30
	~December 6, 2007 at UIC	
T57.	Chad Angeli	30
	~January 27, 2000 vs. Detroit Mercy	
T57.	Shannon Smith	30
	~February 2, 1995 at Butler	
T57.	Shannon Smith	30
	~January 7, 1995 vs. Northern Illinois	
T57.	Von McDade	30
	~January 17, 1991 vs. Cal State Northridge	
T57.	Craig Greene	30
	~January 9, 1991 at Central Michigan	

Consecutive 30-point Games

Von McDade	3 (twice), 1990-91
	*2/28/91 (42) 3/2/91 (33) 3/4/91 (39)
	*11/28/90 (38) 12/3/90 (50) 12/8/90 (42)
BJ Freeman	2, 2023-24
	*3/5/24 (30) 3/7/24 (32)
Roderick Johnson	2, 1995-96
	*2/8/96 (31) 2/15/96 (31)

30-point Games, Season

Von McDade	13, 1990-91
Shannon Smith	8, 1994-95
BJ Freeman	4, 2023-24
Avery Smith	3, 2006-07

Consecutive 20+ point Games

BJ Freeman	10, 2023-24
Von McDade	10, 1990-91
Shannon Smith	8, 1994-95

20-point Games, Season

Von McDade	24, 1990-91
Shannon Smith	19, 1994-95
BJ Freeman	16, 2023-24
Joah Tucker	13, 2004-05
Ed McCants	13, 2004-05

Triple Doubles

BJ Freeman vs. Purdue Fort Wayne 2/23/23
19 points/12 assists/11 rebounds

Jordan Johnson vs. Youngstown State 2/22/16
10 points/10 assists/10 rebounds

Kaylon Williams vs. Butler 1/4/11
10 points/10 assists/10 rebounds

Marc Mitchell vs. UMKC 2/1/93
13 points/11 assists/10 rebounds

Marc Mitchell vs. Alcorn State 12/7/92
16 points/12 assists/10 rebounds

Biggest Comeback Game Victories

24 points vs. Wright State 3/2/21

*Down 24 at 72-48 with 6:26 to play

*Win, 94-92, in overtime

*Second-largest deficit EVER overcome in NCAA Division I MBB history over the final 5 minutes of a game (18)

24 points vs. UC Davis 11/15/08

*Down 24 at halftime, 51-27

*Win, 81-75

23 points vs. Northern Kentucky 1/28/23

*Down 47- 24 just before halftime

*Win, 75-74

21 points vs. Virginia Tech 12/8/01

*Down 58-37 with 10:27 to play

*Win, 80-78, in overtime

19 points vs. Cleveland State 1/12/24

*Down 37-18 with 5:41 left in the first half

*Win, 88-80

Single Season Double-Doubles

Matt Tiby 9, 2015-16

Adrian Tigert 9, 2005-06

Matt Tiby 8, 2014-15

BJ Freeman 8, 2023-24

Jordan Johnson 8, 2015-16

Faizon Fields 6, 2023-24

DeAndre Abram 6, 2018-19

Bryce Nze 6, 2017-18

Brock Stull 6, 2016-17

Matt Tiby 6, 2013-14

Anthony Hill 6, 2010-11

Marc Mitchell 6, 1992-93

Career Double-Doubles

Matt Tiby 23, 2013-16

Adrian Tigert 17, 2001-06

BJ Freeman 11, 2022-24

DeAndre Abram 10, 2018-20

Three players 8

Consecutive Double-Doubles

BJ Freeman 4, February to March, 2024

Bryce Nze 3, January 2018

Marcus Skinner 3, January 2008

Adrian Tigert 3, January to February, 2006

Point/Assist Double-Doubles

BJ Freeman 30 points/11 assists on 1/21/23

BJ Freeman 26/10 on 2/9/23

Te'Jon Lucas 21/13 on 2/20/21

Te'Jon Lucas 15/10 on 11/15/19

Jordan Johnson 11/15 on 2/28/16

Jordan Johnson 14/10 on 2/11/16

Jordan Johnson 13/10 on 2/6/16

Jordan Johnson 16/10 on 2/4/16

Jordan Johnson 10/12 on 2/4/16

Jordan Johnson 19/10 on 12/23/15

Jordan Johnson 11/10 on 11/17/15

Steve McWhorter 16/12 on 1/14/15

Jordan Aaron 14/11 on 12/7/12

Kaylon Williams 14/10 on 3/13/12

Kaylon Williams 19/10 on 2/23/12

Kaylon Williams 12/14 on 2/12/11

Cyrus Caldwell 12/11 on 12/22/97

Cyrus Caldwell 13/10 on 2/8/97

Marc Mitchell 13/11 on 2/1/93

Marc Mitchell 17/11 on 1/17/93

Marc Mitchell 18/12 on 1/9/93

Marc Mitchell 23/11 on 12/31/92

Marc Mitchell 14/13 on 12/3/92

Marc Mitchell 17/10 on 2/15/92

Marc Mitchell 10/10 on 1/4/92

Marc Mitchell 19/13 on 11/30/91

30-Point Double-Doubles

BJ Freeman 3/7/24

*32 points / 10 rebounds

BJ Freeman 3/5/24

*30 points / 10 rebounds

BJ Freeman 11/11/23

*33 points / 10 rebounds

BJ Freeman 1/21/23

*30 points / 11 assists

Te'Jon Lucas 1/23/21

*31 points / 10 rebounds

Te'Jon Lucas 2/8/20

*31 points / 12 rebounds

Matt Tiby 12/17/15

*31 points / 17 rebounds

Anthony Hill 12/2/10

*30 points / 12 rebounds

Von McDade 2/2/91

*34 points / 10 rebounds

Von McDade 1/17/91

*30 points / 10 rebounds

Von McDade 12/8/90

*42 points / 12 rebounds

Games

35	2023-24
35	2016-17
35	2013-14
34	2022-23 / 2011-12 / 2009-10

Victories

26	2004-05 (26-6)
24	2002-03 (24-8)
23	1992-93 (23-4)
22	2022-23 (22-12)
22	2005-06 (22-9)
21	2013-14 (21-14)
20	2023-24 (20-15)
20	2015-16 (20-13)
20	2011-12 (20-14)
20	2009-10 (20-14)
20	2003-04 (20-11)
20	1991-92 (20-8)

Consecutive Victories

11	2004-05
10	1992-93

Points

2782	2023-24
2659	2022-23
2618	2015-16
2466	2002-03
2465	2013-14
2400	2004-05
2395	2003-04
2373	1990-91

Scoring Average

84.8	1990-91
79.9	1991-92
79.7	1992-93
79.5	2023-24
79.3	2015-16
78.2	2022-23
77.3	2003-04
77.1	2002-03
75.6	2001-02
75.5	2020-21

Field Goals Made

980	2023-24
944	2022-23
879	2015-16
874	2002-03
860	2016-17

Field Goals Attempted

2198	2023-24
2062	2022-23
1950	2016-17
1927	2015-16
1908	2019-20
1907	1990-91

Field Goal Percentage

.477 (838-1757)	2003-04
.471 (874-1855)	2002-03
.458 (944-2062)	2022-23
.456 (879-1927)	2015-16
.456 (833-1819)	1991-92

Field Goal Percentage Defense

.401 (782-1950)	2021-22
.408 (893-2187)	2022-23
.413 (720-1795)	2004-05
.416 (753-1811)	2008-09
.419 (761-1816)	2011-12

Three-Point Field Goals Made

306	2015-16
277	2023-24
272	2016-17
267	2022-23
264	2011-12

Three-Point FG Attempted

861	2023-24
842	2015-16
782	2016-17
774	2022-23
763	2011-12

Three-Point FG Percentage

.402 (237-589)	1990-91
.389 (206-529)	1992-93
.383 (230-600)	1991-92
.372 (214-575)	2003-04
.366 (244-666)	2000-01

Total Rebounds

1364	2023-24
1330	2022-23
1241	2009-10
1194	2015-16
1185	2005-06

Total Rebound Average

39.1	2022-23
39.0	2023-24
38.4	1992-93
38.2	2005-06
38.1	2008-09

Offensive Rebounds

473	2023-24
452	2005-06
433	1990-91
421	2004-05
406	2006-07

Free Throws Made

604	2013-14
554	2015-16
545	2023-24
542	2009-10
506	2010-11

Free Throws Attempted

823	2013-14
791	2009-10
774	2010-11
750	2023-24
719	2005-06

Free Throw Percentage

.772 (554-718)	2015-16
.746 (379-508)	2018-19
.745 (433-581)	1993-94
.740 (504-681)	2022-23
.737 (434-589)	2014-15

Assists

566	2015-16
542	2002-03
521	2003-04
498	2023-24
476	2013-14 / 2001-02

Steals

307	1990-91
283	2002-03
267	2004-05
266	1991-92
264	2001-02
264	1995-96

Blocked Shots

186	2022-23
155	2023-24
125	2017-18
119	2021-22
118	2003-04

Turnovers

515	2022-23
481	2003-04
475	2002-03
469	2013-14
467	2011-12

Personal Fouls

668	2019-20
658	1995-96
655	2006-07
649	2003-04
649	2002-03

Disqualifications

35	1995-96
27	1996-97
27	1994-95
23	2019-20
22	2006-07

Games Played

35	Kentrell Pullian	2023-24
35	Faizon Fields	2023-24
35	Elijah Jamsion	2023-24
35	Cody Wichmann	2016-17
35	Brock Stull	2016-17
35	Cameron Harvey	2016-17
35	August Haas	2016-17
35	Bryce Nze	2016-17
35	Jeremiah Bell	2016-17
35	Bryce Barnes	2016-17
35	Kyle Kelm	2013-14
35	Steve McWhorter	2013-14
35	Matt Tiby	2013-14
35	Austin Arians	2013-14

Games Started

35	Cody Wichmann	2016-17
35	Brock Stull	2016-17
35	August Haas	2016-17
35	Steve McWhorter	2013-14
35	Matt Tiby	2013-14
34	Ryan Allen	2011-12
34	Ricky Franklin	2009-10
34	Jerard Ajami	2009-10
34	James Eayrs	2009-10

Minutes Played

1212	Ricky Franklin	2009-10
1195	Steve McWhorter	2013-14
1167	Brock Stull	2016-17
1162	Jordan Johnson	2015-16
1148	Cody Wichmann	2016-17

Points

830	Von McDade	1990-91
661	Shannon Smith	1994-95
647	Dylan Page	2003-04
581	BJ Freeman	2022-23
570	BJ Freeman	2023-24
565	Dylan Page	2002-03
556	Ed McCants	2004-05
550	Clay Tucker	2002-03
531	Ed McCants	2003-04
517	Joah Tucker	2004-05

Scoring Average

29.6	Von McDade	1990-91
24.5	Shannon Smith	1994-95
21.1	BJ Freeman	2023-24
20.9	Dylan Page	2003-04
20.1	Michael Hughes	1993-94
18.3	Clay Tucker	2002-03
18.2	BJ Freeman	2022-23

Field Goals Made

274	Von McDade	1990-91
227	Dylan Page	2003-04
209	Dylan Page	2002-03
199	Shannon Smith	1994-95
191	Joah Tucker	2004-05
189	BJ Freeman	2023-24
188	Clay Tucker	2002-03
187	BJ Freeman	2022-23
186	Ed McCants	2003-04

Field Goals Attempted

633	Von McDade	1990-91
505	Shannon Smith	1994-95
461	BJ Freeman	2022-23
456	Ed McCants	2004-05
448	BJ Freeman	2023-24
448	Dylan Page	2003-04

Field Goal Percentage (100 att.)

.664 (99-149)	Brett Prah	2016-17
.662 (100-151)	Bryce Nze	2016-17
.622 (130-209)	Brett Prah	2017-18
.612 (115-188)	Ahmad Rand	2022-23
.610 (86-141)	Adrian Tigert	2001-02
.595 (209-351)	Dylan Page	2002-03
.593 (70-118)	Chad Angeli	1997-98

Three-Point Field Goals Made

107	Ed McCants	2004-05
104	Ed McCants	2003-04
97	Cody Wichmann	2016-17
96	Von McDade	1990-91
91	Boo Davis	2005-06
87	Pat Easterlin	1992-93

Three-Point Field Goals Attempted

285	Ed McCants	2004-05
266	Cody Wichmann	2016-17
243	Ed McCants	2003-04
242	Von McDade	1990-91
235	Tone Boyle	2010-11
234	Boo Davis	2005-06

Three-Point Field Goal Pct. (45 att.)

.492 (59-120)	Joe Schultz	1990-91
.489 (22-45)	Craig Greene	1990-91
.483 (42-87)	Cody Wichmann	2015-16
.467 (21-45)	Allan Hanson	2005-06
.463 (74-160)	Joe Schultz	1991-92
.443 (66-149)	Tony Meier	2010-11

Free Throws Made

212	Shannon Smith	1994-95
209	Chad Angeli	1998-99
208	Chad Angeli	1999-2000
186	Von McDade	1990-91
172	Michael Hughes	1993-94
169	Matt Tiby	2013-14
161	Matt Tiby	2015-16
156	Jordan Johnson	2015-16
145	Anthony Hill	2010-11

Free Throws Attempted

268	Shannon Smith	1994-95
265	Chad Angeli	1999-00
257	Chad Angeli	1998-99
238	Von McDade	1990-91
225	Matt Tiby	2013-14

Free Throw Percentage (min. 40 att.)

.902 (37-41)	Donovan Newby	2020-21
.901 (64-71)	Donovan Newby	2021-22
.870 (40-46)	Pat Easterlin	1993-94
.864 (95-110)	Jordan Aaron	2012-13
.860 (80-93)	Vance Johnson	2018-19
.857 (36-42)	J.J. Panoske	2014-15
.849 (62-73)	James Eayrs	2008-09
.846 (44-52)	Jeremy Johnson	2016-17
.846 (44-52)	Austin Arians	2015-16

Consecutive Made Free Throws

32	Jordan Aaron	2012-13
26	Vance Johnson (twice)	2018-19
25	BJ Freeman	2022-23
22	Donovan Newby	2021-22
20	Donovan Newby	2020-21
20	Matt Tiby	2013-14

Assists

267	Jordan Johnson	2015-16
215	Kaylon Williams	2011-12
189	Marc Mitchell	1992-93
178	Kaylon Williams	2010-11
156	Marc Mitchell	1991-92
153	Te'Jon Lucas	2019-20

Assists Average

8.1	Jordan Johnson	2015-16
7.0	Marc Mitchell	1992-93
6.5	Kaylon Williams	2011-12
6.2	Marc Mitchell	1991-92
5.8	Te'Jon Lucas	2020-21

Rebounds

280	Bryce Nze	2017-18
272	Matt Tiby	2015-16
234	Matt Tiby	2014-15
232	Brock Stull	2016-17
228	Matt Tiby	2013-14
224	Faizon Fields	2023-24
215	DeAndre Abram	2018-19
214	Adrian Tigert	2004-05
212	Anthony Hill	2010-11
212	Adrian Tigert	2005-06

Rebound Average

8.5	Bryce Nze	2017-18
8.2	Matt Tiby	2015-16
7.8	Matt Tiby	2014-15
7.3	Adrian Tigert	2005-06
7.3	Randy Doss	1990-91

Offensive Rebounds

101	Faizon Fields	2023-24
96	Bryce Nze	2017-18
90	Anthony Hill	2010-11
88	Randy Doss	1990-91
85	James Haarsma	2011-12
85	Roderick Johnson	1995-96

Steals

97	Von McDade	1990-91
78	Marc Mitchell	1992-93
78	Marc Mitchell	1991-92
65	Clay Tucker	2001-02
59	Clay Tucker	2002-03

Blocks

72	Ahmad Rand	2022-23
54	J.J. Panoske	2015-16
48	Bryce Nze	2017-18
46	Brett Prah	2017-18
44	Joey St. Pierre	2021-22

Turnovers

125	Kaylon Williams	2011-12
111	Von McDade	1990-91
106	Kaylon Williams	2010-11
102	Ricky Franklin	2009-10
101	BJ Freeman	2022-23

Personal Fouls

115	Kevin Massiah	2006-07
112	Nate Mielke	2002-03
108	Anthony Hill	2010-11
107	Steve McWhorter	2013-14
105	Bryce Nze	2016-17

Games Played

126	Cody Wichmann	2013-17
125	J.J. Panoske	2012-16
125	Kyle Kelm	2010-14
125	Ricky Franklin	2006-10
120	Anthony Hill	2007-11
120	Adrian Tigert	2001-06
119	Tony Meier	2008-12
118	Jason Frederick	1999-2003
118	Ronnie Jones	1999-2003
118	Dan Weisse	1999-2003
116	Chris Hill	2001-06

Games Started

119	Adrian Tigert	2001-06
111	Chad Angeli	1997-2001
110	Ricky Franklin	2006-10
110	Clay Tucker	1999-2003
98	Matt Tiby	2013-16
97	Tony Meier	2008-12
94	Joah Tucker	2003-06
83	Craig Greene*	1990-93
82	J.J. Panoske	2012-16
82	Ronnie Jones	1999-2003

Minutes Played

3820	Ricky Franklin	2006-10
3497	Clay Tucker	1999-2003
3365	Adrian Tigert	2001-06
3222	Chad Angeli	1997-01
2988	Jason Frederick	1999-2003
2849	Ronnie Jones	1999-2003
2841	Pat McCabe	1994-98
2811	Matt Tiby	2013-16
2805	Kyle Kelm	2010-14
2773	Chris Hill	2001-06

Points

1788	Clay Tucker	1999-2003
1417	Chad Angeli	1997-2001
1416	Joah Tucker	2003-06
1388	Dylan Page	2000-04
1332	Matt Tiby	2013-16
1291	Ricky Franklin	2006-10
1185	Jason Frederick	1999-2003
1182	Ronnie Jones	1999-2003
1174	Craig Greene*	1990-93
1151	BJ Freeman	2022-24
1091	Adrian Tigert	2001-06
1087	Ed McCants	2003-05

Scoring Average

29.3	Von McDade	1990-91
20.1	Michael Hughes	1993-94
19.5	BJ Freeman	2022-24
18.5	Shannon Smith	1994-96
17.3	Ed McCants	2003-05
16.6	Marc Mitchell	1991-93

Field Goals Made

614	Clay Tucker	1999-2003
515	Joah Tucker	2003-06
503	Dylan Page	2000-04
440	Craig Greene*	1990-93
433	Ricky Franklin	2006-10

Field Goals Attempted

1504	Clay Tucker	1999-2003
1150	Ricky Franklin	2006-10
1087	Joah Tucker	2003-06
1034	Jason Frederick	1999-2003
976	Ronnie Jones	1999-2003

Field Goal Percentage (400 att.)

.638 (261-409)	Brett Prah	2014-18
.578 (416-720)	Adrian Tigert	2001-06
.568 (407-716)	Chad Angeli	1997-01
.523 (503-961)	Dylan Page	2000-04
.496 (440-886)	Craig Greene	1990-93
.491 (360-733)	Anthony Hill	2007-11
.491 (317-645)	Marc Mitchell	1991-93

Three-Point Field Goals Made

264	Clay Tucker	1999-2003
244	Jason Frederick	1999-2003
211	Ed McCants	2003-05
201	Ronnie Jones	1999-2003
198	Cody Wichmann	2013-17
197	Pat McCabe	1994-98

Three-Point Field Goals Attempted

744	Clay Tucker	1999-2003
644	Jason Frederick	1999-2003
554	Ricky Franklin	2006-10
528	Austin Arians	2012-16
528	Ed McCants	2003-05

Three-Point Field Goal Pct. (150 att.)

.475 (133-280)	Joe Schultz	1990-92
.423 (124-293)	Craig Greene	1990-93
.401 (159-397)	Pat Easterlin	1992-94
.400 (211-528)	Ed McCants	2003-05
.397 (96-242)	Von McDade	1990-91
.391 (198-506)	Cody Wichmann	2013-17

Free Throws Made

602	Chad Angeli	1997-2001
455	Matt Tiby	2013-16
324	Joah Tucker	2003-06
299	Dylan Page	2000-04
296	Clay Tucker	1999-2003
292	Anthony Hill	2007-11

Free Throws Attempted

785	Chad Angeli	1997-2001
574	Matt Tiby	2013-16
477	Joah Tucker	2003-06
436	Anthony Hill	2007-11
413	Clay Tucker	1999-2003
383	Dylan Page	2000-04

Free Throw Percentage (150 att.)

.838 (207-247)	Jordan Aaron	2012-14
.828 (183-221)	Darius Roy	2018-20
.827 (259-313)	BJ Freeman	2022-24
.814 (140-172)	Ed McCants	2003-05
.793 (455-574)	Matt Tiby	2013-16
.782 (186-238)	Von McDade	1990-91
.781 (299-383)	Dylan Page	2000-04

Assists

383	Kaylon Williams	2010-12
345	Marc Mitchell	1991-93
341	Clay Tucker	1999-2003
333	Cyrus Caldwell	1996-99
332	Ricky Franklin	2006-10

Rebounds

760	Adrian Tigert	2001-06
734	Matt Tiby	2013-16
592	Clay Tucker	1999-2003
520	Dylan Page	2000-04
519	Chad Angeli	1997-2001
513	Anthony Hill	2007-11
513	Joah Tucker	2003-06
505	Craig Greene*	1990-93

Rebound Average

7.5	Matt Tiby	2013-16
7.1	Michael Hughes	1993-94
6.7	Bryce Nze	2016-18
6.6	DeAndre Abram	2018-20
6.3	Adrian Tigert	2001-06
6.1	Paige Paulsen	2007-08
6.1	Craig Greene*	1990-93

Steals

194	Clay Tucker	1999-2003
156	Marc Mitchell	1991-93
131	Ronnie Jones	1999-2003
120	Chris Hill	2001-06
114	Ricky Franklin	2006-10
114	Craig Greene*	1990-93

Blocks

154	J.J. Panoske	2012-16
87	Craig Greene*	1990-93
78	Nate Mielke	2001-04
77	Clay Tucker	1999-2003
74	Dylan Page	2000-04

Turnovers

267	Joah Tucker	2003-06
258	Ricky Franklin	2006-10
252	Chad Angeli	1997-2001
245	Matt Tiby	2013-16
239	Cyrus Caldwell	1996-99

Personal Fouls

340	Ricky Franklin	2006-10
304	Tony Meier	2008-12
302	Chad Angeli	1997-01
289	Pat McCabe	1994-98
275	Anthony Hill	2010-11

Disqualifications

15	Otto McDuffie	1995-97
14	Nathan Schrameyer	1993-96
12	Ricky Franklin	2006-10
11	Chad Angeli	1997-01
11	Roderick Johnson	1995-97

* - Indicates player who also played in non-DI era; those stats are not included in totals

Most Points

120	at Illinois (OT2)	12/3/90
115	Western Michigan (OT3)	11/9/19
112	at UIC (OT4)	1/11/01
110	at Sacramento State (OT2)	1/9/92

Most Points - First Half

54	at Wisconsin	11/27/93
53	at Colorado	11/14/23
53	at Xavier	1/26/95
52	at Kansas	12/10/19
52	UIC	2/18/95
52	at Marquette	12/2/94

Most Points - Second Half

61	UIC	1/9/03
60	at Oakland	1/4/24
60	Wright State	2/28/91
58	Two times	
	Last: Cleveland State	1/29/00

Most Field Goals

43	at Illinois (OT2)	12/3/90
41	at Wisconsin	11/27/93
41	at Sacramento State (OT2)	1/9/92

Most Field Goal Attempts

84	UIC	1/10/94
83	Bradley	12/20/08
80	South Dakota	12/17/15
80	Northeastern Illinois	12/3/92

Highest Field Goal Percentage

.675 (27-40)	at Loyola Chicago	12/10/16
.653 (32-49)	at Loyola Chicago	1/6/07
.648 (35-54)	vs. Duquesne (OT)	11/24/15
.647 (33-51)	UMKC	12/12/98
.645 (32-52)	at Loyola Chicago	2/10/00

Most Three-Point Field Goals

18	Detroit Mercy	1/7/22
18	Northern Kentucky	2/5/21
18	at Detroit Mercy	2/26/00
16	Three times	
	Last: Green Bay (OT)	2/6/23

Most Three-Point Field Goal Attempts

42	Green Bay (OT)	2/6/23
42	at Northern Kentucky	1/1/22
41	Oakland (OT2)	1/27/24
38	at IUPUI (OT)	2/8/20
37	Northern Kentucky	2/5/21
37	Judson	12/13/15

Three-Point Field Goal Pct (10 made)

.706 (12-17)	Purdue Fort Wayne	1/16/21
.667 (12-18)	vs. Wright State	3/6/09
.650 (13-20)	at Colorado	11/14/23
.650 (13-20)	at UIC	12/6/07
.647 (11-17)	Oakland	1/25/16

Most Free Throws Made

45	Western Michigan (OT3)	11/9/19
38	at UIC	1/9/03
38	at UMKC	1/4/92
35	Northern Illinois (OT2)	2/15/96

Most Free Throws Attempted

57	Western Michigan (OT3)	11/9/19
54	at UIC (OT4)	1/11/01
47	Butler	1/8/96
46	vs. Florida Atlantic	11/13/10

Highest Free Throw Pct. (10 made)

1.000 (11-11)	Robert Morris	1/19/23
.947 (18-19)	at Green Bay	2/2/98
.938 (15-16)	vs. Cal Davis	11/15/08
.933 (14-15)	Loyola Chicago	2/14/07

Most Rebounds

59	at Cleveland State	1/15/94
57	vs. Stetson	3/19/23
56	at Northeastern Illinois (OT)	2/13/93

Rebound Margin

+26	Cleveland State	2/9/95
+25	at Valparaiso	1/14/16
+25	at Iowa State	11/30/01
+24	Detroit Mercy	1/2/99

Most Assists

31	at Utah	12/26/92
28	at SEMO (OT)	3/2/95
26	Two Times	
	Last: at Marquette	11/30/07

Most Steals

18	Western Michigan (OT3)	11/29/97
18	at Northern Illinois	2/4/95
16	vs. Charlotte	3/20/23
16	Valparaiso	12/11/02

Most Blocked Shots

12	Loyola Chicago	2/22/97
11	Four times	
	Last: vs. Oakland	3/12/24

Most Turnovers

31	vs. Florida International	12/6/02
30	Four times	
	Last: vs. Virginia Tech (OT)	12/8/01

Most Personal Fouls

34	Cleveland State (OT)	1/29/00
33	Western Michigan (OT3)	11/9/19
32	Central Michigan	12/19/07
32	Cleveland State	1/2/06

Most Disqualifications

3	Seven times	
	Last: vs. UIC	3/2/10

Fewest Points

21	Mount Senario	12/27/00
37	vs. UC Irvine	11/26/16
38	Cardinal Stritch	11/12/22
38	Wright State	1/12/12
38	Texas Southern	11/20/11
39	at Youngstown State	1/7/08

Fewest Points - First Half

11	Mount Senario	12/27/00
12	vs. Valparaiso	3/4/17
13	Boston U.	11/27/22
13	Texas Southern	11/20/11

Fewest Points - Second Half

10	Mount Senario	12/27/00
11	UIC	1/12/01
15	Stony Brook	1/4/00

Fewest Field Goals

7	Mount Senario	12/27/00
10	Detroit Mercy	1/9/97
11	vs. UC Irvine	11/26/16

Fewest Field Goals Attempted

31	Detroit Mercy	1/9/97
31	at Drake	1/18/92
35	at Wisconsin	12/16/01

Lowest Field Goal Percentage

.189 (7-37)	Mount Senario	12/27/00
.215 (14-65)	UIC	2/17/96
.219 (14-64)	Cardinal Stritch	11/12/22
.245 (12-49)	at Youngstown State	1/7/08
.260 (13-50)	Green Bay	2/13/22

Fewest Three-Point Field Goals

0	Six times	
	Last: at Detroit Mercy	2/10/12

Fewest Three-Point Field Goals Attempted

4	at Green Bay	2/19/96
5	Three times	
	Last: at Butler	2/18/99

Lowest Three-Point Field Goal Percentage

.000	Six times	
	Last: at Detroit Mercy (0-13)	2/10/12

Fewest Free Throws Made

0	MSOE	11/7/22
0	Green Bay	2/6/99
1	Detroit Mercy	2/21/06
2	10 times	
	Last: Wisconsin Lutheran	12/16/18

Fewest Free Throws Attempted

0	Green Bay	2/6/99
2	MSOE	11/7/22
3	Three times	
	Last: Texas Southern	11/20/11

Lowest Free Throw Pct. (min. 5 att.)

.167 (2-12)	at Memphis	11/16/16
.286 (2-7)	at Green Bay	3/3/93
.313 (5-16)	Cal State Northridge	1/17/91

Fewest Rebounds

14	Mount Senario	12/27/00
19	vs. Denver	11/13/15
19	Wright State	1/20/15
19	vs. Valparaiso	3/7/14
20	MSOE	11/7/212
20	Cleveland State	2/8/03

Fewest Assists

3	Mount Senario	12/27/00
4	Five times	
	Last: Texas Southern	11/20/11

Fewest Steals

0	Four times	
	Last: at Detroit Mercy	1/18/06

Fewest Turnovers

4	Wright State	2/11/22
4	Wisconsin	12/10/14
5	12 times	
	Last: vs. Northern Kentucky	3/11/24

Fewest Personal Fouls

6	at Chattanooga	12/6/22
6	Saint Xavier	12/23/21
7	at Cincinnati	11/16/18
7	Cal State Northridge	1/17/91
8	Belmont	12/19/16
8	vs. South Dakota State	11/27/16

Points

2753	2023-24
2522	2022-23
2494	2016-17
2469	2013-14
2391	2015-16

Scoring Average

80.4	1994-95
78.7	2023-24
78.7	1990-91
76.3	2020-21
74.7	2018-19

Field Goals Made

962	2023-24
893	2022-23
891	2016-17
882	2015-16
869	2013-14

Field Goals Attempted

2194	2023-24
2187	2022-23
1991	2013-14
1966	2015-16
1915	2016-17

Field Goal Percentage

.493 (759-1538)	1999-2000
.476 (726-1524)	1994-95
.475 (778-1639)	2006-07
.473 (796-1682)	1990-91
.465 (891-1915)	2016-17

Three-Point Field Goals Made

288	2023-24
280	2022-23
276	2018-19
269	2021-22
267	2016-17

Three-Point FG Attempted

912	2022-23
836	2023-24
817	2018-19
804	2021-22
757	2016-17

Three-Point FG Percentage

.404 (203-502)	1994-95
.392 (186-475)	2014-15
.381 (239-628)	2015-16
.379 (192-507)	2020-21
.378 (148-391)	1997-98

Free Throws Made

559	1995-96
541	2023-24
527	2013-14
519	2002-03
516	1994-95

Free Throws Attempted

836	1995-96
791	1994-95
737	2002-03
735	2019-20
724	2023-24

Free Throw Percentage

.764 (431-564)	2021-22
.747 (541-724)	2023-24
.745 (527-707)	2013-14
.744 (375-504)	2017-18
.725 (456-629)	2022-23

Rebounds

1258	2023-24
1241	2013-14
1237	2022-23
1184	2021-22
1175	2016-17

Rebound Average

42.2	1993-94
41.1	1994-95
39.6	1992-93
38.9	1995-96
38.5	1990-91

Assists

540	2023-24
479	2016-17
446	2022-23
443	1994-95
429	1990-91

Steals

269	2022-23
248	2002-03
244	2023-24
240	2013-14
238	2011-12

Blocked Shots

149	2023-24
134	2017-18
132	2013-14
124	2016-17
121	2006-07

Turnovers

562	2004-05
561	2002-03
530	1990-91
512	1991-92
512	2001-02

Disqualifications

25	2003-04
23	2009-10
22	2010-11
21	1999-00
20	Two times

Opponent Individual Records (Since 1990)

Points

47	Damon Stringer (Cleveland St.)	1999-00
46	Andy Kaufmann (Illinois)	1990-91
42	Antoine Davis (Detroit Mercy)	2022-23
42	Tyler Hall (Montana State)	2016-17

Field Goals Made

16	Damon Stringer (Cleveland St.)	1999-00
15	Tyler Hall (Montana State)	2016-17
15	Andy Kaufmann (Illinois)	1990-91
15	Chase Simon (Detroit)	2009-10

Field Goals Attempted

33	Antoine Davis (Detroit Mercy)	2022-23
30	Jaylen Minnett (IUPUI)	2019-20
28	Javan Goodman (Loyola)	1998-99

Three-Point Field Goals Made

10	Desmond Ferguson (Detroit)	1999-00
9	Mark Johnson (SEMO)	1994-95
9	Marc Rybczyk (C. Conn.)	1991-92

Three-Point Field Goals Attempted

19	Jaylen Minnett (IUPUI)	2019-20
18	Jack Gohlke (Oakland)	2023-24
18	Antoine Davis (Detroit Mercy)	2022-23
18	Marc Rybczyk (C. Conn.)	1991-92

Free Throws Made

18	Jared Dudley (Boston College)	2004-05
14	Garrick Vicks (Western Illinois)	1995-96
13	Antoine Davis (Detroit Mercy)	2018-19
13	Gordon Hayward (Butler)	2009-10
13	Kammron Taylor (Wisconsin)	2005-06

Free Throws Attempted

19	Nigel Hayes (Wisconsin)	2015-16
18	Trey Townsend (Oakland)	2023-24
18	Garrick Vicks (Western Illinois)	1995-96
18	Sonny Johnson (Cleveland State)	1998-99

Rebounds

21	Jared Dudley (Boston College)	2004-05
21	Jerome Sims (Youngstown St.)	1991-92
20	Mahamadou Diawara (Stetson)	2022-23
20	Tim Jackson (Youngstown St.)	1990-91
20	Kerry Sherwood (Southern Utah)	1990-91
20	Reggie Burcy (Chicago State)	1990-91

Assists

15	Jalen Moore (Oakland)	2020-21
14	Jalen Moore (Oakland)	2021-22
13	Jerry Freshwater (SEMO)	1994-95
12	Kay Felder (Oakland) (2x)	2015-16
12	Boney Watson (Sam Houston State)	1997-98

Steals

8	Ty Johnson (UC Davis)	2022-23
7	Rob Edwards (Cleveland State)	2016-17
7	Aaron Hutchins (Marquette)	1996-97
7	Bryce Drew (Valparaiso)	1996-97
7	Shawn Harlan (UIC)	1994-95

Blocked Shots

8	Jim McIlvaine (Marquette)	1993-94
7	Gabe Dynes (Youngstown State)	2023-24
7	Jala Richards (Loyola)	1996-97
7	Shelby Thurmond (W. Illinois)	1992-93

Turnovers

11	Van Usher (Tennessee Tech)	1990-91
10	Rob Edwards (Cleveland State)	2015-16
9	Antoine Davis (Detroit Mercy)	2019-20

Minutes

49	Cameron Morse (Youngstown State)	2016-17
48	Trey Townsend (Oakland)	2023-24
48	Micah Parrish (Oakland)	2020-21

	W	L	First	Last		W	L	First	Last		W	L	First	Last
Abilene Christian	1	0	1987	1987	Davidson	2	0	2012	2013	James Madison	1	0	2013	2013
Air Force	2	3	1974	2004	Dayton	0	1	1994	1994	Jordan College	2	0	1937	1938
Akron	1	1	1980	1989	Defiance	0	1	1967	1967	Judson	2	0	2013	2015
Alabama	1	0	2005	2005	Denison	1	0	1980	1980	Kansas	0	2	2004	2019
Alabama State	1	0	2013	2013	Denver	1	0	2015	2015	Kansas State	0	1	2020	2020
Albany	1	0	2018	2018	DePaul	1	14	1952	2016	Kansas City	8	5	1989	2019
Alcorn State	2	1	1992	2021	Detroit Mercy	34	29	1995	2024	Lakehead (Ontario)	0	1	1983	1983
Allen Bradley	0	1	1949	1956	Dominican-Racine	5	0	1966	1973	Lakeland	8	4	1965	1989
American College	5	0	1923	1926	Drake	1	4	1992	2019	Lake Forest	2	0	1968	1970
Anderson (Ind.)	0	1	1950	1950	Dubuque	4	2	1966	1968	Lake Superior State	2	0	1988	1989
Arizona State	0	1	1966	1966	Duquesne	0	1	2015	2015	La Salle	0	1	1995	1995
Arkansas	0	1	2014	2014	East Carolina	1	0	1980	1980	Lawrence	3	12	1902	1955
Arkansas State	1	2	1973	1979	East Tennessee State	0	2	1979	2016	Lewis	7	1	1914	1988
Auburn	0	1	2014	2014	Eastern Illinois	7	13	1949	2019	Lincoln	0	1	1960	1960
Augustana (S.D.)	2	1	1960	1989	Eastern Kentucky	0	1	2021	2021	Lipscomb	2	0	2000	2015
Austin Peay	0	1	1980	1980	Eastern Michigan	5	7	1968	1993	LIU Brooklyn	1	0	2018	2018
Ball State	4	5	1946	2008	Endinboro State	1	0	1969	1969	Long Beach State	0	1	1970	1970
Bellarmine	1	0	1969	1969	Elmhurst	1	0	1967	1967	Long Island	1	1	1972	1972
Belmont	0	2	2016	2017	Elon	1	0	2017	2017	Longwood	0	1	2023	2023
Belmont Abbey	1	0	1978	1978	Eureka	1	0	1984	1984	Loras	10	8	1956	1986
Beloit	3	8	1910	1986	Evansville	0	3	1979	1997	Loiusiana-LaFayette	1	0	2014	2014
Bemidji State	1	1	1986	1989	Fairfield	2	2	1993	2012	Louisville	0	1	2001	2001
Bethune Cookman	2	0	1999	2000	Fairleigh Dickinson	2	2	1974	1999	Loyola Chicago	31	22	1924	2017
Boston College	1	1	2005	2018	Ferris State	3	4	1969	1989	Loyola Marymount	2	1	1968	2008
Boston University	1	0	2022	2022	Florida	0	2	2006	2021	Luther	2	1	1951	2023
Bowling Green	2	2	1975	2021	Florida Atlantic	1	2	1995	2010	MSOE	3	0	1985	1986
Bradley	3	2	1965	2013	Florida International	4	1	1990	2018	Macalester	3	1	1949	1957
Brigham Young	0	1	1972	1972	Florida State	0	3	1971	1975	Maine	3	2	1978	2002
Buffalo	0	6	1967	2018	Georgia	0	1	2002	2002	Manhattan	2	1	1973	2004
Butler	12	34	1966	2012	George Washington	0	1	2019	2019	Mankato State	0	2	1987	1988
Cal Davis	4	0	2008	2023	George Williams	5	1	1934	1943	Marian	4	0	1984	1986
Cal State Northridge	5	1	1991	1993	Georgia Southern	1	1	1972	1974	Marquette	0	39	1902	2011
Canisius	0	1	2000	2000	Georgia Southwest	2	0	1970	1976	Marshall	0	1	1975	1975
Cardinal Stritch	2	1	1985	2022	Gonzaga	1	1	1976	1978	Mary (N.D.)	2	0	1987	2012
Carroll (Wis.)	26	26	1905	1989	Grand Valley State	1	3	1981	1990	McNeese State	1	1	1978	1980
Carroll (Mont.)	0	1	1965	1965	Green Bay	33	42	1971	2024	Memphis	0	4	1973	2016
Carthage	4	3	1968	1986	Hamline	0	2	1936	1937	Mercer	1	1	1973	1973
Case Western	1	0	1980	1980	Hawai'i	2	0	2005	2006	Miami (Ohio)	1	2	1947	2009
Centenary	2	0	1977	1977	Hillsdale	1	0	2009	2009	Michigan	0	1	2006	2006
C. Connecticut State	1	0	1991	1991	Houston Baptist	2	0	1977	1978	Michigan State	0	1	2011	2011
Central Florida	2	0	1990	1991	Howard	3	0	1976	1979	Michigan-Central	0	1	1948	1948
Central Michigan	12	12	1946	2015	Huron (S.D.)	0	1	1986	1986	Michigan Tech	5	2	1954	1999
Central State	1	0	1989	1989	IUPUI	17	6	1986	2024	Milton	18	4	1915	1982
Charleston	1	0	1980	1980	Idaho	0	1	1978	1978	Minnesota	1	1	1972	2015
Charlotte	0	1	2023	2023	Idaho State	1	0	2003	2003	Minnesota-Crookston	1	0	2014	2014
Chattanooga	2	2	1990	2023	Illinois	1	4	1932	2005	Minnesota-Duluth	1	2	1977	1984
Chicago State	10	1	1949	2003	Illinois Benedictine	1	1	1983	1986	Minnesota-Morris	1	0	1996	1996
Cincinnati	0	4	1975	2018	Illinois State	5	11	1949	1980	Mississi Valley State	2	0	2002	2002
Cleveland State	35	29	1994	2024	Illinois Tech	12	7	1947	1995	Missouri-Rolla	6	2	1970	1973
Colgate	1	0	2009	2009	Indiana State	2	6	1962	2009	Missouri State	1	2	2002	2006
Colorado	0	6	1983	2023	Indianapolis	1	1	1989	1989	Missouri-St. Louis	6	5	1968	1978
Colorado College	3	0	1981	1983	Iona	0	2	1978	1979	Monmouth	2	1	1967	1969
Colorado State	0	1	1974	1974	Iowa	0	2	1968	2000	Montana	3	2	1965	2016
Concordia-St. Paul	4	1	2001	2017	Iowa State	1	5	1995	2022	Montana State	3	1	1991	2017
Concordia (Wis.)	38	8	1906	2019	Jacksonville	2	3	1975	2017	Morehead State	1	1	1991	1991
Creighton	1	4	1967	1972	Jackson State	1	2	1979	1980	Morgan State	1	0	2019	2019

	W	L	First	Last		W	L	First	Last		W	L	First	Last
Mount Senario	2	0	1986	2000	SEMO	2	5	1950	2022	UIC	49	31	1969	2021
Mount St. Paul	1	0	1969	1969	SIUE	9	5	1970	2015	UNLV	0	1	1966	1966
MSOE	2	0	2016	2022	Sacramento State	3	1	1992	1993	UTEP	0	1	1971	1971
Murray State	0	1	2015	2015	St. Bonaventure	0	2	1978	1979	Upper Iowa	4	0	1983	2008
New Hampshire	2	0	1993	1993	St. Cloud State	0	2	1987	1988	Utah	0	6	1990	1999
New Orleans	0	4	1970	1976	St. Cloud Teachers	0	1	1958	1958	Utah State	0	1	1974	1974
Niagara	1	1	2010	2011	St. Francis	1	0	1975	1975	Valparaiso	13	22	1977	2017
Nichols State	2	0	1991	1991	St. John's (Minn.)	1	1	1905	1984	Villanova	0	1	2014	2014
North Carolina-Wilmington	0	2	1977	1977	St. Joseph's (Ind.)	3	1	1966	1969	Virginia Tech	1	1	1977	2001
North Central	4	0	1936	1988	Saint Louis	2	2	1978	2005	Virginia Union	0	2	1980	1989
North Carolina State	0	1	2003	2003	St. Mary's (Minn.)	1	3	1932	1965	Viterbo	1	0	1988	1988
North Dakota	3	4	1975	2021	St. Mary's (Tex.)	1	0	1973	1973	Washburn	1	1	1965	1965
North Dakota State	1	4	1965	2009	St. Norbert	32	25	1936	1989	Washington (Mo.)	2	0	1967	1968
North Park	1	5	1967	1985	St. Peter's (N.J.)	1	0	1971	1971	Washington State	0	1	2006	2006
Northland	3	1	1967	1985	St. Scholastica	2	0	1981	1982	Wayne State	5	1	1967	1989
Northeast Missouri	1	1	1968	1970	St. Thomas (Minn.)	0	2	2022	2023	Weber State	0	1	1966	1966
Northeastern	0	1	2013	2013	St. Xavier	3	6	1982	2021	West Georgia	1	0	1988	1988
NE Illinois	16	10	1980	1997	Sam Houston State	0	4	1997	2007	West Texas State	1	1	1975	1975
Northern Arizona	1	0	1968	1968	Samford	1	2	1970	1978	West Virginia	1	0	1980	1980
Northern Colorado	2	0	1978	1989	San Diego	2	0	2000	2001	Western Illinois	16	16	1963	2017
Northern Illinois	13	17	1947	2017	San Francisco State	1	0	1973	1973	Western Kentucky	1	2	1977	2009
Northern Iowa	3	5	1941	2013	San Jose State	1	0	2013	2013	Western Michigan	5	9	1989	2020
Northern Kentucky	8	13	2016	2024	Santa Clara	1	1	2003	2015	Western Ontario	2	0	1967	1967
Northern Michigan	9	9	1959	1990	Shaw (Mich.)	1	0	1975	1975	Winona State	3	0	1974	1990
NE Illinois	0	1	1980	1987	Siena	1	1	1994	2023	Wichita State	0	1	1975	1975
North Park	1	0	2022	2022	Silver Lake	1	0	1976	1976	Wisconsin	2	33	1901	2019
Northwestern	7	6	1923	1998	South Alabama	1	1	1970	1970	Wisconsin Lutheran	2	0	2018	2019
Notre Dame	0	2	2003	2015	South Carolina	0	1	2012	2012	Wis.-Eau Claire	11	16	1931	1989
Oakland (Mich.)	15	15	1969	2024	South Dakota	2	2	1972	2015	Wis.-La Crosse	19	34	1912	2017
Oglethorpe	2	0	1973	1975	South Dakota State	5	1	2004	2016	Wis.-Oshkosh	53	55	1902	1991
Ohio	0	1	2016	2016	Southern Illinois	1	5	1971	2003	Wis.-Parkside	15	16	1971	2004
Ohio Dominican	1	0	2012	2012	Southern Mississippi	0	2	1975	2023	Wis.-Platteville	43	51	1913	1990
Ohio State	0	2	1971	1972	Southern Utah	2	3	1966	1993	Wis.-River Falls	20	13	1916	1986
Oklahoma	1	0	2006	2006	SV Baptist	0	1	1989	1989	Wis.-Stevens Point	36	41	1911	1988
Oklahoma City	0	3	1968	1979	SW Minnesota State	1	0	2011	2011	Wis.-Stout	13	3	1946	2023
Oklahoma State	0	1	2014	2014	SW Texas State	1	0	1976	1976	Wis.-Superior	12	7	1932	1985
Omaha	1	3	1975	2011	Stephen F. Austin	0	1	2018	2018	Wis.-Whitewater	76	44	1908	1987
Oral Roberts	0	5	1972	2014	Stetson	4	1	1971	2023	Wittenberg	1	1	1961	1961
Pan American	2	2	1977	1979	Stony Brook	2	0	1998	2000	Wright State	34	38	1977	2024
Portland	0	1	2010	2010	TCU	0	1	2012	2012	Wyoming	3	0	2005	2007
Portland State	1	1	1977	1979	Taylor	1	1	1986	1988	Xavier	1	2	1972	1995
Prairie View	2	0	2003	2004	Tennessee	0	1	1974	1974	Yale	0	1	2021	2021
Providence	0	1	2023	2023	Tennessee Tech	2	4	1989	2013	Youngstown State	33	21	1974	2024
Purdue	1	1	2005	2022	Texas-Arlington	0	1	1980	1980					
Purdue Fort Wayne	4	5	1987	2024	Texas-San Antonio	0	2	1996	1997					
Purdue-Calumet	0	1	1987	1987	Texas Southern	2	2	1975	2011					
Quincy	2	2	1968	1989	Texas State	1	0	2009	2009					
Radford	1	0	2006	2006	Toledo	0	1	1997	1997					
Rhode Island	0	1	2021	2021	Towson State	1	0	1980	1980					
Rice	1	1	2004	2019	Tri-State	0	1	1998	1998					
Rider	0	1	2012	2012	Trinity Int'l	2	0	1998	2015					
Ripon	4	2	1912	1970	Troy State	0	1	1999	1999					
Robert Morris	5	4	1977	2024	Tulsa	1	1	1976	1977					
Rocky Mountain	1	0	1973	1973	UAB	0	1	2006	2006					
Roosevelt	7	3	1982	1987	UALR	2	2	1978	2012					
Rosary	5	1	1982	1988	UC Irvine	1	0	2016	2016					

- Non-collegiate opponents for late 19th and early 20th century are not listed
- Exhibition games are not counted in series records
- Some school names have been changed to reflect their current name

School	W	L	First	Last
Air Force	1	0	2004	2004
Alabama	1	0	2005	2005
Alabama State	1	0	2013	2013
Albany	1	0	2018	2018
Alcorn State	2	1	1992	2021
Arkansas	0	1	2014	2014
Auburn	0	1	2014	2014
Ball State	1	2	1999	2008
Belmont	0	2	2016	2017
Bethune Cookman	2	0	1999	2000
Boston College	1	1	2005	2018
Boston U.	1	0	2022	2022
Boise State	0	1	2004	2004
Bowling Green	2	1	2009	2021
Bradley	2	1	2007	2013
Buffalo	0	3	2011	2018
Butler	12	31	1995	2012
Cal Davis	4	0	2008	2023
Cal State Northridge	5	1	1991	1993
Canisius	0	1	2000	2000
Cardinal Stritch	1	0	2022	2022
Central Connecticut State	1	0	1991	1991
Central Florida	2	0	1990	1991
Central Michigan	6	2	1991	2015
Charlotte	0	1	2023	2023
Chattanooga	2	2	1990	2023
Chicago State	9	0	1991	2003
Cincinnati	0	2	1999	2018
Cleveland State	35	29	1994	2024
Colgate	1	0	2009	2009
Colorado	0	4	2000	2023
Concordia St. Paul	4	1	2001	2017
Concordia Wisconsin	1	0	2019	2019
Davidson	2	0	2012	2013
Dayton	0	1	1994	1994
DePaul	1	5	2010	2016
Denver	1	0	2015	2015
Detroit Mercy	34	29	1995	2024
Drake	1	4	1992	2019
Duquesne	0	1	2015	2015
East Tennessee State	0	1	2016	2016
Eastern Illinois	2	3	1990	2019
Eastern Kentucky	0	1	2021	2021
Eastern Michigan	1	2	1991	1993
Elon	1	0	2017	2017
Evansville	0	1	1997	1997
Fairfield	2	2	1993	2012
Fairleigh Dickinson	1	1	1997	1999
Florida	0	2	2006	2021
Florida Atlantic	1	2	1995	2010
Florida International	3	1	1991	2018
George Washington	0	1	2019	2019
Georgia	0	1	2002	2002
Green Bay	33	37	1992	2024
Hawai'i	2	0	2005	2005
Hillsdale	1	0	2009	2009
Idaho State	1	0	2003	2003
Illinois	0	3	1990	2005
Illinois Tech	2	0	1990	1995
Indiana State	1	3	1997	2000
Iowa	0	1	2000	2000
Iowa State	1	5	1995	2022
IUPUI	15	5	2011	2024
Jacksonville	2	1	2012	2017
James Madison	1	0	2013	2013
Judson	2	0	2013	2015
Kansas	0	2	2004	2019
Kansas State	0	1	2020	2020
Kansas City	7	4	1990	2019
La Salle	0	1	1995	1995
Lipscomb	2	0	2000	2015
LIU Brooklyn	1	0	2018	2018
Longwood	0	1	2023	2023
Louisiana-LaFayette	1	0	2014	2014
Louisville	0	1	2001	2001
Loyola Chicago	29	16	1995	2017
Loyola Marymount	1	0	2008	2008
Luther	1	0	2023	2023
Maine	2	1	1992	2002
Manhattan	1	1	2004	2004
Marquette	0	11	1994	2011
Mary	1	0	2012	2012
Memphis	0	2	2005	2016
Miami (Ohio)	1	1	2008	2009
Michigan	0	1	2006	2006
Michigan State	0	1	2011	2011
Michigan Tech	1	0	1999	1999
Minnesota	1	0	2015	2015
Minnesota-Crookston	1	0	2014	2014
Minnesota-Morris	1	0	1996	1996
Mississippi Valley State	2	0	2002	2002
Missouri State	1	2	2002	2006

School	W	L	First	Last
Montana	3	1	2003	2016
Montana State	3	1	1991	2017
Morehead State	1	1	1991	1991
Morgan State	1	0	2019	2019
Mount Senario	1	0	2000	2000
MSOE	2	0	2016	2022
Murray State	0	1	2015	2015
New Hampshire	2	0	1993	1993
Niagara	1	1	2010	2010
Nichols State	2	0	1991	1991
North Carolina State	0	1	2003	2003
North Dakota	2	2	2018	2021
North Dakota State	1	1	2009	2009
Northeastern	0	1	2013	2013
Northeastern Illinois	7	7	1991	1997
Northern Illinois	8	7	1992	2017
Northern Iowa	2	4	2006	2013
Northern Kentucky	8	13	2015	2024
North Park	1	0	2022	2022
Northwestern	0	2	1998	2011
Notre Dame	0	2	2003	2015
Oakland	10	14	2005	2024
Ohio	0	1	2016	2016
Ohio Dominican	1	0	2012	2012
Oklahoma	1	0	2006	2006
Oklahoma State	0	1	2014	2014
Omaha	2	0	2001	2011
Oral Roberts	0	1	2014	2014
Portland	0	1	2010	2010
Prairie View	2	0	2003	2004
Providence	0	1	2023	2023
Purdue	1	1	2005	2022
Purdue Fort Wayne	4	4	2021	2024
Radford	1	0	2006	2006
Rhode Island	0	1	2021	2021
Rice	1	1	2004	2019
Rider	0	1	2012	2012
Robert Morris	3	4	2021	2024
SEMO	2	4	1992	2022
SIUE	3	1	2009	2015
Sacramento State	3	1	1992	1993
Saint Louis	2	0	2004	2005
Saint Thomas (Minn.)	0	2	2022	2023
Saint Xavier (Ill.)	1	0	2021	2021
Sam Houston State	0	4	1997	2007
San Diego	2	0	2000	2001
San Jose State	1	0	2013	2013
Santa Clara	1	1	2003	2015
Siena	1	1	1994	2023
South Carolina	0	1	2012	2012
South Dakota	0	2	2014	2015
South Dakota State	5	1	2004	2016
Southern Illinois	0	2	2003	2003
Southern Mississippi	0	1	2023	2023
Southern Utah	1	3	1990	1993
Southwest Minnesota State	1	0	2011	2011
Stephen F. Austin	0	1	2018	2018
Stetson	3	1	1995	2023
Stony Brook	2	0	1998	2000
TCU	0	1	2012	2012
Tennessee Tech	2	3	1990	2013
Texas-San Antonio	0	2	1996	1997
Texas Southern	1	0	2011	2011
Texas State	1	0	2009	2009
Toledo	0	1	1997	1997
Tri-State	0	1	1998	1998
Trinity International	2	0	1998	2015
Troy State	1	0	1999	1999
UAB	0	1	2006	2006
UALR	1	1	2011	2012
UC Irvine	1	0	2016	2016
UIC	35	30	1994	2022
Upper Iowa	3	0	2005	2008
Utah	0	6	1990	1999
Valparaiso	11	21	1994	2017
Villanova	0	1	2014	2014
Virginia Tech	1	0	2001	2001
Washington State	0	1	2006	2006
Western Illinois	6	8	1992	2017
Western Kentucky	0	1	2009	2009
Western Michigan	5	8	1991	2020
Wisconsin	2	24	1992	2019
Wisconsin Lutheran	2	0	2018	2019
Wisconsin-La Crosse	1	0	2017	2017
Wisconsin-Oshkosh	1	0	1991	1991
Wisconsin-Parkside	5	1	1991	2004
Wisconsin-Stout	1	0	2023	2023
Wright State	33	37	1991	2024
Wyoming	3	0	2005	2007
Xavier	0	1	1995	1995
Yale	0	1	2021	2021
Youngstown State	30	21	1991	2024

Air Force	I-1
Home/Away/Neutral: 1-0/0-1/0-0	
11/28/04 Milwaukee W 50-45	
1/2/04 Colorado Springs L 49-71	
Alabama	I-0
Home/Away/Neutral: 0-0/0-0/1-0	
3/17/05 Cleveland, Ohio ^{NCAA} W 83-73	
Alabama State	I-0
Home/Away/Neutral: 0-0/0-0/1-0	
12/22/13 New Orleans, La. W 67-54	
Albany	I-0
Home/Away/Neutral: 1-0/0-0/0-0	
11/23/18 Milwaukee W 79-70	
Alcorn State	2-1
Home/Away/Neutral: 1-1/1-0/0-0	
11/28/21 Milwaukee L 57-61	
12/31/92 Milwaukee W 94-80	
12/7/92 Lorman W 91-76	
Arkansas	0-1
Home/Away/Neutral: 0-0/0-1/0-0	
12/22/14 Fayetteville L 54-84	
Auburn	0-1
Home/Away/Neutral: 0-0/0-1/0-0	
11/14/14 Auburn L 73-83	
Ball State	I-2
Home/Away/Neutral: 0-1/1-1/0-0	
11/25/08 Milwaukee L 69-82	
11/14/07 Muncie W OT 81-74	
12/4/99 Muncie L 58-71	
Belmont	0-2
Home/Away/Neutral: 0-1/0-1/0-0	
12/13/17 Nashville L 63-82	
12/19/16 Milwaukee L 56-62	
Bethune-Cookman	2-0
Home/Away/Neutral: 1-0/0-0/0-0	
11/27/00 Daytona Beach W 73-63	
12/14/99 Milwaukee W 84-76	
Boise State	0-1
Home/Away/Neutral: 0-0/0-1/0-0	
3/20/04 Nampa ^{NIT} L 70-73	
Boston College	I-1
Home/Away/Neutral: 0-0/0-1/1-0	
11/6/18 Chestnut Hill, Mass. L 53-73	

3/19/05 Cleveland, Ohio ^{NCAA} W 83-75	
Boston University	I-0
Home/Away/Neutral: 1-0/0-0/0-0	
11/27/22 Milwaukee W 67-46	
Bowling Green	2-1
Home/Away/Neutral: 1-0/1-0/0-1	
11/23/21 Fort Myers, Fla. L 68-82	
12/18/10 Milwaukee W 72-69	
11/28/09 Bowling Green W OT 90-83	
Bradley	2-1
Home/Away/Neutral: 2-0/0-1/0-0	
12/7/13 Milwaukee W 73-67	
12/20/08 Milwaukee W 86-74	
2/23/08 Peoria L 72-84	
Buffalo	0-3
Home/Away/Neutral: 0-1/0-1/0-1	
11/30/18 Northern Ireland L 77-96	
12/5/12 Milwaukee L 52-72	
2/19/11 Buffalo L 65-80	
Butler	12-31
Home/Away/Neutral: 9-12/3-16/0-3	
3/2/12 Valparaiso, Ind. ^{HLT} L 49-71	
1/26/12 Milwaukee W 53-42	
12/31/11 Indianapolis L 50-54	
3/8/11 Milwaukee ^{HLT} L 44-59	
1/28/11 Indianapolis W OT 86-80	
1/3/11 Milwaukee W 76-52	
3/6/10 Indianapolis ^{HLT} L 59-68	
1/31/10 Milwaukee L 66-73	
1/2/10 Indianapolis L 67-80	
2/18/09 Milwaukee W 63-60	
1/24/09 Indianapolis L 48-78	
2/12/08 Milwaukee L OT 75-83	
1/12/08 Indianapolis L 56-72	
2/3/07 Indianapolis L 47-66	
12/30/06 Milwaukee L 50-55	
3/7/06 Milwaukee ^{HLT} W 87-71	
2/4/06 Indianapolis L OT 60-63	
1/7/06 Milwaukee W 64-59	
2/16/05 Milwaukee W 64-53	
1/6/05 Indianapolis W OT 71-68	
2/17/04 Indianapolis L 75-58	
1/8/04 Milwaukee W 71-59	
3/11/03 Milwaukee ^{HLT} W 69-52	
3/1/03 Indianapolis L 74-76	
1/23/03 Milwaukee W 69-65	
1/30/02 Milwaukee L 58-59	
1/19/02 Indianapolis W 73-72	
2/15/01 Indianapolis L OT 75-80	

1/20/01 Milwaukee L 51-60	
3/5/00 Chicago, Ill. ^{MCCT} L 51-65	
2/17/00 Milwaukee L 72-84	
1/22/00 Indianapolis L 64-72	
2/18/99 Indianapolis L 63-78	
1/23/99 Milwaukee L 65-68	
2/9/98 Milwaukee L 56-71	
1/24/99 Indianapolis L 66-74	
3/1/97 Dayton, Ohio ^{MCCT} L 36-48	
2/15/97 Milwaukee L 46-74	
1/16/97 Indianapolis L 59-75	
2/3/96 Indianapolis L 45-65	
1/8/96 Milwaukee L 67-71	
2/2/95 Indianapolis L 75-85	
1/5/95 Milwaukee L 48-64	
Cal Davis	4-0
Home/Away/Neutral: 1-0/1-0/2-0	
12/9/23 Davis, Calif. W 81-79	
11/26/22 Milwaukee W 87-85	
11/14/10 Portland, Ore. W 73-62	
11/15/08 Ames, Iowa W 81-75*	
*Trailed by 24 points before comeback	
Cal State Northridge	5-1
Home/Away/Neutral: 3-0/2-1/0-0	
2/18/93 Northridge W 75-74	
1/17/93 Milwaukee W 78-65	
2/15/92 Northridge L OT2 69-80	
1/27/92 Milwaukee W 90-71	
2/11/91 Northridge W 95-77	
1/17/91 Milwaukee W 78-63	
Canisius	0-1
Home/Away/Neutral: 0-0/0-0/0-1	
11/25/00 Miami, Fla. L 80-82	
Cardinal Stritch	I-0
Home/Away/Neutral: 1-0/0-0/0-0	
11/12/22 Milwaukee W 112-38	
Central Connecticut State	I-0
Home/Away/Neutral: 1-0/0-0/0-0	
12/7/91 Milwaukee W 96-77	
Central Florida	2-0
Home/Away/Neutral: 1-0/1-0/0-0	
1/31/91 Orlando W 88-87	
12/15/90 Milwaukee W 86-84	
Central Michigan	6-2
Home/Away/Neutral: 3-0/2-2/1-0	
11/25/15 Estero, Fla. W 84-78	
12/19/07 Milwaukee W 74-71	

11/29/06	Mount Pleasant	L	61-76
11/20/99	Mount Pleasant	W	69-68
11/21/98	Milwaukee	W	73-67
12/8/93	Mount Pleasant	W	53-44
3/7/92	Milwaukee	W	92-71
1/9/91	Mount Pleasant	L	44-59

Charlotte 0-1**Home/Away/Neutral: 0-0/0-0/0-1**

3/20/23	Daytona Beach, Fla. ^{CBI}	L	65-76
---------	------------------------------------	---	-------

Chattanooga 2-2**Home/Away/Neutral: 2-0/0-2/0-0**

12/22/23	Milwaukee	W OT	85-83
12/6/22	Chattanooga	L	76-88
11/25/91	Chattanooga	L	80-85
11/26/90	Milwaukee	W	72-69

Chicago State 9-0**Home/Away/Neutral: 5-0/4-0/0-0**

1/14/03	Chicago	W	81-73
12/4/01	Milwaukee	W	84-47
12/4/00	Chicago	W	72-55
2/15/00	Milwaukee	W	79-61
3/2/94	Milwaukee	W	83-45
2/8/93	Milwaukee	W	65-64
1/30/93	Chicago	W	78-60
2/26/91	Milwaukee	W	86-77
1/19/91	Chicago	W	101-94

Cincinnati 0-2**Home/Away/Neutral: 0-0/0-2/0-0**

11/16/18	Cincinnati	L	63-74
12/27/99	Cincinnati	L	60-93

Cleveland State 35-29**Home/Away/Neutral: 21-9/13-18/1-2**

2/14/24	Cleveland	W	71-68
1/12/24	Milwaukee	W	88-80
3/6/23	Indianapolis, Ind. ^{HLT}	L	80-93
2/25/23	Milwaukee	W	81-72
1/5/23	Cleveland	W OT	68-64
2/18/22	Milwaukee	L	61-78
2/6/22	Cleveland	L	71-84
3/8/21	Indianapolis, Ind. ^{HLT}	L	65-71
1/23/21	Cleveland	W OT	81-80
1/22/21	Cleveland	L	53-64
2/27/20	Milwaukee	L	68-70
1/25/20	Cleveland	L	53-70
2/9/19	Cleveland	L	68-78
1/3/19	Milwaukee	W	83-76
1/27/18	Milwaukee	W	70-47
1/6/18	Cleveland	W	67-63
1/20/17	Milwaukee	W	63-62

12/31/16	Cleveland	L	53-62
2/20/16	Milwaukee	W	88-54
1/9/16	Cleveland	W	65-62
2/22/15	Milwaukee	W	66-60
1/2/15	Cleveland	L	57-84
2/22/14	Cleveland	L	50-74
1/4/14	Milwaukee	L	49-77
2/17/13	Cleveland	L	67-88
1/17/13	Milwaukee	W	69-57
2/14/12	Milwaukee	W	86-84
1/22/12	Cleveland	L	57-83
2/24/11	Cleveland	W	87-83
12/4/10	Milwaukee	L	59-82
3/5/10	Indianapolis, Ind. ^{HLT}	W	82-75
2/18/10	Milwaukee	W	69-59
1/24/10	Cleveland	L	72-73
2/12/09	Cleveland	L	61-70
1/17/09	Milwaukee	W	77-75
2/20/08	Cleveland	L	64-74
1/26/08	Milwaukee	W	79-71
1/29/07	Milwaukee	W OT	57-56
1/11/07	Cleveland	W	60-48
2/11/06	Cleveland	W	86-57
1/2/06	Milwaukee	W	75-68
2/26/05	Cleveland	W	81-59
1/20/05	Milwaukee	W	85-65
2/28/04	Milwaukee	W	88-63
1/22/04	Cleveland	W	78-64
2/8/03	Milwaukee	W	86-69
1/4/03	Cleveland	W	70-58
2/21/02	Cleveland	L	67-69
1/24/02	Milwaukee	W	78-69
2/22/01	Milwaukee	W	86-68
1/27/01	Cleveland	L	34-57
2/24/00	Cleveland	W	70-67
1/29/00	Milwaukee	L OT	105-109
2/16/99	Milwaukee	L	64-75
1/30/99	Cleveland	L	68-72
1/31/98	Milwaukee	W	81-78
1/5/98	Cleveland	L	47-70
2/8/97	Cleveland	L	54-56
1/11/97	Milwaukee	L	67-74
2/8/96	Cleveland	W	97-84
1/4/96	Milwaukee	W	73-55
2/9/95	Milwaukee	L	64-87
2/5/94	Milwaukee	L	97-75
1/15/94	Cleveland	L	60-84

Colgate 1-0**Home/Away/Neutral: 0-0/0-0/1-0**

11/24/09	Fort Worth, Tex.	W	69-60
----------	------------------	---	-------

Colorado 0-4**Home/Away/Neutral: 0-1/0-3/0-0**

11/14/23	Boulder	L	79-106
12/10/21	Boulder	L	54-65
12/30/01	Boulder	L	87-93
12/30/00	Milwaukee	L OT	71-74

Concordia-St. Paul 4-1**Home/Away/Neutral: 4-1/0-0/0-0**

11/17/17	Milwaukee	L	55-69
11/29/14	Milwaukee	W	64-59
11/13/09	Milwaukee	W	89-73
11/25/03	Milwaukee	W	90-62
11/17/01	Milwaukee	W	77-63

Concordia Wisconsin 1-0**Home/Away/Neutral: 1-0/0-0/0-0**

11/5/19	Milwaukee	W	72-62
---------	-----------	---	-------

Davidson 2-0**Home/Away/Neutral: 1-0/1-0/0-0**

11/11/13	Davidson	W	81-77
11/17/12	Milwaukee	W	73-68

Dayton 0-1**Home/Away/Neutral: 0-0/0-1/0-0**

12/27/94	Dayton	L	70-84
----------	--------	---	-------

Denver 1-0**Home/Away/Neutral: 0-0/0-0/1-0**

11/13/15	Santa Clara, Calif.	W	71-58
----------	---------------------	---	-------

DePaul 1-5**Home/Away/Neutral: 1-1/0-4/0-0**

11/20/16	Chicago	L	59-77
12/7/14	Chicago	L	61-83
11/19/13	Milwaukee	L	71-80
12/9/12	Chicago	L	50-84
12/5/11	Chicago	W	87-76
12/14/10	Chicago	L	47-61

Detroit Mercy 34-29**Home/Away/Neutral: 20-11/12-17/2-1**

3/5/24	Milwaukee ^{HLT}	W	83-79
1/25/24	Milwaukee	W	87-71
1/6/24	Detroit	W	84-61
2/9/23	Milwaukee	W	94-89
12/31/22	Detroit	W	84-81
1/22/22	Milwaukee	L	58-71
1/7/22	Detroit	L	60-85
2/23/20	Detroit	L	73-79
1/16/20	Milwaukee	L	84-90
2/14/19	Milwaukee	L	84-90
1/12/19	Detroit	L	84-93

2/22/18	Detroit	W	72-49
12/30/17	Milwaukee	W	87-79
3/3/17	Detroit, Mich. ^{HLT}	W	85-60
2/24/17	Milwaukee	L	74-81
1/27/17	Detroit	W OT	73-69
2/13/16	Detroit	L	66-80
1/23/16	Milwaukee	W	83-80
1/31/15	Milwaukee	W	78-74
1/4/15	Detroit	L	67-83
3/4/14	Milwaukee ^{HLT}	W	83-73
2/27/14	Detroit	W	68-62
1/24/14	Milwaukee	L	54-73
2/7/13	Milwaukee	L	74-82
1/3/13	Detroit	L	59-74
2/10/12	Detroit	L	57-58
1/14/12	Milwaukee	W	84-74
1/28/11	Milwaukee	W	72-67
1/1/11	Detroit	W OT	84-81
2/13/10	Detroit	W	71-60
1/14/10	Milwaukee	L	65-81
2/28/09	Detroit	W	68-63
12/4/08	Milwaukee	W	71-62
1/31/08	Detroit	L	61-72
1/5/08	Milwaukee	W	55-53
1/25/07	Detroit	L OT	84-91
1/4/07	Milwaukee	W OT	65-64
2/21/06	Milwaukee	W	76-57
1/18/06	Detroit	W	72-71
3/8/05	Milwaukee ^{HLT}	W	59-58
1/22/05	Detroit	W	61-48
1/3/05	Milwaukee	L	68-76
3/6/04	Indianapolis ^{HLT}	W	58-50
1/24/04	Detroit	W	85-68
1/5/04	Milwaukee	W	82-74
2/6/03	Milwaukee	W	61-50
1/2/03	Detroit	W	73-72
2/23/02	Detroit	L	61-94
1/26/02	Milwaukee	W	66-48
2/24/01	Milwaukee	W	80-69
2/25/01	Detroit	L	51-54
2/26/00	Detroit	L	48-88
1/27/00	Milwaukee	W	64-59
1/28/99	Detroit	L	53-78
1/2/99	Milwaukee	L	54-71
2/28/98	Green Bay, Wis. ^{MCCT}	L	60-74
1/29/98	Milwaukee	L	68-83
1/3/98	Detroit	L	56-83
2/6/97	Detroit	L	52-67
1/9/97	Milwaukee	W	47-46
2/5/96	Milwaukee	L	65-69
1/13/96	Detroit	L	59-76
1/30/95	Milwaukee	L	59-69

Drake			1-4
Home/Away/Neutral: 0-2/1-2/0-0			
12/3/19	Des Moines	L	53-56
12/6/18	Milwaukee	L	61-75
11/24/07	Milwaukee	L	59-80
2/17/07	Des Moines	L	76-84
1/18/92	Des Moines	W	47-46
Duquesne			0-1
Home/Away/Neutral: 0-0/0-0/0-1			
11/24/15	Esterro, Fla.	L OT	92-96
East Tennessee State			0-1
Home/Away/Neutral: 0-0/0-0/0-1			
11/25/16	Sioux Falls, S.D.	L	62-86
Eastern Illinois			2-3
Home/Away/Neutral: 2-1/0-2/0-0			
12/14/19	Milwaukee	L	68-75
2/19/94	Milwaukee	W	70-59
1/29/94	Charleston	L	50-52
2/6/92	Milwaukee	W	78-60
12/12/90	Charleston	L	59-67
Eastern Kentucky			0-1
Home/Away/Neutral: 0-1/0-0/0-0			
11/13/21	Milwaukee	L	71-77
Eastern Michigan			1-2
Home/Away/Neutral: 0-2/1-0/0-0			
12/6/93	Milwaukee	L OT	94-102
2/19/92	Ypsilanti	W	90-74
1/22/91	Milwaukee	L	75-79
Elon			1-0
Home/Away/Neutral: 1-0/0-0/0-0			
11/19/17	Milwaukee	W	72-71
Evansville			0-1
Home/Away/Neutral: 0-0/0-1/0-0			
11/19/97	Evansville	L	51-69
Fairfield			2-2
Home/Away/Neutral: 2-0/0-2/0-0			
12/12/12	Bridgeport	L	46-62
2/18/12	Milwaukee	W	67-63
12/31/93	Bridgeport	L	65-83
1/2/93	Milwaukee	W	75-59
Fairleigh Dickinson			1-1
Home/Away/Neutral: 1-0/0-0/0-0			
12/11/99	Milwaukee	W	76-59
12/22/97	Teaneck, N.J.	L	77-91

Florida			0-2
Home/Away/Neutral: 0-0/0-1/0-1			
11/18/21	Gainesville, Fla.	L	45-81
3/18/06	Jacksonville, Fla. ^{NCAA}	L	60-82
Florida Atlantic			1-2
Home/Away/Neutral: 0-0/0-1/1-1			
11/13/10	Portland, Ore.	L	76-85
11/24/00	Miami, Fla.	W	78-60
3/4/95	Boca Raton	L	59-68
Florida International			3-1
Home/Away/Neutral: 2-0/0-1/1-0			
11/13/18	Miami, Fla.	L	83-86
11/18/17	Milwaukee	W	66-51
12/6/02	Springfield, Mo.	W	61-48
3/2/91	Milwaukee	W	87-65
George Washington			0-1
Home/Away/Neutral: 0-0/0-0/0-1			
11/24/19	Nassau, Bahamas	L	63-66
Georgia			0-1
Home/Away/Neutral: 0-0/0-1/0-0			
12/28/02	Athens	L	69-89
Green Bay			33-37
Home/Away/Neutral: 18-14/14-21/1-2			
3/7/24	Green Bay ^{HLT}	W	95-84
3/2/24	Milwaukee	W	90-69
12/2/23	Green Bay	L	58-70
2/6/23	Milwaukee	L OT	79-80
12/1/22	Green Bay	W	81-67
2/13/22	Milwaukee	W	54-44
1/5/22	Green Bay	W	63-49
12/20/20	Green Bay	W	74-62
12/19/20	Green Bay	W	68-65
2/15/20	Milwaukee	L	90-94
1/11/20	Green Bay	W	87-80
2/1/19	Green Bay	L	74-90
12/29/18	Milwaukee	L	82-92
2/2/18	Milwaukee	W	76-58
1/15/18	Green Bay	L OT	92-99
2/18/17	Milwaukee	L	56-80
1/6/17	Green Bay	L	74-80
3/6/16	Detroit, Mich. ^{HLT}	L	61-70
2/15/16	Green Bay	L	68-70
1/29/16	Milwaukee	W	95-94
2/5/15	Green Bay	L	70-81
1/9/15	Milwaukee	L	63-79
3/8/14	Green Bay ^{HLT}	W OT	73-66
2/8/14	Green Bay	W	73-63
1/12/14	Milwaukee	L OT	86-93
3/5/13	Green Bay ^{HLT}	L	46-62
2/26/13	Green Bay	L	61-78

1/25/13	Milwaukee	L	54-74
2/4/12	Green Bay	W	81-75
1/7/12	Milwaukee	W	64-63
2/5/11	Milwaukee	W	88-75
1/8/11	Green Bay	L	64-69
2/6/10	Green Bay	L	54-61
1/9/10	Milwaukee	W	71-51
2/7/09	Green Bay	L	68-72
1/9/09	Milwaukee	L OT	75-77
2/16/08	Milwaukee	W	66-56
1/19/08	Green Bay	W	65-61
2/24/07	Green Bay	W	74-73
1/27/07	Milwaukee	L	67-73
1/14/06	Green Bay	L	77-84
12/17/05	Milwaukee	W	80-60
1/29/05	Green Bay	L	72-76
1/15/05	Milwaukee	W	86-56
1/31/04	Milwaukee	W	81-70
1/17/04	Green Bay	W	82-70
2/10/03	Milwaukee	W	78-54
1/18/03	Green Bay	L	68-79
2/25/02	Green Bay	W	76-66
1/5/02	Milwaukee	W	63-51
2/3/01	Milwaukee	W	79-57
1/6/01	Green Bay	L	49-53
3/4/00	Chicago, Ill. ^{MCCT}	W	62-58
2/5/00	Milwaukee	W	67-42
1/8/00	Green Bay	L	65-67
2/27/99	Chicago, Ill. ^{MCCT}	L	66-72
2/6/99	Milwaukee	W	59-57
1/7/99	Green Bay	L	66-74
2/2/98	Green Bay	L	72-80
1/10/98	Milwaukee	L	51-68
2/24/97	Milwaukee	L	46-62
1/27/97	Green Bay	L	49-62
2/19/96	Green Bay	L	66-81
1/18/96	Milwaukee	L	54-67
2/20/95	Green Bay	L	43-63
1/15/95	Milwaukee	L	58-79
2/24/94	Green Bay	W	58-55
1/26/94	Milwaukee	L	42-64
3/3/93	Green Bay	W	61-48
1/13/93	Milwaukee	W OT	75-68

Hawai'i			2-0
Home/Away/Neutral: 1-0/1-0/0-0			
12/10/05	Milwaukee	W	58-52
2/19/05	Honolulu	W	87-81

Hillsdale			1-0
Home/Away/Neutral: 1-0/0-0/0-0			
1/21/09	Milwaukee	W	62-54

Idaho State			1-0
Home/Away/Neutral: 0-0/0-0/1-0			
12/30/04	Santa Clara, Calif.	W	85-70

Illinois			0-3
Home/Away/Neutral: 0-0/0-2/0-1			
3/24/05	Rosemont, Ill. ^{NCAA}	L	63-77
12/6/00	Champaign	L	44-85
12/3/90	Champaign	L OT2	116-120

Illinois Tech			2-0
Home/Away/Neutral: 2-0/0-0/0-0			
1/24/95	Milwaukee	W	101-63
1/23/90	Milwaukee	W	88-66

Indiana State			1-3
Home/Away/Neutral: 0-1/0-1/1-1			
1/17/09	Baton Rouge, La.	L	63-76
1/30/02	New Orleans, La.	W	71-59
12/1/98	Terre Haute	L	66-79
12/9/97	Milwaukee	L	62-74

Iowa			0-1
Home/Away/Neutral: 0-0/0-1/0-0			
1/19/00	Iowa City	L	79-83

Iowa State			1-5
Home/Away/Neutral: 0-0/1-5/0-0			
1/20/22	Ames	L	53-68
1/13/17	Ames	W	74-56
1/16/08	Ames	L	61-79
1/30/01	Ames	L	62-71
12/8/99	Ames	L	64-78
1/28/95	Ames	L	52-63

IUPUI			15-5
Home/Away/Neutral: 9-2/6-3/0-0			
2/28/24	Indianapolis	W	75-70
2/4/24	Milwaukee	W	87-67
2/2/23	Indianapolis	W	72-69
12/2/33	Milwaukee	W	74-61
2/24/22	Indianapolis	W	66-54
1/15/22	Milwaukee	W	89-54
2/25/21	Milwaukee ^{HLT}	W	84-72
1/30/21	Indianapolis	W	83-76
1/29/21	Indianapolis	L	68-73
1/9/21	Milwaukee	W	71-63
1/8/21	Milwaukee	W	94-70
2/8/20	Indianapolis	W OT	80-79
1/3/20	Milwaukee	W	78-74
2/22/19	Indianapolis	L	60-67
1/19/19	Milwaukee	W	64-57
2/16/18	Milwaukee	L OT	71-76
1/10/18	Indianapolis	L	71-72

1/19/14	Milwaukee	L	68-70
2/23/13	Indianapolis	W OT2	95-88
1/18/11	Milwaukee	W	62-49

Jacksonville			2-1
Home/Away/Neutral: 1-0/1-0/0-1			
12/5/17	Jacksonville	W	62-52
1/30/16	Milwaukee	W	72-67
1/24/12	Puerto Vallarta, Mex.	L	66-71

James Madison			1-0
Home/Away/Neutral: 0-0/0-0/1-0			
1/16/13	DeKalb, Ill.	W	77-66

Judson			2-0
Home/Away/Neutral: 2-0/0-0/0-0			
12/13/15	Milwaukee	W	125-74
1/26/13	Milwaukee	W	89-56

Kansas			0-2
Home/Away/Neutral: 0-0/0-1/0-1			
12/10/19	Lawrence, Kan.	L	68-95
12/22/04	Kansas City, Mo.	L	62-73

Kansas State			0-1
Home/Away/Neutral: 0-0/0-1/0-0			
12/1/20	Manhattan, Kan.	L	75-76

Kansas City			7-4
Home/Away/Neutral: 4-2/3-2/0-0			
1/15/19	Milwaukee	W	61-52
12/13/18	Kansas City	W	69-66
12/3/14	Milwaukee	W	65-56
1/30/13	Kansas City	W	84-79
1/27/99	Kansas City	W	70-68
12/12/98	Milwaukee	L	68-88
2/1/93	Kansas City	L	77-99
1/27/93	Milwaukee	W	73-57
1/25/92	Milwaukee	L	58-81
1/4/92	Kansas City	L	74-82
12/29/90	Milwaukee	W	95-88

LaSalle			0-1
Home/Away/Neutral: 0-0/0-1/0-0			
2/25/95	Philadelphia	L	51-80

Lipscomb			2-0
Home/Away/Neutral: 1-0/0-0/1-0			
1/14/15	Santa Clara, Calif.	W	71-65
1/21/00	Milwaukee	W	74-58

LIU Brooklyn			1-0
Home/Away/Neutral: 1-0/0-0/0-0			
1/20/18	Milwaukee	W OT	92-87

Longwood	0-1
Home/Away/Neutral: 0-1/0-0/0-0	
12/13/23 Milwaukee L	67-80
Louisiana-LaFayette	1-0
Home/Away/Neutral: 0-0/0-0/1-0	
11/24/14 Las Vegas, Nev. W	56-52
Louisville	0-1
Home/Away/Neutral: 0-0/0-1/0-0	
12/7/01 Louisville L	75-90
Loyola	29-16
Home/Away/Neutral: 16-8/13-8/0-0	
12/15/17 Milwaukee W	73-56
12/10/16 Chicago L	56-72
11/8/13 Chicago L	72-76
2/12/13 Milwaukee W	71-53
1/30/13 Chicago L	65-76
2/25/12 Chicago W	78-69
12/1/11 Milwaukee W	59-41
2/10/11 Chicago W	66-57
1/15/11 Milwaukee L	65-71
2/25/10 Chicago W	63-61
12/5/09 Milwaukee L	64-69
3/3/09 Milwaukee ^{HLT} W	77-68
1/28/09 Milwaukee W	72-58
1/3/09 Chicago W	80-66
3/4/08 Milwaukee ^{HLT} L	51-57
2/28/08 Milwaukee W	68-53
12/8/07 Chicago L OT	68-73
2/14/07 Milwaukee L	56-66
1/6/07 Chicago L	74-87
3/4/06 Milwaukee ^{HLT} W	80-66
1/30/06 Chicago W	68-57
1/11/06 Milwaukee W	78-75
3/5/05 Milwaukee ^{HLT} W	94-76
2/10/05 Chicago W	74-67
1/8/05 Milwaukee W	73-56
2/12/04 Milwaukee W	77-71
1/10/04 Chicago W	97-87
2/1/03 Chicago W	92-91
12/21/02 Milwaukee W	100-80
2/4/02 Chicago W	80-70
1/10/02 Milwaukee L	87-91
2/8/01 Milwaukee W	67-65
1/14/01 Chicago W OT2	94-93
2/10/00 Chicago L	77-79
1/15/00 Milwaukee W	92-58
2/11/99 Milwaukee L OT	68-76
1/12/99 Chicago W	78-59
2/12/98 Chicago L	67-71
1/17/98 Milwaukee L	57-63
2/22/97 Chicago L	56-71

2/1/97 Milwaukee L	60-78
2/26/96 Milwaukee W	61-58
1/25/96 Chicago W	76-70
2/16/95 Milwaukee W	74-56
1/19/95 Chicago W	90-81
Loyola Marymount	1-0
Home/Away/Neutral: 0-0/0-0/1-0	
11/14/08 Ames, Iowa W	75-51
Luther	1-0
Home/Away/Neutral: 1-0/0-0/0-0	
11/17/23 Milwaukee W	85-56
Maine	2-1
Home/Away/Neutral: 1-0/0-1/1-0	
12/1/02 New Orleans, La. W	79-63
2/22/92 Orono L	59-61
12/9/91 Milwaukee W	87-73
Manhattan	1-1
Home/Away/Neutral: 0-1/1-0/0-0	
12/30/04 Riverdale W OT	88-78
2/21/04 Milwaukee L	76-83
Marquette	0-11
Home/Away/Neutral: 0-1/0-10/0-0	
12/22/11 Bradley Center L	50-64
11/27/10 U.S. Cellular Arena L	72-75
12/8/09 Bradley Center L	51-71
11/22/08 Bradley Center L	80-100
11/30/07 Bradley Center L	65-100
12/8/98 Bradley Center L	56-77
12/14/97 Bradley Center L	56-69
11/24/96 Bradley Center L	55-82
11/26/95 Bradley Center L	74-91
12/2/94 Bradley Center L	59-101
3/5/94 Bradley Center L	51-73
Mary	1-0
Home/Away/Neutral: 1-0/0-0/0-0	
11/9/12 Milwaukee W	76-46
Memphis	0-2
Home/Away/Neutral: 0-0/0-2/0-0	
11/16/16 Memphis L	54-68
11/15/05 Memphis L	52-79
Miami (Ohio)	1-1
Home/Away/Neutral: 1-0/0-1/0-0	
12/19/09 Milwaukee W	68-61
12/11/08 Oxford L	45-69

Michigan	0-1
Home/Away/Neutral: 0-0/0-1/0-0	
11/15/06 Ann Arbor L	59-66
Michigan State	0-1
Home/Away/Neutral: 0-0/0-1/0-0	
11/23/11 East Lansing L	55-68
Michigan Tech	1-0
Home/Away/Neutral: 1-0/0-0/0-0	
12/6/99 Milwaukee W	86-52
Minnesota	1-0
Home/Away/Neutral: 0-0/1-0/0-0	
12/23/15 Minneapolis, Minn. W	74-65
Minnesota-Crookston	1-0
Home/Away/Neutral: 1-0/0-0/0-0	
11/17/14 Milwaukee W	75-54
Minnesota-Morris	1-0
Home/Away/Neutral: 1-0/0-0/0-0	
11/22/96 Milwaukee W	76-62
Mississippi Valley State	2-0
Home/Away/Neutral: 1-0/1-0/0-0	
11/26/02 Milwaukee W	77-75
12/14/02 Itta Bena W	83-75
Missouri State	1-2
Home/Away/Neutral: 0-1/1-1/0-0	
12/6/06 Springfield L	60-79
2/18/06 Milwaukee L	72-63
12/7/02 Springfield W	86-77
Montana	3-1
Home/Away/Neutral: 2-0/1-1/0-0	
12/3/16 Missoula L	69-75
12/14/14 Milwaukee W	73-58
12/30/05 Missoula W	78-74
11/22/03 Milwaukee W	95-83
Montana State	3-1
Home/Away/Neutral: 1-1/2-0/0-0	
12/2/17 Milwaukee L	64-68
12/5/16 Bozeman W	83-78
12/27/91 Bozeman W	70-67
12/12/91 Milwaukee W	77-75
Morehead State	1-1
Home/Away/Neutral: 1-0/0-1/0-0	
12/5/91 Milwaukee W	94-90
1/5/91 Morehead L	61-73

Morgan State	1-0
Home/Away/Neutral: 0-0/0-0/1-0	
11/23/19 Nassau, Bahamas W	62-57

Mount Senario	1-0
Home/Away/Neutral: 1-0/0-0/0-0	
12/27/00 Milwaukee W	100-21

MSOE	2-0
Home/Away/Neutral: 2-0/0-0/0-0	
11/7/22 Milwaukee W	102-46
11/11/16 Milwaukee W	88-58

Murray State	0-1
Home/Away/Neutral: 0-0/0-0/0-1	
11/23/15 Estero, Fla. L	63-66

New Hampshire	2-0
Home/Away/Neutral: 1-0/0-0/0-0	
12/11/93 Milwaukee W	72-70
1/9/93 Durham W	86-70

Niagara	1-1
Home/Away/Neutral: 0-1/0-1/0-0	
11/17/10 Niagara Falls W	90-73
2/20/10 Milwaukee L	79-85

Nicholls State	2-0
Home/Away/Neutral: 1-0/1-0/0-0	
3/4/91 Milwaukee W	99-72
2/16/91 Thibodaux W	74-66

North Carolina State	0-1
Home/Away/Neutral: 0-0/0-1/0-0	
12/7/03 Raleigh L	71-77

North Dakota	2-2
Home/Away/Neutral: 1-1/1-1/0-0	
11/9/21 Grand Forks W	75-60
11/19/19 Milwaukee W	79-70
12/9/18 Grand Forks L	72-83
11/10/18 Milwaukee L	60-63

North Dakota State	2-1
Home/Away/Neutral: 1-1/1-0/0-0	
11/19/19 Milwaukee W	79-70
12/12/09 Fargo W	84-73
2/21/09 Milwaukee L	69-77

Northeastern	0-1
Home/Away/Neutral: 0-0/0-0/0-1	
12/21/13 New Orleans, La. L	59-62

Northeastern Illinois	7-7
Home/Away/Neutral: 5-2/2-5/0-0	
12/2/97 Chicago L	61-63

12/12/96 Milwaukee W	55-54
12/14/95 Chicago L	73-74
12/7/95 Milwaukee L	52-69
12/17/94 Milwaukee W	74-69
12/5/94 Chicago L	76-85
1/6/94 Chicago L	80-87
12/4/93 Milwaukee L	66-81
2/13/93 Chicago L OT	86-91
12/3/92 Milwaukee W	94-78
2/8/92 Milwaukee W	89-56
1/30/92 Chicago W	84-61
2/14/91 Chicago W	91-66
2/2/91 Milwaukee W	112-72

Northern Illinois	8-7
Home/Away/Neutral: 4-2/4-4/0-1	
11/29/17 DeKalb W	75-62
11/17/13 DeKalb W	82-69
12/7/12 Milwaukee W OT	80-73
11/14/11 DeKalb W	59-57
2/3/97 Milwaukee W	64-59
1/4/97 DeKalb L	58-72
3/2/96 Dayton ^{MCCT} L	78-80
2/15/96 Milwaukee L OT2	90-100
1/11/96 DeKalb L	64-67
2/4/95 DeKalb L	61-89
1/7/95 Milwaukee L	74-88
2/26/94 DeKalb L	52-77
1/19/94 Milwaukee W	72-70
12/28/92 DeKalb W	82-57
12/15/92 Milwaukee W	79-71

Northern Iowa	2-4
Home/Away/Neutral: 2-1/0-3/0-0	
12/3/13 Milwaukee W	83-72
12/1/12 Cedar Falls L	61-72
12/10/11 Cedar Falls L	51-67
11/20/10 Milwaukee W	65-63
11/18/07 Milwaukee L	66-73
11/19/06 Cedar Falls L	58-69

Northern Kentucky	8-13
Home/Away/Neutral: 4-6/2-6/2-1	
3/11/24 Indianapolis ^{HLT} W	82-75
2/17/24 Milwaukee W	73-72
1/18/24 Highland Heights L	72-90
1/28/23 Highland Heights W	75-74
1/12/23 Milwaukee W	80-75
2/9/22 Milwaukee L	39-75
1/1/22 Highland Heights W	61-55
2/6/21 Milwaukee L	65-79

2/5/21 Milwaukee L	73-87
2/2/20 Milwaukee L	56-65
12/28/19 Highland Heights L	64-74
2/28/19 Milwaukee L	55-65
1/26/19 Highland Heights L	60-73
2/8/18 Highland Heights L	52-54
1/18/18 Milwaukee L	64-91
3/7/17 Detroit, Mich. ^{HLT} L	53-59
2/11/17 Highland Heights L	63-69
1/12/17 Milwaukee W	68-58
3/5/16 Detroit, Mich. ^{HLT} W	86-69
2/6/16 Highland Heights L	71-75
1/4/16 Milwaukee W	76-67

North Park	1-0
Home/Away/Neutral: 1-0/0-0/0-0	
12/11/22 Milwaukee W	92-63

Northwestern	0-2
Home/Away/Neutral: 0-0/0-2/0-0	
3/16/11 Evanston ^{NIT} L	61-70
12/14/98 Evanston L	44-80

Notre Dame	0-2
Home/Away/Neutral: 0-0/0-0/0-1	
11/17/15 South Bend, Ind. L	78-86
3/20/03 Indianapolis, Ind. ^{NCAA} L	69-70

Oakland	10-15
Home/Away/Neutral: 7-6/3-8/0-1	
3/2/24 Indianapolis ^{HLT} L	76-83
1/27/24 Milwaukee L OT2	87-91
1/4/24 Rochester L	95-100
2/11/23 Milwaukee W OT	80-77
12/29/22 Rochester L	61-83
1/20/22 Milwaukee W	88-78
1/9/22 Rochester L	65-86
2/20/21 Milwaukee W OT2	89-87
2/19/21 Milwaukee L	81-85
2/21/20 Rochester L	68-75
1/18/20 Milwaukee W	73-68
2/16/19 Milwaukee L	73-89
1/10/19 Rochester W	67-64
2/24/18 Rochester L	70-72
12/28/17 Milwaukee L	68-76
2/26/17 Milwaukee L	75-86
1/29/17 Rochester L OT	70-79
2/11/16 Rochester W	93-85
1/25/16 Milwaukee L	79-82
2/10/15 Milwaukee W	84-67
1/22/15 Rochester L	53-66
2/2/14 Milwaukee W	86-64
1/8/14 Rochester W	84-75
12/2/06 Rochester L	70-76

12/21/05	Milwaukee	W	83-60
Ohio			0-1
Home/Away/Neutral: 0-0/0-1/0-0			
12/14/16	Athens	L	69-71
Ohio Dominican			1-0
Home/Away/Neutral: 1-0/0-0/0-0			
12/29/12	Milwaukee	W	95-80
Oklahoma			1-0
Home/Away/Neutral: 0-0/0-0/1-0			
3/16/06	Jacksonville, Fla. ^{NCAA}	W	82-74
Oklahoma State			0-1
Home/Away/Neutral: 0-0/0-1/0-0			
11/21/14	Stillwater	L	68-82
Omaha			2-0
Home/Away/Neutral: 1-0/0-0/1-0			
12/17/11	Milwaukee	W	86-50
12/1/01	Ames, Iowa	W	87-68
Oral Roberts			0-1
Home/Away/Neutral: 0-0/0-0/0-1			
11/26/14	Las Vegas, Nev.	L	66-69
Portland			0-1
Home/Away/Neutral: 0-0/0-1/0-0			
11/12/10	Portland	L	60-80
Prairie View A&M			2-0
Home/Away/Neutral: 1-0/1-0/0-0			
11/20/04	Milwaukee	W	117-55
12/3/03	Houston	W	87-70
Providence			0-1
Home/Away/Neutral: 0-0/0-1/0-0			
11/11/23	Providence, R.I.	L	69-79
Purdue			1-1
Home/Away/Neutral: 0-0/1-1/0-0			
11/8/22	West Lafayette	L	53-84
1/26/05	West Lafayette	W	73-68
Purdue Fort Wayne			4-4
Home/Away/Neutral: 2-3/2-1/0-0			
2/25/24	Milwaukee	W	96-88
2/1/24	Fort Wayne, Ind.	W	68-65
2/23/23	Milwaukee	W	96-94
1/7/23	Fort Wayne, Ind.	W	74-70
2/20/22	Milwaukee	L	71-81
2/4/22	Fort Wayne, Ind.	L	60-70
1/16/21	Milwaukee	L	74-81

1/15/21	Milwaukee	L	72-81
Radford			1-0
Home/Away/Neutral: 1-0/0-0/0-0			
11/10/06	Milwaukee	W	72-60
Rhode Island			0-1
Home/Away/Neutral: 0-1/0-0/0-0			
12/13/21	Milwaukee	L	58-82
Rice			1-0
Home/Away/Neutral: 0-0/1-0/0-1			
11/22/19	Nassau, Bahamas	L	69-75
3/17/04	Milwaukee ^{NIT}	W	91-63
Rider			0-1
Home/Away/Neutral: 0-0/0-0/0-1			
11/25/12	Puerto Vallarta, Mex.	L	60-74
Robert Morris			3-4
Home/Away/Neutral: 3-0/0-4/0-0			
2/10/24	Moon Township, Pa.	L	60-71
12/29/23	Milwaukee	W	78-75
2/18/23	Moon Township, Pa.	L	60-80
1/19/23	Milwaukee	W	77-69
1/27/22	Moon Township, Pa.	L	53-77
12/4/21	Milwaukee	W	77-69
1/1/21	Moon Township, Pa.	L	64-67
SEMO			2-4
Home/Away/Neutral: 1-2/1-1/0-1			
11/28/22	Milwaukee	W	84-68
11/28/02	New Orleans, La.	L	75-89
3/2/95	Cape Girardeau	L OT	90-98
12/10/94	Milwaukee	L	71-75
2/26/92	Milwaukee	L	64-80
1/6/92	Cape Girardeau	W	83-71
SIUE			3-1
Home/Away/Neutral: 2-0/1-1/0-0			
12/3/15	Milwaukee	W	64-51
12/20/14	Edwardsville	L	56-61
1/5/10	Edwardsville	W	83-73
1/12/09	Milwaukee	W	70-59
Sacramento State			3-1
Home/Away/Neutral: 2-0/1-1/0-0			
2/27/93	Sacramento	W	78-76
1/23/93	Milwaukee	W	96-44
2/11/92	Milwaukee	W	89-61
1/9/92	Sacramento	L OT2	106-110

Saint Louis			2-0
Home/Away/Neutral: 1-0/1-0/0-0			
12/3/05	Milwaukee	W	82-71
12/7/04	Saint Louis	W	57-47
Saint Thomas (MN)			0-2
Home/Away/Neutral: 0-1/0-1/0-0			
12/6/23	St. Paul, Minn.	L	71-75
11/23/22	Milwaukee	L	72-76
Saint Xavier (IL)			1-0
Home/Away/Neutral: 1-0/0-0/0-0			
12/23/22	Milwaukee	W	74-52
Sam Houston State			0-4
Home/Away/Neutral: 0-2/0-2/0-0			
11/27/07	Milwaukee	L	77-81
12/22/06	Huntsville	L	73-89
12/5/98	Milwaukee	L	58-59
12/6/97	Huntsville	L	67-69
San Diego			2-0
Home/Away/Neutral: 1-0/1-0/0-0			
1/2/01	San Diego	W	81-77
12/23/00	Milwaukee	W	58-55
San Jose State			1-0
Home/Away/Neutral: 0-0/0-0/1-0			
11/15/13	DeKalb, Ill.	W	64-61
Santa Clara			1-1
Home/Away/Neutral: 0-0/1-1/0-0			
11/15/15	Santa Clara, Calif.	W	71-65
12/29/03	Santa Clara, Calif.	L	64-66
Siena			1-1
Home/Away/Neutral: 0-0/0-0/1-1			
11/21/23	Daytona Beach, Fla.	W	61-59
12/3/94	Milwaukee, Wis.	L	58-75
South Carolina			0-1
Home/Away/Neutral: 0-0/0-1/0-0			
11/11/12	Columbia	L OT	75-82
South Dakota			0-2
Home/Away/Neutral: 0-1/0-1/0-0			
12/17/15	Milwaukee	L OT2	91-92
12/28/14	Vermillion	L	60-84
South Dakota State			5-1
Home/Away/Neutral: 3-0/2-0/0-1			
11/27/16	Sioux Falls, S.D.	L	58-81
12/11/10	Brookings	W	82-70
11/20/07	Milwaukee	W	89-80

11/22/06	Milwaukee	W	75-58
12/6/05	Brookings	W	76-51
12/1/04	Milwaukee	W	89-54

Southern Illinois 0-2**Home/Away/Neutral: 0-1/0-1/0-0**

11/29/03	Milwaukee	L	77-81
2/22/03	Carbondale	L	64-66

Southern Mississippi 0-1**Home/Away/Neutral: 0-0/0-1/0-0**

11/25/23	Milwaukee	L	84-90
----------	-----------	---	-------

Southern Utah 1-3**Home/Away/Neutral: 1-1/0-2/0-0**

2/24/93	Milwaukee	W	66-56
2/20/93	Cedar City	L OT	80-81
2/19/91	Cedar City	L OT2	105-106
12/8/90	Milwaukee	L	80-89

Southwest Minnesota State 1-0**Home/Away/Neutral: 1-0/0-0/0-0**

11/12/11	Milwaukee	W	71-65
----------	-----------	---	-------

Stephen F. Austin 0-1**Home/Away/Neutral: 0-0/0-0/0-1**

12/1/18	Northern Ireland	L	51-66
---------	------------------	---	-------

Stetson 3-1**Home/Away/Neutral: 1-0/1-0/1-1**

11/20/23	Daytona Beach, Fla.	L	67-85
3/19/23	Daytona Beach, Fla. ^{CBI}	W OT	87-83
11/30/96	Milwaukee	W	68-56
12/28/95	DeLand	W	73-57

Stony Brook 2-0**Home/Away/Neutral: 1-0/1-0/0-0**

1/4/00	Milwaukee	W	83-48
11/28/99	Stony Brook	W	74-60

TCU 0-1**Home/Away/Neutral: 0-0/0-1/0-0**

3/13/12	Fort Worth ^{CBI}	L	73-83
---------	---------------------------	---	-------

Tennessee Tech 2-3**Home/Away/Neutral: 1-2/1-1/0-0**

1/23/13	Cookeville	W	70-63
12/15/12	Milwaukee	L	58-69
11/26/06	Milwaukee	L	68-78
11/28/05	Cookeville	L	67-72
12/17/90	Milwaukee	W	82-73

Texas-San Antonio 0-2**Home/Away/Neutral: 0-1/0-1/0-0**

12/30/97	Milwaukee	L	77-78
12/30/96	San Antonio	L	76-82

Texas Southern 1-0**Home/Away/Neutral: 1-0/0-0/0-0**

11/20/11	Milwaukee	W	73-38
----------	-----------	---	-------

Texas State 1-0**Home/Away/Neutral: 0-0/0-0/1-0**

11/23/09	Fort Worth, Tex.	W	96-77
----------	------------------	---	-------

Toledo 0-1**Home/Away/Neutral: 0-0/0-1/0-0**

11/26/97	Toledo	L	35-70
----------	--------	---	-------

Trinity International 2-0**Home/Away/Neutral: 2-0/0-0/0-0**

11/20/15	Milwaukee	W	85-61
12/29/98	Milwaukee	W	74-66

Tri-State 0-1**Home/Away/Neutral: 0-1/0-0/0-0**

12/20/98	Milwaukee	L	53-56
----------	-----------	---	-------

Troy State 1-0**Home/Away/Neutral: 0-0/0-0/1-0**

12/3/99	Muncie, Ind.	W	80-61
---------	--------------	---	-------

UAB 0-1**Home/Away/Neutral: 0-1/0-0/0-0**

11/12/06	Milwaukee	L	60-75
----------	-----------	---	-------

UALR 1-1**Home/Away/Neutral: 0-0/1-1/0-0**

11/19/12	Little Rock	L	43-59
11/26/11	Little Rock	W	59-54

UC Irvine 1-0**Home/Away/Neutral: 0-0/0-0/1-0**

11/26/16	Sioux Falls, S.D.	W	54-37
----------	-------------------	---	-------

UIC 35-30**Home/Away/Neutral: 22-11/11-18/2-1**

3/1/22	Milwaukee ^{HLT}	L	69-80
2/26/22	Chicago	L	58-71
1/13/22	Milwaukee	L	77-81
2/6/20	Chicago	W	74-57
1/5/20	Milwaukee	W	64-62
2/24/19	Chicago	L	59-74
1/17/19	Milwaukee	W	81-69
3/4/18	Detroit, Mich. ^{HLT}	W	80-75
1/29/18	Milwaukee	L	56-74

1/12/18	Chicago	L	73-88
---------	---------	---	-------

3/6/17	Detroit, Mich. ^{HLT}	W	74-68
--------	-------------------------------	---	-------

2/4/17	Milwaukee	L OT	100-105
--------	-----------	------	---------

1/17/17	Chicago	L	57-71
---------	---------	---	-------

2/28/16	Milwaukee	W	98-85
---------	-----------	---	-------

1/16/16	Chicago	W	87-62
---------	---------	---	-------

2/19/15	Chicago	W	71-60
---------	---------	---	-------

1/29/15	Milwaukee	W	71-65
---------	-----------	---	-------

2/25/14	Milwaukee	L	58-80
---------	-----------	---	-------

1/16/14	Chicago	W	67-63
---------	---------	---	-------

2/20/13	Milwaukee	W	64-53
---------	-----------	---	-------

1/23/13	Chicago	L	50-60
---------	---------	---	-------

2/28/12	Milwaukee ^{HLT}	W	68-55
---------	--------------------------	---	-------

2/23/12	Chicago	W	72-61
---------	---------	---	-------

12/3/11	Milwaukee	W OT	73-71
---------	-----------	------	-------

2/12/11	Chicago	W	70-59
---------	---------	---	-------

1/13/11	Milwaukee	W	87-75
---------	-----------	---	-------

3/2/10	Milwaukee ^{HLT}	W	73-67
--------	--------------------------	---	-------

2/27/10	Chicago	W	78-74
---------	---------	---	-------

12/3/09	Milwaukee	W	57-52
---------	-----------	---	-------

1/31/09	Milwaukee	W	63-62
---------	-----------	---	-------

12/30/08	Chicago	W	71-66
----------	---------	---	-------

3/1/08	Milwaukee	L	55-63
--------	-----------	---	-------

12/6/07	Chicago	L	73-91
---------	---------	---	-------

2/27/07	Chicago ^{HLT}	L	77-83
---------	------------------------	---	-------

2/21/07	Chicago	L	59-72
---------	---------	---	-------

1/17/07	Milwaukee	W	76-65
---------	-----------	---	-------

2/15/06	Milwaukee	L OT	86-94
---------	-----------	------	-------

1/5/06	Chicago	W	68-45
--------	---------	---	-------

2/5/05	Milwaukee	W	85-75
--------	-----------	---	-------

12/4/04	Chicago	W	75-67
---------	---------	---	-------

3/9/04	Milwaukee ^{HLT}	L	62-65
--------	--------------------------	---	-------

2/5/04	Chicago	L	82-86
--------	---------	---	-------

12/23/03	Milwaukee	W	78-62
----------	-----------	---	-------

3/8/03	Milwaukee ^{HLT}	W	75-73
--------	--------------------------	---	-------

2/13/03	Milwaukee	W	81-78
---------	-----------	---	-------

1/9/03	Chicago	L	92-102
--------	---------	---	--------

3/2/02	Cleveland, Ohio ^{HLT}	L	63-75
--------	--------------------------------	---	-------

2/7/02	Chicago	L	71-73
--------	---------	---	-------

1/12/02	Milwaukee	W	75-49
---------	-----------	---	-------

2/10/01	Milwaukee	W	70-49
---------	-----------	---	-------

1/11/01	Chicago	L OT4	106-112
---------	---------	-------	---------

2/12/00	Chicago	L	75-81
---------	---------	---	-------

1/13/00	Milwaukee	W	82-64
---------	-----------	---	-------

2/13/99	Milwaukee	W	71-57
---------	-----------	---	-------

1/14/99	Chicago	W	52-50
---------	---------	---	-------

2/14/98	Chicago	L	68-92
---------	---------	---	-------

1/15/98	Milwaukee	L	63-72
---------	-----------	---	-------

2/17/97	Milwaukee	W	55-54
---------	-----------	---	-------

1/23/97	Chicago	L	61-78
---------	---------	---	-------

2/17/96	Milwaukee	W	79-48
---------	-----------	---	-------

1/27/96	Chicago	L	78-87
---------	---------	---	-------

2/18/95	Milwaukee	L	77-85
---------	-----------	---	-------

1/21/95	Chicago	L	68-80
---------	---------	---	-------

2/14/94	Chicago	L	66-83
1/10/94	Milwaukee	L	72-87
Upper Iowa			3-0
Home/Away/Neutral: 3-0/0-0/0-0			
11/19/08	Milwaukee	W	87-59
11/9/07	Milwaukee	W	78-53
11/21/05	Milwaukee	W	93-64
Utah			0-6
Home/Away/Neutral: 0-2/0-4/0-0			
12/30/99	Salt Lake City	L	57-71
12/27/97	Milwaukee	L	51-66
12/23/96	Salt Lake City	L	63-77
12/26/92	Salt Lake City	L	62-96
12/30/91	Salt Lake City	L	54-70
11/28/90	Milwaukee	L	78-80
Valparaiso			11-21
Home/Away/Neutral: 6-9/3-12/2-0			
3/4/17	Detroit, Mich. ^{HLT}	W	43-41
2/21/17	Valparaiso	L	61-67
2/2/17	Milwaukee	L	53-71
2/26/16	Milwaukee	L OT	76-80
1/14/16	Valparaiso	L	56-68
2/15/15	Milwaukee	L	55-62
1/26/15	Valparaiso	L	48-73
3/7/14	Green Bay ^{HLT}	W	74-57
2/15/14	Milwaukee	L	62-77
1/18/14	Valparaiso	L	62-75
2/1/13	Valparaiso	L	40-71
1/12/13	Milwaukee	L	52-76
1/28/12	Milwaukee	L	52-55
12/29/11	Valparaiso	W	57-55
3/5/11	Milwaukee ^{HLT}	W	70-63
2/16/11	Milwaukee	W	79-76
1/21/11	Valparaiso	L	43-60
1/29/10	Milwaukee	W	85-82
12/31/09	Valparaiso	L	54-55
1/22/09	Valparaiso	L	51-63
1/5/09	Milwaukee	W	61-47
2/25/08	Milwaukee	L	57-66
1/10/08	Valparaiso	W	71-69
12/11/04	Valparaiso	L	71-72
12/10/03	Valparaiso	W	86-82
12/11/02	Milwaukee	W	75-61
11/24/01	Valparaiso	L	69-82
11/29/00	Milwaukee	W	61-59
12/7/96	Valparaiso	L	46-71
12/9/95	Milwaukee	L OT	77-82
2/12/94	Valparaiso	L	53-62
1/13/94	Milwaukee	L	65-73

Villanova			0-1
Home/Away/Neutral: 0-0/0-0/0-1			
3/20/14	Buffalo, N.Y. ^{NCAA}	L	53-73
Virginia Tech			1-0
Home/Away/Neutral: 0-0/0-0/1-0			
12/8/01	Louisville, Ky.	W OT	80-70
Washington State			0-1
Home/Away/Neutral: 0-1/0-0/0-0			
11/11/06	Milwaukee	L	54-74
Western Illinois			6-8
Home/Away/Neutral: 3-4/3-4/0-0			
12/9/17	Macomb	L	69-90
12/17/16	Milwaukee	L	59-75
2/3/99	Macomb	L	58-71
12/4/96	Macomb	L	58-70
11/26/96	Milwaukee	L	52-69
1/31/96	Macomb	W	83-75
12/5/95	Milwaukee	W	69-67
12/31/94	Macomb	L	57-79
12/7/94	Milwaukee	L	76-89
2/28/94	Milwaukee	L	62-77
1/24/94	Macomb	W	74-67
1/6/93	Macomb	W	76-67
12/19/92	Milwaukee	W	92-71
1/16/92	Milwaukee	W	70-69
Western Kentucky			0-1
Home/Away/Neutral: 0-0/0-0/0-1			
11/16/09	Baton Rouge, La.	L	65-69
Western Michigan			5-8
Home/Away/Neutral: 2-5/3-3/0-0			
12/13/20	Kalamazoo	W	71-63
11/9/19	Milwaukee	L OT3	110-115
12/22/18	Kalamazoo	W	67-66
12/22/17	Milwaukee	L	63-66
1/3/12	Kalamazoo	L	61-72
11/23/10	Milwaukee	L	55-67
12/15/01	Milwaukee	L	51-59
11/21/01	Kalamazoo	L	80-81
11/24/98	Kalamazoo	L	65-74
11/29/97	Milwaukee	L	47-84
12/23/92	Kalamazoo	W	74-63
12/1/92	Milwaukee	W	84-75
1/26/91	Milwaukee	W	88-85
Wisconsin			2-24
Home/Away/Neutral: 0-5/2-19/0-0			
12/21/19	Madison	L	64-83
11/24/17	Madison	L	49-71
12/9/15	Madison	W	68-67

12/10/14	Milwaukee	L	54-93
12/11/13	Madison	L	52-78
12/22/12	Madison	L	53-74
12/13/11	Milwaukee	L	54-60
12/8/10	Madison	L	40-61
12/23/09	Madison	L	58-68
11/29/08	Madison	L	46-67
12/12/07	Milwaukee	L	39-61
12/13/06	Madison	L	49-68
12/15/05	Madison	L	68-74
12/15/04	Madison	L	37-66
12/13/03	Madison	L	71-89
11/23/02	Madison	L	72-83
12/27/01	Milwaukee	L	79-81
12/16/00	Madison	L	47-55
11/23/99	Milwaukee	L	49-69
11/16/98	Madison	L	63-75
2/18/98	Madison	L	58-65
12/10/96	Madison	L	41-61
12/23/95	Madison	L	63-94
12/14/94	Madison	L	64-90
11/27/93	Madison	L	84-106
12/12/92	Madison	W	77-72
Wisconsin Lutheran			2-0
Home/Away/Neutral: 2-0/0-0/0-0			
11/12/19	Milwaukee	W	103-53
12/16/18	Milwaukee	W	87-64
Wisconsin-La Crosse			1-0
Home/Away/Neutral: 1-0/0-0/0-0			
11/10/17	Milwaukee	W	83-73
Wisconsin-Oshkosh			1-0
Home/Away/Neutral: 1-0/0-0/0-0			
12/23/91	Milwaukee	W	105-77
Wisconsin-Parkside			5-1
Home/Away/Neutral: 5-1/0-0/0-0			
11/23/04	Milwaukee	W	87-50
12/17/02	Milwaukee	W	84-70
12/22/01	Milwaukee	W	91-58
11/28/94	Milwaukee	L	79-80
12/9/92	Milwaukee	W	98-71
11/30/91	Milwaukee	W	91-69
Wisconsin-Stout			1-0
Home/Away/Neutral: 1-0/0-0/0-0			
11/6/23	Milwaukee	W	91-73
Wright State			33-37
Home/Away/Neutral: 22-10/11-25/0-2			
1/20/24	Dayton	L	81-95
12/31/23	Milwaukee	W	91-83

3/2/23	Milwaukee ^{HLT}	W	87-70
1/26/23	Dayton	L	86-93
1/14/23	Milwaukee	L OT	74-78
2/11/22	Milwaukee	W	60-57
12/30/21	Dayton	L	75-80
3/2/21	Dayton ^{HLT}	W OT	94-92*
*Trailed by 24 points before comeback			
2/13/21	Dayton	L	82-92
2/12/21	Dayton	L	82-92
1/31/20	Milwaukee	L	61-65
12/30/19	Dayton	L	70-82
3/2/19	Milwaukee	L	62-65
1/24/19	Dayton	L	54-56
3/5/18	Detroit, Mich. ^{HLT}	L	53-59
2/10/18	Dayton	W	74-73
1/20/18	Milwaukee	W	66-61
2/9/17	Dayton	L	65-76
1/14/17	Milwaukee	L	67-70
2/4/16	Dayton	L	83-84
1/2/16	Milwaukee	L OT	82-84
2/26/15	Dayton	W	61-58
1/20/15	Milwaukee	W	67-41
3/11/14	Dayton ^{HLT}	W	69-63
1/30/14	Milwaukee	W	68-64
1/21/14	Dayton	L	57-73
2/9/13	Milwaukee	L	49-64
1/5/13	Dayton	L	51-53
2/12/12	Dayton	L	46-70
1/12/12	Milwaukee	W	58-38
1/30/11	Milwaukee	W	54-53
12/30/10	Dayton	L	44-68
2/11/10	Dayton	L	63-68
1/16/10	Milwaukee	W OT	67-61
3/6/09	Indianapolis, Ind. ^{HLT}	L	70-80
2/26/09	Dayton	L	60-70
12/6/08	Milwaukee	W	66-59
2/2/08	Dayton	L	51-53
1/3/08	Milwaukee	W	75-64
2/5/07	Dayton	L	50-76
1/21/07	Milwaukee	W	73-69
2/2/06	Dayton	L	54-59
1/21/06	Milwaukee	W	61-54
2/2/05	Dayton	W	79-70
1/17/05	Milwaukee	W	71-66
2/7/04	Milwaukee	W	72-66
1/27/04	Dayton	W	68-54
2/27/03	Dayton	W	98-65
1/25/03	Milwaukee	W	74-59
2/14/02	Milwaukee	W	94-68
1/17/02	Dayton	W OT	86-80
3/3/01	Dayton ^{MCCT}	L	63-64
2/17/01	Dayton	L	60-75
1/18/01	Milwaukee	W	56-43
2/19/00	Milwaukee	W	81-67

1/20/00	Dayton	L	60-67
2/20/98	Dayton	L	69-71
1/21/99	Milwaukee	W	69-65
2/21/98	Milwaukee	L	65-75
1/22/98	Dayton	W	70-62
2/22/96	Dayton	L	75-99
1/20/96	Milwaukee	L	71-74
1/28/95	Milwaukee	L	74-76
2/21/94	Milwaukee	L	87-89
2/1/94	Dayton	W	95-80
2/28/91	Milwaukee	W	106-89
1/12/91	Dayton	L	79-84

Wyoming 3-0**Home/Away/Neutral: 1-0/2-0/0-0**

12/29/07	Laramie	W	80-66
12/27/06	Milwaukee	W	75-73
12/27/05	Laramie	W	84-69

Xavier 0-1**Home/Away/Neutral: 0-0/0-1/0-0**

1/26/95	Cincinnati	L	76-96
---------	------------	---	-------

Yale 0-1**Home/Away/Neutral: 1-0/0-0/0-0**

1/14/21	Fort Myers, Fla.	L	56-69
---------	------------------	---	-------

Youngstown State 30-21**Home/Away/Neutral: 17-8/13-13/0-0**

2/23/24	Milwaukee	L OT	80-84
2/8/24	Youngstown	L OT	85-97
2/16/23	Youngstown	L	58-87
1/21/23	Milwaukee	W	88-75
1/29/22	Youngstown	L	72-86
12/2/21	Milwaukee	L	68-70
3/3/20	Youngstown ^{HLT}	L	57-63
2/29/20	Milwaukee	L	69-73
1/23/20	Youngstown	W OT	75-73
2/7/19	Youngstown	L	71-72
1/5/19	Milwaukee	L	51-76
1/25/18	Milwaukee	W	66-55
1/4/18	Youngstown	L	63-72
1/22/17	Milwaukee	W OT	94-85
12/29/16	Youngstown	L OT2	87-88
2/22/16	Milwaukee	W	87-51
1/7/16	Youngstown	W	81-65
2/28/15	Youngstown	W	82-74
1/14/15	Milwaukee	W	77-62
2/20/14	Youngstown	L OT	83-88
1/2/14	Milwaukee	W	82-76
2/15/13	Youngstown	L	80-94
1/19/13	Milwaukee	L	72-75
1/31/12	Milwaukee	L	65-73
1/20/12	Youngstown	L	66-68

2/26/11	Youngstown	W OT	94-87
12/2/10	Milwaukee	W	76-67
2/15/10	Milwaukee	W	64-62
1/22/10	Youngstown	W	69-59
2/14/09	Youngstown	L	68-70
1/15/09	Milwaukee	W	69-50
1/24/08	Milwaukee	W	76-69
1/7/07	Youngstown	W	61-39
1/13/07	Youngstown	L	63-81
12/10/06	Milwaukee	L	65-68
2/9/06	Milwaukee	W	98-57
1/26/06	Youngstown	W	78-70
2/12/05	Milwaukee	W	90-67
1/12/05	Youngstown	W	65-42
2/14/04	Youngstown	L	85-84
1/15/04	Milwaukee	W	80-74
2/15/03	Youngstown	W	86-61
1/11/03	Milwaukee	W	74-56
2/9/02	Milwaukee	W	96-76
1/2/02	Youngstown	W	77-55
2/7/94	Milwaukee	W	79-70
1/17/94	Youngstown	W	83-71
2/29/92	Milwaukee	W	71-55
2/1/92	Youngstown	W	72-62
2/7/91	Milwaukee	L	74-82
1/14/91	Youngstown	W	74-72

2023-2024

Head Coach: Bart Lundy

Record: 20-15; 12-8 Horizon League

Home Arena: UWM Panther Arena

11/6	Stout (K)	W	91-73
11/11	at Providence	L	69-79
11/14	at #25 Colorado	L	79-106
11/17	Luther	W	85-56
11/20	vs. Stetson #	L	67-85
11/21	vs. Siena #	W	61-59
11/25	Southern Miss (K)	L	84-90
12/2	at Green Bay*	L	58-70
12/6	at St. Thomas (MN)	L	71-75
12/9	at UC Davis	W	81-79
12/13	Longwood	L	67-80
12/22	Chattanooga	W OT	85-83
12/29	Robert Morris*	W	78-75
12/31	Wright State*	W	91-83
1/4	at Oakland*	L	95-100
1/6	at Detroit Mercy*	W	84-61
1/12	Cleveland State*	W	88-80
1/18	at Northern Kentucky*	L	72-90
1/20	at Wright State*	L	81-95
1/25	Detroit Mercy*	W	87-71
1/27	Oakland*	L OT2	87-91
2/1	at Purdue Fort Wayne*	W	68-65
2/4	IUPUI* (K)	W	87-67
2/8	at Youngstown State*	L OT	85-97
2/10	at Robert Morris*	L	60-71
2/14	at Cleveland State*	W	71-68
2/17	Northern Kentucky*	W	73-72
2/23	Youngstown State*	L OT	80-84
2/25	Purdue Fort Wayne*	W	96-88
2/28	at IUPUI*	W	75-70
3/2	Green Bay*	W	90-69
3/5	Detroit Mercy \$ (K)	W	83-79
3/7	at Green Bay \$	W	95-84
3/11	vs. Northern Kentucky \$	W	82-75
3/12	vs. Oakland \$	L	76-83

* - Horizon League game; (K) - Klotsche Center

- Sunshine Slam (Daytona Beach, Fla.)

\$ - Horizon League Tournament

2022-2023

Head Coach: Bart Lundy

Record: 22-12; 14-6 Horizon League

Home Arena: UWM Panther Arena

11/7	MSOE (K)	W	102-46
11/8	at Purdue	L	53-84
11/12	Cardinal Stritch	W	112-38
11/20	at Iowa State	L	53-68
11/23	St. Thomas (MN)	L	72-76
11/26	UC Davis # (K)	W	87-85
11/27	Boston U. # (K)	W	67-46
11/28	SEMO # (K)	W	84-68

12/1	at Green Bay*	W	81-67
12/3	IUPUI*	W	74-61
12/6	at Chattanooga	L	76-88
12/11	North Park	W	92-63
12/29	at Oakland*	L	61-83
12/31	at Detroit Mercy*	W	84-81
1/5	at Cleveland State*	W OT	68-64
1/7	at Purdue Fort Wayne*	W	74-70
1/12	Northern Kentucky*	W	80-75
1/14	Wright State*	L OT	74-78
1/19	Robert Morris*	W	77-69
1/21	Youngstown State*	W	88-75
1/26	at Wright State*	L	86-93
1/28	at Northern Kentucky*	W	75-74
2/2	at IUPUI*	W	72-69
2/6	Green Bay*	L OT	79-80
2/9	Detroit Mercy*	W	94-89
2/11	Oakland*	W OT	80-77
2/16	at Youngstown State*	L	58-87
2/18	at Robert Morris*	L	60-80
2/23	Purdue Fort Wayne* (K)	W	96-94
2/25	Cleveland State*	W	81-72
3/2	Wright State \$ (K)	W	87-70
3/6	vs. Cleveland State \$	L	80-93
3/19	vs. Stetson %	W OT	87-83
3/20	vs. Charlotte %	L	65-76

2021-2022

Head Coach: Pat Baldwin

Record: 10-22; 8-14 Horizon League

Home Arena: UWM Panther Arena

11/9	at North Dakota	W	75-60
11/13	Eastern Kentucky	L	71-77
11/18	at #24 Florida	L	45-81
11/23	vs. Bowling Green #	L	68-82
11/24	vs. Yale #	L	56-69
11/28	Alcorn State	L	57-61
12/2	Youngstown State*	L	68-70
12/4	Robert Morris*	W	77-69
12/10	at Colorado	L	54-65
12/13	Rhode Island	L	58-82
12/23	St. Xavier	W	74-52
12/30	at Wright State*	L	75-80
1/1	at Northern Kentucky*	W	61-55
1/5	at Green Bay*	W	63-49
1/7	at Detroit Mercy*	L	60-85
1/9	at Oakland*	L	65-86
1/13	UIC*	L	77-81
1/15	IUPUI*	W	89-54
1/20	Oakland*	W	88-78
1/22	Detroit Mercy*	L	58-71

1/27	at Robert Morris*	L	53-77
1/29	at Youngstown State*	L	72-86
2/4	at Purdue Fort Wayne*	L	60-70
2/6	at Cleveland State*	L	71-84
2/9	Northern Kentucky*	L	39-75
2/11	Wright State*	W	60-57
2/13	Green Bay*	W	54-44
2/18	Cleveland State*	L	61-78
2/20	Purdue Fort Wayne*	L	71-81
2/24	at IUPUI*	W	66-54
2/26	at UIC*	L	58-71
3/1	UIC \$	L	69-80

* - Horizon League game

- Rocket Mortgage Fort Myers (Fla.) Tip-Off

\$ - Horizon League Tournament

2020-2021

Head Coach: Pat Baldwin

Record: 10-12; 7-10 Horizon League

Home Arena: Klotsche Center

12/11	at Kansas State	L	75-76
12/13	at Western Michigan	W	71-63
12/19	at Green Bay*	W	68-65
12/20	at Green Bay*	W	74-62
1/1	at Robert Morris*	L	64-67
1/8	IUPUI*	W	94-70
1/9	IUPUI*	W	71-63
1/15	Purdue Fort Wayne*	L	72-81
1/16	Purdue Fort Wayne*	L	74-81
1/22	at Cleveland State*	L	53-64
1/23	at Cleveland State*	W OT	81-80
1/29	at IUPUI*	L	68-73
1/30	at IUPUI*	W	83-76
2/5	Northern Kentucky*	L	73-87
2/6	Northern Kentucky*	L	65-79
2/12	at Wright State*	L	81-92
2/13	at Wright State*	L	82-92
2/19	Oakland*	L	81-85
2/20	Oakland*	W OT2	89-87
2/25	IUPUI \$	W	84-72
3/2	at Wright State \$	W OT	94-92
3/8	vs. Cleveland State \$	L	65-71

* - Horizon League game

\$ - Horizon League Tournament

2019-2020

Head Coach: Pat Baldwin

Record: 12-19; 7-11 Horizon League

Home Arena: UWM Panther Arena

11/5	Concordia Wisconsin	W	72-62
11/9	Western Michigan	L OT3	110-115
11/12	Wisconsin Lutheran	W	103-53
11/15	Kansas City	W	61-52
11/19	North Dakota	W	79-70
11/22	vs. Rice #	L	69-75

11/23	vs. Morgan State #	W	62-57
11/24	vs. George Washington #	L	63-66
12/3	at Drake	L	53-56
12/10	at #2/#3 Kansas	L	68-95
12/14	Eastern Illinois	L	68-75
12/21	at Wisconsin	L	64-83
12/28	at Northern Kentucky*	L	64-74
12/30	at Wright State*	L	70-82
1/3	IUPUI*	W	78-74
1/5	UIC*	W	64-62
1/11	at Green Bay*	W	87-80
1/16	Detroit Mercy*	L	84-90
1/18	Oakland*	W	73-68
1/23	at Youngstown State*	W OT	75-73
1/25	at Cleveland State*	L	53-70
1/31	Wright State*	L	61-65
2/2	Northern Kentucky*	L	56-65
2/6	at UIC*	W	74-57
2/8	at IUPUI*	W OT	80-79
2/15	Green Bay*	L	90-94
2/21	at Oakland*	L	68-75
2/23	at Detroit Mercy*	L	73-79
2/27	Cleveland State*	L	68-70
2/29	Youngstown State*	L	69-73
3/3	at Youngstown State \$	L	57-63

* - Horizon League game
- Islands of the Bahamas Showcase
\$ - Horizon League Tournament

2018-2019

Head Coach: Pat Baldwin

Record: 9-22; 4-14 Horizon League

Home Arena: UWM Panther Arena

11/6	at Boston College	L	53-73
11/10	North Dakota	L	60-63
11/13	at FIU	L	83-86
11/16	at Cincinnati	L	63-74
11/20	LIU #	W OT	92-87
11/23	Albany #	W	79-70
11/30	vs. Buffalo #	L	77-96
12/1	vs. Stephen F. Austin #	L	51-66
12/6	Drake	L	61-75
12/9	at North Dakota	L	72-83
12/13	at UMKC	W	69-66
12/16	Wisconsin Lutheran (K)	W	87-64
12/22	at Western Michigan	W	67-66
12/29	Green Bay*	L	82-92
1/3	Cleveland State*	W	83-76
1/5	Youngstown State*	L	51-76
1/10	at Oakland*	W	67-64
1/12	at Detroit Mercy*	L	84-93
1/17	UIC*	W	81-69
1/19	IUPUI*	W	64-57
1/24	at Wright State*	L	54-56
1/26	at Northern Kentucky*	L	60-73

2/1	at Green Bay*	L	74-90
2/7	at Youngstown State*	L	71-72
2/9	at Cleveland State*	L	68-78
2/14	Detroit Mercy*	L	84-90
2/16	Oakland*	L	73-89
2/22	at IUPUI*	L	60-67
2/24	at UIC*	L	59-74
2/28	Northern Kentucky*	L	55-65
3/2	Wright State*	L	62-65

* - Horizon League game; (K) - Klotsche Center
- Basketball Hall of Fame Belfast Classic

2017-2018

Head Coach: Pat Baldwin

Record: 16-17; 8-10 Horizon League

Home Arena: UWM Panther Arena

11/10	La Crosse	W	83-73
11/13	at Iowa State	W	74-56
11/17	Concordia-St. Paul #	L	55-69
11/18	FIU #	W	66-51
11/19	Elon #	W	72-71
11/24	at Wisconsin	L	49-71
11/29	at Northern Illinois	W	75-62
12/2	Montana State	L	64-68
12/5	at Jacksonville	W	62-52
12/9	at Western Illinois	L	69-90
12/13	at Belmont	L	63-82
12/15	Loyola	W	73-56
12/22	Western Michigan	L	63-66
12/28	Oakland*	L	68-76
12/30	Detroit Mercy*	W	87-79
1/4	at Youngstown State*	L	63-72
1/6	at Cleveland State*	W	67-63
1/10	at IUPUI*	L	71-72
1/12	at UIC*	L	73-88
1/15	at Green Bay*	L OT	92-99
1/18	Northern Kentucky*	L	64-93
1/20	Wright State*	W	66-61
1/25	Youngstown State*	W	66-55
1/27	Cleveland State*	W	70-47
1/29	UIC*	L	56-74
2/2	Green Bay*	W	76-58
2/8	at Northern Kentucky*	L	52-54
2/10	at Wright State*	W	74-73
2/16	IUPUI*	L OT	71-76
2/22	at Detroit Mercy*	W	72-49
2/24	at Oakland*	L	70-72
3/4	vs. UIC \$	W	80-75
3/5	vs. Wright State \$	L	53-59

* - Horizon League game
- Black & Gold Shootout (Milwaukee, Wis.)
\$ - Horizon League Tournament (Detroit, Mich.)

2016-2017

Head Coach: LaVall Jordan

Record: 11-24; 4-14 Horizon League

Home Arena: UWM Panther Arena

11/11	MSOE	W	88-58
11/16	at Memphis	L	54-68
11/20	at DePaul	L	59-77
11/25	vs. ETSU #	L	62-86
11/26	vs. UC Irvine #	W	54-37
11/27	vs. South Dakota State #	L	58-81
11/30	Jacksonville	W	72-67
12/3	at Montana	L	69-75
12/5	at Montana State	W	83-78
12/10	at Loyola	L	56-72
12/14	at Ohio	L	69-71
12/17	Western Illinois (K)	L	59-75
12/19	Belmont	L	56-62
12/29	at Youngstown State*	L OT2	87-88
12/31	at Cleveland State*	L	53-62
1/6	at Green Bay*	L	74-80
1/12	Northern Kentucky*	W	68-58
1/14	Wright State*	L	67-70
1/17	at UIC*	L	57-71
1/20	Cleveland State*	W	63-62
1/22	Youngstown State*	W OT	94-85
1/27	at Detroit*	W OT	73-69
1/29	at Oakland*	L OT	70-79
2/2	Valparaiso*	L	53-71
2/4	UIC*	L OT	100-105
2/9	at Wright State*	L	65-76
2/11	at Northern Kentucky*	L	63-69
2/18	Green Bay*	L	56-80
2/21	at Valparaiso*	L	61-67
2/24	Detroit* (K)	L	74-81
2/26	Oakland* (K)	L	75-86
3/3	vs. Detroit \$	W	85-60
3/4	vs. Valparaiso \$	W	43-41
3/6	vs. UIC \$	W	74-68
3/7	vs. Northern Kentucky \$	L	53-59

* - Horizon League game; (K) - Klotsche Center
- Sanford Pentagon Showcase (Sioux Falls, SD)
\$ - Horizon League Tournament (Detroit, Mich.)

2015-2016

Head Coach: Rob Jeter

Record: 20-13; 10-8 Horizon League

Home Arena: UWM Panther Arena

11/13	vs. Denver &	W	71-58
11/14	vs. Lipscomb &	W	71-65
11/15	at Santa Clara &	W	71-65
11/17	at #18 Notre Dame	L	78-86
11/20	Trinity International	W	85-61
11/23	vs. Murray State #	L	63-66
11/24	vs. Duquesne #	L OT	92-96
11/25	vs. Central Michigan #	W	84-78

12/3	SIUE	W	64-51
12/9	at Wisconsin	W	68-67
12/13	Judson (K)	W	125-74
12/17	South Dakota	L OT2	91-92
12/23	at Minnesota	W	74-65
1/2	Wright State*	L OT	82-84
1/4	Northern Kentucky*	W	76-67
1/7	at Youngstown State*	W	81-65
1/9	at Cleveland State*	W	65-62
1/14	at Valparaiso*	L	56-68
1/16	at UIC*	W	87-62
1/23	Detroit Mercy*	W	83-80
1/25	Oakland*	L	79-82
1/29	Green Bay*	W	95-94
2/4	at Wright State*	L	83-84
2/6	at Northern Kentucky*	L	71-75
2/11	at Oakland*	W	93-85
2/13	at Detroit Mercy*	L	66-80
2/15	at Green Bay*	L	68-70
2/20	Cleveland State*	W	88-54
2/22	Youngstown State*	W	87-51
2/26	Valparaiso*	L OT	76-80
2/28	UIC*	W	98-85
3/5	Northern Kentucky \$	W	86-69
3/6	Green Bay \$	L	61-70

* - Horizon League game; (K) - Klotsche Center

& - Cable Car Classic (Santa Clara, Calif.)

- Gulf Coast Showcase (Estero, Fla.)

\$ - Horizon League Tournament (Detroit, Mich.)

2014-2015

Head Coach: Rob Jeter

Record: 14-16; 9-7 Horizon League

Home Arena: U.S. Cellular Arena

11/14	at Auburn	L	73-83
11/17	Minnesota-Crookston	W	75-54
11/19	IUPUI	L	68-70
11/21	at Oklahoma State	L	68-82
11/24	vs. Louisiana-LaFayette &	W	56-52
11/26	vs. Oral Roberts &	L	66-69
11/29	Concordia-St. Paul	W	64-59
12/3	UMKC	W	65-56
12/7	at DePaul	L	61-83
12/10	#5/#6 Wisconsin	L	54-93
12/14	Montana (K)	W	73-58
12/20	at SIUE	L	56-61
12/22	at Arkansas	L	54-84
12/28	at South Dakota	L	60-84
1/2	at Cleveland State*	L	57-84
1/4	at Detroit Mercy*	L	67-83
1/9	Green Bay*	L	63-79
1/14	Youngstown State*	W	77-62
1/20	Wright State*	W	67-41
1/22	at Oakland*	L	53-66
1/26	at Valparaiso*	L	48-73

1/29	UIC*	W	71-65
1/31	Detroit Mercy*	W	78-74
2/5	at Green Bay*	L	70-81
2/10	Oakland*	W	84-67
2/15	Valparaiso*	L	55-62
2/19	at UIC*	W	71-60
2/22	Cleveland State*	W	66-60
2/26	at Wright State*	W	61-58
2/28	at Youngstown State*	W	82-74

* - Horizon League game; (K) - Klotsche Center

& - MGM Grand Main Event (Las Vegas, Nev.)

2013-2014

Head Coach: Rob Jeter

Record: 21-14; 7-9 Horizon League

Home Arena: U.S. Cellular Arena

11/8	at Loyola Chicago	L	72-76
11/11	at Davidson	W	81-77
11/15	vs. San Jose State &	W	64-61
11/16	vs. James Madison &	W	77-66
11/17	at Northern Illinois &	W	82-69
11/19	DePaul	L	71-80
11/23	at Tennessee Tech	W	70-63
11/26	Judson	W	89-56
11/30	at UMKC	W	84-79
12/3	Northern Iowa	W	83-72
12/7	Bradley (K)	W	73-67
12/11	at #4/#6 Wisconsin	L	52-78
12/21	vs. Northeastern #	L	59-62
12/22	vs. Alabama State #	W	67-54
1/2	Youngstown State*	W	82-76
1/4	Cleveland State*	L	49-77
1/8	at Oakland*	W	84-75
1/12	Green Bay*	L OT	86-93
1/16	at UIC*	W	67-63
1/18	at Valparaiso*	L	62-75
1/21	at Wright State*	L	57-73
1/24	Detroit Mercy*	L	54-73
1/30	Wright State* (K)	W	68-64
2/2	Oakland* (K)	W	86-64
2/8	at Green Bay*	W	73-63
2/15	Valparaiso*	L	62-77
2/20	at Youngstown State*	L OT	83-88
2/22	at Cleveland State*	L	50-74
2/25	UIC*	L	58-80
2/27	at Detroit Mercy*	W	68-62
3/4	Detroit Mercy \$	W	83-73
3/7	vs. Valparaiso \$	W	74-57
3/8	at Green Bay \$	W OT	73-66
3/11	at Wright State \$	W	69-63
3/20	vs. #6/#7 Villanova %	L	53-73

* - Horizon League game; (K) - Klotsche Center

& - NIU Invitational (DeKalb, Ill.)

\$ - Horizon League Tournament (Milwaukee, Wis.)

% - Westin Holiday Classic (New Orleans, La.)

% - NCAA Tournament (Buffalo, N.Y.)

2012-2013

Head Coach: Rob Jeter

Record: 8-24; 3-13 Horizon League

Home Arena: Klotsche Center

11/9	Mary (ND)	W	76-46
11/11	at South Carolina %	L OT	75-82
11/17	Davidson	W	73-68
11/19	at UALR &	L	43-59
11/24	vs. Jacksonville #	L	66-71
11/25	vs. Rider #	L	60-74
12/1	at Northern Iowa	L	61-72
12/5	Buffalo	L	52-72
12/7	Northern Illinois	W OT	80-73
12/9	at DePaul	L	50-84
12/12	at Fairfield	L	46-62
12/15	Tennessee Tech	L	58-69
12/22	at Wisconsin	L	53-74
12/29	Ohio Dominican	W	95-80
1/3	at Detroit Mercy*	L	59-74
1/5	at Wright State*	L	51-53
1/12	Valparaiso*	L	52-76
1/17	Cleveland State*	W	69-57
1/19	Youngstown State*	L	72-75
1/23	at UIC*	L	50-60
1/25	Green Bay*	L	54-74
1/30	at Loyola Chicago*	L	65-76
2/1	at Valparaiso*	L	40-71
2/7	Detroit Mercy*	L	74-82
2/9	Wright State*	L	49-64
2/12	Loyola Chicago*	W	71-53
2/15	at Youngstown State*	L	80-94
2/17	at Cleveland State*	L	67-88
2/20	UIC*	W	64-53
2/23	at IUPUI	W OT2	95-88
2/26	at Green Bay*	L	61-78
3/5	at Green Bay \$	L	46-62

* - Horizon League game

% - Hoops For Hope Classic (Columbia, SC)

& - Hoops For Hope Classic (Little Rock, Ark.)

- Hoops For Hope Classic (Puerto Vallarta, Mex.)

\$ - Horizon League Tournament (Green Bay, Wis.)

2011-2012

Head Coach: Rob Jeter

Record: 20-14; 11-7 Horizon

Home Arena: U.S. Cellular Arena

11/12	SW Minnesota St.	W	71-65
11/14	at Northern Illinois	W	59-57
11/18	IUPUI	W	62-49
11/20	Texas Southern	W	73-38
11/23	at Michigan State	L	55-68
11/26	at UALR	W	59-54
12/1	Loyola Chicago*	W	59-41

12/3	UIC*	W OT	73-71
12/5	at DePaul	W	87-76
12/10	at Northern Iowa	L	51-67
12/13	Wisconsin	L	54-60
12/17	Omaha (K)	W	86-50
12/22	at Marquette	L	50-64
12/29	at Valparaiso*	W	57-55
12/31	at Butler*	L	50-54
1/3	at Western Michigan	L	61-72
1/7	Green Bay*	W	64-63
1/12	Wright State*	W	58-38
1/14	Detroit Mercy*	W	84-74
1/20	at Youngstown State*	L	66-68
1/22	at Cleveland State*	L	57-83
1/26	Butler*	W	53-42
1/28	Valparaiso*	L	52-55
1/31	Youngstown State*	L	65-73
2/4	at Green Bay*	W	81-75
2/10	at Detroit*	L	57-58
2/12	at Wright State*	L	46-70
2/14	Cleveland State*	W	86-84
2/18	Fairfield	W	67-63
2/23	at UIC*	W	72-61
2/25	at Loyola Chicago*	W	78-69
2/28	UIC (K) \$	W	68-55
3/2	vs. Butler %	L	49-71
3/13	at TCU &	L	73-83
* - Horizon League game; (K) - Klotsche Center			
\$ - Horizon League Tournament (Milwaukee, Wis.)			
% - Horizon League Tournament (Valparaiso, Ind.)			
& - College Basketball Invitational (Ft. Worth, Tex.)			

2010-2011

Head Coach: Rob Jeter

Record: 19-14; 13-5 Horizon

Home Arena: U.S. Cellular Arena

11/12	at Portland &	L	60-80
11/13	vs. Florida Atlantic &	L	76-85
11/14	vs. UC Davis &	W	73-62
11/17	at Niagara	W	90-73
11/20	Northern Iowa	W	65-63
11/23	Western Michigan (K)	L	55-67
11/27	Marquette	L	72-75
12/2	Youngstown State*	W	76-67
12/4	Cleveland State*	L	59-82
12/8	at Wisconsin	L	40-61
12/11	at South Dakota State	W	82-70
12/14	at DePaul	L	47-61
12/18	Bowling Green	W	72-69
12/30	at Wright State*	L	44-68
1/1	at Detroit Mercy*	W OT	84-81
1/3	Butler*	W	76-52
1/8	at Green Bay*	L	64-69
1/13	UIC*	W	87-75
1/15	Loyola Chicago*	L	65-71

1/21	at Valparaiso*	L	43-60
1/23	at Butler*	W OT	86-80
1/28	Detroit Mercy*	W	72-67
1/30	Wright State*	W	54-53
2/5	Green Bay*	W	88-75
2/10	at Loyola Chicago*	W	66-57
2/12	at UIC*	W	70-59
2/16	Valparaiso*	W	79-76
2/19	at Buffalo	L	65-80
2/24	at Cleveland State*	W	87-83
2/26	at Youngstown State*	W OT	94-87
3/5	Valparaiso \$	W	70-63
3/8	Butler \$	L	44-59
3/16	at Northwestern %	L	61-70
* - Horizon League game; (K) - Klotsche Center			
& - Athletes In Action Classic (Portland, Ore.)			
\$ - Horizon League Tournament (Milwaukee, Wis.)			
% - National Invitation Tournament (Evanston, Ill.)			

2009-2010

Head Coach: Rob Jeter

Record: 20-14; 10-8 Horizon

Home Arena: U.S. Cellular Arena

11/13	Concordia-St. Paul	W	89-73
11/16	vs. Western Kentucky #	L	65-69
11/17	vs. Indiana State #	L	63-76
11/21	Hillsdale	W	62-54
11/23	vs. Texas State @	W	96-77
11/24	vs. Colgate @	W	69-60
11/28	at Bowling Green	W OT	90-83
12/3	UIC*	W	57-52
12/5	Loyola Chicago*	L	64-69
12/8	at Marquette	L	51-71
12/12	at North Dakota State	W	84-73
12/19	Miami (Ohio)	W	68-61
12/23	at Wisconsin	L	58-68
12/31	at Valparaiso*	L	54-55
1/2	at Butler*	L	67-80
1/5	at SIUE	W	83-73
1/9	Green Bay*	W	71-51
1/14	Detroit Mercy*	L	65-81
1/16	Wright State*	W OT	67-61
1/22	at Youngstown State*	W	69-59
1/24	at Cleveland State*	L	72-73
1/29	Valparaiso*	W	85-82
1/31	Butler*	L	66-73
2/6	at Green Bay*	L	54-61
2/11	at Wright State*	L	63-68
2/13	at Detroit Mercy*	W	71-60
2/15	Youngstown State*	W	64-62
2/18	Cleveland State*	W	69-59
2/20	Niagara	L	79-85
2/25	at Loyola Chicago*	W	63-61
2/27	at UIC*	W	78-74
3/2	UIC \$	W	73-67

3/5	vs. Cleveland State %	W	82-75
3/6	at Butler %	L	59-68

* - Horizon League game

- NIT Season Tipoff (Baton Rouge, La.)

@ - NIT Season Tipoff (Fort Worth, Tex.)

\$ - Horizon League Tournament (Milwaukee, Wis.)

% - Horizon League Tournament (Indianapolis, Ind.)

2008-2009

Head Coach: Rob Jeter

Record: 17-14; 11-7 Horizon

Home Arena: U.S. Cellular Arena

11/14	vs. Loyola Marymount #	W	75-51
11/15	vs. Cal Davis #	W	81-75
11/16	at Iowa State #	L	61-79
11/19	Upper Iowa	W	87-59
11/22	at Marquette	L	80-100
11/25	Ball State	L	69-82
11/29	at Wisconsin	L	46-67
12/4	Detroit Mercy*	W	71-62
12/6	Wright State*	W	66-59
12/11	at Miami (Ohio)	L	45-69
12/20	Bradley	W	86-74
12/30	at UIC*	W	71-66
1/3	at Loyola Chicago*	W	80-66
1/5	Valparaiso*	W	61-47
1/9	Green Bay*	L OT	75-77
1/12	SIUE	W	70-59
1/15	Youngstown State*	W	69-50
1/17	Cleveland State*	W	77-75
1/22	at Valparaiso*	L	51-63
1/24	at Butler*	L	48-78
1/28	Loyola Chicago*	W	72-58
1/31	UIC*	W	63-62
2/7	at Green Bay*	L	68-72
2/12	at Cleveland State*	L	61-70
2/14	at Youngstown State*	L	68-70
2/18	Butler*	W	63-60
2/21	North Dakota State	L	69-77
2/26	at Wright State*	L	60-70
2/28	at Detroit Mercy*	W	68-63
3/3	Loyola \$	W	77-68
3/6	vs. Wright State %	L	70-80

* - Horizon League game

- WorldVision Classic (Ames, Iowa)

\$ - Horizon League Tournament (Milwaukee, Wis.)

% - Horizon League Tournament (Indianapolis, Ind.)

2007-2008

Head Coach: Rob Jeter

Record: 14-16; 9-9 Horizon

Home Arena: U.S. Cellular Arena

11/9	Upper Iowa	W	78-53
11/14	at Ball State	W OT	81-74
11/18	Northern Iowa	L	66-73

11/20	South Dakota State	W	89-80
11/24	Drake	L	59-80
11/27	Sam Houston State	L	77-81
11/30	at Marquette	L	65-100
12/6	at UIC*	L	73-91
12/8	at Loyola Chicago*	L OT	68-73
12/12	Wisconsin	L	39-61
12/19	Central Michigan	W	74-71
12/29	at Wyoming	W	80-66
1/3	Wright State*	W	75-64
1/5	Detroit Mercy*	W	55-53
1/7	at Youngstown State*	W	61-39
1/10	at Valparaiso*	W	71-69
1/12	at Butler*	L	56-72
1/19	at Green Bay*	W	65-61
1/24	Youngstown State*	W	76-69
1/26	Cleveland State*	W	79-71
1/31	at Detroit Mercy*	L	61-72
2/2	at Wright State*	L	51-53
2/12	Butler*	L OT	75-83
2/16	Green Bay*	W	66-56
2/20	at Cleveland State*	L	64-74
2/23	at Bradley	L	72-84
2/25	Valparaiso*	L	57-66
2/28	Loyola Chicago*	W	68-53
3/1	UIC*	L	55-63
3/4	Loyola Chicago \$	L	51-57

* - Horizon League game

\$ - Horizon League Tournament (Milwaukee, Wis.)

2006-2007

Head Coach: Rob Jeter

Record: 9-22; 6-10 Horizon

Home Arena: U.S. Cellular Arena

11/10	Radford &	W	72-60
11/11	Washington State &	L	54-74
11/12	UAB &	L	60-75
11/15	at Michigan #	L	59-66
11/19	at Northern Iowa	L	58-69
11/22	South Dakota State	W	75-58
11/26	Tennessee Tech	L	68-78
11/29	at Central Michigan	L	61-76
12/2	at Oakland	L	70-76
12/6	at Missouri State	L	60-79
12/10	Youngstown State*	L	65-68
12/13	at Wisconsin	L	49-68
12/22	at Sam Houston State	L	73-89
12/27	Wyoming	W	75-73
12/30	Butler*	L	50-55
1/4	Detroit Mercy*	W OT	65-64
1/6	at Loyola Chicago*	L	74-87
1/11	at Cleveland State*	W	60-48
1/13	at Youngstown State*	L	63-81
1/17	UIC*	W	76-65
1/21	Wright State*	W	73-69

1/25	at Detroit Mercy*	L OT	84-91
1/27	Green Bay*	L	67-73
1/29	Cleveland State*	W OT	57-56
2/3	at Butler*	L	47-66
2/5	at Wright State*	L	50-76
2/14	Loyola Chicago*	L	56-66
2/17	at Drake	L	76-84
2/21	at UIC*	L	59-72
2/24	at Green Bay*	W	74-73
2/27	at UIC \$	L	77-83

* - Horizon League game

& - John Thompson Classic (Milwaukee, Wis.)

- John Thompson Classic (Ann Arbor, Mich.)

\$ - Horizon League Tournament (Chicago, Ill.)

2005-2006

Head Coach: Rob Jeter

Record: 22-9; 12-4 Horizon

Home Arena: U.S. Cellular Arena

11/15	at Memphis %	L	52-79
11/21	Upper Iowa	W	93-64
11/28	at Tennessee Tech	L	67-72
12/3	Saint Louis	W	82-71
12/6	at South Dakota State	W	76-51
12/10	Hawai'i	W	58-52
12/15	at Wisconsin	L	68-74
12/17	Green Bay*	W	80-60
12/21	Oakland	W	83-60
12/27	at Wyoming	W	84-69
12/30	at Montana	W	78-74
1/2	Cleveland State*	W	75-68
1/5	at UIC*	W	68-45
1/7	Butler*	W	64-59
1/11	Loyola Chicago*	W	78-75
1/14	at Green Bay*	L	77-84
1/18	at Detroit Mercy*	W	72-71
1/21	Wright State*	W	61-54
1/26	at Youngstown State*	W	78-70
1/30	at Loyola Chicago*	W	68-57
2/2	at Wright State*	L	54-59
2/4	at Butler*	L OT	60-63
2/9	Youngstown State*	W	98-57
2/11	at Cleveland State*	W	86-57
2/15	UIC*	L OT	86-94
2/18	Missouri State	L	63-72
2/21	Detroit Mercy*	W	76-57
3/4	Loyola Chicago &	W	80-66
3/7	Butler &	W	87-71
3/16	vs. Oklahoma \$	W	82-74
3/18	vs. Florida \$	L	60-82

* - Horizon League game

% - Preseason NIT

& - Horizon League Tournament (Milwaukee, Wis.)

\$ - NCAA Tournament (Jacksonville, Fla.)

2004-2005

Head Coach: Bruce Pearl

Record: 26-6; 14-2 Horizon

Home Arena: U.S. Cellular Arena

11/20	Prairie View A&M	W	117-55
11/23	Parkside	W	87-50
11/28	Air Force	W	50-45
12/1	South Dakota State	W	89-54
12/4	at UIC*	W	75-67
12/7	at Saint Louis	W	57-47
12/11	at Valparaiso	L	71-72
12/15	at Wisconsin	L	37-66
12/22	vs. Kansas %	L	62-73
12/30	at Manhattan	W OT	88-78
1/3	Detroit Mercy*	L	68-76
1/6	at Butler*	W OT	71-68
1/8	Loyola Chicago*	W	73-56
1/12	at Youngstown State*	W	65-42
1/15	Green Bay*	W	86-56
1/17	Wright State*	W	71-66
1/20	Cleveland State*	W	85-65
1/22	at Detroit Mercy*	W	61-48
1/26	at Purdue	W	73-68
1/29	at Green Bay*	L	72-76
2/2	at Wright State	W	79-70
2/5	UIC*	W	85-75
2/10	at Loyola Chicago*	W	74-67
2/12	Youngstown State*	W	90-67
2/16	Butler*	W	64-53
2/19	at Hawai'i	W	87-81
2/26	at Cleveland State*	W	81-59
3/5	Loyola Chicago &	W	94-76
3/8	Detroit &	W	59-58
3/17	vs. Alabama \$	W	83-73
3/19	vs. Boston College \$	W	83-75
3/24	vs. Illinois #	L	63-77

* - Horizon League game

% - Played at Kemper Arena (Kansas City, Mo.)

& - Horizon League Tournament (Milwaukee, Wis.)

\$ - NCAA Tournament (Cleveland, Ohio)

- NCAA Tournament (Rosemont, Ill.)

2003-2004

Head Coach: Bruce Pearl

Record: 20-11; 13-3 Horizon

Home Arena: U.S. Cellular Arena

11/22	Montana	W	95-83
11/25	Concordia-St. Paul (K)	W	90-62
11/29	Southern Illinois	L	77-81
12/3	at Prairie View A&M	W	87-70
12/7	at North Carolina State	L	71-77
12/10	at Valparaiso	W	86-82
12/13	at Wisconsin	L	71-89
12/23	UIC*	W	78-62
12/29	at Santa Clara ^	L	64-66

12/30	vs. Idaho State ^	W	85-70
1/2	at Air Force	L	49-71
1/5	Detroit Mercy*	W	82-74
1/8	Butler*	W	71-59
1/10	at Loyola Chicago*	W	97-87
1/15	Youngstown State* (K)	W	80-74
1/17	at Green Bay*	W	82-70
1/22	at Cleveland State*	W	78-64
1/24	at Detroit Mercy*	W	85-68
1/27	at Wright State*	W	68-54
1/31	Green Bay*	W	81-70
2/5	at UIC*	L	82-86
2/7	Wright State*	W	72-66
2/12	Loyola Chicago*	W	77-71
2/14	at Youngstown State*	L	84-85
2/17	at Butler*	L	75-58
2/21	Manhattan	L	76-83
2/28	Cleveland State* (K)	W	88-63
3/6	vs. Detroit Mercy #	W	58-50
3/9	UIC &	L	62-65
3/17	Rice \$	W	91-63
3/20	at Boise State \$	L	70-73

* - Horizon League game; (K) - Klotsche Center
 ^ - Cable Car Classic (Santa Clara, Calif.)
 # - Horizon League Tournament (Indianapolis, Ind.)
 & - Horizon League Tournament (Milwaukee, Wis.)
 \$ - National Invitation Tournament

2002-2003

Head Coach: Bruce Pearl

Record: 24-8; 13-3 Horizon

Home Arena: Klotsche Center

11/23	at Wisconsin	L	72-83
11/26	Mississippi Valley St.	W	77-75
11/28	vs. SEMO ^	L	75-89
11/30	vs. Indiana State ^	W	71-59
12/1	vs. Maine ^	W	79-63
12/6	vs. Florida Int'l &	W	61-48
12/7	at Missouri State &	W	86-77
12/11	Valparaiso	W	75-61
12/14	at Mississippi Valley State	W	83-75
12/17	Parkside	W	84-70
12/21	Loyola Chicago*	W	100-80
12/28	at Georgia	L	69-89
1/2	at Detroit Mercy*	W	73-72
1/4	at Cleveland State*	W	70-58
1/9	at UIC*	L	92-102
1/11	Youngstown State*	W	74-56
1/14	at Chicago State	W	81-73
1/18	at Green Bay*	L	68-79
1/23	Butler*	W	69-65
1/25	Wright State*	W	74-59
2/1	at Loyola Chicago*	W	92-91
2/6	Detroit Mercy*	W	61-50
2/8	Cleveland State*	W	86-69

2/10	Green Bay*	W	78-54
2/13	UIC*	W	81-78
2/15	at Youngstown State*	W	86-61
2/22	at Southern Illinois	L	64-66
2/27	at Wright State*	W	98-65
3/1	at Butler*	L	74-76
3/8	UIC #	W	75-73
3/11	Butler #	W	69-52
3/20	vs. Notre Dame &	L	69-70

* - Horizon League game
 ^ - University Hoops Classic (New Orleans, La.)
 & - Pizza Hut Classic (Springfield, Mo.)
 # - Horizon League Tournament (Milwaukee, Wis.)
 & - NCAA Tournament (Indianapolis, Ind.)

2001-2002

Head Coach: Bruce Pearl

Record: 16-13; 11-5 Horizon

Home Arena: Klotsche Center

11/17	Concordia-St. Paul	W	77-63
11/21	at Western Michigan	L	80-81
11/24	at Valparaiso	L	69-82
11/30	at Iowa State ^	L	62-71
12/1	vs. Omaha ^	W	87-68
12/4	Chicago State	W	84-47
12/7	at Louisville \$	L	75-90
12/8	vs. Virginia Tech \$	W OT	80-70
12/15	Western Michigan	L	51-59
12/22	Parkside	W	91-58
12/27	Wisconsin	L	79-81
12/30	at Colorado	L	87-93
1/2	at Youngstown State*	W	77-55
1/5	Green Bay*	W	63-51
1/10	Loyola Chicago*	L	87-91
1/12	UIC*	W	75-49
1/17	at Wright State*	W OT	86-80
1/19	at Butler*	W	73-72
1/24	Cleveland State*	W	78-69
1/26	Detroit Mercy*	W	66-48
1/30	Butler*	L	58-59
2/4	at Loyola Chicago*	W	80-70
2/7	at UIC*	L	71-73
2/9	Youngstown State*	W	96-76
2/14	Wright State*	W	94-68
2/21	at Cleveland State*	L	67-69
2/23	at Detroit Mercy*	L	61-94
2/25	at Green Bay*	W	76-66
3/2	vs. UIC #	L	63-75

* - Horizon League game
 ^ - Tribune Cyclone Challenge (Ames, Iowa)
 \$ - Jim Thorpe Classic (Louisville, Ky.)
 # - Horizon League Tournament (Cleveland, Ohio)

2000-2001

Head Coach: Bo Ryan

Record: 15-13; 7-7 MCC

Home Arena: Klotsche Center

11/19	at Iowa	L	79-83
11/21	Lipscomb	W	74-58
11/24	vs. Florida Atlantic ^	W	78-60
11/25	vs. Canisius ^	L	80-82
11/27	at Bethune-Cookman	W	73-63
11/29	Valparaiso	W	61-59
12/4	at Chicago State	W	72-55
12/6	at Illinois	L	44-85
12/16	at Wisconsin	L	47-55
12/23	San Diego	W	58-55
12/27	Mount Senario	W	100-21
12/30	Colorado	L OT	71-74
1/2	at San Diego	W	81-77
1/6	at Green Bay*	L	49-53
1/11	at UIC*	L OT4	106-112
1/14	at Loyola Chicago*	W OT2	94-93
1/18	Wright State*	W	56-43
1/20	Butler*	L	51-60
1/25	at Detroit Mercy*	L	51-54
1/27	at Cleveland State*	L	34-57
2/3	Green Bay*	W	79-57
2/8	Loyola Chicago*	W	67-65
2/10	UIC*	W	70-49
2/15	at Butler*	L OT	75-80
2/17	at Wright State*	L	60-75
2/22	Cleveland State*	W	86-68
2/24	Detroit Mercy*	W	80-69
3/3	at Wright State #	L	63-64

* - MCC Game
 ^ - Golden Panther Thanksgiving Shootout (Miami, Fla.)
 # - MCC Tournament (Dayton, Ohio)

1999-2000

Head Coach: Bo Ryan

Record: 15-14; 6-8 MCC

Home Arena: Klotsche Center

11/20	at Central Michigan	W	69-68
11/23	Wisconsin	L	49-69
11/27	at UMKC	W	70-68
12/3	vs. Troy State ^	W	80-61
12/4	at Ball State ^	L	58-71
12/6	Michigan Tech	W	86-52
12/8	at Iowa State	L	64-78
12/11	Farleigh Dickinson	W	76-59
12/14	Bethune-Cookman	W	84-76
12/27	at Cincinnati	L	60-93
12/30	at Utah	L	57-71
1/4	Stony Brook	W	83-48
1/8	at Green Bay*	L	65-67
1/13	UIC*	W	82-64
1/15	Loyola Chicago*	W	92-58

1/20	at Wright State*	L	60-67
1/22	at Butler*	L	64-72
1/27	Detroit Mercy*	W	64-59
1/29	Cleveland State*	L OT	105-109
2/5	Green Bay*	W	67-42
2/10	at Loyola Chicago*	L	77-79
2/12	at UIC*	L	75-81
2/15	Chicago State	W	79-61
2/17	Butler*	L	72-84
2/19	Wright State*	W	81-67
2/24	at Cleveland State*	W	70-67
2/26	at Detroit Mercy*	L	48-88
3/4	vs. Green Bay #	W	62-58
3/5	vs. Butler #	L	51-65

* - MCC Game

^ - Ball State Tournament (Muncie, Ind.)

- MCC Tournament (Chicago, Ill.)

1998-1999

Head Coach: Ric Cobb

Record: 8-19; 5-9 MCC

Home Arena: Klotsche Center

11/16	at Wisconsin	L	63-75
11/21	Central Michigan	W	73-67
11/24	at Western Michigan	L	65-74
11/28	at Stony Brook	W	74-60
12/1	at Indiana State	L	66-79
12/5	Sam Houston State	L	58-59
12/8	at Marquette	L	56-77
12/12	UMKC	L	68-88
12/14	at Northwestern	L	44-80
12/20	Tri-State	L	53-56
12/29	Trinity International	W	74-66
1/2	Detroit Mercy*	L	54-71
1/7	at Green Bay*	L	66-74
1/12	at Loyola Chicago*	W	78-59
1/14	at UIC*	W	52-50
1/21	Wright State*	W	69-65
1/23	Butler*	L	65-68
1/28	at Detroit Mercy*	L	53-78
1/30	at Cleveland State*	L	68-72
2/3	at Western Illinois	L	58-71
2/6	Green Bay*	W	59-57
2/11	Loyola Chicago*	L OT	68-76
2/13	UIC*	W	71-57
2/16	Cleveland State*	L	64-75
2/18	at Butler*	L	63-78
2/20	at Wright State*	L	69-71
2/27	vs. Green Bay #	L	66-72

* - MCC Game

- MCC Tournament (Chicago, Ill.)

1997-1998

Head Coach: Ric Cobb

Record: 3-24; 2-12 MCC

Home Arena: Wisconsin Center Arena

11/19	at Evansville	L	51-69
11/22	Western Illinois	W	62-57
11/26	at Toledo	L	35-70
11/29	Western Michigan	L	47-84
12/2	at NE Illinois	L	61-63
12/6	at Sam Houston State	L	67-69
12/9	Indiana State	L	62-74
12/14	at Marquette	L	56-69
12/22	at Fairleigh Dickinson	L	77-91
12/27	Utah	L	51-66
12/30	Texas-San Antonio	L	77-78
1/3	at Detroit Mercy*	L	56-83
1/5	at Cleveland State*	L	47-70
1/10	Green Bay*	L	51-68
1/15	UIC*	L	63-72
1/17	Loyola Chicago*	L	57-63
1/22	at Wright State*	W	70-62
1/24	at Butler*	L	66-74
1/29	Detroit Mercy*	L	68-83
1/31	Cleveland State*	W	81-78
2/2	at Green Bay*	L	72-80
2/9	Butler*	L	56-71
2/12	at Loyola Chicago*	L	67-71
2/14	at UIC*	L	68-92
2/18	at Wisconsin	L	58-65
2/21	Wright State*	L	65-75
2/28	vs. Detroit Mercy #	L	60-74

* - MCC Game

- MCC Tournament (Green Bay, Wis.)

1996-1997

Head Coach: Ric Cobb

Record: 8-20; 4-12 MCC

Home Arena: Wisconsin Center Arena

11/22	Minnesota-Morris (K)	W	76-62
11/24	at Marquette	L	55-82
11/26	Western Illinois	L	52-69
11/30	Stetson	W	68-56
12/4	at Western Illinois	L	58-70
12/7	at Valparaiso	L	46-71
12/10	at Wisconsin	L	41-61
12/12	NE Illinois	W	55-54
12/23	at Utah	L	63-77
12/30	at Texas-San Antonio	L	76-82
1/4	at Northern Illinois*	L	58-72
1/9	Detroit Mercy*	W	47-46
1/11	Cleveland State*	L	67-74
1/16	at Butler*	L	59-75
1/18	Wright State*	W	61-60
1/23	at UIC*	L	61-78
1/27	at Green Bay*	L	49-62

2/1	Loyola Chicago* (K)	L	60-78
2/3	Northern Illinois*	W	64-59
2/6	at Detroit Mercy*	L	52-67
2/8	at Cleveland State*	L	54-56
2/13	at Wright State*	L	55-75
2/15	Butler*	L	46-74
2/17	UIC*	W	55-54
2/22	at Loyola Chicago*	L	56-71
2/24	Green Bay*	L	46-62
2/28	at Wright State #	W	81-70
3/1	vs. Butler #	L	36-48

* - MCC Game

- MCC Tournament (Dayton, Ohio)

(K) - Klotsche Center

1995-1996

Head Coach: Ric Cobb

Record: 9-18; 5-11 MCC

Home Arena: MECCA Arena

11/24	Illinois Tech	W	101-63
11/26	at Marquette	L	74-91
11/28	at Iowa State	L	52-63
12/5	Western Illinois	W	69-67
12/7	NE Illinois	L	52-69
12/9	Valparaiso	L OT	77-82
12/14	at NE Illinois	L	73-74
12/23	at Wisconsin	L	63-94
12/28	at Stetson	W	73-57
1/4	Cleveland State*	W	73-55
1/8	Butler*	L	67-71
1/11	at Northern Illinois*	L	64-67
1/13	at Detroit Mercy*	L	59-76
1/18	Green Bay	L	54-67
1/20	Wright State*	L	71-74
1/25	at Loyola Chicago*	W	76-70
1/27	at UIC*	L	78-87
1/31	at Western Illinois	W	83-75
2/3	at Butler*	L	45-65
2/5	Detroit Mercy*	L	65-69
2/8	at Cleveland State*	W	97-84
2/15	Northern Illinois*	L OT2	90-100
2/17	UIC*	W	79-48
2/19	at Green Bay*	L	66-81
2/22	at Wright State*	L	75-99
2/26	Loyola Chicago*	W	61-58
3/2	vs. Northern Illinois #	L	78-80

* - MCC Game

- MCC Tournament (Dayton, Ohio)

1994-1995

Head Coach: Steve Antrim

Record: 3-24; 2-13 MCC

Home Arena: MECCA Arena

11/28	Parkside	L	79-80
12/2	at Marquette ^	L	59-101

12/3	vs. Siena ^	L	58-75
12/5	at NE Illinois	L	76-85
12/7	Western Illinois	L	76-89
12/10	SEMO	L	71-75
12/14	at Wisconsin	L	64-90
12/17	NE Illinois	W	74-69
12/27	at Dayton	L	70-84
12/31	at Western Illinois*	L	57-79
1/5	Butler*	L	48-64
1/7	Northern Illinois*	L	74-88
1/15	Green Bay*	L	58-79
1/19	at Loyola Chicago*	W	90-81
1/21	at UIC*	L	68-80
1/26	at Xavier*	L	76-96
1/28	Wright State*	L	74-76
1/30	Detroit Mercy*	L	59-69
2/2	at Butler*	L	75-85
2/4	at Northern Illinois*	L	61-89
2/9	Cleveland State*	L	64-87
2/16	Loyola Chicago*	W	74-56
2/18	UIC*	L	77-85
2/20	at Green Bay*	L	43-63
2/25	at LaSalle*	L	51-80
3/2	at SEMO	L OT	90-98
3/4	at Florida Atlantic	L	59-68

* - MCC Game

^ - Marquette Tournament (Milwaukee, Wis.)

1993-1994

Head Coach: Steve Antrim

Record: 10-17; 7-11 Mid-Continent

Home Arena: MECCA Arena

11/27	at Wisconsin	L	84-106
12/4	NE Illinois	L	66-81
12/6	Eastern Michigan	L OT	94-102
12/8	at Central Michigan	W	53-44
12/11	New Hampshire	W	72-70
12/31	at Fairfield	L	65-83
1/6	at NE Illinois	L	80-87
1/10	UIC*	L	72-87
1/13	Valparaiso*	L	65-73
1/15	at Cleveland State*	L	60-84
1/17	at Youngstown State*	W	83-71
1/19	Northern Illinois*	W	72-70
1/24	at Western Illinois*	W	74-67
1/26	Green Bay*	L	42-64
1/29	at Eastern Illinois*	L	50-52
2/1	at Wright State*	W	95-80
2/5	Cleveland State*	L	97-75
2/7	Youngstown State*	W	79-70
2/12	at Valparaiso*	L	53-62
2/14	at UIC*	L	66-83
2/19	Eastern Illinois*	W	70-59
2/21	Wright State*	L	87-89
2/24	at Green Bay*	W	58-55

2/26	at Northern Illinois*	L	52-77
2/28	Western Illinois*	L	62-77
3/2	Chicago State	W	83-45
3/5	at Marquette	L	51-73

* - Mid-Continent Conference Game

1992-1993

Head Coach: Steve Antrim

Record: 23-4

Home Arena: MECCA Arena

12/1	Western Michigan	W	84-75
12/3	NE Illinois	W	94-78
12/7	at Alcorn State	W	91-76
12/9	Parkside (K)	W	98-71
12/12	at Wisconsin	W	77-72
12/15	Northern Illinois	W	79-71
12/19	Western Illinois	W	92-71
12/23	at Western Michigan	W	74-63
12/26	at Utah	L	62-96
12/28	at Northern Illinois	W	82-57
12/31	Alcorn State	W	94-80
1/2	Fairfield	W	75-59
1/6	at Western Illinois	W	76-67
1/9	at New Hampshire	W	86-70
1/13	Green Bay	W OT	75-68
1/17	Cal State Northridge	W	78-65
1/23	Sacramento State	W	96-44
1/27	UMKC	W	73-57
1/30	at Chicago State	W	78-60
2/1	at UMKC	L	77-99
2/8	Chicago State	W	65-64
2/13	at NE Illinois	L OT	86-91
2/18	at Cal St. Northridge	W	75-74
2/20	at Southern Utah	L OT	80-81
2/24	Southern Utah(K)	W	66-56
2/27	at Sacramento State	W	78-76
3/3	at Green Bay	W	61-48

(K) - Klotsche Center

1991-1992

Head Coach: Steve Antrim

Record: 20-8

Home Arena: Klotsche Center

11/25	at Tenn.-Chattanooga	L	80-85
11/30	Parkside	W	91-69
12/5	Morehead State	W	94-90
12/7	C. Connecticut State	W	96-77
12/9	Maine	W	87-73
12/12	Montana State #	W	77-75
12/23	Oshkosh	W	105-77
12/27	at Montana State	W	70-67
12/30	at Utah	L	54-70
1/4	at UMKC	L	74-82
1/6	at SEMO	W	83-71
1/9	at Sacramento State	L OT	106-110

1/16	Western Illinois #	W	70-69
1/18	at Drake	W	47-46
1/25	UMKC	L	58-81
1/27	Cal St. Northridge #	W	90-71
1/30	at NE Illinois	W	84-61
2/1	at Youngstown State	W	72-62
2/6	Eastern Illinois	W	78-60
2/8	NE Illinois	W	89-56
2/11	Sacramento State	W	89-61
2/15	at Cal St. Northridge	L OT2	69-80
2/19	at Eastern Michigan	W	90-74
2/22	at Maine	L	59-61
2/26	SEMO #	L	64-80
2/29	Youngstown State #	W	71-55
3/7	Central Michigan	W	92-71

- at MECCA Arena

1990-1991

Head Coach: Steve Antrim

Record: 18-10

Home Arena: Klotsche Center

11/23	Illinois Tech	W	88-66
11/26	Tenn.-Chattanooga #	W	72-69
11/28	Utah #	L	78-80
12/3	at Illinois	L OT2	116-120
12/8	Southern Utah	L	80-89
12/12	at Eastern Illinois	L	59-67
12/15	Central Florida	W	86-84
12/17	Tennessee Tech #	W	82-73
12/29	UMKC	W	95-88
1/5	at Morehead State	L	61-73
1/9	at Central Michigan	L	44-59
1/12	at Wright State	L	79-84
1/14	at Youngstown State	W	74-72
1/17	Cal St. Northridge	W	78-63
1/19	at Chicago State	W	101-94
1/22	Eastern Michigan #	L	75-79
1/26	Western Michigan	W	88-85
1/31	at Central Florida	W	88-87
2/2	NE Illinois	W	112-72
2/7	Youngstown State	L	74-82
2/11	at Cal St. Northridge	W	95-77
2/14	at NE Illinois	W	91-66
2/16	at Nicholls State	W	74-66
2/19	at Southern Utah	L OT2	105-106
2/26	Chicago State #	W	86-77
2/28	Wright State	W	106-89
3/2	Florida Int'l	W	87-65
3/4	Nicholls State	W	99-72

at MECCA Arena

1989-1990

Head Coach: Steve Antrim

Record: 10-18

Home Arena: Klotsche Center

11/25	at Tennessee Tech	L	71-85
11/27	Northern Michigan	W	77-76
11/30	at Eastern Michigan	L	57-76
12/2	Indianapolis	L	76-80
12/4	Central State	W	73-65
12/9	Michigan Tech	L	70-78
12/15	Southwest Baptist	L OT2	80-85
12/16	Bemidji State	W	68-60
12/21	at Western Michigan	L	64-72
12/23	at Akron	L	56-83
12/29	Virginia Union	L	64-95
12/30	Ferris State	W	96-87
1/6	at SIUE	L	75-80
1/11	at Florida Int'l	W	64-62
1/17	at Colorado	L	74-92
1/18	at UMKC	L	80-93
1/22	Winona State	W	75-61
1/24	NE Illinois	L	78-79
1/27	SIUE	L	77-84
1/29	Illinois Tech	W	103-75
1/31	Platteville	L	60-78
2/3	at Parkside	L	66-71
2/5	at Northern Michigan	L	74-78
2/7	IUPUI	W	106-88
2/12	at Youngstown State	W	63-57
2/14	at NE Illinois	W	87-72
2/24	Parkside	L	56-62
2/26	Grand Valley State	L OT	80-92

1988-89

Head Coach: Steve Antrim

Record 24-7

Home Arena: Klotsche Center

11/19	Viterbo	W	66-54
11/22	Illinois Tech	W	84-73
11/30	Lake Superior State	W	84-70
12/2	North Central	W	105-95
12/6	at Mankato State	L	74-93
12/8	NE Illinois	W	105-77
12/10	Wayne State	W	83-71
12/14	at St. Cloud State	L OT	109-115
12/29	Grand Valley State ^	L	70-80
12/30	West Georgia ^	W	79-72
1/2	at Lake Superior St.	W	92-78
1/4	at Northern Michigan	L	68-70
1/7	at SIUE	L	74-84
1/16	at Indianapolis	W	93-92
1/21	SIUE	W	101-89
1/24	Lakeland	W	125-79
1/26	Parkside	W	79-69
1/28	IUPUI	W	99-88
1/30	Northern Michigan	W	86-79
2/3	at St. Norbert	W	85-83
2/6	at UMKC	W	72-67
2/11	at Parkside	W OT2	86-79

2/14	Carroll College	W	104-85
2/18	Quincy	W	111-62
2/20	Winona State	W	112-84
2/25	Eau Claire	W	82-81
2/28	at Wayne State	W	91-86
3/4	at Wright State	L	96-105
3/17	vs. Augustana (SD) #	W	99-95
3/18	at Northern Colorado #	W OT	89-88
3/23	vs. SE Missouri State &	L	84-93
^ - Rydell Classic Tournament			
#-NCAA Division II Regional (Greeley, Colo.)			
&-NCAA Division II Elite 8 (Springfield, Mass.)			

1987-1988

Head Coach: Steve Antrim

Record: 16-12

Home Arena: Klotsche Center

11/22	Ferris State	L	84-96
11/24	Oshkosh	L	68-76
11/28	at Eastern Michigan	L	67-71
12/2	St. Cloud State	L	78-81
12/4	North Dakota	W	77-70
12/5	Mankato State	L	59-67
12/7	at Ferris State	L	84-93
12/13	at Northern Michigan	W	79-78
12/15	at Eastern Illinois	L	79-94
12/21	IUPUI	W	90-75
12/28	vs. Abilene Christian ^	W	88-78
12/29	at Quincy ^	L	74-82
12/30	IPFW	L	61-77
1/4	at Rosary	W	71-70
1/6	at Lewis	W	84-82
1/14	at Quincy	L	60-78
1/16	at SIUE	L	64-83
1/23	La Crosse	W	73-59
1/28	at Eau Claire	L	59-64
1/30	Taylor (Ind.)	W	85-63
2/1	at Lakeland	W	114-62
2/5	St. Norbert	W	96-60
2/6	Stevens Point	W	87-74
2/13	at Parkside	W	72-70
2/15	Lewis	W	94-85
2/23	Parkside	W	95-76
2/27	SIUE	W	93-85
3/1	Northern Michigan	W	87-81
^ - Quincy Holiday Tournament (Quincy, Ill.)			

1986-1987

Head Coach: Ray Swetalla

Record: 8-20

Home Arena: Klotsche Center

11/21	vs. Huron (SD) ^	L	62-68
11/22	vs. Bemidji State ^	L	50-68
11/25	Mt. Senario	W	56-54
11/30	at St. Xavier (Ill.)	L	58-66

12/4	at NE Illinois	L	56-59
12/6	Roosevelt	W	67-64
12/8	North Central	W	66-62
12/13	at St. Norbert	W	61-52
12/16	MSOE	W	75-68
12/20	at Taylor (Ind.)	L	55-79
12/22	at IUPUI	L	66-72
12/29	at Illinois Tech	L	65-75
1/5	Rosary	L	64-66
1/7	Purdue-Calumet	L	56-69
1/10	Whitewater	L	57-75
1/14	St. Xavier	L	45-63
1/17	at Parkside	L	75-97
1/19	at Carroll	W	60-59
1/20	at Oshkosh	L	79-97
1/23	at La Crosse	L	73-77
1/26	Northern Michigan	L	68-73
1/31	at Stevens Point	L	36-68
2/4	at Concordia (Wis.)	L	60-70
2/7	at Northern Michigan	L	72-75
2/14	Mary College (ND)	W	62-57
2/17	Illinois Tech	W OT2	75-70
2/19	at Roosevelt	L	72-85
2/21	Parkside	L	68-85

^ - Eau Claire Tip-Off Tournament (Eau Claire, Wis.)

1985-1986

Head Coach: Ray Swetalla

Record: 10-17

Home Arena: Klotsche Center

11/22	at Stevens Point ^	L	42-58
11/23	vs. St. Norbert ^	L	59-60
11/26	Carroll	L	72-54*
12/4	at Whitewater	L	60-72
12/7	La Crosse	W	64-52
12/14	St. Norbert	L	69-81
12/18	at MSOE	W	85-60
12/21	at Platteville	L	56-71
12/27	vs. NE Illinois %	W	75-56
12/28	at North Park %	L	41-62
1/3	River Falls	W	69-61
1/6	vs. Stout \$	L	54-73
1/7	vs. Illinois Benedictine \$	L	69-79
1/13	at Parkside	L	71-80
1/15	at Beloit	L	48-59
1/22	St. Xavier (Ill.)	W	64-52
1/25	at Marian	W	78-54
1/28	NE Illinois	L	61-81
1/31	at Loras	L	56-64
2/3	Carthage	W	71-48
2/8	Concordia (Wis.)	W	87-69
2/11	at St. Xavier (Ill.)	L	56-58
2/15	at Cardinal Stritch	L	67-69
2/19	Parkside	L	73-84
2/21	Marian	W	88-51

2/25	Marian #	W	97-61
3/1	Eau Claire &	L	48-51
*Forfeit due to use of ineligible player			
^ - Tip-Off Tournament (Stevens Point, Wis.)			
% - North Park Holiday Tournament (Chicago, Ill.)			
\$ - St. Norbert Tournament (DePere, Wis.)			
# - WICA Tournament (Milwaukee, Wis.)			
& - NAIA District 14 Tournament (Eau Claire, Wis.)			

1984-1985

Head Coach: Ray Swetalla

Record: 9-17

Home Arena: Klotsche Center

11/16	at Marian *	W	88-77
11/17	vs. Eureka (Ill.) *	W	90-82
11/27	at St. Norbert	L	68-73
11/30	at Stevens Point ^	L	35-73
12/1	vs. St. John's (Minn.) ^	L	31-56
12/5	Whitewater	L	56-74
12/8	at Minnesota-Duluth	L	37-46
12/14	Beloit	L	49-51
12/18	at River Falls	L	56-73
12/21	at La Crosse	L	63-78
12/28	vs. NE Illinois \$	W	74-61
12/29	at North Park \$	L	63-67
1/4	at Carthage	W	53-46
1/7	Platteville	L	59-70
1/9	at Oshkosh	L	69-77
1/14	Superior	L	62-67
1/19	MSOE	W	89-51
1/25	at NE Illinois	L	64-68
1/29	at Roosevelt	W	67-55
2/2	Loras	L	40-45
2/6	at Parkside	L	43-79
2/13	at Concordia	L	63-65
2/16	St. Xavier (Ill.)	L	46-55
2/20	Roosevelt	W	87-61
2/23	Cardinal Stritch	W	66-61
2/26	Lakeland	W	76-74

* - Marian Tournament (Fond du Lac, Wis.)

^ - Stevens Point Tournament (Stevens Point, Wis.)

\$ - North Park Tournament (Chicago, Ill.)

1983-1984

Head Coach: Ray Swetalla

Record: 6-20

Home Arena: Klotsche Center

11/18	vs. Lakehead ^	L	48-65
11/19	vs. Upper Iowa ^	W	55-39
11/22	at Whitewater	L	40-77
11/26	Loras	L	34-46
11/30	at Stevens Point	L	28-80
12/3	St. Xavier (Ill.)	L	44-59
12/7	at Rosary	W	72-64
12/10	St. Norbert	L	52-71

12/15	La Crosse	L	41-82
12/19	Minnesota-Duluth	L	41-56
12/29	at North Park \$	L	45-65
12/30	vs. Ill. Benedictine \$	W	77-56
1/3	vs. Eau Claire #	L	47-60
1/4	vs. Lakeland #	L	70-72
1/7	Oshkosh	L	53-67
1/9	Carthage	L	40-41
1/14	Stevens Point	L	39-77
1/18	Roosevelt	W	69-48
1/23	Concordia (Wis.)	W	66-55
1/25	at Platteville	L	66-73
1/28	at Loras	L	45-58
2/1	at Roosevelt	L	55-59
2/7	Parkside	L	60-72
2/11	at St. Xavier (Ill.)	L	42-68
2/18	Rosary	W	56-54
2/23	at Lakeland	L	64-73

^ - Minnesota-Duluth Tournament (Duluth, Minn.)

\$ - North Park Holiday Tournament (Chicago, Ill.)

- Parkside Ranger Classic (Kenosha, Wis.)

1982-1983

Head Coach: Bob Voight

Record: 18-6

Home Arena: Klotsche Center

11/23	at Carthage	W	61-57
11/27	Whitewater	L OT	40-42
12/1	at Concordia	W	68-41
12/4	NE Illinois	W	82-65
12/7	Rosary	W	74-40
12/18	at La Crosse	L	53-62
12/23	Stevens Point	L	42-72
12/29	vs. St. Xavier (Ill.) ^	W	64-55
12/30	at North Park ^	L	55-67
1/3	at Superior	W	79-61
1/7	Colorado State	W	67-48
1/10	at St. Norbert	W	66-59
1/15	at Colorado	L	66-81
1/18	at Roosevelt	W	81-72
1/21	at NE Illinois	W	67-66
1/26	Platteville	W	78-66
1/29	at Colorado College	W	85-53
1/31	at Denver	L	57-62
2/9	at Rosary	W	78-68
2/12	at Oshkosh	W	60-58
2/15	Parkside	W	83-69
2/17	Roosevelt	W	82-77
2/19	at Lakeland	W	75-51
2/26	Lakeland	W	75-64

^ - North Park Holiday Tournament (Chicago, Ill.)

1981-1982

Head Coach: Bob Voight

Record: 20-6

Home Arena: Klotsche Center

11/28	Carthage	W	88-68
12/2	at Whitewater	W	81-61
12/5	Concordia (WI)	W	85-40
12/12	St. Norbert	W	77-66
12/19	NE Illinois	W	92-59
12/21	La Crosse	W	72-66
12/23	Superior	W	68-46
12/28	vs. Beloit ^	L OT	63-68
12/29	vs. St. Mary's (Minn.) ^	W	76-59
1/2	Oshkosh	W OT	85-73
1/6	River Falls	W	87-72
1/9	at NE Illinois	W	95-84
1/12	at Platteville	W	57-52
1/16	at River Falls	L	41-53
1/19	Roosevelt	W	80-71
1/30	at Stevens Point	L	64-85
2/2	Lakeland	W	83-80
2/5	Loras	W	89-80
2/6	at Milton	W	66-54
2/10	at Parkside	L	71-75
2/13	St. Scholastica	W	102-79
2/16	Beloit	W	69-59
2/22	at Roosevelt	L	76-78
2/24	at Grand Valley State	W	67-52
3/5	Augustana #	L	63-70
3/6	Beloit #	W	75-73

^ - Roosevelt Holiday Tournament (Chicago, Ill.)

- NCAA Division III Regional (Rock Island, Ill.)

1980-1981

Head Coach: Bob Voight

Record: 13-13

Home Arena: Klotsche Center

11/23	Charleston ^	W	62-55
11/24	West Virginia ^	W	77-69
11/28	Lewis	L	57-79
12/5	Denison \$	W	65-57
12/6	Case Western Reserve \$	W	74-61
12/15	at Parkside	L	67-83
12/19	Concordia (Wis.) %	W OT	82-81
12/20	vs. Whitewater %	L	67-68
12/22	Ferris State	W	79-73
12/27	Green Bay #	L	50-70
12/28	vs. Virginia Union #	L	71-74
1/5	at Superior	W	66-58
1/6	at River Falls	W	72-71
1/10	at Oshkosh	W	71-58
1/17	River Falls	W	71-58
1/20	Parkside	L	52-68
1/23	at Eau Claire	L	50-73
1/26	at Ferris State	L	41-72

1/28	at Lakeland	L	68-80
1/31	Northland	W	93-62
2/13	at Northland	L	78-83
2/14	at St. Scholastica	W	65-51
2/17	at Beloit	L	54-62
2/21	at Colorado College	W	54-52
2/23	Grand Valley State	L	49-55
2/26	Loras	L	64-70

^ - Charleston Tournament (Charleston, WV)

\$ - Case Western Reserve Tournament (Cleveland, Ohio)

% - Concordia Tournament (Mequon, Wis.)

- Green Bay Tournament (Green Bay, Wis.)

1979-1980

Head Coach: Bob Gottlieb

Record: 9-17

Home Arena: Klotsche Center

11/30	East Tennessee State ^	L	60-78
12/1	vs. Oklahoma State ^	L	67-83
12/8	Portland State	W	71-65
12/10	at Loyola	L	66-97
12/14	Eastern Michigan	L	71-73
12/21	Southern Illinois	L	68-85
12/29	Arkansas State	W	67-66
1/3	Stevens Point	W	56-55
1/5	at Valparaiso	W	63-62
1/7	Texas-Arlington	L	67-76
1/11	at Texas Southern	L	75-87
1/12	at McNeese State	L	52-63
1/16	Townson State	W	72-59
1/19	Oral Roberts	L	80-91
1/26	at Green Bay	L	53-57
1/30	at Evansville	L	70-86
2/2	Austin Peay	L	56-58
2/4	Akron	W	82-69
2/11	at Arkansas-Little Rock	L	61-72
2/13	at Arkansas State	L	73-77
2/16	Illinois State	L	73-87
2/18	at Butler	L	68-83
2/20	UIC	L	73-81
2/23	NE Illinois	W	100-84
2/25	Jackson State	W	71-70
2/29	at East Carolina	W OT	96-86

^ - Wisconsin Tournament (Madison, Wis.)

1978-1979

Head Coach: Bob Gottlieb

Record: 8-18

Home Arena: Klotsche Center

11/24	at Wisconsin	L	55-74
11/27	Belmont Abbey	W	99-74
12/2	Lewis	W	92-77
12/4	McNeese State	W	78-61
12/9	at Southern Illinois	L	63-97
12/16	Central Michigan	L	67-82

12/19	Arkansas-Little Rock	W	78-77
12/22	vs. Gonzaga ^	L	61-63
12/23	vs. Idaho ^	L	56-70
12/28	Texas Southern	W	58-52
1/3	Parkside	L	61-77
1/6	at Western Kentucky	L	66-89
1/8	UIC	W	84-73
1/13	Iona	L	75-88
1/15	Pan American	W OT	74-73
1/18	Howard	W	74-71
1/22	Evansville	L	67-73
1/27	at Jackson State	L	61-65
1/29	at Texas-Pan American	L	83-102
2/5	St. Louis	L	62-71
2/8	Jackson State	L	46-48
2/13	at Illinois State	L	65-82
2/17	Green Bay	L OT	57-58
2/21	St. Bonaventure	L	67-73
2/27	at Maine	L	63-89
3/3	at Oral Roberts	L	66-76

^ - Portland State Tournament (Portland, Ore.)

1977-1978

Head Coach: Bob Gottlieb

Record: 15-12

Home Arena: Klotsche Center

11/25	Lewis	W	77-67
11/26	Whitewater	W	72-70
12/1	at Wisconsin	L	66-72
12/3	Stevens Point	L	65-73
12/10	Western Kentucky #	W	73-70
12/12	UIC	W	86-77
12/19	Portland State	L	61-77
12/22	Tulsa	W	97-74
12/27	at Central Michigan	L	89-91
1/5	Buffalo	L OT	75-78
1/11	at St. Bonaventure	L OT	68-70
1/18	Houston Baptist	W	79-77
1/24	Maine	W	72-69
1/28	at Parkside	W	50-48
2/3	Northern Illinois	W	81-78
2/6	Northern Colorado	W	63-51
2/7	at St. Louis	L	64-65
2/9	Lakeland	W	94-72
2/11	at Iona	L	68-81
2/13	at Wright State	L	69-71
2/18	Samford	L	62-76
2/20	at Howard	W	74-68
2/21	at UNC-Wilmington	L	57-62
2/25	Missouri-St. Louis	W	106-85
2/27	UNC-Wilmington	L	60-66
3/2	Butler	W	69-65
3/4	Valparaiso	W	102-58

- at MECCA Arena

1976-1977

Head Coach: Bob Gottlieb

Record: 19-8

11/26	SW Texas State	W	80-64
11/27	Lewis	W	76-59
12/3	Loras	W	79-69
12/9	Gonzaga	W	80-62
12/13	Georgia SW	W	68-55
12/17	Whitewater	W	93-68
12/18	Howard	W	81-78
12/20	Oakland	W	91-67
12/22	at Northern Illinois	W	76-72
12/30	at Tulsa	L	71-82
1/3	at North Dakota	L	57-76
1/17	Wright State	W	75-66
1/20	Centenary	W	82-61
1/25	at Buffalo	L OT	76-77
1/26	at Valparaiso	L	61-70
1/29	at Virginia Tech	L	79-99
2/4	at Centenary	W OT	75-74
2/5	at Samford	W	61-56
2/10	Parkside	L	58-64
2/12	Robert Morris	W	88-56
2/15	Lakeland	W	99-78
2/20	Pan American	W	86-71
2/23	Minnesota-Duluth	W	70-60
2/26	at Robert Morris	W	84-77
2/28	at Pan American	L	68-82
3/2	at Houston Baptist	W	69-68
3/5	at Northern Michigan	L OT2	79-80

1975-1976

Head Coach: Bob Gottlieb

Record: 11-15

11/29	Lewis	W	94-66
12/1	at Wichita State	L	65-107
12/4	North Dakota	L	75-86
12/9	Whitewater	W	89-87
12/11	St. Norbert	W	79-77
12/13	Northern Iowa	L	66-67
12/19	New Orleans	L	62-65
12/20	Texas Southern	L	62-70
12/23	Shaw (Mich.)	W	79-70
12/27	St. Francis (Ind.)	W	101-77
12/30	at West Texas State	L	63-85
1/7	River Falls	W	77-63
1/10	at Wayne State	W	95-60
1/12	at Oakland	W	56-54
1/17	at Cincinnati	L	61-76
1/23	Parkside	L	81-95
1/24	Loras	W	77-70
1/28	Silver Lake	W	108-65
1/31	Northern Michigan	L	75-77
2/4	at Denver	L	88-105
2/6	at Air Force	L	44-76

2/14	SIUE	W OT	63-61
2/20	at Illinois State	L	82-106
2/25	at Jacksonville	L	53-58
3/4	at New Orleans	L	57-58
3/6	at Loyola	L	71-87

1974-1975

Head Coach: Bill Klucas

Record: 8-18

11/30	at Tennessee	L	65-85
12/2	at Oral Roberts	L	70-85
12/9	Eastern Illinois #	L	64-80
12/14	Wayne State #	W	95-67
12/18	Winona State #	W	74-65
12/21	Oshkosh #	L	88-99
12/29	Air Force #	L	61-65

1/2	West Texas State #	W	99-87
1/4	at Jacksonville	L	85-100
1/7	at Florida State	L	82-104
1/11	Oglethorpe #	W	83-75
1/15	Fairleigh Dickinson #	W	77-66
1/18	Eastern Michigan #	L	71-78
1/22	at Nebraska-Omaha	L	69-80
1/30	at Eastern Illinois	L	62-78
2/1	at Western Illinois	W	64-52
2/3	Nebraska-Omaha #	L	83-91
2/8	Lewis #	W	78-66
2/10	at Northern Michigan	W	65-53
2/13	at S. Mississippi	L	80-100
2/15	at Memphis State	L	69-81
2/18	Illinois State	L	62-100
2/20	at Cincinnati	L	71-96
2/22	at Bowling Green	L	55-58
3/1	at Marshall	L	56-62
3/3	Western Illinois #	L	64-73
# - at MECCA Arena			

1973-1974

Head Coach: Bill Klucas

Record: 14-12

12/1	at Memphis State	L	68-89
12/3	at Arkansas State	L	63-98
12/6	at Eastern Illinois	W OT	78-71
12/8	Rocky Mountain	W	84-66
12/10	St. Mary's (TX)	W	71-55
12/15	San Francisco State	W	73-46
12/22	at Wisconsin	L	46-73
12/27	at Mercer ^	L	67-73
12/28	vs. Florida State ^	L	82-84
12/29	at Oglethorpe	W	83-72
1/2	at Georgia Southern	L	75-76
1/7	Northern Illinois	W	71-60
1/10	at Fairleigh Dickinson	L	48-55
1/12	at Youngstown State	W OT	72-70
1/17	Missouri-St. Louis	W	78-60

1/19	Youngstown State	W	90-75
1/21	Ball State	L	63-79
1/29	at Parkside	L	59-73
2/2	Western Illinois	W	69-56
2/7	at Utah State	L	56-87
2/9	at Air Force	W	59-58
2/11	at Colorado State	L	72-98
2/16	at Illinois State	L	55-58
2/19	Oakland University	W	62-61
2/23	Indiana State	W	80-66
2/25	at Eastern Michigan	W	64-60
^ - Mercer Tournament (Macon, Ga.)			

1972-1973

Head Coach: Charles Parsley

Record: 18-8

11/27	at Ohio State	L	81-93
12/1	Missouri-Rolla	W	93-83
12/4	at Minnesota	L	60-79
12/7	at Bradley	W	74-72
12/9	at Brigham Young	L	83-101
12/11	South Dakota #	W	84-69
12/14	Western Illinois #	W	82-62
12/26	Long Island #	W	80-69
1/5	Racine-Dominican	W	101-85
1/8	Mercer #	W	79-60
1/11	at Missouri-Rolla	W	67-65
1/13	at Missouri-St. Louis	W	102-85
1/17	Manhattan #	W	81-77
1/23	UIC	W	94-74
1/27	at Ball State	W	96-87
1/30	Eastern Michigan	W	84-72
2/1	at Xavier	W	76-68
2/3	at Eastern Michigan	W	58-57
2/5	at Indiana State	L	63-81
2/8	St. Norbert #	W	84-55
2/10	at UIC	W	89-78
2/14	Eastern Illinois #	L	61-62
2/19	at Northern Illinois	L	87-104
2/23	at Western Illinois	L	63-79
2/27	Parkside	W	62-60
3/1	Northern Michigan	L	67-70
# - at MECCA Arena			

1971-1972

Head Coach: Charles Parsley

Record: 15-11

12/1	at St. Peter's (NJ)	W	81-80
12/4	at Southern Illinois	L	75-100
12/9	at SIUE	W	97-85
12/10	at Missouri-Rolla	L	60-81
12/13	Texas-El Paso #	L	41-57
12/23	at Ohio State	L	63-78
12/27	at Long Island	L	57-65
1/4	at Parkside	W	100-56

1/7	Missouri-Rolla	W	79-60
1/10	SIU-Carbondale #	W	88-77
1/17	Missouri-St. Louis #	L OT	87-88
1/20	at St. Norbert	W	100-57
1/22	Georgia Southern	W	90-87
1/25	UIC	W	108-70
1/28	Northern Michigan	W	106-77
1/31	at DePaul	L	79-80
2/2	at Xavier	L	62-82
2/5	Racine Dominican	W	88-65
2/7	Parkside #	W	94-69
2/14	St. Norbert	W	114-86
2/17	Creighton #	L	68-87
2/19	SIUE	W	83-71
2/22	at Northern Michigan	L	97-106
2/25	at UIC	W	128-74
2/28	at South Dakota	W	89-84
3/3	Oral Roberts	L	95-100
# at MECCA Arena			

1970-1971

Head Coach: Charles Parsley

Record: 13-10

12/5	at NE Missouri	L	61-88
12/7	New Orleans	L	88-99
12/11	Ripon	W	81-78
12/14	at Missouri-St. Louis	L	68-75
12/17	Long Beach State	L	52-77
12/19	South Alabama	W	74-59
12/21	Georgia SW	W	82-66
12/22	SIUE	W	104-96
1/4	Missouri-Rolla	W	58-54
1/6	St. Norbert	W	79-75
1/11	at Creighton	L	51-86
1/17	Green Bay	L	60-79
2/2	at Stetson	W	74-73
2/3	at Florida State	L	61-98
2/6	St. Norbert	W	71-67
2/9	at Marquette	L	56-98
2/11	at UIC	W	82-64
2/13	Parkside	W	84-59
2/16	at DePaul	L	66-81
2/18	at Green Bay	L	75-82
2/23	UIC	W	88-79
2/25	at SIUE	W	82-79
2/26	at Missouri-Rolla	W	74-72

1969-1970

Head Coach: Ray Krzoska

Record: 14-12

12/2	Mount St. Paul	W	100-77
12/4	Oklahoma City	L	73-81
12/6	at Marquette	L	58-86
12/10	at Ripon	W	78-73
12/13	at St. Joseph's	W	80-71

12/15	Monmouth	W	96-81
12/18	at UIC	W	88-79
12/20	Edinboro State	W	104-85
12/22	Oakland	W	112-92
12/29	North Central ^	W	68-55
12/30	UIC ^	L	70-72
1/5	St. Norbert	W	96-59
1/8	at Missouri-Rolla	L	70-78
1/10	at Missouri-St. Louis	L	75-94
1/26	at LSU-New Orleans	L	91-129
1/28	at South Alabama	L	77-84
1/29	at Samford	L	68-87
2/3	Lake Forest	W	75-74
2/5	at Creighton	L	65-102
2/7	Missouri-St. Louis	W	94-65
2/10	UIC	W	85-70
2/16	at DePaul	L	72-90
2/18	at St. Norbert	L	75-77
2/23	Missouri-Rolla	W	89-59
2/27	at Oakland	W	93-70
2/28	at Ferris State	L	95-107

^ - UWM Holiday Tournament (Milwaukee, Wis.)

1968-1969

Head Coach: Ray Krzoska

Record: 15-11

11/30	Eastern Illinois	W	79-78
12/2	at North Park	L	76-82
12/3	Northeast Missouri	W	84-68
12/4	at Carthage	L	76-78
12/7	at Iowa	L	80-116
12/10	Lake Forest	W	94-70
12/12	St. Norbert	W	83-80
12/14	at Dubuque	L	84-101
12/16	at UIC	W	89-84
12/19	Creighton	W	79-78
12/21	Western Illinois	W	117-69
12/27	at Monmouth	L	71-85
1/4	St. Joseph's (Ind.)	W	71-59
1/6	Dubuque	W	92-77
1/9	at St. Norbert	L	97-102
1/14	at Marquette	L	60-118
1/25	Ferris State	W	98-81
1/30	Carthage	L	83-84
2/6	Missouri-St. Louis	W	100-98
2/8	at DePaul	L	79-111
2/10	Loyola Marymount	W	73-60
2/12	at Eastern Illinois	L	54-95
2/18	UIC	W	83-72
2/22	at Missouri-St. Louis	L	106-127
2/24	at Western Illinois	W	80-72
2/26	Bellarmine	W	91-88

1967-1968

Head Coach: Ray Krzoska

Record: 16-11

12/2	North Park	W	91-86
12/5	at St. Joseph's (Ind.)	L	95-104
12/9	Western Ontario	W	107-56
12/11	Northland	W	92-62
12/13	Dubuque	W	102-87
12/16	at Creighton	L	81-109
12/18	Wittenberg	W	102-87
12/21	Monmouth	W	112-89
12/28	vs. Defiance ^	L	86-99
12/29	vs. Elmhurst ^	W	92-73
1/2	Northern Arizona	W	97-86
1/4	Quincy	W	101-80
1/6	at DePaul	L	69-82
1/9	at Eastern Michigan	L	86-109
1/13	at Northland	W	87-64
1/31	at Loyola Marymount	L	80-82
2/1	at Oklahoma City	L	99-127
2/3	at Missouri-St. Louis	L	81-87
2/6	Eastern Michigan	W	87-75
2/8	Washington (Mo.)	W	71-64
2/10	at St. Norbert	L	94-110
2/14	at Marquette	L	57-94
2/17	Missouri-St. Louis	W	98-75
2/22	Dominican-Racine	W	90-47
2/24	Whitewater	W	121-102
2/27	at Dubuque	L	62-72
3/2	St. Norbert	W	95-91

^ - Monmouth Tournament (Monmouth, Ill.)

1966-1967

Head Coach: Ray Krzoska

Record: 14-11

12/1	at St. Norbert	L	76-91
12/3	St. Joseph's (Ind.)	W	82-76
12/6	at Butler	L	86-97
12/8	St. John's (Minn.)	W	102-95
12/14	at Whitewater	L	76-82
12/16	at Dubuque	W	85-83
12/19	Illinois State	W	94-86
12/22	Western Illinois	W	84-71
12/30	Swedish Nationals #	L	83-98
1/3	at Northern Illinois	L	73-75
1/6	Western Ontario	W	100-74
1/7	at Wayne State	L	71-82
1/10	Illinois Tech	W	100-82
1/26	at Western Illinois	L	80-86
1/27	at Washington (Mo.)	W	75-69
1/31	Whitewater	W	99-66
2/4	Northern Illinois	L	75-79
2/9	Dominican-Racine	W	67-60
2/11	at Buffalo	L	77-88
2/13	St. Norbert	W	96-76

2/18	at Marquette	L	80-90
2/22	at DePaul	L	48-77
2/25	Wayne State	W	71-53
2/27	Dubuque	W	101-74
3/1	at Illinois State	W	77-69
# at MECCA Arena (exhibition game)			

1965-1966

Head Coach: Ray Krzoska

Record: 15-10

12/1	at Bradley	L	68-104
12/4	at Carroll	W	101-91
12/6	at Whitewater	W	85-78
12/8	North Dakota State	L	73-83
12/11	UIC	W	135-77
12/15	St. Norbert	W	102-98
12/21	vs. Lakeland ^	L	84-95
12/22	vs. Ripon ^	W	99-96
1/5	at Central Michigan	L	68-86
1/8	at Loras	L	72-94
1/11	Carroll	W	116-71
1/22	at Illinois State	L	89-97
1/26	Whitewater	W	78-55
1/29	Western Illinois	W	78-63
2/3	at Arizona State	L	86-96
2/4	vs. Southern Utah \$	W	100-84
2/6	at UNLV \$	L	67-68
2/7	at Weber State	L	94-104
2/12	Northern Illinois	W	106-84
2/16	at St. Norbert	W	84-82
2/21	at Marquette	L	64-82
2/24	Illinois Tech	W	98-80
2/26	Illinois State	W	100-80
3/1	Racine-Dominican	W	73-65
3/4	Central Michigan	W	81-80

^ - Oshkosh Tournament (Oshkosh, Wis.)

\$ - Las Vegas Tournament (Las Vegas, Nev.)

1964-1965

Head Coach: Ray Krzoska

Record: 9-14

12/2	Whitewater	W	81-76
12/3	at St. Norbert	L	104-109
12/5	Eastern Illinois	W	67-66
12/8	at Northern Illinois	L	80-92
12/11	at Carroll	L	74-81
12/17	Western Illinois	W	96-88
12/21	Central Michigan	W	86-74
1/4	Oshkosh	L	89-91
1/6	Loras	W	111-89
1/9	at Western Illinois	L	74-82
1/13	at Central Michigan	L	68-79
1/22	St. Mary's (Minn.)	L	78-80
1/23	at Illinois State	L	83-104
1/29	at Montana	L	62-96

1/30	Carroll (Mont.)	L	61-72
2/1	at North Dakota State	L	78-85
2/6	Wabash	W	104-79
2/9	at Whitewater	W	90-86
2/13	Illinois State	W	95-92
2/17	St. Norbert	L	83-87
2/20	at Wabash	L	63-65
2/25	at Marquette	L	65-79
2/27	Carroll	W	108-70

1963-1964

Head Coach: Ray Krzoska

Record: 3-18; 3-9 WSCC

12/3	St. Norbert	L	66-88
12/7	at Eastern Illinois	L	63-87
12/14	at Oshkosh*	L	66-103
12/17	Western Illinois	L	50-86
12/19	at Stevens Point*	L	64-80
12/21	Platteville*	W	89-88
12/30	Northern Illinois	L	54-66
1/2	Indiana State	L	69-77
1/4	at Marquette	L	67-98
1/8	at Loras	L	59-71
1/10	at River Falls*	L	58-71
1/11	at Superior*	L	86-100
1/14	Illinois State	L	66-72
1/29	at Illinois State	L	84-100
2/1	Whitewater*	L	73-92
2/3	Oshkosh*	L	80-82
2/8	at Platteville*	L	76-78
2/14	Stout*	W	79-76
2/15	Eau Claire*	W	94-48
2/22	Stevens Point	L	69-85
3/2	at Whitewater*	L	81-89

1962-1963

Head Coach: Russ Rebholz

Record: 4-17; 3-9 WSCC

12/1	at Illinois State	L	54-90
12/5	at St. Norbert	L	65-95
12/8	Stevens Point*	L	51-55
12/10	at Loyola	L	47-107
12/11	at Northern Illinois	L	44-95
12/15	Loras	W	79-47
12/20	at Whitewater*	L	61-64
12/27	Illinois State	L	72-74
1/3	at Indiana State	L	50-84
1/11	Superior*	W	74-54
1/12	River Falls*	W	68-66
1/15	at Western Illinois	L	65-85
1/26	at Platteville*	L	93-102
2/2	at Stevens Point*	L	67-81
2/9	at Marquette	L	54-101
2/12	Oshkosh*	L	60-62
2/15	at Stout*	L	67-82

2/16	at La Crosse*	L	65-72
2/23	Whitewater*	L	51-80
2/25	at Oshkosh*	L	56-86
3/2	Platteville*	W	77-60
* - WSCC game			

1961-1962

Head Coach: Russ Rebholz

Record: 4-17; 3-9 WSCC

12/1	Eastern Illinois	W	67-59
12/6	St. Norbert	L	67-76
12/9	Whitewater*	L	70-73
12/12	at Loras	L	88-89
12/16	at Oshkosh*	L	75-91
12/18	Platteville*	W	71-57
12/21	at Stevens Point*	L	82-94
12/23	at Wittenberg	L	43-91
12/27	at Marquette	L	50-93
1/2	Northern Illinois	L	71-91
1/6	Concordia	L	60-65
1/20	at Eau Claire*	L	82-88
1/22	at River Falls*	L	71-82
1/27	at Whitewater*	L	79-93
1/31	Concordia	L	70-88
2/3	Oshkosh*	L	79-90
2/9	Stout*	W	97-79
2/10	La Crosse*	W	77-76
2/17	at Platteville*	L	69-84
2/24	Stevens Point*	L	72-78
3/3	at Central Michigan	L	79-91
* - WSCC game			

1960-1961

Head Coach: Russ Rebholz

Record: 8-12; 5-7 WSCC

12/1	Milton	W	95-74
12/3	at Eastern Illinois	L	87-93
12/6	at Marquette	L	63-99
12/8	at St. Norbert	W	89-83
12/10	at Platteville*	L	96-126
12/14	Loras	W	88-84
12/17	Stevens Point*	W	87-72
12/27	at Ball State	L	78-94
1/3	at Northern Illinois	L	84-103
1/6	River Falls*	W	97-61
1/7	Eau Claire*	W	80-78
1/16	at Whitewater*	W	80-78
1/21	Oshkosh*	W	85-82
1/23	at Northern Michigan	L	73-115
1/28	at Stevens Point*	L	75-84
2/4	Platteville*	L	75-87
2/10	at La Crosse*	L	85-95
2/11	at Superior*	L	75-84
2/25	Whitewater*	L	67-88
2/27	at Oshkosh*	L	97-107

* - WSCC game

1959-1960

Head Coach: Russ Rebholz

Record: 18-4; 10-2 WSCC

12/1	at Milton	W	81-67
12/5	Eastern Illinois	W	101-77
12/11	St. Norbert	W	101-61
12/12	Northern Michigan	W	101-71
12/17	Whitewater*	W	90-74
12/19	Central Michigan	W	95-68
12/26	at Marquette	L	70-84
1/2	Ball State	W	91-72
1/6	at Loras	W	89-75
1/8	at Eau Claire*	W	81-59
1/9	at Stout*	W	80-59
1/16	at Oshkosh*	W	85-83
1/23	Platteville*	W	71-65
1/29	at Stevens Point*	W	75-61
2/6	at Whitewater*	L	55-70
2/12	La Crosse*	W	83-66
2/13	Superior*	W	86-83
2/20	Oshkosh*	W	87-80
2/27	at Platteville*	L	79-80
2/29	Stevens Point*	W	73-71
3/4	vs. Lincoln #	L	92-100
3/5	vs. Augustana #	W	109-82

* - WSCC game

- NCAA Small College Regional (Wheaton, Ill.)

1958-1959

Head Coach: Russ Rebholz

Record: 17-4; 11-2 WSCC

12/3	Milton	W	90-77
12/6	at Eastern Illinois	L	83-106
12/10	at St. Norbert	W	85-79
12/13	Oshkosh*	W	104-72
12/16	at Platteville*	L	77-99
12/19	La Crosse*	W	79-52
12/27	at Marquette	L	60-76
1/10	Stevens Point*	W	101-92
1/17	Stout*	W	92-84
1/24	Eau Claire*	W	101-100
1/26	at Michigan Tech	W	81-74
1/27	at Northern Michigan	W	87-81
1/31	at Whitewater*	W	83-72
2/2	at Oshkosh*	W	98-84
2/7	Platteville*	W	98-68
2/10	Beloit	W	103-53
2/13	at Superior*	W	87-85
2/14	at River Falls*	W	89-83
2/18	Loras	W	105-77
2/21	at Stevens Point*	L	43-50
3/2	Whitewater*	W	104-90

* - WSCC game

1957-1958

Head Coach: Russ Rebholz

Record: 13-7; 7-5 WSCC

12/3	at Loras	W	81-72
12/6	at Macalester	W	75-73
12/10	at Milton	W	72-59
12/12	St. Norbert	W	88-77
12/18	at Stevens Point*	L	90-91
12/20	Northern Michigan	W	102-72
1/4	St. Cloud Teachers	L	72-88
1/11	Whitewater*	W	95-67
1/17	at La Crosse*	L	90-94
1/20	at Stout*	L	78-93
1/25	at Oshkosh*	L	66-74
2/1	Platteville*	W	82-71
2/3	Stevens Point*	W	91-88
2/14	River Falls*	W	85-80
2/15	Superior	W	105-88
2/21	Michigan Tech	W	82-70
2/22	at Whitewater*	W	109-85
3/1	Oshkosh*	W	93-69
3/3	at Platteville	L	83-112

* - WSCC game

1956-1957

Head Coach: Russ Rebholz

Record: 12-7; 7-5 WSCC

11/30	Macalester	W	74-62
12/1	Northern Illinois	W	86-70
12/4	Milton	W	74-51
12/8	Loras	W	77-70
12/12	at St. Norbert	L	68-71
12/15	Whitewater*	W	87-80
12/18	Oshkosh*	W	80-65
12/21	Allen Bradley	L	83-91
1/4	at Michigan Tech	W	81-55
1/12	at Platteville	L	80-96
1/18	La Crosse*	W	99-70
1/19	Stout*	W	97-79
1/26	Stevens Point*	W	90-86
2/4	Whitewater*	W	94-86
2/9	at Oshkosh*	L	59-68
2/15	at Eau Claire*	L	90-95
2/16	at River Falls*	L	89-105
2/23	Platteville*	W	87-81
3/2	at Stevens Point*	L	72-84

* - WSCC game

1955-1956

Head Coach: Russ Rebholz

Record: 13-8; 7-5 WSCC

12/2	at Northern Illinois	L	82-88
12/3	Carroll	W	86-58
12/5	Milton	W	107-55
12/6	at DePaul	L	68-86

12/10	Platteville*	L	85-91
12/13	St. Norbert	W	84-82
12/17	at Stevens Point*	L	66-67
1/10	at Carroll	W	67-63
1/13	at Superior*	L	74-88
1/14	at La Crosse*	L	50-85
1/18	at Great Lakes Navy	W	115-66
1/21	Whitewater*	W	89-78
1/28	at Oshkosh*	W	90-78
1/30	at Platteville*	L	74-92
2/4	Stevens Point*	W	76-67
2/10	Eau Claire*	W	87-83
2/11	River Falls*	W	98-82
2/16	at St. Norbert	L	67-87
2/18	Michigan Tech	W	118-107
2/25	at Whitewater*	W	82-75
2/27	Oshkosh*	W	90-79

* - WSCC game

1955-1954

Head Coach: Russ Rebholz

Record: 11-10; 7-5 WSUC

11/30	at St. Norbert	L	65-77
12/1	at Michigan Tech	L	76-89
12/4	at Central Michigan	L	57-79
12/7	Milton	W	97-39
12/10	at Carroll	W	92-59
12/18	at Whitewater*	L	57-77
1/8	Oshkosh*	W	84-78
1/11	at Lawrence	L	52-68
1/14	Superior*	W	95-86
1/15	La Crosse*	W	101-77
1/18	St. Norbert	L	81-84
1/22	at Platteville*	L	70-82
1/29	Stevens Point*	W	94-70
2/5	Whitewater*	L	77-90
2/8	Carroll	W	97-76
2/11	at Stout*	W	93-87
2/12	at Eau Claire*	L	47-72
2/15	Lawrence	W	86-74
2/19	at Oshkosh*	W	84-79
2/26	Platteville	W	87-72
2/28	at Stevens Point*	L	59-83

* - WSCC game

1953-1954

Head Coach: Russ Rebholz

Record: 14-7; 9-3 WSUC

11/21	at Milton	W	71-46
11/24	St. Norbert	W	89-80
12/4	at De Paul	L	47-102
12/8	Concordia	W	68-61
12/12	at Oshkosh*	L	82-85
12/19	Platteville*	W	71-67
1/5	at Carroll	L	54-85

1/7	Milton	W	97-48
1/9	Stevens Point*	W	67-59
1/15	at River Falls*	W	95-78
1/16	at Superior*	W	67-61
1/23	at St. Norbert	L	63-73
1/26	Carroll	W	83-68
1/30	Whitewater*	W	73-54
2/1	Oshkosh*	W	96-74
2/6	at Platteville	L	68-113
2/12	Stout*	W	96-74
2/13	Eau Claire*	L	78-86
2/20	Stevens Point	W	82-62
2/27	at Lawrence	L	60-58
3/1	at Whitewater*	W	76-62

* - WSUC Game

1952-1953

Head Coach: Russ Rebholz

Record: 9-11; 6-6 WSUC

11/20	Milton	W	70-62
11/29	at Luther	L	69-80
12/5	Illinois Tech	L	59-76
12/6	at Central Michigan	L	49-68
12/13	Stevens Point*	L	67-78
1/10	at Whitewater*	W	79-60
1/12	at Illinois Tech	L	76-78
1/16	Superior*	W	66-61
1/17	River Falls*	W	92-77
1/24	Oshkosh*	W	78-65
1/27	at Carroll	L	58-65
1/31	at Platteville*	L	80-88
2/2	at Stevens Point*	L	79-82
2/3	Carroll	W	76-70
2/13	at Stout*	W	88-69
2/14	at La Crosse*	L	77-91
2/21	Whitewater*	W	75-51
2/27	Oshkosh*	L	92-103
2/28	Central Michigan	W	74-64
3/2	Platteville*	L	73-78

* - WSUC Game

1951-1952

Head Coach: Guy Penwell

Records: 5-15; 3-9 WSUC

11/29	Milton	W	72-70
12/7	at Illinois Tech	L	47-74
12/8	at Central Michigan	L	48-68
12/15	Whitewater*	L	54-61
12/20	Luther	W	64-57
1/5	Illinois Tech	L	50-79
1/7	at De Paul	L	44-97
1/9	at Oshkosh*	L	53-67
1/12	River Falls*	L	70-71
1/14	at Eau Claire*	L	66-78
1/19	Platteville	W	56-50

1/24	at Milton	L	43-79
1/26	at Stevens Point*	L	66-71
2/4	at Whitewater*	L	52-77
2/6	Central Michigan	L	51-81
2/9	Oshkosh*	L	67-88
2/16	Stout*	W	77-63
2/18	La Crosse*	L	72-75
2/23	at Platteville*	L	60-70
3/1	Stevens Point*	W	66-52

1950-1951

Head Coach: Guy Penwell

Record: 6-15; 3-9 WSUC

11/18	at Milton	L	59-61
11/24	Concordia (Wis.)	W	50-44
12/1	Lutheran Seminary	L	49-55
12/9	at Macalester	L	47-73
12/16	at Platteville*	L	54-83
12/20	Stevens Point*	W	68-66
12/28	vs. Anderson (Ind.) ^	L	48-51
12/29	vs. SE Missouri ^	L	45-55
1/11	at Illinois Tech	L	76-78
1/13	Eau Claire*	L	44-58
1/20	River Falls*	L	44-66
1/27	at Whitewater*	L	41-43
2/2	Oshkosh*	W	57-48
2/5	Platteville*	L	45-53
2/10	at Stevens Point*	L	52-60
2/17	at La Crosse*	L	34-50
2/19	at Superior*	L	35-42
2/23	Illinois Tech	W	58-55
2/24	at Concordia	W	53-49
3/3	Whitewater*	L	52-62
3/5	at Oshkosh*	W	55-53

* - WSUC Game

^ - Central States Tournament (Charleston, Ill.)

1949-1950

Head Coach: Guy Penwell

Record: 20-7; 9-4 WSTCC

11/16	at Allen-Bradley	W	47-46
11/21	Whitewater*	W	62-50
11/30	Milton	W	71-24
12/3	at Concordia	W	67-42
12/8	at Illinois Tech	L	59-65
12/9	at Eastern Illinois	L	41-74
12/10	at Illinois State	W	70-60
12/11	at Caterpillar Diesels	L	41-73
12/15	Whitewater*	W	55-44
12/16	Macalaster	W	62-56
12/21	Allen-Bradley	W	70-62
1/6	Illinois Tech	W	76-64
1/10	at Oshkosh*	W	65-61
1/12	Carroll	W	49-43
1/13	at Stout*	W	70-59

1/14	at Eau Claire*	L	62-66
1/21	Platteville*	W	59-46
1/28	at Stevens Point*	W	47-46
2/3	Concordia	W	72-58
2/8	at Whitewater*	L	65-70
2/11	La Crosse*	W	50-41
2/13	Superior*	W	60-49
2/17	Oshkosh*	L	67-72
2/18	Chicago State	W	73-60
2/21	at Carroll	W	56-54
2/25	at Platteville*	L	50-66
2/27	Stevens Point*	W	61-41

* - WSTCC Game

1948-1949

Head Coach: Guy Penwell

Record: 10-12; 5-7 WSTCC

11/16	Harlem Legionaires	W	68-38
11/19	Concordia (Wis.)	W	59-25
11/21	at Caterpillar Deisels	L	40-66
12/1	at St. Norbert	L	47-52
12/3	Oshkosh*	W	58-54
12/10	Platteville*	L	45-52
12/17	Stevens Point*	W	52-42
12/18	Concordia (Wis.)	W	67-31
1/8	at Chicago State	L	47-51
1/14	Eau Claire*	L	58-74
1/15	Stout*	W	40-35
1/20	at Whitewater*	L	63-65
1/29	Eastern Illinois	L	78-79
2/5	at Platteville*	L	72-76
2/8	St. Norbert	L	60-62
2/11	at Superior*	L	54-63
2/12	at River Falls*	L	75-100
2/17	at Oshkosh*	L	57-67
2/18	at Stevens Point*	W	74-55
2/19	Illinois Tech	W	56-46
2/23	Whitewater*	W	74-47
2/25	at Illinois Tech	W	50-48

* - WTSCC Game

1947-1948

Head Coach: Guy Penwell

Record: 13-8; 5-3 WSTCC-South

11/30	Rhineland	W	45-44
12/4	at Loyola ^	L	38-55
12/5	vs. Illinois Tech ^	W	46-43
12/6	Concordia (Wis.)	W	77-46
12/12	at Miami (Ohio)	L	56-63
12/13	at Ball State	L	49-53
12/17	St. Norbert	W	61-48
12/19	Central Michigan	W	47-44
1/3	Eau Claire	W	66-57
1/9	at Platteville*	W	68-61
1/15	Whitewater*	W	55-41

1/17	at Michigan Central	L	48-54
1/21	at Concordia	W	62-34
1/24	at Stevens Point*	W	67-44
1/30	at Oshkosh*	L	30-57
2/6	Stevens Point*	L	51-63
2/10	at Carroll	W	45-36
2/13	Platteville*	L	59-61
2/18	at Whitewater*	W	65-43
2/20	Oshkosh*	W	48-46
2/21	Carroll	W	81-51
2/27	at St. Norbert	L	49-73

* - WSTCC-South Game

^ - Loyola University Invitational (Chicago, Ill.)

1946-1947

Head Coach: Guy Penwell

Record: 11-8; 6-2 WSTCC-South

11/26	Carroll	W	43-34
11/29	at Loyola	L	41-78
12/7	Stout	W	45-43
12/21	Central Michigan	W	64-40
12/23	Ball State	L	42-73
12/30	at Iowa State	W	44-35
1/3	at Central Michigan	L	44-47

(no other results listed)

1941-1942

Head Coach: Guy Penwell

Record: 11-5; 6-2 WSTCC

11/12	Alumni	L	41-49
11/26	at Great Lakes	L	44-59
12/4	at Carroll	W	60-38
12/10	at St. Norbert	L	46-47
12/13	Iowa State Teachers	W	50-33
1/10	Carroll	W	50-38
1/16	at Platteville*	W	55-42
1/20	Whitewater*	W	60-31
1/22	at Oshkosh*	W	56-31
2/5	Stevens Point*	L	42-57
2/12	Oshkosh*	W	56-31
2/14	at Stevens Point*	L	43-44
2/17	at Whitewater*	W	44-34
2/20	Platteville*	W	45-36
2/27	St. Norbert	W	62-36
3/6	at Chicago Teachers	W	49-31

* - WSTCC Game

1940-1941

Head Coach: Guy Penwell

Record: 16-0; 8-0 WSTCC

12/3	at Carroll	W	28-21
12/6	Chicago Teachers	W	37-25
12/13	River Falls	W	54-31
12/21	Wayne Teachers	W	58-38
1/7	Carroll	W	49-42

1/10	at Stevens Point*	W	51-48
1/14	St. Norbert	W	45-36
1/17	at Platteville*	W	91-51
1/21	Oshkosh*	W	62-42
1/25	at George Williams	W	52-45
1/31	at Whitewater*	W	58-48
2/7	Stevens Point*	W	61-42
2/11	at St. Norbert	W	51-36
2/18	Whitewater*	W	63-38
2/21	Platteville*	W	87-50
2/28	Oshkosh*	W	40-39
* - WSTCC Game			

1939-1940

Head Coach: Guy Penwell

Record: 12-4; 7-1 WSTCC

12/8	at Carroll	L	37-53
12/15	at Chicago Teachers	W	35-32
12/16	at Illinois Normal	L	33-43
12/21	at Peru Teachers	L	32-45
12/22	at Wayne Teachers	W	53-44
1/5	Carroll	W	49-37
1/13	at St. Norbert	W	50-42
1/18	at Oshkosh*	W	52-41
1/20	at Stevens Point*	W	48-44
1/23	Whitewater*	W	55-42
1/26	at Platteville*	W	59-36
2/3	St. Norbert	W	50-48
2/9	Stevens Point*	W	58-44
2/13	at Whitewater*	L	39-40
2/16	Oshkosh*	W	59-53
2/23	Platteville*	W	53-32
* - WSTCC Game			

1938-1939

Head Coach: Guy Penwell

Record: 9-7; 5-3 WSTCC

12/3	Concordia (Wis.)	W	46-34
12/6	Carroll	L	32-56
12/9	St. Norbert	L	44-57
12/16	Jordan	W	41-38
12/20	Carroll	L	26-56
1/2	Illinois National	L	26-31
1/6	Oshkosh*	W	39-31
1/13	Platteville*	W	39-31
1/17	Whitewater*	L	38-58
1/27	Stevens Point*	L	28-31
2/3	George Williams	W	43-20
2/10	Platteville*	L	40-43
2/14	Whitewater*	W	45-40
2/17	Stevens Point*	W	45-34
2/18	St. Norbert	W	48-42
3/2	Oshkosh*	W	49-31
* - WSTCC Game			

1937-1938

Head Coach: Guy Pewell

Record: 11-5; 5-3 WSTCC

12/3	Concordia (Wis.)	W	38-22
12/10	at St. Norbert	W	33-32
12/11	at Jordan College	W	38-37
12/16	Hamline	L	36-42
1/3	Illinois Normal	L	37-41
1/7	at Wright JC	W	45-39
1/8	at George Williams	W	52-24
1/14	Oshkosh*	L	28-35
1/20	St. Norbert	W	36-34
1/25	at Whitewater*	W	42-37
2/4	at Platteville*	W	13-9
2/11	at Oshkosh*	L	31-38
2/15	Whitewater*	W	50-45
2/18	at Stevens Point*	L	45-54
2/25	Platteville*	W	35-34
3/4	Stevens Point*	W	37-35
* - WSTCC Game			

1936-1937

Head Coach: Guy Penwell

Record: 7-9; 3-5 WSTCC

12/4	Wright JC	W	21-19
12/11	Alumni	L	15-34
12/12	at North Central	W	24-23
12/18	Hamline	L	16-25
12/21	at Illinois Normal	L	37-59
1/5	River Falls	W	39-32
1/8	Stevens Point*	L	26-39
1/15	at Oshkosh*	W	31-27
1/22	at Platteville*	L	18-30
2/5	Platteville*	W	37-35
2/12	St. Norbert	W	23-22
2/19	Oshkosh*	L	21-35
2/23	Whitewater*	W	37-32
2/26	at Stevens Point*	L	35-49
3/2	at Whitewater*	L	32-49
3/5	at Concordia	L	17-24
* - WSTCC Game			

1935-1936

Head Coach: Guy Penwell

Record: 12-5; 6-2 WSTCC

12/3	Marquette	L	25-29
12/6	Carroll	W	33-31
12/13	St. Norbert	W	39-18
12/20	Minnesota	L	26-30
12/21	River Falls	W	43-41
12/28	Stevens Point*	L	31-39
1/11	Carroll	L	33-37
1/14	Whitewater*	W	41-24
1/17	Stevens Point*	L	29-31
1/18	St. Norbert	W	43-35

1/24	Oshkosh*	W	30-23
2/1	Concordia	W	35-25
2/7	Platteville*	W	33-29
2/14	Concordia	W	40-22
2/21	Oshkosh*	W	43-38
2/25	Whitewater*	W	48-28
3/3	Platteville*	W	49-35
* - WSTCC Game			

1934-1935

Head Coach: Guy Penwell

Record: 9-6; 5-3 WSTCC

12/1	Concordia	W	45-22
N/A	YMCA	W	19-17
1/13	at Whitewater*	W	28-20
1/16	at Platteville*	L	15-25
1/17	at La Crosse*	L	16-20
1/23	at Oshkosh*	W	23-17
1/27	at YMCA	W	27-22
2/10	Northwestern	W	38-36
2/13	Platteville*	W	40-19
2/20	La Crosse*	L	29-36
2/24	Whitewater*	W	28-24
2/27	Oshkosh*	L	29-33
3/6	at River Falls	L	17-31
3/7	at Eau Claire	W	32-20
*WSTCC Game			

1929-1930

Head Coach: Milton Murray

Record: 6-7; 4-4 WSTCC

12/5	Alumni	W	24-20
12/12	at Marquette	L	16-20
12/16	Northwestern	L	26-30
1/8	YMCA Reds	W	31-24
1/11	at Whitewater*	W	20-17
1/17	at Oshkosh*	W	31-29
1/21	La Crosse*	W	25-22
1/24	Platteville*	L	27-28
2/5	Oshkosh*	W	33-31
2/13	at La Crosse*	L	24-30
2/14	at Platteville*	L	26-29
2/21	Whitewater*	L	20-27
2/28	Northwestern	L	14-28
* - WSTCC Game			

1928-1929

Head Coach: Milton Murray

Record: 5-10; 2-7 WSTCC

12/7	Alumni	W	35-34
12/12	Wauwatosa Sem.	W	42-37
12/14	at Northwestern	W	25-23
1/12	at YMCA	L	24-26
N/A	YMCA	L	30-31
1/18	La Crosse*	W	40-27

1/25	at Oshkosh*	L	17-27
1/26	Stevens Point*	L	24-41
N/A	Northwestern	L	20-28
2/6	at La Crosse*	L	22-25
2/7	at Platteville*	L	17-27
2/13	at Whitewater*	L	18-38
2/19	Whitewater*	L	26-33
N/A	Oshkosh*	W	34-25
3/1	Platteville*	L	15-29

1927-1928

Head Coach: Milton Murray

Record: 5-12; 2-7 WSTCC

12/8	at Marquette	L	24-31
12/13	at Carroll	L	30-35
12/16	at Loyola	L	24-48
N/A	YMCA	W	27-19
1/7	Concordia	W	52-21
1/14	Whitewater*	L	18-23
N/A	Milton College	L	28-33
1/23	La Crosse*	L	22-24
2/4	Platteville*	L	19-24
2/10	Stevens Point*	L	31-34
N/A	YMCA	L	25-30
2/18	at La Crosse*	W	23-21
2/20	at Platteville*	L	24-47
2/24	at Oshkosh*	L	24-42
2/27	Whitewater*	W	25-16
3/2	Oshkosh*	L	24-49
N/A	Milton College	W	38-34

* - WSTCC Game

1926-1927

Head Coach: Milton Murray

Record: 1-11; 1-6 WNC

12/22	Alumni	L	19-25
1/5	YMCA	L	18-43
1/15	Platteville*	L	21-37
1/26	at Whitewater*	L	15-22
2/5	Oshkosh*	W	28-24
2/12	at La Crosse*	L	27-33
2/14	at Platteville*	L	33-55
2/15	Loyola	L	34-35
2/25	at Oshkosh*	L	19-29
2/26	at Stevens Point	L	24-26
3/1	YMCA	L	34-36

* - WNC Game

1925-1926

Head Coach: Barney Anderson

Record: 5-9; 2-6 WNC

12/1	Alumni	W	34-20
12/5	at Marquette	L	14-30
12/15	at La Crosse*	L	23-36

12/18	Oshkosh*	L	12-27
1/11	YMCA	L	21-24
1/26	at American College	W	34-26
1/30	American College	W	34-19
2/6	La Crosse*	L	26-30
2/10	Platteville*	L	16-22
2/13	at Whitewater*	L	12-20
2/17	at Oshkosh*	L	18-34
2/19	Whitewater*	W	26-24
2/20	at Milton College	L	25-32
2/24	at Platteville*	W	16-6

* - WNC Game

1924-1925

Head Coach: Barry Anderson

Record: 7-10; 2-4 WNC

N/A	Alumni	W	36-17
12/16	Alumni	L	24-28
1/7	at Marquette	L	11-16
1/13	American College	W	24-17
1/17	at Carroll	L	10-30
1/20	YMCA	L	24-26
1/23	Stevens Point	W	24-15
1/27	La Crosse*	L	13-38
1/31	at Whitewater*	W	15-11
2/3	Carroll	L	15-31
2/6	Oshkosh*	L	14-21
2/11	at St. John Military Acad.	L	19-25
2/13	at La Crosse*	L	28-39
2/17	Whitewater*	W	22-12
2/18	St. John's Mil. Acad.	W	30-22
2/24	at Oshkosh*	L	11-27
2/27	at Stevens Point	W	20-18

* - WNC Game

1923-1924

Head Coach: Barney Anderson

Record: 11-5; 3-3 WNC

12/10	at Marquette	L	5-22
12/12	Concordia	W	24-17
12/15	at American College	W	16-14
12/18	at Carroll	L	15-25
1/8	Alumni	W	22-9
1/12	at La Crosse*	L	16-34
1/19	at Whitewater*	W	18-13
1/22	at Loyola	W	23-13
1/25	Oshkosh*	L	27-28
1/30	St. John's Military Acad.	W	33-12
N/A	at St. John Military Acad.	W	34-14
2/2	American College	W	23-15
2/8	Loyola	W	25-24
2/15	at Oshkosh*	W	26-23
2/20	at La Crosse*	L	17-34
2/26	Whitewater*	W	18-5

* - WNC Game

1922-1923

Head Coach: Barney Anderson

Record: 2-10; 1-7 WNC

N/A	Alumni	W	36-17
12/16	at Carroll	L	15-24
1/16	Carroll	L	14-15
1/19	Platteville*	L	20-28
1/22	Whitewater*	W	13-12
2/2	at Platteville*	L	18-30
2/7	at Oshkosh*	L	9-31
2/10	La Crosse*	L	20-25
2/13	Oshkosh*	L	18-33
2/16	at Stevens Point	L	30-43
2/21	at La Crosse*	L	13-54
2/26	at Whitewater*	L	8-21

* - WNC Game

1921-1922

Head Coach: Barney Anderson

Record: 6-7; 4-3 WNC

12/13	Wisconsin Extension	W	22-8
12/15	Alumni	L	23-26
12/20	Concordia	W	16-11
1/13	at Platteville*	W	20-15
1/17	Carroll	L	13-22
1/20	La Crosse*	L	13-22
1/24	at Carroll	L	13-37
1/27	Stevens Point	L	12-19
2/3	Platteville*	L	10-24
2/10	at Whitewater*	W	22-19
2/15	at Oshkosh*	L	4-26
2/21	Platteville*	W	15-9
2/28	Whitewater*	W	15-9

* - WNC Game

1920-1921

Head Coach: Barney Anderson

Record: 2-9; 1-5 WNC

12/21	Alumni	L	21-25
1/7	at Carroll	L	21-23
1/13	at Whitewater*	L	12-18
1/21	at Oshkosh*	L	11-39
1/29	at Platteville*	L	19-21
2/1	Carroll	L	12-22
2/3	Whitewater*	W	26-25
2/9	Concordia	W	35-16
2/12	Platteville*	L	10-17
2/26	Oshkosh*	L	10-43

* - WNC Game

1919-1920

Head Coach: George F. Downer

Record: 5-7; 3-3 WNC

12/19	M.A.C.	W	45-15
12/23	Alumni	W	34-14

1/1	Wisconsin	L	10-36
1/16	at Whitewater*	W	26-13
1/20	Carroll	L	22-29
1/23	at Platteville*	L	10-28
1/26	at Marquette	L	18-22
2/4	Whitewater*	W	37-14
2/10	Marquette	L	14-31
2/13	Platteville*	W	15-11
2/19	at Oshkosh*	L	17-18
2/27	Oshkosh*	L	10-12

1918-1919

Head Coach: George F. Downer

Record: 10-5

12/30	Wisconsin	L	19-39
1/11	West Allis St. Guards	W	10-6
1/17	Carroll	W	41-25
1/20	Knts. of Columbus	W	27-16
1/22	Concordia	W	58-23
1/25	Carroll	L OT	26-28
2/1	YMCA	W	53-13
2/5	at Concordia	W	44-15
2/7	West Bend A.C.	W	50-10
N/A	Grand Ave. Cong.	W	30-13
2/13	Burlington A.C.	W	65-15
2/15	Beloit College	L	11-17
2/27	River Falls	L	10-15
2/28	Platteville	W	21-15
2/29	River Falls	L	23-36

1917-1918

Head Coach: Paul Stothart

Record: 1-9; 0-8 WNC

1/11	Platteville*	L	17-35
1/18	Oshkosh*	L	18-28
1/26	at La Crosse*	L	21-44
2/1	La Crosse*	L	15-31
2/8	at Whitewater*	L	11-20
2/12	Concordia	W	12-11
2/15	at Platteville*	L	13-47
2/16	at Champion College	L	12-14
2/22	at Oshkosh*	L	14-16
2/27	Whitewater*	L	12-16

* - WNC Game

1916-1917

Head Coach: Barney Anderson

Record: 3-11; 3-5 WNC

12/20	Alumni	L	6-26
1/12	Carroll	L	6-35
1/17	at Whitewater*	L	21-43
1/20	at Marquette	L	10-21
1/26	Oshkosh*	W	16-14
2/2	at Carroll	L	15-47
2/7	Whitewater*	L	19-27

2/8	at Platteville*	L	14-26
2/9	at Champion	L	3-32
2/16	Oshkosh*	W	Forfeit
2/20	Marquette	L	7-22
2/22	Platteville*	L	13-27
2/23	at La Crosse*	L	24-41
3/2	La Crosse*	W	21-6

* - WNC Game

1915-1916

Head Coach: Barney Anderson

Record: 8-10; 5-1 WNC

12/21	Alumni	L	21-35
12/31	Wisconsin	L	12-51
1/2	Wisconsin	L	8-39
1/7	at Lewis	L	11-17
1/8	at Carroll	T	20-20
1/27	Lewis	W	30-15
1/28	Oshkosh*	W	21-15
2/2	Milton	W	29-14
2/4	Lawrence	L	17-23
2/5	at Whitewater*	W	17-13
2/9	Whitewater*	W	25-12
2/18	Platteville*	W	25-12
2/19	at Lawrence	L	23-34
2/24	at Milton	W	22-15
2/25	at Platteville*	L	20-26
2/26	at Champion	L	12-27
3/3	Oshkosh*	W	17-14
N/A	at River Falls	L	20-34
N/A	River Falls	L	23-29

* - WNC Game

1914-1915

Head Coach: Barney Anderson

Record: 15-5; 5-0 WNC

12/12	Wauwatosa Ag.	W	116-10
12/15	Marquette Dentists	W	43-9
12/18	at Fond du Lac	L	22-38
12/21	Alumni	L	21-25
12/28	Milwaukee All Stars	W	65-28
1/2	Wisconsin	L	10-21
1/7	Marquette Dentists	W	39-20
1/9	at Milton	W	34-23
1/13	at Lewis Inst. of Chi.	W	37-18
1/20	Lewis Inst. of Chi.	W	44-11
1/22	Oshkosh*	W	25-15
1/23	at Carroll	L	19-27
1/29	Carroll	W	22-21
2/10	Whitewater*	W	24-16
2/11	at Milton	W	22-21
2/12	at Platteville*	W	33-22
2/13	at Champion	W	19-18
2/20	Ripon	L	18-27
2/24	at Whitewater*	N/A	N/A

2/26	at Oshkosh*	W	31-27
2/27	Platteville*	W	34-15

* - WNC Game

1913-1914

Head Coach: Emmett "Doc" Angell

Record: 11-8; 4-2 WNC

12/13	Westminster	W	34-20
N/A	Alumni	L	21-23
1/9	Wauwatosa Aggies	W	72-12
1/16	at Carroll	L	18-19
1/17	Ripon	L	28-32
1/21	at Lewis Inst. of Chi.	W	34-25
1/24	Federals	W	23-21
1/31	Carroll	W	30-19
2/5	Lewis Inst. of Chi.	W	27-12
2/7	at Oshkosh*	W	20-13
2/11	Whitewater*	W	46-13
2/12	at Platteville*	W	37-22
2/13	at Champion	W OT	14-12
N/A	at Fond du Lac	L	24-32
2/20	Lawrence	L	20-40
2/21	at Whitewater*	W	11-9
2/26	Co. E. Fond du Lac	L	16-22
2/27	Oshkosh*	L	20-28
3/6	Platteville*	L	14-27

* - WNC Game

1912-1913

Head Coach: Emmett "Doc" Angell

Record: 14-2; 6-0 WNC

1/10	at Whitewater*	W	52-15
1/11	Lawrence	L	14-20
1/17	Platteville*	W	31-16
1/24	at Platteville*	W	36-22
1/25	at Carroll	W	23-22
1/28	Concordia	W	51-22
1/31	Whitewater*	W	51-5
2/1	at Lawrence	L	9-33
2/8	at Oshkosh*	W	21-13
2/15	Lewis Inst. of Chi.	W	54-15
2/21	University Olympics	W	44-21
2/26	at Lewis Inst. of Chi.	W	30-18
3/1	Carroll	W	37-17
3/8	Oshkosh*	W	36-21
3/14	Stein & Callens	W	54-29
3/28	at Stevens Point	W	43-30

* - WNC Game

1911-1912

Head Coach: Emmett "Doc" Angell

Record: 14-2; 4-1 WNC

12/15	Stevens Point	W	25-18
12/17	C.C. Business College	W	53-21
12/19	at Carroll	L	23-29

12/23	Concordia	W	47-23
12/26	University Cardinals	W	49-23
2/2	Oshkosh*	W	23-19
2/9	U.Wisc. Engineers.	W	42-26
2/10	at Whitewater*	W	66-9
2/16	Carroll	W	25-20
2/21	Northminister	W	28-21
2/23	at Oshkosh*	L	5-12
3/1	Whitewater*	W	57-9
3/8	at La Crosse*	W	42-16
3/9	Ripon College	W	32-22
3/15	G.A.C. Pirates	W	43-21

* - WNC Game

1910-11

Head Coach: Emmett "Doc" Angell

Record: 12-5

11/11	Juniors	W	29-3
11/18	Alumni	W	19-17
11/25	Perserverance	W	27-16
11/29	Alumni	W	30-15
12/2	Northminister	W	24-18
12/9	Wisconsin Coll. P&S	W	34-22
12/16	Racine	L	13-18
1/6	Oshkosh	L	16-36
1/13	Juniors	W	48-10
1/20	Whitewater	W	48-20
2/17	Racine	W	58-18
2/23	Missouri House Coll.	W	32-26
3/3	at Whitewater	W	37-16
3/10	Perserverance	L	19-21

1909-1910

Head Coach: Charles Davies

Record: 4-11

12/3	Northminister	W	45-13
12/10	Carroll	W	36-17
12/15	Mission House	L	26-28
12/17	Concordia	L	25-27
1/7	Oshkosh	L	26-47
1/15	at Carroll	L	26-44
1/19	Concordia	W	N/A
1/20	Wayland Academy	W	40-22
1/28	Oshkosh	L	12-36
2/4	at Lawrence	L	5-36
2/11	at Wayland Acad.	N/A	N/A
2/18	Lawrence	L	16-35
2/25	St. John's M.A.	L	18-50
3/4	Beloit College	L	17-35
3/11	at Whitewater	L	25-31
3/18	Perserverance	L	23-25

1908-1909

Head Coach: Charles Davies

Record: 7-8

11/21	Cardinals	W	54-19
12/4	Red Ravens	L	17-43
12/11	Carroll	L	22-31
12/18	Whitewater	W	36-13
1/8	Carroll	L	28-29
1/16	Sacred Heart	L	29-32
1/23	Lawrence	L	12-33
1/29	Whitewater	W	37-23
2/5	Sacred Heart	W	28-16
2/9	Concordia	W	31-29
2/20	Wayland Academy	L	21-31
2/27	St. John's M.A.	L	21-31
3/6	Lawrence	W	17-12
3/12	Wayland Academy	W	22-20
3/19	St. John's M.A.	L	17-55

1907-1908

Record: 3-5

10/18	at South Milwaukee	NA	NA
10/23	Grand Av. Cong.	NA	NA
11/4	Concordia	NA	NA
11/15	West Side Ath. Club	W	36-25
11/29	Yellow Perils	NA	NA
12/6	at Burlington	NA	NA
12/13	at Wauwatosa	W	43-41
12/14	at Carroll	NA	NA
1/17	Carroll	L	16-39
1/24	at Whitewater	L	40-47
2/8	Burlington	W	40-15
2/15	at Sacred Heart	L	29-30
2/21	Grand Ave. Cong.	NA	NA
2/28	Whitewater	L	19-23
3/13	South Milwaukee	L	11-12
4/3	West Side Ath. Club	NA	NA

1906-1907

Record: 2-3

11/17	Concordia	NA	NA
11/20	Cream Cty. Bus. Co.	W	87-5
11/24	at Aerial, Manitowoc	NA	NA
11/27	Tuscaroras	NA	NA
12/3	at Kenosha YMCA	L	19-49
12/7	West Side Ath. Club	NA	NA
12/11	Milwaukee Acad.	NA	NA
12/14	Kenosha YMCA	NA	NA
12/20	East Division H.S.	L	21-31
1/4	at Burlington	NA	NA
1/8	West Division H.S.	W	28-17
1/11	Carroll	L	14-55
1/18	at St. John's M.A.	NA	NA
1/25	Burlington	NA	NA
2/1	at Carroll	NA	NA

1905-1906

Record 2-6

11/17	Kenosha	W	21-20
12/15	at St. John's	NA	NA
1/11	West Side A.C.	L	26-37
1/12	at Burlington	L	21-28
1/20	at Carroll	NA	NA
1/23	South Division H.S.	L	16-36
1/26	Burlington	W	NA
2/24	West Side Athletics	L	24-39
3/3	at Carroll	L	17-25
3/9	at Sheboygan City	NA	NA
3/10	Sheboygan City	NA	NA
3/16	Oshkosh	L	15-32

1904-1905

Record: 2-6

12/9	Burlington	W	37-30
12/16	East Side H.S.	L	23-29
1/6	at Carroll	L	26-45
1/14	at Iroquois	L	33-43
1/20	at Kenosha YMCA	L	26-57
1/21	R.R. YMCA	NA	NA
1/27	at Burlington	W	38-20
2/3	Carroll	L	27-36
2/10	at St. John's Military Acad.	L	16-27
2/17	at Sheboygan	NA	NA
2/18	at Reach Ath. Club	NA	NA
3/3	Racine H.S.	NA	NA

1903-1904

Record: 13-5

12/2	Cardinals	W	58-6
12/4	West Side	W	33-22
12/12	at Burlington	W	29-22
12/18	East Side	W	40-22
NA	S.S. High	W	52-13
1/8	at Racine	W	38-33
1/15	at Sheboygan	L	25-41
1/19	at Two Rivers	L	25-65
1/22	at Kenosha YMCA	L	32-42
1/29	Racine High	W	51-30
2/6	at St. John's Military Acad.	W	42-9
2/8	North Side	W	21-10
2/18	at South Side	W	46-20
2/20	at Iroquois	L	28-32
2/23	Independents	W	64-15
2/27	Central YMCA	W	39-37
3/4	M.A.C	L	37-40
3/12	Burlington	W	42-19

1902-1903

Record: 8-9

NA	Cardinals	W	44-6
NA	Sheboygan	L	21-34

1/7	Westsidiers High	W	30-14	1899-1900		
NA	Alumni	L	13-21	Record: 0-3		
NA	Academy	W	46-12	12/20	South Side	L 11-12
NA	M. Medics	W	28-6	1/10	South Side	L 11-13
NA	Fond du Lac Co. E.	L	14-32	1/26	at Badgers	L 16-38
NA	W.D. High	W	28-18			
NA	S.D. High	L	9-18	1899-1900		
NA	Cardinals	W	25-10	Record: 7-1		
NA	Academy	L	15-16	12/21	East Side High	W 59-8
NA	S.D. High	L	16-17	1/6	Alumni	L 21-25
NA	Kenosha YMCA	L	25-28	1/27	Alumni	W 36-8
NA	W.D. High	W	38-14	2/9	East Side High	W 51-10
NA	Racine	L	25-36	2/16	South Side High	W 55-14
NA	Kenosha YMCA	L	25-27	3/1	South Side High	W 27-19
NA	Milwaukee YMCA	W	36-17	3/2	M.A.C.	W 20-18
				3/21	at South Side High	W 32-16
				1897-1898		
				Record: 5-1		
				12/12	YMCA Yellows	W 16-11
				1/8	Racine YMCA	W 20-12
				1/15	East Side High	W 14-13
				2/4	Racine YMCA	L 20-29
				2/12	East Side High	W 22-18
				3/25	Racine YMCA	W 25-20
				1896-1897		
				Record: 9-2		
				11/7	YMCA Blues	W 28-23
				11/14	YMCA Whites	W 6-4
				11/21	YMCA Whites	L 1-5
				12/4	YMCA Blues	L 13-29
				12/11	at YMCA Blues	W 24-18
				1/15	YMCA Bowlers	W 41-10
				2/5	YMCA Whites	W 34-10
				2/13	YMCA Bus.	W 33-23
				3/13	YMCA Reds	W 19-6
				4/2	at East Side High	W 19-6
				4/9	YMCA Students	W 29-5
				1895-1896 - Only a team roster on file		
1901-1902						
Record: 15-2						
NA	Cardinals	W	65-13			
NA	Alumni	L	18-27			
11/29	Wisconsin	L	18-37			
NA	South Side High	W	35-24			
NA	Phys. & Surgeons	W	65-9			
NA	West Side High	W	33-17			
1/18	Company E.	W	36-26			
1/26	Waukesha High	W	64-32			
NA	East Side High	W	27-19			
2/7	Oshkosh	W	33-28			
2/22	Lawrence	W	27-17			
NA	Cardinals	W	50-1			
NA	Sodality Athletics	W	97-9			
NA	Marquette	W	35-16			
NA	Alumni	W	30-19			
NA	West Side High	W	28-11			
NA	All Stars	W	38-7			
1900-1901						
Record: 13-3						
10/26	Alumni	W	19-14			
11/2	West Side High	W	14-13			
11/23	Alumni	W	19-16			
12/15	Fond du Lac	L	9-45			
1/9	South Side High	W	34-15			
1/20	YMCA	W	34-17			
2/1	Waukesha High	W	42-23			
2/4	East Side High	W	35-15			
2/6	M.A.C.	W	19-17			
2/16	Racine	W	25-19			
2/23	Cardinals	W	40-10			
3/1	YMCA	L	20-29			
3/6	Company E.	W	32-8			
3/15	YMCA	W	33-20			
3/22	Battery A	W	48-9			
3/29	M.A.C.	L	21-29			

Horizon League Players of the Year

Ed McCants • 2004-05

McCants capped his career in a Panther uniform with the League Player of the Year award in 2004-05. He ranked second in the league in scoring while standing first in three-point field goals made, seventh in assists and 11th in three-point field goal percentage. He led MKE in scoring and steals and passed 1,000 points in his Milwaukee career in just two seasons.

McCants posted a number of stellar outings throughout the year, including a 38-point effort against Detroit. He scored in double figures in 19-straight games and passed 20 points in 11 of those games during the streak. He also made a three-point basket in every game during the regular season and led the Panthers in scoring 12 times. McCants is a two-time award-winner, having won League Newcomer of the Year and first-team all-league honors in his first season in a Panther uniform in 2003-04.

Dylan Page • 2003-04

Page became the first-ever Panther to earn Horizon League Player of the Year honors when he won the award following the 2003-04 campaign. The Horizon League's leading scorer for the season, he ranked in the top 10 in the league in seven statistical categories. A National Association of Basketball Coaches First-Team All-District 11 honoree, Page held or shared team-high scoring honors 20 times during the season. He was in double figures in scoring in all 27 regular-season games, while scoring 20 or more points 17 times. He was named the Horizon League Player of the Week twice and added three double-doubles in 2003-04, giving him five for his career. His career point total wrapped up at 1,388, making him one of just seven Panthers to have passed the 1,000-point barrier since UWM moved back to the Division I ranks in 1990.

Associated Press

Honorable Mention All-America

Ed McCants	2004-05
Dylan Page	2003-04

National Association of Basketball Coaches First Team All-District

Dylan Page	2003-04
Dylan Page	2001-02

NABC Second Team All-District

Matt Tiby	2015-16
Anthony Hill	2010-11
Clay Tucker	2001-02
Von McDade	1990-91

NBA Draft Picks

Patrick Baldwin Jr.	2022
First Round/#28/Golden State Warriors	
Von McDade	1991
Second Round/#53/New Jersey Nets	
Larry Pikes	1977
Eighth Round/#154/Milwaukee Bucks	

Horizon League/ Midwestern Collegiate Conference (1994-Present)

Coach of the Year

Rob Jeter	2010-11
Bruce Pearl	2004-05
Bruce Pearl	2002-03
Bruce Pearl	2001-02

Player of the Year

Ed McCants	2004-05
Dylan Page	2003-04

Newcomer of the Year

Ed McCants	2003-04
------------	---------

Defensive Player of the Year

Ahmad Rand	2022-23
------------	---------

All-League First Team

Matt Tiby	2015-16
Anthony Hill	2010-11
Joah Tucker	2005-06
Joah Tucker	2004-05
Ed McCants	2004-05
Ed McCants	2003-04
Dylan Page	2003-04
Dylan Page	2002-03
Clay Tucker	2002-03
Clay Tucker	2001-02
Chad Angeli	1999-2000

All-League Second Team

BJ Freeman	2023-24
BJ Freeman	2022-23
Te'Jon Lucas	2019-20
Jeremiah Bell	2017-18
Jordan Johnson	2015-16
Steve McWhorter	2014-15
Matt Tiby	2014-15
Jordan Aaron	2013-14
Kaylon Williams	2011-12
Ricky Franklin	2009-10
Tone Boyle	2008-09
Paige Paulsen	2007-08
Boo Davis	2005-06
Adrian Tigert	2005-06
Ronnie Jones	2001-02
Clay Tucker	2000-01
Chad Angeli	1998-99
Roderick Johnson	1995-96
Shannon Smith	1994-95

All-League Third Team

Te'Jon Lucas	2020-21
--------------	---------

All-Defensive Team

Ahmad Rand	2022-23
Ryan Allen	2011-12
Adrian Tigert	2005-06
Clay Tucker	2002-03
Clay Tucker	2001-02

All-Freshman Team

Elijah Jamison	2022-23
C.J. Wilbourn	2019-20

All-Newcomer Team

Jordan Aaron	2012-13
Kaylon Williams	2010-11
Tone Boyle	2008-09
James Eayrs	2008-09
Deonte Roberts	2007-08
Paige Paulsen	2006-07
Ed McCants	2003-04
Joah Tucker	2003-04

Adrian Tigert	2001-02
James Wright	2000-01
Clay Tucker	1999-2000
Damion Ninkovic	1997-98
Roderick Johnson	1995-96
Shannon Smith	1994-95

All-Tournament Team

BJ Freeman	2023-24
Faizon Fields	2023-24
Brock Stull	2016-17
Brett Prah	2016-17
Jordan Aaron (MVP)	2013-14
Kyle Kelm	2013-14
Matt Tiby	2013-14
Anthony Hill	2010-11
Adrian Tigert (MVP)	2005-06
Boo Davis	2005-06
Joah Tucker	2005-06
Joah Tucker (MVP)	2004-05
Ed McCants	2004-05
Dylan Page	2003-04
Clay Tucker (MVP)	2002-03
Ronnie Jones	2002-03
Dylan Page	2002-03

Player of the Week

BJ Freeman	March 3, 2024
BJ Freeman	Feb. 26, 2024
BJ Freeman	Feb. 5, 2024
BJ Freeman	Feb. 26, 2023
BJ Freeman	Jan. 23, 2023
BJ Freeman	Jan. 9, 2023
Te'Jon Lucas	Jan. 13, 2020
DeAndre Abram	Dec. 17, 2018
Jordan Johnson	Dec. 21, 2015
Jordan Johnson	Dec. 7, 2015
Steve McWhorter	Feb. 23, 2015
Steve McWhorter	Nov. 18, 2013
Tony Meier	Feb. 27, 2012
James Haarsma	Nov. 28, 2011
Tony Meier	Feb. 28, 2011
Anthony Hill	Feb. 7, 2011
Anthony Hill	March 1, 2010
James Eayrs	Nov. 30, 2009
James Eayrs	Jan. 19, 2009
Avery Smith	Jan. 5, 2008
Marcus Skinner	Jan. 28, 2008
Paige Paulsen	Jan. 22, 2007
Adrian Tigert	Feb. 13, 2006
Adrian Tigert	Jan. 2, 2006
Boo Davis	Dec. 26, 2005
Joah Tucker	Jan. 17, 2005
Ed McCants	Jan. 10, 2005
Kalombo Kadima	Feb. 2, 2004
Dylan Page	Jan. 12, 2004
Dylan Page	Dec. 29, 2003
Joah Tucker	Nov. 24, 2003
Clay Tucker	March 3, 2003
Dylan Page	Dec. 23, 2002
Dylan Page	Dec. 16, 2002
Jason Frederick	Feb. 11, 2002
Clay Tucker	Jan. 21, 2002
Ronnie Jones	Dec. 10, 2001
Clay Tucker	Feb. 26, 2001
Chad Angeli	Jan. 17, 2000
Cyrus Caldwell	Nov. 23, 1998
Roderick Johnson	Feb. 11, 1996
Shannon Smith	Jan. 22, 1995

Freshman of the Week

Patrick Baldwin Jr.	Dec. 6, 2021
Patrick Baldwin Jr.	Nov. 15, 2021
Bryce Nze	Jan. 23, 2017
Justin Jordan	Nov. 17, 2014

The Panthers call downtown Milwaukee home for men's basketball games.

In November of 2013, the University of Wisconsin-Milwaukee men's basketball team returned after a one-year hiatus, and in 2014, the university went even further, acquiring naming rights, and making the newly-renamed "UW-Milwaukee Panther Arena" a focus of their community outreach and marketing. Corresponding investments by the Wisconsin Center District included replacing all of its 8,910 permanent seats, installing a new, state-of-the-art \$1.1 million scoreboard, and new exterior lighting and signage.

The University and the Wisconsin Center District also started a new five-year agreement to allow the Panthers to play at the Arena, which has hosted some of the most memorable basketball events in Milwaukee history. The Panthers had played nearly all of their exhibition, regular season and postseason games at the Arena since 2003-04 before playing on-campus during the 2012-13 campaign.

Milwaukee's previous return for the 2003-04 campaign was sparked by a highly-successful 2003 Horizon League Men's Basketball Tournament. After drawing more than 7,000 fans for the seminal round, UWM drew a then-record 10,115 for the title-game win over Butler. The combination of Milwaukee basketball and what was then the U.S. Cellular Arena looked to be a winning one for all involved.

"It is exciting to be moving our men's basketball games back downtown," Milwaukee Director of Athletics Amanda Braun said at the time. "We've had great discussions with officials from the Wisconsin Center District over the last few months about our partnership, and we've constructed an agreement that is extremely positive for everyone. We are seeking the best opportunities for all of our programs to be successful, and this makes sense as the home for our men's basketball program."

The Wisconsin Center District was also excited to restart the partnership.

"Downtown Milwaukee serves as a hub for Panthers' fans and we are excited to be partnering once again with UWM and the Panthers' basketball team," then-Wisconsin Center District Board Chairman Franklyn Gimbel said. "The location, as well as the intimate atmosphere, positions the Arena as a first-class college basketball venue."

"We look forward to welcoming the team back to downtown and joining with students and fans to cheer the Panthers on to victory," Wisconsin Center District President and CEO Richard Geyer said.

The Panthers actually have a fairly extensive history at the Arena, which has also been known as the MECCA, U.S. Cellular Arena and the Wisconsin Center District Arena over the years. UWM moved its schedule downtown for the 1992-93 season, two years after returning to the Division I ranks, and proceeded to win all 12 of its home games that season while drawing more than 8,000 fans for a contest with Green Bay. The Panthers continued to play their games at the Arena through the 1997-98 campaign before moving back to the on-campus Klotsche Center for the next five seasons.

The storied building, originally built in 1950 and also currently the home for indoor soccer's Milwaukee Wave, has been the home to the NBA's Milwaukee Bucks. In fact, the Bucks played their first game at the Arena on Oct. 16, 1968, falling to the Chicago Bulls, 89-84, in front of 8,468 fans. Just four years later, the Bucks were celebrating playing in the NBA Finals at the Arena, claiming the 1971 NBA title. The Bucks called the Arena home until 1988, when they moved across the street to the Bradley Center. Marquette and coaching legends Hank Raymond and Al McGuire also called

the Arena home during some of its finest moments. Then the Warriors, Marquette won the 1977 National Championship after playing in the 1974 Final Four. Now the Golden Eagles, Marquette has also played at the Bradley Center since 1988.

Since those days, the building has undergone extensive renovations in recent seasons and ranks as one of the finest facilities in the Horizon League. That proved to be the case again in the spring of 2016, when the Milwaukee Admirals signed a 10-year lease to return to playing at the facility. Included in the move comes \$6.3 million in arena upgrades. Upgraded concession stands, modernized bathrooms, an expanded fan store for all teams that call the Arena home and renovated locker rooms are just some of the long list of improvements that have gone into making UWM Panther Arena better for all.

The Arena provides a number of amenities for players, media and fans that make it a first-class college basketball venue.

UW-Milwaukee Panther Arena Single-Game Attendance Records

1.	10,783	Detroit	3/8/05
2.	10,437	Butler	3/8/11
3.	10,254	UIC	3/9/04
4.	10,143	Wisconsin	12/13/11
5.	10,120	Wisconsin	12/10/14
6.	10,115	Butler	3/11/03
7.	10,021	Butler	3/7/06
8.	10,017	Wisconsin	12/12/07
9.	8,703	Green Bay	1/31/04
10.	8,653	Loyola	3/8/05
11.	8,631	Green Bay	1/13/93
12.	7,502	Loyola	3/4/06
13.	7,431	Valparaiso	3/5/11
14.	7,411	UIC	3/8/03
15.	7,120	Marquette	11/27/10
16.	6,660	Missouri State	2/18/06
17.	6,637	Wright State	1/21/06
18.	6,455	Youngstown State	2/12/05
19.	6,435	Butler	1/26/12
20.	6,190	Green Bay	1/27/07

Milwaukee's Season Average Attendance Records

1.	2005-06	79,572	5,305
2.	2004-05	70,923	5,066
3.	2003-04	60,541	4,324
4.	2002-03	55,453	4,266
T5.	2011-12	66,462	4,154
T5.	2010-11	62,306	4,154



With no obstructed-view seats, the Arena’s configuration puts every patron close to the action and the Arena is well-known for being spectator-friendly. The building continues to undergo renovations and improvements and now has added Panther branding and other black and gold features.

In 2013, the Milwaukee men’s basketball team returned after a one-year hiatus, and in 2014, the university went even further, acquiring naming rights, and making the newly-renamed “UW-Milwaukee Panther Arena” a focus of their community outreach and marketing. Corresponding investments by the Wisconsin Center District include replacing all of its 8,910 permanent seats, installing a new, state-of-the art \$1.1 million high-definition scoreboard, and new exterior lighting and signage. With the signing a 10-year lease to play in the building starting in 2016-17, another \$6.3 million has been invested by the Milwaukee Admirals and the WCD over three years.

In 2000, ice-making ability was restored, and bold new outdoor lighting, signage and electronic messaging systems were added. More recently, construction of a new, outdoor, public promenade alongside the building - the Wisconsin Athletic Walk of Fame - was completed.

A new media room provides ample workspace for members of the media before, during and after events, and the arena rates as the best media-services area in the Horizon League. Plus, the renovated home locker room is truly a home away from home for the Panthers, including large wood lockers, a television, a separate coaches’ room and a training room.

UWM has also put its own touches on the basketball setup at the Arena. Courtside seating provides some fans an up-close look at the action, with a second row of courtside seats and additional courtside seating on the baseline added over the past few years. Plus, the MKE Athletic Department has also set up a VIP pregame and halftime reception areas in the south endzone, giving fans a close-by location to purchase beverages and mingle before and during the game.

The Panthers have played a total of 354 games as the home team at the Arena, compiling a 209-145 mark. They have won 165 of their 242 contests (.682 winning percentage) downtown since returning for the 2002-03 postseason (the team also did not play downtown in 2012-13).

Milwaukee has also played Marquette a handful of times as the road team at the Arena.

Year by Year Record at UW-Milwaukee Panther Arena

2023-24	9-3
2022-23	9-3
2021-22	6-10
2020-21	0-0 (DNP due to COVID-19)
2019-20	7-8
2018-19	6-8
2017-18	9-7
2016-17	5-8
2015-16	9-4
2014-15	9-4
2013-14	4-6
2011-12	11-3
2010-11	9-5
2009-10	10-4
2008-09	12-3
2007-08	9-8
2006-07	7-7
2005-06	13-2
2004-05	13-1
2003-04	8-3
2002-03	2-0
1997-98	2-10
1996-97	6-4
1995-96	5-7
1994-95	2-10
1993-94	5-7
1992-93	11-0
1991-92	2-1
1990-91	3-2
1977-78	1-0
1974-75	6-6
1972-73	6-1
1971-72	2-3
TOTAL	209-145

FOR THE MKE



ABOUT THE UW-MILWAUKEE PANTHER ARENA

The UW-Milwaukee Panther Arena, once known popularly as the MECCA and the U.S. Cellular Arena, has been home to Milwaukee's basketball champions over its 74 years of existence.

The Milwaukee Panthers have won three regular season Horizon League titles and appeared in four NCAA Tournaments while calling the UW-Milwaukee Panther Arena home.

Marquette played its home games at the Arena when it won the 1977 NCAA National Championship.

The Milwaukee Bucks won the 1971 NBA Championship while playing at the Arena. The team also advanced to the NBA Finals in 1974 and advanced to the conference finals four other times while calling the building home.

Nearly all of the "50 Greatest Players In NBA History" played at the Arena.

The 1977 NBA All-Star Game was played in the Arena. The game's MVP was Julius Erving and the rosters included stars like John Havlicek, Pete Maravich and Kareem Abdul-Jabbar.

MILESTONE DATES AT THE ARENA

- **Dec. 13, 1971:** UWM plays its first-ever game at the Arena, then known as the MECCA. The Panthers fell to UTEP, 57-41. The Panthers beat Southern Illinois the next month for their first win downtown.
- **Dec. 1, 1992:** UWM plays its first game downtown as a permanent tenant in the Arena, beating Western Michigan, 84-75.
- **Jan. 13, 1993:** UWM and Green Bay play an overtime contest in front of a then-record 8,631 downtown. The Panthers win, 75-68.
- **March 8, 2003:** UWM plays at the Arena for the first time in five years, beating UIC, 75-73, in the Horizon League Tournament semifinals. Three days later, UWM beats Butler, 69-52, to win the Horizon League Championship in front of a national-television audience and 10,115 fans.
- **Nov. 22, 2003:** UWM returns its regular season games downtown, beating Montana, 95-83, in the season opener.
- **March 9, 2004:** UWM falls to UIC in the league title game in front of 10,254 fans.
- **March 8, 2005:** In front of a sellout crowd of 10,783, UWM beats Detroit, 59-58, to win the Horizon League Tournament and claim its second ever berth in the NCAA Division I Tournament.
- **March 7, 2006:** In front of more than 10,000 fans, the Panthers dominate Butler, 87-71, to return to the NCAA Tournament for a third time.
- **Feb. 18, 2009:** The Panthers beat No. 21 Butler, 63-60, claiming their first-ever regular season victory over a nationally-ranked team.
- **Nov. 27, 2010:** UWM is the home team in a matchup with Marquette for the first time ever, falling in a 75-72 heartbreaker.
- **March 8, 2011:** The Panthers return to the league title contest, falling to eventual national runner-up Butler in front of 10,437 fans.
- **Dec. 13, 2011:** UWM nearly upsets rival Wisconsin in front of 10,143 fans. The Panthers had the game tied with five minutes remaining.
- **Oct. 31, 2013:** The Panthers return downtown after a one-year absence with an 80-52 exhibition victory over Marian University.
- **June 26, 2014:** The University of Wisconsin-Milwaukee and the Wisconsin Center District announce a new 10-year partnership that rebrands the old Arena as the UW-Milwaukee Panther Arena.
- **Nov. 6, 2014:** The Panthers claim a 68-54 exhibition victory over Platteville in the program's first official "home" game at UWM Panther Arena.
- **Dec. 10, 2014:** A crowd of 10,120 fills the Arena as the Panthers take on the No. 5/6 Wisconsin Badgers, a team that ended up as NCAA runner-ups on the season.



HORIZON LEAGUE

