



UNITED WE ROAR

MILWAUKEE MEN'S BASKETBALL
2019-20 MEDIA GUIDE

UNITED WE ROAR 

2019-20 MILWAUKEE PANTHERS



DEANDRE ABRAM
R-SR•6-8•G
CARROLLTON, TEXAS



HARRISON HENDERSON
R-JR•6-10•F/C
DALLAS, TEXAS



TE'JON LUCAS
R-JR•6-2•G
MILWAUKEE, WIS.



WIL SESSOMS
SR•6-9•F/C
LINDEN, N.J.



C.J. WILBOURN
FR•6-7•F/C
BLOOMINGTON, ILL.



ARTURO BINGHAM
SO•6-5•G
EDWARDS, MISS.



BOBBY ARTHUR-WILLIAMS
SR•6-7•F
POTOMAC, MD.



AMIR ALLEN
JR•6-8•F/C
RANDOLPH, N.J.



COURTNEY BROWN JR.
FR•6-7•G/F
COTTAGE GROVE, MINN.



TYLER ELLINGSON
FR•6-5•G
MENOMONEE FALLS, WIS.



RYAN WADDELL
FR•6-2•G
MEQUON, WIS.



DARIUS ROY
SR•6-2•G
LAWTON, OKLA.



LINCOLN WIESEMAN
GR•6-5•F
LAKE GENEVA, WIS.



SHAE MITCHELL
R-FR•6-7•G/F
LAKEVILLE, MINN.



JOSH THOMAS
JR•6-4•G
CHICAGO, ILL.



JAMAR MADGE
SO•6-3•G
KANSAS CITY, MO.



TYLER BEHRENDT
JR•5-11•G
GERMANTOWN, WIS.



VIN BAKER JR
RS•6-9•G/F
OLD SAYBROOK, CONN.



PAT BALDWIN
HEAD COACH



PARIS PARHAM
ASSISTANT COACH




TERRANCE MCGEE
ASSISTANT COACH



JOHN BOWLER
ASSISTANT COACH




ERIC WEISS
DIRECTOR OF
OPERATIONS



JASON NEWKIRK
VIDEO COORDINATOR &
GRADUATE ASSISTANT

ARCHITECTS, ENGINEERS & BUSINESS FRIENDS WORKING FOR THE FUTURE OF UW MILWAUKEE



CANNONDESIGN

225 N Michigan Ave Suite 1100 • Chicago, Illinois 60601
www.cannondesign.com



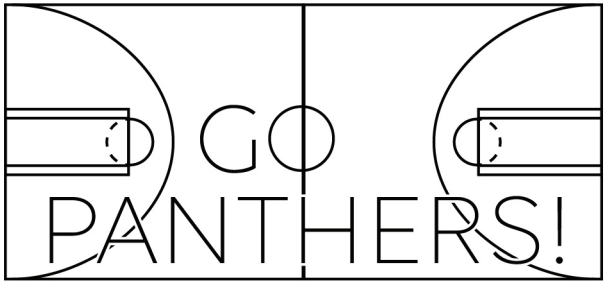
V. Marchese Inc.

WHOLESALE FRUITS, VEGETABLES & DAIRY

Phone: (414) 289-0995 • (800) 538-8838
Fax: (414) 289-0833
www.vmarchese.com



HGA ARCHITECTURE & ENGINEERING



HGA | Proud to be a Panther Partner for over 30 years!

HGA.COM



RING & DUCHATEAU

MEPT Consulting Engineers

HVAC • Plumbing • Electrical • Technology • Lighting Design • Commissioning
414.778.1700 www.ringdu.com



Performance

Elevator Consulting, LLC.
Elevator Consulting and Inspection Services
Paul S. Rosenberg, President

Post Office Box 464 Cell: 262-853-1054
Mequon, WI 53092-0464 PaulR@PEC-wi.com
Mequon Office: 262-242-3077 www.PEC-wi.com



DATA FINANCIAL, INC.

1100 Glen Oaks Lane, Mequon, WI 53092 • (262) 243-5511 • www.datafinancial.com

journal sentinel

PART OF THE USA TODAY NETWORK

Our team has your teams covered!
Stay connected to the best sports coverage and local news.

Visit jsonline.com/offers today to view special offers
or jsonline.com/memberguide to explore benefits!



PENTAGON

PROPERTY SERVICES

262.439.8419 | info@pentagonpropertieservices.com | www.pentagonpropertieservices.com



AQUATIC ADVENTURES

diveaai.com

262-938-6827

Leave the Ordinary Behind

CONTRACTORS BUILDING FOR THE FUTURE OF UW MILWAUKEE

"FROM CONCEPT & DESIGN, TO
THE BUILDING & MAINTENANCE"



BUTTERS-FETTING CO., INC.
MECHANICAL - ELECTRICAL - FIRE PROTECTION
CONTRACTORS & ENGINEERS

HVAC • PLUMBING • PROCESS PIPING • REFRIGERATION • ELECTRICAL
SHEET METAL • FIRE PROTECTION • CONTROLS • VENTILATION
INSTRUMENTATION • BUILDING AUTOMATION • CONTRACT MAINTENANCE

MILWAUKEE: (414) 645-1535 JANESVILLE (608) 531-0240

INFO@BUTTERSFETTING.COM • WWW.BUTTERSFETTING.COM • 24-HOUR #: (800) 361-6154

TRAX
International®

Customer focused, performance driven.

TRAX is committed to providing the highest level of
professional technical support and engineering services
to White Sands Missile Range.

www.traxintl.com

ProAxis LLC
RESTORATION & WATERPROOFING

4438 Robertson Rd
Madison, WI 53714

proaxisllc.com
(608) 279-7699

FSI Finan Services Inc.

THERESA FINAN - OWNER
info@finanservicesinc.com

Concrete Floor Prep • Shotblasting • Scarification • Power Washing
Oilfield Steamer Service • Crane Service

P.O. Box 112
Keleva, MI 49645

www.finanservicesinc.com

(231) 362-3737
Mobile: (231) 499-2071
Fax: (231) 362-2174

ORLANDINI
FLOORING

CARPET | VINYL FLOORS | TILE & STONE
RUBBER FLOORS | WOOD FLOORS | GYM FLOORS | FLOORING DEMO

W226N781 Eastmound Drive, Suite B | Waukesha, WI 53186
262.522.8060 | www.OrlandiniFlooring.com

C.L.S.
Custom Laminating Specialists, LLC

RECEPTION COUNTERS • LAMINATED CABINETS • COMPUTER SOLUTIONS
HOME BARS • LAMINATE • SOLID SURFACE & QUARTZ COUNTERTOPS

JEFF KRUMBACH

2170 Speaker Court, Green Bay, WI 54313

Email: jkrumbach@customlaminatingspecialists.com

(920) 434-4266 • Fax: (920) 434-4565 • Cell: (920) 366-0070 • www.customlaminatingspecialists.com

RHL
ENTERPRISES
LLC.

Innovative Products for Today's Evolving Infrastructure

832 Anita Avenue • Antioch, IL 60002
Office: (847) 395-6821 • Cell: (815) 451-6082
E-mail: rich@rhlusa.com • Web: www.rhlusa.com



Richard Lengvenis



LAKEWOOD FILTERS, INC.

Dick Baumgartner, CAFS
Certified Air Filter Specialist

Lakewood Filters, Inc.

5030 North 124th Street
Milwaukee, WI 53225

414-461-4788 Phone
414-461-4938 Fax
www.lakewoodfilters.com

Air Filter Sales, Air Filter Changing Service
Air Duct Cleaning, IAQ Surveys



Ace of Spray
262-439-8419
wi-sales@aceofspray.com
www.aceofspray.com

David Tenor



Sewer, Water and Development

DTC David Tenor Corp

2759 Dewey Decker Drive
Green Bay, WI 54313

Phone: 920-360-9246
Fax: 920-857-3248

Email: david.tenor.dtc@gmail.com

Mared
mechanical

Flexible Services Smart Solutions

- HVAC
- Plumbing
- Fire Protection
- Temperature Controls
- Electrical
- Design Build
- New Construction & Retrofits
- LEED Accredited
- Preventative Maintenance

Choose Smart.
Choose Mared Mechanical.

24 HOUR SERVICE

PHONE (414) 536-0411 | FAX (414) 536-0534

4230 W. DOUGLAS AVE. MILWAUKEE, WI. 53209



**Want a baller
workplace?**

We'll give you the assist!

FORRER BUSINESS INTERIORS

Milwaukee, WI forrerinteriors.com 414.906.3200

Table of Contents

TV/Radio Roster	IFC
Table of Contents/Quick Facts	1
2019-20 Rosters	2
2019-20 Schedule	3

Coaching Staff

Pat Baldwin	4-5
Paris Parham	6
Terrance McGee	6
John Bowler	7
Eric Weiss	7
Jason Newkirk	7
Support Staff	8

Media Information

Milwaukee Athletic Communications	9
---	---

Panther Profiles

DeAndre Abram	10
Wil Sessoms	11
Bobby Arthur-Williams	12
Darius Roy	13
Amir Allen	14
Tyler Behrendt	15
Jamar Madge	15
Harrison Henderson	16
Te'Jon Lucas	17
Shae Mitchell	18
Lincoln Wieseman	19
Josh Thomas	19
Arturro Bingham	20
C.J. Wilbourn	20
Courtney Brown Jr.	21
Tyler Ellingson	21
Ryan Waddell	22
Vin Baker Jr.	22

2018-19 in Review

Team Statistics	23
Schedule/Results	24
Horizon League in Review	25
Points-Rebounds-Assists	26-27
Individual Highs and Lows	26-27
Team Highs and Lows	28
Miscellaneous Statistics	29

History

Men's Basketball History	30-32
All-Time Letterwinners	33-35
Panther Hall of Famers	36-38
Postseason Tournament Teams	39-50
NCAA Tournament Records	51
Tournament Championship Teams	52-53
League Tournament Records	54-55

Records

Yearly Win-Loss Records	56
Annual Team Leaders	57
1,000-Point Club/500-Rebound Club	58
Pre-Division I Records	58-59
Team Single-Game Records	60-61
Individual Game Records	62
Team Single-Season Records	63
Individual Single-Season Records	64
Career Records	65
Opponent Team Records	66-67
Opponent Individual Records	67
All-Time Series Records	68-69
All-Time NCAA Division I Series Records	70
NCAA Division I Series Histories	71-79
Game-by-Game Results	80-97
All-Time Horizon League Award Winners	98
Attendance Records	99
UW-Milwaukee Panther Arena	99-100

Follow The Panthers All Season Long

Official Website:	mkepanthers.com
Radio:	Black & Gold Network
Television:	MY24 Sports
Web Stream:	ESPN+/ESPN3
Facebook:	facebook.com/MilwaukeePanthers
YouTube/Black & Gold Network:	youtube.com/uwmathletics
Official Blog:	uwmpantherscom.blogspot.com
Twitter:	Department: @MKEPanthers
	Team: @MKE_MBB
	Head coach Pat Baldwin: @CoachBaldwin23
	Assistant A.D. for Athletic Communications Chris Zills: @sidzills

The 2019-20 Men's Basketball Media Guide was written and edited by Chris Zills with editorial assistance provided by Cody Bohl and Callie Hebert. Photographs courtesy of Mike Gryniwicz, Len Cederholm and UWM Visual Imaging. Printing by UWM UITS Copy Center.

Quick Facts

General Information

School ..	University of Wisconsin-Milwaukee
City/Zip	Milwaukee, Wis. 53211
Founded	1885
Enrollment	24,836
Nickname	Panthers
Colors	Black and Gold
Arena	UW-Milwaukee Panther Arena
Capacity	10,783
Conference	Horizon League
Chancellor	Mark Mone
Director of Athletics	Amanda Braun
Associate AD/SWA	Kathy Litzau
Athletics Phone	414-229-5151
Ticket Manager	Julius Martinez
Ticket Office Phone	414-229-5886

Coaching Staff

Head Coach	Pat Baldwin
Alma Mater/Year	Northwestern/1994
Record at Milwaukee	25-39/3rd Year
Career Record	Same
Assistant Coach	Paris Parham
Assistant Coach	Terrance McGee
Assistant Coach	John Bowler
Director of Operations	Eric Weiss
Video Coordinator/Graduate Assistant	Jason Newkirk
Athletic Trainer	Andrew Jedlicka

Team Information

2018-19 Overall Record	9-22
Home/Away/Neutral	6-8/3-12/0-2
League Record	4-14
League Finish	10th
League Tournament Finish	DNQ
Starters Returning/Lost	3/2
Letterwinners Returning/Lost	7/3
Newcomers/Redshirts	10/1

History

First Year of Basketball	1896
First Year in Division I	1990-91
All-Time Record	1,364-1,288-1 (.514)
NCAA Appearances/Last	4/2014
Last NCAA Appearance ...	Villanova/L, 53-73
NIT Appearances/Last	2/2011
Last NIT Appearance ..	Northwestern/L, 70-61
CBI Appearances	1/2012
Last CBI Appearance	TCU/L, 83-73

Media Relations

Asst. AD for Communications/MBB Contact	Chris Zills
Cell Phone	414-750-2090
Home Phone	262-334-7050
E-mail	czills@uwm.edu
Associate Dir. of Communications ...	Cody Bohl
Coordinator - Content Creation & Strategy	Ashley Steltenpohl
Communications Assistant	Callie Hebert
Multimedia Coordinator	Kolton Schlichting
SID Fax	414-229-5749
Press Row Phone	414-229-6276

2019-20 Milwaukee Numerical Roster

#	Name	Pos.	Height	Weight	Year	Hometown/High School/Last School	Major
1	DeAndre Abram	G	6-8	210	R-Sr.	Carrollton, Texas / Creekview / George Mason	Communications
2	Harrison Henderson	F/C	6-10	240	R-Jr.	Dallas, Texas / South Grand Prairie / USC	Communications
3	Te'Jon Lucas	G	6-2	180	R-Jr.	Milwaukee, Wis. / Milwaukee Washington / Illinois	Community Engagement
4	Wil Sessoms	F/C	6-9	225	Sr.	Linden, N.J. / St. Mary's of the Assumption / Lee	Community Engagement
5	C.J. Wilbourn	F/C	6-7	233	Fr.	Bloomington, Ill. / Normal Community	Information Technology
10	Arturro Bingham	G	6-5	195	So.	Edwards, Miss. / Terry / Southwest Mississippi CC	Sociology
11	Bobby Arthur-Williams	F	6-7	227	Sr.	Potomac, Md. / Covenant Life / Redlands CC	Psychology
12	Amir Allen	C	6-8	225	Jr.	Randolph, N.J. / Morris Catholic / Northern Oklahoma	Urban Studies
13	Courtney Brown Jr.	G/F	6-7	205	Fr.	Cottage Grove, Minn. / East Ridge	Business
14	Tyler Ellingson	G	6-5	180	Fr.	Menomonee Falls, Wis. / Sussex Hamilton	Business
15	Ryan Waddell	G	6-2	175	Fr.	Mequon, Wis. / Homestead	Business
20	Darius Roy	G	6-2	185	Sr.	Lawton, Okla. / Eisenhower / Connors State	Community Engagement
21	Lincoln Wieseman	F	6-5	215	Gr.	Lake Geneva, Wis. / Badger / Northeastern State	Community Engagement
22	Shae Mitchell	G/F	6-7	205	R-Fr.	Lakeville, Minn. / Lakeville South	Communications
24	Josh Thomas	G	6-4	205	Jr.	Chicago, Ill. / Simeon / Wabash Valley	Communications
25	Jamar Madge	G	6-3	180	So.	Kansas City, Mo. / Raytown South	Civil Engineering
34	Tyler Behrendt	G	5-11	175	Jr.	Germantown, Wis. / Germantown	Marketing
*	Vin Baker Jr.	G/F	6-9	190	Rs.	Old Saybrook, Conn. / Hamden Hall / Boston College	Business

2019-20 Milwaukee Alphabetical Roster

#	Name	Pos.	Height	Weight	Year	Hometown/High School/Last School	Major
1	DeAndre Abram	G	6-8	210	R-Sr.	Carrollton, Texas / Creekview / George Mason	Communications
12	Amir Allen	C	6-8	225	Jr.	Randolph, N.J. / Morris Catholic / Northern Oklahoma	Urban Studies
11	Bobby Arthur-Williams	F	6-7	227	Sr.	Potomac, Md. / Covenant Life / Redlands CC	Psychology
*	Vin Baker Jr.	G/F	6-9	190	Rs.	Old Saybrook, Conn. / Hamden Hall / Boston College	Business
34	Tyler Behrendt	G	5-11	175	Jr.	Germantown, Wis. / Germantown	Marketing
10	Arturro Bingham	G	6-5	195	So.	Edwards, Miss. / Terry / Southwest Mississippi CC	Sociology
13	Courtney Brown Jr.	G/F	6-7	205	Fr.	Cottage Grove, Minn. / East Ridge	Business
14	Tyler Ellingson	G	6-5	180	Fr.	Menomonee Falls, Wis. / Sussex Hamilton	Business
2	Harrison Henderson	F/C	6-10	240	R-Jr.	Dallas, Texas / South Grand Prairie / USC	Communications
3	Te'Jon Lucas	G	6-2	180	R-Jr.	Milwaukee, Wis. / Milwaukee Washington / Illinois	Community Engagement
25	Jamar Madge	G	6-3	180	So.	Kansas City, Mo. / Raytown South	Civil Engineering
22	Shae Mitchell	G/F	6-7	205	R-Fr.	Lakeville, Minn. / Lakeville South	Communications
20	Darius Roy	G	6-2	185	Sr.	Lawton, Okla. / Eisenhower / Connors State	Community Engagement
4	Wil Sessoms	F/C	6-9	225	Sr.	Linden, N.J. / St. Mary's of the Assumption / Lee	Community Engagement
24	Josh Thomas	G	6-4	205	Jr.	Chicago, Ill. / Simeon / Wabash Valley	Communications
15	Ryan Waddell	G	6-2	175	Fr.	Mequon, Wis. / Homestead	Business
21	Lincoln Wieseman	F	6-5	215	Gr.	Lake Geneva, Wis. / Badger / Northeastern State	Community Engagement
5	C.J. Wilbourn	F/C	6-7	233	Fr.	Bloomington, Ill. / Normal Community	Information Technology

Pat Baldwin	Head Coach
Paris Parham	Assistant Coach
Terrance McGee	Assistant Coach
John Bowler	Assistant Coach
Eric Weiss	Director of Basketball Operations
Jason Newkirk	Video Coordinator/Graduate Assistant
Andrew Jedlicka	Assistant Athletic Trainer

* Player will be sitting out the 2019-20 season due to NCAA transfer regulations

Pronunciations

Tyler Behrendt ... BEAR-ent
Shea Mitchell ... Shay

Arturro Bingham ... Arr-TURE-oh BING-em
Ryan Waddell ... Wah-DELL

Te'Jon Lucas ... Tee-john
Lincoln Wieseman ... WEES-man

2019-20 Men's Basketball Schedule

Date	Opponent	Location	Time
10/31/19	Cardinal Stritch (Exh.)	Klotsche Center	7 PM
11/5/19	Concordia Wisconsin	UWM Panther Arena	7 PM
11/9/19	Western Michigan (Homecoming)	UWM Panther Arena	6 PM
11/12/19	Wisconsin Lutheran	UWM Panther Arena	7 PM
11/15/19	Kansas City	UWM Panther Arena	7 PM
11/19/19	North Dakota	UWM Panther Arena	7 PM

Islands of the Bahamas Showcase (November 22-24)

11/22/19	vs. Rice	Nassau, Bahamas	1 PM
11/23/19	vs. Liberty or Morgan State	Nassau, Bahamas	10 AM / 4 PM
11/24/19	vs. TBD	Nassau, Bahamas	TBA

12/3/19	at Drake	Des Moines, Iowa	TBA
12/10/19	at Kansas	Lawrence, Kan.	7 PM
12/14/19	Eastern Illinois	UWM Panther Arena	7 PM
12/21/19	at Wisconsin	Madison, Wis.	4 PM
12/28/19	at Northern Kentucky*	Highland Heights, Ky.	12 PM
12/30/19	at Wright State*	Dayton, Ohio	6 PM

1/3/20	IUPUI*	UWM Panther Arena	7 PM
1/5/20	UIC*	UWM Panther Arena	1 PM
1/11/20	at Green Bay*	Green Bay, Wis.	6 PM
1/16/20	Detroit Mercy*	UWM Panther Arena	7 PM
1/18/20	Oakland*	UWM Panther Arena	6 PM
1/23/20	at Youngstown State*	Youngstown, Ohio	6 PM
1/25/20	at Cleveland State*	Cleveland, Ohio	2 PM
1/31/20	Wright State*	UWM Panther Arena	7 PM

2/2/20	Northern Kentucky*	UWM Panther Arena	1 PM
2/6/20	at UIC*	Chicago, Ill.	7 PM
2/8/20	at IUPUI*	Indianapolis, Ind.	11 AM
2/15/20	Green Bay*	UWM Panther Arena	6 PM
2/21/20	at Oakland*	Rochester, Mich.	7 PM
2/23/20	at Detroit Mercy*	Detroit, Mich.	12 PM
2/27/20	Cleveland State*	UWM Panther Arena	7 PM
2/29/20	Youngstown State*	UWM Panther Arena	7 PM

2020 Horizon League Men's Basketball Championship

3/3/20	First Round	Campus sites (highest seed hosts)	TBA
3/5/20	Quarterfinals	Campus sites (highest seed hosts)	TBA
3/9/20	Semifinals	Indianapolis, Ind.	6 PM/8:30 PM
3/10/20	Championship	Indianapolis, Ind.	6 PM

*Horizon League Games | Home Games in **BOLD** | Times Subject to Change



Pat Baldwin

Head Coach • Third Season • Northwestern, 1994



Pat Baldwin was named head coach of the Milwaukee men's basketball team on June 20, 2017. In his first season on the bench, he led the Panthers to 16 victories, an improvement of five wins over the prior season while also finishing four spots higher in the final Horizon League regular season standings.

Included in that record was an impressive 17-point (73-56) victory over a Loyola Chicago team that finished the season ranked No. 7 in the final *USA Today* Coaches Poll, advanced to the Final Four and posted 32 wins including contests over No. 5 Florida, No. 13 Tennessee, No. 22 Miami and No. 24 Nevada. MKE also handed Iowa State its first loss in a home opener in 20 years when it upended the Cyclones, 74-56, in Baldwin's second official game as head coach.

In the classroom, the team was honored as part of the NCAA Academic Progress Rate (APR) Public Recognition Awards for outstanding academic achievement. Milwaukee was one of just 35 men's basketball programs recognized nationwide and the only member of the Horizon League on the list after posting a perfect 1,000 four-year rate. The program achieved the same distinction in May 2019 for this past school year.

Five different school records were set over the course of the 2017-18 campaign, with Milwaukee advancing to the semifinals at Motor City Madness - the only league school to advance that far in each of the two seasons.

In his second year, the team was among NCAA leaders at times in nearly setting the program record for free throw percentage (at .746) and was essentially in every game, holding second-half leads in eight of the final 11 outings of the campaign.

Baldwin joined Milwaukee from Northwestern University and became the seventh head coach since Milwaukee's 1990 move to NCAA Division I.

"We are proud to have Patrick join the UW-Milwaukee family," said UWM Chancellor Mark Mone at the time of the hiring. "His deep commitment to have our student-athletes succeed in the classroom as well as on the court reflects the values of Milwaukee basketball. I know he will also play an important role in helping to connect our university to the community."

Baldwin spent four seasons as an assistant coach at Northwestern, helping rebuild his alma mater into a force in the Big Ten.

"Pat has played a major role in the resurgence of a successful program and is ready to take the next step as a head coach," Milwaukee Director of Athletics Amanda Braun said. "We are very happy that step will be taken at UWM and as a Panther. He is very familiar with the Horizon League and the Midwest and will continue to build on the foundation we have put in place. I am thrilled to welcome Patrick, his wife, Shawn, and their children to the Milwaukee program."

"I want to thank Amanda Braun and Chancellor Mone for affording me the opportunity and honor to serve as the head coach at the University of Wisconsin-Milwaukee," Baldwin said. "I am extremely excited about this opportunity to lead a program that has a great tradition of winning, resources to help facilitate our ascension in the Horizon League and commitment from the entire administration. Our main goal and focus is to compete and win championships. I can't wait to get started with our current roster of student-athletes and work toward achieving great success both on and off the court."

A key member of the Northwestern coaching staff under head coach Chris Collins, Baldwin saw the Wildcats increase their win total in each of his four years there.

That culminated his final season with a school-record 24 victories and the first NCAA tournament berth in school history. NU's 2016-17 season also included 10 wins in Big Ten play for the first time since the 1930s. That followed what was a school-record 20 wins during the 2015-16 campaign.

As an assistant coach at NU, where he worked primarily with the guards, Baldwin helped the Wildcats land recruiting classes ranked in the nation's top 30.

"The entire Wildcats community is thrilled for Pat Baldwin, an outstanding representative of our university," said Northwestern Vice President for Athletics & Recreation Jim Phillips. "He was an exceptional student-athlete, and has been an incredible mentor for our young men during his tenure on the men's basketball staff."

Baldwin, a 1994 graduate of Northwestern, was one of the top players in school history. He still stands among the top 20 scorers, was a three-time team captain, graduated as



Year No. 3 of the Pat Baldwin Era



the school's all-time leader in steals and assists, and was the Big Ten Defensive Player of the Year as a senior.

"I'd like to thank the Northwestern University community under the leadership of President Morty Schapiro, Vice President for Athletics & Recreation Jim Phillips and his staff, head coach Chris Collins, the staff and players for four unbelievable years," Baldwin said. "I was able to come back to my alma mater and be a part of a tremendous transformation in the men's basketball program, culminating in a dance in the NCAA tournament. Thank you for all of the great memories."

Baldwin played professionally in Bosnia and Croatia before joining the coaching ranks. He has valuable firsthand experience in the Horizon League, beginning with two seasons as an assistant at UW-Green Bay before a seven-year stop at Loyola Chicago, where he finished as the associate head coach. Prior to arriving at Northwestern, he spent two seasons at Missouri State, where he recruited Missouri Valley Conference Freshman of the Year Marcus Marshall.

A native of Leavenworth, Kansas, Baldwin got his coaching start during the 2001-02 season at Lincoln University in Jefferson City, Missouri.

Baldwin was a standout player for Northwestern from 1990-94. He still ranks first in school history with 272 career steals, second all-time with 452 assists and 20th with 1,189 points. His 90 steals as a freshman in 1990-91 are the school's single-season record, while his 154 assists as a senior in 1993-94 rank third in school history.

Patrick and Shawn (née Karey – herself a former Northwestern volleyball player) have four children: Patrick, Tatum, Brooke and Claire.

What they are saying about Pat Baldwin:

"Pat has played an integral role in the building of our program at Northwestern over the last four years. He has been heavily involved in all aspects of the program, whether it be on the court as a coach, in recruiting, in the community or with our alumni. He is more than ready to head to Milwaukee and do a terrific job. I know that he will do great things."

- Chris Collins, Northwestern head men's basketball coach

"Pat Baldwin is one of the greatest basketball players ever to wear Northwestern's uniform, and his tireless dedication and positive energy were invaluable during his time as a coach. He will be missed, but I know the entire Northwestern community is delighted to see such a terrific man receive such a wonderful opportunity."

-Mike Greenberg, TV and Radio Host, ESPN & ABC

"Pat's limitless enthusiasm, vast knowledge of the game, relentless work ethic, and steadfast commitment to the student-athlete experience have prepared him for this opportunity. This is a spectacular hire by Amanda Braun to lead the Panthers, and we can't wait to see what the future holds for Pat, Shawn, Patrick, Tatum, Brooke and Claire, who will always be a part of the Wildcats family."

- Northwestern Vice President for Athletics & Recreation Jim Phillips

"I have had the chance to get to know Pat as an assistant for my son, Chris, over the past four years. He is one of the finest men I have ever been around in my 45 years in sports. His integrity is off the charts, and you will love his ability to connect with people socially and what he brings to the table for your program. He has a great family and is all about the right things. He's a wonderful man, a terrific coach and a great teacher. He has a great basketball mind, a great spirit and a great heart. We will miss him at Northwestern. You got yourself a star and a true champion in Pat Baldwin."

- Doug Collins, former NBA head coach and current NBA analyst for ESPN



Paris Parham begins his third season as an assistant coach for the Milwaukee men's basketball team in 2019-20.

Parham, a Chicago native, is closing in on 20 years in the coaching profession and came to Milwaukee following five seasons as an assistant coach at Illinois. While a member of John Groce's Fighting Illini staff, the squad averaged 19 victories per year and made post-season appearances three times, winning nearly 100 games (95-75).

"I am extremely excited to have Paris join our Milwaukee Panther family," head coach Pat Baldwin said at the time of his hiring. "Paris provides extensive experience recruiting and coaching high-caliber student-athletes throughout the Midwest. Paris' recruiting prowess and versatility as a coach will be a great asset to the Milwaukee Panther program."

Parham arrived at Illinois after five years as an assistant at Illinois State. ISU won 104 games during Parham's tenure on former head coach Tim Jankovich's staff. The Redbirds recorded four 20-plus win seasons in five years, advancing to the NIT four times and the Missouri Valley Tournament championship game on three occasions.

Parham spent the previous three years in Chicago, serving one season as head coach at Morgan Park (2007) and two seasons as head coach at Phillips Academy (2005-06). He was the Chicago Public League's Red-Central Coach of the Year in 2005 after leading Phillips to an undefeated conference record. During this time, Parham also coached with the AAU program Full Package and assisted at the Chicago Bulls Training Academy.

Prior to his coaching stops at the high school level, Parham served for three seasons as an assistant coach at Maryland-Eastern Shore (2002-04). He entered the coaching ranks at his alma mater, Minnesota State (formerly Mankato State), serving as a graduate assistant (1996) before spending five seasons as an assistant coach (1997-2001).

Parham's collegiate playing career included two years each at Lincoln College (1992-93) and Minnesota State (1994-95). At Lincoln, Parham was a two-year team captain and set the school's single-season assist record. Parham completed his career at Minnesota State with 556 points in 54 games (10.3 ppg). He led the team in assists in consecutive years, with his 5.2 average ranking eighth on the Mavericks' all-time single season assists list. He also still holds the school record for career steals average at 1.9 spg. Parham earned All-North Central Conference (NCC) honorable mention honors as a senior in 1995 and also was named the league's co-most improved player.

Parham earned two degrees from Minnesota State, a bachelor's in business administration in 1995 and a master's in education administration in 2000. He and his wife, Keisha, have two sons, Paris Jr. and Kai.

Paris Parham

Assistant Coach, Third Season
Minnesota State, 1995



Terrance McGee begins his third season as an assistant coach for the Milwaukee men's basketball team in 2019-20.

McGee joined the Panthers following six seasons as an assistant at Southern Illinois University. While with the Saluki's, he played a key role to the team's rise to 22 victories in 2016 and has proven himself as a strong recruiter in the St. Louis area, helping develop all-conference SIU guards Desmar Jackson and Anthony Beane Jr.

McGee joined the Panthers following six seasons as an assistant at Southern Illinois University. While with the Saluki's, he played a key role to the team's rise to 22 victories in 2016 and has proven himself as a strong recruiter in the St. Louis area, helping develop all-conference SIU guards Desmar Jackson and Anthony Beane Jr.

"I am proud to welcome Terrance and his family back home and to the Milwaukee Panther family," head coach Pat Baldwin said at the time. "Terrance has great knowledge and understanding of the Milwaukee and Wisconsin high school basketball landscape, which is the base of our recruiting efforts. Terrance is a very good role model for our young men and will help develop them on and off the court."

Prior to Southern, McGee served two seasons as an assistant coach at Grand Valley State University, during which time the Lakers compiled a 33-21 record, including a 19-8 mark and third-place finish in the Great Lakes Intercollegiate Athletic Conference in 2011.

A 6-foot-2 guard who played collegiately for two seasons at Missouri State (2001-03), McGee averaged 14.9 points, 3.5 rebounds and 4.3 assists his senior year and earned First-Team All-Missouri Valley Conference and All-Defensive Team honors.

Prior to MSU, he spent two years at Kirkwood Community College (1999-2001). After his college career, McGee played professionally overseas for seven years.

A native of Milwaukee, Wis., McGee earned his undergraduate degree in hospitality and restaurant administration at MSU and was working toward a Master's Degree at Grand Valley.

Terrance McGee

Assistant Coach, Third Season
Missouri State, 2003



John Bowler enters year No. 1 as an assistant coach for the Milwaukee men's basketball program in the 2019-20 campaign.

"I am very excited to add John to our program and staff," head coach Pat Baldwin said at the time of the hiring. "He checked the boxes in many areas as I was conducting our search. John was an accomplished player, garnering several accolades as one of the best mid-major players in the country while at Eastern Michigan. His years playing both collegiately and professionally was something I was looking for to work with our

young men. In addition, his experience as a head coach and teacher is an added value to our program moving forward."

Bowler joins the Panthers following one season as the head coach at Des Moines Area Community College in Boone, Iowa. He led the Bears to a 22-10 overall record last winter, with the season coming to a close with a loss in the semifinals of the National Junior College Athletic Association (NJCAA) Region XI Division II Basketball Championship.

Last season wrapped up a five-year stay at DMACC for Bowler, with the first four as the top assistant on the staff. During that stretch, the team compiled 98 wins, capturing an ICCAC Conference championship, a Region XI championship, while also earning an NJCAA tournament appearance. Bowler's first season at DMACC saw the Bears finish 28-7 and culminated with a trip to the Final Four of the 2015 NJCAA national tournament.

During his time at DMACC, Bowler helped produce multiple all-region and academic all-region players, while sending over 20 Bears on to four-year institutions, with 15 of those moving on to the NCAA Division I or Division II ranks.

A Chicago native and alum of Notre Dame High School, Bowler spent the 2013-14 season as a graduate assistant coach at Delta State University (DSU) in Cleveland, Mississippi. While at DSU, Bowler helped lead the Statesmen to a 26-7 record, the regular season Gulf South Conference Championship and a Sweet 16 appearance in the NCAA Division II tournament.

Bowler entered the coaching ranks after an outstanding collegiate and professional playing career. As a four-year letterwinner Eastern Michigan University, Bowler scored 1,427 points (finishing 13th in EMU history) and recorded 801 rebounds (sixth in EMU history) to compile one of the finest careers in the history of Eagles basketball.

His best season came as a senior, when he averaged 20.1 points and 10.8 rebounds per game while being recognized by Sporting News Magazine as one of the top Mid-Major players in the country. Bowler was a two-time captain, and two-time All-Mid American Conference honoree at EMU. Bowler went on to play six successful seasons in Germany's top professional league for ENBW Ludwigsburg (2010-2012) and Telekom Baskets Bonn (2006-2009).

Bowler is married to wife, Elizabeth – a former Eastern Michigan volleyball player – and has two daughters, Grace and Charlotte, and a son, JD.

John Bowler

Assistant Coach, First Season
Eastern Michigan, 2006



Eric Weiss joined the staff of the Milwaukee men's basketball program prior to the start of the 2018-19 campaign.

He spent last season as a graduate manager, helping out in all aspects of the program.

He will serve in the position of Director of Basketball Operations in 2019-20. In that role, he will work directly with head coach

Pat Baldwin on coordinating team travel, budget, practices and other program functions.

Weiss, who calls Birmingham, Mich., home, graduated from Lawrence University in 2018 with a degree in history. While at Lawrence, he played basketball for four years for the Vikings and was a team captain. He was named to the Academic All-Midwest Conference Team and NABC Honors Court in 2018.

Eric Weiss

Director of Basketball Operations, Second Season
Lawrence, 2018



Jason Newkirk joined the staff of the Milwaukee men's basketball program prior to the start of the 2018-19 campaign.

Newkirk came to Milwaukee following last season as the assistant coach at Colby Community College in Colby, Kansas. In his only year, the Trojans went 20-12 and advanced to the quarterfinals of the NJCAA Region VI Tournament.

Newkirk grew up in South Carolina. His college playing career included two seasons with the Raiders of Oakton Community College (Ill.). He spent his final two campaigns at Olivet Nazarene University, where he graduated with a degree in marketing management.

Jason Newkirk

Video Coordinator/Graduate Assistant, Second Season



Andrew Jedlicka was promoted to Associate Athletic Trainer in the summer of 2019. Jedlicka was hired in November of 2016 and works primarily with the UWM men's basketball and women's tennis teams. He also serves as the insurance coordinator for the department and was the Interim Director of Sports Medicine during the 2018-19 school year.

Jedlicka comes to the Panthers from the University of Northern Iowa, where he spent the two seasons as the UNI women's basketball athletic trainer.

Jedlicka earned both his athletic training bachelor's degree in 2010 and his athletic training master's degree in 2013, receiving both degrees from UNI. He served as a graduate assistant athletic trainer for the Panthers from Jan. 2012 to May 2014, primarily assisting the UNI football squad.

Andrew Jedlicka

Associate Athletic Trainer, Fourth Season



Scott Warras is in his fourth season as the Panthers' radio play-by-play announcer in 2019-20.

In addition to these responsibilities, he also handles hosting duties for Coach Pat Baldwin's weekly radio show and for numerous digital projects on MKEPanthers.com.

No stranger to Milwaukee Panthers Athletics, Warras spent a decade as the radio voice of the women's basketball program, while also handling television play-by-play duties for Panthers' baseball.

When he's not calling games for the black and gold, Warras is an on-air personality at WTMJ Radio in Milwaukee. He can be heard Saturday afternoons hosting his own weekly show, as well as serving as the primary guest host for the station's regular weekday lineup. He originally got his start in broadcasting at his alma mater, Wisconsin Lutheran College, where he oversaw the school's sports' broadcast efforts.

Scott Warras

Radio Play-by-Play, Fourth Season
Wisconsin Lutheran College, 2003



Matt Holt

Director of Strength and Conditioning



Andy Van Sistine

Academic Advisor



Chris Zills is the Assistant Athletic Director for Athletic Communications for the Milwaukee Panthers. He joined the athletic department in July of 2005 as the assistant sports information director, after spending four years as the head sports information director at Marian University in Fond du Lac, Wis. At Milwaukee, Zills is the primary media relations contact for men's basketball, and men's and women's soccer.

Zills received his undergraduate degree in Sports Management from Wisconsin-La Crosse and his master's

degree from Marian University. He has been a member of the College Sports Information Directors of America since 2001 and has received national publication awards from CoSIDA for his work on media guides 16 times, including "Best in the Nation" for the cover of the 2009 men's soccer media guide.

He resides in West Bend with wife, Bridget, and two sons - Quinn, born in 2005, and Lucas, born in the summer of 2008.

Chris Zills

Athletic Communications, Fifth Season
La Crosse, 1997
Marian University, 2004



Media members are invited to visit www.mkepanthers.com - the officially sanctioned website of Milwaukee Athletics - to keep up with all of the latest information on the Milwaukee men's basketball program. The site features weekly releases and previews prior to gameday, plus complete game recaps, postgame quotes, box scores and up-to-date statistics. Fans can also follow the stats of all home games live online.

The site also features profiles on every Milwaukee men's basketball player, as well as special feature stories on the team, updated throughout the season. Plus the website - hosted by Sidearm Sports - has updated information on all 15 of MKE varsity sports.

Assistant AD for Athletic Communications/MBB Contact
Associate Director - Athletic Communications
Coordinator - Content Creation & Strategy
Multimedia Services Coordinator
Communications Assistant
Press Row Phone
Website
Zills Cell
Zills E-Mail
Bohl Office/E-Mail
Steltenpohl Office/E-Mail
Schlichting Office/E-Mail
SID Office Fax
Shipping Address

Chris Zills
Cody Bohl
Ashley Steltenpohl
Kolton Schlichting
Callie Hebert
(414) 229-6276
www.mkepanthers.com
414-750-2090
czills@uwm.edu
920-740-3936/bohl@uwm.edu
414-435-8118/steltenp@uwm.edu
414-229-6079/schlichk@uwm.edu
414-229-5749
UWM Athletics - Sports Information
UWM Pavilion, Room 147
Milwaukee, WI 53211

Media Room Information

The UWM Panther Arena Media Room is located on the lower concourse on the east end of the building. The room is equipped with phone lines, wireless internet access and power supplies available on a first-come, first-served basis. The media room is also the location for all postgame media conferences and an audio box with ample plug-in space is available for a clean audio feed of the conferences.

Gameday Media Services

The media room is open 90 minutes prior to the scheduled tipoff. Game notes, programs, media guides, updated team and league statistics, plus other special information, will be available in the media room at that time. A pregame meal is served in the media room approximately one hour prior to the tipoff. The media room is also the site of all postgame media conferences. The visiting coach and requested players will be brought to the media room following a 10-minute cooling-off period, followed by Milwaukee players and head coach.

Locker Room Policies

The basketball locker room is closed to the media before and after all games, home and away. Players and coaches will be brought out of the locker room to speak with members of the media as requested. The training room is also closed to the media. Special requests for access to the locker room and other closed portions of the facilities should be made well in advance of game day.

Photographer Access

Photographers may shoot from the baselines behind the marked lines on the floor. One-half of each baseline will be available, with the other half being used by cheerleaders and dance squads. Because of space limitations, photographers cannot shoot from press row or in front of press row.

Radio Broadcasts

Space is reserved courtside for the visiting team's official radio station, as designated by the visiting school's sports information department. The reserved space, located next to the visiting team bench, includes three seats, a complimentary phone line, an ethernet line, stat and video monitor and power outlets. Due to space limitations, additional seats are not available.

Television Broadcasts

The television rights to all home men's basketball games are held by Milwaukee Athletics. Visiting schools or other groups wishing to originate a television broadcast from the arena should contact Chris Zills and Wisconsin Center District Event Manager Krista Momsen at (414) 908-6000 well in advance of the game date. Space can be reserved for the broadcast team at courtside directly across from the scorers' table and camera locations are located throughout the arena. There is also parking for a television mobile unit on the northwest side of the building.

Welcome to Milwaukee Basketball

The Milwaukee Athletic Communications staff welcomes your coverage of the 2019-20 Panther men's basketball team. Assistant AD for Athletic Communications Chris Zills serves as the main contact for men's basketball. He can be reached by cell phone at (414) 750-2090 or by e-mail at czills@uwm.edu.

Getting the Information

The communications office produces a game notes packet for every men's basketball game, as well as releases for other special announcements and events. To be added to an electronic mailing list, contact Chris Zills. The releases are also available in the media room prior to every Milwaukee men's basketball game.

Interview Requests

Head coach Pat Baldwin and members of the men's basketball team are available to the media on a regular basis following practice. Most practices take place in the afternoon, though exact times do vary from day-to-day. Arrangements for phone interviews can also be made, but should be made through the communications office. Requests for interviews on game days must be made in advance.

Home Game Credential Requests

All requests for media credentials for Milwaukee men's basketball home games should be made to Chris Zills as early as possible. Working members of the media will be assigned a seat courtside or in the upper-level media area and will receive access to the UWM Panther Arena Media Room or Klotsche Center Media Room. Passes that are not mailed will be available at the media will call table, located on the east end of the main lobby at the UWM Panther Arena or the main lobby of the Klotsche Center. Parking passes are available, but space is extremely limited. Contact Chris Zills for more information.

G



#1



DeAndre Abram

6-8 • 210 • Redshirt Senior

Carrollton, Texas

George Mason

2018-19: Appeared in all 31 games in his first season in Milwaukee, making starts in 28 contests ... averaged 12.1 points and 6.9 rebounds per game ... rebounding average was a team-high and was second in scoring ... finished fifth in the Horizon League in rebounds and 19th in scoring ... entered 2018-19 with per-game averages of 5.9 points and 2.7 rebounds, making 14 starts in 41 games ... led the team in scoring on seven occasions (his season-high of 31 was also a team-best in 2018-19) and in rebounding in six contests ... his six double-doubles was also a team-high ... put together an impressive line of 15 points (2 on a high-flying dunk), 7 rebounds and 4 blocks against Concordia Wisconsin in the exhibition win Oct. 31 ... chipped in 9 points and 8 boards in his Milwaukee debut in the season opener at Boston College Nov. 6 ... contributed his second career double-double against North Dakota Nov. 11, posting 12 points and 12 rebounds ... produced his second-straight double-double against FIU Nov. 13, finishing with 11 points and a career-best 15 rebounds ... also set career-highs with 3 blocks and 34 minutes played ... put together his third double-double of the season against Albany Nov. 23, finishing with 13 points and 12 boards ... added a career-best 3 assists ... finished with 12 points and 8 rebounds against Drake Dec. 6, sinking a career-best 9 free throws (9-11 FT) ... posted his fourth double-double of the season in the win at UMKC Dec. 13, recording a Panther-best 20 points while adding 10 rebounds ... made 7-10 FG and an impressive 5-6 showing from distance ... put together his best outing as a Panther against WLC Dec. 16 ... posted his second double-double in a row, finishing with 25 points (2nd-most of career) and 11 boards ... also set career-high with 4 assists and 10 made field goals ... named Horizon League Player of the Week Dec. 17, the first for a Panther since December of 2015 ... chipped in 13 points in the win over Cleveland State Jan. 3 ... led the way with 18 points in the win at Oakland Jan. 10, icing the game with a pair of free throws with 9.1 seconds left ... went off for a career-high 31 points against Detroit Mercy Jan. 12, breaking his former mark of 27 (vs. Wagner, 12/22/15) ... his 12 field goals also set a new high and his 6 3's tied his career best ... added team-best 7 rebounds and 3 steals ... led the way with 19 points and a career-high 16 boards against UIC Jan. 17 ... 16 rebounds topped his former high of 15 and tied for the eighth-most in a game in school history ... also played a career-high 39 minutes against the Flames ... just missed a double-double at YSU Feb. 7, finishing with 13 points and 9 boards ... poured in 28 points against Detroit Mercy Feb. 14, adding 6 boards ... tied career-best with 12 made FG's ... led the way with 19 points against IUPUI Feb. 22, adding 7 boards ... led the way with 15 points at UIC Feb. 24, adding 5 boards and 3 steals.

2017-18: Sat out the 2017-18 campaign due to transfer regulations ... two seasons of eligibility remaining.

Prior to MKE: Joins the program following two seasons at George Mason ... appeared in nine games as a sophomore, making one start ... shot 46.2 percent from the floor, averaging 3.4 points and 2.0 rebounds in under 10 minutes per game on average ... that followed a very good freshman campaign, in which he appeared in all 32 games and made 13 starts ... averaged 6.6 points and 2.9 rebounds per contest, highlighted by a 27-point/10-rebound effort against Wagner that earned him one of two Atlantic 10 Rookie of the Week honors that season ... his first came after a career-high 24-point effort against Longwood in his first collegiate start.

High School: Scored 16.9 points per game as a senior at Creekview High School, earning 2015 District 11-5A Offensive Player of the Year honors ... named All-Region 2-5A and Team MVP after helping Creekview to its first playoff win in 12 years ... team captain junior season ... First Team All-District 10-4A and Co-MVP ... earned the Crimson Honor for Junior Representative for PTSA.

Personal: Son of Dewanda Hurd-Lumpkins and DeAndrew Abram ... nickname is Drego ... has a sister, DreeAna, who plays volleyball at Louisiana-Lafayette ... mother played collegiate volleyball and father played collegiate basketball at Texas College ... a communications major ... chose UWM for the opportunity to play basketball and because of the bond with the coaches ... career goal is to play professionally after college ... most memorable sports experience was hitting the game-winner against a rival school in a high school contest ... hobbies include video games, chilling with friends and listening to music ... born June 1, 1997.

Year	G-GS	Min-MPG	FG-FGA	FG%	3pt-Att	3pt%	FT-FTA	FT%	O-D	Reb	RPG	Ast	TO	BL	ST	Pts	PPG
2015-16 @ GM	32-13	658-20.6	76-221	.344	33-120	.275	36-37	.703	25-69	94	2.9	6	21	12	6	211	6.6
2016-17 @ GM	9-1	82-9.1	12-26	.462	2-8	.250	5-7	.714	7-11	18	2.0	1	5	3	1	31	3.4
2018-19 @ MKE	31-28	1004-32.4	136-357	.381	58-180	.322	45-59	.763	35-180	215	6.9	33	47	23	22	375	12.1
Totals 3 years	72-42	1744-24.2	224-604	.371	93-308	.302	76-103	.738	67-260	327	4.5	40	73	38	29	617	8.6

F/C



#4



Wil Sessoms

6-9 • 225 • Senior

Linden, N.J.

Lee College

2018-19: Appeared in all 31 games in his first season in Milwaukee, earning a spot in the starting lineup 12 times ... averaged 3.7 points and 2.6 rebounds per game ... chipped in 2 points, 5 rebounds and 3 blocked shots in the exhibition win over CUW Oct. 31 ... a spark off the bench against FIU Nov. 13, finishing with a season-high 17 points in just 16 minutes of playing time, finishing one rebound short of a double-double (9) in just 16 minutes on the court ... nice effort in the comeback win against LIU Brooklyn Nov. 20, finishing with 13 points and 9 rebounds, playing a season-high 24 minutes ... tied for the team lead with 9 points against SFA Dec. 1, adding a team-best 7 rebounds ... earned his first MKE start at North Dakota Dec. 9 ... helped team secure big road win at Oakland Jan. 10 with a huge second half, scoring all 13 of his points after intermission ... hit a key pair of 3's down the stretch to keep his team ahead.

Prior to MKE: Came to Milwaukee after playing one season at Lee College in Baytown, Texas ... appeared in 27 games for the Runnin' Rebels in 2017-18, shooting 46.2 percent from the floor and 74.7 percent from the free throw line ... averaged 10.2 points and 5.4 rebounds per game, scoring in double-figures on 15 occasions ... went for a season-high 26 points against Lone Star College in late November ... spent the 2016-17 campaign at New Mexico Military Institute in Roswell, New Mexico ... played in 30 games, averaging 6.0 points and 6.2 rebounds while shooting 45.6 percent from the field.

High School: Four-year letterwinner on the basketball court for St. Mary's of the Assumption ... also ran track and played soccer.

Personal: Son of Tiffany Jacobs ... nickname is ILLWILL ... a community engagement & education major ... chose Milwaukee because it felt like home ... career goal is to play in the NBA or FIBA International ... most memorable sports experience was his final game at Lee College ... born June 9, 1998.

Year		G-GS	Min.-MPG	FG-FGA	FG%	3pt-Att	3pt%	FT-FTA	FT%	O-D	Reb	RPG	Ast	TO	BL	ST	Pts	PPG
2018-19		31-12	399-12.9	47-117	.402	9-48	.188	13-26	.500	26-56	82	2.6	7	26	10	6	116	3.7
Totals	1 year	31-12	399-12.9	47-117	.402	9-48	.188	13-26	.500	26-56	82	2.6	7	26	10	6	116	3.7

F



#11



Bobby Arthur-Williams

6-7 • 227 • Senior

Potomac, Md.

Redlands CC

2018-19: Appeared in all 31 games in his first season in Milwaukee, earning a spot in the starting lineup 10 times ... averaged 3.0 points and 3.0 rebounds per game ... started and chipped in 4 points and added a game-high 10 rebounds in the exhibition win over Concordia Wisconsin Oct. 31 ... hit both of his free throws and two of three from long distance to finish with 8 points in the win against LIU Brooklyn Nov. 20 ... chipped in 4 points and tied for the team lead with 8 rebounds against Drake Dec. 6 ... also played a season-high 30 minutes against the Bulldogs ... contributed a season-high 10 rebounds in just 17 minutes on the court against Wisconsin Lutheran Dec. 16 ... chipped in a season-high 3 assists against the Warriors ... finished with 8 points at Western Michigan Dec. 22, hitting a pair of key three-pointers ... hit a key 3-pointer during the comeback win over CSU Jan. 3, finishing with 5 points while tying for the team lead with 6 rebounds ... grabbed 7 rebounds at Cleveland State Feb. 9 ... contributed a season-high 11 points and added 8 rebounds in just 20 minutes off the bench against Detroit Mercy Feb. 14.

Prior to MKE: Joins the Panthers after a season at Redlands Community College in El Reno, Okla. ... averaged an impressive double-double of 17.7 points and 10.7 rebounds per game ... shot 52 percent from the field and 72 percent from the free throw line, adding 4.0 assists per game ... netted a season-high 35 points on a pair of occasions, grabbing as many as 18 rebounds in a game ... closed the season with double-doubles in 14 of his final 16 appearances ... spent his freshman year at Louisburg, making 30 starts for a team that finished 30-5 on the season ... in just 16.7 minutes per game, averaged 4.1 points and 4.5 rebounds per contest.

High School: Two-time MVP of his Covenant Life High School team ... averaged 12.2 points as a senior ... also spent two seasons on the football team and three season playing badminton ... Dean's List member ... spent three years with club team Mid-Atlantic Select.

Personal: Son of Bobby Arthur-Williams and Justina Opoku ... sister, Sarafina, played basketball at Mt. St. Mary's ... a psychology major with a sociology minor ... chose UWM because of the coaches and the basketball culture ... most memorable sports experience was losing on a buzzer-beater in the championship in high school ... career goal is to play basketball professionally or be a therapist, fire fighter movie star or pilot ... hobbies include listening to music, watching movies and sleeping ... has done volunteer work with mission programs ... born Feb. 20, 1997.

Year	G-GS	Min.-MPG	FG-FGA	FG%	3pt-Att	3pt%	FT-FTA	FT%	O-D	Reb	RPG	Ast	TO	BL	ST	Pts	PPG
2018-19	31-10	512-16.5	36-90	.400	8-33	.242	14-30	.467	37-56	93	3.0	20	38	8	11	94	3.0
Totals 1 year	31-10	512-16.5	36-90	.400	8-33	.242	14-30	.467	37-56	93	3.0	20	38	8	11	94	3.0

G



#20



Darius Roy

6-2 • 185 • Senior

Lawton, Okla.

Connors State

2018-19: Impressed in his first season in a Milwaukee uniform, making 28 starts in 29 appearances (missed two games at end of season to injury) ... led team in scoring at 15.8 points-per-game, finishing eighth in the Horizon League ... shot 44.9 percent from the field, 40.5 percent from the line and 84.3 percent from the line ... added 4.1 rebounds per game ... handed out a team-high 118 assists ... scored in double-figures on 24 occasions ... led team in scoring 16 times, scoring 20-or-more points in seven games ... also ranked third in the Horizon League in 3PT FG% (.405), fifth in assists (4.1 apg), 12th in steals (team-high 1.2 spg), fifth in minutes per game (35.0), seventh in FT percentage (.843) and 10th in assist-to-turnover ratio (1.3) ... entered 2018-19 with NCAA per-game averages of 1.4 points and 1.2 rebounds after playing his freshman season at Mercer ... led the way in the exhibition against CUW Oct. 31, netting 22 points on 7-11 shooting ... added 3 assists and made 6-8 free throws ... paced the Panthers with an NCAA career-high 15 points at Boston College Nov. 6, topping his former high of 9 against Ogelthorpe in December of 2016 ... also grabbed 3 rebounds and set new NCAA-best with 6 assists and 29 minutes played (former high was 20) ... led the way again against North Dakota Nov. 10, scoring 18 points to set a new career high once again ... added 6 assists, career-best 4 steals and 3 boards ... led MKE in scoring for the third straight game at FIU Nov. 13, resetting career-high with 19 points ... also set an NCAA-best with 6 rebounds ... 13 points and 4 rebounds at Cincinnati Nov. 16 ... continues to impress, leading the way with a career-best 27 points against LIU Brooklyn Nov. 20 ... added an 11-for-12 showing from the line and scored 22 of his 27 after intermission to lead the comeback ... contributed 17 points and a career-best 8 assists while playing all 40 minutes against Albany Nov. 23 ... led the way offensively with 19 points against Drake Dec. 6 ... led the team with 20 points at North Dakota Dec. 9 ... scored 15 of his 17 points to lead the second-half comeback at UMKC Dec. 13, making the go-ahead layup with 16.4 seconds left ... led the way with 18 points at WMU Dec. 22, tying season-high with 6 boards ... made 4-of-5 from long-range in the win ... led the way with 25 points against Green Bay Dec. 29, his second-highest output of the season ... led the way for the third game in a row against CSU Jan. 3, scoring 24 on 10-16 shooting from the floor ... added 14 points and 5 assists, while also leading the team with a career-high tying 6 rebounds in the win at Oakland Jan. 10 ... hit a key 3-pointer with 2 minutes left to secure the win ... nearly perfect on his way to 25 points in the win against IUPUI Jan. 17 ... finished 9-11 FG, 3-3 on 3's and 4-4 from the line ... paced the offense with 18 points at Green Bay Feb. 1, adding 5 assists and 5 rebounds ... flirted with what would have been the fifth triple-double in school history at YSU Feb. 7, finishing with 20 points, a career-best 10 rebounds (first career double-double) and 7 assists ... went for 17 points/8 boards/6 assists two days later at CSU ... finished with 22 points against Oakland Feb. 16, bolstered by a perfect 10-10 from the line (tied for the fifth-most FT makes without a miss in program history) ... netted 18 points at IUPUI Feb. 22.

Prior to MKE: Spent one season at Connors State College in Warner, Oklahoma, leading the nationally-ranked Cowboys to a 31-4 record and an appearance in the Elite Eight of the NJCAA National Basketball Tournament after earning the No. 12 national seed in the event ... started all 35 games, directing an offense that put up 90.3 points-per-game on the season ... averaged 12.8 points, 5.5 assists, 4.8 rebounds and 1.6 steals per game, shooting 48 percent from the floor, 41 percent from three-point range and 76 percent from the free throw line ... posted season-highs of 26 points, collected as many as 11 rebounds in a game and handed out as many as 11 assists - including 9 or more on six occasions while also finishing the campaign with over twice as many assists (194) as turnovers ... played at Mercer as a freshman, where he appeared in 18 games for the Bears.

High School: Named the Oklahoma Basketball Coaches Association 2016 Class 5A Player of the Year as a senior ... averaged 21.3 points, 4.4 rebounds, 3.3 assists and 2.8 steals per game ... led his team to a 23-5 record his final campaign, falling in the state semifinals ... that followed a 5A State Championship as a junior, averaging 15 points and 5 assists per game for the Eagles.

Personal: Son of Earl and Kutoria Roy ... nickname is D. Roy ... a communications major ... chose Milwaukee because he liked the coaching staff, the family atmosphere and the vibe with the team ... also saw it as a great opportunity to play at the NCAA DI level ... career goal is to earn his degree and play basketball at the professional level ... most memorable sports experience was winning a state title as a junior in high school and advancing to the Elite Eight in the NJCAA Tournament ... hobbies include video games, hanging out with the team, playing ping-pong and fishing ... born March 3, 1998.

Year	G-GS	Min-MPG	FG-FGA	FG%	3pt-Att	3pt%	FT-FTA	FT%	O-D	Reb	RPG	Ast	TO	BL	ST	Pts	PPG
2016-17 @ Mercer	18-0	112-6.2	10-33	.303	8-24	.333	2-9	.222	9-12	21	1.2	7	6	0	6	26	1.4
2018-19 @ MKE	29-28	1,015-35.0	164-365	.449	45-111	.405	86-102	.843	13-105	118	4.1	118	93	7	36	459	15.8
DI Totals 2 years	47-28	1,127-23.5	174-398	.437	53-135	.393	88-111	.793	22-117	139	3.0	125	99	7	42	485	10.3

C



#12



Amir Allen

6-8 • 225 • Junior

Randolph, N.J.

Northern Oklahoma

2018-19: Started 30 of the 31 games he appeared in over the course of his first season in Milwaukee ... averaged 6.1 points and 4.3 rebounds per game ... led the team in field-goal shooting at 55.6 percent ... would have finished third in the Horizon League in the category, but did not have enough attempts to qualify ... also led the team with 32 blocked shots, which finished sixth in the Horizon League (1.1 bpg) ... made both shots and finished with 5 points and a pair of rebounds in 9 minutes of action against CUW in the exhibition Oct. 31 ... solid MKE debut in the season opener at Boston College Nov. 6, grabbing a team-high 11 rebounds to go with 8 points and 4 blocks ... block total tied a collegiate-high ... helped MKE to the win against Albany Nov. 23 with a season-best 10 points, hitting 4-5 FG's in just 18 minutes ... tied for the team lead with 10 rebounds at UMKC Dec. 13, adding the final points of the comeback victory with a dunk in the closing seconds ... chipped in 7 points and led the team with 7 rebounds against Green Bay Dec. 29 ... scored a Panther-best 12 points at Detroit Mercy Jan. 12, sinking 5-7 FG's while tying a season-high with 21 minutes ... upped his season-high the very next game against UIC Jan. 17, finishing with 16 on an efficient 6-8 FG shooting ... also saw a season-high 23 minutes against the Flames ... went 4-4 from the floor and 4-5 from the line for 12 points at Wright State Jan. 24 ... also played a season-high 26 minutes against the Raiders ... went 5-of-7 from the floor and finished with 13 points and 4 rebounds in just 17 minutes of action at YSU Feb. 7 ... posted his third double-figure rebound effort (10) of the season at Cleveland State Feb. 9 ... added his first MKE double-double with 11 points on 5-8 shooting in just 21 minutes ... in double-figures for the third game in a row against Detroit Mercy Feb. 14, finishing with 14 points (7-9 FG), while adding 3 assists and 4 boards ... tied season-high with 11 rebounds at IUPUI Feb. 22.

Prior to MKE: Comes to Milwaukee following one season at Northern Oklahoma College in Tonkawa, Oklahoma ... enjoyed a tremendous freshman campaign with the Mavericks, appearing in all 32 games as the team went 24-8 overall, seeing its season end in a three-point heartbreaker in the NJCAA Region 2 Semifinals ... found his way into the starting lineup quickly, eventually making 27 starts ... shot an impressive 63.1 percent (147-of-233) from the floor ... averaged 11.8 points-per-game, getting to the free throw line 141 times and connecting on 85 of those attempts ... added 7.0 rebounds, 1.2 blocks and nearly a steal per contest ... scored in double-figures in 22 games, with a season-high 23 points coming in a victory over Link Year Prep Nov. 21 ... recorded six double-doubles, grabbing as many as 14 rebounds in a game ... named to the all-academic team.

High School: As a prep, was named 2015-16 All *Daily Record* Boys Basketball Player of the Year after leading Morris Catholic to three straight league titles overall ... averaged 22.8 points, 13.2 rebounds and 4.3 blocks per game, which were all county highs ... earned postseason honors three times, including twice as a first-team selection.

Personal: Parents are Keith Allen and Theo and Kendra Charley ... a human resource management major ... chose Milwaukee because of the city and the coaching staff that will push him to be his best ... career goal is to win an NCAA championship ... most memorable sports experience was being named county Player of the Year as a senior ... hobbies include basketball, video games, watching Netflix and chilling with friends ... does regular volunteering with community service projects ... born Nov. 1, 1997.

Year	G-GS	Min-MPG	FG-FGA	FG%	3pt-Att	3pt%	FT-FTA	FT%	O-D	Reb	RPG	Ast	TO	BL	ST	Pts	PPG
2018-19	31-30	516-16.6	75-135	.556	0-2	.000	38-70	.543	60-74	134	4.3	19	21	32	9	188	6.1
Totals 1 year	31-30	516-16.6	75-135	.556	0-2	.000	38-70	.543	60-74	134	4.3	19	21	32	9	188	6.1

G



#34



Tyler Behrendt

5-11 • 175 • Junior

Germantown, Wis.

Germantown

2018-19: Appeared in 12 games over the course of his sophomore campaign ... recorded 13 points and six rebounds ... shot 44.4 percent from the floor and 100 percent from the free throw line (4-for-4) ... made Milwaukee debut in the final minute against Cincinnati Nov. 16, nearly sinking a 3-pointer in the final possession ... grabbed a rebound in two minutes of playing time against Buffalo Nov. 30 ... saw 3 minutes of playing time against Wisconsin Lutheran Dec. 16, adding assists on back-to-back possessions down the stretch ... saw 3 minutes of time on the court late against Youngstown State Jan. 5 ... scored the first points of his collegiate career on a layup ... compiled the best game of his collegiate career against Northern Kentucky Feb. 28 ... ended the night with career-highs across the board, recording 7 points, 3 rebounds, 2 assists and a steal ... had seen the court for 11 minutes on the year and came through with 21 against the Norse ... saw 12 minutes in the season finale against Wright State March 2, scoring 4 points and picking up an assist ... member of the Horizon League Academic Honor Roll.

2017-18: Joined the program as a walk-on late in the season ... did not see game action ... member of the Horizon League Academic Honor Roll.

High School: A four-year member of the successful Germantown High School basketball team ... helped team to a pair of conference crowns and a runner-up finish in the state championship ... averaged 10 points per game ... also a member of the volleyball team for two seasons, finishing one of them as the state runner-ups ... Dean's List member ... club team was Wisconsin Swish.

Personal: Son of Kurt and Marla Behrendt ... mother played volleyball at MKE ... a marketing and supply chain management major ... chose UWM because his entire family went to school here ... career goal is to coach basketball at some level ... most memorable sports experience was hitting a half-court buzzer beater in high school to send a game to overtime ... has done volunteer work with the homeless and at youth camps ... hobbies include swimming, cooking and listening to music ... born Nov. 26, 1997.

Year	G-GS	Min.-MPG	FG-FGA	FG%	3pt-Att	3pt%	FT-FTA	FT%	O-D	Reb	RPG	Ast	TO	BL	ST	Pts	PPG
2018-19	12-0	44-3.7	4-9	.444	1-3	.333	4-4	1.000	1-3	4	0.3	5	2	0	1	13	1.1
Totals	2 years	12-0	44-3.7	4-9	.444	1-3	.333	4-4	1.000	1-3	4	0.3	5	2	0	13	1.1

G



#25



Jamar Madge

6-3 • 180 • Sophomore

Kansas City, Mo.

Raytown South

2018-19: Saw action in 26 games as a freshman ... scored 38 points and recorded 13 rebounds ... made his Milwaukee debut with one minute on the court late at Boston College Nov. 6 ... put in an impressive outing against #21/#20 Buffalo Nov. 30, scoring the first 5 points of his collegiate career (3-3 FT) in a season-high 13 minutes on the floor ... chipped in 4 points and a rebound in 7 minutes of playing time against Stephen F. Austin Dec. 1 ... played a season-high 23 minutes in front of hometown fans at UMKC Dec. 13, scoring 5 points which included a key 3-pointer during the comeback ... buried three 3's in a row during the second half of the game against Youngstown State Jan. 5 ... finished with a season-best 9 points, all coming in a span of just 64 seconds on the clock ... came through with 8 points against Northern Kentucky Feb. 28, sinking a pair of 3's.

High School: A Missouri Class 4 All-State First-Team selection at Raytown South High School ... led the Cardinals to a 25-6 record as a senior, falling in the Missouri Class 4 State Championship game in which he scored 23 points ... an All-District 13 and First-Team All-Suburban Conference honoree each of his final two seasons ... ranked as the No. 14 prospect in the state of Missouri by MaxPreps ... led the team in three-pointers made while averaging 16 points and 4.6 rebounds per contest his final season ... also an all-district and all-conference track performer (800m) ... All-Academic Team member who graduated in the top 10 percent of his class ... played three club seasons with Team Rush.

Personal: Son of Jamar (Sr.) and Jodie Madge ... a civil engineering major and a business minor ... chose UWM because of the relationship he established with Coach Baldwin ... career goal is to play in the NBA and to work for a top engineering firm ... most memorable sports experience was making it to the state title game as a senior ... hobbies include hanging out with friends, talking on the phone and watching TV ... has done volunteer work with Harvesters, a community food network ... born Nov. 8, 1999.

Year	G-GS	Min.-MPG	FG-FGA	FG%	3pt-Att	3pt%	FT-FTA	FT%	O-D	Reb	RPG	Ast	TO	BL	ST	Pts	PPG
2018-19	26-0	184-7.1	12-42	.286	8-23	.348	6-9	.667	5-8	13	0.5	5	3	0	1	38	1.5
Totals	1 year	26-0	184-7.1	12-42	.286	8-23	.348	6-9	.667	5-8	13	0.5	5	3	0	38	1.5

F/C



#2



Harrison Henderson

6-10 • 240 • Redshirt Junior

Dallas, Texas

Southern California

2018-19: Sat out the campaign due to transfer regulations and has two seasons of eligibility remaining.

Prior to MKE: Joins the program following two seasons at the University of Southern California ... played in 11 games as a sophomore, with the Trojans posting a 24-12 record while finishing the postseason in the National Invitation Tournament ... as a freshmen, Henderson averaged 1.3 points and a rebound per contest as USC posted 26 victories before getting knocked out of the NCAA Tournament in the second round.

MILWAUKEE



High School: Came to USC as a three-star recruit in the class of 2016 ... was ranked No. 265 nationally in the 247Sports composite, 63rd among power forwards and 17th in the state of Texas ... South Grand Prairie High School team went 25-9 and reached the semifinals of the Texas 6A regional championships as a senior ... averaged 12.1 points and 6.6 rebounds and was named first team all-district ... additionally, was an academic first-team selection and National Honor Society member.

Personal: Son of Bill and Sharon Banks ... biological father, Phil Henderson (played at Duke 1987-90 making three Final Fours), passed away in 2013 ... a communications major ... chose Milwaukee because of the great family feel and the academic graduate rate ... most memorable sports experience was hitting the game-winner against a rival in high school ... born March 18, 1997.

Year	G-GS	Min.-MPG	FG-FGA	FG%	3pt-Att	3pt%	FT-FTA	FT%	O-D	Reb	RPG	Ast	TO	BL	ST	Pts	PPG
2016-17 @ USC	13-0	50-3.8	5-14	.357	2-5	.400	5-12	.417	1-11	12	0.9	2	2	4	2	17	1.3
2017-18 @ USC	11-0	26-2.4	2-10	.200	0-2	.000	0-0	.000	2-4	6	0.5	0	1	0	0	4	0.4
Totals 2 years	24-0	76-3.2	7-24	.292	2-7	.286	5-12	.417	3-15	18	0.8	2	3	4	2	21	0.9

G



#3



Te'Jon Lucas

6-2 • 180 • Redshirt Junior

Milwaukee, Wis.

Illinois

2018-19: Sat out the campaign due to transfer regulations and has two seasons of eligibility remaining.

Prior to MKE: Joins the program following two seasons at Illinois ... averaged 5.7 points, 2.2 rebounds and 3.2 assists in 29 games as a sophomore, making 19 starts over the course the season ... shot 47.8 percent (64-of-134) from the field, leading the Illini in assists-per-game ... that followed a freshman season in which he appeared in 31 games, making 15 starts while averaging 4.8 points and a team-best 3.1 assists per contest ... finished fourth in the Big Ten in steals in league play (1.5 spg) and fifth with a 2.2 assist-to-turnover ratio.

High School: The No. 138 prospect in the Class of 2016 according to the Composite Ranking, the former Milwaukee Washington High School standout put up impressive numbers in high school, earning unanimous Wisconsin Basketball Coaches Association First-Team D2 All-State honors despite having his final season cut short with a leg injury ... averaged 20.5 points, 5.3 rebounds, 7.8 assists and 2.8 steals per game his last prep season, choosing Illinois over offers from USC, Purdue and Old Dominion while also being recruited by Michigan ... runner-up for Mr. Basketball ... led team to a 14-4 mark before the injury and was still named the state's top senior point guard by the Wisconsin Sports Network and the City Co-Player of the Year ... a four-star recruit by Scout and three-stars by Rivals, 247Sports and ESPN, Lucas also averaged 14.3 points and 5.2 assists as a junior, earning second-team all-league honors.

Personal: Son of Thomas and Marie Lucas ... a community engagement & education major ... chose Milwaukee because it was close to home and a good basketball opportunity ... career goal is to own his own business ... born Oct. 10, 1998.



MILWAUKEE

Year	G-GS	Min.-MPG	FG-FGA	FG%	3pt-Att	3pt%	FT-FTA	FT%	O-D	Reb	RPG	Ast	TO	BL	ST	Pts	PPG
2016-17 @ Ill.	31-15	642-20.7	47-115	.409	12-32	.375	42-71	.592	7-51	58	1.9	95	51	1	32	148	4.8
2017-18 @ Ill.	29-19	620-21.4	64-134	.478	5-19	.263	32-52	.615	12-53	65	2.2	94	56	3	31	165	5.7
Totals 2 years	60-34	1262-21.0	111-249	.446	17-51	.333	74-123	.602	19-104	123	2.1	189	107	4	63	313	5.2

G/F



#22



Shae Mitchell

6-7 • 205 • Redshirt Freshman

Lakeville, Minn.

Lakeville South

2018-19: Redshirted the season and maintained freshman eligibility.

High School: Was on the Watch List for the 2018 “Mr. Basketball” award in the state of Minnesota at Lakeville South High School ... averaged over 16 points-per-game as a senior, finishing as the school’s all-time leading rebounder as well as shot-blocker ... crossed the 1,000-point plateau as a junior, a year in which he averaged 15 points and 5 rebounds per contest ... an All-South Suburban Conference selection as a senior, junior and a sophomore (when he averaged 16.7 points/5.0 rebounds), the team captain entered his final prep season as one of the top players in the Class of 2018 in the state ... was named to the Preseason All-State Class AAAA Team and played on the Grassroots Circuit with nationally-known D1 Minnesota ... also played football and ran track.

Personal: Son of Lester and Kari Mitchell ... a business major ... chose Milwaukee because he liked the team, city and coaching staff and feels like the situation fits his goals perfectly ... career goal is to continue with basketball and then get into a business career ... most memorable sports experience was watching and playing with former teammate Jack Sorenson when he put up 44 points against Hopkins ... loves to go fishing and to cook ... has done volunteer work with Feed my Starving Children ... born Nov. 13, 1999.

F



#21



Lincoln Wieseman

6-5 • 215 • Graduate Student

Lake Geneva, Wis.

Northeastern State

Prior to MKE: Played the 2018-19 season at Northeastern State in Tahlequah, Okla. ... comes to UWM with one year of immediate eligibility remaining after earning his undergraduate degree in Business Organizational Leadership ... appeared in 20 games, making five starts ... averaged 3.1 points and 2.7 rebounds per game ... shot 42.3 percent from the field ... scored a season-high 11 points against Southwestern Oklahoma Nov. 9 ... grabbed a season-best nine rebounds at Central Christian (Mo.) Nov. 30 ... spent two seasons at Bryant & Stratton College before that, joining the program for its inaugural season as a freshman ... two-year team captain ... averaged 16.3 points and 6.7 rebounds per game as a sophomore, shooting 56.9 percent from the floor and 81.7 percent from the free throw line ... named all-region his final season with the Bobcats ... had per-game averages of 17.5 points and 5.6 rebounds per contest as a freshman.

High School: Selected as the Southern Lakes Conference Boys Basketball Player of the Year, Walworth County Player of the year and *Janesville Gazette* Player of the Year as a senior ... led the Badgers to the school's first Southern Lakes Conference title ... averaged 16.3 points, 7.1 rebounds and 4.4 assists per game ... named to the WBCA Academic All-State Team and D1 South All-Star roster following the season.

Personal: Son of Lyndon and Lise Wieseman ... working on a masters degree in community engagement and education ... chose Milwaukee because of his relationship with Coach Baldwin and the opportunity to come back home to Wisconsin ... born Aug. 30, 1996

MILWAUKEE

G



#24



Josh Thomas

6-4 • 205 • Junior

Chicago, Ill.

Wabash Valley

Prior to MKE: Joins the Panthers after spending two seasons at Wabash Valley College in Mount Carmel, Ill., helping the Warriors to 46 victories in that span ... as a sophomore, led the team to a 25-8 overall record and a spot in the NJCAA national Top 25 ... team posted a 16-2 mark in league play, earning the championship in the Great Rivers Athletic Conference ... earned first-team all-region and first-team all-conference accolades in 2018-19, averaging a team-high 15.3 points per game ... contributed 4.4 rebounds and 2.4 assists per contest, shooting 39.1 percent on three-pointers and 52.4 percent from the field ... netted 20-or-more points in a game 11 times on the season, totaling 752 points in his two years at WVC.

High School: Won a state title as a freshman at Simeon High School, earning a return trip his senior year while helping Simeon to the No. 1 ranking in the state.

Personal: Son of Tony and Sara Thomas ... nickname is "JT" ... a communications major ... club team was Mean Streets ... chose Milwaukee because he considered it the best fit for him ... career goal is to play professionally after college ... most memorable sports experience was hitting a game-winner ... hobbies include singing, rapping and watching movies ... born Oct. 17, 1997.

G



#10



Arturo Bingham

6-5 • 195 • Sophomore

Edwards, Miss.

Southwest Mississippi CC

Prior to MKE: Comes to Milwaukee following one season at Southwest Mississippi Community College in Summit, Mississippi ... will be eligible immediately and have three years remaining with the Panthers ... made nine starts in 22 appearances, checking in at 16.7 minutes per contest in 2018-19 ... averaged 6.4 points, 3.0 rebounds and 1.5 assists per night for the Bears, shooting 48.5 percent from the field, 36.0 percent on 3's and 82.8 percent from the free throw line ... scored in double-figures in seven games, including a season-high 15 against Mississippi Gulf Coast in mid-January ... Dean's List member.

High School: A graduate of Terry High School, was ranked No. 18 in the state of Mississippi by MaxPreps.com ... two-time team "Best Offensive Player", led the squad to a 20-8 mark and the MHSAA state tournament as a senior ... 2017 Slam Dunk champion of the Mississippi Junior All-Star Game ... MVP of the 2016 Crystal Springs High School Holiday Tournament ... also ran track for two seasons.

Personal: Son of Dedric and Tonocka Bingham ... nickname is "Turro" ... a sociology major ... chose Milwaukee to better his life and to put him in the best position possible ... career goal is to be successful ... lists his hobby as eating ... born Dec. 5, 1999.

F/C



#5



C.J. Wilbourn

6-7 • 233 • Freshman

Bloomington, Ill.

Normal Community

High School: Was named Big 12 Conference Co-Player of the Year and First-Team All-Big 12 after leading Normal Community High School to a 25-4 record and a Big 12 Conference title his final season ... Illinois High School Association Second-Team All-State after averaging 17.4 points and 6.2 rebounds per game ... shot 54 percent from the floor and 79 percent from the free throw line ... named the *Pantagraph* Player of the Year ... scored in double-figures in every game as a senior ... IHSA Academic honors ... Big 12 Conference academic honors.

Personal: Son of Stephen and Armie Wilbourn ... an information science technology major ... chose Milwaukee because it felt like the best place to continue his academic and athletic career ... career goal is to pursue a career in the technology field, specializing in computer programming ... lists his hobbies as reading, being with family and hanging out with friends ... has done volunteer work with Home Sweet Home Ministries and also with Eastview Christian Church ... born Nov. 4, 2000.

G/F



#13



Courtney Brown Jr.

6-7 • 205 • Freshman

Cottage Grove, Minn.

East Ridge

High School: Capped his career at East Ridge High School by leading the program to its most successful season ever, finishing 28-4 ... the Raptors claimed their first-ever sectional championship, making their first appearance in the state tournament ... team won 25 games in a row at one point ... finished his career with over 1,000 points and as East Ridge's all-time leading scorer ... Minnesota Mr. Basketball Watch List as a senior ... Minnesota Boys Basketball Player of the Year Super 6 for 2018-19 ... 2018-2019 Minnesota POY All-State Team ... perfect 16-0 record and a first-place finish in the Suburban East Conference as a senior ... averaged 15.6 points per game and shot 90 percent from the free throw line his final campaign ... competed in the American Family Insurance High School Slam Dunk Championships ... led the way with a scoring average of 21.5 ppg as a junior, helping the team to a 23-3 record ... averaged 10 points per game as a sophomore.

Personal: Son of Susan and Courtney Brown, Sr. ... a business major ... dad played for the Harlem Globetrotters from 1990-94 ... spent five seasons with the Howard Pulley (Minn.) club team ... chose Milwaukee because it was the school he was most comfortable at and it felt like family ... career goal is to help take the Panthers to the NCAA Tournament ... most memorable sports experience was going to state his senior year ... born Sept. 20, 2001.

MILWAUKEE

G



#14



Tyler Ellingson

6-5 • 180 • Freshman

Menomonee Falls, Wis.

Sussex Hamilton

High School: Averaged 8.5 points and shot 45 percent from three-point range as a senior at Sussex Hamilton High School ... helped his team spend much of the season at the top of the state rankings, reaching the sectional finals (finishing 21-5) ... Chargers claimed the regular-season Greater Metro Conference crown at 15-1 ... played in the Wisconsin Basketball Coaches Association All-Star Game ... averaged 7.6 points and 3.7 rebounds in an injury-shortened junior campaign ... that followed an 8.8 ppg clip as a sophomore ... three-year starter ... two-year captain ... academic award winner and high honor roll member.

Personal: Son of Brian and Connie Ellingson ... a business major ... spent 10 seasons with Ray Allen Select club team ... chose Milwaukee because of the coaches and facilities ... career goal is to become a college basketball coach ... most memorable sports experience was winning the conference title his senior year ... lists his hobbies as fantasy football, mini-golf, tubing and hanging out with friends ... born Nov. 15, 2000.

G



#15



Ryan Waddell

6-2 • 175 • Freshman

Mequon, Wis.

Homestead

High School: A Wisconsin Basketball Coaches Association Honorable Mention All-State selection for Homestead High School after averaging 20 points, 5 rebounds and 5 assists for the Highlanders, finishing the season 20-5 overall ... named a Senior Boys Basketball Wing Award Finalist ... shot over 60 percent from the field his final season ... scored 31 points to help his team claim the regional championship ... finished his career 26 points shy of 1,000 ... played in the WBCA All-Star Game ... two-time First-Team All-North Shore Conference selection ... two-time Team MVP ... averaged 17.5 ppg as a junior ... also played football for three seasons as a defensive back ... honor roll member.

Personal: Son of Steve and Kara Waddell ... a business major ... club teams were Wisconsin Shooters and Milwaukee Rebels ... chose Milwaukee because it felt like home and was a great opportunity to become better on and off the court ... career goal is to maximize himself as a player and a person ... most memorable sports experience was winning the regional championship his senior year ... lists his hobbies as video games, sleeping and swimming ... has done community service working with youth camps in the community ... born Nov. 28, 2000.

G/F



R/S



Vin Baker Jr.

6-9 • 190 • Redshirt

Old Saybrook, Conn.

Boston College

2019-20: Will sit out the campaign due to transfer regulations and have two seasons of eligibility remaining.

Prior to MKE: Joins the Panthers following two years at Boston College ... appeared in 41 games over his two campaigns at BC, scoring 70 points and grabbing 39 rebounds ... connected on 63.6 percent of his shot attempts from inside the arc and sank 85.7 percent of his free throws ... saw action in 29 games his freshman campaign, scoring a career-high 11 points in a victory at Pittsburgh.

High School: Ranked as the 26th-best player in the state of Connecticut by MaxPreps.com coming out of high school ... averaged 16.5 points, 7.0 rebounds and 2.0 assists per game as a senior at Hamden Hall County Day School ... was selected as a member of the Second Team All-NEPSAC (New England Prep School).

Personal: Son of Vin Baker Sr. and Shawne Baker ... father played 13 seasons in the NBA, was a four-time all-star, and is currently on the coaching staff of the Milwaukee Bucks ... a business marketing major with a leadership minor ... chose Milwaukee because of the opportunity for a second chance to chase his dream under an amazing coaching staff and amazing teammates ... most memorable sports experience was dunking for the first time in a game ... career goal is to play basketball professionally ... hobbies include video games and dancing ... has done volunteer work as a youth Sunday School leader ... born May 26, 1999.

Overall Statistics

##	Player	GP-GS	Min	Min/G	Total		3-ptrs		FT-FTA	PCT	Rebounds			PF-FO	A	TO	Blk	Stl	Pts	Avg
					FG-FGA	PCT	3FG-FGA	PCT			Off-Def	TOT	Avg							
20	Darius Roy	29-28	1015	35.0	164-365	.449	45-111	.405	86-102	.843	13-105	118	4.1	75-1	118	93	7	36	459	15.8
1	DeAndre Abram	30-28	1004	32.4	136-357	.381	58-180	.322	45-59	.763	35-180	215	6.9	66-2	33	47	23	22	375	12.1
11	Vance Johnson	31-6	651	21.0	111-240	.463	12-38	.316	80-93	.860	42-127	169	5.5	89-2	28	39	6	12	314	10.1
13	Jake Wright	31-25	946	30.5	91-224	.406	72-178	.404	34-36	.944	3-55	58	1.9	42-1	27	26	3	15	288	9.3
00	Bryce Barnes	25-15	659	26.4	53-152	.349	14-41	.341	33-49	.673	13-48	61	2.4	48-0	68	54	3	22	153	6.1
12	Amir Allen	31-30	516	16.6	75-135	.556	0-2	.000	38-70	.543	60-74	134	4.3	78-2	19	21	32	9	188	6.1
4	Wil Sessoms	31-12	399	12.9	47-117	.402	9-48	.188	13-26	.500	26-56	82	2.6	55-0	7	26	10	6	116	3.7
2	B. Arthur Williams	31-10	512	16.5	36-90	.400	8-33	.242	14-30	.467	37-56	93	3.0	71-1	20	38	8	11	94	3.0
25	Jamar Madge	26-0	184	7.1	12-42	.286	8-23	.348	6-9	.667	5-8	13	0.5	17-0	5	3	0	1	38	1.5
34	Tyler Behrendt	12-0	44	3.7	4-9	.444	1-3	.333	4-4	1.000	1-3	4	0.3	6-0	5	2	0	1	13	1.1
TM	Team										56-48	104				14				
Panthers		31	6225		765-1820	.420	237-692	.342	379-508	.746	295-801	1096	35.4	579-9	356	381	94	145	2146	69.2
Opponents		31	6225		796-1812	.439	276-817	.338	447-638	.701	308-817	1125	36.3	481-6	426	325	107	179	2315	74.7

Record	Overall	Home	Away	Neutral	Score By Periods (Overall)				Tot	Score By Periods (League)				Tot
League	4-14	3-6	1-8	0-0	Milwaukee				2146	Milwaukee				1232
Non-League	5-8	3-2	2-4	0-2	Opponents				2315	Opponents				1346

League-Only Statistics

##	Player	GP-GS	Min	Min/G	Total		3-ptrs		FT-FTA	PCT	Rebounds			PF-FO	A	TO	Blk	Stl	Pts	Avg
					FG-FGA	PCT	3FG-FGA	PCT			Off-Def	TOT	Avg							
20	Darius Roy	16-16	574	35.9	91-203	.448	27-60	.450	48-59	.814	8-65	73	4.6	47-1	67	51	6	23	257	16.1
1	DeAndre Abram	18-18	602	33.4	89-224	.397	35-109	.321	25-32	.781	22-90	112	6.2	37-1	20	24	12	15	238	13.2
13	Jake Wright	18-14	574	31.9	59-144	.410	46-113	.407	24-26	.923	2-34	36	2.0	27-1	20	18	2	13	188	10.4
11	Vance Johnson	18-5	381	21.2	63-143	.441	6-18	.333	51-61	.836	25-74	99	5.5	51-0	18	28	3	9	183	10.2
12	Amir Allen	18-18	332	18.4	53-88	.602	0-1	.000	20-42	.476	35-42	77	4.3	52-2	15	15	20	7	126	7.0
00	Bryce Barnes	15-10	433	28.9	34-86	.395	8-22	.364	22-32	.688	10-35	45	3.0	29-0	47	37	2	12	98	6.5
4	Wil Sessoms	18-8	219	12.2	23-60	.383	5-25	.200	2-6	.333	7-28	35	1.9	26-0	7	9	7	3	53	2.9
2	B. Arthur-Williams	18-1	294	16.3	21-54	.389	2-15	.133	6-18	.333	24-32	56	3.1	44-0	10	20	5	7	50	2.8
34	Tyler Behrendt	7-0	37	5.3	4-7	.571	1-2	.500	4-4	1.000	1-2	3	0.4	6-0	3	2	0	1	13	1.9
25	Jamar Madge	17-0	119	7.0	8-26	.308	6-15	.400	2-4	.500	3-4	7	0.4	11-0	4	3	0	1	24	1.4
TM	Team										34-32	66				10				
Panthers		18	3600		445-1042		136-386	.352	206-286	.720	172-442	614	34.1	335-5	214	219	58	94	1232	68.4
Opponents		18	3600		464-1032		169-487	.347	249-358	.696	176-459	635	35.3	271-2	264	191	58	109	1346	74.8

Date	Opponent	W/L	Score	Attendance	High Scorer	High Rebounder
Nov. 6	at Boston College	L	53-73	3763	(15) Darius Roy	(11) Amir Allen
Nov. 10	NORTH DAKOTA	L	60-63	2165	(18) Darius Roy	(12) DeAndre Abram
Nov. 13	at FIU	L	83-86	773	(19) Darius Roy	(15) DeAndre Abram
Nov. 16	at Cincinnati	L	63-74	10,163	(18) C. Warren-Newsome	(6) C. Warren-Newsome
Nov. 20	LIU \$	W OT	92-87	895	(27) Darius Roy	(9) Vance Johnson (9) Wil Sessoms
Nov. 23	Albany \$	W	79-70	952	(23) Jake Wright	(12) DeAndre Abram
Nov. 30	vs. Buffalo \$ (Belfast)	L	77-96	6460	(26) C. Warren-Newsome	(8) DeAndre Abram
Dec. 1	vs. Stephen F. Austin (Belfast)	L	51-66	5100	(9) Wil Sessoms (9) C. Warren-Newsome (9) Jake Wright	(7) Wil Sessoms
Dec. 6	DRAKE	L	61-75	1395	(19) Darius Roy	(8) Bobby Arthur-Williams (8) Vance Johnson (8) DeAndre Abram
Dec. 9	at North Dakota	L	72-83	1547	(20) Darius Roy	(10) Vance Johnson
Dec. 13	at UMKC	W	69-66	987	(20) DeAndre Abram	(10) DeAndre Abram (10) Amir Allen
Dec. 16	WISCONSIN LUTHERAN	W	87-64	870	(25) DeAndre Abram	(11) DeAndre Abram
Dec. 22	at Western Michigan	W	67-66	2078	(18) Darius Roy	(6) Darius Roy (6) Bryce Barnes
Dec. 29	GREEN BAY*	L	82-92	1634	(25) Darius Roy	(7) Amir Allen
Jan. 3	CLEVELAND STATE*	W	83-76	1001	(24) Darius Roy	(6) Vance Johnson (6) B. Arthur-Williams
Jan. 5	YOUNGSTOWN STATE*	L	51-76	1160	(11) Darius Roy	(9) DeAndre Abram
Jan. 10	at Oakland*	W	67-64	2752	(18) DeAndre Abram	(6) Darius Roy
Jan. 12	at Detroit Mercy*	L	84-93	3010	(31) DeAndre Abram	(7) DeAndre Abram
Jan. 17	UIC*	W	81-69	1654	(19) DeAndre Abram	(16) DeAndre Abram
Jan. 19	IUPUI*	W	64-57	1613	(25) Darius Roy	(7) Vance Johnson
Jan. 24	at Wright State*	L	54-56	3469	(15) Darius Roy	(8) DeAndre Abram
Jan. 26	at Northern Kentucky*	L	60-73	4225	(16) Jake Wright	(12) Vance Johnson
Feb. 1	at Green Bay*	L	74-90	3720	(18) Darius Roy (18) Bryce Barnes	(5) Darius Roy (5) Vance Johnson
Feb. 7	at Youngstown State*	L	71-72	1572	(20) Darius Roy	(10) Darius Roy
Feb. 9	at Cleveland State*	L	68-78	1708	(17) Darius Roy	(10) Amir Allen
Feb. 14	DETROIT MERCY*	L	84-90	1506	(28) DeAndre Abram	(8) B. Arthur-Williams
Feb. 16	OAKLAND*	L	73-89	2440	(25) Vance Johnson	(9) Vance Johnson
Feb. 22	at IUPUI*	L	60-67	1405	(19) DeAndre Abram	(11) Amir Allen
Feb. 24	at UIC*	L	59-74	2325	(15) DeAndre Abram	(11) Vance Johnson
Feb. 28	NORTHERN KENTUCKY*	L	55-65	1792	(13) Vance Johnson	(7) Vance Johnson
March 2	WRIGHT STATE*	L	62-65	2114	(18) Vance Johnson	(4) Three players

* - Horizon League Game

\$ - Basketball Hall of Fame Belfast Classic

Home Games in CAPS

Horizon League Standings

	League		Overall	
	W-L	Pct.	W-L	Pct.
Wright State	13-5	.722	21-14	.600
Northern Kentucky*	13-5	.722	26-9	.743
Oakland	11-7	.611	16-17	.485
Green Bay	10-8	.556	19-16	.543
UIC	10-8	.556	16-16	.500
IUPUI	8-10	.444	16-17	.485
Youngstown State	8-10	.444	12-20	.375
Detroit Mercy	8-10	.444	11-20	.355
Cleveland State	5-13	.278	10-21	.323
Milwaukee	4-14	.222	9-22	.250

Horizon League Tournament

MOTOR CITY MADNESS

Campus Sites

First Round - Tuesday, March 5

Game 1 - #1 Wright State 83, #8 IUPUI 60

Game 2 - #4 Green Bay 82, #5 UIC 77

First Round - Wednesday, March 6

Game 3 - #3 Oakland 88, #6 Youngstown St. 84

Game 4 - #2 Northern Ky. 99, #7 Detroit Mercy 88

Little Caesars Arena (Detroit, Mich.)

Semifinals - Monday, March 11

Game 5 - #1 Wright State 66, #4 Green Bay 54

Game 6 - #2 Northern Ky. 64, #3 Oakland 63

Championship - Tuesday, March 12

Game 7 - #2 Northern Ky. 77, #1 Wright State 66

All-Tournament Team

Drew McDonald, Northern Kentucky (MVP)

Jalen Tate, Northern Kentucky

Tyler Sharpe, Northern Kentucky

Bill Wampler, Wright State

Jaevin Cumberland, Oakland

Postseason Awards

PLAYER OF THE YEAR

Drew McDonald, Northern Kentucky

FRESHMAN OF THE YEAR

Antoine Davis, Detroit Mercy

DEFENSIVE PLAYER OF THE YEAR

D.J. McCall, IUPUI

SIXTH MAN OF THE YEAR

Jaylen Minnett, IUPUI

COACH OF THE YEAR

Scott Nagy, Wright State

FIRST TEAM ALL-LEAGUE

Antoine Davis, Detroit Mercy

Sandy Cohen III, Green Bay

Drew McDonald, Northern Kentucky

Xavier Hill-Mais, Oakland

Loudon Love, Wright State

SECOND TEAM ALL-LEAGUE

Tyree Appleby, Cleveland State

Camron Justice, IUPUI

Tarkus Ferguson, UIC

Bill Wampler, Wright State

Darius Quisenberry, Youngstown State

ALL-FRESHMAN TEAM

Rashad Williams, Cleveland State

Antoine Davis, Detroit Mercy

Braden Norris, Oakland

Malachi Smith, Wright State

Darius Quisenberry, Youngstown State

ALL-DEFENSIVE TEAM

D.J. McCall, IUPUI

Jalen Tate, Northern Kentucky

Parker Ernsthause, Wright State

Mark Hughes, Wright State

Garrett Covington, Youngstown State

Horizon League Statistical Rankings

10. Scoring Offense	2146	69.2
5. Scoring Defense	2315	74.7
9. Scoring Margin	69.2/74.7	-5.5
1. Free Throw Percentage	379-508	.746
9. Field Goal Percentage	765-1820	.420
3. Field Goal Pct Defense	796-1812	.439
9. 3-Point FG Made	237	7.6
8. 3-Point FG Pct	237-692	.342
4. 3-Point FG Pct Defense	276-817	.338
5. Rebounding Offense	1095	35.3
6. Rebounding Defense	1126	36.3
5. Rebounding Margin	35.3/36.3	-1.0
7. Blocked Shots	94	3.3
9. Assists	356	11.5
10. Steals	145	4.7
10. Turnover Margin	12.3/10.5	-1.8
9. Assist/Turnover Ratio	356/381	0.9

Individuals in the league leaders

Scoring	FG	3FG	FT	Pts	Avg/G
8. Darius Roy	164	45	86	459	15.8
19. DeAndre Abram	136	58	45	375	12.1

Rebounding	Off	Def	Total	Avg/G
5. DeAndre Abram	34	180	214	6.9
16. Vance Johnson	42	127	169	5.5
21. Amir Allen	60	74	134	4.3
25. Darius Roy	13	105	118	4.1

Field Goal %	FGM-FGAPct.
7. Darius Roy	164-365 .449

Free Throw %	FTM-FTA	Pct.
1. Vance Johnson	80-93	.860
5. Darius Roy	86-102	.843

Assists	No.	Avg/G
5. Darius Roy	118	4.1
17. Bryce Barnes	68	2.7

Steals	No.	Avg/G
12. Darius Roy	36	1.2

Blocks	No.	Avg/G
7. Amir Allen	32	1.0
13. DeAndre Abram	23	0.7

3-PT Field Goals Made	3FG	3FG/G
10. Jake Wright	72	2.3
17. DeAndre Abram	58	1.9
23. Darius Roy	45	1.6

Assist/Turnover Ratio	Ast/TO Ratio
11. Darius Roy	118/93 1.3

Minutes Played	No.	Avg/G
5. Darius Roy	1015	35.0
11. DeAndre Abram	1004	32.4
17. Jake Wright	946	30.5

HORIZON
L E A G U E®

Opponent	0 BARNES	1 ABRAM	2 ARTHUR-WILLIAMS	4 SESSOMS	5 WARREN-NEWSOME	11 JOHNSON
at Boston College	0-2-2	9-8-1	3-2-2	0-3-0	4-2-1	3-2-0
North Dakota	0-0-4	12-12-0	2-5-0	0-1-1	12-3-0	13-8-0
at FIU	6-1-1	11-15-0	0-0-0	17-9-0	10-7-5	6-3-0
at Cincinnati	2-1-0	10-3-0	2-2-1	2-0-0	18-6-7	7-1-1
LIU-Brooklyn	2-0-1	2-5-1	8-1-0	13-9-0	21-5-3	9-9-0
Albany	DNP	13-12-3	3-2-2	3-2-0	4-5-4	6-5-2
vs. Buffalo	DNP	11-8-1	0-0-0	3-3-0	26-4-1	12-5-0
vs. Stephen F. Austin	DNP	5-5-0	4-4-1	9-7-0	9-3-2	4-4-0
Drake	2-1-0	12-8-1	4-8-1	0-1-0	2-3-0	12-8-2
at North Dakota	16-2-2	2-3-0	2-2-0	2-3-0	0-2-0	19-10-3
at UMKC	5-2-4	20-10-1	3-1-0	5-3-0	DNP	9-6-1
Wisconsin Lutheran	10-1-4	25-11-4	5-10-3	2-4-0	DNP	17-4-1
at Western Michigan	12-6-3	5-3-1	8-0-0	7-2-0	DNP	14-5-0
Green Bay*	12-2-1	13-6-4	1-4-0	2-2-3	DNP	10-6-1
Cleveland State*	DNP	13-2-2	5-6-1	2-2-0	0-2-2	13-6-0
Youngstown State*	DNP	4-9-2	5-3-0	4-3-0	2-3-1	5-3-2
at Oakland*	DNP	18-5-1	2-5-1	13-1-1	DNP	6-1-1
at Detroit Mercy*	5-2-4	31-7-0	0-1-1	4-2-0	DNP	14-5-1
UIC*	13-0-3	19-16-1	0-2-0	2-1-0	DNP	14-6-0
IUPUI*	4-2-4	19-5-0	0-1-0	3-2-0	DNP	8-7-1
at Wright State*	2-4-3	3-8-1	6-2-0	0-1-0	DNP	2-3-2
at Northern Kentucky*	5-2-2	9-4-1	0-4-0	7-3-0	DNP	11-12-0
at Green Bay*	18-3-5	5-4-1	4-0-0	4-2-0	DNP	8-5-2
at Youngstown State*	4-3-3	13-9-0	2-0-0	4-0-0	DNP	7-7-2
at Cleveland State*	5-6-4	7-9-2	2-7-0	0-1-0	DNP	11-4-0
Detroit Mercy*	0-6-7	28-6-1	11-8-2	0-1-0	DNP	4-3-0
Oakland*	4-5-4	5-4-0	2-3-1	4-2-0	DNP	25-9-1
at IUPUI*	4-3-1	19-7-0	3-1-2	0-2-2	DNP	0-0-0
at UIC*	7-2-1	15-5-1	0-1-1	0-2-0	DNP	14-11-1
Northern Kentucky*	2-1-3	6-4-1	3-4-1	4-5-1	DNP	13-7-4
Wright State*	13-4-2	11-2-2	4-4-0	0-3-0	DNP	18-4-0

Milwaukee Individual Game Highs

Points	31	DeAndre Abram at Detroit Mercy (1/12/19)	1.000 (3-3)	Jamar Madge vs. Youngstown State (1/5/19)
	28	DeAndre Abram vs. Detroit Mercy (2/14/19)	Free Throws Made	11 Darius Roy vs. LIU-Brooklyn (11/20/18)
	27	Darius Roy vs. LIU-Brooklyn (11/20/18)		11 Carson Warren-Newsome vs. LIU-Brooklyn (11/20/18)
	26	Carson Warren-Newsome vs. Buffalo (11/30/18)	Free Throw Att.	12 Darius Roy vs. LIU-Brooklyn (11/20/18)
	25	Four times		12 Carson Warren-Newsome vs. LIU-Brooklyn (11/20/18)
Field Goals Made	12	DeAndre Abram vs. Detroit Mercy (2/14/19)	FT Pct.	1.000 (10-10) Darius Roy vs. Oakland (2/16/19)
	12	DeAndre Abram at Detroit Mercy (1/12/19)		1.000 (8-8) Jake Wright vs. Cleveland State (1/3/19)
Field Goal Att.	22	Darius Roy vs. Green Bay (12/29/18)		1.000 (8-8) Vance Johnson vs. Wis. Lutheran (12/16/18)
	19	Three times	Rebounds	16 DeAndre Abram vs. UIC (2/24/19)
FG Pct.	.833 (5-6)	Vance Johnson vs. Buffalo (11/30/18)		15 DeAndre Abram at FIU (11/13/18)
	.818 (9-11)	Darius Roy vs. IUPUI (1/19/19)	Assists	8 Darius Roy vs. Albany (11/23/18)
3-Point FG Made	7	Jake Wright vs. Albany (11/23/18)		7 Four times
	6	DeAndre Abram at Detroit Mercy (1/12/19)	Steals	4 Three times
3-Point FG Att.	13	DeAndre Abram at Detroit Mercy (1/12/19)	Blocked Shots	4 Amir Allen at Boston College (11/6/18)
	11	Two times	Turnovers	7 Darius Roy vs. Stephen F. Austin (12/1/18)
3-Pt FG Pct.	1.000 (4-4)	Carson Warren-Newsome at Cincinnati (11/30/18)	Minutes	40 Darius Roy vs. Albany (11/23/18)
	1.000 (3-3)	Darius Roy vs. IUPUI (1/19/19)		39 Four times

Opponent	12 ALLEN	13 WRIGHT	20 ROY	25 MADGE	34 BEHRENDT
at Boston College	8-11-0	11-1-1	15-3-6	0-0-0	DNP
North Dakota	0-1-0	3-2-0	18-3-6	DNP	DNP
at FIU	5-3-0	9-1-1	19-6-5	0-0-0	DNP
at Cincinnati	6-4-1	3-2-0	13-4-1	0-0-0	0-0-0
LIU-Brooklyn	6-3-0	4-3-0	27-4-3	DNP	DNP
Albany	10-1-0	23-2-0	17-1-8	DNP	DNP
vs. Buffalo	7-4-0	9-2-0	4-4-3	5-3-0	0-1-0
vs. Stephen F. Austin	5-5-2	9-1-1	2-5-5	4-1-0	0-0-0
Drake	3-1-0	7-3-0	19-1-2	0-2-0	0-0-0
at North Dakota	3-7-0	8-1-0	20-2-3	0-0-0	DNP
at UMKC	2-10-0	3-1-1	17-3-4	5-0-0	DNP
Wisconsin Lutheran	4-3-0	11-1-1	13-3-4	0-0-1	0-0-2
at Western Michigan	3-4-1	0-2-2	18-6-1	DNP	DNP
Green Bay*	7-7-1	12-3-1	25-4-2	0-0-0	0-0-0
Cleveland State*	8-3-2	16-4-2	24-2-5	2-0-0	DNP
Youngstown State*	4-3-0	5-0-2	11-4-3	9-1-0	2-0-0
at Oakland*	4-1-0	6-4-4	14-6-5	4-2-2	DNP
at Detroit Mercy*	12-4-1	6-1-3	12-6-5	0-1-1	0-0-0
UIC*	16-3-0	10-2-0	7-3-1	0-0-0	DNP
IUPUI*	0-3-1	5-3-0	25-4-2	0-1-0	DNP
at Wright State*	12-2-0	14-2-0	15-6-4	0-0-0	DNP
at Northern Kentucky*	4-3-1	16-2-2	8-5-4	0-0-0	DNP
at Green Bay*	0-3-0	17-2-0	18-5-5	0-1-0	0-0-0
at Youngstown State*	13-4-0	8-0-1	20-10-7	0-0-0	DNP
at Cleveland State*	11-10-0	15-1-0	17-8-6	0-0-0	DNP
Detroit Mercy*	14-4-3	11-4-1	16-2-6	0-0-0	0-0-0
Oakland*	5-3-0	6-1-3	22-4-2	0-0-0	DNP
at IUPUI*	4-11-1	12-1-1	18-3-3	DNP	DNP
at UIC*	4-8-3	14-0-0	5-1-7	0-0-0	DNP
Northern Kentucky*	2-3-2	10-2-0	DNP	8-1-0	7-3-2
Wright State*	6-2-0	5-4-0	DNP	1-0-1	4-0-1

Opponent Individual Game Highs

Points	33	Tyree Appleby vs. Cleveland State (1/3/19)	Free Throws Made	13	Antoine Davis at Detroit Mercy (1/12/19)
	32	Antoine Davis at Detroit Mercy (1/12/19)		11	Sandy Cohen vs. Green Bay (12/29/18)
	30	Drew McDonald at Northern Kentucky (1/26/19)	Free Throw Att.	15	Antoine Davis at Detroit Mercy (1/12/19)
	28	Sandy Cohen vs. Green Bay (12/29/18)		12	Sandy Cohen vs. Green Bay (12/29/18)
	27	Antoine Davis vs. Detroit Mercy (2/14/19)	FT Pct.	1.000 (8-8)	Drew McDonald at Northern Kentucky (1/26/19)
Field Goals Made	9	Brad Bechting vs. Oakland (2/16/19)		1.000 (6-6)	Three times
	9	Tyree Appleby vs. Cleveland State (1/3/19)	Rebounds	15	Osasumwen Osaghae at FIU (11/13/18)
Field Goal Att.	20	Antoine Davis vs. Detroit Mercy (2/14/19)		14	Steffon Mitchell at Boston College (11/6/18)
	18	Two times	Assists	11	Tyree Appleby at Cleveland State (2/9/19)
FG Pct.	1.000 (5-5)	Nysier Brooks at Cincinnati (11/16/18)		8	Tarkus Ferguson at UIC (2/24/19)
	.875 (7-8)	Josh McNair at Green Bay (2/1/19)	Steals	5	Cortez Seales at North Dakota (12/9/18)
3-Point FG Made	7	Tyree Appleby vs. Cleveland State (1/3/19)		4	Two times
	6	Three times	Blocked Shots	5	Karl Nicholas vs. Stephen F. Austin (12/1/18)
3-Point FG Att.	14	Jaevin Cumberland at Oakland (1/10/19)		4	Three times
	12	Four times	Turnovers	6	Tarkus Ferguson at UIC (2/24/19)
3-Pt FG Pct.	1.000 (3-3)	Nathan Bain vs. Stephen F. Austin (12/1/18)	Minutes	40	Three times
	1.000 (2-2)	Four times			

Milwaukee Team Game Highs

Points	92	LIU-Brooklyn (11/20/18)
	87	Wisconsin Lutheran (12/16/18)
Field Goals Made	34	Detroit Mercy (2/14/19)
	32	at FIU (11/13/18)
Field Goal Attempts	72	Green Bay (12/29/18)
	70	at FIU (11/13/18)
Field Goal Percentage	.585 (31-53)	Albany (11/23/18)
	.518 (29-56)	at Detroit Mercy (1/12/19)
3 Pt Field Goals Made	14	Wisconsin Lutheran (12/16/18)
	12	Two times
3 Pt FG Attempts	33	LIU-Brooklyn (11/20/18)
	31	Green Bay (12/29/18)
3 Pt FG Percentage	.571 (12-21)	Albany (11/23/18)
	.462 (6-13)	UIC (1/17/19)
Free Throws Made	33	LIU-Brooklyn (11/20/18)
	23	UIC (1/17/19)
Free Throw Attempts	41	LIU-Brooklyn (11/20/18)
	31	UIC (1/17/19)
Free Throw Percentage	1.000 (7-7)	Northern Kentucky (2/28/19)
	1.000 (4-4)	at Northern Kentucky (1/26/19)
Rebounds	50	at FIU (11/13/18)
	49	at Cleveland State (2/9/19)
Assists	20	Detroit Mercy (2/14/19)
	20	Wisconsin Lutheran (12/16/18)
Steals	13	Cleveland State (1/3/19)
	9	at FIU (11/13/18)
Blocked Shots	6	UIC (1/17/19)
	6	at FIU (11/13/18)
Turnovers	22	at FIU (11/13/18)
Fouls	33	at Detroit Mercy (1/12/19)

Milwaukee Team Game Lows

Points	51	Two times
Field Goals Made	18	Two times
Field Goal Attempts	48	Two times
Field Goal Percentage	.277 (18-65)	at Boston College (11/6/18)
3 Pt Field Goals Made	2	Wright State (3/2/19)
3 Pt FG Attempts	12	Wright State (3/2/19)
3 Pt FG Percentage	.148 (4-27)	vs. Stephen F. Austin (12/1/18)
Free Throws Made	4	Two times
Free Throw Attempts	4	at Northern Kentucky (1/26/19)
Free Throw Percentage	.500	Two times
Rebounds	25	at Cincinnati (11/16/18)
Assists	5	Two times
Steals	1	Three times
Blocked Shots	0	Two times
Turnovers	6	at Youngstown State (2/7/19)
Fouls	9	Wisconsin Lutheran (12/16/18)

Opponent Team Game Highs

Points	96	vs. Buffalo (11/30/18)
	93	at Detroit Mercy (1/12/19)
Field Goals Made	37	at Green Bay (2/1/19)
	35	vs. Buffalo (11/30/18)
Field Goal Attempts	73	at FIU (11/13/18)
	70	vs. Buffalo (11/30/18)
Field Goal Percentage	.569 (37-65)	at Green Bay (2/1/19)
	.540 (27-50)	at North Dakota (12/9/18)
3 Pt Field Goals Made	16	at Cleveland State (2/9/19)
	14	vs. Buffalo (11/30/18)
3 Pt FG Attempts	36	at Youngstown State (2/7/19)
	36	Youngstown State (1/5/19)
3 Pt FG Percentage	.500 (12-24)	at Northern Ky. (1/26/19)
	.485 (16-33)	at Cleveland State (2/9/19)
Free Throws Made	31	Detroit Mercy (2/14/19)
	30	LIU-Brooklyn (11/20/18)
Free Throw Attempts	39	at Detroit Mercy (1/12/19)
	39	LIU-Brooklyn (11/20/18)
Free Throw Percentage	.833 (10-12)	at Western Mich. (12/22/18)
	.824 (14-17)	Albany (11/23/18)
Rebounds	49	at Boston College (11/6/18)
	45	Youngstown State (1/5/19)
Assists	21	at Cleveland State (2/9/19)
	20	Two times
Steals	11	Oakland (2/16/19)
	10	at FIU (11/13/18)
Blocked Shots	7	vs. Buffalo (11/30/18)
	7	LIU-Brooklyn (11/20/18)
Turnovers	20	Cleveland State (1/3/19)
Fouls	27	LIU-Brooklyn (11/20/18)

Opponent Team Game Lows

Points	56	at Wright State (1/24/19)
Field Goals Made	18	at Wright State (1/24/19)
Field Goal Attempts	50	at North Dakota (12/9/18)
Field Goal Percentage	.340 (18-53)	at Wright State (1/24/19)
3 Pt Field Goals Made	4	Two times
3 Pt FG Attempts	15	Two times
3 Pt FG Percentage	.152 (5-33)	LIU-Brooklyn (11/20/18)
Free Throws Made	2	Wisconsin Lutheran (12/16/18)
Free Throw Attempts	4	Wisconsin Lutheran (12/16/18)
Free Throw Percentage	.471 (8-17)	at Green Bay (2/1/19)
Rebounds	25	at UMKC (12/13/18)
Assists	6	Detroit Mercy (2/14/18)
Steals	1	at Oakland (1/10/19)
Blocked Shots	0	Two times
Turnovers	6	at Youngstown State (2/7/19)
Fouls	7	at Cincinnati (11/16/18)

Double-Doubles	2018-19	Career
DeAndre Abram	6	7
Vance Johnson	3	3
Darius Roy	1	1
Amir Allen	1	1

Double-Digit Scoring

Jake Wright	14	50
Darius Roy	24	24
DeAndre Abram	19	25
Vance Johnson	16	20
Bryce Barnes	7	17
Amir Allen	7	7
Wil Sessoms	3	3
Bobby Arthur-Williams	1	1

20-points (30-points)

Darius Roy	7	7
DeAndre Abram	4 (1)	6 (1)
Jake Wright	1	6
Vance Johnson	1	1

Leading Scorer

Darius Roy	16	16
DeAndre Abram	7	9
Bryce Barnes	1	4
Jake Wright	3	3
Vance Johnson	3	3
Wil Sessoms	1	1

Double-Digit Rebounding

DeAndre Abram	6	7
Amir Allen	4	4
Vance Johnson	3	3
Bobby Arthur-Williams	1	1
Darius Roy	1	1

Leading Rebounder

DeAndre Abram	11	11
Vance Johnson	11	13
Darius Roy	5	5
Amir Allen	4	4
Bobby Arthur-Williams	4	4
Wil Sessoms	2	2
Bryce Barnes	2	2
Jake Wright	1	1

Largest Halftime Lead

10 at Boston College (37-27, Nov. 6, 2018)
9 vs. UIC (32-23, Jan. 17, 2019)

Largest Halftime Deficit

16 vs. Drake (38-22, Dec. 6, 2018)
13 vs. North Dakota (30-17, Nov. 10, 2018)

Largest Milwaukee Lead

23 vs. Wisconsin Lutheran (69-46, Dec. 16, 2018)
15 vs. UIC (41-26, Jan. 17, 2019)
15 at Oakland (29-14, Jan. 10, 2019)

Largest Milwaukee Deficit

27 vs. YSU (76-49, Jan. 5, 2019)
24 vs. Drake (54-30, Dec. 6, 2018)
22 vs. Buffalo (91-69, Nov. 30, 2018)

Largest Deficits Overcome in a Win

14 vs. Cleveland St. (47-33 second half, Jan. 3, 2019)
10 at UMKC (53-43 second half, Dec. 13, 2018)
10 vs. LIU Brooklyn (28-18 first half, Nov. 20, 2018)

Opponent	In Paint	Off/TO	2nd Chance	Fast Break	Ties/Leads
Boston College	12	6	7	7	0/3
North Dakota	22	13	3	6	0/0
FIU	42	14	24	7	5/8
Cincinnati	24	10	7	10	4/2
LIU	43	3	13	7	5/4
Albany	30	17	7	14	1/4
Buffalo	34	8	14	4	1/3
Stephen F. Austin	28	12	20	2	3/1
Drake	18	7	6	0	1/1
North Dakota	28	6	12	2	2/6
UMKC	22	7	9	0	1/3
Wisconsin Lutheran	26	10	8	10	0/0
Western Michigan	22	7	5	2	4/4
Green Bay	32	14	11	7	3/3
Cleveland State	22	31	4	7	3/3
Youngstown State	20	3	9	2	2/0
Oakland	26	8	5	8	0/2
Detroit Mercy	28	13	8	16	0/0
UIC	24	9	14	0	2/2
IUPUI	16	16	8	4	0/1
Wright State	24	12	2	4	3/2
Northern Kentucky	18	9	9	12	1/2
Green Bay	28	6	5	8	0/1
Youngstown State	42	4	15	16	1/5
Cleveland State	28	4	24	3	2/2
Detroit Mercy	36	10	13	0	1/2
Oakland	28	13	13	4	0/0
IUPUI	16	14	7	9	2/7
UIC	28	11	19	7	2/1
Northern Kentucky	20	9	14	4	1/4
Wright State	32	19	4	2	4/4
TOTALS	819/26.4	325/10.5	319/10.3	184/5.9	54/80

Leads = Lead Changes

Double-Doubles				20-Point Games		
Name	Date	#	#	Name	Date	Points
DeAndre Abram	11/10	12 pts	12 reb	Darius Roy	11/20	27 points
DeAndre Abram	11/13	11 pts	15 reb	C. Warren-Newsome	11/20	21 points
DeAndre Abram	11/23	13 pts	12 reb	Jake Wright	11/23	23 points
DeAndre Abram	12/13	20 pts	10 reb	C. Warren-Newsome	11/30	26 points
DeAndre Abram	12/16	25 pts	11 reb	Darius Roy	12/9	20 points
DeAndre Abram	1/17	19 pts	16 reb	DeAndre Abram	12/13	20 points
Darius Roy	2/7	20 pts	10 reb	DeAndre Abram	12/16	25 points
Amir Allen	2/9	11 pts	10 reb	Darius Roy	12/29	25 points
Vance Johnson	2/24	14 pts	11 reb	Darius Roy	1/3	24 points
				DeAndre Abram	1/12	31 points
				Darius Roy	1/19	25 points
				Darius Roy	2/7	20 points
				DeAndre Abram	2/14	28 points
				Vance Johnson	2/16	25 points
				Darius Roy	2/16	22 points

From its birth in 1895, through its move from NCAA Division III to NCAA Division I competition, the UWM men's basketball program has spawned plenty of success and countless memorable moments.


The early years of Milwaukee basketball, when the school was actually known as the Wisconsin State Normal School and the Panthers were the "Normals," saw the team post success against a wide variety of curious opponents. Three seasons in those early years stand out. The 1911-12 and 1912-13 squads each posted 14-2 records under the direction of Emmett "Doc" Angeli, who actually left the University of Wisconsin-Madison to take over the program in Milwaukee. During those two years, the team lost just once in 11 games against state schools from Whitewater, Platteville, Oshkosh and La Crosse. Then, during the 1914-15 season under first-year coach Barney Anderson, the Normals won a record 15 games, including two wins against the Marquette Dentists College.

After leaving the school for two years, Anderson returned to lead the Normals to 11 wins during the 1923-24 season. That would be the last time the program would reach double figures in wins as the Wisconsin State Normal School.

The school name changed in 1927, as UWM would then be known as the Milwaukee State Teachers College for the next 30 years. The nickname also changed, as the school colors of Green and White sparked the nickname "Green Gulls."

The Green Gulls won 12 games under Guy Penwell during the 1935-36 season, and it was apparent Penwell had the program on the right track. Penwell led the Green Gulls to plus-.500 records for seven of the next eight seasons, including a perfect 16-0 record during the 1940-41 season. And, after the Gulls dipped to 10-12 in 1948-49, Penwell led his team to a 20-7 mark during the 1949-50 season. The 20 wins became a school record that would stand for nearly 40 years.

Russ Rebholz was next in line to coach the Green Gulls, and he was the coach in 1951 when the school name again changed to Wisconsin State College-Milwaukee. The name would change



Dexter Riesch was named to UWM's All-Century Team for the 1960's

again in 1956, as the school would be known as the University of Wisconsin-Milwaukee from that point forward. The nickname also changed two more times. First, the school colors changed to Red and White as UWM became known as the "Cardinals" from 1956-65. Finally, in 1965, the colors changed to the current black and gold, and the nickname became "Panthers."

If the "modern era" of Milwaukee basketball began when the school officially became known as UWM, it was Rebholz who started the modern era with a bang. UWM was 17-4 during the 1958-59 season and 18-4 during the 1959-60 season. In 1960, UWM made its first-ever post-season appearance, playing in an NCAA Regional Tournament in Wheaton, Ill., falling to Lincoln but beating Augustana for its first-ever postseason win.

The program moved through the 1960's in above-average fashion, winning at least 14 games for five-straight seasons and finishing above .500 for nine-straight seasons into the early 1970's.

The era of the 1970's was marked by UWM's first foray into NCAA Division I basketball. The Panthers spent seven seasons in Division I, playing what would best be described as a mixed schedule. UWM faced well-known big schools Tennessee, Cincinnati and Florida State while also maintaining small-school rivalries with Oshkosh, River Falls, Lewis and others.

Milwaukee's All-Decade Teams

1930's

Al Hohler
Paul Humke
Ray Krzoska
W. Jess. Rudinger
Wally Sprangers

1940's

Bob Bolz
Ken Buehler
Wally Fricke
George Jablonski
Leo Kratz
Ken Lemmer

1950's

Jerry Grohowski
Tom Hanrahan
Tom Kneusel
Jerry Stanzer
Dave Vincent

1960's

Todd Fredenberg
Phil Michalovitz
Larry Reed
Tom Reikowski
Dexter Riesch

1970's

Glen Allen
Richard Cox
Henry Davis
Gerald Hardnett
Harold Lee

1980's

Randy Doss
Kevin Jones
Andy Ronan
Erik Schten
Clarence Wright

1990's

Craig Greene
Von McDade
Marc Mitchell
Joe Schultz
Shannon Smith

2000's


Adrian Tigert
Dylan Page
Clay Tucker
Joah Tucker
Ed McCants

The move to Division I came for the 1973-74 campaign, right after Charles Parsley led UWM to 18 wins during the 1972-73 season. The short-lived Division I stay was highlighted by the 19 wins Bob Gottlieb helped the Panthers to in 1976-77. But after a 9-17 mark in the 1979-80 season, UWM dropped down to NCAA Division III play.

It didn't take long for UWM to find success again, as UWM's next postseason appearance came in the 1981-82 season, when UWM finished 20-6 under Bob Voight. The Panthers lost to Augustana on its home floor in an NCAA Division III Midwest Regional game, then bounced back to beat Beloit in the consolation game. During the mid-1980's, UWM moved to the NAIA ranks briefly, falling to UW-Eau Claire 51-48 at Zorn Arena in Eau Claire in the NAIA District 14 Tournament.

Steve Antrim took over the Panther basketball program for the 1987-88 season, and some of the best years in UWM basketball history followed. Antrim helped the Panthers to the NCAA Division II Elite Eight during the 1988-89 season, as UWM won two games at the North Central Regional before falling to Southeast Missouri State two steps shy of a national championship. They finished 24-7 that season - then a school-record for victories - and recorded the highest-ever national finish for a Milwaukee men's basketball team at any level.

Following that run, the transition to an NCAA Division I men's basketball program was on. UWM finished 18-10 during its first full season of Division I



Erik Schten was a third-team CoSIDA Academic All-American in 1988



The resurgence of Panther basketball has helped increase fan interest

play in 1990-91, then won 20 games the following season. Still competing as an independent, the Panthers finished the 1992-93 season 23-4, but were left out of the postseason. That season was highlighted by UWM's only prior victory over the University of Wisconsin. The 1993-94 campaign was the program's only year in the Mid-Continent Conference, and UWM made the move to the Midwestern Collegiate Conference in 1994. Ric Cobb replaced Antrim in 1995 before Bo Ryan was called upon in 1999 to restart the lagging program at Milwaukee.

Ryan did just what was asked for, leading the Panthers to their first plus-.500 season in seven years when UWM finished 15-14 in 1999-2000. UWM won 15 more games the next season. But the growth was far from done. Under Bruce Pearl, who took over when Ryan left for Wisconsin following the 2001-02 season, the Panthers made their first-ever NCAA Division I Tournament appearance after winning the Horizon League title.

A last-second loss to Notre Dame didn't slow the Panthers' momentum, though, as the success continued into the 2003-04 season. The Panthers won the Horizon League regular season title and were selected for the National Invitation Tournament for the first time in school history. Once in the NIT, UWM won its first-ever NCAA Division I postseason game, beating Rice at the U.S. Cellular Arena. The Panthers were then eliminated from the tournament three nights later in a tight contest at Boise State, but the stage was set for an unprecedented run of success over the next two seasons.

Postseason History

UWM's basketball history has included nine national postseason appearances. The 2005-06 berth into the NCAA Tournament capped a streak of four-straight Division I postseason appearance for the program. The 2003 NCAA Division I Men's Basketball Tournament bid marked a first Division I postseason appearance for the program, which had also appeared in the post-season in Division II and Division III play. UWM's only postseason appearances as an NAIA school came on the district level.

1960 Small College Regional at Wheaton, Ill.

L, 100-92 vs. Lincoln
W, 109-82 vs. Augustana (Ill.)

1982 NCAA Division III Regional at Rock Island, Ill.

L, 70-63 at Augustana (Ill.)
W, 75-73 vs. Beloit

1989 NCAA Division II Tournament Regional at Greeley, Colo.

W, 99-95 vs. Augustana (S.D.)
W, 89-88 (ot) at N. Colorado
Elite Eight at Springfield, Mass.
L, 93-84 vs. SE Missouri St.

2003 NCAA Division I Tournament First Round at Indianapolis, Ind.

L, 70-69 vs. Notre Dame

2004 NIT

Opening Round at Milwaukee, Wis.
W, 91-63 vs. Rice

First Round at Nampa, Idaho
L, 73-70 at Boise State

2005 NCAA Division I Tournament 1st/2nd Round at Cleveland, Ohio

W, 85-73 vs. Alabama
W, 85-75 vs. Boston College
Regional Semifinal at Rosemont, Ill.
L, 77-63 vs. Illinois

2006 NCAA Division I Tournament 1st/2nd Round at Jacksonville, Fla.

W, 82-74 vs. Oklahoma
L, 82-60 vs. Florida

2010 NIT

First Round at Evanston, Ill.
L, 70-61 at Northwestern

2011 CBI

First Round at Fort Worth, Tex.
L, 83-73 at TCU

2014 NCAA Division I Tournament First Round at Buffalo, N.Y.

L, 73-53 vs. Villanova

Milwaukee Coaches Through The Years

Coach	Years	W-L	Pct.
None Listed	12 (1896-08)	79-46	.632
Charles Davies	2 (1908-10)	11-19	.367
Emmett Angeli	4 (1910-14)	51-17	.750
Barney Anderson	9 (1914-17; 20-26)	59-76-1	.438
Paul Stothart	1 (1917-18)	1-9	.100
George Downer	2 (1918-20)	15-12	.556
Milton Murray	4 (1926-30)	17-40	.298
Guy Penwell	18 (1930-42; 46-52)	186-145	.562
John Tierney	4 (1942-46)	34-25	.577
Russ Rebholz	11 (1952-63)	123-105	.539
Ray Krzoska	7 (1963-70)	86-87	.497
Charles Parsley	3 (1970-73)	46-29	.613
Bill Klucas	3 (1973-75)	22-30	.423
Bob Gottlieb	5 (1975-80)	62-70	.470
Bob Voight	3 (1980-83)	51-25	.671
Ray Swatella	4 (1983-87)	33-74	.308
Steve Antrim	8 (1987-95)	124-100	.554
Ric Cobb	4 (1995-99)	28-81	.257
Bo Ryan	2 (1999-2001)	30-27	.526
Bruce Pearl	4 (2001-05)	86-38	.694
Rob Jeter	11 (2005-2016)	185-170	.521
LaVall Jordan	1 (2016-17)	11-24	.314
Pat Baldwin	2 (2017-19)	25-39	.391



Charles Parsley (top) and Bruce Pearl are two of six UWM coaches who won at least 60 percent of their games at the school

In 2004-05, UWM went back to the NCAA Tournament after a thrilling Horizon League Tournament championship win. Once in the NCAA's, the Panthers pulled off upsets of Alabama and Boston College, launching the program into the national spotlight. The tournament run ended with a loss to top-ranked Illinois, but the Panthers finished the season with a school-record 26 wins and ranked 23rd in the nation in the ESPN/USA Today Top 25.

Bruce Pearl left to become the head coach at the University of Tennessee, but new coach Rob Jeter picked up right where Pearl left off. In 2005-06, UWM won 22 more games, advancing to the NCAA Tournament for the third time in four seasons. In the tournament, the Panthers upset Oklahoma before bowing out to eventual national champion Florida in the second round.

The Panthers then quickly started rebuilding after the loss of seven seniors. UWM increased its number of wins every year between 2006-07 and 2009-10 before returning to the top of the Horizon League in 2010-11. That year, the Panthers won their final nine regular season league games to claim the title, eventually advancing to the NIT for the second time.

More postseason berths came next, with an invitation to the College Basketball Invitational following a 20-14 season in 2011-12 and a return to the NCAA Tournament following a thrilling run in the 2014 Horizon League Tournament that saw the Panthers become the first five seed to advance to the league title game since 2002 and the first-ever to claim the crown.



Dylan Page helped lead the Panthers into the 2003 NCAA Tournament

Aside from the success on the court, there are plenty of other signs that many great days for Panther basketball lie ahead. UWM has set new attendance records annually. The Panthers' season ticket base continues to grow, plus UWM has enjoyed increased national exposure, expanding television and radio coverage, a competitive schedule and more. Milwaukee basketball has become known from coast-to-coast in the college basketball world. Now, alumni, students and fans await the writing of the next exciting chapter of Panther basketball.

League Championship History

WNC/WSTCC/WSCC
1913 Regular Season

1934 Regular Season
Shared with UW-Superior

1940 Regular Season

1941 Regular Season
Shared with UW-Superior

1943 Regular Season
Shared with UW-Platteville, UW-Stout and UW-Whitewater

1948 Regular Season
Shared with UW-Oshkosh, UW-Platteville and UW-Stevens Point

1960 Regular Season

Horizon League
2003 League Tournament
UWM finished second during the regular season before claiming the tournament title on its homecourt

2004 Regular Season
The Panthers won their first 10 league games en route to a first-ever Division I regular-season league crown

2005 Regular Season
Milwaukee again dominated the league, winning 14 games and claiming the title by four games

2005 League Tournament
UWM won the league tournament on its homecourt in a 59-58 nail-biter over Detroit

2006 Regular Season
The Panthers lived up to preseason expectations, bolting to an 8-1 league start to take the title

2006 League Tournament
UWM wasn't threatened in winning another tournament crown on its homecourt

2011 Regular Season
UWM won its final nine league games to earn a part of the title with Butler and Cleveland State

2014 League Tournament
Milwaukee claimed a berth with a stirring four-game run through the Horizon League Tournament that included wins at top-seeded Green Bay and at third-seeded Wright State

James Haarsma	2012, '13
August Haas	2017, '18
Clarence Haasch	1921
Elmer Habegger	1915
Dan Hackbarth	1970, '71
Dave Hackbarth	1970
Ed Haeger	1946
Ryan Haggerty	2010, '11, '12, '13
Barney Hall	1983
Will Hamilton	1898
Orrin Hammetter	1919
Dale Handford	1994
Ed Hanlon	1942
Tom Hanrahan	1952, '53, '54, '57
Nick Hansen	2004, '05, '06, '07
Allan Hanson	2005, '06, '07, '08
Gerald Hardnett	1975, '76, '77, '78
Ray Hardy	1982
Jared Hardwick	1998, '99
Demetrius Harris	2012, '13
Homer Harrison	1907
Marty Harrison	1962, '63, '64
Alfred Harvey	1910, '11
Cameron Harvey	2017
Tom Hecker	1982, '83, '84
Jan Held	1984
Brian Helf	1968, '70
Bruce Hendley	1928, '29, '30
Edward Hensel	1906, '07
Richard Herbst	1965
Robert Herro	1961
Edward Herte	1924
Anthony Hill	2008, '09, '10, '11
Chris Hill	2002, '04, '05, '06

All-Time Letterwinners

Dave Hochshild	1984, '85	Alex Kaminsky	1965	Douglas Loth	1956	Murphy	1929
George Hoe	1917, '20	Pete Kamuchey	1955	Gary Luck	1970, '71	Dennis Murphy	1963, '64, '65, '66, '67
Henry Hoeller	1962	John Kaney	1896	Luchsinger	1927	John Murray	1940
Steve Hoelzel	2006	Peter Karle	1997	J.R. Lyle	2014, '15, '16	Victor Mutter	1954
John Hogan	1907, '08	Al Kastelich	1950	Lynde	1923	Ron Myhre	1931
Al Hohler	1932, '33, '34, '35	Earl Kastelich	1958				
Jared Hokenson	2004	Paul Kehres	1942				
Anthony Holley	1997	Brodney Kennard	1997	~M~		~N~	
Frank Holt	1903, '04	Harvey Keller	1959	Fred Maas	1967, '68	John Nasgovitz	1935, '36
Fred Holt	1902, '03	Paul Keller	1898	G. Maas	1910	George Nauert	1932, '33
Zach Holt	2007, '08, '09	Kyle Kelm	2011, '12, '13, '14	Jamar Madge	2019	Cleam Neacy	1919, '20
Raymond Holsinger	1916	Tom Kenny	1901, '02	William Mally	1958	Jim Needles	1982, '83
Luke Homan	2004, '05	Paul Kescenovitz	1937, '38	Bob Mann	1952	Jerry Neitzel	1961, '62
Dave Hoppe	1983	Jack Ketter	1939, '40, '41	Mike Maren	1963	Lee Neitzel	1962, '63, '64
A. Houghton	1902	George Kibbe	1919	Markert	1931	Duane Nelson	1977, '78, '80 '81
Joe Hrovat	1955	Kyle Kickert	1999	Louis Marino	1946	Scott Netzel	1954, '55, '56, '57
Willie Hubanks	1983, '84	Mike Kiedrowski	1969	Ed Markunas	1958, '61, '62	Jack Neumann	1942
Dan Hucce	1974	Steve Kieser	1978	Andy Maroff	1943	Syl Neson	1973
Michael Hughes	1994	Roy King	1999	Robert Martin	1937, '39	Dayton Newton	1940
Paul Humke	1933, '34, '35	George Kitchen	1936	Martineau	1923, '24	Thierno Niang	2013, '14
Robert Humke	1933, '34	Jim Klabunde	1956, '58	Martins	1928	Esek Nichols	1896
Lewis Hunt	1917	Ken Kleinhns	1960, '61	Kevin Massiah	2006, '07	Walter Nichols	1914, '15
Scott Hutchinson	1983	Roman Kleinmann	1933, '34, '35	Jon Matenhoff	1963	Damion Ninkovic	1998, '99
		Harry Klink	1963, '64, '65	Sam Mauldin	2007	Raymond Nixon	1975
		Bill Klopp	1963	Pat McCabe	1995, '96, '97, '98	Erv Nowicki	1943
Joe Iacolucci	1932	Dick Kloster	1939	Ja'Rob McCallum	2010, '11	Brian Nyenhuis	1978, '79
		Stan Kmet	1944	Ed McCants	2004, '05	Raymond Nykaza	1974
		Harold Knopp	1914, '15	JayQuan McCloud	2016	Roy Nyloaza	1973
		Will Knoelk	1902	Walter McCormick	1919	Bryce Nze	2017, '18
George Jablonski	1939, '40, '41, '42	Bill Knop	1950	Jason McCoy	2005, '06		
Jackson	1921	Dick Knop	1939	Von McDade	1991	~O~	
Byron Jackson	1989, '90, '92, '93	Dick Kloster	1939	Otto McDuffie	1996, '97	O'Connell	1927
Donte Jackson	1998	Harold Kneser	1946	Gerald McDermott	1951, '52, '53	Roland Olenchek	1951
Charles Jacobs	1937	Mike Knezevich	1940	Don McFadden	1950, '51, '52	Elmer Oloizia	1941
Glenn Jahnke	1951, '52	Tom Kneusel	1956, '57, '58, '59	Edward McGrath	1896	Tom O'Loughlin	1985
Deion James	2008, '09	Dennis Kocs	1964, '65	William McGrath	1896, '97	Olson	1928
Robert Jammer	1976, '77	Dennis Koehler	1961, '62, '63	Myles McKay	2006, '07	Drew Olson	1986
Jandre	1918	Harry Kolmas	1934, '35	Britton McKinley	1914, '15	Bill Olson	1972
Dick Janisch	1950, '51	Dick Kolo	1948	McLaughlin	1926	O'Neil	1939
Glenn Janke	1951, '52	Dave Korpella	1952	Joe McLin	1990	Al Osterndorf	1953, '54, '55
John Jankowski	1941, '42	Raymond Kotz	1956	Francis McMahon	1905, '06	L. Oswald	1900
Lawrence Jansky	1937, '38, '39	Tom Kovacic	1965	Omar McMahon	1908	Falge Ottmar	1904
Robert Jasna	1957, '58, '59	James Kowalski	1954	Stephen McMahon	1900	Otto	1936
Fritz Jehn	1946	Leo Kratz	1942, '43, '47, '48	Roger McMeen	1957	Dick Otto	1959
Pete Jensen	1944	Roger Kriete	1962, '63	Mike McNabb	1986, '87, '88		
Dan Jindra	1956	Wayne Krueger	1952, '53, '54, '55	Steve McWhorter	2014, '15	~P~	
Johnson	1921	Ray Krzoska	1938, '39, '40, '41	Bill Megna	1951	Don Paasch	1949
Johnson	1928	Thomas Kubiak	1954	Tony Meier	2009, '10, '11, '12	Mark Pancratz	2002, '03, '05, '06
Bob Johnson	1966	Dave Kuecherer	1961, '62	James Meigs	1914, '15	Brett Page	1984
Roderick Johnson	1996, '97	Bob Kuhlman	1950, '51	Berto Melcher	1899	Dylan Page	2001, '02, '03, '04
Dan Johnson	1997, '98, '99	Rob Kukla	1988, '89	Mellankamp	1925	J.J. Panoske	2013

The all-time roster
is developed
from rosters on file
in the MKE Sports
Information Office.

If you have any additions
or corrections
for the list, please
e-mail them to
czills@uwm.edu.

Special thank you to Richard
Earle for numerous updates
prior to print in 2018-19.

Adolph Pokras	1922
Willits Pollock	1910
Poole	1921
Maurice Poole	1988
Burleigh Porte	2009, '10
Raymond Porter	1913
Mickey Postorino	1966, '67, '68, '69
John Potter	1898
Marvin Powell	1973, '74
Alex Prael	2015, '16, '17, '18
Brett Prael	2015, '16, '17, '18
James Price	1918
Larry Price	1971
Willis Price	1974, '76
Dave Prinovic	1959
William Proffitt	1946
Chris Pulliams	1997
M. Pullman	1954
Putchinski	1939

~Q~

Jack Quinlevan	1980
John Quirk	1985

~R~

Dennis Radabaugh	1965
William Rahl	2000
Joe Rahn	1948
William Rahr	1900
Jerry Rakowski	1950
Edward Randall	1906
Clarence Rasmussen	1915
Jack Raymond	1962
Luther Reagan	1940
Frank Reak	1924
Tom Rebholz	1958, '60, '61, '62
Larry Reed	1960, '65, '66, '67
Tom Reikowski	1966, '67, '68, '69, '70
David Reinheimer	1956
Perry Reynolds	1929
Evan Richard	2012, '13, '14, '15
Bruce Richardson	1951
Wally Ricke	1946
Tim Ricks	1993, '94
Marsh Rieboldt	1941, '46
Dexter Riesch	1967, '68, '69, '70
Donald Ricci	1951
Marvin Risner	1971
Dean Risseauw	1963
Archie Roberts	1974, '75
Deonte Roberts	2008, '09, '10
Mitch Roelke	2011, '12, '13, '14
William Rogan	1910, '11
Roy Rogers	1898
Warren Rohn	1947
Andy Ronan	1989, '90
Derek Rongstad	2016, '17
Joe Rosenberg	1932

Arnold Ross	1919, '20, '21
Billy Ross	1989
Mike Ross	1983
Keith Rosser	1979, '81
Erv Rother	1946
Darius Roy	2019
Willard Rudiger	1935, '36, '37
Clarence Ruehle	1925, '26
Hans Ruenzel	1902, '03
Reinhardt Ruhnke	1900
Jack Runkel	1925, '26, '27
Matt Ryan	2001
Will Ryan	2002
Jerry Ryerson	1948, '50

~S~

Rob Sanders	2002, '03, '04, '05
Walter Sawyer	1924
Wilbert St. Julien	1972, '73
John Schafer	1991
Lee Schenkenberg	1908, '09, '11
Harold Schee	1921
Fred Schlatter	1911
Russ Schmelzer	1977
Russ Schlundt	1976, '77, '78, '79
Ray Schmidt	1932, '33
Kermit Schweers	1922, '23, '24
Wally Schloerke	1944
William Schommer	1931
Nathan Schrameyer	1994, '95, '96
Chester Schroeder	1942, '43
Bill Schroeder	1929, '30, '31
Erik Schten	1986, '87, '88
Hilton Schuh	1917
Chuck Schultz	1961
Harry Schulze	1953
Joe Schultz	1991, '92
Otto Schultz	1936
Norm Schulze	1950
Jim Schweitz	1940
Ralph Seefeld	1943
Robert Seeger	1935, '36, '37, '38
Fred Seidl	1901
Edward Seifert	1912, '13
Wil Sessoms	2019
Dick Shapiro	1943
Marcus Skinner	2007, '08
Keith Siegel	1998
Nellis Siegert	1966
William Simmonis	1898
Ernest Simonis	1896
Eugene Sims	1992, '93, '94
Jim Skarie	1969, '70
James Skewes	'11
Lester Skornicka	1930, '31
Wellington Smart	1933
John Smilanich	1984, '85, '86
Avery Smith	2006, '07, '09
Frank Smith	1942, '43
Jutiki Smith	1994, '95, '96
G. Smith	1901
Shannon Smith	1995, '96
Wes Smith	1950, '51
Sam Sokol	1944
Tim Sonntag	1985
Isadore Sorce	1964
Patrick Souter	2010, '11
Mike Sowder	2000, '01
Ed Sparks	1972
Howard Spangenberg	1939, '40
Allen Spears	1993
Spencer	1965
Nelson Spencer	1975
Brent Sporleder	1972, '73

Walter Sprangers	1935, '36
Akeem Springs	2015, '16
Jerry Stanzer	1954, '55, '56, '57
Don Stapleton	1929, '33
Jimmy Stamas	2015
Ron Stanton	1958, '59, '60, '61
Joe Starck	1965
Staron	1928
Corey Statham	1993, '94
Jack Steel	1946
Dick Steffan	1953, '54
Rich Stejskal	1988, '90
Alvin Stengel	1905
Klaus Sterzik	1983
Bob Steslak	1943
Deyan Stojanovich	1993
Harry Stoll	1922, '23
Phil Stolz	1967
Paul Stothart	1912, '13
Arthur Strange	1914, '15
Craig Streff	1963, 1965
Dan Studer	2015, '16, '17
Brock Stull	2016, '17, '18
Roger Suntner	1953
Allen Suttle	1966
Robert Sweet	1937, '38
George Swessel	1950
Charlie Swiggett	2007, '08, '09
Leif Svanoe	1934, '35

~T~

Ed Taibl	1941, '43
Warren Tamms	1942
George Tandy	1972, '73
Kirk Tatge	1976, '77, '78, '79
Terry Taylor	1963
Hollins Terry	1987
Ted Tetzlaff	1939, '40, '41
Richard Tews	1936, '37, '38
Robert Thompson	1901
Ryan Thornton	2007
Jojo Thruston	1977
Matt Tiby	2014, '15, '16
John Tierney	1943
Adrian Tigert	2002, '04, '05, '06
Clem Tilton	1939
Don Tofte	1946
Lee Trad	1971
Larry Treadwell	1998, '99
Ricky Trotter	1979, '80
Clay Tucker	2000, '01, '02, '03
Joah Tucker	2004, '05, '06
Maurice Turner	1986, '87, '88, '89
Tenus Tuttrup	1919
Michael Tyler	2010
Scotty Tyler	2016

~U~

Barry Umbs	1967, '68, '69
Glen Ulrichsen	1946, '49

~V~

Leroy Van Dale	1928, '29, 1931
Phil Vanderhyden	1969
Al Van Mullen	1984
Harold Veeder	1898, '99
Dave Vincent	1958, '59, '60, '61
Ken Voigt	1962
Kevin Volbert	1977
Harold Van Horne	1928, '29, '30
Al Van Scooter	1962

~W~

Ossie Wadewitz	1943
Earl Wagner	1953, '54

Al Walker	1976, '77, '78
Riley Walker	2010
Walter	1919
Charles Wall	1923
Gene Walrath	1926, '27, '28
Harry Warren	1975
Carson Warren-Newsome	2018, '19
Don Weaver	1948
Robert Weber	1930, '31
Weber	1963
Dave Weber	1980
Robert Weaver	1948
Gerald Weichmann	1953
William Weisend	1904
Dan Weisse	2000, '01, '02, '03
West	1920
Henry Westendorf	1957
Wetzel	1928
Reggie Wheeler	1998, '99, '00, '01
Dave Whelan	1944
Harold White	1926, '27
Trinson White	2014, '15
Wickerman	1963
Cody Wichmann	2014, '15, '16, '17
Wieland	1900
Bruce Wienke	1962
Tom Wilbern	1966
Robert Wilhelmi	1956
Edgar Williams	1972, '73
Kaylon Williams	2011, '12
Randy Williams	1979
Willis	1968
Jerry Willis	1972, '73, '74
Ron Wilman	1963
Dave Wilson	1984, '85
Derrick Wimmer	2005, '06
John Windler	1966
Ron Winkler	1963
Jerome Winn	1939, '40, '41
Jose Winston	2003
Winters	1961
Earl Witte	1916, '17
Earl Witte	1962
Bob Wittman	1987
Christian Wolf	2011, '12, '13
H. Wolter	1919
Kerry Worthham	1980
Fred Worthington	1903, '04
Bob Wright	1971, '72
Clarence Wright	1988, '89
Jake Wright	2019
James Wright	2001, '02, '04, '05
Steve Wright	1996
D. Wulff	1922
Allan Wulz	1951, '52, '53

~X~Y~Z~

Tyrone Young	2006
Ken Zach	1958, '59, '60
O. Zeman	1913
Larry Zeroth	1985, '86
Mike Zingale	1925
Robert Zuppke	1901
Mike Zwitter	1961

William G. Appleby
Class of 1956 • Inducted 1979

Appleby was recognized mainly for his efforts in track, though he also played basketball at UWM. He was UWM's first track athlete to compete in a national decathlon, performing in the 1955 National Decathlon and the 1956 Olympic Trials and Kansas Relays.

Kenneth L. Buehler
Class of 1942 • Inducted 1974


Buehler was a three-time all-conference honoree in basketball. In fact, he was the league's leading scorer for two seasons. He was also a football star at the school.

Sam J. Castagna
Class of 1949 • Inducted 1990

Castagna was a four-year letterman in football and a two-year letterman in basketball. He was a member of the MSTC championship football teams in 1946 and 1947.

Richard C. Cox
Class of 1974 • Inducted 1988

Cox was a four-year letterwinner in basketball. He was a two-time most valuable player and leading rebounder. He was also named UWM's Senior Athlete in 1974.



Henry J. Davis, Jr.
Class of 1972 • Inducted 1992

Davis was a three-time letterwinner in basketball. He captained the team for two seasons and was the leading scorer and rebounder his junior year.

Arthur L. Derksen
Class of 1951 • Inducted 1990

Derksen played three years of basketball but earned his recognition for football. As a fullback he was a member of the WSC conference champion team in 1947. He was also a member of the WSC All-Conference team in 1950.

About The Bud K. Haidet Athletic Hall of Fame

The University of Wisconsin-Milwaukee Bud K. Haidet Athletic Hall of Fame, re-named to honor the former Athletic Director in 2009, has inducted 199 members since starting to recognize former student-athletes and coaches in 1972. Each year, a panel of athletic administrators and alums solicit nominations for honorees, and the panel decides on that year's inductees. Former student-athletes, coaches and administrators are also eligible for consideration. The former student-athletes listed on these pages all played basketball at Milwaukee, though some may have earned their status as a UWM Hall of Famer through the accomplishments in other sports while at the University. The most recent men's basketball inductee into the Hall of Fame was Joah Tucker, who was inducted in 2014.

James Dietrich
Class of 1957 • Inducted 1976

Dietrich earned four letters in basketball and two in baseball at UWM. Upon graduation, Dietrich went on to become a basketball coach in the Manitowoc area, first as an assistant at Manitowoc Lincoln and then as the head coach. In 1964, he took his team to the state tournament and won the consolation championship.

Robert E. Eckenrod
Class of 1942 • Inducted 1976

Eckenrod was the first 12-letter winner in the school's history, earning four letters apiece in three sports - basketball, football and track. Better known for his efforts in football and track, Eckenron also played basketball.

Frank Ernst
Class of 1933 • Inducted 1982

Ernst played forward/center on the 1931, 1932 and 1933 basketball teams. He also competed in the high jump and pole vault on the track team and played football. Ernst set what was the state record in the high jump at the time, recording a leap of 6'1".

Terry M. Fredenburg
Class of 1968 • Inducted 1981

Fredenburg earned seven letters at UWM, four in football and three in basketball. He was mainly known for his play on the gridiron, earning MVP honors in 1967 and 1968. He won the Herman Kluge Award in 1968 and was sixth in the NCAA for receiving in 1966 and 1967.

Walter G. Fricke
Class of 1949 • Inducted in 1976

Fricke won five letters in basketball, four in football and one in track, earning all-league honors throughout his career.

Erwin Gerboth
Class of 1931 • Inducted 1985

Gerboth was a center on the basketball team, though was known for his football and track exploits. He played on football teams that won conference championships in 1929 and 1930. The track team won state titles all three years he competed and he set records in the shot put and discus.

G. Arnold Gother
Class of 1932 • Inducted 1980

Gother won seven letters during 1929 and 1930. He was an all-conference player in football and basketball, along with earning awards as the most outstanding golfer and wrestler. He never lost a football game in his career at the school.

Gerald Grohowski
Class of 1963 • Inducted 1977

Grohowski scored 1,684 points in his four years, sending him to the top of the UWM scoring charts at the time. During his career, UWM won 56 and lost 27 and played in a NCAA Regional. He was named WSC All-Conference three times and received small college honorable mention in 1961.



Jerome Gunville
Class of 1939 • Inducted 1985

Gunville won nine letters from Milwaukee State Teachers College in track, basketball and football between 1936-39. He was the state conference pole vault champ in 1939 and won the Coach's Award in football as the most improved player that same year.

Thomas D. Hanrahan
Class of 1957 • Inducted 1989

Hanrahan was a basketball standout for Milwaukee State Teachers College and UWM from 1951-'54 and returned in 1956-'57 after serving two years in the armed forces. A small college honorable mention All-American, Hanrahan was a two-time co-captain and set the record for most points scored in one game with 33 in 1953-'54. In that same game, he also set a record for most free throws made with 15.

Raymond J. Heim
Class of 1955 • Inducted 1985

Heim competed in football, baseball, basketball and track for Milwaukee Extension. He was captain of the football and baseball teams, and won a special award from the Wisconsin Alumni Club in 1954 as the Extension Center's Football Athlete of the Year. Heim was inducted into the Wisconsin High School Football Coaches Association Hall of Fame in March of 1985 after compiling a record of 103-55-6 in 20 years of coaching.

Bruce Hendley
Class of 1933 • Inducted 1993


A 1933 graduate at Milwaukee State Teachers College, Hendley received four letters in basketball. He was captain of the team in 1930.

Albert A. Hohler
Class of 1935 • Inducted 1990

Hohler played football and basketball for Milwaukee State Teachers College from 1931-35. He was captain of the 1933 and 1934 basketball teams and was named on the conference all-star team both years.

Paul D. Humke Sr.
Class of 1936 • Inducted 1979

Humke was selected to the Wisconsin State Teachers College Conference All-State Team three times. He was co-captain of a team that won the conference title and represented the state in the National AAU tournament in Denver, Colorado. Humke also played tennis and ran track.



George Jablonski
Class of 1942 • Inducted 1978

Jablonski earned nine letters as a member of conference championship teams in both football and basketball. He was awarded the MSTC Blanket Award for his gridiron and court exploits and also served as president of his junior and senior class.

Glenn A. Jahnke
Class of 1953 • Inducted 1993

Jahnke won eight letters- four in track, three in cross country and one in basketball. He was a member of four state college championship teams and four state indoor championship teams.

George Kibbe
Class of 1921 • Inducted 1974

Kibbe was a standout in both football and basketball at the Milwaukee Normal School. After graduation Kibbe assisted in organizing alumni and lettermen groups and helped promote the athletic program. After his death in 1949, an annual award was given in his name to the student-athlete who best typified his qualities.

Thomas C. Kneusel
Class of 1959 • Inducted 1975

Kneusel led his team in scoring as a freshman and made the record books for career scoring with 1,565 points. He also ranks second for the most points scored in a single game. Kneusel earned four letters during his intercollegiate career and twice was named team captain.

Leo Kratz
Class of 1948 • Inducted 1973

Kratz earned a total of 13 varsity letters, including five in basketball. He was an "Honor Ten" graduate and was named recipient of the Robert Ames Award as the outstanding senior in 1948. He captained the 1946-47 basketball squad.



Raymond R. Krzoska
Class of 1941 • Inducted 1995

Krzoska was captain of the 1940-41 team that posted an undefeated season. He also played on two championship football teams and became the first player from the school to play pro basketball. He then served as UWM's head coach from 1963-70, just one of the jobs he held at UWM.

Kenneth R. Lemmer
Class of 1951 • Inducted 1977

Lemmer earned 12 letters and captained three sports during his career at UWM. Lemmer was named all-conference in basketball and he played in the National Industrial League after his graduation. He was also a conference champion in track.

Lowell E. Littaritz
Class of 1954 • Inducted 1983

Littaritz won seven letters, though just one came in basketball. He was known for his football efforts, starting for four years and earning all-conference honors in 1953. He captained the team in 1953 and 1954. In basketball, Littaritz was injured in 1953 but lettered in 1954. He won the Kibbe Award for his achievements in 1954.

Harold "Zip" Morgan
Class of 1920 • Inducted 1973

Morgan was known mainly for his quarterback play on the football field but also captained the basketball team for two years, sandwiched around his service for the U.S. Navy. He then made contributions to the city of Milwaukee, serving as Director of Municipal Athletics for 42 years.

Scott D. Netzel
Class of 1957 • Inducted 1977

Netzel became one of UWM's first all-conference stars when he was named to the WSC basketball team in 1956. He lettered four times in basketball, where he was all-conference and team captain as a forward. He played end and tackle for three years on the football team and twice lettered in track as a shot putter.

Larry Reed
Class of 1967 • Inducted 2000

Reed played basketball for the Panthers in 1959-60 and 1964-67. He won the Kluge Award at UWM. He led the team in scoring and rebounding during his sophomore, junior and senior year. Reed holds school records in career scoring with 1,693 points and rebounds with 1,529 boards. He is one of only two Panthers to mark over 1,000 in both categories and in 1964 was invited to try out for the Olympic team.

Thomas E. Reikowski
Class of 1970 • Inducted 1987

Reikowski was the leading scorer and rebounder in 1968-69 on the UWM men's basketball team. He captained the team during the 1969-70 season. As a forward, he is still in the top 10 for career scoring with 1,458 points.

Dexter Riesch
Class of 1970 • Inducted 1981

Riesch (pictured at upper right of page) starred in basketball as a forward and led the team in scoring three years. He captained the squad his senior year and was named MVP one year. Riesch was also a two-time letterwinner in track.

W. Jess Rudiger
Class of 1937 • Inducted 1975

Rudiger earned nine letters in cross country, basketball and track at Milwaukee State Teachers College. He was twice named captain of the basketball team and earned all-conference in basketball. Rudiger was also a three-time conference champion in the two-mile run.

James R. Skarie
Class of 1970 • Inducted 1987

Skarie only played basketball as a freshman at UWM, then made a name for himself on the football field. He set school records for passes completed in a game (28), yards gained passing in a season (1,387), touchdown passes thrown in season (12) and passing percentage during season (.589).

Shannon Smith
Class of 1996 • Inducted 2001

Smith starred during the 1994-95 and 1995-96 seasons for the Panther basketball program. Despite playing just two seasons, Smith is the fourth-leading scorer in UWM's Division I history while also ranking in the top five all-time in career scoring average, field goals made, field goals attempted, free throws made and free throws attempted. During the 1994-95 season, Smith averaged 24.5 ppg and set school records for free throws made and attempted during a single season.

Jerry Stanzer
Class of 1957 • Inducted 1973

Stanzer earned a total of 12 varsity letters while at UWM, setting individual records in basketball while also starring in football and track.

Joah Tucker
Class of 2006 • Inducted 2014

Tucker was one of the most accomplished players in Milwaukee men's basketball history despite playing only three seasons (2003-06) for the Panthers after transferring from Bradley University. The 6-foot-5 guard/forward led Milwaukee to three postseason appearances in his three years and during the 2005 NCAA Tournament, he averaged a whopping 25.3 points per game in helping the Panthers reach the Sweet 16.

Dave P. Vincent
Class of 1961 • Inducted 1979

Vincent earned four letters in basketball and was named to the state all-conference team his junior and senior years. He was second in conference scoring and his four-year point total of 1,221 placed him in the UWM scoring record book.

Kenneth Zach
Class of 1960 • Inducted 1988

A starting guard on the UWM basketball team, Zach is still among the top 20 all-time scorers at UWM. A three-time letter winner, Zach was a member of the conference championship team in 1960 that competed in the NCAA tournament for the first time in UWM history. He was the second-leading scorer as a sophomore before leaving school to join the service in 1960.

David O. Nicholas
Family Scholarship

The David O. Nicholas Family Scholarship, created by David and Lori Nicholas, is the first endowed scholarship created for the men's basketball program. The gift donated to create the scholarship was in excess of \$250,000.

The scholarship, created in 2003, is awarded annually to a men's basketball student-athlete from Wisconsin who exemplifies athletic and academic leadership qualities.

2003-2004	Kalombo Kadima
2004-2005	Adrian Tigert
2005-2006	Joah Tucker
2006-2007	Nick Hansen
2007-2008	Allan Hanson
2008-2009	Jason Averkamp

2013-14

21-14 Overall • NCAA Tournament First Round

Head Coach: Rob Jeter



No	Name	Pos	Ht	Wt	Yr	Hometown
1	Jordan Aaron	G	5-10	160	Sr.	Bronx, NY
2	Akeem Springs	G	6-4	210	So.	Waukegan, Ill.
3	Kyle Kelm	F	6-9	225	Sr.	Randolph, Wis.
4	Malcolm Moore	F	6-7	230	Sr.	Iowa City, Iowa
5	Cody Wichmann	G	6-5	210	Fr.	Pulaski, Wis.
10	Thierno Niang	G	6-1	205	Sr.	Dakar, Senegal
11	Connor Weas	G	6-4	180	So.	Whitefish Bay, Wis.
15	Trinson White	G/F	6-5	190	Jr.	Milwaukee, Wis.
20	Mitch Roelke	G	6-0	170	Sr.	Waunakee, Wis.
21	Dan Studer	F	6-7	230	So.	Germantown, Wis.
22	Evan Richard	G	6-2	175	Jr.	Kieler, Wis.
23	J.J. Panoske	F	6-10	225	So.	Brodhead, Wis.
25	Steve McWhorter	G	6-2	185	Jr.	Racine, Wis.
30	J.R. Lyle	G	6-2	175	So.	Kansas City, Mo.
31	Matt Tiby	F	6-8	230	So.	Urbandale, Iowa
33	Quinton Gustavson	F	6-9	200	Sr.	Racine, Wis.
34	Austin Arians	F	6-6	200	So.	Stoughton, Wis.
50	Brett Prah	F	6-9	225	Fr.	East Troy, Wis.
52	Alex Prah	F	6-9	225	Fr.	East Troy, Wis.

11/8	at Loyola	L	76-72
11/11	at Davidson	W	81-77
11/15	vs. San Jose State #	W	64-61
11/16	vs. James Madison #	W	77-66
11/17	at Northern Illinois #	W	82-69
11/19	DePaul	L	80-71
11/23	at Tennessee Tech	W	70-63
11/26	Judson	W	89-56
11/30	at UMKC	W	84-79
12/3	Northern Iowa	W	83-72
12/7	Bradley ^	W	73-67
12/11	at Wisconsin	L	78-52
12/21	vs. Northeastern @	L	62-59
12/22	vs. Alabama State @	W	67-54
1/2	Youngstown State*	W	82-76
1/4	Cleveland State*	L	77-49
1/8	at Oakland*	W	84-75
1/12	Green Bay*	L OT	93-86
1/16	at UIC*	W	67-63
1/18	at Valparaiso*	L	75-62
1/21	at Wright State*	L	73-57
1/24	Detroit*	L	73-54
1/30	Wright State* ^	W	68-64
2/2	Oakland* ^	W	86-64
2/8	at Green Bay*	W	73-63
2/15	Valparaiso*	L	77-62
2/20	at Youngstown State*	L OT	88-83
2/22	at Cleveland State*	L	74-50
2/25	UIC*	L	80-58
2/27	at Detroit*	W	68-62
3/4	Detroit \$	W	83-73
3/7	vs. Valparaiso !	W	74-57
3/8	at Green Bay !	W	73-66
3/11	at Wright State %	W	69-63
3/20	vs. Villanova &	L	73-53

* - Horizon League game; ^ - Klotsche Center
 # - NIU Invitational (DeKalb, Ill.)
 @ - Westin Holiday Classic (New Orleans, La.)
 \$ - Horizon League Tourney (Milwaukee, Wis.)
 ! - Horizon League Tourney (Green Bay, Wis.)
 % - Horizon League Tourney (Dayton, Ohio)
 & - NCAA Tournament (Buffalo, N.Y.)

MILWAUKEE

NCAA First Round Buffalo, N.Y. • March 20, 2014

Milwaukee	FG-FGA	3F-3FA	FT-FTA	RB	PTS
Kelm	4-10	0-1	0-0	4	8
Tiby	2-4	1-1	5-6	4	10
Arians	6-15	4-10	1-2	5	17
Aaron	1-15	0-7	4-4	6	6
McWhorter	1-8	0-2	1-2	2	3
Moore	1-3	0-1	0-1	3	2
Wichmann	0-0	0-0	0-0	0	0
Niang	0-0	0-0	0-0	0	0
Roelke	0-0	0-0	0-0	0	0
Richard	0-1	0-0	0-0	0	0
Panoske	2-2	1-1	0-0	6	5
Lyle	1-5	0-1	0-0	3	2
Gustavson	0-0	0-0	0-0	0	0
Totals	18-63	6-24	11-15	37	53
Villanova	FG-FGA	3F-3FA	FT-FTA	RB	PTS
Pinkston	4-8	0-0	5-7	8	13
Ochefu	1-4	0-0	2-2	9	4
Hilliard	6-11	1-4	3-3	1	16
Arcidiacono	1-4	0-2	0-1	4	2
Bell	5-14	0-8	2-2	7	12
Jenkins	4-7	3-4	0-0	3	11
Hart	5-8	0-2	1-1	7	11
Chennault	2-2	0-0	0-0	1	4
Reynolds	0-0	0-0	0-0	0	0
Ennis	0-4	0-3	0-0	2	0
Totals	28-62	4-23	13-16	46	73
	1	2	TOT		
UWM	23	30	53		
VILLANOVA	27	46	73		

Milwaukee claimed its third postseason berth in four years and the Panthers' fourth NCAA Tournament appearance with a Horizon League Tournament title run to member.

The Panthers claimed the 2014 Horizon League Tournament title with a stirring run of four wins in eight days, including victories at top-seeded Green Bay and at third-seeded Wright State. Just as impressive is the fact Milwaukee led by double digits in each of the four games and led wire-to-wire in wins over Valparaiso and Wright State. In fact, Milwaukee was ahead for 155:31 of the 165:00 minutes it played in the tournament, trailing only for 4:02 vs. Detroit and 5:27 vs. Green Bay. The tournament title was Milwaukee's fourth, while the Panthers became the first-ever five seed to win the league crown.

As one would expect after winning the tournament title, the Panthers dominated the all-tournament team. Jordan Aaron

earned tournament most valuable player honors after averaging 20.5 points per game in the four wins. Included in the run was a 28-point effort in the win over Green Bay. Kyle Kelm and Matt Tiby also earned all-tournament recognition. Kelm had 20 points in the title game and Tiby had a double-double of 15 points and 10 rebounds in the semifinal win at Green Bay.


The league tournament run pushed Milwaukee to the 20-win plateau for the third time in five seasons. Milwaukee's 13-win increase from the prior season marked the best year-to-year improvement in the country, and MKE was the only team in the NCAA Tournament that finished last in its league the year prior.

After putting up a valiant effort in the first half in trailing by just four at the break, UWM saw Villanova break open a close game over the final eight minutes en route to a 73-53 win in the first round of the NCAA Tournament.

2011-12

20-14 Overall • College Basketball Invitational

Head Coach: Rob Jeter



No	Name	Pos	Ht	Wt	Yr	Hometown
1	Ja'Rob McCallum	G	6-0	170	Jr.	Marion, Ind.
2	Kaylon Williams	G	6-3	185	Sr.	Cedar Rapids, Iowa
3	Kyle Kelm	F	6-9	210	So.	Randolph, Wis.
4	Ryan Allen	G	6-3	200	Sr.	South Holland, Ill.
5	Shaquille Boga	G	5-11	170	Fr.	St. Louis, Mo.
14	Paris Gulley	G	6-2	170	Jr.	Peoria, Ill.
15	Demetrius Harris	F	6-7	230	Jr.	Jacksonville, Ark.
20	Mitch Roelke	G	6-0	170	So.	Waunakee, Wis.
21	Tony Meier	F	6-8	210	Sr.	Wildwood, Mo.
22	Evan Richard	G	6-2	175	Fr.	Kieler, Wis.
23	J.J. Panoske	F	6-10	225	Fr.	Brodhead, Wis.
32	Lonnie Boga	G	6-3	200	Jr.	St. Louis, Mo.
33	Quinton Gustavson	C	6-9	200	So.	Racine, Wis.
42	James Haarsma	F	6-7	230	Jr.	Racine, Wis.
44	Ryan Haggerty	F	6-8	210	Jr.	Glen Ellyn, Ill.
45	Christian Wolf	F	6-9	250	Jr.	Kohler, Wis.

11/12	SW Minnesota St.	W	71-65
11/14	at Northern Illinois	W	59-57
11/18	IUPUI	W	62-49
11/20	Texas Southern	W	73-38
11/23	at Michigan State	L	55-68
11/26	at UALR	W	59-54
12/1	Loyola*	W	59-41
12/3	UIC*	W OT	73-71
12/5	at DePaul	W	87-76
12/10	at Northern Iowa	L	51-67
12/13	Wisconsin	L	54-60
12/17	Omaha^	W	86-50
12/22	at Marquette	L	50-64
12/29	at Valparaiso*	W	57-55
12/31	at Butler*	L	50-54
1/3	at Western Michigan	L	61-72
1/7	Green Bay*	W	64-63
1/12	Wright State*	W	58-38
1/14	Detroit*	W	84-74
1/20	at Youngstown State*	L	66-68
1/22	at Cleveland State*	L	57-83
1/26	Butler*	W	53-42
1/28	Valparaiso*	L	52-55
1/31	Youngstown State*	L	65-73
2/4	at Green Bay*	W	81-75
2/10	at Detroit*	L	57-58
2/12	at Wright State*	L	46-70
2/14	Cleveland State*	W	86-84
2/18	Fairfield	W	67-63
2/23	at UIC*	W	72-61
2/25	at Loyola*	W	78-69
2/28	UIC^ \$	W	68-55
3/2	vs. Butler %	L	49-71
3/13	at TCU &	L	73-83

* - Horizon League game; ^ - Klotsche Center

\$ - Horizon League Tourney (Milwaukee, Wis.)

% - Horizon League Tourney (Valparaiso, Ind.)

& - College Basketball Invitational (Ft. Worth, Tex.)

CBI First Round Fort Worth, Tex. • March 13, 2012

Milwaukee	FG-FGA	3F-3FA	FT-FTA	RB	PTS
Meier	7-17	4-13	0-0	9	18
Haarsma	8-13	1-3	0-1	3	17
Allen	4-7	0-0	1-1	4	9
Boga	1-3	0-0	1-1	0	3
Gulley	2-10	1-6	0-0	4	5
Williams	4-10	1-4	5-10	4	14
Kelm	1-4	1-3	2-2	6	5
Haggerty	1-3	0-1	0-0	3	2
Totals	28-67	8-30	9-15	35	73

TCU	FG-FGA	3F-3FA	FT-FTA	RB	PTS
Crossland	0-0	0-0	0-0	0	0
Williams	4-7	1-2	6-9	7	15
Anderson	2-7	2-3	0-0	2	6
Thorns	3-7	2-5	5-5	7	13
Cadot	4-9	0-3	3-4	7	11
Fields	5-7	2-3	3-3	5	15
Butler	3-4	3-3	1-2	2	10
McKinney	1-2	0-0	0-0	0	2
Green	5-11	0-2	1-1	5	11
Totals	27-54	10-21	19-24	35	83

	1	2	TOT
UWM	30	43	73
TCU	38	45	83

The Panthers returned to the postseason for the second year in a row after collecting 20 victories.

The year started on an uptick for Milwaukee, as it won its first four games and then was 8-1 after a record-setting win at DePaul in early December. The victory in Chicago included a stellar 61.7 percent shooting effort. Tony Meier and Paris Gulley put their names in the record books in the win, each making all five of their three-point attempts.

A tough next run of games saw MKE stumble slightly. The Panthers had a great chance to beat in-state rival Wisconsin in front of more than 10,000 fans at the U.S. Cellular Arena but fell just short. The squad also opened 3-0

in league play but lost a late lead at Butler. Still, Milwaukee put together a three-game winning streak in early January and found itself 6-1 and atop the Horizon League.


The Panthers then dropped six of their next eight games to seemingly fall out of the hunt. But, as always seems to be the case, Milwaukee saved its best basketball for the stretch run. A thrilling win over league frontrunner Cleveland State put the Panthers back on track and they wound up capturing five-straight victories heading into the second round of the league tournament.

For a second-straight year, Butler ended Milwaukee's search for an NCAA Tournament. Then, in the CBI, UWM fought hard but came up short at TCU.

2010-11

19-14 Overall • National Invitation Tournament

Head Coach: Rob Jeter



No	Name	Pos	Ht	Wt	Yr	Hometown
1	Ja'Rob McCallum	G	6-0	170	So.	Marion, Ind.
2	Kaylon Williams	G	6-3	185	Jr.	Cedar Rapids, Iowa
3	Kyle Kelm	F	6-9	210	Fr.	Randolph, Wis.
4	Ryan Allen	G	6-3	200	Jr.	South Holland, Ill.
11	Tone Boyle	G	6-4	195	Sr.	Middleton, Wis.
15	Patrick Souter	G	6-0	170	So.	Racine, Wis.
20	Mitch Roelke	G	6-0	170	Fr.	Waunakee, Wis.
21	Tony Meier	F	6-8	210	Jr.	Wildwood, Mo.
22	Evan Richard	G	6-2	175	Fr.	Kieler, Wis.
23	Anthony Hill	F	6-7	230	Sr.	Milwaukee, Wis.
30	Jerard Ajami	G	6-2	180	Sr.	Madison, Wis.
32	Lonnie Boga	G	6-3	200	So.	St. Louis, Mo.
33	Quinton Gustavson	F	6-9	200	Fr.	Racine, Wis.
34	Mitchell Carter	C	6-10	270	Sr.	Milwaukee, Wis.
42	James Haarsma	F	6-7	230	Jr.	Racine, Wis.
44	Ryan Haggerty	F	6-8	210	So.	Glen Ellyn, Ill.
45	Christian Wolf	F	6-9	250	So.	Kohler, Wis.

11/12	at Portland \$	L	80-60
11/13	vs. Florida Atlantic \$	L	85-76
11/14	vs. UC Davis \$	W	73-62
11/17	at Niagara	W	90-73
11/20	Northern Iowa	W	65-63
11/23	Western Michigan	L	67-55
11/27	Marquette	L	75-72
12/2	Youngstown State*	W	76-67
12/4	Cleveland State*	L	82-59
12/8	at Wisconsin	L	61-40
12/11	at South Dakota State	W	82-70
12/14	at DePaul	L	61-47
12/18	Bowling Green	W	72-69
12/30	at Wright State*	L	68-44
1/1	at Detroit*	W OT	84-81
1/3	Butler*	W	76-52
1/8	at Green Bay*	L	69-64
1/13	UIC*	W	87-75
1/15	Loyola*	L	71-65
1/21	at Valparaiso*	L	60-43
1/23	at Butler*	W OT	86-80
1/28	Detroit*	W	72-67
1/30	Wright State*	W	54-53
2/5	Green Bay*	W	88-75
2/10	at Loyola*	W	66-57
2/12	at UIC*	W	70-59
2/16	Valparaiso*	W	79-76
2/19	at Buffalo*	L	80-65
2/24	at Cleveland State*	W	87-83
2/26	at Youngstown State*	W OT	94-87
3/5	Valparaiso #	W	70-63
3/8	Butler #	L	59-44
3/16	at Northwestern &	L	70-61

* - Horizon League game

\$ - AIA Classic (Portland, Ore.)

- Horizon League Tourney (Milwaukee)

& - NIT First Round (Evanston, Ill.)

MILWAUKEE®

NIT First Round
Evanston, Ill. • March 16, 2011

Milwaukee	FG-FGA	3F-3FA	FT-FTA	RB	PTS
Meier	7-9	5-7	0-1	4	19
Hill	4-9	0-1	3-3	8	11
McCallum	2-5	1-4	0-0	2	5
Boyle	3-15	2-12	0-0	2	8
Williams	4-8	3-7	0-0	5	11
Kelm	0-0	0-0	0-0	0	0
Ajami	0-0	0-0	0-0	0	0
Carter	0-0	0-0	0-0	0	0
Allen	3-3	0-0	1-1	2	7
Haggerty	0-2	0-2	0-0	2	0
Totals	23-51	11-33	4-5	29	61
NU	FG-FGA	3F-3FA	FT-FTA	RB	PTS
Crawford	3-9	0-3	0-0	5	6
Shurna	8-14	5-10	4-6	8	25
Mirkovic	1-2	0-0	2-2	8	4
Thompson	7-17	4-11	2-2	4	20
Marcotullio	3-12	3-9	4-4	5	13
Nichols	0-0	0-0	0-0	0	0
Hearn	0-0	0-0	0-0	0	0
Fruendt	0-1	0-0	0-0	2	1
Peljusic	0-0	0-0	0-0	0	0
Capocci	0-1	0-0	2-2	2	2
Curletti	0-2	0-1	0-0	1	0
Totals	22-58	12-34	14-16	37	70
	1	2	TOT		
UWM	26	35	61		
N'Western	38	32	70		

A great late-season surge sent the Panthers to the top of the Horizon League and back into the postseason for the first time in five years.

It didn't look like a postseason berth was in the cards for the Panthers in mid-January after Milwaukee lost back-to-back games to Loyola and Valparaiso. At that point, MKE sat 4-5 and in 7th place in the Horizon League, with the Panthers also sitting below .500 overall.

But what had been a roller coaster became a thrilling ride for Milwaukee over the next two months. The Panthers won at Butler Jan. 23 and that started a nine-game league winning streak. By mid-February Milwaukee had moved into league title contention and then on Feb. 16 the Panthers knocked off then

first-place Valparaiso at the U.S. Cellular Arena. A successful road trip to Ohio the next week then put Milwaukee over the top, as the Panthers officially clinched a share of the league crown and hosting rights for the league tournament with an overtime victory at Youngstown State.

UWM did beat Valparaiso in the semi-finals of the league tournament at The Cell but came up just short in its quest for a fourth NCAA Tournament berth, falling 59-44 to Butler in the championship game. The Panthers still made their fifth NCAA Division I postseason appearance by qualifying for the National Invitation Tournament. Milwaukee made the short trip to Evanston, Ill., for a battle with Northwestern of the Big Ten, pulling within six points late in the second half before falling, 70-61.

2005-06

22-9 Overall • NCAA Tournament Second Round

Head Coach: Rob Jeter



11/15	at Memphis %	L	52-79
11/21	Upper Iowa	W	93-64
11/28	at Tennessee Tech	L	67-72
12/3	Saint Louis	W	82-71
12/6	at South Dakota State	W	76-51
12/10	Hawai'i	W	58-52
12/15	at Wisconsin	L	68-74
12/17	Green Bay*	W	80-60
12/21	Oakland	W	83-60
12/27	at Wyoming	W	84-69
12/30	at Montana	W	78-74
1/2	Cleveland State*	W	75-68
1/5	at UIC*	W	68-45
1/7	Butler*	W	64-59
1/11	Loyola*	W	78-75
1/14	at Green Bay*	L	77-84
1/18	at Detroit*	W	72-71
1/21	Wright State*	W	61-54
1/26	at Youngstown State*	W	78-70
1/30	at Loyola*	W	68-57
2/2	at Wright State*	L	54-59
2/4	at Butler*	L OT	60-63
2/9	Youngstown State*	W	98-57
2/11	at Cleveland State*	W	86-57
2/15	UIC*	L OT	86-94
2/18	Missouri State	L	72-63
2/21	Detroit*	W	76-57
3/4	Loyola &	W	80-66
3/7	Butler &	W	87-71
3/16	vs. Oklahoma \$	W	82-74
3/18	vs. Florida \$	L	60-82


* - Horizon League game

% - Preseason NIT


& - League Tourney (Milwaukee)

\$ - NCAA Tourney (Jacksonville, Fla.)


No	Name	Pos	Ht	Wt	Yr	Hometown
1	Kevin Massiah	F	6-5	215	Jr.	Toronto, Ont.
2	Chris Hill	G	5-10	160	Sr.	Chicago, Ill.
3	Avery Smith	G	6-3	175	So.	Milwaukee, Wis.
4	Mark Pancratz	G	6-3	185	Sr.	Schaumburg, Ill.
5	Ricky Franklin	G	6-1	200	Fr.	Milwaukee, Wis.
10	Zach Holt	G	5-6	160	Fr.	Pulaski, Tenn.
12	Allan Hanson	G	6-0	170	So.	Wauwatosa, Wis.
13	Joah Tucker	F	6-5	220	Sr.	Milwaukee, Wis.
14	Derrick Wimmer	G	6-4	175	Jr.	Milwaukee, Wis.
20	Myles McKay	G	6-3	180	Fr.	Menomonee Falls, Wis.
21	Jason McCoy	F	6-9	192	Sr.	Houston, Tex.
22	Kaylan Anderson	G	6-5	195	Fr.	Toronto, Ont.
24	Boo Davis	G	6-3	195	Sr.	Chicago, Ill.
25	Paige Paulsen	F	6-7	220	Jr.	Custer, SD
33	Nick Hansen	F	6-6	210	Jr.	Appleton, Wis.
40	Michael Bendall	F	6-7	210	So.	Oconomowoc, Wis.
42	Tyrone Young	G	6-4	198	Jr.	Kansas City, Mo.
43	Steve Hoelzel	C	6-9	225	Jr.	Kaukauna, Wis.
44	Adrian Tigert	F	6-7	235	Sr.	Oshkosh, Wis.
50	Derrick Ford	C	6-10	240	Sr.	Toledo, Ohio



Joah Tucker



Boo Davis




Adrian Tigert

Expectations were certainly high when the Panthers took the court for the 2005-06 season, but thanks to a stellar group of seniors and strong leadership from new head coach Rob Jeter, Milwaukee again made noise on the national stage.

The season actually saw MKE drop two of its first three games, but the Panthers quickly recovered to win 11 of their next 12 outings. Included in the run was an impressive road sweep of Wyoming and Montana, as well as wins in the first five Horizon League games of the season.

The winning run ended with a loss on the road in Green Bay, but the Panthers bounced back to win their next four league games and stood 9-1 in league play heading into the month of February. UWM stumbled in road losses to Wright State and Butler, but bounced back with easy wins over Youngstown State and at Cleveland State to move to the brink of its third-straight league regular season title. But, senior Adrian Tigert was injured late in the Cleveland State contest, and without Tigert the Panthers suffered a home loss to UIC. The team bounced back, though, to beat Detroit, which then knocked off Butler five days later, giving the Panthers the outright Horizon League title and hosting rights for the Horizon League Championship.



With Tigert back in the lineup, the Panthers made it look easy en route to their third tournament title in four years. Milwaukee bounced Loyola by 14 points and Butler by 16 to claim the crown and return to the NCAA Tournament.

It also again cleaned up when it came time to distribute Horizon League post-

season awards. Joah Tucker and Boo Davis each earned all-league first-team honors while Tigert was named to the second team. It marked the first time in school history the Panthers saw three players named to the all-league teams.

When the pairings for the NCAA Tournament were announced, it was clear respect had arrived for Milwaukee basketball. The Panthers earned a best-ever 11-seed and were sent to Jacksonville, Fla., for a matchup with Oklahoma of the Big 12.

After the successful run in the NCAA Tournament a year earlier, UWM became a popular pick to again pull off a first-round upset. But, even with those expectations on their shoulders, the Panthers put together a great performance in knocking off Oklahoma. In fact, they steadily built a lead in the second half and then consistently got to the free throw line down the stretch. The Panthers made 26-of-32 free throws and led by as many as 14 points in claiming an 82-74 win over the Sooners to advance to the second round. Davis led the way with 26 points while Tucker added 24.

Up next for MKE was Florida, which would be a daunting task on any floor in the country. But, with the game scheduled to be played in the state of Florida, the Panthers knew they were facing a road game on what would officially be considered a neutral court.

The Panthers hung in the contest early and were within eight points early in the second half. But the deep, athletic Gator squad proved too much for UWM, as Florida pulled away for an 82-60 win. Tigert did post a career night in his final game in a Panther uniform, collecting 27 points to go with eight rebounds.

Just as was the case the year before, Milwaukee was eliminated by a team poised to make a deep run in the tournament. In fact, Florida never looked back after its win over MKE, rolling through four more contests on its way to a national title.

The tournament loss also brought to a close the career of seven Panther seniors. Tucker, Davis and Tigert were joined in the 2005-06 senior class by Chris Hill, Jason McCoy, Mark Pancratz and Derrick Ford.


NCAA Tournament First Round Jacksonville, Fla. • March 16, 2006						
Milwaukee	FG-FGA	3F-3FA	FT-FTA	RB	PTS	
Tucker	5-14	1-6	13-16	5	24	
McCoy	0-3	0-0	0-0	2	0	
Tigert	7-13	0-2	0-0	5	14	
Hill	2-3	1-2	5-6	3	10	
Davis	7-15	4-10	8-10	6	26	
Smith	3-5	0-0	0-0	4	6	
Pancratz	0-0	0-0	0-0	0	0	
Hanson	0-1	0-0	0-0	0	0	
Ford	1-1	0-0	0-0	1	2	
Totals	25-55	6-20	26-32	32	82	
Oklahoma	FG-FGA	3F-3FA	FT-FTA	RB	PTS	
Gray	6-11	0-0	1-1	8	13	
Bookout	6-10	0-0	2-3	8	14	
Neal	1-8	1-5	0-0	3	3	
Everett	10-20	0-3	1-2	2	21	
Godbold	5-6	4-5	1-2	7	15	
Walker	0-0	0-0	0-0	0	0	
Johnson	0-1	0-0	0-0	0	0	
Carter	1-2	0-1	0-0	3	2	
Longar	1-1	0-0	0-0	0	2	
Griffin	2-2	0-0	0-0	1	4	
Totals	32-61	5-14	5-8	35	74	
	1	2	TOT			
UWM	33	49	82			
Oklahoma	31	43	74			

NCAA Tournament Second Round Jacksonville, Fla. • March 18, 2006						
Milwaukee	FG-FGA	3F-3FA	FT-FTA	RB	PTS	
Tucker	4-14	1-5	0-0	2	9	
McCoy	2-3	0-1	0-1	1	4	
Tigert	11-13	2-2	3-4	8	27	
Hill	0-6	0-4	0-1	4	0	
Davis	3-12	2-4	2-3	9	10	
Massiah	0-0	0-0	0-0	0	0	
Smith	0-3	0-0	2-4	3	2	
Pancratz	0-2	0-0	2-2	1	2	
Hanson	2-3	2-3	0-0	1	6	
Hansen	0-0	0-0	0-0	0	0	
Bendall	0-0	0-0	0-2	0	0	
Young	0-2	0-1	0-0	1	0	
Ford	0-3	0-0	0-0	2	0	
Totals	22-61	7-20	9-17	33	60	
Florida	FG-FGA	3F-3FA	FT-FTA	RB	PTS	
Brewer	9-16	5-8	0-0	3	23	
Noah	5-10	0-0	7-9	7	17	
Horford	6-8	0-0	1-3	6	13	
Green	2-6	1-4	2-2	2	7	
Humphrey	3-7	2-6	1-1	2	9	
Swanson	0-0	0-0	0-0	0	0	
Moss	3-5	0-1	0-0	9	6	
Hodge	1-2	0-1	0-0	3	2	
Berry	0-0	0-0	0-0	0	0	
Tyler	0-0	0-0	0-0	0	0	
Richard	1-2	0-0	3-4	4	5	
Huertas	0-0	0-0	0-0	0	0	
Totals	30-56	8-20	14-19	41	82	
	1	2	TOT			
UWM	26	34	60			
Florida	34	48	82			

2004-05

26-6 Overall • NCAA Sweet 16

Head Coach: Bruce Pearl



11/20	Prairie View	W	117-55
11/23	Parkside	W	87-50
11/28	Air Force	W	50-45
12/1	South Dakota State	W	89-54
12/4	at UIC*	W	75-67
12/7	at Saint Louis	W	57-47
12/11	at Valparaiso	L	72-71
12/15	at Wisconsin	L	66-37
12/22	vs. Kansas	L	73-62
12/30	at Manhattan	W OT	88-78
1/3	Detroit*	L	76-68
1/6	at Butler*	W OT	71-68
1/8	Loyola*	W	73-56
1/12	at Youngstown State*	W	65-42
1/15	Green Bay*	W	86-56
1/17	Wright State*	W	71-66
1/20	Cleveland State*	W	85-65
1/22	at Detroit*	W	61-48
1/26	at Purdue	W	73-68
1/29	at Green Bay*	L	76-72
2/2	at Wright State*	W	79-70
2/5	UIC*	W	85-75
2/10	at Loyola*	W	74-67
2/12	Youngstown State*	W	90-67
2/16	Butler*	W	64-53
2/19	at Hawai'i	W	87-81
2/26	at Cleveland State*	W	81-59
3/5	Loyola #	W	94-76
3/8	Detroit #	W	59-58
3/17	vs. Alabama &	W	83-73
3/19	vs. Boston College \$	W	83-75
3/24	vs. Illinois %	L	77-63

* - Horizon League game
 # - Horizon League Tourney (Milwaukee)
 & - NCAA First Round (Cleveland)
 \$ - NCAA Second Round (Cleveland)
 % - NCAA Tourney Regional Semifinal (Rosemont, Ill.)

No	Name	Pos	Ht	Wt	Yr	Hometown
2	Chris Hill	G	5-10	160	Jr.	Chicago, Ill.
4	Mark Pancratz	G	6-3	185	Jr.	Schaumburg, Ill.
12	Allan Hanson	G	6-0	170	Fr.	Wauwatosa, Wis.
13	Joah Tucker	F	6-5	220	Jr.	Milwaukee, Wis.
14	Derrick Wimmer	G	6-4	175	So.	Milwaukee, Wis.
20	Myles McKay	G	6-3	180	Fr.	Menomonee Falls, Wis.
21	Jason McCoy	F	6-9	192	Jr.	Houston, Tex.
22	Ed McCants	G	6-3	195	Sr.	Marion, Ohio
23	James Wright	F	6-6	220	Sr.	Milwaukee, Wis.
24	Boo Davis	G	6-3	195	Jr.	Chicago, Ill.
32	Luke Homan	G	6-3	180	Fr.	Brookfield, Wis.
33	Nick Hansen	F	6-6	210	So.	Appleton, Wis.
40	Michael Bendall	F	6-7	210	Fr.	Oconomowoc, Wis.
42	Rob Sanders	F	6-6	185	Sr.	Toledo, Ohio
44	Adrian Tigert	F	6-7	235	Jr.	Oshkosh, Wis.
50	Derrick Ford	C	6-10	240	Jr.	Toledo, Ohio
54	Steve Hoelzel	C	6-9	225	So.	Kaukauna, Wis.



It was simply a magical postseason run, and ironically it nearly never happened. Fans will remember the 2004-05 Panthers making their run to the Sweet 16 of the NCAA Tournament, and many will also remember sitting in the U.S. Cellular Arena, with the clock running down, and the Panthers on the short end of the score.

Milwaukee would rally against Detroit in that league title game. Joah Tucker hit two free throws with under a minute left to tie the game, and Adrian Tigert then hit a single free throw with 4.2 seconds remaining to grab the lead. After Detroit missed a shot as the buzzer sounded, the Panthers had survived and were on to the NCAA Tournament.

It was a fitting way to continue what had already been one of the best seasons in school history. That was MKE's 24th win - tying a school record at the time - and

the Panthers would wind up with 26. They claimed a win over Purdue - their first over a Big Ten foe since 1993. They won 11-straight games late in the year, and won 19 of their last 21 contests.

In league play, Milwaukee lost only twice - an early-season home loss to Detroit and a road loss at in-state rival Green Bay. The Panthers won their final six regular season league contests by an average of 13.7 points. Ed McCants earned Horizon League Player of the Year honors and was joined by Joah Tucker on the all-league first team. Tucker was then named the league tournament MVP. But, after winning the league tournament, the Panthers eagerly awaited their destination and opponent for the NCAA Tournament. When the draw was announced on CBS, the Panthers were one of the first teams posted. It was off to Cleveland and a first-round date with Alabama.

Milwaukee's game with Alabama was the first of the day in Cleveland, and it was clear from the start the Panthers weren't planning to be the first team eliminated from the tournament. They used a 23-6 run in the first half to build a 13-point halftime lead. Then, every time the Crimson Tide made a run in the second half, Milwaukee responded. The Panthers wound up forcing 19 turnovers and, when Ed McCants scored on a breakaway dunk in the final minute, UWM knew it was advancing in the NCAA Tournament for the first time in school history.

Game two sent the Panthers against Big East champion Boston College, a team that had been ranked as high as second in the nation earlier in the season. BC threw the first punch, scoring the first 11 points of the game. But Milwaukee recovered, building a four-point lead by halftime and then making key baskets throughout the second half. The Panthers' defense also came through, forcing 22 turnovers. And, MKE made its free throws when it counted, converting on 20-of-22 charity attempts.

The win made the Panthers the biggest story in the city of Milwaukee and, for that matter, across the college basketball world. Adding to the story was the fact that the Panthers next opponent was Illinois, the top-ranked team in the country. And, the game would be



played just down the road from Milwaukee - in Illinois. Those factors, and a long-simmering rivalry between Illinois fans and Milwaukee head coach Bruce Pearl, made the days leading up to the matchup a media circus.

Once gameday finally arrived, the Panthers held their own with a team that would wind up being the national runner-up. UWM was within three points late in the first half and still within nine points at the four-minute

Final ESPN/USA Today Top 25

1.	North Carolina (31)	33-4	775
2.	Illinois	37-2	744
3.	Louisville	33-5	704
4.	Michigan State	26-5	676
5.	Kentucky	28-6	637
6.	Arizona	30-7	612
7.	Duke	27-6	560
8.	Oklahoma State	26-7	515
9.	Washington	29-6	511
10.	Wisconsin	25-9	489
11.	Wake Forest	27-6	399
12.	West Virginia	24-11	364
13.	Villanova	24-8	355
14.	Utah	29-6	333
15.	Kansas	23-7	253
16.	Texas Tech	22-11	251
17.	Connecticut	23-8	249
18.	Gonzaga	26-5	239
19.	Boston College	25-5	234
20.	Oklahoma	25-8	218
21.	Syracuse	27-7	179
22.	North Carolina State	21-14	137
23.	Milwaukee	26-6	123
24.	Florida	24-8	118
25.	Cincinnati	25-8	96

Others Receiving Votes: Pacific 85, Ga. Tech 45, Alabama 45, Vermont 34, S. Carolina 12, Texas 11, Southern Illinois 10, Minnesota 10, Iowa 10, St. Joseph's 9, Bucknell 8, Nevada 7, UAB 5, Pitt 4, Iowa St. 4, New Mexico 3, Charlotte 2, Memphis 1

timeout in the second half. But, in the end, even a career-high 32 points from Joah Tucker wouldn't be enough to keep the Panthers' upset run alive.

NCAA Tournament First Round Cleveland, Ohio • March 17, 2005

Milwaukee	FG-FGA	3F-3FA	FT-FTA	RB	PTS
Tucker	6-12	1-3	8-14	4	21
Tigert	4-4	2-2	0-0	7	10
Hill	3-7	3-4	0-1	0	9
McCants	8-15	5-9	0-1	1	21
Davis	2-5	1-3	5-6	1	10
Pancratz	0-0	0-0	0-0	0	0
Hanson	0-0	0-0	0-0	0	0
McCoy	1-4	0-0	4-4	5	6
Wright	0-1	0-0	2-2	3	2
Ford	2-2	0-0	0-0	0	4
Totals	26-50	12-21	19-28	22	83
Alabama	FG-FGA	3F-3FA	FT-FTA	RB	PTS
Davis	3-5	0-0	4-4	7	10
Winston	7-16	1-5	5-6	4	20
Davidson	4-4	0-0	0-2	10	8
Shelton	5-11	2-7	1-2	5	13
Steele	5-7	4-5	2-2	3	16
Brock	0-1	0-0	0-0	1	0
Felix	2-6	2-6	0-0	2	6
Jonus	0-0	0-0	0-0	0	0
Totals	26-50	9-23	12-16	34	73

	1	2	TOT
UWM	45	38	83
Alabama	32	41	73

NCAA Tournament Second Round Cleveland, Ohio • March 19, 2005

Milwaukee	FG-FGA	3F-3FA	FT-FTA	RB	PTS
Tucker	7-18	3-4	6-7	4	23
Tigert	7-7	2-2	0-0	5	16
Hill	2-8	1-5	6-6	1	11
McCants	6-10	4-8	2-2	1	18
Davis	1-5	1-5	2-2	2	5
Pancratz	1-1	0-0	1-1	2	3
McCoy	0-0	0-0	0-0	2	0
Wright	1-3	0-0	3-4	5	5
Ford	1-3	0-0	0-0	3	2
Totals	26-55	11-24	20-22	26	83
BC	FG-FGA	3F-3FA	FT-FTA	RB	PTS
Smith	11-19	1-1	2-5	5	25
Dudley	2-6	0-2	18-21	8	22
Doornekamp	1-4	0-2	3-4	7	5
Hinnant	1-4	1-1	0-0	3	3
Marshall	4-10	1-3	2-4	5	11
Watson	0-1	0-1	0-0	1	0
Hailey	1-2	1-1	0-1	1	3
Williams	3-4	0-0	0-0	3	6
Totals	23-50	4-11	25-35	36	75

	1	2	TOT
UWM	41	42	83
BC	37	38	75

NCAA Tournament Regional Semifinal Rosemont, Ill. • March 24, 2005


Milwaukee	FG-FGA	3F-3FA	FT-FTA	RB	PTS
Tucker	12-18	2-3	6-8	3	32
Tigert	1-6	0-3	0-0	7	2
Hill	0-3	0-3	2-3	4	2
McCants	4-17	4-14	1-2	4	13
Davis	3-9	1-5	2-2	5	9
Pancratz	0-0	0-0	0-0	3	0
McCoy	1-3	0-1	1-2	2	3
Wright	1-1	0-0	0-1	5	2
Totals	22-57	7-29	12-18	35	63
Illinois	FG-FGA	3F-3FA	FT-FTA	RB	PTS
Augustine	3-3	0-0	5-6	10	11
Powell	5-11	0-1	2-2	9	12
Head	5-15	2-5	0-1	1	12
Williams	8-12	2-5	3-4	3	21
Brown	7-12	5-8	2-2	2	21
McBride	0-1	0-1	0-0	0	0
Carter	0-1	0-0	0-0	1	0
Smith	0-0	0-0	0-0	0	0
Ingram	0-2	0-0	0-0	2	0
Totals	28-57	9-20	12-15	33	77

	1	2	TOT
UWM	32	31	63
Illinois	39	38	77

2003-04

20-11 Overall • National Invitation Tournament

Head Coach: Bruce Pearl



11/22	Montana	W	95-83
11/25	Concordia-St. Paul	W	90-62
11/29	Southern Illinois	L	77-81
12/3	at Prairie View A&M	W	87-70
12/7	at NC State	L	71-77
12/10	at Valparaiso	W	86-82
12/13	at Wisconsin	L	71-89
12/23	UIC*	W	78-62
12/29	at Santa Clara ^	L	64-66
12/30	vs. Idaho State ^	W	85-70
1/2	at Air Force	L	49-71
1/5	Detroit*	W	82-74
1/8	Butler*	W	71-59
1/10	at Loyola*	W	97-87
1/15	Youngstown State*	W	80-74
1/17	at Green Bay*	W	82-70
1/22	at Cleveland State*	W	78-64
1/24	at Detroit*	W	85-68
1/27	at Wright State*	W	68-54
1/31	Green Bay*	W	81-70
2/5	at UIC*	L	82-86
2/7	Wright State*	W	72-66
2/12	Loyola*	W	77-71
2/14	at Youngstown State*	L	85-84
2/17	at Butler*	L	75-58
2/21	Manhattan	L	76-83
2/28	Cleveland State*	W	88-63
3/6	vs. Detroit #	W	58-50
3/9	UIC &	L	62-65
3/17	Rice \$	W	91-63
3/20	@Boise State \$	L	70-73

* - Horizon League game

^ - Cable Car Classic (Santa Clara, Calif.)

- League Tourney (Indianapolis)

& - League Tourney (Milwaukee)

\$ - National Invitation Tournament

No	Name	Pos	Ht	Wt	Yr	Hometown
2	Chris Hill	G	5-10	160	So.	Chicago, Ill.
3	Joe Czechowicz	G	5-9	165	Fr.	Pewaukee, Wis.
4	Mark Pancratz	G	6-3	185	So.	Schaumburg, Ill.
5/20	Marcus Conigliaro	G	6-2	180	So.	Milwaukee, Wis.
10	Kalombo Kadima	G/F	6-2	210	Sr.	Milwaukee, Wis.
13	Joah Tucker	F	6-5	220	So.	Milwaukee, Wis.
15	Dylan Page	F	6-9	230	Sr.	Amherst, Wis.
21	Jason McCoy	F	6-9	192	Jr.	Houston, Tex.
22	Ed McCants	G	6-3	195	Jr.	Marion, Ohio
23	James Wright	F	6-6	220	Jr.	Milwaukee, Wis.
24	Boo Davis	G	6-3	195	Jr.	Chicago, Ill.
32	Adam Finley	F	6-7	230	So.	Genoa, Ill.
34/20	Jered Hokenson	G	6-1	180	Fr.	Watertown, Minn.
40	Nate Mielke	C	6-11	235	Sr.	Waterloo, Iowa
42	Rob Sanders	F	6-6	185	Jr.	Toledo, Ohio
43/14	Luke Homan	G	6-3	180	Fr.	Brookfield, Wis.
44	Adrian Tigert	F	6-7	235	So.	Oshkosh, Wis.
54/43	Nick Hansen	F	6-6	210	Fr.	Appleton, Wis.

NIT Opening Round

Milwaukee, Wis. • March 17, 2004

Rice	FG-FGA	3F-3FA	FT-FTA	RB	PTS
Harris	3-7	0-0	5-6	9	11
Diene	0-0	0-0	0-0	1	0
Gillespie	6-13	1-6	2-3	0	15
Smith	1-1	0-0	4-4	2	6
McKrieth	0-4	0-1	8-10	2	8
Chancellor	0-0	0-0	0-0	0	0
Williams	0-0	0-0	1-2	1	1
Kollik	1-2	1-1	0-0	0	3
Harrison	3-5	1-3	5-6	1	12
Okrzesik	0-1	0-0	1-2	2	1
Almond	1-3	0-1	0-0	0	2
Moore	0-3	0-0	2-6	2	2
Killings	0-2	0-0	2-2	2	2
Totals	15-41	3-12	30-41	24	63
Milwaukee	FG-FGA	3F-3FA	FT-FTA	RB	PTS
Tucker	5-11	0-1	4-4	4	14
Page	8-13	1-3	5-6	9	22
Tigert	1-2	0-0	3-4	3	5
Kadima	2-5	0-0	1-2	3	5
McCants	8-12	4-7	1-2	2	21
Hill	2-4	2-4	2-4	1	8
Czechowicz	0-1	0-1	0-0	1	0
Pancratz	2-2	0-0	0-1	1	4
Conigliaro	0-1	0-1	0-0	0	0
Hokenson	0-0	0-0	0-0	0	0
Wright	0-0	0-0	1-2	2	1
Finley	0-1	0-1	0-0	2	0
Mielke	2-3	0-0	0-0	4	4
Sanders	3-3	1-1	0-0	2	7
Totals	33-58	8-19	17-25	38	91
Rice	29	34	63		
UWM	36	55	91		

NIT First Round

Nampa, Idaho • March 20, 2004

Milwaukee	FG-FGA	3F-3FA	FT-FTA	RB	PTS
Tucker	2-10	0-0	1-2	3	5
Page	9-17	2-6	3-4	5	23
Tigert	3-8	1-2	0-2	16	7
Kadima	2-6	0-2	1-1	1	5
McCants	5-14	4-11	0-0	6	14
Hill	2-8	0-4	2-2	4	6
Pancratz	2-2	0-0	0-0	2	4
Wright	0-0	0-0	0-0	0	0
Mielke	2-5	0-0	2-2	4	6
Sanders	0-0	0-0	0-0	0	0
Totals	27-70	7-25	9-13	42	70
Boise St.	FG-FGA	3F-3FA	FT-FTA	RB	PTS
Haynes	5-14	0-1	10-10	12	20
Ellis	6-9	0-0	1-4	12	13
Defares	5-8	1-2	1-2	3	12
Skiffer	0-0	0-0	0-0	5	0
Karl	2-7	1-6	3-4	1	8
Lane	3-5	1-2	0-0	0	7
Nabors	1-4	0-1	0-0	0	2
Blackburn	1-8	0-0	0-0	0	2
Harris	3-5	3-5	0-0	0	9
Totals	26-60	6-17	15-20	38	73
UWM	32	38	70		
Boise St.	44	29	73		

The National Invitation Tournament wasn't the preferred postseason destination for the Panthers, but Milwaukee made the most of the chance while they could. The NIT berth came about after the Panthers dropped a heartbreaking, 65-62, contest to UIC in the championship game of the Horizon League Tournament at the U.S. Cellular Arena.


Milwaukee got the chance to put on a better show in its hometown when it drew a home game with Rice to open the NIT. After falling down early, it was all Panthers in the contest, as they rolled to a 91-63 win over the Owls.

That win set a date with another Western Athletic Conference foe, Boise State, in Nampa, Idaho. In that contest, the Panthers trailed by as many as 16 points in the second half before pulling within one with 29 seconds left. But, two BSU free throws pushed the edge back to three and MKE could not score on its final possession.

2002-03

24-8 Overall • NCAA Tournament First Round

Head Coach: Bruce Pearl



No	Name	Pos	Ht	Wt	Yr	Hometown
1	Derek Huff	F	6-8	245	Sr.	Louisville, Ky.
2	Chris Hill	G	5-10	160	So.	Chicago, Ill.
3	Gordy Zastrow	G	6-4	175	Fr.	Manitowoc, Wis.
4	Kalombo Kadima	G/F	6-2	185	Sr.	Milwaukee, Wis.
5	Ronnie Jones	G	5-9	165	Sr.	Las Vegas, Nev.
10	Mark Pancratz	G	6-3	185	Fr.	Schaumburg, Ill.
13	Joah Tucker	F	6-5	220	So.	Milwaukee, Wis.
14	Dan Weisse	G	5-11	175	Sr.	Oshkosh, Wis.
15	Dylan Page	F	6-8	225	Jr.	Amherst, Wis.
20	Marcus Conigliaro	G	6-2	195	Fr.	Milwaukee, Wis.
22	Jose Winston	G	5-11	180	Sr.	Milwaukee, Wis.
23	Adam Finley	F	6-7	230	Fr.	Genoa, Ill.
24	Jason Frederick	G	6-4	185	Sr.	Waukesha, Wis.
30	Clay Tucker	F	6-3	195	Sr.	Lima, Ohio
33	Justin Lettenberger	F	6-5	190	Sr.	Manitowoc, Wis.
40	Nate Mielke	C	6-11	220	Jr.	Waterloo, Iowa
42	Rob Sanders	F	6-6	185	So.	Toledo, Ohio
44	Adrian Tigert	F	6-6	230	So.	Oshkosh, Wis.
54	Fernando Johnson	F	6-9	230	Fr.	Milwaukee, Wis.
55	Ben Brey	F	6-5	200	Jr.	Madison, Wis.

11/23	at Wisconsin	L	72-83
11/26	Miss. Valley St.	W	77-75
11/28	vs. SEMO \$	L	75-89
11/30	vs. Indiana State \$	W	71-59
12/1	vs. Maine \$	W	79-63
12/6	vs. Florida Int'l ^	W	61-48
12/7	at SW Missouri State ^	W	86-77
12/11	Valparaiso	W	75-61
12/14	at Miss. Valley State	W	83-75
12/17	Parkside	W	84-70
12/21	Loyola*	W	100-80
12/28	at Georgia	L	89-69
1/2	at Detroit*	W	73-72
1/4	at Cleveland State*	W	70-58
1/9	at UIC*	L	92-102
1/11	Youngstown State*	W	74-56
1/14	at Chicago State	W	81-73
1/18	at Green Bay*	L	68-79
1/23	Butler*	W	69-65
1/25	Wright State*	W	74-59
2/1	at Loyola*	W	92-91
2/6	Detroit*	W	61-50
2/8	Cleveland State*	W	86-69
2/10	Green Bay*	W	78-54
2/13	UIC*	W	81-78
2/15	at Youngstown State*	W	86-61
2/22	at Southern Illinois	L	64-66
2/27	at Wright State*	W	98-65
3/1	at Butler*	L	74-76
3/8	UIC #	W	75-73
3/11	Butler #	W	69-52
3/20	vs. Notre Dame &	L	69-70

* - Horizon League game

\$ - University Hoops Classic (N.Orleans)

^ - Pizza Hut Classic (Springfield, Mo.)

- Horizon League Tourney (Milwaukee)

& - NCAA First Round (Indianapolis)

MILWAUKEE®

NCAA Division I First Round Indianapolis, Ind. • March 17, 2003

Milwaukee	FG-FGA	3F-3FA	FT-FTA	RB	PTS
Page	4-14	1-1	6-8	4	15
Tucker	7-17	2-9	2-4	7	18
Mielke	1-2	0-0	1-2	4	3
Jones	6-16	2-6	4-4	5	18
Frederick	3-9	2-6	2-2	4	10
Huff	0-0	0-0	0-0	0	0
Weisse	0-0	0-0	0-0	0	0
Winston	0-2	0-0	0-0	5	0
Lettenberger	2-5	1-1	0-0	4	5
Sanders	0-1	0-0	0-0	2	0
Totals	23-66	8-23	15-20	37	69
ND	FG-FGA	3F-3FA	FT-FTA	RB	PTS
Miller	5-12	1-3	1-1	6	12
Francis	7-11	0-0	9-10	14	23
Timmermans	0-0	0-0	0-0	0	0
Thomas	9-21	1-4	8-10	8	27
Carroll	1-4	0-2	0-0	1	2
Quinn	0-1	0-1	0-0	3	0
Cornette	1-3	1-2	1-2	8	4
Jones	0-2	0-1	2-2	2	2
Totals	23-54	3-13	21-25	44	70
	1	2	TOT		
UWM	29	40	69		
Notre Dame	29	41	70		

Picked in most places to win their first-ever NCAA Division I league title and earn a berth to the NCAA Tournament, the Panthers lived up to those lofty expectations. In fact, Milwaukee's first-ever appearance in the NCAA Division I Tournament exceeded expectations.

The path to the league title was a roller-coaster of emotions. On the final day of the regular season, Butler beat MKE, 76-74, on a three-point shot at the buzzer to snatch away the Panthers' hopes of a regular-season crown. But, 10 days later in front of more than 10,000 fans in Milwaukee, they earned revenge and the league tournament title with an impressive 69-52 win over those same Bulldogs.

So it was on to Indianapolis and the NCAA Tournament. The Panthers drew Notre Dame, ensuring the game would be one of the most-watched in the first round.

And, the game would be played in the RCA Dome, meaning it would be played in front of the largest crowd to ever see a UWM basketball game (21,250). Finally, there was the game itself, tight throughout and decided in the closing seconds.


MKE started the game slowly and actually trailed by seven late in the first half and, after rallying to tie the game at halftime, fell back down eight in the second half. But the Panthers scored the next 10 points to take the lead and, after back-to-back threes by Justin Lettenberger and Jason Frederick, they led 69-68 with 2:28 remaining.

The Irish took the lead back on a tip-in with 32.9 seconds remaining, leading the Panthers to hold for a final shot. That last chance saw Clay Tucker find Dylan Page clear inside, but Page's short shot rolled off the rim as time expired, leaving the Panthers on the short end of a 70-69 final.

1988-89

24-7 Overall • NCAA Division II Elite Eight

Head Coach: Steve Antrim



11/19	Viterbo	W	66-54
11/22	Illinois Tech	W	84-73
11/30	Lake Superior State	W	84-70
12/2	North Central	W	105-95
12/6	at Mankato State	L	74-93
12/8	NE Illinois	W	105-77
12/10	Wayne State	W	83-71
12/14	at St. Cloud State	L OT	109-115
12/29	Grand Valley State &	L	70-80
12/30	West Georgia &	W	79-72
1/2	at Lake Superior St.	W	92-78
1/4	at Northern Michigan	L	68-70
1/7	at SIUE	L	74-84
1/16	at Indianapolis	W	93-92
1/21	SIUE	W	101-89
1/24	Lakeland	W	125-79
1/26	Parkside	W	79-69
1/28	IUPUI	W	99-88
1/30	Northern Michigan	W	86-79
2/3	at St. Norbert	W	85-83
2/6	at UMKC	W	72-67
2/11	at Parkside	W OT2	86-79
2/14	Carroll College	W	104-85
2/18	Quincy	W	111-62
2/20	Winona State	W	112-84
2/25	Eau Claire	W	82-81
2/28	at Wayne State	W	91-86
3/4	at Wright State	L	96-105
3/17	Augustana (SD) \$	W	99-95
3/18	N. Colorado \$	W OT	89-88
3/23	SE Missouri State %	L	84-93
& - Rydell Classic Tournament			
\$ - NCAA D II Regional (Greeley, Colo.)			
% - NCAA Elite Eight (Springfield, Mass.)			

No	Name	Pos	Ht	Wt	Yr	Hometown
3	Maurice Poole	G	6-2	175	Jr.	Jackson, Mich.
5	Billy Ross	F	6-5	225	Jr.	Milwaukee, Wis.
10	Bob Anthony	G	6-2	195	So.	Chicago, Ill.
15	Maurice Turner	F	6-2	183	Sr.	Milwaukee, Wis.
22	Rich Stejskal	F	6-3	190	So.	Morton Grove, Ill.
24	Darryl Arnold	G/F	6-3	215	So.	Chicago, Ill.
30	Andy Ronan	F	6-5	195	Jr.	U.S. Virgin Islands
32	Clarence Wright	G	6-4	200	Sr.	Waterloo, Iowa
33	Scott Johnson	F	6-4	190	Jr.	Madison, Wis.
34	Odell Chamberlain	F	6-2	210	Sr.	Anderson, Ind.
42	Lane Evans	F/C	6-7	190	Fr.	Dayton, Ohio
44	Robert Kukla	F	6-7	215	Sr.	Janesville, Wis.
45	Doug Peller	G	6-0	167	Sr.	Waukesha, Wis.
54	Byron Jackson	C	6-8	215	Fr.	Mequon, Wis.

NCAA Division II North Central Reg. Greeley, Colo. Semifinals • March 17, 1989

Augustana	FG-FGA	3F-3FA	FT-FTA	RB	PTS
Jordre	7-11	4-8	1-1	1	19
Steger	2-6	0-0	5-6	3	9
Szabo	7-11	1-1	5-9	10	20
Leslie	8-16	5-12	0-1	5	21
Freidel	4-6	0-0	3-4	0	11
Garrow	2-5	1-2	0-0	0	5
Schlotthauer	0-0	0-0	0-0	0	0
Kyle	3-3	0-0	0-0	2	6
Veldman	2-3	0-0	0-0	3	4
TEAM				8	
Totals	35-61	11-23	14-21	32	95
Milwaukee	FG-FGA	3F-3FA	FT-FTA	RB	PTS
Ross	3-5	0-0	0-0	4	6
Ronan	9-14	0-0	9-11	12	27
Kukla	10-18	2-5	0-0	4	22
Poole	4-9	0-1	0-0	4	8
Wright	6-13	2-5	7-8	2	21
Anthony	1-1	0-0	0-0	2	2
Turner	0-0	0-0	0-0	4	0
Arnold	5-8	0-0	3-3	2	13
Johnson	0-1	0-1	0-0	0	0
TEAM				3	
Totals	38-69	4-12	19-22	37	99
	1	2	TOT		
Augustana	49	46	95		
UWM	53	46	99		

NCAA Division II North Central Reg. Greeley, Colo. Championship • March 18, 1989

Milwaukee	FG-FGA	3F-3FA	FT-FTA	RB	PTS
Ross	8-15	0-0	7-9	6	23
Ronan	8-16	0-0	2-2	12	18
Kukla	6-12	5-9	0-0	2	17
Poole	5-9	2-3	0-0	1	12
Wright	4-18	2-13	3-4	7	13
Anthony	0-0	0-0	2-2	1	2
Turner	1-1	0-0	0-0	2	2
Arnold	1-6	0-0	0-0	2	2
Johnson	0-1	0-1	0-0	1	0
TEAM				4	
Totals	33-78	9-26	14-17	38	89
UNC	FG-FGA	3F-3FA	FT-FTA	RB	PTS
Moser	5-10	1-3	4-5	9	15
Kaczmarek	7-10	0-0	2-5	6	16
Higgins	13-17	0-0	3-6	13	29
Watson	4-9	0-0	2-2	1	10
Olander	3-4	2-2	0-2	2	8
Nehme	3-3	0-0	2-2	1	8
Gooden	1-3	0-0	0-2	3	2
Evison	0-0	0-0	0-0	0	0
TEAM				6	
Totals	36-56	3-5	13-24	41	88
	1	2	OT	TOT	
UWM	45	34	10	89	
UNC	42	37	9	88	

NCAA Division II Elite Eight Springfield, Mass. Quarterfinal • March 23, 1989

Milwaukee	FG-FGA	3F-3FA	FT-FTA	PTS
Ross	4-8	0-1	3-3	11
Ronan	9-14	0-0	2-5	20
Kukla	4-13	3-8	0-0	11
Poole	3-8	0-0	0-0	6
Wright	9-16	4-9	0-0	2
Anthony	0-5	0-0	1-3	1
Turner	0-0	0-0	0-0	0
Arnold	4-10	0-0	5-6	13
Johnson	0-0	0-0	0-0	0
Totals	33-74	7-18	11-17	84
SEMO	FG-FGA	3F-3FA	FT-FTA	PTS
Pugh	5-13	5-8	0-1	15
Wilson	4-9	0-0	6-6	14
Henry	6-12	0-0	3-6	15
Taylor	6-18	2-5	5-6	19
Rutherford	1-7	0-3	10-10	12
Lewis	3-9	3-5	0-0	9
Harris	1-2	0-0	0-0	2
Shepard	3-4	0-0	1-3	7
Simpson	0-0	0-0	0-0	0
Totals	29-74	10-21	25-32	93
	1	2	TOT	
UWM	49	35	84	
SEMO	48	45	93	

1981-82

20-6 Overall • NCAA Division III Midwest Regional

Head Coach: Bob Voight



No	Name	Pos	Ht	Wt	Yr	Hometown
10	Kerry Glover	G	5-11	155	Sr.	Racine, Wis.
11	Jim Needles	G	6-0	155	Fr.	Milwaukee, Wis.
14	Jim Gruszka	F	6-5	180	So.	Milwaukee, Wis.
22	Steve Pitrof	F	6-3	170	So.	Milwaukee, Wis.
30	Kevin Jones	G	6-5	200	Jr.	Chicago, Ill.
35	Tom Hecker	G	6-0	160	Fr.	Cudahy, Wis.
40	Marc Lawrence	F	6-6	195	So.	Harvard, Ill.
42	Keith Rosser	C	6-7	225	Sr.	Chicago, Ill.
50	Rich Czarnecki	F	6-6	190	So.	Kenosha, Wis.
52	Gary Butrym	F	6-6	210	Fr.	Milwaukee, Wis.
54	Miles Aquino	C	6-7	215	Fr.	Milwaukee, Wis.
55	Jim Barnett	F	6-5	190	Fr.	Milwaukee, Wis.

Milwaukee made its first-ever appearance in the NCAA Division III basketball Tournament with a roster that included 10 new players at the start of the season. The Panthers, who received an at-large bid into the tournament, wound up falling to Augustana (Ill.) in the first round before bouncing back to beat Beloit College in the consolation game. They finished the season ranked 14th in NCAA Division III.

The star of the 1981-82 squad was Kevin Jones, a transfer from Laramie County Community College in Wyoming. Jones, who averaged 23.5 ppg in two postseason contests, finished the season averaging 25.4 ppg. He was one of three MKE players in double figures for the season, with Keith Rosser adding 18.4 ppg and Kerry Glover pitching in with 14.6 ppg.

The Panthers won their first seven games of the season before losing for the first time Dec. 28. They then rattled off five more wins and rose as high as ninth in the NCAA Division III rankings. After a brief slump, the Panthers claimed two key victories late in the regular season to secure a postseason berth.

NCAA Division III Midwest Regional Rock Island, Ill.

First Round • March 5, 1982

Milwaukee	FG-FGA	FT-FTA	RB	PTS
Czarnecki	1-3	1-2	5	3
Pitrof	2-4	1-2	6	5
Rosser	7-13	2-5	7	16
Jones	7-21	6-7	5	20
Glover	4-10	5-5	4	13
Gruszka	2-4	2-3	3	6
Hecker	0-0	0-0	1	0
TEAM			3	
TOTAL	23-55	17-24	34	63
Augustana	FG-FGA	FT-FTA	RB	PTS
Wenzel	3-9	2-3	9	8
Anderson	5-11	3-4	8	13
Price	8-12	3-4	10	19
Artis	5-11	5-8	3	15
Schneider	2-4	5-8	2	9
Vincent	0-1	0-1	0	0
Finch	0-1	3-4	1	3
Brittnum	1-4	1-2	4	3
TEAM			3	
TOTAL	24-53	22-34	37	70
	1	2	TOT	
UWM	30	33	63	
Augustana	31	39	70	

NCAA Division III Midwest Regional Rock Island, Ill.

Consolation Round • March 6, 1982

Milwaukee	FG-FGA	FT-FTA	RB	PTS
Czarnecki	2-5	2-3	11	6
Gruszka	4-6	4-5	8	12
Rosser	5-10	2-4	6	12
Jones	10-21	7-9	3	27
Glover	6-9	6-7	1	18
Needles	0-0	0-0	1	0
Pitrof	0-3	0-0	2	0
Hecker	0-1	0-0	0	0
Lawrence	0-0	0-0	1	0
Butrym	0-0	0-0	0	0
Aquino	0-0	0-0	0	0
Barnett	0-0	0-0	1	0
TOTAL	27-55	21-28	37	75
Beloit	FG-FGA	FT-FTA	RB	PTS
Erickson	2-4	0-1	1	4
Levzow	10-13	2-2	4	22
Waterlander	1-3	2-2	4	4
Corcoran	1-2	2-2	1	4
Lindroth	13-24	0-0	4	26
Smothers	4-7	0-0	0	8
Talaska	1-2	3-4	3	5
Suffern	0-1	0-0	3	0
TOTAL	32-56	9-11	21	73
	1	2	TOT	
UWM	35	40	75	
Beloit	39	34	73	

MILWAUKEE®

1940-41

16-0 Overall • Only Undefeated Team
Head Coach: Guy Penwell



The 1940-41 squad is still the only undefeated team in the more than 120-year history of basketball at the school now known as the University of Wisconsin-Milwaukee. At that time, the school was known as the Milwaukee State Teachers College and the athletic teams were known as the Green Gulls.

The team won the Wisconsin State Teachers College Conference and hung on to its undefeated season with a thrilling 40-39 home victory over UW-Oshkosh in the final game of the regular season. While box scores, stats and other information from the era is sparse, Ken Buehler was the team's leading scorer.

12/3	at Carroll	W	28-21
12/6	Chicago Teachers	W	37-25
12/13	River Falls	W	54-31
12/21	Wayne Teachers	W	58-38
1/7	Carroll	W	49-42
1/10	at Stevens Point*	W	51-48
1/14	St. Norbert	W	45-36
1/17	at Platteville*	W	91-51
1/21	Oshkosh*	W	62-42
1/25	at George Williams	W	52-45
1/31	at Whitewater*	W	58-48
2/7	Stevens Point*	W	61-42
2/11	at St. Norbert	W	51-36
2/18	Whitewater*	W	63-38
2/21	Platteville*	W	87-50
2/28	Oshkosh*	W	40-39

* - WSTCC Game

1959-60

18-4 Overall • NCAA Small College Regional
Head Coach: Russ Rebholz

Milwaukee's first-ever postseason tournament appearance came after the 1959-60 season, when the Panthers went to the NCAA Small College Regional.

During the 20-game regular season, MKE had just three blemishes on its record. After opening the season with six-straight wins by an average of more than 25 points per game, the Panthers fell to crosstown rival Marquette. But they quickly got back on track, beating Ball State to start a seven-game winning streak.

The seven-game burst included four key road wins in the Wisconsin State Collegiate Conference, plus a home win over Platteville that would go a long way toward helping the Panthers claim the conference title.

After a loss to Whitewater, UWM won its next three contests before a one-point loss at Platteville. But, just two days later, the Panthers beat Stevens Point, 73-70, to secure the regional berth.

In regional play, Milwaukee fell to Lincoln (Ill.), 100-92, in the first contest. But, in those days, a consolation round was played. UWM bounced back in that round, claiming a 109-82 win over Augustana to earn the school's first-ever postseason win at any level.

Jerry Grochowski, a UWM Athletic Hall of Famer and one of the top scorers in school history, was the star of the squad. He averaged 22.3 points and 12.2 rebounds per game, finishing second on the Wisconsin State University Conference in scoring. Dave Vincent also contributed 14.7 points and 5.0 rebounds per contest, one of five players with at least 100 rebounds.

12/1	at Milton	W	81-67
12/5	Eastern Illinois	W	101-77
12/11	St. Norbert	W	101-61
12/12	Northern Michigan	W	101-71
12/17	Whitewater*	W	90-74
12/19	Central Michigan	W	95-68
12/26	at Marquette	L	70-84
1/2	Ball State	W	91-72
1/6	at Loras	W	89-75
1/8	at Eau Claire*	W	81-59
1/9	at Stout*	W	80-59
1/16	at Oshkosh*	W	85-83
1/23	Platteville*	W	71-65
1/29	at Stevens Point*	W	75-61
2/6	at Whitewater*	L	55-70
2/12	La Crosse*	W	83-66
2/13	Superior*	W	86-83
2/20	Oshkosh*	W	87-80
2/27	at Platteville*	L	79-80
2/29	Stevens Point*	W	73-71
3/4	Lincoln &	L	92-100
3/5	Augustana &	W	109-82

* - WSCC Game

& - NCAA Small College Reg., Wheaton

Milwaukee NCAA Tournament Game Records - Individual

Points Scored

32	Joah Tucker vs. Illinois	2005
27	Adrian Tigert vs. Florida	2006
26	Boo Davis vs. Oklahoma	2006
24	Joah Tucker vs. Oklahoma	2006
23	Joah Tucker vs. Boston College	2005

Field Goals Made

12	Joah Tucker vs. Illinois	2005
11	Adrian Tigert vs. Florida	2006
8	Ed McCants vs. Alabama	2005
7	Five times	

Field Goals Attempted

18	Joah Tucker vs. Illinois	2005
18	Joah Tucker vs. Boston College	2006
17	Ed McCants vs. Illinois	2005
17	Clay Tucker vs. Notre Dame	2003
16	Ronnie Jones vs. Notre Dame	2003

Field Goal Percentage (min. 10 att.)

.846 (11-13)	Tigert vs. Florida	2006
.667 (12-18)	Tucker vs. Illinois	2005
.600 (6-10)	McCants vs. Boston College	2005
.538 (7-13)	Tigert vs. Oklahoma	2006
.533 (8-15)	McCants vs. Alabama	2005

Three-Point Field Goals Made

5	Ed McCants vs. Alabama	2005
4	Austin Arians vs. Villanova	2014
4	Boo Davis vs. Oklahoma	2006
4	Ed McCants vs. Illinois	2005
4	Ed McCants vs. Boston College	2005

Three-Point Field Goals Attempted

14	Ed McCants vs. Illinois	2005
10	Austin Arians vs. Villanova	2014
10	Boo Davis vs. Oklahoma	2006
9	Ed McCants vs. Alabama	2005
9	Clay Tucker vs. Notre Dame	2003

Three-Point Field Goal Percentage

.556 (5-9)	Ed McCants vs. Alabama	2005
.500 (4-8)	McCants vs. Boston College	2005
.400 (4-10)	Austin Arians vs. Villanova	2014
.400 (4-10)	Davis vs. Oklahoma	2006

Free Throws Made

13	Joah Tucker vs. Oklahoma	2006
8	Boo Davis vs. Oklahoma	2006
8	Joah Tucker vs. Alabama	2005
6	Four times	

Free Throws Attempted

16	Joah Tucker vs. Oklahoma	2006
14	Joah Tucker vs. Alabama	2005
10	Boo Davis vs. Oklahoma	2006
8	Joah Tucker vs. Illinois	2005
8	Dylan Page vs. Notre Dame	2005

Free Throw Percentage

1.000 (4-4)	Jordan Aaron vs. Villanova	2014
.813 (13-16)	Joah Tucker vs. Oklahoma	2006
.800 (8-10)	Boo Davis vs. Oklahoma	2006
.750 (6-8)	Joah Tucker vs. Illinois	2005
.750 (6-8)	Dylan Page vs. Notre Dame	2003

Rebounds

9	Boo Davis vs. Florida	2006
8	Adrian Tigert vs. Florida	2006
7	Three times	

Assists

6	Joah Tucker vs. Boston College	2005
6	Chris Hill vs. Boston College	2005
5	Jordan Aaron vs. Villanova	2014
5	Steve McWhorter vs. Villanova	2014
5	Clay Tucker vs. Notre Dame	2003

Steals

3	Five times	
---	------------	--

Blocked Shots

2	J.J. Panoske vs. Villanova	2014
2	Boo Davis vs. Illinois	2006
2	Derrick Ford vs. Boston College	2006
2	Nate Mielke vs. Notre Dame	2003

Turnovers

6	Chris Hill vs. Illinois	2005
4	Matt Tiby vs. Villanova	2014
4	Joah Tucker vs. Oklahoma	2006

Minutes

39	Joah Tucker vs. Oklahoma	2006
37	Boo Davis vs. Oklahoma	2006
36	Six times; most recently Steve McWhorter vs. Villanova	2014

Milwaukee NCAA Tournament Game Records - Team

Points

83	vs. Alabama	2005
83	vs. Boston College	2005

Points (One half)

49	vs. Oklahoma	2006
45	vs. Alabama	2005

Field Goals Made

26	vs. Alabama	2005
26	vs. Boston College	2005

Field Goals Attempted

66	vs. Notre Dame	2003
63	vs. Villanova	2014

Field Goal Percentage

.520 (26-50)	vs. Alabama	2005
.473 (26-55)	vs. Boston College	2005

Three-Point Field Goals Made

12	vs. Alabama	2005
11	vs. Boston College	2005

Three-Point Field Goals Attempted

29	vs. Illinois	2005
24	vs. Villanova	2014
24	vs. Boston College	2005

Three-Point Field Goal Percentage

.571 (12-21)	vs. Alabama	2005
.458 (11-24)	vs. Boston College	2005

Free Throws Made

26	vs. Oklahoma	2006
20	vs. Boston College	2005

Free Throws Attempted

32	vs. Oklahoma	2006
28	vs. Alabama	2005

Free Throw Percentage

.909 (20-22)	vs. Boston College	2005
.813 (26-32)	vs. Oklahoma	2006

Rebounds

37	vs. Villanova	2014
37	vs. Notre Dame	2003

Rebound Margin

+2	vs. Illinois	2005
-3	vs. Oklahoma	2006

Assists

20	vs. Alabama	2005
17	vs. Boston College	2005

Steals

11	vs. Notre Dame	2003
11	vs. Boston College	2005

Blocked Shots

5	vs. Boston College	2005
3	Three times	

Turnovers

16	vs. Boston College	2005
12	Four times	

Fouls

26	vs. Boston College	2005
25	vs. Notre Dame	2003

2014 Horizon League Championship March 11, 2014 • Nutter Center Milwaukee 69, Wright State 63



An improbable turnaround was stunningly complete. After finishing last a season ago and being picked to finish the same way this season, the University of Wisconsin-Milwaukee men's basketball team was back in the NCAA Tournament.

Kyle Kelm dominated the game on the inside and the Panthers (21-13) never trailed in claiming a 69-63 win over Wright State to win the Horizon League Tournament title.

Kelm scored 20 points and just missed a double-double with nine rebounds. He was a huge part of Milwaukee's early run, with the Panthers jumping out to a 24-9 advantage.

Tournament most valuable player Jordan Aaron then took control in the second half. His three-pointer with 8:02 remaining pushed the Panthers' lead to 65-52 and he then hit two free throws with 31.5 seconds remaining to seal the win. Aaron wound up with 18 points while Austin Arians added 12. Plus, Malcolm Moore had a strong, seven-point/eight-rebound effort off the bench while Matt Tiby nailed a huge second-half three-pointer and grabbed the game-clinching rebound.

Milwaukee	FG-A	3P-A	FT-A	REB	PF	TP	A	TO	B	S	M
Kelm	6-13	0-1	8-9	9	1	20	2	2	0	0	37
Aaron	5-13	4-9	4-4	2	3	18	0	2	0	0	38
Arians	5-8	2-3	0-0	1	2	12	1	1	0	0	31
Tiby	2-7	1-1	0-1	6	3	5	1	3	0	0	25
McWhorter	1-9	0-1	2-2	4	3	4	7	0	1	0	36
Moore	2-5	1-1	2-2	8	3	7	1	1	0	0	15
Wichmann	1-1	1-1	0-0	0	0	3	0	0	0	0	8
Lyle	0-1	0-1	0-0	1	3	0	0	1	0	1	7
Panoske	0-0	0-0	0-0	1	1	0	0	0	0	0	2
Roelke	0-0	0-0	0-0	0	0	0	0	0	0	0	1
TEAM				3							
TOTALS	22-57	9-18	16-18	35	19	69	12	10	1	1	200
FG%	1st: 13-29 .448		2nd: 9-28 .321			Game: 22-57 .386					
3PT%	1st: 5-10 .500		2nd: 4-8 .500			Game: 9-18 .500					
FT%	1st: 12-13 .923		2nd: 4-5 .800			Game: 16-18 .889					

Wright State	FG-A	3P-A	FT-A	REB	PF	TP	A	TO	B	S	M
Pacher	6-9	0-1	4-6	4	4	16	2	5	0	0	29
Vest	4-6	1-2	2-2	2	0	11	4	1	0	0	34
Young	3-8	1-4	0-0	7	1	7	2	1	3	1	25
Dixon	1-5	0-2	2-2	2	2	4	3	0	0	0	25
Darling	2-4	0-1	0-0	0	3	4	1	1	1	0	17
Arceneaux	4-6	1-2	0-0	1	1	9	0	2	0	1	19
Hopkins	0-2	0-0	6-7	5	0	6	1	1	0	0	22
Yoho	2-6	2-5	0-0	2	3	6	2	0	0	0	18
Sledge	0-1	0-0	0-0	3	3	0	0	1	2	0	11
TEAM				2							
TOTALS	22-47	5-17	14-17	28	17	63	15	12	6	2	200
FG%	1st: 11-23 .478		2nd: 11-24 .458			Game: 22-47 .468					
3PT%	1st: 3-8 .375		2nd: 2-9 .222			Game: 5-17 .294					
FT%	1st: 8-11 .727		2nd: 6-6 1.000			Game: 14-17 .824					

Score By Half	1st	2nd	Game
Milwaukee	43	26	69
Wright State	33	30	63
			A-7,784

2006 Horizon League Championship March 7, 2006 • U.S. Cellular Arena Milwaukee 87, Butler 71



Boo Davis scored 18 points to lead a balanced University of Wisconsin-Milwaukee attack as the Panthers won the Horizon League Tournament and an automatic bid to NCAA Tournament with an 87-71 win over Butler at the U.S. Cellular Arena.

Milwaukee (21-8), which advanced to the Sweet 16 in 2005, makes its third NCAA Tournament appearance in the last four years.

Joah Tucker added 15 points while tournament most valuable player Adrian Tigert contributed 14 points and nine rebounds as the Panthers took full advantage of their huge edge inside. Milwaukee outrebounded Butler, 40-24, and outscored the Bulldogs 56-24 in the paint.

The Panthers needed a number of contributors to step up after Tucker went to the bench with his fourth foul only 39 seconds into the second half. But Milwaukee continued to rely on its inside game and got key contributions from reserves Derrick Ford (seven points) and Mark Pancratz (six points).

Butler	FG-A	3P-A	FT-A	REB	PF	TP	A	TO	B	S	M
Polk	11-16	0-0	5-11	5	4	27	0	3	1	0	34
Crone	4-6	4-6	2-2	6	3	14	2	4	2	1	31
Horan	1-6	1-6	0-0	2	1	3	2	0	0	1	37
Graves	1-8	1-2	0-0	0	3	3	3	0	0	0	30
Sheets	6-15	5-11	3-3	4	4	20	5	3	0	0	40
Betko	0-2	0-2	0-0	0	1	0	2	0	0	0	12
Ligon	1-1	0-0	2-3	4	3	4	1	0	1	0	12
Streicher	0-0	0-0	0-0	0	0	0	0	0	1	0	4
TEAM				3							
TOTALS	24-54	11-27	12-19	24	19	71	15	10	5	2	200
FG%	1st: 10-22 .455		2nd: 14-32 .438			Game: 24-54 .444					
3PT%	1st: 3-11 .273		2nd: 8-16 .500			Game: 11-27 .407					
FT%	1st: 9-13 .692		2nd: 3-6 .500			Game: 12-19 .632					

Milwaukee	FG-A	3P-A	FT-A	REB	PF	TP	A	TO	B	S	M
Tucker	5-11	1-3	4-4	4	4	15	1	3	0	0	25
McCoy	3-4	0-0	2-2	5	2	8	7	0	1	0	22
Tigert	6-15	0-1	2-2	9	3	14	5	1	0	2	35
Hill	3-6	0-2	4-5	4	2	10	1	2	0	1	34
Davis	6-14	2-7	4-4	9	2	18	4	2	0	0	37
Smith	2-5	0-1	0-0	1	1	4	0	1	0	0	19
Pancratz	3-3	0-0	0-1	1	1	6	0	0	0	0	10
Hanson	0-0	0-0	2-2	1	0	2	1	0	0	0	9
Hansen	1-1	1-1	0-0	0	0	3	0	0	0	0	1
Ford	3-3	0-0	1-1	2	2	7	0	0	2	0	8
TEAM				4							
TOTALS	32-62	4-15	19-21	40	17	87	19	9	3	3	200
FG%	1st: 15-31 .484		2nd: 17-31 .548			Game: 32-62 .516					
3PT%	1st: 1-8 .125		2nd: 3-7 .429			Game: 4-15 .267					
FT%	1st: 9-9 1.000		2nd: 10-12 .833			Game: 19-21 .905					

Score By Half	1st	2nd	Game
Butler	32	39	71
Milwaukee	40	47	87
			A-10,021

2005 Horizon League Championship
March 8, 2005 • U.S. Cellular Arena
Milwaukee 59, Detroit 58



Adrian Tigert sank a free throw with 4.2 seconds left, giving Milwaukee a 59-58 win over Detroit in front of a sellout crowd of 10,783 at the U.S. Cellular Arena. The Panthers trailed most of the night and missed 11-of-24 free throws, including Tigert's first free throw in the final seconds. But, after Milwaukee coach Bruce Pearl called a timeout and instructed the rest of the starters to set up on defense, Tigert stepped up to the line and calmly sank his second shot.

Ed McCants' 18 points led the Panthers, who held Detroit scoreless over the final two minutes. Joah Tucker added 15 points and Boo Davis 12 for Milwaukee. Detroit's Brandon Cotton missed a runner at the buzzer that would have won the game for UDM.

Detroit led 32-24 early in the second half, but the Panthers responded with three-straight 3-pointers to go ahead 33-32. McCants' two free throws with 10:22 remaining capped the Panthers' 17-4 run and gave Milwaukee a 41-36 lead. But the Titans came back with nine-straight points and the Panthers trailed until Tucker sank two free throws with 55 seconds left to tie it at 58.

Detroit	FG-A	3P-A	FT-A	REB	PF	TP	A	TO	B	S	M
Baker	2-5	0-0	0-0	5	5	4	1	2	0	1	23
Covile	1-4	0-0	2-4	4	2	4	0	1	2	0	22
Abdur-Rahim	4-6	0-2	1-1	7	4	9	2	1	0	1	29
Cotton	9-24	0-0	3-5	4	3	21	2	2	0	0	37
Thues	2-6	1-4	2-2	3	1	7	1	3	0	4	36
Everingham	0-0	0-0	0-0	0	0	0	0	0	0	0	0+
Kelly	1-1	0-0	0-0	0	0	2	0	1	0	0	3
Shaw	2-3	0-0	3-4	5	2	7	0	1	0	0	23
Green	1-2	0-1	0-0	1	2	2	0	1	0	0	11
Goode	0-0	0-0	0-0	0	2	0	0	1	0	0	7
Bailey	1-3	0-0	0-0	2	1	2	1	0	1	0	9
TEAM				5							
TOTALS	23-54	1-7	11-16	36	22	58	7	13	3	6	200
FG%	1st: 13-26 .500		2nd: 10-28 .357			Game: 23-54 .426					
3PT%	1st: 1-3 .333		2nd: 0-4 .000			Game: 1-7 .143					
FT%	1st: 3-4 .750		2nd: 8-12 .667			Game: 11-16 .688					

Milwaukee	FG-A	3P-A	FT-A	REB	PF	TP	A	TO	B	S	M
Tucker	4-10	2-3	5-6	3	3	15	2	2	1	1	36
Tigert	1-5	0-3	3-4	4	1	5	4	1	1	1	32
Hill	1-3	1-3	2-2	5	5	5	3	3	0	3	36
McCants	6-13	4-8	2-3	4	2	18	0	3	0	0	30
Davis	4-9	3-6	1-3	2	0	12	0	1	1	1	27
Pancratz	0-0	0-0	0-1	1	3	0	0	0	0	2	9
McCoy	2-6	0-1	0-0	4	1	4	0	1	1	0	11
Wright	0-1	0-0	0-3	3	2	0	1	1	0	0	19
Ford	0-0	0-0	0-2	0	0	0	0	0	0	0	0+
TEAM				7							
TOTALS	18-47	10-24	13-24	33	17	59	10	12	4	8	200
FG%	1st: 9-25 .360		2nd: 9-22 .409			Game: 18-47 .383					
3PT%	1st: 4-14 .286		2nd: 6-10 .600			Game: 10-24 .417					
FT%	1st: 2-7 .286		2nd: 11-17 .647			Game: 13-24 .542					

Score By Half	1st	2nd	Game
Detroit	30	28	58
Milwaukee	24	35	59

A-10,783

2003 Horizon League Championship
March 11, 2003 • U.S. Cellular Arena
Milwaukee 69, Butler 52



Tournament MVP Clay Tucker scored 18 of his game-high 23 points in the first half in leading UWM to a 69-52 win over Butler, giving the Panthers their first-ever NCAA Division I Tournament berth.

Milwaukee scored the first 14 points on the night and never trailed in the game. Tucker scored seven of MKE's first 14 points and 11 of the first 23 as the Panthers grabbed a 23-6 lead with 11:38 to play in the first half and Butler never got back in the game.

In addition to his 23 points, Tucker added a team-high eight rebounds to go with game-bests in assists (4), steals (4), and blocks (2). Ronnie Jones added 16 for Milwaukee while Justin Lettenberger added eight points and six rebounds off the bench.

Milwaukee outrebounded Butler 40-30 on the game while outshooting the Bulldogs 48.1 to 40.8 percent. The Panthers connected on 5-of-18 from three-point land while holding Butler, the league's leading three-point shooting team, to 5-of-21 from beyond the arc.

Butler	FG-A	3P-A	FT-A	REB	PF	TP	A	TO	B	S	M
Monserez	1-5	1-5	0-2	4	3	3	2	5	0	2	31
Curry	0-3	0-2	0-0	0	2	0	0	0	0	0	7
Cornette	5-12	0-0	0-2	8	4	10	3	5	1	2	38
Miller	1-5	0-3	2-2	4	4	4	1	4	0	1	34
Archev	5-9	2-5	2-2	4	4	14	0	3	0	1	36
Lightfoot	4-5	0-0	2-5	5	4	10	0	0	0	0	28
Horan	0-1	0-0	0-0	0	0	0	0	0	0	0	2
Sheets	4-9	2-6	1-3	3	1	11	1	2	0	1	23
Moore	0-0	0-0	0-0	0	1	0	0	0	0	0	1
TEAM				2							
TOTALS	20-49	5-21	7-16	30	23	52	7	19	1	7	200
FG%	1st: 6-21 .286		2nd: 14-28 .500			Game: 20-49 .408					
3PT%	1st: 1-7 .143		2nd: 4-14 .286			Game: 5-21 .238					
FT%	1st: 7-11 .636		2nd: 0-5 .000			Game: 7-16 .438					

Milwaukee	FG-A	3P-A	FT-A	REB	PF	TP	A	TO	B	S	M
Page	3-7	0-1	0-0	5	4	6	1	3	0	1	20
Tucker	9-15	2-6	3-7	8	2	23	4	3	2	4	39
Mielke	3-5	0-0	3-3	7	4	9	1	2	2	1	25
Jones	5-14	2-6	4-6	7	1	16	2	3	0	2	35
Frederick	0-4	0-4	2-2	0	1	2	2	0	0	1	28
Huff	0-0	0-0	0-0	0	1	0	0	0	0	0	0+
Weisse	0-0	0-0	0-0	0	2	0	0	0	0	0	4
Winston	0-0	0-0	0-0	1	1	0	0	2	1	1	15
Lettenberger	3-4	1-1	1-2	6	1	8	2	3	0	2	24
Sanders	2-3	0-0	1-2	2	1	5	0	1	0	0	10
TEAM				4							
TOTALS	25-52	5-18	14-22	40	18	69	12	17	5	12	200
FG%	1st: 16-32 .500		2nd: 9-20 .450			Game: 25-52 .481					
3PT%	1st: 4-13 .308		2nd: 1-5 .200			Game: 5-18 .278					
FT%	1st: 2-4 .500		2nd: 12-18 .667			Game: 14-22 .636					

Score By Half	1st	2nd	Game
Butler	20	32	52
Milwaukee	38	31	69

A-10,115

Points

31	Jeremiah Bell vs. Detroit	2017
31	Joah Tucker vs. Loyola	2005
28	Jordan Aaron vs. Green Bay	2014
25	Brock Stull vs. UIC	2018
24	Anthony Hill vs. Valparaiso	2011
24	Clay Tucker vs. UIC	2003

Field Goals Made

9	Jeremiah Bell vs. Detroit	2017
9	Three other times	

Field Goals Attempted

19	Jordan Aaron vs. Green Bay	2014
18	Three times, most recent	
	Jordan Aaron vs. Valparaiso	2014

Field Goal Percentage (8 made)

.900 (9-10)	Jeremiah Bell vs. Detroit	2017
.600 (9-15)	Clay Tucker vs. Butler	2003
.560 (9-16)	Joah Tucker vs. Loyola	2005

Three-Point Field Goals Made

6	Ed McCants vs. Detroit	2004
6	Pat McCabe vs. Wright State	1997
5	Four players	

Three-Point Field Goals Attempted

14	Jeremiah Bell vs. Wright State	2018
11	Ed McCants vs. UIC	2004
10	Ed McCants vs. Detroit	2004
10	Cyrus Caldwell vs. Butler	1997

Three-Point Field Goal Pct. (5 att.)

.833 (5-6)	Dylan Page vs. UIC	2004
.800 (4-5)	Jeremiah Bell vs. Detroit	2017
.714 (5-7)	Boo Davis vs. Loyola	2005

Free Throws Made

14	Clay Tucker vs. UIC	2003
13	Joah Tucker vs. Loyola	2005
11	Jordan Johnson vs. Green Bay	2016
11	Matt Tiby vs. Valparaiso	2014
10	Two times	

Free Throws Attempted

17	Clay Tucker vs. UIC	2003
14	Joah Tucker vs. Loyola	2005
13	Anthony Hill vs. Valparaiso	2011
13	Anthony Hill vs. Cleveland State	2010

Free Throw Percentage (10 made)

1.000 (11-11)	Jordan Johnson vs. Green Bay	2016
1.000 (11-11)	Matt Tiby vs. Valpo	2014
1.000 (10-10)	Dylan Page vs. UIC	2003
.929 (13-14)	Joah Tucker vs. Loyola	2005
.823 (14-17)	Clay Tucker vs. UIC	2003

Minutes Played

45	Jordan Aaron vs. Green Bay	2014
40	Jeremiah Bell vs. Wright State	2018
40	Kyle Kelm vs. Green Bay	2014
40	Austin Arians vs. Green Bay	2014
40	Steve McWhorter vs. Green Bay	2014
40	Kaylon Williams vs. Valparaiso	2011

Rebounds

15	Bryce Nze vs. Wright State	2018
15	Otto McDuffie vs. Butler	1997
11	Brock Stull vs. Detroit	2017
11	Matt Tiby vs. Northern Kentucky	2016
11	Tony Meier vs. UIC	2012
11	Anthony Hill vs. Valparaiso	2011

Assists

8	Jordan Johnson vs. Northern Kentucky	2016
8	Allan Hanson vs. UIC	2007
7	Steve McWhorter vs. Wright St.	2014
7	Jason McCoy vs. Butler	2006
6	Four times	

Steals

5	Ryan Allen vs. UIC	2012
4	Clay Tucker vs. Butler	2003
4	Clay Tucker vs. UIC	2003
4	Roderick Johnson vs. N. Illinois	1996

Blocked Shots

4	Bryce Nze vs. Wright State	2018
4	Dylan Page vs. UIC	2003
4	Damion Ninkovic vs. Detroit	1998
3	Brett Prahls vs. Detroit	2017
3	Three other times	

Turnovers

7	Jordan Johnson vs. Green Bay	2016
6	Kaylon Williams vs. Butler	2011
5	Five times	

Milwaukee League Tournament Results

1996 at Dayton, Ohio Quarterfinals Northern Illinois 80, Milwaukee 78	Semifinals Milwaukee 75, UIC 73 Championship Milwaukee 69, Butler 52	Milwaukee 77, Loyola 68 Second Round at Indianapolis, Ind. Wright State 80, Milwaukee 70	Semifinals at at Green Bay, Wis. Milwaukee 73, Green Bay 66 Championship at Dayton, Ohio Milwaukee 69, Wright State 63
1997 at Dayton, Ohio First Round Milwaukee 81, Wright State 70 Quarterfinals Butler 48, Milwaukee 36	2004 at Multiple Sites Semifinals at Indianapolis, Ind. Milwaukee 58, Detroit 50 Championship at Milwaukee, Wis. UIC 65, Milwaukee 62	2010 at Multiple Sites First Round at Milwaukee, Wis. Milwaukee 73, UIC 67 Second Round at Indianapolis, Ind. Milwaukee 82, Cleveland State 75 Semifinals at Indianapolis, Ind. Butler 68, Milwaukee 59	2016 at Detroit, Mich. First Round Milwaukee 86, Northern Kentucky 69 Second Round Green Bay 70, Milwaukee 61
1998 at Green Bay, Wis. Quarterfinals Detroit 74, Milwaukee 60	2005 at Milwaukee, Wis. Semifinals Milwaukee 94, Loyola 76 Championship Milwaukee 59, Detroit 58	2011 at Milwaukee, Wis. Semifinals Milwaukee 70, Valparaiso 63 Championship Butler 59, Milwaukee 44	2017 at Detroit, Mich. First Round Milwaukee 85, Detroit Mercy 60 Second Round Milwaukee 43, Valparaiso 41 Semifinals Milwaukee 74, UIC 68 Championship Northern Kentucky 59, Milwaukee 53
1999 at Chicago, Ill. Quarterfinals Green Bay 72, Milwaukee 66	2006 at Milwaukee, Wis. Semifinals Milwaukee 80, Loyola 66 Championship Milwaukee 87, Butler 71	2012 at Multiple Sites First Round at Milwaukee, Wis. Milwaukee 68, UIC 55 Second Round at Valparaiso, Ind. Butler 71, Milwaukee 49	2018 at Detroit, Mich. Second Round Milwaukee 80, UIC 75 Semifinals Wright State 59, Milwaukee 53
2000 at Chicago, Ill. Quarterfinals Milwaukee 62, Green Bay 58 Semifinals Butler 65, Milwaukee 51	2007 at Chicago, Ill. First Round UIC 83, Milwaukee 77	2013 at Green Bay, Wis. First Round Green Bay 62, Milwaukee 46	
2001 at Dayton, Ohio Quarterfinals Wright State 64, Milwaukee 63	2008 at Milwaukee, Wis. First Round Loyola 57, Milwaukee 51	2014 at Multiple Sites First Round at Milwaukee, Wis. Milwaukee 83, Detroit 73 Second Round at Green Bay, Wis. Milwaukee 74, Valparaiso 57	
2002 at Cleveland, Ohio Quarterfinals UIC 75, Milwaukee 63	2009 at Multiple Sites First Round at Milwaukee, Wis.		
2003 at Milwaukee, Wis.			

Points

94	vs. Loyola	2005
87	vs. Butler	2006
86	vs. Northern Kentucky	2016
85	vs. Detroit Mercy	2017

Points (two teams)

170	vs. Loyola	2005
160	vs. UIC	2007
158	Two times	

Points (one half)

52	vs. Loyola	2005
50	vs. Cleveland State	2010
47	vs. Butler	2006

Field Goals Made

32	vs. Butler	2006
32	vs. Loyola	2005
31	vs. Loyola	2006

Field Goals Attempted

64	vs. UIC	2007
62	vs. Butler	2006
62	vs. Northern Illinois	1996

Field Goal Percentage

.568 (25-44)	vs. Detroit	2017
.553 (26-47)	vs. Cleveland State	2010
.549 (28-51)	vs. Northern Kentucky	2016
.542 (32-59)	vs. Loyola	2005

Three-Point Field Goals Made

11	Three times	
Last:	vs. Northern Kentucky	2016

Three-Point Field Goals Attempted

31	vs. Green Bay	2016
27	vs. Loyola	2008
26	Three times	
Last:	vs. Wright State	2009

Three-Point Field Goal Percentage

.579 (11-19)	vs. Wright State	1997
.571 (8-14)	vs. Cleveland State	2010
.526 (10-19)	vs. Wright State	2001

Free Throws Made

34	vs. Loyola	2009
34	vs. Green Bay	2000
29	vs. UIC	2003

Free Throws Attempted

43	vs. Loyola	2009
38	vs. UIC	2010
38	vs. Green Bay	2000
37	vs. UIC	2003

Free Throw Percentage

1.000 (9-9)	vs. Wright State	2001
.909 (20-22)	vs. Loyola	2005
.905 (19-21)	vs. Butler	2006

Rebounds

48	vs. Loyola	2009
47	vs. UIC	2010
44	vs. Green Bay	2016
41	vs. Valparaiso	2014

Rebounding Margin

+22	vs. Valparaiso	2014
+16	vs. Butler	2006
+13	vs. UIC	2010

Assists

21	vs. Northern Kentucky	2016
21	vs. UIC	2007
19	vs. Butler	2006
18	vs. Loyola	2005

Steals

12	vs. UIC	2018
12	vs. Butler	2003
11	vs. Loyola	2006
10	Four times	

Blocked Shots

9	vs. UIC	2003
6	vs. Wright State	2018
5	Four times	
Last:	vs. Detroit	2017

Turnovers

23	vs. Detroit	1998
21	vs. UIC	2010
19	vs. Loyola	2005

Fouls

30	vs. Northern Illinois	1996
28	vs. Valparaiso	2014
25	vs. UIC	2002

Fewest Points Scored

36	vs. Butler	1997
43	vs. Valparaiso	2017
44	vs. Butler	2011
46	vs. Green Bay	2013

Fewest Field Goals Made

12	vs. Butler	2011
13	vs. Green Bay	2013
13	vs. Green Bay	2000

Fewest Field Goals Attempted

40	vs. Butler	2011
44	vs. Detroit	2017
44	vs. Detroit	2004

Lowest Field Goal Percentage

.265 (13-49)	vs. Green Bay	2013
.275 (14-51)	vs. Butler	1997
.289 (13-45)	vs. Green Bay	2000

Fewest Three-Point Field Goals Made

2	vs. Green Bay	2000
4	Five times	

Fewest Three-Point Field Goals Att.

14	vs. Green Bay	1999
15	vs. Butler	2006
16	vs. UIC	2017

Lowest Three-Point Field Goal Pct.

.100 (2-20)	vs. Green Bay	2000
.154 (4-26)	vs. Butler	2000
.185 (5-27)	vs. Loyola	2008

Fewest Free Throws Made

2	vs. Butler	1997
6	vs. Valparaiso	2017
8	Two times	

Fewest Free Throws Attempted

3	vs. Butler	1997
9	vs. Valparaiso	2017
9	vs. Wright State	2001

Lowest Free Throw Percentage

.400 (8-20)	vs. UIC	2004
.542 (13-24)	vs. Detroit	2005

Fewest Rebounds

25	vs. Butler	2012
25	vs. Wright State	2001
27	vs. Detroit	2014

Fewest Assists

5	vs. Detroit	1998
6	vs. Green Bay	2013
6	vs. Butler	1997

Fewest Steals

1	vs. Wright State	2014
1	vs. Green Bay	2013
2	vs. Wright State	2001

Fewest Turnovers

8	vs. Wright State	2018
8	vs. UIC	2018
8	Four other times	

Fewest Fouls

12	vs. Northern Kentucky	2016
13	Three times	

Year	Coach	Record	Pct.	League
1896-97	None Listed	9-2	.818	Independent
1897-98	None Listed	5-1	.833	Independent
1898-99	None Listed	7-1	.875	Independent
1899-00	None Listed	0-3	.000	Independent
1900-01	None Listed	13-3	.813	Independent
1901-02	None Listed	15-2	.882	Independent
1902-03	None Listed	8-9	.471	Independent
1903-04	None Listed	13-5	.722	Independent
1904-05	None Listed	#2-6	.250	Independent
1905-06	None Listed	#2-6	.250	Independent
1906-07	None Listed	#2-3	.400	Independent
1907-08	None Listed	#3-5	.375	Independent
1908-09	Charles Davies	7-8	.467	Independent
1909-10	Charles Davies	#4-11	.267	Independent
1910-11	Emmett Angell	12-5	.706	Independent
1911-12	Emmett Angell	14-2	.875	Independent
1912-13	Emmett Angell	14-2	.875	WNC
1913-14	Emmett Angell	11-8	.579	WNC
1914-15	Barney Anderson	15-5	.750	WNC
1915-16	Barney Anderson	8-10-1	.450	WNC
1916-17	Barney Anderson	3-11	.214	WNC
1917-18	Paul Stothart	1-9	.100	WNC
1918-19	George Downer	10-5	.667	WNC
1919-20	George Downer	5-7	.417	WNC
1920-21	Barney Anderson	2-9	.182	WNC
1921-22	Barney Anderson	6-7	.462	WNC
1922-23	Barney Anderson	2-10	.167	WNC
1923-24	Barney Anderson	11-5	.688	WNC
1924-25	Barney Anderson	7-10	.412	WNC
1925-26	Barney Anderson	5-9	.357	WNC
1926-27	Milton Murray	1-11	.083	WNC
1927-28	Milton Murray	5-12	.294	WSTCC
1928-29	Milton Murray	5-10	.333	WSTCC
1929-30	Milton Murray	6-7	.462	WSTCC
1930-31	Guy Penwell	8-7	.533	WSTCC
1931-32	Guy Penwell	4-13	.235	WSTCC
1932-33	Guy Penwell	9-8	.529	WSTCC
1933-34	Guy Penwell	13-4	.765	WSTCC
1934-35	Guy Penwell	9-6	.600	WSTCC
1935-36	Guy Penwell	12-5	.706	WSTCC
1936-37	Guy Penwell	7-9	.438	WSTCC
1937-38	Guy Penwell	11-5	.688	WSTCC
1938-39	Guy Penwell	9-7	.563	WSTCC
1939-40	Guy Penwell	12-4	.750	WSTCC
1940-41	Guy Penwell	16-0	1.00	WSTCC
1941-42	Guy Penwell	11-5	.688	WSTCC
1942-43	John Tierney	7-6	.538	WSTCC
1943-44	John Tierney	6-7	.462	WSTCC
1944-45	John Tierney	9-6	.600	WSTCC
1945-46	John Tierney	12-6	.667	WSTCC
1946-47	Guy Penwell	11-8	.579	WSTCC-South
1947-48	Guy Penwell	13-8	.619	WSTCC-South
1948-49	Guy Penwell	10-12	.455	WSTCC
1949-50	Guy Penwell	20-7	.741	WSTCC
1950-51	Guy Penwell	6-15	.286	WSCC
1951-52	Guy Penwell	5-15	.250	WSCC
1952-53	Russ Rebholz	9-12	.429	WSCC
1953-54	Russ Rebholz	14-7	.667	WSCC
1954-55	Russ Rebholz	11-10	.524	WSCC
1955-56	Russ Rebholz	13-8	.619	WSCC
1956-57	Russ Rebholz	12-7	.632	WSCC
1957-58	Russ Rebholz	13-7	.650	WSCC
1958-59	Russ Rebholz	17-4	.810	WSCC
1959-60	Russ Rebholz	18-4	.818	WSCC
1960-61	Russ Rebholz	8-12	.400	WSCC
1961-62	Russ Rebholz	4-17	.190	WSCC
1962-63	Russ Rebholz	4-17	.190	WSCC
1963-64	Ray Krzoska	3-18	.143	WSCC

Year	Coach	Record	Pct.	League
1964-65	Ray Krzoska	9-14	.391	Independent
1965-66	Ray Krzoska	15-10	.600	Independent
1966-67	Ray Krzoska	14-11	.560	Independent
1967-68	Ray Krzoska	16-11	.593	Independent
1968-69	Ray Krzoska	15-11	.577	Independent
1969-70	Ray Krzoska	14-12	.538	Independent
1970-71	Charles Parsley	13-10	.565	Independent
1971-72	Charles Parsley	15-11	.577	Independent
1972-73	Charles Parsley	18-8	.692	Independent
1973-74	Bill Klucas	14-12	.538	Independent
1974-75	Bill Klucas	8-18	.308	Independent
1975-76	Bob Gottlieb	11-15	.423	Independent
1976-77	Bob Gottlieb	19-8	.704	Independent
1977-78	Bob Gottlieb	15-12	.556	Independent
1978-79	Bob Gottlieb	8-18	.308	Independent
1979-80	Bob Gottlieb	9-17	.346	Independent
1980-81	Bob Voight	13-13	.500	Independent
1981-82	Bob Voight	20-6	.769	Independent
1982-83	Bob Voight	18-6	.750	Independent
1983-84	Ray Swetalla	6-20	.231	Independent
1984-85	Ray Swetalla	9-17	.346	Independent
1985-86	Ray Swetalla	10-17	.370	Independent
1986-87	Ray Swetalla	8-20	.286	Independent
1987-88	Steve Antrim	16-12	.571	Independent
1988-89	Steve Antrim	24-7	.774	Independent
1989-90	Steve Antrim	10-18	.357	Independent
1990-91	Steve Antrim	18-10	.643	Independent
1991-92	Steve Antrim	20-8	.714	Independent
1992-93	Steve Antrim	23-4	.852	Independent
1993-94	Steve Antrim	10-17	.370	Mid-Con
1994-95	Steve Antrim	3-24	.111	MCC
1995-96	Ric Cobb	9-18	.333	MCC
1996-97	Ric Cobb	8-20	.286	MCC
1997-98	Ric Cobb	3-24	.111	MCC
1998-99	Ric Cobb	8-19	.296	MCC
1999-00	Bo Ryan	15-14	.517	MCC
2000-01	Bo Ryan	15-13	.536	MCC
2001-02	Bruce Pearl	16-13	.552	Horizon
2002-03	Bruce Pearl	24-8	.750	Horizon
2003-04	Bruce Pearl	20-11	.645	Horizon
2004-05	Bruce Pearl	26-6	.813	Horizon
2005-06	Rob Jeter	22-9	.710	Horizon
2006-07	Rob Jeter	9-22	.290	Horizon
2007-08	Rob Jeter	14-16	.467	Horizon
2008-09	Rob Jeter	17-14	.548	Horizon
2009-10	Rob Jeter	20-14	.588	Horizon
2010-11	Rob Jeter	19-14	.576	Horizon
2011-12	Rob Jeter	20-14	.588	Horizon
2012-13	Rob Jeter	8-24	.250	Horizon
2013-14	Rob Jeter	21-14	.600	Horizon
2014-15	Rob Jeter	14-16	.467	Horizon
2015-16	Rob Jeter	20-13	.606	Horizon
2016-17	LaVall Jordan	11-24	.314	Horizon
2017-18	Pat Baldwin	16-17	.485	Horizon
2018-19	Pat Baldwin	9-22	.290	Horizon
Total	120 years	1364-1288-1	.514	

Key:

WNC - Wisconsin Normal Conference
WSTCC - Wisconsin State Teacher's College Conference
WSUC - Wisconsin State Universities Conference
WSCC - Wisconsin State Colleges Conference
Mid-Con - Mid-Continent Conference
MCC - Midwestern Collegiate Conference
Horizon - Horizon League

Year-By-Year Scoring Leaders (1933-present)

Year	Name	Pts	Avg	Year	Name	Pts	Avg	Year	Name	Pts	Avg
1932-33	Paul Humke	184	N/A	1961-62	Ed Markunas	312	14.8	1990-91	Von McDade	830	29.6
1933-34	Paul Humke	N/A	N/A		Jerry Neitzel	312	14.8	1991-92	Craig Greene	474	16.9
1934-35	Paul Humke	N/A	N/A	1962-63	Roger Kriete	234	11.1	1992-93	Craig Greene	466	17.3
1935-36	Walt Sprangers	197	11.6	1963-64	Dennis Kocs	305	14.4		Marc Mitchell	466	17.3
1936-37	Williard Rudiger	N/A	N/A	1964-65	Larry Reed	504	21.9	1993-94	Michael Hughes	502	20.1
1937-38	Ray Krzoska	131	N/A	1965-66	Larry Reed	542	21.7	1994-95	Shannon Smith	661	24.5
1938-39	Ray Krzoska	151	9.4	1966-67	Larry Reed	503	20.1	1995-96	Roderick Johnson	391	14.5
1939-40	Ken Buehler	253	15.8	1967-68	Dexter Riesch	466	17.3	1996-97	Pat McCabe	347	12.4
1940-41	Ken Buehler	291	21.0	1968-69	Tom Reikowski	443	17.0	1997-98	Pat McCabe	266	9.9
1941-42	Ken Buehler	224	16.0	1969-70	Cecil Morries	468	18.0	1998-99	Chad Angeli	403	14.9
1942-43	Norm Geske	N/A	N/A	1970-71	Henry Davis	313	14.2	1999-00	Chad Angeli	483	16.6
1943-44	Chet Schroeder	N/A	N/A	1971-72	Harold Lee	414	15.9	2000-01	Clay Tucker	389	13.9
1944-45	Kenny Lemmer	217	14.5	1972-73	Harold Lee	427	16.4	2001-02	Clay Tucker	510	17.6
1945-46	Jerry Ryerson	188	13.4	1973-74	Kessem Grimes	380	15.8	2002-03	Clay Tucker	550	18.3
1946-47	Bob Bolz	203	N/A	1974-75	Raymond Nixon	382	14.7	2003-04	Dylan Page	647	20.9
1947-48	Bob Bolz	330	15.0	1975-76	Glen Allen	332	12.8	2004-05	Ed McCants	556	17.4
1948-49	Bob Bolz	336	15.3	1976-77	Gerald Hardnett	444	17.1	2005-06	Joah Tucker	510	16.5
1949-50	Kenny Lemmer	391	14.5	1977-78	Gerald Hardnett	556	20.6	2006-07	Avery Smith	481	15.5
1950-51	Allan Wulz	N/A	N/A	1978-79	Gerald Hardnett	368	14.7	2007-08	Paige Paulsen	398	13.3
1951-52	Allan Wulz	291	13.9	1979-80	Bob Flood	408	16.3	2008-09	Tone Boyle	396	13.2
1952-53	Allan Wulz	331	17.5	1980-81	Ricky Trotter	406	18.5	2009-10	Ricky Franklin	500	14.7
1953-54	Tom Hanrahan	228	N/A	1981-82	Kevin Jones	609	25.4	2010-11	Anthony Hill	490	15.3
1954-55	Scott Netzel	401	N/A	1982-83	Kevin Jones	444	26.1	2011-12	Tony Meier	315	11.3
1955-56	Tom Kneusel	388	18.5	1983-84	Steve Pitrof	383	19.2	2012-13	Jordan Aaron	462	14.4
1956-57	Tom Kneusel	384	20.2	1984-85	John Smilanich	416	16.0	2013-14	Jordan Aaron	456	14.7
1957-58	Tom Kneusel	438	20.9	1985-86	Erik Schten	375	13.9	2014-15	Steve McWhorter	426	14.2
1958-59	Jerry Grochowski	362	17.2	1986-87	Erik Schten	469	16.8	2015-16	Matt Tiby	514	15.6
1959-60	Jerry Grochowski	513	22.3	1987-88	Clarence Wright	540	20.0	2016-17	Brock Stull	474	13.5
1960-61	Jerry Grochowski	466	23.3	1988-89	Andy Ronan	542	17.5	2017-18	Jeremiah Bell	452	14.1
				1989-90	Andy Ronan	453	17.2	2018-19	Darius Roy	459	15.8

Year-By-Year Rebounding Leaders (1958-present)

Year	Name	Rbs	Avg	Year	Name	Rbs	Avg	Year	Name	Rbs	Avg
1957-58	Tom Kneusel	314	15.0	1978-79	Brian Nyenhuis	184	7.1	1999-00	Clay Tucker	133	5.3
1958-59	Tom Kneusel	282	13.4	1979-80	Bob Flood	177	7.0	2000-01	James Wright	154	6.2
1959-60	Jerry Grochowski	269	12.2	1980-81	Willie Bryant	160	6.4	2001-02	Clay Tucker	182	6.3
1960-61	Jerry Grochowski	346	17.3	1981-82	Keith Rosser	177	6.8	2002-03	Dylan Page	207	6.5
1961-62	Roger Kriete	N/A	N/A	1982-83	Rich Czarniecki	168	7.0	2003-04	Dylan Page	204	6.6
1962-63	Roger Kriete	N/A	N/A	1983-84	Miles Aquino	120	5.7	2004-05	Adrian Tigert	214	6.7
1963-64	Jim Frank	151	7.2	1984-85	Kevin Cox	135	5.2	2005-06	Adrian Tigert	212	7.3
1964-65	Larry Reed	385	16.7	1985-86	Erik Schten	155	5.7	2006-07	Paige Paulsen	172	5.7
1965-66	Larry Reed	425	17.0	1986-87	Erik Schten	209	7.5	2007-08	Paige Paulsen	191	6.4
1966-67	Larry Reed	462	18.5	1987-88	Erik Schten	247	8.8	2008-09	James Eayrs	169	5.5
1967-68	Not available			1988-89	Andy Ronan	225	7.3	2009-10	James Eayrs	198	5.8
1968-69	Tom Reikowski	311	12.0	1989-90	Randy Doss	258	9.2	2010-11	Anthony Hill	212	6.6
1969-70	Cecil Morries	NA	16.3	1990-91	Randy Doss	205	7.3	2011-12	James Haarsma	178	5.4
1970-71	Henry Davis	286	12.4	1991-92	Craig Greene	163	5.8	2012-13	Demetrius Harris	170	5.3
1971-72	Richard Cox	284	10.9	1992-93	Craig Greene	186	6.9	2013-14	Matt Tiby	228	6.5
1972-73	Richard Cox	280	10.8	1993-94	Michael Hughes	177	7.1	2014-15	Matt Tiby	234	7.8
1973-74	Kessem Grimes	217	9.0	1994-95	Nathan Schrameyer	183	6.8	2015-16	Matt Tiby	272	8.2
1974-75	Glen Allen	228	8.8	1995-96	Roderick Johnson	193	7.1	2016-17	Brock Stull	232	6.6
1975-76	Glen Allen	239	9.6	1996-97	Otto McDuffie	182	6.5	2017-18	Bryce Nze	280	8.5
1976-77	Noren Merritt	174	6.7	1997-98	Damion Ninkovic	165	6.1	2018-19	DeAndre Abram	215	6.9
1977-78	Al Walker	266	9.9	1998-99	Damion Ninkovic	149	5.7				

Year-By-Year Assist Leaders (1975-present)

Year	Name	Ast	Avg	Year	Name	Ast	Avg	Year	Name	Ast	Avg
1974-75	Harren Warren	116	4.6	1989-90	Bob Anthony	123	4.4	2004-05	Chris Hill	103	3.2
1975-76	Larry Pikes	103	4.0	1990-91	Von McDade	103	3.7	2005-06	Chris Hill	86	2.8
1976-77	Gerald Hardnett	129	5.0	1991-92	Marc Mitchell	156	6.2	2006-07	Allan Hanson	90	2.9
1977-78	Gerald Hardnett	92	3.4	1992-93	Marc Mitchell	189	7.0	2007-08	Ricky Franklin	77	2.6
1978-79	Tim Cullen	91	3.6	1993-94	Mark Briggs	94	3.5	2008-09	Avery Smith	91	3.1
1979-80	Tim Cullen	79	3.0	1994-95	Derek Durham	57	2.7	2009-10	Ricky Franklin	132	3.9
1980-81	Kerry Glover	72	3.1	1995-96	Derek Durham	111	4.1	2010-11	Kaylon Williams	178	5.4
1981-82	Kerry Glover	138	5.3	1996-97	Cyrus Caldwell	101	3.6	2011-12	Kaylon Williams	215	6.5
1982-83	Jim Gruszka	80	3.3	1997-98	Cyrus Caldwell	128	4.7	2012-13	Jordan Aaron	128	4.0
1983-84	Barney Hall	57	2.4	1998-99	Cyrus Caldwell	104	3.9	2013-14	Steve McWhorter	140	4.0
1984-85	Dwayne Glover	60	2.4	1999-00	Kalombo Kadima	71	2.4	2014-15	Steve McWhorter	137	4.6
1985-86	Dwayne Glover	127	4.7	2000-01	Clay Tucker	75	2.7	2015-16	Jordan Johnson	267	8.1
1986-87	Mike McNabb	82	2.9	2001-02	Clay Tucker	87	3.0	2016-17	August Haas	134	3.8
1987-88	Maurice Turner	96	3.4	2002-03	Clay Tucker	124	4.1	2017-18	Brock Stull	97	3.1
1988-89	Clarence Wright	151	4.9	2003-04	Adrian Tigert	110	3.5	2018-19	Darius Roy	118	4.1

Milwaukee's 1,000-Point Club			Milwaukee's 500-Rebound Club		
Clay Tucker	1999-2003	1,788	Larry Reed	1959-60/64-67	1,529
Larry Reed	1959-60/64-67	1,693	Tom Reikowski	1965-70	1,080
Jerry Grochowski	1957-61	1,688	Tom Knuesel	1955-59	792
Gerald Hardnett	1975-79	1,602	Adrian Tigert	2001-06	760
Tom Kneusel	1955-59	1,565	Richard Cox	1971-74	753
Tom Reikowski	1965-70	1,459	Matt Tiby	2013-16	734
Chad Angeli	1997-01	1,417	Erik Schten	1985-88	611
Joah Tucker	2003-06	1,416	Clay Tucker	1999-2003	592
Dylan Page	2000-04	1,388	Craig Greene	1989-93	557
Matt Tiby	2013-16	1,332	Al Walker	1975-78	546
Dexter Riesch	1966-70	1,359	Dylan Page	2000-04	520
Ricky Franklin	2006-10	1,291	Chad Angeli	1997-01	519
Scott Netzel	1953-57	1,226	Glen Allen	1973-76	516
Craig Greene	1989-93	1,216	Anthony Hill	2007-11	513
Dave Vincent	1957-61	1,208	Joah Tucker	2003-06	513
Jason Frederick	1999-2003	1,185	<i>Note: School rebounding records prior to 1965 are incomplete</i>		
Ronnie Jones	1999-2003	1,182	Milwaukee's 300-Assist Club		
Erik Schten	1986-88	1,141	Gerald Hardnett	1975-79	448
Todd Fredenberg	1963-67	1,121	Kaylon Williams	2010-12	383
Adrian Tigert	2001-06	1,091	Marc Mitchell	1991-93	345
Ed McCants	2003-05	1,087	Clay Tucker	1999-2003	341
Clarence Wright	1987-89	1,056	Cyrus Caldwell	1996-99	333
Kevin Jones	1981-83	1,053	Ricky Franklin	2006-10	332
Tony Meier	2008-12	1,044	Adrian Tigert	2001-06	309
Anthony Hill	2007-11	1,022	Chris Hill	2001-06	304
Pat McCabe	1994-98	1,020	Tim Cullen	1976-80	303
			Milwaukee's 150-Steal Club		
			Clay Tucker	1999-2003	194
			Gerald Hardnett	1975-79	162
			Marc Mitchell	1991-93	154

Top Single-Game Performances (Pre-1990s)

Points

Gerald Hardnett	46	3/4/78
Tom Kneusel	44	1/28/56
Phil Michalovitz	44	12/11/65
Jerry Grochowski	39	3/4/60
Larry Reed	38	2/7/66

Rebounds

Cecil Morris	34	1/5/70
Larry Reed	32	12/21/65
Tom Hanrahan	28	1/12/57
Tom Knuesel	26	12/18/56
Roger Kriete	25	3/2/63
Four players	24	

Assists

Kerry Glover	14	2/24/82
Larry Pikes	13	1976
Gerald Hardnett	12	12/13/76
Gerald Hardnett	12	2/15/77
Dwayne Glover	12	2/3/86
Clarence Wright	12	2/3/89

Steals


Kerry Glover	8	2/26/85
Gerald Hardnett	7	12/19/77
Gerald Hardnett	7	3/4/78
Kerry Glover	7	1/31/81

Blocked Shots

Bruce Payton	6	1/22/86
Al Walker	4	11/26/77
Al Walker	4	12/12/77
Al Walker	4	2/27/78
Ricky Trotter	4	1/6/81

Field Goals

Phil Michalovitz	21	12/11/65
Gerald Hardnett	17	3/4/78
Gerald Hardnett	16	1/5/78
Phil Michalovitz	15	1/22/66
Larry Reed	14	1/11/66
Larry Reed	14	2/7/66
Larry Reed	14	2/26/66



Gerald Hardnett scored 46 points on March 4, 1978

Field Goal Attempts

Jerry Grochowski	42	3/4/60
Gerald Hardnett	34	1/5/78
Dave Vincent	32	2/13/60
Dave Vincent	28	1/6/60
Gerald Hardnett	27	3/4/78

Field Goal Percentage

George Tandy	.909 (10-11)	12/11/72
Noren Merritt	.909 (10-11)	12/18/76
Brian Nyenhuis	.909 (10-11)	3/2/78
Robert Jammer	.900 (9-10)	12/23/75
Gerald Hardnett	.882 (15-17)	12/22/77

Single-Season Records (Pre-1990)**Points**

Kevin Jones	609	1981-82
Gerald Hardnett	556	1977-78
Larry Reed	542	1965-66
Andy Ronan	542	1988-89
Clarence Wright	540	1987-88

Rebounds

Larry Reed	462	1966-67
Larry Reed	425	1965-66
Larry Reed	385	1964-65
Tom Reikowski	316	1966-67
Tom Kneusel	314	1957-58

Assists

Clarence Wright	151	1988-89
Kerry Glover	138	1981-82
Gerald Hardnett	129	1976-77
Dwayne Glover	127	1985-86
Bob Anthony	123	1989-90

Steals

Gerald Hardnett	85	1977-78
Dwayne Glover	79	1985-86
Clarence Wright	67	1988-89
Gerald Hardnett	65	1976-77
Larry Pikes	57	1976-77

Blocked Shots

Al Walker	46	1977-78
John Smilanich	35	1984-85
Al Walker	32	1976-77
Miles Aquino	24	1983-84
Brian Nyenhuis	22	1978-79

Field Goals

Kevin Jones	245	1981-82
Gerald Hardnett	233	1977-78
Larry Reed	213	1965-66
Andy Ronan	213	1988-89
Keith Rosser	203	1981-82

Field Goal Attempts

Harold Lee	519	1972-73
Jerry Grochowski	501	1960-61
Gerald Hardnett	492	1977-78
Kevin Jones	492	1981-82
Jerry Grochowski	470	1959-60

Field Goal Percentage

Keith Rosser	.613 (203-331)	1981-82
Andy Ronan	.597 (213-357)	1988-89
Glen Allen	.547 (134-245)	1975-76
Kevin Jones	.537 (183-341)	1982-83
Larry Pikes	.533 (159-298)	1976-77

Career Records (Pre-1990)**Points**

Larry Reed	1,693	1959-60/64-67
Jerry Grochowski	1,688	1957-61
Gerald Hardnett	1,602	1975-79
Tom Kneusel	1,565	1955-59
Tom Reikowski	1,459	1965-70

Rebounds

Larry Reed	1,529	1959-60/64-67
Tom Reikowski	1,080	1965-70
Richard Cox	753	1971-74
Erik Schtena	611	1985-88
Al Walker	546	1975-78

Assists

Gerald Hardnett	448	1975-79
Tim Cullen	303	1976-80
Maurice Turner	268	1985-89
Clarence Wright	239	1987-89
Kerry Glover	212	1980-82

Steals

Gerald Hardnett	162	1975-78
Maurice Turner	128	1985-89
Tim Cullen	126	1976-80
Dwayne Glover	126	1984-86
Clarence Wright	117	1987-89

Blocked Shots

Al Walker	78	1975-78
John Smilanich	55	1984-86
Miles Aquino	44	1982-84
Brian Nyenhuis	41	1977-79
Rich Czarnecki	36	1981-83

Field Goals

Gerald Hardnett	673	1975-79
Jerry Grochowski	662	1957-61
Larry Reed	639	1959-60/64-67
Dave Vincent	493	1957-61
Dexter Riesch	491	1966-70

Field Goal Attempts

Jerry Grochowski	1701	1957-61
Gerald Hardnett	1457	1975-79
Erik Schten	1006	1985-88
Steve Pitrof	856	1979-83
Phil Michalovitz	849	1963-66

Field Goal Percentage

Andy Ronan	.532 (394-741)	1988-90
Larry Pikes	.522 (265-508)	1975-77
Kevin Jones	.514 (428-833)	1981-83
John Smilanich	.509 (339-666)	1983-85
Noren Merritt	.488 (275-564)	1975-77

About The Milwaukee Record Book

The Milwaukee Record Book is meant to recognize all eras of Panther basketball. The early pages cite records during the entire history of basketball at the school, followed by individual and team records for all seasons prior to 1990. During those years, Milwaukee was affiliated with both the NCAA and NAIA, as a Division I, II and D-III institution. The following pages then recognize the records since 1990, when Milwaukee permanently became an NCAA Division I school.

Team Game Records (Pre-1990)**Points**

vs. UIC	135	12/11/65
---------	-----	----------

Rebounds

vs. La Crosse	84	1/18/57
---------------	----	---------

Assists

vs. Lakeland	32	1/24/89
--------------	----	---------

Steals

vs. Carthage	23	1/9/84
--------------	----	--------

Blocked Shots

vs. St. Xavier	11	1/22/86
----------------	----	---------

Field Goals

vs. UIC	60	12/11/65
---------	----	----------

Field Goal Attempts

vs. UIC	110	12/11/65
---------	-----	----------

Field Goal Percentage

vs. Parkside	.718 (23-32)	2/5/83
--------------	--------------	--------

Free Throw Attempts

vs. Whitewater	63	2/4/57
----------------	----	--------

Team Season Records (Pre-1990)**Points**

1988-89	2787
---------	------

Rebounds

1969-70	1627
---------	------

Assists

1988-89	587
---------	-----

Steals

1988-89	297
---------	-----

Field Goals

1988-89	1066
---------	------

Field Goal Attempts

1988-89	2199
---------	------

Field Goal Percentage

1981-82	.522
---------	------

Free Throws

1967-68	521
---------	-----

Free Throw Attempts

1967-68	819
---------	-----

Free Throw Percentage

1978-79	.754
---------	------

Most Consecutive Wins

1940-41	16
---------	----

Most Consecutive Losses

1963-64	11
---------	----

Points

125	Judson	12/13/15
117	Prairie View A&M	11/20/04
116	Illinois	12/3/90
112	Northeastern Illinois	2/2/91
106	Wright State	2/28/91
106	UIC	1/11/01
106	Sacramento State	1/9/92
105	Cleveland State	1/29/00
105	Oshkosh	12/23/91
105	Southern Utah	2/19/91

Points - First Half

66	Judson	12/13/15
61	Cal State Northridge	2/11/91
60	UMKC	12/29/90
59	Upper Iowa	11/21/05
58	Wright State	2/28/91

Points - Second Half

64	Loyola	12/21/02
61	Prairie View A&M	11/20/04
61	Oshkosh	12/23/91
59	Judson	12/13/15
57	Northeastern Illinois	2/2/91

Field Goals Made

47	Judson	12/13/15
42	Youngstown State	2/9/06
41	Oshkosh	12/23/91
41	Mount Senario	12/27/00
40	Prairie View A&M	11/20/04
40	Cleveland State	2/8/96
39	Wright State	2/14/02
39	Chicago State	1/19/91
39	Wright State	2/28/91

Field Goals Attempted

97	Illinois	12/3/90
86	Oshkosh	12/23/91
83	Eastern Michigan	12/6/93
81	UIC	1/11/01
81	Parkside	11/30/91
81	Cal State Northridge	1/17/91
81	Southern Utah	2/19/91
79	Sacramento State	1/9/92
78	Three times	
	Last: vs. Illinois Tech	11/24/95

Field Goal Percentage

.678 (40-59)	Cleveland State	2/8/96
.650 (26-40)	UMKC	11/30/13
.639 (39-61)	Chicago State	1/19/91
.628 (27-43)	South Dakota State	12/11/10
.627 (47-75)	Judson	12/13/15
.625 (30-48)	La Crosse	11/10/17
.622 (24-45)	Youngstown State	1/14/15
.617 (29-47)	DePaul	12/5/11
.606 (40-66)	Prairie View A&M	11/20/04
.604 (32-53)	Loyola	1/10/04
.600 (30-50)	Upper Iowa	11/19/08

Three-Point Field Goals Made

18	UIC	1/11/01
17	Colorado	12/30/01
16	Youngstown State	2/9/02
16	Detroit	1/1/11
15	UIC	2/28/16
15	Omaha	12/17/11
15	Western Illinois	12/19/92
15	Parkside	11/30/91
15	Southern Utah	2/19/91
15	Cal State Northridge	2/11/91
15	Illinois	12/3/90

Three-Point Field Goals Attempted

43	South Dakota	12/17/15
41	Colorado	12/30/01
41	UIC	1/11/01
41	Illinois	12/3/90
39	UIC	2/12/00
37	Detroit	1/1/11
37	UIC	1/31/09
36	South Dakota State	11/27/16
36	Western Michigan	1/3/12
36	Virginia Tech	12/8/01

Three-Point Field Goals Pct. (10 made)

.833 (10-12)	Eastern Michigan	2/19/92
.722 (13-18)	San Diego	1/2/01
.667 (14-21)	Notre Dame	11/17/15
.667 (14-21)	Idaho State	12/30/03
.650 (13-20)	Montana State	12/5/16
.623 (12-19)	UIC	1/13/11
.625 (10-16)	Detroit	2/24/01
.609 (14-23)	South Dakota State	12/11/10
.600 (12-20)	Wright State	2/14/02
.600 (12-20)	Eastern Michigan	1/22/91

Free Throws Made

41	Cleveland State	1/29/00
35	Manhattan	12/30/04
34	Texas State	11/23/09
34	Loyola	3/3/09
34	Green Bay	3/4/00
34	Youngstown State	2/7/94
33	LIU Brooklyn	11/20/18
33	Cleveland State	2/14/12
33	Youngstown State	1/17/94
32	Davidson	11/11/13
32	Detroit	2/24/01

Free Throws Attempted

54	UIC	1/11/01
52	Cleveland State	1/29/00
45	Cleveland State	1/2/06
45	Cleveland State	1/31/98
44	NE Illinois	2/2/91
43	Texas State	11/23/09
43	Loyola	3/3/09
42	Central Michigan	12/19/07
41	Five times	
	Last: vs. LIU Brooklyn	11/20/18

Free Throw Percentage (10 made)

1.000 (22-22)	Youngstown State	2/28/15
1.000 (20-20)	Green Bay	1/9/09
1.000 (15-15)	Youngstown State	1/7/08
.955 (21-22)	Loyola	2/16/95
.952 (20-21)	Denver	11/13/15
.941 (16-17)	Loyola	11/8/13
.933 (14-15)	Green Bay	2/25/02
.931 (27-29)	Western Michigan	1/26/91
.929 (13-14)	Cleveland State	1/24/10
.929 (13-14)	Butler	3/1/03
.929 (13-14)	Eastern Illinois	1/29/94

Rebounds

59	Loyola	1/28/09
57	SIU Edwardsville	1/12/09
56	Alcorn State	12/7/92
56	Chicago State	3/2/94
55	Judson	12/13/15
53	UIC	1/31/09
53	Cleveland State	2/28/04
53	UIC	2/17/96
53	Cal State Northridge	1/17/91

Offensive Rebounds

34	Loyola	1/28/09
32	Northeastern Illinois	12/3/92
28	Northern Illinois	12/15/92
27	Upper Iowa	11/21/05
26	Cal State Northridge	1/17/91
24	Wright State	2/22/96
24	Sacramento State	1/23/93
24	Wright State	2/28/91
23	Detroit	1/4/07
23	Western Illinois	12/5/95
23	Eastern Michigan	12/6/93
23	Illinois	12/3/90

Victory Margin

+79	Mount Senario (100-21)	12/27/00
+62	Prairie View A&M (117-55)	11/20/04
+52	Sacramento State (96-44)	1/23/93
+51	Judson (125-74)	12/13/15
+41	Youngstown State (98-57)	2/9/06
+40	NE Illinois (112-72)	2/2/91
+38	Illinois Tech (101-63)	11/24/95
+37	Parkside (87-50)	11/23/04
+37	Chicago State (84-47)	12/4/01
+36	Youngstown State (87-51)	2/22/16

Rebound Margin

+36	Loyola	1/28/09
+28	Judson	12/13/15
+28	Wright State	1/20/15
+25	Wright State	2/27/03
+25	Chicago State	3/2/94
+24	Butler	2/4/06
+24	Upper Iowa	11/21/05
+24	Sacramento State	1/23/93

Assists

32	Judson	12/13/15
32	Prairie View A&M	11/20/04
29	Mount Senario	12/27/00
28	Cleveland State	2/28/04
26	Judson	11/26/13
26	Rice	3/17/04
26	Youngstown State	2/9/02
26	UIC	1/11/01
25	Youngstown State	2/9/06
25	Loyola	1/14/01

Steals

22	Florida International	3/2/91
21	Illinois Tech	11/24/95
20	Upper Iowa	11/9/07
20	Mount Senario	12/27/00
20	Nicholls State	3/4/91
18	Wright State	1/20/96
17	South Dakota State	11/20/07
17	Chicago State	12/4/01
16	Maine	12/9/91
16	Parkside	11/30/91

Blocked Shots

14	Northern Kentucky	1/4/16
11	Illinois Tech	11/24/95
10	San Diego	12/23/00
9	IUPUI	2/16/18
9	Detroit Mercy	12/30/17
9	UIC	2/5/05
9	UIC	3/8/03
9	Green Bay	1/13/93
8	Eleven times	
	Last: vs. IUPUI	11/19/14

Turnovers

31	Western Michigan	11/29/97
28	Sacramento State	1/9/92
25	Wright State	2/10/12
25	Drake	2/17/07
25	Air Force	1/2/04
25	Mississippi Valley State	12/14/02
25	Toledo	11/26/97
24	Texas State	11/23/09
24	Mississippi Valley State	11/26/02
24	Wisconsin	11/16/98
24	Wright State	2/22/96
24	Northeastern Illinois	12/5/94

Personal Fouls

37	UIC	1/11/01
35	Butler	1/8/96
33	at Detroit Mercy	1/12/19
33	Texas State	11/23/09
33	Marquette	11/26/95
31	Northern Illinois	2/15/96
31	UMKC	2/1/93
30	San Diego	1/2/01
30	Northern Illinois	3/2/96
30	Wisconsin	12/23/95
29	Nine times	
	Last: 11/13/10 vs. Florida Atlantic	

Fewest Points Scored

34	Cleveland State	1/27/01
35	Toledo	11/26/97
36	Butler	3/1/97
37	Wisconsin	12/15/04
39	Wisconsin	12/12/07

Fewest Points - First Half

11	Butler	2/15/97
13	Green Bay	2/20/95
14	Wisconsin	12/15/04
14	Cleveland State	1/5/98
14	Green Bay	1/18/96
14	Drake	1/18/92

Fewest Points - Second Half

15	Cleveland State	1/27/01
15	Green Bay	2/24/97

Fewest Field Goals Made

12	Cleveland State	1/4/14
12	Butler	3/8/11
12	Wisconsin	12/8/10
12	Memphis	11/15/05
12	Cleveland State	1/27/01

Fewest Field Goals Attempted

36	Air Force	11/28/04
37	Detroit	2/24/01
39	Wisconsin	12/8/10
40	Five times	
	Last: at Cleveland State	1/2/15

Lowest Field Goal Percentage

.217 (13-60)	Illinois	12/6/00
.222 (12-54)	Memphis	11/15/05
.231 (12-52)	Cleveland State	1/27/01
.241 (13-54)	Butler	1/24/09
.241 (14-58)	Marquette	11/24/96

Fewest Three-Point Field Goals Made

0	Cleveland State	1/4/14
0	Butler	2/4/06
0	Western Michigan	12/15/01
0	Valparaiso	12/7/96
0	Northeastern Illinois	12/7/95
0	Central Michigan	1/9/91

Fewest Three-Point Field Goals Attempted

5	Northeastern Illinois	12/14/95
5	Central Michigan	12/8/93
6	Central Michigan	1/9/91
7	Wisconsin	12/8/10
7	Valparaiso	12/7/96
7	Northeastern Illinois	12/7/95

Lowest Three-Point Field Goal Percentage

.000 (0-21)	Western Michigan	12/15/01
.000 (0-16)	Cleveland State	1/4/14
.000 (0-13)	Butler	2/4/06
.000 (0-7)	Valparaiso	12/7/96
.000 (0-7)	Northeastern Illinois	12/7/95
.000 (0-6)	Central Michigan	1/9/91

Fewest Free Throws Made

1	Wisconsin	12/12/07
1	Wright State	2/17/01
1	Western Illinois	11/26/96
2	Five times	
	Last: Wisconsin	11/24/17

Fewest Free Throws Attempted

2	Belmont	12/19/16
2	Western Illinois	11/26/96
3	Northern Kentucky	2/6/16
3	Wisconsin	12/12/97
3	Butler	3/1/97

Lowest Free Throw Percentage (min. 10 att.)

.091 (1-11)	Wright State	2/17/01
.273 (3-11)	Kansas	12/22/04
.333 (6-18)	Butler	1/26/12
.353 (6-17)	Southern Utah	2/24/93
.364 (4-11)	Wright State	2/10/18
.381 (8-21)	Oakland	1/29/17
.385 (5-13)	Wright State	2/13/97
.385 (5-13)	Wisconsin	12/23/95

Fewest Rebounds

16	Wisconsin	12/12/07
16	Detroit	1/2/99
17	Utah	12/30/91
19	Wisconsin	12/8/10
21	Cleveland State	1/9/16

Fewest Offensive Rebounds

3	Cleveland State	1/9/16
3	SIUE	12/3/15
3	Detroit	1/14/12
3	UC Davis	11/15/08
3	Fairleigh Dickinson	12/22/97

Fewest Assists

2	Cleveland State	1/4/14
3	Wisconsin	11/24/17
3	Wisconsin	12/14/94
4	Wisconsin	12/8/10
4	Wright State	2/2/06
4	Air Force	1/2/04
4	Florida Atlantic	3/4/95

Fewest Steals

0	Notre Dame	11/17/15
0	Butler	1/23/11
0	Cleveland State	2/18/10
0	Butler	1/2/10
1	10 times	
	Last: Kansas City	12/13/18

Fewest Turnovers

4	Washington State	11/11/06
4	Butler	2/16/05
5	Eight times	
	Last: Elon	11/19/17

Fewest Fouls

7	Mount Senario	12/27/00
8	Michigan Tech	12/6/99
8	Sacramento State	1/23/93
9	Three times	
	Last: Wis. Lutheran	12/16/18

Points

50	Von McDade at Illinois	12/3/90
43	Von McDade at Southern Utah	2/19/91
42	Von McDade vs. Wright State	2/28/91
42	Von McDade vs. W. Michigan	1/26/91
42	Von McDade vs. Southern Utah	12/8/90
40	Clay Tucker at Wright State	2/27/03
39	Von McDade vs. Nichols State	3/4/91
38	Ed McCants vs. Detroit	1/3/05
38	Shannon Smith vs. NE Illinois	12/5/94
38	Von McDade vs. Utah	11/28/90

Field Goals Made

15	Clay Tucker at Wright State	2/27/03
15	Von McDade at Wright State	2/28/91
15	Von McDade at Illinois	12/3/90
14	Akeem Springs at Youngstown State	1/7/16
14	Anthony Hill vs. Youngstown State	12/2/10
14	Craig Greene at Central Michigan	3/6/92
14	Von McDade at Nichols St.	3/4/91
14	Von McDade at Utah	11/28/90

Field Goals Attempted

44	Von McDade at Illinois	12/3/90
35	Von McDade at Southern Utah	2/19/91
30	Von McDade at Utah	11/28/90
28	Shannon Smith at SEMO	3/2/92
28	Von McDade vs. Youngstown State	2/7/91

Field Goal Percentage (10 made)

.846 (11-13)	Adrian Tigert vs. Florida	3/18/06
.846 (11-13)	Dylan Page at Loyola	2/1/03
.833 (10-12)	Bryce Nze at UIC	1/17/17
.833 (10-12)	Marc Mitchell at Sacramento State	2/11/92
.769 (10-13)	Avery Smith vs. Wyoming	12/27/06
.769 (10-13)	Joah Tucker at Green Bay	1/24/04

Minutes Played

47	Brock Stull at Youngstown State	12/29/16
47	Dan Weisse at UIC	1/11/01
47	Jason Frederick at UIC	1/11/01
46	Cody Wichmann at Youngstown State	12/29/16
46	Craig Greene at Sacramento State	1/9/92
46	Joe Schultz at Illinois	12/3/90
45	Eight times	
Last:	Jordan Johnson vs. South Dakota	12/17/15



Ronnie Jones

Three-Point Field Goals Made

10	Ronnie Jones at Youngstown State	1/2/02
9	Ed McCants vs. Detroit	1/3/05
9	Von McDade at Illinois	12/3/90
9	Pat Easterlin vs Wright State	2/21/94
8	Avery Smith at Oakland	12/2/06
8	Ray Perine vs. Parkside	12/9/92

Three-Point Field Goals Attempted

22	Von McDade at Illinois	12/3/90
19	Clay Tucker at UIC	2/12/00
17	Ed McCants vs. Detroit	1/3/05
16	Ed McCants vs. Hawai'i	2/19/05
16	Von McDade at Southern Utah	2/19/91

Three-Point Field Goal Pct. (5 made)

1.000 (6-6)	Joe Schultz vs. Cal-St. Northridge	2/11/91
1.000 (5-5)	Cameron Harvey at Montana State	12/05/16
1.000 (5-5)	Cody Wichmann vs. Trinity Int'l.	11/20/15
1.000 (5-5)	Tony Meier and Paris Guley at DePaul	12/5/11
.833 (10-12)	Ronnie Jones at Youngstown State	1/2/02

Free Throws Made

18	Chad Angeli vs. Cleveland State	1/29/00
18	Chad Angeli vs. Detroit	1/27/00
16	Chad Angeli vs. Loyola	2/12/98
15	Four times	
Last:	Anthony Hill vs. Green Bay	2/5/11

Free Throws Attempted

21	Chad Angeli vs. Cleveland State	1/29/00
21	Chad Angeli vs. Detroit	1/27/00
19	Michael Hughes vs. NE Illinois	1/17/94
19	Michael Hughes vs. Youngs. State	1/6/94
18	Four times	
Last:	Anthony Hill vs. Green Bay	2/5/11

Free Throw Percentage (10 made)

1.000 (13-13)	Derek Durham at Stetson	12/28/95
1.000 (12-12)	Shannon Smith vs. Loyola	2/16/95
1.000 (12-12)	Chris Hill at Youngstown State	2/14/04
1.000 (11-11)	Three players	
Last:	Jordan Johnson vs. Green Bay	3/6/16
1.000 (10-10)	Five players	
Last:	Darius Roy vs. Oakland	2/16/19

Rebounds

18	Nathan Schrameyer vs. SEMO	3/2/95
17	Bryce Nze vs. IUPUI	2/16/18
17	Brock Stull at Detroit Mercy	01/27/17
17	Matt Tiby vs. South Dakota	12/17/15
17	Matt Tiby vs. Oakland	2/02/14
17	James Haarsma vs. SW Minn. St.	11/12/11
17	Marcus Skinner vs. Green Bay	2/16/08
16	Four times	
Last:	DeAndre Abram vs. UIC	1/17/19

Assists

15	Jordan Johnson vs. UIC	2/28/16
14	Kaylon Williams at UIC	2/12/11
13	Jordan Johnson vs. Duquesne	11/24/15
13	Marc Mitchell vs. NE Illinois	12/3/92
13	Marc Mitchell vs. Parkside	11/30/91
12	Five times	
Last:	Jordan Johnson at UIC	1/16/16

Steals

8	Von McDade vs. Southern Utah	12/8/90
7	Kelvin Anderson vs. Butler	1/5/95
7	Marc Mitchell vs. Sacramento St.	1/23/93
7	Marc Mitchell vs. Oshkosh	12/3/91
7	Von McDade vs. W. Michigan	1/26/91
7	Von McDade vs. UMKC	12/29/90

Blocked Shots

8	J.J. Panoske vs. Northern Kentucky	1/4/16
7	J.J. Panoske vs. Loyola	2/12/13
6	Ryan Allen at Marquette	12/22/11
5	Nine times	
Last:	J.J. Panoske vs. Detroit	1/24/14

Turnovers

11	Marc Mitchell vs. W. Michigan	12/1/92
8	Six times	
Last:	Jordan Johnson vs. N. Kentucky	2/6/16

Triple-Doubles

Jordan Johnson vs. Youngstown State	2/22/16
10 points/10 assists/10 rebounds	
Kaylon Williams vs. Butler	1/4/11
10 points/10 assists/10 rebounds	
Marc Mitchell vs. UMKC	2/1/93
13 points/11 assists/10 rebounds	
Marc Mitchell vs. Alcorn State	12/7/92
16 points/12 assists/10 rebounds	

Single-Season MKE Team Records



Games

35	2016-17
35	2013-14
34	2011-12
34	2009-10
33	2017-18/2015-16/2010-11

Victories

26	2004-05 (26-6)
24	2002-03 (24-8)
23	1992-93 (23-4)
22	2005-06 (22-9)
21	2013-14 (21-14)
20	2015-16 (20-13)
20	2011-12 (20-14)
20	2009-10 (20-14)
20	2003-04 (20-11)
20	1991-92 (20-8)

Consecutive Victories

11	2004-05
10	1992-93

Points

2618	2015-16
2466	2002-03
2465	2013-14
2400	2004-05
2395	2003-04
2373	1990-91

Scoring Average

84.8	1990-91
79.9	1991-92
79.7	1992-93
79.3	2015-16
77.3	2003-04
77.1	2002-03
75.6	2001-02
75.0	2004-05
74.0	2005-06

Field Goals Made

879	2015-16
874	2002-03
860	2016-17
859	1990-91
838	2003-04
834	2017-18

Field Goals Attempted

1950	2016-17
1927	2015-16
1907	1990-91
1888	2013-14
1872	2017-18
1859	2004-05

Field Goal Percentage

.477 (838-1757)	2003-04
.471 (874-1855)	2002-03
.456 (879-1927)	2015-16
.456 (833-1819)	1991-92
.455 (775-1700)	1992-93

Three-Point Field Goals Made

306	2015-16
272	2016-17
264	2011-12
262	2004-05
257	2001-02

Three-Point FG Attempted

842	2015-16
782	2016-17
763	2011-12
754	2013-14
747	2009-10

Three-Point FG Percentage

.402 (237-589)	1990-91
.389 (206-529)	1992-93
.383 (230-600)	1991-92
.372 (214-575)	2003-04
.366 (244-666)	2000-01

Total Rebounds

1241	2009-10
1194	2015-16
1185	2005-06
1182	2013-14
1182	2008-09

Total Rebound Average

38.4	1992-93
38.2	2005-06
38.1	2008-09
37.8	1990-91
36.5	2009-10

Offensive Rebounds

452	2005-06
433	1990-91
421	2004-05
406	2006-07
392	1992-93

Free Throws Made

604	2013-14
554	2015-16
542	2009-10
506	2010-11
505	2003-04

Free Throws Attempted

823	2013-14
791	2009-10
774	2010-11
719	2005-06
718	2015-16

Free Throw Percentage

.772 (554-718)	2015-16
.746 (379-508)	2018-19
.745 (433-581)	1993-94
.737 (434-589)	2014-15
.734 (604-823)	2013-14

Assists

566	2015-16
542	2002-03
521	2003-04
476	2013-14
476	2001-02

Steals

307	1990-91
283	2002-03
267	2004-05
266	1991-92
264	2001-02
264	1995-96

Blocked Shots

125	2017-18
118	2003-04
114	2004-05
114	2002-03
102	1993-94

Turnovers

481	2003-04
475	2002-03
469	2013-14
467	2011-12
465	2009-10

Personal Fouls

658	1995-96
655	2006-07
649	2003-04
649	2002-03
641	2016-17

Disqualifications

35	1995-96
27	1996-97
27	1994-95
22	2006-07
18	1990-91



Games Played

35	Cody Wichmann	2016-17
35	Brock Stull	2016-17
35	Cameron Harvey	2016-17
35	August Haas	2016-17
35	Bryze Nze	2016-17
35	Jeremiah Bell	2016-17
35	Bryce Barnes	2016-17
35	Kyle Kelm	2013-14
35	Steve McWhorter	2013-14
35	Matt Tiby	2013-14
35	Austin Arians	2013-14

Games Started

35	Cody Wichmann	2016-17
35	Brock Stull	2016-17
35	August Haas	2016-17
35	Steve McWhorter	2013-14
35	Matt Tiby	2013-14
34	Ryan Allen	2011-12
34	Ricky Franklin	2009-10
34	Jerard Ajami	2009-10
34	James Eayrs	2009-10

Minutes Played

1212	Ricky Franklin	2009-10
1195	Steve McWhorter	2013-14
1167	Brock Stull	2016-17
1162	Jordan Johnson	2015-16
1148	Cody Wichmann	2016-17

Points

830	Von McDade	1990-91
661	Shannon Smith	1994-95
647	Dylan Page	2003-04
565	Dylan Page	2002-03
556	Ed McCants	2004-05
550	Clay Tucker	2002-03
531	Ed McCants	2003-04
517	Joah Tucker	2004-05
514	Matt Tiby	2015-16
510	Joah Tucker	2005-06
510	Clay Tucker	2001-02

Scoring Average

29.6	Von McDade	1990-91
24.5	Shannon Smith	1994-95
20.9	Dylan Page	2003-04
20.1	Michael Hughes	1993-94
18.3	Clay Tucker	2002-03

Field Goals Made

274	Von McDade	1990-91
227	Dylan Page	2003-04
209	Dylan Page	2002-03
199	Shannon Smith	1994-95
191	Joah Tucker	2004-05
188	Clay Tucker	2002-03
186	Ed McCants	2003-04
185	Clay Tucker	2001-02
182	Ed McCants	2004-05
179	Joah Tucker	2005-06

Field Goals Attempted

633	Von McDade	1990-91
505	Shannon Smith	1994-95
456	Ed McCants	2004-05
448	Dylan Page	2003-04
439	Clay Tucker	2002-03

Field Goal Percentage (100 att.)

.664 (99-149)	Brett Pahl	2016-17
.662 (100-151)	Bryce Nze	2016-17
.622 (130-209)	Brett Pahl	2017-18
.610 (86-141)	Adrian Tigert	2001-02
.595 (209-351)	Dylan Page	2002-03
.593 (70-118)	Chad Angeli	1997-98
.588 (67-114)	Adrian Tigert	2003-04

Three-Point Field Goals Made

107	Ed McCants	2004-05
104	Ed McCants	2003-04
97	Cody Wichmann	2016-17
96	Von McDade	1990-91
91	Boo Davis	2005-06
87	Pat Easterlin	1992-93

Three-Point Field Goals Attempted

285	Ed McCants	2004-05
266	Cody Wichmann	2016-17
243	Ed McCants	2003-04
242	Von McDade	1990-91
235	Tone Boyle	2010-11
234	Boo Davis	2005-06

Three-Point Field Goal Pct. (45 att.)

.492 (59-120)	Joe Schultz	1990-91
.489 (22-45)	Craig Greene	1990-91
.483 (42-87)	Cody Wichmann	2015-16
.467 (21-45)	Allan Hanson	2005-06
.463 (74-160)	Joe Schultz	1991-92
.443 (66-149)	Tony Meier	2010-11

Free Throws Made

212	Shannon Smith	1994-95
209	Chad Angeli	1998-99
208	Chad Angeli	1999-2000
186	Von McDade	1990-91
172	Michael Hughes	1993-94
169	Matt Tiby	2013-14
161	Matt Tiby	2015-16
156	Jordan Johnson	2015-16
145	Anthony Hill	2010-11
134	Dylan Page	2003-04

Free Throws Attempted

268	Shannon Smith	1994-95
265	Chad Angeli	1999-00
257	Chad Angeli	1998-99
238	Von McDade	1990-91
225	Matt Tiby	2013-14

Free Throw Percentage (min. 40 att.)

.870 (40-46)	Pat Easterlin	1993-94
.864 (95-110)	Jordan Aaron	2012-13
.860 (80-93)	Vance Johnson	2018-19
.857 (36-42)	J.J. Panoske	2014-15
.849 (62-73)	James Eayrs	2008-09
.846 (44-52)	Jeremy Johnson	2016-17
.846 (44-52)	Austin Arians	2015-16
.843 (86-102)	Darius Roy	2018-19

Assists

267	Jordan Johnson	2015-16
215	Kaylon Williams	2011-12
189	Marc Mitchell	1992-93
178	Kaylon Williams	2010-11
156	Marc Mitchell	1991-92
140	Steve McWhorter	2013-14

Assists Average

8.1	Jordan Johnson	2015-16
7.0	Marc Mitchell	1992-93
6.5	Kaylon Williams	2011-12
6.2	Marc Mitchell	1991-92
5.4	Kaylon Williams	2010-11

Rebounds

280	Bryce Nze	2017-18
272	Matt Tiby	2015-16
234	Matt Tiby	2014-15
232	Brock Stull	2016-17
228	Matt Tiby	2013-14
215	DeAndre Abram	2018-19
214	Adrian Tigert	2004-05
212	Anthony Hill	2010-11
212	Adrian Tigert	2005-06
207	Dylan Page	2002-03

Rebound Average

8.5	Bryce Nze	2017-18
8.2	Matt Tiby	2015-16
7.8	Matt Tiby	2014-15
7.3	Adrian Tigert	2005-06
7.3	Randy Doss	1990-91
7.1	Roderick Johnson	1995-96
7.1	Michael Hughes	1993-94

Offensive Rebounds

96	Bryce Nze	2017-18
90	Anthony Hill	2010-11
88	Randy Doss	1990-91
85	James Haarsma	2011-12
85	Roderick Johnson	1995-96
77	Adrian Tigert	2005-06

Steals

97	Von McDade	1990-91
78	Marc Mitchell	1992-93
78	Marc Mitchell	1991-92
65	Clay Tucker	2001-02
59	Clay Tucker	2002-03

Blocks

54	J.J. Panoske	2015-16
48	Bryce Nze	2017-18
46	Brett Pahl	2017-18
41	J.J. Panoske	2012-13
40	Ryan Allen	2011-12
37	Dylan Page	2003-04
37	Eugene Sims	1993-94

Turnovers

125	Kaylon Williams	2011-12
111	Von McDade	1990-91
106	Kaylon Williams	2010-11
102	Ricky Franklin	2009-10
98	Two players	

Personal Fouls

115	Kevin Massiah	2006-07
112	Nate Mielke	2002-03
108	Anthony Hill	2010-11
107	Steve McWhorter	2013-14
105	Bryce Nze	2016-17
103	Tony Meier	2010-11

Games Played

126	Cody Wichmann	2013-17
125	J.J. Panoske	2012-16
125	Kyle Kelm	2010-14
125	Ricky Franklin	2006-10
120	Anthony Hill	2007-11
120	Adrian Tigert	2001-06
119	Tony Meier	2008-12
118	Jason Frederick	1999-2003
118	Ronnie Jones	1999-2003
118	Dan Weisse	1999-2003
116	Chris Hill	2001-06

Games Started

119	Adrian Tigert	2001-06
111	Chad Angeli	1997-2001
110	Ricky Franklin	2006-10
110	Clay Tucker	1999-2003
98	Matt Tiby	2013-16
97	Tony Meier	2008-12
94	Joah Tucker	2003-06
83	Craig Greene*	1990-93
82	J.J. Panoske	2012-16
82	Ronnie Jones	1999-2003

Minutes Played

3820	Ricky Franklin	2006-10
3497	Clay Tucker	1999-2003
3365	Adrian Tigert	2001-06
3222	Chad Angeli	1997-01
2988	Jason Frederick	1999-2003
2849	Ronnie Jones	1999-2003
2841	Pat McCabe	1994-98
2811	Matt Tiby	2013-16
2805	Kyle Kelm	2010-14
2773	Chris Hill	2001-06

Points

1788	Clay Tucker	1999-2003
1417	Chad Angeli	1997-2001
1416	Joah Tucker	2003-06
1388	Dylan Page	2000-04
1332	Matt Tiby	2013-16
1291	Ricky Franklin	2006-10
1185	Jason Frederick	1999-2003
1182	Ronnie Jones	1999-2003
1174	Craig Greene*	1990-93
1091	Adrian Tigert	2001-06
1087	Ed McCants	2003-05

Scoring Average

29.3	Von McDade	1990-91
20.1	Michael Hughes	1993-94
18.5	Shannon Smith	1994-96
17.3	Ed McCants	2003-05
16.6	Marc Mitchell	1991-93

Field Goals Made

614	Clay Tucker	1999-2003
515	Joah Tucker	2003-06
503	Dylan Page	2000-04
440	Craig Greene*	1990-93
433	Ricky Franklin	2006-10

Field Goals Attempted

1504	Clay Tucker	1999-2003
1150	Ricky Franklin	2006-10
1087	Joah Tucker	2003-06
1034	Jason Frederick	1999-2003
976	Ronnie Jones	1999-2003

Field Goal Percentage (400 att.)

.638 (261-409)	Brett Prah	2014-18
.578 (416-720)	Adrian Tigert	2001-06
.568 (407-716)	Chad Angeli	1997-01
.523 (503-961)	Dylan Page	2000-04
.496 (440-886)	Craig Greene	1990-93
.491 (360-733)	Anthony Hill	2007-11
.491 (317-645)	Marc Mitchell	1991-93

Three-Point Field Goals Made

264	Clay Tucker	1999-2003
244	Jason Frederick	1999-2003
211	Ed McCants	2003-05
201	Ronnie Jones	1999-2003
198	Cody Wichmann	2013-17
197	Pat McCabe	1994-98

Three-Point Field Goals Attempted

744	Clay Tucker	1999-2003
644	Jason Frederick	1999-2003
554	Ricky Franklin	2006-10
528	Austin Arians	2012-16
528	Ed McCants	2003-05

Three-Point Field Goal Pct. (150 att.)

.475 (133-280)	Joe Schultz	1990-92
.423 (124-293)	Craig Greene	1990-93
.401 (159-397)	Pat Easterlin	1992-94
.400 (211-528)	Ed McCants	2003-05
.397 (96-242)	Von McDade	1990-91
.391 (198-506)	Cody Wichmann	2013-17

Free Throws Made

602	Chad Angeli	1997-2001
455	Matt Tiby	2013-16
324	Joah Tucker	2003-06
299	Dylan Page	2000-04
296	Clay Tucker	1999-2003
292	Anthony Hill	2007-11

Free Throws Attempted

785	Chad Angeli	1997-2001
574	Matt Tiby	2013-16
477	Joah Tucker	2003-06
436	Anthony Hill	2007-11
413	Clay Tucker	1999-2003
383	Dylan Page	2000-04

Free Throw Percentage (150 att.)

.838 (207-247)	Jordan Aaron	2012-14
.814 (140-172)	Ed McCants	2003-05
.793 (455-574)	Matt Tiby	2013-16
.782 (186-238)	Von McDade	1990-91
.781 (299-383)	Dylan Page	2000-04
.771 (172-223)	Michael Hughes	1993-94
.765 (173-226)	Tony Meier	2008-12

Assists

383	Kaylon Williams	2010-12
345	Marc Mitchell	1991-93
341	Clay Tucker	1999-2003
333	Cyrus Caldwell	1996-99
332	Ricky Franklin	2006-10

Rebounds

760	Adrian Tigert	2001-06
734	Matt Tiby	2013-16
592	Clay Tucker	1999-2003
520	Dylan Page	2000-04
519	Chad Angeli	1997-2001
513	Anthony Hill	2007-11
513	Joah Tucker	2003-06
505	Craig Greene*	1990-93
492	Ricky Franklin	2006-10

Rebound Average

7.5	Matt Tiby	2013-16
7.1	Michael Hughes	1993-94
6.7	Bryce Nze	2016-18
6.3	Adrian Tigert	2001-06
6.1	Paige Paulsen	2007-08
6.1	Craig Greene*	1990-93

Steals

194	Clay Tucker	1999-2003
156	Marc Mitchell	1991-93
131	Ronnie Jones	1999-2003
120	Chris Hill	2001-06
114	Ricky Franklin	2006-10
114	Craig Greene*	1990-93

Blocks

154	J.J. Panoske	2012-16
87	Craig Greene*	1990-93
78	Nate Mielke	2001-04
77	Clay Tucker	1999-2003
74	Dylan Page	2000-04

Turnovers

267	Joah Tucker	2003-06
258	Ricky Franklin	2006-10
252	Chad Angeli	1997-2001
245	Matt Tiby	2013-16
239	Cyrus Caldwell	1996-99

Personal Fouls

340	Ricky Franklin	2006-10
304	Tony Meier	2008-12
302	Chad Angeli	1997-01
289	Pat McCabe	1994-98
275	Anthony Hill	2010-11

Disqualifications

15	Otto McDuffie	1995-97
14	Nathan Schrameyer	1993-96
12	Ricky Franklin	2006-10
11	Chad Angeli	1997-01
11	Roderick Johnson	1995-97

* - Indicates player who also played in non-DI era; those stats are not included in totals

Most Points

120	Illinois	12/3/90
112	UIC	1/11/01
110	Sacramento State	1/9/92

Most Points - First Half

54	at Wisconsin	11/27/93
53	at Xavier	1/26/95
52	UIC	2/18/95
52	at Marquette	12/2/94

Most Points - Second Half

61	UIC	1/9/03
60	Wright State	2/28/91
58	Two Times	
	Last: Cleveland State	1/29/00

Most Field Goals

43	Illinois	12/3/90
41	Wisconsin	11/27/93
41	Sacramento State	1/9/92

Most Field Goal Attempts

84	UIC	1/10/94
83	Bradley	12/20/08
80	South Dakota	12/17/15
80	NE Illinois	12/3/92

Highest Field Goal Percentage

.675 (27-40)	Loyola	12/10/16
.653 (32-49)	Loyola	1/6/07
.648 (35-54)	Duquesne	11/24/15
.647 (33-51)	UMKC	12/12/98
.645 (32-52)	Loyola	2/10/00

Most Three-Point Field Goals

18	Detroit	2/26/00
16	Cleveland State	2/9/19
16	Western Illinois	12/9/17
16	Judson	12/13/15

Most Three-Point Field Goal Attempts

37	Judson	12/13/15
36	Youngstown State	2/7/19
36	Youngstown State	1/5/19
36	Wright State	1/16/10

Three-Point Field Goal Pct (10 made)

.667 (12-18)	Wright State	3/6/09
.650 (13-20)	UIC	12/6/07
.647 (11-17)	Oakland	1/25/16
.636 (14-22)	Cleveland State	12/4/10

Most Free Throws Made

38	UIC	1/9/03
38	UMKC	1/4/92
35	Northern Illinois	2/15/96

Most Free Throws Attempted

54	UIC	1/11/01
47	Butler	1/8/96
46	Florida Atlantic	11/13/10

Highest Free Throw Pct. (10 made)

.947 (18-19)	Green Bay	2/2/98
.938 (15-16)	Cal Davis	11/15/08
.933 (14-15)	Loyola	2/14/07

Most Rebounds

59	Cleveland State	1/15/94
56	Northeastern Illinois	2/13/93
55	UIC	1/11/01
55	Marquette	12/2/94

Rebound Margin

+26	Cleveland State	2/9/95
+25	Valparaiso	1/14/16
+25	Iowa State	11/30/01
+24	Detroit	1/2/99

Most Assists

31	Utah	12/26/92
28	SEMO	3/2/95
26	Two Times	
	Last: 11/30/07 at Marquette	

Most Steals

18	Western Michigan	11/29/97
18	Northern Illinois	2/4/95
16	Valparaiso	12/11/02

Most Blocked Shots

12	Loyola	2/20/97
11	Marquette	11/24/96
10	Six times	
	Last: Green Bay	1/6/17

Most Turnovers

31	Florida International	12/6/02
30	Four times	
	Last: Virginia Tech	12/8/01

Most Personal Fouls

34	Cleveland State	1/29/00
32	Central Michigan	12/19/07
32	Cleveland State	1/2/06

Most Disqualifications

3	Seven times	
	Last: UIC	3/2/10

Fewest Points

21	Mount Senario	12/27/00
37	UC Irvine	11/26/16
38	Wright State	1/12/12
38	Texas Southern	11/20/11
39	Youngstown State	1/7/08

Fewest Points - First Half

11	Mount Senario	12/27/00
12	Valparaiso	3/4/17
13	Texas Southern	11/20/11

Fewest Points - Second Half

10	Mount Senario	12/27/00
11	UIC	1/12/01
15	Stony Brook	1/4/00

Fewest Field Goals

7	Mount Senario	12/27/00
10	Detroit	1/9/97
11	UC Irvine	11/26/16

Fewest Field Goals Attempted

31	Detroit	1/9/97
31	Drake	1/18/92
35	Wisconsin	12/16/01

Lowest Field Goal Percentage

.189 (7-37)	Mount Senario	12/27/00
.215 (14-65)	UIC	2/17/96
.245 (12-49)	Youngstown State	1/7/08

Fewest Three-Point Field Goals

0	Six times	
	Last: Detroit	2/10/12

Fewest Three-Point Field Goals Attempted

4	Green Bay	2/19/96
5	Three times	
	Last: Butler	2/18/99

Lowest Three-Point Field Goal Percentage

.000	Six times	
	Last: Detroit (0-13)	2/10/12

Fewest Free Throws Made

1	Detroit	2/21/06
2	10 times	
	Last: Wisconsin Lutheran	12/16/18

Fewest Free Throws Attempted

0	Green Bay	2/6/99
3	Three times	
	Last: Texas Southern	11/20/11

Lowest Free Throw Pct. (min. 5 att.)

.167 (2-12)	Memphis	11/16/16
.286 (2-7)	Green Bay	3/3/93
.313 (5-16)	Cal State Northridge	1/17/91

Fewest Rebounds

14	Mount Senario	12/27/00
19	Denver	11/13/15
19	Wright State	1/20/15
19	vs. Valparaiso	3/7/14
20	Cleveland State	2/8/03

Fewest Assists

3	Mount Senario	12/27/00
4	Five times	
	Last: Texas Southern	11/20/11

Fewest Steals

0	Four times	
	Last: Detroit	1/18/06

Fewest Turnovers

4	Wisconsin	12/10/14
5	Eight times	
	Last: Oakland	2/11/16

Fewest Personal Fouls

7	Cincinnati	11/16/18
7	Cal State Northridge	1/17/91
8	Belmont	12/19/16
8	South Dakota State	11/27/16
9	Five times	
	Last: Northern Kentucky	1/26/19

Points

2494	2016-17
2469	2013-14
2391	2015-16
2315	2018-19
2314	2009-10

Scoring Average

80.4	1994-95
78.7	1990-91
74.7	2018-19
74.3	1993-94
73.5	1995-96

Field Goals Made

891	2016-17
882	2015-16
869	2013-14
832	2009-10
827	2010-11

Field Goals Attempted

1991	2013-14
1966	2015-16
1915	2016-17
1898	2009-10
1865	2017-18

Field Goal Percentage

.493 (759-1538)	1999-2000
.476 (726-1524)	1994-95
.475 (778-1639)	2006-07
.473 (796-1682)	1990-91
.465 (891-1915)	2016-17

Three-Point Field Goals Made

276	2018-19
267	2016-17
263	2017-18
239	2015-16
216	2010-11

Three-Point FG Attempted

817	2018-19
757	2016-17
689	2017-18
657	2013-14
641	2009-10

Three-Point FG Percentage

.404 (203-502)	1994-95
.392 (186-475)	2014-15
.381 (239-628)	2015-16
.378 (148-391)	1997-98
.377 (263-698)	2017-18

Free Throws Made

559	1995-96
527	2013-14
519	2002-03
516	1994-95
504	2003-04

Free Throws Attempted

836	1995-96
791	1994-95
737	2002-03
710	2006-07
707	2013-14

Free Throw Percentage

.745 (527-707)	2013-14
.744 (375-504)	2017-18
.717 (453-632)	2011-12
.716 (504-704)	2003-04
.7119 (430-604)	2010-11
.7118 (373-524)	2014-15

Rebounds

1241	2013-14
1175	2016-17
1150	2011-12
1142	1993-94
1132	2008-09

Rebound Average

42.2	1993-94
41.1	1994-95
39.6	1992-93
38.9	1995-96
38.5	1990-91

Assists

479	2016-17
443	1994-95
429	1990-91
428	2015-16
426	2018-19

Steals

248	2002-03
240	2013-14
238	2011-12
227	2010-11
222	2009-10

Blocked Shots

134	2017-18
132	2013-14
124	2016-17
121	2006-07
114	2005-06

Turnovers

562	2004-05
561	2002-03
530	1990-91
512	1991-92
512	2001-02

Disqualifications

25	2003-04
23	2009-10
22	2010-11
21	1999-00
20	Two times

**Opponent Individual Records
(Since 1990)**

Points

47	Damon Stringer (Cleveland St.)	1999-00
46	Andy Kaufmann (Illinois)	1990-91
42	Tyler Hall (Montana State)	2016-17

Field Goals Made

16	Damon Stringer (Cleveland St.)	1999-00
15	Tyler Hall (Montana State)	2016-17
15	Andy Kaufmann (Illinois)	1990-91
15	Chase Simon (Detroit)	2009-10

Field Goals Attempted

28	Javan Goodman (Loyola)	1998-99
27	Keifer Sykes (Green Bay)	2013-14
27	Reggie Smith (NE Illinois)	1992-93
27	Andy Kaufmann (Illinois)	1990-91

Three-Point Field Goals Made

10	Desmond Ferguson (Detroit)	1999-00
9	Mark Johnson (SEMO)	1994-95
9	Marc Rybczyk (C. Conn.)	1991-92

Three-Point Field Goals Attempted

18	Marc Rybczyk (C. Conn.)	1991-92
16	Desmond Ferguson (Detroit)	1999-00
16	Mark Johnson (SEMO)	1994-95

Free Throws Made

18	Jared Dudley (Boston College)	2004-05
14	Garrick Vicks (Western Illinois)	1995-96
13	Antoine Davis (Detroit Mercy)	2018-19
13	Gordon Hayward (Butler)	2009-10
13	Kammron Taylor (Wisconsin)	2005-06

Free Throws Attempted

19	Nigel Hayes (Wisconsin)	2015-16
18	Garrick Vicks (Western Illinois)	1995-96
18	Sonny Johnson (Cleveland State)	1998-99
17	Sam Okey (Wisconsin)	1996-97

Rebounds

21	Jared Dudley (Boston College)	2004-05
21	Jerome Sims (Youngstown St.)	1991-92
20	Tim Jackson (Youngstown St.)	1990-91
20	Kerry Sherwood (Southern Utah)	1990-91
20	Reggie Burcy (Chicago State)	1990-91

Assists

13	Jerry Freshwater (SEMO)	1994-95
12	Kay Felder (Oakland) (2x)	2015-16
12	Boney Watson (Sam Houston State)	1997-98
11	Six times	

Steals

7	Rob Edwards (Cleveland State)	2016-17
7	Aaron Hutchins (Marquette)	1996-97
7	Bryce Drew (Valparaiso)	1996-97
7	Shawn Harlan (UIC)	1994-95

Blocked Shots

8	Jim McIlvaine (Marquette)	1993-94
7	Jaja Richards (Loyola)	1996-97
7	Shelby Thurmond (W. Illinois)	1992-93

Turnovers

11	Van Usher (Tennessee Tech)	1990-91
10	Rob Edwards (Cleveland St.)	2015-16
8	Six players	

Minutes

49	Cameron Morse (Youngstown State)	2016-17
----	----------------------------------	---------

	W	L	First	Last
Abilene Christian	1	0	1987	1987
Air Force	2	3	1974	2004
Akron	1	1	1980	1989
Alabama	1	0	2005	2005
Alabama State	1	0	2013	2013
Albany	1	0	2018	2018
Alcorn State	2	0	1992	1992
Allen Bradley	0	1	1949	1956
American College	5	0	1923	1926
Anderson (Ind.)	0	1	1950	1950
Arizona State	0	1	1966	1966
Arkansas	0	1	2014	2014
Arkansas State	1	2	1973	1979
Auburn	0	1	2014	2014
Augustana (S.D.)	2	1	1960	1989
Austin Peay	0	1	1980	1980
Ball State	4	5	1946	2008
Bellarmine	1	0	1969	1969
Belmont	0	2	2016	2017
Belmont Abbey	1	0	1978	1978
Beloit	3	8	1910	1986
Bemidji State	1	1	1986	1989
Bethune Cookman	2	0	1999	2000
Boston College	1	1	2005	2018
Bowling Green	2	1	1975	2010
Bradley	3	2	1965	2013
Brigham Young	0	1	1972	1972
Buffalo	0	6	1967	2018
Butler	12	34	1966	2012
Cal Davis	2	0	2008	2010
Cal State Northridge	5	1	1991	1993
Canisius	0	1	2000	2000
Cardinal Stritch	1	1	1986	1986
Carroll (Wis.)	26	26	1905	1989
Carroll (Mont.)	0	1	1965	1965
Carthage	4	3	1968	1986
Case Western	1	0	1980	1980
Centenary	2	0	1977	1977
C. Connecticut State	1	0	1991	1991
Central Florida	2	0	1990	1991
Central Michigan	12	12	1946	2015
Central State	1	0	1989	1989
Charleston	1	0	1980	1980
Chicago State	10	1	1949	2003
Cincinnati	0	4	1975	2018
Cleveland State	30	22	1994	2019
Colgate	1	0	2009	2009
Colorado	0	4	1983	2001
Colorado College	3	0	1981	1983
Colorado State	0	1	1974	1974
Concordia-St. Paul	4	1	2001	2017
Concordia (Wis.)	37	8	1906	1986
Creighton	1	4	1967	1972
Davidson	2	0	2012	2013

	W	L	First	Last
Dayton	0	1	1994	1994
Defiance	0	1	1967	1967
Denison	1	0	1980	1980
Denver	1	0	2015	2015
DePaul	1	14	1952	2016
Detroit Mercy	29	25	1995	2019
Dominican-Racine	5	0	1966	1973
Drake	1	3	1992	2018
Dubuque	4	2	1966	1968
Duquesne	0	1	2015	2015
East Carolina	1	0	1980	1980
East Tennessee State	0	2	1979	2016
Eastern Illinois	7	12	1949	1994
Eastern Michigan	5	7	1968	1993
Endinboro State	1	0	1969	1969
Elmhurst	1	0	1967	1967
Elon	1	0	2017	2017
Eureka	1	0	1984	1984
Evansville	0	3	1979	1997
Fairfield	2	2	1993	2012
Fairleigh Dickinson	2	2	1974	1999
Ferris State	3	4	1969	1989
Florida	0	1	2006	2006
Florida Atlantic	1	2	1995	2010
Florida International	4	1	1990	2018
Florida State	0	3	1971	1975
Georgia	0	1	2002	2002
George Williams	5	1	1934	1943
Georgia Southern	1	1	1972	1974
Georgia Southwest	2	0	1970	1976
Gonzaga	1	1	1976	1978
Grand Valley State	1	3	1981	1990
Green Bay	25	39	1971	2019
Hamline	0	2	1936	1937
Hawai'i	2	0	2005	2006
Hillsdale	1	0	2009	2009
Houston Baptist	2	0	1977	1978
Howard	3	0	1976	1979
Huron (S.D.)	0	1	1986	1986
IPFW	0	1	1987	1987
IUPUI	5	5	1986	2019
Idaho	0	1	1978	1978
Idaho State	1	0	2003	2003
Illinois	1	4	1932	2005
Illinois Benedictine	1	1	1983	1986
Illinois State	5	11	1949	1980
Illinois Tech	12	7	1947	1995
Indiana State	2	6	1962	2009
Indianapolis	1	1	1989	1989
Iona	0	2	1978	1979
Iowa	0	2	1968	2000
Iowa State	1	4	1995	2017
Jacksonville	2	3	1975	2017
Jackson State	1	2	1979	1980

	W	L	First	Last
James Madison	1	0	2013	2013
Jordan College	2	0	1937	1938
Judson	2	0	2013	2015
Kansas	0	1	2004	2004
Kansas City	7	5	1989	2018
Lakehead (Ontario)	0	1	1983	1983
Lakeland	8	4	1965	1989
Lake Forest	2	0	1968	1970
Lake Superior State	2	0	1988	1989
La Salle	0	1	1995	1995
Lawrence	3	12	1902	1955
Lewis	7	1	1914	1988
Lincoln	0	1	1960	1960
Lipscomb	2	0	2000	2015
LIU Brooklyn	1	0	2018	2018
Long Beach State	0	1	1970	1970
Long Island	1	1	1972	1972
Loras	10	8	1956	1986
Loiusiana-LaFayette	1	0	2014	2014
Louisville	0	1	2001	2001
Loyola Chicago	31	22	1924	2017
Loyola Marymount	2	1	1968	2008
Luther	1	1	1951	1952
MSOE	3	0	1985	1986
Macalester	3	1	1949	1957
Maine	3	2	1978	2002
Manhattan	2	1	1973	2004
Mankato State	0	2	1987	1988
Marian	4	0	1984	1986
Marquette	0	39	1902	2011
Marshall	0	1	1975	1975
Mary (N.D.)	2	0	1987	2012
McNeese State	1	1	1978	1980
Memphis	0	4	1973	2016
Mercer	1	1	1973	1973
Miami (Ohio)	1	2	1947	2009
Michigan	0	1	2006	2006
Michigan State	0	1	2011	2011
Michigan-Central	0	1	1948	1948
Michigan Tech	5	2	1954	1999
Milton	18	4	1915	1982
Minnesota	1	1	1972	2015
Minnesota-Crookston	1	0	2014	2014
Minnesota-Duluth	1	2	1977	1984
Minnesota-Morris	1	0	1996	1996
Mississi Valley State	2	0	2002	2002
Missouri-Rolla	6	2	1970	1973
Missouri State	1	2	2002	2006
Missouri-St. Louis	6	5	1968	1978
Monmouth	2	1	1967	1969
Montana	3	2	1965	2016
Montana State	3	1	1991	2017
Morehead State	1	1	1991	1991
Mount Senario	2	0	1986	2000

All-Time Series Records



	W	L	First	Last		W	L	First	Last		W	L	First	Last
Mount St. Paul	1	0	1969	1969	St. Cloud State	0	2	1987	1988	UTEP	0	1	1971	1971
MSOE	1	0	2016	2016	St. Cloud Teachers	0	1	1958	1958	Upper Iowa	4	0	1983	2008
Murray State	0	1	2015	2015	St. Francis	1	0	1975	1975	Utah	0	6	1990	1999
New Hampshire	2	0	1993	1993	St. John's (Minn.)	1	1	1905	1984	Utah State	0	1	1974	1974
New Orleans	0	4	1970	1976	St. Joseph's (Ind.)	3	1	1966	1969	Valparaiso	13	22	1977	2017
Niagara	1	1	2010	2011	Saint Louis	2	2	1978	2005	Villanova	0	1	2014	2014
Nichols State	2	0	1991	1991	St. Mary's (Minn.)	1	3	1932	1965	Virginia Tech	1	1	1977	2001
North Carolina-Wilmington	0	2	1977	1977	St. Mary's (Tex.)	1	0	1973	1973	Virginia Union	0	2	1980	1989
North Central	4	0	1936	1988	St. Norbert	32	25	1936	1989	Viterbo	1	0	1988	1988
North Carolina State	0	1	2003	2003	St. Peter's (N.J.)	1	0	1971	1971	Washburn	1	1	1965	1965
North Dakota	1	4	1975	2018	St. Scholastica	2	0	1981	1982	Washington (Mo.)	2	0	1967	1968
North Dakota State	1	4	1965	2009	St. Xavier	2	6	1982	1987	Washington State	0	1	2006	2006
North Park	1	5	1967	1985	Sam Houston State	0	4	1997	2007	Wayne State	5	1	1967	1989
Northland	3	1	1967	1985	Samford	1	2	1970	1978	Weber State	0	1	1966	1966
Northeast Missouri	1	1	1968	1970	San Diego	2	0	2000	2001	West Georgia	1	0	1988	1988
Northeastern	0	1	2013	2013	San Francisco State	1	0	1973	1973	West Texas State	1	1	1975	1975
NE Illinois	16	10	1980	1997	San Jose State	1	0	2013	2013	West Virginia	1	0	1980	1980
Northern Arizona	1	0	1968	1968	Santa Clara	1	1	2003	2015	Western Illinois	16	16	1963	2017
Northern Colorado	2	0	1978	1989	Shaw (Mich.)	1	0	1975	1975	Western Kentucky	1	2	1977	2009
Northern Illinois	13	17	1947	2017	Siena	0	1	1994	1994	Western Michigan	4	8	1989	2018
Northern Iowa	3	5	1941	2013	Silver Lake	1	0	1976	1976	Western Ontario	2	0	1967	1967
Northern Kentucky	3	7	2016	2019	South Alabama	1	1	1970	1970	Winona State	3	0	1974	1990
Northern Michigan	9	9	1959	1990	South Carolina	0	1	2012	2012	Wichita State	0	1	1975	1975
NE Illinois	0	1	1980	1987	South Dakota	2	2	1972	2015	Wisconsin	2	32	1901	2017
Northwestern	7	6	1923	1998	South Dakota State	5	1	2004	2016	Wisconsin Lutheran	1	0	2018	2018
Notre Dame	0	2	2003	2015	Southern Illinois	1	5	1971	2003	Wis.-Eau Claire	11	16	1931	1989
Oakland (Mich.)	11	8	1969	2019	Southern Mississippi	0	1	1975	1975	Wis.-La Crosse	19	34	1912	2017
Oglethorpe	2	0	1973	1975	Southern Utah	2	3	1966	1993	Wis.-Oshkosh	53	55	1902	1991
Ohio	0	1	2016	2016	SW Baptist	0	1	1989	1989	Wis.-Parkside	15	16	1971	2004
Ohio Dominican	1	0	2012	2012	SW Minnesota State	1	0	2011	2011	Wis.-Platteville	43	51	1913	1990
Ohio State	0	2	1971	1972	SW Texas State	1	0	1976	1976	Wis.-River Falls	20	13	1916	1986
Oklahoma	1	0	2006	2006	Stephen F. Austin	0	1	2018	2018	Wis.-Stevens Point	36	41	1911	1988
Oklahoma City	0	3	1968	1979	Stetson	3	0	1971	1996	Wis.-Stout	12	3	1946	1986
Oklahoma State	0	1	2014	2014	Stony Brook	2	0	1998	2000	Wis.-Superior	12	7	1932	1985
Omaha	1	3	1975	2011	TCU	0	1	2012	2012	Wis.-Whitewater	76	44	1908	1987
Oral Roberts	0	5	1972	2014	Taylor	1	1	1986	1988	Wittenberg	1	1	1961	1961
Pan American	2	2	1977	1979	Tennessee	0	1	1974	1974	Wright State	30	30	1977	2019
Portland	0	1	2010	2010	Tennessee Chattanooga	1	1	1990	1991	Wyoming	3	0	2005	2007
Portland State	1	1	1977	1979	Tennessee Tech	2	4	1989	2013	Xavier	1	2	1972	1995
Prairie View	2	0	2003	2004	Texas-Arlington	0	1	1980	1980	Youngstown State	31	14	1974	2019
Purdue	1	0	2005	2005	Texas-San Antonio	0	2	1996	1997					
Purdue-Calumet	0	1	1987	1987	Texas Southern	2	2	1975	2011					
Quincy	2	2	1968	1989	Texas State	1	0	2009	2009					
Radford	1	0	2006	2006	Toledo	0	1	1997	1997					
Rider	0	1	2012	2012	Towson State	1	0	1980	1980					
Ripon	4	2	1912	1970	Tri-State	0	1	1998	1998					
Robert Morris	2	0	1977	1977	Trinity Int'l	2	0	1998	2015					
Rocky Mountain	1	0	1973	1973	Troy State	0	1	1999	1999					
Roosevelt	7	3	1982	1987	Tulsa	1	1	1976	1977					
Rosary	5	1	1982	1988	UAB	0	1	2006	2006					
SEMO	1	5	1950	2002	UALR	2	2	1978	2012					
SIUE	9	5	1970	2015	UC Irvine	1	0	2016	2016					
Sacramento State	3	1	1992	1993	UIC	47	28	1969	2019					
St. Bonaventure	0	2	1978	1979	UNLV	0	1	1966	1966					

• Non-collegiate opponents for late 19th and early 20th century are not listed

• Exhibition games are not counted in series records

• Some school names have been changed to reflect their current name

School	W	L	First	Last
Air Force	1	1	2004	2004
Alabama	1	0	2005	2005
Alabama State	1	0	2013	2013
Albany	1	0	2018	2018
Alcorn State	2	0	1992	1992
Arkansas	0	1	2014	2014
Auburn	0	1	2014	2014
Ball State	1	2	1999	2008
Belmont	0	2	2016	2017
Bethune Cookman	2	0	1999	2000
Boston College	1	1	2005	2018
Boise State	0	1	2004	2004
Bowling Green	2	0	2009	2010
Bradley	2	1	2007	2013
Buffalo	0	3	2011	2018
Butler	12	31	1995	2012
Cal Davis	2	0	2008	2010
Cal State Northridge	5	1	1991	1993
Canisius	0	1	2000	2000
Central Connecticut State	1	0	1991	1991
Central Florida	2	0	1990	1991
Central Michigan	6	2	1991	2015
Chicago State	9	0	1991	2003
Cincinnati	0	2	1999	2018
Cleveland State	30	22	1994	2019
Colgate	1	0	2009	2009
Colorado	0	2	2000	2001
Concordia - St. Paul	4	1	2001	2017
Davidson	2	0	2012	2013
Dayton	0	1	1994	1994
DePaul	1	5	2010	2016
Denver	1	0	2015	2015
Detroit Mercy	29	25	1995	2019
Drake	1	3	1992	2018
Duquesne	0	1	2015	2015
East Tennessee State	0	1	2016	2016
Eastern Illinois	2	2	1990	1994
Eastern Michigan	1	2	1991	1993
Elon	1	0	2017	2017
Evansville	0	1	1997	1997
Fairfield	2	2	1993	2012
Fairleigh Dickinson	1	1	1997	1999
Florida	0	1	2006	2006
Florida Atlantic	1	2	1995	2010
Florida International	3	1	1991	2018
Georgia	0	1	2002	2002
Green Bay	25	34	1992	2019
Hawai'i	2	0	2005	2005
Hillsdale	1	0	2009	2009
IUPUI	3	4	2011	2019
Idaho State	1	0	2003	2003
Illinois	0	3	1990	2005
Illinois Tech	2	0	1990	1995
Indiana State	1	3	1997	2000
Iowa	0	1	2000	2000
Iowa State	1	4	1995	2017
Jacksonville	2	1	2012	2017
James Madison	1	0	2013	2013
Judson	2	0	2013	2015
Kansas	0	1	2004	2004
Kansas City	6	4	1990	2018
La Salle	0	1	1995	1995
Lipscomb	2	0	2000	2015
LIU Brooklyn	1	0	2018	2018
Louisiana-LaFayette	1	0	2014	2014
Louisville	0	1	2001	2001
Loyola Chicago	29	16	1995	2017
Loyola Marymount	1	0	2008	2008
Maine	2	1	1992	2002
Manhattan	1	1	2004	2004
Marquette	0	11	1994	2011
Mary	1	0	2012	2012
Memphis	0	2	2005	2016
Miami (Ohio)	1	1	2008	2009
Michigan	0	1	2006	2006
Michigan State	0	1	2011	2011
Michigan Tech	1	0	1999	1999
Minnesota	1	0	2015	2015
Minnesota-Crookston	1	0	2014	2014
Minnesota-Morris	1	0	1996	1996
Mississippi Valley State	2	0	2002	2002
Missouri State	1	2	2002	2006

School	W	L	First	Last
Montana	3	1	2003	2016
Montana State	3	1	1991	2017
Morehead State	1	1	1991	1991
Mount Senario	1	0	2000	2000
MSOE	1	0	2016	2016
Murray State	0	1	2015	2015
New Hampshire	2	0	1993	1993
Niagara	1	1	2010	2010
Nichols State	2	0	1991	1991
North Carolina State	0	1	2003	2003
North Dakota	0	2	2018	2018
North Dakota State	1	1	2009	2009
Northeastern	0	1	2013	2013
Northeastern Illinois	7	7	1991	1997
Northern Illinois	8	7	1992	2017
Northern Iowa	2	4	2006	2013
Northern Kentucky	3	7	2015	2019
Northwestern	0	2	1998	2011
Notre Dame	0	2	2003	2015
Oakland	6	7	2005	2019
Ohio	0	1	2016	2016
Ohio Dominican	1	0	2012	2012
Oklahoma	1	0	2006	2006
Oklahoma State	0	1	2014	2014
Omaha	2	0	2001	2011
Oral Roberts	0	1	2014	2014
Portland	0	1	2010	2010
Prairie View	2	0	2003	2004
Purdue	1	0	2005	2005
Radford	1	0	2006	2006
Rice	1	0	2004	2004
Rider	0	1	2012	2012
SEMO	1	4	1992	2002
SIUE	3	1	2009	2015
Sacramento State	3	1	1992	1993
Saint Louis	2	0	2004	2005
Sam Houston State	0	4	1997	2007
San Diego	2	0	2000	2001
San Jose State	1	0	2013	2013
Santa Clara	1	1	2003	2015
Siena	0	1	1994	1994
South Carolina	0	1	2012	2012
South Dakota	0	2	2014	2015
South Dakota State	5	1	2004	2016
Southern Illinois	0	2	2003	2003
Southern Utah	1	3	1990	1993
Southwest Minnesota State	1	0	2011	2011
Stephen F. Austin	0	1	2018	2018
Stetson	2	0	1995	1996
Stony Brook	2	0	1998	2000
TCU	0	1	2012	2012
Tennessee Chattanooga	1	1	1990	1991
Tennessee Tech	2	3	1990	2013
Texas-San Antonio	0	2	1996	1997
Texas Southern	1	0	2011	2011
Texas State	1	0	2009	2009
Toledo	0	1	1997	1997
Tri-State	0	1	1998	1998
Trinity International	2	0	1998	2015
Troy State	1	0	1999	1999
UAB	0	1	2006	2006
UALR	1	1	2011	2012
UC Irvine	1	0	2016	2016
UIC	33	27	1994	2019
Upper Iowa	3	0	2005	2008
Utah	0	6	1990	1999
Valparaiso	11	21	1994	2017
Villanova	0	1	2014	2014
Virginia Tech	1	0	2001	2001
Washington State	0	1	2006	2006
Western Illinois	6	8	1992	2017
Western Kentucky	0	1	2009	2009
Western Michigan	4	7	1991	2018
Wisconsin	2	23	1992	2017
Wisconsin Lutheran	1	0	2018	2018
Wisconsin-La Crosse	1	0	2017	2017
Wisconsin-Oshkosh	1	0	1991	1991
Wisconsin-Parkside	5	1	1991	2004
Wright State	29	29	1991	2019
Wyoming	3	0	2005	2007
Xavier	0	1	1995	1995
Youngstown State	28	14	1991	2019

MILWAUKEE®

12/4/01	Milwaukee	W	84-47
12/4/00	Chicago	W	72-55
2/15/00	Milwaukee	W	79-61
3/2/94	Milwaukee	W	83-45
2/8/93	Milwaukee	W	65-64
1/30/93	Chicago	W	78-60
2/26/91	Milwaukee	W	86-77
1/19/91	Chicago	W	101-94

Cincinnati			0-2
Home/Away/Neutral: 0-0/0-2/0-0			
11/16/18	Cincinnati	L	63-74
12/27/99	Cincinnati	L	60-93

Cleveland State			30-22
Home/Away/Neutral: 19-7/10-15/1-0			
2/9/19	Cleveland	L	68-78
1/3/19	Milwaukee	W	83-76
1/27/18	Milwaukee	W	70-47
1/6/18	Cleveland	W	67-63
1/20/17	Milwaukee	W	63-62
12/31/16	Cleveland	L	53-62
2/20/16	Milwaukee	W	88-54
1/9/16	Cleveland	W	65-62
2/22/15	Milwaukee	W	66-60
1/2/15	Cleveland	L	57-84
2/22/14	Cleveland	L	50-74
1/4/14	Milwaukee	L	49-77
2/17/13	Cleveland	L	67-88
1/17/13	Milwaukee	W	69-57
2/14/12	Milwaukee	W	86-84
1/22/12	Cleveland	L	57-83
2/24/11	Cleveland	W	87-83
12/4/10	Milwaukee	L	59-82
3/5/10	Indianapolis, Ind. ^{HUT}	W	82-75
2/18/10	Milwaukee	W	69-59
1/24/10	Cleveland	L	72-73
2/12/09	Cleveland	L	61-70
1/17/09	Milwaukee	W	77-75
2/20/08	Cleveland	L	64-74
1/26/08	Milwaukee	W	79-71
1/29/07	Milwaukee	W OT	57-56
1/11/07	Cleveland	W	60-48
2/11/06	Cleveland	W	86-57
1/2/06	Milwaukee	W	75-68
2/26/05	Cleveland	W	81-59
1/20/05	Milwaukee	W	85-65
2/28/04	Milwaukee	W	88-63
1/22/04	Cleveland	W	78-64
2/8/03	Milwaukee	W	86-69
1/4/03	Cleveland	W	70-58
2/21/02	Cleveland	L	67-69
1/24/02	Milwaukee	W	78-69

2/22/01	Milwaukee	W	86-68
1/27/01	Cleveland	L	34-57
2/24/00	Cleveland	W	70-67
1/29/00	Milwaukee	L OT	105-109
2/16/99	Milwaukee	L	64-75
1/30/99	Cleveland	L	68-72
1/31/98	Milwaukee	W	81-78
1/5/98	Cleveland	L	47-70
2/8/97	Cleveland	L	54-56
1/11/97	Milwaukee	L	67-74
2/8/96	Cleveland	W	97-84
1/4/96	Milwaukee	W	73-55
2/9/95	Milwaukee	L	64-87
2/5/94	Milwaukee	L	97-75
1/15/94	Cleveland	L	60-84

Colgate			1-0
Home/Away/Neutral: 0-0/0-0/1-0			
11/24/09	Fort Worth, Tex.	W	69-60

Colorado			0-2
Home/Away/Neutral: 0-1/0-1/0-0			
12/30/01	Boulder	L	87-93
12/30/00	Milwaukee	L OT	71-74

Concordia-St. Paul			4-1
Home/Away/Neutral: 4-1/0-0/0-0			
11/17/17	Milwaukee	L	55-69
11/29/14	Milwaukee	W	64-59
11/13/09	Milwaukee	W	89-73
11/25/03	Milwaukee	W	90-62
11/17/01	Milwaukee	W	77-63

Davidson			2-0
Home/Away/Neutral: 1-0/1-0/0-0			
11/11/13	Davidson	W	81-77
11/17/12	Milwaukee	W	73-68

Dayton			0-1
Home/Away/Neutral: 0-0/0-1/0-0			
12/27/94	Dayton	L	70-84

Denver	1-0
Home/Away/Neutral: 0-0/0-0/1-0	
11/13/15 Santa Clara, Calif. W	71-58

DePaul			1-5
Home/Away/Neutral: 1-1/0-4/0-0			
11/20/16	Chicago	L	59-77
12/7/14	Chicago	L	61-83
11/19/13	Milwaukee	L	71-80
12/9/12	Chicago	L	50-84
12/5/11	Chicago	W	87-76

12/14/10	Chicago	L	47-61
Detroit Mercy			29-25
Home/Away/Neutral: 17-9/10-15/2-1			
2/14/19	Milwaukee	L	84-90
1/12/19	Detroit	L	84-93
2/22/18	Detroit	W	72-49
12/30/17	Milwaukee	W	87-79
3/3/17	Detroit, Mich. ^{HLT}	W	85-60
2/24/17	Milwaukee	L	74-81
1/27/17	Detroit	W OT	73-69
2/13/16	Detroit	L	66-80
1/23/16	Milwaukee	W	83-80
1/31/15	Milwaukee	W	78-74
1/4/15	Detroit	L	67-83
3/4/14	Milwaukee ^{HLT}	W	83-73
2/27/14	Detroit	W	68-62
1/24/14	Milwaukee	L	54-73
2/7/13	Milwaukee	L	74-82
1/3/13	Detroit	L	59-74
2/10/12	Detroit	L	57-58
1/14/12	Milwaukee	W	84-74
1/28/11	Milwaukee	W	72-67
1/1/11	Detroit	W OT	84-81
2/13/10	Detroit	W	71-60
1/14/10	Milwaukee	L	65-81
2/28/09	Detroit	W	68-63
12/4/08	Milwaukee	W	71-62
1/31/08	Detroit	L	61-72
1/5/08	Milwaukee	W	55-53
1/25/07	Detroit	L OT	84-91
1/4/07	Milwaukee	W OT	65-64
2/21/06	Milwaukee	W	76-57
1/18/06	Detroit	W	72-71
3/8/05	Milwaukee ^{HLT}	W	59-58
1/22/05	Detroit	W	61-48
1/3/05	Milwaukee	L	68-76
3/6/04	Indianapolis ^{HLT}	W	58-50
1/24/04	Detroit	W	85-68
1/5/04	Milwaukee	W	82-74
2/6/03	Milwaukee	W	61-50
1/2/03	Detroit	W	73-72
2/23/02	Detroit	L	61-94
1/26/02	Milwaukee	W	66-48
2/24/01	Milwaukee	W	80-69
2/25/01	Detroit	L	51-54
2/26/00	Detroit	L	48-88
1/27/00	Milwaukee	W	64-59
1/28/99	Detroit	L	53-78
1/2/99	Milwaukee	L	54-71
2/28/99	Green Bay, Wis. ^{MCCT}	L	60-74
1/29/98	Milwaukee	L	68-83
1/3/98	Detroit	L	56-83

2/6/97	Detroit	L	52-67
1/9/97	Milwaukee	W	47-46
2/5/96	Milwaukee	L	65-69
1/13/96	Detroit	L	59-76
1/30/95	Milwaukee	L	59-69

Drake **1-3**
Home/Away/Neutral: 0-2/1-1/0-0

12/6/18	Milwaukee	L	61-75
11/24/07	Milwaukee	L	59-80
2/17/07	Des Moines	L	76-84
1/18/92	Des Moines	W	47-46

Duquesne **0-1**
Home/Away/Neutral: 0-0/0-0/0-1

11/24/15	Estero, Fla.	L OT	92-96
----------	--------------	------	-------

East Tennessee State **0-1**
Home/Away/Neutral: 0-0/0-0/0-1

11/25/16	Sioux Falls, S.D.	L	62-86
----------	-------------------	---	-------

Eastern Illinois **2-2**
Home/Away/Neutral: 2-0/0-2/0-0

2/19/94	Milwaukee	W	70-59
1/29/94	Charleston	L	50-52
2/6/92	Milwaukee	W	78-60
12/12/90	Charleston	L	59-67

Eastern Michigan **1-2**
Home/Away/Neutral: 0-2/1-0/0-0

12/6/93	Milwaukee	L OT	94-102
2/19/92	Ypsilanti	W	90-74
1/22/91	Milwaukee	L	75-79

Elon **1-0**
Home/Away/Neutral: 1-0/0-0/0-0

11/19/17	Milwaukee	W	72-71
----------	-----------	---	-------

Evansville **0-1**
Home/Away/Neutral: 0-0/0-1/0-0

11/19/97	Evansville	L	51-69
----------	------------	---	-------

Fairfield **2-2**
Home/Away/Neutral: 2-0/0-2/0-0

12/12/12	Bridgeport	L	46-62
2/18/12	Milwaukee	W	67-63
12/31/93	Bridgeport	L	65-83
1/2/93	Milwaukee	W	75-59

Fairleigh Dickinson **1-1**
Home/Away/Neutral: 1-0/0-0/0-0

12/11/99	Milwaukee	W	76-59
12/22/97	Teaneck, N.J.	L	77-91

Florida **0-1**
Home/Away/Neutral: 0-0/0-0/0-1

3/18/06	Jacksonville, Fla. ^{NCAA}	L	60-82
---------	------------------------------------	---	-------

Florida Atlantic **1-2**
Home/Away/Neutral: 0-0/0-1/1-1

11/13/10	Portland, Ore.	L	76-85
11/24/00	Miami, Fla.	W	78-60
3/4/95	Boca Raton	L	59-68

Florida International **3-1**
Home/Away/Neutral: 2-0/0-1/1-0

11/13/18	Miami, Fla.	L	83-86
11/18/17	Milwaukee	W	66-51
12/6/02	Springfield, Mo.	W	61-48
3/2/91	Milwaukee	W	87-65

Georgia **0-1**
Home/Away/Neutral: 0-0/0-1/0-0

12/28/02	Athens	L	69-89
----------	--------	---	-------

Green Bay **25-34**
Home/Away/Neutral: 16-12/8-20/1-2

2/1/19	Green Bay	L	74-90
12/29/18	Milwaukee	L	82-92
2/2/18	Milwaukee	W	76-58
1/15/18	Green Bay	L OT	92-99
2/18/17	Milwaukee	L	56-80
1/6/17	Green Bay	L	74-80
3/6/16	Detroit, Mich. ^{HLT}	L	61-70
2/15/16	Green Bay	L	68-70
1/29/16	Milwaukee	W	95-94
2/5/15	Green Bay	L	70-81
1/9/15	Milwaukee	L	63-79
3/8/14	Green Bay ^{HLT}	W OT	73-66
2/8/14	Green Bay	W	73-63
1/12/14	Milwaukee	L OT	86-93
3/5/13	Green Bay ^{HLT}	L	46-62
2/26/13	Green Bay	L	61-78
1/25/13	Milwaukee	L	54-74
2/4/12	Green Bay	W	81-75
1/7/12	Milwaukee	W	64-63
2/5/11	Milwaukee	W	88-75
1/8/11	Green Bay	L	64-69
2/6/10	Green Bay	L	54-61
1/9/10	Milwaukee	W	71-51
2/7/09	Green Bay	L	68-72
1/9/09	Milwaukee	L OT	75-77
2/16/08	Milwaukee	W	66-56
1/19/08	Green Bay	W	65-61
2/24/07	Green Bay	W	74-73
1/27/07	Milwaukee	L	67-73
1/14/06	Green Bay	L	77-84

12/17/05	Milwaukee	W	80-60
1/29/05	Green Bay	L	72-76
1/15/05	Milwaukee	W	86-56
1/31/04	Milwaukee	W	81-70
1/17/04	Green Bay	W	82-70
2/10/03	Milwaukee	W	78-54
1/18/03	Green Bay	L	68-79
2/25/02	Green Bay	W	76-66
1/5/02	Milwaukee	W	63-51
2/3/01	Milwaukee	W	79-57
1/6/01	Green Bay	L	49-53
3/4/00	Chicago, Ill. ^{MCCT}	W	62-58
2/5/00	Milwaukee	W	67-42
1/8/00	Green Bay	L	65-67
2/27/99	Chicago, Ill. ^{MCCT}	L	66-72
2/6/99	Milwaukee	W	59-57
1/7/99	Green Bay	L	66-74
2/2/98	Green Bay	L	72-80
1/10/98	Milwaukee	L	51-68
2/24/97	Milwaukee	L	46-62
1/27/97	Green Bay	L	49-62
2/19/96	Green Bay	L	66-81
1/18/96	Milwaukee	L	54-67
2/20/95	Green Bay	L	43-63
1/15/95	Milwaukee	L	58-79
2/24/94	Green Bay	W	58-55
1/26/94	Milwaukee	L	42-64
3/3/93	Green Bay	W	61-48
1/13/93	Milwaukee	W OT	75-68

Hawai'i **2-0**
Home/Away/Neutral: 1-0/1-0/0-0

12/10/05	Milwaukee	W	58-52
2/19/05	Honolulu	W	87-81

Hillsdale **1-0**
Home/Away/Neutral: 1-0/0-0/0-0

11/21/09	Milwaukee	W	62-54
----------	-----------	---	-------

IUPUI **3-4**
Home/Away/Neutral: 2-2/1-2/0-0

2/22/19	Indianapolis	L	60-67
1/19/19	Milwaukee	W	64-57
2/16/18	Milwaukee	L OT	71-76
1/10/18	Indianapolis	L	71-72
11/19/14	Milwaukee	L	68-70
2/23/13	Indianapolis	W OT2	95-88
11/18/11	Milwaukee	W	62-49

Idaho State **1-0**
Home/Away/Neutral: 0-0/0-0/1-0

12/30/04	Santa Clara, Calif.	W	85-70
----------	---------------------	---	-------

Illinois	0-3
Home/Away/Neutral: 0-0/0-2/0-1	
3/24/05 Rosemont, Ill. ^{NCAA} L	63-77
12/6/00 Champaign L	44-85
12/3/90 Champiagn L OT2	116-120

Illinois Tech	2-0
Home/Away/Neutral: 2-0/0-0/0-0	
11/24/95 Milwaukee W	101-63
11/23/90 Milwaukee W	88-66

Indiana State	1-3
Home/Away/Neutral: 0-1/0-1/1-1	
11/17/09 Baton Rouge, La. L	63-76
11/30/02 New Orleans, La. W	71-59
12/1/98 Terre Haute L	66-79
12/9/97 Milwaukee L	62-74

Iowa	0-1
Home/Away/Neutral: 0-0/0-1/0-0	
11/19/00 Iowa City L	79-83

Iowa State	1-4
Home/Away/Neutral: 0-0/1-4/0-0	
11/13/17 Ames W	74-56
11/16/08 Ames L	61-79
11/30/01 Ames L	62-71
12/8/99 Ames L	64-78
11/28/95 Ames L	52-63

Jacksonville	2-1
Home/Away/Neutral: 1-0/1-0/0-1	
12/5/17 Jacksonville W	62-52
11/30/16 Milwaukee W	72-67
11/24/12 Puerto Vallarta, Mex. L	66-71

James Madison	1-0
Home/Away/Neutral: 0-0/0-0/1-0	
11/16/13 DeKalb, Ill. W	77-66

Judson	2-0
Home/Away/Neutral: 2-0/0-0/0-0	
12/13/15 Milwaukee W	125-74
11/26/13 Milwaukee W	89-56

Kansas	0-1
Home/Away/Neutral: 0-0/0-0/0-1	
12/22/04 Kansas City, Mo. L	62-73

Kansas City	6-4
Home/Away/Neutral: 3-2/3-2/0-0	
12/13/18 Kansas City W	69-66
12/3/14 Milwaukee W	65-56

11/30/13 Kansas City W	84-79
11/27/99 Kansas City W	70-68
12/12/98 Milwaukee L	68-88
2/1/93 Kansas City L	77-99
1/27/93 Milwaukee W	73-57
1/25/92 Milwaukee L	58-81
1/4/92 Kansas City L	74-82
12/29/90 Milwaukee W	95-88

LaSalle	0-1
Home/Away/Neutral: 0-0/0-1/0-0	
2/25/95 Philadelphia L	51-80

Lipscomb	2-0
Home/Away/Neutral: 1-0/0-0/1-0	
11/14/15 Santa Clara, Calif. W	71-65
11/21/00 Milwaukee W	74-58

LIU Brooklyn	1-0
Home/Away/Neutral: 1-0/0-0/0-0	
11/20/18 Milwaukee W OT	92-87

Louisiana-LaFayette	1-0
Home/Away/Neutral: 0-0/0-0/1-0	
11/24/14 Las Vegas, Nev. W	56-52

Louisville	0-1
Home/Away/Neutral: 0-0/0-1/0-0	
12/7/01 Louisville L	75-90

Loyola	29-16
Home/Away/Neutral: 16-8/13-8/0-0	
12/15/17 Milwaukee W	73-56
12/10/16 Chicago L	56-72
11/8/13 Chicago L	72-76
2/12/13 Milwaukee W	71-53
1/30/13 Chicago L	65-76
2/25/12 Chicago W	78-69
12/1/11 Milwaukee W	59-41
2/10/11 Chicago W	66-57
1/15/11 Milwaukee L	65-71
2/25/10 Chicago W	63-61
12/5/09 Milwaukee L	64-69
3/3/09 Milwaukee ^{HLT} W	77-68
1/28/09 Milwaukee W	72-58
1/3/09 Chicago W	80-66
3/4/08 Milwaukee ^{HLT} L	51-57
2/28/08 Milwaukee W	68-53
12/8/07 Chicago L OT	68-73
2/14/07 Milwaukee L	56-66
1/6/07 Chicago L	74-87
3/4/06 Milwaukee ^{HLT} W	80-66
1/30/06 Chicago W	68-57

1/11/06 Milwaukee W	78-75
3/5/05 Milwaukee ^{HLT} W	94-76
2/10/05 Chicago W	74-67
1/8/05 Milwaukee W	73-56
2/12/04 Milwaukee W	77-71
1/10/04 Chicago W	97-87
2/1/03 Chicago W	92-91
12/21/02 Milwaukee W	100-80
2/4/02 Chicago W	80-70
1/10/02 Milwaukee L	87-91
2/8/01 Milwaukee W	67-65
1/14/01 Chicago W OT2	94-93
2/10/00 Chicago L	77-79
1/15/00 Milwaukee W	92-58
2/11/99 Milwaukee L OT	68-76
1/12/99 Chicago W	78-59
2/12/98 Chicago L	67-71
1/17/98 Milwaukee L	57-63
2/22/97 Chicago L	56-71
2/1/97 Milwaukee L	60-78
2/26/96 Milwaukee W	61-58
1/25/96 Chicago W	76-70
2/16/95 Milwaukee W	74-56
1/19/95 Chicago W	90-81

Loyola Marymount	1-0
Home/Away/Neutral: 0-0/0-0/1-0	
11/14/08 Ames, Iowa W	75-51

Maine	2-1
Home/Away/Neutral: 1-0/0-1/1-0	
12/1/02 New Orleans, La. W	79-63
2/22/92 Orono L	59-61
12/9/91 Milwaukee W	87-73

Manhattan	1-1
Home/Away/Neutral: 0-1/1-0/0-0	
12/30/04 Riverdale W OT	88-78
2/21/04 Milwaukee L	76-83

Marquette	0-11
Home/Away/Neutral: 0-1/0-10/0-0	
12/22/11 Bradley Center L	50-64
11/27/10 U.S. Cellular Arena L	72-75
12/8/09 Bradley Center L	51-71
11/22/08 Bradley Center L	80-100
11/30/07 Bradley Center L	65-100
12/8/98 Bradley Center L	56-77
12/14/97 Bradley Center L	56-69
11/24/96 Bradley Center L	55-82
11/26/95 Bradley Center L	74-91
12/2/94 Bradley Center L	59-101
3/5/94 Bradley Center L	51-73

Mary 1-0
Home/Away/Neutral: 1-0/0-0/0-0
 11/9/12 Milwaukee W 76-46

Memphis 0-2
Home/Away/Neutral: 0-0/0-2/0-0
 11/16/16 Memphis L 54-68
 11/15/05 Memphis L 52-79

Miami (Ohio) 1-1
Home/Away/Neutral: 1-0/0-1/0-0
 12/19/09 Milwaukee W 68-61
 12/11/08 Oxford L 45-69

Michigan 0-1
Home/Away/Neutral: 0-0/0-1/0-0
 11/15/06 Ann Arbor L 59-66

Michigan State 0-1
Home/Away/Neutral: 0-0/0-1/0-0
 11/23/11 East Lansing L 55-68

Michigan Tech 1-0
Home/Away/Neutral: 1-0/0-0/0-0
 12/6/99 Milwaukee W 86-52

Minnesota 1-0
Home/Away/Neutral: 0-0/1-0/0-0
 12/23/15 Minneapolis, Minn. W 74-65

Minnesota-Crookston 1-0
Home/Away/Neutral: 1-0/0-0/0-0
 11/17/14 Milwaukee W 75-54

Minnesota-Morris 1-0
Home/Away/Neutral: 1-0/0-0/0-0
 11/22/96 Milwaukee W 76-62

Mississippi Valley State 2-0
Home/Away/Neutral: 1-0/1-0/0-0
 11/26/02 Milwaukee W 77-75
 12/14/02 Itta Bena W 83-75

Missouri State 1-2
Home/Away/Neutral: 0-1/1-1/0-0
 12/6/06 Springfield L 60-79
 2/18/06 Milwaukee L 72-63
 12/7/02 Springfield W 86-77

Montana 3-1
Home/Away/Neutral: 2-0/1-1/0-0
 12/3/16 Missoula L 69-75
 12/14/14 Milwaukee W 73-58

12/30/05 Missoula W 78-74
 11/22/03 Milwaukee W 95-83

Montana State 3-1
Home/Away/Neutral: 1-1/2-0/0-0
 12/2/17 Milwaukee L 64-68
 12/5/16 Bozeman W 83-78
 12/27/91 Bozeman W 70-67
 12/12/91 Milwaukee W 77-75

Morehead State 1-1
Home/Away/Neutral: 1-0/0-1/0-0
 12/5/91 Milwaukee W 94-90
 1/5/91 Morehead L 61-73

Mount Senario 1-0
Home/Away/Neutral: 1-0/0-0/0-0
 12/27/00 Milwaukee W 100-21

MSOE 1-0
Home/Away/Neutral: 1-0/0-0/0-0
 11/11/16 Milwaukee W 88-58

Murray State 0-1
Home/Away/Neutral: 0-0/0-0/0-1
 11/23/15 Estero, Fla. L 63-66

New Hampshire 2-0
Home/Away/Neutral: 1-0/0-0/0-0
 12/11/93 Milwaukee W 72-70
 1/9/93 Durham W 86-70

Niagara 1-1
Home/Away/Neutral: 0-1/0-1/0-0
 11/17/10 Niagara Falls W 90-73
 2/20/10 Milwaukee L 79-85

Nicholls State 2-0
Home/Away/Neutral: 1-0/1-0/0-0
 3/4/91 Milwaukee W 99-72
 2/16/91 Thibodaux W 74-66

North Carolina State 0-1
Home/Away/Neutral: 0-0/0-1/0-0
 12/7/03 Raleigh L 71-77

North Dakota 0-2
Home/Away/Neutral: 0-1/0-1/0-0
 12/9/18 Grand Forks L 72-83
 11/10/18 Milwaukee L 60-63

North Dakota State 1-1
Home/Away/Neutral: 0-1/1-0/0-0
 12/12/09 Fargo W 84-73
 2/21/09 Milwaukee L 69-77

Northeastern 0-1
Home/Away/Neutral: 0-0/0-0/0-1
 12/21/13 New Orleans, La. L 59-62

Northeastern Illinois 7-7
Home/Away/Neutral: 5-2/2-5/0-0

12/2/97 Chicago L 61-63
 12/12/96 Milwaukee W 55-54
 12/14/95 Chicago L 73-74
 12/7/95 Milwaukee L 52-69
 12/17/94 Milwaukee W 74-69
 12/5/94 Chicago L 76-85
 1/6/94 Chicago L 80-87
 12/4/93 Milwaukee L 66-81
 2/13/93 Chicago L OT 86-91
 12/3/92 Milwaukee W 94-78
 2/8/92 Milwaukee W 89-56
 1/30/92 Chicago W 84-61
 2/14/91 Chicago W 91-66
 2/2/91 Milwaukee W 112-72

Northern Illinois 8-7
Home/Away/Neutral: 4-2/4-4/0-1

11/29/17 DeKalb W 75-62
 11/17/13 DeKalb W 82-69
 12/7/12 Milwaukee W OT 80-73
 11/14/11 DeKalb W 59-57
 2/3/97 Milwaukee W 64-59
 1/4/97 DeKalb L 58-72
 3/2/96 Dayton ^{MCCT} L 78-80
 2/15/96 Milwaukee L OT2 90-100
 1/11/96 DeKalb L 64-67
 2/4/95 DeKalb L 61-89
 1/7/95 Milwaukee L 74-88
 2/26/94 DeKalb L 52-77
 1/19/94 Milwaukee W 72-70
 12/28/92 DeKalb W 82-57
 12/15/92 Milwaukee W 79-71

Northern Iowa 2-4
Home/Away/Neutral: 2-1/0-3/0-0

12/3/13 Milwaukee W 83-72
 12/1/12 Cedar Falls L 61-72
 12/10/11 Cedar Falls L 51-67
 11/20/10 Milwaukee W 65-63
 11/18/07 Milwaukee L 66-73
 11/19/06 Cedar Falls L 58-69

Northern Kentucky	3-7
Home/Away/Neutral: 2-2/0-4/1-1	
2/28/19 Milwaukee L	55-65
1/26/19 Highland Heights L	60-73
2/8/18 Highland Heights L	52-54
1/18/18 Milwaukee L	64-91
3/7/17 Detroit, Mich. ^{HIT} L	53-59
2/11/17 Highland Heights L	63-69
1/12/17 Milwaukee W	68-58
3/5/16 Detroit, Mich. ^{HIT} W	86-69
2/6/16 Highland Heights L	71-75
1/4/16 Milwaukee W	76-67

Northwestern	0-2
Home/Away/Neutral: 0-0/0-2/0-0	
3/16/11 Evanston ^{NIT} L	61-70
12/14/98 Evanston L	44-80

Notre Dame	0-2
Home/Away/Neutral: 0-0/0-0/0-1	
11/17/15 South Bend, Ind. L	78-86
3/20/03 Indianapolis, Ind. ^{NCAA} L	69-70

Oakland	6-8
Home/Away/Neutral: 3-4/3-4/0-0	
2/16/19 Milwaukee L	73-89
1/10/19 Rochester W	67-64
2/24/18 Rochester L	70-72
12/28/17 Milwaukee L	68-76
2/26/17 Milwaukee L	75-86
1/29/17 Rochester L OT	70-79
2/11/16 Rochester W	93-85
1/25/16 Milwaukee L	79-82
2/10/15 Milwaukee W	84-67
1/22/15 Rochester L	53-66
2/2/14 Milwaukee W	86-64
1/8/14 Rochester W	84-75
12/2/06 Rochester L	70-76
12/21/05 Milwaukee W	83-60

Ohio	0-1
Home/Away/Neutral: 0-0/0-1/0-0	
12/14/16 Athens L	69-71

Ohio Dominican	1-0
Home/Away/Neutral: 1-0/0-0/0-0	
12/29/12 Milwaukee W	95-80

Oklahoma	1-0
Home/Away/Neutral: 0-0/0-0/1-0	
3/16/06 Jacksonville, Fla. ^{NCAA} W	82-74

Oklahoma State	0-1
Home/Away/Neutral: 0-0/0-1/0-0	
11/21/14 Stillwater L	68-82

Omaha	2-0
Home/Away/Neutral: 1-0/0-0/1-0	
12/17/11 Milwaukee W	86-50
12/1/01 Ames, Iowa W	87-68

Oral Roberts	0-1
Home/Away/Neutral: 0-0/0-0/0-1	
11/26/14 Las Vegas, Nev. L	66-69

Portland	0-1
Home/Away/Neutral: 0-0/0-1/0-0	
11/12/10 Portland L	60-80

Prairie View A&M	2-0
Home/Away/Neutral: 1-0/1-0/0-0	
11/20/04 Milwaukee W	117-55
12/3/03 Houston W	87-70

Purdue	1-0
Home/Away/Neutral: 0-0/1-0/0-0	
1/26/05 West Lafayette W	73-68

Radford	1-0
Home/Away/Neutral: 1-0/0-0/0-0	
11/10/06 Milwaukee W	72-60

Rice	1-0
Home/Away/Neutral: 0-0/1-0/0-0	
3/17/04 Milwaukee ^{NIT} W	91-63

Rider	0-1
Home/Away/Neutral: 0-0/0-0/0-1	
11/25/12 Puerto Vallarta, Mex. L	60-74

SEMO	1-4
Home/Away/Neutral: 0-2/1-1/0-1	
11/28/02 New Orleans, La. L	75-89
3/2/95 Cape Girardeau L OT	90-98
12/10/94 Milwaukee L	71-75
2/26/92 Milwaukee L	64-80
1/6/92 Cape Girardeau W	83-71

SIUE	3-1
Home/Away/Neutral: 2-0/1-1/0-0	
12/3/15 Milwaukee W	64-51
12/20/14 Edwardsville L	56-61
1/5/10 Edwardsville W	83-73
1/12/09 Milwaukee W	70-59

Sacramento State	3-1
Home/Away/Neutral: 2-0/1-1/0-0	
2/27/93 Sacramento W	78-76
1/23/93 Milwaukee W	96-44
2/11/92 Milwaukee W	89-61
1/9/92 Sacramento L OT2	106-110

Saint Louis	2-0
Home/Away/Neutral: 1-0/1-0/0-0	
12/3/05 Milwaukee W	82-71
12/7/04 Saint Louis W	57-47

Sam Houston State	0-4
Home/Away/Neutral: 0-2/0-2/0-0	
11/27/07 Milwaukee L	77-81
12/22/06 Huntsville L	73-89
12/5/98 Milwaukee L	58-59
12/6/97 Huntsville L	67-69

San Diego	2-0
Home/Away/Neutral: 1-0/1-0/0-0	
1/2/01 San Diego W	81-77
12/23/00 Milwaukee W	58-55

San Jose State	1-0
Home/Away/Neutral: 0-0/0-0/1-0	
11/15/13 DeKalb, Ill. W	64-61

Santa Clara	1-1
Home/Away/Neutral: 0-0/1-1/0-0	
11/15/15 Santa Clara, Calif. W	71-65
12/29/03 Santa Clara, Calif. L	64-66

Sienna	0-1
Home/Away/Neutral: 0-0/0-0/0-1	
12/3/94 Milwaukee, Wis. L	58-75

South Carolina	0-1
Home/Away/Neutral: 0-0/0-1/0-0	
11/11/12 Columbia L OT	75-82

South Dakota	0-2
Home/Away/Neutral: 0-1/0-1/0-0	
12/17/15 Milwaukee L OT2	91-92
12/28/14 Vermillion L	60-84

South Dakota State	5-1
Home/Away/Neutral: 3-0/2-0/0-1	
11/27/16 Sioux Falls, S.D. L	58-81
12/11/10 Brookings W	82-70
11/20/07 Milwaukee W	89-80
11/22/06 Milwaukee W	75-58
12/6/05 Brookings W	76-51

12/1/04 Milwaukee W 89-54

Southern Illinois 0-2**Home/Away/Neutral: 0-1/0-1/0-0**

11/29/03 Milwaukee L 77-81

2/22/03 Carbondale L 64-66

Southern Utah 1-3**Home/Away/Neutral: 1-1/0-2/0-0**

2/24/93 Milwaukee W 66-56

2/20/93 Cedar City L OT 80-81

2/19/91 Cedar City L OT2 105-106

12/8/90 Milwaukee L 80-89

Southwest Minnesota State 1-0**Home/Away/Neutral: 1-0/0-0/0-0**

11/12/11 Milwaukee W 71-65

Stephen F. Austin 0-1**Home/Away/Neutral: 0-0/0-0/0-1**

12/1/18 Northern Ireland L 51-66

Stetson 2-0**Home/Away/Neutral: 1-0/1-0/0-0**

11/30/96 Milwaukee W 68-56

12/28/95 DeLand W 73-57

Stony Brook 2-0**Home/Away/Neutral: 1-0/1-0/0-0**

1/4/00 Milwaukee W 83-48

11/28/99 Stony Brook W 74-60

TCU 0-1**Home/Away/Neutral: 0-0/0-1/0-0**3/13/12 Fort Worth ^{CB} L 73-83**Tennessee-Chattanooga 1-1****Home/Away/Neutral: 1-0/0-1/0-0**

11/25/91 Chattanooga L 80-85

11/26/90 Milwaukee W 72-69

Tennessee Tech 2-3**Home/Away/Neutral: 1-2/1-1/0-0**

1/23/13 Cookeville W 70-63

12/15/12 Milwaukee L 58-69

11/26/06 Milwaukee L 68-78

11/28/05 Cookeville L 67-72

12/17/90 Milwaukee W 82-73

Texas-San Antonio 0-2**Home/Away/Neutral: 0-1/0-1/0-0**

12/30/97 Milwaukee L 77-78

12/30/96 San Antonio L 76-82

Texas Southern 1-0**Home/Away/Neutral: 1-0/0-0/0-0**

11/20/11 Milwaukee W 73-38

Texas State 1-0**Home/Away/Neutral: 0-0/0-0/1-0**

11/23/09 Fort Worth, Tex. W 96-77

Toledo 0-1**Home/Away/Neutral: 0-0/0-1/0-0**

11/26/97 Toledo L 35-70

Trinity International 2-0**Home/Away/Neutral: 2-0/0-0/0-0**

11/20/15 Milwaukee W 85-61

12/29/98 Milwaukee W 74-66

Tri-State 0-1**Home/Away/Neutral: 0-1/0-0/0-0**

12/20/98 Milwaukee L 53-56

Troy State 1-0**Home/Away/Neutral: 0-0/0-0/1-0**

12/3/99 Muncie, Ind. W 80-61

UAB 0-1**Home/Away/Neutral: 0-1/0-0/0-0**

11/12/06 Milwaukee L 60-75

UALR 1-1**Home/Away/Neutral: 0-0/1-1/0-0**

11/19/12 Little Rock L 43-59

11/26/11 Little Rock W 59-54

UC Irvine 1-0**Home/Away/Neutral: 0-0/0-0/1-0**

11/26/16 Sioux Falls, S.D. W 54-37

UIC 33-27**Home/Away/Neutral: 21-9/10-17/2-1**

2/24/19 Chicago L 59-74

1/17/19 Milwaukee W 81-69

3/4/18 Detroit, Mich. ^{HLT} W 80-75

1/29/18 Milwaukee L 56-74

1/12/18 Chicago L 73-88

3/6/17 Detroit, Mich. ^{HLT} W 74-68

2/4/17 Milwaukee L OT 100-105

1/17/17 Chicago L 57-71

2/28/16 Milwaukee W 98-85

1/16/16 Chicago W 87-62

2/19/15 Chicago W 71-60

1/29/15 Milwaukee W 71-65

2/25/14 Milwaukee L 58-80

1/16/14 Chicago W 67-63

2/20/13 Milwaukee W 64-53

1/23/13 Chicago L 50-60

2/28/12 Milwaukee ^{HLT} W 68-55

2/23/12 Chicago W 72-61

12/3/11 Milwaukee W OT 73-71

2/12/11 Chicago W 70-59

1/13/11 Milwaukee W 87-75

3/2/10 Milwaukee ^{HLT} W 73-67

2/27/10 Chicago W 78-74

12/3/09 Milwaukee W 57-52

1/31/09 Milwaukee W 63-62

12/30/08 Chicago W 71-66

3/1/08 Milwaukee L 55-63

12/6/07 Chicago L 73-91

2/27/07 Chicago ^{HLT} L 77-83

2/21/07 Chicago L 59-72

1/17/07 Milwaukee W 76-65

2/15/06 Milwaukee L OT 86-94

1/5/06 Chicago W 68-45

2/5/05 Milwaukee W 85-75

12/4/04 Chicago W 75-67

3/9/04 Milwaukee ^{HLT} L 62-65

2/5/04 Chicago L 82-86

12/23/03 Milwaukee W 78-62

3/8/03 Milwaukee ^{HLT} W 75-73

2/13/03 Milwaukee W 81-78

1/9/03 Chicago L 92-102

3/2/02 Cleveland, Ohio ^{HLT} L 63-75

2/7/02 Chicago L 71-73

1/12/02 Milwaukee W 75-49

2/10/01 Milwaukee W 70-49

1/11/01 Chicago L OT4 106-112

2/12/00 Chicago L 75-81

1/13/00 Milwaukee W 82-64

2/13/99 Milwaukee W 71-57

1/14/99 Chicago W 52-50

2/14/98 Chicago L 68-92

1/15/98 Milwaukee L 63-72

2/17/97 Milwaukee W 55-54

1/23/97 Chicago L 61-78

2/17/96 Milwaukee W 79-48

1/27/96 Chicago L 78-87

2/18/95 Milwaukee L 77-85

1/21/95 Chicago L 68-80

2/14/94 Chicago L 66-83

1/10/94 Milwaukee L 72-87

Upper Iowa 3-0**Home/Away/Neutral: 3-0/0-0/0-0**

11/19/08 Milwaukee W 87-59

11/9/07 Milwaukee W 78-53

11/21/05 Milwaukee W 93-64

Utah	0-6
Home/Away/Neutral: 0-2/0-4/0-0	
12/30/99 Salt Lake City L 57-71	
12/27/97 Milwaukee L 51-66	
12/23/96 Salt Lake City L 63-77	
12/26/92 Salt Lake City L 62-96	
12/30/91 Salt Lake City L 54-70	
11/28/90 Milwaukee L 78-80	

Valparaiso	11-21
Home/Away/Neutral: 6-9/3-12/2-0	
3/4/17 Detroit, Mich. ^{HLT} W 43-41	
2/21/17 Valparaiso L 61-67	
2/2/17 Milwaukee L 53-71	
2/26/16 Milwaukee L OT 76-80	
1/14/16 Valparaiso L 56-68	
2/15/15 Milwaukee L 55-62	
1/26/15 Valparaiso L 48-73	
3/7/14 Green Bay ^{HLT} W 74-57	
2/15/14 Milwaukee L 62-77	
1/18/14 Valparaiso L 62-75	
2/1/13 Valparaiso L 40-71	
1/12/13 Milwaukee L 52-76	
1/28/12 Milwaukee L 52-55	
12/29/11 Valparaiso W 57-55	
3/5/11 Milwaukee ^{HLT} W 70-63	
2/16/11 Milwaukee W 79-76	
1/21/11 Valparaiso L 43-60	
1/29/10 Milwaukee W 85-82	
12/31/09 Valparaiso L 54-55	
1/22/09 Valparaiso L 51-63	
1/5/09 Milwaukee W 61-47	
2/25/08 Milwaukee L 57-66	
1/10/08 Valparaiso W 71-69	
12/11/04 Valparaiso L 71-72	
12/10/03 Valparaiso W 86-82	
12/11/02 Milwaukee W 75-61	
11/24/01 Valparaiso L 69-82	
11/29/00 Milwaukee W 61-59	
12/7/96 Valparaiso L 46-71	
12/9/95 Milwaukee L OT 77-82	
2/12/94 Valparaiso L 53-62	
1/13/94 Milwaukee L 65-73	

Villanova	0-1
Home/Away/Neutral: 0-0/0-0/0-1	
3/20/14 Buffalo, N.Y. ^{NCAA} L 53-73	

Virginia Tech	1-0
Home/Away/Neutral: 0-0/0-0/1-0	
12/8/01 Louisville, Ky. W OT 80-70	

Washington State	0-1
Home/Away/Neutral: 0-1/0-0/0-0	
11/11/06 Milwaukee L 54-74	

Western Illinois	6-8
Home/Away/Neutral: 3-4/3-4/0-0	
12/9/17 Macomb L 69-90	
12/17/16 Milwaukee L 59-75	
2/3/99 Macomb L 58-71	
12/4/96 Macomb L 58-70	
11/26/96 Milwaukee L 52-69	
1/31/96 Macomb W 83-75	
12/5/95 Milwaukee W 69-67	
12/31/94 Macomb L 57-79	
12/7/94 Milwaukee L 76-89	
2/28/94 Milwaukee L 62-77	
1/24/94 Macomb W 74-67	
1/6/93 Macomb W 76-67	
12/19/92 Milwaukee W 92-71	
1/16/92 Milwaukee W 70-69	

Western Kentucky	0-1
Home/Away/Neutral: 0-0/0-0/0-1	
11/16/09 Baton Rouge, La. L 65-69	

Western Michigan	4-7
Home/Away/Neutral: 2-4/2-3/0-0	
12/22/18 Kalamazoo W 67-66	
12/22/17 Milwaukee L 63-66	
1/3/12 Kalamazoo L 61-72	
11/23/10 Milwaukee L 55-67	
12/15/01 Milwaukee L 51-59	
11/21/01 Kalamazoo L 80-81	
11/24/98 Kalamazoo L 65-74	
11/29/97 Milwaukee L 47-84	
12/23/92 Kalamazoo W 74-63	
12/1/92 Milwaukee W 84-75	
1/26/91 Milwaukee W 88-85	

Wisconsin	2-23
Home/Away/Neutral: 0-5/2-18/0-0	
11/24/17 Madison L 49-71	
12/9/15 Madison W 68-67	
12/10/14 Milwaukee L 54-93	
12/11/13 Madison L 52-78	
12/22/12 Madison L 53-74	
12/13/11 Milwaukee L 54-60	
12/8/10 Madison L 40-61	
12/23/09 Madison L 58-68	
11/29/08 Madison L 46-67	
12/12/07 Milwaukee L 39-61	
12/13/06 Madison L 49-68	
12/15/05 Madison L 68-74	

12/15/04 Madison L 37-66	
12/13/03 Madison L 71-89	
11/23/02 Madison L 72-83	
12/27/01 Milwaukee L 79-81	
12/16/00 Madison L 47-55	
11/23/99 Milwaukee L 49-69	
11/16/98 Madison L 63-75	
2/18/98 Madison L 58-65	
12/10/96 Madison L 41-61	
12/23/95 Madison L 63-94	
12/14/94 Madison L 64-90	
11/27/93 Madison L 84-106	
12/12/92 Madison W 77-72	

Wisconsin Lutheran	1-0
Home/Away/Neutral: 1-0/0-0/0-0	
12/16/18 Milwaukee W 87-64	

Wisconsin-La Crosse	1-0
Home/Away/Neutral: 1-0/0-0/0-0	
11/10/17 Milwaukee W 83-73	

Wisconsin-Oshkosh	1-0
Home/Away/Neutral: 1-0/0-0/0-0	
12/23/91 Milwaukee W 105-77	

Wisconsin-Parkside	5-1
Home/Away/Neutral: 5-1/0-0/0-0	
11/23/04 Milwaukee W 87-50	
12/17/02 Milwaukee W 84-70	
12/22/01 Milwaukee W 91-58	
11/28/94 Milwaukee L 79-80	
12/9/92 Milwaukee W 98-71	
11/30/91 Milwaukee W 91-69	

Wright State	29-29
Home/Away/Neutral: 19-8/10-19/0-2	
3/2/19 Milwaukee L 62-65	
1/24/19 Dayton L 54-56	
3/5/18 Detroit, Mich. ^{HLT} L 53-59	
2/10/18 Dayton W 74-73	
1/20/18 Milwaukee W 66-61	
2/9/17 Dayton L 65-76	
1/14/17 Milwaukee L 67-70	
2/4/16 Dayton L 83-84	
1/2/16 Milwaukee L OT 82-84	
2/26/15 Dayton W 61-58	
1/20/15 Milwaukee W 67-41	
3/11/14 Dayton ^{HLT} W 69-63	
1/30/14 Milwaukee W 68-64	
1/21/14 Dayton L 57-73	
2/9/13 Milwaukee L 49-64	
1/5/13 Dayton L 51-53	

2/12/12	Dayton	L	46-70	Youngstown State	28-14
1/12/12	Milwaukee	W	58-38	Home/Away/Neutral: 16-5/12-9/0-0	
1/30/11	Milwaukee	W	54-53	2/7/19	Youngstown L 71-72
12/30/10	Dayton	L	44-68	1/5/19	Milwaukee L 51-76
2/11/10	Dayton	L	63-68	1/25/18	Milwaukee W 66-55
1/16/10	Milwaukee	W OT	67-61	1/4/18	Youngstown L 63-72
3/6/09	Indianapolis, Ind. ^{HIT}	L	70-80	1/22/17	Milwaukee W OT 94-85
2/26/09	Dayton	L	60-70	12/29/16	Youngstown L OT2 87-88
12/6/08	Milwaukee	W	66-59	2/22/16	Milwaukee W 87-51
2/2/08	Dayton	L	51-53	1/7/16	Youngstown W 81-65
1/3/08	Milwaukee	W	75-64	2/28/15	Youngstown W 82-74
2/5/07	Dayton	L	50-76	1/14/15	Milwaukee W 77-62
1/21/07	Milwaukee	W	73-69	2/20/14	Youngstown L OT 83-88
2/2/06	Dayton	L	54-59	1/2/14	Milwaukee W 82-76
1/21/06	Milwaukee	W	61-54	2/15/13	Youngstown L 80-94
2/2/05	Dayton	W	79-70	1/19/13	Milwaukee L 72-75
1/17/05	Milwaukee	W	71-66	1/31/12	Milwaukee L 65-73
2/7/04	Milwaukee	W	72-66	1/20/12	Youngstown L 66-68
1/27/04	Dayton	W	68-54	2/26/11	Youngstown W OT 94-87
2/27/03	Dayton	W	98-65	12/2/10	Milwaukee W 76-67
1/25/03	Milwaukee	W	74-59	2/15/10	Milwaukee W 64-62
2/14/02	Milwaukee	W	94-68	1/22/10	Youngstown W 69-59
1/17/02	Dayton	W OT	86-80	2/14/09	Youngstown L 68-70
3/3/01	Dayton ^{MCCT}	L	63-64	1/15/09	Milwaukee W 69-50
2/17/01	Dayton	L	60-75	1/24/08	Milwaukee W 76-69
1/18/01	Milwaukee	W	56-43	1/7/07	Youngstown W 61-39
2/19/00	Milwaukee	W	81-67	1/13/07	Youngstown L 63-81
1/20/00	Dayton	L	60-67	12/10/06	Milwaukee L 65-68
2/20/98	Dayton	L	69-71	2/9/06	Milwaukee W 98-57
1/21/99	Milwaukee	W	69-65	1/26/06	Youngstown W 78-70
2/21/98	Milwaukee	L	65-75	2/12/05	Milwaukee W 90-67
1/22/98	Dayton	W	70-62	1/12/05	Youngstown W 65-42
2/22/96	Dayton	L	75-99	2/14/04	Youngstown L 85-84
1/20/96	Milwaukee	L	71-74	1/15/04	Milwaukee W 80-74
1/28/95	Milwaukee	L	74-76	2/15/03	Youngstown W 86-61
2/21/94	Milwaukee	L	87-89	1/11/03	Milwaukee W 74-56
2/1/94	Dayton	W	95-80	2/9/02	Milwaukee W 96-76
2/28/91	Milwaukee	W	106-89	1/2/02	Youngstown W 77-55
1/12/91	Dayton	L	79-84	2/7/94	Milwaukee W 79-70
Wyoming				1/17/94	Youngstown W 83-71
Home/Away/Neutral: 1-0/2-0/0-0				2/29/92	Milwaukee W 71-55
12/29/07	Laramie	W	80-66	2/1/92	Youngstown W 72-62
12/27/06	Milwaukee	W	75-73	2/7/91	Milwaukee L 74-82
12/27/05	Laramie	W	84-69	1/14/91	Youngstown W 74-72
Xavier					
Home/Away/Neutral: 0-0/0-1/0-0					
1/26/95	Cincinnati	L	76-96		

2018-19

Head Coach: Pat Baldwin

Record: 9-22; 4-14 Horizon League

Home Arena: UWM Panther Arena

11/6	at Boston College	L	53-73
11/10	North Dakota	L	60-63
11/13	at FIU	L	83-86
11/16	at Cincinnati	L	63-74
11/20	LIU #	W OT	92-87
11/23	Albany #	W	79-70
11/30	vs. Buffalo #	L	77-96
12/1	vs. Stephen F. Austin #	L	51-66
12/6	Drake	L	61-75
12/9	at North Dakota	L	72-83
12/13	at UMKC	W	69-66
12/16	Wisconsin Lutheran	W	87-64
12/22	at Western Michigan	W	67-66
12/29	Green Bay*	L	82-92
1/3	Cleveland State*	W	83-76
1/5	Youngstown State*	L	51-76
1/10	at Oakland*	W	67-64
1/12	at Detroit Mercy*	L	84-93
1/17	UIC*	W	81-69
1/19	IUPUI*	W	64-57
1/24	at Wright State*	L	54-56
1/26	at Northern Kentucky*	L	60-73
2/1	at Green Bay*	L	74-90
2/7	at Youngstown State*	L	71-72
2/9	at Cleveland State*	L	68-78
2/14	Detroit Mercy*	L	84-90
2/16	Oakland*	L	73-89
2/22	at IUPUI*	L	60-67
2/24	at UIC*	L	59-74
2/28	Northern Kentucky*	L	55-65
3/2	Wright State*	L	62-65

* - Horizon League game

- Basketball Hall of Fame Belfast Classic

2017-18

Head Coach: Pat Baldwin

Record: 16-17; 8-10 Horizon League

Home Arena: UWM Panther Arena

11/10	La Crosse	W	83-73
11/13	at Iowa State	W	74-56
11/17	Concordia-St. Paul #	L	55-69
11/18	FIU #	W	66-51
11/19	Elon #	W	72-71
11/24	at Wisconsin	L	49-71
11/29	at Northern Illinois	W	75-62
12/2	Montana State	L	64-68
12/5	at Jacksonville	W	62-52
12/9	at Western Illinois	L	69-90
12/13	at Belmont	L	63-82
12/15	Loyola	W	73-56
12/22	Western Michigan	L	63-66
12/28	Oakland*	L	68-76
12/30	Detroit Mercy*	W	87-79
1/4	at Youngstown State*	L	63-72
1/6	at Cleveland State*	W	67-63
1/10	at IUPUI*	L	71-72
1/12	at UIC*	L	73-88
1/15	at Green Bay*	L OT	92-99

1/18	Northern Kentucky*	L	64-93
1/20	Wright State*	W	66-61
1/25	Youngstown State*	W	66-55
1/27	Cleveland State*	W	70-47
1/29	UIC*	L	56-74
2/2	Green Bay*	W	76-58
2/8	at Northern Kentucky*	L	52-54
2/10	at Wright State*	W	74-73
2/16	IUPUI*	L OT	71-76
2/22	at Detroit Mercy*	W	72-49
2/24	at Oakland*	L	70-72
3/4	vs. UIC \$	W	80-75
3/5	vs. Wright State \$	L	53-59
* - Horizon League game			
# - Black & Gold Shootout (Milwaukee, Wis.)			
\$ - Horizon League Tournament (Detroit, Mich.)			

2016-17

Head Coach: LaVall Jordan

Record: 11-24; 4-14 Horizon League

Home Arena: UWM Panther Arena

11/11	MSOE	W	88-58
11/16	at Memphis	L	54-68
11/20	at DePaul	L	59-77
11/25	vs. ETSU #	L	62-86
11/26	vs. UC Irvine #	W	54-37
11/27	vs. South Dakota State #	L	58-81
11/30	Jacksonville	W	72-67
12/3	at Montana	L	69-75
12/5	at Montana State	W	83-78
12/10	at Loyola	L	56-72
12/14	at Ohio	L	69-71
12/17	Western Illinois (K)	L	59-75
12/19	Belmont	L	56-62
12/29	at Youngstown State*	L OT2	87-88
12/31	at Cleveland State*	L	53-62
1/6	at Green Bay*	L	74-80
1/12	Northern Kentucky*	W	68-58
1/14	Wright State*	L	67-70
1/17	at UIC*	L	57-71
1/20	Cleveland State*	W	63-62
1/22	Youngstown State*	W OT	94-85
1/27	at Detroit*	W OT	73-69
1/29	at Oakland*	L OT	70-79
2/2	Valparaiso*	L	53-71
2/4	UIC*	L OT	100-105
2/9	at Wright State*	L	65-76
2/11	at Northern Kentucky*	L	63-69
2/18	Green Bay*	L	56-80
2/21	at Valparaiso*	L	61-67
2/24	Detroit* (K)	L	74-81
2/26	Oakland* (K)	L	75-86
3/3	vs. Detroit \$	W	85-60
3/4	vs. Valparaiso \$	W	43-41
3/6	vs. UIC \$	W	74-68
3/7	vs. Northern Kentucky \$	L	53-59
* - Horizon League game; (K) - Klotsche Center			
# - Sanford Pentagon Showcase (Sioux Falls, SD)			
\$ - Horizon League Tournament (Detroit, Mich.)			

2015-16

Head Coach: Rob Jeter

Record: 20-13; 10-8 Horizon League

Home Arena: UWM Panther Arena

11/13	vs. Denver &	W	71-58
11/14	vs. Lipscomb &	W	71-65
11/15	at Santa Clara &	W	71-65
11/17	at #18 Notre Dame	L	78-86
11/20	Trinity International	W	85-61
11/23	vs. Murray State #	L	63-66
11/24	vs. Duquesne #	L OT	92-96
11/25	vs. Central Michigan #	W	84-78
12/3	SIUE	W	64-51
12/9	at Wisconsin	W	68-67
12/13	Judson (K)	W	125-74
12/17	South Dakota	L OT2	91-92
12/23	at Minnesota	W	74-65
1/2	Wright State*	L OT	82-84
1/4	Northern Kentucky*	W	76-67
1/7	at Youngstown State*	W	81-65
1/9	at Cleveland State*	W	65-62
1/14	at Valparaiso*	L	56-68
1/16	at UIC*	W	87-62
1/23	Detroit*	W	83-80
1/25	Oakland*	L	79-82
1/29	Green Bay*	W	95-94
2/4	at Wright State*	L	83-84
2/6	at Northern Kentucky*	L	71-75
2/11	at Oakland*	W	93-85
2/13	at Detroit*	L	66-80
2/15	at Green Bay*	L	68-70
2/20	Cleveland State*	W	88-54
2/22	Youngstown State*	W	87-51
2/26	Valparaiso*	L OT	76-80
2/28	UIC*	W	98-85
3/5	Northern Kentucky \$	W	86-69
3/6	Green Bay \$	L	61-70

* - Horizon League game; (K) - Klotsche Center

& - Cable Car Classic (Santa Clara, Calif.)

- Gulf Coast Showcase (Estero, Fla.)

\$ - Horizon League Tournament (Detroit, Mich.)

2014-15

Head Coach: Rob Jeter

Record: 14-16; 9-7 Horizon League

Home Arena: U.S. Cellular Arena

11/14	at Auburn	L	73-83
11/17	Minnesota-Crookston	W	75-54
11/19	IUPUI	L	68-70
11/21	at Oklahoma State	L	68-82
11/24	vs. Louisiana-LaFayette &	W	56-52
11/26	vs. Oral Roberts &	L	66-69
11/29	Concordia-St. Paul	W	64-59
12/3	UMKC	W	65-56
12/7	at DePaul	L	61-83
12/10	#5/#6 Wisconsin	L	54-93
12/14	Montana (K)	W	73-58
12/20	at SIUE	L	56-61
12/22	at Arkansas	L	54-84
12/28	at South Dakota	L	60-84
1/2	at Cleveland State*	L	57-84
1/4	at Detroit*	L	67-83

1/9	Green Bay*	L	63-79
1/14	Youngstown State*	W	77-62
1/20	Wright State*	W	67-41
1/22	at Oakland*	L	53-66
1/26	at Valparaiso*	L	48-73
1/29	UIC*	W	71-65
1/31	Detroit*	W	78-74
2/5	at Green Bay*	L	70-81
2/10	Oakland*	W	84-67
2/15	Valparaiso*	L	55-62
2/19	at UIC*	W	71-60
2/22	Cleveland State*	W	66-60
2/26	at Wright State*	W	61-58
2/28	at Youngstown State*	W	82-74

* - Horizon League game; (K) - Klotsche Center
& - MGM Grand Main Event (Las Vegas, Nev.)

2013-14

Head Coach: Rob Jeter

Record: 21-14; 7-9 Horizon League

Home Arena: U.S. Cellular Arena

11/8	at Loyola	L	72-76
11/11	at Davidson	W	81-77
11/15	vs. San Jose State &	W	64-61
11/16	vs. James Madison &	W	77-66
11/17	at Northern Illinois &	W	82-69
11/19	DePaul	L	71-80
11/23	at Tennessee Tech	W	70-63
11/26	Judson	W	89-56
11/30	at UMKC	W	84-79
12/3	Northern Iowa	W	83-72
12/7	Bradley (K)	W	73-67
12/11	at #4/#6 Wisconsin	L	52-78
12/21	vs. Northeastern #	L	59-62
12/22	vs. Alabama State #	W	67-54
1/2	Youngstown State*	W	82-76
1/4	Cleveland State*	L	49-77
1/8	at Oakland*	W	84-75
1/12	Green Bay*	L OT	86-93
1/16	at UIC*	W	67-63
1/18	at Valparaiso*	L	62-75
1/21	at Wright State*	L	57-73
1/24	Detroit*	L	54-73
1/30	Wright State* (K)	W	68-64
2/2	Oakland* (K)	W	86-64
2/8	at Green Bay*	W	73-63
2/15	Valparaiso*	L	62-77
2/20	at Youngstown State*	L OT	83-88
2/22	at Cleveland State*	L	50-74
2/25	UIC*	L	58-80
2/27	at Detroit*	W	68-62
3/4	Detroit \$	W	83-73
3/7	vs. Valparaiso \$	W	74-57
3/8	at Green Bay \$	W OT	73-66
3/11	at Wright State \$	W	69-63
3/20	vs. #6/#7 Villanova %	L	53-73

* - Horizon League game; (K) - Klotsche Center
& - NIU Invitational (DeKalb, Ill.)
\$ - Horizon League Tournament (Milwaukee, Wis.)
- Westin Holiday Classic (New Orleans, La.)
% - NCAA Tournament (Buffalo, N.Y.)

2012-13

Head Coach: Rob Jeter

Record: 8-24; 3-13 Horizon League

Home Arena: Klotsche Center

11/9	Mary (ND)	W	76-46
11/11	at South Carolina %	L OT	75-82
11/17	Davidson	W	73-68
11/19	at UALR &	L	43-59
11/24	vs. Jacksonville #	L	66-71
11/25	vs. Rider #	L	60-74
12/1	at Northern Iowa	L	61-72
12/5	Buffalo	L	52-72
12/7	Northern Illinois	W OT	80-73
12/9	at DePaul	L	50-84
12/12	at Fairfield	L	46-62
12/15	Tennessee Tech	L	58-69
12/22	at Wisconsin	L	53-74
12/29	Ohio Dominican	W	95-80
1/3	at Detroit*	L	59-74
1/5	at Wright State*	L	51-53
1/12	Valparaiso*	L	52-76
1/17	Cleveland State*	W	69-57
1/19	Youngstown State*	L	72-75
1/23	at UIC*	L	50-60
1/25	Green Bay*	L	54-74
1/30	at Loyola*	L	65-76
2/1	at Valparaiso*	L	40-71
2/7	Detroit*	L	74-82
2/9	Wright State*	L	49-64
2/12	Loyola*	W	71-53
2/15	at Youngstown State*	L	80-94
2/17	at Cleveland State*	L	67-88
2/20	UIC*	W	64-53
2/23	at IUPUI	W OT2	95-88
2/26	at Green Bay*	L	61-78
3/5	at Green Bay \$	L	46-62

* - Horizon League game
% - Hoops For Hope Classic (Columbia, SC)
& - Hoops For Hope Classic (Little Rock, Ark.)
- Hoops For Hope Classic (Puerto Vallarta, Mex.)
\$ - Horizon League Tournament (Green Bay, Wis.)

2011-2012

Head Coach: Rob Jeter

Record: 20-14; 11-7 Horizon

Home Arena: U.S. Cellular Arena

11/12	SW Minnesota St.	W	71-65
11/14	at Northern Illinois	W	59-57
11/18	IUPUI	W	62-49
11/20	Texas Southern	W	73-38
11/23	at Michigan State	L	55-68
11/26	at UALR	W	59-54
12/1	Loyola*	W	59-41
12/3	UIC*	W OT	73-71
12/5	at DePaul	W	87-76
12/10	at Northern Iowa	L	51-67
12/13	Wisconsin	L	54-60
12/17	Omaha (K)	W	86-50
12/22	at Marquette	L	50-64
12/29	at Valparaiso*	W	57-55
12/31	at Butler*	L	50-54
1/3	at Western Michigan	L	61-72

1/7	Green Bay*	W	64-63
1/12	Wright State*	W	58-38
1/14	Detroit*	W	84-74
1/20	at Youngstown State*	L	66-68
1/22	at Cleveland State*	L	57-83
1/26	Butler*	W	53-42
1/28	Valparaiso*	L	52-55
1/31	Youngstown State*	L	65-73
2/4	at Green Bay*	W	81-75
2/10	at Detroit*	L	57-58
2/12	at Wright State*	L	46-70
2/14	Cleveland State*	W	86-84
2/18	Fairfield	W	67-63
2/23	at UIC*	W	72-61
2/25	at Loyola*	W	78-69
2/28	UIC (K) \$	W	68-55
3/2	vs. Butler %	L	49-71
3/13	at TCU &	L	73-83

* - Horizon League game; (K) - Klotsche Center
\$ - Horizon League Tournament (Milwaukee, Wis.)
% - Horizon League Tournament (Valparaiso, Ind.)
& - College Basketball Invitational (Ft. Worth, Tex.)

2010-2011

Head Coach: Rob Jeter

Record: 19-14; 13-5 Horizon

Home Arena: U.S. Cellular Arena

11/12	at Portland &	L	60-80
11/13	vs. Florida Atlantic &	L	76-85
11/14	vs. UC Davis &	W	73-62
11/17	at Niagara	W	90-73
11/20	Northern Iowa	W	65-63
11/23	Western Michigan (K)	L	55-67
11/27	Marquette	L	72-75
12/2	Youngstown State*	W	76-67
12/4	Cleveland State*	L	59-82
12/8	at Wisconsin	L	40-61
12/11	at South Dakota State	W	82-70
12/14	at DePaul	L	47-61
12/18	Bowling Green	W	72-69
12/30	at Wright State*	L	44-68
1/1	at Detroit*	W OT	84-81
1/3	Butler*	W	76-52
1/8	at Green Bay*	L	64-69
1/13	UIC*	W	87-75
1/15	Loyola*	L	65-71
1/21	at Valparaiso*	L	43-60
1/23	at Butler*	W OT	86-80
1/28	Detroit*	W	72-67
1/30	Wright State*	W	54-53
2/5	Green Bay*	W	88-75
2/10	at Loyola*	W	66-57
2/12	at UIC*	W	70-59
2/16	Valparaiso*	W	79-76
2/19	at Buffalo	L	65-80
2/24	at Cleveland State*	W	87-83
2/26	at Youngstown State*	W OT	94-87
3/5	Valparaiso \$	W	70-63
3/8	Butler \$	L	44-59
3/16	at Northwestern %	L	61-70

* - Horizon League game; (K) - Klotsche Center
& - Athletes In Action Classic (Portland, Ore.)

\$ - Horizon League Tournament (Milwaukee, Wis.)
% - National Invitation Tournament (Evanston, Ill.)

2009-2010

Head Coach: Rob Jeter

Record: 20-14; 10-8 Horizon

Home Arena: U.S. Cellular Arena

11/13	Concordia-St. Paul	W	89-73
11/16	vs. Western Kentucky #	L	65-69
11/17	vs. Indiana State #	L	63-76
11/21	Hillsdale	W	62-54
11/23	vs. Texas State @	W	96-77
11/24	vs. Colgate @	W	69-60
11/28	at Bowling Green	W OT	90-83
12/3	UIC*	W	57-52
12/5	Loyola*	L	64-69
12/8	at Marquette	L	51-71
12/12	at North Dakota State	W	84-73
12/19	Miami (Ohio)	W	68-61
12/23	at Wisconsin	L	58-68
12/31	at Valparaiso*	L	54-55
1/2	at Butler*	L	67-80
1/5	at SIUE	W	83-73
1/9	Green Bay*	W	71-51
1/14	Detroit*	L	65-81
1/16	Wright State*	W OT	67-61
1/22	at Youngstown State*	W	69-59
1/24	at Cleveland State*	L	72-73
1/29	Valparaiso*	W	85-82
1/31	Butler*	L	66-73
2/6	at Green Bay*	L	54-61
2/11	at Wright State*	L	63-68
2/13	at Detroit*	W	71-60
2/15	Youngstown State*	W	64-62
2/18	Cleveland State*	W	69-59
2/20	Niagara	L	79-85
2/25	at Loyola*	W	63-61
2/27	at UIC*	W	78-74
3/2	UIC \$	W	73-67
3/5	vs. Cleveland State %	W	82-75
3/6	at Butler %	L	59-68

* - Horizon League game

- NIT Season Tipoff (Baton Rouge, La.)

@ - NIT Season Tipoff (Fort Worth, Tex.)

\$ - Horizon League Tournament (Milwaukee, Wis.)

% - Horizon League Tournament (Indianapolis, Ind.)

2008-2009

Head Coach: Rob Jeter

Record: 17-14; 11-7 Horizon

Home Arena: U.S. Cellular Arena

11/14	vs. Loyola Marymount #	W	75-51
11/15	vs. Cal Davis #	W	81-75
11/16	at Iowa State #	L	61-79
11/19	Upper Iowa	W	87-59
11/22	at Marquette	L	80-100
11/25	Ball State	L	69-82
11/29	at Wisconsin	L	46-67
12/4	Detroit*	W	71-62
12/6	Wright State*	W	66-59
12/11	at Miami (Ohio)	L	45-69
12/20	Bradley	W	86-74

12/30	at UIC*	W	71-66
1/3	at Loyola*	W	80-66
1/5	Valparaiso*	W	61-47
1/9	Green Bay*	L OT	75-77
1/12	SIUE	W	70-59
1/15	Youngstown State*	W	69-50
1/17	Cleveland State*	W	77-75
1/22	at Valparaiso*	L	51-63
1/24	at Butler*	L	48-78
1/28	Loyola*	W	72-58
1/31	UIC*	W	63-62
2/7	at Green Bay*	L	68-72
2/12	at Cleveland State*	L	61-70
2/14	at Youngstown State*	L	68-70
2/18	Butler*	W	63-60
2/21	North Dakota State	L	69-77
2/26	at Wright State*	L	60-70
2/28	at Detroit*	W	68-63
3/3	Loyola \$	W	77-68
3/6	vs. Wright State %	L	70-80

* - Horizon League game

- World Vision Classic (Ames, Iowa)

\$ - Horizon League Tournament (Milwaukee, Wis.)

% - Horizon League Tournament (Indianapolis, Ind.)

2007-2008

Head Coach: Rob Jeter

Record: 14-16; 9-9 Horizon

Home Arena: U.S. Cellular Arena

11/9	Upper Iowa	W	78-53
11/14	at Ball State	W OT	81-74
11/18	Northern Iowa	L	66-73
11/20	South Dakota State	W	89-80
11/24	Drake	L	59-80
11/27	Sam Houston State	L	77-81
11/30	at Marquette	L	65-100
12/6	at UIC*	L	73-91
12/8	at Loyola*	L OT	68-73
12/12	Wisconsin	L	39-61
12/19	Central Michigan	W	74-71
12/29	at Wyoming	W	80-66
1/3	Wright State*	W	75-64
1/5	Detroit*	W	55-53
1/7	at Youngstown State*	W	61-39
1/10	at Valparaiso*	W	71-69
1/12	at Butler*	L	56-72
1/19	at Green Bay*	W	65-61
1/24	Youngstown State*	W	76-69
1/26	Cleveland State*	W	79-71
1/31	at Detroit*	L	61-72
2/2	at Wright State*	L	51-53
2/12	Butler*	L OT	75-83
2/16	Green Bay*	W	66-56
2/20	at Cleveland State*	L	64-74
2/23	at Bradley	L	72-84
2/25	Valparaiso*	L	57-66
2/28	Loyola*	W	68-53
3/1	UIC*	L	55-63
3/4	Loyola \$	L	51-57

* - Horizon League game

\$ - Horizon League Tournament (Milwaukee, Wis.)

2006-2007

Head Coach: Rob Jeter

Record: 9-22; 6-10 Horizon

Home Arena: U.S. Cellular Arena

11/10	Radford &	W	72-60
11/11	Washington State &	L	54-74
11/12	UAB &	L	60-75
11/15	at Michigan #	L	59-66
11/19	at Northern Iowa	L	58-69
11/22	South Dakota State	W	75-58
11/26	Tennessee Tech	L	68-78
11/29	at Central Michigan	L	61-76
12/2	at Oakland	L	70-76
12/6	at Missouri State	L	60-79
12/10	Youngstown State*	L	65-68
12/13	at Wisconsin	L	49-68
12/22	at Sam Houston State	L	73-89
12/27	Wyoming	W	75-73
12/30	Butler*	L	50-55
1/4	Detroit*	W OT	65-64
1/6	at Loyola*	L	74-87
1/11	at Cleveland State*	W	60-48
1/13	at Youngstown State*	L	63-81
1/17	UIC*	W	76-65
1/21	Wright State*	W	73-69
1/25	at Detroit*	L OT	84-91
1/27	Green Bay*	L	67-73
1/29	Cleveland State*	W OT	57-56
2/3	at Butler*	L	47-66
2/5	at Wright State*	L	50-76
2/14	Loyola*	L	56-66
2/17	at Drake	L	76-84
2/21	at UIC*	L	59-72
2/24	at Green Bay*	W	74-73
2/27	at UIC \$	L	77-83

* - Horizon League game

& - John Thompson Classic (Milwaukee, Wis.)

- John Thompson Classic (Ann Arbor, Mich.)

\$ - Horizon League Tournament (Chicago, Ill.)

2005-2006

Head Coach: Rob Jeter

Record: 22-9; 12-4 Horizon

Home Arena: U.S. Cellular Arena

11/15	at Memphis %	L	52-79
11/21	Upper Iowa	W	93-64
11/28	at Tennessee Tech	L	67-72
12/3	Saint Louis	W	82-71
12/6	at South Dakota State	W	76-51
12/10	Hawai'i	W	58-52
12/15	at Wisconsin	L	68-74
12/17	Green Bay*	W	80-60
12/21	Oakland	W	83-60
12/27	at Wyoming	W	84-69
12/30	at Montana	W	78-74
1/2	Cleveland State*	W	75-68
1/5	at UIC*	W	68-45
1/7	Butler*	W	64-59
1/11	Loyola*	W	78-75
1/14	at Green Bay*	L	77-84
1/18	at Detroit*	W	72-71
1/21	Wright State*	W	61-54

Year-by-Year Results



1/26	at Youngstown State*	W	78-70
1/30	at Loyola*	W	68-57
2/2	at Wright State*	L	54-59
2/4	at Butler*	L OT	60-63
2/9	Youngstown State*	W	98-57
2/11	at Cleveland State*	W	86-57
2/15	UIC*	L OT	86-94
2/18	Missouri State	L	63-72
2/21	Detroit*	W	76-57
3/4	Loyola &	W	80-66
3/7	Butler &	W	87-71
3/16	vs. Oklahoma \$	W	82-74
3/18	vs. Florida \$	L	60-82

* - Horizon League game

% - Preseason NIT

& - Horizon League Tournament (Milwaukee, Wis.)

\$ - NCAA Tournament (Jacksonville, Fla.)

2004-2005

Head Coach: Bruce Pearl

Record: 26-6; 14-2 Horizon

Home Arena: U.S. Cellular Arena

11/20	Prairie View A&M	W	117-55
11/23	Parkside	W	87-50
11/28	Air Force	W	50-45
12/1	South Dakota State	W	89-54
12/4	at UIC*	W	75-67
12/7	at Saint Louis	W	57-47
12/11	at Valparaiso	L	71-72
12/15	at Wisconsin	L	37-66
12/22	vs. Kansas %	L	62-73
12/30	at Manhattan	W OT	88-78
1/3	Detroit*	L	68-76
1/6	at Butler*	W OT	71-68
1/8	Loyola*	W	73-56
1/12	at Youngstown State.*	W	65-42
1/15	Green Bay*	W	86-56
1/17	Wright State*	W	71-66
1/20	Cleveland State*	W	85-65
1/22	at Detroit*	W	61-48
1/26	at Purdue	W	73-68
1/29	at Green Bay*	L	72-76
2/2	at Wright State	W	79-70
2/5	UIC*	W	85-75
2/10	at Loyola*	W	74-67
2/12	Youngstown State*	W	90-67
2/16	Butler*	W	64-53
2/19	at Hawai'i	W	87-81
2/26	at Cleveland State*	W	81-59
3/5	Loyola &	W	94-76
3/8	Detroit &	W	59-58
3/17	vs. Alabama \$	W	83-73
3/19	vs. Boston College \$	W	83-75
3/24	vs. Illinois #	L	63-77

* - Horizon League game

% - Played at Kemper Arena (Kansas City, Mo.)

& - Horizon League Tournament (Milwaukee, Wis.)

\$ - NCAA Tournament (Cleveland, Ohio)

- NCAA Tournament (Rosemont, Ill.)

2003-2004

Head Coach: Bruce Pearl

Record: 20-11; 13-3 Horizon

Home Arena: U.S. Cellular Arena

11/22	Montana	W	95-83
11/25	Concordia-St. Paul (K)	W	90-62
11/29	Southern Illinois	L	77-81
12/3	at Prairie View A&M	W	87-70
12/7	at NC State	L	71-77
12/10	at Valparaiso	W	86-82
12/13	at Wisconsin	L	71-89
12/23	UIC*	W	78-62
12/29	at Santa Clara ^	L	64-66
12/30	vs. Idaho State ^	W	85-70
1/2	at Air Force	L	49-71
1/5	Detroit*	W	82-74
1/8	Butler*	W	71-59
1/10	at Loyola*	W	97-87
1/15	Youngstown State* (K)	W	80-74
1/17	at Green Bay*	W	82-70
1/22	at Cleveland State*	W	78-64
1/24	at Detroit*	W	85-68
1/27	at Wright State*	W	68-54
1/31	Green Bay*	W	81-70
2/5	at UIC*	L	82-86
2/7	Wright State*	W	72-66
2/12	Loyola*	W	77-71
2/14	at Youngstown State*	L	84-85
2/17	at Butler*	L	75-58
2/21	Manhattan	L	76-83
2/28	Cleveland State* (K)	W	88-63
3/6	vs. Detroit #	W	58-50
3/9	UIC &	L	62-65
3/17	Rice \$	W	91-63
3/20	at Boise State \$	L	70-73

* - Horizon League game; (K) - Klotsche Center

^ - Cable Car Classic (Santa Clara, Calif.)

- Horizon League Tournament (Indianapolis, Ind.)

& - Horizon League Tournament (Milwaukee, Wis.)

\$ - National Invitation Tournament

2002-2003

Head Coach: Bruce Pearl

Record: 24-8; 13-3 Horizon

Home Arena: Klotsche Center

11/23	at Wisconsin	L	72-83
11/26	Mississippi Valley St.	W	77-75
11/28	vs. SEMO ^	L	75-89
11/30	vs. Indiana State ^	W	71-59
12/1	vs. Maine ^	W	79-63
12/6	vs. Florida Int'l &	W	61-48
12/7	at Missouri State &	W	86-77
12/11	Valparaiso	W	75-61
12/14	at Mississippi Valley State	W	83-75
12/17	Parkside	W	84-70
12/21	Loyola*	W	100-80
12/28	at Georgia	L	69-89
1/2	at Detroit*	W	73-72
1/4	at Cleveland State*	W	70-58
1/9	at UIC*	L	92-102
1/11	Youngstown State*	W	74-56
1/14	at Chicago State	W	81-73

1/18	at Green Bay*	L	68-79
1/23	Butler*	W	69-65
1/25	Wright State*	W	74-59
2/1	at Loyola*	W	92-91
2/6	Detroit*	W	61-50
2/8	Cleveland State*	W	86-69
2/10	Green Bay*	W	78-54
2/13	UIC*	W	81-78
2/15	at Youngstown State*	W	86-61
2/22	at Southern Illinois	L	64-66
2/27	at Wright State*	W	98-65
3/1	at Butler*	L	74-76
3/8	UIC #	W	75-73
3/11	Butler #	W	69-52
3/20	vs. Notre Dame &	L	69-70

* - Horizon League game

^ - University Hoops Classic (New Orleans, La.)

& - Pizza Hut Classic (Springfield, Mo.)

- Horizon League Tournament (Milwaukee, Wis.)

& - NCAA Tournament (Indianapolis, Ind.)

2001-2002

Head Coach: Bruce Pearl

Record: 16-13; 11-5 Horizon

Home Arena: Klotsche Center

11/17	Concordia-St. Paul	W	77-63
11/21	at Western Michigan	L	80-81
11/24	at Valparaiso	L	69-82
11/30	at Iowa State ^	L	62-71
12/1	vs. Omaha ^	W	87-68
12/4	Chicago State	W	84-47
12/7	at Louisville \$	L	75-90
12/8	vs. Virginia Tech \$	W OT	80-70
12/15	Western Michigan	L	51-59
12/22	Parkside	W	91-58
12/27	Wisconsin	L	79-81
12/30	at Colorado	L	87-93
1/2	at Youngstown State*	W	77-55
1/5	Green Bay*	W	63-51
1/10	Loyola*	L	87-91
1/12	UIC*	W	75-49
1/17	at Wright State*	W OT	86-80
1/19	at Butler*	W	73-72
1/24	Cleveland State*	W	78-69
1/26	Detroit*	W	66-48
1/30	Butler*	L	58-59
2/4	at Loyola*	W	80-70
2/7	at UIC*	L	71-73
2/9	Youngstown State*	W	96-76
2/14	Wright State*	W	94-68
2/21	at Cleveland State*	L	67-69
2/23	at Detroit*	L	61-94
2/25	at Green Bay*	W	76-66
3/2	vs. UIC #	L	63-75

* - Horizon League game

^ - Tribune Cyclone Challenge (Ames, Iowa)

\$ - Jim Thorpe Classic (Louisville, Ky.)

- Horizon League Tournament (Cleveland, Ohio)



2000-2001

Head Coach: Bo Ryan

Record: 15-13; 7-7 MCC

Home Arena: Klotsche Center

11/19	at Iowa	L	79-83
11/21	Lipscomb	W	74-58
11/24	vs. Florida Atlantic ^	W	78-60
11/25	vs. Canisius ^	L	80-82
11/27	at Bethune-Cookman	W	73-63
11/29	Valparaiso	W	61-59
12/4	at Chicago State	W	72-55
12/6	at Illinois	L	44-85
12/16	at Wisconsin	L	47-55
12/23	San Diego	W	58-55
12/27	Mount Senario	W	100-21
12/30	Colorado	L OT	71-74
1/2	at San Diego	W	81-77
1/6	at Green Bay*	L	49-53
1/11	at UIC*	L OT4	106-112
1/14	at Loyola*	W OT2	94-93
1/18	Wright State*	W	56-43
1/20	Butler*	L	51-60
1/25	at Detroit*	L	51-54
1/27	at Cleveland State*	L	34-57
2/3	Green Bay*	W	79-57
2/8	Loyola*	W	67-65
2/10	UIC*	W	70-49
2/15	at Butler*	L OT	75-80
2/17	at Wright State*	L	60-75
2/22	Cleveland State*	W	86-68
2/24	Detroit*	W	80-69
3/3	at Wright State #	L	63-64

* - MCC Game

^ - Golden Panther Thanksgiving Shootout (Miami, Fla.)

- MCC Tournament (Dayton, Ohio)

1999-2000

Head Coach: Bo Ryan

Record: 15-14; 6-8 MCC

Home Arena: Klotsche Center

11/20	at Central Michigan	W	69-68
11/23	Wisconsin	L	49-69
11/27	at UMKC	W	70-68
12/3	vs. Troy State ^	W	80-61
12/4	at Ball State ^	L	58-71
12/6	Michigan Tech	W	86-52
12/8	at Iowa State	L	64-78
12/11	Farleigh Dickinson	W	76-59
12/14	Bethune-Cookman	W	84-76
12/27	at Cincinnati	L	60-93
12/30	at Utah	L	57-71
1/4	Stony Brook	W	83-48
1/8	at Green Bay*	L	65-67
1/13	UIC*	W	82-64
1/15	Loyola*	W	92-58
1/20	at Wright State*	L	60-67
1/22	at Butler*	L	64-72
1/27	Detroit*	W	64-59
1/29	Cleveland State*	L OT	105-109
2/5	Green Bay*	W	67-42
2/10	at Loyola*	L	77-79
2/12	at UIC*	L	75-81

2/15	Chicago State	W	79-61
2/17	Butler*	L	72-84
2/19	Wright State*	W	81-67
2/24	at Cleveland State*	W	70-67
2/26	at Detroit*	L	48-88
3/4	vs. Green Bay #	W	62-58
3/5	vs. Butler #	L	51-65
* - MCC Game			
^ - Ball State Tournament (Muncie, Ind.)			
# - MCC Tournament (Chicago, Ill.)			

1998-1999

Head Coach: Ric Cobb

Record: 8-19; 5-9 MCC

Home Arena: Klotsche Center

11/16	at Wisconsin	L	63-75
11/21	Central Michigan	W	73-67
11/24	at Western Michigan	L	65-74
11/28	at Stony Brook	W	74-60
12/1	at Indiana State	L	66-79
12/5	Sam Houston State	L	58-59
12/8	at Marquette	L	56-77
12/12	UMKC	L	68-88
12/14	at Northwestern	L	44-80
12/20	Tri-State	L	53-56
12/29	Trinity International	W	74-66
1/2	Detroit*	L	54-71
1/7	at Green Bay*	L	66-74
1/12	at Loyola*	W	78-59
1/14	at UIC*	W	52-50
1/21	Wright State*	W	69-65
1/23	Butler*	L	65-68
1/28	at Detroit*	L	53-78
1/30	at Cleveland State*	L	68-72
2/3	at Western Illinois	L	58-71
2/6	Green Bay*	W	59-57
2/11	Loyola*	L OT	68-76
2/13	UIC*	W	71-57
2/16	Cleveland State*	L	64-75
2/18	at Butler*	L	63-78
2/20	at Wright State*	L	69-71
2/27	vs. Green Bay #	L	66-72

* - MCC Game

- MCC Tournament (Chicago, Ill.)

1997-1998

Head Coach: Ric Cobb

Record: 3-24; 2-12 MCC

Home Arena: Wisconsin Center Arena

11/19	at Evansville	L	51-69
11/22	Western Illinois	W	62-57
11/26	at Toledo	L	35-70
11/29	Western Michigan	L	47-84
12/2	at NE Illinois	L	61-63
12/6	at Sam Houston State	L	67-69
12/9	Indiana State	L	62-74
12/14	at Marquette	L	56-69
12/22	at Fairleigh Dickinson	L	77-91
12/27	Utah	L	51-66
12/30	Texas-San Antonio	L	77-78
1/3	at Detroit*	L	56-83
1/5	at Cleveland State*	L	47-70

1/10	Green Bay*	L	51-68
1/15	UIC*	L	63-72
1/17	Loyola*	L	57-63
1/22	at Wright State*	W	70-62
1/24	at Butler*	L	66-74
1/29	Detroit*	L	68-83
1/31	Cleveland State*	W	81-78
2/2	at Green Bay*	L	72-80
2/9	Butler*	L	56-71
2/12	at Loyola*	L	67-71
2/14	at UIC*	L	68-92
2/18	at Wisconsin	L	58-65
2/21	Wright State*	L	65-75
2/28	vs. Detroit #	L	60-74

* - MCC Game

- MCC Tournament (Green Bay, Wis.)

1996-1997

Head Coach: Ric Cobb

Record: 8-20; 4-12 MCC

Home Arena: Wisconsin Center Arena

11/22	Minnesota-Morris (K)	W	76-62
11/24	at Marquette	L	55-82
11/26	Western Illinois	L	52-69
11/30	Stetson	W	68-56
12/4	at Western Illinois	L	58-70
12/7	at Valparaiso	L	46-71
12/10	at Wisconsin	L	41-61
12/12	NE Illinois	W	55-54
12/23	at Utah	L	63-77
12/30	at Texas-San Antonio	L	76-82
1/4	at Northern Illinois*	L	58-72
1/9	Detroit*	W	47-46
1/11	Cleveland State*	L	67-74
1/16	at Butler*	L	59-75
1/18	Wright State*	W	61-60
1/23	at UIC*	L	61-78
1/27	at Green Bay*	L	49-62
2/1	Loyola* (K)	L	60-78
2/3	Northern Illinois*	W	64-59
2/6	at Detroit*	L	52-67
2/8	at Cleveland State*	L	54-56
2/13	at Wright State*	L	55-75
2/15	Butler*	L	46-74
2/17	UIC*	W	55-54
2/22	at Loyola*	L	56-71
2/24	Green Bay*	L	46-62
2/28	at Wright State #	W	81-70
3/1	vs. Butler #	L	36-48

* - MCC Game

- MCC Tournament (Dayton, Ohio)

(K) - Klotsche Center

1995-1996

Head Coach: Ric Cobb

Record: 9-18; 5-11 MCC

Home Arena: MECCA Arena

11/24	Illinois Tech	W	101-63
11/26	at Marquette	L	74-91
11/28	at Iowa State	L	52-63
12/5	Western Illinois	W	69-67
12/7	NE Illinois	L	52-69

Year-by-Year Results



12/9	Valparaiso	L OT	77-82
12/14	at NE Illinois	L	73-74
12/23	at Wisconsin	L	63-94
12/28	at Stetson	W	73-57
1/4	Cleveland State*	W	73-55
1/8	Butler*	L	67-71
1/11	at Northern Illinois*	L	64-67
1/13	at Detroit*	L	59-76
1/18	Green Bay	L	54-67
1/20	Wright State*	L	71-74
1/25	at Loyola*	W	76-70
1/27	at UIC*	L	78-87
1/31	at Western Illinois	W	83-75
2/3	at Butler*	L	45-65
2/5	Detroit*	L	65-69
2/8	at Cleveland State*	W	97-84
2/15	Northern Illinois*	L OT2	90-100
2/17	UIC*	W	79-48
2/19	at Green Bay*	L	66-81
2/22	at Wright State*	L	75-99
2/26	Loyola*	W	61-58
3/2	vs. Northern Illinois #	L	78-80

* - MCC Game

- MCC Tournament (Dayton, Ohio)

1994-1995

Head Coach: Steve Antrim

Record: 3-24; 2-13 MCC

Home Arena: MECCA Arena

11/28	Parkside	L	79-80
12/2	at Marquette ^	L	59-101
12/3	vs. Siena ^	L	58-75
12/5	at NE Illinois	L	76-85
12/7	Western Illinois	L	76-89
12/10	SEMO	L	71-75
12/14	at Wisconsin	L	64-90
12/17	NE Illinois	W	74-69
12/27	at Dayton	L	70-84
12/31	at Western Illinois*	L	57-79
1/5	Butler*	L	48-64
1/7	Northern Illinois*	L	74-88
1/15	Green Bay*	L	58-79
1/19	at Loyola*	W	90-81
1/21	at UIC*	L	68-80
1/26	at Xavier*	L	76-96
1/28	Wright State*	L	74-76
1/30	Detroit*	L	59-69
2/2	at Butler*	L	75-85
2/4	at Northern Illinois*	L	61-89
2/9	Cleveland State*	L	64-87
2/16	Loyola*	W	74-56
2/18	UIC*	L	77-85
2/20	at Green Bay*	L	43-63
2/25	at LaSalle*	L	51-80
3/2	at SEMO	L OT	90-98
3/4	at Florida Atlantic	L	59-68

* - MCC Game

^ - Marquette Tournament (Milwaukee, Wis.)

1993-1994

Head Coach: Steve Antrim

Record: 10-17; 7-11 Mid-Continent

Home Arena: MECCA Arena

11/27	at Wisconsin	L	84-106
12/4	NE Illinois	L	66-81
12/6	Eastern Michigan	L OT	94-102
12/8	at Central Michigan	W	53-44
12/11	New Hampshire	W	72-70
12/31	at Fairfield	L	65-83
1/6	at NE Illinois	L	80-87
1/10	UIC*	L	72-87
1/13	Valparaiso*	L	65-73
1/15	at Cleveland State*	L	60-84
1/17	at Youngstown State*	W	83-71
1/19	Northern Illinois*	W	72-70
1/24	at Western Illinois*	W	74-67
1/26	Green Bay*	L	42-64
1/29	at Eastern Illinois*	L	50-52
2/1	at Wright State*	W	95-80
2/5	Cleveland State*	L	97-75
2/7	Youngstown State*	W	79-70
2/12	at Valparaiso*	L	53-62
2/14	at UIC*	L	66-83
2/19	Eastern Illinois*	W	70-59
2/21	Wright State*	L	87-89
2/24	at Green Bay*	W	58-55
2/26	at Northern Illinois*	L	52-77
2/28	Western Illinois*	L	62-77
3/2	Chicago State	W	83-45
3/5	at Marquette	L	51-73

* - Mid-Continent Conference Game

1992-1993

Head Coach: Steve Antrim

Record: 23-4

Home Arena: MECCA Arena

12/1	Western Michigan	W	84-75
12/3	NE Illinois	W	94-78
12/7	at Alcorn State	W	91-76
12/9	Parkside(K)	W	98-71
12/12	at Wisconsin	W	77-72
12/15	Northern Illinois	W	79-71
12/19	Western Illinois	W	92-71
12/23	at Western Michigan	W	74-63
12/26	at Utah	L	62-96
12/28	at Northern Illinois	W	82-57
12/31	Alcorn State	W	94-80
1/2	Fairfield	W	75-59
1/6	at Western Illinois	W	76-67
1/9	at New Hampshire	W	86-70
1/13	Green Bay	W OT	75-68
1/17	Cal State Northridge	W	78-65
1/23	Sacramento State	W	96-44
1/27	UMKC	W	73-57
1/30	at Chicago State	W	78-60
2/1	at UMKC	L	77-99
2/8	Chicago State	W	65-64
2/13	at NE Illinois	L OT	86-91
2/18	at Cal St. Northridge	W	75-74
2/20	at Southern Utah	L OT	80-81
2/24	Southern Utah(K)	W	66-56

2/27	at Sacramento State	W	78-76
3/3	at Green Bay	W	61-48

(K) - Klotsche Center

1991-1992

Head Coach: Steve Antrim

Record: 20-8

Home Arena: Klotsche Center

11/25	at Tenn.-Chattanooga	L	80-85
11/30	Parkside	W	91-69
12/5	Morehead State	W	94-90
12/7	C. Connecticut State	W	96-77
12/9	Maine	W	87-73
12/12	Montana State #	W	77-75
12/23	Oshkosh	W	105-77
12/27	at Montana State	W	70-67
12/30	at Utah	L	54-70
1/4	at UMKC	L	74-82
1/6	at SEMO	W	83-71
1/9	at Sacramento State	L OT2	106-110
1/16	Western Illinois #	W	70-69
1/18	at Drake	W	47-46
1/25	UMKC	L	58-81
1/27	Cal St. Northridge #	W	90-71
1/30	at NE Illinois	W	84-61
2/1	at Youngstown State	W	72-62
2/6	Eastern Illinois	W	78-60
2/8	NE Illinois	W	89-56
2/11	Sacramento State	W	89-61
2/15	at Cal St. Northridge	L OT2	69-80
2/19	at Eastern Michigan	W	90-74
2/22	at Maine	L	59-61
2/26	SEMO #	L	64-80
2/29	Youngstown State #	W	71-55
3/7	Central Michigan	W	92-71

- at MECCA Arena

1990-1991

Head Coach: Steve Antrim

Record: 18-10

Home Arena: Klotsche Center

11/23	Illinois Tech	W	88-66
11/26	Tenn.-Chattanooga #	W	72-69
11/28	Utah #	L	78-80
12/3	at Illinois	L OT2	116-120
12/8	Southern Utah	L	80-89
12/12	at Eastern Illinois	L	59-67
12/15	Central Florida	W	86-84
12/17	Tennessee Tech #	W	82-73
12/29	UMKC	W	95-88
1/5	at Morehead State	L	61-73
1/9	at Central Michigan	L	44-59
1/12	at Wright State	L	79-84
1/14	at Youngstown State	W	74-72
1/17	Cal St. Northridge	W	78-63
1/19	at Chicago State	W	101-94
1/22	Eastern Michigan #	L	75-79
1/26	Western Michigan	W	88-85
1/31	at Central Florida	W	88-87
2/2	NE Illinois	W	112-72
2/7	Youngstown State	L	74-82
2/11	at Cal St. Northridge	W	95-77



2/14	at NE Illinois	W	91-66
2/16	at Nicholls State	W	74-66
2/19	at Southern Utah	L OT2	105-106
2/26	Chicago State #	W	86-77
2/28	Wright State	W	106-89
3/2	Florida Int'l	W	87-65
3/4	Nicholls State	W	99-72
# at MECCA Arena			

1989-1990

Head Coach: Steve Antrim

Record: 10-18

Home Arena: Klotsche Center

11/25	at Tennessee Tech	L	71-85
11/27	Northern Michigan	W	77-76
11/30	at Eastern Michigan	L	57-76
12/2	Indianapolis	L	76-80
12/4	Central State	W	73-65
12/9	Michigan Tech	L	70-78
12/15	Southwest Baptist	L OT2	80-85
12/16	Bemidji State	W	68-60
12/21	at Western Michigan	L	64-72
12/23	at Akron	L	56-83
12/29	Virginia Union	L	64-95
12/30	Ferris State	W	96-87
1/6	at SIUE	L	75-80
1/11	at Florida Int'l	W	64-62
1/17	at Colorado	L	74-92
1/18	at UMKC	L	80-93
1/22	Winona State	W	75-61
1/24	NE Illinois	L	78-79
1/27	SIUE	L	77-84
1/29	Illinois Tech	W	103-75
1/31	Platteville	L	60-78
2/3	at Parkside	L	66-71
2/5	at Northern Michigan	L	74-78
2/7	IUPUI	W	106-88
2/12	at Youngstown State	W	63-57
2/14	at NE Illinois	W	87-72
2/24	Parkside	L	56-62
2/26	Grand Valley State	L OT	80-92

1988-89

Head Coach: Steve Antrim

Record 24-7

Home Arena: Klotsche Center

11/19	Viterbo	W	66-54
11/22	Illinois Tech	W	84-73
11/30	Lake Superior State	W	84-70
12/2	North Central	W	105-95
12/6	at Mankato State	L	74-93
12/8	NE Illinois	W	105-77
12/10	Wayne State	W	83-71
12/14	at St. Cloud State	L OT	109-115
12/29	Grand Valley State ^	L	70-80
12/30	West Georgia ^	W	79-72
1/2	at Lake Superior St.	W	92-78
1/4	at Northern Michigan	L	68-70
1/7	at SIUE	L	74-84
1/16	at Indianapolis	W	93-92
1/21	SIUE	W	101-89
1/24	Lakeland	W	125-79

1/26	Parkside	W	79-69
1/28	IUPUI	W	99-88
1/30	Northern Michigan	W	86-79
2/3	at St. Norbert	W	85-83
2/6	at UMKC	W	72-67
2/11	at Parkside	W OT2	86-79
2/14	Carroll College	W	104-85
2/18	Quincy	W	111-62
2/20	Winona State	W	112-84
2/25	Eau Claire	W	82-81
2/28	at Wayne State	W	91-86
3/4	at Wright State	L	96-105
3/17	vs. Augustana (SD) #	W	99-95
3/18	at Northern Colorado #	W OT	89-88
3/23	vs. SE Missouri State &	L	84-93
^ - Rydell Classic Tournament			
#-NCAA Division II Regional (Greeley, Colo.)			
&-NCAA Division II Elite 8 (Springfield, Mass.)			

1987-1988

Head Coach: Steve Antrim

Record: 16-12

Home Arena: Klotsche Center

11/22	Ferris State	L	84-96
11/24	Oshkosh	L	68-76
11/28	at Eastern Michigan	L	67-71
12/2	St. Cloud State	L	78-81
12/4	North Dakota	W	77-70
12/5	Mankato State	L	59-67
12/7	at Ferris State	L	84-93
12/13	at Northern Michigan	W	79-78
12/15	at Eastern Illinois	L	79-94
12/21	IUPUI	W	90-75
12/28	vs. Abilene Christian ^	W	88-78
12/29	at Quincy ^	L	74-82
12/30	IPFW	L	61-77
1/4	at Rosary	W	71-70
1/6	at Lewis	W	84-82
1/14	at Quincy	L	60-78
1/16	at SIUE	L	64-83
1/23	La Crosse	W	73-59
1/28	at Eau Claire	L	59-64
1/30	Taylor (Ind.)	W	85-63
2/1	at Lakeland	W	114-62
2/5	St. Norbert	W	96-60
2/6	Stevens Point	W	87-74
2/13	at Parkside	W	72-70
2/15	Lewis	W	94-85
2/23	Parkside	W	95-76
2/27	SIUE	W	93-85
3/1	Northern Michigan	W	87-81
^ - Quincy Holiday Tournament (Quincy, Ill.)			

1986-1987

Head Coach: Ray Swetalla

Record: 8-20

Home Arena: Klotsche Center

11/21	vs. Huron (SD) ^	L	62-68
11/22	vs. Bemidji State ^	L	50-68
11/25	Mt. Senario	W	56-54
11/30	at St. Xavier (Ill.)	L	58-66
12/4	at NE Illinois	L	56-59

12/6	Roosevelt	W	67-64
12/8	North Central	W	66-62
12/13	at St. Norbert	W	61-52
12/16	MSOE	W	75-68
12/20	at Taylor (Ind.)	L	55-79
12/22	at IUPUI	L	66-72
12/29	at Illinois Tech	L	65-75
1/5	Rosary	L	64-66
1/7	Purdue-Calumet	L	56-69
1/10	Whitewater	L	57-75
1/14	St. Xavier	L	45-63
1/17	at Parkside	L	75-97
1/19	at Carroll	W	60-59
1/20	at Oshkosh	L	79-97
1/23	at La Crosse	L	73-77
1/26	Northern Michigan	L	68-73
1/31	at Stevens Point	L	36-68
2/4	at Concordia (Wis.)	L	60-70
2/7	at Northern Michigan	L	72-75
2/14	Mary College (ND)	W	62-57
2/17	Illinois Tech	W OT2	75-70
2/19	at Roosevelt	L	72-85
2/21	Parkside	L	68-85
^ - Eau Claire Tip-Off Tournament (Eau Claire, Wis.)			

1985-1986

Head Coach: Ray Swetalla

Record: 10-17

Home Arena: Klotsche Center

11/22	at Stevens Point ^	L	42-58
11/23	vs. St. Norbert ^	L	59-60
11/26	Carroll	L	72-54*
12/4	at Whitewater	L	60-72
12/7	La Crosse	W	64-52
12/14	St. Norbert	L	69-81
12/18	at MSOE	W	85-60
12/21	at Platteville	L	56-71
12/27	vs. NE Illinois %	W	75-56
12/28	at North Park %	L	41-62
1/3	River Falls	W	69-61
1/6	vs. Stout \$	L	54-73
1/7	vs. Illinois Benedictine \$	L	69-79
1/13	at Parkside	L	71-80
1/15	at Beloit	L	48-59
1/22	St. Xavier (Ill.)	W	64-52
1/25	at Marian	W	78-54
1/28	NE Illinois	L	61-81
1/31	at Loras	L	56-64
2/3	Carthage	W	71-48
2/8	Concordia (Wis.)	W	87-69
2/11	at St. Xavier (Ill.)	L	56-58
2/15	at Cardinal Stritch	L	67-69
2/19	Parkside	L	73-84
2/21	Marian	W	88-51
2/25	Marian #	W	97-61
3/1	Eau Claire &	L	48-51

*Forfeit due to use of ineligible player

^ - Tip-Off Tournament (Stevens Point, Wis.)

% - North Park Holiday Tournament (Chicago, Ill.)

\$ - St. Norbert Tournament (DePere, Wis.)

- WICA Tournament (Milwaukee, Wis.)

& - NAIA District 14 Tournament (Eau Claire, Wis.)

1984-1985

Head Coach: Ray Swetalla

Record: 9-17

Home Arena: Klotsche Center

11/16	at Marian *	W	88-77
11/17	vs. Eureka (Ill.) *	W	90-82
11/27	at St. Norbert	L	68-73
11/30	at Stevens Point ^	L	35-73
12/1	vs. St. John's (Minn.) ^	L	31-56
12/5	Whitewater	L	56-74
12/8	at Minnesota-Duluth	L	37-46
12/14	Beloit	L	49-51
12/18	at River Falls	L	56-73
12/21	at La Crosse	L	63-78
12/28	vs. NE Illinois \$	W	74-61
12/29	at North Park \$	L	63-67
1/4	at Carthage	W	53-46
1/7	Platteville	L	59-70
1/9	at Oshkosh	L	69-77
1/14	Superior	L	62-67
1/19	MSOE	W	89-51
1/25	at NE Illinois	L	64-68
1/29	at Roosevelt	W	67-55
2/2	Loras	L	40-45
2/6	at Parkside	L	43-79
2/13	at Concordia	L	63-65
2/16	St. Xavier (Ill.)	L	46-55
2/20	Roosevelt	W	87-61
2/23	Cardinal Stritch	W	66-61
2/26	Lakeland	W	76-74

* - Marian Tournament (Fond du Lac, Wis.)

^ - Stevens Point Tournament (Stevens Point, Wis.)

\$ - North Park Tournament (Chicago, Ill.)

1983-1984

Head Coach: Ray Swetalla

Record: 6-20

Home Arena: Klotsche Center

11/18	vs. Lakehead ^	L	48-65
11/19	vs. Upper Iowa ^	W	55-39
11/22	at Whitewater	L	40-77
11/26	Loras	L	34-46
11/30	at Stevens Point	L	28-80
12/3	St. Xavier (Ill.)	L	44-59
12/7	at Rosary	W	72-64
12/10	St. Norbert	L	52-71
12/15	La Crosse	L	41-82
12/19	Minnesota-Duluth	L	41-56
12/29	at North Park \$	L	45-65
12/30	vs. Ill. Benedictine \$	W	77-56
1/3	vs. Eau Claire #	L	47-60
1/4	vs. Lakeland #	L	70-72
1/7	Oshkosh	L	53-67
1/9	Carthage	L	40-41
1/14	Stevens Point	L	39-77
1/18	Roosevelt	W	69-48
1/23	Concordia (Wis.)	W	66-55
1/25	at Platteville	L	66-73
1/28	at Loras	L	45-58
2/1	at Roosevelt	L	55-59
2/7	Parkside	L	60-72
2/11	at St. Xavier (Ill.)	L	42-68

2/18	Rosary	W	56-54
2/23	at Lakeland	L	64-73
^ - Minnesota-Duluth Tournament (Duluth, Minn.)			
\$ - North Park Holiday Tournament (Chicago, Ill.)			
# - Parkside Ranger Classic (Kenosha, Wis.)			

1982-1983

Head Coach: Bob Voight

Record: 18-6

Home Arena: Klotsche Center

11/23	at Carthage	W	61-57
11/27	Whitewater	L OT	40-42
12/1	at Concordia	W	68-41
12/4	NE Illinois	W	82-65
12/7	Rosary	W	74-40
12/18	at La Crosse	L	53-62
12/23	Stevens Point	L	42-72
12/29	vs. St. Xavier (Ill.) ^	W	64-55
12/30	at North Park ^	L	55-67
1/3	at Superior	W	79-61
1/7	Colorado State	W	67-48
1/10	at St. Norbert	W	66-59
1/15	at Colorado	L	66-81
1/18	at Roosevelt	W	81-72
1/21	at NE Illinois	W	67-66
1/26	Platteville	W	78-66
1/29	at Colorado College	W	85-53
1/31	at Denver	L	57-62
2/9	at Rosary	W	78-68
2/12	at Oshkosh	W	60-58
2/15	Parkside	W	83-69
2/17	Roosevelt	W	82-77
2/19	at Lakeland	W	75-51
2/26	Lakeland	W	75-64
^ - North Park Holiday Tournament (Chicago, Ill.)			

1981-1982

Head Coach: Bob Voight

Record: 20-6

Home Arena: Klotsche Center

11/28	Carthage	W	88-68
12/2	at Whitewater	W	81-61
12/5	Concordia (WI)	W	85-40
12/12	St. Norbert	W	77-66
12/19	NE Illinois	W	92-59
12/21	La Crosse	W	72-66
12/23	Superior	W	68-46
12/28	vs. Beloit ^	L OT	63-68
12/29	vs. St. Mary's (Minn.) ^	W	76-59
1/2	Oshkosh	W OT	85-73
1/6	River Falls	W	87-72
1/9	at NE Illinois	W	95-84
1/12	at Platteville	W	57-52
1/16	at River Falls	L	41-53
1/19	Roosevelt	W	80-71
1/30	at Stevens Point	L	64-85
2/2	Lakeland	W	83-80
2/5	Loras	W	89-80
2/6	at Milton	W	66-54
2/10	at Parkside	L	71-75
2/13	St. Scholastica	W	102-79
2/16	Beloit	W	69-59

2/22	at Roosevelt	L	76-78
2/24	at Grand Valley State	W	67-52
3/5	Augustana #	L	63-70
3/6	Beloit #	W	75-73
^ - Roosevelt Holiday Tournament (Chicago, Ill.)			
# - NCAA Division III Regional (Rock Island, Ill.)			

1980-1981

Head Coach: Bob Voight

Record: 13-13

Home Arena: Klotsche Center

11/23	Charleston ^	W	62-55
11/24	West Virginia ^	W	77-69
11/28	Lewis	L	57-79
12/5	Denison \$	W	65-57
12/6	Case Western Reserve \$	W	74-61
12/15	at Parkside	L	67-83
12/19	Concordia (Wis.) %	W OT	82-81
12/20	vs. Whitewater %	L	67-68
12/22	Ferris State	W	79-73
12/27	Green Bay #	L	50-70
12/28	vs. Virginia Union #	L	71-74
1/5	at Superior	W	66-58
1/6	at River Falls	W	72-71
1/10	at Oshkosh	W	71-58
1/17	River Falls	W	71-58
1/20	Parkside	L	52-68
1/23	at Eau Claire	L	50-73
1/26	at Ferris State	L	41-72
1/28	at Lakeland	L	68-80
1/31	Northland	W	93-62
2/13	at Northland	L	78-83
2/14	at St. Scholastica	W	65-51
2/17	at Beloit	L	54-62
2/21	at Colorado College	W	54-52
2/23	Grand Valley State	L	49-55
2/26	Loras	L	64-70

^ - Charleston Tournament (Charleston, WV)

\$ - Case Western Reserve Tournament (Cleveland, Ohio)

% - Concordia Tournament (Mequon, Wis.)

- Green Bay Tournament (Green Bay, Wis.)

1979-1980

Head Coach: Bob Gottlieb

Record: 9-17

Home Arena: Klotsche Center

11/30	East Tennessee State ^	L	60-78
12/1	vs. Oklahoma State ^	L	67-83
12/8	Portland State	W	71-65
12/10	at Loyola	L	66-97
12/14	Eastern Michigan	L	71-73
12/21	Southern Illinois	L	68-85
12/29	Arkansas State	W	67-66
1/3	Stevens Point	W	56-55
1/5	at Valparaiso	W	63-62
1/7	Texas-Arlington	L	67-76
1/11	at Texas Southern	L	75-87
1/12	at McNeese State	L	52-63
1/16	Townson State	W	72-59
1/19	Oral Roberts	L	80-91
1/26	at Green Bay	L	53-57
1/30	at Evansville	L	70-86

2/2	Austin Peay	L	56-58
2/4	Akron	W	82-69
2/11	at Arkansas-Little Rock	L	61-72
2/13	at Arkansas State	L	73-77
2/16	Illinois State	L	73-87
2/18	at Butler	L	68-83
2/20	UIC	L	73-81
2/23	NE Illinois	W	100-84
2/25	Jackson State	W	71-70
2/29	at East Carolina	W OT	96-86

^ - Wisconsin Tournament (Madison, Wis.)

1978-1979

Head Coach: Bob Gottlieb

Record: 8-18

Home Arena: Klotsche Center

11/24	at Wisconsin	L	55-74
11/27	Belmont Abbey	W	99-74
12/2	Lewis	W	92-77
12/4	McNeese State	W	78-61
12/9	at Southern Illinois	L	63-97
12/16	Central Michigan	L	67-82
12/19	Arkansas-Little Rock	W	78-77
12/22	vs. Gonzaga ^	L	61-63
12/23	vs. Idaho ^	L	56-70
12/28	Texas Southern	W	58-52
1/3	Parkside	L	61-77
1/6	at Western Kentucky	L	66-89
1/8	UIC	W	84-73
1/13	Iona	L	75-88
1/15	Pan American	W OT	74-73
1/18	Howard	W	74-71
1/22	Evansville	L	67-73
1/27	at Jackson State	L	61-65
1/29	at Texas-Pan American	L	83-102
2/5	St. Louis	L	62-71
2/8	Jackson State	L	46-48
2/13	at Illinois State	L	65-82
2/17	Green Bay	L OT	57-58
2/21	St. Bonaventure	L	67-73
2/27	at Maine	L	63-89
3/3	at Oral Roberts	L	66-76

^ - Portland State Tournament (Portland, Ore.)

1977-1978

Head Coach: Bob Gottlieb

Record: 15-12

Home Arena: Klotsche Center

11/25	Lewis	W	77-67
11/26	Whitewater	W	72-70
12/1	at Wisconsin	L	66-72
12/3	Stevens Point	L	65-73
12/10	Western Kentucky #	W	73-70
12/12	UIC	W	86-77
12/19	Portland State	L	61-77
12/22	Tulsa	W	97-74
12/27	at Central Michigan	L	89-91
1/5	Buffalo	L OT	75-78
1/11	at St. Bonaventure	L OT	68-70
1/18	Houston Baptist	W	79-77
1/24	Maine	W	72-69
1/28	at Parkside	W	50-48

2/3	Northern Illinois	W	81-78
2/6	Northern Colorado	W	63-51
2/7	at St. Louis	L	64-65
2/9	Lakeland	W	94-72
2/11	at Iona	L	68-81
2/13	at Wright State	L	69-71
2/18	Samford	L	62-76
2/20	at Howard	W	74-68
2/21	at UNC-Wilmington	L	57-62
2/25	Missouri-St. Louis	W	106-85
2/27	UNC-Wilmington	L	60-66
3/2	Butler	W	69-65
3/4	Valparaiso	W	102-58

- at MECCA Arena

1976-1977

Head Coach: Bob Gottlieb

Record: 19-8

11/26	SW Texas State	W	80-64
11/27	Lewis	W	76-59
12/3	Loras	W	79-69
12/9	Gonzaga	W	80-62
12/13	Georgia SW	W	68-55
12/17	Whitewater	W	93-68
12/18	Howard	W	81-78
12/20	Oakland	W	91-67
12/22	at Northern Illinois	W	76-72
12/30	at Tulsa	L	71-82
1/3	at North Dakota	L	57-76
1/17	Wright State	W	75-66
1/20	Centenary	W	82-61
1/25	at Buffalo	L OT	76-77
1/26	at Valparaiso	L	61-70
1/29	at Virginia Tech	L	79-99
2/4	at Centenary	W OT	75-74
2/5	at Samford	W	61-56
2/10	Parkside	L	58-64
2/12	Robert Morris	W	88-56
2/15	Lakeland	W	99-78
2/20	Pan American	W	86-71
2/23	Minnesota-Duluth	W	70-60
2/26	at Robert Morris	W	84-77
2/28	at Pan American	L	68-82
3/2	at Houston Baptist	W	69-68
3/5	at Northern Michigan	L OT2	79-80

1975-1976

Head Coach: Bob Gottlieb

Record: 11-15

11/29	Lewis	W	94-66
12/1	at Wichita State	L	65-107
12/4	North Dakota	L	75-86
12/9	Whitewater	W	89-87
12/11	St. Norbert	W	79-77
12/13	Northern Iowa	L	66-67
12/19	New Orleans	L	62-65
12/20	Texas Southern	L	62-70
12/23	Shaw (Mich.)	W	79-70
12/27	St. Francis (Ind.)	W	101-77
12/30	at West Texas State	L	63-85
1/7	River Falls	W	77-63
1/10	at Wayne State	W	95-60

1/12	at Oakland	W	56-54
1/17	at Cincinnati	L	61-76
1/23	Parkside	L	81-95
1/24	Loras	W	77-70
1/28	Silver Lake	W	108-65
1/31	Northern Michigan	L	75-77
2/4	at Denver	L	88-105
2/6	at Air Force	L	44-76
2/14	SIUE	W OT	63-61
2/20	at Illinois State	L	82-106
2/25	at Jacksonville	L	53-58
3/4	at New Orleans	L	57-58
3/6	at Loyola	L	71-87

1974-1975

Head Coach: Bill Klucas

Record: 8-18

11/30	at Tennessee	L	65-85
12/2	at Oral Roberts	L	70-85
12/9	Eastern Illinois #	L	64-80
12/14	Wayne State #	W	95-67
12/18	Winona State #	W	74-65
12/21	Oshkosh #	L	88-99
12/29	Air Force #	L	61-65
1/2	West Texas State #	W	99-87
1/4	at Jacksonville	L	85-100
1/7	at Florida State	L	82-104
1/11	Oglethorpe #	W	83-75
1/15	Fairleigh Dickinson #	W	77-66
1/18	Eastern Michigan #	L	71-78
1/22	at Nebraska-Omaha	L	69-80
1/30	at Eastern Illinois	L	62-78
2/1	at Western Illinois	W	64-52
2/3	Nebraska-Omaha #	L	83-91
2/8	Lewis #	W	78-66
2/10	at Northern Michigan	W	65-53
2/13	at S. Mississippi	L	80-100
2/15	at Memphis State	L	69-81
2/18	Illinois State	L	62-100
2/20	at Cincinnati	L	71-96
2/22	at Bowling Green	L	55-58
3/1	at Marshall	L	56-62
3/3	Western Illinois #	L	64-73

- at MECCA Arena

1973-1974

Head Coach: Bill Klucas

Record: 14-12

12/1	at Memphis State	L	68-89
12/3	at Arkansas State	L	63-98
12/6	at Eastern Illinois	W OT	78-71
12/8	Rocky Mountain	W	84-66
12/10	St. Mary's (TX)	W	71-55
12/15	San Francisco State	W	73-46
12/22	at Wisconsin	L	46-73
12/27	at Mercer ^	L	67-73
12/28	vs. Florida State ^	L	82-84
12/29	at Oglethorpe	W	83-72
1/2	at Georgia Southern	L	75-76
1/7	Northern Illinois	W	71-60
1/10	at Fairleigh Dickinson	L	48-55
1/12	at Youngstown State	W OT	72-70

Year-by-Year Results



1/17	Missouri-St. Louis	W	78-60
1/19	Youngstown State	W	90-75
1/21	Ball State	L	63-79
1/29	at Parkside	L	59-73
2/2	Western Illinois	W	69-56
2/7	at Utah State	L	56-87
2/9	at Air Force	W	59-58
2/11	at Colorado State	L	72-98
2/16	at Illinois State	L	55-58
2/19	Oakland University	W	62-61
2/23	Indiana State	W	80-66
2/25	at Eastern Michigan	W	64-60

^ - Mercer Tournament (Macon, Ga.)

1972-1973

Head Coach: Charles Parsley

Record: 18-8

11/27	at Ohio State	L	81-93
12/1	Missouri-Rolla	W	93-83
12/4	at Minnesota	L	60-79
12/7	at Bradley	W	74-72
12/9	at Brigham Young	L	83-101
12/11	South Dakota #	W	84-69
12/14	Western Illinois #	W	82-62
12/26	Long Island #	W	80-69
1/5	Racine-Dominican	W	101-85
1/8	Mercer #	W	79-60
1/11	at Missouri-Rolla	W	67-65
1/13	at Missouri-St. Louis	W	102-85
1/17	Manhattan #	W	81-77
1/23	UIC	W	94-74
1/27	at Ball State	W	96-87
1/30	Eastern Michigan	W	84-72
2/1	at Xavier	W	76-68
2/3	at Eastern Michigan	W	58-57
2/5	at Indiana State	L	63-81
2/8	St. Norbert #	W	84-55
2/10	at UIC	W	89-78
2/14	Eastern Illinois #	L	61-62
2/19	at Northern Illinois	L	87-104
2/23	at Western Illinois	L	63-79
2/27	Parkside	W	62-60
3/1	Northern Michigan	L	67-70

- at MECCA Arena

1971-1972

Head Coach: Charles Parsley

Record: 15-11

12/1	at St. Peter's (NJ)	W	81-80
12/4	at Southern Illinois	L	75-100
12/9	at SIUE	W	97-85
12/10	at Missouri-Rolla	L	60-81
12/13	Texas-El Paso #	L	41-57
12/23	at Ohio State	L	63-78
12/27	at Long Island	L	57-65
1/4	at Parkside	W	100-56
1/7	Missouri-Rolla	W	79-60
1/10	SIU-Carbondale #	W	88-77
1/17	Missouri-St. Louis #	L OT	87-88
1/20	at St. Norbert	W	100-57
1/22	Georgia Southern	W	90-87
1/25	UIC	W	108-70

1/28	Northern Michigan	W	106-77
1/31	at DePaul	L	79-80
2/2	at Xavier	L	62-82
2/5	Racine Dominican	W	88-65
2/7	Parkside #	W	94-69
2/14	St. Norbert	W	114-86
2/17	Creighton #	L	68-87
2/19	SIUE	W	83-71
2/22	at Northern Michigan	L	97-106
2/25	at UIC	W	128-74
2/28	at South Dakota	W	89-84
3/3	Oral Roberts	L	95-100

at MECCA Arena

1970-1971

Head Coach: Charles Parsley

Record: 13-10

12/5	at NE Missouri	L	61-88
12/7	New Orleans	L	88-99
12/11	Ripon	W	81-78
12/14	at Missouri-St. Louis	L	68-75
12/17	Long Beach State	L	52-77
12/19	South Alabama	W	74-59
12/21	Georgia SW	W	82-66
12/22	SIUE	W	104-96
1/4	Missouri-Rolla	W	58-54
1/6	St. Norbert	W	79-75
1/11	at Creighton	L	51-86
1/17	Green Bay	L	60-79
2/2	at Stetson	W	74-73
2/3	at Florida State	L	61-98
2/6	St. Norbert	W	71-67
2/9	at Marquette	L	56-98
2/11	at UIC	W	82-64
2/13	Parkside	W	84-59
2/16	at DePaul	L	66-81
2/18	at Green Bay	L	75-82
2/23	UIC	W	88-79
2/25	at SIUE	W	82-79
2/26	at Missouri-Rolla	W	74-72

1969-1970

Head Coach: Ray Krzoska

Record: 14-12

12/2	Mount St. Paul	W	100-77
12/4	Oklahoma City	L	73-81
12/6	at Marquette	L	58-86
12/10	at Ripon	W	78-73
12/13	at St. Joseph's	W	80-71
12/15	Monmouth	W	96-81
12/18	at UIC	W	88-79
12/20	Edinboro State	W	104-85
12/22	Oakland	W	112-92
12/29	North Central ^	W	68-55
12/30	UIC ^	L	70-72
1/5	St. Norbert	W	96-59
1/8	at Missouri-Rolla	L	70-78
1/10	at Missouri-St. Louis	L	75-94
1/26	at LSU-New Orleans	L	91-129
1/28	at South Alabama	L	77-84
1/29	at Samford	L	68-87
2/3	Lake Forest	W	75-74

2/5	at Creighton	L	65-102
2/7	Missouri-St. Louis	W	94-65
2/10	UIC	W	85-70
2/16	at DePaul	L	72-90
2/18	at St. Norbert	L	75-77
2/23	Missouri-Rolla	W	89-59
2/27	at Oakland	W	93-70
2/28	at Ferris State	L	95-107

^ - UWM Holiday Tournament (Milwaukee, Wis.)

1968-1969

Head Coach: Ray Krzoska

Record: 15-11

11/30	Eastern Illinois	W	79-78
12/2	at North Park	L	76-82
12/3	Northeast Missouri	W	84-68
12/4	at Carthage	L	76-78
12/7	at Iowa	L	80-116
12/10	Lake Forest	W	94-70
12/12	St. Norbert	W	83-80
12/14	at Dubuque	L	84-101
12/16	at UIC	W	89-84
12/19	Creighton	W	79-78
12/21	Western Illinois	W	117-69
12/27	at Monmouth	L	71-85
1/4	St. Joseph's (Ind.)	W	71-59
1/6	Dubuque	W	92-77
1/9	at St. Norbert	L	97-102
1/14	at Marquette	L	60-118
1/25	Ferris State	W	98-81
1/30	Carthage	L	83-84
2/6	Missouri-St. Louis	W	100-98
2/8	at DePaul	L	79-111
2/10	Loyola Marymount	W	73-60
2/12	at Eastern Illinois	L	54-95
2/18	UIC	W	83-72
2/22	at Missouri-St. Louis	L	106-127
2/24	at Western Illinois	W	80-72
2/26	Bellarmino	W	91-88

1967-1968

Head Coach: Ray Krzoska

Record: 16-11

12/2	North Park	W	91-86
12/5	at St. Joseph's (Ind.)	L	95-104
12/9	Western Ontario	W	107-56
12/11	Northland	W	92-62
12/13	Dubuque	W	102-87
12/16	at Creighton	L	81-109
12/18	Wittenberg	W	102-87
12/21	Monmouth	W	112-89
12/28	vs. Defiance ^	L	86-99
12/29	vs. Elmhurst ^	W	92-73
1/2	Northern Arizona	W	97-86
1/4	Quincy	W	101-80
1/6	at DePaul	L	69-82
1/9	at Eastern Michigan	L	86-109
1/13	at Northland	W	87-64
1/31	at Loyola Marymount	L	80-82
2/1	at Oklahoma City	L	99-127
2/3	at Missouri-St. Louis	L	81-87
2/6	Eastern Michigan	W	87-75



2/8	Washington (Mo.)	W	71-64
2/10	at St. Norbert	L	94-110
2/14	at Marquette	L	57-94
2/17	Missouri-St.Louis	W	98-75
2/22	Dominican-Racine	W	90-47
2/24	Whitewater	W	121-102
2/27	at Dubuque	L	62-72
3/2	St. Norbert	W	95-91

^ - Monmouth Tournament (Monmouth, Ill.)

1966-1967

Head Coach: Ray Krzoska

Record: 14-11

12/1	at St. Norbert	L	76-91
12/3	St. Joseph's (Ind.)	W	82-76
12/6	at Butler	L	86-97
12/8	St. John's (Minn.)	W	102-95
12/14	at Whitewater	L	76-82
12/16	at Dubuque	W	85-83
12/19	Illinois State	W	94-86
12/22	Western Illinois	W	84-71
12/30	Swedish Nationals #	L	83-98
1/3	at Northern Illinois	L	73-75
1/6	Western Ontario	W	100-74
1/7	at Wayne State	L	71-82
1/10	Illinois Tech	W	100-82
1/26	at Western Illinois	L	80-86
1/27	at Washington (Mo.)	W	75-69
1/31	Whitewater	W	99-66
2/4	Northern Illinois	L	75-79
2/9	Dominican-Racine	W	67-60
2/11	at Buffalo	L	77-88
2/13	St. Norbert	W	96-76
2/18	at Marquette	L	80-90
2/22	at DePaul	L	48-77
2/25	Wayne State	W	71-53
2/27	Dubuque	W	101-74
3/1	at Illinois State	W	77-69

at MECCA Arena (exhibition game)

1965-1966

Head Coach: Ray Krzoska

Record: 15-10

12/1	at Bradley	L	68-104
12/4	at Carroll	W	101-91
12/6	at Whitewater	W	85-78
12/8	North Dakota State	L	73-83
12/11	UIC	W	135-77
12/15	St. Norbert	W	102-98
12/21	vs. Lakeland ^	L	84-95
12/22	vs. Ripon ^	W	99-96
1/5	at Central Michigan	L	68-86
1/8	at Loras	L	72-94
1/11	Carroll	W	116-71
1/22	at Illinois State	L	89-97
1/26	Whitewater	W	78-55
1/29	Western Illinois	W	78-63
2/3	at Arizona State	L	86-96
2/4	vs. Southern Utah \$	W	100-84
2/6	at UNLV \$	L	67-68
2/7	at Weber State	L	94-104
2/12	Northern Illinois	W	106-84

2/16	at St. Norbert	W	84-82
2/21	at Marquette	L	64-82
2/24	Illinois Tech	W	98-80
2/26	Illinois State	W	100-80
3/1	Racine-Dominican	W	73-65
3/4	Central Michigan	W	81-80
^ - Oshkosh Tournament (Oshkosh, Wis.)			
\$ - Las Vegas Tournament (Las Vegas, Nev.)			

1964-1965

Head Coach: Ray Krzoska

Record: 9-14

12/2	Whitewater	W	81-76
12/3	at St. Norbert	L	104-109
12/5	Eastern Illinois	W	67-66
12/8	at Northern Illinois	L	80-92
12/11	at Carroll	L	74-81
12/17	Western Illinois	W	96-88
12/21	Central Michigan	W	86-74
1/4	Oshkosh	L	89-91
1/6	Loras	W	111-89
1/9	at Western Illinois	L	74-82
1/13	at Central Michigan	L	68-79
1/22	St. Mary's (Minn.)	L	78-80
1/23	at Illinois State	L	83-104
1/29	at Montana	L	62-96
1/30	Carroll (Mont.)	L	61-72
2/1	at North Dakota State	L	78-85
2/6	Wabash	W	104-79
2/9	at Whitewater	W	90-86
2/13	Illinois State	W	95-92
2/17	St. Norbert	L	83-87
2/20	at Wabash	L	63-65
2/25	at Marquette	L	65-79
2/27	Carroll	W	108-70

1963-1964

Head Coach: Ray Krzoska

Record: 3-18; 3-9 WSCC

12/3	St. Norbert	L	66-88
12/7	at Eastern Illinois	L	63-87
12/14	at Oshkosh*	L	66-103
12/17	Western Illinois	L	50-86
12/19	at Stevens Point*	L	64-80
12/21	Platteville*	W	89-88
12/30	Northern Illinois	L	54-66
1/2	Indiana State	L	69-77
1/4	at Marquette	L	67-98
1/8	at Loras	L	59-71
1/10	at River Falls*	L	58-71
1/11	at Superior*	L	86-100
1/14	Illinois State	L	66-72
1/29	at Illinois State	L	84-100
2/1	Whitewater*	L	73-92
2/3	Oshkosh*	L	80-82
2/8	at Platteville*	L	76-78
2/14	Stout*	W	79-76
2/15	Eau Claire*	W	94-48
2/22	Stevens Point	L	69-85
3/2	at Whitewater*	L	81-89

1962-1963

Head Coach: Russ Rebholz

Record: 4-17; 3-9 WSCC

12/1	at Illinois State	L	54-90
12/5	at St. Norbert	L	65-95
12/8	Stevens Point*	L	51-55
12/10	at Loyola	L	47-107
12/11	at Northern Illinois	L	44-95
12/15	Loras	W	79-47
12/20	at Whitewater*	L	61-64
12/27	Illinois State	L	72-74
1/3	at Indiana State	L	50-84
1/11	Superior*	W	74-54
1/12	River Falls*	W	68-66
1/15	at Western Illinois	L	65-85
1/26	at Platteville*	L	93-102
2/2	at Stevens Point*	L	67-81
2/9	at Marquette	L	54-101
2/12	Oshkosh*	L	60-62
2/15	at Stout*	L	67-82
2/16	at La Crosse*	L	65-72
2/23	Whitewater*	L	51-80
2/25	at Oshkosh*	L	56-86
3/2	Platteville*	W	77-60

* - WSCC game

1961-1962

Head Coach: Russ Rebholz

Record: 4-17; 3-9 WSCC

12/1	Eastern Illinois	W	67-59
12/6	St. Norbert	L	67-76
12/9	Whitewater*	L	70-73
12/12	at Loras	L	88-89
12/16	at Oshkosh*	L	75-91
12/18	Platteville*	W	71-57
12/21	at Stevens Point*	L	82-94
12/23	at Wittenberg	L	43-91
12/27	at Marquette	L	50-93
1/2	Northern Illinois	L	71-91
1/6	Concordia	L	60-65
1/20	at Eau Claire*	L	82-88
1/22	at River Falls*	L	71-82
1/27	at Whitewater*	L	79-93
1/31	Concordia	L	70-88
2/3	Oshkosh*	L	79-90
2/9	Stout*	W	97-79
2/10	La Crosse*	W	77-76
2/17	at Platteville*	L	69-84
2/24	Stevens Point*	L	72-78
3/3	at Central Michigan	L	79-91

* - WSCC game

1960-1961

Head Coach: Russ Rebholz

Record: 8-12; 5-7 WSCC

12/1	Milton	W	95-74
12/3	at Eastern Illinois	L	87-93
12/6	at Marquette	L	63-99
12/8	at St. Norbert	W	89-83
12/10	at Platteville*	L	96-126
12/14	Loras	W	88-84
12/17	Stevens Point*	W	87-72

Year-by-Year Results



12/27	at Ball State	L	78-94
1/3	at Northern Illinois	L	84-103
1/6	River Falls*	W	97-61
1/7	Eau Claire*	W	80-78
1/16	at Whitewater*	W	80-78
1/21	Oshkosh*	W	85-82
1/23	at Northern Michigan	L	73-115
1/28	at Stevens Point*	L	75-84
2/4	Platteville*	L	75-87
2/10	at La Crosse*	L	85-95
2/11	at Superior*	L	75-84
2/25	Whitewater*	L	67-88
2/27	at Oshkosh*	L	97-107

1959-1960

Head Coach: Russ Rebholz

Record: 18-4; 10-2 WSCC

12/1	at Milton	W	81-67
12/5	Eastern Illinois	W	101-77
12/11	St. Norbert	W	101-61
12/12	Northern Michigan	W	101-71
12/17	Whitewater*	W	90-74
12/19	Central Michigan	W	95-68
12/26	at Marquette	L	70-84
1/2	Ball State	W	91-72
1/6	at Loras	W	89-75
1/8	at Eau Claire*	W	81-59
1/9	at Stout*	W	80-59
1/16	at Oshkosh*	W	85-83
1/23	Platteville*	W	71-65
1/29	at Stevens Point*	W	75-61
2/6	at Whitewater*	L	55-70
2/12	La Crosse*	W	83-66
2/13	Superior*	W	86-83
2/20	Oshkosh*	W	87-80
2/27	at Platteville*	L	79-80
2/29	Stevens Point*	W	73-71
3/4	vs. Lincoln #	L	92-100
3/5	vs. Augustana #	W	109-82

* - WSCC game

- NCAA Small College Regional (Wheaton, Ill.)

1958-1959

Head Coach: Russ Rebholz

Record: 17-4; 11-2 WSCC

12/3	Milton	W	90-77
12/6	at Eastern Illinois	L	83-106
12/10	at St. Norbert	W	85-79
12/13	Oshkosh*	W	104-72
12/16	at Platteville*	L	77-99
12/19	La Crosse*	W	79-52
12/27	at Marquette	L	60-76
1/10	Stevens Point*	W	101-92
1/17	Stout*	W	92-84
1/24	Eau Claire*	W	101-100
1/26	at Michigan Tech	W	81-74
1/27	at Northern Michigan	W	87-81
1/31	at Whitewater*	W	83-72
2/2	at Oshkosh*	W	98-84
2/7	Platteville*	W	98-68
2/10	Beloit	W	103-53

2/13	at Superior*	W	87-85
2/14	at River Falls*	W	89-83
2/18	Loras	W	105-77
2/21	at Stevens Point*	L	43-50
3/2	Whitewater*	W	104-90

* - WSCC game

1957-1958

Head Coach: Russ Rebholz

Record: 13-7; 7-5 WSCC

12/3	at Loras	W	81-72
12/6	at Macalester	W	75-73
12/10	at Milton	W	72-59
12/12	St. Norbert	W	88-77
12/18	at Stevens Point*	L	90-91
12/20	Northern Michigan	W	102-72
1/4	St. Cloud Teachers	L	72-88
1/11	Whitewater*	W	95-67
1/17	at La Crosse*	L	90-94
1/20	at Stout*	L	78-93
1/25	at Oshkosh*	L	66-74
2/1	Platteville*	W	82-71
2/3	Stevens Point*	W	91-88
2/14	River Falls*	W	85-80
2/15	Superior	W	105-88
2/21	Michigan Tech	W	82-70
2/22	at Whitewater*	W	109-85
3/1	Oshkosh*	W	93-69
3/3	at Platteville	L	83-112

* - WSCC game

1956-1957

Head Coach: Russ Rebholz

Record: 12-7; 7-5 WSCC

11/30	Macalester	W	74-62
12/1	Northern Illinois	W	86-70
12/4	Milton	W	74-51
12/8	Loras	W	77-70
12/12	at St. Norbert	L	68-71
12/15	Whitewater*	W	87-80
12/18	Oshkosh*	W	80-65
12/21	Allen Bradley	L	83-91
1/4	at Michigan Tech	W	81-55
1/12	at Platteville	L	80-96
1/18	La Crosse*	W	99-70
1/19	Stout*	W	97-79
1/26	Stevens Point*	W	90-86
2/4	Whitewater*	W	94-86
2/9	at Oshkosh*	L	59-68
2/15	at Eau Claire*	L	90-95
2/16	at River Falls*	L	89-105
2/23	Platteville*	W	87-81
3/2	at Stevens Point*	L	72-84

* - WSCC game

1955-1956

Head Coach: Russ Rebholz

Record: 13-8; 7-5 WSCC

12/2	at Northern Illinois	L	82-88
12/3	Carroll	W	86-58
12/5	Milton	W	107-55
12/6	at DePaul	L	68-86

12/10	Platteville*	L	85-91
12/13	St. Norbert	W	84-82
12/17	at Stevens Point*	L	66-67
1/10	at Carroll	W	67-63
1/13	at Superior*	L	74-88
1/14	at La Crosse*	L	50-85
1/18	at Great Lakes Navy	W	115-66
1/21	Whitewater*	W	89-78
1/28	at Oshkosh*	W	90-78
1/30	at Platteville*	L	74-92
2/4	Stevens Point*	W	76-67
2/10	Eau Claire*	W	87-83
2/11	River Falls*	W	98-82
2/16	at St. Norbert	L	67-87
2/18	Michigan Tech	W	118-107
2/25	at Whitewater*	W	82-75
2/27	Oshkosh*	W	90-79

* - WSCC game

1955-1954

Head Coach: Russ Rebholz

Record: 11-10; 7-5 WSUC

11/30	at St. Norbert	L	65-77
12/1	at Michigan Tech	L	76-89
12/4	at Central Michigan	L	57-79
12/7	Milton	W	97-39
12/10	at Carroll	W	92-59
12/18	at Whitewater*	L	57-77
1/8	Oshkosh*	W	84-78
1/11	at Lawrence	L	52-68
1/14	Superior*	W	95-86
1/15	La Crosse*	W	101-77
1/18	St. Norbert	L	81-84
1/22	at Platteville*	L	70-82
1/29	Stevens Point*	W	94-70
2/5	Whitewater*	L	77-90
2/8	Carroll	W	97-76
2/11	at Stout*	W	93-87
2/12	at Eau Claire*	L	47-72
2/15	Lawrence	W	86-74
2/19	at Oshkosh*	W	84-79
2/26	Platteville	W	87-72
2/28	at Stevens Point*	L	59-83

* - WSCC game

1953-1954

Head Coach: Russ Rebholz

Record: 14-7; 9-3 WSUC

11/21	at Milton	W	71-46
11/24	St. Norbert	W	89-80
12/4	at De Paul	L	47-102
12/8	Concordia	W	68-61
12/12	at Oshkosh*	L	82-85
12/19	Platteville*	W	71-67
1/5	at Carroll	L	54-85
1/7	Milton	W	97-48
1/9	Stevens Point*	W	67-59
1/15	at River Falls*	W	95-78
1/16	at Superior*	W	67-61
1/23	at St. Norbert	L	63-73
1/26	Carroll	W	83-68
1/30	Whitewater*	W	73-54

MILWAUKEE®

2/1	Oshkosh*	W	96-74
2/6	at Platteville	L	68-113
2/12	Stout*	W	96-74
2/13	Eau Claire*	L	78-86
2/20	Stevens Point	W	82-62
2/27	at Lawrence	L	60-58
3/1	at Whitewater*	W	76-62

* - WSUC Game

1952-1953

Head Coach: Russ Rebholz

Record: 9-11; 6-6 WSUC

11/20	Milton	W	70-62
11/29	at Luther	L	69-80
12/5	Illinois Tech	L	59-76
12/6	at Central Michigan	L	49-68
12/13	Stevens Point*	L	67-78
1/10	at Whitewater*	W	79-60
1/12	at Illinois Tech	L	76-78
1/16	Superior*	W	66-61
1/17	River Falls*	W	92-77
1/24	Oshkosh*	W	78-65
1/27	at Carroll	L	58-65
1/31	at Platteville*	L	80-88
2/2	at Stevens Point*	L	79-82
2/3	Carroll	W	76-70
2/13	at Stout*	W	88-69
2/14	at La Crosse*	L	77-91
2/21	Whitewater*	W	75-51
2/27	Oshkosh*	L	92-103
2/28	Central Michigan	W	74-64
3/2	Platteville*	L	73-78

* - WSUC Game

1951-1952

Head Coach: Guy Penwell

Records: 5-15; 3-9 WSUC

11/29	Milton	W	72-70
12/7	at Illinois Tech	L	47-74
12/8	at Central Michigan	L	48-68
12/15	Whitewater*	L	54-61
12/20	Luther	W	64-57
1/5	Illinois Tech	L	50-79
1/7	at De Paul	L	44-97
1/9	at Oshkosh*	L	53-67
1/12	River Falls*	L	70-71
1/14	at Eau Claire*	L	66-78
1/19	Platteville	W	56-50
1/24	at Milton	L	43-79
1/26	at Stevens Point*	L	66-71
2/4	at Whitewater*	L	52-77
2/6	Central Michigan	L	51-81
2/9	Oshkosh*	L	67-88
2/16	Stout*	W	77-63
2/18	La Crosse*	L	72-75
2/23	at Platteville*	L	60-70
3/1	Stevens Point*	W	66-52

1950-1951

Head Coach: Guy Penwell

Record: 6-15; 3-9 WSUC

11/18	at Milton	L	59-61
-------	-----------	---	-------

11/24	Concordia (Wis.)	W	50-44
12/1	Lutheran Seminary	L	49-55
12/9	at Macalester	L	47-73
12/16	at Platteville*	L	54-83
12/20	Stevens Point*	W	68-66
12/28	vs. Anderson (Ind.) ^	L	48-51
12/29	vs. SE Missouri ^	L	45-55
1/11	at Illinois Tech	L	76-78
1/13	Eau Claire*	L	44-58
1/20	River Falls*	L	44-66
1/27	at Whitewater*	L	41-43
2/2	Oshkosh*	W	57-48
2/5	Platteville*	L	45-53
2/10	at Stevens Point*	L	52-60
2/17	at La Crosse*	L	34-50
2/19	at Superior*	L	35-42
2/23	Illinois Tech	W	58-55
2/24	at Concordia	W	53-49
3/3	Whitewater*	L	52-62
3/5	at Oshkosh*	W	55-53

* - WSUC Game

^ - Central States Tournament (Charleston, Ill.)

1949-1950

Head Coach: Guy Penwell

Record: 20-7; 9-4 WSTCC

11/16	at Allen-Bradley	W	47-46
11/21	Whitewater*	W	62-50
11/30	Milton	W	71-24
12/3	at Concordia	W	67-42
12/8	at Illinois Tech	L	59-65
12/9	at Eastern Illinois	L	41-74
12/10	at Illinois State	W	70-60
12/11	at Caterpillar Diesels	L	41-73
12/15	Whitewater*	W	55-44
12/16	Macalaster	W	62-56
12/21	Allen-Bradley	W	70-62
1/6	Illinois Tech	W	76-64
1/10	at Oshkosh*	W	65-61
1/12	Carroll	W	49-43
1/13	at Stout*	W	70-59
1/14	at Eau Claire*	L	62-66
1/21	Platteville*	W	59-46
1/28	at Stevens Point*	W	47-46
2/3	Concordia	W	72-58
2/8	at Whitewater*	L	65-70
2/11	La Crosse*	W	50-41
2/13	Superior*	W	60-49
2/17	Oshkosh*	L	67-72
2/18	Chicago State	W	73-60
2/21	at Carroll	W	56-54
2/25	at Platteville*	L	50-66
2/27	Stevens Point*	W	61-41

* - WSTCC Game

1948-1949

Head Coach: Guy Penwell

Record: 10-12; 5-7 WSTCC

11/16	Harlem Legionaires	W	68-38
11/19	Concordia (Wis.)	W	59-25
11/21	at Caterpillar Deisels	L	40-66
12/1	at St. Norbert	L	47-52

12/3	Oshkosh*	W	58-54
12/10	Platteville*	L	45-52
12/17	Stevens Point*	W	52-42
12/18	Concordia (Wis.)	W	67-31
1/8	at Chicago State	L	47-51
1/14	Eau Claire*	L	58-74
1/15	Stout*	W	40-35
1/20	at Whitewater*	L	63-65
1/29	Eastern Illinois	L	78-79
2/5	at Platteville*	L	72-76
2/8	St. Norbert	L	60-62
2/11	at Superior*	L	54-63
2/12	at River Falls*	L	75-100
2/17	at Oshkosh*	L	57-67
2/18	at Stevens Point*	W	74-55
2/19	Illinois Tech	W	56-46
2/23	Whitewater*	W	74-47
2/25	at Illinois Tech	W	50-48

* - WTSCC Game

1947-1948

Head Coach: Guy Penwell

Record: 13-8; 5-3 WSTCC-South

11/30	Rhinelanders	W	45-44
12/4	at Loyola ^	L	38-55
12/5	vs. Illinois Tech ^	W	46-43
12/6	Concordia (Wis.)	W	77-46
12/12	at Miami (Ohio)	L	56-63
12/13	at Ball State	L	49-53
12/17	St. Norbert	W	61-48
12/19	Central Michigan	W	47-44
1/3	Eau Claire	W	66-57
1/9	at Platteville*	W	68-61
1/15	Whitewater*	W	55-41
1/17	at Michigan Central	L	48-54
1/21	at Concordia	W	62-34
1/24	at Stevens Point*	W	67-44
1/30	at Oshkosh*	L	30-57
2/6	Stevens Point*	L	51-63
2/10	at Carroll	W	45-36
2/13	Platteville*	L	59-61
2/18	at Whitewater*	W	65-43
2/20	Oshkosh*	W	48-46
2/21	Carroll	W	81-51
2/27	at St. Norbert	L	49-73

* - WSTCC-South Game

^ - Loyola University Invitational (Chicago, Ill.)

1946-1947

Head Coach: Guy Penwell

Record: 11-8; 6-2 WSTCC-South

11/26	Carroll	W	43-34
11/29	at Loyola	L	41-78
12/7	Stout	W	45-43
12/21	Central Michigan	W	64-40
12/23	Ball State	L	42-73
12/30	at Iowa State	W	44-35
1/3	at Central Michigan	L	44-47

(no other results listed)

1941-1942

Head Coach: Guy Penwell

Record: 11-5; 6-2 WSTCC

11/12	Alumni	L	41-49
11/26	at Great Lakes	L	44-59
12/4	at Carroll	W	60-38
12/10	at St. Norbert	L	46-47
12/13	Iowa State Teachers	W	50-33
1/10	Carroll	W	50-38
1/16	at Platteville*	W	55-42
1/20	Whitewater*	W	60-31
1/22	at Oshkosh*	W	56-31
2/5	Stevens Point*	L	42-57
2/12	Oshkosh*	W	56-31
2/14	at Stevens Point*	L	43-44
2/17	at Whitewater*	W	44-34
2/20	Platteville*	W	45-36
2/27	St. Norbert	W	62-36
3/6	at Chicago Teachers	W	49-31

* - WSTCC Game

1940-1941

Head Coach: Guy Penwell

Record: 16-0; 8-0 WSTCC

12/3	at Carroll	W	28-21
12/6	Chicago Teachers	W	37-25
12/13	River Falls	W	54-31
12/21	Wayne Teachers	W	58-38
1/7	Carroll	W	49-42
1/10	at Stevens Point*	W	51-48
1/14	St. Norbert	W	45-36
1/17	at Platteville*	W	91-51
1/21	Oshkosh*	W	62-42
1/25	at George Williams	W	52-45
1/31	at Whitewater*	W	58-48
2/7	Stevens Point*	W	61-42
2/11	at St. Norbert	W	51-36
2/18	Whitewater*	W	63-38
2/21	Platteville*	W	87-50
2/28	Oshkosh*	W	40-39

* - WSTCC Game

1939-1940

Head Coach: Guy Penwell

Record: 12-4; 7-1 WSTCC

12/8	at Carroll	L	37-53
12/15	at Chicago Teachers	W	35-32
12/16	at Illinois Normal	L	33-43
12/21	at Peru Teachers	L	32-45
12/22	at Wayne Teachers	W	53-44
1/5	Carroll	W	49-37
1/13	at St. Norbert	W	50-42
1/18	at Oshkosh*	W	52-41
1/20	at Stevens Point*	W	48-44
1/23	Whitewater*	W	55-42
1/26	at Platteville*	W	59-36
2/3	St. Norbert	W	50-48
2/9	Stevens Point*	W	58-44
2/13	at Whitewater*	L	39-40
2/16	Oshkosh*	W	59-53
2/23	Platteville*	W	53-32

* - WSTCC Game

1938-1939

Head Coach: Guy Penwell

Record: 9-7; 5-3 WSTCC

12/3	Concordia (Wis.)	W	46-34
12/6	Carroll	L	32-56
12/9	St. Norbert	L	44-57
12/16	Jordan	W	41-38
12/20	Carroll	L	26-56
1/2	Illinois National	L	26-31
1/6	Oshkosh*	W	39-31
1/13	Platteville*	W	39-31
1/17	Whitewater*	L	38-58
1/27	Stevens Point*	L	28-31
2/3	George Williams	W	43-20
2/10	Platteville*	L	40-43
2/14	Whitewater*	W	45-40
2/17	Stevens Point*	W	45-34
2/18	St. Norbert	W	48-42
3/2	Oshkosh*	W	49-31

* - WSTCC Game

1937-1938

Head Coach: Guy Penwell

Record: 11-5; 5-3 WSTCC

12/3	Concordia (Wis.)	W	38-22
12/10	at St. Norbert	W	33-32
12/11	at Jordan College	W	38-37
12/16	Hamline	L	36-42
1/3	Illinois Normal	L	37-41
1/7	at Wright JC	W	45-39
1/8	at George Williams	W	52-24
1/14	Oshkosh*	L	28-35
1/20	St. Norbert	W	36-34
1/25	at Whitewater*	W	42-37
2/4	at Platteville*	W	13-9
2/11	at Oshkosh*	L	31-38
2/15	Whitewater*	W	50-45
2/18	at Stevens Point*	L	45-54
2/25	Platteville*	W	35-34
3/4	Stevens Point*	W	37-35

* - WSTCC Game

1936-1937

Head Coach: Guy Penwell

Record: 7-9; 3-5 WSTCC

12/4	Wright JC	W	21-19
12/11	Alumni	L	15-34
12/12	at North Central	W	24-23
12/18	Hamline	L	16-25
12/21	at Illinois Normal	L	37-59
1/5	River Falls	W	39-32
1/8	Stevens Point*	L	26-39
1/15	at Oshkosh*	W	31-27
1/22	at Platteville*	L	18-30
2/5	Platteville*	W	37-35
2/12	St. Norbert	W	23-22
2/19	Oshkosh*	L	21-35
2/23	Whitewater*	W	37-32
2/26	at Stevens Point*	L	35-49
3/2	at Whitewater*	L	32-49
3/5	at Concordia	L	17-24

* - WSTCC Game

1935-1936

Head Coach: Guy Penwell

Record: 12-5; 6-2 WSTCC

12/3	Marquette	L	25-29
12/6	Carroll	W	33-31
12/13	St. Norbert	W	39-18
12/20	Minnesota	L	26-30
12/21	River Falls	W	43-41
12/28	Stevens Point*	L	31-39
1/11	Carroll	L	33-37
1/14	Whitewater*	W	41-24
1/17	Stevens Point*	L	29-31
1/18	St. Norbert	W	43-35
1/24	Oshkosh*	W	30-23
2/1	Concordia	W	35-25
2/7	Platteville*	W	33-29
2/14	Concordia	W	40-22
2/21	Oshkosh*	W	43-38
2/25	Whitewater*	W	48-28
3/3	Platteville*	W	49-35

* - WSTCC Game

1934-1935

Head Coach: Guy Penwell

Record: 9-6; 5-3 WSTCC

12/1	Concordia	W	45-22
N/A	YMCA	W	19-17
1/13	at Whitewater*	W	28-20
1/16	at Platteville*	L	15-25
1/17	at La Crosse*	L	16-20
1/23	at Oshkosh*	W	23-17
1/27	at YMCA	W	27-22
2/10	Northwestern	W	38-36
2/13	Platteville*	W	40-19
2/20	La Crosse*	L	29-36
2/24	Whitewater*	W	28-24
2/27	Oshkosh*	L	29-33
3/6	at River Falls	L	17-31
3/7	at Eau Claire	W	32-20

*WSTCC Game

1929-1930

Head Coach: Milton Murray

Record: 6-7; 4-4 WSTCC

12/5	Alumni	W	24-20
12/12	at Marquette	L	16-20
12/16	Northwestern	L	26-30
1/8	YMCA Reds	W	31-24
1/11	at Whitewater*	W	20-17
1/17	at Oshkosh*	W	31-29
1/21	La Crosse*	W	25-22
1/24	Platteville*	L	27-28
2/5	Oshkosh*	W	33-31
2/13	at La Crosse*	L	24-30
2/14	at Platteville*	L	26-29
2/21	Whitewater*	L	20-27
2/28	Northwestern	L	14-28

* - WSTCC Game

1928-1929

Head Coach: Milton Murray

Record: 5-10; 2-7 WSTCC

12/7	Alumni	W	35-34
12/12	Wauwatosa Sem.	W	42-37
12/14	at Northwestern	W	25-23
1/12	at YMCA	L	24-26
N/A	YMCA	L	30-31
1/18	La Crosse*	W	40-27
1/25	at Oshkosh*	L	17-27
1/26	Stevens Point*	L	24-41
N/A	Northwestern	L	20-28
2/6	at La Crosse*	L	22-25
2/7	at Platteville*	L	17-27
2/13	at Whitewater*	L	18-38
2/19	Whitewater*	L	26-33
N/A	Oshkosh*	W	34-25
3/1	Platteville*	L	15-29

* - WSTCC Game

1927-1928

Head Coach: Milton Murray

Record: 5-12; 2-7 WSTCC

12/8	at Marquette	L	24-31
12/13	at Carroll	L	30-35
12/16	at Loyola	L	24-48
N/A	YMCA	W	27-19
1/7	Concordia	W	52-21
1/14	Whitewater*	L	18-23
N/A	Milton College	L	28-33
1/23	La Crosse*	L	22-24
2/4	Platteville*	L	19-24
2/10	Stevens Point*	L	31-34
N/A	YMCA	L	25-30
2/18	at La Crosse*	W	23-21
2/20	at Platteville*	L	24-47
2/24	at Oshkosh*	L	24-42
2/27	Whitewater*	W	25-16
3/2	Oshkosh*	L	24-49
N/A	Milton College	W	38-34

* - WSTCC Game

1926-1927

Head Coach: Milton Murray

Record: 1-11; 1-6 WNC

12/22	Alumni	L	19-25
1/5	YMCA	L	18-43
1/15	Platteville*	L	21-37
1/26	at Whitewater*	L	15-22
2/5	Oshkosh*	W	28-24
2/12	at La Crosse*	L	27-33
2/14	at Platteville*	L	33-55
2/15	Loyola	L	34-35
2/25	at Oshkosh*	L	19-29
2/26	at Stevens Point	L	24-26
3/1	YMCA	L	34-36

* - WNC Game

1925-1926

Head Coach: Barney Anderson

Record: 5-9; 2-6 WNC

12/1	Alumni	W	34-20
------	--------	---	-------

12/5	at Marquette	L	14-30
12/15	at La Crosse*	L	23-36
12/18	Oshkosh*	L	12-27
1/11	YMCA	L	21-24
1/26	at American College	W	34-26
1/30	American College	W	34-19
2/6	La Crosse*	L	26-30
2/10	Platteville*	L	16-22
2/13	at Whitewater*	L	12-20
2/17	at Oshkosh*	L	18-34
2/19	Whitewater*	W	26-24
2/20	at Milton College	L	25-32
2/24	at Platteville*	W	16-6

* - WNC Game

1924-1925

Head Coach: Barry Anderson

Record: 7-10; 2-4 WNC

N/A	Alumni	W	36-17
12/16	Alumni	L	24-28
1/7	at Marquette	L	11-16
1/13	American College	W	24-17
1/17	at Carroll	L	10-30
1/20	YMCA	L	24-26
1/23	Stevens Point	W	24-15
1/27	La Crosse*	L	13-38
1/31	at Whitewater*	W	15-11
2/3	Carroll	L	15-31
2/6	Oshkosh*	L	14-21
2/11	at St. John Military Acad.	L	19-25
2/13	at La Crosse*	L	28-39
2/17	Whitewater*	W	22-12
2/18	St. John's Mil. Acad.	W	30-22
2/24	at Oshkosh*	L	11-27
2/27	at Stevens Point	W	20-18

* - WNC Game

1923-1924

Head Coach: Barney Anderson

Record: 11-5; 3-3 WNC

12/10	at Marquette	L	5-22
12/12	Concordia	W	24-17
12/15	at American College	W	16-14
12/18	at Carroll	L	15-25
1/8	Alumni	W	22-9
1/12	at La Crosse*	L	16-34
1/19	at Whitewater*	W	18-13
1/22	at Loyola	W	23-13
1/25	Oshkosh*	L	27-28
1/30	St. John's Military Acad.	W	33-12
N/A	at St. John Military Acad.	W	34-14
2/2	American College	W	23-15
2/8	Loyola	W	25-24
2/15	at Oshkosh*	W	26-23
2/20	at La Crosse*	L	17-34
2/26	Whitewater*	W	18-5

* - WNC Game

1922-1923

Head Coach: Barney Anderson

Record: 2-10; 1-7 WNC

N/A	Alumni	W	36-17
12/16	at Carroll	L	15-24
1/16	Carroll	L	14-15
1/19	Platteville*	L	20-28
1/22	Whitewater*	W	13-12
2/2	at Platteville*	L	18-30
2/7	at Oshkosh*	L	9-31
2/10	La Crosse*	L	20-25
2/13	Oshkosh*	L	18-33
2/16	at Stevens Point	L	30-43
2/21	at La Crosse*	L	13-54
2/26	at Whitewater*	L	8-21

* - WNC Game

1921-1922

Head Coach: Barney Anderson

Record: 6-7; 4-3 WNC

12/13	Wisconsin Extension	W	22-8
12/15	Alumni	L	23-26
12/20	Concordia	W	16-11
1/13	at Platteville*	W	20-15
1/17	Carroll	L	13-22
1/20	La Crosse*	L	13-22
1/24	at Carroll	L	13-37
1/27	Stevens Point	L	12-19
2/3	Platteville*	L	10-24
2/10	at Whitewater*	W	22-19
2/15	at Oshkosh*	L	4-26
2/21	Platteville*	W	15-9
2/28	Whitewater*	W	15-9

* - WNC Game

1920-1921

Head Coach: Barney Anderson

Record: 2-9; 1-5 WNC

12/21	Alumni	L	21-25
1/7	at Carroll	L	21-23
1/13	at Whitewater*	L	12-18
1/21	at Oshkosh*	L	11-39
1/29	at Platteville*	L	19-21
2/1	Carroll	L	12-22
2/3	Whitewater*	W	26-25
2/9	Concordia	W	35-16
2/12	Platteville*	L	10-17
2/26	Oshkosh*	L	10-43

* - WNC Game

1919-1920

Head Coach: George F. Downer

Record: 5-7; 3-3 WNC

12/19	M.A.C.	W	45-15
12/23	Alumni	W	34-14
1/1	Wisconsin	L	10-36
1/16	at Whitewater*	W	26-13
1/20	Carroll	L	22-29
1/23	at Platteville*	L	10-28
1/26	at Marquette	L	18-22
2/4	Whitewater*	W	37-14
2/10	Marquette	L	14-31

Year-by-Year Results



2/13	Platteville*	W	15-11
2/19	at Oshkosh*	L	17-18
2/27	Oshkosh*	L	10-12

1918-1919

Head Coach: George F. Downer

Record: 10-5

12/30	Wisconsin	L	19-39
1/11	West Allis St. Guards	W	10-6
1/17	Carroll	W	41-25
1/20	Knts. of Columbus	W	27-16
1/22	Concordia	W	58-23
1/25	Carroll	L OT	26-28
2/1	YMCA	W	53-13
2/5	at Concordia	W	44-15
2/7	West Bend A.C.	W	50-10
N/A	Grand Ave. Cong.	W	30-13
2/13	Burlington A.C.	W	65-15
2/15	Beloit College	L	11-17
2/27	River Falls	L	10-15
2/28	Platteville	W	21-15
2/29	River Falls	L	23-36

1917-1918

Head Coach: Paul Stothart

Record: 1-9; 0-8 WNC

1/11	Platteville*	L	17-35
1/18	Oshkosh*	L	18-28
1/26	at La Crosse*	L	21-44
2/1	La Crosse*	L	15-31
2/8	at Whitewater*	L	11-20
2/12	Concordia	W	12-11
2/15	at Platteville*	L	13-47
2/16	at Champion College	L	12-14
2/22	at Oshkosh*	L	14-16
2/27	Whitewater*	L	12-16

* - WNC Game

1916-1917

Head Coach: Barney Anderson

Record: 3-11; 3-5 WNC

12/20	Alumni	L	6-26
1/12	Carroll	L	6-35
1/17	at Whitewater*	L	21-43
1/20	at Marquette	L	10-21
1/26	Oshkosh*	W	16-14
2/2	at Carroll	L	15-47
2/7	Whitewater*	L	19-27
2/8	at Platteville*	L	14-26
2/9	at Champion	L	3-32
2/16	Oshkosh*	W	Forfeit
2/20	Marquette	L	7-22
2/22	Platteville*	L	13-27
2/23	at La Crosse*	L	24-41
3/2	La Crosse*	W	21-6

* - WNC Game

1915-1916

Head Coach: Barney Anderson

Record: 8-10; 5-1 WNC

12/21	Alumni	L	21-35
12/31	Wisconsin	L	12-51

1/2	Wisconsin	L	8-39
1/7	at Lewis	L	11-17
1/8	at Carroll	T	20-20
1/27	Lewis	W	30-15
1/28	Oshkosh*	W	21-15
2/2	Milton	W	29-14
2/4	Lawrence	L	17-23
2/5	at Whitewater*	W	17-13
2/9	Whitewater*	W	25-12
2/18	Platteville*	W	25-12
2/19	at Lawrence	L	23-34
2/24	at Milton	W	22-15
2/25	at Platteville*	L	20-26
2/26	at Champion	L	12-27
3/3	Oshkosh*	W	17-14
N/A	at River Falls	L	20-34
N/A	River Falls	L	23-29

1914-1915

Head Coach: Barney Anderson

Record: 15-5; 5-0 WNC

12/12	Wauwatosa Ag.	W	116-10
12/15	Marquette Dentists	W	43-9
12/18	at Fond du Lac	L	22-38
12/21	Alumni	L	21-25
12/28	Milwaukee All Stars	W	65-28
1/2	Wisconsin	L	10-21
1/7	Marquette Dentists	W	39-20
1/9	at Milton	W	34-23
1/13	at Lewis Inst. of Chi.	W	37-18
1/20	Lewis Inst. of Chi.	W	44-11
1/22	Oshkosh*	W	25-15
1/23	at Carroll	L	19-27
1/29	Carroll	W	22-21
2/10	Whitewater*	W	24-16
2/11	at Milton	W	22-21
2/12	at Platteville*	W	33-22
2/13	at Champion	W	19-18
2/20	Ripon	L	18-27
2/24	at Whitewater*	N/A	N/A
2/26	at Oshkosh*	W	31-27
2/27	Platteville*	W	34-15

* - WNC Game

1913-1914

Head Coach: Emmett "Doc" Angell

Record: 11-8; 4-2 WNC

12/13	Westminster	W	34-20
N/A	Alumni	L	21-23
1/9	Wauwatosa Aggies	W	72-12
1/16	at Carroll	L	18-19
1/17	Ripon	L	28-32
1/21	at Lewis Inst. of Chi.	W	34-25
1/24	Federals	W	23-21
1/31	Carroll	W	30-19
2/5	Lewis Inst. of Chi.	W	27-12
2/7	at Oshkosh*	W	20-13
2/11	Whitewater*	W	46-13
2/12	at Platteville*	W	37-22
2/13	at Champion	W OT	14-12
N/A	at Fond du Lac	L	24-32

2/20	Lawrence	L	20-40
2/21	at Whitewater*	W	11-9
2/26	Co. E. Fond du Lac	L	16-22
2/27	Oshkosh*	L	20-28
3/6	Platteville*	L	14-27

* - WNC Game

1912-1913

Head Coach: Emmett "Doc" Angell

Record: 14-2; 6-0 WNC

1/10	at Whitewater*	W	52-15
1/11	Lawrence	L	14-20
1/17	Platteville*	W	31-16
1/24	at Platteville*	W	36-22
1/25	at Carroll	W	23-22
1/28	Concordia	W	51-22
1/31	Whitewater*	W	51-5
2/1	at Lawrence	L	9-33
2/8	at Oshkosh*	W	21-13
2/15	Lewis Inst. of Chi.	W	54-15
2/21	University Olympics	W	44-21
2/26	at Lewis Inst. of Chi.	W	30-18
3/1	Carroll	W	37-17
3/8	Oshkosh*	W	36-21
3/14	Stein & Callens	W	54-29
3/28	at Stevens Point	W	43-30

* - WNC Game

1911-1912

Head Coach: Emmett "Doc" Angell

Record: 14-2; 4-1 WNC

12/15	Stevens Point	W	25-18
12/17	C.C. Business College	W	53-21
12/19	at Carroll	L	23-29
12/23	Concordia	W	47-23
12/26	University Cardinals	W	49-23
2/2	Oshkosh*	W	23-19
2/9	U. Wisc. Engineers.	W	42-26
2/10	at Whitewater*	W	66-9
2/16	Carroll	W	25-20
2/21	Northminister	W	28-21
2/23	at Oshkosh*	L	5-12
3/1	Whitewater*	W	57-9
3/8	at La Crosse*	W	42-16
3/9	Ripon College	W	32-22
3/15	G.A.C. Pirates	W	43-21

* - WNC Game

1910-11

Head Coach: Emmett "Doc" Angell

Record: 12-5

11/11	Juniors	W	29-3
11/18	Alumni	W	19-17
11/25	Perserverance	W	27-16
11/29	Alumni	W	30-15
12/2	Northminister	W	24-18
12/9	Wisconsin Coll. P&S	W	34-22
12/16	Racine	L	13-18
1/6	Oshkosh	L	16-36
1/13	Juniors	W	48-10
1/20	Whitewater	W	48-20
2/17	Racine	W	58-18



2/23	Missouri House Coll.	W	32-26
3/3	at Whitewater	W	37-16
3/10	Perserverance	L	19-21

1909-1910

Head Coach: Charles Davies

Record: 4-11

12/3	Northminister	W	45-13
12/10	Carroll	W	36-17
12/15	Mission House	L	26-28
12/17	Concordia	L	25-27
1/7	Oshkosh	L	26-47
1/15	at Carroll	L	26-44
1/19	Concordia	W	N/A
1/20	Wayland Academy	W	40-22
1/28	Oshkosh	L	12-36
2/4	at Lawrence	L	5-36
2/11	at Wayland Acad.	N/A	N/A
2/18	Lawrence	L	16-35
2/25	St. John's M.A.	L	18-50
3/4	Beloit College	L	17-35
3/11	at Whitewater	L	25-31
3/18	Perserverance	L	23-25

1908-1909

Head Coach: Charles Davies

Record: 7-8

11/21	Cardinals	W	54-19
12/4	Red Ravens	L	17-43
12/11	Carroll	L	22-31
12/18	Whitewater	W	36-13
1/8	Carroll	L	28-29
1/16	Sacred Heart	L	29-32
1/23	Lawrence	L	12-33
1/29	Whitewater	W	37-23
2/5	Sacred Heart	W	28-16
2/9	Concordia	W	31-29
2/20	Wayland Academy	L	21-31
2/27	St. John's M.A.	L	21-31
3/6	Lawrence	W	17-12
3/12	Wayland Academy	W	22-20
3/19	St. John's M.A.	L	17-55

1907-1908

Record: 3-5

10/18	at South Milwaukee	NA	NA
10/23	Grand Av. Cong.	NA	NA
11/4	Concordia	NA	NA
11/15	West Side Ath. Club	W	36-25
11/29	Yellow Perils	NA	NA
12/6	at Burlington	NA	NA
12/13	at Wauwatosa	W	43-41
12/14	at Carroll	NA	NA
1/17	Carroll	L	16-39
1/24	at Whitewater	L	40-47
2/8	Burlington	W	40-15
2/15	at Sacred Heart	L	29-30
2/21	Grand Ave. Cong.	NA	NA
2/28	Whitewater	L	19-23
3/13	South Milwaukee	L	11-12
4/3	West Side Ath. Club	NA	NA

1906-1907

Record: 2-3

11/17	Concordia	NA	NA
11/20	Cream Cty. Bus. Co.	W	87-5
11/24	at Aerial, Manitowoc	NA	NA
11/27	Tuscaroras	NA	NA
12/3	at Kenosha YMCA	L	19-49
12/7	West Side Ath. Club	NA	NA
12/11	Milwaukee Acad.	NA	NA
12/14	Kenosha YMCA	NA	NA
12/20	East Division H.S.	L	21-31
1/4	at Burlington	NA	NA
1/8	West Division H.S.	W	28-17
1/11	Carroll	L	14-55
1/18	at St. John's M.A.	NA	NA
1/25	Burlington	NA	NA
2/1	at Carroll	NA	NA

1905-1906

Record 2-6

11/17	Kenosha	W	21-20
12/15	at St. John's	NA	NA
1/11	West Side A.C.	L	26-37
1/12	at Burlington	L	21-28
1/20	at Carroll	NA	NA
1/23	South Division H.S.	L	16-36
1/26	Burlington	W	NA
2/24	West Side Athletics	L	24-39
3/3	at Carroll	L	17-25
3/9	at Sheboygan City	NA	NA
3/10	Sheboygan City	NA	NA
3/16	Oshkosh	L	15-32

1904-1905

Record: 2-6

12/9	Burlington	W	37-30
12/16	East Side H.S.	L	23-29
1/6	at Carroll	L	26-45
1/14	at Iroquois	L	33-43
1/20	at Kenosha YMCA	L	26-57
1/21	R.R. YMCA	NA	NA
1/27	at Burlington	W	38-20
2/3	Carroll	L	27-36
2/10	at St. John's Military Acad.	L	16-27
2/17	at Sheboygan	NA	NA
2/18	at Reach Ath. Club	NA	NA
3/3	Racine H.S.	NA	NA

1903-1904

Record: 13-5

12/2	Cardinals	W	58-6
12/4	West Side	W	33-22
12/12	at Burlington	W	29-22
12/18	East Side	W	40-22
NA	S.S. High	W	52-13
1/8	at Racine	W	38-33
1/15	at Sheboygan	L	25-41
1/19	at Two Rivers	L	25-65
1/22	at Kenosha YMCA	L	32-42
1/29	Racine High	W	51-30
2/6	at St. John's Military Acad.	W	42-9
2/8	North Side	W	21-10

2/18	at South Side	W	46-20
2/20	at Iroquois	L	28-32
2/23	Independents	W	64-15
2/27	Central YMCA	W	39-37
3/4	M.A.C.	L	37-40
3/12	Burlington	W	42-19

1902-1903

Record: 8-9

NA	Cardinals	W	44-6
NA	Sheboygan	L	21-34
1/7	Westiders High	W	30-14
NA	Alumni	L	13-21
NA	Academy	W	46-12
NA	M. Medics	W	28-6
NA	Fond du Lac Co. E.	L	14-32
NA	W.D. High	W	28-18
NA	S.D. High	L	9-18
NA	Cardinals	W	25-10
NA	Academy	L	15-16
NA	S.D. High	L	16-17
NA	Kenosha YMCA	L	25-28
NA	W.D. High	W	38-14
NA	Racine	L	25-36
NA	Kenosha YMCA	L	25-27
NA	Milwaukee YMCA	W	36-17

1901-1902

Record: 15-2

NA	Cardinals	W	65-13
NA	Alumni	L	18-27
11/29	Wisconsin	L	18-37
NA	South Side High	W	35-24
NA	Phys. & Surgeons	W	65-9
NA	West Side High	W	33-17
1/18	Company E.	W	36-26
1/26	Waukesha High	W	64-32
NA	East Side High	W	27-19
2/7	Oshkosh	W	33-28
2/22	Lawrence	W	27-17
NA	Cardinals	W	50-1
NA	Sodality Athletics	W	97-9
NA	Marquette	W	35-16
NA	Alumni	W	30-19
NA	West Side High	W	28-11
NA	All Stars	W	38-7

1900-1901

Record: 13-3

10/26	Alumni	W	19-14
11/2	West Side High	W	14-13
11/23	Alumni	W	19-16
12/15	Fond du Lac	L	9-45
1/9	South Side High	W	34-15
1/20	YMCA	W	34-17
2/1	Waukesha High	W	42-23
2/4	East Side High	W	35-15
2/6	M.A.C.	W	19-17
2/16	Racine	W	25-19
2/23	Cardinals	W	40-10
3/1	YMCA	L	20-29
3/6	Company E.	W	32-8

Year-by-Year Results

MKE

3/15	YMCA	W	33-20
3/22	Battery A	W	48-9
3/29	M.A.C.	L	21-29

1899-1900

Record: 0-3

12/20	South Side	L	11-12
1/10	South Side	L	11-13
1/26	at Badgers	L	16-38

1899-1900

Record: 7-1

12/21	East Side High	W	59-8
1/6	Alumni	L	21-25
1/27	Alumni	W	36-8
2/9	East Side High	W	51-10
2/16	South Side High	W	55-14
3/1	South Side High	W	27-19
3/2	M.A.C.	W	20-18
3/21	at South Side High	W	32-16

1897-1898

Record: 5-1

12/12	YMCA Yellows	W	16-11
1/8	Racine YMCA	W	20-12
1/15	East Side High	W	14-13
2/4	Racine YMCA	L	20-29
2/12	East Side High	W	22-18
3/25	Racine YMCA	W	25-20

1896-1897

Record: 9-2

11/7	YMCA Blues	W	28-23
11/14	YMCA Whites	W	6-4
11/21	YMCA Whites	L	1-5
12/4	YMCA Blues	L	13-29
12/11	at YMCA Blues	W	24-18
1/15	YMCA Bowlers	W	41-10
2/5	YMCA Whites	W	34-10
2/13	YMCA Bus.	W	33-23
3/13	YMCA Reds	W	19-6
4/2	at East Side High	W	19-6
4/9	YMCA Students	W	29-5

1895-1896 - Only a team roster on file

MILWAUKEE

Horizon League Players of the Year

Ed McCants • 2004-05

McCants capped his career in a Panther uniform with the League Player of the Year award in 2004-05. He ranked second in the league in scoring while standing first in three-point field goals made, seventh in assists and 11th in three-point field goal percentage. He led MKE in scoring and steals and passed 1,000 points in his Milwaukee career in just two seasons.

McCants posted a number of stellar outings throughout the year, including a 38-point effort against Detroit. He scored in double figures in 19-straight games and passed 20 points in 11 of those games during the streak. He also made a three-point basket in every game during the regular season and led the Panthers in scoring 12 times. McCants is a two-time award-winner, having won League Newcomer of the Year and first-team all-league honors in his first season in a Panther uniform in 2003-04.

Dylan Page • 2003-04

Page became the first-ever Panther to earn Horizon League Player of the Year honors when he won the award following the 2003-04 campaign. The Horizon League's leading scorer for the season, he ranked in the top 10 in the league in seven statistical categories. A National Association of Basketball Coaches First-Team All-District 11 honoree, Page held or shared team-high scoring honors 20 times during the season. He was in double figures in scoring in all 27 regular-season games, while scoring 20 or more points 17 times. He was named the Horizon League Player of the Week twice and added three double-doubles in 2003-04, giving him five for his career. His career point total wrapped up at 1,388, making him one of just seven Panthers to have passed the 1,000-point barrier since UWM moved back to the Division I ranks in 1990.

Associated Press

Honorable Mention All-America

Ed McCants	2004-05
Dylan Page	2003-04

National Association of Basketball Coaches

First Team All-District

Dylan Page	2003-04
Dylan Page	2001-02

NABC Second Team All-District

Matt Tiby	2015-16
Anthony Hill	2010-11
Clay Tucker	2001-02
Von McDade	1990-91

Horizon League/ Midwestern Collegiate Conference (1994-Present)

Coach of the Year

Rob Jeter	2010-11
Bruce Pearl	2001-02
Bruce Pearl	2002-03
Bruce Pearl	2004-05

Player of the Year

Ed McCants	2004-05
Dylan Page	2003-04

Newcomer of the Year

Ed McCants	2003-04
------------	---------

All-League First Team

Matt Tiby	2015-16
Anthony Hill	2010-11
Joah Tucker	2005-06
Joah Tucker	2004-05
Ed McCants	2004-05
Ed McCants	2003-04
Dylan Page	2003-04
Dylan Page	2002-03
Clay Tucker	2002-03
Clay Tucker	2001-02
Chad Angeli	1999-2000

All-League Second Team

Jeremiah Bell	2017-18
Jordan Johnson	2015-16
Steve McWhorter	2014-15
Matt Tiby	2014-15
Jordan Aaron	2013-14
Kaylon Williams	2011-12
Ricky Franklin	2009-10
Tone Boyle	2008-09
Paige Paulsen	2007-08
Boo Davis	2005-06
Adrian Tigert	2005-06
Ronnie Jones	2001-02
Clay Tucker	2000-01
Chad Angeli	1998-99
Roderick Johnson	1995-96
Shannon Smith	1994-95

All-Defensive Team

Ryan Allen	2011-12
Adrian Tigert	2005-06
Clay Tucker	2002-03
Clay Tucker	2001-02

All-Newcomer Team

Jordan Aaron	2012-13
Kaylon Williams	2010-11
Tone Boyle	2008-09
James Eayrs	2008-09
Deonte Roberts	2007-08
Paige Paulsen	2006-07
Ed McCants	2003-04
Joah Tucker	2003-04

Adrian Tigert	2001-02
James Wright	2000-01
Clay Tucker	1999-2000
Damion Ninkovic	1997-98
Roderick Johnson	1995-96
Shannon Smith	1994-95

All-Tournament Team

Brock Stull	2016-17
Brett Prah	2016-17
Jordan Aaron (MVP)	2013-14
Kyle Kelm	2013-14
Matt Tiby	2013-14
Anthony Hill	2010-11
Adrian Tigert (MVP)	2005-06
Boo Davis	2005-06
Joah Tucker	2005-06
Joah Tucker (MVP)	2004-05
Ed McCants	2004-05
Dylan Page	2003-04
Clay Tucker (MVP)	2002-03
Ronnie Jones	2002-03
Dylan Page	2002-03

Player of the Week

DeAndre Abram	Dec. 17, 2018
Jordan Johnson	Dec. 21, 2015
Jordan Johnson	Dec. 7, 2015
Steve McWhorter	Feb. 23, 2015
Steve McWhorter	Nov. 18, 2013
Tony Meier	Feb. 27, 2012
James Haarsma	Nov. 28, 2011
Tony Meier	Feb. 28, 2011
Anthony Hill	Feb. 7, 2011
Anthony Hill	March 1, 2010
James Eayrs	Nov. 30, 2009
James Eayrs	Jan. 19, 2009
Avery Smith	Jan. 5, 2008
Marcus Skinner	Jan. 28, 2008
Paige Paulsen	Jan. 22, 2007
Adrian Tigert	Feb. 13, 2006
Adrian Tigert	Jan. 2, 2006
Boo Davis	Dec. 26, 2005
Joah Tucker	Jan. 17, 2005
Ed McCants	Jan. 10, 2005
Kalombo Kadima	Feb. 2, 2004
Dylan Page	Jan. 12, 2004
Dylan Page	Dec. 29, 2003
Joah Tucker	Nov. 24, 2003
Clay Tucker	March 3, 2003
Dylan Page	Dec. 23, 2002
Dylan Page	Dec. 16, 2002
Jason Frederick	Feb. 11, 2002
Clay Tucker	Jan. 21, 2002
Ronnie Jones	Dec. 10, 2001
Clay Tucker	Feb. 26, 2001
Chad Angeli	Jan. 17, 2000
Cyrus Caldwell	Nov. 23, 1998
Roderick Johnson	Feb. 11, 1996
Shannon Smith	Jan. 22, 1995

The Panthers call downtown Milwaukee home for men's basketball games.

In November of 2013, the University of Wisconsin-Milwaukee men's basketball team returned after a one-year hiatus, and in 2014, the university went even further, acquiring naming rights, and making the newly-renamed "UW-Milwaukee Panther Arena" a focus of their community outreach and marketing. Corresponding investments by the Wisconsin Center District include replacing all of its 8,910 permanent seats, installing a new, state-of-the-art \$1.1 million scoreboard, and new exterior lighting and signage.

The University and the Wisconsin Center District also started a new five-year agreement to allow the Panthers to play at the Arena, which has hosted some of the most memorable basketball events in Milwaukee history. The Panthers had played nearly all of their exhibition, regular season and postseason games at the Arena since 2003-04 before playing on-campus during the 2012-13 campaign.

Milwaukee's previous return for the 2003-04 campaign was sparked by a highly-successful 2003 Horizon League Men's Basketball Tournament. After drawing more than 7,000 fans for the seminal round, UWM drew a then-record 10,115 for the title-game win over Butler. The combination of Milwaukee basketball and what was then the U.S. Cellular Arena looked to be a winning one for all involved.

"It is exciting to be moving our men's basketball games back downtown," Milwaukee Director of Athletics Amanda Braun said at the time. "We've had great discussions with officials from the Wisconsin Center District over the last few months about our partnership, and we've constructed an agreement that is extremely positive for everyone. We are seeking the best opportunities for all of our programs to be successful, and this makes sense as the home for our men's basketball program."

The Wisconsin Center District was also excited to restart the partnership.

"Downtown Milwaukee serves as a hub for Panthers' fans and we are excited to be partnering once again with UWM and the Panthers' basketball team," Wisconsin Center District Board Chairman Franklyn Gimbel said. "The location, as well as the intimate atmosphere, positions the Arena as a first-class college basketball venue."

"We look forward to welcoming the team back to downtown and joining with students and fans to cheer the Panthers on to victory," Wisconsin Center District President and CEO Richard Geyer said.

The Panthers actually have a fairly extensive history at the Arena, which has also been known as the MECCA, U.S. Cellular Arena and the Wisconsin Center District Arena over the years. UWM moved its schedule downtown for the 1992-93 season, two years after returning to the Division I ranks, and proceeded to win all 12 of its home games that season while drawing more than 8,000 fans for a contest with Green Bay. The Panthers continued to play their games at the Arena through the 1997-98 campaign before moving back to the on-campus Klotsche Center for the next five seasons.

The storied building, originally built in 1950 and also currently the home for indoor soccer's Milwaukee Wave, has been the home to the NBA's Milwaukee Bucks. In fact, the Bucks played their first game at the Arena on Oct. 16, 1968, falling to the Chicago Bulls, 89-84, in front of 8,468 fans. Just four years later, the Bucks were

celebrating playing in the NBA Finals at the Arena, claiming the 1971 NBA title. The Bucks called the Arena home until 1988, when they moved across the street to the Bradley Center. Marquette and coaching legends Hank Raymond and Al McGuire also called the Arena home during some of its finest moments. Then the Warriors, Marquette won the 1977 National Championship after playing in the 1974 Final Four. Now the Golden Eagles, Marquette has also played at the Bradley Center since 1988.

Since those days, the building has undergone extensive renovations in recent seasons and ranks as one of the finest facilities in the Horizon League. That proved to be the case again in the spring of 2016, when the Milwaukee Admirals signed a 10-year lease to return to playing at the facility. Included in the move comes \$6.3 million in arena upgrades. Upgraded concession stands, modernized bathrooms, an expanded fan store for all teams that call the Arena home and renovated locker rooms are just some of the long list of improvements that have gone into making UWM Panther Arena better for all.

The Arena provides a number of amenities for players, media and fans that make it a first-class college basketball venue.

UW-Milwaukee Panther Arena Single-Game Attendance Records

1.	10,783	Detroit	3/8/05
2.	10,437	Butler	3/8/11
3.	10,254	UIC	3/9/04
4.	10,143	Wisconsin	12/13/11
5.	10,120	Wisconsin	12/10/14
6.	10,115	Butler	3/11/03
7.	10,021	Butler	3/7/06
8.	10,017	Wisconsin	12/12/07
9.	8,703	Green Bay	1/31/04
10.	8,653	Loyola	3/8/05
11.	8,631	Green Bay	1/13/93
12.	7,502	Loyola	3/4/06
13.	7,431	Valparaiso	3/5/11
14.	7,411	UIC	3/8/03
15.	7,120	Marquette	11/27/10
16.	6,660	Missouri State	2/18/06
17.	6,637	Wright State	1/21/06
18.	6,455	Youngstown State	2/12/05
19.	6,435	Butler	1/26/12
20.	6,190	Green Bay	1/27/07

Milwaukee's Season Average Attendance Records

1.	2005-06	79,572	5,305
2.	2004-05	70,923	5,066
3.	2003-04	60,541	4,324
4.	2002-03	55,453	4,266
T5.	2011-12	66,462	4,154
T5.	2010-11	62,306	4,154



With no obstructed-view seats, the Arena's configuration puts every patron close to the action and the Arena is well-known for being spectator-friendly. The building continues to undergo renovations and improvements and now has added Panther branding and other black and gold features.

In 2013, the Milwaukee men's basketball team returned after a year hiatus, and in 2014, the university went even further, acquiring naming rights, and making the newly-renamed "UW-Milwaukee Panther Arena" a focus of their community outreach and marketing. Corresponding investments by the Wisconsin Center District include replacing all of its 8,910 permanent seats, installing a new, state-of-the art \$1.1 million high-definition scoreboard, and new exterior lighting and signage. With the signing a 10-year lease to play in the building starting in 2016-17, another \$6.3 million has been invested by the Milwaukee Admirals and the WCD over three years.

In 2000, ice-making ability was restored, and bold new outdoor lighting, signage and electronic messaging systems were added. More recently, construction of a new, outdoor, public promenade alongside the building - the Wisconsin Athletic Walk of Fame - was completed.

A new media room provides ample workspace for members of the media before, during and after events, and the arena rates as the best media-services area in the Horizon League. Plus, the renovated home locker room is truly a home away from home for the Panthers, including large wood lockers, a television, a separate coaches' room and a training room.

UWM has also put its own touches on the basketball setup at the Arena. Courtside seating provides some fans an up-close look at the action, with a second row of courtside seats and additional courtside seating on the baseline added over the past few years. Plus, UWM has also set up a VIP pregame and halftime reception areas in the south endzone, giving fans a close-by location to purchase beverages and mingle before and during the game.

The Panthers have played a total of 299 games as the home team at the Arena, compiling a 178-121 mark. They have won 134 of their 193 contests downtown since returning for the 2002-03 postseason (the team also did not play downtown in 2012-13).

Milwaukee has also played Marquette a handful of times as the road team at the Arena.

Year by Year Record at UW-Milwaukee Panther Arena

2018-19	6-8
2017-18	9-7
2016-17	5-8
2015-16	9-4
2014-15	9-4
2013-14	4-6
2011-12	11-3
2010-11	9-5
2009-10	10-4
2008-09	12-3
2007-08	9-8
2006-07	7-7
2005-06	13-2
2004-05	13-1
2003-04	8-3
2002-03	2-0
1997-98	2-10
1996-97	6-4
1995-96	5-7
1994-95	2-10
1993-94	5-7
1992-93	11-0
1991-92	2-1
1990-91	3-2
1977-78	1-0
1974-75	6-6
1972-73	6-1
1971-72	2-3
TOTAL	178-121

UNITED WE ROAR



ABOUT THE UW-MILWAUKEE PANTHER ARENA

The UW-Milwaukee Panther Arena, once known popularly as the MECCA and the U.S. Cellular Arena, has been home to Milwaukee's basketball champions over its 68 years of existence.

The Milwaukee Panthers have won three regular season Horizon League titles and appeared in four NCAA Tournaments while calling the UW-Milwaukee Panther Arena home.

Marquette played its home games at the Arena when it won the 1977 NCAA National Championship.

The Milwaukee Bucks won the 1971 NBA Championship while playing at the Arena. The team also advanced to the NBA Finals in 1974 and advanced to the conference finals four other times while calling the building home.

Nearly all of the "50 Greatest Players In NBA History" played at the Arena.

The 1977 NBA All-Star Game was played in the Arena. The game's MVP was Julius Erving and the rosters included stars like John Havlicek, Pete Maravich and Kareem Abdul-Jabbar.

MILESTONE DATES AT THE ARENA

- **Dec. 13, 1971:** UWM plays its first-ever game at the Arena, then known as the MECCA. The Panthers fell to UTEP, 57-41. The Panthers beat Southern Illinois the next month for their first win downtown.
- **Dec. 1, 1992:** UWM plays its first game downtown as a permanent tenant in the Arena, beating Western Michigan, 84-75.
- **Jan. 13, 1993:** UWM and Green Bay play an overtime contest in front of a then-record 8,631 downtown. The Panthers win, 75-68.
- **March 8, 2003:** UWM plays at the Arena for the first time in five years, beating UIC, 75-73, in the Horizon League Tournament semifinals. Three days later, UWM beats Butler, 69-52, to win the Horizon League Championship in front of a national-television audience and 10,115 fans.
- **Nov. 22, 2003:** UWM returns its regular season games downtown, beating Montana, 95-83, in the season opener.
- **March 9, 2004:** UWM falls to UIC in the league title game in front of 10,254 fans.
- **March 8, 2005:** In front of a sellout crowd of 10,783, UWM beats Detroit, 59-58, to win the Horizon League Tournament and claim its second ever berth in the NCAA Division I Tournament.
- **March 7, 2006:** In front of more than 10,000 fans, the Panthers dominate Butler, 87-71, to return to the NCAA Tournament for a third time.
- **Feb. 18, 2009:** The Panthers beat No. 21 Butler, 63-60, claiming their first-ever regular season victory over a nationally-ranked team.
- **Nov. 27, 2010:** UWM is the home team in a matchup with Marquette for the first time ever, falling in a 75-72 heartbreaker.
- **March 8, 2011:** The Panthers return to the league title contest, falling to eventual national runner-up Butler in front of 10,437 fans.
- **Dec. 13, 2011:** UWM nearly upsets rival Wisconsin in front of 10,143 fans. The Panthers had the game tied with five minutes remaining.
- **Oct. 31, 2013:** The Panthers return downtown after a one-year absence with an 80-52 exhibition victory over Marian University.
- **June 26, 2014:** The University of Wisconsin-Milwaukee and the Wisconsin Center District announce a new 10-year partnership that rebrands the old Arena as the UW-Milwaukee Panther Arena.
- **Nov. 6, 2014:** The Panthers claim a 68-54 exhibition victory over Platteville in the program's first official "home" game at UWM Panther Arena.
- **Dec. 10, 2014:** A crowd of 10,120 fills the Arena as the Panthers take on the No. 5/6 Wisconsin Badgers, a team that ended up as NCAA runner-ups on the season.

2019-20 SCHEDULE

DATE	OPPONENT	LOCATION	TIME
Oct. 31	CARDINAL STRITCH (EXHIBITION)	Milwaukee, Wis. (Klotsche Center)	7 p.m.
Nov. 5	CONCORDIA WISCONSIN	Milwaukee, Wis.	7 p.m.
Nov. 9	WESTERN MICHIGAN (HOMECOMING)	Milwaukee, Wis.	6 p.m.
Nov. 12	WISCONSIN LUTHERAN	Milwaukee, Wis.	7 p.m.
Nov. 15	KANSAS CITY	Milwaukee, Wis.	7 p.m.
Nov. 19	NORTH DAKOTA	Milwaukee, Wis.	7 p.m.
<u>ISLANDS OF THE BAHAMAS SHOWCASE</u>			
Nov. 22	vs. Rice	Nassau, Bahamas	1 p.m.
Nov. 23	vs. Liberty/Morgan State	Nassau, Bahamas	10 a.m./4 p.m.
Nov. 24	vs. TBD	Nassau, Bahamas	TBA
Dec. 3	at Drake	Des Moines, Iowa	7 p.m.
Dec. 10	at Kansas	Lawrence, Kan.	7 p.m.
Dec. 14	EASTERN ILLINOIS	Milwaukee, Wis.	7 p.m.
Dec. 21	at Wisconsin	Madison, Wis.	4 p.m.
Dec. 28	at Northern Kentucky*	Highland Heights, Ky.	12 p.m.
Dec. 30	at Wright State*	Dayton, Ohio	6 p.m.
Jan. 3	IUPUI*	Milwaukee, Wis.	7 p.m.
Jan. 5	UIC*	Milwaukee, Wis.	1 p.m.
Jan. 11	at Green Bay*	Green Bay, Wis.	6 p.m.
Jan. 16	DETROIT MERCY*	Milwaukee, Wis.	7 p.m.
Jan. 18	OAKLAND*	Milwaukee, Wis.	6 p.m.
Jan. 23	at Youngstown State*	Youngstown, Ohio	6 p.m.
Jan. 25	at Cleveland State*	Cleveland, Ohio	2 p.m.
Jan. 31	WRIGHT STATE*	Milwaukee, Wis.	7 p.m.
Feb. 2	NORTHERN KENTUCKY*	Milwaukee, Wis.	1 p.m.
Feb. 6	at UIC*	Chicago, Ill.	7 p.m.
Feb. 8	at IUPUI*	Indianapolis, Ind.	11 a.m.
Feb. 15	GREEN BAY*	Milwaukee, Wis.	6 p.m.
Feb. 21	at Oakland*	Rochester, Mich.	7 p.m.
Feb. 23	at Detroit Mercy*	Detroit, Mich.	12 p.m.
Feb. 27	CLEVELAND STATE*	Milwaukee, Wis.	7 p.m.
Feb. 29	YOUNGSTOWN STATE*	Milwaukee, Wis.	7 p.m.
Mar. 3-10	Horizon League Tournament	TBA	TBA

All Times Central and Subject to Change | Home Games in **BOLD** | *Horizon League Game

MKEPANTHERS.COM

