



MEDIA GUIDE



2024

UNIVERSITY OF WEST GEORGIA FOOTBALL



WHAT'S INSIDE

Quick Facts4

COACHING STAFF

Head Coach Joel Taylor5
Football Staff6
Support Staff15

MEET THE WOLVES

2024 Roster16
Player Bios18

2023 SEASON REVIEW

2023 Game Recaps37
2023 Statistics47

HISTORY

Division III National Champs52
All-Americans53
All-Conference54

CREDITS

The 2024 University of West Georgia Football Media Guide is a publication from the UWG Department of Athletics Communications.

Editors: Jared Boggus, Sports Information Director; Darrell Redden, Assistant Sports Information Director

Photography: Brian Carmicheal, Josh Cato, Lauren O'Bryan, Caitlin Teknipp, Benjamin Lilley, Rickey Stilley, Jared Boggus, Darrell Redden, Joe Gaiter, Justin Burley

All-Time Coaching Records.....56
Year-By-Year Results57
All-Time Results.....60
Results vs. 2024 Opponents61
Individual Rushing Records62
100-Plus Yard Games63
Individual Passing Records64
Individual Receiving Records.....65
Defensive/Special Teams Records....66
Team Single-Game Records.....67

UNIVERSITY

Director of Athletics.....69
Athletics Administration70
Head Coaches71
University Stadium72





QUICK FACTS

GENERAL INFORMATION

LOCATION: Carrollton, Ga.
FOUNDED: 1906
NICKNAME: Wolves
ENROLLMENT: 13,000
OFFICIAL ATHLETICS WEBSITE: www.UWGathletics.com
DIRECTOR OF ATHLETICS: Jason Carmichael
CONFERENCE: United Athletic
COLORS: Blue (PMS 2935C) and Red (PMS 485C)
STADIUM (CAPACITY): University Stadium (10,000)
 Location: Carrollton, GA
 Playing Surface: Natural
 Record: 53-25

FOOTBALL INFORMATION

2023 OVERALL RECORD: 6-4
2023 CONFERENCE RECORD: 5-3
HEAD COACH: JOEL TAYLOR (1st Year)
OFFENSIVE COORDINATOR/QUARTERBACKS: Dane Stevens
DEFENSIVE COORDINATOR: Brian Landis
SPECIAL TEAM COORDINATOR/OLB: Brandon Taylor
WIDE RECEIVERS: David Whitlow
OFFENSIVE LINE: Austin Davis
TIGHT ENDS: Barry Brown
CORNERBACKS: Taveze Calhoun
LINEBACKERS/RECRUITING COORDINATOR: Sumner Ellis
RUNNING BACKS: Reid Sanders
HEAD STENGTH AND CONDITIONING COACH: Logan Frey
DIRECTOR OF FOOTBALL OPERATIONS: Taylor Shields

LETTERWINNERS RETURNING/LOST

Total: 28/44
 Offense: 12/23
 Defense: 12/20

FIRST YEAR OF NCAA FOOTBALL: 1981
FIRST YEAR OF DIVISION II FOOTBALL: 1983
FIRST YEAR OF DIVISION I FOOTBALL: 2024
ALL-TIME RECORD: 232-224
ALL-TIME DIVISION II RECORD: 211-223
ALL-TIME GULF SOUTH CONFERENCE RECORD: 135-158
NATIONAL CHAMPIONSHIPS: 1982 (DIVISION III)
GULF SOUTH CONFERENCE CHAMPIONS: 4 (1997, 1998, 2000, 2015)
ALL-GSC SELECTIONS: 287
ALL-TIME DIVISION II PLAYOFF APPEARANCES: 9 (1995, 1996, 1998, 2000, 2014, 2015, 2017, 2018, 2021)
DIVISION II ALL-AMERICANS: 66
ALL-TIME NFL DRAFT PICKS: 2 (Alex Armah and Dylan Donahue, 2017)

2024 FOOTBALL SCHEDULE

Aug. 31 Samford Carrollton, Ga.
 Sept. 7 at Abilene Christian Abilene, Texas
 Sept. 14 at Eastern Kentucky Richmond, Ky.
 Sept. 28 North Alabama Carrollton, Ga.
 Oct. 5 Austin Peay Carrollton, Ga.
 Oct. 12 at Central Arkansas Conway, Ark.
 Oct. 19 Shorter Carrollton, Ga.
 Oct. 26 Southern Utah Carrollton, Ga.
 Nov. 2 Lincoln (CA) Carrollton, Ga.
 Nov. 9 Tarleton State Carrollton, Ga.
 Nov. 16 at Utah Tech St. George, Utah

FOOTBALL COMMUNICATIONS

JARED BOGGUS, SPORTS INFORMATION DIRECTOR

Phone: 678-839-1883 (Office)

Email: jboggus@westga.edu

MAILING ADDRESS: Athletics Operations Building, Room 257
 1601 Maple Street, Carrollton, GA 30116

FOOTBALL STAFF

JOEL TAYLOR (South Carolina State 2004) Head Coach
DANE STEVENS (USC 2016) Offensive Coordinator/QB
BRIAN LANDIS (Georgetown 2001) Defensive Coordinator
BRANDON TAYLOR (FIU 2015) Special Teams Coordinator/OLB
DAVID WHITLOW (Alabama State 2019) Wide Receivers
AUSTIN DAVIS (Duke 2018) Offensive Line
BARRY BROWN (Georgia State 2019) Tight Ends
TAVEZE CALHOUN (Mississippi State 2015) Cornerbacks
SUMNER ELLIS (Louisiana Tech 2011) Linebackers
REID SANDERS (Southern 2012) Running Backs
MALCOLM MERCER (West Georgia 2023) GA - Offense
MARKERIOUS BOLDEN (Middle Georgia State 2022) GA - Defense
JT DANIELS (Georgia 2022) Offensive Analyst
RODMAN NOEL (NC State 2016) Special Teams Analyst
JORDAN ROBERTS (Harding 2022) GA - Equipment
MADISON SMITH (Shorter 2022) GA - On-Campus Recruiting
TAYLOR SHIELDS (West Alabama 2018) Director of Football Ops
LOGAN FREY (Mary Hardin-Baylor 2015) Head Strength and Conditioning Coach
ZAC HANCOCK (West Georgia 2020) Assistant Strength and Conditioning Coach



JOEL TAYLOR

HEAD COACH

SOUTH CAROLINA STATE, 2004

X KOACHTAYLOR

Joel Taylor was named the 12th head football coach in University of West Georgia history on December 2, 2023 after almost two decades of successful coaching experience at multiple levels of college football.

His most recent position prior to coming to Carrollton to usher UWG into the Division I era was at Mercer University where he was the defensive coordinator. Regarded as one of the top defensive coordinators in the Football Championship Subdivision (FCS), Taylor completely transformed the Mercer defense in his four seasons in Macon.

At Mercer, Taylor inherited a Mercer defense that ranked 106th in the country in scoring defense prior to his arrival and then saw his defense rank 30th in the same category in 2022. Also in 2022, Taylor's defense ranked 17th nationally in yards per play allowed and gave up just 22.1 points per game. Additionally, Taylor's 2022 Mercer defense led FCS with 17 interceptions and gave up a conference-low 28 touchdowns over the course of the season.

His tenure at Mercer culminated with a second-round appearance in the FCS Playoffs in 2023 as the Bears qualified for the postseason for the first time in program history and won their first ever appearance over Gardner-Webb. In that game, the Bears' surrendered just one touchdown, winning, 17-7.

Taylor has had defensive success everywhere he has coached, including his one season as defensive coordinator at Lenoir-Rhyne. There, Taylor led a Bears' defense that ranked No. 1 nationally with 50 sacks, limited opponents to 17.4 points per game and finished 13-1 with a conference championship and a quarterfinal berth in the NCAA Playoffs.

Numerous players have enjoyed individual success under Taylor's tutelage, most recently Mercer linebacker Isaac Dowling, who was a finalist for the Jerry Rice Award given to the top freshman in the

TAYLOR'S COACHING EXPERIENCE

2005-06	South Carolina State (Graduate Assistant)
2007-08	South Carolina State (Defensive Backs)
2009	Lenoir-Rhyne (Defensive Ends/Outside Linebackers)
2010-13	South Carolina State (Defensive Backs)
2014-18	The Citadel (Defensive Backs)
2019	Lenoir-Rhyne (Defensive Coordinator/Linebackers)
2020-23	Mercer (Defensive Coordinator/Linebackers)
2024-	West Georgia (Head Coach)

country. At Lenoir-Rhyne, Taylor was instrumental in the development of safety Kyle Dugger, who was a second-round pick by the New England Patriots in 2020.

Prior to his stint at Lenoir-Rhyne, Taylor coached defensive backs and was the defensive passing game coordinator at The Citadel, where he was a part of back-to-back SOCON Championships, including a No. 9 final ranking in the FCS Poll in 2016.

Taylor also spent time at his alma mater, South Carolina State, from 2010-13 and 2005-08, sandwiched around a one-year stint as the defensive ends and outside linebackers coach at Lenoir-Rhyne. He was part of three MEAC Championships and NCAA Playoff Appearances in his time at South Carolina State (2008, 2010 and 2013) and added a Division II Playoff Appearance at Lenoir-Rhyne in 2008.

As a player, Taylor lettered at South Carolina State from 2001-04, was a senior captain and a member of the Bulldogs' 2004 conference championship team.

Originally from Brooklyn, New York, Taylor grew up in Irmo, South Carolina. He completed his bachelor's degree in computer science in 2004 and his master's in rehabilitation counseling in 2008, both from South Carolina State. He is married to the former Mechelle Robertson.



DANE STEVENS

**OFFENSIVE COORDINATOR/QBs
SOUTHERN CALIFORNIA, 2016**

ⓧ COACHDANE96

Dane Stevens was hired as the University of West Georgia football program's offensive coordinator in January of 2024.

Stevens, a Georgia native, returns to his home state after stops at Southern California and most recently, Ole Miss. For the past two seasons, Stevens has been under the direction of Lane Kiffin at Ole Miss, serving as a senior analyst and assistant quarterbacks coach for the Rebels. In his two seasons in Oxford, the Rebs went a combined 19-7 including this season's 11-2 mark that featured a Peach Bowl victory. Stevens was instrumental in the development of Ole Miss QB Jaxson Dart who threw for over 3,300 yards in 2023 with 23 touchdowns and just five interceptions.

At USC, Stevens began as a student assistant under Steve Sarkisian and then became a graduate assistant at his alma mater under Clay Helton, eventually becoming an analyst for his final two seasons in Los Angeles. He worked with the tight ends as a GA in 2017 before working with the quarterbacks from 2018-19, helping develop the likes of JT Daniels and Kedon Slovis.

Prior to the 2020 season, Stevens was promoted to offensive quality control analyst where he spent two seasons, helping the Trojans offense rank 11th in the country in passing yards while Slovis earned All-Pac-12 honors while leading the league in completions, passing yards, and completion percentage.

Originally from Marietta, Stevens spent one season as a player at USC before medically retiring and beginning his coaching career. Stevens earned his bachelor's degree from USC in social sciences in 2016 and then earned a master's in communication management, also from USC.

Stevens will also serve as UWG's quarterbacks coach along with his offensive coordinator duties.

STEVENS'S COACHING EXPERIENCE

2016	USC (Student Assistant)
2017	USC (Graduate Assistant)
2018-21	USC (Offensive Analyst)
2022-23	Ole Miss (Senior Analyst/QBs)
2004-	West Georgia (Offensive Coordinator/QBs)





BRIAN LANDIS

DEFENSIVE COORDINATOR/SAFETIES GEORGETOWN, 2001

 **COACHLANDIS22**

Brian Landis was hired to UWG's first Division I football staff prior to the 2024 season, and was named Defensive Coordinator by head coach Joel Taylor.

Landis comes to Carrollton after four seasons on staff at nearby Georgia State, where his time ended with him as inside linebackers coach. In 2020 and 2021, Landis was part of back-to-back bowl wins for the Panthers.

The 2021 season saw two inside linebackers under Landis' tutelage, Blake Carroll and Jordan Venezia, earn All-Sun Belt honors and the defense set GSU school records in sacks (38) and tackles for loss (92) while GSU held opponents to 141.4 rushing yards per game which was third-best in program history. His first season in Atlanta saw the Panther defense rank top-10 in FBS in sacks and turnovers forced while Carroll was an All-SBC selection alongside senior Trajan Stephens-McQueen.

Landis' stint at GSU was a return to the collegiate ranks after he was the head coach at Frederick Douglass High school in Lexington, Kentucky. In three seasons there, Landis' teams went 35-5 after starting the program from scratch in 2017. His stint there culminated with a 14-1 record in 2019 and a berth in the Class 5A State Finals.

Prior to his time at FDHS, Landis was on the staff at Kentucky and Eastern Kentucky following a 10-year stint at his alma mater, Georgetown.

Landis coached the Georgetown defensive backs from 2006-14 and also served as the Tigers' recruiting coordinator from 2010-14. During that time, he helped Georgetown to four conference titles and NAIA playoff appearances, including a No. 1 national ranking during the 2012 season.

Landis enjoyed a standout playing career at Georgetown, culmi-

LANDIS'S COACHING EXPERIENCE

2001	Georgetown (Graduate Assistant)
2004-05	Georgetown (Assistant Linebackers)
2006-14	Georgetown (Defensive Backs)
2015	Eastern Kentucky (Defensive Backs)
2016	Kentucky (Defensive Quality Control)
2017-19	Frederick Douglass HS (Head Coach)
2020-23	Georgia State (Inside Linebackers)
2024-	West Georgia (Defensive Coordinator/Safeties)

nating with a senior season in which he captained the Tigers' to the 2000 NAIA title team and was named the Defensive Player of the Game for the championship. The following year he served as a graduate assistant coach as Georgetown won its second straight NAIA championship.

He had a brief professional career in arena football before returning to Georgetown as assistant linebackers and special teams coach in 2004, when the Tigers reached the NAIA national semi-finals.

Landis graduated from Georgetown in 2001 with a B.S. degree in business administration, and he completed his master's in special education in 2006. A native of Cincinnati, Ohio, Landis and his wife Ashley have two sons, Park and Jack.





BRANDON TAYLOR

SPECIAL TEAMS COORDINATOR/OLBs FLORIDA INTERNATIONAL, 2015

 **_COACHBTAYLOR**

Head football coach Joel Taylor announced the addition of Brandon Taylor to his 2024 staff as the Wolves' Special Teams Coordinator and Outside Linebackers coach.

Taylor brings with him Southeastern Conference experience as his last two stops were in the powerhouse conference.

Most recently, Taylor was a graduate assistant under Billy Napier at Florida for two seasons which was predated by a two-year stint as the special teams graduate assistant at LSU from 2020-2021.

Taylor also has spent times on the staffs at Jacksonville State (2019), Florida International (2018), and Louisiana Tech (2017). His first coaching stop was at Southern University in 2016 as an offensive assistant.

TAYLOR'S COACHING EXPERIENCE

2001	Georgetown (Graduate Assistant)
2016	Southern (Offensive Assistant)
2017	Louisiana Tech (Defensive Assistant)
2018	Florida International (Graduate Assistant)
2019	Jacksonville State (Defensive Analyst)
2020-21	LSU (Graduate Assistant)
2022-23	Florida (Graduate Assistant)
2024-	West Georgia (Special Teams Coordinator/OLBs)

A native of Slidell, Louisiana, Taylor was a long snapper and enjoyed a five-year career at FIU, appearing in 35 career games. He went on to earn his bachelor's degree from FIU before receiving a master's degree from LSU in 2022.





DAVID WHITLOW

WIDE RECEIVERS ALABAMA STATE, 2019

COACHWHITLOW

Mentoring and leading the UWG wide receivers this season will be David Whitlow, as he joined Joel Taylor's inaugural staff early in the 2024 calendar year.

Whitlow was selected in 2024 as a Bill Walsh Diversity Coaching fellow, spending time at training camp with the Atlanta Falcons and adding high-level experience to his resume.

A former quarterback and defensive back, Whitlow has gained valuable experience in the Southeastern Conference in his young coaching career, serving most recently as a Wide Receivers Graduate Assistant at Ole Miss.

Prior to his time in Oxford, Whitlow spent two years at Auburn, serving the Tigers' in the same position following time as a graduate assistant in the strength and conditioning department as well.

WHITLOW'S COACHING EXPERIENCE

2021-22	Auburn (Graduate Assistant)
2023	Ole Miss (Graduate Assistant)
2024-	West Georgia (Wide Receivers)

Whitlow was on the football team at Alabama State from 2015-2019, originally arriving as a quarterback for the Hornets before ending his career as a defensive back.

The Montgomery, Alabama native earned an undergraduate degree at ASU before earning a master's in adult education from Auburn University.





AUSTIN DAVIS

OFFENSIVE LINE

DUKE, 2018

ⓧ COACHA_DAVIS

Austin Davis joined the UWG football staff in 2024 as the Wolves' offensive line coach.

Davis comes to Carrollton from Northern Arizona, but brings with him experience from multiple Atlantic Coast Conference schools.

Prior to serving as NAU's offensive line coach in 2023, Davis was a graduate assistant at North Carolina State and served as the interim o-line coach in the Duke's Mayo Bowl game in 2022.

Davis was an offensive graduate assistant for three years at his alma mater, Duke, before his one season at NC State.

As a player, Davis was a four-year letter winner at Duke, starting 25 consecutive games at center and guard. As a team captain in 2017, Davis was an All-ACC selection. He signed an undrafted

DAVIS'S COACHING EXPERIENCE

2019-21	Duke (Graduate Assistant)
2022	NC State (Graduate Assistant)
2023	Northern Arizona (Offensive Line)
2024-	West Georgia (Offensive Line)

free agent contract with the Green Bay Packers and also played offensive line in the Alliance of American Football.

He holds a bachelor's and a master's degree, both from Duke University.





BARRY BROWN

TIGHT ENDS
GEORGIA STATE, 2019
ⓧ BARRINGTONB16

Barry Brown joined the UWG football staff as tight ends coach in 2024.

Brown previously worked on the same staff as head coach Joel Taylor at Mercer as an offensive analyst as the assistant tight ends coach.

Prior to Mercer, Brown spent one season at Carson Newman working as a graduate assistant with the offensive line in 2022.

Brown began his coaching career at the high school level, spending time as an assistant at Dublin High School for two years as the receivers coach.

As a player, Brown was a three-year letterwinner at placekicker for Georgia State and was on the team when the Panthers beat the University of Tennessee 38-30 in 2019.

BROWN'S COACHING EXPERIENCE

2020-21	Dublin HS (Wide Receivers)
2022	Carson-Newman (Graduate Assistant)
2023	Mercer (Offensive Analyst/Assistant Tight Ends)
2024-	West Georgia (Tight Ends)





TAVEZE CALHOUN

CORNERBACKS
MISSISSIPPI STATE, 2015

✕ CALHOUN__23

Taveze Calhoun joined the UWG football staff as the Wolves' cornerbacks coach in January of 2024.

A former standout at Mississippi State, the Ludlow, Mississippi native comes to UWG after two seasons on staff at his alma mater. In 2022 and 2023, Calhoun was a graduate assistant with the Bulldogs' program, assisting with the defensive backs.

After spending nearly four seasons in the NFL with the Chicago Bears, New Orleans Saints, Miami Dolphins, and the Atlanta Falcons, Calhoun began his coaching career at Brandon High School in Brandon, Mississippi, coaching the defensive backs.

As a player, Calhoun started 36 games for Mississippi State, made 161 career tackles and picked off six passes in his Bulldog career. Calhoun earned his bachelor's degree in kinesiology from MSU in 2015 and then earned a master's in education in 2022.

CALHOUN'S COACHING EXPERIENCE

2020-21	Brandon HS (Defensive Backs)
2022-23	Mississippi State (Graduate Assistant)
2024-	West Georgia (Cornerbacks)





SUMNER ELLIS

INSIDE LINEBACKERS/RECRUITING COORD.
LOUISIANA TECH, 2011

COACHSELLIS

UWG's first Division I football staff featured Sumner Ellis after he joined Coach Taylor's staff in the spring of 2024.

It's the fourth stop in Ellis' collegiate coaching career and the second stop alongside Taylor.

At Mercer, Ellis was the Bears' defensive ends coach and defensive recruiting coordinator, and was a big part of the defensive transformation at Mercer over his four years alongside Taylor.

In 2022 the Bears' defense led the FCS in interceptions with 17. The defense gave up a conference low 28 total touchdowns on the season. Opponents converted just 34.3 percent of third-downs against the Bears defense, the second best third-down defense in the conference. Isaac Dowling led the team with 99 tackles, tied for third most in the SoCon.

Three players on the front seven in defensive linemen, Solomon Zubairu and Chris Hill, and linebacker Isaac Dowling were a part of five total to be named All-Conference on Mercer's defensive unit in 2022.

In the fall of 2021, the Bears improved their ranking nationally from No. 117 to No. 20. The defense reduced the number of points allowed per game from 35.4 to 22.7 and had an increased production in take-aways, from 112th nationally to 15th.

Before his time in Macon, Ellis spent the 2018-19 seasons at Presbyterian as the linebackers coach, and mentored Colby Campbell who led the Big South with 12.5 tackles per game and set a program record in total tackles with 150.

His first stop after a playing career at Presbyterian and Louisiana Tech was at the high school level here at Central Carroll from 2011 to 2015. His first stop in the collegiate ranks was at Georgia Southern as a graduate assistant.

ELLIS'S COACHING EXPERIENCE

2011-14	Central Carroll HS (Assistant Coach)
2015-17	Camden County HS (Assistant Coach)
2018-19	Presbyterian (Linebackers)
2020-23	Mercer (Outside Linebackers)
2024-	West Georgia (Cornerbacks)



Ellis is married to Jordan Hyatt Ellis and the couple has one son, Wyatt.



REID SANDERS

RUNNING BACKS SOUTHERN, 2012

RTS_9

Reid Sanders became UWG's running backs coach in the spring of 2024.

Sanders most recently served as the head coach of Rio Americano High School in Sacramento, California, but makes a return to the college ranks with Taylor's appointment.

Sanders' most recent collegiate experience came from nearby Georgia State where he was a graduate assistant and worked with the Panthers' running backs from 2015 to 2016 and then returned to Southern as running backs coach in 2017.

Prior to his time in Atlanta, Sanders coached at his alma mater, Southern University, in Baton Rouge, Louisiana. At Southern, Sanders assisted with the Jaguars' offensive line.

SANDERS'S COACHING EXPERIENCE

2012-14	Southern (Graduate Assistant)
2015-16	Georgia State (Graduate Assistant)
2017	Southern (Running Backs)
2018-19	St. Augustine HS (Offensive Coordinator)
2021	Capital Christian HS (Offensive Coordinator)
2022-23	Rio Americano HS (Head Coach)

A native of Atlanta, Sanders was a quarterback at Southern before beginning his coaching career as a student assistant. Sanders went on to complete a bachelor's degree from Southern in 2012 before finishing a master's degree, also from Southern, in 2015.





COACHING & SUPPORT STAFF



JT DANIELS
OFFENSIVE ANALYST



RODMAN NOEL
SPECIAL TEAMS
ANALYST



**MALCOLM
MERCER**
GRADUATE ASSISTANT
OFFENSE



**MARKERIOUS
BOLDEN**
GRADUATE ASSISTANT
DEFENSE



**TAYLOR
SHIELDS**
DIRECTOR OF
FOOTBALL
OPERATIONS



RYAN SMITH
FOOTBALL ATHLETIC
TRAINER



BREAH HURD
FOOTBALL ATHLETIC
TRAINER




LOGAN FREY
HEAD STRENGTH &
CONDITIONING COACH



ZAC HANCOCK
ASST. STRENGTH &
CONDITIONING COACH



**MADISON
SMITH**
GRADUATE ASSISTANT
ON-CAMPUS RECRUITING



**JORDAN
ROBERTS**
GRADUATE ASSISTANT
EQUIPMENT



2024 ROSTER

ALPHABETICAL ROSTER

NO.	NAME	POSITION
21	Solomanie Bambara	DE
74	Griffin Barnard	OL
52	Cade Barnett	OL
4	Chase Belcher	RB
68	Jayden Benjamin	OL
38	Ja'Quan Bentley	RB
72	Troy Beverly	OL
42	Tobias Black	LB
64	David Bodden	OL
14	Cael Bright	DB
46	Jay Carter	LB
43	Kwasi Casey	LB
8	Quincy Casey	QB
34	Jaleel Chambliss	CB
12	Malik Charles	DL
19	John Cineas	WR
24	Jordan Clark	DB
5	Jibrahn Claude	DB
82	DK Daniel	WR
94	Tyler Davalos	K
2	Festus Davies	LB
14	Jake Davis	WR
86	Jordan Dees	WR
10	Bryce Dickerson	TE
99	Andrex Dixon	DL
46	Colby Dixon	TE
	Rayshun Dorsey	LB
83	Owen Dupree	WR
1	Karmello English	WR
67	Trey Ertzberger	OL
15	RJ Evans	LB
17	Jalen Frazier	S
	Jalen Freeman	S
66	Chance Gagnon	K
13	Dylan Gary	WR
29	DeWayne Gissendanner	CB
	Marcus Grant	DB
18	Ravon Grant	WR
39	Darien Harden	CB
41	Walt Hawthorne	LB
27	Bryce Hicks	RB
30	Jakyre Horton	CB
58	Jack Hunt	OL
8	Mason Huntley	DL
12	Jordan Jackson	WR
	Myti Johnson	CB
96	Robert Johnson	DL
77	Brevyn Jones	OL
90	DeAndre Jones	DL
98	Kourtney Kelly	DL
40	Malachi Kemp	LB
79	Jacob King	OL

NUMERICAL ROSTER

NO.	NAME	POS	HT	WT	CL	HOMETOWN (HIGH SCHOOL/PREVIOUS)
1	Karmello English	WR	6-0	182	So.	Phenix City, Ala. (Phenix City Central/Michigan)
1	Jelen Lee	DB	6-0	183	Sr.	Florence, Ala. (Florence/Chattanooga)
2	Festus Davies	LB	6-3	230	Jr.	Lawrenceville, Ga. (Dacula)
2	Davin Wydner	QB	6-5	212	R-Fr.	Cocoa, Fla (Cocoa/Ole Miss)
3	TJ Lockley	WR	6-0	192	Jr.	Daytona Beach, Fla. (Mainland/Jacksonville State)
3	Julian Richardson	LB	6-3	245	Sr.	Albany, Ga. (Westover/Akron)
4	Chase Belcher	RB	6-1	208	Jr.	Valdosta, Ga. (Lowndes/Northern Arizona)
4	Dazalin Worsham	DB	6-2	187	Jr.	Eastlake, Ala. (Hewitt-Trussville/UAB)
5	Jibrahn Claude	DB	6-0	190	Jr.	Loganville, Ga. (Grayson/Bufalo)
6	Nehemiah Magalei	DL	6-1	288	Sr.	Chandler, Ariz. (Chandler/Northern Arizona)
7	Cedric Seabrough	TE	6-4	237	So.	Swainsboro, Ga. (Swainsboro/NC State)
7	Carson Yancy	DB	5-9	187	Jr.	Auburn, Ala. (Auburn)
8	Quincy Casey	QB	6-1	194	Sr.	Memphis, Tenn. (Ridgeway/Alabama A&M)
8	Mason Huntley	DL	6-2	230	Jr.	Lilburn, Ga. (Parkview)
9	Will Norman	DL	6-5	304	Fr.	Camden, NJ (Eastside/Florida)
10	Bryce Dickerson	TE	6-4	235	Jr.	Bowman, Ga. (Elbert County/Wofford)
10	Anthony Rochester	DB	6-0	197	Gr.	Lawrenceville, Ga. (Discovery/Fort Scott CC)
11	E'Shawn Mayes	TE	6-4	255	Sr.	Hephzibah, Ga. (Hephzibah/Alabama State)
11	Preston Puni	LB	6-2	240	Jr.	Waipahu, Hi. (Orem/Utah Tech)
12	Malik Charles	DB	6-5	255	So.	Mesa, Ariz. (Arizona Compass Prep/Northern Arizona)
12	Jordan Jackson	WR	6-4	212	Sr.	Lawrenceville, Ga. (Loganville Christian/Montana Tech)
13	Dylan Gary	WR	6-5	208	Jr.	Sugar Hill, Ga. (North Gwinnett/Kentucky)
14	Cael Bright	DB	5-11	200	Gr.	Douglasville, Ga. (New Manchester/Notre Dame (OH))
14	Jake Davis	WR	6-2	188	Jr.	Thomaston, Ga. (Upson Lee/Prebyterian)
15	RJ Evans	LB	6-2	223	Sr.	Colony, Ala. (Hanceville/Western Kentucky)16
16	Cody Pagach	QB	6-4	182	Fr.	Franklin, Tenn. (Alcoa)
17	Jalen Frazier	S	5-10	180	Sr.	Charlotte, N.C. (Hough/UNLV)
17	Richie Lankford	QB	6-3	195	Jr.	McDonough, Ga. (Community Christian/Georgia Southern)
18	Ravon Grant	WR	6-0	180	R-Fr.	Richmond Hill, Ga. (Richmond Hill)
18	Tony McCray	DB	6-0	170	Jr.	Clarksdale, Miss. (Lake Cormorant/Georgia State)
19	John Cineas	WR	6-2	205	Fr.	Loganville, Ga (Grayson)
20	Jerry Mays	WR	6-0	191	Sr.	Covington, Ga. (Eastside)
21	Solomanie Bambara	DE	6-6	218	Jr.	Philadelphia, Pa. (Neumann Goretti/Bufalo)
22	Rajaez Mosley	RB	5-7	200	Sr.	Valdosta, Ga. (Valdosta)
23	Kyeaure Magloire	CB	6-3	200	Jr.	Minneola, Fla. (Lake Minneola/Eastern Kentucky)
24	Jordan Clark	DB	5-11	180	Sr.	Richmond Hill, Ga. (Richmond Hill/Savannah State)
25	Bryan Rice	DL	6-3	260	Gr.	Nolensville, Tenn. (Ravenwood/Shorter)
26	Latrell Murrell	RB	5-11	215	R-Fr.	Douglasville, Ga. (Douglas County)
27	Bryce Hicks	RB	5-9	185	Fr.	Carrollton, Ga. (Carrollton)
28	Joshua Pierre-Louis	DB	6-0	173	Sr.	Palm Beach Gardens, Fla (Benjamin/Iowa Western)
29	DeWayne Gissendanner	CB	5-10	172	So.	Charlotte, N.C. (Providence/Presbyterian)
30	Jakyre Horton	CB	6-1	180	Fr.	Ellenwood, Ga. (Cedar Grove)
31	Malachi Williams	DB	6-0	208	Jr.	San Diego, Ca. (Cathedral Catholic/Northern Arizona)
33	Mar'Quavious Moss	DB	6-2	185	So.	West Point, Ga. (Troup County/Dodge City CC)
34	Jaleel Chambliss	CB	6-2	159	R-Fr.	Griffin, GA (Griffin/SE Missouri State)
35	Jaden Stanley	LB	6-2	235	So.	Fitzgerald, Ga. (Fitzgerald)
36	Tre'Shawn Moore	S	6-1	186	Fr.	Baxley, Ga. (Appling County)
37	Micah Thurman	LB	6-3	225	Jr.	Warner Robins, Ga. (Northside Warner Robins)
38	Ja'Quan Bentley	RB	6-1	188	Fr.	Thomaston, Ga. (Upson-Lee)
39	Darien Harden	CB	6-1	200	Fr.	Atlanta, GA (Frederick Douglass)
39	Mason Maddox	K	6-3	202	Jr.	Macon, Ga. (Peach County/Georgia Military)
40	Malachi Kemp	LB	6-3	230	Fr.	LaGrange, Ga. (LaGrange)



2024 ROSTER

ALPHABETICAL ROSTER

NO.	NAME	POSITION
17	Richie Lankford	QB
1	Jelen Lee	DB
78	Lennon Liburd	OL
3	TJ Lockley	WR
39	Mason Maddox	K
6	Nehemiah Magalei	DL
23	Kyeaure Magloire	CB
55	Alofaletauia Maluia	OL
54	Misiolo Maluia	OL
84	Reilly Mason	P
11	E'Shawn Mayes	TE
20	Jerry Mays	WR
18	Tony McCray	DB
	Michael Merriweather	DB
53	Jeffrey Miller	OL
73	Malachi Mitchell	OL
45	Cameron Moore	DL
57	Jalen Moore	OL
36	Tre'Shawn Moore	DB
22	Rajaez Mosley	RB
33	Mar'Quavious Moss	DB
26	Latrell Murrell	RB
9	Will Norman	DL
88	Devion Newson	WR
51	Brody Ogles	OL
	Ronald Olibrisse	S
16	Cody Pagach	QB
28	Joshua Pierre-Louis	DB
81	Jamarcus Prince	WR
11	Preston Puni	LB
49	Reed Reagin	LS
70	Sam Regina	OL
25	Bryan Rice	LB
50	Cedric Richardson	OL
3	Julian Richardson	LB
10	Anthony Rochester	DB
85	Jaylen Scott	TE
7	Cedric Seabrough	TE
48	Jamie Speight	LB
35	Jaden Stanley	LB
56	David Stanphill	LS
	Hank Stevens	S
95	Warren-Stevens Tayou	DL
37	Micah Thurman	LB
80	Mykel Tubbs	WR
31	Malachi Williams	DB
71	Bryson Wilson	OL
4	Dazalin Worsham	DB
2	Davin Wydner	QB
7	Carson Yancy	DB

NUMERICAL ROSTER

NO.	NAME	POS	HT	WT	CL	HOMETOWN (HIGH SCHOOL/PREVIOUS)
41	Walt Hawthorne	LB	5-11	202	Jr.	Macon, Ga. (Central)
42	Tobias Black	LB	5-11	207	Fr.	Carmichael, Ca. (Rio Americano)
43	Kwasi Casey	LB	6-1	220	Fr.	Atlanta, Ga. (Mays)
45	Cameron Moore	DL	6-2	300	Fr.	Atlanta, Ga. (Maynard Jackson)
46	Jay Carter	LB	6-0	225	So.	Warner Robins, Ga. (Warner Robins)
46	Colby Dixon	TE	6-3	241	Fr.	Perry, Ga. (Perry)
48	Jamie Speight	LB	6-1	205	Fr.	Statesboro, Ga. (Statesboro/Georgia Military)
49	Reed Reagin	LS	6-0	191	Jr.	Valdosta, Ga. (Valdosta)
50	Cedric Richardson	OL	6-4	285	So.	Lawrenceville, Ga. (Collins Hill/Mercer)
51	Brody Ogles	OL	6-4	290	Fr.	Franklin, Ga. (Heard County)
52	Cade Barnett	OL	6-5	265	R-Fr.	Monroeville, Ala. (Excel)
53	Jeffrey Miller	OL	6-3	290	Sr.	Tampa, Fla. (Armwood/Iowa Western)
54	Misiolo Maluia	OL	6-1	275	So.	Las Vegas, Nev. (Bishop Gorman/Utah Tech)
55	Alofaletauia Maluia	OL	6-2	285	Fr.	Henderson, Nev. (Liberty/Northern Arizona)
56	David Stanphill	LS	5-8	155	Fr.	Saint Simon Island, Ga. (Glynn Academy)
57	Jalen Moore	OL	6-3	275	Gr.	Atlanta, Ga. (Creekside)
58	Jack Hunt	OL	6-1	285	Fr.	Brunswick, Ga. (Brunswick)
64	David Bodden	OL	6-3	300	Sr.	Hoover, Ala. (Hoover)
66	Chance Gagnon	K	6-2	196	Jr.	Palm Beach Gardens, Fla. (Dwyer/Keiser)
67	Trey Ertzberger	OL	6-0	286	Fr.	Ranburne, Ala. (Ranburne)
68	Jayden Benjamin	OL	6-3	344	Fr.	Dillon, SC (Dillon)
70	Sam Regina	OL	6-4	290	Jr.	Helena, Ala. (Helena)
71	Bryson Wilson	OL	6-7	354	So.	Adel, Ga. (Cook County)
72	Troy Beverly	OL	6-3	297	R-Fr.	Marietta, Ga. (Sprayberry)
73	Malachi Mitchell	OL	6-4	296	Fr.	Newnan, Ga. (Northgate)
74	Griffin Barnard	OL	6-2	294	Fr.	Milledgeville, Ga. (John Milledge Academy)
77	Brevyn Jones	OL	6-6	312	Jr.	Birmingham, Ala. (Huffman/Jacksonville State)
78	Lennon Liburd	OL	6-5	309	Fr.	Peachtree City, Ga. (McIntosh)
79	Jacob King	OL	6-4	297	R-Fr.	Winder, Ga. (Winder-Barrow)
80	Mykel Tubbs	WR	6-3	190	Sr.	Conyers, Ga. (Holy Innocents/Miami)
81	Jamarcus Prince	WR	6-3	200	Fr.	Tuscaloosa, Ala. (Hillcrest)
82	DK Daniel	WR	5-10	177	Fr.	Rome, Ga. (Rome)
83	Owen Dupree	WR	6-5	195	So.	Dallas, Ga. (North Paulding/Mercer)
84	Reilly Mason	P	6-3	183	Jr.	Sylvester, Ga. (Worth County)
85	Jaylen Scott	TE	6-4	235	So.	Cartersville, Ga. (Cartersville/Birmingham Southern)
86	Jordan Dees	WR	6-4	200	Fr.	Mobile, Ala. (Saraland)
88	Devion Newson	WR	6-2	218	Jr.	Decatur, Ga. (Stockbridge/Clark Atlanta)
90	DeAndre Jones	DL	6-5	277	R-Fr.	Douglasville, Ga. (New Manchester/Chattanooga)
94	Tyler Davalos	K	6-4	199	So.	Acworth, Ga. (Allatoona)
95	Warren-Stevens Tayou	DL	6-3	285	Jr.	Inglewood, Ca. (Lawndale/Northern Arizona)
96	Robert Johnson	DL	6-0	255	Fr.	Carrollton, Ga. (Carrollton)
98	Kourtney Kelly	DL	6-3	263	Fr.	Columbus, Ga. (Carver)
99	Andrew Dixon	DL	6-3	272	Fr.	Sylvester, Ga. (Worth County)
	Rayshun Dorsey	LB			Jr.	Monterey Park, Ca. (Jackson County/East Los Angeles CC)
	Jalen Freeman	S	6-1	187	Fr.	Gainesville, Ga. (Riverside)
	Marcus Grant	DB	6-1	184	Fr.	Apopka, Fla. (Apopka)
	Myti Johnson	CB	5-10	168	Fr.	Dallas, Ga. (North Paulding)
	Michael Merriweather	DB	5-11	196	So.	Columbus, Ga. (Carver)
	Ronald Olibrisse	S	6-0	150	Fr.	Lake Worth, Fla. (Santaluces)
	Hank Stevens	S	6-0	180	Fr.	Kennesaw, Ga. (Mt. Paran Christian)



2024 PLAYER PROFILES



#1 KARMELO ENGLISH

WR | 6-0 | 182 | SO
Phenix City, AL | Phenix City Central HS | Michigan

2023 (Michigan)

Appeared in six games at wide receiver and punt returner at one; caught one four-yard touchdown and returned one punt eight yards to earn his first varsity letter ... Shared Offensive Freshman of the Game following his performance against Indiana ... Made his U-M debut playing wide receiver and punt returner against ECU (Sept. 2), and returned one punt eight yards ... Earned one target playing wide receiver against UNLV (Sept. 9) ... Played as a wide receiver against Bowling Green (Sept. 16), at Nebraska (Sept. 30), at Minnesota (Oct. 7) ... Caught his first collegiate touchdown on a four-yard route against Indiana (Oct. 14)

Overview

Attended Phenix City Central High School (2023) coached by Patrick Nix ... The Red Devils went 10-3 his senior year with a trip to the Alabama Class 7A semifinal ... Helped Phenix City reach the Class 7A Championship game his junior season with a 13-1 record ... Part of a Class 7A semifinal team during his sophomore campaign with an 8-5 record ... Set single-season school records for receptions (75), yards (1,059), and touchdowns (18) ... Credited with 75 receptions his senior year (2022), totaling 850 yards with 11 touchdowns; scored another two touchdowns rushing ... As a junior, caught 70 passes for 1,059 yards with 18 touchdowns; scored another four touchdowns via rush (two), punt return (one) and an intended onside kick attempt he returned for a score ... Made 42 receptions totaling 627 yards with four touchdowns as a sophomore ... Earned a 247Sports Composite ranking of four stars; the No. 178 overall player nationally, the No. 25 wide receiver and the No. 15 player in the state of Alabama ... Named a four-star prospect by 247Sports; the No. 39 wide receiver in the nation and the No. 18 player in the state of Alabama ... Rated as a four-star prospect by ESPN, the No. 82 overall player in the country, the No. 40 player in the region, the No. 15 wide receiver and the No. 9 player in the state of Alabama ... Rivals.com four-star prospect, the No. 153 player in the country, the No. 29 wide receiver and the No. 16 player in Alabama ... On3.com four-star consensus prospect, the No. 191 overall player in the nation, the No. 25 wide receiver in the country and the No. 15 wide receiver in Alabama ... On3.com four-star prospect, the No. 51 wide receiver in the nation and the No. 19 player in Alabama ... Under Armour All-American game participant



#1 JELEN LEE

DB | 6-0 | 183 | SR
Florence, AL | Florence HS | Chattanooga

2023

Played in nine games in his second season at UWG ... made 13 total tackles including nine solo stops ... credited with one TFL on the season ... one of only two players with multiple interceptions on the season, picking off passes against Texas A&M-Kingsville and Valdosta State ... had four pass break-ups

2022

Played in eight games in his first season in Carrollton ... made 13 total tackles including seven solo stops ... had one tackle for loss on the season ... was one of three Wolves with two interceptions on the season ... also recorded three pass break ups ... forced one fumble on the season

2021 (Chattanooga)

Saw action in five games for the Mocs ... racked up eight tackles, with four solo stops ... had one tackle for loss on the season

2020 (Chattanooga)

Played in three games ... posted 14 tackles ... had seven tackles in his first career start at Western Kentucky ... posted six tackles and an interception in a start against Mercer ... made the A.D. Honor Roll in the fall

2019 (Chattanooga)

Redshirt Season

Overview

All-state defensive back from Florence High School in Florence, Ala. ... played for head coach Will Hester ... named to the Alabama 7A All-State second team after posting five interceptions, 10 break-ups and four blocked kicks in 2018



#2 FESTUS DAVIES

LB | 6-2 | 230 | JR
Lawrenceville, GA | Dacula HS

2023

Played in four games in his second season of collegiate football ... made four total tackles, recording two solo stops ... recovered one fumble

2022

Played in all 10 games as a true freshman, seeing a lot of time on special teams ... made 16 total tackles with 10 solo stops ... had 2.0 tackles for loss and one sack on the season ... credited with one QBH on the season ... blocked one kick on the year

Overview

Prepped at Dacula High School for head coach Casey Vogt ... racked up 46 tackles as a senior ... credited with 14 QBH and forced five takeaways ... was named Second Team All-Region 8-AAAAAA ... led team to a 9-5 record and a semifinal appearance in the GHSA Class AAAAAA State Playoffs as a senior



#2 DAVIN WYDNER

QB | 6-5 | 212 | SO
Cocoa, FL | Cocoa HS | Ole Miss

2022 (Ole Miss)

Did not see any action

2022 (Ole Miss)

Did not see any action and was redshirted ... Contributed on scout team, getting the defense ready for opposing QB every week ... Non-scholarship player who arrived on campus prior to the start of fall camp.

Overview

Completed 3,529 passing yards with 20 touchdowns, 256 rushing yards and three rushing touchdowns his senior year ... Had 2,785 passing yards with 24 touchdowns, 387 rushing yards and eight rushing touchdowns his junior year ... Recorded 1,238 passing yards, 11 touchdowns and 311 rushing yards with four touchdowns his sophomore year ... Began his freshman year campaign with 365 passing yards and two touchdowns ... Named 2021-22 4A State Player of the Year ... Earned a spot on the 2021-22 All-County First Team All-State, 2020-21 All-County Team and 2020-21 Second Team All-State ... Led his team to District Champions in 2020, 2021, and 2022, Regional Champions in 2021 and State Championship Finalist in 2021 ... Completed two years of varsity baseball and basketball and four years of varsity football ... Won eight varsity letters ... Earned Honor Roll placement all four years of high school.



2024 PLAYER PROFILES



#3 TJ LOCKLEY

WR | 6-0 | 192 | JR
Daytona Beach, FL | Mainland HS | Jacksonville State

2023

Caught 14 passes in nine games played in his first season in Carrollton ... was second on the team in yards with 280 and hauled in two touchdowns ... also had three carries for 20 yards ... best single game performance was 99 yards against Delta State ... caught his touchdowns against West Florida and Shorter ... his touchdown at Shorter was a 58-yard reception

2022 (Jacksonville State)

Saw action in three games, playing primarily on special teams, recording two tackles and forcing a fumble

2021 (East Carolina)

Part of a Pirates team that went 7-5 and earned a berth in the Military Bowl in Annapolis, Md.

Overview

Rated a three-star recruit by 247Sports and ESPN and a two-star prospect by Rivals.com... a key performer for head coach Brooke Wilson's Buccaneers at Mainland High School in Daytona Beach, Fla... finished the 2020 season with an 8-2 mark after opening the state 6A playoffs with wins over Gainesville and Matanzas... racked up 1,528 total yards in nine contests as a senior... completed 85-of-160 passes for 1,071 yards and 13 touchdowns with a long of 75, while rushing for 410 yards on 69 carries and one score... also caught three passes for 47 yards and a pair of scores, and contributed on special teams with two kickoff returns (16 yards) and one punt return (18)... passed for 100-plus yards on five occasions, which included a career-best 213-yard, 5-TD outing (15-of-26) vs. Matanzas in the second round of the playoffs... also recruited by FBS programs Appalachian State, Boston College, Bowling Green, Buffalo, Central Michigan, Cincinnati, Coastal Carolina, Connecticut, Florida International, Florida Atlantic, Illinois, Kansas, Kent State, Liberty, Marshall, Middle Tennessee State, Rutgers, South Alabama, Southern Mississippi, Temple, Toledo, Troy, Tulane, UAB, Utah and Western Kentucky.



#3 JULIAN RICHARDSON

DL | 6-3 | 245 | SR
Albany, GA | Westover HS | Akron

2023 (Akron)

Played in just one game

2022 (Akron)

Appeared in eight games for Akron, including one start... recorded nine tackles, including three solo stops and six assisted tackles... registered a season-best four tackles versus Miami... added three tackles against Central Michigan ... Academic All-MAC.

2021 (Akron)

Appeared in nine games for the Zips, including five starts... recorded 21 tackles, including 10 solo stops and 11 assisted tackles, while posting a pair of quarterback hurries and one tackle for a loss... registered a season-best six-tackle effort against Ball State (Nov. 2)... notched a pair of tackles and one QB hurry at Auburn (Sept. 4)... turned in two tackles and a QB hurry at Miami (Oct. 16)... tallied three tackles, including a TFL, against Kent State (Nov. 20)... also added a pair of tackles versus Ohio (Oct. 2), Buffalo (Oct. 23) and at Western Michigan (Nov. 9) ... Academic All-MAC Selection.

2020 (Akron)

Appeared in all six games for Akron, including earning one start... registered 18 tackles, including nine solo stops, while adding three tackles for a loss and a team-high three sacks for 17 yards... tallied a season-best five-tackle effort, while recording a sack at Ohio (Nov. 10)... registered a sack en route to a four-tackle performance at Kent State (Nov. 17)... logged a pair of tackles and a sack against Miami (Nov. 28) ... Academic All-MAC Selection.

2019 (Akron)

Played in 11 games... on the season, had 20 tackles, including 3.0 TFL for a loss of two yards... had three tackles against Ohio... had a season-high five tackles, including three solo stops, at Bowling Green... had two tackles against Troy and Buffalo... had a solo tackle at Central Michigan... made two solo stops in his collegiate debut at Illinois.

Overview

Three-year letterwinner at defensive end for coach Olten Downs at Westover HS... two-time first-team All-Region selection... 2018 honorable mention all-state... as a senior had 80 tackles, including 30 solo stops and 12.0 TFL, and nine sacks... ranked in the Top 5 in the region for sacks... had four sacks in the 28-12 win over Americus-Sumter en route to WALB Player of the Week honors... as a junior had 73 tackles... as a sophomore, had 37 tackles... also participated in track for one year... All-Academic honoree... had the highest GPA on the football team.



#4 CHASE BELCHER

RB | 6-1 | 208 | JR
Valdosta, GA | Lowndes HS | Northern Arizona

2023 (Northern Arizona)

Played in all 11 games with three starts at running back... Made his first career start at Sacramento State on Sept. 30... Compiled 336 rushing yards on 57 carries with three touchdowns... Also hauled in 136 receiving yards on 18 catches with one touchdown... Threw two touchdown passes as well, completing three of his four pass attempts for 130 yards... Racked up 466 all-purpose yards throughout the season... Had a rushing and a receiving touchdown against Utah Tech ... Averaged 5.9 rushing yards, 7.6 receiving yards and 42.9 all-purpose yards per game.

2022 (Northern Arizona)

Played in seven games... Totaled 157 rushing yards on 28 attempts... Averaged 22.4 yards per game and 5.6 yards per carry... His longest rush of 17 yards came against Montana State on Nov. 5... Recorded 20 receiving yards on five catches for an average of four yards per catch and 2.9 per game... Totaled 177 all-purpose yards... Had a career-game at Northern Colorado (Nov. 12) where he totaled a career-best 54 rushing yards on a career-best 10 attempts... Also hauled in 19 yards through the air on four catches, including a long of nine.

Overview

Finished his three-year varsity career with 1,201 yards receiving and 700 yards rushing at Lowndes... Rushed for 15 touchdowns as a senior in 2021 and recorded another 10 scores through the air... Averaged 5.6 yards per carry on 125 carries as a senior and finished with 22.9 yards per catch with 23 receptions... High school teammate of Ezekiel Duncan also signed with Northern Arizona... The Vikings finished the season 10-3 overall and reached the Class AAAAAA quarterfinals... Lowndes held a 26-game home win streak entering the 2021 quarterfinals... Named First Team All-Region as a junior.



2024 PLAYER PROFILES



#4 DAZALIN WORSHAM

DB | 6-2 | 190 | JR
Eastlake, AL | Hewitt-Trussville HS | UAB

2023 (UAB)

Did not see game action

2022 (Auburn)

Played in 11 games with a start against Western Kentucky... Also deep on punt and kick returns.

2021 (Miami)

Did not see any game action.

2020 (Miami)

Saw action in one game vs. Florida State.

Overview

Rated a four-star prospect by ESPN and 247 Composite and a three-star prospect by Rivals... Ranked No. 185 in the ESPN300... Rated the No. 28 wide receiver nationally and the No. 10 player in Alabama... Listed as the No. 57 wide receiver nationally and No. 15 player in Alabama by 247 Composite... Ranked the No. 79 wide receiver in the country and No. 25 player in Alabama by Rivals... Selected to participate in 2020 Under Armour All-America Game... Caught 54 passes for 427 yards and six touchdowns as a senior in 2019... Totaled 215 catches for over 2,400 yards and 28 touchdowns in varsity career... Finished career as all-time leading receiver in Hewitt-Trussville history and eighth all-time in receptions in Alabama high school history.



#5 JIBRAHN CLAUDE

DB | 6-0 | 190 | JR
Loganville, GA | Grayson HS | Buffalo

2023

Played in nine games... had 15 total tackles on the season... intercepted one pass, picking off Chowan on October 14... also credited with one pass break-up and made one TFL.

2022 (Buffalo)

Appeared in nine games, primarily on special teams... had three tackles on the season.

2021 (Buffalo)

Appeared in two games and made his first career start against Miami (OH) (11/9)... had six tackles and a forced fumble against the RedHawks.

Overview

Safety from Georgia who played at Grayson High School... had 72 tackles and two interceptions his junior season... second-team All-State selection... named first-team All-Region.



#6 NEHEMIAH MAGALEI

DL | 6-1 | 288 | SR
Chandler, AZ | Chandler HS | Northern Arizona

2023 (Northern Arizona)

Played in all 11 games, making nine starts... Totaled 41 tackles on the year, 10 of which were solo... Set a career-high 11 tackles against Portland State and followed up with six against UC Davis... Had 6.5 tackles for a loss of 25 yards on the year... Had 2.5 tackles for loss in the season finale at Eastern Washington... Credited with 2.5 sacks... Recovered a fumble and earned a quarterback hurry against Montana.

2022 (Northern Arizona)

Played in all 11 games... Credited with 25 total tackles, 10 of which were solo... Had three tackles for a combined loss of seven yards... Earned a career-high nine tackles against Idaho on Sept. 24... Totaled two pass breakups... Forced a fumble against Weber State on Nov. 19... Had a half of a sack for a loss of two yards at Idaho State.

2021 (Northern Arizona)

Started in 5 games, playing in 10 games along Northern Arizona's defensive line... Finished the season with 12 tackles, including four unassisted... Career-high of five tackles came against UC Davis... Added 2.0 tackles for loss and 1.5 sacks... Recorded an unassisted sack in the regular season finale at Cal Poly.

2020 (Northern Arizona)

Played in 4 games, starting 2 during the spring as a freshman... Finished with 8 tackles, 1.0 tackles for loss and 1.0 sacks during the season... Also recorded a quarterback hurry against Idaho.

Overview

Played offensive line at Chandler HS... Part of four state championship teams during his career... Team won the Arizona Open State Championship in 2019 and three straight Arizona 6A State Championships from 2016-18... Team finished 2019 season ranked No. 18 in the country according to MaxPreps... Named to MaxPreps All-State Team as a senior... Named to 6A All-Conference First Team and All-6A Premier Region First Team as a junior and senior... Named All-6A Premier Region Honorable Mention in 2017 as a sophomore... Ranked No. 42 prospect in Arizona by 247sports.com.



#7 CEDRIC SEABROUGH

TE | 6-4 | 237 | SO
Swainsboro, GA | Swainsboro HS | NC State

2022 (NC State)

Young tight end who saw frequent action throughout the season... Scored his first career touchdown at Clemson, he was in for a season-high 58 snaps in that contest... Started the Florida State game

2021 (NC State)

Redshirted the season - he did not see action.

Overview

Played wide receiver and on the defensive line at Swainsboro High School for coach Scott Roberts... Ranked as the No. 38 tight end nationally and the No. 83 player in the state of Georgia by Rivals.com. Also ranked as the No. 37 tight end nationally and the No. 50 player in Georgia by 247Sports.com... Finished with 104 career catches for 1,227 yards and 15 touchdowns... Caught 36 passes for 363 yards and a pair of TDs as a senior... Had 21 tackles, five TFLs and a pair of sacks as a senior... as a junior, tallied 58 receptions for 800 yards and 13 TDs.



2024 PLAYER PROFILES



#7 CARSON YANCY

DB | 5-9 | 187 | JR
Auburn, AL | Auburn HS

2023

Played in six games, making three tackles and recording one pass deflection.

2022

Played in three games as a true freshman, seeing the majority of his time on special teams

Overview

Prepped at Auburn HS under Head Coach Kieth Etheredge ... Helped lead the team to a 10-3 record and the third round of the AHSAA 7A State Playoffs ... Tallied 5 interceptions during his senior year ... Was named as a Defensive Captain for 2021



#8 QUINCY CASEY

QB | 6-1 | 194 | SR
Memphis, TN | Ridgeway HS | Alabama A&M

2023 (Alabama A&M)

Played in eight games ... completed 115 passes in 195 attempts ... threw for 1,490 yards and 11 touchdowns ... added 68 rushing yards and one touchdown on the ground

2022 (Alabama A&M)

Played in 10 games, completing 89 passes for a 59 percent completion percentage ... threw for 1,088 yards to lead the team and passed for five touchdowns

Fall 2021 (Alabama A&M)

Saw action in one game, coming in in relief

Spring 2021 (Jackson State)

Played in four games before entering transfer portal, the last being against A&M ... went 43-of-68 for 465 yards, five touchdowns and no interceptions

2019 (Jackson State)

Appeared in three games, going 7-of-13 for 86 yards

#8 MASON HUNTLEY

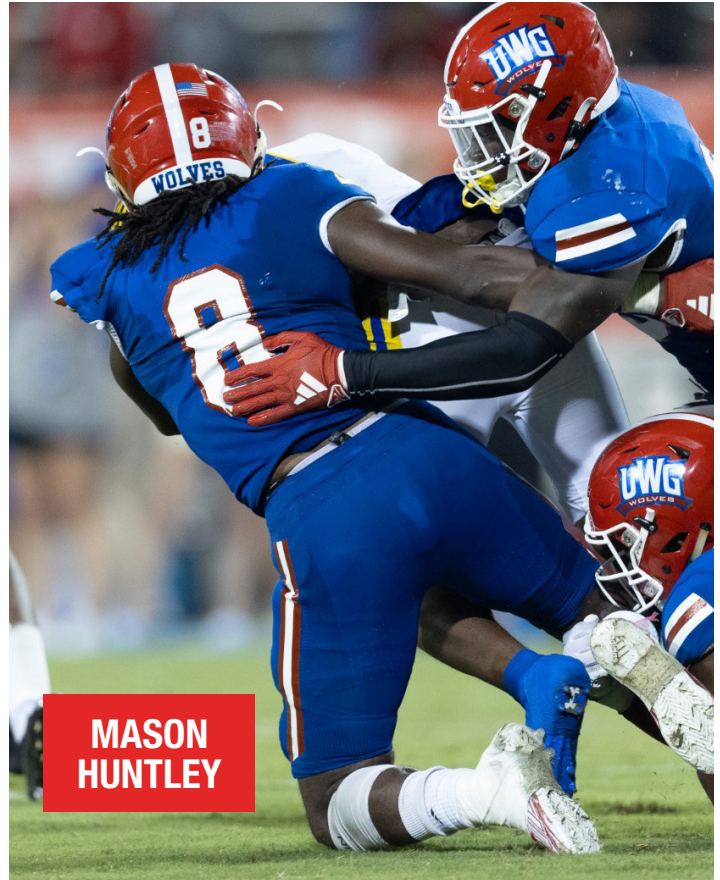
DL | 6-2 | 230 | JR
Lilburn, GA | Parkview HS

2023

Played in all 10 games for the Wolves ... made 29 total tackles with 15 solo stops and 6.5 tackles for loss for 18 yards of loss ... Made 3.0 sacks on the season, which was second on the team, for 10 total yards ... credited with four quarterback hurries ... made a season-high seven stops against Delta State on November 4

2022

Played in six games for the Wolves, missing the last four with an injury ... made 13 total tackles with seven solo stops ... racked up 5.5 tackles for loss which was tied for sixth-best on the team ... was fourth on the team with 2.5 sacks on the season ... forced on fumble and was credited with one QBH



MASON HUNTLEY

2021

Did not see game action

2020

No Season (COVID-19)

Overview

Prepped at GHSA power Parkview in Lilburn, GA under head coach Eric Godfree ... led the Panthers to 12-2 record and a spot in the GHSA Semifinals in 2019 ... had 44 total tackles and nine tackles for a loss as a senior in 2019 ... a monster off the end, he had eight sacks in his senior year ... named First Team All-Region 7-A



#9 WILL NORMAN

DL | 6-5 | 304 | FR
Camden, NJ | Eastside HS | Florida

2023 (Florida)

Played in four games and redshirted... Registered first-career tackle in the win against McNeese (Sept. 9)... Made collegiate debut at No. 14 Utah (Aug. 31).

Overview

Rated as a consensus four-star recruit by 247Sports, ESPN, On3 and Rivals... Ranked as the No. 91 player overall and No. 7 defensive lineman in the Class of 2023 by Rivals... Ranked as the No. 2 player in the state of New Jersey by Rivals... Listed as the No. 3 player in New Jersey overall by 247Sports and ESPN... Ranked in the ESPN Top-300... Invited to play in the 2023 Under Armour All-American game... Chose Florida over Florida State, LSU, Michigan, Tennessee and Texas A&M, among others.



2024 PLAYER PROFILES



#10 BRYCE DICKERSON

TE | 6-4 | 235 | JR
Bowman, GA | Elbert County | Wofford

2023 (Wofford)

Played in 11 games, making six catches for 53 yards ... longest reception came against Presbyterian (9/16) and went for 21 yards ... Had a catch in five straight games from 9/30 to 11/4

2022 (Wofford)

Played in five games and had two catches for 23 yards ... Made first career start at Kennesaw State (9/24) ... Against The Citadel (10/15) had one catch for eleven yards ... Against ETSU (10/29) had one reception for twelve yards ... Named to the Southern Conference Academic Honor Roll.

Overview

Saw action in ten games his senior season at Elbert County High School ... Had 23 catches for 231 yards, along with 28 tackles on defense to earn first team All-Region honors for the second time ... Also plays basketball, winning a pair of region titles ... Holds the school record in the power clean and added letters in baseball and track, winning a region title in baseball ... Member of the Beta Club



#10 ANTHONY ROCHESTER

DB | 6-0 | 197 | GR
Lawrenceville, GA | Discovery HS | Fort Scott CC

2023

Played in five games... Recorded six tackles and 0.5 tackles for loss.

2022

Saw action in seven games in his first season for UWG ... tallied 11 total tackles including nine solo stops ... best single game was a four-tackle night against Mississippi College on October 1

2021 (Fort Scott)

Played in four games

Overview

Prepped at Discovery High School in Lawrenceville, GA



#11 PRESTON PUNI

LB | 6-2 | 240 | JR
Waipahu, HI | Orem HS | Utah Tech

2023 (Utah Tech)

Played in six games as a sophomore ... made four tackles total

2022 (Utah Tech)

Appeared in one game overall in his redshirt season.

Overview

Played both defensive end and linebacker positions for the Tigers during his prep career ... stats and other information not available ... also attended James Campbell (Hawai'i) HS and Thomas Dale (Va.) HS.



#11 E'SHAWN MAYES

TE | 6-4 | 255 | SR
Hephzibah, GA | Hephzibah HS | Alabama State

2023

Played in five games... Caught one pass for 19 yards and a touchdown against Chowan on October 19

2022

Played in 10 games ... caught one pass for four yards

2021 (Alabama State)

Saw action in six games ... hauled in five passes for 53 yards ... caught a touchdown pass against Arkansas-Pine Bluff

2020 (Alabama State)

Played in three games in his first season at ASU

Overview

Caught 62 passes for 1,358 yards and 14 receiving touchdowns in his career at Hephzibah HS ... Averaged 21.9 yards per reception and 36.7 yards per game ... Played in the Georgia-South Carolina Blitz Border All-Star Game.



#12 MALIK CHARLES

DL | 6-5 | 255 | SO
Mesa, AZ | Arizona Compass Prep | Northern Arizona

2023 (Northern Arizona)

Played in all 11 games on the defensive line... Had four total tackles on the year, two of which came against Montana... Collected one solo tackle against Northern Colorado and at Eastern Washington... Recorded one tackle for a loss of four yards against Northern Colorado.

2022 (Western New Mexico)

Did not see game action

Overview

2022 graduate from Arizona Compass Prep where he played football, basketball and volleyball ... Earned Athlete of the Year his junior year and was also ranked in the Top 100 for basketball



#12 JORDAN JACKSON

WR | 6-3 | 200 | SR
Lawrenceville, GA | Loganville Christian | Montana Tech

2023 (Montana Tech)

Played in eight games ... hauled in 32 catches for 501 yards and four touchdowns ... had an eight-catch, 153-yard performance with two touchdowns against Montana Western

2022 (Montana Tech)

Played in 9 games ... Accounted for 4 receptions, for 89 yards.

2021 (Montana Tech)

Played in 4 games.



2024 PLAYER PROFILES

Overview

Was a multi-sport athlete at Loganville Christian Academy. During his senior season he amassed 1669 all purpose yards. 558 yards rushing, 477 receiving, 555 kick-off return yards, and 45 punt return yards. He scored 14 total touchdowns.



#13 DYLAN GARY

WR | 6-4 | 208 | JR
Sugar Hill, GA | North Gwinnett | Kentucky

2023 (Kentucky)

Practiced with the team ... Named to SEC Fall Academic Honor Roll

2022 (Kentucky)

Practiced with the team

Overview

Two-year letter winner and one-year starter at North Gwinnett High School under head coach Bill Stewart ... As a starter at wide receiver his senior season, averaged 16.2 yards per reception and 49.9 yards per game, making 37 catches for 600 yards and five touchdowns through 12 games in 2021 ... That same season, he was named to the All-County Team and the 8A All-Region Offensive First Team in football ... Was also a three-year varsity basketball player and two-year track athlete at North Gwinnett ... Named a 2022 8A All-Region First Team selection in basketball ... Aided in the North Gwinnett basketball team's three straight regional championship titles and two straight Georgia High School Association (GHSA) Elite 8 appearances



#14 CAEL BRIGHT

DB | 5-11 | 200 | SR
Douglasville, GA | New Manchester | Notre Dame (OH)

2023

Played in all 10 games for the Wolves ... ranked fourth on the team in tackles with 35, including 30 solo stops ... registered 3.0 tackles for loss ... credited with two pass break ups ... recorded a season-high six tackles against Chowan on October 14

2022 (Notre Dame College)

Made 51 tackles in 12 games as a third-year player at NDC ... racked up 35 solo stops and had 7.0 tackles for loss ... tied for 4th in the Mountain East with four interceptions ... credited with four quarterback hurries and two pass break ups ... named Second Team All-Mountain East

2021 (Notre Dame College)

Played in five games and recorded six tackles, including a tackle for loss... Had three tackles against Fairmont State on Oct. 30.

2020 (Notre Dame College)

Did Not Play

Overview

Participated in football and track and field at New Manchester High School just down I20 in Douglasville



#14 JAKE DAVIS

WR | 6-2 | 188 | JR
Thomaston, GA | Upson Lee HS | Presbyterian

2023

Transitioned to wide receiver during fall camp and played in one game ... did not record any statistics

2022 (Presbyterian)

Saw action in six bouts on the season, inserted primarily as a special teams member... Made one tackle at Marist (10/29).

2021 (Presbyterian)

Played in four games... completed 16-of-34 passes for 210 yards and a touchdown over four contests... added five rushes for 20 yards... had four completions for 22 yards against San Diego... added a season-high seven completion for 101 yards against Stetson... had 11-yard rush against Marist... had four passes for 83 yards and his first career touchdown against St. Thomas

Overview

Totaled over 4,000 passing yards and 40 passing touchdowns in his career at Upson Lee High School... added 630 rushing yards and 10 rushing scores as well... holds the Upson Lee record for passing yards and touchdowns... was second team all-region during his junior and senior year... earned honorable mention during his sophomore year... off the field he's involved with the Fellowship of Christian Athletes and Beta Club... also a member of the national honors society



#15 RJ EVANS

LB | 6-1 | SR
Colony, AL | Hanceville HS | Western Kentucky

2023 (Western Kentucky)

Appeared in six games, primarily being used in a special teams role

2022 (Hutchinson CC)

Appeared in 12 games and recorded 51 total tackles ... had 2.5 sacks on the year

2021 (Hutchinson CC)

Played in 11 games, making 54 tackles including 35 solo stops ... recorded 3.0 sacks and recovered one fumble

2020 (Hutchinson CC)


Made seven tackles in three appearances as a freshman

Overview

Prepped at Hanceville High School in Colony, Ala.



2024 PLAYER PROFILES



#16 MAR'QUAVIOUS MOSS


DB | 6-2 | 185 | SO
West Point, GA | Troup County | Dodge City CC

2023 (Dodge City CC)

Played in one game, debuting against Coffeyville on September 2 ... made one tackle in that game

Overview

Prepped at Troup County High School ... played in 14 games as a senior, recording 24 total tackles and three TFL ... had one sack and one interception as a senior ... Offensively, had 11 carries for 99 yards and a touchdown to go with 52 receptions for 877 yards and 11 touchdowns ... also played basketball for TCHS



#16 CODY PAGACH

QB | 6-4 | 182 | FR
Franklin, TN | Alcoa HS

Overview

Three-star quarterback out of Tennessee who prepped at Alcoa High School ... ranked as the 62nd player in Tennessee by 247sports and the 103rd-ranked quarterback in the country ... Led his team to a Region Title as a senior ... earned all-state honors, throwing for 14 touchdowns ... completed 65 percent of his passes



#17 JALEN FRAZIER

S | 5-10 | 185 | SR
Charlotte, NC | Hough HS | UNLV

2023 (UNLV)

Did not see game action

2022 (NC State)

Appeared in 10 games for the Wolfpack, including the Duke's Mayo Bowl vs. Maryland in late December.

2021 (NC State)

Did not see action.

2020 (NC State)

Did not play as he rehabbed from an injury.

2019 (NC State)

Redshirted but saw action in two contests on special teams ... Signed with the Wolfpack after being ranked the No. 36 recruit in North Carolina and the No. 85 cornerback nationally by Rivals.com and the No. 37 recruit in North Carolina and No. 71 cornerback nationally by 247Sports.

Overview

A 2019 graduate of Hough HS ... Played cornerback and receiver for coach Mathew Jenkins ... Posted 53 tackles and five tackles-for-loss ... Also pulled down two INTs as team advanced to the NC 4AA state quarterfinals and finished 11-3 ... As a junior posted 98 tackles and one interception ... Played his first two seasons at Denver (NC) East Lincoln HS.



#17 RICHIE LANKFORD

QB | 6-3 | 2195 | JR
McDonough, GA | Community Christian | Georgia Southern

2023

Did not see game action

2022 (Georgia Southern)

Did not play in any games ... Was redshirted ... A valuable member of the scout team.

2021 (San Mateo College)

Played in seven games at the College of San Mateo ... Completed 14 of 22 passes for 222 yards and three touchdowns ... Had a long pass of 71 yards against San Joaquin Delta ... Enrolled at Georgia Southern in January.

2020 (San Mateo College)

Enrolled at the College of San Mateo in January after the fall season was canceled due to COVID-19.

Overview

Attended Palmetto Preparatory Academy in Columbia, SC in 2018 ... Played for Coach Adam Collins at Community Christian School ... A 2018 first-team all-state selection by the GICAA ... Named first-team all-region by the GICAA in both 2018 and 2017 ... A 2018 NAAPS (National Athletic Association of Private Schools) All-American ... The 2018 NAAPS 3A National Athlete of the Year ... Helped lead Community to the 2018 GICAA state title ... Finished his career with 2,141 all-purpose yards and 23 touchdowns ... Passed for 5,010 yards 71 scores ... The school's all-time passing yards and passing touchdowns leader ... Holds the school record for most touchdowns in a single season (26 his junior year) ... Tied for the most touchdowns in a single game (5) ... Also played basketball, earning first-team all-state by the GICAA in 2018 ... Named first-team all-region by the GICAA in 2019, 2018 and 2017 ... A 2019 NAAPS All-American ... Helped lead his team to the 2016 GICAA state title ... A 1,000-point scorer.



#18 RAVON GRANT

WR | 6-0 | 180 | RFR
Richmond Hill, GA | Richmond Hill HS

2023

Redshirt Season

Overview

Prepped at Richmond Hill High for head coach ... caught 64 passes for 704 yards and four touchdowns as a senior ... finished prep career with 1,641 receiving yards and nine touchdowns ... was a First Team All-Region 1-A Selection as a senior



2024 PLAYER PROFILES



#18 TONY McCRAY

DB | 6-0 | 177 | JR
Clarksdale, MS | Lake Cormorant | Georgia State

2023 (Georgia State)

Played in 12 games and made seven total tackles and recorded two pass break-ups ... had a season-high three tackles against Louisiana on October 21

2022 (Georgia State)

Played in 12 games and made a pair of solo tackles ... forced one fumble on the season

2021 (Georgia State)

Redshirt Season

Overview

All-state cornerback from Lake Cormorant High School in Clarksdale, Miss. ... First-team all-district ... Chosen for the Mississippi-Alabama All-Star Game ... Season stats include 35 tackles, four interceptions, five pass breakups and a fumble recovery ... Also collected 365 all-purpose yards, including 269 yards on kickoff returns ... Coached by Nick Nester ... Honor roll student.



#19 JOHN CINEAS

WR | 6-2 | 205 | FR
Loganville, GA | Grayson HS

Overview

Three-star wideout out of Grayson High in Loganville ... was Grayson's first ever 1,000 yard receiver as a senior, catching 50 passes for 1,112 yards ... hauled in nine touchdown receptions ... also returned four kickoffs for touchdowns ... finished the season with 1,524 all-purpose yards ... was named First Team All-Region, First Team All-County, and first Team All-State ... helped the Rams to an 11-3 record in 2023 ... as a junior, caught 35 passes for 450 yards and three touchdowns ... Named All-Region as a junior



#20 JERRY MAYS

WR | 6-0 | 191 | GR
Covington, GA | Eastside HS

2023

Played in eight games, primarily on special teams... Caught one pass for six yards... Made three tackles

2022

Played in two games on the season ... made his collegiate debut against Morehouse and caught one pass for a 32-yard touchdown

2021

Did not see any game action

2020

No season (COVID-19)

2019

Redshirted

Overview

Prepped at Eastside High School in Covington, GA



#21 SOLOMANIE BAMBARA

DE | 6-6 | 222 | JR
Philadelphia, PA | Neumann Goretti | Buffalo

2023 (Buffalo)

Did not see game action

2022 (Buffalo)

Appeared in 10 games, primarily on special teams... also saw some action at defensive end... had two tackles on the season... had a tackle against Holy Cross (9/10) and Coastal Carolina (9/17).

2021 (Buffalo)

Redshirted in his first season at Buffalo... appeared in three games... had one tackle on the season against Ohio (10/16)... had a pass breakup against Wagner (9/2).

Overview

Graduate of Neumann Goretti High School where he was a standout on the gridiron and the hardwood... played defensive end and tight end for the Saints... as a junior, had 23 tackles, an interception, two fumble recoveries and five passes defended... named All-Philadelphia Catholic League as well as All-Philadelphia Public League.



#22 RAJAEZ MOSLEY

RB | 5-7 | 193 | SR
Valdosta, GA | Valdosta HS

2023

Started running back who played all 10 games... Led the Wolves and ranked second in the GSC with 855 rushing yards on 123 carries... Scored nine touchdowns on the year with eight coming on the ground and one threw the air... Caught six passes for 78 yards... Broke off a career-long 65 yard run against Shorter on October 26 before finishing the game with a career-high 191 yards... Rushed for over 100 yards three times... Was named First Team All-GSC at the season's end

2022

Saw action in three games before missing the remainder of the season with an injury ... had 15 carries for 83 yards and one touchdown ... averaged 5.5 yards per carry ... scored his one touchdown against Morehouse on September 10

2021

Played in 10 games at running back for the Wolves ... led the team in rushing attempts with 81, finishing the season with 343 yards ... averaged 4.2 yards per carry ... scored three touchdowns on the season ... scored first collegiate TD against Carson-Newman on September 2 ... best game came against Morehouse, rushing 10 times for 59 yards ... also caught three passes for 43 yards

2020

No Season (COVID-19)

2019

Played in 11 games... totaled 300 rushing yards on the season... had a season high 84 rushing yards against Shorter on October 5, 2019.

Overview

Prepped at GHSA power Valdosta High School under coach Alan Rodemaker ... led the Wildcats to an 8-5 record and a spot in the GHSA quarterfinals ... carried the ball 198 times for 1,132 yards as a senior ... named Second Team All-Region as a junior and First Team All-Region as a senior.



2024 PLAYER PROFILES



#23 KYEAURE MAGLOIRE

CB | 6-3 | 200 | JR
Minneola, FL | Lake Minneola HS | Eastern Kentucky

2023 (Eastern Kentucky)

Saw action in 10 games as a sophomore ... made five solo stops and eight total tackles ... had one interception in the Stephen F. Austin game on November 18 ... best single game was three tackles against Cincinnati on September 2

2022 (Eastern Kentucky)

Played in four games

Overview

Prepped for Lake Minneola High in Florida ... was a three-star cornerback by 247sports ... Had 65 tackles and three interceptions in his high school career ... also ran track and field



#24 JORDAN CLARK

CB | 5-11 | 180 | JR
Richmond Hill, GA | Richmond Hill HS | Savannah State

2023

Played in eight games in his first season at UWG ... led the team in interceptions with two and racked up 28 total tackles ... recorded 22 solo stops and had one TFL on the season ... broke up six passes ... made a season-high six tackles at West Florida on September 23 ... picked off passes against West Alabama on October 7 and North Greenville on October 21

2022 (Savannah State)

Racked up 18 total tackles with 14 solo stops in 10 games played as a sophomore ... forced one fumble against Fort Valley State ... picked off three passes including two against Lane ... recorded four pass break ups

2021 (Savannah State)

Played in nine games as a true freshman ... recorded 11 tackles and forced one fumble

Overview

Prepped at Richmond Hill High School ... made 83 tackles and picked off eight passes in his career ... also played receiver, amassing 1,195 career yards and eight touchdowns ... was a Second Team All-Region 6-AA selection as a senior



#25 BRYAN RICE

DL | 6-3 | 260 | SR
Nolensville, TN | Ravenwood HS | Shorter

2023

Played in all 10 games... Picked up 14 tackles and 4.0 tackles for loss... Recorded 1.0 sacks on the year, with half sacks coming against Chowan and Shorter

2022 (Shorter)

Played in 10 games at Shorter, racking up 39 total tackles including 25 solo stops ... was sixth in the GSC with nine tackles for loss ... forced one fumble and was credited with five quarterback hurries

2021 (Shorter)

Recorded 38 tackles in 11 games played as a sophomore ... had eight TFL and 3.0 sacks

2020 (Shorter)

Played in four games in the COVID shortened Spring Season ... made four tackles and recorded 1.5 TFL

Overview

Prepped at Ravenwood HS



JORDAN
CLARK



#26 LATRELLE MURRELL

RB | 5-11 | 215 | R-FR
Douglasville, GA | Douglas County HS

2023

Redshirted

Overview

Prepped at Douglas County HS under head coach Eric Rice... ran for 557 yards in his senior season averaging 92 yards per game in just six games... scored five rushing touchdowns... as a junior, he eclipsed the 1,000-yard mark with 12 touchdowns... helped lead his team to a 7-4 record and a playoff berth in Class AAAAAA... Named to the First Team All-Region 5-AAAAAA



2024 PLAYER PROFILES



#27 BRYCE HICKS

RB | 5-9 | 185 | FR
Carrollton, GA | Carrollton HS

Overview

Prepped at Carrollton High School for Joey King and the Trojans ... ran for 1,623 yards on 276 and 22 touchdowns as a junior on CHS's team that went 14-1 and played for a Class AAAAAAA State Title ... averaged 108.2 yards per game as a junior ... also caught 60 passes for 751 yards and 10 receiving touchdowns ... Region 2-AAAAAAA Player of the Year in 2022 ... Selected to Max Preps Junior All-American Team in 2022 rushed 114 times for 868 yards and 13 touchdowns as a sophomore ... injured in game one of senior season ... scored 40 career touchdowns on the ground in his career and had 4,066 career all-purpose yards



#25 JOSHUA PIERRE-LOUIS

DB | 6-0 | 173 | SR
Palm Beach Gardens, FL | The Benjamin School | Iowa Western CC

2023 (Iowa Western)

Played in 13 games and racked up 41 tackles ... had 4.0 tackles for loss ... racked up seven interceptions and had eight pass break-ups

2022 (NC State)

Played in two games ... made four total tackles

2021 (NC State)

Backup nickel who got the start in the FSU and UNC games - both Wolfpack wins - due to the injury to Tyler Baker-Williams ... In for a season-high 70 snaps versus the Tar Heels, his five tackles in that contest was also his top mark in 2021 ... Picked off his second career pass in the win over the Seminoles.

2020 (NC State)

One of three true freshmen to start on defense in 2020, he was the only one to start multiple games ... Got the starting nod at nickel vs. Virginia, Miami and Florida St. ... Pulled down an interception and returned it 21 yards in the win at Virginia ... Earned his first start while veteran Tyler Baker-Williams was contact traced vs. Virginia ... Has added 15 lbs. since joining the squad in the summer of 2020

Overview

Played both cornerback and running back at The Benjamin School for coach Eric Kresser ... As a senior: Posted 41 tackles and two interceptions ... Also caused two fumbles ... Had 29 carries for 181 yards and one touchdown ... Also caught 19 passes for 264 yards and 1 TD ... Helped team advance to the Florida Class 3A regional semifinals and finish with an 8-4 record ... First-team all-state performer ... Named the Sun-Sentinel track and field player of the year as a junior. Finished third in the 200m at the state championship meet and won the regional title in the 400m



#26 DEWAYNE GISSENDANNER

CB | 5-10 | 172 | SO
Charlotte, NC | Providence HS | Presbyterian

2023 (Presbyterian)

Suited up for the team's first two non-conference affairs with Murray State and Virginia-Lynchburg, making a tackle in the season-opener against the Racers (9/9).

2022 (Presbyterian)

Published his collegiate debut in a road setting against Western Carolina (9/17), gathering a pair of solo tackles.

Overview

He was a 3x All-Conference honoree at Providence High School



#30 JAKYRE HORTON

CB | 5-11 | 172 | FR
Ellenwood, GA | Cedar Grove HS

Overview

Three-star safety out of reigning GHSA Class AAA State Champion Cedar Grove ... Ranked in the top-200 players in Georgia by 247sports ... also played wide receiver at Cedar Grove



#31 MALACHI WILLIAMS

DB | 6-0 | 195 | JR
San Diego, CA | Cathedral Catholic | Northern Arizona

2023 (Northern Arizona)

Played in seven games, making four starts... Total 30 tackles, 17 of which were solo... Earned a career-high eight tackles against UC Davis and Montana State... Had four pass breakups against Utah Tech and six total on the year... Credited for 0.5 tackles for loss against Utah Tech.

2022 (Northern Arizona)

Played in 10 games... Made his Lumberjack debut at Arizona State where he made his first career tackle... Ended the year with 13 tackles, six of which were solo... Had a pass breakup at UC Davis... Set a single-game high of three tackles against Idaho and UC Davis.

2021 (Northern Arizona)

Did not play during the season.

Overview

Played for Cathedral Catholic High School in San Diego, Calif... Dons finished 5-0 during the spring high school football season in California... Finished his junior year with 61 tackles, four passes defended and an interception as the Dons went 8-3 during the season.



2024 PLAYER PROFILES



#33 MAR'QUAVIOUS MOSS

DB | 6-2 | 185 | SO
West Point, GA | Troup County | Dodge City CC

2023 (Dodge City CC)

Played in one game, debuting against Coffeyville on September 2 ... made one tackle in that game

Overview

Prepped at Troup County High School ... played in 14 games as a senior, recording 24 total tackles and three TFL ... had one sack and one interception as a senior ... Offensively, had 11 carries for 99 yards and a touchdown to go with 52 receptions for 877 yards and 11 touchdowns ... also played basketball for TCHS



#34 JALEEL CHAMBLISS

CB | 6-2 | 159 | RFR
Griffin, GA | Griffin HS | Southeast Missouri State

2023 (Southeast Missouri State)

Redshirt season

Overview

Attended Griffin High School where he played wide receiver and defensive back...Had 50 catches for 900 yards and 12 touchdowns as a senior...Returned his only interception for a touchdown and recorded 13 tackles that season...Finished with three interceptions during his junior season.



#35 JADEN STANLEY

LB | 6-2 | 215 | SO
Fitzgerald, GA | Fitzgerald HS

2023

Did not play

2022

Redshirt season

Overview

Prepped under head coach Tucker Pruitt at South Georgia power Fitzgerald High ... Two-time All-Region selection ... Named Honorable Mention All-State ... Helped team to a 13-2 record and a GHSA Class AA State Championship



#36 TRESHAWN MOORE

S | 6-0 | 177 | FR
Baxley, GA | Appling County HS

Overview

Prepped at Baxley, Georgia's Appling County High School ... was a First team All-Region 3-AA selection as a senior ... played wide receiver and defensive back for Appling County, helping the team to a 9-3 record and a Second Round Appearance in the GHSA AA Playoffs



#37 MICAH THURMAN

LB | 6-3 | 225 | JR
Warner Robins, GA | Northside Warner Robins HS

2023

Played in all 10 games for UWG... Made a career-high 27 tackles in 2023 while recorded 1.5 tackles for loss... Forced and recovered one fumble on the year, forcing his first career fumble against West Alabama on October 7 while recovering his first career fumble against Valdosta State on November 11

2022

Played in nine games as a true freshman, seeing action primarily on special teams ... racked up 10 total tackles with five solo stops ... best individual game as a four-tackle performance against Shorter on October 29

Overview

Prepped at Northside Warner Robins, playing under head coach Chad Allgood ... Helped team to a 9-4 record and a third-round berth in the GHSA Class AAAAAA State Playoffs ... Was a Second Team All-Region by the Atlanta Journal-Constitution as a junior in 2020



MICAH THURMAN



#38 JA'QUAN BENTLEY

RB | 6-1 | 188 | FR
Thomaston, GA | Upson Lee HS

Overview

Two-star running back according to rivals.com ... prepped at Upson Lee High School, helping the Knights go 9-3 as a senior ... was the Region 2-AAA Offensive Player of the Year ... rushed for 1,404 yards on 207 carries, going for 100 yards in eight games ... finished the season with 20 rushing touchdowns



2024 PLAYER PROFILES



#39 MASON MADDIX

K | 6-3 | 202 | JR
Macon, GA | Peach County HS | Georgia Military College

2023 (GMC)

Attempted two PATs, converting both for the Bulldogs

2022 (GMC)

Played in 11 games, going 4-for-5 on field goals ... longest made field goal was 42 yards ... went 16-for-16 on PATs

Overview

Prepped at Peach County High School ... handled kickoffs, punting, and place kicking duties for PCHS ... averaged 61.2 yards on kickoffs and had 49 touchbacks ... averaged 34.9 yards per punt with a long of 52 as a senior ... was 7-of-13 on field goals including a long of 36 ... went 45-for-47 on PATs



#40 MALACHI KEMP

LB | 6-3 | 230 | FR
LaGrange, GA | LaGrange HS

Overview

Prepped just down the road at LaGrange High School ... also played TE in high school and was an All-Region selection in 2023 ... led the Grangers to a 9-3 record as a senior



#41 WALT HAWTHORNE

LB | 5-11 | 202 | JR
Macon, GA | Central Macon HS

2023

Did not see game action

2022

Did not see game action

2021

Redshirted

Overview

Prepped at Central High in Macon, GA for head coach Joaquin Sample ... two-star prospect by Rivals ... racked up 75 tackles as a senior, including 44 solo stops ... had six tackles for a loss as a senior ... picked off one pass ... led team to a 6-4 mark as a senior, winning their first playoff game since the 1970s ... was a First Team All-Region 2-AA selection



#42 TOBIAS BLACK

DL | 5-11 | 207 | FR
Carmichael, CA | Rio Americano

Overview

Prepped at Rio Americano High School in Sacramento, CA ... made 48 tackles as a senior including 3.0 tackles for loss



#43 KWASI CASEY

LB | 6-1 | 220 | FR
Atlanta, GA | Mays HS

Overview

Prepped at Jackson High School in Atlanta ... Named First Team All-Region ... also participated in track and field ... holds the school record at Jackson for shot put and discus



#45 CAMERON MOORE

DL | 6-2 | 300 | FR
Atlanta, GA | Maynard Jackson HS

Overview

Prepped at Jackson High School in Atlanta ... Named First Team All-Region ... also participated in track and field ... holds the school record at Jackson for shot put and discus



#46 JAY CARTER

LB | 6-0 | 225 | SO
Warner Robins, GA | Warner Robins HS

2023

Played in four games in his redshirt freshman season ... recorded six total tackles including a pair of solo stops ... had one tackle for loss on the season

2022

Redshirt season

Overview

Prepped for GHSA power Warner Robins for head coach Marquis Westbrook ... Led team to a 14-1 record and a GHSA AAAAA State Championship as a senior in 2021 ... also a member of the Demons' 2020 State Championship Team ... Named AAAAA All-State by Recruit Georgia



#46 COLBY DIXON

TE | 6-3 | 241 | FR
Perry, GA | Perry HS

Overview

Prepped at Perry High School for head coach Kevin Smith ... led PHS to a 13-2 record and a GHSA Class AAAA State Title ... Was an All-Region 2-AA selection as a senior ... caught 12 passes for 163 yards in eight games in 2023 ... also played basketball at PHS and was an All-Region selection



2024 PLAYER PROFILES



#48 JAMIE SPEIGHT

LB | 6-1 | 205 | FR
Statesboro, GA | Statesboro HS | Georgia Military College

2022 (GMC)

Played in six games for Georgia Military ... made four tackles

Overview

Prepped at Statesboro High School ... made 98 total tackles as a senior including eight TFL ... was an All-Region selection as a senior in 2021



#49 REED REAGIN

LS | 6-0 | 191 | JR
Valdosta, GA | Valdosta, HS | Illinois

2023

Played in all 10 games for UWG, handling all longsnapping duties

2022

Played in one game in his second season with the Wolves

2021

Did not see any game action

Overview

Prepped at perennial power Valdosta High School



#50 CEDRIC RICHARDSON

OL | 6-4 | 285 | SO
Lawrenceville, GA | Collins Hill HS | Mercer

2023 (Mercer)

Played in seven games as a sophomore for Mercer on the Bears' NCAA Playoff team

2022 (Mercer)

Redshirt season

Overview

Lead his team to two region championships in the years 2020 and 2021 ... Won a Georgia State Championship in 2021 at Collins Hill High School ... Earned second team All-County honors ... Was a three-sport athlete, playing football, basketball and track & field




#51 BRODY OGLES

OL | 6-4 | 290 | FR
Franklin, Ga. | Heard County HS

Overview

Prepped at nearby Heard County High School for head coach Shane Lasseter ... Named First Team All-Region as a senior



#52 CADE BARNETT

OL | 6-5 | 265 | RFR
Monroeville, AL | Excel HS

2023

Redshirt Season

Overview

Prepped across the state line at Excel High in Excel, Alabama ... prepped under head coach Jason Phillips ... Led team to a 9-2 record and a playoff berth as a senior ... Selected as a member of the AAA All-State team ... played 488 of 500 snaps on offense and recorded 38 pancake blocks ... played defense as well, racking up 34 tackles, 2.5 sacks, two forced fumbles, and two fumble recoveries



#53 JEFFREY MILLER

OL | 6-3 | 290 | SR
Tampa, FL | Armwood HS | Iowa Western CC

2023

Did not play

2022 (Iowa Western)

Played in every game

2021 (Iowa Western)

Saw action in three games for a IWCC team that went 10-1, falling in the NJCAA DI National Championship

2020 (Georgia State)

Redshirt season

Overview

Rated the No. 71 player on the Tampa Bay Times' Home Team 100 ... Part of a strong program at Armwood High School, which reached the Class 7A state semifinals in 2019 after making back-to-back appearances in the 6A finals in 2017 and 2018.



#54 MISIOLU MALUIA

OL | 6-1 | 275 | SR
Las Vegas, NV | Bishop Gorman HS | Utah Tech

2023 (Utah Tech)

Played in nine games as a true freshman

Overview

Helped lead Bishop Gorman HS to consecutive Nevada state titles and was an all-Southern Nevada second team selection ... also played two seasons at Trinity (TX) HS and was a two-time Texas 6A first team all-district pick and earned Texas 6A-D1 all-state honorable mention accolades.



2024 PLAYER PROFILES



#55 ALOFALETAUIA MALUIA

OL | 6-2 | 285 | SR
Henderson, NV | Liberty HS | Northern Arizona

2023 (Northern Arizona)

Played in 10 games with two starts against Montana and Sacramento State.

2022 (Northern Arizona)

Played in the season opener against Arizona State.

2021 (Northern Arizona)


Played in 6 games on the defensive line... Finished with three tackles.

2020 (Northern Arizona)

Played in 1 game, against Idaho, during the season.

Overview

Played on the offensive and defensive line at Liberty HS... Recorded seven tackles, with four solo, in his senior season... Named one of the top players to watch in 2019 by Southern Nevada Coaches Association... Named to MaxPreps All-State Team as an offensive lineman as a senior... Earned All-Southeast League First Team honors as a junior... Helped team win the 2019 state championship



#56 DAVID STANPHILL

LS | 5-8 | 155 | RFR
Saint Simons Island, GA | Glynn Academy | Navy

Overview

A 2023 graduate of Glynn Academy in Brunswick, Ga., Stanphill was a two-sport athlete who earned letters in football (4) and tennis (1) ... 5-star Rubio long snapper ranked fourth in the country ... named All-Region 2-6A and a Chris Rubio Award finalist as a senior ... led the football team to the Region 2-6A championship his freshman and sophomore years ... played in the Polynesian Bowl High School All-Star Game his senior year and was part of the game-winning Team Muaka ... dual enrolled while in high school, he also took 40 credit hours of work at the College of Coastal Georgia ... named the Glynn Academy Most Outstanding Senior ... member of the National Honor Society ... great grandfather, Dexter Stanphill Sr., was a three-sport standout at Sewanee University where he holds the record for the longest fumble return in SEC history (100 yds, Sewanee vs. Florida, 1936) ... grandfather, William Stanphill, was a member of the North Alabama basketball team ... grandfather, Gene Hartleb, was a two-year (1966-67) baseball letter winner at Gannon University ... son of William Reed and Jennifer Stanphill.



#57 JALEN MOORE

OL | 6-2 | 275 | GR
Fairburn, GA | Creekside HS

2023

Played in six games

2022

Played in all 10 games for the Wolves on the offensive line ... helped UWG lead the country in total offense, averaging 506.9 yards per game ... offensive line ranked fourth in the country in sacks allowed

2021

Saw action in eight games on the offensive line in 2021 ... primarily played center

2020

No Season (COVID-19)

2019

Redshirted

Overview

Prepped under head coach Maurice Dixon at Creekside High School in Fairburn, Ga. ... played center and defensive tackle for Creekside, helping pave the way for an 8-4 season and a trip to the GHSA playoffs



JALEN MOORE



#58 JACK HUNT

OL | 6-1 | 285 | FR
Brunswick, GA | Brunsick HS

Overview

Prepped at Brunswick High School in Brunswick, GA ... Two-time All-Region selection at center ... also selected twice to All-State team



2024 PLAYER PROFILES



#64 DAVID BODDEN

OL | 6-3 | 300 | SR
Hoover, AL | Hoover HS

2023

Played all 10 games at center, starting nine ... anchored an offensive line that paved the way for 188.4 rushing yards per game ... named First Team All-GSC, becoming a three-time all-conference selection ... named First Team All-Super Region 2 by the D2CCA

2022

Played in nine games as a sophomore, starting at center for the Wolves ... helped lead UWG to lead the country in total offense at 506.9 yards per game ... anchored an O-Line that ranked fourth in the country in sacks allowed ... Named Second Team All-Gulf South Conference ... was a College Sports Communicators (formerly CoSIDA) Academic All-District Selection ... Named Second Team All-Region by the D2CCA ... Named Academic All-Gulf South Conference

2021

Played and started all 12 games for the Wolves as a freshman in 2021 ... Played center and anchored a UWG offensive line that allowed just 1.5 sacks per game ... Named Second Team All-Gulf South Conference

2020

No Season (COVID-19)

Overview

Prepped at Hoover High School in Hoover, AL under head coach Josh Niblett ... graded out at 83 percent for the 2019 season with 63 pancake blocks ... Named 2019 Alabama Sports Writers Association 7A All-State Team ... 2019 First Team All-South Metro ... 2019 First Team All-Birmingham



DAVID BODDEN



#66 CHANCE GAGNON

K | 6-2 | 196 | JR
Palm Beach Gardens, FL | Dwyer HS | Keiser

2022 (Keiser)

Earned second all-conference honor of his career as a second-team selection at place kicker ... Appeared in all 14 games for the Seahawks ... Named the Sun Conference Special Teams Player of the Week (8/29) ... Led the team and the Sun Conference in points with (110) ... Ranked tied for No. 4 in total scoring in the NAIA ... Converted 21-of-26 field goals, including a school-record 48-yarder at SEU (10/22) ... His 21 field goals were the most in the NAIA and set the single-season school record ... Named a 2022 NAIA Scholar-Athlete ... Named a CSC Academic All-American ... Garnered Sun Conference All-Academic recognition

2021 (Keiser)

Earned MSC Sun Division Second Team honors as a freshman ... Connected on 39-of-40 extra point attempts during the regular season ... Made six of his 10 field goal attempts with a long of 40 yards ... Averaged 39.4 yards per punt with a long of 70 yards ... Totaled 14 punts inside the 20-yard line ... Registered five punts of 50 or more yards ... Logged 57.8 yards per kick and 15 touchbacks

Overview

Prepped at Dwyer High School



#67 TREY ERTZBERGER

OL | 6-0 | 286 | FR
Ranburne, AL | Ranburne HS

Overview

Prepped just across the Alabama state line at nearby Ranburne High School ... is a two-time First Team All-Region selection for the Bulldogs



#68 JAYDEN BENJAMIN

OL | 6-3 | 344 | FR
Dillon, SC | Dillon HS

Overview

Prepped at Dillon High School in South Carolina ... led team to a 10-2 record in 2023, winning a Region Championship ... Selected All-State as a senior



2024 PLAYER PROFILES



#70 SAM REGINA

OL | 6-4 | 290 | JR
Helena, AL | Helena HS

2023

Played in 10 games on the O-Line for the Wolves.

2022

Missed the season with a back injury

2021

Played in eight games as a freshman for the Wolves

2020

No Season (COVID-19)

Overview

Offensive lineman joining the Wolves in 2020 as a true freshman ... prepped at Helena High School in Helena, AL under head coach Richie Busby ... paved the way for a 9-2 record and a spot in the Alabama State Playoffs as a senior in 2019 ... graded out at 89 percent as a senior with 34 pancake blocks, earning All-County honors



#71 BRYSON WILSON

OL | 6-7 | 354 | SO
Adel, GA | Cook County HS

2023

Played in four games as a true freshman

Overview

Prepped at Cook County HS under head coach Byron Slack... Anchored an offensive line for a team that went 8-4 on the season... also played on the defensive line where he made 20 tackles with eight being solo... Named First Team All-Region 1 Class AA



#72 TROY BEVERLY

OL | 6-3 | 197 | SO
Marietta, GA | Sprayberry HS

2023

Redshirt Season

Overview

Anchored an offensive line for Sprayberry High School ... played under head coach Brett Vavra ... selected All-Region 7-A-A-A-A-A as a senior and junior




#73 MALACHI MITCHELL

OL | 6-4 | 296 | FR
Newnan, GA | Northgate HS

Overview

Played offensive line at Northgate High just down the road in Newnan ... was part of a 7-4 team as a senior at NHS ... was a First Team All-Region 3-A-A-A-A-A selection as a senior ... Invited to participate in the Georgia Elite Classic ... Named to the All-South Side Team by the Atlanta Journal-Constitution



#74 GRIFFIN BARNARD

OL | 6-2 | 294 | FR
Milledgeville, GA | John Milledge Academy

Overview

Prepped at John Milledge Academy in Milledgeville ... was a GIAA All-Star as a senior ... was a GIAA District 6 All-Region Selection as a senior



#77 BREVYN JONES

OL | 6-6 | 312 | JR
Birmingham, AL | Huffman HS | Jacksonville State

2023

Played in nine games in his first season in Carrollton

2021 (Jacksonville State)

Saw action in a pair of games during his first season with the Red and White, including the season-opener at UAB.

2020 (Illinois)

Spent the season as a redshirt freshman at the University of Illinois, where he played in two games for the Illini

2019 (Mississippi State)

Redshirt Season

Overview

Played for head coach Alex Wilson at Huffman High School in Birmingham...rated a three-star prospect by 247Sports, Rivals and ESPN, was a second-team all-state selection by the Alabama Sports Writers Association in 2018...ESPN rated him the #33 recruit in the state of Alabama in 2019, when he was also rated the #56 offensive tackle in the nation.



#78 LENNON LIBURD

OL | 6-5 | 309 | FR
Peachtree City, GA | McIntosh HS

Overview

Prepped at McIntosh High School ... Was a Region 3-A-A-A-A-A All-Region selection as a junior and a senior ... Named All-County twice in his career as well



#79 JACOB KING

OL | 6-4 | 297 | RFR
Winder, GA | Winder-Barrow HS

2023

Redshirt Season

Overview

Prepped at Winder-Barrow High School under head coach Ed Dudley ... played both ways for the Bulldogs, racking up 35 total tackles and 2.0 TFL as a senior in 2022 ... was a First Team All-Region 8-A-A-A-A-A selection



2024 PLAYER PROFILES



#80 MYKEL TUBBS

WR | 6-3 | 190 | SR
Conyers, GA | Holy Innocents HS | Miami (FL)

2023

Played in six games... Caught nine passes for 118 yards along with two touchdowns on the year... Caught his first career touchdown pass against Chowan on October 14 before catching his second against North Greenville the following week... Recorded four catches and 43 yards against Shorter on October 26.

2022

Missed significant time with an injury ... Played in one game for the Wolves ... Caught one pass for a five-yard gain against Shorter on October 29

2021 (Miami)

Saw action in 10 games for the Hurricanes, playing primarily special teams

2020 (Miami)

Did not see any game action, served as a member of the practice squad

2019 (Miami)

Redshirt Season

Overview

Prepped at Holy Innocents Episcopal School ... was a two-star receiver out of high school according to rivals.com ... holds multiple receiving records at HIES ... originally committed to Air Force before attending Miami



#81 JAMARCUS PRINCE

WR | 6-3 | 200 | FR
Tuscaloosa, AL | Hillcrest HS

Overview

Prepped at Hillcrest High in Tuscaloosa, Alabama ... was a Second Team All-State selection ... Selected to Alabama/Mississippi All-Star Game ... All-Region Selection ... caught 27 passes for 625 yards and six touchdowns ... finished his career with 53 receptions and 1,127 yards and 12 touchdowns



#82 DK DANIEL

WR | 5-10 | 177 | FR
Rome, GA | Rome HS

Overview

Prepped up Highway 27 at Rome High School ... caught 49 passes for 874 yards and found the endzone 12 times as a senior ... was a Class AAAAAA All-State selection ... also selected to Georgia High School Football Daily scoutSMART All-Academic Team ... All-Region 6-AAAAAA selection



#83 OWEN DUPREE

WR | 6-5 | 195 | SO
Dallas, GA | North Paulding HS | Mercer

2023 (Mercer)

Played in 10 games as a true freshman ... caught two passes for 19 yards, hauling in receptions against Wofford and Western Carolina

Overview

Prepped at North Paulding where he was a First Team All-Region 3-AAAAAA selection in 2022



#84 REILLY MASON

P | 6-3 | 183 | JR
Sylvester, GA | Worth County HS

2023

Handled all of UWG's punting again as a sophomore, playing in all 10 games ... punted 39 times, averaging 42.77 yards per punt ... ranked third in the GSC in punting ... had nine 50-plus yard punts and downed 12 inside the 20-yard line ... season-best punt was a 62-yarder against Valdosta State ... also boomed a 60-yarder against West Alabama ... was the GSC Special Teams Player of the Week after averaging 40.8 yards over eight punts with three inside the 20 against UWA

2022

Played in all 10 games as a freshman, handling the Wolves' punting duties ... punted 36 times for a total of 1,470 yards and a 40.83 per punt average ... ranked third in the Gulf South Conference in punting ... had a long of 56 ... had eight total punts of 50-plus yards and downed 12 punts inside the 20 ... was named the GSC Freshman of the Week following the Morehouse game in week two

Overview

Punted for Worth County High School and head coach Phillip Ironside ... Named First team Punter in Region 1-AA as a senior ... averaged 42+ yards with 4.44 seconds of hangtime at Kohl's Kicking Camp ... Second Team All-Region Kicker as a junior



REILLY MASON



2024 PLAYER PROFILES



#85 JAYLEN SCOTT

TE | 6-4 | 235 | SO

Cartersville, GA | Cartersville HS | Birmingham-Southern

2023 (Birmingham-Southern)

Did not see game action

Overview

Prepped at Georgia power Cartersville High School ... also played basketball and track and field at CHS



#86 JORDAN DEES

WR | 6-4 | 200 | FR

Saraland, AL | Saraland HS

Overview

Big wideout from Saraland High School ... helped Saraland to a 14-1 record, falling in the State Championship game ... caught 34 passes for 503 yards and eight touchdowns as a senior



#88 DEVION NEWSON

WR | 6-2 | 218 | JR

Decatur, GA | Stockbridge HS | Clark Atlanta

2023 (Clark Atlanta)

Played in nine games for Clark Atlanta ... caught 37 passes for 625 yards and three touchdowns ... longest catch of the season was a 43 yarder against Allen on October 7 ... had three 100-yard games including a season-high 124 on five catches against Allen ... also had 100-yard games against Fort Valley State and Central State

2022 (Clark Atlanta)

Played in three games ... did not record a reception

Overview

Prepped at Stockbridge High School ... was a First Team All-Region selection as a senior



#90 DEANDRE JONES

DL | 6-5 | 277 | RFR

Douglasville, GA | New Manchester HS | Chattanooga

2023 (Chattanooga)

Did not see game action

2022 (Chattanooga)

Redshirted...impressed throughout the year on scout team ... A.D. Honor Roll student

Overview

Played for Cedric Jackson at New Manchester ... 3-star prospect per 247 sports & 2-star by rivals.com ... 2-time First Team All-region Performer for the Jaguars ... 26 tackles with 11.0 for loss including 5.0 sacks as a senior ... 52 tackles with 17 TFLs (6.0 sacks) over last two campaigns



#94 TYLER DAVALOS

K | 6-3 | 196 | SO

Acworth, GA | Allatoona HS

2023

Handled kickoff duties for the majority of his freshman season, averaging 55.7 yards per kick over 49 kickoffs with six touchbacks ... attempted two field goals, making one from 29 yards out

Overview

Prepped at Allatoona HS under head coach Gary Varner ... attempted 42 kickoffs in 2022 with 39 being touchbacks ... also attempted 41 punts averaging 38 yards per punt with a long of 56 ... also played on the boy's soccer team in high school



#95 WARREN-STEVENS TAYOU

DL | 6-2 | 255 | JR

Inglewood, CA | Lawndale HS | Northern Arizona

2023 (Northern Arizona)

Played in five games.

2022 (Northern Arizona)

Played in five games and made one tackle at UC Davis... Made his collegiate debut against Cal Poly on Oct. 8.

Overview

Played for Lawndale during the 2021 spring season in California... Played for John Glenn High School in Norwalk, Calif. in 2019... Finished with nine tackles, 5.0 TFL, 2.0 sacks and six quarterback hurries... Won the 605 League title, going 6-5 in 2019.



#96 ROBERT JOHNSON

DL | 6-2 | 255 | JR

Carrollton, GA | Carrollton HS | Mercer

2022 (Mercer)

Made 16 total tackles for the Bears

2020 (Jacksonville State)

Played in 11 games as a true freshman at JSU ... made five tackles and recovered one fumble ... credited with one QBH

Overview

Prepped for head coach Sean Calhoun at Carrollton High School in Carrollton, Ga... honorable mention all-state and a first-team all-region and first-team all-area performer for the Trojans as a senior ... named to the All-Gradick Defense ... had a monster senior season, racking up 70 tackles, 44 solo, including 21.0 tackles for a loss and 15.0 sacks...also recorded 15 quarterback hurries and blocked a punt in leading the Trojans to the region title ... in his career, totaled 126 tackles, 21.5 sacks ... other offers included Southeast Missouri, The Citadel, Mercer, Howard ... also a standout wrestler and thrower on the CHS track and field team.



2024 PLAYER PROFILES



#98 KOURTNEY KELLY

DL | 6-3 | 263 | FR
Columbus, GA | Carver Columbus HS

Overview

Played defensive end and linebacker at Columbus power, Carver High School ... made 70 total tackles including 29 for loss as a senior ... made 17 sacks in his senior season, and picked off one pass ... helped his team to a 10-4 record in 2023, reaching the GHSA Class AAA Semifinals ... Was a Class AAA All-State selection by Recruit Georgia



#99 ANDREW DIXON

DL | 6-3 | 272 | FR
Columbus, GA | Carver Columbus HS

Overview

Region 1-AA Defensive Player of the Year as a senior at Worth County High School in 2023 ... made 52 total tackles as a senior including 9.5 tackles for loss ... made four sacks as a senior ... Named Honorable Mention All-State by the Atlanta Journal Constitution in 2023 ... as a junior, he had 51 tackles, 13.5 tackles for loss, and 3.5 sacks



#45 MARCUS GRANT

DB | 6-1 | 184 | FR
Apopka, FL | Apopka HS

Overview

Prepped at Apopka High School in Florida ... recorded 45 tackles including a pair of TFL ... broke up two passes and forced two fumbles ... added a defensive touchdown



DARIEN HARDEN

CB | 6-1 | 200 | FR
Atlanta, GA | Frederick Douglass HS

Overview

Prepped at Frederick Douglass High ... Named the Region 5-AAA Athlete of the Year as a Senior



MYTI JOHNSON

CB | 5-10 | 168 | FR
Dallas, GA | North Paulding HS

Overview

Prepped at North Paulding High School ... played in 11 games as a senior and made 37 tackles with three interceptions

MICHAEL MERRIWEATHER

DB | 5-11 | 196 | SO
Columbus, GA | Carver Columbus HS

2023

Played in all 10 games... Recorded 21 tackles... Made his first career interception against Limestone in his first career collegiate game on August 31... Recovered his first career fumble against Mississippi College on September 16

2022

Redshirt season

Overview

Prepped at Carver Columbus High School for head coach Corey Joyner ... made 103 tackles including 72 solo stops as a senior ... defended 13 passes ... led team to a 13-2 record and a state runner-up finish in GHSA Class AAAA ... Named First Team All-Region 1-AAAA ... made 60 tackles as a junior



RONALD OLIBRISSE

S | 6-0 | 150 | FR
Lake Worth, FL | Santaluces HS

Overview

Prepped at Santaluces HS in Florida ... made 84 tackles including 58 solo stops as a senior ... picked off five passes in his senior season ... forced and recovered two fumbles



HANK STEVENS

WR | 6-0 | 160 | SO
Port St. Joe, FL | Port St. Joe HS | Independence CC

Overview

Prepped at Mount Paran in Kennesaw ... also ran track and field for MPCSS and was an all-county hurdler



2023 GAME RECAPS

GAME 1: LIMESTONE

Limestone (0-1) 19
 West Georgia (1-0) 21

Thursday, August 31, 2023 | Carrollton, GA
 Ra-Lin Field at University Stadium | Time: 7:00 PM | Attendance: 1,830

LIMESTONE

RUSHING	ATT	GAIN	LOSS	NET	TD	LG	AVG
Tre Stewart	20	122	12	110	0	21	5.5
Dustin Noller	11	50	28	22	0	27	2.0
Brian Robinson	4	17	1	16	0	9	4.0
Kalen Clark	2	4	0	4	0	2	2.0
TOTALS	37	193	41	152	0	27	4.1

PASSING	C	A	I	YDS	TD	LONG	SACK
Dustin Noller	22	29	0	261	2	42	3
Cal Endicott	4	7	1	75	1	47	0
TOTALS	26	36	1	336	3	47	3

RECEIVING	TAR	No.	Yards	YAC	TD	Long
Tre Stewart	7	6	94	96	0	47
Jelani Baker	6	5	49	17	2	16
Mikey Jones	5	4	74	9	1	37
Drew Dixon	5	4	49	16	0	15
Herman McCray	5	3	46	40	0	42
Doug Washington	3	3	16	5	0	6
Zandae Butler	1	1	8	8	0	8
TOTALS		26	336	191	3	47

PUNTING	No.	Yds	Avg	Long	In20	TB
Bryan Frey	2	75	37.5	41	2	0

FIELD GOALS	MADE	ATT	LONG	KICKS
Daniel Deneen Jr.	0	1	-	20x

WEST GEORGIA

RUSHING	ATT	GAIN	LOSS	NET	TD	LG	AVG
Wesley Kennedy	10	169	0	169	1	82	16.9
Rajaez Mosley	14	77	3	74	2	27	5.3
TEAM	1	0	0	0	0	0	0.0
Cameran Brown	2	0	6	-6	0	0	-3.0
Ben Whitlock	1	0	9	-9	0	0	-9.0
TOTALS	28	246	18	228	3	82	8.1

PASSING	C	A	I	YDS	TD	LONG	SACK
Ben Whitlock	12	24	1	163	0	34	1
Cameran Brown	0	0	0	0	0	0	1
TOTALS	12	24	1	163	0	34	2

RECEIVING	TAR	No.	Yards	YAC	TD	Long
Terrill Cole	5	3	62	24	0	34
LaPerion Perry	5	3	54	24	0	23
Wesley Kennedy	3	2	22	30	0	15
Jaeven West	2	1	24	12	0	24
Marquise Bridges	1	1	3	0	0	3
Tre Williams	2	1	2	0	0	2
Kenyon TA Skinner	1	1	-4	-2	0	0
TOTALS	24	12	163	88	0	34

PUNTING	No.	Yds.	Avg	Long	In 20	TB
Reilly Mason	5	213	42.6	53	1	0

FIELD GOALS	MADE	ATT	LONG	KICKS
n/a				



Defensive back **MICHAEL MERRIWEATHER** recorded his first career interception in a season-opening win over Limestone and was later named the Gulf South Conference Freshman of the Week.

SCORING SUMMARY

	1	2	3	4	FINAL
Limestone	0	6	0	13	19
West Georgia	7	0	0	14	21

QTR. TEAM SCORING PLAY

- 1st UWG R.Mosley 6 yd rush (Pellegrino kick), 10-96, 05:01
- 2nd LSU M.Jones 22 yd pass from D.Noller (Hames kick missed), 6-35, 02:31
- 4th UWG R.Mosley 3 yd rush (Pellegrino kick), 11-99, 05:09
- 4th LSU J.Baker 16 yd pass from D.Noller (Stewart rush failed), 15-92, 06:42
- 4th UWG W.Kennedy 82 yd rush (B.Pellegrino kick), 1-77, 00:32
- 4th LSU J.Baker 14 yd pass from C.Endicott (D.Deneen Jr. kick), 6-75, 02:00

TEAM STATISTICS

	Limestone	West Georgia
First Downs	17	26
Rushes-Yards (NET)	37-152	28-228
Passing Yards (NET)	336	163
Passes Att-Comp-Int	26-36-1	12-24-1
Total Offense (Plays-Yards)	73-488	52-391
Fumble Returns-Yards	0-0	0-0
Punt Returns-Yards	3-20	0-0
Kickoff Return-Yards	4-90	2-30
Interception Returns-Yards	1-20	1-0
Punts (Number-Avg)	2-37.5	5-42.6
Fumbles-Lost	2-1	0-0
Penalties-Yards	7-52	5-22
Possession Time	33:04	30:00
Third-Down Conversions	7-14	4-9
Fourth-Down Conversions	3-4	0-0
Red Zone Scores-Chances	2-4	2-3
Sacks By-Yards	2-14	3-19



2023 GAME RECAPS

GAME 2: TEXAS A&M KINGSVILLE

West Georgia (1-1) 17
Texas A&M-Kingsville (2-0) 20

Saturday, September 9, 2023 | Kingsville, TX
Javelina Stadium | Time: 7:00 PM CT | Attendance: 10,500

WEST GEORGIA

RUSHING	ATT	GAIN	LOSS	NET	TD	LG	AVG
Cameran Brown	8	79	0	79	0	36	9.9
T.J. Lockley	1	18	0	18	0	18	18.0
Rajaez Mosley	9	17	1	16	0	4	1.8
Ashaud Roberson	1	5	0	5	0	5	5.0
Ben Whitlock	2	5	3	2	0	5	1.0
Christian Royalston	5	5	9	-4	0	4	-0.8
TOTALS	26	129	13	116	0	36	4.5

PASSING	C	A	I	YDS	TD	LONG	SACK
Ben Whitlock	13	25	3	142	0	23	1
Cameran Brown	6	14	1	73	2	26	0
TOTALS	19	39	4	215	2	26	1

RECEIVING	TAR	No.	Yards	YAC	TD	Long
LaPerion Perry	9	6	75	36	0	17
Zay Britt	7	5	39	6	1	26
T.J. Lockley	2	1	23	23	0	23
Zach Obi	2	1	20	0	0	20
Christian Royalston	1	1	20	13	0	20
Steven Peterson	2	1	18	0	1	18
Terrill Cole	5	1	7	5	0	7
Rajaez Mosley	1	1	5	5	0	5
Kenyon TA Skinner	2	1	5	0	0	5
Cameron Saunders	1	1	3	0	0	3
TOTALS		19	215	88	2	26

PUNTING	No.	Yds	Avg	Long	In20	TB
Reilly Mason	2	80	40.0	51	0	0

FIELD GOALS	MADE	ATT	LONG	KICKS
Brock Pellegrino	1	2	38	38, 46x

TEXAS A&M KINGSVILLE

RUSHING	ATT	GAIN	LOSS	NET	TD	LG	AVG
Christian Anderson	14	55	10	45	0	32	3.2
Kannon Williams	6	42	0	42	0	14	7.0
CJ Odum	15	31	6	25	0	12	1.7
Craig Clemons	1	5	0	5	0	5	5.0
TEAM	2	0	4	-4	0	0	-2.0
TOTALS	38	133	20	113	0	32	3.0

PASSING	C	A	I	YDS	TD	LONG	SACK
Kannon Williams	14	21	1	99	1	32	0
TOTALS	14	21	1	99	1	32	0

RECEIVING	TAR	No.	Yards	YAC	TD	Long
Jason Gaines	7	6	59	14	0	32
Craig Clemons	4	2	15	15	0	13
Jackson Allen	3	2	10	0	1	5
Nate Dantley	2	2	9	6	0	7
Jaylin Smith	3	1	4	0	0	4
Christian Anderson	1	1	2	3	0	2
TOTALS	21	14	99	38	1	32

PUNTING	No.	Yds.	Avg	Long	In 20	TB
Luke Shaffer	5	226	45.2	62	0	3

FIELD GOALS	MADE	ATT	LONG	KICKS
Gilbert Garza	2	4	36	20, 36, 38x, 35x



The UWG defense held Texas A&M-Kingsville to under 100 yards rushing in the south Texas heat, but six turnovers and a turnover on downs by the Wolves' offense was too much to overcome on the road.

SCORING SUMMARY

	1	2	3	4	FINAL
West Georgia	3	0	7	7	17
Tex. A&M-Kingsville	0	13	0	7	20

QTR. TEAM SCORING PLAY

- 1st UWG B.Pellegrino 38 yd FG, 11-54, 05:11
- 2nd TAMUK G.Garza 20 yd FG, 4-6, 01:29
- 2nd TAMUK G.Garza 36 yd FG, 4-7, 01:27 3-6
- 2nd TAMUK K.Walker 35 yd interception return (G.Garza kick), 00:11
- 3rd UWG Z.Britt 26 yd pass from C.Brown (B.Pellegrino kick), 9-80, 04:25
- 4th TAMUK J.Allen 5 yd pass from K.Williams (G.Garza kick), 7-52, 02:16
- 4th UWG S.Peterson 18 yd pass from C.Brown (B.Pellegrino kick), 5-64, 00:49

TEAM STATISTICS

	West Georgia	Tex. A&M-Kingsville
First Downs	18	11
Rushes-Yards (NET)	26-116	38-113
Passing Yards (NET)	215	99
Passes Att-Comp-Int	19-39-4	14-21-1
Total Offense (Plays-Yards)	65-331	59-212
Fumble Returns-Yards	0-0	1-16
Punt Returns-Yards	0-0	1-0
Kickoff Return-Yards	3-52	3-25
Interception Returns-Yards	1-20	1-0
Punts (Number-Avg)	2-40.0	5-45.2
Fumbles-Lost	2-2	0-0
Penalties-Yards	11-80	5-60
Possession Time	29:35	30:25
Third-Down Conversions	5-11	4-14
Fourth-Down Conversions	0-1	0-1
Red Zone Scores-Chances	2-3	3-5
Sacks By-Yards	0-0	1-3



2023 GAME RECAPS

GAME 3: MISSISSIPPI COLLEGE

West Georgia (2-1).....	38
Mississippi College (1-2).....	35

Saturday, September 16, 2023 | Clinton, MS
 Robinson-Hale Stadium | Time: 7:00 PM CT | Attendance: 3,734

WEST GEORGIA

RUSHING	ATT	GAIN	LOSS	NET	TD	LG	AVG
Rajaez Mosley	19	175	0	175	0	25	9.2
Cameran Brown	11	103	3	100	3	38	9.1
Christian Royalston	1	3	0	3	0	3	3.0
TEAM	1	0	2	-2	0	0	-2.0
T.J. Lockley	1	0	5	-5	0	0	-5.0
TOTALS	33	281	10	271	3	38	8.2

PASSING	C	A	I	YDS	TD	LONG	SACK
Cameran Brown	9	14	1	111	0	41	0
Ben Whitlock	3	8	0	74	2	57	0
TOTALS	12	22	1	185	2	57	0

RECEIVING	TAR	No.	Yards	YAC	TD	Long
Terrill Cole	6	5	124	37	2	57
Zay Britt	3	2	21	14	0	11
LaPerion Perry	2	2	12	6	0	9
Steven Peterson	3	1	18	1	0	18
T.J. Lockley	1	1	12	9	0	12
Kenyon Ta Skinner	1	1	-2	0	0	0
TOTALS		12	185	67	2	57

PUNTING	No.	Yds	Avg	Long	In20	TB
Reilly Mason	3	110	36.7	39	1	0

FIELD GOALS	MADE	ATT	LONG	KICKS
Brock Pellegrino	1	1	44	44

MISSISSIPPI COLLEGE

RUSHING	ATT	GAIN	LOSS	NET	TD	LG	AVG
Ron Craten	24	106	4	102	2	17	4.2
John Henry White	21	95	5	90	2	18	4.3
Marcus Williams	6	56	2	54	0	32	9.0
RJ Wilson	4	34	0	34	1	15	8.5
Nick Milsap	1	9	0	9	0	9	9.0
Cameron Davis	1	2	0	2	0	2	2.0
TOTALS	57	302	11	291	5	32	5.1

PASSING	C	A	I	YDS	TD	LONG	SACK
Cameron Davis	4	9	0	31	0	11	0
John Henry White	0	2	0	0	0	0	0
TOTALS	4	11	0	31	0	11	0

RECEIVING	TAR	No.	Yards	YAC	TD	Long
Veontai Williams	2	1	11	10	0	11
Orien Thompson	3	1	11	4	0	11
Marcus Williams	2	1	6	9	0	6
Javier Batiste	2	1	3	0	0	3
Qavonte Swanigan	1	0	0	0	0	0
Me'Kyle Franklin	1	0	0	0	0	0
TOTALS		4	31	23	0	11

PUNTING	No.	Yds.	Avg	Long	In 20	TB
Michael Shine	3	140	46.7	50	1	1

FIELD GOALS	MADE	ATT	LONG	KICKS
Ben Pledger	0	1	-	49x



Quarterback **CAMERON BROWN** became the first player to throw and run for over 100 yards in a single game since 2015 against Mississippi College with 100 yards rushing with three touchdowns and 111 yards.

SCORING SUMMARY

	1	2	3	4	FINAL
West Georgia	14	3	7	14	38
Mississippi College	7	14	7	7	35

QTR. TEAM SCORING PLAY

1st	MSC	R.Wilson 6 yd rush (B.Pledger kick), 10-60, 05:13
1st	UWG	C.Brown 38 yd rush (B.Pellegrino kick), 7-81, 03:08
1st	UWG	C.Brown 6 yd rush (B.Pellegrino kick), 5-28, 02:11
2nd	MSC	J.White 1 yd rush (B.Pledger kick), 11-59, 06:38
2nd	MSC	R.Craten 1 yd rush (B.Pledger kick), 3-22, 00:59
2nd	UWG	B.Pellegrino 44 yd FG, 3-53, 00:16
3rd	UWG	C.Brown 14 yd rush (B.Pellegrino kick), 9-86, 04:53
3rd	MSC	J.White 10 yd rush (B.Pledger kick), 6-53, 03:10
4th	MSC	R.Craten 12 yd rush (B.Pledger kick), 11-63, 06:39
4th	UWG	T.Cole 57 yd pass from B.Whitlock (B.Pellegrino kick), 6-68, 01:25
4th	UWG	T.Cole 11 yd pass from B.Whitlock (B.Pellegrino kick), 7-59, 03:30

TEAM STATISTICS

	West Georgia	Mississippi College
First Downs	22	21
Rushes-Yards (NET)	33-271	57-291
Passing Yards (NET)	185	31
Passes Att-Comp-Int	12-22-1	4-11-0
Total Offense (Plays-Yards)	55-456	68-322
Fumble Returns-Yards	1-3	0-0
Punt Returns-Yards	2-15	1-2
Kickoff Return-Yards	6-121	4-111
Interception Returns-Yards	0-0	1-41
Punts (Number-Avg)	3-36.7	3-46.7
Fumbles-Lost	0-0	2-1
Penalties-Yards	8-76	3-24
Possession Time	25:10	34:50
Third-Down Conversions	3-8	6-13
Fourth-Down Conversions	2-2	2-2
Red Zone Scores-Chances	3-3	5-5
Sacks By-Yards	0-0	0-0



2023 GAME RECAPS

GAME 4: WEST FLORIDA

West Georgia (2-2) 21
West Florida (3-1) 49

Saturday, September 23, 2023 | Pensacola, FL
Pen Air Field | Time: 6:00 PM CT | Attendance: 5,046

WEST GEORGIA

RUSHING	ATT	GAIN	LOSS	NET	TD	LG	AVG
Rajaez Mosley	4	51	0	51	0	21	12.8
Cameron Brown	8	32	12	20	0	11	2.5
Ashaud Roberson	2	17	0	17	0	10	8.5
JB Carlisle	2	8	0	8	1	5	4.0
Wesley Kennedy	4	11	4	7	0	4	1.8
Eli Gainey	1	4	0	4	0	4	4.0
Marquise Bridges	1	0	0	0	0	0	0.0
TOTALS	22	123	16	107	1	21	4.9

PASSING	C	A	I	YDS	TD	LONG	SACK
Cameron Brown	6	15	1	35	0	11	2
Eli Gainey	5	14	1	44	0	15	1
Ben Whitlock	6	11	0	119	1	33	0
TOTALS	17	40	2	198	1	33	3

RECEIVING	TAR	No.	Yards	YAC	TD	Long
Zay Britt	10	4	62	5	0	33
Terrill Cole	10	4	60	8	0	26
Tre Williams	5	4	24	17	0	11
T.J. Lockley	3	2	33	17	1	33
LaPerion Perry	7	2	15	1	0	9
Wesley Kennedy	2	1	4	3	0	4
Totals		17	198	51	1	33

PUNTING	No.	Yds	Avg	Long	In20	TB
Reilly Mason	4	176	44.0	54	2	0

FIELD GOALS	MADE	ATT	LONG	KICKS
n/a				

WEST FLORIDA

RUSHING	ATT	GAIN	LOSS	NET	TD	LG	AVG
Jamontez Woods	11	57	5	52	0	13	4.7
Peewee Jarrett	8	35	0	35	0	9	4.4
Jalen Bussey	8	35	1	34	1	12	4.2
C.J. Wilson	6	19	0	19	2	11	3.2
KJ Franklin	1	10	0	10	0	10	10.0
Michael Rich, Jr.	4	23	15	8	0	21	2.0
TEAM	1	0	0	0	0	0	0.0
TOTALS	39	179	21	158	3	21	4.1

PASSING	C	A	I	YDS	TD	LONG	SACK
Peewee Jarrett	20	27	0	298	3	64	0
Michael Rich, Jr.	3	7	0	23	0	13	0
TOTALS	23	34	0	321	3	64	0

RECEIVING	TAR	No.	Yards	YAC	TD	Long
John Jiles	11	8	175	50	2	64
KJ Franklin	6	5	38	22	0	13
Jared Smith	2	2	58	6	0	52
Caden Leggett	2	2	19	1	1	10
Jakobe Quillen	3	2	9	6	0	5
Zac Offord	1	1	14	5	0	14
Jamontez Woods	1	1	5	12	0	5
Anthony Ballard	1	1	5	0	0	5
C.J. Wilson	1	1	-2	4	0	0
TOTALS	31	23	321	106	3	64

PUNTING	No.	Yds.	Avg	Long	In 20	TB
Logan Gregory	5	172	34.4	49	1	1

FIELD GOALS	MADE	ATT	LONG	KICKS
n/a				



Safety **JEREMY SMITH** recorded a defensive touchdown in the road loss at West Florida, returning a fumble 28 yards for a touchdown in the first quarter.

SCORING SUMMARY

	1	2	3	4	FINAL
West Georgia	7	0	0	14	21
West Florida	14	21	14	0	49

QTR. TEAM SCORING PLAY

- 1st UWF C.Wilson 1 yd rush (G.Cerra kick), 9-86, 03:27
- 1st UWG J.Smith 28 yd fumble return (B.Pellegrino kick), 01:44
- 1st UWF C.Wilson 1 yd rush (G.Cerra kick), 2-65, 00:27
- 2nd UWF C.Leggett 9 yd pass from P.Jarrett (G.Cerra kick), 7-81, 03:28
- 2nd UWF R.Ortiz 27 yd interception return (G.Cerra kick), 01:21
- 2nd UWF J.Jiles 25 yd pass from P.Jarrett (G.Cerra kick), 5-36, 00:52
- 3rd UWF J.Bussey 3 yd rush (G.Cerra kick), 10-66, 03:46
- 3rd UWF J.Jiles 9 yd pass from P.Jarrett (G.Cerra kick), 3-27, 00:53
- 4th UWG J.Carlisle 5 yd rush (B.Pellegrino kick), 8-94, 03:05
- 4th UWG T.Lockley 33 yd pass from B.Whitlock (B.Pellegrino kick), 1-33, 00:08

TEAM STATISTICS

	West Georgia	West Florida
First Downs	16	28
Rushes-Yards (NET)	22-107	39-158
Passing Yards (NET)	198	321
Passes Att-Comp-Int	17-40-2	23-34-0
Total Offense (Plays-Yards)	62-305	73-479
Fumble Returns-Yards	2-103	0-0
Punt Returns-Yards	1-8	3-2
Kickoff Return-Yards	8-195	1-17
Interception Returns-Yards	0-0	2-27
Punts (Number-Avg)	5-37.8	5-34.4
Fumbles-Lost	3-2	3-2
Penalties-Yards	11-122	11-80
Possession Time	27:22	32:28
Third-Down Conversions	4-13	5-10
Fourth-Down Conversions	0-2	0-0
Red Zone Scores-Chances	1-3	5-6
Sacks By-Yards	0-0	3-13



2023 GAME RECAPS

GAME 5: WEST ALABAMA

West Alabama (2-4).....	6
West Georgia (3-2).....	24

Saturday, October 7, 2023 | Carrollton, GA
Ra-Lin Field at University Stadium | Time: 6:00 PM | Attendance: 1,813

WEST ALABAMA

RUSHING	ATT	GAIN	LOSS	NET	TD	LG	AVG
Brayden Jenkins	13	52	0	52	0	13	4.0
Bry Webb	11	23	7	16	0	9	1.5
Darius Nalls	1	2	0	2	0	2	2.0
Hunter Kilpatrick	2	3	2	1	0	3	0.5
Tucker Melton	1	0	1	-1	0	0	-1.0
Spencer Arceneaux	6	23	37	-14	0	11	-2.3
TOTALS	34	103	47	56	0	13	1.6

PASSING	C	A	I	YDS	TD	LONG	SACK
Tucker Melton	10	24	1	48	0	12	1
Spencer Arceneaux	4	8	0	59	0	38	2
Jackson Abbott	2	4	0	18	0	12	0
TOTALS	16	36	1	125	0	38	3

RECEIVING	TAR	No.	Yards	YAC	TD	Long
Darius Nalls	11	7	78	13	0	38
Tyler Walker	11	3	19	7	0	12
Brayden Jenkins	2	2	2	9	0	3
Kristopher Binion	6	1	8	0	0	8
Bry Webb	1	1	7	13	0	7
John Hilbert	4	1	6	6	0	6
Hunter Kilpatrick	1	1	5	4	0	5
TOTALS	36	16	125	52	0	38

PUNTING	No.	Yds	Avg	Long	In20	TB
Trey Sullivan	7	262	37.4	52	2	0

FIELD GOALS	MADE	ATT	LONG	KICKS
Elijah Guyton	2	2	45	38, 45

WEST GEORGIA

RUSHING	ATT	GAIN	LOSS	NET	TD	LG	AVG
Rajaez Mosley	8	39	0	39	0	11	4.9
Wesley Kennedy	16	41	5	36	0	10	2.2
Cameron Brown	7	20	12	8	1	6	1.1
Team	1	0	2	-2	0	0	-2.0
TOTALS	32	100	19	81	1	11	2.5

PASSING	C	A	I	YDS	TD	LONG	SACK
Cameron Brown	14	27	1	113	1	38	1
TOTALS	14	27	1	113	1	38	1

RECEIVING	TAR	No.	Yards	YAC	TD	Long
LaPerion Perry	5	4	20	5	0	6
Wesley Kennedy	3	2	40	31	1	38
Terrill Cole	5	2	20	2	0	18
Rajaez Mosley	2	2	10	11	0	7
Tre Williams	2	2	0	-1	0	1
T.J. Lockley	3	1	12	2	0	12
Mykel Tubbs	2	1	11	3	0	11
TOTALS	26	14	113	53	1	38

PUNTING	No.	Yds.	Avg	Long	In 20	TB
Reilly Mason	8	326	40.8	60	3	0

FIELD GOALS	MADE	ATT	LONG	KICKS
Brock Pellegrino	1	1	20	20



Cornerback **JORDAN CLARK** had an interception in the win over West Alabama, giving the Wolves four takeaways in a game in which the Wolves did not give up a touchdown and only allowed six points.

SCORING SUMMARY

	1	2	3	4	FINAL
West Alabama	0	6	0	0	6
West Georgia	7	3	7	7	24

QTR. TEAM SCORING PLAY

1st	UWG	W.Kennedy 38 yd pass from C.Brown (B.Pellegrino kick), 7-75, 03:15
2nd	UWA	E.Guyton 38 yd FG, 4-2, 01:49
2nd	UWA	E.Guyton 45 yd FG, 4-3, 01:35
2nd	UWG	B.Pellegrino 20 yd FG, 6-16, 01:58
3rd	UWG	K.Williams 55 yd fumble return (B.Pellegrino kick), 05:28
4th	UWG	C.Brown 2 yd rush (B.Pellegrino kick), 10-58, 05:40

TEAM STATISTICS

	West Alabama	West Georgia
First Downs	11	11
Rushes-Yards (NET)	34-56	32-81
Passing Yards (NET)	125	113
Passes Att-Comp-Int	13-36-1	14-27-1
Total Offense (Plays-Yards)	70-181	59-154
Fumble Returns-Yards	1-34	2-55
Punt Returns-Yards	3--2	1--1
Kickoff Return-Yards	5-110	2-71
Interception Returns-Yards	1-0	1-36
Punts (Number-Avg)	7-262	8-40.8
Fumbles-Lost	3-3	1-1
Penalties-Yards	3-30	6-45
Possession Time	31:43	28:17
Third-Down Conversions	3-18	3-14
Fourth-Down Conversions	1-3	0-1
Red Zone Scores-Chances	1-3	5-6
Sacks By-Yards	1-12	3-26



2023 GAME RECAPS

GAME 6: CHOWAN

Chowan (0-7)24
 West Georgia (4-2).....35

Saturday, October 14, 2023 | Carrollton, GA
 Ra-Lin Field at University Stadium | Time: 6:00 PM | Attendance: 1,278

CHOWAN

RUSHING	ATT	GAIN	LOSS	NET	TD	LG	AVG
Rashad McKee	22	61	36	25	2	23	1.1
Shavon Harkless	3	14	2	12	0	9	4.0
Romeo Felton	3	12	5	7	0	12	2.3
Kalani Washington	1	3	0	3	0	3	3.0
TOTALS	29	90	43	47	2	23	1.6

PASSING	C	A	I	YDS	TD	LONG	SACK
Rashad McKee	18	27	1	303	1	46	7
TOTALS	18	27	1	303	1	46	7

RECEIVING	TAR	No.	Yards	YAC	TD	Long
Noah Toster	10	7	118	40	0	27
Tyree Holloway	8	4	113	3	1	46
Demetrius Moore	4	3	54	27	0	26
Kalani Washington	3	3	14	4	0	12
Ireal Hills	2	1	4	7	0	4
TOTALS	27	18	303	81	1	46

PUNTING	No.	Yds	Avg	Long	In20	TB
Patrick Talbot	4	156	39.0	46	1	0

FIELD GOALS	MADE	ATT	LONG	KICKS
Jose Colunga	1	2	27	34x, 27

WEST GEORGIA

RUSHING	ATT	GAIN	LOSS	NET	TD	LG	AVG
Cameran Brown	10	124	22	102	1	88	10.2
Rajaez Mosley	13	87	1	86	1	21	6.6
Wesley Kennedy	11	49	4	45	1	12	4.1
T.J. Lockley	1	7	0	7	0	7	7.0
TEAM	2	0	2	-2	0	0	-1.0
TOTALS	37	267	29	238	3	88	6.4

PASSING	C	A	I	YDS	TD	LONG	SACK
Cameran Brown	13	22	0	123	2	19	2
Ben Whitlock	1	4	0	7	0	7	0
TOTALS	14	26	0	130	2	19	2

RECEIVING	TAR	No.	Yards	YAC	TD	Long
Terrill Cole	7	3	36	8	0	16
Jaeven West	2	2	14	13	0	10
Zay Britt	3	2	10	1	0	7
Wesley Kennedy	3	2	6	13	0	6
E'Shawn Mayes	1	1	19	4	1	19
LaPerion Perry	2	1	18	0	0	18
Mykel Tubbs	2	1	12	0	1	12
Tre Williams	1	1	12	15	0	12
Rajaez Mosley	1	1	3	8	0	3
TOTALS	25	14	130	62	2	19

PUNTING	No.	Yds.	Avg	Long	In 20	TB
Reilly Mason	3	137	45.7	56	1	1

FIELD GOALS	MADE	ATT	LONG	KICKS
n/a				



Wide Receiver **MYKEL TUBBS** hauled in his first career touchdown reception in the win over Chowan, and then finished the season with nine receptions and two touchdowns.

SCORING SUMMARY

	1	2	3	4	FINAL
Chowan	7	7	3	7	24
West Georgia	7	14	0	14	35

QTR. TEAM SCORING PLAY

- 1st UWG W.Kennedy 1 yd rush (T.Davalos kick), 7-28, 02:50
- 1st CHO R.McKee 1 yd rush (J.Colunga kick), 9-51, 05:08
- 2nd UWG M.Tubbs 12 yd pass from C.Brown (T.Davalos kick), 6-33, 03:26
- 2nd CHO R.McKee 3 yd rush (J.Colunga kick), 6-83, 03:01
- 2nd UWG C.Brown 88 yd rush (T.Davalos kick), 1-88, 00:15
- 3rd CHO J.Colunga 27 yd FG, 5-13, 02:37
- 4th UWG R.Mosley 21 yd rush (T.Davalos kick), 8-66, 02:20
- 4th CHO T.Holloway 25 yd pass from R.McKee (J.Colunga kick), 4-75, 01:54
- 4th UWG E.Mayes 19 yd pass from C.Brown (T.Davalos kick), 5-58, 02:43

TEAM STATISTICS

	Chowan	West Georgia
First Downs	19	20
Rushes-Yards (NET)	29-47	37-238
Passing Yards (NET)	303	130
Passes Att-Comp-Int	18-27-1	14-26-0
Total Offense (Plays-Yards)	56-350	63-368
Fumble Returns-Yards	0-0	0-0
Punt Returns-Yards	1-28	2-38
Kickoff Return-Yards	2-18	4-100
Interception Returns-Yards	0-0	1-24
Punts (Number-Avg)	4-39.0	3-45.7
Fumbles-Lost	0-0	1-1
Penalties-Yards	6-55	11-83
Possession Time	30:01	29:59
Third-Down Conversions	4-12	2-8
Fourth-Down Conversions	1-2	2-3
Red Zone Scores-Chances	3-4	3-4
Sacks By-Yards	2-17	7-30



2023 GAME RECAPS

GAME 7: NORTH GREENVILLE

North Greenville (3-5)..... 14
West Georgia (5-2)..... 38

Saturday, October 21, 2023 | Carrollton, GA
Ra-Lin Field at University Stadium | Time: 6:00 PM | Attendance: 2,893

NORTH GREENVILLE

RUSHING	ATT	GAIN	LOSS	NET	TD	LG	AVG
Corey Watkins	16	101	4	97	2	24	6.1
Dylan Ramirez	12	66	14	52	0	11	4.3
Naahziekial Mays	6	34	0	34	0	17	5.7
Cale Swift	2	3	1	2	0	3	1.0
TEAM	1	0	14	-14	0	0	-14.0
TOTALS	37	204	33	171	2	24	4.6

PASSING	C	A	I	YDS	TD	LONG	SACK
Dylan Ramirez	19	34	1	193	0	21	3
TOTALS	19	34	1	193	0	21	3

RECEIVING	TAR	No.	Yards	YAC	TD	Long
Dre' Williams	11	6	74	57	0	21
Cameron Walker	7	5	41	15	0	12
Ahmari Coats	5	3	32	10	0	15
Cale Swift	2	2	18	14	0	11
Naahziekial Mays	1	1	13	12	0	13
AJ Tolbert	3	1	10	4	0	10
Aiden Brantley	2	1	5	1	0	5
TOTALS	32	19	193	113	0	21

PUNTING	No.	Yds	Avg	Long	In20	TB
Lance Calcutt	4	158	39.5	44	1	0

FIELD GOALS	MADE	ATT	LONG	KICKS
n/a				

WEST GEORGIA

RUSHING	ATT	GAIN	LOSS	NET	TD	LG	AVG
Cameran Brown	10	124	22	102	1	88	10.2
Rajaez Mosley	13	87	1	86	1	21	6.6
Wesley Kennedy	11	49	4	45	1	12	4.1
T.J. Lockley	1	7	0	7	0	7	7.0
TEAM	2	0	2	-2	0	0	-1.0
TOTALS	37	267	29	238	3	88	6.4

PASSING	C	A	I	YDS	TD	LONG	SACK
Cameran Brown	13	22	0	123	2	19	2
Ben Whitlock	1	4	0	7	0	7	0
TOTALS	14	26	0	130	2	19	2

RECEIVING	TAR	No.	Yards	YAC	TD	Long
Terrill Cole	7	3	36	8	0	16
Jaeven West	2	2	14	13	0	10
Zay Britt	3	2	10	1	0	7
Wesley Kennedy	3	2	6	13	0	6
E'Shawn Mayes	1	1	19	4	1	19
LaPerion Perry	2	1	18	0	0	18
Mykel Tubbs	2	1	12	0	1	12
Tre Williams	1	1	12	15	0	12
Rajaez Mosley	1	1	3	8	0	3
TOTALS	25	14	130	62	2	19

PUNTING	No.	Yds.	Avg	Long	In 20	TB
Reilly Mason	3	137	45.7	56	1	1

FIELD GOALS	MADE	ATT	LONG	KICKS
n/a				



Running back **WESLEY KENNEDY** was one of three UWG rushers to find the endzone in a 38-14 victory over North Greenville on Homecoming. The win made it six straight victories over NGU.

SCORING SUMMARY

	1	2	3	4	FINAL
Chowan	7	7	3	7	24
West Georgia	7	14	0	14	35

QTR. TEAM SCORING PLAY

1st	UWG	W.Kennedy 1 yd rush (T.Davalos kick), 7-28, 02:50
1st	CHO	R.McKee 1 yd rush (J.Colunga kick), 9-51, 05:08
2nd	UWG	M.Tubbs 12 yd pass from C.Brown (T.Davalos kick), 6-33, 03:26
2nd	CHO	R.McKee 3 yd rush (J.Colunga kick), 6-83, 03:01
2nd	UWG	C.Brown 88 yd rush (T.Davalos kick), 1-88, 00:15
3rd	CHO	J.Colunga 27 yd FG, 5-13, 02:37
4th	UWG	R.Mosley 21 yd rush (T.Davalos kick), 8-66, 02:20
4th	CHO	T.Holloway 25 yd pass from R.McKee (J.Colunga kick), 4-75, 01:54
4th	UWG	E.Mayes 19 yd pass from C.Brown (T.Davalos kick), 5-58, 02:43

TEAM STATISTICS

	Chowan	West Georgia
First Downs	19	20
Rushes-Yards (NET)	29-47	37-238
Passing Yards (NET)	303	130
Passes Att-Comp-Int	18-27-1	14-26-0
Total Offense (Plays-Yards)	56-350	63-368
Fumble Returns-Yards	0-0	0-0
Punt Returns-Yards	1-28	2-38
Kickoff Return-Yards	2-18	4-100
Interception Returns-Yards	0-0	1-24
Punts (Number-Avg)	4-39.0	3-45.7
Fumbles-Lost	0-0	1-1
Penalties-Yards	6-55	11-83
Possession Time	30:01	29:59
Third-Down Conversions	4-12	2-8
Fourth-Down Conversions	1-2	2-3
Red Zone Scores-Chances	3-4	3-4
Sacks By-Yards	2-17	7-30



2023 GAME RECAPS

GAME 8: SHORTER

West Georgia (6-2).....	41
Shorter (3-6)	35

Thursday, October 26, 2023 | Rome, GA
Barron Stadium | Time: 7:00 PM | Attendance: 1,126

WEST GEORGIA

RUSHING	ATT	GAIN	LOSS	NET	TD	LG	AVG
Rajaez Mosley	16	194	3	191	2	65	11.9
Cameran Brown	8	69	3	66	0	22	8.3
Wesley Kennedy	10	68	9	59	1	20	5.9
Ashaud Roberson	1	1	0	1	0	1	1.0
TOTALS	35	332	15	317	3	65	9.1

PASSING	C	A	I	YDS	TD	LONG	SACK
Cameran Brown	17	26	206	3	2	58	1
TOTALS	17	26	206	3	2	58	1

RECEIVING	TAR	No.	Yards	YAC	TD	Long
T.J. Lockley	-	1	58	-	1	58
Terrill Cole	-	6	50	-	0	21
Mykel Tubbs	-	4	43	-	0	14
Zay Britt	-	2	23	-	1	17
Jaeven West	-	2	17	-	0	12
Tre Williams	-	2	15	-	1	20
TOTALS		17	206		3	58

PUNTING	No.	Yds	Avg	Long	In20	TB
Reilly Mason	4	177	44.2	50	1	2

FIELD GOALS	MADE	ATT	LONG	KICKS
n/a				

SHORTER

RUSHING	ATT	GAIN	LOSS	NET	TD	LG	AVG
Justus Durant	25	123	1	122	2	20	4.9
Lanear McCrary Jr.	12	36	0	36	1	9	3.0
Josh Brown	7	28	22	6	0	16	0.9
TOTALS	44	187	23	164	3	20	3.7

PASSING	C	A	I	YDS	TD	LONG	SACK
Josh Brown	22	33	130	1	1	25	2
Wyatt Walters	0	1	0	0	0	0	0
TOTALS	22	34	130	1	1	25	2

RECEIVING	TAR	No.	Yards	YAC	TD	Long
Brandon McGill	-	7	62	-	1	25
Trevon Dirden	-	4	32	-	0	14
Justus Durant	-	5	17	-	0	10
Bo Mosteller	-	2	8	-	0	7
Lanear McCrary Jr.	-	1	5	-	0	5
John Dietl III	-	2	4	-	0	6
Jaylin Marshall	-	1	2	-	0	2
TOTALS		22	130		1	25

PUNTING	No.	Yds.	Avg	Long	In 20	TB
Wyatt Walters	7	281	40.1	46	1	0

FIELD GOALS	MADE	ATT	LONG	KICKS
n/a				



It was a 58-yard touchdown reception from wide receiver **T.J. LOCKLEY** that capped off the scoring for UWG in a 41-35 victory over the Shorter Hawks.

SCORING SUMMARY

	1	2	3	4	FINAL
West Georgia	7	7	3	7	24
Shorter	7	14	0	14	35

QTR. TEAM SCORING PLAY

1st	SU	B. McGill 8 yd pass from J. Brown (T. Simpson kick) 9-70, 4:11
1st	UWG	R. Mosley 65 yd run (T. Davalos kick failed), 1-65 yards, 0:11
2nd	UWG	W. Kennedy 2 yd run (T. Davalos kick), 7-51, 3:24
2nd	UWG	R. Mosley 2 yd run (T. Davalos kick), 5-53, 2:03
2nd	SU	L. McCrary 1 yd run (T. Simpson kick), 13-71, 5:36
2nd	UWG	Z. Britt 17 yd pass from C. Brown (T. Davalos kick) 8-75, 1:15
3rd	SU	J. Durant 20 yd run (T. Simpson kick), 1-20, 0:06
3rd	UWG	T. Williams 20 yd pass from C. Brown (T. Davalos kick) 7-75, 2:44
4th	UWG	T. Lockley 58 yd pass from C. Brown (T. Davalos kick) 1-58, 0:11
4th	SU	Tony Bethea 33 yd fumble recovery (T. Simpson kick)
4th	SU	J. Durant 3 yd run (T. Simpson kick), 11-48 yards, 5:24

TEAM STATISTICS

	West Georgia	Shorter
First Downs	22	20
Rushes-Yards (NET)	35-317	44-164
Passing Yards (NET)	206	130
Passes Att-Comp-Int	17-26-2	22-34-1
Total Offense (Plays-Yards)	61-523	78-294
Fumble Returns-Yards	0-0	1-33
Punt Returns-Yards	1-8	1-7
Kickoff Return-Yards	1-28	7-101
Interception Returns-Yards	7-24	2-43
Punts (Number-Avg)	4-44.2	7-40.1
Fumbles-Lost	3-2	1-0
Penalties-Yards	15-127	3-18
Possession Time	24:07	35:53
Third-Down Conversions	3-8	7-17
Fourth-Down Conversions	1-1	2-3
Red Zone Scores-Chances	4-4	4-4
Sacks By-Yards	2-10	1-3



2023 GAME RECAPS

GAME 9: DELTA STATE

Delta State (8-1) 47
 West Georgia (6-3) 13

Saturday, November 4, 2023 | Carrollton, GA
 Ra-Lin Field at University Stadium | Time: 6:00 PM | Attendance: 1,1947

DELTA STATE

RUSHING	ATT	GAIN	LOSS	NET	TD	LG	AVG
Kelvin Smith	23	82	5	77	1	12	3.3
Christian Malloy	15	56	5	51	1	8	3.4
Patrick Shegog	6	26	9	17	1	8	2.8
Tamaj Hoffman	5	14	0	14	1	6	2.8
Austin Davidson	1	4	0	4	0	4	4.0
TOTALS	50	182	19	163	4	12	3.3

PASSING	C	A	I	YDS	TD	LONG	SACK
Patrick Shegog	19	33	0	248	1	38	1
TOTALS	19	33	0	248	1	38	1

RECEIVING	TAR	No.	Yards	YAC	TD	Long
Jaylen Green	5	3	66	35	0	38
Todd Lee Battle	4	3	22	2	0	12
Nathan Howard	4	2	25	22	0	15
Katerian LaGrone	3	2	22	0	0	17
Calvin Lockett	6	2	20	3	0	11
Jalen May	3	2	19	5	0	15
Tycen Gray	2	2	14	13	1	8
Kelvin Smith	2	1	24	25	0	24
Christian Malloy	1	1	19	23	0	19
Carl Robinson	2	1	17	3	0	17
TOTALS	33	19	248	131	1	38

PUNTING	No.	Yds	Avg	Long	In20	TB
Parker Burleson	4	167	41.8	48	2	0
Team	1	0	0.0	0	0	0

FIELD GOALS	MADE	ATT	LONG	KICKS
Nick Herber	1	1	22	22

WEST GEORGIA

RUSHING	ATT	GAIN	LOSS	NET	TD	LG	AVG
Cameran Brown	9	45	0	45	1	9	5.0
Rajaez Mosley	14	50	7	43	0	13	3.1
Wesley Kennedy	9	39	3	36	0	17	4.0
Ben Whitlock	2	0	35	-35	0	0	-17.5
TOTALS	34	134	45	89	1	17	2.6

PASSING	C	A	I	YDS	TD	LONG	SACK
Ben Whitlock	7	17	1	83	0	51	2
Cameran Brown	6	14	0	111	0	48	0
TOTALS	13	31	1	194	0	51	2

RECEIVING	TAR	No.	Yards	YAC	TD	Long
Wesley Kennedy	3	3	25	24	0	14
T.J. Lockley	4	2	99	21	0	51
Mykel Tubbs	3	2	34	9	0	22
Steven Peterson	2	1	22	5	0	22
Jaeven West	4	1	8	7	0	8
Tre Williams	2	1	7	2	0	7
Zay Britt	2	1	4	0	0	4
Kenyon TA Skinner	3	1	3	0	0	3
Ben Whitlock	1	1	-8	0	0	0
TOTALS	31	13	194	68	0	51

PUNTING	No.	Yds.	Avg	Long	In 20	TB
Reilly Mason	4	159	39.8	46	1	1

FIELD GOALS	MADE	ATT	LONG	KICKS
Tyler Davalos	0	1	-	29x



Senior **DEONTAE OVERSTREET** made four tackles in his final home game of his career and went on to finish just shy of 200 career tackles and was named All-GSC and All-Region once again.

SCORING SUMMARY

	1	2	3	4	FINAL
Delta State	0	17	9	21	47
West Georgia	7	0	6	0	13

QTR. TEAM SCORING PLAY

- 1st UWG C.Brown 2 yd rush (T.Davalos kick), 12-80, 07:14
- 2nd DSU C.Malloy 3 yd rush (N.Herber kick), 12-75, 03:33
- 2nd DSU N.Herber 22 yd FG, 12-75, 03:54
- 2nd DSU P.Shegog 5 yd rush (N.Herber kick), 10-64, 01:29
- 3rd UWG S.Peterson 0 yd blocked punt return (T.Davalos kick blocked), 01:09
- 3rd DSU SAFETY, 00:04
- 3rd DSU T.Gray 6 yd pass from P.Shegog (N.Herber kick), 3-10, 00:34
- 4th DSU K.Smith 11 yd rush (N.Herber kick), 9-69, 04:12
- 4th DSU T.Hoffman 4 yd rush (N.Herber kick), 10-62, 07:07 40-13
- 4th DSU D.Martin 70 yd fumble return (N.Herber kick), 01:24

TEAM STATISTICS

	Delta State	West Georgia
First Downs	27	21
Rushes-Yards (NET)	50-163	34-89
Passing Yards (NET)	248	194
Passes Att-Comp-Int	19-33-0	13-31-1
Total Offense (Plays-Yards)	83-411	65-283
Fumble Returns-Yards	1-70	0-0
Punt Returns-Yards	1-8	3-13
Kickoff Return-Yards	3-47	7-113
Interception Returns-Yards	1-0	0-0
Punts (Number-Avg)	5-33.4	4-39.8
Fumbles-Lost	0-0	3-2
Penalties-Yards	8-83	6-55
Possession Time	32:32	27:28
Third-Down Conversions	13-24	9-15
Fourth-Down Conversions	2-2	0-0
Red Zone Scores-Chances	6-6	1-3
Sacks By-Yards	2-35	1-9



2023 GAME RECAPS

GAME 10: VALDOSTA STATE

West Georgia (6-4).....	28
Valdosta State (10-1).....	58

Saturday, November 11, 2023 | Valdosta, GA
Bazemore-Hyder Stadium | Time: 7:00 PM | Attendance: 4,015

WEST GEORGIA

RUSHING	ATT	GAIN	LOSS	NET	TD	LG	AVG
Wesley Kennedy	11	68	1	67	2	27	6.1
Rajaez Mosley	14	56	6	50	1	14	3.6
TOTALS	25	124	7	117	3	27	4.7

PASSING	C	A	I	YDS	TD	LONG	SACK
Ben Whitlock	19	34	3	273	1	59	0
TOTALS	19	34	3	273	1	59	0

RECEIVING	TAR	No.	Yards	YAC	TD	Long
T.J. Lockley	7	5	39	24	0	15
Terrill Cole	8	4	74	53	0	48
Steven Peterson	3	2	29	22	1	19
Zay Britt	3	2	22	23	0	18
LaPerion Perry	1	1	59	26	0	59
Tre Williams	3	1	14	14	0	14
Rajaez Mosley	2	1	11	13	0	11
Jaeven West	4	1	10	0	0	10
Marquise Bridges	2	1	9	4	0	9
Jerry Mays	1	1	6	1	0	6
TOTALS		19	273	180	1	59

PUNTING	No.	Yds	Avg	Long	In20	TB
Reilly Mason	3	150	50.0	62	1	0

FIELD GOALS	MADE	ATT	LONG	KICKS
n/a				

VALDOSTA STATE

RUSHING	ATT	GAIN	LOSS	NET	TD	LG	AVG
Bud Chaney	14	56	0	56	2	14	4.0
Isaiah Flowers	6	35	0	35	0	11	5.8
Sammy Edwards	5	23	12	11	0	8	2.2
Eric Watts	2	4	1	3	0	4	1.5
Cam Smith	1	1	0	1	0	1	1.0
TOTALS	28	119	13	106	2	14	3.8

PASSING	C	A	I	YDS	TD	LONG	SACK
Sammy Edwards	29	43	1	414	3	39	1
TOTALS	29	43	1	414	3	39	1

RECEIVING	TAR	No.	Yards	YAC	TD	Long
Rodney Bullard	7	7	86	30	1	29
B.K. Smith	9	6	119	23	0	31
Eric Watts	4	4	20	3	1	18
Council Allen	9	3	50	19	0	39
Ted Hurst	7	3	39	6	0	22
Kam Scott	3	3	28	8	0	12
Cam Smith	2	2	33	20	1	22
Bud Chaney	2	1	39	38	0	39
TOTALS		29	414	147	3	39

PUNTING	No.	Yds.	Avg	Long	In 20	TB
Noah Botsford	1	49	49.0	49	0	1

FIELD GOALS	MADE	ATT	LONG	KICKS
Estin Thiele	3	3	34	34, 30, 21



Center **DAVID BODDEN** was named All-Gulf South Conference for the third time in his career following the 2023 season and was then later named All-Region as well.

SCORING SUMMARY

	1	2	3	4	FINAL
West Georgia	0	7	21	0	28
Valdosta State	10	10	24	14	58

QTR. TEAM SCORING PLAY

1st	VSU	E.Thiele 34 yd FG, 10-64, 04:31
1st	VSU	B.Chaney 2 yd rush (E.Thiele kick), 6-75, 02:30
2nd	VSU	E.Thiele 30 yd FG, 8-60, 02:59
2nd	VSU	R.Bullard 29 yd pass from S.Edwards (E.Thiele kick), 6-73, 03:33
2nd	UWG	W.Kennedy 1 yd rush (T.Davalos kick), 10-84, 05:49
3rd	VSU	C.Smith 22 yd pass from S.Edwards (E.Thiele kick), 3-47, 01:04
3rd	UWG	W.Kennedy 4 yd rush (T.Davalos kick), 5-76, 02:04
3rd	UWG	R.Mosley 1 yd rush (T.Davalos kick), 3-23, 00:54
3rd	VSU	R.Bullard 99 yd kickoff return (#43 E.Thiele kick), 00:00 21-34
3rd	UWG	S.Peterson 19 yd pass from B.Whitlock (T.Davalos kick), 3-48, 01:11
3rd	VSU	E.Thiele 21 yd FG, 11-59, 03:58
3rd	VSU	E.Watts 4 yd pass from S.Edwards (E.Thiele kick), 3-20, 01:01
4th	VSU	B.Chaney 8 yd rush (E.Thiele kick), 12-72, 05:47
4th	VSU	A.Lampley 33 yd interception return (#E.Thiele kick), 00:40

TEAM STATISTICS

	West Georgia	Valdosta State
First Downs	19	30
Rushes-Yards (NET)	25-117	28-106
Passing Yards (NET)	273	414
Passes Att-Comp-Int	19-34-3	29-43-1
Total Offense (Plays-Yards)	59-390	71-520
Fumble Returns-Yards	0-0	1-0
Punt Returns-Yards	0-0	0-0
Kickoff Return-Yards	7-168	6-185
Interception Returns-Yards	1-0	3-33
Punts (Number-Avg)	3-50.0	1-49.0
Fumbles-Lost	2-2	1-1
Penalties-Yards	5-47	5-40
Possession Time	26:07	33:53
Third-Down Conversions	4-9	5-10
Fourth-Down Conversions	0-1	0-0
Red Zone Scores-Chances	4-5	6-6
Sacks By-Yards	1-12	0-0



2023 TEAM & INDIVIDUAL STATS

2023 SCHEDULE & RESULTS

DATE	OPPONENT	SCORE	OVERALL	CONF	ATTEND
Aug. 31	Limestone	W, 21-9	1-0	0-0	1,830
Sept. 9	at Texas A&M-Kingsville	L, 20-17	1-1	0-0	10,500
Sept. 16	at Mississippi College	W, 38-35	2-1	1-0	3,734
Sept. 23	at West Florida	L, 49-21	2-2	1-1	5,046
Oct. 7	West Alabama	W, 24-6	3-2	2-1	1,813
Oct. 14	Chowan	W, 35-24	4-2	3-1	1,278
Oct. 21	North Greenville	W, 38-14	5-2	4-1	2,893
Oct. 26	at Shorter	W, 41-35	6-2	5-1	1,126
Nov. 4	Delta State	L, 47-13	6-3	5-2	1,947
Nov. 11	Valdosta State	L, 58-28	6-4	5-3	4,015

TEAM STATISTICS

	WEST GEORGIA	OPPONENTS
Scoring	276	307
Points per game	27.6	30.7
Points off turnovers	38	106
First Downs	188	216
Rushing	94	92
Passing	80	100
Penalty	14	24
Rushing Yardage	1876	1421
Yards gained rushing	2058	1692
Yards lost rushing	182	271
Rushing attempts	314	393
Average per rush	6.0	3.6
Average per game	187.6	142.1
TDs Rushing	21	21
Passing Yardage	1819	2200
Comp-Att-Int	148-288-15	190-309-7
Average per pass	6.3	7.1
Average per catch	12.3	11.6
Average per game	181.9	220.0
TDs passing	14	13
Total Offense	3695	3621
Total plays	602	702
Average per play	6.1	5.2
Average per game	369.5	362.1
Kick returns: #-yards	44-965	39-737
Punt returns: #-yards	10-69	14-65
Int. returns: #-yards	7-98	15-234
Fumbles-Lost	15-12	14-9
Penalties-Yards	83-697	54-482
Average per game	69.7	48.2
Punts-yards	40-1681	43-1686
Average per punt	42.0	39.2
Net punt average	38.1	34.8
Kickoffs-Yards	51-2851	59-3481
Average per kick	55.9	59.0
Net kick average	38.2	37.1
Time of possession / game	27:21	32:32
3rd-down conversion	43/106	59/138
3rd-down pct	41%	43%
4th-down conversion	5/11	12/19
4th-down pct	45%	63%
Sacks by-Yards	20-120	13-102
Touchdowns Scored	38	40
Field goals-attempts	4-6	9-14
Red-zone scores	(27-36) 75%	(36-44) 82%
Red-zone touchdowns	(24-36) 67%	(29-44) 66%
PAT attempts	(36-38) 95%	(38-39) 97%
Two-point conversion-attempts	(0-0) 0%	(0-1) 0%

SCORING BY QUARTERS	1ST	2ND	3RD	4TH	TOTAL
West Georgia	72	62	62	80	276
Opponents	45	101	71	90	307

INDIVIDUAL STATISTICS

PASSING	GP	EFFIC	COMP-ATT-INT	PCT	YDS	TD	LG	AVG/G
Cameran Brown	9	119.1	82-151-6	54.3	914	10	58	101.6
Ben Whitlock	7	106.1	61-123-8	49.6	861	4	59	123.0
Eli Gainey	2	47.8	5-14-1	35.7	44	0	15	22.0
TOTAL	10	110.1	148-288-15	51.4	1819	14	59	181.9
OPPONENTS	10	130.6	190-309-7	61.5	2200	13	64	220.0

RUSHING	GP	ATT	GAIN	LOSS	NET	AVG	TD	LG	AVG/G
Rajaez Mosley	10	123	876	21	855	7.0	8	65	85.5
Cameran Brown	9	76	541	63	478	6.3	6	88	53.1
Wesley Kennedy	8	80	479	27	452	5.7	5	82	56.5
JB Carlisle	6	6	81	0	81	13.5	1	56	13.5
Ashaud Roberson	5	8	43	0	43	5.4	1	10	8.6
T.J. Lockley	9	3	25	5	20	6.7	0	18	2.2
Marquise Bridges	8	1	0	0	0	0.0	0	0	0.0
Christian Royalston	3	6	8	9	-1	-0.2	0	4	-0.3
Eli Gainey	2	1	0	4	-4	-4.0	0	0	-2.0
Ben Whitlock	7	5	5	47	-42	-8.4	0	5	-6.0
Team	10	5	0	6	-6	-1.2	0	0	-0.6
TOTAL	10	314	2058	182	1876	6.0	21	88	187.6
OPPONENTS	10	393	1692	271	1421	3.6	21	32	142.1

RECEIVING	GP	NO.	YDS	AVG	TD	LG	AVG/G
Terrill Cole	10	33	485	14.7	2	57	48.5
LaPerion Perry	10	20	257	12.9	0	59	25.7
Zay Britt	9	18	181	10.1	2	33	20.1
T.J. Lockley	9	14	280	20.0	2	58	31.1
Tre Williams	8	12	74	6.2	1	20	9.3
Wesley Kennedy	8	11	98	8.9	1	38	12.3
Mykel Tubbs	6	9	118	13.1	2	22	19.7
Jaeven West	10	7	73	10.4	0	24	7.3
Rajaez Mosley	10	6	78	13.0	1	49	7.8
Steven Peterson	10	5	87	17.4	2	22	8.7
Kenyon TA Skinner	9	4	2	0.5	0	5	0.2
Marquise Bridges	8	3	26	8.7	0	14	3.3
Christian Royalston	3	1	20	20.0	0	20	6.7
E'Shawn Mayes	6	1	19	19.0	1	19	3.2
Ben Whitlock	7	1	8	8.0	0	0	-1.1
Jerry Mays	9	1	6	6.0	0	6	0.7
Zach Obi	7	1	20	20.0	0	20	2.9
Cameron Saunders	1	1	3	3.0	0	3	3.0
TOTAL	10	148	1819	12.3	14	59	181.9
OPPONENTS	10	190	2200	11.6	13	64	220.0

TOTAL OFFENSE	GP	PLAYS	RUSH	PASS	TOTAL	AVG/G
Cameran Brown	9	227	478	914	1392	154.7
Rajaez Mosley	10	123	855	0	855	85.5
Ben Whitlock	7	128	42	861	819	117.0
Wesley Kennedy	8	80	452	0	452	56.5
JB Carlisle	6	6	81	0	81	13.5
Ashaud Roberson	5	8	43	0	43	8.6
Eli Gainey	2	15	4	44	40	20.0
T.J. Lockley	9	3	20	0	20	2.2
Christian Royalston	3	6	1	0	-1	-0.3
Team	10	0	-6	0	-6	-0.6
TOTAL	10	602	876	1819	3695	369.5
OPPONENTS	10	702	1421	2200	3621	362.1



2023 INDIVIDUAL STATISTICS

PUNT RETURNS	NO.	YDS	AVG	TD	LG
Wesley Kennedy	4	45	11.3	0	21
Zay Britt	6	24	4.0	0	9
Steven Peterson	0	0	0.0	1	0
TOTAL	10	69	6.9	1	21
OPPONENTS	14	65	4.6	0	28

INTERCEPTIONS	NO.	YDS	AVG	TD	LG
Jelen Lee	2	0	0.0	0	0
Jordan Clark	2	50	25.0	0	36
Jibrahn Claude	1	24	24.0	0	24
Jalynn Tarver	1	24	24.0	0	24
Michael Merriweather	1	0	0.0	0	0
TOTAL	7	98	14.0	0	36
OPPONENTS	15	234	15.6	3	41

KICK RETURNS	NO.	YDS	AVG	TD	LG
LaPerion Perry	19	360	18.9	0	41
Wesley Kennedy	15	372	24.8	0	57
Zay Britt	6	136	22.7	0	35
Kenyon TA Skinner	3	75	25.0	0	29
Hayden Wells	1	3	3.0	0	3
TOTAL	44	965	21.9	0	57
OPPONENTS	39	737	18.9	1	99

FUMBLE RETURNS	NO.	YDS	AVG	TD	LG
Festus Davies	1	75	75.0	0	75
Keondre Williams	1	55	55.0	1	55
Jeremy Smith	1	28	28.0	1	28
Michael Merriweather	1	3	3.0	0	3
Abu Bangura	1	0	0.0	0	0
Demetrice Lofton	1	0	0.0	0	0
Deontae Overstreet	1	0	0.0	0	0
Jerry Mays	1	0	0.0	0	0
Micah Thurman	1	0	0.0	0	0
TOTAL	9	161	17.9	2	75
OPPONENTS	12	153	12.8	2	70

PLAYER	TD	FG	PATs				DXP	SAF	PTS
			KICK	RUSH	RCV	PASS			
Rajaez Mosley	9	-	-	-	-	-	-	54	
Cameron Brown	6	-	-	-	-	-	-	36	
Wesley Kennedy	6	-	-	-	-	-	-	36	
Brock Pellegrino	-	3-4	16-16	-	-	-	-	25	
Tyler Davalos	-	1-2	20-22	-	-	-	-	23	
Steven Peterson	3	-	-	-	-	-	-	18	
Mykel Tubbs	2	-	-	-	-	-	-	12	
T.J. Lockley	2	-	-	-	-	-	-	12	
Terrill Cole	2	-	-	-	-	-	-	12	
Zay Britt	2	-	-	-	-	-	-	12	
Keondre Williams	1	-	-	-	-	-	-	6	
Jeremy Smith	1	-	-	-	-	-	-	6	
E'Shawn Mayes	1	-	-	-	-	-	-	6	
JB Carlisle	1	-	-	-	-	-	-	6	
Ashaud Roberson	1	-	-	-	-	-	-	6	
Tre Williams	1	-	-	-	-	-	-	6	
TOTAL	38	4-6	36-38	0	0	0	0	276	
OPPONENTS	40	9-14	38-39	0	0	0	1	307	

FIELD GOALS	FG	PCT.	01-19	20-29	30-39	40-49	50-99	LG	BLK
Brock Pellegrino	3-4	75.0	0-0	1-1	1-1	1-2	0-0	44	1
Tyler Davalos	1-2	50.0	0-0	1-2	0-0	0-0	0-0	29	0
OPPONENTS	9-14	64.3	0-0	4-5	4-7	1-2	0-0	45	1

FIELD GOAL SEQUENCE	WEST GA.	OPPONENTS
Tex. A&M-Kingsville	(38),46	(20),(36),38,35
Mississippi Col.	(44)	49
West Ala.	(20)	(38),(45)
North Greenville	(29)	
Delta St.	29	(22)
Limestone		20
Chowan		34,(27)
Valdosta St.		(34),(30),(21)

Numbers in (parentheses) indicate field goal was made

PUNTING	NO.	YDS	AVG	LG	TB	FC	I20	50+	BLK
Reilly Mason	39	1668	42.8	62	4	10	12	9	0
Team	1	13	13.0	0	0	0	0	0	1
TOTAL	40	1681	42.0	62	4	10	12	9	1
OPPONENTS	43	1686	39.2	62	6	9	11	3	1

KICKOFFS	NO.	YDS	AVG	TB	OB	RETN	NET	YDLN
Tyler Davalos	49	2728	55.7	6	4	0	0	0
Brock Pellegrino	2	123	61.5	0	0	0	0	0
TOTAL	51	2851	55.9	6	4	32	38.2	26
OPPONENTS	59	3481	59.0	11	3	43	37.1	27

ALL-PURPOSE	G	RUSH	RCV	PR	KR	IR	TOTAL	AVG/G
Wesley Kennedy	8	452	98	45	372	0	967	120.9
Rajaez Mosley	10	855	78	0	0	0	933	93.3
LaPerion Perry	10	0	257	0	360	0	617	61.7
Terrill Cole	10	0	485	0	0	0	485	48.5
Cameron Brown	9	478	0	0	0	0	478	53.1
Zay Britt	9	0	181	24	136	0	341	37.9
T.J. Lockley	9	20	280	0	0	0	300	33.3
Mykel Tubbs	6	0	118	0	0	0	118	19.7
Steven Peterson	10	0	87	0	0	0	87	8.7
JB Carlisle	6	81	0	0	0	0	81	13.5
Kenyon TA Skinner	9	0	2	0	75	0	77	8.6
Tre Williams	8	0	74	0	0	0	74	9.3
Jaeven West	10	0	73	0	0	0	73	7.3
Jordan Clark	8	0	0	0	0	50	50	6.3
Ashaud Roberson	5	43	0	0	0	0	43	8.6
Marquise Bridges	8	0	26	0	0	0	26	3.3
Jibrahn Claude	8	0	0	0	0	24	24	3.0
Jalynn Tarver	10	0	0	0	0	24	24	2.4
Zach Obi	7	0	20	0	0	0	20	2.9
Xavier Robinson	10	0	0	0	19	0	19	1.9
Christian Royalston	3	-1	20	0	0	0	19	6.3
E'Shawn Mayes	6	0	19	0	0	0	19	3.2
Jerry Mays	9	0	6	0	0	0	6	0.7
Cameron Saunders	1	0	3	0	0	0	3	3.0
Hayden Wells	3	0	0	0	3	0	3	1.0
Eli Gainey	2	-4	0	0	0	0	-4	-2.0
Ben Whitlock	7	-42	-8	0	0	0	-50	-7.1
Team	10	-6	0	0	0	0	-6	-0.6
TOTAL	10	1876	1819	69	965	98	4827	482.7
OPPONENTS	10	1421	2200	65	737	234	4657	465.7



2023 INDIVIDUAL DEFENSIVE STATISTICS

##	PLAYER	GP	TACKLES			TFL/YDS	SACKS NO-YDS	PASS DEFENSE			FUMBLES		BLKD KICK	SAF
			UA	A	TOT			INT-YDS	BRUP	QBH	FR-YDS	FF		
3	Xavier Robinson	10	33	29	62	5.5-13	1-6	-	1	1	-	1	-	
45	Keondre Williams	10	45	16	61	10-43	5-31	-	2	-	1-55	1	-	
0	Deontae Overstreet	10	35	25	60	3-7	0.5-1	-	3	-	1-0	-	-	
4	Cael Bright	10	30	5	35	3-7	-	-	2	-	-	-	-	
42	Jalynn Tarver	10	13	18	31	3.5-7	-	1-24	-	1	-	-	-	
8	Mason Huntley	10	15	14	29	6.5-18	3-10	-	-	4	-	-	-	
18	Jordan Clark	8	22	6	28	1-2	-	2-50	6	-	-	-	-	
6	Amos Dahn	9	14	14	28	6-23	2.5-16	-	2	-	-	-	-	
16	Jeremy Smith	10	21	7	28	4-11	1-6	-	-	-	1-28	1	-	
37	Micah Thurman	10	22	5	27	1.5-20	1-20	-	-	-	1-0	1	-	
56	Malcolm Mercer	9	20	5	25	4-17	2-14	-	-	1	-	-	-	
9	Camryn Feagins	9	19	4	23	-	-	-	3	-	-	-	-	
97	Eric Williams	9	12	10	22	3-7	1-2	-	-	1	-	-	-	
55	Abu Bangura	10	11	10	21	4-13	-	-	-	-	1-0	1	-	
21	Michael Merriweather	8	15	6	21	0.5-1	-	1-0	1	-	1-3	-	-	
29	Tre' Douglas	7	8	10	18	0.5-3	0.5-3	-	2	-	-	-	-	
25	Bryan Rice	10	7	8	15	4.5-15	1.5-7	-	-	1	-	-	-	
5	Jibrahn Claude	8	8	7	15	1-2	-	1-24	1	-	-	-	-	
7	Jelen Lee	9	9	4	13	1-3	-	2-0	4	-	-	-	-	
38	Jaylen Brown	5	6	6	12	2-4	-	-	-	3	-	-	-	
90	Demetrice Lofton	9	7	4	11	2.5-14	-	-	-	6	1-0	2	-	
39	Brandon Booker	6	7	2	9	-	-	-	1	-	-	-	-	
99	Jalon Miller	8	5	4	9	0.5-2	0.5-2	-	-	-	-	-	1	
15	Ben Fortson	5	7	1	8	1.5-2	-	-	-	-	-	-	-	
35	Trey Lovelace	9	2	5	7	0.5-2	0.5-2	-	-	1	-	-	-	
43	Anthony Rochester	6	3	3	6	0.5-3	-	-	-	-	-	-	-	
46	Jay Carter	4	2	4	6	1-3	-	-	-	-	-	-	-	
11	Steven Peterson	10	5	1	6	-	-	-	-	-	-	-	1	
47	Marcus Gary	7	5	-	5	-	-	-	-	-	-	-	-	
1	Jaeven West	10	4	1	5	-	-	-	-	-	-	-	-	
85	Zach Obi	7	4	-	4	-	-	-	-	-	-	-	-	
2	Festus Davies	4	2	2	4	-	-	-	-	-	1-75	-	-	
1	Carson Yancy	6	3	-	3	-	-	-	1	-	-	-	-	
86	Jerry Mays	9	2	1	3	-	-	-	-	-	1-0	-	-	
8	Cameran Brown	9	2	-	2	-	-	-	-	-	-	-	-	
24	Eli Barrow	4	1	1	2	-	-	-	-	-	-	-	-	
20	Ashaud Roberson	5	-	1	1	-	-	-	-	-	-	-	-	
32	Ethan Todorovich	1	1	-	1	-	-	-	-	-	-	-	-	
64	David Bodden	4	1	-	1	-	-	-	-	-	-	-	-	
33	JB Carlisle	6	1	-	1	-	-	-	-	-	-	-	-	
12	Jailen Edwards	1	-	1	1	-	-	-	-	-	-	-	-	
2	Terrill Cole	10	1	-	1	-	-	-	-	-	-	-	-	
5	LaPerion Perry	10	1	-	1	-	-	-	-	-	-	-	-	
79	Bryson Wilson	4	1	-	1	-	-	-	-	-	-	-	-	
11	Jeremiah Mayner	1	1	-	1	-	-	-	-	-	-	-	-	
TOTALS		10	435	240	675	71-242	20-120	7-98	27	21	9-161	7	2	
OPPONENTS		10	350	210	560	47-186	13-102	15-234	31	22	12-153	13	3	





2023 SEASON HIGHS

INDIVIDUAL GAME HIGHS

RUSHES	19	Rajaez Mosley at Mississippi Col. (09/16/2023)
YARDS RUSHING	191	Rajaez Mosley at Shorter (10/26/2023)
TD RUSHES	3	Cameran Brown at Mississippi Col. (09/16/2023)
LONG RUSH	88	Cameran Brown vs Chowan (10/14/2023)
PASS ATTEMPTS	34	Ben Whitlock at Valdosta St. (11/11/2023)
PASS COMPLETIONS	19	Ben Whitlock at Valdosta St. (11/11/2023)
YARDS PASSING	273	Ben Whitlock at Valdosta St. (11/11/2023)
TD PASSES	3	Cameran Brown at Shorter (10/26/2023)
LONG PASS	59	Ben Whitlock at Valdosta St. (11/11/2023)
RECEPTIONS	6	Terrill Cole at Shorter (10/26/2023)
	6	LaPerion Perry at Tex. A&M-Kingsville (09/09/2023)
YARDS RECEIVING	124	Terrill Cole at Mississippi Col. (09/16/2023)
TD RECEPTIONS	2	Terrill Cole at Mississippi Col. (09/16/2023)
LONG RECEPTION	59	LaPerion Perry at Valdosta St. (11/11/2023)
PUNTS	8	Reilly Mason vs West Ala. (10/07/2023)
PUNTING AVG	50.0	Reilly Mason at Valdosta St. (11/11/2023)
LONG PUNT	62	Reilly Mason at Valdosta St. (11/11/2023)
PUNTS INSIDE 20	3	Reilly Mason vs West Ala. (10/07/2023)
LONG PUNT RETURN	21	Wesley Kennedy vs Chowan (10/14/2023)
LONG KICKOFF RETURN	57	Wesley Kennedy vs West Ala. (10/07/2023)
TACKLES	11	Xavier Robinson vs Limestone (08/31/2023)
SACKS	2.5	Mason Huntley vs Chowan (10/14/2023)
TACKLES FOR LOSS	3	Keondre Williams vs Limestone (08/31/2023)

TEAM GAME HIGHS

RUSHES	42	North Greenville (10/21/2023)
YARDS RUSHING	320	North Greenville (10/21/2023)
YARDS PER RUSH	9.1	at Shorter (10/26/2023)
TD RUSHES	3	at Valdosta St. (11/11/2023)
	3	at Shorter (10/26/2023)
	3	North Greenville (10/21/2023)
	3	Chowan (10/14/2023)
	3	at Mississippi Col. (09/16/2023)
	3	Limestone (08/31/2023)
PASS ATTEMPTS	40	at West Florida (09/23/2023)
PASS COMPLETIONS	19	at Valdosta St. (11/11/2023)
	19	at Tex. A&M-Kingsville (09/09/2023)
YARDS PASSING	273	at Valdosta St. (11/11/2023)
YARDS PER PASS	8.4	at Mississippi Col. (09/16/2023)
TD PASSES	3	at Shorter (10/26/2023)
TOTAL PLAYS	65	Delta St. (11/04/2023)
	65	at Tex. A&M-Kingsville (09/09/2023)
TOTAL OFFENSE	523	at Shorter (10/26/2023)
YARDS PER PLAY	8.6	at Shorter (10/26/2023)
POINTS	41	at Shorter (10/26/2023)
SACKS BY	7	Chowan (10/14/2023)
FIRST DOWNS	22	at Shorter (10/26/2023)
	22	North Greenville (10/21/2023)
	22	at Mississippi Col. (09/16/2023)
PENALTIES	15	at Shorter (10/26/2023)
PENALTY YARDS	127	at Shorter (10/26/2023)
TURNOVERS	6	at Tex. A&M-Kingsville (09/09/2023)
PUNTS	8	West Ala. (10/07/2023)
PUNTING AVG	50.0	at Valdosta St. (11/11/2023)
LONG PUNT	62	at Valdosta St. (11/11/2023)
PUNTS INSIDE 20	3	West Ala. (10/07/2023)
LONG PUNT RETURN	21	Chowan (10/14/2023)

OPPONENT INDIVIDUAL GAME HIGHS

RUSHES	25	Justus Durrant at Shorter (10/26/2023)
YARDS RUSHING	122	Justus Durrant at Shorter (10/26/2023)
TD RUSHES	2	Bud Chaney at Valdosta St. (11/11/2023)
	2	Justus Durrant at Shorter (10/26/2023)
	2	Corey Watkins vs North Greenville (10/21/2023)
	2	Rashad McKee vs Chowan (10/14/2023)
	2	C.J. Wilson at West Florida (09/23/2023)
	2	Ron Craten at Mississippi Col. (09/16/2023)
	2	John Henry White at Mississippi Col. (09/16/2023)
LONG RUSH	32	Marcus Williams at Mississippi Col. (09/16/2023)
	32	Christian Anderson at Tex. A&M-Kingsville (09/09/2023)

PASS ATTEMPTS	43	Sammy Edwards at Valdosta St. (11/11/2023)
PASS COMPLETIONS	29	Sammy Edwards at Valdosta St. (11/11/2023)
YARDS PASSING	414	Sammy Edwards at Valdosta St. (11/11/2023)
TD PASSES	3	Sammy Edwards at Valdosta St. (11/11/2023)
	3	Peewee Jarrett at West Florida (09/23/2023)
LONG PASS	64	Peewee Jarrett at West Florida (09/23/2023)
RECEPTIONS	8	John Jiles at West Florida (09/23/2023)
YARDS RECEIVING	175	John Jiles at West Florida (09/23/2023)
TD RECEPTIONS	2	John Jiles at West Florida (09/23/2023)
	2	Jelani Baker vs Limestone (08/31/2023)
LONG RECEPTION	64	John Jiles at West Florida (09/23/2023)
FIELD GOALS	3	Estin Thiele at Valdosta St. (11/11/2023)
LONG FIELD GOALS	45	Elijah Guyton vs West Ala. (10/07/2023)
PUNTS	7	Wyatt Walters at Shorter (10/26/2023)
	7	Trey Sullivan vs West Ala. (10/07/2023)
PUNTING AVG	49.0	Noah Botsford at Valdosta St. (11/11/2023)
LONG PUNT	62	Luke Shaffer at Tex. A&M-Kingsville (09/09/2023)
PUNTS INSIDE 20	2	Parker Burleson vs Delta St. (11/04/2023)
	2	Trey Sullivan vs West Ala. (10/07/2023)
	2	Bryan Frey vs Limestone (08/31/2023)
LONG PUNT RETURN	28	Demetrius Moore vs Chowan (10/14/2023)
LONG KICKOFF RETURN	99	Rodney Bullard at Valdosta St. (11/11/2023)
TACKLES	15	Marc Harrisat Shorter (10/26/2023)
SACKS	1	Demetrius Swilley vs Delta St. (11/04/2023)
	1	Demario Martin vs Delta St. (11/04/2023)
	1	Zach Jordan vs North Greenville (10/21/2023)
	1	Jayshaun Alston vs Chowan (10/14/2023)
	1	Dwayne Smith vs Chowan (10/14/2023)
	1	Steven White vs West Ala. (10/07/2023)
	1	John McMullen at West Florida (09/23/2023)
	1	Eric Folau at West Florida (09/23/2023)
	1	Ezrah Thibodeaux at Tex. A&M-Kingsville (09/09/2023)
	1	Chandler Matthews vs Limestone (08/31/2023)
	1	Collin Vaughn vs Limestone (08/31/2023)
TACKLES FOR LOSS	2	Freddrick Hervey vs Delta St. (11/04/2023)
	2	Jayshaun Alston vs Chowan (10/14/2023)
	2	Ty Cade vs Limestone (08/31/2023)
INTERCEPTIONS	2	Amos Coleman III at Tex. A&M-Kingsville (09/09/2023)

OPPONENT TEAM GAME HIGHS

RUSHES	57	at Mississippi Col. (09/16/2023)
YARDS RUSHING	291	at Mississippi Col. (09/16/2023)
YARDS PER RUSH	5.1	at Mississippi Col. (09/16/2023)
TD RUSHES	5	at Mississippi Col. (09/16/2023)
PASS ATTEMPTS	43	at Valdosta St. (11/11/2023)
PASS COMPLETIONS	29	at Valdosta St. (11/11/2023)
YARDS PASSING	414	at Valdosta St. (11/11/2023)
YARDS PER PASS	11.2	Chowan (10/14/2023)
TD PASSES	3	at Valdosta St. (11/11/2023)
	3	at West Florida (09/23/2023)
	3	Limestone (08/31/2023)
TOTAL PLAYS	83	Delta St. (11/04/2023)
TOTAL OFFENSE	520	at Valdosta St. (11/11/2023)
YARDS PER PLAY	7.3	at Valdosta St. (11/11/2023)
POINTS	58	at Valdosta St. (11/11/2023)
SACKS BY	3	at West Florida (09/23/2023)
FIRST DOWNS	30	at Valdosta St. (11/11/2023)
PENALTIES	11	at West Florida (09/23/2023)
PENALTY YARDS	83	Delta St. (11/04/2023)
TURNOVERS	4	West Ala. (10/07/2023)
PUNTS	7	at Shorter (10/26/2023)
	7	West Ala. (10/07/2023)
PUNTING AVG	49.0	at Valdosta St. (11/11/2023)
LONG PUNT	62	at Tex. A&M-Kingsville (09/09/2023)
PUNTS INSIDE 20	2	Delta St. (11/04/2023)
	2	West Ala. (10/07/2023)
	2	Limestone (08/31/2023)
LONG PUNT RETURN	28	Chowan (10/14/2023)



2023 SCORING DRIVES

WEST GEORGIA SCORING DRIVES

OPPONENT	START	PLAYS	YARDS	TIME	SCORING PLAY
Limestone	UWG4	10	96	5:01	Mosley 6-yd rush
Limestone	UWG1	11	99	5:09	Mosley 3-yd rush
Limestone	UWG23	1	77	0:32	Kennedy 82-yd rush
TAMU-Kingsville	UWG25	11	54	5:11	Pellegrino 35-yd field goal
TAMU-Kingsville	UWG20	9	80	4:25	Britt 26-yd pass from Brown
TAMU-Kingsville	UWG36	5	64	0:49	Peterson 18-yd pass from Brown
Miss. College	UWG19	7	81	3:08	Brown 38-yd rush
Miss. College	MC28	5	28	2:11	Brown 6-yd rush
Miss. College	UWG20	3	53	0:16	Pellegrino 44-yd field goal
Miss. College	UWG14	9	86	4:53	Brown 14-yd rush
Miss. College	UWG32	6	68	1:25	Cole 57-yd pass from Whitlock
Miss. College	UWG41	7	59	3:30	Cole 11-yd pass from Whitlock
West Florida	UWG6	8	94	3:05	Carlisle 5-yd rush
West Florida	UWF29	1	33	0:08	Lockley 33-yd pass from Whitlock
West Alabama	UWG25	7	75	3:15	Kennedy 38-yd pass from Brown
West Alabama	UWA19	6	16	1:58	Pellegrino 20-yd field goal
West Alabama	UWG42	10	58	5:40	Brown 2-yd rush
Chowan	CU28	7	28	2:50	Kennedy 1-yd rush
Chowan	CU33	6	33	3:26	Tubbs 12-yd pass from Brown
Chowan	UWG12	1	88	0:15	Brown 88-yd rush
Chowan	UWG34	8	66	2:20	Mosley 21-yd rush
Chowan	UWG42	5	58	2:43	Mayes 19-yd pass from Brown
North Greenville	UWG30	9	70	4:29	Tubbs 18-yd pass Brown
North Greenville	UWG49	3	51	0:54	Mosley 49-yd pass from Brown
North Greenville	UWG14	10	86	4:34	Roberson 7-yd rush
North Greenville	UWG40	8	60	4:02	Mosley 1-yd rush
North Greenville	UWG42	4	58	1:43	Mosley 9-yd rush
North Greenville	UWG23	12	65	6:30	Davalos 29-yd field goal
Shorter	UWG35	1	65	0:11	Mosley 65-yd rush
Shorter	UWG49	7	51	3:24	Kennedy 2-yd rush
Shorter	UWG47	5	53	2:03	Mosley 2-yd rush
Shorter	UWG25	8	75	1:15	Britt 17-yd pass from Brown
Shorter	UWG25	7	75	2:44	T. Williams 20-yd pass from Brown
Shorter	UWG42	1	58	0:11	Lockley 58-yd pass from Brown
Delta State	UWG20	12	80	7:14	Brown 2-yd rush
Valdosta State	UWG16	10	84	5:49	Kennedy 1-yd rush
Valdosta State	UWG24	5	76	2:04	Kennedy 4-yd rush
Valdosta State	VSU23	3	23	0:54	Mosley 1-yd rush
Valdosta State	VSU48	3	48	1:11	Peterson 19-yd pass from Whitlock

OPPONENT SCORING DRIVES

OPPONENT	START	PLAYS	YARDS	TIME	SCORING PLAY
Limestone	UWG35	6	35	2:31	Jones 22-yd pass from Noller
Limestone	LIME8	15	92	6:42	Baker 16-yd pass from Noller
Limestone	LIME25	6	75	2:00	Baker 14-yd pass from Endicott
TAMU-Kingsville	UWG9	4	6	1:29	Garza 20-yd field goal
TAMU-Kingsville	UWG26	4	7	1:27	Garza 36-yd field goal
TAMU-Kingsville	TAMK48	7	52	2:16	Jackson 5-yd pass from Williams
Miss. College	MC40	10	60	5:13	Wilson 6-yd rush
Miss. College	MC41	11	59	6:38	White 1-yd rush
Miss. College	UWG22	3	22	0:59	Craten 1-yd rush
Miss. College	MC47	6	53	3:10	White 10-yd rush
Miss. College	MC37	11	63	6:39	Craten 12-yd rush
West Florida	UWF14	9	86	3:27	Wilson 1-yd rush
West Florida	UWF35	2	65	0:27	Wilson 1-yd rush
West Florida	UWF19	7	81	3:28	Leggett 9-yd pass from Jarrett
West Florida	UWG36	5	36	0:52	Jiles 25-yd pass from Jarrett
West Florida	UWF34	10	66	3:46	Bussey 3-yd rush
West Florida	UWG27	3	27	0:53	Jiles 9-yd pass from Jarrett
West Alabama	UWG23	4	2	1:49	Guyton 35-yd field goal
West Alabama	UWG30	4	3	1:35	Guyton 45-yd field goal
Chowan	CU49	9	51	5:08	McKee 1-yd rush
Chowan	CU17	6	83	3:01	McKee 3-yd rush
Chowan	UWG23	5	13	2:37	Colunga 27-yd field goal
Chowan	CU25	4	75	1:54	Holloway 25-yd pass from McKee
North Greenville	NGU26	8	74	3:47	Watkins 2-yd rush
North Greenville	NGU10	17	90	7:38	Watkins 2-yd rush
Shorter	SU30	9	70	4:11	McGill 8-yd pass from Brown
Shorter	SU29	13	71	5:36	McCrory 1-yd rush
Shorter	UWG20	1	20	0:06	Durant 20-yd rush
Shorter	UWG48	11	48	5:24	Durant 3-yd rush
Delta State	DSU25	12	75	3:33	Malloy 3-yd rush
Delta State	DSU20	12	75	3:54	Herber 22-yd field goal
Delta State	DSU36	10	64	1:29	Shegog 5-yd rush
Delta State	UWG10	3	10	0:34	Gray 6-yd pass from Shegog
Delta State	DSU31	9	69	4:12	Smith 11-yd rush
Delta State	DSU38	10	62	7:07	Hoffman 4-yd rush
Valdosta State	VSU12	10	64	4:31	Thiele 34-yd field goal
Valdosta State	VSU25	6	75	2:30	Chaney 2-yd rush
Valdosta State	VSU20	8	60	2:59	Thiele 30-yd field goal
Valdosta State	VSU27	6	73	3:33	Bullard 29-yd from Edwards
Valdosta State	UWG47	3	47	1:04	Smith 22-yd pass from Edwards
Valdosta State	VSU30	11	59	3:58	Thiele 21-yd field goal
Valdosta State	UWG20	3	20	1:01	Watts 4-yd pass from Edwards
Valdosta State	VSU28	12	72	5:47	Chaney 8-yd rush



1982 NCAA DIVISION III NATIONAL CHAMPIONS

After football returned to West Georgia College in 1981, the Braves went 9-1 with a roster of 104 freshmen in their first season. Heading into the 1982 season, the Braves were dubbed by Sports Illustrated, ABC Sports, and the NCAA News as strong contenders for the NCAA Division III title.

On December 4, 1982 in Phenix City, Alabama, West Georgia made those predictions come true when it shut out Augustana College 14-0 for the Division III National Championship in the Stagg Bowl. In two short years, the WGC Football program had come from nowhere to compile a 21-1 mark and the title on National Champions.

The Braves dominated the national statistics as well, leading Division III in four team statistical categories: scoring offense (42.1 ppg), scoring defense (4.6 ppg), rushing offense (319.6) and total offense (470.6). They were second in rushing defense (36.4).

Finishing the regular season for the second consecutive year with a perfect record, West Georgia ranked second nationally behind Baldwin-Wallace and hosted the first two rounds of the playoffs before going to Phenix City for the Stagg Bowl.

The Braves broke or tied 63 team and individual records and had four players named All-American. In eight home games, West Georgia drew more than 50,000 fans and twice appeared on CBS Television.

1982 GAME-BY-GAME

WEST GEORGIA 38, MILES 6

SEPTEMBER 18, 1982 • CARROLLTON, GA

- West Georgia scored on a blocked punt to start the scoring and then scored four second half TDs.
- Harold Long rushed for 130 yards and the defense held Miles to just 32 yards.

WEST GEORGIA 45, BAPTIST 0

SEPTEMBER 25, 1982 • CARROLLTON, GA

- All 45 points were scored in a dominant first half and the entire 117-man roster saw the field.
- The Braves picked off an astounding seven passes, and it still holds as the single-game record.

WEST GEORGIA 41, MILLSAPS 6

OCTOBER 2, 1982 • JACKSON, MS

- Lamar West returned the opening kickoff 92 yards and later had a 91-yard kickoff return touchdown.
- The game was broadcast on CBS.

WEST GEORGIA 48, HAMPDEN-SYDNEY 0


OCTOBER 9, 1982 • CARROLLTON, GA

- West Georgia had 580 yards of total offense and the 48 points was a school record.
- Trevon Daniels and Harold Long each rushed for over 100 yards.

WEST GEORGIA 45, KNOXVILLE 3

OCTOBER 16, 1982 • CARROLLTON, GA

- WGC found the endzone four times in the second half, scoring twice in each the third and fourth quarters.
- Harold Long had another good game with 149 yards.



HAROLD LONG'S five-yard touchdown rush in the third overtime period of the Braves' playoff win over Widener won the most exciting game of the season and possibly program history. The touchdown and win kept the Braves' dream of a National Title alive. A dream that would become reality two wins later.

WEST GEORGIA 34, RANDOLPH-MACON 0

OCTOBER 23, 1982 • ASHLAND, VA

- The Braves led this game just 6-0 at the half before another 28-point second half.
- David Archer had 107 yards rushing and threw three touchdowns.

WEST GEORGIA 41, CENTRAL FLORIDA 7

OCTOBER 30, 1982 • ORLANDO, FL

- WGC set a school record with 585 yards of offense in front of 20,000 fans at the Tangerine Bowl.
- Trevon Daniels rushed for 117 yards and David Archer had 181 yards and a pair of touchdowns.

WEST GEORGIA 42, MOREHOUSE 6

NOVEMBER 6, 1982 • CARROLLTON, GA

- It was a 28-point first quarter as the Braves cruised to a second-straight win over a Division II opponent.
- The Braves had four sacks in the game including two from Keith Maloof.

WEST GEORGIA 45, MARYVILLE 13

NOVEMBER 13, 1982 • CARROLLTON, GA

- There was little doubt as the Braves led 17-0 after a quarter and 31-7 at halftime.
- The Braves had 587 yards of offense and held Maryville to 45 rushing yards.

WEST GEORGIA 31, WIDENER 24

NOVEMBER 20, 1982 • CARROLLTON, GA

SOUTH REGION PLAYOFF

- The teams played a three-overtime thriller and Widener missed a would-be game-winning field goal.
- After Widener scored to start the second OT period, Rusty Whaley hauled in a touchdown pass on fourth down to send it to another OT.
- Harold Long scored the winning TD in the third overtime period and the defense held Widener on four downs for the Playoff win.

WEST GEORGIA 27, BISHOP 6

NOVEMBER 27, 1982 • CARROLLTON, GA

NCAA SEMIFINALS

- WGC led the game 13-0 at the half before Bishop scored to cut into the deficit. The Braves scored in the third and the fourth to advance to the National Title game.
- Harold Long rushed for 163 yards and scored on a 78-yard touchdown rush.
- The WGC defense had 10 sacks in the game and got three each from Ken Terry, Ricky Hill, and Marion Erwin.

WEST GEORGIA 14, AUGUSTANA 0

DECEMBER 4, 1982 • PHENIX CITY, AL

STAGG BOWL NATIONAL CHAMPIONSHIP

- WGC got their fourth shutout of the season in the final game, but had to hold on a fourth and goal situation late in the first half.
- David Archer found Jerome Sheppard for 71 yards to score the game's first TD, and David Phillips ran it in from five to clinch the win.
- For the second straight game, WGC had 10 sacks and got four from Angelo Snipes.



ALL AMERICANS

1982	Bruce Pritchett.....	Offensive Lineman (T)
	David Archer	Quarterback
	Angelo Snipes	Defensive End
	Derrick Germaine	Linebacker
1995	Chad Walker.....	Wide Receiver
1996	Byron Slack	Tight End
	Mickey Henderson	Offensive Lineman (G)
	Corey Jarrells	Cornerback
1997	Corey Jarrells	Cornerback
	Corey Jarrells	Return Specialist
	Klay Killingsworth	Defensive Tackle
	Chris Williams	Offensive Lineman (T)
1998	Chris Williams	Offensive Lineman (T)
	Jonathan Brinson	Offensive Lineman (G)
	Jeremy Clements	Quarterback
	Vinson Cooper	Defensive End
1999	Matt Fendley	Offensive Lineman (C)
	Oyemon Grace	Linebacker
	Roscoe Pounds	Wide Receiver
	Abed Taha	Offensive Lineman (T)
2000	Abed Taha	Offensive Lineman (T)
	Nate Coggins	Safety
	Marquis Floyd.....	Cornerback
	Nick Price	Running Back
2001	Nate Coggins	Safety
	Marquis Floyd.....	Cornerback
	Nick Price	Running Back
2004	Michael Alexis.....	Running Back
	Jeff Carpenter	Punter
2007	Jared Guberman.....	Kicker
2011	Denarius Appling.....	Return Specialist
	Davis Brackett	Kicker
2012	Jordan Ritchey	Offensive Lineman (C)
2013	William Wright	Offensive Lineman (G)
	James Dugan.....	Punter
2014	Denarius Appling.....	Return Specialist
	Seth Hinsley.....	Running Back
	Tyrell Adams.....	Linebacker
	Carlos Hutton	Safety
2015	Quincy Awa-Dubose	Offensive Lineman (C)
	Orion Awa-Dubose	Offensive Lineman (G)
	Dominique Robertson	Offensive Lineman (T)
	Dallas Dickey.....	Quarterback
	Dylan Donahue	Defensive End
	Shaq Hall.....	Wide Receiver
	Alex Armah	Defensive End
	Marion Chapman	Linebacker
	Carlos Hutton	Safety
	Beau Dugan.....	Tight End
	Harley Vaughan.....	Offensive Lineman (C)
2016	Dylan Donahue	Defensive End
	Marcus Sayles	Cornerback



HARLEY VAUGHAN was a two-time All-American selection at center, and was a member of the *Associated Press*' Little All-America Team as a senior in 2017.

2017	Harley Vaughan.....	Offensive Lineman (C)
	Devontae Jackson	Running Back
	Desmond Harrison	Offensive Lineman (T)
2018	Quentin Stanford.....	Offensive Lineman (T)
	LaPerion Perry.....	Return Specialist
	Devontae Jackson	Running Back
	Montrell Pardue	Safety
	Omar Cervantes.....	Kicker
	Korie Rogers	Linebacker
2019	Korie Rogers	Linebacker
	Auzoyah Alufohai.....	Defensive Tackle
	Latrell Gibbs.....	Cornerback
2021	Mechane Slade	Wide Receiver
	Omar Cervantes.....	Kicker
2022	Harrison Frost.....	Quarterback
	Jaxton Carson	Running Back
	Deontae Overstreet	Safety
	Robert Carter	Cornerback




ALL-GULF SOUTH CONFERENCE

FIRST TEAM

1983	Bryan Watts.....	Punter
1984	Bryan Watts.....	Punter
1985	Stevie Young.....	Running Back
1986	Greg Shepherd.....	Offensive Tackle
1987	Stevie Young.....	Running Back
1991	Leo Mendenhall.....	Wide Receiver
	Doug Pridmore.....	Offensive Tackle
1992	Chris Teal.....	Quarterback
1993	Russell Gray.....	Linebacker
1994	Felix Addo.....	Running Back
	Richard Fendley.....	Offensive Tackle
	Corey Jarrells.....	Cornerback
1995	Rendell Jackson.....	Running Back
	Andre Kenneybrew.....	Defensive Tackle
	Tim McClain.....	Linebacker
	Rick Swales.....	Defensive End
	Chad Walker.....	Wide Receiver
1996	Corey Jarrells.....	Cornerback
	Mickey Henderson.....	Offensive Guard
1997	Corey Jarrells.....	Return Specialist
	Klay Killingsworth.....	Defensive Tackle
	Toby Strange.....	Quarterback
	Chris Williams.....	Offensive Tackle
	Mike Chastain.....	Center
1998	Jonathan Brinson.....	Offensive Guard
	Jeremy Clements.....	Quarterback
	Vinson Cooper.....	Defensive End
	Casey Pennone.....	Linebacker
	Roscoe Pounds.....	Wide Receiver
	Chris Williams.....	Offensive Tackle
1999	Nick Price.....	Running Back
	Roscoe Pounds.....	Wide Receiver
	Matt Fendley.....	Center

	Abed Taha.....	Offensive Tackle
	Channing Williams.....	Defensive Lineman
	Oyemon Grace.....	Linebacker
	Nate Coggins.....	Defensive Back
2000	Nate Coggins.....	Defensive Back
	Terrell Dobson.....	Linebacker
	Marquis Floyd.....	Defensive Back
	Ish Hall.....	Defensive Tackle
	Nick Price.....	Running Back
	Abed Taha.....	Offensive Tackle
	Keyatta Woulard.....	Offensive Tackle
2001	Nate Coggins.....	Defensive Back
	Marquis Floyd.....	Defensive Back
	Forrest Jackson.....	Linebacker
	Nick Price.....	Running Back
	Courtney Roebuck.....	Defensive Lineman
	Daetwan Wells.....	Defensive Back
	Channing Williams.....	Defensive Back
	Wes Wilson.....	Kicker
2002	Marquis Floyd.....	Defensive Back
	Forrest Jackson.....	Linebacker
	Travis Williams.....	Defensive Back
2004	Michael Alexis.....	Running Back
	Jeff Carpenter.....	Punter
2005	Jeff Carpenter.....	Punter
	Brandon Jamison.....	Linebacker
	Kelvin Morris.....	Linebacker
	Odell Willis.....	Defensive Lineman
2006	James Kennebrew.....	Running Back
	John Perkins.....	Linebacker
	Odell Willis.....	Defensive Lineman
2007	Jared Guberman.....	Kicker
2011	Denarius Appling.....	Return Specialist
2012	Daniel Youssif.....	Tight End

	Jordan Ritchey.....	Center
	Juan Pickett.....	Defensive Lineman
	Kelly Dawsey.....	Defensive Back
2013	Brandon White.....	Offensive Tackle
	Garrison Ushery.....	Offensive Guard
	William Wright.....	Offensive Guard
	Tyrell Adams.....	Linebacker
	Derrick Seward.....	Return Specialist
	Chase Penland.....	Long Snapper
2014	Garrison Ushery.....	Offensive Guard
	Quincy Awa-Dubose.....	Center
	Darius Caldwell.....	Defensive End
	Tyrell Adams.....	Linebacker
	James Dugan.....	Punter
	Denarius Appling.....	Return Specialist
2015	Devontae Jackson.....	All-Purpose Back
	Shaq Hall.....	Wide Receiver
	Dominique Robertson.....	Offensive Tackle
	Orion Awa-Dubose.....	Offensive Guard
	Alex Armah.....	Defensive Lineman
	Dylan Donahue.....	Defensive Lineman
	Hunter Heck.....	Kicker
	Marcus Sayles.....	Kick Blocker
	Curtis Lindsay.....	Special Teams Utility
2016	Lamaricus Franks.....	Running Back
	Austin Kastl.....	Offensive Tackle
	Quentin Stanford.....	Offensive Guard
	Harley Vaughan.....	Center
	Alex Armah.....	Defensive Line
	Dylan Donahue.....	Defensive Line
	Chris Harthone.....	Linebacker
	Jordan Ikner.....	Punter
2017	Curtis Lindsay.....	Special Teams Utility
	Devontae Jackson.....	Running Back
	Shaq Roland.....	Wide Receiver
	Desmond Harrison.....	Offensive Tackle
	Harley Vaughan.....	Center
2018	Devontae Jackson.....	Running Back
	Malik Henry.....	Wide Receiver
	Quentin Stanford.....	Offensive Tackle
	Chad Price.....	Defensive Lineman
	Korie Rogers.....	Linebacker
	Montrell Pardue.....	Defensive Back
	Omar Cervantes.....	Kicker
	LaPerion Perry.....	Return Specialist
	Tevin Isom.....	Special Teams Utility
2019	John Hurst.....	Wide Receiver
	Auzoyah Alufohai.....	Defensive Lineman
	Korie Rogers.....	Linebacker
	Latrell Gibbs.....	Defensive Back
2021	Mechane Slade.....	Wide Receiver
	Ben Walters.....	Offensive Lineman
	Deontae Overstreet.....	Defensive Back
	Omar Cervantes.....	Kicker
2022	Jaxton Carson.....	Running Back
	Marzavion Dix.....	Defensive Lineman
	Deontae Overstreet.....	Defensive Back
	Robert Carter.....	Defensive Back
2023	David Bodden.....	Center
	Terrill Cole.....	Wide Receiver
	Rajaez Mosley.....	Running Back
	Xavier Robinson.....	Linebacker
	Deontae Overstreet.....	Defensive Back
	Jaevon West.....	Special Teams Utility



Three-time All-GSC selection, **NATE COGGINS** racked up 416 career tackles from 1998-2001, and still holds the all-time mark for career tackles



Running back **DEVONTAE JACKSON** was a three-time First Team All-GSC Selection as he became the UWG career leader in rushing yards and all-purpose yards.



ALL-TIME OVERALL RECORDS

YEAR-BY-YEAR

YEAR	OVR.	CONF.	FINISH	COACH	NOTES
1981	9-1	--	--	Bobby Pate	First Year of NCAA Football
1982	12-0	--	--	Bobby Pate	Division III National Champions
1983	4-6	1-5	9th	Bobby Pate	First Year in Division II
1984	3-8	1-7	9th	Bobby Pate	
1985	5-5	3-5	8th	Frank Vohun	
1986	4-7	2-6	8th	Frank Vohun	
1987	2-9	1-7	9th	Frank Vohun	
1988	4-6	3-5	6th	Frank Vohun	
1989	4-7	3-5	7th	Mac McWhorter	
1990	1-10	0-8	9th	Ron Jurney	
1991	6-5	2-4	5th	Ron Jurney	
1992	5-6	2-4	7th	Ron Jurney	
1993	4-6	4-3	3rd	Charlie Fisher	
1994	7-3	4-3	4th	Charlie Fisher	
1995	8-2	7-1	2nd	Charlie Fisher	Division II Playoffs
1996	9-2	5-2	2nd	Charlie Fisher	Division II Playoffs
1997	8-2	6-1	1st	Charlie Fisher	
1998	10-2	8-1	1st	Glenn Spencer	Division II Playoffs
1999	8-3	7-2	3rd	Glenn Spencer	
2000	10-2	8-1	1st	Glenn Spencer	Division II Playoffs
2001	8-3	6-3	4th	Gary Otten	
2002	3-8	1-8	12th	Mike Ledford	
2003	2-9	1-8	11th	Mike Ledford	
2004	2-7	2-6	9th	Mike Ledford	
2005*	7-4	7-2	3rd	Mike Ledford	
2006*	1-9	1-7	10th	Mike Ledford	
2007*	2-9	1-7	10th	Mike Ledford	
2008	0-10	0-8	11th	Daryl Dickey	
2009	1-9	1-7	11th	Daryl Dickey	

YEAR	OVR.	CONF.	FINISH	COACH	NOTES
2010	3-7	2-6	10th	Daryl Dickey	
2011	6-4	2-2	4th	Daryl Dickey	
2012	3-7	1-4	5th	Daryl Dickey	
2013	6-5	3-3	5th	Daryl Dickey	
2014	12-3	5-2	3rd	Will Hall	Super Region 2 Champions
2015	12-2	6-1	1st	Will Hall	Super Region 2 Champions
2016	7-4	4-4	5th	Will Hall	
2017	9-4	5-3	2nd	David Dean	Division II Playoffs
2018	10-2	7-1	2nd	David Dean	Division II Playoffs
2019	6-5	4-4	4th	David Dean	
2021	9-3	5-2	3rd	David Dean	Division II Playoffs
2022	8-2	5-2	3rd	David Dean	
2023	6-4	5-3	4th	David Dean	

ALL-TIME COACHING RECORDS

COACH	OVERALL	GSC	PERCENTAGE	YEARS
David Dean	48-20	31-15	.706	2017-2023
Charlie Fisher	36-15	26-10	.706	1993-1997
Will Hall	31-9	15-7	.775	2014-2016
Glenn Spencer	28-7	23-4	.800	1998-2000
Bobby Pate	28-15	2-12	.651	1981-1984
Daryl Dickey	19-42	9-30	.311	2008-2013
Mike Ledford	17-22	13-38	.436	2002-2007
Frank Vohun	15-27	9-23	.357	1985-1988
Ron Jurney	12-21	4-16	.364	1990-1992
Gary Otten	8-3	6-3	.727	2001
Mac McWhorter	4-7	3-5	.363	1989





SEASON-BY-SEASON RESULTS

THE BOBBY PATE ERA | 4 YEARS | 28-15

1981 • (9-1)

DATE	OPPONENT	W/L	UWG	OPP
9/19	at Miles	W	37	14
9/26	Baptist	W	41	0
10/3	Millsaps	W	6	3
10/10	at Hampden-Sydney	W	27	15
10/17	at Centre	W	37	25
10/24	Randolph-Macon	W	42	13
10/31	Central Florida	W	20	6
11/7	at Morehouse	W	35	21
11/14	at Maryville	W	41	17
11/21	Widener	L	3	10

1982 • (12-0)

DATE	OPPONENT	W/L	UWG	OPP
9/18	Miles	W	38	6
9/25	Baptist	W	45	0
10/2	at Millsaps	W	41	6
10/9	Hampden-Sydney	W	48	0
10/16	Knoxville	W	45	3
10/23	at Randolph-Macon	W	34	0
10/30	at Central Florida	W	41	7
11/6	Morehouse	W	42	6
11/13	Maryville	W	45	13
11/20	Widener	W	31	24
11/27	Bishop	W	27	6
12/4	Augustana	W	14	0

1983 • (4-6)

DATE	OPPONENT	W/L	UWG	OPP
9/10	Gardner-Webb	W	23	8
9/17	at Delta State	L	3	35
9/24	Jacksonville State	L	0	38
10/1	Tennessee-Martin	W	20	18
10/8	at West Alabama	L	14	28
10/22	at Valdosta State	L	13	20
10/29	Newberry	W	45	33
11/5	at Morehouse	L	10	13
11/12	North Alabama	L	7	49
11/19	at Liberty	W	28	7

1984 • (3-8)

DATE	OPPONENT	W/L	UWG	OPP
9/8	at Gardner-Webb	L	5	14
9/15	Samford	W	41	6
9/22	at Jacksonville State	L	15	24
9/29	Troy	L	10	41
10/6	at West Alabama	L	34	38
10/13	Liberty	W	52	31
10/20	Valdosta State	L	13	20
10/27	at Mississippi College	L	24	52
11/3	Delta State	L	0	52
11/10	at North Alabama	L	3	24
11/17	Tennessee-Martin	W	33	16

THE FRANK VOHUN ERA | 4 YEARS | 15-27

1985 • (5-5)

DATE	OPPONENT	W/L	UWG	OPP
9/7	at Liberty	W	10	7
9/14	Miles	W	62	0
9/28	Jacksonville State	L	14	35
10/5	at Troy	L	0	42
10/12	West Alabama	W	24	14
10/26	at Valdosta State	L	12	49
11/2	Mississippi College	W	30	28
11/9	at Delta State	L	20	25
11/16	North Alabama	L	14	19
11/23	at Tennessee-Martin	W	21	14

1986 • (4-7)

DATE	OPPONENT	W/L	UWG	OPP
9/6	Liberty	W	21	17
9/13	at Central Florida	L	21	34
9/20	Clark	W	10	7
9/27	at Jacksonville State	L	34	52
10/4	Troy	L	21	34
10/11	West Alabama	L	17	28
10/25	Valdosta State	L	26	41
11/1	at Mississippi College	L	14	30
11/8	Delta State	L	27	42
11/15	at North Alabama	W	37	35
11/22	Tennessee-Martin	W	39	33

1987 • (2-9)

DATE	OPPONENT	W/L	UWG	OPP
9/12	Georgia Southwestern	L	6	7
9/19	Clark	W	21	0
9/26	Jacksonville State	L	6	17
10/3	at Troy	L	6	44
10/10	West Alabama	L	14	17
10/17	at Central Florida	L	14	52
10/24	at Valdosta State	L	14	49
10/31	Mississippi College	L	7	37
11/7	at Delta State	L	9	40
11/14	North Alabama	W	23	13
11/21	at Tennessee-Martin	L	12	17

1988 • (4-6)

DATE	OPPONENT	W/L	UWG	OPP
9/10	at Central Florida	L	14	33
9/17	at Jacksonville State	L	0	30
9/24	Troy	L	3	38
10/1	at West Alabama	W	13	0
10/8	Samford	W	17	14
10/15	Valdosta State	L	14	17
10/22	at Mississippi College	L	8	10
10/29	Delta State	W	33	28
11/5	at North Alabama	W	16	0
11/12	Tennessee-Martin	L	12	38

THE MAC McWHORTER ERA | 1 YEAR | 4-7

1989 • (4-7)

DATE	OPPONENT	W/L	UWG	OPP
9/2	at Wofford	W	17	16
9/9	at Georgia Southern	L	7	48
9/16	Jacksonville State	L	6	38
9/23	at Troy	W	28	14
9/30	West Alabama	W	36	14
10/7	at Samford	L	3	28
10/14	at Valdosta State	L	16	34
10/21	Mississippi College	L	6	48
10/28	at Delta State	L	21	27
11/4	North Alabama	L	17	27
11/11	at Tennessee-Martin	W	7	36

THE RON JOURNEY ERA | 3 YEARS | 12-21

1990 • (1-10)

DATE	OPPONENT	W/L	UWG	OPP
9/1	at Miles	W	49	0
9/8	at Troy	L	7	28
9/15	at Jacksonville State	L	9	44
9/22	American International	L	35	41
9/29	at West Alabama	L	27	33
10/6	Wofford	L	25	27
10/13	Valdosta State	L	2	37
10/22	at Mississippi College	L	17	44
10/27	Delta State	L	9	28
11/3	at North Alabama	L	7	45
11/10	Tennessee-Martin	L	20	24

1991 • (6-5)

DATE	OPPONENT	W/L	UWG	OPP
9/7	Alma	W	55	0
9/13	at Troy	L	10	13
9/21	at Jacksonville State	L	24	50
9/27	Clark Atlanta	W	42	28
10/5	West Alabama	L	21	32
10/12	at Wofford	W	49	42
10/19	at Valdosta State	L	37	38
10/26	Mississippi College	L	21	49
11/2	at Delta State	W	20	15
11/9	North Alabama	W	28	26
11/16	at Lane	W	56	8

1992 • (5-6)

DATE	OPPONENT	W/L	UWG	OPP
9/5	at Samford	L	16	44
9/12	Livingstone	W	18	12
9/19	Jacksonville State	L	10	17
9/26	at Clark Atlanta	L	26	28
10/3	at West Alabama	W	47	13
10/10	at Mississippi College	L	38	45
10/17	Valdosta State	W	42	28
10/24	Knoxville	W	38	6
10/31	Delta State	L	35	36
11/7	at North Alabama	L	7	19
11/14	Lane	W	62	0

THE CHARLIE FISHER ERA | 5 YEARS | 36-15

1993 • (4-6)

DATE	OPPONENT	W/L	UWG	OPP
9/4	at Elon	L	11	25
9/11	at Tennessee-Martin	L	14	20
9/18	Albany State	L	14	24
9/25	Central Arkansas	L	23	26
10/2	Harding	L	19	22
10/9	at West Alabama	W	27	22
10/16	Valdosta State	W	23	16
10/30	at Mississippi College	W	27	25
11/6	Delta State	W	27	7
11/13	at North Alabama	L	14	41

1994 • (7-3)

DATE	OPPONENT	W/L	UWG	OPP
9/3	Elon	W	29	24
9/10	at Georgia Southern	W	15	14
9/17	at Albany State	W	33	0
9/24	at Central Arkansas	L	10	55
10/1	Union	W	38	7
10/8	West Alabama	W	55	21
10/15	at Valdosta State	L	33	49
10/29	Mississippi College	W	24	23
11/5	at Delta State	W	32	20
11/12	North Alabama	L	37	25

1995 • (8-3)

DATE	OPPONENT	W/L	UWG	OPP
8/31	at Elon	W	35	16
9/9	at Jacksonville State	L	22	25
9/23	Southern Arkansas	W	28	0
9/30	Delta State	W	20	14
10/7	at North Alabama	L	19	34
10/14	Mississippi College	W	30	15
10/21	Arkansas-Monticello	W	40	7
10/28	at West Alabama	W	31	7
11/4	at Henderson State	W	16	10
11/11	Valdosta State	W	44	6
11/18	Carson-Newman	L	26	37



SEASON-BY-SEASON RESULTS

1996 • (9-3)

DATE	OPPONENT	W/L	UWG	OPP
8/31	at Newberry	W	10	7
9/7	at Jacksonville State	W	30	10
9/14	Arkansas-Monticello	W	48	21
9/21	Elon	W	48	21
9/28	Henderson State	L	13	20
10/5	Tusculum	W	69	0
10/12	at Central Arkansas	W	30	7
10/26	Delta State	L	51	34
11/2	at West Alabama	W	47	23
11/9	North Alabama	W	32	31
11/16	at Valdosta State	W	42	21
11/23	at Carson-Newman	L	7	41

1997 • (8-2)

DATE	OPPONENT	W/L	UWG	OPP
8/28	at North Dakota State	L	14	31
9/6	Mars Hill	W	37	12
9/13	at Arkansas-Monticello	W	37	12
9/20	NC Central	W	27	0
9/27	at Henderson State	W	36	18
10/11	Central Arkansas	W	17	13
10/25	at Delta State	W	28	9
11/1	West Alabama	W	48	15
11/8	at North Alabama	L	18	21
11/15	Valdosta State	W	35	21

THE GLENN SPENCER ERA | 3 YEARS | 28-7

1998 • (10-2)

DATE	OPPONENT	W/L	UWG	OPP
8/28	Presbyterian	W	24	21
9/5	at Mars Hill	W	37	0
9/12	Arkansas-Monticello	W	59	14
9/19	at Central Arkansas	W	35	21
9/26	Southern Arkansas	W	17	13
10/10	North Alabama	W	24	17
10/17	at West Alabama	W	30	3
10/24	at Delta State	L	10	34
10/31	Henderson State	W	54	3
11/7	at Arkansas Tech	W	14	7
11/14	Valdosta State	W	26	13
11/21	at Carson-Newman	L	30	20

1999 • (8-3)

DATE	OPPONENT	W/L	UWG	OPP
9/4	at Presbyterian	L	40	41
9/11	at Arkansas-Monticello	W	20	10
9/18	Central Arkansas	W	38	14
9/25	at Southern Arkansas	L	24	29
10/2	Morehead State	W	34	28
10/9	at North Alabama	W	21	7
10/16	West Alabama	W	20	6
10/23	Delta State	W	42	31
10/30	at Henderson State	W	33	13
11/6	Arkansas Tech	L	23	41
11/13	at Valdosta State	W	23	16

2000 • (10-2)

DATE	OPPONENT	W/L	UWG	OPP
9/2	Presbyterian	W	45	14
9/9	at Albany State	W	28	0
9/16	Henderson State	W	38	14
9/23	Arkansas Tech	W	34	17
9/30	at Arkansas-Monticello	W	31	21
10/7	Southern Arkansas	W	38	28
10/14	at West Alabama	W	31	10
10/21	at Ouachita Baptist	W	38	10
10/28	Harding	W	35	13
11/4	at North Alabama	W	35	28
11/11	Valdosta State	L	45	35
11/18	at Catawba	L	24	28

THE GARY OTTEN ERA | 1 YEAR | 8-3

2001 • (8-3)

DATE	OPPONENT	W/L	UWG	OPP
9/1	at Presbyterian	W	35	34
9/8	Albany State	W	29	13
9/15	at Henderson State	W	33	14
9/22	at Arkansas Tech	L	15	20
9/29	Arkansas-Monticello	W	25	7
10/6	at Southern Arkansas	W	37	26
10/13	West Alabama	W	35	14
10/20	Ouachita Baptist	W	30	3
10/27	at Harding	L	31	43
11/3	North Alabama	W	49	0
11/10	at Valdosta State	L	6	31

THE MIKE LEDFORD ERA | 6 YEARS | 18-45

2002 • (3-8)

DATE	OPPONENT	W/L	UWG	OPP
9/7	Presbyterian	W	37	35
9/14	at Albany State	W	32	29
9/21	at Southern Arkansas	L	21	42
9/28	Henderson State	W	3	44
10/5	at Delta State	L	21	27
10/12	Harding	L	0	13
10/19	at West Alabama	L	32	35
10/26	at Arkansas Tech	L	12	14
11/2	Central Arkansas	L	33	49
11/9	at North Alabama	L	26	36
11/16	Valdosta State	L	3	19

2003 • (3-8)

DATE	OPPONENT	W/L	UWG	OPP
9/6	at Presbyterian	W	21	14
9/13	Albany State	L	7	34
9/20	Southern Arkansas	L	6	52
9/27	at Henderson State	W	38	35
10/4	Delta State	L	7	61
10/11	at Harding	L	21	25
10/18	West Alabama	W	38	35
10/25	Arkansas Tech	L	9	38
11/1	at Central Arkansas	L	6	48
11/8	North Alabama	L	21	48
11/15	at Valdosta State	L	17	30

2004 • (2-7)

DATE	OPPONENT	W/L	UWG	OPP
9/4	Carson-Newman	L	24	38
9/11	at Harding	L	21	28
9/25	at Arkansas-Monticello	L	27	31
10/2	Arkansas Tech	L	14	28
10/9	at West Alabama	W	38	20
10/16	at Southern Arkansas	L	38	45
10/23	Henderson State	L	21	28
10/30	at North Alabama	W	38	21
11/6	Valdosta State	L	12	35

2005 • (7-4)

DATE	OPPONENT	W/L	UWG	OPP
8/27	at Presbyterian	L	13	48
9/1	Carson-Newman	L	10	14
9/10	Harding	W	23	21
9/17	at Ouachita Baptist	W	34	23
9/24	Arkansas-Monticello	W	58	21
10/1	at Arkansas Tech	L	9	14
10/8	West Alabama	W	41	0
10/15	Southern Arkansas	W	31	14
10/22	at Henderson State	W	38	12
10/29	North Alabama	L	19	20
11/5	at Valdosta State	W	29	15

2006 • (1-9)

DATE	OPPONENT	W/L	UWG	OPP
8/26	Presbyterian	L	0	10
9/9	at Furman	L	7	24
9/16	at Arkansas Tech	L	21	28
9/30	at Henderson State	L	9	16
10/7	Harding	L	16	34
10/12	at West Alabama	L	14	24
10/21	at Arkansas-Monticello	W	20	14
10/28	Delta State	L	7	21
11/4	North Alabama	L	12	26
11/9	Valdosta State	L	13	38

2007 • (2-9)

DATE	OPPONENT	W/L	UWG	OPP
9/1	at Clark Atlanta	W	23	11
9/8	at Georgia Southern	L	21	45
9/15	Arkansas Tech	L	35	52
9/22	at Newberry	L	9	64
9/29	Henderson State	L	34	37
10/4	at Harding	L	31	49
10/13	West Alabama	W	30	28
10/20	Arkansas Monticello	L	32	35
10/27	at Delta State	L	9	41
11/3	at North Alabama	L	17	65
11/8	at Valdosta State	L	10	35

THE DARYL DICKEY ERA | 6 YEARS | 19-42

2008 • (0-10)

DATE	OPPONENT	W/L	UWG	OPP
8/28	at Samford	L	19	21
9/6	Clark Atlanta	L	3	28
9/13	at Ouachita Baptist	L	17	41
9/20	North Alabama	L	0	53
10/4	Henderson State	L	10	49
10/9	at Arkansas-Monticello	L	3	34
10/18	Arkansas Tech	L	24	29
10/25	at West Alabama	L	10	48
10/30	at Valdosta State	L	41	14
11/8	Delta State	L	10	68

2009 • (1-9)

DATE	OPPONENT	W/L	UWG	OPP
8/29	at Wingate	L	17	38
9/5	Lambuth	L	20	27
9/12	Ouachita Baptist	L	14	48
9/19	at North Alabama	L	7	55
10/3	at Henderson State	L	0	54
10/8	Arkansas Monticello	L	3	34
10/17	at Arkansas Tech	L	30	62
10/24	West Alabama	W	10	9
10/29	Valdosta State	L	20	31
11/7	at Delta State	L	7	48

2010 • (0-10)

DATE	OPPONENT	W/L	UWG	OPP
8/28	Wingate	L	7	10
9/4	Concordia	W	24	20
9/16	Harding	W	28	21
9/23	at West Alabama	L	7	28
10/2	Southern Arkansas	W	31	17
10/9	North Alabama	L	10	17
10/16	at Arkansas-Monticello	L	24	31
10/23	Delta State	L	34	54
11/6	at Valdosta State	L	13	31
11/13	at Henderson State	L	6	40



SEASON-BY-SEASON RESULTS

2011 • (6-4)

DATE	OPPONENT	W/L	UWG	OPP
9/3	at Tusculum	L	10	20
9/15	Miles	W	23	20
9/24	Arkansas-Monticello	W	21	5
10/1	Henderson State	L	30	50
10/8	at Harding	W	41	24
10/15	St. Augustine	W	23	21
10/20	West Alabama	L	23	35
10/29	at Valdosta State	W	23	20
11/5	at North Alabama	L	3	28
11/12	Delta State	W	39	35

2012 • (3-7)

DATE	OPPONENT	W/L	UWG	OPP
9/1	Point	W	55	3
9/8	Tusculum	W	38	29
9/15	at Miles	L	37	44
9/29	at West Alabama	L	20	24
10/6	Valdosta State	L	7	42
10/13	at Delta State	L	24	33
10/18	North Alabama	W	38	23
10/27	West Texas A&M	L	28	52
11/3	Shorter	L	20	24
11/10	at Midwestern State	L	17	35

2013 • (6-5)

DATE	OPPONENT	W/L	UWG	OPP
9/7	at Mars Hill	W	31	21
9/14	Miles	W	31	7
9/21	Midwestern State	L	28	38
9/28	at Shorter	W	31	14
10/5	Point	W	49	3
10/12	at North Alabama	L	21	38
10/19	Valdosta State	L	30	35
10/26	at West Alabama	L	14	45
10/31	Florida Tech	W	28	14
11/9	at West Texas A&M	L	23	63
11/14	Delta State	W	38	20

THE WILL HALL ERA | 3 YEARS | 31-9

2014 • (12-3)

DATE	OPPONENT	W/L	UWG	OPP
9/6	Mars Hill	W	38	26
9/13	at Miles	W	26	0
9/20	Johnson C. Smith	W	49	0
9/27	at Clark Atlanta	W	42	2
10/4	West Alabama	W	26	17
10/11	at Valdosta State	L	6	40
10/18	Delta State	W	24	16
10/25	at North Alabama	L	28	31
11/1	Mississippi College	W	55	14
11/8	Florida Tech	W	49	35
11/15	at Shorter	W	31	17
11/22	at Tuskegee	W	20	17
11/29	at Delta State	W	37	27
12/6	at Valdosta State	W	31	17
12/13	at Colorado State-Pueblo	L	7	10

2015 • (12-2)

DATE	OPPONENT	W/L	UWG	OPP
9/5	at Catawba	W	44	13
9/12	Miles	W	33	7
9/19	Fayetteville State	W	57	27
9/26	Clark Atlanta	W	56	0
10/3	at West Alabama	W	32	14
10/10	Valdosta State	W	49	28
10/17	at Delta State	W	28	7
10/24	North Alabama	W	31	10
10/31	at Mississippi College	W	38	21
11/7	at Florida Tech	L	26	28
11/14	Shorter	W	35	9

11/28	Valdosta State	W	27	20
12/5	Tuskegee	W	35	6
12/12	Northwest Missouri State	L	23	38

2016 • (7-4)

DATE	OPPONENT	W/L	UWG	OPP
9/3	Catawba	W	23	3
9/10	at Miles	W	29	0
9/17	Delta State	W	34	24
9/24	at Albany State	W	27	23
10/1	at North Alabama	L	23	24
10/8	at Valdosta State	L	38	27
10/15	West Alabama	L	7	31
10/22	Mississippi College	W	31	23
10/29	at Shorter	W	44	0
11/5	Florida Tech	L	21	45
11/12	at West Florida	W	69	0

THE DAVID DEAN ERA | 7 YEARS | 48-20

2017 • (9-4)

DATE	OPPONENT	W/L	UWG	OPP
8/31	Fort Valley State	W	34	9
9/9	Miles	W	45	7
9/16	at Delta State	L	7	17
9/23	Albany State	W	48	16
9/30	North Alabama	W	37	23
10/7	Valdosta State	W	42	13
10/14	at West Alabama	L	31	34
10/21	at Mississippi College	W	28	0
10/26	Shorter	W	42	6
11/4	at Florida Tech	W	20	13
11/11	West Florida	L	29	34
11/18	at Virginia State	W	35	9
11/25	West Florida	L	14	17

2018 • (10-2)

DATE	OPPONENT	W/L	UWG	OPP
9/1	Catawba	W	34	3
9/8	Limestone	W	42	14
9/15	at Albany State	W	45	21
9/22	Florida Tech	W	30	21
9/29	at Shorter	W	58	27
10/6	North Greenville	W	31	7
10/13	at West Florida	W	27	7
10/20	West Alabama	W	27	25
10/27	at Mississippi College	W	36	21
11/3	Delta State	W	29	17
11/10	at Valdosta State	L	31	47
11/17	Wingate	L	31	41

2019 • (6-5)

DATE	OPPONENT	W/L	UWG	OPP
9/7	at Catawba	W	37	9
9/14	at Limestone	W	24	14
9/21	Albany State	L	14	26
9/28	at Florida Tech	L	10	44
10/5	Shorter	W	44	34
10/12	at North Greenville	W	42	21
10/19	West Florida	L	2	30
10/26	at West Alabama	W	33	17
11/2	Mississippi College	W	35	21
11/9	at Delta State	L	20	35
11/16	Valdosta State	L	14	42

2020 • (0-0)

NO SEASON DUE TO COVID-19

2021 • (9-3)

DATE	OPPONENT	W/L	UWG	OPP
9/2	at Carson-Newman	W	45	7
9/11	Morehouse	W	47	0
9/18	Delta State	W	27	26

9/25	at Shorter	W	56	0
10/2	West Alabama	L	20	38
10/9	at Mississippi College	W	40	21
10/16	at West Florida	W	30	26
10/23	North Greenville	W	34	12
10/30	at Valdosta State	L	34	36
11/13	Delta State	W	44	7
11/20	at Albany State	W	23	7
11/27	at Valdosta State	L	35	66

2022 • (8-2)

DATE	OPPONENT	W/L	UWG	OPP
9/1	Carson-Newman	W	38	7
9/10	at Morehouse	W	42	0
9/24	at West Alabama	W	22	7
10/1	Mississippi College	L	38	39
10/8	West Florida	L	28	42
10/15	at North Greenville	W	38	35
10/22	Valdosta State	W	54	17
10/29	Shorter	W	49	14
11/5	at Delta State	W	52	42
11/12	at North Greenville	W	43	36

2023 • (6-4)

DATE	OPPONENT	W/L	UWG	OPP
8/31	Limestone	W	21	19
9/9	at Texas A&M-Kingsville	L	20	17
9/16	at Mississippi College	W	38	35
9/23	at West Florida	L	21	49
10/7	West Alabama	W	24	6
10/14	Chowan	W	35	24
10/21	North Greenville	W	38	14
10/26	at Shorter	W	41	35
11/4	Delta State	L	13	47
11/11	at Valdosta State	L	28	58



AGAINST ALL OPPONENTS

OPPONENT	WIN	LOSS	FIRST MTG.	LAST MTG.	OPPONENT	WIN	LOSS	FIRST MTG.	LAST MTG.	OPPONENT	WIN	LOSS	FIRST MTG.	LAST MTG.
Hampden-Sydney	2	0	1981	1982	Randolph-Macon	2	0	1981	1982	Albany State	8	3	1993	2021
Harding	4	7	1993	2011	Samford	2	3	1984	2008	Alma	1	0	1991	1991
Henderson State	8	9	1995	2011	Shorter	10	1	2012	2023	American International	0	1	1990	1990
Jacksonville State	1	11	1983	1996	Southern Arkansas	6	4	1995	2010	Arkansas-Monticello	10	5	1995	2011
Johnson C. Smith	1	0	2014	2014	St. Augustine	1	0	2011	2011	Arkansas Tech	2	10	1998	2009
Knoxville	2	0	1982	1992	Tennessee-Martin	5	4	1983	1993	Augustana	1	0	1982	1982
Lambuth	0	1	2009	2009	Texas A&M-Kingsville	0	1	2023	2023	Baptist	2	0	1981	1982
Lane	2	0	1991	1992	Troy	1	7	1984	1991	Bishop	1	0	1982	1982
Liberty	4	0	1983	1986	Tusculum	2	1	1996	2012	Carson-Newman	2	5	1995	2022
Limestone	3	0	2018	2023	Tuskegee	2	0	2014	2015	Catawba	4	1	2000	2019
Livingstone	1	0	1992	1992	Union	1	0	1994	1994	Central Arkansas	4	4	1993	2003
Mars Hill	4	0	1997	2014	Valdosta State	14	29	1983	2023	Central Florida	2	3	1981	1988
Midwestern State	0	2	2012	2013	Virginia State	1	0	2017	2017	Centre	1	0	1981	1981
Miles	10	1	1981	2017	West Alabama	24	16	1983	2023	Chowan	1	0	2023	2023
Millsaps	2	0	1981	1982	West Florida	3	5	2016	2023	Clark Atlanta	6	2	1986	2015
Mississippi College	12	9	1984	2023	West Texas A&M	0	2	2012	2013	Colorado State-Pueblo	0	1	2014	2014
Morehead State	1	0	1999	1999	Widener	1	1	1981	1982	Concordia	1	0	2010	2010
Morehouse	4	1	1981	2022	Wingate	0	3	2009	2018	Delta State	17	21	1983	2023
North Carolina Central	1	0	1997	1997	Wofford	2	1	1989	1991	Elon	3	1	1993	1996
Newberry	2	1	1983	2007						Fayetteville State	1	0	2015	2015
North Alabama	13	22	1983	2017						Florida Tech	4	3	2013	2019
North Dakota State	0	1	1997	1997						Fort Valley State	1	0	2017	2017
North Greenville	6	0	2018	2023						Georgia Southwestern	0	1	1987	1987
Northwest Missouri State	0	1	2015	2015						Gardner-Webb	1	1	1983	1984
Ouachita Baptist	3	2	2000	2009						Georgia Southern	1	2	1989	2007
Point	2	0	2012	2013										
Presbyterian	5	3	1998	2006										





VS. 2024 OPPONENTS



SHORTER

West Georgia leads the series 10-1

DATE	SITE	RESULT
Nov. 3, 2012	Carrollton, Ga.	L, 24-20
Sept. 28, 2013	Rome, Ga.	W, 31-14
Nov. 15, 2014	Rome, Ga.	W, 31-17
Nov. 14, 2015	Carrollton, Ga.	W, 35-9
Oct. 29, 2016	Rome, Ga.	W, 44-0
Oct. 26, 2017	Carrollton, Ga.	W, 42-6
Sept. 29, 2018	Rome, Ga.	W, 58-27
Oct. 5, 2019	Carrollton, Ga.	W, 44-34
Sept. 25, 2021	Rome, Ga.	W, 56-0
Oct. 29, 2022	Carrollton, Ga.	W, 49-14
Oct. 26, 2023	Rome, Ga.	W, 41-35

SOUTHERN UTAH

First Meeting

LINCOLN (GA)

First Meeting

TARLETON STATE

First Meeting

UTAH TECH

First Meeting

SAMFORD

Samford leads the series 3-2

DATE	SITE	RESULT
Sept. 15, 1984	Carrollton, Ga.	W, 41-6
Oct. 8, 1988	Carrollton, Ga.	W, 17-14
Oct. 7, 1989	Homewood, Ala.	L, 28-3
Sept. 5, 1992	Homewood, Ala.	L, 44-16
Aug. 28, 2008	Homewood, Ala.	L, 21-19

ABILENE CHRISTIAN

First Meeting

EASTERN KENTUCKY

First Meeting

NORTH ALABAMA

North Alabama leads the series 22-13

DATE	SITE	RESULT
Nov. 12, 1983	Carrollton, Ga.	L, 49-7
Nov. 10, 1984	Florence, Ala.	L, 24-3
Nov. 16, 1985	Carrollton, Ga.	L, 19-14
Nov. 15, 1986	Florence, Ala.	W, 37-35
Nov. 14, 1987	Carrollton, Ga.	W, 23-13
Nov. 5, 1988	Florence, Ala.	W, 16-0
Nov. 4, 1989	Carrollton, Ga.	L, 27-17
Nov. 3, 1990	Florence, Ala.	L, 45-7
Nov. 9, 1991	Carrollton, Ga.	W, 28-26
Nov. 7, 1992	Florence, Ala.	L, 19-7
Nov. 13, 1993	Florence, Ala.	L, 41-14
Nov. 12, 1994	Carrollton, Ga.	L, 37-25
Oct. 7, 1995	Florence, Ala.	L, 34-19
Nov. 9, 1996	Carrollton, Ga.	W, 32-21
Nov. 8, 1997	Florence, Ala.	L, 21-18
Oct. 10, 1998	Carrollton, Ga.	W, 24-17
Oct. 9, 1999	Florence, Ala.	W, 21-17

Nov. 4, 2000	Florence, Ala.	W, 35-28
Nov. 2, 2001	Carrollton, Ga.	W, 49-0
Nov. 9, 2002	Florence, Ala.	L, 36-26
Nov. 8, 2003	Carrollton, Ga.	L, 48-21
Oct. 30, 2004	Florence, Ala.	W, 28-21
Oct. 29, 2005	Carrollton, Ga.	L, 20-19
Nov. 4, 2006	Carrollton, Ga.	L, 26-21
Nov. 3, 2007	Florence, Ala.	L, 65-17
Sept. 20, 2008	Carrollton, Ga.	L, 53-0
Sept. 19, 2009	Florence, Ala.	L, 55-7
Oct. 9, 2010	Carrollton, Ga.	L, 17-10
Nov. 5, 2011	Florence, Ala.	L, 28-3
Oct. 18, 2012	Carrollton, Ga.	W, 38-23
Oct. 12, 2013	Florence, Ala.	L, 38-21
Oct. 25, 2014	Florence, Ala.	L, 31-28
Oct. 24, 2015	Carrollton, Ga.	W, 31-10
Oct. 1, 2016	Florence, Ala.	L, 24-23
Sept. 30, 2017	Carrollton, Ga.	W, 37-23

AUSTIN PEAY

First Meeting

CENTRAL ARKANSAS

Series is tied 4-4

DATE	SITE	RESULT
Sept. 25, 1993	Carrollton, Ga.	L, 26-23
Sept. 24, 1994	Conway, Ark.	L, 55-10
Oct. 12, 1996	Conway, Ark.	W, 30-7
Oct. 11, 1997	Carrollton, Ga.	W, 17-13
Sept. 19, 1998	Conway, Ark.	W, 35-21
Sept. 18, 1999	Carrollton, Ga.	W, 38-14
Nov. 2, 2002	Carrollton, Ga.	L, 49-33
Nov. 1, 20023	Conway, Ark.	L, 48-6



INDIVIDUAL RUSHING RECORDS

RUSHING ATTEMPTS

GAME	YARDS	ATTEMPTS	OPPONENT	YEAR
1.	37	Stevie Young	vs. Mississippi College	1985
2.	36	Felix Addo	vs. Delta State	1994
3.	35	Brooks Benton	vs. West Alabama	1988
	35	Devontae Jackson	vs. West Alabama	2018
5.	34	Seth Hinsley	vs. Shorter	2014
6.	31	Brandon Glover	vs. West Alabama	2003
7.	31	Jaxton Carson	vs. West Florida	2022
	31	Michael Alexis	vs. North Alabama	2004
9.	30	Rendell Jackson	vs. Mississippi College	1995
	30	Steve Duncan	vs. Valdosta State	1998
	30	Devontae Jackson	vs. Virginia State	2017

SEASON

1.	258	Seth Hinsley	(1,432 yards)	2014
2.	217	Devontae Jackson	(1,175 yards)	2017
3.	215	Devontae Jackson	(1,320 yards)	2018
4.	211	Nick Price	(1,409 yards)	2000
5.	207	Michael Alexis	(1,232 yards)	2004
6.	200	Nick Price	(1,193 yards)	2001
	200	Felix Addo	(1,276 yards)	1994
8.	196	Brooks Benton	(856 yards)	1988
9.	194	Steve Duncan	(1,030 yards)	1998
10.	188	Mark Evans	(1,014 yards)	1992

CAREER

1.	673	Devontae Jackson	(4,046 yards)	2015-18
2.	603	Stevie Young	(2,826 yards)	1984-87
3.	582	Nick Price	(3,404 yards)	1998-01
4.	540	Mark Evans	(2,680 yards)	1989-92
5.	520	Seth Hinsley	(2,737 yards)	2011-14
6.	488	Dallas Dickey	(1,983 yards)	2012-15
7.	436	Felix Addo	(2,751 yards)	1992-94
8.	435	James Kennebrew	(1,901 yards)	2006-11
9.	426	Brooks Benton	(1,911 yards)	1986-89

RUSHING YARDS

GAME	YARDS	ATTEMPTS	OPPONENT	YEAR
1.	235	Nick Price	vs. Southern Arkansas	2000
2.	233	Felix Addo	vs. Delta State	1993
3.	225	Shane Reinhardt	vs. West Alabama	1989
4.	224	Devontae Jackson	vs. West Florida	2018
5.	218	Stevie Young	vs. Mississippi College	1985
	218	Chauncey Williams	vs. Limestone	2019
7.	213	Steve Duncan	vs. Valdosta State	1998
8.	209	Gary Harden	vs. West Alabama	1996
	209	Felix Addo	vs. Mississippi College	1994
10.	200	Mark Evans	vs. Lane	1992

SEASON

1.	1,432	Seth Hinsley	(258 carries)	2014
2.	1,409	Nick Price	(211 carries)	2000
3.	1,320	Devontae Jackson	(2015 carries)	2018
4.	1,276	Felix Addo	(200 carries)	1994
5.	1,232	Michael Alexis	(207 carries)	2004
6.	1,193	Nick Price	(201 carries)	2001
7.	1,118	Felix Addo	(175 carries)	1993
8.	1,113	Devontae Jackson	(426 carries)	2017
9.	1,061	Harold Long	(116 carries)	1982
10.	1,057	Devontae Jackson	(162 carries)	2015

CAREER

1.	4,046	Devontae Jackson	(673 carries)	2015-18
2.	3,404	Nick Price	(582 carries)	1998-01
3.	2,826	Stevie Young	(603 carries)	1984-87
4.	2,751	Felix Addo	(436 carries)	1992-94
5.	2,737	Seth Hinsley	(520 carries)	2011-14
6.	2,680	Mark Evans	(540 carries)	1989-92
7.	1,983	Dallas Dickey	(488 carries)	2012-15
8.	1,911	Brooks Benton	(426 carries)	1986-89
9.	1,901	James Kennebrew	(435 carries)	2006-11

SEASON

1.	20	Jaxton Carson	(186 carries)	2022
2.	15	Seth Hinsley	(258 carries)	2014
3.	14	Nick Price	(200 carries)	2001
4.	12	Devontae Jackson	(215 carries)	2018
	12	Quan Jones	(169 carries)	2013
	12	Felix Addo	(200 carries)	1994
	12	Nick Price	(211 carries)	2000
	12	Abe Felix	(169 carries)	2005
	12	Louis Lomax	(149 carries)	1991
10.	11	Michael Alexis	(207 carries)	2004

CAREER

1.	35	Nick Price	(582 carries)	1998-01
2.	32	Devontae Jackson	(673 carries)	2015-18
3.	22	Seth Hinsley	(520 carries)	2011-14
	22	Mark Evans	(540 carries)	1989-92
5.	20	Jaxton Carson	(186 carries)	2022
	20	Dallas Dickey	(488 carries)	2012-15
	20	Felix Addo	(436 carries)	1992-94
8	18	Kevin Carroll	(195 carries)	1996-98
	18	David Archer	(193 carries)	1981-82
10.	17	Shane Reinhardt	(229 carries)	1989-90

100-YARD RUSHING GAMES

SEASON	YARDS	ATTEMPTS	OPPONENT	YEAR
1.	8	Devontae Jackson		2018
2.	7	Michael Alexis		2004
	7	Nick Price		2001
	7	Felix Addo		1994
5.	6	Seth Hinsley		2014
6.	5	Jaxton Carson		2022
	5	Abe Felix		2005
	5	Nick Price		2000
	5	Felix Addo		1993
10.	4	Devontae Jackson		2017
	4	Steve Duncan		1998
	4	Mark Evans		1992
	4	Stevie Young		1985



Running back **JAXTON CARSON** scored 20 rushing touchdowns in 2022, setting a new UWG single-season record in his one season in Carrollton.



100-YARD+ RUSHING GAMES

235.....Nick Price vs. Southern Arkansas, 2000
 233.....Felix Addo vs. Delta State, 1993
 225.....Shane Reinhardt vs. West Alabama, 1989
 224.....Devontae Jackson vs. West Florida, 2018
 218.....Chauncey Williams vs. Limestone, 2019
 218.....Stevie Young vs. Mississippi College, 1985
 213.....Steve Duncan vs. Valdosta State, 1998
 209.....Gary Harden vs. West Alabama, 1996
 209.....Felix Addo vs. Mississippi College, 1994
 200.....Mark Evans vs. Lane, 1992
 199.....Rendell Jackson vs. Mississippi Coll., 1995
 197.....Felix Addo vs. Elon, 1994
 196.....Seth Hinsley vs. Shorter, 2014
 195.....Harold Long vs. Liberty Baptist, 1983
 191.....Rajaez Mosley at Shorter, 2023
 190.....Stevie Young vs. Delta State, 1987
 189.....Javari Taylor vs. North Alabama, 2005
 187.....Nick Price vs. Arkansas-Monticello, 2000
 186.....Mark Evans vs. Wofford, 1991
 185.....Nick Price vs. West Alabama, 2001
 185.....Nick Price vs. Ouachita Baptist, 2000
 184.....James Kennebrew vs. North Alabama, 2006
 184.....Michael Alexis vs. North Alabama, 2004
 181.....Quan Jones vs. Delta State, 2014
 179.....Steve Duncan at Arkansas Tech, 1998
 178.....Stevie Young vs. Samford, 1984
 177.....Felix Addo vs. Valdosta State, 1993
 175.....Rajaez Mosley at Mississippi College, 2023
 175.....Jaxton Carson vs. North Greenville, 2022
 175.....Nick Price at Henderson State, 2001
 173.....Abe Felix vs. Southern Arkansas, 2005
 173.....Michael Alexis at Southern Arkansas, 2004
 172.....Jaxton Carson vs. Valdosta State, 2022
 172.....Lamarcus Franks vs. Valdosta State, 2015
 171.....Yusuf Holloway vs. West Alabama, 2009
 170.....Devontae Jackson vs. Valdosta State, 2017
 170.....Emmanuel Taylor at North Alabama, 2014
 169.....Wesley Kennedy vs. Limestone, 2023
 169.....Devontae Jackson vs. West Alabama, 2017
 169.....James Kennebrew at Arkansas Tech, 2006
 169.....Brandon Glover at West Alabama, 2002
 168.....Lamarcus Franks at West Florida, 2016
 168.....Felix Addo vs. Livingston, 1994
 167.....Devontae Jackson at Florida Tech, 2015
 166.....Steve Duncan at Arkansas-Monticello, 1997
 166.....Stevie Young vs. Livingston, 1985
 162.....Devontae Jackson vs. West Alabama, 2018
 162.....Nick Price vs. Arkansas Tech, 2000
 160.....Nick Price vs. Ouachita Baptist, 2001
 160.....Sheldon Hogan vs. North Alabama, 2001
 159.....Seth Hinsley vs. Delta State, 2014
 159.....Michael Alexis vs. Harding, 2004
 158.....Michael Alexis vs. Henderson State, 2004
 158.....Trevon Daniels, Maryville, 1981
 155.....Brooks Benton vs. North Alabama, 1989
 154.....Brandon Glover vs. West Alabama, 2003
 153.....Rendell Jackson vs. Elon, 1995
 151.....Devontae Jackson at Shorter, 2018
 151.....Brandon Lucas vs. Mars Hill, 2014
 151.....Felix Addo vs. Valdosta State, 1994
 148.....Jaxton Carson vs. West Florida, 2022
 148.....Stevie Young vs. Delta State, 1988
 147.....Lamarcus Franks, at Valdosta State, 2016
 146.....Brooks Benton vs. Delta State, 1988
 145.....James Kennebrew at Valdosta State, 2011

144.....Harold Long vs. Knoxville, 1982
 144.....Trevon Daniels vs. Widener, 1982
 143.....Devontae Jackson at Mississippi College, 2017
 143.....Abe Felix vs. Carson-Newman, 2005
 143.....Felix Addo vs. North Alabama, 1994
 142.....Devontae Jackson vs. North Alabama, 2015
 140.....Devontae Jackson at Albany State, 2018
 140.....Seth Hinsley vs. Mississippi College, 2014
 140.....Abe Felix vs. Ouachita Baptist, 2005
 139.....Quan Jones vs. Miles, 2013
 139.....Felix Addo vs. Mississippi College, 1993
 137.....Abe Felix vs. Arkansas-Monticello, 2005
 137.....Nick Price vs. Harding, 2000
 137.....Steve Duncan at Mars Hill, 1998
 136.....Quan Jones vs. Florida Tech, 2013
 136.....Harold Long vs. Augustana, 1982
 135.....Dallas Dickey vs. West Alabama, 2014
 135.....Nick Price at Presbyterian, 2001
 134.....Seth Hinsley vs. Shorter, 2013
 134.....Michael Alexis vs. Valdosta State, 2004
 134.....Nick Price at Harding, 2001
 134.....Mark Evans vs. Livingstone, 1992
 132.....Travis Custis vs. Mississippi College, 2016
 132.....Michael Alexis vs. Carson-Newman, 2004
 132.....Michael Alexis vs. Arkansas Tech, 2004
 130.....Rajaez Mosley vs. North Greenville, 2023
 130.....Stan Rowe vs. Ouachita Baptist, 2005
 130.....Brandon Glover vs. Central Arkansas, 2002
 130.....Felix Addo vs. Delta State, 1994
 130.....Todd Clifton vs. Miles, 1982
 129.....Mark Evans vs. North Alabama, 1992
 129.....Stanley Rogers vs. Newberry, 1983
 128.....Mark Evans vs. Knoxville College, 1992
 128.....Trevon Daniels vs. Morehouse, 1981
 127.....Devontae Jackson vs. Virginia State, 2017
 127.....Seth Hinsley vs. Tuskegee, 2014
 127.....Louis Lomax vs. Wofford, 1991
 127.....Trevon Daniels vs. Miles, 1985
 126.....Chauncey Williams vs. Shorter, 2019
 126.....Seth Hinsley vs. Delta State, 2014
 126.....Harold Long vs. Maryville, 1982
 125.....Louis Lomax vs. North Alabama, 1991
 123.....Dallas Dickey vs. North Alabama, 2015
 123.....Eric Gomillion vs. Alma, 1991
 122.....Brandon Glover vs. Arkansas Tech, 2002
 122.....Rendell Jackson vs. West Alabama, 1995
 121.....Abe Felix vs. Harding, 2005
 121.....Felix Addo vs. Livingston, 1993
 120.....Devontae Jackson vs. Valdosta State, 2015
 120.....Brandon Glover vs. Valdosta State, 2003
 120.....Felix Addo vs. Tennessee-Martin, 1993
 120.....Stevie Young vs. Tennessee-Martin, 1985
 120.....Shane Reinhardt vs. American International, 1990
 119.....Mike Alexis vs. North Alabama, 2003
 118.....David Bailey vs. North Alabama, 2012
 118.....Javari Taylor vs. Ouachita Baptist, 2005
 117.....Dallas Dickey vs. Valdosta State, 2013
 117.....Mike Alexis vs. Henderson State, 2003
 117.....Shane Reinhardt vs. Troy State, 1989
 117.....Trevon Daniels vs. Central Florida, 1981
 116.....Louis Lomax vs. Clark Atlanta, 1991
 115.....Jace Jordan vs. Delta State, 2021
 115.....Seth Hinsley vs. North Alabama, 2012
 115.....Stevie Young vs. Troy State, 1984
 114.....Quan Jones vs. Mars Hill, 2013

114.....Yusuf Holloway vs. Miles, 2011
 114.....Nick Price vs. Delta State, 1999
 114.....Louis Lomax vs. Lane, 1991
 113.....Nick Price vs. Southern Arkansas, 2001
 113.....Nick Price vs. North Alabama, 1999
 113.....Mathis Curry vs. West Alabama, 1995
 112.....Brent Daniels vs. Elon, 1996
 112.....Brooks Benton vs. Valdosta State, 1988
 111.....Lamarcus Franks at North Alabama, 2016
 111.....David Bailey vs. Delta State, 2012
 111.....Mark Evans vs. Jacksonville State, 1991
 111.....Keith Davis vs. Wofford, 1989
 110.....Jaxton Carson vs. North Greenville, 2022
 110.....Dallas Dickey vs. Delta State, 2012
 110.....Seth Hinsley vs. Point, 2012
 110.....Brooks Benton vs. West Alabama, 1988
 110.....Trevon Daniels vs. Hampden-Sidney, 1982
 110.....Trevon Daniels vs. Centre, 1981
 109.....Lamarcus Franks vs. Mississippi College, 2015
 109.....Emmanuel Taylor vs. Harding, 2011
 109.....Nick Price vs. Arkansas-Monticello, 2001
 109.....Stevie Young vs. Central Florida, 1986
 108.....Steve Duncan vs. North Alabama, 1998
 108.....Gary Harden vs. Valdosta State, 1997
 107.....Aares McCall at Catawba, 2015
 107.....Stevie Young vs. Tennessee-Martin, 1986
 107.....Todd Clifton vs. Randolph-Macon, 1982
 105.....Seth Hinsley at Clark Atlanta, 2014
 105.....James Kennebrew vs. Arkansas-Monticello, 2006
 105.....Stevie Young vs. Liberty, 1986
 105.....Stevie Young vs. North Alabama, 1985
 104.....Jaxton Carson vs. Mississippi College, 2022
 104.....Devontae Jackson at Mississippi College, 2018
 104.....Lamarcus Franks vs. Mississippi College, 2016
 104.....Brooks Benton vs. North Alabama, 1988
 103.....Kevin Carroll vs. Mars Hill, 1998
 103.....David Phillips vs. Millsaps, 1981
 102.....Cameron Brown vs. Chowan, 2023
 102.....Mathis Curry vs. Arkansas-Monticello, 1996
 102.....David Archer vs. Randolph-Macon, 1982
 101.....Devontae Jackson vs. Limestone, 2018
 101.....Aares McCall vs. Miles, 2015
 101.....Felix Addo vs. Central Arkansas, 1994
 100.....Cameron Brown at Mississippi College, 2023
 100.....Devontae Jackson vs. Delta State, 2018
 100.....Lamarcus Franks at Shorter, 2016
 100.....Javari Taylor vs. West Alabama, 2004
 100.....Harold Long vs. Hampden-Sydney, 1982



INDIVIDUAL PASSING RECORDS

PASSING ATTEMPTS

GAME	Player	Year
1.	67 Chris Teal vs. Valdosta State	1991
2.	65 Harrison Frost vs. Delta State	2022
3.	62 Harrison Frost vs. West Alabama	2021
4.	59 Ryan Poole vs. Arkansas-Monticello	2007
5.	57 Ryan Poole vs. Delta State	2007
6.	53 Harrison Frost vs. West Florida	2022
	53 Ryan Poole vs. Valdosta State	2007
8.	51 Jeremy Clements vs. Catawba	2000
9.	50 Harrison Frost vs. Delta State	2021
	50 Sean Gray vs. Samford	2008

SEASON

1.	475 Harrison Frost	2021
2.	405 Harrison Frost	2022
3.	372 Chris Teal	1992
4.	345 Cater Pierce	1986
5.	344 Willie Candler	2017
6.	326 Willie Candler	2018
7.	324 Toby Strange	1996
8.	318 Jeremy Clements	2000
9.	313 Sean Gray	2008
10.	304 Cater Pierce	1984

PASSING COMPLETIONS

GAME	Player	Year
1.	42 Chris Teal vs. Valdosta State	1991
2.	41 Harrison Frost vs. Delta State	2022
3.	37 Harrison Frost vs. West Alabama	2021
4.	35 Ryan Poole vs. Arkansas-Monticello	2007
5.	34 Harrison Frost vs. Mississippi College	2021
6.	32 Ryan Poole vs. West Alabama	2007
	32 Chris Teal vs. Mississippi College	1992
8.	31 Ryan Poole vs. Harding	2007
9.	29 Harrison Frost vs. North Greenville	2022
29	Harrison Frost vs. Valdosta State	2021

29	Harrison Frost vs. Delta State	2021
29	Harrison Frost vs. Carson-Newman	2021
29	Ryan Poole vs. Valdosta State	2007

SEASON

1.	304 Harrison Frost	2021
2.	244 Harrison Frost	2022
3.	220 Willie Candler	2017
4.	216 Willie Candler	2018
5.	203 Chris Teal	1992
6.	196 Toby Strange	1997
7.	185 Toby Strange	1996
8.	184 Cater Pierce	1986
9.	176 Chris Teal	1991
10.	174 Willie Candler	2019

CAREER

1.	666 Willie Candler	2016-19
2.	578 Chris Teal	1990-93
3.	548 Harrison Frost	2021-22
4.	501 Jeremy Clements	1998-00
5.	463 Cater Pierce	1984-86
6.	440 Dallas Dickey	2012-15
7.	375 Toby Strange	1994-97
8.	267 Ryan Poole	2006-07
8.	216 Mark Eldred	1994-95

PASSING YARDS

GAME	Player	Year
1.	503 Harrison Frost vs. Delta State	2022
2.	424 Harrison Frost vs. North Greenville	2022
3.	418 Harrison Frost vs. North Greenville	2022
4.	417 Chris Teal vs. Valdosta State	1991
5.	416 Jeremy Clements vs. Presbyterian	2000
6.	415 Harrison Frost vs. Mississippi College	2021
7.	401 Chris Teal vs. Mississippi College	1992
8.	398 Dallas Dickey vs. Tuskegee	2015

9.	396 Toby Strange vs. North Alabama	1996
10.	388 Ryan Poole vs. Arkansas-Monticello	2007

SEASON

1.	3,618 Harrison Frost	2021
2.	3,112 Harrison Frost	2022
3.	2,913 Willie Candler	2017
4.	2,681 Willie Candler	2018
5.	2,648 Toby Strange	1996
6.	2,644 Chris Teal	1992
7.	2,390 Jeremy Clements	2000
8.	2,387 Dallas Dickey	2015
9.	2,348 Cater Pierce	1986
10.	2,311 Chris Team	1991

CAREER

1.	8,346 Willie Candler	2016-19
2.	7,258 Chris Teal	1990-93
3.	6,730 Harrison Frost	2021-22
4.	6,084 Jeremy Clements	1998-00
5.	5,911 Dallas Dickey	2012-15
6.	5,763 Cater Pierce	1984-86
7.	5,045 Toby Strange	1994-97
8.	3,539 Mark Eldred	1994-95

PASSING TOUCHDOWNS

GAME	Player	Year
1.	6 Cater Pierce vs. Liberty	1984
2.	5 Jeremy Clements vs. Arkansas-Monticello	1998
5.	5 Toby Strange vs. Valdosta State	1996
	5 Chris Teal vs. Valdosta State	1992
5.	4 <i>21 tied, most recently by...</i>	
4.	4 Harrison Frost vs. Delta State	2022

SEASON

1.	25 Harrison Frost	2022
	25 Harrison Frost	2021
	25 Willie Candler	2018
	25 Willie Candler	2017
	25 Chris Teal	1992
6.	24 Jeremy Clements	1998
	24 Toby Strange	1996
8.	22 Dallas Dickey	2015
	22 Cater Pierce	1986
10.	20 Jeremy Clements	2000
	20 Jeremy Clements	1999
	20 Mark Eldred	1995
	20 Chris Teal	1991

CAREER

1.	70 Willie Candler	2016-19
2.	64 Jeremy Clements	1998-00
3.	59 Chris Teal	1990-93
4.	53 Cater Pierce	1984-86
5.	51 Dallas Dickey	2012-15
6.	50 Harrison Frost	2021-22
7.	44 Toby Strange	1994-97
8.	35 Mark Eldred	1994-95
9.	26 David Archer	1981-82



Taking over the reigns of the quarterback position midway through his redshirt freshman season **WILLIE CANDLER** went on to become UWG's most prolific passer. He holds career records in yards (8,346), completions (666), and touchdowns (70).



INDIVIDUAL RECEIVING RECORDS

RECEPTIONS

GAME	Player	Year
1. 14	Chad Walker vs. Arkansas-Monticello	1995
2. 12	Shaq Roland vs. Florida Tech	2017
3. 11	Leo Mendenhall vs. West Alabama	1991
4. 10	Ronnie Blackmon vs. Delta State	2022
10	Mechane Slade vs. West Alabama	2021
10	Chad Walker vs. Jacksonville State	1995
10	James Crowley vs. West Alabama	1991
10	Orondus Mons vs. Valdosta State	1991
10	Mark Evans vs. Valdosta State	1991
10	Leo Mendenhall vs. Valdosta State	1991
10	Hal Lamb vs. Valdosta State	1986

SEASON

1. 78	Mechane Slade	2021
2. 63	Detronn Harris	2002
3. 62	Roscoe Pounds	1998
4. 61	Shaq Hall	2015
61	Chad Walker	1995
6. 56	Shaq Hall	2014
7. 55	Shaq Roland	2017
55	Andre Heard	2000
55	Leo Mendenhall	1991
10. 53	Hal Lamb	1986

CAREER

1. 154	Roscoe Pounds	1997-99
2. 141	Chad Walker	1992-95
3. 129	Hal Lamb	1983-86
4. 120	Terrill Cole	2021-23
5. 117	Shaq Hall	2014-15
6. 107	Leo Mendenhall	1988-91
7. 104	Stevie Young	1984-87
8. 95	Detronn Harris	2001-02
95	Mark Evans	1989-92
10. 80	Quan Harrison	2019-21

RECEIVING YARDS

GAME	Player	Year
1. 245	Andre Heard vs. Presbyterian	2000
2. 236	Chad Walker vs. Arkansas-Monticello	1995
3. 228	Leo Mendenhall vs. West Alabama	1991
4. 205	Andre Heard vs. North Alabama	2000
5. 193	Ronnie Blackmon vs. North Greenville	2022
6. 184	Wilson Kimble vs. Samford	2008
7. 183	LaPerion Perry vs. Delta State	2019
8. 181	Ron Dixon vs. Valdosta State	1996
9. 176	Detronn Harris vs. North Alabama	2002
10. 175	Chris Bennett vs. Delta State	1992

SEASON

1. 1,095	Andre Heard	2000
2. 1,018	Chad Walker	1995
3. 961	Mechane Slade	2021
4. 954	Detronn Harris	2002
5. 915	Roscoe Pounds	1998
6. 906	Leo Mendenhall	1991
7. 874	Ron Dixon	1996
8. 809	Qa Walker	2015
9. 795	Shaq Hall	2014
10. 771	Hal Lamb	1986

CAREER

1. 2,456	Chad Walker	1992-95
2. 2,339	Roscoe Pounds	1997-99
3. 1,843	Hal Lamb	1983-86
4. 1,697	Terrill Cole	2021-23
5. 1,652	Nick Neal	1985-88
6. 1,570	Leo Mendenhall	1988-91
7. 1,505	Shaq Hall	2014-15
8. 1,478	Andre Heard	1999-00
9. 1,471	Detronn Harris	2001-02
10. 1,372	Qa Walker	2015-16

RECEIVING TOUCHDOWNS

GAME	Player	Year
1. 3	John Hurst vs. Mississippi College	2019
3	DeNiko Carter vs. West Florida	2016
3	Jimmy Howard vs. Harding	2007
3	Ron Dixon vs. Valdosta State	1996
3	Ron Dixon vs. North Alabama	1996
3	Chad Walker vs. Arkansas-Monticello	1995
3	Chris Bennett vs. Valdosta State	1992
8. 2	57 tied, most recently by...	
2	Terrill Cole vs. Mississippi College	2023

SEASON


1. 11	Ron Dixon	1996
2. 10	Qa Walker	2015
10	Roscoe Pounds	1998
10	Chad Walker	1994
5. 9	Jimmy Howard	2007
9	Leo Mendenhall	1991
7. 8	Chad Walker	1995
8	John Strickland	1986
8	Rusty Whaley	1982
8	Mechane Slade	2021

CAREER

1. 25	Chad Walker	1992-95
2. 24	Roscoe Pounds	1997-99
3. 14	Qa Walker	2015-16
4. 13	John Hurst	2016-19
5. 12	Shaq Hall	2014-15
12	Nick Neal	1985-88
12	Al Sheppard	1982-84
8. 11	DeNiko Carter	2016-17
11	Ron Dixon	1996
11	John Strickland	1984-87



In 2021, wide receiver **MECHANE SLADE** caught 78 passes to set a single season record, finishing with the third most yards in a season at 961.



Noone has recorded more receiving yards and receiving touchdowns in a career at West Georgia than **CHAD WALKER**, who also is one of two to ever record a 1,000-yard receiving season.



Wide receiver **JOHN HURST** is one of seven receivers to have caught three touchdowns in a single game, hauling in three scores against Mississippi College in 2019.



DEFENSIVE AND SPECIAL TEAMS RECORDS

SINGLE-SEASON TACKLES

1.	160	Derrick Ross	1984
2.	151	Trent Hattaway	1986
3.	149	Neal Gooch	1986
4.	138	Derrick Germaine	1983
5.	131	Don Gill	1992
6.	128	Nate Coggins	2000
	128	Tim McClain	1995
8.	124	Casey Pennone	1996
	124	Jeff Allen	1985
10.	122	Derrick Germaine	1981
11.	113	Trent Hattaway	1987
12.	110	J.D. Dickerson	1998
13.	109	Lee Ford	1984
14.	108	Nate Coggins	1999
15.	106	Tim Barron	1992
	106	Russell Gray	1991
17.	105	Keeto Hayes	1996
18.	104	John Perkins	2006
19.	103	Russell Gray	1992
20.	102	Alan Overstreet	1991
21.	101	Jermaine Gadsdon	2003
	101	Tim McClain	1994
	101	Chris Carter	1984
	101	Derrick Germaine	1982
25.	100	Dennis Scandrett	1984

SINGLE-SEASON TACKLES FOR LOSS

1.	20.0	Dylan Donahue	2016
2.	19.5	Kelvin Morris	2005
3.	19.0	Courtney Roebuck	2000
4.	18.0	Odel Willis	2006
5.	17.5	Dylan Donahue	2015
	17.5	Darrius Caldwell	2014
7.	17.0	John Perkins	2006
	17.0	John Perkins	2005
	17.0	Bo Williams	2001
10.	16.0	Forrest Jackson	2001

SINGLE-SEASON SACKS

1.	13.5	Dylan Donahue	2016
2.	13.0	Darrius Caldwell	2014
3.	12.0	Dylan Donahue	2014
4.	11.5	Courtney Roebuck	2000
5.	10.0	Tory Slater	2014
	10.0	Jeremy Cook	2010
	10.0	Odel Willis	2005
8.	9.0	Alex Armah	2015
9.	8.0	Vinson Cooper	1998
10.	7.5	Chad Price	2017
	7.5	Brandon Jamison	2005

SINGLE-SEASON INTERCEPTIONS

1.	9	Marquis Floyd	2000
2.	8	Lorenzo Stroud	1993
3.	7	Dennison Robinson	1998
4.	6	Larico Stevenson	2005
	6	Marquis Floyd	2001
	6	Daetwan Wells	2001
	6	Kendall Simmons	1988
8.	5	Marcus Sayles	2016
	5	Waylon Kimble	2010
	5	John Cross	1992

CAREER TACKLES

1.	416	Nate Coggins	1998-01
2.	398	Neal Gooch	1985-88
3.	362	Russell Gray	1989-92
4.	361	Derrick Germaine	1981-93
5.	358	Tim McClain	1992-95
6.	351	Trent Hattaway	1985-88

CAREER INTERCEPTIONS

1.	19	Marquis Floyd	1999-02
2.	12	Marcus Sayles	2013-16
3.	11	Bernard Willis	1985-87
4.	10	Bubba O'Brien	1981-83
	10	Rico Stevenson	2005-06
	10	Kendall Simmons	1985-88
	10	Reggie Lewis	1994-97
8.	9	Nate Coggins	1998-00
9.	8	Chris Carter	1982-84
10.	7	Dennison Robinson	1998
	7	Tyler Bonner	1990-92

SINGLE-SEASON FIELD GOALS

1.	15	Omar Cervantes	2021
	15	Omar Cervantes	2018
	15	Jared Guberman	2007
	15	Wes Wilson	2000
5.	14	Hunter Heck	2014
	14	Wes Wilson	2001
7.	13	Davis Brackett	2011
8.	12	Jeremy Coates	1998
	12	Rob Rice	1984
10.	10	Seven tied, most recently by...	
	10	Omar Cervantes	2019

CAREER FIELD GOALS

1.	40	Omar Cervantes	2017-21
2.	36	Jeremy Coates	1995-98
3.	34	Hunter Heck	2014-16
4.	33	Rob rice	1981-84
5.	29	Wes Wilson	2000-01
6.	24	Jared Guberman	2007-08
7.	24	Davis Brackett	2010-12
8.	20	Adi Brkic	2005-09
9.	17	Trevor Ramos	2002-04
10.	14	Benji Shelton	1994, 96, 99

CAREER PUNTING

1.	43.1	3,751	Christian Ramirez	2017-18
2.	42.5	6,629	James Dugan	2013-15
3.	41.8	3,138	Reilly Mason	2022-Pres.
4.	41.2	7,669	Bryan Watts	1983-85
5.	40.6	10,405	Jeff Carpenter	2002-05
6.	39.0	4,988	Jared Guberman	2007-08
7.	38.1	7,540	Mike Lilly	1986-88
8.	38.0	3,648	Benji Shelton	1994, 96, 99
9.	37.8	4,947	Davis Brackett	2010-12
10.	37.3	7,948	Craig Davis	1989-93

CAREER PUNT RETURNS

1.	1,256	Denarius Appling	2010-14
2.	972	Marquis Floyd	1999-02
3.	664	Corey Jarrells	1995-97
4.	498	K.J. Parmer	2015-18
5.	390	Antjuane Sims	1991-94
6.	293	JJ Jones	2015-17
7.	257	Telvin Brown	2015
8.	253	Malik Henry	2018

9.	243	LaPerion Perry	2017-23
10.	218	Channing Price	2005

CAREER PUNT RETURN TOUCHDOWNS

1.	6	Denarius Appling	2010-14
2.	2	K.J. Parmer	2015-18
	2	Telvin Brown	2015
	2	Ken Revels	1982-83
5.	1	18 tied with...	

CAREER KICKOFF RETURN YARDS

1.	1,930	LaPerion Perry	2017-23
2.	1,727	John Strickland	1984-87
3.	1,594	Denarius Appling	2010-14
4.	1,412	Devontae Jackson	2015-18
5.	1,392	Mark Evans	1989-92
6.	1,229	Tony Wilson	1996-99
7.	1,089	Detronn Harris	2001-02
8.	810	Corey Jarrells	1994-97
9.	806	James Bull	2008
10.	796	George Summerset	2008-10

CAREER KICKOFF TOUCHDOWNS

1.	2	LaPerion Perry	2017-23
	2	Devontae Jackson	2015-18
	2	Denarius Appling	2010-14
	2	Detronn Harris	2001-02
	2	Tony Wilson	1996-99
	2	Nick Neal	1985-88
	2	Lamar West	1982-83
8.	1	Seven players tied with...	



No UWG player in history was more electric in the return game than **DENARIUS APPLING**. He's the only player to eclipse 1,000 career punt return yards and returned six for a touchdown in his career.



TEAM SINGLE-GAME RECORDS

RUSHING ATTEMPTS

1.	71	UT-Martin	1989
2.	70	Miles	1990
3.	67	West Alabama	1992
4.	65	Widener	1982
5.	62	UT-Martin	1987
6.	61	Miles	1985
	61	Maryville	1982
8.	60	Mars Hill	2014
9.	59	Arkansas Monticello	1997
	59	Valdosta State	1988
	59	Mississippi College	1985
	59	Knoxville	1982

RUSHING YARDS

1.	463	Samford	1984
2.	459	Hampden-Sydney	1982
3.	400	Mississippi College	2014
4.	392	Mars Hill	2014
5.	391	Maryville	1982
6.	383	North Alabama	2015
7.	378	West Alabama	1992
	378	Widener	1982
9.	367	West Alabama	1995
10.	363	West Alabama	2005

RUSHING TOUCHDOWNS

1.	7	Miles	1985
2.	6	Elon	1996
	6	West Alabama	1994
	6	Lane	1992
	6	West Alabama	1992
6.	5	West Florida	2016
	5	Delta State	2013
	5	Point	2012
	5	Arkansas Monticello	2005
	5	Southern Arkansas	2004
	5	West Alabama	1996
	5	Alma	1991
	5	American International	1990
	5	Knoxville	1982
	5	Hampden-Sydney	1982
	5	Baptist	1982

PASSING ATTEMPTS

1.	67	Valdosta State	1991
2.	66	Delta State	2022
3.	62	West Alabama	2021
4.	59	Delta State	2007
	59	Arkansas Monticello	2007
	59	Jacksonville State	1991
7.	54	Valdosta State	2007
8.	53	West Florida	2022
	53	Arkansas Tech	2007
	53	Catawba	2000
	53	North Alabama	1990

COMPLETIONS

1.	42	Valdosta State	1991
2.	41	Delta State	2022
3.	37	West Alabama	2021
4.	35	Arkansas Monticello	2007
5.	34	Mississippi College	2021
6.	33	Arkansas Tech	2007
7.	32	West Alabama	2007
	32	Harding	2007
	32	Mississippi College	1992
10	31	Carson-Newman	2021

PASSING YARDS

1.	503	Delta State	2022
2.	428	Jacksonville State	1986



As a senior in 2023 **HARRISON FROST** threw for 503 yards in a road win at Delta State. He completed 41 passes in 66 attempts and it's the only 500-yard passing game in program history.

3.	424	North Greenville	2022
4.	420	Shorter	2021
5.	418	North Greenville	2022
6.	417	Valdosta State	1991
7.	416	Presbyterian	2000
8.	415	Mississippi College	2021
9.	401	Mississippi College	1992
10.	398	Tuskegee	2015

PASSING TOUCHDOWNS

1.	6	Liberty	1984
2.	5	Valdosta State	2015
	5	Arkansas Monticello	1998
	5	Valdosta State	1996
	5	Jacksonville State	1986
6.	4	25 times, most recently...	
	4	North Greenville	2022

TOTAL OFFENSIVE PLAYS

1.	96	Arkansas Monticello	1997
2.	93	Delta State	2022
3.	91	West Florida	2022
	91	Arkansas Tech	2007
	91	Central Florida	1986
6.	90	Florida Tech	2017
	90	West Alabama	1992
8.	89	Fayetteville State	2015
	89	Jacksonville State	1991
10.	88	Valdosta State	1991

TOTAL OFFENSIVE YARDS

1.	653	Shorter	2021
2.	646	Mississippi College	2014
3.	645	North Greenville	2022
4.	640	Presbyterian	2000
5.	612	Point	2013
6.	596	Valdosta State	2022
7.	593	Fayetteville State	2015
8.	591	Delta State	2022
9.	590	Liberty	1984

10.	589	Arkansas Monticello	1997
-----	-----	---------------------	------

TOTAL FIRST DOWNS

1.	36	Arkansas Monticello	1997
2.	34	North Greenville	2022
3.	33	Mississippi College	2014
4.	31	Delta State	2022
	31	Point	2013
6.	30	Valdosta State	2022
	30	West Florida	2021
	30	Delta State	2021
	30	North Alabama	2015
	30	Fayetteville State	2015
	30	Mississippi College	1992

TOTAL POINTS

1.	69	West Florida	2016
	69	Tusculum	1997
3.	62	Lane	1992
	62	Miles	1985
5.	59	Arkansas Monticello	1998
6.	58	Shorter	2018
	58	Arkansas Monticello	2005
8.	57	Fayetteville State	2015
9.	56	Shorter	2021
	56	Clark Atlanta	2015
	56	Lane	1992

TOTAL PUNTS

1.	12	Delta State	2007
	12	Presbyterian	2002
	12	UT-Martin	1988
4.	11	Arkansas Tech	2005
	11	Jacksonville State	1987
6.	10	Tuskegee	2014
	10	Valdosta State	2005
	10	Troy State	1990
	10	North Alabama	1987
	10	Troy State	1985
	10	North Alabama	1984



TEAM SINGLE-GAME RECORDS

TOTAL PUNT YARDS

1.	471	Delta State	2007
2.	445	Arkansas Tech	2005
3.	435	Valdosta State	2005
4.	419	Presbyterian	2002
5.	400	Southern Arkansas	2003
6.	397	Tuskegee	2014
7.	394	North Alabama	1985
	394	North Alabama	1984
9.	393	Troy State	1990
10.	392	Jacksonville State	1987

PUNT AVERAGE (Min. 4)

1.	53.6	Wingate	2009
2.	51.8	Carson Newman	2004
3.	50.7	Valdosta State	2015
4.	50.5	Shorter	2016
5.	50.4	North Alabama	2003
	50.4	Delta State	1990
7.	49.3	North Alabama	1985
8.	49.0	Newberry	1983
9.	48.8	Valdosta State	2003
10.	47.5	Catawba	2018

TOTAL FIELD GOALS

1.	4	Arkansas Monticello	2007
	4	Arkansas Monticello	2001
	4	UT-Martin	1984
4.	3	Shorter	2019
	3	Delta State	2018
	3	North Alabama	2017
	3	Miles	2016
	3	Catawba	2016
	3	Miles	2015
	3	Miles	2012
	3	West Alabama	2011
	3	Saint Augustine's	2011
	3	Arkansas Tech	2009
	3	Clark Atlanta	2007
	3	Henderson State	2006
	3	Southern Arkansas	2001
	3	Catawba	2000
	3	Arkansas Monticello	2000

3	Mars Hill	1998
3	Jacksonville State	1996
3	Delta State	1990
3	Central Florida	1986
3	Mississippi College	1985

FEWEST FIRST DOWNS ALLOWED

1.	2	Southern Arkansas	1995
2.	4	Morehouse	2021
3.	6	NC Central	1997
	6	Alma	1991
	6	Millsaps	1981
6.	7	Morehouse	2022
	7	Lane	1992
	7	Gardner Webb	1984
9.	8	Miles	2017
	8	West Florida	2016
	8	Arkansas Monticello	1997
	8	Miles	1990
	8	Clark Atlanta	1987

FEWEST RUSHING YARDS ALLOWED

1.	-72	Henderson State	1999
2.	-58	North Alabama	1987
3.	-55	Albany State	2001
4.	-41	Catawba	2000
5.	-32	Miles	1982
6.	-7	West Alabama	2005
7.	-4	Delta State	2013
8.	-3	Arkansas Monticello	1997
9.	-1	West Alabama	1992
10.	2	Shorter	2022
11.	9	Knoxville	1982

FEWEST PASSING YARDS ALLOWED

1.	0	North Alabama	1992
	0	Jacksonville State	1989
3.	7	Jacksonville State	1984
4.	12	Wofford	1989
5.	16	Shorter	2015
	16	Gardner Webb	1984
7.	18	Southern Arkansas	1995
8.	23	Lane	1992
	23	Wofford	1991

10.	25	Delta State	1990
-----	----	-------------	------

FEWEST TOTAL YARDS ALLOWED

1.	42	Southern Arkansas	1995
2.	75	Knoxville	1982
3.	86	Alma	1991
4.	93	NC Central	1997
5.	98	Lane	1992
6.	103	Arkansas Monticello	1997
7.	112	West Alabama	2005
8.	115	Morehouse	2022
9.	116	Gardner Webb	1984
10.	122	Morehouse	2021
11.	123	Henderson State	1998
	123	Clark Atlanta	1987

INTERCEPTIONS

1	7	Baptist Univ.	1982
2	6	West Florida	2016
	6	Miles	1990
	6	Maryville	1981
5	5	Tusculum	2012
	5	North Alabama	2004
	5	Henderson State	2000
	5	Delta State	1997
9	4	West Florida	2017
	4	West Alabama	2005
	4	Valdosta State	2005
	4	Quachita Baptist	2001
	4	Arkansas Tech	2001
	4	Arkansas Tech	2000
	4	Henderson State	1998
	4	Central Arkansas	1998
	4	UT-Martin	1988
	4	Miles	1981
	4	Central Florida	1981
	4	Hampden-Sydney	1981





JASON CARMICHAEL

DIRECTOR OF ATHLETICS

Jason Carmichael has served as the University of West Georgia Director of Athletics since April 2021.

As director of athletics, Carmichael provides executive leadership, exceptional operational management, and strategic direction in the pursuit of excellence for approximately 400 UWG student-athletes in 14 varsity sports, as well as a nationally recognized and award-winning UWG Cheerleading program.

Over the last three plus years Carmichael has sought to bring a refined focus on outcomes within UWG Athletics. Goals and enhanced expectations have been put into place around competitive excellence, undergirded by a focus on comprehensive success on and off the field of competition.

UWG Athletics has sought to align itself closely with UWG's Strategic Plan. Efforts of the department align particularly well with UWG's Strategic Priorities of Relevance, Competitiveness, and Placemaking. Carmichael's work to align with UWG's Strategic Plan was on full display in September of 2023 as it was announced that UWG would be elevating to Division I and the Atlantic Sun Conference.

There have been numerous opportunities to celebrate the Wolves during Carmichael's time at UWG. During the 2021-22 school year UWG Athletics saw a banner fall in which football, volleyball, and women's soccer each reached postseason play in the same season for the first time in department history. The winter was highlighted by UWG Cheerleading claiming the program's 28th UCA National Title and Brandi Boddy winning the GSC Championship in shot put in both the indoor and outdoor track and field season. Women's golf dominated headlines in the spring as Ainsley Cowart became a two-time Gulf South Conference Player of the Year and was named an All-American. On the men's side, All-American Austin Fulton won individual medalist honors at the NCAA South/Southeast Regional and became UWG's first-ever representative to reach NCAA Nationals where he notched a top-20 finish in Detroit, Michigan.

That campaign was followed up by another strong year in 2022-23 which saw the Wolves keep pushing forward with more firsts. In Track and Field, the trio of Paishence Collier, Mia Culpepper, and Brandi Boddy became the first indoor student-athletes in school history to qualify for the NCAA Indoor Track and Field Championships. Men's basketball also had solid success in 2023-24, winning 21 games, reaching the GSC Championship contest, and earning a berth in the NCAA Tournament for the 19th time in program history. The Wolves won their opening round game over conference foe Lee and then fell to the eventual national champion.

Men's basketball saw unparalleled success in Carmichael's third year in Carrollton as head coach Dave Moore and the Wolves claimed both the regular season and tournament titles in 2023-24, their final year in the Gulf South Conference.

Carmichael has been consistently active within the industry within various committees and initiatives. He currently serves on both the Division II Athletic Director's Association (D2 ADA) Board of Directors and the NCAA's Football Rules Committee. Previously, Carmichael has served on the NCAA DII Women's Soccer National Committee and participated in endeavors such as the D2 ADA Mentor/Mentee program.

A former basketball coach, Carmichael has served as a Director of Athletics at a total of five institutions, including two other Division II institutions. Prior to arriving in Carrollton, Carmichael was the Director of Athletics at Cal State East Bay from 2017-2021. Before joining CSUEB, he served as the Director of Athletics at Western State Colorado University.

Carmichael was raised in Arkansas and worked as a coach and administrator in the state before trekking west. He earned his bachelor's degree in education with an emphasis in kinesiology from Harding University and a master's degree in physical education, health, and recreation from Emporia State University.

Carmichael and his wife, Erin, have four children: daughter McKenna, and sons Brady, Rylan, and Keegan.



ATHLETICS ADMINISTRATION



JASON CARMICHAEL
Director of Athletics



KAREN ALLEN
Deputy Athletics Director



DAVID HAASE
Senior Associate Athletics
Director for Student-Athlete
Success



MICHAEL COONEY
Director of Development



CARRI STEWART
Assistant Athletics Director for
Sports Medicine



MATT COOKE
Assistant Athletics Director for
Events, Marketing, and Media
Services



ELIZABETH HERRIN
Assistant Athletics Director for
Annual Initiatives



JEREMY SHEFFIELD
Assistant Athletics Director for
Facilities and Events



RACHEL JENNINGS
Assistant Athletics Director for
Academic Excellence



ALLISON BARNES
Business Operations Specialist



DR. MORRIS COUNCIL
Faculty Athletics
Representative



HEAD COACHES



RYAN BAILEY

Men's and Women's Cross
Country, Men's and Women's
Track and Field



KRISTY BURTON

Softball



LOGAN FREY

Strength and Conditioning



KARA HELLMANN

Volleyball



SHANNON LIPHAM

Men's Golf



DAVE MOORE

Men's Basketball



NICOLE NICHOLS

Cheerleading



JOANNA REITZ

Women's Basketball



MALLORY SAYRE

Soccer



JEFF SMITH

Baseball



WILL SNODGRASS

Women's Golf



JOEL TAYLOR

Football



UNIVERSITY STADIUM



- ▶ After playing home games at Carrollton High School's Grisham Stadium for nearly 30 years, UWG opened University Stadium in front of 6,277 fans in 2009, hosting Lambuth in the first ever game at one of the premiere Division II football facilities.
- ▶ University Stadium hosted it's first ever playoff game in 2015 as West Georgia defeated Valdosta State on Dallas Dickey's late touchdown at the southwest pylon. The Wolves went on to host Tuskegee in round two, and later hosted NCAA Opening Round games in 2017 and 2018.
- ▶ West Georgia's defense has pitched three shutouts at University Stadium, with the most recent coming in 2021 as the Wolves defeated Morehouse, 47-0.
- ▶ The press box features 13 luxury suites for fans to enjoy. The second floor features two on the far north and far south ends while the third floor is exclusively suites and features nine total. The largest suite, centered in the center of the third floor, is The President's Suite, where the UWG president hosts guests at each home game.
- ▶ Joel Taylor makes the fourth UWG head coach have coached in University Stadium for the Wolves, joining Daryl Dickey, Will Hall, and David Dean. Two of those, Hall and Dean, have also been on the University Stadium sideline as opposing head coaches.
- ▶ The first UWG touchdown in University Stadium history came in game one as Matt O'Brien hauled in a 17-yard pass from Kyle Padgett. O'Brien later went to serve on the UWG coaching staff under Daryl Dickey and Will Hall.
- ▶ Current Auburn University head coach Hugh Freeze was the opposing head coach in the opening game at University Stadium.
- ▶ UWG is 56-27 all-time at University Stadium, and from 2013-2016 won an impressive 19 consecutive games at home. That run included an upset win over Delta State in 2013, and a pair of playoff wins in 2015.

STADIUM QUICK FACTS

First Game.....	September 5, 2009
Result.....	Lambuth 27, UWG 20
UWG's Stadium Record.....	56-27
Field Name.....	Ra-Lin Field
Capacity.....	10,000
Surface.....	Natural
Record Crowd.....	9,011 (December 5, 2015)
Result.....	UWG 35, Tuskegee 6

STADIUM BESTS

Individual

Rushing Yards.....	181, Quan Jones vs. Delta State, 2013
Passing Yards.....	398, Dallas Dickey vs. Tuskegee, 2015
Receiving Yards...	168, Denarius Appling vs. West Alabama, 2019
Tackles.....	14, Manny Rodriguez vs. Wingate, 2010
.....	14, Jay Johnson vs. Harding, 2010
.....	14, Cam Magee vs. West Florida, 2017
Interceptions.....	2, Donovan Jackson vs. North Alabama, 2013
.....	2, Carlos Hutton vs. Delta State, 2014
.....	2, Korie Rogers vs. West Florida, 2017
Sacks.....	6, Jeremy Cook vs. Concordia, 2010

Team

Rushing Yards.....	400 vs. Mississippi College, 2014
Passing Yards.....	398 vs. Tuskegee, 2015
Total Yards.....	646 vs. Mississippi College, 2014
Points.....	57 vs. Fayetteville State, 2015
First Downs.....	30 vs. Valdosta State, 2022
.....	30 vs. Delta State, 2022


I am **PREPARED.**

I am **WEST.**

UWG is getting me ready for what's next.

I know what I want. I know where I'm going. And at the University of West Georgia, I'm preparing to be a leader in the career I've chosen.

Get ready at westga.edu/iamwest



**UNIVERSITY OF
WEST GEORGIA**

Nursing | Computer Science | Education | Business | Communication, Film & Media | And More

UNIVERSITY OF WEST GEORGIA FOOTBALL



2024 SCHEDULE

08/31 vs Samford – 6:00pm ET

09/07 at Abilene Christian – 8:00pm ET

09/14 at Eastern Kentucky – 6:00pm ET

09/21 Open

09/28 vs North Alabama – 2:00pm ET

10/05 vs Austin Peay- 2:00pm ET

10/12 vs Central Arkansas- 5:00pm ET

10/19 vs Shorter – 2:00pm ET

10/26 vs Southern Utah- 2:00pm ET

11/02 vs Lincoln University CA – 2:00pm ET

11/09 vs Tarleton State- 2:00pm ET

11/16 at Utah Tech – 4:00pm ET

