



# WEST GEORGIA WOLVES

2023 GAME NOTES

## SERIES HISTORY

Overall .....VSU leads, 28-14  
 In Carrollton.....VSU leads, 11-9  
 In Valdosta.....VSU leads, 15-5  
 Streak.....1, UWG  
 Last Meeting.....UWG, 54-17 (10/22/22)

## LIVE COVERAGE

Radio.....Kiss 102.7  
 .....uwgathletics.com  
 Live Stream.....FloSports  
 Play-by-Play.....Matt Skinner  
 Color.....Ben Walters  
 Sideline.....Cade Parian

## SOCIAL MEDIA #WeRunTogether

Twitter.....@UWGFootball  
 Instagram.....@UWGWolvesFB  
 Facebook.....West Georgia Wolves

## ONLINE uwgathletics.com

UWGathletics.com provides the most complete and comprehensive postgame coverage of Wolves' athletics on the World Wide Web. Visit for game recaps, video highlights, stats, photos, and more.

## QUICK REFERENCE

See the below pages for the following items  
 AFCA Coaches Poll.....3  
 Head Coach David Dean.....4  
 Roster.....6  
 Depth Chart.....7  
 Records.....10-12  
 Season Stats.....13



Limestone  
 Aug. 31  
 W, 21-19



@ TAMU-Kingsville  
 Sept. 9  
 L, 20-17



@ Mississippi College  
 Sept. 16  
 W, 35-32



@ West Florida  
 Sept. 23  
 L, 49-21



West Alabama  
 Oct. 7  
 W, 24-6



Chowan  
 Oct. 14  
 W, 35-24



North Greenville  
 Oct. 21  
 W, 38-14



@ Shorter  
 Oct. 26  
 W, 41-35



Delta State  
 Nov. 4  
 L, 47-13



@ Valdosta State  
 Nov. 11  
 7 p.m. ET

## GAME 10

# WEST GEORGIA (6-3, 5-2) at VALDOSTA STATE (9-1, 6-1 GSC)

Saturday, November 11, 2023 • 7 p.m. ET • Valdosta, Ga. • Bazemore-Hyder Stadium (10,500)



## WOLVES

Head Coach: David Dean  
 Record at UWG: 48-19  
 Career Record: 127-46  
 Last: L, 47-13 vs. Delta State



## BLAZERS

Head Coach: Tremaine Jackson  
 Record at VSU: 14-7  
 Career Record: 24-10  
 Last: W, 20-14 at West Alabama

## OPENING KICK

- ▶ Saturday will be a historic day for the UWG football team as the Wolves play their final Division II game as members of the Gulf South Conference and they do it against their in-state rival, Valdosta State.
- ▶ Valdosta State wants to not only send UWG to Division I with a loss, but with a win, the Blazers earn a share of the GSC title.
- ▶ West Georgia is coming off of a tough loss on Senior Night, falling 47-13 to Delta State on a night where the UWG offense only mustered one touchdown, and the other score came via a blocked punt.
- ▶ Turnovers plagued the Wolves once again, as the Wolves had three turnovers in the DSU loss, giving them 22 on the season.
- ▶ Cameran Brown was knocked out of the game after a hard hit in the third quarter, and is questionable for Saturday.
- ▶ Rajaez Mosley continues to lead the country in yards per carry, averaging 7.39 per carry. Second place belongs to Sincere Baines of UNC Pembroke who averages 7.37 per carry.
- ▶ It's the 43rd meeting between the two in-state rivals and head coach David Dean has been on the sideline for either UWG or VSU for 36 of the previous 42 meetings.
- ▶ Senior wide receiver and former All-American kick returner LaPerion Perry broke the career kickoff return record and became the eighth player in school history to eclipse the 3,000 career all-purpose yard mark last Saturday.
- ▶ Valdosta State has a chance to earn a share of the GSC title with a victory on Saturday. The Blazers are 9-1 on the season and 6-1 in league play. Their only loss was to Delta State at home. VSU is led by Sammy Edwards who is fifth in the country in passing yards, averaging 297.5 per game.



Noone in the history of the UWG football program has more return yards than La-Perion Perry. The senior eclipsed John Strickland's 36-year old record last week against Delta State.

## THE END OF A RIVALRY

With UWG's looming jump to Division I, today's 43rd edition of the Battle for the Peach Basket could be the end of a great Georgia rivalry, at least for the foreseeable future. UWG has played more games against Valdosta State in their history than any other team.

### UWG's Most Common Opponents

| School              | Total | First | Last | Record     |
|---------------------|-------|-------|------|------------|
| Valdosta State      | 42    | 1983  | 2022 | VSU, 28-14 |
| West Alabama        | 40    | 1983  | 2023 | UWG, 24-16 |
| Delta State         | 38    | 1983  | 2023 | DSU, 21-17 |
| North Alabama       | 35    | 1983  | 2017 | UNA, 22-13 |
| Mississippi College | 21    | 1984  | 2023 | UWG, 12-9  |
| Henderson State     | 17    | 1995  | 2011 | HSU, 9-8   |

**UWG ATHLETICS COMMUNICATIONS  
FOOTBALL CONTACTS**



**Matt Cooke**  
Assistant AD/Marketing, Events, Media  
Office: 678-839-6544  
Email: mcooke@westga.edu



**Jared Boggus**  
Sports Information Director  
Office: 678-839-1883  
Email: jboggus@westga.edu

**HEAD COACH DAVID DEAN**

Alma Mater Georgia State, 1986  
Career Record 127-46 (.734)  
Record at UWG 48-19 (.716)  
Regular Season GSC Record 73-33 (.687)

**ASSISTANT COACHES LOCATION**

Thomas Sydeski (OC/Quarterbacks) PB  
Nate Masters (DC/Defensive Backs) SL  
Brice Carlson (Offensive Line) SL  
J.R. Dorman (Linebackers) PB  
Will Patterson (Running Backs) SL  
Pat Gamble (Defensive Line) SL  
Mike Summers Jr. (Wide Receivers) SL  
Tremaine Tyler-Frazier (Defensive Backs) PB  
Ashly Salomonsky (Tight Ends) PB  
Cody Gast (Student Assistant) PB  
Jaquan Henderson (Outside Linebackers) PB

**TEAM HISTORY**

First Year of NCAA MFB 1981 (42nd Season)  
Overall Record 240-225  
DII Record 219-224  
All-Time GSC Record 141-159  
Conference Championships 4  
National Championships 1 (1982)  
Undefeated Seasons 1 (1982)  
10-Plus Win Seasons 6

**STADIUM INFORMATION**

Name University Stadium  
Field Name Ra-Lin Field  
Capacity 10,000  
Surface Natural Grass  
First Year 2009  
Record at Stadium 53-27

**UNIVERSITY INFORMATION**

Location Carrollton, Ga.  
Founded 1906  
Enrollment 13,000  
Colors Blue and Red  
President Dr. Brendan Kelly  
Director of Athletics Jason Carmichael

**KEY STORYLINES**

- ▶ For the final time, the West Georgia Wolves are set to take the field as a member of the Gulf South Conference when they travel to Valdosta for a showdown with in-state rival Valdosta State.
- ▶ It's the 43rd meeting of the Wolves and Blazers and the 37th time that UWG head football coach David Dean has been on the sideline for this rivalry. Dean is 26-10 all-time in the rivalry including winning each of the first six times he was in the rivalry.
- ▶ Valdosta State can win a share of the GSC title with a win, so the Wolves look to play spoiler in their final game of the season.

**TOPS IN THE COUNTRY**

- ▶ Rajaez Mosley had an off week by comparison last week, rushing 14 times for 43 yards, but the junior continues to lead the country in yards per carry at 7.39.
- ▶ For the season, Mosley has rushed for 805 yards, by far the most in a single season in his career, and he enters the final game with 1,531 career yards.
- ▶ This week, Mosley is playing on the same field in which he played on as a star at Valdosta High School where he ran for over 1,100 yards as a senior in 2018.

**LP BREAKS 36-YEAR OLD RECORD**

- ▶ Last week, senior LaPerion Perry broke a 36-year old career kickoff return record at UWG, eclipsing John Strickland's mark of 1,727 yards. For his career, Perry has averaged 23.1 yards per return.
- ▶ LP is one of seven players with two career kickoff returns for touchdowns, but noone has ever taken three back for touchdowns in a career.
- ▶ Perry also became UWG's eighth player in program history to eclipse the 3,000 all-purpose yard mark in the DSU game.

**200 TACKLE STREET, CARROLLTON, GA**

- ▶ Senior Deontae Overstreet is nearing the 200 tackle mark for his career, entering tonight's game with 191 career tackles with 121 career solo stops.
- ▶ The Tifton native has made 53 tackles in his senior season, and is six away from tying a career high from 2021 when he had 59 tackles in 12 games.

**TURNOVER TROUBLE**

- ▶ West Georgia has 22 turnovers on the season, which is near last in the country. The Wolves have thrown 12 interceptions and lost 10 fumbles. It's been a little bit of bad luck on the fumbles as the Wolves have only recovered three of their offensive fumbles and retained possession.
- ▶ If the Wolves have one turnover against a VSU defense that is second in the GSC in turnovers gained, UWG would have their most turnovers since the 2016 season in which they turned the ball over 29 times.
- ▶ By comparison, UWG had just 14 turnovers a season ago, and in 2021 had only turnovers in 12 games.

**SPECIAL TEAMS TUDDY**

- ▶ Steven Peterson's blocked punt and recovery for a special teams touchdown was the first special teams touchdown of the season, and at the time it was abig play, cutting the DSU lead to 17-13 in the third quarter.
- ▶ It was the first time UWG had blocked a punt since the North Greenville game last season when Festus Davies blocked one, and the first time a blocked punt turned into points since 2016.
- ▶ That 2016 blocked punt was courtesy of none other than Marcus Sayles, and returned 19 yards by Laronji Vason and it also came against Delta State.

**THE UWG-VSU SERIES**

Saturday's West Georgia and Delta State showdown is the 38th meeting between the two longtime GSC rivals. DSU leads the all-time series, but the Wolves are 9-2 against DSU since 2013.

| Date     | Location   | Result   |
|----------|------------|----------|
| 10/22/83 | Valdosta   | L, 20-13 |
| 10/20/84 | Columbus   | L, 20-13 |
| 10/26/85 | Columbus   | L, 49-12 |
| 10/25/86 | Carrollton | L, 41-26 |
| 10/24/87 | Valdosta   | L, 49-14 |
| 10/15/88 | Carrollton | L, 17-14 |
| 10/14/89 | Valdosta   | L, 34-16 |
| 10/13/90 | Carrollton | L, 37-2  |
| 10/19/91 | Valdosta   | L, 38-37 |
| 10/17/92 | Carrollton | W, 42-28 |
| 10/16/93 | Carrollton | W, 23-16 |
| 10/15/94 | Valdosta   | L, 49-33 |
| 11/11/95 | Carrollton | W, 44-6  |
| 11/16/96 | Valdosta   | W, 42-21 |
| 11/15/97 | Carrollton | W, 35-21 |
| 11/14/98 | Carrollton | W, 26-13 |
| 11/13/99 | Valdosta   | W, 23-16 |
| 11/11/00 | Carrollton | L, 45-35 |
| 11/10/01 | Valdosta   | L, 31-6  |
| 11/16/02 | Carrollton | L, 19-3  |
| 11/15/03 | Valdosta   | L, 30-17 |
| 11/6/04  | Carrollton | L, 35-12 |
| 11/5/05  | Valdosta   | W, 29-15 |
| 11/9/06  | Carrollton | L, 38-13 |
| 11/8/07  | Valdosta   | L, 35-10 |
| 10/30/08 | Valdosta   | L, 41-14 |
| 10/29/09 | Carrollton | L, 31-20 |
| 11/6/10  | Valdosta   | L, 31-13 |
| 10/29/11 | Valdosta   | W, 23-20 |
| 10/6/12  | Carrollton | L, 42-7  |
| 10/19/13 | Carrollton | L, 35-30 |
| 10/11/14 | Valdosta   | L, 40-6  |
| 12/6/14  | Valdosta   | W, 31-17 |
| 10/10/15 | Carrollton | W, 49-28 |
| 11/28/15 | Carrollton | W, 27-20 |
| 10/8/16  | Valdosta   | L, 38-27 |
| 10/7/17  | Carrollton | W, 42-13 |
| 11/10/18 | Valdosta   | L, 47-31 |
| 11/16/19 | Carrollton | L, 42-14 |
| 10/30/21 | Valdosta   | L, 36-34 |
| 11/27/21 | Valdosta   | L, 66-35 |
| 10/22/22 | Carrollton | W, 54-17 |

**DIVISION II YARDS PER CARRY LEADERS**

| No. | Name               | Att. | Yds.  | YPC  | School            |
|-----|--------------------|------|-------|------|-------------------|
| 1   | Rajaez Mosley      | 109  | 805   | 7.39 | West Georgia      |
| 2   | Sincere Baines     | 84   | 619   | 7.37 | UNC Pembroke      |
| 3   | Dwayne McGee       | 147  | 1,063 | 7.23 | Lenoir-Rhyne      |
| 4   | Gage Porter        | 214  | 1,542 | 7.21 | Southern Nazarene |
| 5   | Tre Stewart        | 165  | 1,163 | 7.05 | Limestone         |
| 6   | Khalid Dorsey      | 106  | 745   | 7.03 | Slippery Rock     |
| 7   | Ronald Blackman    | 123  | 862   | 7.01 | Tiffin            |
| 8   | Kyle Walljasper    | 142  | 992   | 6.99 | Minnesota Duluth  |
| 9   | Shen Butler Lawson | 196  | 1,352 | 6.90 | Minnesota State   |
| 10  | Marcellous Hawkins | 139  | 946   | 6.81 | Central Missouri  |

**SCOUTING VSU**

- ▶ Valdosta State has a lot to play for as the Blazers can win a share of the league title with a win on Saturday, and a victory also almost certainly locks up a first round home game in the NCAA Playoffs.
- ▶ The Blazers' passing attack has been potent as it ranks sixth in the country and VSU ranks 22nd in the country in total offense. Quarterback Sammy Edwards has been great for VSU, ranking fifth in the country in passing yards and passing yards per game. His 22 passing touchdowns are 16th in the country and third in the GSC.
- ▶ VSU's defense allows 20.5 points per game which is fourth-best in the GSC and 42nd in the country.

**ON THIS DATE IN UWG FOOTBALL HISTORY**

- ▶ UWG is 2-2 all-time on November 11 and this will mark the third time West Georgia and Valdosta State have met in thesea-son finale on November 11.
- ▶ The season ended on this day in 1989 as West Georgia traveled to Martin, Tennessee for the finale against UT-Martin. The Braves snapped a five-game skid as they put up a season-high 445 yards of offense, and held UT-Martin to just one touchdown in a 36-7 win. Three rushers ended the night with at least 70 yards and a score: Kevin Fleeman had 93 yards and a touchdown, Mark Evans had 83 yards and a score and Brooks Benton had 71 yards and found the endzone twice. As a team, the Braves finished with 344 yards on the ground.
- ▶ In 1995, the West Georgia Braves needed a final week win to punch their ticket to the NCAA Division II Playoffs for the first time in program history, and boy did they get it. The Braves demolished the Blazers 44-6 to avenge a 1994 loss to VSU and it was never close as UWG led 34-0 at the break and scored on a 71-yard pass from Mark Eldred to Marcus Smith on the very first snap of the game. Eldred finished with 248 yards and four touchdowns. The Braves' defense was stellar as well, picking off three of VSU's astonishing 70 pass attempts and held the Blazers' offense to just one touchdown. The Braves would punch their ticket and fall to Carson-Newman in round one of the NCAA Postseason.
- ▶ It would be a different fate for the Braves in 2000 as they closed out the season with a 45-35 loss at home to Valdosta State. The final 45 seconds of the first half proved to be crucial in the game as it resulted in 10 unanswered points by VSU and completely flipped the momentum. It seemed as though UWG would take a 21-14 lead into halftime, but a 100-yard kickoff return with 32 seconds left tied things up, and then an interception set up a field goal as time expired to give VSU a 24-21 halftime

**2023 AFCA WEEK TEN DII COACHES POLL**

| Rank | School (1st votes)            | 2023 Rec. |
|------|-------------------------------|-----------|
| 1    | Colorado School of Mines (26) | 10-0      |
| 2t.  | Grand Valley St. (Mich.)      | 8-1       |
| 2t.  | Harding (Ark.) (1)            | 10-0      |
| 4    | Slippery Rock (Pa.) (1)       | 10-0      |
| 5    | Benedict (S.C.)               | 10-0      |
| 6    | Ferris St. (Mich.)            | 7-2       |
| 7    | Central Missouri              | 9-1       |
| 8    | Pittsburg St. (Kan.)          | 9-1       |
| 9    | Minnesota St.                 | 9-1       |
| 10   | Ouachita Baptist (Ark.)       | 9-1       |
| 11   | Delta St. (Miss.)             |           |
| 8-1  |                               |           |
| 12   | Bemidji St. (Minn.)           | 8-1       |
| 13   | Western Colorado              | 9-1       |
| 14   | Tiffin (Ohio)                 | 10-0      |
| 15   | Lenoir-Rhyne (N.C.)           | 9-1       |
| 16   | Davenport (Mich.)             | 8-1       |
| 17   | Texas-Permian Basin           | 9-1       |
| 18   | Virginia Union (1)            | 9-1       |
| 19   | Valdosta St. (Ga.)            | 9-1       |
| 20   | Augustana (S.D.)              | 9-1       |
| 21   | Missouri Western St.          | 8-2       |
| 22   | Indianapolis (Ind.)           | 8-1       |
| 23   | Central Washington            | 7-2       |
| 24   | Minnesota-Duluth              | 8-2       |
| 25   | West Florida                  | 7-3       |

Dropped Out: Virginia St. (22), Mars Hill (N.C.) (25)

Others Receiving Votes: Charleston (W.Va.), 21; Shepherd (W.Va.), 19; Virginia St., 18; Southern Arkansas, 10; Angelo St. (Tex.), 9; Henderson St. (Ark.), 9; Fairmont St. (W.Va.), 5; Mars Hill (N.C.), 5; Colorado St.-Pueblo, 4; Fort Hays St. (Kan.), 3; Kutztown (Pa.), 3; Truman St. (Mo.), 3; Emporia St. (Kan.), 1; New Haven (Conn.), 1.

lead. The Braves scored first out of the break, but it was VSU that then scored three straight times to take control of the game. ▶ Seventeen years would pass before the Wolves would play again on November 11, and this time it was the first trip to Carrollton for a second-year West Florida program. In what turned out to be one the most remarkable seasons for the Argonauts, they would hand the Wolves a 34-29 defeat and seemingly end the Wolves' season and playoff hopes. West Georgia led 16-0 through the first quarter and then UWF scored 24 straight points before UWG would score again on a 41-yard pass from Williw Candler to Shaq Roland to cut it to a one-point game. UWF would then add a field goal and a touchdown to stretch their lead to 34-23. With 2:24 left in the game, Candler found Taylor Turner to cut the game back to a one-score game. The Wolves' defense then got a stop and on the ensuing punt, JJ Jones nearly stunned the Argos with a return touchdown, but it was ruled he stepped out of bounds and the Wolves had just two plays to try and score, and came up short. UWG ended up in the playoffs after all, only to lose to the same UWF team on the same field two weeks later in round two of the NCAA Playoffs.

**2023 TEAM STATS COMPARISON**

|                          | UWG       | VSU       |
|--------------------------|-----------|-----------|
| Points/Game              | 27.6      | 35.1      |
| Points Allowed/Game      | 27.7      | 20.5      |
| 1st Downs                | 169       | 206       |
| 1st Downs Allowed        | 186       | 192       |
| Rush Yards/Game          | 195.4     | 124.9     |
| Rush Yards Allowed/Game  | 146.1     | 162.8     |
| Pass Yards/Game          | 171.8     | 308.7     |
| Pass Yards Allowed/Game  | 198.4     | 196.9     |
| Total Offense/Game       | 367.2     | 433.6     |
| Total Defense/Game       | 344.2     | 359.7     |
| INT Thrown/INT Made      | 12/6      | 8/7       |
| Turnover Margin          | -0.89     | 0.40      |
| Sacks/Game               | 2.11      | 1.90      |
| Sacks Allowed/Game       | 1.44      | 1.90      |
| 3rd Down Off/Def.        | 40.2/42.2 | 42.6/35.9 |
| Red Zone Off/Def.        | 74.2/78.9 | 78.6/61.5 |
| Kickoff Return Average   | 22.1      | 22.5      |
| Punt Return Average      | 6.9       | 6.3       |
| Penalties/Yards Per Game | 8.7/72.2  | 6.6/61.0  |
| Field Goals              | 4-6       | 3-7       |

**2023 NCAA RANKS COMPARISON**

|                         | UWG | VSU |
|-------------------------|-----|-----|
| Points/Game             | 63  | 30  |
| Points Allowed/Game     | 104 | 42  |
| 1st Downs               | 101 | 37  |
| 1st Downs Allowed       | 91  | 101 |
| Rush Yards/Game         | 25  | 108 |
| Rush Yards Allowed/Game | 87  | 109 |
| Pass Yards/Game         | 110 | 6   |
| Pass Yards Allowed/Game | 86  | 82  |
| Total Offense/Game      | 56  | 22  |
| Total Defense/Game      | 73  | 90  |
| Turnover Margin         | 142 | 48  |
| Sacks/Game              | 62  | 79  |
| Sacks Allowed/Game      | 45  | 77  |
| 3rd Down Offense        | 58  | 40  |
| 3rd Down Defense        | 128 | 78  |
| Red Zone Offense        | 102 | 81  |
| Red Zone Defense        | 84  | 7   |
| Kickoff Return Average  | 37  | 27  |
| Punt Return Average     | 105 | 117 |

**2022 GSC STANDINGS**

|                     |     |     |
|---------------------|-----|-----|
| Valdosta State      | 6-1 | 9-1 |
| Delta State         | 6-1 | 8-1 |
| West Florida        | 5-2 | 7-3 |
| West Georgia        | 5-2 | 6-3 |
| North Greenville    | 4-4 | 5-5 |
| West Alabama        | 3-4 | 4-5 |
| Mississippi College | 2-5 | 3-6 |
| Shorter             | 1-6 | 3-7 |
| Chowan              | 0-7 | 0-9 |

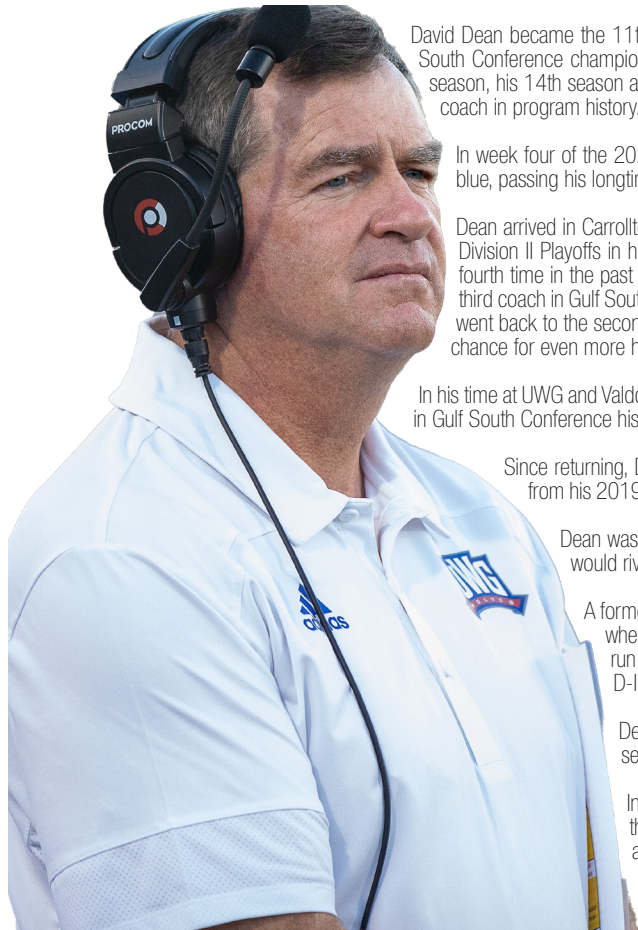
**THIS WEEK'S GSC SCHEDULE**

*All Times Eastern*

|                                    |        |
|------------------------------------|--------|
| West Alabama at Shorter            | 1 p.m. |
| Chowan at West Florida             | 2 p.m. |
| Mississippi College at Delta State | 3 p.m. |
| West Georgia at Valdosta State     | 7 p.m. |

**HEAD  
COACH**

**DAVID DEAN**



David Dean became the 11th head coach in the history of UWG football in 2017, returning to a program where he was part of two Gulf South Conference championships and three trips to the NCAA Playoffs as an assistant in the 1990s. Now, as Dean kicks off the 2023 season, his 14th season as a head coach and sixth season at the helm of the Wolves' program, he does it as UWG's all-time winningest coach in program history.

In week four of the 2022 season, Dean and the Wolves were victorious against West Alabama, notching his 37th win in the red and blue, passing his longtime friend and mentor Charlie Fisher for most wins in UWG history.

Dean arrived in Carrollton in January 2017, on the eve of signing day, and led the Wolves to nine victories and a return to the NCAA Division II Playoffs in his first season. In his second season in 2018, West Georgia won 10 games and reached the playoffs for the fourth time in the past five seasons. In the second week of the season in 2019, Dean stepped even more into history, becoming the third coach in Gulf South Conference history with 100 wins in his career as the Wolves defeated Limestone on the road. In 2021, Dean went back to the second round of the NCAA Playoffs for the seventh time in his career, and after the historical 2022 season, he has a chance for even more history in 2023.

In his time at UWG and Valdosta State, Dean has amassed a record of 121-43, and needs just two wins in 2023 to move to second all-time in Gulf South Conference history.

Since returning, Dean and his team has produced 40 All-Gulf South Conference selections and 16 All-Americans. Two players from his 2019 squad, John Hurst and Azouyah Alufohai signed undrafted free agent contracts in the National Football League.

Dean was no stranger to the Carrollton campus when he returned to UWG in 2017. He brought with him a resume that would rival any coach in the nation. As an assistant or as a head coach, David Dean and his football teams are winners.

A former wide receiver at Georgia Tech, Dean got his introduction to the wars of Gulf South Conference football in 1988 when he began a four-year run on the staff at Valdosta State. In 1992, Dean moved to Carrollton for an eight-year run on the staff at West Georgia. That stint included the first winning season at the Division II level, the first NCAA D-II Playoff berth, and the program's first two Gulf South Conference titles.

Dean departed UWG following the 1999 season, joining the staff of Chris Hatcher at Valdosta State. He spent seven seasons as the Blazers' offensive coordinator, a run that included the 2004 NCAA Division II Championship.

In 2007 Dean ascended to the head coaching post at VSU. He had to assemble a coaching staff almost from the ground up as all but one fellow staff member moved on. The results were positive as Valdosta State posted a 13-1 record and won the program's second national championship.

Five years later, Dean was back in the winner's circle again. This time the Blazers lost twice in the regular season, but they were untouchable in the playoffs, averaging 42 points a game during a postseason march to a second national title.

That second national title with the Blazers put Dean in rare company. College football has been played in the state of Georgia since the 1890s, and during that time only three football coaches in this state have won multiple national titles. Erskine Russell won three FCS crowns at Georgia Southern, while Paul Johnson followed him in Statesboro with a pair of championships of his own, and now it is also David Dean.

Dean's run as head coach at Valdosta State covered nine seasons. Beyond the two national crowns, his Blazer teams posted an impressive record of 79-27, including a mark of 42-19 in games played with the nation's best Division II conference, the Gulf South. His teams advanced to the NCAA Playoffs six times, and Dean's postseason head coaching record is 13-6.

The success of Dean's Valdosta State program resulted in numerous individual plaudits. He captured American Football Coaches Association Division II Coach of the Year honors following both national titles. He was also named 2007 Coach of the Year by Schutt Sports, AFCA Regional Coach of the Year, and GSC Coach of the Year in 2010.

Beyond his individual success, Dean's VSU players captured the highest of honors. His VSU teams had 18 Division II All-America selections, while 10 players signed National Football League contracts. Dean also coached three players who earned GSC Freshman of the Year honors, two league players of the year, and a national defensive player of the year.

Clearly, David Dean has been linked to success throughout his 30-year coaching career. At UWG or at UWG's biggest rival, the results are irrefutable: David Dean is a winner. His teams win and his program flourishes.

Dean is a native of DeKalb County in the metro Atlanta area. He was born in Decatur, and enjoyed a stellar high school career for the Avondale Blue Devils. Dean arrived at Georgia Tech as a walk-on in 1982, but was awarded a scholarship the following season. He played wide receiver for the Jackets through the 1985 campaign.

Married to the former Stacie Stott, the Deans have three daughters: Caroline, Allison, and Natalie.

**THE DEAN FILE**

**BORN:** February 3, 1964  
**EDUCATION:** Georgia State (1986)

**COACHING EXPERIENCE**

- West Georgia (Head Coach, 2017-Pres.)
- Georgia Southern (Off. Coordinator/WR, 2016)
- Valdosta State (Head Coach, 2007-2015)
- Valdosta State (Off. Coordinator/QB, 2000-2006)
- West Georgia (Off. Coordinator/QB, 1998-1999)
- West Georgia (Special Teams/RB, 1992-1997)
- Valdosta State (Wide Receivers, 1988-1991)
- Avondale HS (Wide Receivers, 1987)
- Georgia Tech (Grad. Assistant, 1986)

**COLLEGIATE HEAD COACH RECORD**

| Year          | School/Team         | Record               | Finish         |
|---------------|---------------------|----------------------|----------------|
| 2007          | Valdosta State      | 13-1                 | NCAA Champions |
| 2008          | Valdosta State      | 9-3                  |                |
| 2009          | Valdosta State      | 6-4                  |                |
| 2010          | Valdosta State      | 8-3                  |                |
| 2011          | Valdosta State      | 6-4                  |                |
| 2012          | Valdosta State      | 12-2                 | NCAA Champions |
| 2013          | Valdosta State      | 6-4                  |                |
| 2014          | Valdosta State      | 10-3                 |                |
| 2015          | Valdosta State      | 9-3                  |                |
| 2017          | West Georgia        | 9-4                  |                |
| 2018          | West Georgia        | 10-2                 |                |
| 2019          | West Georgia        | 6-5                  |                |
| 2020          | West Georgia        | --                   |                |
| 2021          | West Georgia        | 9-3                  |                |
| 2022          | West Georgia        | 8-2                  |                |
| 2023          | West Georgia        | 6-3                  |                |
| <b>Totals</b> | <b>(13 Seasons)</b> | <b>127-46 (.734)</b> |                |


UWG FOOTBALL COACHING STAFF



**David Dean**  
Head Coach




**Nate Masters**  
Defensive Coordinator



**Thomas Sydeski**  
Offensive Coordinator



**J.R. Dorman**  
Linebackers/Spec. Teams



**Brice Carlson**  
Offensive Line



**Tremaine Tyler-Frazier**  
Cornerbacks



**Will Patterson**  
Running Backs/DFO



**Michael Summers Jr.**  
Wide Receivers



**Pat Gamble**  
Defensive Line



**Ashly Salomonsky**  
Tight Ends/Full Backs



**Jaquan Henderson**  
GA, Outside Linebackers



**Jake Chadwick**  
GA, Safeties



**Andrew Dyer**  
Student Assistant



**J.T. Patterson**  
Video Coordinator



**Cody Gast**  
Student Assistant

| No. | Player               | Pos. | Ht.  | Wt. | Yr. | Hometown (Previous School)              |
|-----|----------------------|------|------|-----|-----|---|
| 0   | Deontae Overstreet   | S    | 5-9  | 200 | SR  | Tifton, GA (Tift County HS)             |
| 1   | Jaeven West          | WR   | 5-7  | 160 | SR  | Warner Robins, GA (Warner Robins HS)    |
| 1   | Carson Yancy         | DB   | 5-8  | 177 | SO  | Auburn, AL (Auburn HS)                  |
| 2   | Terrill Cole         | WR   | 6-1  | 180 | SR  | Birmingham, AL (Lindsey-Wilson)         |
| 2   | Festus Davies        | LB   | 6-2  | 211 | SO  | Lawrenceville, GA (Dacula HS)           |
| 3   | TJ Lockley           | WR   | 6-0  | 181 | SO  | Dayton Beach, FL (Jacksonville State)   |
| 3   | Xavier Robinson      | LB   | 5-11 | 218 | JR  | Atlanta, GA (Shorter)                   |
| 4   | Christian Royalston  | RB   | 5-8  | 191 | JR  | Fairburn, GA (Langston Hughes HS)       |
| 4   | Cael Bright          | DB   | 5-10 | 190 | SR  | Douglasville, GA (Notre Dame (OH))      |
| 5   | LaPerion Perry       | WR   | 5-7  | 160 | SR  | LaGrange, GA (LaGrange HS)              |
| 5   | Jibrahn Claude       | DB   | 6-0  | 185 | SO  | Loganville, GA (Buffalo)                |
| 6   | Pate Hogan           | QB   | 5-10 | 185 | SO  | Valdosta, GA (Walwood HS)               |
| 6   | Amos Dahn            | LB   | 6-0  | 220 | JR  | Lawrenceville, GA (Archer HS)           |
| 7   | Marquise Bridges     | WR   | 6-1  | 205 | SR  | Brokhaven, MS (Northwestern State)      |
| 7   | Jelen Lee            | DB   | 6-0  | 174 | JR  | Florence, AL (Chattanooga)              |
| 8   | Cameran Brown        | QB   | 6-2  | 225 | RFR | Byron, GA (Northside Warner Robins HS)  |
| 8   | Mason Huntley        | DL   | 6-1  | 217 | SO  | Lilburn, GA (Parkview HS)               |
| 9   | Ben Whitlock         | QB   | 6-2  | 195 | SO  | Johns Creek, GA (Johns Creek HS)        |
| 9   | Camryn Feagins       | DB   | 5-11 | 176 | JR  | Phenix City, AL (North Alabama)         |
| 10  | Zay Britt            | WR   | 5-8  | 181 | JR  | Oxford, AL (Oxford HS)                  |
| 11  | Steven Peterson      | WR   | 6-2  | 201 | SR  | Kennesaw, GA (Georgia)                  |
| 11  | Jeremiah Mayner      | DB   | 5-11 | 190 | FR  | Reidsville, GA (Tattall County)         |
| 12  | Wesley Kennedy III   | RB   | 5-10 | 180 | SR  | Savannah, GA (Georgia Southern)         |
| 12  | JJ Edwards           | DB   | 6-0  | 181 | SO  | Greensboro, GA (Citrus College)         |
| 13  | Cam Saunders         | WR   | 5-11 | 167 | JR  | Charleston, WV (Elizabeth City State)   |
| 14  | Jake Davis           | WR   | 6-2  | 190 | SO  | Thomaston, GA (Presbyterian)            |
| 15  | Eli Gainey           | QB   | 6-3  | 227 | SO  | Flowery Branch, GA (South Alabama)      |
| 15  | Ben Fortson          | DB   | 5-9  | 190 | SO  | Bowdon, GA (Bowdon HS)                  |
| 16  | Richie Lankford      | QB   | 6-2  | 210 | SO  | McDonough, GA (Georgia Southern)        |
| 16  | Jeremy Smith         | S    | 6-1  | 182 | JR  | Savannah, GA (Marshall)                 |
| 17  | Mykel Tubbs          | WR   | 6-2  | 200 | JR  | Atlanta, GA (Miami)                     |
| 18  | Jordan Clark         | DB   | 5-10 | 165 | JR  | Richmond Hill, GA (Savannah State)      |
| 19  | Kenyon TA Skinner    | WR   | 6-0  | 185 | SR  | Orlando, FL (Northern Michigan)         |
| 20  | Ashaud Roberson      | RB   | 5-7  | 175 | SO  | Richmond Hill, GA (Richmond Hill HS)    |
| 21  | Michael Merriweather | DB   | 5-11 | 196 | RFR | Columbus, GA (Carver Columbus HS)       |
| 22  | Rajaez Mosley        | RB   | 5-7  | 193 | JR  | Valdosta, GA (Valdosta HS)              |
| 23  | Desmond Johnson      | DB   | 6-0  | 195 | JR  | Valdosta, GA (Western Kentucky)         |
| 24  | Eli Barrow           | LB   | 5-10 | 212 | FR  | Cedartown, GA (Cedartown HS)            |
| 25  | Bryan Rice           | DL   | 6-2  | 225 | SR  | Nolensville, TN (Shorter)               |
| 26  | Latrell Murrell      | RB   | 5-11 | 195 | FR  | Douglasville, GA (Douglas County HS)    |
| 27  | Brandon Mathis       | RB   | 6-0  | 215 | RFR | Fayetteville, GA (Starrs Mill HS)       |
| 28  | Ravon Grant          | WR   | 5-10 | 167 | FR  | Richmond Hill, GA (Richmond Hill HS)    |
| 29  | Tre Douglas          | S    | 6-2  | 205 | JR  | McDonough, GA (Coastal Carolina)        |
| 30  | Jaden Stanley        | LB   | 6-2  | 215 | RFR | Fitzgerald, GA (Fitzgerald HS)          |
| 31  | Brock Pellegrino     | K    | 5-8  | 202 | JR  | Braselton, GA (Mill Creek HS)           |
| 32  | Ethan Todorovich     | LB   | 6-0  | 196 | SO  | Gulf Breeze, FL (Gulf Breeze HS)        |
| 33  | JB Carlisle          | RB   | 5-10 | 206 | SO  | Oxford, AL (Oxford HS)                  |
| 34  | Tre Williams         | FB   | 6-4  | 217 | SO  | Calhoun, GA (Gordon Central HS)         |
| 35  | Trey Lovelace        | LB   | 6-1  | 220 | SO  | Tallapoosa, GA (Haralson County HS)     |
| 37  | Micah Thurman        | LB   | 6-2  | 225 | SO  | Warner Robins, GA (Northside HS)        |
| 38  | Jaylen Brown         | DL   | 6-3  | 255 | JR  | Lawrenceville, GA (Independence CC)     |
| 39  | Brandon Booker       | DB   | 5-10 | 182 | SR  | Lithonia, GA (Miller Grove HS)          |
| 41  | Kole Allen           | TE   | 6-2  | 250 | JR  | Hoover, AL (Portland State)             |
| 42  | Jalynn Tarver        | LB   | 6-0  | 255 | SR  | Columbia, SC (Georgia Military College) |
| 43  | Anthony Rochester    | DB   | 6-0  | 186 | SR  | Lawrenceville, GA (Fort Scott CC)       |
| 44  | Hayden Wells         | FB   | 5-10 | 224 | SO  | Valdosta, GA (Lowndes HS)               |
| 45  | Keondre Williams     | LB   | 6-2  | 214 | JR  | Metter, GA (Metter HS)                  |
| 46  | Jay Carter           | LB   | 6-0  | 225 | RFR | Warner Robins, GA (Warner Robins HS)    |
| 47  | Marcus Gary          | FB   | 5-10 | 203 | SR  | Valdosta, GA (Lowndes HS)               |
| 53  | Jeffrey Miller       | OL   | 6-3  | 280 | JR  | Tampa, FL (Iowa Western CC)             |
| 54  | Derrick McFerrien    | OL   | 6-1  | 266 | JR  | Duluth, GA (Duluth HS)                  |
| 55  | Abu Bangura          | DL   | 6-3  | 259 | SR  | Baltimore, MD (Florida A&M)             |
| 56  | Malcolm Mercer       | DL   | 6-0  | 273 | SR  | Americus, GA (Americus-Sumter HS)       |
| 57  | Jalen Moore          | OL   | 6-1  | 285 | JR  | Atlanta, GA (Creekside HS)              |
| 58  | John Quinn           | LS   | 6-1  | 225 | SO  | Valdosta, GA (Lowndes HS)               |
| 60  | Brandon Pippen       | OL   | 6-4  | 280 | JR  | Alpharetta, GA (Arkansas Pine Bluff)    |
| 63  | Rahyiem Rowe         | OL   | 6-3  | 326 | SO  | Fairburn, GA (Southern Illinois)        |
| 64  | David Bodden         | OL   | 6-2  | 280 | JR  | Hoover, AL (Hoover HS)                  |
| 67  | Austin Donaldson     | OL   | 6-3  | 295 | SR  | Stockbridge, GA (Stockbridge HS)        |
| 70  | Sam Regina           | OL   | 6-4  | 290 | SO  | Helena, AL (Helena HS)                  |
| 75  | Mason Bundy          | OL   | 6-6  | 300 | SO  | Mineral Bluff, GA (Liberty)             |
| 76  | Bailey Cannady       | OL   | 6-3  | 327 | JR  | Jasper, GA (Pickens HS)                 |
| 77  | Brevyn Jones         | OL   | 6-5  | 295 | SO  | Birmingham, AL (Jacksonville State)     |

| No. | Player              | Pos. | Ht.  | Wt. | Yr. | Hometown (Previous School)           |
|-----|---------------------|------|------|-----|-----|--------------------------------------|
| 78  | Marvin James        | OL   | 6-3  | 321 | JR  | Mableton, GA (Pebblebrook HS)        |
| 79  | Bryson Wilson       | OL   | 6-6  | 358 | FR  | Adel, GA (Cook County HS)            |
| 80  | Palmer Bacheider    | WR   | 5-11 | 191 | SR  | Augusta, GA (Central Florida)        |
| 82  | James Wade          | TE   | 6-3  | 264 | SO  | Yorktown, VA (York HS)               |
| 83  | E'Shawn Mayes       | TE   | 6-3  | 255 | JR  | Hephzibah, GA (Alabama State)        |
| 83  | Tyler Davalos       | K    | 6-3  | 196 | FR  | Acworth, GA (Allatoona HS)           |
| 84  | Reilly Mason        | P    | 6-2  | 185 | SO  | Sylvester, GA (Worth County HS)      |
| 85  | Zach Obi            | TE   | 6-3  | 240 | JR  | Jonesboro, GA (Central Christian HS) |
| 86  | Jerry Mays          | WR   | 6-0  | 185 | JR  | Covington, GA (Eastside HS)          |
| 87  | Neico Sandifer      | WR   | 6-4  | 206 | FR  | Macon, GA (Rutland HS)               |
| 88  | Reed Reagin         | LS   | 6-0  | 201 | SO  | Valdosta, GA (Valdosta HS)           |
| 89  | Cam Edwards         | WR   | 6-4  | 160 | RFR | Jackson, GA (Jackson HS)             |
| 90  | Demetrice Lofton    | DL   | 6-5  | 250 | SR  | Fairburn, GA (Creekside)             |
| 92  | Aiden Benton        | DL   | 6-2  | 236 | FR  | Lovejoy, GA (Lovejoy HS)             |
| 94  | Exavier McDowell    | DL   | 6-2  | 236 | RFR | Snellville, GA (South Gwinnett HS)   |
| 95  | Derrick Von Hubbard | DL   | 6-1  | 270 | RFR | Coryers, GA (Newton HS)              |
| 96  | Raymone Devezin     | DL   | 6-0  | 277 | JR  | Woodstock, GA (Etowah HS)            |
| 97  | Eric Williams       | DL   | 6-4  | 302 | JR  | Warner Robins, GA (Valdosta State)   |
| 99  | Jalon Miller        | DL   | 6-0  | 255 | SO  | Tifton, GA (Tift County HS)          |

**Pronunciation Guide**

|                   |                    |
|-------------------|--------------------|
| Jaeven West       | JAY-vin            |
| Terrill Cole      | Tuh-rell           |
| Jibrahn Claude    | Jih-BRAHN          |
| Jelen Lee         | Goes by Jet        |
| Camryn Feagins    | cuh-MY-en FAY-gins |
| Kenyon TA Skinner | Kin-YON-tay        |
| Rajaez Mosley     | RAH-jayz           |
| Latrell Murrell   | They rhyme         |
| Brock Pellegrino  | Pell-uh-green-oh   |
| Ethan Todorovich  | TOH-dore-oh-vitch  |
| Keondre Williams  | KEE-ahn-dray       |
| Abu Bangura       | ah-BOO Ban-GOO-ruh |
| Rahyiem Rowe      | RAH-heem           |
| David Bodden      | BAH-den            |
| Sam Regina        | Ruh-jeen-uh        |
| Bailey Cannady    | CAN-uh-dee         |
| Tyler Davalos     | Dah-VUH-los        |
| Zack Obi          | OH-bee             |
| Raymone Devezin   | Deh-vuh-zin        |

**Coaching Staff**

|                        |  |
|------------------------|--|
| David Dean             | Head Coach                                     |
| JR Dorman              | Assistant Head Coach, Linebackers              |
| Thomas Sydeski         | Offensive Coordinator, Quarterbacks            |
| Nate Masters           | Defensive Coordinator, Safeties                |
| Pat Gamble             | Defensive Line                                 |
| Will Patterson         | Running Backs, Director of Football Operations |
| Brice Carlson          | Offensive Line, Run Game Coordinator           |
| Mike Summers Jr.       | Wide Receivers                                 |
| Tremaine Tyler-Frazier | Defensive Backs                                |
| Ashly Salomonsky       | Graduate Assistant, Offense                    |
| Jaquan Henderson       | Graduate Assistant, Defense                    |
| Jake Chadwick          | Graduate Assistant, Defense                    |
| JT Patterson           | Video Coordinator                              |
| Andrew Dyer            | Student Assistant                              |
| Cody Gast              | Student Assistant                              |
| Jordan Thornton        | Student Assistant                              |

DEPTH CHART

OFFENSE

|    |    |                    |      |     |       |
|----|----|--------------------|------|-----|-------|
| QB | 8  | Cameran Brown      | 6-2  | 225 | R-Fr. |
|    | 9  | Ben Whitlock       | 6-2  | 195 | So.   |
| RB | 22 | Rajaez Mosley      | 5-7  | 193 | Jr.   |
| or | 12 | Wesley Kennedy III | 5-10 | 180 | Sr.   |
| FB | 34 | Tre Williams       | 6-4  | 217 | So.   |
|    | 47 | Marcus Gary        | 5-10 | 203 | Sr.   |
| XR | 17 | Mykel Tubbs        | 6-2  | 200 | Jr.   |
|    | 3  | T.J Lockley        | 6-0  | 181 | So.   |
| LT | 77 | Brevyn Jones       | 6-5  | 295 | So.   |
|    | 60 | Brandon Pippen     | 6-4  | 280 | Jr.   |
| LG | 57 | Jalen Moore        | 6-1  | 285 | Jr.   |
|    | 70 | Sam Regina         | 6-4  | 290 | So.   |
| C  | 64 | David Bodden       | 6-2  | 280 | Jr.   |
|    | 54 | Derrick McFerrien  | 6-1  | 266 | Jr.   |
| RG | 67 | Austin Donaldson   | 6-3  | 295 | Sr.   |
|    | 54 | Derrick McFerrien  | 6-1  | 266 | Jr.   |
| RT | 78 | Marvin James       | 6-3  | 321 | Jr.   |
|    | 75 | Mason Bundy        | 6-6  | 300 | So.   |
| TE | 85 | Zach Obi           | 6-3  | 240 | Jr.   |
|    | 83 | E'Shawn Mayes      | 6-3  | 255 | Jr.   |
| HR | 1  | Jaeven West        | 5-7  | 160 | Sr.   |
|    | 7  | Marquise Bridges   | 6-1  | 205 | Sr.   |
| YR | 5  | LaPerion Perry     | 5-7  | 160 | Sr.   |
|    | 11 | Steven Peterson    | 6-2  | 201 | Sr.   |
| ZR | 2  | Terrill Cole       | 6-1  | 180 | Sr.   |
|    | 86 | Jerry Mays         | 6-0  | 185 | Jr.   |

DEFENSE

|      |    |                      |      |     |       |
|------|----|----------------------|------|-----|-------|
| RAM  | 45 | Keondre Williams     | 6-2  | 214 | Jr.   |
|      | 35 | Trey Lovelace        | 6-21 | 220 | So.   |
| N    | 56 | Malcolm Mercer       | 6-0  | 273 | Sr.   |
|      | 97 | Eric Williams        | 6-4  | 302 | Jr.   |
| DT   | 55 | Abu Bangura          | 6-3  | 259 | Sr.   |
|      | 38 | Jaylen Brown         | 6-3  | 225 | Jr.   |
| DE   | 8  | Mason Huntley        | 6-1  | 217 | So.   |
|      | 25 | Bryan Rice           | 6-2  | 225 | Sr.   |
| LB   | 6  | Amos Dahn            | 6-0  | 220 | Jr.   |
|      | 42 | Jalynn Tarver        | 6-0  | 255 | Sr.   |
| LB   | 3  | Xavier Robinson      | 5-11 | 218 | Jr.   |
|      | 37 | Micah Thurman        | 6-2  | 225 | So.   |
| CB   | 9  | Camryn Feagins       | 5-11 | 176 | Jr.   |
|      | 39 | Brandon Booker       | 5-10 | 182 | Sr.   |
| STUD | 0  | Deontae Overstreet   | 5-9  | 200 | Sr.   |
|      | 16 | Jeremy Smith         | 6-1  | 182 | Jr.   |
| S    | 21 | Michael Merriweather | 5-11 | 196 | R-Fr. |
|      | 5  | Jibrah Claude        | 6-0  | 185 | So.   |
| S    | 4  | Cael Bright          | 5-10 | 190 | Sr.   |
|      | 29 | Tre' Douglas         | 6-2  | 205 | Jr.   |
| CB   | 7  | Jelen Lee            | 6-0  | 174 | Jr.   |
|      | 1  | Carson Yancy         | 5-8  | 177 | So.   |

SPECIAL TEAMS

|     |    |                    |      |     |     |
|-----|----|--------------------|------|-----|-----|
| PK  | 83 | Tyler Davalos      | 6-3  | 196 | Fr. |
| KOS | 83 | Tyler Davalos      | 6-3  | 196 | Fr. |
| P   | 84 | Reilly Mason       | 6-2  | 185 | So. |
| H   | 6  | Pate Hogan         | 5-10 | 185 | So. |
|     | 10 | Zay Britt          | 5-8  | 181 | Jr. |
| KR  | 12 | Wesley Kennedy III | 5-10 | 180 | Sr. |
|     | 5  | LaPerion Perry     | 5-7  | 160 | Sr. |
| PR  | 12 | Wesley Kennedy III | 5-10 | 180 | Sr. |
|     | 10 | Zay Britt          | 5-8  | 181 | Jr. |

# RA-LIN FIELD at UNIVERSITY STADIUM



► After playing home games at Carrollton High School's Grisham Stadium for nearly 30 years, UWG opened University Stadium in front of 6,277 fans in 2009, hosting Lambuth in the first ever game at one of the premiere Division II football facilities.

► University Stadium hosted its first ever playoff game in 2015 as West Georgia defeated a Valdosta State team coached by David Dean on Dallas Dickey's late touchdown at the southwest pylon. The Wolves went on to host Tuskegee in round two, and later hosted NCAA Opening Round games in 2017 and 2018.

► West Georgia's defense has pitched three shutouts at University Stadium, with the most recent coming in 2021 as the Wolves defeated Morehouse, 47-0.

► The press box features 13 luxury suites for fans to enjoy. The second floor features two on the far north and far south ends while the third floor is exclusively suites and features nine total. The largest suite, centered in the center of the third floor, is The President's Suite, where UWG president Dr. Brendan Kelly hosts guests at each home game.

► Three different head coaches have coached in University Stadium for the Wolves, Daryl Dickey, Will Hall, and David Dean. Two of those, Hall and Dean, have also been on the University Stadium sideline as opposing head coaches.

► The first UWG touchdown in University Stadium history came in game one as Matt O'Brien hauled in a 17-yard pass from Kyle Padgett. O'Brien later went to serve on the UWG coaching staff under Daryl Dickey and Will Hall.

► Current Auburn University head coach Hugh Freeze was the opposing head coach in the opening game at University Stadium.

► UWG is 56-26 all-time at University Stadium, and from 2013-2016 won an impressive 19 consecutive games at home. That run included an upset win over Delta State in 2013, and a pair of playoff wins in 2015.

### STADIUM QUICK FACTS

|                            |                          |
|----------------------------|--------------------------|
| First Game.....            | September 5, 2009        |
| Result .....               | Lambuth 27, UWG 20       |
| UWG's Stadium Record ..... | 56-27                    |
| Field Name .....           | Ra-Lin Field             |
| Capacity .....             | 10,000                   |
| Surface .....              | Natural                  |
| Record Crowd.....          | 9,011 (December 5, 2015) |
| Result .....               | UWG 35, Tuskegee 6       |

### STADIUM BESTS

#### Individual

|                     |  |
|---------------------|--|
| Rushing Yards ..... | 181, Quan Jones vs. Delta State, 2013        |
| Passing Yards.....  | 398, Dallas Dickey vs. Tuskegee, 2015        |
| Receiving Yards...  | 168, Denarius Appling vs. West Alabama, 2019 |
| Tackles .....       | 14, Manny Rodriguez vs. Wingate, 2010        |
| .....               | 14, Jay Johnson vs. Harding, 2010            |
| .....               | 14, Cam Magee vs. West Florida, 2017         |
| Interceptions ..... | 2, Donovan Jackson vs. North Alabama, 2013   |
| .....               | 2, Carlos Hutton vs. Delta State, 2014       |
| .....               | 2, Korie Rogers vs. West Florida, 2017       |
| Sacks .....         | 6, Jeremy Cook vs. Concordia, 2010           |

#### Team

|                     |                                   |
|---------------------|-----------------------------------|
| Rushing Yards ..... | 400 vs. Mississippi College, 2014 |
| Passing Yards.....  | 398 vs. Tuskegee, 2015            |
| Total Yards.....    | 646 vs. Mississippi College, 2014 |
| Points .....        | 57 vs. Fayetteville State, 2015   |
| First Downs .....   | 30 vs. Valdosta State, 2022       |
| .....               | 30 vs. Delta State, 2022          |

**THE LAST TIME**

**THE LAST TIME WEST GEORGIA HAD...**

|                             |                                     |
|-----------------------------|-------------------------------------|
| 30 or more first downs      | at North Greenville, 2022 (34)      |
| 400+ yards rushing          | vs. Mississippi College, 2014 (400) |
| 300-399 yards rushing       | at Shorter, 2023 (317)              |
| 250-299 yards rushing       | at Mississippi College, 2023 (271)  |
| 200-249 yards rushing       | vs. Chowan, 2023 (238)              |
| 400+ yards passing          | at North Greenville, 2022 (424)     |
| 350-399 yards passing       | at Valdosta State, 2021 (381)       |
| 300-349 yards passing       | vs. Valdosta State, 2022 (337)      |
| 250-299 yards passing       | vs. Shorter, 2022 (280)             |
| 600+ yards total offense    | at North Greenville, 2022 (645)     |
| 500-599 yards total offense | at Shorter, 2023 (523)              |
| 90 plays total offense      | at Delta State, 2022 (93)           |
| Four passes intercepted     | at Texas A&M-Kingsville, 2023 (4)   |
| 50 points                   | at Delta State, 2022 (52)           |

**THE LAST TIME WEST GEORGIA HELD ITS OPPONENT TO...**

|                                     |                                     |
|-------------------------------------|-------------------------------------|
| Less than 10 first downs            | at Morehouse, 2022 (7)              |
| 10 First Downs                      | at Catawba, 2019 (10)               |
| Negative yards rushing              | vs. Delta State, 2013 (-4)          |
| 100 yards or less rushing           | vs. Chowan, 2023 (47)               |
| Zero passing yards                  | at North Alabama, 1992 (0)          |
| 100 yards or less passing           | at Mississippi College, 2023 (31)   |
| 200 or fewer yards of total offense | vs. West Alabama, 2023 (181)        |
| 201-250 yards of total offense      | at Texas A&M-Kingsville, 2023 (241) |
| 251-300 yards of total offense      | at Shorter, 2023 (294)              |
| No touchdowns                       | vs. West Alabama, 2023 (6 points)   |

**THE LAST TIME WEST GEORGIA...**

|   |  |
|---|--|
| Had two players with 100+ rushing yards   | at Mississippi College, 2023<br>(Rajaez Mosley 175, Cameran Brown 100) |
| Had two players with 100+ receiving yards | at Mississippi College, 2021<br>(Quan Harrison 118, Mechane Slade 108) |
| Returned a punt for a TD                  | at Valdosta State, 2021 (Quan Harrison, 78 yds.)                       |
| Returned a kickoff for a TD               | vs. Florida Tech, 2018 (LaPerion Perry, 96 yds.)                       |
| Returned an interception for a TD         | at Morehouse, 2022 (Deontae Overstreet, 41 yds.)                       |
| Returned two interceptions for TDs        | vs. Albany State, 2002<br>Datwan Wells and Jonathan Sello              |
| Returned a fumble for a TD                | vs. West Alabama, 2023 (Keondre Williams, 55 yards)                    |
| Recorded 6+ sacks                         | vs. Chowan, 2023 (7)   |
| Recorded 5 sacks                          | vs. Delta State, 2018 (5)  |
| Recorded 4 sacks                          | at West Alabama, 2022 (4)  |
| Recorded 3 sacks                          | vs. North Greenville, 2023 (3)   |
| Intercepted 6 passes                      | at West Florida, 2016 (6)  |
| Intercepted 5 passes                      | at Tusculum, 2012 (5)  |
| Intercepted 4 passes                      | at Valdosta State, 2005 (4)  |
| Intercepted 3 passes                      | vs. Delta State, 2021 (3)  |
| Blocked a punt                            | vs. Delta State, 2023  |
| Blocked a punt for a TD                   | vs. Delta State, 2023 (Steven Peterson)                                |
| Blocked a field goal                      | vs. Chowan, 2023 (Jalon Miller)  |
| Had a punt blocked                        | vs. Delta State (2021)   |
| Had a kickoff returned for a TD           | vs. Mars Hill, 2014  |
| Had a punt returned for a TD              | vs. West Alabama, 2016   |
| Had an interception returned for a TD     | at West Florida, 2023  |
| Had a fumble returned for a TD            | vs. Delta State, 2023  |
| Missed a PAT kick                         | vs. Delta State, 2023  |
| Had a successful two-point conversion     | at Delta State, 2022   |
| Had a field goal blocked                  | at Texas A&M-Kingsville, 2023  |
| Shut out an opponent                      | at Morehouse, 2022   |
| Was shut out                              | at Henderson State, 2009   |
| Played an overtime game                   | vs. Arkansas-Monticello, 2007  |
| Scored a safety                           | vs. Morehouse, 2021  |
| Gave up a safety                          | vs. Delta State, 2023  |
| Had no turnovers                          | vs. North Greenville, 2023   |
| Had no penalties                          | vs. Point, 2013  |

**THE LAST TIME A WEST GEORGIA PLAYER...**

|                                    |   |
|------------------------------------|---|
| Rushed 30 times                    | Jaxton Carson vs. West Florida, 2022 (31)                       |
| Rushed 20 times                    | Jaxton Carson at North Greenville, 2022 (25)                    |
| Rushed for 230 yards               | Nick Price vs. Southern Arkansas, 2000 (235)                    |
| Rushed for 200 yards               | Chauncey Williams at Limestone, 2019 (218)                      |
| Rushed for 150 yards               | Rajaez Mosley at Shorter, 2023 (191)                            |
| Rushed for 100 yards               | Rajaez Mosley vs. North Greenville, 2023 (130)                  |
| Passed for 500 yards               | Harrison Frost at Delta State (503)                             |
| Passed for 400 yards               | Harrison Frost at North Greenville, 2022 (424)                  |
| Passed for 350 yards               | Harrison Frost at Valdosta State (381)                          |
| Passed for 300 yards               | Harrison Frost vs. Valdosta State, 2022 (337)                   |
| Attempted 60 passes                | Harrison Frost at Delta State, 2022 (65)                        |
| Attempted 50 passes                | Harrison Frost vs. West Florida, 2022 (53)                      |
| Attempted 40 passes                | Harrison Frost at North Greenville, 2022 (44)                   |
| Attempted 30 passes                | Harrison Frost vs. Shorter, 2022 (33)                           |
| Completed 30 passes                | Harrison Frost at Delta State (41)                              |
| Completed 20 passes                | Harrison Frost at North Greenville, 2022 (26)                   |
| Passed for 4 or more TDs           | Harrison Frost at North Greenville, 2022 (4)                    |
| Threw 3 or more interceptions      | Ben Whitlock at Texas A&M-Kingsville, 2023 (3)                  |
| Had 100 yards rushing and passing  | Cameran Brown vs. Chowan, 2023<br>(102 rushing, 123 passing)    |
| Caught 10 passes                   | Ronnie Blackmon at Delta State, 2022 (10)                       |
| Had 200 receiving yards            | Andre Heard at North Alabama, 2000 (205)                        |
| Had 100 receiving yards            | Terrill Cole at Mississippi College, 2023 (124)                 |
| Scored 4 rushing touchdowns        | Seth Hinsley at Shorter, 2014                                   |
| Scored 3 rushing touchdowns        | Jaxton Carson vs. Shorter, 2022                                 |
| Scored 2 rushing touchdowns        | Rajaez Mosley at Shorter, 2023                                  |
| Scored 3 receiving touchdowns      | John Hurst vs. Mississippi College, 2019                        |
| Scored 2 receiving touchdowns      | Terrill Cole at Mississippi College, 2023                       |
| Intercepted two passes             | Korie Rogers vs. West Florida, 2017                             |
| Kicked a 45-yard field goal        | Omar Cervantes vs. Delta State, 2021 (46 yds.)                  |
| Kicked a 35-yard field goal        | Brock Pellegrino at Mississippi College, 2023 (44 yds.)         |
| Kicked three field goals in a game | Omar Cervantes vs. Shorter, 2019                                |
| Kicked two field goals in a game   | Omar Cervantes vs. Delta State, 2021                            |
| Had 15 tackles in a game           | James McGee at Harding, 2011 (16)                               |
| Had 10 tackles in a game           | Xavier Robinson and Keondre Williams vs. Delta State, 2023 (10) |

INDIVIDUAL SINGLE GAME RECORDS

RUSHING YARDS

| No. | Name              | Yds. | Opponent            | Year |
|-----|-------------------|------|---------------------|------|
| 1   | Nick Price        | 235  | Southern Arkansas   | 2000 |
| 2   | Felix Addo        | 233  | Delta State         | 1993 |
| 3   | Shane Reinhardt   | 225  | Livingston          | 1989 |
| 4   | Devontae Jackson  | 224  | West Florida        | 2018 |
| 5   | Stevie Young      | 218  | Mississippi College | 1985 |
|     | Chauncey Williams | 218  | Limestone           | 2019 |
| 7   | Steve Duncan      | 213  | Valdosta State      | 1998 |
| 8   | Gary Harden       | 209  | West Alabama        | 1996 |
|     | Felix Addo        | 209  | Mississippi College | 1994 |
| 10  | Mark Evans        | 200  | Lane College        | 1992 |

RUSHING TOUCHDOWNS

| No. | Name                                       | TD | Opponent     | Year |
|-----|--|----|--------------|------|
| 1   | Seth Hinsley                               | 4  | Shorter      | 2014 |
|     | Mark Evans                                 | 4  | Lane         | 1992 |
|     | Shane Reinhardt                            | 4  | West Alabama | 1989 |
| 3   | <i>22 tied with 3, Most recently by...</i> |    |              |      |
|     | Jaxton Carson                              | 3  | Shorter      | 2022 |



SETH HINSLEY

PASSING COMPLETIONS

| No. | Name           | C  | Opponent            | Year |
|-----|----------------|----|---------------------|------|
| 1   | Chris Teal     | 42 | Valdosta State      | 1991 |
| 2   | Harrison Frost | 41 | Delta State         | 2022 |
| 3   | Harrison Frost | 37 | West Alabama        | 2021 |
| 4   | Ryan Poole     | 35 | Arkansas-Mont.      | 2007 |
| 5   | Harrison Frost | 34 | Mississippi College | 2021 |
| 6   | Ryan Poole     | 32 | West Alabama        | 2007 |
|     | Chris Teal     | 32 | Mississippi College | 1992 |
| 8   | Ryan Poole     | 31 | Harding             | 2007 |
| 9   | Harrison Frost | 29 | North Greenville    | 2022 |
|     | Harrison Frost | 29 | Valdosta State      | 2021 |
|     | Harrison Frost | 29 | Delta State         | 2021 |
|     | Harrison Frost | 29 | Carson-Newman       | 2021 |
|     | Ryan Poole     | 29 | Valdosta State      | 2007 |

PASSING ATTEMPTS

| No. | Name            | C  | Opponent       | Year |
|-----|-----------------|----|----------------|------|
| 1   | Chris Teal      | 67 | Valdosta State | 1991 |
| 2   | Harrison Frost  | 65 | Delta State    | 2022 |
| 3   | Harrison Frost  | 62 | West Alabama   | 2021 |
| 4   | Ryan Poole      | 59 | Arkansas-Mont. | 2007 |
| 5   | Ryan Poole      | 57 | Delta State    | 2007 |
| 6   | Harrison Frost  | 53 | West Florida   | 2022 |
|     | Ryan Poole      | 53 | Valdosta State | 2007 |
| 8   | Jeremy Clements | 51 | Catawba        | 2000 |
| 9   | Harrison Frost  | 50 | Delta State    | 2021 |

|    |            |    |                     |      |
|----|------------|----|---------------------|------|
|    | Sean Gray  | 50 | Samford             | 2008 |
| 11 | Chris Teal | 49 | Mississippi College | 1992 |
|    | Ryan Poole | 49 | Harding             | 2007 |
|    | Chris Teal | 49 | Jacksonville State  | 1991 |

PASSING YARDS

| No. | Name            | Yds. | Opponent            | Year |
|-----|-----------------|------|---------------------|------|
| 1   | Harrison Frost  | 503  | Delta State         | 2022 |
| 2   | Harrison Frost  | 424  | North Greenville    | 2022 |
| 3   | Harrison Frost  | 418  | North Greenville    | 2022 |
| 4   | Chris Teal      | 417  | Valdosta State      | 1991 |
| 5   | Jeremy Clements | 416  | Presbyterian        | 2000 |
| 6   | Harrison Frost  | 415  | Mississippi College | 2021 |
| 7   | Chris Teal      | 401  | Mississippi College | 1992 |
| 8   | Dallas Dickey   | 398  | Tuskegee            | 2015 |
| 9   | Toby Strange    | 396  | North Alabama       | 1996 |
| 10  | Ryan Poole      | 388  | Arkansas-Mont.      | 2007 |
| 11  | Willie Candler  | 374  | Valdosta State      | 2019 |

PASSING TOUCHDOWNS

| No. | Name                                       | TD | Opponent       | Year |
|-----|--|----|----------------|------|
| 1   | Cater Pierce                               | 6  | Liberty        | 1984 |
| 2   | Jeremy Clements                            | 5  | Arkansas-Mont. | 1998 |
| 3   | Toby Strange                               | 5  | Valdosta State | 1996 |
| 4   | Chris Teal                                 | 5  | Valdosta State | 1992 |
| 5   | <i>21 Tied with 4, most recently by...</i> |    |                |      |
|     | Harrison Frost                             | 4  | Delta State    | 2022 |

RECEPTIONS

| No. | Name            | Rec. | Opponent           | Year |
|-----|-----------------|------|--------------------|------|
| 1   | Chad Walker     | 14   | Arkansas-Mont.     | 1995 |
| 2   | Shaq Roland     | 12   | Florida Tech       | 2017 |
| 3   | Leo Mendenhall  | 11   | West Alabama       | 1991 |
| 4   | Ronnie Blackmon | 10   | Delta State        | 2022 |
|     | Mechane Slade   | 10   | West Alabama       | 2021 |
|     | Chad Walker     | 10   | Jacksonville State | 1995 |
|     | James Crowley   | 10   | West Alabama       | 1991 |
|     | Orondus Mons    | 10   | Valdosta State     | 1991 |
|     | Mark Evans      | 10   | Valdosta State     | 1991 |
|     | Leo Mendenhall  | 10   | Delta State        | 1991 |
|     | Hal Lamb        | 10   | Valdosta State     | 1986 |

RECEIVING YARDS

| No. | Name             | Yds. | Opponent         | Year |
|-----|------------------|------|------------------|------|
| 1   | Andre Heard      | 245  | Presbyterian     | 2000 |
| 2   | Chad Walker      | 236  | Arkansas-Mont.   | 1995 |
| 3   | Leo Mendenhall   | 228  | West Alabama     | 1991 |
| 4   | Andre Heard      | 205  | North Alabama    | 2000 |
| 5   | Ronnie Blackmon  | 193  | North Greenville | 2022 |
| 6   | Wilson Kimble    | 184  | Samford          | 2008 |
| 7   | LaPerion Perry   | 183  | Delta State      | 2019 |
| 8   | Ron Dixon        | 181  | Valdosta State   | 1996 |
| 9   | Detronn Harris   | 176  | North Alabama    | 2002 |
| 10  | Chris Bennett    | 174  | Delta State      | 1992 |
| 11  | Denarius Appling | 168  | West Alabama     | 2011 |

RECEIVING TOUCHDOWNS

| No. | Name                                       | TD | Opponent            | Year |
|-----|--|----|---------------------|------|
| 1   | John Hurst                                 | 3  | Mississippi College | 2019 |
|     | DeNiko Carter                              | 3  | West Florida        | 2016 |
|     | Jimmy Howard                               | 3  | Harding             | 2007 |
|     | Ron Dixon                                  | 3  | Valdosta State      | 1996 |
|     | Ron Dixon                                  | 3  | North Alabama       | 1996 |
|     | Chad Walker                                | 3  | Arkansas-Mont.      | 1995 |
|     | Chris Bennett                              | 3  | Valdosta State      | 1992 |
| 8   | <i>57 tied with 2, most recently by...</i> |    |                     |      |
|     | Ronnie Blackmon                            | 2  | North Greenville    | 2021 |

INDIVIDUAL SINGLE SEASON RECORDS

RUSHING ATTEMPTS

| No. | Name             | Att. | Yds.  | Year |
|-----|------------------|------|-------|------|
| 1   | Seth Hinsley     | 258  | 1,432 | 2014 |
| 2   | Devontae Jackson | 217  | 1,175 | 2017 |
| 3   | Devontae Jackson | 215  | 1,320 | 2018 |
| 4   | Nick Price       | 211  | 1,409 | 2000 |
| 5   | Michael Alexis   | 207  | 1,232 | 2004 |
| 6   | Nick Price       | 200  | 1,193 | 2001 |
|     | Felix Addo       | 200  | 1,276 | 1994 |
| 8   | Brooks Benton    | 196  | 856   | 1988 |
| 9   | Steve Duncan     | 194  | 1,030 | 1998 |
| 10  | Mark Evans       | 188  | 1,014 | 1992 |

RUSHING YARDS

| No. | Name             | Yds.  | Att. | Year |
|-----|------------------|-------|------|------|
| 1   | Seth Hinsley     | 1,432 | 258  | 2014 |
| 2   | Nick Price       | 1,409 | 211  | 2000 |
| 3   | Devontae Jackson | 1,320 | 215  | 2018 |
| 4   | Felix Addo       | 1,276 | 200  | 1994 |
| 5   | Michael Alexis   | 1,232 | 207  | 2004 |
| 6   | Nick Price       | 1,193 | 200  | 2001 |
| 7   | Felix Addo       | 1,118 | 175  | 1993 |
| 8   | Devontae Jackson | 1,113 | 204  | 2017 |
| 9   | Harold Long      | 1,061 | 116  | 1982 |
| 10  | Devontae Jackson | 1,057 | 162  | 2015 |

RUSHING TOUCHDOWNS

| No. | Name   | TD | Att. | Year |
|-----|--|----|------|------|
| 1   | Jaxton Carson                                | 20 | 186  | 2022 |
| 2   | Seth Hinsley                                 | 15 | 258  | 2014 |
| 3   | Nick Price                                   | 14 | 200  | 2001 |
| 4   | Devontae Jackson                             | 12 | 215  | 2018 |
|     | Quan Jones                                   | 12 | 169  | 2013 |
|     | Felix Addo                                   | 12 | 200  | 1994 |
|     | Nick Price                                   | 12 | 211  | 2000 |
|     | Abe Felix                                    | 12 | 169  | 2005 |
|     | Louis Lomax                                  | 12 | 149  | 1991 |
| 10  | Michael Alexis                               | 11 | 207  | 2004 |
| 11  | <i>Four Tied with 10 most recently by...</i> |    |      |      |
|     | Chauncey Williams                            | 10 | 70   | 2019 |

PASSING YARDS

| No. | Name            | Yds.  | Comp. | Year |
|-----|-----------------|-------|-------|------|
| 1   | Harrison Frost  | 3,618 | 304   | 2021 |
| 2   | Harrison Frost  | 3,112 | 244   | 2022 |
| 3   | Willie Candler  | 2,913 | 220   | 2017 |
| 4   | Willie Candler  | 2,681 | 216   | 2018 |
| 5   | Toby Strange    | 2,648 | 185   | 1996 |
| 6   | Chris Teal      | 2,644 | 203   | 1992 |
| 7   | Jeremy Clements | 2,390 | 173   | 2000 |
| 8   | Dallas Dickey   | 2,387 | 173   | 2015 |
| 9   | Cater Pierce    | 2,348 | 184   | 1986 |
| 10  | Chris Teal      | 2,311 | 176   | 1991 |
| 11  | Jeremy Clements | 2,232 | 171   | 1999 |

PASSING TOUCHDOWNS

| No. | Name            | TDs | Yds.  | Year |
|-----|-----------------|-----|-------|------|
| 1   | Harrison Frost  | 25  | 3,112 | 2022 |
|     | Harrison Frost  | 25  | 3,618 | 2021 |
|     | Willie Candler  | 25  | 2,681 | 2018 |
|     | Willie Candler  | 25  | 2,913 | 2017 |
|     | Chris Teal      | 25  | 2,644 | 1992 |
| 6   | Jeremy Clements | 24  | 2,232 | 1998 |
|     | Toby Strange    | 24  | 2,648 | 1996 |
| 8   | Dallas Dickey   | 22  | 2,387 | 2015 |
|     | Cater Pierce    | 22  | 2,348 | 1986 |
| 10  | Jeremy Clements | 20  | 2,390 | 2000 |
|     | Jeremy Clements | 20  | 2,182 | 1998 |
|     | Mark Eldred     | 20  | 2,007 | 1995 |
|     | Chris Teal      | 20  | 2,311 | 1991 |

RECEPTIONS

| No. | Name           | Rec. | Yds.  | Year |
|-----|----------------|------|-------|------|
| 1   | Mechane Slade  | 78   | 961   | 2021 |
| 2   | Detronn Harris | 63   | 954   | 2002 |
| 3   | Roscoe Pounds  | 62   | 915   | 1998 |
| 4   | Shaq Hall      | 61   | 710   | 2015 |
|     | Chad Walker    | 61   | 1,018 | 1995 |
| 6   | Shaq Hall      | 56   | 795   | 2014 |
| 7   | Shaq Roland    | 55   | 722   | 2017 |
|     | Andre Heard    | 55   | 1,095 | 2000 |
|     | Leo Mendenhall | 55   | 906   | 1991 |
| 10  | Hal Lamb       | 53   | 771   | 1986 |

RECEIVING YARDS

| No. | Name           | Yds.  | Rec. | Year |
|-----|----------------|-------|------|------|
| 1   | Andre Heard    | 1,095 | 55   | 2000 |
| 2   | Chad Walker    | 1,018 | 61   | 1995 |
| 3   | Mechane Slade  | 961   | 78   | 2021 |
| 4   | Detronn Harris | 954   | 63   | 2002 |
| 5   | Roscoe Pounds  | 915   | 62   | 1998 |
| 6   | Leo Mendenhall | 906   | 55   | 1991 |
| 7   | Ron Dixon      | 874   | 45   | 1996 |
| 8   | Qa Walker      | 809   | 34   | 2015 |
| 9   | Shaq Hall      | 795   | 56   | 2014 |
| 10  | Hal Lamb       | 771   | 53   | 1986 |

RECEIVING TOUCHDOWNS

| No. | Name            | TDs | Yds.  | Year |
|-----|-----------------|-----|-------|------|
| 1   | Ron Dixon       | 11  | 874   | 1996 |
| 2   | Qa Walker       | 10  | 809   | 2015 |
|     | Roscoe Pounds   | 10  | 915   | 1998 |
|     | Chad Walker     | 10  | 662   | 1994 |
| 5   | Jimmy Howard    | 9   | 756   | 2007 |
|     | Leo Mendenhall  | 9   | 906   | 1991 |
| 7   | Chad Walker     | 8   | 1,018 | 1995 |
|     | John Strickland | 8   | 379   | 1986 |
|     | Rusty Whaley    | 8   | 278   | 1982 |
|     | Mechane Slade   | 8   | 961   | 2021 |

TACKLES

| No. | Name             | UT  | AT | Total | Year |
|-----|------------------|-----|----|-------|------|
| 1   | Derrick Ross     | 92  | 58 | 160   | 1984 |
| 2   | Trent Hattaway   | 102 | 49 | 151   | 1986 |
| 3   | Neal Gooch       | 104 | 45 | 149   | 1986 |
| 4   | Derrick Germaine | 96  | 42 | 138   | 1983 |
| 5   | Don Gill         | 59  | 72 | 131   | 1992 |
| 6   | Nate Coggins     | 80  | 48 | 128   | 2000 |
|     | Tim McClain      | 81  | 47 | 128   | 1995 |
| 8   | Casey Pennone    | 65  | 59 | 124   | 1996 |
|     | Jeff Allen       | 73  | 51 | 124   | 1985 |
| 10  | Derrick Germaine | 82  | 40 | 122   | 1981 |
| 11  | Trent Hattaway   | 68  | 45 | 113   | 1987 |
| 12  | J.D. Dickerson   | 71  | 39 | 110   | 1998 |
| 13  | Lee Ford         | 62  | 47 | 109   | 1984 |
| 14  | Nate Coggins     | 69  | 39 | 108   | 1999 |
| 15  | Tim Barron       | 48  | 58 | 106   | 1992 |
|     | Russell Gray     | 35  | 71 | 106   | 1991 |
| 17  | Keeto Hayes      | 52  | 53 | 105   | 1996 |
| 18  | John Perkins     | 59  | 45 | 104   | 2006 |
| 19  | Russell Gray     | 38  | 65 | 103   | 1992 |
| 20  | Alan Overstreet  | 53  | 49 | 102   | 1991 |
| 21  | Jernaine Gadson  | 64  | 37 | 101   | 2003 |
|     | Tim McClain      | 73  | 28 | 101   | 1994 |
|     | Chris Carter     | 59  | 42 | 101   | 1984 |
|     | Derrick Germaine | 65  | 36 | 101   | 1982 |
| 25  | Dennis Scandrett | 55  | 45 | 100   | 1984 |

TACKLES FOR LOSS

| No. | Name             | TFL  | Year |
|-----|------------------|------|------|
| 1   | Dylan Donahue    | 20.0 | 2016 |
| 2   | Kelvin Morris    | 19.5 | 2005 |
| 3   | Courtney Roebuck | 19.0 | 2000 |
| 4   | Odel Willis      | 18.0 | 2006 |
| 5   | Dylan Donahue    | 17.5 | 2015 |

|    |                 |      |      |
|----|-----------------|------|------|
|    | Darius Caldwell | 17.5 | 2014 |
| 7  | John Perkins    | 17.0 | 2006 |
|    | John Perkins    | 17.0 | 2005 |
|    | Bo Williams     | 17.0 | 2001 |
| 10 | Forrest Jackson | 18.0 | 2001 |

SACKS

| No. | Name             | Sacks | Year |
|-----|------------------|-------|------|
| 1   | Dylan Donahue    | 13.5  | 2016 |
| 2   | Darius Caldwell  | 13.0  | 2014 |
| 3   | Dylan Donahue    | 12.0  | 2015 |
| 4   | Courtney Roebuck | 11.5  | 2000 |
| 5   | Tory Slater      | 10.0  | 2014 |
|     | Jeremy Cook      | 10.0  | 2010 |
|     | Odel Willis      | 10.0  | 2005 |
| 8   | Alex Armah       | 9.0   | 2015 |
| 9   | Vinson Cooper    | 8.0   | 1998 |
| 10  | Chad Price       | 7.5   | 2017 |
|     | Brandon Jamison  | 7.5   | 2005 |

INTERCEPTIONS

| No. | Name              | Int. | PBU | Year |
|-----|-------------------|------|-----|------|
| 1   | Marquis Floyd     | 9    | 11  | 2000 |
| 2   | Lorenzo Stroud    | 8    | 0   | 1993 |
| 3   | Dennison Robinson | 7    | 12  | 1998 |
| 4   | Larico Stevenson  | 6    | 10  | 2005 |
|     | Marquis Floyd     | 6    | 13  | 2001 |
|     | Daetwan Wells     | 6    | 13  | 2001 |
|     | Kendall Simmons   | 6    | -   | 1988 |
| 8   | Marcus Sayles     | 5    | 5   | 2016 |
|     | Waylon Kimble     | 5    | 4   | 2010 |
|     | John Cross        | 5    | 7   | 1992 |

FIELD GOALS

| No. | Name           | FGM | FGA | Year |
|-----|----------------|-----|-----|------|
| 1   | Omar Cervantes | 15  | 19  | 2021 |
|     | Omar Cervantes | 15  | 18  | 2018 |
|     | Jared Guberman | 15  | 17  | 2007 |
|     | Wes Wilson     | 15  | 20  | 2000 |
| 5   | Hunter Heck    | 14  | 18  | 2015 |
|     | Wes Wilson     | 14  | 19  | 2001 |
| 7   | Davis Brackett | 13  | 19  | 2011 |
| 8   | Jeremy Coates  | 12  | 16  | 1998 |
|     | Rob Rice       | 12  | 18  | 1984 |

CAREER RECORDS

RUSHING ATTEMPTS

| No. | Name             | Att. | Years   |
|-----|------------------|------|---------|
| 1   | Devontae Jackson | 673  | 2015-18 |
| 2   | Stevie Young     | 603  | 1984-87 |
| 3   | Nick Price       | 582  | 1998-01 |
| 4   | Mark Evans       | 540  | 1989-92 |
| 5   | Seth Hinsley     | 520  | 2011-14 |
| 6   | Dallas Dickey    | 488  | 2012-15 |
| 7   | Felix Addo       | 436  | 1992-94 |
| 8   | James Kennebrew  | 435  | 2006-11 |
| 9   | Brooks Benton    | 426  | 1986-89 |

RUSHING YARDS

| No. | Name             | Yds.  | Years   |
|-----|------------------|-------|---------|
| 1   | Devontae Jackson | 4,046 | 2015-18 |
| 2   | Nick Price       | 3,404 | 1998-01 |
| 3   | Stevie Young     | 2,826 | 1984-87 |
| 4   | Felix Addo       | 2,751 | 1992-94 |
| 5   | Seth Hinsley     | 2,737 | 2011-14 |
| 6   | Mark Evans       | 2,680 | 1989-92 |
| 7   | Dallas Dickey    | 1,983 | 2012-15 |
| 8   | Brooks Benton    | 1,911 | 1986-89 |
| 9   | James Kennebrew  | 1,901 | 2006-11 |
| 10  | Michael Alexis   | 1,815 | 2003-04 |

RUSHING TOUCHDOWNS

| No. | Name             | TD | Years   |
|-----|------------------|----|---------|
| 1   | Nick Price       | 35 | 1998-01 |
| 2   | Devontae Jackson | 32 | 2015-18 |
| 3   | Seth Hinsley     | 22 | 2011-14 |
|     | Mark Evans       | 22 | 1989-92 |
| 5   | Jaxton Carson    | 20 | 2022    |
|     | Dallas Dickey    | 20 | 2012-15 |
|     | Felix Addo       | 20 | 1992-94 |
| 8   | Kevin Carroll    | 18 | 1996-98 |
|     | David Archer     | 18 | 1981-82 |
| 10  | Shane Reinhardt  | 17 | 1989-90 |
| 11  | Brandon Glover   | 16 | 2002-03 |
|     | Stevie Young     | 16 | 1984-87 |

PASSING YARDS

| No. | Name            | Yds.  | Comp. | Years   |
|-----|-----------------|-------|-------|---------|
| 1   | Willie Candler  | 8,346 | 666   | 2016-19 |
| 2   | Chris Teal      | 7,258 | 578   | 1990-93 |
| 3   | Harrison Frost  | 6,730 | 548   | 2021-22 |
| 4   | Jeremy Clements | 6,084 | 501   | 1998-00 |
| 5   | Dallas Dickey   | 5,911 | 440   | 2012-15 |
| 6   | Cater Peirce    | 5,763 | 463   | 1984-86 |
| 7   | Toby Strange    | 5,045 | 375   | 1994-97 |
| 8   | Mark Eldred     | 3,539 | 216   | 1994-95 |

PASSING TOUCHDOWNS

| No. | Name            | TDs | Years   |
|-----|-----------------|-----|---------|
| 1   | Willie Candler  | 70  | 2016-19 |
| 2   | Jeremy Clements | 64  | 1998-00 |
| 3   | Chris Teal      | 59  | 1990-93 |
| 4   | Cater Pierce    | 53  | 1984-86 |
| 5   | Dallas Dickey   | 51  | 2012-15 |
| 6   | Harrison Frost  | 50  | 2021-22 |
| 7   | Toby Strange    | 44  | 1994-97 |
| 8   | Mark Eldred     | 35  | 1994-95 |
| 9   | David Archer    | 26  | 1981-82 |



WILLIE CANDLER

RECEPTIONS

| No. | Name           | Rec. | Years      |
|-----|----------------|------|------------|
| 1   | Roscoe Pounds  | 154  | 1997-99    |
| 2   | Chad Walker    | 141  | 1992-95    |
| 3   | Hal Lamb       | 129  | 1983-86    |
| 4   | Shaq Hall      | 117  | 2014-15    |
| 5   | Terrill Cole   | 116  | 2021-Pres. |
| 6   | Leo Mendenhall | 107  | 1988-91    |
| 7   | Stevie Young   | 104  | 1984-87    |
| 8   | Detronn Harris | 95   | 2001-02    |
|     | Mark Evans     | 95   | 1989-92    |
| 10  | Jesse Marinko  | 81   | 2003-05    |

RECEIVING YARDS

| No. | Name           | Yds.  | Years      |
|-----|----------------|-------|------------|
| 1   | Chad Walker    | 2,456 | 1992-95    |
| 2   | Roscoe Pounds  | 2,339 | 1997-99    |
| 3   | Hal Lamb       | 1,843 | 1983-86    |
| 4   | Nick Neal      | 1,652 | 1985-88    |
| 5   | Terrill Cole   | 1,623 | 2021-Pres. |
| 6   | Leo Mendenhall | 1,570 | 1988-91    |
| 7   | Shaq Hall      | 1,505 | 2014-15    |
| 8   | Andre Heard    | 1,478 | 1999-00    |
| 9   | Detronn Harris | 1,471 | 2001-02    |
| 10  | Qa Walker      | 1,372 | 2015-16    |

RECEIVING TOUCHDOWNS

| No. | Name            | TDs | Years   |
|-----|-----------------|-----|---------|
| 1   | Chad Walker     | 25  | 1992-95 |
| 2   | Roscoe Pounds   | 24  | 1997-99 |
| 3   | Qa Walker       | 14  | 2015-16 |
| 4   | John Hurst      | 13  | 2016-19 |
| 5   | Shaq Hall       | 12  | 2014-15 |
|     | Nick Neal       | 12  | 1985-88 |
|     | Al Sheppard     | 12  | 1982-84 |
| 8   | DeNiko Carter   | 11  | 2016-17 |
|     | Ron Dixon       | 11  | 1996    |
|     | John Strickland | 11  | 1984-87 |

TOTAL TACKLES

| No. | Name           | Tackles | Years   |
|-----|----------------|---------|---------|
| 1   | Nate Coggins   | 416     | 1998-01 |
| 2   | Neal Gooch     | 398     | 1985-88 |
| 3   | Russell Gray   | 362     | 1989-92 |
| 4   | Tim McClain    | 358     | 1992-95 |
| 5   | Trent Hattaway | 351     | 1985-88 |

INTERCEPTIONS

| No. | Name              | INTs | Years   |
|-----|-------------------|------|---------|
| 1   | Marquis Floyd     | 19   | 1999-02 |
| 2   | Marcus Sayles     | 12   | 2013-16 |
| 3   | Bernard Willis    | 11   | 1985-87 |
| 4   | Bubba O'Brien     | 10   | 1981-83 |
|     | Rico Stevenson    | 10   | 2005-06 |
|     | Kendall Simmons   | 10   | 1985-88 |
|     | Reggie Lewis      | 10   | 1994-97 |
| 8   | Nate Coggins      | 9    | 1998-00 |
| 9   | Chris Carter      | 8    | 1982-84 |
| 10  | Dennison Robinson | 7    | 1998    |
|     | Tyler Bonner      | 7    | 1990-92 |

PUNTING

| No. | Name              | No. | Yds.   | Avg. | Years      |
|-----|-------------------|-----|--------|------|------------|
| 1   | Christian Ramirez | 87  | 3,751  | 43.1 | 2017-18    |
| 2   | James Dugan       | 156 | 6,629  | 42.5 | 2013-15    |
| 3   | Bryan Watts       | 187 | 7,669  | 41.2 | 1983-85    |
| 4   | Jeff Carpenter    | 256 | 10,405 | 40.6 | 2002-05    |
| 5   | Jared Guberman    | 128 | 4,988  | 39.0 | 2007-08    |
| 6   | Mike Lilly        | 198 | 7,540  | 38.1 | 1986-88    |
| 7   | Benji Shelton     | 96  | 3,648  | 38.0 | 1994,96,99 |
| 8   | Davis Brackett    | 131 | 4,947  | 37.8 | 2010-12    |



DEVONTAE JACKSON

|    |              |     |       |      |            |
|----|--------------|-----|-------|------|------------|
| 9  | Craig Davis  | 213 | 7,948 | 37.3 | 1989,91-93 |
| 10 | Justin Allen | 207 | 7,437 | 36.3 | 1996-98,00 |

FIELD GOALS

| No. | Name           | No. | Att. | Pct. | Years     |
|-----|----------------|-----|------|------|-----------|
| 1   | Omar Cervantes | 40  | 53   | 75.5 | 2017-21   |
| 2   | Jeremy Coates  | 36  | 50   | 72.0 | 1995-98   |
| 3   | Hunter Heck    | 34  | 50   | 68.0 | 2014-16   |
| 4   | Rob Rice       | 33  | 54   | 61.1 | 1981-84   |
| 5   | Wes Wilson     | 29  | 39   | 74.4 | 2000-01   |
| 6   | Jared Guberman | 24  | 31   | 77.4 | 2007-08   |
| 7   | Davis Brackett | 24  | 36   | 66.7 | 2010-12   |
| 8   | Adi Brkic      | 20  | 34   | 58.8 | 2005-09   |
| 9   | Trevor Ramos   | 17  | 31   | 54.8 | 2002-04   |
| 10  | Benji Shelton  | 14  | 19   | 73.7 | 1994,1999 |

PUNT RETURN YARDS

| No. | Name             | No. | Yds.  | Avg. | Years   |
|-----|------------------|-----|-------|------|---------|
| 1   | Denarius Appling | 70  | 1,256 | 17.9 | 2010-14 |
| 2   | Marquis Floyd    | 125 | 972   | 7.8  | 1999-02 |
| 3   | Corey Jarrells   | 66  | 664   | 10.1 | 1995-97 |
| 4   | KJ Parmer        | 41  | 498   | 12.1 | 2015-18 |
| 5   | Antjuane Sims    | 60  | 390   | 6.5  | 1991-94 |
| 6   | JJ Jones         | 28  | 293   | 10.5 | 2015-17 |
| 7   | Telvin Brown     | 20  | 257   | 12.9 | 2015    |
| 8   | Malik Henry      | 14  | 253   | 18.1 | 2018    |
| 9   | Channing Price   | 28  | 218   | 7.8  | 2005    |
| 10  | Darrin Habersham | 33  | 202   | 6.1  | 1985-88 |

PUNT RETURN TOUCHDOWNS

| No. | Name                 | TD | Years   |
|-----|----------------------|----|---------|
| 1   | Denarius Appling     | 6  | 2010-14 |
| 2   | KJ Parmer            | 2  | 2015-18 |
|     | Telvin Brown         | 2  | 2015    |
|     | Ken Revels           | 2  | 1982-83 |
| 5   | 18 players tied with | 1  |         |

KICKOFF RETURN YARDS

| No. | Name             | No. | Yds.  | Avg. | Years      |
|-----|------------------|-----|-------|------|------------|
| 1   | LaPerion Perry   | 78  | 1,805 | 23.1 | 2018-Pres. |
| 2   | John Strickland  | 80  | 1,727 | 21.6 | 1984-87    |
| 3   | Denarius Appling | 67  | 1,594 | 23.8 | 2010-14    |
| 4   | Devontae Jackson | 57  | 1,412 | 24.8 | 2015-18    |
| 5   | Mark Evans       | 72  | 1,392 | 19.3 | 1989-92    |
| 6   | Tony Wilson      | 44  | 1,229 | 23.4 | 1996-99    |

|    |                  |    |       |      |         |
|----|------------------|----|-------|------|---------|
| 7  | Detronn Harris   | 49 | 1,089 | 22.2 | 2001-02 |
| 8  | Corey Jarrells   | 34 | 810   | 23.8 | 1994-97 |
| 9  | James Bull       | 39 | 806   | 20.7 | 2008    |
| 10 | George Summerset | 43 | 796   | 18.5 | 2008-10 |

KICKOFF RETURN TOUCHDOWNS

| No. | Name                | TD | Years      |
|-----|---------------------|----|------------|
| 1   | LaPerion Perry      | 2  | 2018-Pres. |
|     | Devontae Jackson    | 2  | 2015-18    |
|     | Denarius Appling    | 2  | 2010-14    |
|     | Detronn Harris      | 2  | 2001-02    |
|     | Tony Wilson         | 2  | 1996-99    |
|     | Nick Neal           | 2  | 1985-88    |
|     | Lamar West          | 2  | 1982-83    |
| 8   | 7 players tied with | 1  |            |

ALL-PURPOSE YARDS

| No. | Name             | Rush  | Rec.  | KR    | PR    | Total |
|-----|------------------|-------|-------|-------|-------|-------|
| 1   | Devontae Jackson | 4,039 | 612   | 1,412 | 0     | 6,063 |
| 2   | Mark Evans       | 2,680 | 1,001 | 1,392 | 19    | 5,091 |
| 3   | Nick Price       | 3,406 | 839   | 86    | 5     | 4,336 |
| 4   | Denarius Appling | 432   | 830   | 1,594 | 1,256 | 4,112 |
| 5   | Stevie Young     | 2,826 | 852   | 56    | 7     | 3,741 |
| 6   | Felix Addo       | 2,715 | 553   | 0     | 0     | 3,274 |
| 7   | LaPerion Perry   | 2     | 1,002 | 1,805 | 243   | 3,052 |
| 8   | Seth Hinsley     | 2,839 | 263   | 0     | 0     | 3,002 |
| 9   | Chad Walker      | 133   | 2,456 | 0     | 0     | 2,589 |
| 10  | John Strickland  | 114   | 747   | 1,727 | 0     | 2,588 |



2023-24 West Ga. Football  
Overall Team Statistics  
All games

Team Statistics

|                                    | UWG                | OPP                |
|------------------------------------|--------------------|--------------------|
| <b>Scoring</b>                     | <b>248</b>         | <b>249</b>         |
| Points per game                    | 27.6               | 27.7               |
| Points Off Turnovers               | 38                 | 82                 |
| <b>First Downs</b>                 | <b>169</b>         | <b>186</b>         |
| Rushing                            | 88                 | 87                 |
| Passing                            | 68                 | 79                 |
| Penalty                            | 13                 | 20                 |
| <b>Rushing Yardage</b>             | <b>1759</b>        | <b>1315</b>        |
| Yards gained rushing               | 1934               | 1573               |
| Yards lost rushing                 | 175                | 258                |
| Rushing attempts                   | 289                | 365                |
| Average per rush                   | 6.1                | 3.6                |
| Average per game                   | 195.4              | 146.1              |
| TDs Rushing                        | 18                 | 19                 |
| <b>Passing Yardage</b>             | <b>1546</b>        | <b>1786</b>        |
| Comp-Att-Int                       | 129-254-12         | 161-266-6          |
| Average per pass                   | 6.1                | 6.7                |
| Average per catch                  | 12.0               | 11.1               |
| Average per game                   | 171.8              | 198.4              |
| TDs Passing                        | 13                 | 10                 |
| <b>Total offense</b>               | <b>3305</b>        | <b>3101</b>        |
| Total plays                        | 543                | 631                |
| Average per play                   | 6.1                | 4.9                |
| Average per game                   | 367.2              | 344.6              |
| <b>Kick returns: #-Yards</b>       | <b>36-797</b>      | <b>34-552</b>      |
| <b>Punt returns: #-Yards</b>       | <b>10-69</b>       | <b>14-65</b>       |
| <b>Int returns: #-Yards</b>        | <b>6-98</b>        | <b>12-201</b>      |
| <b>Kick return average</b>         | <b>22.1</b>        | <b>16.2</b>        |
| <b>Punt return average</b>         | <b>6.9</b>         | <b>4.6</b>         |
| <b>Int return average</b>          | <b>16.3</b>        | <b>16.8</b>        |
| <b>Fumbles-Lost</b>                | <b>13-10</b>       | <b>13-8</b>        |
| <b>Penalties-Yards</b>             | <b>78-650</b>      | <b>49-442</b>      |
| Average per game                   | 72.2               | 49.1               |
| <b>Punts-Yards</b>                 | <b>36-1486</b>     | <b>42-1637</b>     |
| Average per punt                   | 41.3               | 39.0               |
| Net punt average                   | 36.7               | 35.0               |
| <b>Kickoffs-Yards</b>              | <b>46-2556</b>     | <b>48-2830</b>     |
| Average per kick                   | 55.6               | 59.0               |
| Net kick average                   | 39.5               | 37.1               |
| <b>Time of possession / game</b>   | <b>27:29</b>       | <b>32:23</b>       |
| <b>3rd-down conversion</b>         | <b>39/97</b>       | <b>54/128</b>      |
| 3rd-down pct                       | 40%                | 42%                |
| <b>4rd-down conversion</b>         | <b>5/10</b>        | <b>12/19</b>       |
| 4rd-down pct                       | 50%                | 63%                |
| <b>Sacks by-Yards</b>              | <b>19-108</b>      | <b>13-102</b>      |
| <b>Misc Yards</b>                  | <b>0</b>           | <b>0</b>           |
| <b>Touchdowns scored</b>           | <b>34</b>          | <b>33</b>          |
| <b>Field goals - attempts</b>      | <b>4-6</b>         | <b>6-11</b>        |
| <b>On-Side kicks</b>               | <b>0-1</b>         | <b>0-1</b>         |
| <b>Red-zone scores</b>             | <b>(23-31) 74%</b> | <b>(30-38) 79%</b> |
| <b>Red-zone touchdowns</b>         | <b>(20-31) 65%</b> | <b>(26-38) 68%</b> |
| <b>PAT-attempts</b>                | <b>(32-34) 94%</b> | <b>(31-32) 97%</b> |
| <b>2-point conversion-attempts</b> | <b>(0-0) 0%</b>    | <b>(0-1) 0%</b>    |
| <b>Attendance</b>                  | <b>9763</b>        | <b>20406</b>       |



2023-24 West Ga. Football  
Individual Statistics  
All games

**Rushing**

| Player              | gp       | att        | gain        | loss       | net         | avg        | td        | lg        | avg/g        |
|---------------------|----------|------------|-------------|------------|-------------|------------|-----------|-----------|--------------|
| Rajaez Mosley       | 9        | 109        | 820         | 15         | 805         | 7.4        | 7         | 65        | 89.4         |
| Cameran Brown       | 9        | 76         | 541         | 63         | 478         | 6.3        | 6         | 88        | 53.1         |
| Wesley Kennedy      | 7        | 69         | 411         | 26         | 385         | 5.6        | 3         | 82        | 55.0         |
| JB Carlisle         | 5        | 6          | 81          | 0          | 81          | 13.5       | 1         | 56        | 16.2         |
| Ashaud Roberson     | 5        | 8          | 43          | 0          | 43          | 5.4        | 1         | 10        | 8.6          |
| T.J. Lockley        | 8        | 3          | 25          | 5          | 20          | 6.7        | 0         | 18        | 2.5          |
| Marquise Bridges    | 7        | 1          | 0           | 0          | 0           | 0.0        | 0         | 0         | 0.0          |
| Christian Royalston | 3        | 6          | 8           | 9          | -1          | -0.2       | 0         | 4         | -0.3         |
| Eli Gainey          | 2        | 1          | 0           | 4          | -4          | -4.0       | 0         | 0         | -2.0         |
| Ben Whitlock        | 6        | 5          | 5           | 47         | -42         | -8.4       | 0         | 5         | -7.0         |
| Team                | 9        | 5          | 0           | 6          | -6          | -1.2       | 0         | 0         | -0.7         |
| <b>Total</b>        | <b>9</b> | <b>289</b> | <b>1934</b> | <b>175</b> | <b>1759</b> | <b>6.1</b> | <b>18</b> | <b>88</b> | <b>195.4</b> |
| <b>Opponents</b>    | <b>9</b> | <b>365</b> | <b>1573</b> | <b>258</b> | <b>1315</b> | <b>3.6</b> | <b>19</b> | <b>32</b> | <b>146.1</b> |

**Passing**

| Player           | gp       | effic        | comp-att-int      | pct         | yds         | td        | lg        | avg/g        |
|------------------|----------|--------------|-------------------|-------------|-------------|-----------|-----------|--------------|
| Cameran Brown    | 9        | 119.1        | 82-151-6          | 54.3        | 914         | 10        | 58        | 101.6        |
| Ben Whitlock     | 6        | 102.6        | 42-89-5           | 47.2        | 588         | 3         | 57        | 98.0         |
| Eli Gainey       | 2        | 47.8         | 5-14-1            | 35.7        | 44          | 0         | 15        | 22.0         |
| <b>Total</b>     | <b>9</b> | <b>109.4</b> | <b>129-254-12</b> | <b>50.8</b> | <b>1546</b> | <b>13</b> | <b>58</b> | <b>171.8</b> |
| <b>Opponents</b> | <b>9</b> | <b>124.8</b> | <b>161-266-6</b>  | <b>60.5</b> | <b>1786</b> | <b>10</b> | <b>64</b> | <b>198.4</b> |

**Receiving**

| Player              | gp       | no.        | yds         | avg         | td        | lg        | avg/g        |
|---------------------|----------|------------|-------------|-------------|-----------|-----------|--------------|
| Terrill Cole        | 9        | 29         | 411         | 14.2        | 2         | 57        | 45.7         |
| LaPerion Perry      | 9        | 19         | 198         | 10.4        | 0         | 23        | 22.0         |
| Zay Britt           | 8        | 16         | 159         | 9.9         | 2         | 33        | 19.9         |
| Tre Williams        | 7        | 11         | 60          | 5.5         | 1         | 20        | 8.6          |
| Wesley Kennedy      | 7        | 11         | 98          | 8.9         | 1         | 38        | 14.0         |
| Mykel Tubbs         | 6        | 9          | 118         | 13.1        | 2         | 22        | 19.7         |
| T.J. Lockley        | 8        | 9          | 241         | 26.8        | 2         | 58        | 30.1         |
| Jaeven West         | 9        | 6          | 63          | 10.5        | 0         | 24        | 7.0          |
| Rajaez Mosley       | 9        | 5          | 67          | 13.4        | 1         | 49        | 7.4          |
| Kenyon'TA Skinner   | 8        | 4          | 2           | 0.5         | 0         | 5         | 0.3          |
| Steven Peterson     | 9        | 3          | 58          | 19.3        | 1         | 22        | 6.4          |
| Marquise Bridges    | 7        | 2          | 17          | 8.5         | 0         | 14        | 2.4          |
| Christian Royalston | 3        | 1          | 20          | 20.0        | 0         | 20        | 6.7          |
| E'Shawn Mayes       | 6        | 1          | 19          | 19.0        | 1         | 19        | 3.2          |
| Ben Whitlock        | 6        | 1          | -8          | -8.0        | 0         | 0         | -1.3         |
| Zach Obi            | 6        | 1          | 20          | 20.0        | 0         | 20        | 3.3          |
| Cameron Saunders    | 1        | 1          | 3           | 3.0         | 0         | 3         | 3.0          |
| <b>Total</b>        | <b>9</b> | <b>129</b> | <b>1546</b> | <b>12.0</b> | <b>13</b> | <b>58</b> | <b>171.8</b> |
| <b>Opponents</b>    | <b>9</b> | <b>161</b> | <b>1786</b> | <b>11.1</b> | <b>10</b> | <b>64</b> | <b>198.4</b> |

**Punt Returns**

| Player           | no.       | yds       | avg        | td       | lg        |
|------------------|-----------|-----------|------------|----------|-----------|
| Wesley Kennedy   | 4         | 45        | 11.3       | 0        | 21        |
| Zay Britt        | 6         | 24        | 4.0        | 0        | 9         |
| Steven Peterson  | 0         | 0         | 0.0        | 1        | 0         |
| <b>Total</b>     | <b>10</b> | <b>69</b> | <b>6.9</b> | <b>1</b> | <b>21</b> |
| <b>Opponents</b> | <b>14</b> | <b>65</b> | <b>4.6</b> | <b>0</b> | <b>28</b> |

**Interceptions**

| Player               | no.       | yds        | avg         | td       | lg        |
|----------------------|-----------|------------|-------------|----------|-----------|
| Jordan Clark         | 2         | 50         | 25.0        | 0        | 36        |
| Jelen Lee            | 1         | 0          | 0.0         | 0        | 0         |
| Jibrahn Claude       | 1         | 24         | 24.0        | 0        | 24        |
| Jalynn Tarver        | 1         | 24         | 24.0        | 0        | 24        |
| Michael Merriweather | 1         | 0          | 0.0         | 0        | 0         |
| <b>Total</b>         | <b>6</b>  | <b>98</b>  | <b>16.3</b> | <b>0</b> | <b>36</b> |
| <b>Opponents</b>     | <b>12</b> | <b>201</b> | <b>16.8</b> | <b>2</b> | <b>41</b> |

**Kick Returns**

| Player            | no.       | yds        | avg         | td       | lg        |
|-------------------|-----------|------------|-------------|----------|-----------|
| Wesley Kennedy    | 14        | 372        | 26.6        | 0        | 57        |
| LaPerion Perry    | 13        | 235        | 18.1        | 0        | 26        |
| Zay Britt         | 6         | 136        | 22.7        | 0        | 35        |
| Kenyon'TA Skinner | 2         | 51         | 25.5        | 0        | 29        |
| Hayden Wells      | 1         | 3          | 3.0         | 0        | 3         |
| <b>Total</b>      | <b>36</b> | <b>797</b> | <b>22.1</b> | <b>0</b> | <b>57</b> |
| <b>Opponents</b>  | <b>34</b> | <b>552</b> | <b>16.2</b> | <b>0</b> | <b>48</b> |

**Fumble Returns**

| Player               | no.       | yds        | avg         | td       | lg        |
|----------------------|-----------|------------|-------------|----------|-----------|
| Festus Davies        | 1         | 75         | 75.0        | 0        | 75        |
| Keondre Williams     | 1         | 55         | 55.0        | 1        | 55        |
| Jeremy Smith         | 1         | 28         | 28.0        | 1        | 28        |
| Michael Merriweather | 1         | 3          | 3.0         | 0        | 3         |
| Abu Bangura          | 1         | 0          | 0.0         | 0        | 0         |
| Demetrice Lofton     | 1         | 0          | 0.0         | 0        | 0         |
| Deontae Overstreet   | 1         | 0          | 0.0         | 0        | 0         |
| Jerry Mays           | 1         | 0          | 0.0         | 0        | 0         |
| <b>Total</b>         | <b>8</b>  | <b>161</b> | <b>20.1</b> | <b>2</b> | <b>75</b> |
| <b>Opponents</b>     | <b>10</b> | <b>153</b> | <b>15.3</b> | <b>2</b> | <b>70</b> |



**2023-24 West Ga. Football  
Overall Defense Statistics  
All games**

Page 1/2  
as of Nov 08, 2023

**Team Defense**

| ## | Player               | gp | Tackles |    |     |         | Sacks  | Pass defense |         |      | Fumbles |        | blkd |      |
|----|----------------------|----|---------|----|-----|---------|--------|--------------|---------|------|---------|--------|------|------|
|    |                      |    | ua      | a  | tot | tfl/yds |        | no-yds       | int-yds | brup | qbh     | fr-yds | ff   | kick |
| 45 | Keondre Williams     | 9  | 40      | 14 | 54  | 7.5-28  | 4-19   | .            | .       | 2    | 1-55    | .      | .    | .    |
| 3  | Xavier Robinson      | 9  | 28      | 26 | 54  | 5.5-13  | 1-6    | .            | 1       | .    | .       | 1      | .    | .    |
| 0  | Deontae Overstreet   | 9  | 29      | 23 | 52  | 3-7     | 0.5-1  | .            | 2       | .    | 1-0     | .      | .    | .    |
| 4  | Cael Bright          | 9  | 27      | 5  | 32  | 3-7     | .      | .            | 2       | .    | .       | .      | .    | .    |
| 42 | Jalynn Tarver        | 9  | 13      | 16 | 29  | 3.5-7   | .      | 1-24         | .       | 1    | .       | .      | .    | .    |
| 18 | Jordan Clark         | 8  | 22      | 6  | 28  | 1-2     | .      | 2-50         | 6       | .    | .       | .      | .    | .    |
| 6  | Amos Dahn            | 8  | 14      | 13 | 27  | 6-23    | 2.5-16 | .            | 2       | .    | .       | .      | .    | .    |
| 8  | Mason Huntley        | 9  | 15      | 12 | 27  | 6.5-18  | 3-10   | .            | .       | 4    | .       | .      | .    | .    |
| 16 | Jeremy Smith         | 9  | 18      | 7  | 25  | 4-11    | 1-6    | .            | .       | .    | 1-28    | 1      | .    | .    |
| 37 | Micah Thurman        | 9  | 20      | 4  | 24  | 1.5-20  | 1-20   | .            | .       | .    | .       | 1      | .    | .    |
| 56 | Malcolm Mercer       | 8  | 19      | 5  | 24  | 4-17    | 2-14   | .            | .       | 1    | .       | .      | .    | .    |
| 55 | Abu Bangura          | 9  | 11      | 9  | 20  | 3.5-12  | .      | .            | .       | .    | 1-0     | 1      | .    | .    |
| 97 | Eric Williams        | 8  | 10      | 9  | 19  | 3-7     | 1-2    | .            | .       | 1    | .       | .      | .    | .    |
| 9  | Camryn Feagins       | 8  | 15      | 4  | 19  | .       | .      | .            | 3       | .    | .       | .      | .    | .    |
| 21 | Michael Merriweather | 7  | 12      | 5  | 17  | 0.5-1   | .      | 1-0          | 1       | .    | 1-3     | .      | .    | .    |
| 29 | Tre' Douglas         | 6  | 6       | 10 | 16  | 0.5-3   | 0.5-3  | .            | 2       | .    | .       | .      | .    | .    |
| 5  | Jibrahn Claude       | 8  | 8       | 7  | 15  | 1-2     | .      | 1-24         | 1       | .    | .       | .      | .    | .    |
| 25 | Bryan Rice           | 9  | 7       | 8  | 15  | 4.5-15  | 1.5-7  | .            | .       | 1    | .       | .      | .    | .    |
| 7  | Jelen Lee            | 8  | 9       | 4  | 13  | 1-3     | .      | 1-0          | 4       | .    | .       | .      | .    | .    |
| 38 | Jaylen Brown         | 5  | 6       | 6  | 12  | 2-4     | .      | .            | .       | 3    | .       | .      | .    | .    |
| 90 | Demetrice Lofton     | 8  | 7       | 4  | 11  | 2.5-14  | .      | .            | .       | 6    | 1-0     | 2      | .    | .    |
| 15 | Ben Fortson          | 5  | 7       | 1  | 8   | 1.5-2   | .      | .            | .       | .    | .       | .      | .    | .    |
| 35 | Trey Lovelace        | 8  | 2       | 5  | 7   | 0.5-2   | 0.5-2  | .            | .       | 1    | .       | .      | .    | .    |
| 11 | Steven Peterson      | 9  | 5       | 1  | 6   | .       | .      | .            | .       | .    | .       | .      | 1    | .    |
| 99 | Jalon Miller         | 7  | 2       | 4  | 6   | 0.5-2   | 0.5-2  | .            | .       | .    | .       | .      | 1    | .    |
| 46 | Jay Carter           | 4  | 2       | 4  | 6   | 1-3     | .      | .            | .       | .    | .       | .      | .    | .    |
| 39 | Brandon Booker       | 5  | 6       | .  | 6   | .       | .      | .            | 1       | .    | .       | .      | .    | .    |
| 43 | Anthony Rochester    | 5  | 3       | 2  | 5   | 0.5-3   | .      | .            | .       | .    | .       | .      | .    | .    |
| 47 | Marcus Gary          | 6  | 5       | .  | 5   | .       | .      | .            | .       | .    | .       | .      | .    | .    |
| 1  | Jaeven West          | 9  | 4       | 1  | 5   | .       | .      | .            | .       | .    | .       | .      | .    | .    |
| 85 | Zach Obi             | 6  | 4       | .  | 4   | .       | .      | .            | .       | .    | .       | .      | .    | .    |
| 2  | Festus Davies        | 3  | 2       | 2  | 4   | .       | .      | .            | .       | .    | 1-75    | .      | .    | .    |
| 1  | Carson Yancy         | 5  | 3       | .  | 3   | .       | .      | .            | 1       | .    | .       | .      | .    | .    |
| 86 | Jerry Mays           | 8  | 2       | 1  | 3   | .       | .      | .            | .       | .    | 1-0     | .      | .    | .    |
| 24 | Eli Barrow           | 3  | 1       | 1  | 2   | .       | .      | .            | .       | .    | .       | .      | .    | .    |
| 8  | Cameran Brown        | 9  | 2       | .  | 2   | .       | .      | .            | .       | .    | .       | .      | .    | .    |
| 64 | David Bodden         | 3  | 1       | .  | 1   | .       | .      | .            | .       | .    | .       | .      | .    | .    |
| 32 | Ethan Todorovich     | 1  | 1       | .  | 1   | .       | .      | .            | .       | .    | .       | .      | .    | .    |
| 5  | LaPerion Perry       | 9  | 1       | .  | 1   | .       | .      | .            | .       | .    | .       | .      | .    | .    |
| 11 | Jeremiah Mayner      | 1  | 1       | .  | 1   | .       | .      | .            | .       | .    | .       | .      | .    | .    |