



WEST GEORGIA WOLVES

2023 GAME NOTES

SERIES HISTORY

Overall UWG leads, 23-16
In Carrollton UWG leads, 12-5
In Livingston Tied, 11-11
Streak UWG, 1
Last Meeting UWG, 22-7 (9/24/22)

LIVE COVERAGE

Radio Kiss 102.7
 uwgathletics.com
Live Stream FloSports
Play-by-Play Matt Skinner
Color Ben Walters
Sideline Cade Parian

SOCIAL MEDIA #WeRunTogether

Twitter @UWGFootball
Instagram @UWGWolvesFB
Facebook West Georgia Wolves

ONLINE uwgathletics.com

UWGathletics.com provides the most complete and comprehensive postgame coverage of Wolves' athletics on the World Wide Web. Visit for game recaps, video highlights, stats, photos, and more.

QUICK REFERENCE

See the below pages for the following items

AFCA Coaches Poll 3
Head Coach David Dean 4
Roster 6
Depth Chart 7
Records 10-12
Season Stats 13



Limestone
Aug. 31
W, 21-19



@ TAMU-Kingsville
Sept. 9
L, 20-17



@ Mississippi College
Sept. 16
W, 35-32



@ West Florida
Sept. 23
L, 49-21



West Alabama
Oct. 7
6 p.m. ET



Chowan
Oct. 14
6 p.m. ET



North Greenville
Oct. 21
6 p.m. ET



@ Shorter
Oct. 26
7 p.m. ET



Delta State
Nov. 4
6 p.m. ET



@ Valdosta State
Nov. 11
7 p.m. ET

GAME 5

WEST GEORGIA (2-2, 1-1) vs. **WEST ALABAMA** (2-3, 1-2)
Saturday, October 7, 2023 • 6 p.m. ET • Carrollton, Ga. • Ra-Lin Field at University Stadium (10,000)



WOLVES

Head Coach: David Dean
Record at UWG: 44-18
Career Record: 123-45
Last: L, 49-21 at West Florida



TIGERS

Head Coach: Brett Gilliland
Record at UWA: 58-39
Career Record: 58-39
Last: L, 47-17 vs. Delta State

OPENING KICK

- ▶ It was a much-welcomed bye week for the UWG Wolves last week, as the Wolves were able to rest-up and refocus after a tough road loss at West Florida in week four.
- ▶ Now the Wolves return home for the first time since August 31 in week five, hosting West Alabama in the 40th meeting all-time between the Wolves and Tigers.
- ▶ The last time UWG was at home, the Wolves opened the season with a 21-19 victory over Limestone in what was the 53rd victory in University Stadium since it opened in 2009.
- ▶ West Georgia has been plagued by turnovers all season long, but one bright spot in the UWF game was a takeaway by UWG's defense that turned into points as Jeremy Smith had a scoop and score against the Argonauts.
- ▶ The Wolves and Tigers are similarly coming off ugly losses to top-10 opponents. UWG fell 49-21 to seventh-ranked West Florida in what is tied for David Dean's second-worst loss at UWG in terms of point differential. UWA fell to eighth-ranked Delta State by 47-17 final in week five. The Tigers, however, fell at home in their matchup whereas UWG was in Pensacola.
- ▶ West Georgia had four turnovers at West Florida and now has 12 on the season which is 15th most in all of Division II.
- ▶ Senior wide receiver and former All-American kick returner LaPerion Perry is approaching the 3,000 career all-purpose yard milestone, the 1,000 career receiving yard mark, and is 33 kickoff return yards from breaking UWG's all-time record in that category.
- ▶ The Wolves will try to avoid back-to-back losses on Saturday. David Dean has only lost back-to-back games four times previous in his UWG career.



Jeremy Smith's 28-yard scoop and score was West Georgia's first defensive touchdown since the Morehouse game in week two of the 2022 season, and first fumble return touchdown since the Albany State playoff game in round one of the NCAA Playoffs in 2021.

BEST TO EVER DO IT

If senior LaPerion Perry can add 33 kickoff return yards, he would become UWG's all-time leader in kickoff return yards. He is also one of just seven Wolves in history to return two kickoffs for a touchdown. Noone has ever returned three in a career.

Career Kickoff Return Yardage

Name	Yards	Avg.	Year(s)
John Strickland	1,727	21.6	1984-87
LaPerion Perry	1,695	23.5	2018-Pres.
Denarius Appling	1,594	23.8	2010-14
Devontae Jackson	1,412	24.8	2015-18
Mark Evans	1,392	19.3	1989-92
Tony Wilson	1,229	23.4	1996-99

2023 SCHEDULE

Limestone Aug. 31 W, 21-19	@ TAMU-Kingsville Sept. 9 L, 20-17	@ Mississippi College Sept. 16 W, 35-32	@ West Florida Sept. 23 L, 49-21	West Alabama Oct. 7 6 p.m. ET	Chowan Oct. 14 6 p.m. ET	North Greenville Oct. 21 6 p.m. ET	@ Shorter Oct. 26 7 p.m. ET	Delta State Nov. 4 6 p.m. ET	@ Valdosta State Nov. 11 7 p.m. ET

**UWG ATHLETICS COMMUNICATIONS
FOOTBALL CONTACTS**



Matt Cooke
Assistant AD/Marketing, Events, Media
Office: 678-839-6544
Email: mcooke@westga.edu



Jared Boggus
Sports Information Director
Office: 678-839-1883
Email: jboggus@westga.edu

HEAD COACH DAVID DEAN

Alma Mater Georgia State, 1986
Career Record 123-45 (.732)
Record at UWG 44-18 (.710)
Regular Season GSC Record 69-32 (.683)

ASSISTANT COACHES LOCATION

Thomas Sydeski (OC/Quarterbacks) PB
Nate Masters (DC/Defensive Backs) SL
Brice Carlson (Offensive Line) SL
J.R. Dorman (Linebackers) PB
Will Patterson (Running Backs) SL
Pat Gamble (Defensive Line) SL
Mike Summers Jr. (Wide Receivers) SL
Tremaine Tyler-Frazier (Defensive Backs) PB
Ashly Salomonsky (Tight Ends) PB
Cody Gast (Student Assistant) PB
Jaquan Henderson (Outside Linebackers) PB

TEAM HISTORY

First Year of NCAA MFB 1981 (42nd Season)
Overall Record 236-224
DII Record 215-223
All-Time GSC Record 137-158
Conference Championships 4
National Championships 1 (1982)
Undefeated Seasons 1 (1982)
10-Plus Win Seasons 6

STADIUM INFORMATION

Name University Stadium
Field Name Ra-Lin Field
Capacity 10,000
Surface Natural Grass
First Year 2009
Record at Stadium 52-26

UNIVERSITY INFORMATION

Location Carrollton, Ga.
Founded 1906
Enrollment 13,000
Colors Blue and Red
President Dr. Brendan Kelly
Director of Athletics Jason Carmichael

KEY STORYLINES

- ▶ Saturday's contest features two teams that have not secured the ball well in 2023 as the two teams have combined for 26 turnovers. UWG has turned it over 12 times in four games while UWA has committed 14 turnovers in five games.
- ▶ West Georgia has only played one team more in their program history that West Alabama. The Wolves and Tigers have met 39 times previous. West Georgia and Valdosta State have played 42 times with the 43rd meeting looming on November 11.
- ▶ The Wolves likely have to win out to keep their playoff hopes alive as they are now 2-2 through five weeks, and even then may require some help. A season ago, the Wolves had just two losses and missed the playoffs.

TURNOVER TROUBLES

- ▶ With four turnovers in the UWF loss, UWG's turnover total ballooned to 12 over four games. Eight of UWG's turnovers have been interceptions and two of those have been returned for touchdowns, while the Wolves have lost four of five fumbles.
- ▶ Only 14 teams in Division II have more turnovers than the Wolves, with one of those being UWA. Missouri S&T's 17 turnovers are the most in the country, while West Alabama's 14 are third most in Division II.
- ▶ By comparison, West Georgia had 14 total turnovers in 10 games in 2022 and the year before that only turned the ball over 13 times in 12 games.

FUN FACT

- ▶ No other team has allowed more points to UWG's football program than that of the West Alabama Tigers. UWG averages 26.8 points per game against UWA all-time, racking up 1,046 total points in 39 games.
- ▶ The most points scored by UWG in the series came in 1994 when the Braves scored 55 points in a big win in Carrollton.
- ▶ West Georgia's second most points have been scored against Valdosta State (997) and third most is against Delta State (859). Valdosta State's 1,287 points is the most points UWG has allowed against a single opponent.

MOSLEY'S 2023 START

- ▶ Junior running back Rajaez Mosley is off to a fantastic start to his 2023 season, rushing for 316 yards and two touchdowns.
- ▶ Mosley ranks sixth in the country in yards per carry, averaging 6.87 per carry, and that number ranks first in the Gulf South Conference.
- ▶ His 316 yards are 75th in the country but in terms of rushing yards per game, his 79.0 average also leads the conference and ranks 42nd in the country.
- ▶ Mosley finished the West Florida game with just four carries for 512 yards but his performance at Mississippi College was incredibly solid. He finished that game with 175 yards on 19 carries.

THE LP AP WATCH

- ▶ Senior wideout and speedster LaPerion Perry has his sights set on some monumental numbers as he is 100 all-purpose yards away from becoming UWG's eighth player to ever eclipse the 3,000 all-purpose yards mark.
- ▶ Perry is 33 yards away from passing John Strickland's 36-year old record for career kickoff return yards. Strickland had 1,727 from 1984-87 and Perry enters this week with 1,695 kickoff return yards. Perry is one of seven players to return two kickoffs for a touchdown, and no one in UWG history has returned three in their career.
- ▶ The LaGrange native is also closing in on 1,000 career receiving yards as he has 960 career receiving yards.

THE UWG-UWA SERIES

The 2023 edition of West Georgia and West Alabama is the 40th overall meeting between the two longtime rivals. UWG holds a 23-16 advantage in the series, winning five of the last eight.

Date	Location	Result
10/8/83	Livingston	L, 28-14
10/6/84	Livingston	L, 38-34
10/12/85	Carrollton	W, 24-14
10/11/86	Livingston	L, 28-17
10/10/87	Carrollton	L, 17-14
10/1/88	Livingston	W, 13-0
9/30/89	Carrollton	W, 36-14
9/29/90	Livingston	L, 33-27
10/5/91	Carrollton	L, 32-21
10/3/92	Livingston	W, 47-13
10/9/93	Livingston	W, 27-22
10/8/94	Carrollton	W, 55-21
10/28/95	Livingston	W, 31-17
11/2/96	Livingston	W, 47-23
11/1/97	Carrollton	W, 48-15
10/17/98	Livingston	W, 30-3
10/16/99	Carrollton	W, 20-6
10/14/00	Livingston	W, 31-10
10/13/01	Carrollton	W, 35-14
10/19/02	Livingston	L, 35-32
10/18/03	Carrollton	W, 38-35
10/9/04	Livingston	W, 38-20
10/8/05	Carrollton	W, 41-0
10/12/06	Livingston	L, 24-14
10/13/07	Carrollton	W, 30-28
10/25/08	Livingston	L, 48-10
10/24/09	Carrollton	W, 10-9
9/23/10	Livingston	L, 28-7
10/20/11	Carrollton	L, 35-23
9/29/12	Livingston	L, 24-20
10/26/13	Livingston	L, 45-14
10/4/14	Carrollton	W, 26-17
10/3/15	Livingston	W, 32-14
10/15/16	Carrollton	L, 31-7
10/14/17	Livingston	L, 34-31
10/20/18	Carrollton	W, 27-25
10/26/19	Livingston	W, 33-17
10/2/21	Carrollton	L, 38-20
9/24/22	Livingston	W, 22-7

UWG ALL-PURPOSE LEADERS

No.	Name	Rush	Rec.	KR	PR	Total
1	Devontae Jackson	4,039	612	1,412	0	6,063
2	Mark Evans	2,680	1,001	1,392	19	5,091
3	Nick Price	3,406	839	86	5	4,336
4	Denarius Appling	432	830	1,594	1,256	4,112
5	Stevie Young	2,826	852	56	7	3,741
6	Felix Addo	2,715	553	0	0	3,274
7	Seth Hinsley	2,839	263	0	0	3,002
8	LaPerion Perry	2	960	1,695	243	2,900
9	Chad Walker	133	2,456	0	0	2,589
10	John Strickland	114	747	1,727	0	2,588

GET AFTER THE QUARTERBACK

- We've talked about the turnover troubles of both teams, but another key to the game could be who can protect their quarterback best in the pocket.
- West Alabama's offensive line ranks 109th in Division II sacks allowed, giving up 2.4 per game, but their defensive line is solid as well, averaging 2.20 sacks per game which is ranked in the top 60 of Division II.
- The Wolves on the other hand have done a better job of protecting whichever quarterback is in the pocket, allowing just 1.50 sacks per game, ranking 57th in that category, but West Georgia averages less than a sack per game, and ranks 175th in that category.

TCOLE HITS 100

- Senior wideout Terrill Cole had four catches against West Florida, hitting an even 100 for his career in that category. Only seven receivers have done that now, and the last was Shaq Hall who played two seasons in 2014 and 2015, and he finished his career with 117.
- Cole needs eight catches today to move into the top-five in career receptions. That would put him past Stevie Young (104 from 1984-87) and Leo Mendenhall (107 from 1988-91).
- In terms of yards, Cole now 1,465 yards and is just seven yards away from moving up and passing Detronn Harris for eighth all-time. Cole is trying to become the seventh player in school history to reach 1,500 career receiving yards. Shaq Hall is the last to hit that milestone as well.

ON THIS DATE IN UWG FOOTBALL HISTORY

- West Georgia is 2-3 all-time on October 7, but 2-1 at home on this day.
- In 1989, the Braves traveled Westward on October 7 for a non-conference showdown with the Samford Bulldogs at Seibert Stadium and came home reeling from a 28-3 loss. West Georgia only got a third quarter field goal and were held to less than 200 yards of total offense. The Bulldog defense held Shane Reinhardt to only 47 yards rushing and Samford had nearly 500 yards of offense on that day and dropped West Georgia to 3-3.
- On October 7, 1995, West Georgia was on the road again in the state of Alabama. After leading North Alabama 13-7 after a quarter of play, West Georgia would fall to the Lions 34-19 in Florence. Mark Eldred threw for 281 yards and three touchdowns, and Chad Walker caught six passes for 143 yards, but it wasn't enough as UNA rushed for 352 yards and handed UWG their second loss of the season. North Alabama went on to finish 14-0 and claim a third straight Division II National Championship that season while the Braves reached the Division II playoffs for the first time in program history.

2023 AFCA WEEK FIVE DII COACHES POLL

Rank	School (1st votes)	2023 Rec.
1	Ferris St. (Mich.) (26)	3-1
2	Colorado School of Mines (3)	5-0
3	Pittsburg St. (Kan.)	5-0
4	Minnesota St.	5-0
5	Ouachita Baptist (Ark.)	5-0
6	West Florida	4-1
7	Grand Valley St. (Mich.)	3-1
8	Delta St. (Miss.)	5-0
9	Harding (Ark.)	5-0
10	Slippery Rock (Pa.)	5-0
11	Benedict (S.C.) (1)	5-0
12	Indianapolis (Ind.)	4-0
13	Lenoir-Rhyne (N.C.)	5-0
14	Bemidji St. (Minn.)	4-1
15	Western Colorado	5-0
16	Davenport (Mich.)	4-0
17	Minnesota-Duluth	5-0
18	Central Missouri	4-1
19	Valdosta St. (Ga.)	5-0
20	Emporia St. (Kan.)	4-1
21	Angelo St. (Tex.)	3-2
22	Henderson St. (Ark.)	4-1
23	Assumption (Mass.)	3-1
24	Truman St. (Mo.)	5-0
25	Shepherd (W.Va.)	4-1

Dropped Out: Texas A&M-Kingsville (16)

Others Receiving Votes: Augustana (S.D.), 51; Virginia St., 47; Texas A&M-Kingsville, 45; Virginia Union, 35; Tiffin (Ohio), 31; Missouri Western St., 28; Texas-Permian Basin, 18; Barton (N.C.), 6; Limestone (S.C.), 6; Charleston (W.Va.), 3; Central Washington, 2.

History was made on this day in 2000 when the Braves welcomed Southern Arkansas to Grisham Stadium as Nick Price ran the ball 23 times for a program record 235 yards on that night, a number that still holds today and is 10th all-time in Gulf South Conference history. The Wolves won 38-28 that night behind Price's huge night. Nick Price of course would go on to finish his career with 3,404 yards and still holds the career touchdown mark, scoring 35 times in his career.

► In 2006, UWG would fall 34-16 at home to Harding on October 7. No one would ever know by looking at the score how momentum shifted right before half. A breakdown in the kicking game and then a 48-yard touchdown pass as time expired in the half would turn what would have been a lead into a halftime deficit. West Georgia would never mentally recover and Harding would go on to outscore UWG 20-6 in the second half.

► October 7, 2017 is another extremely memorable game in the history of UWG football. David Dean was in his first year as UWG's head coach and he was facing his former Valdosta State team for the first time since departing after the 2015 season. It was all Wolves in this one as UWG won 42-13 behind a 170-yard, three touchdown game from the all-time leading rusher, Devontae Jackson. Willie Candler also completed 16 passes for 265 yards and a pair of touchdowns.

2023 TEAM STATS COMPARISON

	UWG	UWA
Points/Game	24.2	16.8
Points Allowed/Game	30.8	25.6
1st Downs	73	75
1st Downs Allowed	86	86
Rush Yards/Game	178.5	127.6
Rush Yards Allowed/Game	178.5	115.2
Pass Yards/Game	190.2	163.6
Pass Yards Allowed/Game	196.8	239.8
Total Offense/Game	368.8	291.2
Total Defense/Game	375.2	355.0
INT Thrown/INT Made	8/2	0/3
Turnover Margin	-1.50	-0.60
Sacks/Game	0.75	2.20
Sacks Allowed/Game	1.50	2.40
3rd Down Off/Def.	39.0/44.9	21.7/32.5
Red Zone Off/Def.	72.7/75.0	50.0/61.5
Kickoff Return Average	21.0	20.9
Punt Return Average	7.7	5.8
Penalties/Yards Per Game	8.8/75.0	5.8/56.0
Field Goals	2-3	3-6

2023 NCAA RANKS COMPARISON

	UWG	UWA
Points/Game	86	132
Points Allowed/Game	118	80
1st Downs	134	128
1st Downs Allowed	66	66
Rush Yards/Game	37	89
Rush Yards Allowed/Game	124	54
Pass Yards/Game	98	121
Pass Yards Allowed/Game	67	130
Total Offense/Game	65	122
Total Defense/Game	108	85
Turnover Margin	151	109
Sacks/Game	175	57
Sacks Allowed/Game	57	109
3rd Down Offense	67	158
3rd Down Defense	131	35
Red Zone Offense	111	153
Red Zone Defense	55	20
Kickoff Return Average	57	59
Punt Return Average	81	115

2022 GSC STANDINGS

Delta State	3-0	5-0
Valdosta State	2-0	5-0
West Florida	2-0	4-1
West Georgia	1-1	2-2
Mississippi College	1-2	2-3
North Greenville	1-2	2-3
Shorter	1-2	2-3
West Alabama	1-2	2-3
Chowan	0-3	0-5

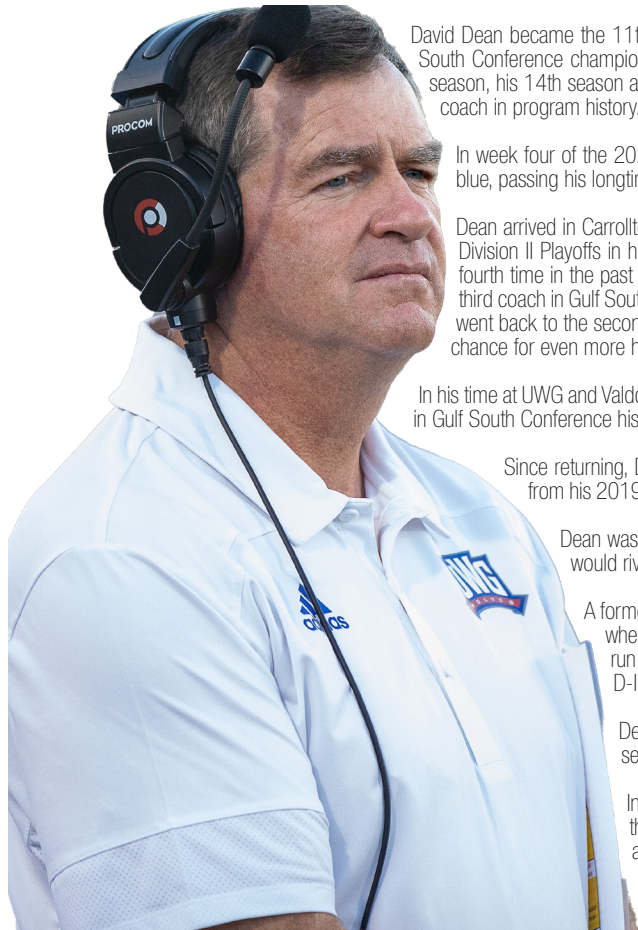
THIS WEEK'S GSC SCHEDULE

All Times Eastern

North Greenville at Chowan	1 PM
Delta State at Valdosta State	2 PM
Shorter at West Florida	5 PM
West Alabama at West Georgia	6 PM

**HEAD
COACH**

DAVID DEAN



David Dean became the 11th head coach in the history of UWG football in 2017, returning to a program where he was part of two Gulf South Conference championships and three trips to the NCAA Playoffs as an assistant in the 1990s. Now, as Dean kicks off the 2023 season, his 14th season as a head coach and sixth season at the helm of the Wolves' program, he does it as UWG's all-time winningest coach in program history.

In week four of the 2022 season, Dean and the Wolves were victorious against West Alabama, notching his 37th win in the red and blue, passing his longtime friend and mentor Charlie Fisher for most wins in UWG history.

Dean arrived in Carrollton in January 2017, on the eve of signing day, and led the Wolves to nine victories and a return to the NCAA Division II Playoffs in his first season. In his second season in 2018, West Georgia won 10 games and reached the playoffs for the fourth time in the past five seasons. In the second week of the season in 2019, Dean stepped even more into history, becoming the third coach in Gulf South Conference history with 100 wins in his career as the Wolves defeated Limestone on the road. In 2021, Dean went back to the second round of the NCAA Playoffs for the seventh time in his career, and after the historical 2022 season, he has a chance for even more history in 2023.

In his time at UWG and Valdosta State, Dean has amassed a record of 121-43, and needs just two wins in 2023 to move to second all-time in Gulf South Conference history.

Since returning, Dean and his team has produced 40 All-Gulf South Conference selections and 16 All-Americans. Two players from his 2019 squad, John Hurst and Azouyah Alufohai signed undrafted free agent contracts in the National Football League.

Dean was no stranger to the Carrollton campus when he returned to UWG in 2017. He brought with him a resume that would rival any coach in the nation. As an assistant or as a head coach, David Dean and his football teams are winners.

A former wide receiver at Georgia Tech, Dean got his introduction to the wars of Gulf South Conference football in 1988 when he began a four-year run on the staff at Valdosta State. In 1992, Dean moved to Carrollton for an eight-year run on the staff at West Georgia. That stint included the first winning season at the Division II level, the first NCAA D-II Playoff berth, and the program's first two Gulf South Conference titles.

Dean departed UWG following the 1999 season, joining the staff of Chris Hatcher at Valdosta State. He spent seven seasons as the Blazers' offensive coordinator, a run that included the 2004 NCAA Division II Championship.

In 2007 Dean ascended to the head coaching post at VSU. He had to assemble a coaching staff almost from the ground up as all but one fellow staff member moved on. The results were positive as Valdosta State posted a 13-1 record and won the program's second national championship.

Five years later, Dean was back in the winner's circle again. This time the Blazers lost twice in the regular season, but they were untouchable in the playoffs, averaging 42 points a game during a postseason march to a second national title.

That second national title with the Blazers put Dean in rare company. College football has been played in the state of Georgia since the 1890s, and during that time only three football coaches in this state have won multiple national titles. Erskine Russell won three FCS crowns at Georgia Southern, while Paul Johnson followed him in Statesboro with a pair of championships of his own, and now it is also David Dean.

Dean's run as head coach at Valdosta State covered nine seasons. Beyond the two national crowns, his Blazer teams posted an impressive record of 79-27, including a mark of 42-19 in games played with the nation's best Division II conference, the Gulf South. His teams advanced to the NCAA Playoffs six times, and Dean's postseason head coaching record is 13-6.

The success of Dean's Valdosta State program resulted in numerous individual plaudits. He captured American Football Coaches Association Division II Coach of the Year honors following both national titles. He was also named 2007 Coach of the Year by Schutt Sports, AFCA Regional Coach of the Year, and GSC Coach of the Year in 2010.

Beyond his individual success, Dean's VSU players captured the highest of honors. His VSU teams had 18 Division II All-America selections, while 10 players signed National Football League contracts. Dean also coached three players who earned GSC Freshman of the Year honors, two league players of the year, and a national defensive player of the year.

Clearly, David Dean has been linked to success throughout his 30-year coaching career. At UWG or at UWG's biggest rival, the results are irrefutable: David Dean is a winner. His teams win and his program flourishes.

Dean is a native of DeKalb County in the metro Atlanta area. He was born in Decatur, and enjoyed a stellar high school career for the Avondale Blue Devils. Dean arrived at Georgia Tech as a walk-on in 1982, but was awarded a scholarship the following season. He played wide receiver for the Jackets through the 1985 campaign.

Married to the former Stacie Stott, the Deans have three daughters: Caroline, Allison, and Natalie.

THE DEAN FILE

BORN: February 3, 1964
EDUCATION: Georgia State (1986)

COACHING EXPERIENCE

- West Georgia (Head Coach, 2017-Pres.)
- Georgia Southern (Off. Coordinator/WR, 2016)
- Valdosta State (Head Coach, 2007-2015)
- Valdosta State (Off. Coordinator/QB, 2000-2006)
- West Georgia (Off. Coordinator/QB, 1998-1999)
- West Georgia (Special Teams/RB, 1992-1997)
- Valdosta State (Wide Receivers, 1988-1991)
- Avondale HS (Wide Receivers, 1987)
- Georgia Tech (Grad. Assistant, 1986)

COLLEGIATE HEAD COACH RECORD

Year	School/Team	Record	Finish
2007	Valdosta State	13-1	NCAA Champions
2008	Valdosta State	9-3	
2009	Valdosta State	6-4	
2010	Valdosta State	8-3	
2011	Valdosta State	6-4	
2012	Valdosta State	12-2	NCAA Champions
2013	Valdosta State	6-4	
2014	Valdosta State	10-3	
2015	Valdosta State	9-3	
2017	West Georgia	9-4	
2018	West Georgia	10-2	
2019	West Georgia	6-5	
2020	West Georgia	--	
2021	West Georgia	9-3	
2022	West Georgia	8-2	
2023	West Georgia	2-2	
Totals	(13 Seasons)	123-45 (.732)	


UWG FOOTBALL COACHING STAFF



David Dean
Head Coach




Nate Masters
Defensive Coordinator



Thomas Sydeski
Offensive Coordinator



J.R. Dorman
Linebackers/Spec. Teams



Brice Carlson
Offensive Line



Tremaine Tyler-Frazier
Cornerbacks



Will Patterson
Running Backs/DFO



Michael Summers Jr.
Wide Receivers



Pat Gamble
Defensive Line



Ashly Salomonsky
Tight Ends/Full Backs



Jaquan Henderson
GA, Outside Linebackers



Jake Chadwick
GA, Safeties



Andrew Dyer
Student Assistant



Jomaurie Hester
Student Assistant



J.T. Patterson
Video Coordinator



Cody Gast
Student Assistant

No.	Player	Pos.	Ht.	Wt.	Yr.	Hometown (Previous School)
0	Deontae Overstreet	S	5-9	200	SR	Tifton, GA (Tift County HS)
1	Jaeven West	WR	5-7	160	SR	Warner Robins, GA (Warner Robins HS)
1	Carson Yancy	DB	5-8	177	SO	Auburn, AL (Auburn HS)
2	Terrill Cole	WR	6-1	180	SR	Birmingham, AL (Lindsey-Wilson)
2	Festus Davies	LB	6-2	211	SO	Lawrenceville, GA (Dacula HS)
3	TJ Lockley	WR	6-0	181	SO	Dayton Beach, FL (Jacksonville State)
3	Xavier Robinson	LB	5-11	218	JR	Atlanta, GA (Shorter)
4	Christian Royalston	RB	5-8	191	JR	Fairburn, GA (Langston Hughes HS)
4	Cael Bright	DB	5-10	190	SR	Douglasville, GA (Notre Dame (OH))
5	LaPerion Perry	WR	5-7	160	SR	LaGrange, GA (LaGrange HS)
5	Jibrahn Claude	DB	6-0	185	SO	Loganville, GA (Buffalo)
6	Pate Hogan	QB	5-10	185	SO	Valdosta, GA (Walwood HS)
6	Amos Dahn	LB	6-0	220	JR	Lawrenceville, GA (Archer HS)
7	Marquise Bridges	WR	6-1	205	SR	Brokhaven, MS (Northwestern State)
7	Jelen Lee	DB	6-0	174	JR	Florence, AL (Chattanooga)
8	Cameran Brown	QB	6-2	225	RFR	Byron, GA (Northside Warner Robins HS)
8	Mason Huntley	DL	6-1	217	SO	Lilburn, GA (Parkview HS)
9	Ben Whitlock	QB	6-2	195	SO	Johns Creek, GA (Johns Creek HS)
9	Camryn Feagins	DB	5-11	176	JR	Phenix City, AL (North Alabama)
10	Zay Britt	WR	5-8	181	JR	Oxford, AL (Oxford HS)
11	Steven Peterson	WR	6-2	201	SR	Kennesaw, GA (Georgia)
12	Wesley Kennedy III	RB	5-10	180	SR	Savannah, GA (Georgia Southern)
12	JJ Edwards	DB	6-0	181	SO	Greensboro, GA (Citrus College)
13	Cam Saunders	WR	5-11	167	JR	Charleston, WV (Elizabeth City State)
14	Jake Davis	WR	6-2	190	SO	Thomaston, GA (Presbyterian)
15	Eli Gainey	QB	6-3	227	SO	Flowery Branch, GA (South Alabama)
15	Ben Fortson	DB	5-9	190	SO	Bowdon, GA (Bowdon HS)
16	Jeremy Smith	S	6-1	182	JR	Savannah, GA (Marshall)
17	Mykel Tubbs	WR	6-2	200	JR	Atlanta, GA (Miami)
18	Jordan Clark	DB	5-10	165	JR	Richmond Hill, GA (Savannah State)
19	Kenyon TA Skinner	WR	6-0	185	SR	Orlando, FL (Northern Michigan)
20	Ashaud Roberson	RB	5-7	175	SO	Richmond Hill, GA (Richmond Hill HS)
21	Michael Merriweather	DB	5-11	196	RFR	Columbus, GA (Carver Columbus HS)
22	Rajaez Mosley	RB	5-7	193	JR	Valdosta, GA (Valdosta HS)
23	Desmond Johnson	DB	6-0	195	JR	Valdosta, GA (Western Kentucky)
24	Eli Barrow	LB	5-10	212	FR	Cedartown, GA (Cedartown HS)
25	Bryan Rice	DL	6-2	225	SR	Nolensville, TN (Shorter)
26	Latrell Murrell	RB	5-11	195	FR	Douglasville, GA (Douglas County HS)
29	Tre Douglas	S	6-2	205	JR	McDonough, GA (Coastal Carolina)
30	Jaden Stanley	LB	6-2	215	RFR	Fitzgerald, GA (Fitzgerald HS)
31	Brock Pellegrino	K	5-8	202	JR	Braselton, GA (Mill Creek HS)
32	Ethan Todorovich	LB	6-0	196	SO	Gulf Breeze, FL (Gulf Breeze HS)
33	JB Carlisle	RB	5-10	206	SO	Oxford, AL (Oxford HS)
34	Tre Williams	FB	6-4	217	SO	Calhoun, GA (Gordon Central HS)
35	Trey Lovelace	LB	6-1	220	SO	Tallapoosa, GA (Haralson County HS)
37	Micah Thurman	LB	6-2	225	SO	Warner Robins, GA (Northside HS)
38	Jaylen Brown	DL	6-3	255	JR	Lawrenceville, GA (Independence CC)
39	Brandon Booker	DB	5-10	182	SR	Lithonia, GA (Miller Grove HS)
41	Kole Allen	TE	6-2	250	JR	Hoover, AL (Portland State)
42	Jalynn Tarver	LB	6-0	255	SR	Columbia, SC (Georgia Military College)
43	Anthony Rochester	DB	6-0	186	SR	Lawrenceville, GA (Fort Scott CC)
44	Hayden Wells	FB	5-10	224	SO	Valdosta, GA (Lowndes HS)
45	Keondre Williams	LB	6-2	214	JR	Metter, GA (Metter HS)
46	Jay Carter	LB	6-0	225	RFR	Warner Robins, GA (Warner Robins HS)
47	Marcus Gary	FB	5-10	203	SR	Valdosta, GA (Lowndes HS)
53	Jeffrey Miller	OL	6-3	280	JR	Tampa, FL (Iowa Western CC)
54	Derrick McFerrien	OL	6-1	266	JR	Duluth, GA (Duluth HS)
55	Abu Bangura	DL	6-3	259	SR	Baltimore, MD (Florida A&M)
56	Malcolm Mercer	DL	6-0	273	SR	Americus, GA (Americus-Sumter HS)
57	Jalen Moore	OL	6-1	285	JR	Atlanta, GA (Creekside HS)
58	John Quinn	LS	6-1	225	SO	Valdosta, GA (Lowndes HS)
60	Brandon Pippen	OL	6-4	280	JR	Alpharetta, GA (Arkansas Pine Bluff)
63	Rahyiem Rowe	OL	6-3	326	SO	Fairburn, GA (Southern Illinois)
64	David Bodden	OL	6-2	280	JR	Hoover, AL (Hoover HS)
67	Austin Donaldson	OL	6-3	295	SR	Stockbridge, GA (Stockbridge HS)
70	Sam Regina	OL	6-4	290	SO	Helena, AL (Helena HS)
76	Bailey Cannady	OL	6-3	327	JR	Jasper, GA (Pickens HS)
77	Brevyn Jones	OL	6-5	295	SO	Birmingham, AL (Jacksonville State)
78	Marvin James	OL	6-3	321	JR	Mableton, GA (Pebblebrook HS)
79	Bryson Wilson	OL	6-6	358	FR	Adel, GA (Cook County HS)
80	Palmer Bachelder	WR	5-11	191	SR	Augusta, GA (Central Florida)
82	James Wade	TE	6-3	264	SO	Yorktown, VA (York HS)
83	E'Shawn Mayes	TE	6-3	255	JR	Hephzibah, GA (Alabama State)

No.	Player	Pos.	Ht.	Wt.	Yr.	Hometown (Previous School)
83	Tyler Davalos	K	6-3	196	FR	Acworth, GA (Allatoona HS)
84	Reilly Mason	P	6-2	185	SO	Sylvester, GA (Worth County HS)
85	Zach Obi	TE	6-3	240	JR	Jonesboro, GA (Central Christian HS)
86	Jerry Mays	WR	6-0	185	JR	Covington, GA (Eastside HS)
88	Reed Reagin	LS	6-0	201	SO	Valdosta, GA (Valdosta HS)
89	Cam Edwards	WR	6-4	160	RFR	Jackson, GA (Jackson HS)
90	Demetrice Lofton	DL	6-5	250	SR	Fairburn, GA (Creekside)
92	Aiden Benton	DL	6-2	236	FR	Lovejoy, GA (Lovejoy HS)
94	Exavier McDowell	DL	6-2	236	RFR	Snellville, GA (South Gwinnett HS)
95	Derrick Von Hubbard	DL	6-1	270	RFR	Conyers, GA (Newton HS)
96	Raymone Devezin	DL	6-0	277	JR	Woodstock, GA (Etowah HS)
97	Eric Williams	DL	6-4	302	JR	Warner Robins, GA (Valdosta State)
99	Jalon Miller	DL	6-0	255	SO	Tifton, GA (Tift County HS)

Pronunciation Guide

Jaeven West	JAY-vin
Terrill Cole	Tuh-rell
Jibrahn Claude	Jih-BRAHN
Jelen Lee	Goes by Jet
Camryn Feagins	cuh-MY-en FAY-gins
Kenyon TA Skinner	Kin-YON-tay
Rajaez Mosley	RAH-jayz
Latrell Murrell	They rhyme
Brock Pellegrino	Pell-uh-green-oh
Ethan Todorovich	TOH-dore-oh-vitch
Keondre Williams	KEE-ahn-dray
Abu Bangura	ah-BOO Ban-GOO-ruh
Rahyiem Rowe	RAH-heem
David Bodden	BAH-den
Sam Regina	Ruh-jeen-uh
Bailey Cannady	CAN-uh-dee
Tyler Davalos	Dah-VUH-los
Zack Obi	OH-bee
Raymone Devezin	Deh-vuh-zin

Coaching Staff

David Dean	Head Coach
JR Dorman	Assistant Head Coach, Linebackers
Thomas Sydeski	Offensive Coordinator, Quarterbacks
Nate Masters	Defensive Coordinator, Safeties
Pat Gamble	Defensive Line
Will Patterson	Running Backs, Director of Football Operations
Brice Carlson	Offensive Line, Run Game Coordinator
Mike Summers Jr.	Wide Receivers
Tremaine Tyler-Frazier	Defensive Backs
Ashly Salomonsky	Graduate Assistant, Offense
Jaquan Henderson	Graduate Assistant, Defense
Jake Chadwick	Graduate Assistant, Defense
JT Patterson	Video Coordinator
Andrew Dyer	Student Assistant
Cody Gast	Student Assistant
Jomaurie Hester	Student Assistant
Jordan Thornton	Student Assistant

DEPTH CHART

OFFENSE

QB	8	Cameran Brown	6-2	225	R-Fr.
	9	Ben Whitlock	6-2	195	So.
RB	22	Rajaez Mosley	5-7	193	Jr.
	12	Wesley Kennedy III	5-10	180	Sr.
FB	34	Tre Williams	6-4	217	So.
	47	Marcus Gary	5-10	203	Sr.
XR	10	Zay Britt	5-8	181	Jr.
	3	T.J Lockley	6-0	181	So.
LT	77	Brevyn Jones	6-5	295	So.
	76	Bailey Cannady	6-3	227	Jr.
LG	78	Marvin James	6-3	321	Jr.
	57	Jalen Moore	6-1	285	Jr.
C	64	David Bodden	6-2	280	Jr.
	70	Sam Regina	6-4	290	So.
RG	67	Austin Donaldson	6-3	295	Sr.
	79	Bryson Wilson	6-6	358	Fr.
RT	60	Brandon Phippen	6-4	280	Jr.
	75	Mason Bundy	6-6	300	So.
TE	85	Zach Obi	6-3	240	Jr.
	83	E'Shawn Mayes	6-3	255	Jr.
HR	1	Jaeven West	5-7	160	Sr.
	7	Marquise Bridges	6-1	205	Sr.
YR		11 Steven Peterson			
	6-2	201 Sr.			
ZR	2	Terrill Cole	6-1	180	Sr.
	86	Jerry Mays	6-0	185	Jr.

DEFENSE

RAM	45	Keondre Williams	6-2	214	Jr.
	35	Trey Lovelace	6-21	220	So.
N	97	Eric Williams	6-4	302	Jr.
	56	Malcolm Mercer	6-0	273	Sr.
DT	55	Abu Bangura	6-3	259	Sr.
	38	Jaylen Brown	6-3	225	Jr.
DE	90	Demetrice Lofton	6-5	250	Sr.
	25	Bryan Rice	6-2	225	Sr.
LB	6	Amos Dahn	6-0	220	Jr.
	42	Jalynn Tarver	6-0	255	Sr.
LB	3	Xavier Robinson	5-11	218	Jr.
	37	Micah Thurman	6-2	225	So.
CB	9	Camryn Feagins	5-11	176	Jr.
	39	Brandon Booker	5-10	182	Sr.
STUD	0	Deontae Overstreet	5-9	200	Sr.
	16	Jeremy Smith	6-1	182	Jr.
S	21	Michael Merriweather	5-11	196	R-Fr.
	5	Jibrah Claude	6-0	185	So.
S	15	Ben Fortson	5-9	190	Jr.
	4	Cael Bright	5-10	190	Sr.
CB	7	Jelen Lee	6-0	174	Jr.
	1	Carson Yancy	5-8	177	So.

SPECIAL TEAMS

PK	31	Brock Pellegrino	5-8	202	Jr.
	83	Tyler Davalos	6-3	196	Fr.
KOS	83	Tyler Davalos	6-3	196	Fr.
	31	Brock Pellegrino	5-8	202	Jr.
P	84	Reilly Mason	6-2	185	So.
	31	Brock Pellegrino	5-8	202	Jr.
H	6	Pate Hogan	5-10	185	So.
	10	Zay Britt	5-8	181	Jr.
KR	10	Zay Britt	5-8	181	Jr.
	5	LaPerion Pery	5-7	160	Sr.
PR	12	Wesley Kennedy III	5-10	180	Sr.
	10	Zay Britt	5-8	181	Jr.

RA-LIN FIELD at UNIVERSITY STADIUM



► After playing home games at Carrollton High School's Grisham Stadium for nearly 30 years, UWG opened University Stadium in front of 6,277 fans in 2009, hosting Lambuth in the first ever game at one of the premiere Division II football facilities.

► University Stadium hosted its first ever playoff game in 2015 as West Georgia defeated a Valdosta State team coached by David Dean on Dallas Dickey's late touchdown at the southwest pylon. The Wolves went on to host Tuskegee in round two, and later hosted NCAA Opening Round games in 2017 and 2018.

► West Georgia's defense has pitched three shutouts at University Stadium, with the most recent coming in 2021 as the Wolves defeated Morehouse, 47-0.

► The press box features 13 luxury suites for fans to enjoy. The second floor features two on the far north and far south ends while the third floor is exclusively suites and features nine total. The largest suite, centered in the center of the third floor, is The President's Suite, where UWG president Dr. Brendan Kelly hosts guests at each home game.

► Three different head coaches have coached in University Stadium for the Wolves, Daryl Dickey, Will Hall, and David Dean. Two of those, Hall and Dean, have also been on the University Stadium sideline as opposing head coaches.

► The first UWG touchdown in University Stadium history came in game one as Matt O'Brien hauled in a 17-yard pass from Kyle Padgett. O'Brien later went to serve on the UWG coaching staff under Daryl Dickey and Will Hall.

► Current Auburn University head coach Hugh Freeze was the opposing head coach in the opening game at University Stadium.

► UWG is 52-26 all-time at University Stadium, and from 2013-2016 won an impressive 19 consecutive games at home. That run included an upset win over Delta State in 2013, and a pair of playoff wins in 2015.

STADIUM QUICK FACTS

First Game.....	September 5, 2009
Result	Lambuth 27, UWG 20
UWG's Stadium Record	53-26
Field Name	Ra-Lin Field
Capacity	10,000
Surface	Natural
Record Crowd.....	9,011 (December 5, 2015)
Result	UWG 35, Tuskegee 6

STADIUM BESTS

Individual

Rushing Yards	181, Quan Jones vs. Delta State, 2013
Passing Yards.....	398, Dallas Dickey vs. Tuskegee, 2015
Receiving Yards... ..	168, Denarius Appling vs. West Alabama, 2019
Tackles	14, Manny Rodriguez vs. Wingate, 2010
.....	14, Jay Johnson vs. Harding, 2010
.....	14, Cam Magee vs. West Florida, 2017
Interceptions	2, Donovan Jackson vs. North Alabama, 2013
.....	2, Carlos Hutton vs. Delta State, 2014
.....	2, Korie Rogers vs. West Florida, 2017
Sacks	6, Jeremy Cook vs. Concordia, 2010

Team

Rushing Yards	400 vs. Mississippi College, 2014
Passing Yards.....	398 vs. Tuskegee, 2015
Total Yards.....	646 vs. Mississippi College, 2014
Points	57 vs. Fayetteville State, 2015
First Downs	30 vs. Valdosta State, 2022
.....	30 vs. Delta State, 2022

THE LAST TIME

THE LAST TIME WEST GEORGIA HAD...

30 or more first downs	at North Greenville, 2022 (34)
400+ yards rushing	vs. Mississippi College, 2014 (400)
300-399 yards rushing	at Limestone, 2019 (351)
250-299 yards rushing	at Mississippi College, 2023 (271)
200-249 yards rushing	vs. Limestone, 2023 (228)
400+ yards passing	at North Greenville, 2022 (424)
350-399 yards passing	at Valdosta State, 2021 (381)
300-349 yards passing	vs. Valdosta State, 2022 (337)
250-299 yards passing	vs. Shorter, 2022 (280)
600+ yards total offense	at North Greenville, 2022 (645)
500-599 yards total offense	at Delta State, 2022 (591)
90 plays total offense	at Delta State, 2022 (93)
Four passes intercepted	at Texas A&M-Kingsville, 2023 (4)
50 points	at Delta State, 2022 (52)

THE LAST TIME WEST GEORGIA HELD ITS OPPONENT TO...

Less than 10 first downs	at Morehouse, 2022 (7)
10 First Downs	at Catawba, 2019 (10)
Negative yards rushing	vs. Delta State, 2013 (-4)
100 yards or less rushing	vs. Shorter, 2022 (2)
Zero passing yards	at North Alabama, 1992 (0)
100 yards or less passing	at Mississippi College, 2023 (31)
200 or fewer yards of total offense	at Morehouse, 2022 (115)
201-250 yards of total offense	at Texas A&M-Kingsville, 2023 (241)
251-300 yards of total offense	at West Alabama, 2021 (259)
No touchdowns	at Morehouse, 2022 (0 points)

THE LAST TIME WEST GEORGIA...

Had two players with 100+ rushing yards	at Mississippi College, 2023 (Rajaez Mosley 175, Cameran Brown 100)
Had two players with 100+ receiving yards	at Mississippi College, 2021 (Quan Harrison 118, Mechane Slade 108)
Returned a punt for a TD	at Valdosta State, 2021 (Quan Harrison, 78 yds.)
Returned a kickoff for a TD	vs. Florida Tech, 2018 (LaPerion Perry, 96 yds.)
Returned an interception for a TD	at Morehouse, 2022 (Deontae Overstreet, 41 yds.)
Returned two interceptions for TDs	vs. Albany State, 2002 Datwan Wells and Jonathan Sello
Returned a fumble for a TD	at West Florida, 2023 (Jeremy Smith, 28 yards)
Recorded 6+ sacks	vs. Shorter, 2022 (7)
Recorded 5 sacks	vs. Delta State, 2018 (5)
Recorded 4 sacks	at West Alabama, 2022 (4)
Recorded 3 sacks	vs. Limestone, 2023 (3)
Intercepted 6 passes	at West Florida, 2016 (6)
Intercepted 5 passes	at Tusculum, 2012 (5)
Intercepted 4 passes	at Valdosta State, 2005 (4)
Intercepted 3 passes	vs. Delta State, 2021 (3)
Blocked a punt	at North Greenville, 2002
Blocked a punt for a TD	vs. Delta State, 2016 (Laronji Vason)
Blocked a field goal	vs. West Florida, 2018 (Chad Price)
Had a punt blocked	vs. Delta State (2021)
Had a kickoff returned for a TD	vs. Mars Hill, 2014
Had a punt returned for a TD	vs. West Alabama, 2016
Had an interception returned for a TD	at West Florida, 2023
Had a fumble returned for a TD	at Delta State, 2019
Missed a PAT kick	at North Greenville, 2022
Had a successful two-point conversion	at Delta State, 2022
Had a field goal blocked	at Texas A&M-Kingsville, 2023
Shut out an opponent	at Morehouse, 2022
Was shut out	at Henderson State, 2009
Played an overtime game	vs. Arkansas-Monticello, 2007
Scored a safety	vs. Morehouse, 2021
Gave up a safety	at West Florida, 2021
Had no turnovers	at Delta State, 2022
Had no penalties	vs. Point, 2013

THE LAST TIME A WEST GEORGIA PLAYER...

Rushed 30 times	Jaxton Carson vs. West Florida, 2022 (31)
Rushed 20 times	Jaxton Carson at North Greenville, 2022 (25)
Rushed for 230 yards	Nick Price vs. Southern Arkansas, 2000 (235)
Rushed for 200 yards	Chauncey Williams at Limestone, 2019 (218)
Rushed for 150 yards	Rajaez Mosley at Mississippi College, 2023 (175)
Rushed for 100 yards	Jaxton Carson at North Greenville, 2022 (110)
Passed for 500 yards	Harrison Frost at Delta State (503)
Passed for 400 yards	Harrison Frost at North Greenville, 2022 (424)
Passed for 350 yards	Harrison Frost at Valdosta State (381)
Passed for 300 yards	Harrison Frost vs. Valdosta State, 2022 (337)
Attempted 60 passes	Harrison Frost at Delta State, 2022 (65)
Attempted 50 passes	Harrison Frost vs. West Florida, 2022 (53)
Attempted 40 passes	Harrison Frost at North Greenville, 2022 (44)
Attempted 30 passes	Harrison Frost vs. Shorter, 2022 (33)
Completed 30 passes	Harrison Frost at Delta State (41)
Completed 20 passes	Harrison Frost at North Greenville, 2022 (26)
Passed for 4 or more TDs	Harrison Frost at North Greenville, 2022 (4)
Threw 3 or more interceptions	Ben Whitlock at Texas A&M-Kingsville, 2023 (3)
Had 100 yards rushing and passing	Cameran Brown at Mississippi College, 2023 (100 rushing, 111 passing)
Caught 10 passes	Ronnie Blackmon at Delta State, 2022 (10)
Had 200 receiving yards	Andre Heard at North Alabama, 2000 (205)
Had 100 receiving yards	Terrill Cole at Mississippi College, 2023 (124)
Scored 4 rushing touchdowns	Seth Hinsley at Shorter, 2014
Scored 3 rushing touchdowns	Jaxton Carson vs. Shorter, 2022
Scored 2 rushing touchdowns	Rajaez Mosley vs. Limestone, 2023
Scored 3 receiving touchdowns	John Hurst vs. Mississippi College, 2019
Scored 2 receiving touchdowns	Terrill Cole at Mississippi College, 2023
Intercepted two passes	Korie Rogers vs. West Florida, 2017
Kicked a 45-yard field goal	Omar Cervantes vs. Delta State, 2021 (46 yds.)
Kicked a 35-yard field goal	Brock Pellegrino at Mississippi College, 2023 (44 yds.)
Kicked three field goals in a game	Omar Cervantes vs. Shorter, 2019
Kicked two field goals in a game	Omar Cervantes vs. Delta State, 2021
Had 15 tackles in a game	James McGee at Harding, 2011 (16)
Had 10 tackles in a game	Keondre Williams at Mississippi College, 2023 (10)

INDIVIDUAL SINGLE GAME RECORDS

RUSHING YARDS

No.	Name	Yds.	Opponent	Year
1	Nick Price	235	Southern Arkansas	2000
2	Felix Addo	233	Delta State	1993
3	Shane Reinhardt	225	Livingston	1989
4	Devontae Jackson	224	West Florida	2018
5	Stevie Young	218	Mississippi College	1985
	Chauncey Williams	218	Limestone	2019
7	Steve Duncan	213	Valdosta State	1998
8	Gary Harden	209	West Alabama	1996
	Felix Addo	209	Mississippi College	1994
10	Mark Evans	200	Lane College	1992

RUSHING TOUCHDOWNS

No.	Name	TD	Opponent	Year
1	Seth Hinsley	4	Shorter	2014
	Mark Evans	4	Lane	1992
	Shane Reinhardt	4	West Alabama	1989
3	<i>22 tied with 3, Most recently by...</i>			
	Jaxton Carson	3	Shorter	2022



SETH HINSLEY

PASSING COMPLETIONS

No.	Name	C	Opponent	Year
1	Chris Teal	42	Valdosta State	1991
2	Harrison Frost	41	Delta State	2022
3	Harrison Frost	37	West Alabama	2021
4	Ryan Poole	35	Arkansas-Mont.	2007
5	Harrison Frost	34	Mississippi College	2021
6	Ryan Poole	32	West Alabama	2007
	Chris Teal	32	Mississippi College	1992
8	Ryan Poole	31	Harding	2007
9	Harrison Frost	29	North Greenville	2022
	Harrison Frost	29	Valdosta State	2021
	Harrison Frost	29	Delta State	2021
	Harrison Frost	29	Carson-Newman	2021
	Ryan Poole	29	Valdosta State	2007

PASSING ATTEMPTS

No.	Name	C	Opponent	Year
1	Chris Teal	67	Valdosta State	1991
2	Harrison Frost	65	Delta State	2022
3	Harrison Frost	62	West Alabama	2021
4	Ryan Poole	59	Arkansas-Mont.	2007
5	Ryan Poole	57	Delta State	2007
6	Harrison Frost	53	West Florida	2022
	Ryan Poole	53	Valdosta State	2007
8	Jeremy Clements	51	Catawba	2000
9	Harrison Frost	50	Delta State	2021

	Sean Gray	50	Samford	2008
11	Chris Teal	49	Mississippi College	1992
	Ryan Poole	49	Harding	2007
	Chris Teal	49	Jacksonville State	1991

PASSING YARDS

No.	Name	Yds.	Opponent	Year
1	Harrison Frost	503	Delta State	2022
2	Harrison Frost	424	North Greenville	2022
3	Harrison Frost	418	North Greenville	2022
4	Chris Teal	417	Valdosta State	1991
5	Jeremy Clements	416	Presbyterian	2000
6	Harrison Frost	415	Mississippi College	2021
7	Chris Teal	401	Mississippi College	1992
8	Dallas Dickey	398	Tuskegee	2015
9	Toby Strange	396	North Alabama	1996
10	Ryan Poole	388	Arkansas-Mont.	2007
11	Willie Candler	374	Valdosta State	2019

PASSING TOUCHDOWNS

No.	Name	TD	Opponent	Year
1	Cater Pierce	6	Liberty	1984
2	Jeremy Clements	5	Arkansas-Mont.	1998
3	Toby Strange	5	Valdosta State	1996
4	Chris Teal	5	Valdosta State	1992
5	<i>21 Tied with 4, most recently by...</i>			
	Harrison Frost	4	Delta State	2022

RECEPTIONS

No.	Name	Rec.	Opponent	Year
1	Chad Walker	14	Arkansas-Mont.	1995
2	Shaq Roland	12	Florida Tech	2017
3	Leo Mendenhall	11	West Alabama	1991
4	Ronnie Blackmon	10	Delta State	2022
	Mechane Slade	10	West Alabama	2021
	Chad Walker	10	Jacksonville State	1995
	James Crowley	10	West Alabama	1991
	Orondus Mons	10	Valdosta State	1991
	Mark Evans	10	Valdosta State	1991
	Leo Mendenhall	10	Delta State	1991
	Hal Lamb	10	Valdosta State	1986

RECEIVING YARDS

No.	Name	Yds.	Opponent	Year
1	Andre Heard	245	Presbyterian	2000
2	Chad Walker	236	Arkansas-Mont.	1995
3	Leo Mendenhall	228	West Alabama	1991
4	Andre Heard	205	North Alabama	2000
5	Ronnie Blackmon	193	North Greenville	2022
6	Wilson Kimble	184	Samford	2008
7	LaPerion Perry	183	Delta State	2019
8	Ron Dixon	181	Valdosta State	1996
9	Detronn Harris	176	North Alabama	2002
10	Chris Bennett	174	Delta State	1992
11	Denarius Appling	168	West Alabama	2011

RECEIVING TOUCHDOWNS

No.	Name	TD	Opponent	Year
1	John Hurst	3	Mississippi College	2019
	DeNiko Carter	3	West Florida	2016
	Jimmy Howard	3	Harding	2007
	Ron Dixon	3	Valdosta State	1996
	Ron Dixon	3	North Alabama	1996
	Chad Walker	3	Arkansas-Mont.	1995
	Chris Bennett	3	Valdosta State	1992
8	<i>57 tied with 2, most recently by...</i>			
	Ronnie Blackmon	2	North Greenville	2021

INDIVIDUAL SINGLE SEASON RECORDS

RUSHING ATTEMPTS

No.	Name	Att.	Yds.	Year
1	Seth Hinsley	258	1,432	2014
2	Devontae Jackson	217	1,175	2017
3	Devontae Jackson	215	1,320	2018
4	Nick Price	211	1,409	2000
5	Michael Alexis	207	1,232	2004
6	Nick Price	200	1,193	2001
	Felix Addo	200	1,276	1994
8	Brooks Benton	196	856	1988
9	Steve Duncan	194	1,030	1998
10	Mark Evans	188	1,014	1992

RUSHING YARDS

No.	Name	Yds.	Att.	Year
1	Seth Hinsley	1,432	258	2014
2	Nick Price	1,409	211	2000
3	Devontae Jackson	1,320	215	2018
4	Felix Addo	1,276	200	1994
5	Michael Alexis	1,232	207	2004
6	Nick Price	1,193	200	2001
7	Felix Addo	1,118	175	1993
8	Devontae Jackson	1,113	204	2017
9	Harold Long	1,061	116	1982
10	Devontae Jackson	1,057	162	2015

RUSHING TOUCHDOWNS

No.	Name	TD	Att.	Year
1	Jaxton Carson	20	186	2022
2	Seth Hinsley	15	258	2014
3	Nick Price	14	200	2001
4	Devontae Jackson	12	215	2018
	Quan Jones	12	169	2013
	Felix Addo	12	200	1994
	Nick Price	12	211	2000
	Abe Felix	12	169	2005
	Louis Lomax	12	149	1991
10	Michael Alexis	11	207	2004
11	<i>Four Tied with 10 most recently by...</i>			
	Chauncey Williams	10	70	2019

PASSING YARDS

No.	Name	Yds.	Comp.	Year
1	Harrison Frost	3,618	304	2021
2	Harrison Frost	3,112	244	2022
3	Willie Candler	2,913	220	2017
4	Willie Candler	2,681	216	2018
5	Toby Strange	2,648	185	1996
6	Chris Teal	2,644	203	1992
7	Jeremy Clements	2,390	173	2000
8	Dallas Dickey	2,387	173	2015
9	Cater Pierce	2,348	184	1986
10	Chris Teal	2,311	176	1991
11	Jeremy Clements	2,232	171	1999

PASSING TOUCHDOWNS

No.	Name	TDs	Yds.	Year
1	Harrison Frost	25	3,112	2022
	Harrison Frost	25	3,618	2021
	Willie Candler	25	2,681	2018
	Willie Candler	25	2,913	2017
	Chris Teal	25	2,644	1992
6	Jeremy Clements	24	2,232	1998
	Toby Strange	24	2,648	1996
8	Dallas Dickey	22	2,387	2015
	Cater Pierce	22	2,348	1986
10	Jeremy Clements	20	2,390	2000
	Jeremy Clements	20	2,182	1998
	Mark Eldred	20	2,007	1995
	Chris Teal	20	2,311	1991

RECEPTIONS

No.	Name	Rec.	Yds.	Year
1	Mechane Slade	78	961	2021
2	Detronn Harris	63	954	2002
3	Roscoe Pounds	62	915	1998
4	Shaq Hall	61	710	2015
	Chad Walker	61	1,018	1995
6	Shaq Hall	56	795	2014
7	Shaq Roland	55	722	2017
	Andre Heard	55	1,095	2000
	Leo Mendenhall	55	906	1991
10	Hal Lamb	53	771	1986

RECEIVING YARDS

No.	Name	Yds.	Rec.	Year
1	Andre Heard	1,095	55	2000
2	Chad Walker	1,018	61	1995
3	Mechane Slade	961	78	2021
4	Detronn Harris	954	63	2002
5	Roscoe Pounds	915	62	1998
6	Leo Mendenhall	906	55	1991
7	Ron Dixon	874	45	1996
8	Qa Walker	809	34	2015
9	Shaq Hall	795	56	2014
10	Hal Lamb	771	53	1986

RECEIVING TOUCHDOWNS

No.	Name	TDs	Yds.	Year
1	Ron Dixon	11	874	1996
2	Qa Walker	10	809	2015
	Roscoe Pounds	10	915	1998
	Chad Walker	10	662	1994
5	Jimmy Howard	9	756	2007
	Leo Mendenhall	9	906	1991
7	Chad Walker	8	1,018	1995
	John Strickland	8	379	1986
	Rusty Whaley	8	278	1982
	Mechane Slade	8	961	2021

TACKLES

No.	Name	UT	AT	Total	Year
1	Derrick Ross	92	58	160	1984
2	Trent Hattaway	102	49	151	1986
3	Neal Gooch	104	45	149	1986
4	Derrick Germaine	96	42	138	1983
5	Don Gill	59	72	131	1992
6	Nate Coggins	80	48	128	2000
	Tim McClain	81	47	128	1995
8	Casey Pennone	65	59	124	1996
	Jeff Allen	73	51	124	1985
10	Derrick Germaine	82	40	122	1981
11	Trent Hattaway	68	45	113	1987
12	J.D. Dickerson	71	39	110	1998
13	Lee Ford	62	47	109	1984
14	Nate Coggins	69	39	108	1999
15	Tim Barron	48	58	106	1992
	Russell Gray	35	71	106	1991
17	Keeto Hayes	52	53	105	1996
18	John Perkins	59	45	104	2006
19	Russell Gray	38	65	103	1992
20	Alan Overstreet	53	49	102	1991
21	Jernaine Gadson	64	37	101	2003
	Tim McClain	73	28	101	1994
	Chris Carter	59	42	101	1984
	Derrick Germaine	65	36	101	1982
25	Dennis Scandrett	55	45	100	1984

TACKLES FOR LOSS

No.	Name	TFL	Year
1	Dylan Donahue	20.0	2016
2	Kelvin Morris	19.5	2005
3	Courtney Roebuck	19.0	2000
4	Odel Willis	18.0	2006
5	Dylan Donahue	17.5	2015

	Darius Caldwell	17.5	2014
7	John Perkins	17.0	2006
	John Perkins	17.0	2005
	Bo Williams	17.0	2001
10	Forrest Jackson	18.0	2001

SACKS

No.	Name	Sacks	Year
1	Dylan Donahue	13.5	2016
2	Darius Caldwell	13.0	2014
3	Dylan Donahue	12.0	2015
4	Courtney Roebuck	11.5	2000
5	Tory Slater	10.0	2014
	Jeremy Cook	10.0	2010
	Odel Willis	10.0	2005
8	Alex Armah	9.0	2015
9	Vinson Cooper	8.0	1998
10	Chad Price	7.5	2017
	Brandon Jamison	7.5	2005

INTERCEPTIONS

No.	Name	Int.	PBU	Year
1	Marquis Floyd	9	11	2000
2	Lorenzo Stroud	8	0	1993
3	Dennison Robinson	7	12	1998
4	Larico Stevenson	6	10	2005
	Marquis Floyd	6	13	2001
	Daetwan Wells	6	13	2001
	Kendall Simmons	6	-	1988
8	Marcus Sayles	5	5	2016
	Waylon Kimble	5	4	2010
	John Cross	5	7	1992

FIELD GOALS

No.	Name	FGM	FGA	Year
1	Omar Cervantes	15	19	2021
	Omar Cervantes	15	18	2018
	Jared Guberman	15	17	2007
	Wes Wilson	15	20	2000
5	Hunter Heck	14	18	2015
	Wes Wilson	14	19	2001
7	Davis Brackett	13	19	2011
8	Jeremy Coates	12	16	1998
	Rob Rice	12	18	1984

CAREER RECORDS

RUSHING ATTEMPTS

No.	Name	Att.	Years
1	Devontae Jackson	673	2015-18
2	Stevie Young	603	1984-87
3	Nick Price	582	1998-01
4	Mark Evans	540	1989-92
5	Seth Hinsley	520	2011-14
6	Dallas Dickey	488	2012-15
7	Felix Addo	436	1992-94
8	James Kennebrew	435	2006-11
9	Brooks Benton	426	1986-89

RUSHING YARDS

No.	Name	Yds.	Years
1	Devontae Jackson	4,046	2015-18
2	Nick Price	3,404	1998-01
3	Stevie Young	2,826	1984-87
4	Felix Addo	2,751	1992-94
5	Seth Hinsley	2,737	2011-14
6	Mark Evans	2,680	1989-92
7	Dallas Dickey	1,983	2012-15
8	Brooks Benton	1,911	1986-89
9	James Kennebrew	1,901	2006-11
10	Michael Alexis	1,815	2003-04

RUSHING TOUCHDOWNS

No.	Name	TD	Years
1	Nick Price	35	1998-01
2	Devontae Jackson	32	2015-18
3	Seth Hinsley	22	2011-14
	Mark Evans	22	1989-92
5	Jaxton Carson	20	2022
	Dallas Dickey	20	2012-15
	Felix Addo	20	1992-94
8	Kevin Carroll	18	1996-98
	David Archer	18	1981-82
10	Shane Reinhardt	17	1989-90
11	Brandon Glover	16	2002-03
	Stevie Young	16	1984-87

PASSING YARDS

No.	Name	Yds.	Comp.	Years
1	Willie Candler	8,346	666	2016-19
2	Chris Teal	7,258	578	1990-93
3	Harrison Frost	6,730	548	2021-22
4	Jeremy Clements	6,084	501	1998-00
5	Dallas Dickey	5,911	440	2012-15
6	Cater Peirce	5,763	463	1984-86
7	Toby Strange	5,045	375	1994-97
8	Mark Eldred	3,539	216	1994-95

PASSING TOUCHDOWNS

No.	Name	TDs	Years
1	Willie Candler	70	2016-19
2	Jeremy Clements	64	1998-00
3	Chris Teal	59	1990-93
4	Cater Pierce	53	1984-86
5	Dallas Dickey	51	2012-15
6	Harrison Frost	50	2021-22
7	Toby Strange	44	1994-97
8	Mark Eldred	35	1994-95
9	David Archer	26	1981-82



WILLIE CANDLER

RECEPTIONS

No.	Name	Rec.	Years
1	Roscoe Pounds	154	1997-99
2	Chad Walker	141	1992-95
3	Hal Lamb	129	1983-86
4	Shaq Hall	117	2014-15
5	Leo Mendenhall	107	1988-91
6	Stevie Young	104	1984-87
7	Terrill Cole	100	2021-Pres.
8	Detronn Harris	95	2001-02
	Mark Evans	95	1989-92
10	Jesse Marinko	81	2003-05

RECEIVING YARDS

No.	Name	Yds.	Years
1	Chad Walker	2,456	1992-95
2	Roscoe Pounds	2,339	1997-99
3	Hal Lamb	1,843	1983-86
4	Nick Neal	1,652	1985-88
5	Leo Mendenhall	1,570	1988-91
6	Shaq Hall	1,505	2014-15
7	Andre Heard	1,478	1999-00
8	Detronn Harris	1,471	2001-02
9	Terrill Cole	1,465	2021-Pres.
10	Qa Walker	1,372	2015-16

RECEIVING TOUCHDOWNS

No.	Name	TDs	Years
1	Chad Walker	25	1992-95
2	Roscoe Pounds	24	1997-99
3	Qa Walker	14	2015-16
4	John Hurst	13	2016-19
5	Shaq Hall	12	2014-15
	Nick Neal	12	1985-88
	Al Sheppard	12	1982-84
8	DeNiko Carter	11	2016-17
	Ron Dixon	11	1996
	John Strickland	11	1984-87

TOTAL TACKLES

No.	Name	Tackles	Years
1	Nate Coggins	416	1998-01
2	Neal Gooch	398	1985-88
3	Russell Gray	362	1989-92
4	Tim McClain	358	1992-95
5	Trent Hattaway	351	1985-88

INTERCEPTIONS

No.	Name	INTs	Years
1	Marquis Floyd	19	1999-02
2	Marcus Sayles	12	2013-16
3	Bernard Willis	11	1985-87
4	Bubba O'Brien	10	1981-83
	Rico Stevenson	10	2005-06
	Kendall Simmons	10	1985-88
	Reggie Lewis	10	1994-97
8	Nate Coggins	9	1998-00
9	Chris Carter	8	1982-84
10	Dennison Robinson	7	1998
	Tyler Bonner	7	1990-92

PUNTING

No.	Name	No.	Yds.	Avg.	Years
1	Christian Ramirez	87	3,751	43.1	2017-18
2	James Dugan	156	6,629	42.5	2013-15
3	Bryan Watts	187	7,669	41.2	1983-85
4	Jeff Carpenter	256	10,405	40.6	2002-05
5	Jared Guberman	128	4,988	39.0	2007-08
6	Mike Lilly	198	7,540	38.1	1986-88
7	Benji Shelton	96	3,648	38.0	1994,96,99



DEVONTAE JACKSON

8	Davis Brackett	131	4,947	37.8	2010-12
9	Craig Davis	213	7,948	37.3	1989,91-93
10	Justin Allen	207	7,437	36.3	1996,98,00

FIELD GOALS

No.	Name	No.	Att.	Pct.	Years
1	Omar Cervantes	40	53	75.5	2017-21
2	Jeremy Coates	36	50	72.0	1995-98
3	Hunter Heck	34	50	68.0	2014-16
4	Rob Rice	33	54	61.1	1981-84
5	Wes Wilson	29	39	74.4	2000-01
6	Jared Guberman	24	31	77.4	2007-08
7	Davis Brackett	24	36	66.7	2010-12
8	Adi Brkic	20	34	58.8	2005-09
9	Trevor Ramos	17	31	54.8	2002-04
10	Benji Shelton	14	19	73.7	1994,1999

PUNT RETURN YARDS

No.	Name	No.	Yds.	Avg.	Years
1	Denarius Appling	70	1,256	17.9	2010-14
2	Marquis Floyd	125	972	7.8	1999-02
3	Corey Jarrells	66	664	10.1	1995-97
4	KJ Parmer	41	498	12.1	2015-18
5	Antjuane Sims	60	390	6.5	1991-94
6	JJ Jones	28	293	10.5	2015-17
7	Telvin Brown	20	257	12.9	2015
8	Malik Henry	14	253	18.1	2018
9	Channing Price	28	218	7.8	2005
10	Darrin Habersham	33	202	6.1	1985-88

PUNT RETURN TOUCHDOWNS

No.	Name	TD	Years
1	Denarius Appling	6	2010-14
2	KJ Parmer	2	2015-18
	Telvin Brown	2	2015
	Ken Revels	2	1982-83
5	18 players tied with	1	

KICKOFF RETURN YARDS

No.	Name	No.	Yds.	Avg.	Years
1	John Strickland	80	1,727	21.6	1984-87
2	LaPerion Perry	69	1,695	23.5	2018-Pres.
3	Denarius Appling	67	1,594	23.8	2010-14
4	Devontae Jackson	57	1,412	24.8	2015-18
5	Mark Evans	72	1,392	19.3	1989-92

6	Tony Wilson	44	1,229	23.4	1996-99
7	Detronn Harris	49	1,089	22.2	2001-02
8	Corey Jarrells	34	810	23.8	1994-97
9	James Bull	39	806	20.7	2008
10	George Summerset	43	796	18.5	2008-10

KICKOFF RETURN TOUCHDOWNS

No.	Name	TD	Years
1	LaPerion Perry	2	2018-Pres.
	Devontae Jackson	2	2015-18
	Denarius Appling	2	2010-14
	Detronn Harris	2	2001-02
	Tony Wilson	2	1996-99
	Nick Neal	2	1985-88
	Lamar West	2	1982-83
8	7 players tied with	1	

ALL-PURPOSE YARDS

No.	Name	Rush	Rec.	KR	PR	Total
1	Devontae Jackson	4,039	612	1,412	0	6,063
2	Mark Evans	2,680	1,001	1,392	19	5,091
3	Nick Price	3,406	839	86	5	4,336
4	Denarius Appling	432	830	1,594	1,256	4,112
5	Stevie Young	2,826	852	56	7	3,741
6	Felix Addo	2,715	553	0	0	3,274
7	Seth Hinsley	2,839	263	0	0	3,002
8	LaPerion Perry	2	960	1,695	243	2,900
	Chad Walker	133	2,456	0	0	2,589
10	John Strickland	114	747	1,727	0	2,588



2023-24 West Ga. Football
Overall Team Statistics
All games

Page 1/2
as of Oct 03, 2023

Team Statistics

	UWG	OPP
Scoring	97	123
Points per game	24.3	30.8
Points Off Turnovers	14	41
First Downs	73	86
Rushing	34	42
Passing	35	34
Penalty	4	10
Rushing Yardage	714	714
Yards gained rushing	775	807
Yards lost rushing	61	93
Rushing attempts	109	171
Average per rush	6.6	4.2
Average per game	178.5	178.5
TDs Rushing	7	8
Passing Yardage	761	787
Comp-Att-Int	60-125-8	67-102-2
Average per pass	6.1	7.7
Average per catch	12.7	11.7
Average per game	190.3	196.8
TDs Passing	5	7
Total offense	1475	1501
Total plays	234	273
Average per play	6.3	5.5
Average per game	368.8	375.3
Kick returns: #-Yards	19-398	12-193
Punt returns: #-Yards	3-23	8-24
Int returns: #-Yards	2-0	8-158
Kick return average	20.9	16.1
Punt return average	7.7	3.0
Int return average	0.0	19.8
Fumbles-Lost	5-4	7-4
Penalties-Yards	35-300	26-216
Average per game	75.0	54.0
Punts-Yards	15-592	15-613
Average per punt	39.5	40.9
Net punt average	37.0	32.7
Kickoffs-Yards	17-839	23-1381
Average per kick	49.4	60.0
Net kick average	37.1	38.2
Time of possession / game	27:08	32:44
3rd-down conversion	16/41	22/49
3rd-down pct	39%	45%
4rd-down conversion	2/5	5/7
4rd-down pct	40%	71%
Sacks by-Yards	3-19	6-30
Misc Yards	0	0
Touchdowns scored	13	17
Field goals - attempts	2-3	2-6
On-Side kicks	0-1	0-0
Red-zone scores	(8-11) 73%	(15-20) 75%
Red-zone touchdowns	(7-11) 64%	(13-20) 65%
PAT-attempts	(13-13) 100%	(15-16) 94%
2-point conversion-attempts	(0-0) 0%	(0-1) 0%
Attendance	1832	19280



2023-24 West Ga. Football
Individual Statistics
All games

Rushing

Player	gp	att	gain	loss	net	avg	td	lg	avg/g
Rajaez Mosley	4	46	320	4	316	6.9	2	27	79.0
Cameran Brown	4	29	214	21	193	6.7	3	38	48.3
Wesley Kennedy	2	14	180	4	176	12.6	1	82	88.0
Ashaud Roberson	3	3	22	0	22	7.3	0	10	7.3
T.J. Lockley	3	2	18	5	13	6.5	0	18	4.3
JB Carlisle	2	2	8	0	8	4.0	1	5	4.0
Christian Royalston	2	6	8	9	-1	-0.2	0	4	-0.5
Eli Gainey	1	1	0	4	-4	-4.0	0	0	-4.0
Ben Whitlock	4	3	5	12	-7	-2.3	0	5	-1.8
Team	4	2	0	2	-2	-1.0	0	0	-0.5
Total	4	109	775	61	714	6.6	7	82	178.5
Opponents	4	171	807	93	714	4.2	8	32	178.5

Passing

Player	gp	effic	comp-att-int	pct	yds	td	lg	avg/g
Ben Whitlock	4	114.3	34-68-4	50.0	498	3	57	124.5
Cameran Brown	4	93.0	21-43-3	48.8	219	2	41	54.8
Eli Gainey	1	47.8	5-14-1	35.7	44	0	15	44.0
Total	4	99.5	60-125-8	48.0	761	5	57	190.3
Opponents	4	149.2	67-102-2	65.7	787	7	64	196.8

Receiving

Player	gp	no.	yds	avg	td	lg	avg/g
LaPerion Perry	4	13	156	12.0	0	23	39.0
Terrill Cole	4	13	253	19.5	2	57	63.3
Zay Britt	4	11	122	11.1	1	33	30.5
Tre Williams	3	5	26	5.2	0	11	8.7
T.J. Lockley	3	4	68	17.0	1	33	22.7
Kenyon*TA Skinner	4	3	-1	-0.3	0	5	-0.3
Wesley Kennedy	2	3	26	8.7	0	15	13.0
Steven Peterson	4	2	36	18.0	1	18	9.0
Christian Royalston	2	1	20	20.0	0	20	10.0
Jaeven West	4	1	24	24.0	0	24	6.0
Rajaez Mosley	4	1	5	5.0	0	5	1.3
Marquise Bridges	4	1	3	3.0	0	3	0.8
Zach Obi	2	1	20	20.0	0	20	10.0
Cameron Saunders	1	1	3	3.0	0	3	3.0
Total	4	60	761	12.7	5	57	190.3
Opponents	4	67	787	11.7	7	64	196.8

Punt Returns

Player	no.	yds	avg	td	lg
Zay Britt	3	23	7.7	0	9
Total	3	23	7.7	0	9
Opponents	8	24	3.0	0	10

Interceptions

Player	no.	yds	avg	td	lg
Jelen Lee	1	0	0.0	0	0
Michael Merriweather	1	0	0.0	0	0
Total	2	0	0.0	0	0
Opponents	8	158	19.8	2	41

Kick Returns

Player	no.	yds	avg	td	lg
LaPerion Perry	7	125	17.9	0	26
Zay Britt	6	136	22.7	0	35
Wesley Kennedy	4	86	21.5	0	40
Kenyon*TA Skinner	2	51	25.5	0	29
Total	19	398	20.9	0	40
Opponents	12	193	16.1	0	39

Fumble Returns

Player	no.	yds	avg	td	lg
Festus Davies	1	75	75.0	0	75
Jeremy Smith	1	28	28.0	1	28
Michael Merriweather	1	3	3.0	0	3
Abu Bangura	1	0	0.0	0	0
Total	4	106	26.5	1	75
Opponents	4	16	4.0	0	16



2023-24 West Ga. Football
Overall Defense Statistics
All games

Team Defense

##	Player	gp	Tackles				Sacks	Pass defense			Fumbles		blkd	
			ua	a	tot	tfl/yds		no-yds	int-yds	brup	qbh	fr-yds	ff	kick
45	Keondre Williams	4	22	5	27	3-15	2-13	.	.	1
3	Xavier Robinson	4	11	14	25	3.5-10	1-6
0	Deontae Overstreet	4	9	9	18	.	.	.	1
16	Jeremy Smith	4	11	2	13	1-2	1-28	1	.	.
37	Micah Thurman	4	10	3	13	0.5-0
42	Jalynn Tarver	4	6	6	12	2-5
56	Malcolm Mercer	3	10	1	11	2-3
21	Michael Merriweather	4	7	4	11	.	.	1-0	1	.	1-3	.	.	.
6	Amos Dahn	3	8	2	10	2.5-4
8	Mason Huntley	4	6	4	10	2-5	.	.	.	1
9	Camryn Feagins	3	8	2	10
4	Cael Bright	4	9	1	10	2-2	.	.	1
18	Jordan Clark	3	9	.	9	1-2	.	.	1
15	Ben Fortson	4	7	1	8	1.5-2
97	Eric Williams	4	4	4	8	2-5
90	Demetrice Lofton	4	6	1	7	1.5-5	.	.	.	2	.	1	.	.
55	Abu Bangura	4	4	3	7	2-9	1-0	1	.	.
46	Jay Carter	3	2	4	6	1-3
25	Bryan Rice	4	4	1	5	1.5-2
35	Trey Lovelace	3	2	2	4
39	Brandon Booker	2	4	.	4
5	Jibrahn Claude	3	3	1	4	1-2
11	Steven Peterson	4	3	.	3
1	Jaeven West	4	2	1	3
99	Jalon Miller	2	1	1	2
7	Jelen Lee	3	1	1	2	.	.	1-0	1
47	Marcus Gary	3	2	.	2
86	Jerry Mays	4	1	1	2
2	Festus Davies	2	2	.	2	1-75	.	.	.
1	Carson Yancy	2	2	.	2
5	LaPerion Perry	4	1	.	1
24	Eli Barrow	1	1	.	1
20	Ashaud Roberson	3	.	1	1
43	Anthony Rochester	1	1	.	1
29	Tre' Douglas	1	.	1	1
64	David Bodden	1	1	.	1
8	Cameran Brown	4	1	.	1
	Totals	4	182	76	258	30-76	3-19	2-0	5	4	4-106	3	0	0
	Opponents	4	136	70	206	18-65	6-30	8-158	14	11	4-16	5	2	0