

GREEN BAY

2019-20 GREEN BAY MEN'S BASKETBALL



#0 JOSH JEFFERSON
RS / G / 6-2 / NEW ALBANY, IND.
CAREER HIGHS
PTS:
REBS:
ASTS:



#1 AMARI DAVIS
FR / G / 6-3 / TROTWOOD, OHIO
CAREER HIGHS
PTS: 28 vs Milwaukee (1.11.20)
REBS: 9 at Northern Illinois (12.21.19)
ASTS: 3 at Montana State (11.30.19)




#2 PJ PIPES
JR / G / 6-2 / WOODRIDGE, ILL.
CAREER HIGHS
PTS: 20 at Northern Kentucky (12.30.19)
REBS: 8 vs IUPUI (1.5.20)
ASTS: 8 vs Rockford (12.18.17)



#3 JAPANNAH KELLOGG III
FR / F / 6-8 / AMES, IOWA
CAREER HIGHS
PTS:
REBS:
ASTS:



#4 GIOVANNI MILES
FR / G / 6-2 / NOVI, MICH.
CAREER HIGHS
PTS: 11 vs Concordia Chi. (12.18.19)
REBS: 2 vs Concordia Chi. (12.18.19)
ASTS: 3 vs Concordia Chi. (12.18.19)



#5 LUCAS STIEBER
FR / G / 6-3 / GREEN BAY, WIS.
CAREER HIGHS
PTS:
REBS:
ASTS:




#10 TANK HEMPHILL hem-fill
SR / F / 6-6 / GARY, IND.
CAREER HIGHS
PTS: 25 vs N. Illinois (11.28.18)
REBS: 13 at Marshall (4.4.19)
ASTS: 5 vs Texas Southern (4.2.19)



#11 JAYQUAN MCCLOUD
rSR / G / 6-2 / NORTH CHICAGO, ILL.
CAREER HIGHS
PTS: 32 at N. Illinois (12.21.19)
REBS: 11 at Xavier (12.4.19)
ASTS: 8 at Northern Kentucky (12.30.19)



#12 JOSH MCNAIR
SR / F / 6-6 / THORNTON, COLO.
CAREER HIGHS
PTS: 16 at ETSU (3.20.19)
REBS: 11 vs UW-Stout (12.11.18)
ASTS: 6 at Detroit Mercy (1.11.19)




#13 TREVIAN BELL
JR / F / 6-7 / JOLIET, ILL.
CAREER HIGHS
PTS: 21 vs Texas Southern (4.2.19)
REBS: 8 vs Lakeland (11.17.17)
ASTS: 3 at New Mexico (12.13.19)



#15 MANNY PATTERSON
JR / F / 6-8 / CHICAGO, ILL.
CAREER HIGHS
PTS: 20 vs Concordia Chi. (12.18.19)
REBS: 16 vs Concordia Chi. (12.18.19)
ASTS: 3 vs Belmont (12.1.18)



#21 KAM HANKERSON
SR / G / 6-5 / NOVI, MICH.
CAREER HIGHS
PTS: 36 vs Detroit Mercy (3.2.18)
REBS: 7 vs UIC (1.19.19)
ASTS: 9 at UIC (1.10.18)



#30 HUNTER CRIST krist
JR / G / 6-3 / CICERO, IND.
CAREER HIGHS
PTS: 16 vs Parkside (12.16.17)
REBS: 7 vs Parkside (12.16.17)
ASTS: 9 vs Concordia Chi. (12.18.19)



#33 CODY SCHWARTZ
rSR. / F / 6-9 / DE PERE, WIS.
CAREER HIGHS (at GB)
PTS: 18 vs Milwaukee (2.1.19)
REBS: 10 vs UW-Stout (11.10.19)
ASTS: 4 vs Concordia Chi. (12.18.19)



#34 WILL CHEVALIER sha-val-yure
rSO / F / 6-9 / KIMBERLY, WIS.
CAREER HIGHS
PTS: 11 at Missouri (12.9.17)
REBS: 7 at New Mexico (11.13.19)
ASTS: 3 vs Concordia Chi. (12.18.19)

COACHING STAFF

HEAD COACH:

LINC DARNER, 5th season
OVR: 374-192 atGB: 82-75

ASSOCIATE HEAD COACH:

RANDALL HERBST

ASSISTANT COACHES:

RICHARD DAVIS
BEN SWANK
DIR. OF PLAYER DEVELOPMENT:
BUBBY JOHNSON

2019-20 GREEN BAY TEAM NOTES

WIN-LOSS SPLITS

Green Bay will look to get back into the winning column this weekend, having dropped its last two at home to IUPUI and Milwaukee. In games GB has won this season, they are averaging 95.3 PPG and shooting just over 53 percent from the field. In the 11 games GB has come up short, they are only averaging 73.4 PPG and are shooting just 41.5 percent. Rebounding has also been a key, with GB owning a +7.7 rebounding margin for wins and a -10.0 margin for games they've lost. Five players are averaging in double-figures in the seven victories as well, with only three with 10 or more per game averages in games lost.

ABSOLUTE AMARI

Freshman standout Amari Davis tied his career-high with 28 points against Milwaukee last Saturday, matching his previous high mark back on Nov. 30 against Montana State. Davis is averaging 19.7 PPG over his last three, which includes two games with 21 points or more. He ranks third in the Horizon League and leads the Phoenix with 16.2 PPG, also leading the HL in field goal percentage at 53.3 percent. Davis was hunting his shot against the Panthers, attempting a career-high 21 shots on 11-for-21 from the field, playing a career-high 37 minutes in the game. Davis also grabbed a career-high three steals and went 6-for-6 at the free throw line.

METRO DETROIT DOMINANCE

Green Bay and head coach Linc Darner have had much success against the Metro Detroit schools, having won 8 of the last 10 games

combined against Detroit Mercy and Oakland. The Phoenix lost both games on the road in Detroit last year, but came home and won both at the Resch Center, a season after sweeping all four games. Oakland and Detroit Mercy are a combined 2-16 on the road this season, with the Phoenix looking to go above its 4-4 mark in home games.

CONFIDENT CHEVALIER

In the four Horizon League games redshirt-sophomore Will Chevalier has played in thus far, the big man is averaging 5.5 points in just 12 minutes of action. The sharp shooter is 6 for 11 from three point land for an impressive 54.5 percentage and is 8 for 14 overall from the field for a shooting percentage of 57.1. Chevalier averaged 3.8 PPG in the 12 non-conference games he played in, and has now made at least one 3-pointer in six-straight games. The Phoenix will be looking forward to his return this weekend after missing the matchup with in-state rival Milwaukee due to injury.

LEAGUE LEADERS

Where Green Bay stacks up among the 10 Horizon League teams:
 1st in scoring offense (81.9 PPG)
 **Ranks 12th in the NCAA
 1st in fg percentage (46.3%)
 1st in 3-point fg pct (37.4%)
 **Ranks 27th in the NCAA
 1st in assist-to-turn. ratio (1.41-1)
 1st in assists per game (17.1 APG)
 **Ranks 21st in the NCAA
 1st in turnover margin (3.11-1)
 2nd in FT percentage (74.1%)
 3rd in steals (7.5 SPG)

2019-20 QUICK FACTS

Location..... Green Bay, Wis.
 Founded 1965
 Enrollment 6,800
 Nickname Phoenix
 Colors Green and White
 Conference..... Horizon League
 Interim Chancellor..... Sheryl Van Gruensven
 Director of Athletics Charles Guthrie

COACHING STAFF

Head Coach Linc Darner
 Record at Green Bay/Years.....75-64/5th Season
 Alma MaterPurdue University '95
 Associate Head CoachRandall Herbst
 Alma MaterWinona State University '93
 Assistant CoachRichard Davis
 Alma MaterAshland University '01
 Assistant CoachBen Swank
 Alma MaterEdinboro University '11
 Director of Player Development.....Bobby Johnson
 Alma MaterFlorida Southern College '15
 Basketball Office Phone 920.465.5046

TEAM INFORMATION

2018-19 Record..... 21-17
 Horizon League Record 10-8
 Horizon League Finish 4th (Semifinals)
 Home Record..... 15-3
 Home Horizon League Record..... 7-2
 Road Record 5-13
 Road Horizon League Record 3-6
 Postseason CIT Runner-Up
 Letterwinners Returning/Lost9/3
 Starters Returning/Lost.....4/1
 Newcomers 5

BASKETBALL HISTORY

First Year of Basketball 1969-70
 First Year at Division I Level..... 1981-82
 First Year in Horizon League 1995-96
 All-Time Record..... 896-609
 NCAA Tournament Appearances (Div. I) 5
 Last Appearance/Result2016/First Round

RESCH CENTER

Capacity (Year Opened).....9,906 (2002)

KRESS CENTER

Capacity (Year Opened).....4,008 (2007)

SID: *Joey Daniels; danielsj@uwgb.edu*

2019-20 GREEN BAY TEAM NOTES

NOTABLE NO. 900

Green Bay set a pair of school records in the 126-64 win over Concordia Univ. Chicago on December 18 at the Kress Center, scoring the most points ever in a game and making the most field goals as well (51). All eight players had at least 10 points in the game, a product of the season-high 28 assists. GB shot a season-high 65.4 percent from the field, pouring in a program-record 72 points in the first half alone. GB also registered 19 steals, tied for fourth all time in a single game. The win marked the 900th win in program history, which started back in 1969, an average of around 18 wins a season.

FEARSOME FOURSOME

Green Bay has four players averaging in double-figures this season, with all four playing the guard position. Amari Davis (16.2 PPG), JayQuan McCloud (15.1 PPG), PJ Pipes (11.4 PPG) and Kameron Hankerson (10.1 PPG) are all averaging over 10 points per game to lead the way offensively. Davis and McCloud rank in the Top 10 of the Horizon League, and Cody Schwartz is the leading scoring forward at 7.9 PPG.

DAPPER DAVIS

Green Bay and head coach Linc Darner boast what appears to be the best freshman in the Horizon League in Amari Davis. Davis leads the team in scoring with 15.5 PPG and ranks 5th in the HL, and

in the top 10 of all freshmen in the NCAA. The Ohio native has scored in double-figures in 13 out of 16 games this season and was recently named Horizon League Freshman of the Week for a fifth time. He is second in the HL in field goal percentage, shooting 53.4 percent on the season, and scored double-figures in both games last weekend against UIC and IUPUI. Davis has gotten off to the best start, statistically speaking, by any freshman in program history save for all-time great Tony Bennett. Bennett averaged 19.1 PPG as a freshman and scored 516 points in 27 games. Davis is currently on pace to score 524 points, if the team plays its scheduled minimum 32 (31 regular season, 1 tournament). Long way to go, but through 17 games this season, Davis has been the story of the league.

McCLOUD MAKER

Senior JayQuan McCloud has been the lead distributor for the Phoenix, ranking second in the Horizon League with 4.5 APG to go along with 15.1 PPG. McCloud leads the HL in assist-to-turnover ratio at 2.1-1, the only player above the 2-to-1 mark in Horizon League. McCloud had 23 points against Milwaukee on Saturday and the Preseason All-Horizon League selection is on pace to score 1,000 career points in only two seasons on the team, sitting on 764 for his career.

PATTERSON POWERBALL

Junior Manny Patterson continues to be presence inside, having scored in double-figures five of his last seven games with three double-doubles in that stretch. He had 12 points and grabbed six rebounds in his last game against IUPUI. The power forward dumped 15 points and grabbed 10 rebounds in his team's win at NKU, two games after pouring in 15 at Northern Illinois. Patterson's impressive play started at the Resch Center against Evansville, when he scored 10 points and had 10 rebounds. He came back the next game with the best game of his career, scoring a career-high 20 points and grabbing a career-high 16 rebounds as well. Starting in the last three games, the Chicago-native played a career 30 minutes at NKU.

CONNECTING KENPOM

After three games in the books, Green Bay has played at the 16th-fastest pace among all NCAA Division I teams, averaging 75.2 possessions per 40 minutes. In the four seasons under Linc Darner, here is where Green Bay has ranked in adjusted tempo:

2018-19: 13th

2017-18: 23rd

2016-17: 7th

2015-16: 6th

TEAM GAME RECORDS

POINTS

1.	vs. Concordia Univ. Chicago, 12-18-19.....	126
2.	vs. Northland, 2-3-71.....	122
3.	vs. Purdue-Calumet, 2-25-74.....	121
4.	at Northwestern (Wis.), 2-23-70.....	120
5.	vs. Milton, 1-30-71.....	119
6.	vs. UW-Stout, 11-9-19.....	115
	vs. Detroit, 1-25-16.....	115
8.	vs. Michigan-Dearborn, 2-21-76.....	114
9.	vs. UW-Stout, 12-11-18.....	112
10.	vs. Silver Lake, 1-19-76.....	111
	vs. UW-Parkside, 2-9-71.....	111

FIELD GOALS MADE

1.	vs. Concordia Univ. Chicago, 12-18-19.....	51
2.	vs. Michigan-Dearborn, 2-21-76.....	49
3.	vs. Milton, 1-30-71.....	48
4.	vs. Northland, 2-3-71.....	47
5.	vs. Silver Lake, 1-19-76.....	46
	vs. Purdue-Calumet, 2-25-74.....	46
7.	vs. Purdue-Calumet, 2-28-73.....	46
	at North Park, 12-30-70.....	44
9.	vs. UW-Stout, 11-9-19.....	43
	vs. Youngstown State, 2-20-16.....	43
	at UIC, 1-23-71.....	43
	at Northwestern (Wis.), 2-23-70.....	43
	at Milton, 12-3-70.....	43

FIELD GOALS ATTEMPTED

1.	at Winona State, 1-12-72.....	92
2.	vs. Mount St. Paul, 2-25-70.....	88
3.	vs. Bowling Green, 12-21-17.....	87
4.	vs. Silver Lake, 1-19-76.....	86
5.	vs. UIC, 2-12-72.....	85
	at Milton, 12-3-70.....	85
7.	vs. UIC, 3-5-17.....	84
8.	at Cleveland State, 2-26-83.....	82
	vs. Michigan-Dearborn, 2-21-76.....	82
10.	at UIC, 2-21-17.....	81
	vs. Youngstown State, 2-20-16.....	81
	at Youngstown State, 1-9-16.....	81
	vs. Milton, 1-30-71.....	81

FIELD GOAL PERCENTAGE (Min. 30 Att.)

1.	vs. Wayne State, 1-2-74.....	738 (31-42)
2.	vs. Miami (Ohio), 12-5-98.....	732 (30-41)
3.	at Eastern Illinois, 2-10-90.....	711 (27-38)
4.	vs. Nebraska-Omaha, 3-3-77.....	704 (38-54)
5.	vs. North Dakota, 12-20-08.....	700 (35-50)
6.	vs. Slippery Rock, 1-3-74.....	688 (33-48)
7.	vs. Carleton, 12-21-71.....	684 (39-57)
8.	at Northern Illinois, 1-10-77.....	682 (30-44)
9.	at UW-Oshkosh, 1-30-72.....	678 (40-59)
10.	at Mankato State, 2-8-78.....	676 (23-34)
	at Loras, 1-13-78.....	676 (25-37)

3-POINT FIELD GOALS MADE

1.	14.....	vs. Wright State, 1-12-17
	14.....	at Valparaiso, 1-24-09
	14.....	vs. UIC, 2-28-08
	14.....	at Wright State, 2-27-05
	14.....	vs. Chicago State, 12-12-06
6.	13.....	vs. CSUN, 11-25-19
	13.....	at Morehead State, 11-17-18
	13.....	at Long Beach State, 2-21-09
	13.....	vs. UIC, 1-28-09
	13.....	vs. North Dakota, 12-20-08

13.....	vs. Youngstown State, 2-11-06
13.....	vs. Cleveland State, 1-11-05
13.....	vs. Troy State, 12-30-03
13.....	at UMKC, 12-15-01

3-POINT FIELD GOALS ATTEMPTED

1.	34.....	vs. Murray State, 11-19-16
2.	33.....	at New Mexico, 11-13-19
	33.....	vs. Bowling Green, 12-21-17
4.	32.....	vs. Wright State, 1-18-18
5.	31.....	vs. Indiana State, 11-9-18
	31.....	vs. Youngstown State, 2-20-16
	31.....	at Detroit Mercy, 2-24-18
	31.....	vs. Detroit Mercy, 12-28-17
	31.....	at Wright State, 2-8-18
10.	30.....	vs. Butler, 2-28-99

3-POINT FIELD GOAL PCT. (Min. 10 Att.)

1.	.833 (10-12).....	vs. Miami (Ohio), 12-5-98
2.	.786 (11-14).....	at Eastern Illinois, 2-10-90
	.786 (11-14).....	vs. Eastern Illinois, 2-6-89
4.	.714 (10-14).....	at Cleveland State, 1-31-90
5.	.692 (9-13).....	vs. Detroit, 1-3-08
6.	.667 (12-18).....	vs. UNC Greensboro, 11-13-05
	.667 (12-18).....	at Manhattan, 3-19-92
8.	.647 (11-17).....	vs. Illinois Tech, 1-12-88
9.	.625 (10-16).....	vs. Wright State, 2-20-97
	.625 (10-16).....	vs. San Francisco State, 11-27-90

FREE THROWS MADE

1.	41.....	vs. Chicago State, 11-10-12
2.	37.....	vs. Northland, 2-23-80
3.	36.....	vs. Central Michigan, 12-9-06
	36.....	vs. North Dakota State, 3-6-81
5.	34.....	vs. Delaware, 12-28-02
	34.....	vs. Northern Michigan, 2-20-85
	34.....	vs. Loyola-Marymount, 12-28-83
8.	33.....	on seven occasions

FREE THROWS ATTEMPTED

1.	52.....	vs. Valparaiso, 3-7-16
2.	50.....	vs. North Dakota State, 3-6-81
3.	49.....	vs. Detroit, 1-25-16
4.	48.....	vs. Chicago State, 11-10-12
	48.....	vs. Delaware, 12-28-02
	48.....	vs. Loyola-Marymount, 12-28-83
	48.....	vs. Northland, 2-23-80
8.	47.....	vs. Youngstown State, 2-19-03
	47.....	vs. UIC, 11-25-78
	47.....	vs. St. Norbert, 12-30-71

FREE THROW PERCENTAGE (Min. 10 Att.)

1.	1.000 (11-11).....	at Wright State, 2-13-10
	1.000 (16-16).....	vs. Butler, 2-24-96
	1.000 (16-16).....	vs. South Dakota State, 3-2-78
	1.000 (15-15).....	at Utah, 11-18-08
	1.000 (15-15).....	vs. Northern Iowa, 2-17-90
	1.000 (11-11).....	at Long Beach State, 2-21-09
	1.000 (10-10).....	at Northern Iowa, 2-27-89
8.	.958 (23-24).....	at UW-Parkside, 12-12-70
9.	.947 (18-19).....	vs. Milwaukee, 2-2-98
10.	.944 (17-18).....	vs. Wright State, 1-29-07

REBOUNDS

1.	71.....	vs. Lakeland 11-17-17
2.	65.....	vs. Lakeland, 1-14-81
3.	63.....	vs. Cheyney State, 12-28-80
4.	62.....	vs. Silver Lake, 1-19-76
5.	61.....	vs. Marycrest, 12-1-80
6.	58.....	vs. Savannah State, 12-29-03
	58.....	vs. Northland, 2-23-80
	58.....	vs. Lakeland, 11-30-77
	58.....	vs. Northeastern Illinois, 12-17-75
	58.....	vs. St. Norbert, 2-11-71

ASSISTS

1.	36.....	vs. Purdue-Calumet, 2-25-74
2.	34.....	vs. Milton, 12-11-72
3.	33.....	vs. Northeastern Illinois, 2-12-77
4.	30.....	at UIC, 2-22-96
5.	29.....	vs. Silver Lake, 1-19-76
	29.....	vs. Purdue-Calumet, 2-28-73
7.	28.....	vs. Bethune-Cookman, 12-10-92
	28.....	vs. Michigan-Dearborn, 2-21-76
	28.....	vs. Concordia Univ. Chicago, 12-18-19

STEALS

1.	26.....	vs. Wisconsin Lutheran, 11-6-18
2.	22.....	vs. Saint Mary's, 12-22-16
	22.....	vs. UW-Superior, 12-20-15
4.	19.....	vs. Rockford, 12-18-17
5.	18.....	at Wisconsin, 12-23-15
6.	16.....	vs. Chicago State, 1-19-16
	16.....	vs. Minnesota-Duluth, 11-22-15
	16.....	vs. Detroit, 12-23-88
	16.....	vs. Ferris State, 12-3-88
10.	15.....	vs. UW-Stout, 11-9-19
	15.....	vs. Michigan Tech, 12-13-89
	15.....	vs. Tennessee Tech, 12-17-13

BLOCKED SHOTS

1.	14.....	vs. Wright State, 1-14-12
2.	13.....	vs. Minnesota Duluth, 11-23-13
3.	12.....	vs. Illinois-Springfield, 11-15-14
	12.....	vs. Valparaiso, 2-20-14
5.	11.....	at Valparaiso, 2-13-15
	11.....	vs. Wright State, 1-5-15
	11.....	vs. UIC, 2-5-14
	11.....	vs. Pepperdine, 11-28-13
9.	10.....	vs. Northern Kentucky, 1-10-17
	10.....	vs. Milwaukee, 1-6-17
	10.....	at Cleveland State, 12-29-16
	10.....	at Cleveland State, 2-15-14
	10.....	vs. St. Francis, 12-28-13
	10.....	vs. Wright State, 2-7-13
	10.....	vs. Cleveland State, 1-19-13
	10.....	vs. North Dakota, 12-20-11

INDIVIDUAL GAME RECORDS

POINTS

1. Ray Willis vs. UW-Parkside, 2-9-71	45
2. Tony Bennett at Cleveland State, 2-11-89	44
3. Tony Bennett at Loyola-Marymount, 1-2-89	41
Ray Willis vs. Milton, 1-30-71	41
5. Alec Brown vs. Fairfield, 12-21-13	40
6. Carrington Love vs. Youngstown St, 2-20-16 ...	39
7. Jeff Nordgaard vs. Detroit, 1-15-96	38
8. Jeff Nordgaard at UIC, 2-22-96	37
Tony Bennett at Eastern Illinois, 1-25-92	37
10. Keifer Sykes at UIC, 2-26-15	36
Troy Cotton at Akron, 3-17-10	36
Ryan Tillema at Valparaiso, 1-24-09	36
Mike Schachtner vs. Chicago State, 12-12-06 ..	36
Tony Bennett at Manhattan, 3-19-92	36
Tony Bennett at Western Illinois, 1-5-91	36
Ray Willis at Winona State, 1-12-71	36
Ray Willis at Milton, 12-3-70	36
Ray Willis vs. Michigan Tech, 1-27-70	36
Kameron Hankerson vs. Detroit Mercy, 3-2-18..	36
Sandy Cohen III vs. Oakland, 2-22-18	36

FIELD GOALS MADE

1. Ray Willis vs. UW-Parkside, 2-9-71	21
2. Ray Willis vs. Milton, 1-30-71	20
3. Ray Willis at Milton, 12-3-70	17
4. Tony Bennett at Cleveland State, 2-11-89	16
Tony Bennett at Loyola-Marymount, 1-2-89	16
Ray Willis vs. Northland, 2-3-71	16
7. Jeff Nordgaard at UIC, 2-22-96	15
Ray Willis vs. Northern Michigan, 2-16-71	15
Ray Willis at Winona State, 1-12-71	15
Ray Willis at Northwestern (Wis.), 2-23-70	15
Ray Willis vs. Concordia, 1-30-70	15
Ray Willis vs. Michigan Tech, 1-27-70	15

FIELD GOALS ATTEMPTED

1. Ray Willis vs. Eastern Michigan, 1-26-71	31
Ray Willis vs. Mount St. Paul, 2-25-70	31
Ray Willis vs. UW-Parkside, 2-9-71	28
4. Carrington Love vs. Youngstown St, 2-20-16 ...	27
Keifer Sykes vs. Milwaukee, 1-12-14	27
Ray Willis vs. Northern Michigan, 2-16-71	27
Ray Willis vs. St. Norbert, 1-26-70	27
8. Keifer Sykes vs. Wisconsin, 11-16-13	26
Jeff Nordgaard vs. UIC, 2-16-95	26
Dennis Woelffer at Winona State, 1-12-72	26
Ray Willis vs. Milton, 1-30-71	26
Ray Willis at Milton, 12-3-70	26

FIELD GOAL PERCENTAGE (Min. 10 Att.)

1. Jim Bardney vs. Wayne St., 1-2-74	1.000 (11-11)
2. Richard Sims vs. Cleveland St., 2-2-87923 (12-13)
Ray Willis at Northern St., 12-29-69923 (12-13)
4. Richard Sims vs. N. Iowa, 1-25-88917 (11-12)
Richard Sims vs. Wright St., 12-7-87917 (11-12)
6. Josh Lawrence vs. Weber St., 12-4-04909 (10-11)
Tom Brown at W. Illinois, 1-28-84909 (10-11)
Tom Anderson at Mankato St., 2-8-78909 (10-11)
Ron Ripley at N. Illinois, 1-10-77909 (10-11)
Leon Mitchell vs. Illinois Tech, 2-5-72909 (10-11)

3-POINT FIELD GOALS MADE

1. Troy Cotton at Akron, 3-17-10	9
Ryan Tillema at Valparaiso, 1-24-09	9
Matt Rohde vs. Troy State, 12-30-03	9
Tony Bennett at Manhattan, 3-19-92	9
5. Carrington Love vs. Youngstown St, 2-20-16	8
Ryan Tillema vs. UIC, 2-28-08	8
7. Mike Schachtner at Valparaiso, 1-12-08	7

Mike Schachtner vs. Chicago State, 12-12-06	7
Ryan Borowicz vs. Loyola, 2-8-99	7
Chris Westlake vs. Northern Illinois, 3-5-95	7
Tony Bennett at UIC, 2-20-91	7
Tony Bennett at Loyola-Marymount, 1-2-89	7
Kameron Hankerson vs. Detroit Mercy, 3-2-18..	7

3-POINT FIELD GOALS ATTEMPTED

1. 20... Carrington Love vs. Youngstown St., 2-20-16	
2. 16..... Troy Cotton at Akron, 3-17-10	
3. 14..... Matt Rohde vs. Troy State, 12-30-03	
4. 13..... Matt Rohde vs. Wright State, 2-28-04	
13..... B.J. LaRue vs. Butler, 2-28-99	
6. 12..... seven players on 15 occasions	
Last: Carrington Love vs. UIC, 2-26-16	

3-POINT FIELD GOAL PCT (Min. 5 Att.)

1. M. Schachtner at Valparaiso, 1-12-08	1.000 (7-7)
2. Matt Rohde at Youngstown St., 2-5-05	1.000 (5-5)
B.J. LaRue vs. Miami (Ohio), 12-5-98	1.000 (5-5)
B.J. LaRue at N. Illinois, 1-16-97	1.000 (5-5)
Tony Bennett vs. W. Illinois, 2-2-91	1.000 (5-5)
6. Tony Bennett at Manhattan, 3-19-92900 (9-10)
7. Tony Bennett at Loyola-Marymt, 1-2-89875 (7-8)
M. Schachtner vs. Chicago St., 12-12-06875 (7-8)
9. Ten players on 11 occasions833 (5-6)
Last: David Jespersen vs. Mizzou, 12-9-17	

FREE THROWS MADE

1. Keifer Sykes vs. Chicago State, 11-10-12	17
2. Charles Cooper vs. Valparaiso, 3-7-16	15
Charles Cooper at Valparaiso, 1-16-16	15
Jeff Nordgaard at Milwaukee, 1-15-95	15
Dennis Woelffer vs. Dominican, 2-19-70	15
6. Greg Mays vs. Detroit, 2-18-15	14
Alec Brown vs. Fairfield, 12-21-13	14
Dean Vander Plas at Cleveland State, 1-31-90 ..	14
Rob Olson vs. UW-Parkside, 1-12-84	14
Ron Ripley vs. UW-Stevens Point, 2-24-79	14

FREE THROWS ATTEMPTED

1. Charles Cooper vs. Valparaiso, 3-7-16	24
2. Jeff Nordgaard at Milwaukee, 1-15-95	20
3. Charles Cooper at Valparaiso, 1-16-16	19
Keifer Sykes vs. Chicago State, 11-10-12	19
5. Carrington Love at Eastern Illinois, 11-28-15 ...	18
Jeff Nordgaard vs. Detroit, 1-15-96	18
7. Greg Mays vs. Detroit, 2-18-15	17
Keifer Sykes vs. UIC, 2-5-14	17
Aaron Jessup vs. Delaware, 12-28-02	17
Rob Olson vs. Loyola-Marymount, 12-28-83	17

FREE THROW PERCENTAGE (Min. 10 Att.)

1. Dennis Woelffer vs. Dominican, 2-19-70	(15-15)
2. DeVante Blanks vs. Y'town St., 12-30-00	(13-13)
3. Keifer Sykes vs. Pepperdine, 11-28-13	(12-12)
Ryan Werch vs. Central Michigan, 12-9-06	(12-12)
Ron Ripley vs. Western Illinois, 2-19-77	(12-12)
Randy Berry vs. Valparaiso, 1-31-10	(12-12)
7. Chris Sager vs. San Francisco, 1-2-01	(10-10)
Paul Kraft at Idaho, 11-17-00	(10-10)
Ben Berlowski vs. Butler, 2-24-96	(10-10)
Frank Nardi at Western Illinois, 2-22-88	(10-10)
Joe Mauel vs. Northland, 2-23-80	(10-10)
Tom Anderson vs. Mankato St., 1-9-77	(10-10)
Jerry Blackwell vs. Carroll, 12-8-76	(10-10)

REBOUNDS

1. Nate Barnes vs. Central Michigan, 11-26-82	21
2. Dennis Woelffer vs. St. Norbert, 2-11-71	20
3. Brennan Coughill vs. Idaho, 12-22-11	19

Greg Babcock at Loyola, 2-15-03	19
Greg Babcock vs. Milwaukee, 1-18-03	19
Nate Barnes vs. UW-Stevens Point, 1-28-81	19
7. Nate Barnes at Eastern Illinois, 1-19-83	18
Nate Barnes vs. Northern Iowa, 12-11-82	18
Nate Barnes vs. North Dakota, 3-7-81	18
Nate Barnes vs. Cheyney State, 12-28-80	18
Ray Willis vs. St. Norbert, 1-26-70	18
Ray Willis at Mount St. Paul, 1-24-70	18

ASSISTS

1. Frank Nardi vs. Northern Iowa, 2-24-86	19
2. Ryan Evanochko vs. Chicago State, 12-12-06	16
3. Ryan Evanochko vs. UIC, 3-3-06	14
Javier Mendiburu vs. Weber State, 12-4-04	14
Gary Grzesk at UIC, 2-22-96	14
Pat Joyce vs. Northern Illinois, 2-8-75	14
7. Javier Mendiburu at UIC, 2-14-05	13
Frank Nardi vs. Eastern Washington, 1-12-87	13
Frank Nardi vs. Cleveland State, 1-11-86	13
10. Ryan Evanochko vs. Youngstown St., 2-11-06 ...	12
Tony Bennett at Butler, 1-18-92	12
John Martinez at Western Illinois, 1-5-91	12
Frank Nardi at Colorado State, 11-25-86	12
Frank Nardi vs. Miami (Fla.) 12-9-85	12

STEALS

1. Tevin Findlay vs. St. Mary's (MN), 12-22-16	9
2. Jordan Fouse vs. Virginia, 12-7-13	8
3. Carrington Love vs. Cleveland State, 3-5-16	7
Carrington Love vs. Cleveland State, 2-22-16	7
Jordan Fouse vs. Loyola, 1-9-13	7
Benito Flores at Cleveland State, 2-3-05	7
Benito Flores vs. Weber State, 12-4-04	7
8. Jordan Fouse vs. Pepperdine, 11-28-13	6
Terry Evans vs. Bowling Green, 12-30-06	6
Kevin Olm at Miami (Ohio), 11-25-97	6
John Martinez vs. California, 3-17-94	6
Ben Johnson vs. Chicago State, 12-21-91	6
John Martinez at Colorado, 12-4-90	6
Tony Bennett vs. Michigan Tech, 12-13-89	6

BLOCKED SHOTS

1. Alec Brown vs. Wright State, 1-14-12	11
2. Alec Brown vs. Minnesota Duluth, 11-23-13	10
3. Alec Brown vs. North Dakota, 12-20-10	8
4. Nate Barnes vs. Northern Iowa, 12-11-82	7
5. Alec Brown vs. St. Francis, 12-28-13	6
Alec Brown vs. Cleveland State, 1-19-13	6
Alec Brown vs. Minnesota Duluth, 11-13-10	6
Alec Brown vs. Wright State, 1-28-10	6
Terry Evans vs. Cleveland State, 2-27-07	6
Matt Hill vs. Bowling Green, 12-19-98	6
Larry Hill at Southern Illinois, 3-15-90	6
Scott LeMoine vs. Central Michigan, 12-29-90 ...	6

TRIPLE-DOUBLES

Alec Brown vs. Minnesota Duluth, 11-23-13	15 points, 10 rebounds, 10 blocks
Javier Mendiburu at Youngstown State, 2-5-05	10 points, 10 rebounds, 10 assists
Javier Mendiburu vs. Wright State, 2-28-04	17 points, 12 rebounds, 10 assists

Bold Italics indicates current players

YEAR-BY-YEAR SUMMARY

Season	Overall			League			League Finish	Postseason	Coach
	W	L	Pct	W	L	Pct.			
1969-70	16	8	.667	-	-	-	-		Dave Buss
1970-71	23	5	.821	-	-	-	-	NAIA Second Round	Dave Buss
1971-72	21	7	.750	-	-	-	-	NAIA Second Round	Dave Buss
1972-73	28	4	.875	-	-	-	-	NAIA Quarterfinals	Dave Buss
1973-74	20	8	.714	-	-	-	-	NCAA Division II Regional	Dave Buss
1974-75	10	15	.400	-	-	-	-		Dave Buss
1975-76	21	8	.724	-	-	-	-	NCAA Division II Regional	Dave Buss
1976-77	26	3	.897	-	-	-	-	NCAA Division II Regional	Dave Buss
1977-78	30	2	.938	-	-	-	-	NCAA Division II Runner-Up	Dave Buss
1978-79	24	8	.750	-	-	-	-	NCAA Division II Runner-Up	Dave Buss
1979-80	15	12	.556	-	-	-	-		Dave Buss
1980-81	23	9	.719	-	-	-	-	NCAA Division II Final Four	Dave Buss
1981-82	14	13	.519	-	-	-	-		Dave Buss
1982-83	9	19	.321	2	11	.154	Eighth		Dick Lien
1983-84	9	19	.321	5	9	.357	Sixth		Dick Lien
1984-85	4	24	.143	1	13	.071	Eighth		Dick Lien
1985-86	5	23	.179	3	11	.214	Seventh		Dick Bennett
1986-87	15	14	.517	8	6	.571	Fourth		Dick Bennett
1987-88	18	9	.667	9	5	.643	Third		Dick Bennett
1988-89	14	14	.500	6	6	.500	Fourth		Dick Bennett
1989-90	24	8	.750	9	3	.750	Second	NIT Second Round	Dick Bennett
1990-91	24	7	.774	13	3	.813	Second	NCAA First Round	Dick Bennett
1991-92	25	5	.833	14	2	.875	First	NIT First Round	Dick Bennett
1992-93	13	14	.481	9	7	.563	Fourth		Dick Bennett
1993-94	27	7	.794	15	3	.833	First	NCAA Second Round	Dick Bennett
1994-95	22	8	.733	11	4	.733	T-Second	NCAA First Round	Dick Bennett
1995-96	25	4	.862	16	0	1.000	First	NCAA First Round	Mike Heideman
1996-97	14	14	.500	10	6	.625	Fourth		Mike Heideman
1997-98	17	12	.586	7	7	.500	Fourth		Mike Heideman
1998-99	20	11	.645	9	5	.643	Third		Mike Heideman
1999-00	14	16	.467	6	8	.429	T-Fourth		Mike Heideman
2000-01	11	17	.393	4	10	.286	Seventh		Mike Heideman
2001-02	9	21	.300	4	12	.250	Eighth		Mike Heideman
2002-03	10	20	.333	4	12	.250	T-Sixth		Tod Kowalczyk
2003-04	17	11	.607	11	5	.688	Third		Tod Kowalczyk
2004-05	17	11	.607	10	6	.625	Second		Tod Kowalczyk
2005-06	15	16	.484	8	8	.500	T-Third		Tod Kowalczyk
2006-07	18	15	.545	7	9	.438	T-Third		Tod Kowalczyk
2007-08	15	15	.500	9	9	.500	T-Fourth		Tod Kowalczyk
2008-09	22	11	.667	13	5	.722	Second	CBI First Round	Tod Kowalczyk
2009-10	22	13	.629	11	7	.611	Third	CBI Second Round	Tod Kowalczyk
2010-11	14	18	.438	8	10	.444	Seventh		Brian Wardle
2011-12	15	15	.500	10	8	.556	T-Sixth		Brian Wardle
2012-13	18	16	.529	10	6	.625	T-Third	CIT First Round	Brian Wardle
2013-14	24	7	.774	14	2	.875	First	NIT First Round	Brian Wardle
2014-15	24	9	.727	12	4	.750	Second	NIT First Round	Brian Wardle
2015-16	23	13	.639	11	7	.611	Fourth	NCAA First Round	Linc Darner
2016-17	18	14	.563	12	6	.667	Third	CBI First Round	Linc Darner
2017-18	13	20	.394	7	11	.389	Seventh		Linc Darner
2018-19	21	17	.553	10	8	.556	Fourth	CIT Runner-Up	Linc Darner
2019-20	7	11	.389	2	3	.400			Linc Darner
Overall	903	620	.595	330	257	.565			

LINC DARNER YEAR-BY-YEAR >>

YEAR	SCHOOL	RECORD	POSTSEASON
2002-03	Saint Joseph's	11-17	
2003-04	Saint Joseph's	15-13	
2004-05	Saint Joseph's	17-12	
2005-06	Saint Joseph's	31-3!\$	NCAA Second Round
2006-07	Florida Southern	8-20	
2007-08	Florida Southern	24-9!\$	NCAA First Round
2008-09	Florida Southern	29-7!\$	NCAA Regional Finals
2009-10	Florida Southern	25-5!	NCAA First Round
2010-11	Florida Southern	23-9	NCAA Second Round
2011-12	Florida Southern	20-10\$	NCAA First Round
2012-13	Florida Southern	27-6\$	NCAA Elite Eight
2013-14	Florida Southern	26-5!\$	NCAA First Round
2014-15	Florida Southern	36-1!\$	NCAA National Champs
2015-16	Green Bay	23-13\$, 11-7 HL	NCAA First Round
2016-17	Green Bay	18-14, 12-6 HL	CBI First Round
2017-18	Green Bay	13-20, 7-11 HL	
2018-19	Green Bay	21-17, 10-8 HL	CIT Runner-Up
2019-20	Green Bay	7-11, 2-3 HL	
		374-192	OVERALL RECORD

! - Conference Regular Season Champion

\$ - Conference Tournament Champion

SAINT JOSEPH'S (4 YRS)

74-45 (.622)

FLORIDA SOUTHERN (9 YRS)

218-72 (.752)

GREEN BAY (5TH SEASON)

OVERALL: 82-75 (.524)

HL ONLY: 42-35 (.554)

TOTAL (18TH SEASON) >>

374-192 (.662)



PERSONAL INFORMATION >>

ALMA MATER: Purdue University '95

HOMETOWN: Anderson, Indiana

YEARS: 18th season, 5th at GB

ACCOMPLISHMENTS >>

2016 Horizon League Tournament Champs

2015 NCAA DII National Championship

6x Sunshie State Regular Season Champs

2008, 2009, 2010, 2013, 2014, 2015

6x Sunshie State Tournament Champs

2008, 2009, 2012, 2013, 2014, 2015

2006 GLVC Regular Season

2006 GLVC Tournament

ACCOLADES >>

2015 NABC DII National Coach of the Year

3x Regional Coach of the Year

6x Sunshine State Coach of the Year

2006 GLVC Coach of the Year

PLAYER ACCOLADES COACHED >>

5 NABC All-Americans

4 Conference Player of the Year winners

8 All-Region honorees

24 All-Conference honorees

DARNER VS. THE HORIZON LEAGUE >>

Cleveland State 8-1

Detroit Mercy 7-2

IUPUI 0-5

Milwaukee 7-2

Northern Kentucky 4-5

Oakland 4-4

UIC 8-3

Wright State 4-8

Youngstown State 4-4



LINC DARNIER

HEAD COACH • FIFTH SEASON (82-75 RECORD AT GB)
ALMA MATER: Purdue, 1995 • HOMETOWN: Anderson, Ind.

Linc Darnier, entering his fifth season as head coach of the Green Bay men's basketball program in 2019-20 and third-longest tenured head coach in the Horizon League, owns an impressive 367-181 all-time career record, winning more games in his first two seasons at Green Bay than any other coach in the program's proud history. Darnier is coming off one of the most exciting seasons in program history, which saw his GB squad advance all the way to the CIT Championship game before finishing the season 21-17.

RP40 helped the 2015-16 Green Bay team set numerous program records:
Most Points in a Season (3,013)
Field Goals Made (1,048)
Field Goals Attempted (2,350)
3-Pointers Attempted (730)
Free Throws Made (662)
Free Throws Attempted (1,007)
Total Rebounds (1,385)
Total Steals (358)

His 2015-16 team finished 23-13 overall and 11-7 in the Horizon League.

In just his first season on the recruiting trails, Darnier has signed two highly-touted recruits in SPASH's two-time state champion Trevor Anderson and Novi HS standout Kam Hankerson. Anderson ranks as one of the top seniors in the state of Wisconsin and Hankerson was recognized as one of the rising stars in the state of Michigan. Both will be incoming freshman in the fall of 2016 and will join a host of key players who return in 16-17.

Darnier was announced as the seventh head coach in program history on April 14, 2015, after spending the previous nine seasons at Florida Southern College where he captured the NCAA Division II National Championship in 2015.

The 2015-16 season marked the 14th year Darnier has served in the role of head coach, getting his start and spending four seasons at NCAA Division II-member Saint Joseph's College in Indiana. Darnier has led impactful turnarounds in both of stops as head coach, and continued the recent winning ways for the Phoenix in his first season.

During his nine seasons in Lakeland, Fla., at Florida Southern, Darnier led the Moccasins to six Sunshine State Conference regular season titles, six SSC Tournament titles and eight-consecutive NCAA Tournament appearances and eight-straight 20-plus win seasons. All told in his nine years at Florida Southern, Darnier put together a 218-72 record on the Moccasin bench, with win No. 218 coming in a 77-62 victory over Indiana (Pa.) in the National Championship Game.

Overall in 13 years as a college head coach, Darnier has compiled a career record of 292-117, for a career winning percentage of .714 entering the 2015-16 season. That includes four years at St. Joseph's College (IN) where he coached from 2002-06. In his final season at St. Joseph's, Darnier led the Pumas to the Great Lakes Valley Conference regular season title, giving him seven conference championships and nine trips to the NCAA Tournament in the last 10 years.

In addition to the success enjoyed by his teams at both St. Joseph's and Florida Southern, Darnier has won seven conference coach-of-the-year awards during his 13 seasons as a head coach. He was the 2006 GLVC Coach-of-the-Year before earning the same honor in the Sunshine State Conference in 2008, 2009, 2010, 2013, 2014 and 2015. Darnier is the only coach in the history of the Sunshine State Conference to win that award three consecutive years and the only FSC coach to ever earn six SSC Coach of the Year honors.

His dominating 2014-15 season was capped with a National Championship and a 36-1 record. Darnier was recognized as the 2015 NABC Division II National Coach of the Year, Regional Coach of the Year and the Sunshine State Conference Coach of the Year. He coached Kevin Capers, who was consensus two-time All-American in 2014 and 2015 and was named to multiple First Team Honors on a variety of platforms.

Capers' performance during the season helped the Mocs finish the 2014-15 campaign by setting new single season school and SSC records for wins (36) and conference wins (15) and also establishing a new school record for consecutive victories as FSC ended the 2014-15 season by winning its final 25 games after suffering its only loss of the season at home on Jan. 3 to Barry (107-102). Following that loss, the Mocs reeled off 25 straight wins, including 15 straight in SSC play. FSC closed the 2014-15 season with a 36-1 overall record and a 15-1 mark in the SSC as they took home their four straight SSC Tournament title and won its third consecutive SSC regular season championships.

During the 2013-14 season, Darnier led the Mocs to their fifth SSC Tournament title and their third consecutive after taking home its second straight regular season SSC title with a 12-4 record. Along with winning both the regular season and SSC Tournament titles, the Mocs also hosted the NCAA Division II South Regional Tournament for the second straight season and advanced to the NCAA Tournament for the seventh consecutive year.

On the season, the Mocs finished the year ranked 10th in the final NABC/Division II Coaches' Poll as they posted a 26-5 record. The 26 wins marked the seventh straight year that the program had won 20 or more games. In addition, Kevin Capers became Division II All-American as he earned All-America accolades from four different organizations. Along with being an All-America, Capers also was named the SSC Player of the Year and the Daktronics South Region Player of the Year.

During the 2012-13 season, Coach Darnier led the Mocs to their fourth SSC Tournament title and their second consecutive after finishing tied with Saint Leo for first in the regular season league standings with a 12-4 record. Along with winning both the regular season and SSC Tournament titles, the Mocs also won the South Regional Championship on its home court with a 90-88 win over two-time defending South Regional champion Alabama-Huntsville to earn the program's ninth-ever berth in the Division II Elite Eight.

His 2018-19 team broke numerous single season program records, including the following:

- Total points (3,090)
- 3-Pointers made (303)
- Field goals made (1,106)
- Field goals attempted (2,413)
- Total rebounds (1,407)

Darnier's Phoenix has finished in the top four of the Horizon League standings in three of his four seasons at the helm, and have advanced to the tournament semifinals in two of the seasons, including the championship run in 2016. He has averaged 10 wins in Horizon League play over those four seasons, the third-best among all Horizon League schools during that time. Under his direction, Sandy Cohen III broke the program record for points in a single season with 666, earning First Team All-Horizon League honors and being invited to the Portsmouth Invitational, the first player since 2014 to be invited from Green Bay. Darnier's Phoenix led the HL in scoring with 81.3 PPG and blocks, averaging 4.05 BPG.

Darnier was tasked with leading the youngest team in the Horizon League in 2017-18, but led the team to victory in three of the final four games of the season. The Phoenix knocked off Detroit Mercy in the First Round of the Horizon League Tournament before falling to eventual champion Wright State in the Quarterfinals. He helped coach senior Khalil Small to both Horizon All-League First Team and All-Defensive Team honors, the only player in the HL to land on both teams.

In his first two seasons prior, Darnier won 41 games, the most in the first two seasons by any Green Bay men's basketball coach in the history of the school. Darnier led the Phoenix to its fifth-consecutive postseason berth at that time, after his team was invited to the 2017 College Basketball Invitational.

In 2016-17, his team finished third in the Horizon League with a 12-6 record and an 18-14 overall mark. Darnier coached four players to the Horizon All-League teams, the most in program history.

Despite losing his starting point guard early in the conference season, Darnier coached the Phoenix to 12 league wins, with five of them coming on the road. His team went 10-3 at home, including big wins over Valparaiso, Northern Kentucky, Wright State and Milwaukee.

Warren Jones was named Sixth Man of the Year, Charles Cooper was named Second Team All-League and Kenneth Lowe and Khalil Small both landed on the All-Defensive Team. It's the second season in a row that Darnier has helped land two players on the All-Defensive Team.

Additionally, Darnier and his staff helped achieve a perfect 2015-16 APR score, the NCAA announced in May of 2017. His 2016-17 team also earned the Most Improved Team GPA Award at the 2017 Student-Athlete Honors Night in May 2017, which is given to the team with the most improved grade point average from one season to the next.

In 2015-16, with the leadership and outstanding play of seniors Jordan Fouse and Carrington Love, Darnier helped the Phoenix punch its first ticket to the NCAA Tournament in 20 years following the team's capturing of the 2016 Horizon League Championship. Green Bay knocked off Wright State 78-69 in the #MotorCityMadness title game, winning its fourth game in four days after receiving the No. 4 seed entering the tournament. His team's historic run to the championship was highlighted by a thrilling overtime victory over No. 1 seed Valparaiso in the semifinals.

Under the tutelage of Darnier, Love (First Team) and Fouse (Second Team) garnered All-League honors and both landed on the All-Defensive Team. Additionally, both players received All-Tournament honors along with Charles Cooper, while Love also received NABC All-District honors.

Green Bay led the NCAA in steals and free throws attempted, while ranking second in steals per game and sixth in points per game. The team also ranked fourth in turnover margin.

2019-20 GREEN BAY MEN'S BASKETBALL - GAME 18: VS MILWAUKEE (1.11.20) - @GBPHOENIXMBB

FSC's season came to an end in the Elite Eight as the Mocs fell to the defending D-II National Champions, Western Washington at Freedom Hall in Louisville, Ky. It marked the Mocs' first appearance in the Elite Eight since 2000. On the season, FSC finished ranked eighth in the final NABC/Division II Coaches' Poll as they posted a 27-6 record and claimed the 2012-13 NCAA D-II national statistical championship for turnover margin as they finished the season with a +6.8 turnover margin. The 27 wins marked the sixth straight year that the program had won 20 or more games.

Coach Darner led the Mocs to their third SSC Tournament title under his tenure in the 2011-12 season after finishing fifth in regular season competition with a 9-7 conference record. For the fifth consecutive year the Mocs earned a bid to the NCAA South Region Tournament, finishing their season with a 20-10 overall record.

In the first seven years under Coach Darner, the Mocs averaged over 80 points per game after averaging 84.9 points per game in the 2012-13 season and leading the SSC for the fifth straight season in scoring offense.

In going 23-9 during the 2010-11 season, Florida Southern also went 12-4 in conference play for a second-place finish behind Rollins. That enabled the Moccasins to earn an at-large bid to the NCAA South Region Tournament, where they immediately knocked off the higher seeded Tars in the opening round before falling to Stillman in the regional semifinals. That gives Darner a 6-6 record in the NCAA Tournament at Florida Southern, to go along with a 14-3 mark in the SSC Tournament.

The 2010-11 team also averaged over 80 points per game (81.5) for the fourth year in a row, making Florida Southern one of the highest scoring teams in the country during that stretch. They've led the SSC in scoring offense each of the last three seasons after doing that just three times in the previous 25 years.

Darner and the Moccasins won its 20th conference championship in 2010, when Florida Southern went 25-5 overall and 13-3 in the SSC, tying the team record for most conference wins. The Mocs averaged over 85 points per game, the third year in a row they ranked among the 20 highest scoring teams in Division II, shot 43 percent from 3-point range to rank fourth in Division II, and their .756 free throw percentage was 11th in the country. The Mocs proved impossible to beat at home too, going 17-0 at Jenkins Field House, only the fourth time since World War II they were undefeated on their home court.

In winning the regular season title in the SSC for the third year in a row, Darner again rallied his team down the stretch. Trailing Rollins a by a game-and-a-half in the standings on February 6, and having lost to the Tars already in Winter Park, the Moccasins faced them again in a match-up of nationally ranked teams at Jenkins Field House. Florida Southern led from start to finish in a game that turned into a blowout, went on to win the final six games of the regular season, and earned the top seed in the SSC Tournament for the third straight year.

Florida Southern spent that entire season ranked in the NABC Top-25, the first time in 10 years the Moccasins accomplished that, and their #2 ranking in late December and early January was their highest in nine years. They finished the year at #13.

In addition to Darner being named the SSC Coach-of-the-Year, the Moccasins had three players named to the all-conference team, headlined by senior John Thompson, the 2010 SSC Player-of-the-Year and the program's first All-American since 2004. Thompson was the second conference player-of-the-year coached by Darner, and was also the first Moccasin selected to play in the NABC Division II All-Star Game.

Four years ago, the Mocs were 29-7 under Darner, the most wins for Florida Southern since 2000, and the third highest total in the program's 84-year history. Among those 29 wins were two in the South Region Tournament, the Mocs' first NCAA playoff wins since 2000 as well. That enabled Florida Southern to finish the season as South Region runner-up and ranked #11 in the final NABC national rankings.

In addition to their 29-7 overall record, the Mocs were also 13-3 in the Sunshine State Conference, equaling the most SSC wins in team history. They overcame a loss to Rollins in their SSC opener in early December, but took control of the race at the end of January after beating the Tars in a rematch. They owned at least a share of the lead the rest of the way and clinched the title before the final regular season game for the second year in a row. The Mocs then won their first two games in the SSC Tournament by a combined 60 points before edging Rollins in the championship game, 77-76 in overtime. At the end of the year, Darner became the first Moccasin basketball coach to be selected to coach in the annual NABC Division II All-Star Game, coaching the East Team in Springfield, Massachusetts.

While 2008-09 may have been a remarkable season for the Moccasins, Darner's first two years at Florida Southern may have been even more so. After an 8-20 record in year one, the Moccasins put together a stunning turnaround in year two, going 24-9 overall, and winning the Sunshine State Conference with a 12-4 league record. They also won the SSC Tournament, were the top seed in the NCAA South Region Tournament, and finished at #17 in the national poll. Considering the history of the program, those results may have seemed like normal accomplishments, but it was the way they were done that was noteworthy, and ultimately earned Darner his first SSC Coach-of-the-Year award.

Florida Southern became the first team in SSC history to go from "worst-to-first", and was one of only two teams in the country at any NCAA level to accomplish that feat in 2008. Their nine-game improvement in the SSC standings was also the best in league history, and

the Moccasins were one of only five teams in any NCAA division that went from 20 losses to 20 wins that season. They accomplished all of that by facing a regular season schedule that included five games against different ranked opponents. The Mocs beat three of them, matching their best total in one season in the last 20 years. They also played nine games against teams that qualified for the NCAA Division II Tournament, and took national runner-up Augusta State to overtime before falling, 76-75.

Remarkable turnarounds are nothing new to Darner, who accomplished the same thing at St. Joseph's College in Rensselaer, Indiana, where he coached four seasons (2002-06) before coming to Florida Southern. The Pumas saw their win total increase each year under Darner, culminating with a 31-3 record in his final season, the best in school history. When he first arrived at St. Joseph's, the Pumas had just one winning season in the previous 10 years, playing in a league that features perennial national powers Kentucky Wesleyan and Southern Indiana, as well as 2006 national runner-up SIU-Edwardsville.

Darner's first St. Joseph's team went 11-17, before improving to 15-13 the following year, and 17-12 in the 2004-05 season. His final team at St. Joseph's not only set school records for wins (31), points, and 3-point field goals, it also earned its first conference title since 1992, its first outright title since 1979, and made its first ever appearance in the GLVC Tournament championship game, where the Pumas defeated Quincy, 68-67. That earned St. Joseph's the top seed in the Great Lakes Region Tournament, the Pumas' first NCAA bid in 14 years. The Pumas ranked 17th in the nation in scoring (84.8 points per game), and their .912 winning percentage was fourth among all college teams at any NCAA or NAIA level. St. Joseph's was ranked as high as #2 in the nation and among its 31 victories was an 81-76 win over eventual national champion Winona State (MN).

The Pumas' accomplishments in 2006 earned Darner the Great Lakes Valley Conference Coach-of-the-Year award, as well as the Great Lakes Region Coach-of-the-Year award from the National Association of Basketball Coaches. Two of his players were named first team all-conference and made the all-region team as well, including GLVC Player-of-the-Year Sullivan Sykes, St. Joseph's first All-American in 18 years.

Darner didn't leave his high-scoring offense behind when he came to Florida Southern in the spring of 2006 as the 22nd head coach in the program's history, but only the seventh since 1956. Though it took a couple of years for the Moccasins to adjust to a new offense, they too have become one of the country's top scoring teams. In the last five years Florida Southern has reached triple digits 16 times, something it did only 16 times the previous 14 years.

In 2008, the Mocs finished the year ranked #14 in Division II in scoring offense with an 83.5 average that represented a 16 percent improvement over Darner's first year at the helm. It was the best 1-year improvement for the Mocs in 52 years, and they didn't stop there. The 2009 team was 19th in scoring, but saw its average rise to 84.0 points per game, the highest for Florida Southern in 21 years, and in 2010, the Mocs' average increased again to 85.2, good for 13th in Division II. They ranked 26th in 2010 while scoring 81.5 points per game.



Florida Southern's scoring average the last five years illustrates the type of up-tempo offense Darner runs, and 3-point shooting is a big part of it. After making 159 long-range baskets in his first year, the Mocs have exploded by making almost 1,900 in the last seven. In 2008, the Mocs finished fourth in the country in 3-point field goals per game with a school and SSC-record 10.3 average, their .407 shooting percentage behind the arc was good for ninth in Division II, and their total of 340 treys shattered the previous school record by 134. They made over 300 more from long range in 2009, leading the Sunshine State Conference for the second year in a row.

Even after the NCAA moved the 3-point line back for the 2010-11 season, the Moccasins continued to light up the scoreboard from long distance. Florida Southern is the only Division II school in the country to rank in the top 10 in 3-point shooting percentage in three of the last six seasons, finishing fourth in 2010 before the change, and fourth again in 2011. In 2012, FSC was 84th nationally and in 2013, the Mocs finished 32nd nationally in 3-pointers made.

Before his first head coaching job at St. Joseph's, Darner spent four seasons (1998-2002) as an assistant coach at Ashland University in Ohio, serving as that program's recruiting coordinator. During that time, Ashland was 72-38. Prior to that, he had brief stints as an assistant coach at Murray State, where he helped the Racers win two Ohio Valley Conference Championships, and at Lincoln Memorial (TN) University.

As a collegiate player, Darner was a four-year letterman for historic head coach Gene Keady at Purdue University, where the Boilermakers went 82-42 in his career (1990-94) and earned three NCAA Tournament bids. He was the first player under Keady to be named a team captain twice, and was a teammate of future NBA #1 draft pick Glenn Robinson, and current Purdue head coach Matt Painter. In 1991, following his freshman year at Purdue, Darner played in the United States Olympic Festival where he helped the North team to a gold medal.

As a senior, he captained Purdue to a 29-5 record, the Big Ten Championship, and a berth in the NCAA Division I regional finals. A 6-4 guard with the Boilermakers, Darner played in 124 games in his career, a figure that ranked fifth in school history at the time of his graduation. In 1991, he set a school freshman record for 3-point field goals made with 32, and he ranks among the career leaders at Purdue in 3-pointers, as well as 3-point field goal percentage.

The 45-year old Darner graduated from Purdue in the spring of 1995 from the Krannert School of Business with a bachelor's degree in management.

TEAM GAME-BY-GAME STATISTICS

				Total		3-Pointers		Free throws		Rebounds											
Opponent	Date	Score		FG-FGA	PCT	3FG-FGA	PCT	FT-FTA	PCT	OFF	DEF	TOT	AVG	PF	A	TO	BLK	STL	PTS	AVG	
at Purdue	11/06/2019	57-79	L	31-61	.508	6-19	.316	11-17	.647	10	28	38	38.0	14	16	11	9	8	79	79.0	
Wis.-Stout	11/09/2019	115-64	W	25-64	.391	7-26	.269	7-13	.538	7	24	31	34.5	21	8	31	1	6	64	71.5	
at New Mexico	11/13/2019	78-93	L	31-65	.477	9-22	.409	22-28	.786	10	37	47	38.7	13	18	18	2	10	93	78.7	
at Wisconsin	11/21/2019	70-88	L	32-62	.516	15-31	.484	9-10	.900	9	30	39	38.8	15	24	13	1	3	88	81.0	
CSUN	11/25/2019	85-84	W	32-59	.542	11-22	.500	9-10	.900	6	23	29	36.8	19	18	18	4	8	84	81.6	
Colgate	11/26/2019	81-99	L	37-63	.587	19-35	.543	6-6	1.000	8	32	40	37.3	21	25	12	3	1	99	84.5	
at Montana St.	11/30/2019	98-72	W	24-55	.436	6-24	.250	18-21	.857	5	22	27	35.9	15	13	14	0	3	72	82.7	
at Xavier	12/04/2019	71-84	L	29-69	.420	8-33	.242	18-27	.667	18	30	48	37.4	16	14	10	2	4	84	82.9	
at Eastern Ill.	12/07/2019	80-93	L	34-56	.607	8-16	.500	17-23	.739	13	27	40	37.7	17	17	21	4	5	93	84.0	
at UCF	12/10/2019	66-79	L	30-67	.448	10-24	.417	9-12	.750	11	26	37	37.6	13	17	13	1	6	79	83.5	
Evansville	12/14/2019	62-72	L	24-63	.381	10-31	.323	14-19	.737	11	33	44	38.2	18	15	13	3	8	72	82.5	
Concordia Chicago	12/18/2019	126-64	W	23-68	.338	12-39	.308	6-9	.667	10	19	29	37.4	18	11	25	2	6	64	80.9	
at Northern Ill.	12/21/2019	85-84	W	32-67	.478	12-25	.480	8-19	.421	10	28	38	37.5	16	15	7	2	6	84	81.2	
at Wright St.	12/28/2019	84-90	L	29-64	.453	11-25	.440	21-35	.600	18	32	50	38.4	16	16	15	4	2	90	81.8	
at Northern Ky.	12/30/2019	73-59	W	23-61	.377	5-26	.192	8-13	.615	13	22	35	38.1	21	9	11	2	6	59	80.3	
UIC	01/03/2020	85-71	W	28-60	.467	6-21	.286	9-18	.500	8	28	36	38.0	22	10	14	2	5	71	79.7	
IUPUI	01/05/2020	78-93	L	31-64	.484	14-28	.500	17-20	.850	11	34	45	38.4	19	22	12	1	6	93	80.5	
Milwaukee	01/11/2020	80-87	L	30-60	.500	11-21	.524	16-23	.696	10	26	36	38.3	22	13	16	4	6	87	80.8	
Total		1455		525-1128	.465	180-468	.385	225-323	.697	188	501	689	38.3	316	281	274	47	99	1455	80.8	
Green Bay		1474		538-1163	.463	146-390	.374	252-340	.741	165	468	633	35.2	324	308	218	40	135	1474	81.9	

Opponents Averages

Games Played	Points/game	FG Pct	3FG Pct	FT Pct	Rebounds/game	Assists/game	Turnovers/game	Assist/Turnover ratio	Steals/game	Blocks/game
18	80.8	46.5	38.5	69.7	38.3	15.6	15.2	1.0	5.5	2.6

OPPONENT GAME-BY-GAME STATISTICS

				Total		3-Pointers		Free throws		Rebounds											
Opponent	Date	Score		FG-FGA	PCT	3FG-FGA	PCT	FT-FTA	PCT	OFF	DEF	TOT	AVG	PF	A	TO	BLK	STL	PTS	AVG	
at Purdue	11/06/2019	57-79	L	23-63	.365	7-20	.350	4-9	.444	12	21	33	33.0	17	12	16	1	4	57	57.0	
Wis.-Stout	11/09/2019	115-64	W	43-80	.538	9-25	.360	20-29	.690	19	35	54	43.5	17	21	21	5	15	115	86.0	
at New Mexico	11/13/2019	78-93	L	30-75	.400	10-33	.303	8-11	.727	9	29	38	41.7	23	22	16	2	6	78	83.3	
at Wisconsin	11/21/2019	70-88	L	29-61	.475	4-20	.200	8-11	.727	3	22	25	37.5	16	16	9	3	8	70	80.0	
CSUN	11/25/2019	85-84	W	30-58	.517	13-21	.619	12-16	.750	6	22	28	35.6	16	18	17	2	8	85	81.0	
Colgate	11/26/2019	81-99	L	28-64	.438	8-19	.421	17-22	.773	8	18	26	34.0	11	17	5	2	9	81	81.0	
at Montana St.	11/30/2019	98-72	W	40-65	.615	10-22	.455	8-13	.615	4	27	31	33.6	20	21	6	0	8	98	83.4	
at Xavier	12/04/2019	71-84	L	26-67	.388	7-25	.280	12-20	.600	14	26	40	34.4	23	15	11	1	6	71	81.9	
at Eastern Ill.	12/07/2019	80-93	L	25-59	.424	9-25	.360	21-23	.913	8	13	21	32.9	20	10	15	2	11	80	81.7	
at UCF	12/10/2019	66-79	L	26-54	.481	4-13	.308	10-14	.714	4	28	32	32.8	14	19	17	5	7	66	80.1	
Evansville	12/14/2019	62-72	L	20-60	.333	4-19	.211	18-24	.750	10	30	40	33.5	20	8	15	3	5	62	78.5	
Concordia Chicago	12/18/2019	126-64	W	51-78	.654	9-19	.474	15-23	.652	12	36	48	34.7	10	28	12	4	19	126	82.4	
at Northern Ill.	12/21/2019	85-84	W	30-63	.476	13-22	.591	12-17	.706	8	32	40	35.1	17	19	8	2	4	85	82.6	
at Wright St.	12/28/2019	84-90	L	29-64	.453	10-26	.385	16-21	.762	6	23	29	34.6	28	12	8	2	7	84	82.7	
at Northern Ky.	12/30/2019	73-59	W	27-57	.474	7-17	.412	12-16	.750	9	30	39	34.9	17	17	9	2	6	73	82.1	
UIC	01/03/2020	85-71	W	27-64	.422	8-25	.320	23-26	.885	10	29	39	35.2	18	15	9	1	3	85	82.3	
IUPUI	01/05/2020	78-93	L	27-69	.391	10-27	.370	14-19	.737	12	23	35	35.2	16	21	11	2	2	78	82.0	
Milwaukee	01/11/2020	80-87	L	27-62	.435	4-12	.333	22-26	.846	11	24	35	35.2	21	17	13	1	7	80	81.9	
Total		1474		538-1163	.463	146-390	.374	252-340	.741	165	468	633	35.2	324	308	218	40	135	1474	81.9	
Opponents		1455		525-1128	.465	180-468	.385	225-323	.697	188	501	689	38.3	316	281	274	47	99	1455	80.8	

Green Bay Averages

Games Played	Points/game	FG Pct	3FG Pct	FT Pct	Rebounds/game	Assists/game	Turnovers/game	Assist/Turnover ratio	Steals/game	Blocks/game
18	81.9	46.3	37.4	74.1	35.2	17.1	12.1	1.4	7.5	2.2

CATEGORY LEADERS

Points

##	Player	G	Pts	Pts/G
1	Davis, Amari	18	292	16.2
11	McCloud, JayQuan	18	271	15.1
2	Pipes, Pj	16	183	11.4
21	Hankerson, Kameron	18	182	10.1
33	Schwartz, Cody	17	137	8.1
15	Patterson, Manny	18	114	6.3
12	McNair, Josh	12	79	6.6
13	Bell, Trevian	17	75	4.4
34	Chevalier, Will	16	68	4.3
30	Crist, Hunter	18	50	2.8
4	Miles, Jiovanni	5	17	3.4
99	Use, Don't	1	6	6.0

Scoring Average

##	Player	G	Pts	Pts/G
1	Davis, Amari	18	292	16.2
11	McCloud, JayQuan	18	271	15.1
2	Pipes, Pj	16	183	11.4
21	Hankerson, Kameron	18	182	10.1
33	Schwartz, Cody	17	137	8.1
12	McNair, Josh	12	79	6.6
15	Patterson, Manny	18	114	6.3
99	Use, Don't	1	6	6.0
13	Bell, Trevian	17	75	4.4
34	Chevalier, Will	16	68	4.3
4	Miles, Jiovanni	5	17	3.4
30	Crist, Hunter	18	50	2.8

Field Goal Percentage

##	Player	FG	Att	Pct
99	Use, Don't	2	2	1.000
12	McNair, Josh	33	55	.600
4	Miles, Jiovanni	6	10	.600
15	Patterson, Manny	45	78	.577
1	Davis, Amari	121	227	.533
34	Chevalier, Will	23	44	.523
2	Pipes, Pj	60	127	.472
30	Crist, Hunter	14	30	.467
33	Schwartz, Cody	49	106	.462
21	Hankerson, Kameron	75	163	.460
11	McCloud, JayQuan	82	234	.350
13	Bell, Trevian	28	86	.326

Field Goal Attempts

##	Player	G	Att	Att/G
11	McCloud, JayQuan	18	234	13.0
1	Davis, Amari	18	227	12.6
21	Hankerson, Kameron	18	163	9.1
2	Pipes, Pj	16	127	7.9
33	Schwartz, Cody	17	106	6.2

Field Goals Made

##	Player	G	Made	Made/G
1	Davis, Amari	18	121	6.7
11	McCloud, JayQuan	18	82	4.6
21	Hankerson, Kameron	18	75	4.2
2	Pipes, Pj	16	60	3.8
33	Schwartz, Cody	17	49	2.9

3-Point FG Percentage

##	Player	3FG	Att	Pct
99	Use, Don't	2	2	1.000
4	Miles, Jiovanni	4	6	.667
34	Chevalier, Will	17	34	.500
2	Pipes, Pj	33	73	.452
21	Hankerson, Kameron	18	47	.383
33	Schwartz, Cody	21	55	.382
15	Patterson, Manny	1	3	.333
11	McCloud, JayQuan	41	125	.328
30	Crist, Hunter	3	11	.273
13	Bell, Trevian	6	29	.207

3-Point FG Attempts

##	Player	G	Att	Att/G
11	McCloud, JayQuan	18	125	6.9
2	Pipes, Pj	16	73	4.6
33	Schwartz, Cody	17	55	3.2
21	Hankerson, Kameron	18	47	2.6
34	Chevalier, Will	16	34	2.1

3-Point FG Made

##	Player	G	Made	Made/G
11	McCloud, JayQuan	18	41	2.3
2	Pipes, Pj	16	33	2.1
33	Schwartz, Cody	17	21	1.2
21	Hankerson, Kameron	18	18	1.0
34	Chevalier, Will	16	17	1.1

CATEGORY LEADERS

Free Throw Percentage

##	Player	Made	Att	Pct
4	Miles, Giovanni	1	1	1.000
33	Schwartz, Cody	18	20	.900
11	McCloud, JayQuan	66	75	.880
2	Pipes, Pj	30	35	.857
13	Bell, Trevian	13	16	.813
15	Patterson, Manny	23	31	.742
21	Hankerson, Kameron	14	21	.667
30	Crist, Hunter	19	29	.655
1	Davis, Amari	50	77	.649
34	Chevalier, Will	5	9	.556
12	McNair, Josh	13	26	.500

Free Throw Attempts

##	Player	G	Att	Att/G
1	Davis, Amari	18	77	4.3
11	McCloud, JayQuan	18	75	4.2
2	Pipes, Pj	16	35	2.2
15	Patterson, Manny	18	31	1.7
30	Crist, Hunter	18	29	1.6

Free Throws Made

##	Player	G	Made	Made/G
11	McCloud, JayQuan	18	66	3.7
1	Davis, Amari	18	50	2.8
2	Pipes, Pj	16	30	1.9
15	Patterson, Manny	18	23	1.3
30	Crist, Hunter	18	19	1.1

Rebounds

##	Player	G	Reb	Reb/G
15	Patterson, Manny	18	98	5.4
11	McCloud, JayQuan	18	84	4.7
33	Schwartz, Cody	17	71	4.2
1	Davis, Amari	18	66	3.7
21	Hankerson, Kameron	18	59	3.3

Assists

##	Player	G	Ast	Ast/G
11	McCloud, JayQuan	18	81	4.5
21	Hankerson, Kameron	18	44	2.4
30	Crist, Hunter	18	40	2.2
2	Pipes, Pj	16	39	2.4
33	Schwartz, Cody	17	33	1.9

Rebounds Average

##	Player	G	Reb	Reb/G
15	Patterson, Manny	18	98	5.4
11	McCloud, JayQuan	18	84	4.7
33	Schwartz, Cody	17	71	4.2
12	McNair, Josh	12	49	4.1
1	Davis, Amari	18	66	3.7

Steals

##	Player	G	Stl	Stl/G
2	Pipes, Pj	16	25	1.6
1	Davis, Amari	18	20	1.1
21	Hankerson, Kameron	18	19	1.1
11	McCloud, JayQuan	18	16	0.9
12	McNair, Josh	12	14	1.2

Offensive Rebounds

##	Player	G	OReb	OReb/G
15	Patterson, Manny	18	41	2.3
12	McNair, Josh	12	19	1.6
1	Davis, Amari	18	16	0.9
21	Hankerson, Kameron	18	16	0.9
11	McCloud, JayQuan	18	13	0.7

Blocked Shots

##	Player	G	Blk	Blk/G
15	Patterson, Manny	18	10	0.6
33	Schwartz, Cody	17	9	0.5
12	McNair, Josh	12	5	0.4
21	Hankerson, Kameron	18	4	0.2
13	Bell, Trevian	17	4	0.2

Defensive Rebounds

##	Player	G	DReb	DReb/G
11	McCloud, JayQuan	18	71	3.9
33	Schwartz, Cody	17	60	3.5
15	Patterson, Manny	18	57	3.2
1	Davis, Amari	18	50	2.8
2	Pipes, Pj	16	44	2.8

Minutes

##	Player	G	Min	Min/G
11	McCloud, JayQuan	18	574	31:54
1	Davis, Amari	18	475	26:25
21	Hankerson, Kameron	18	464	25:47
2	Pipes, Pj	16	455	28:27
33	Schwartz, Cody	17	387	22:45

#1AMARIDAVIS

Opponent	Date	GS	MIN	Total		3-Pointers		Free throws		Rebounds											PTS	AVG
				FG-FGA	PCT	3FG-3FGA	PCT	FT-FTA	PCT	OFF	DEF	TOT	AVG	PF	A	T/O	BLK	STL				
at Purdue	11/06/2019		20:43	5-9	.556	0-1	.000	0-2	.000	0	2	2	2.0	0	2	0	0	1	10	10.0		
Wis.-Stout	11/09/2019		17:17	7-9	.778	0-0	.000	1-4	.250	1	0	1	1.5	5	2	0	0	2	15	12.5		
at New Mexico	11/13/2019		19:30	4-10	.400	0-0	.000	3-4	.750	2	6	8	3.7	2	2	3	0	0	11	12.0		
at Wisconsin	11/21/2019		23:04	8-10	.800	0-0	.000	0-1	.000	1	0	1	3.0	3	1	0	0	1	16	13.0		
CSUN	11/25/2019		26:35	5-7	.714	0-0	.000	5-6	.833	1	1	2	2.8	2	0	3	0	0	15	13.4		
Colgate	11/26/2019		24:55	6-15	.400	0-0	.000	7-8	.875	0	1	1	2.5	2	2	0	0	2	19	14.3		
at Montana St.	11/30/2019	*	28:14	13-18	.722	0-0	.000	2-2	1.000	1	6	7	3.1	4	3	0	0	1	28	16.3		
at Xavier	12/04/2019	*	31:58	8-19	.421	0-1	.000	3-5	.600	0	3	3	3.1	4	2	4	0	2	19	16.6		
at Eastern Ill.	12/07/2019	*	18:00	2-4	.500	0-0	.000	1-2	.500	0	0	0	2.8	4	0	2	0	2	5	15.3		
at UCF	12/10/2019	*	32:00	12-14	.857	0-0	.000	1-4	.250	0	4	4	2.9	3	2	5	2	0	25	16.3		
Evansville	12/14/2019	*	27:43	6-15	.400	0-0	.000	5-7	.714	3	3	6	3.2	5	0	2	0	1	17	16.4		
Concordia Chicago	12/18/2019	*	20:46	8-12	.667	0-0	.000	3-4	.750	0	4	4	3.3	0	2	1	0	2	19	16.6		
at Northern Ill.	12/21/2019	*	32:21	4-13	.308	0-0	.000	0-2	.000	2	7	9	3.7	4	0	3	0	1	8	15.9		
at Wright St.	12/28/2019	*	22:00	6-11	.545	0-1	.000	6-8	.750	0	1	1	3.5	5	0	2	0	1	18	16.1		
at Northern Ky.	12/30/2019	*	30:07	4-14	.286	0-1	.000	0-1	.000	0	2	2	3.4	4	3	0	0	0	8	15.5		
UIC	01/03/2020	*	34:50	8-17	.471	0-1	.000	5-7	.714	1	4	5	3.5	1	3	2	0	1	21	15.9		
IUPUI	01/05/2020	*	28:14	4-9	.444	0-0	.000	2-4	.500	1	3	4	3.5	1	2	1	0	0	10	15.5		
Milwaukee	01/11/2020	*	37:07	11-21	.524	0-0	.000	6-6	1.000	3	3	6	3.7	3	1	3	0	3	28	16.2		
Totals		12	475:24	121-227	.533	0-5	.000	50-77	.649	16	50	66	3.7	52	27	31	2	20	292	16.2		

Player Averages

Games Played	Minutes/ game	Points/ game	FG Pct	3FG Pct	FT Pct	Rebounds/ game	Assists/ game	Turnovers/ game	Assist/Turnover ratio	Steals/ game	Blocks/ game
18	26.4	16.2	53.3	0.0	64.9	3.7	1.5	1.7	0.9	1.1	0.1

DAVIS, Amari

				Field Goals		3-Point		F-Throws		Rebounds				Scoring						
SEASON	TEAM	GP-GS	MIN/AVG	FG-FGA	FG%	3FG-3FGA	3FG%	FT-FTA	FT%	OFF	DEF	TOT	AVG	PF-FO	AST	TO	BLK	STL	PTS	AVG
2019-20	GB	18-12	475/26.4	121-227	.533	0-5	.000	50-77	.649	16	50	66	3.7	52-3	27	31	2	20	292	16.2
TOTAL		18-12	475/26.4	121-227	.533	0-5	.000	50-77	.649	16	50	66	3.7	52-3	27	31	2	20	292	16.2

Single Game Highs

Statistic	Value	
Points	28	at Montana St. 11/30/19, vs Milwaukee 01/11/20
Rebounds	9	at Northern Ill. 12/21/19
Assists	3	at Montana St. 11/30/19, at Northern Ky. 12/30/19, vs UIC 01/03/20
Steals	3	vs Milwaukee 01/11/20
Blocks	2	at UCF 12/10/19
FG Made	13	at Montana St. 11/30/19
FG Attempts	21	vs Milwaukee 01/11/20
3FG Attempts	1	5 times
FT Made	7	vs Colgate 11/26/19
FT Attempts	8	vs Colgate 11/26/19, at Wright St. 12/28/19

#2PJPIPES

Opponent	Date	GS	MIN	Total		3-Pointers		Free throws		Rebounds											
				FG-FGA	PCT	3FG-3FGA	PCT	FT-FTA	PCT	OFF	DEF	TOT	AVG	PF	A	T/O	BLK	STL	PTS	AVG	
at Purdue	11/06/2019		22:49	2-5	.400	2-4	.500	0-0	.000	0	2	2	2.0	1	0	1	0	1	6	6.0	
Wis.-Stout	11/09/2019	*	23:40	6-10	.600	3-6	.500	2-2	1.000	1	6	7	4.5	2	3	1	0	4	17	11.5	
at New Mexico	11/13/2019	*	28:25	7-11	.636	3-6	.500	0-0	.000	0	2	2	3.7	3	3	1	0	2	17	13.3	
at Wisconsin	11/21/2019	*	34:17	3-9	.333	1-4	.250	1-2	.500	0	2	2	3.3	0	3	1	0	0	8	12.0	
CSUN	11/25/2019	*	31:37	5-7	.714	4-4	1.000	2-2	1.000	0	0	0	2.6	3	7	2	0	1	16	12.8	
Colgate	11/26/2019	*	28:46	4-8	.500	1-4	.250	5-5	1.000	0	2	2	2.5	3	3	0	0	1	14	13.0	
at Montana St.	11/30/2019	*	25:01	2-5	.400	1-4	.250	0-2	.000	0	3	3	2.6	2	2	1	0	0	5	11.9	
at Xavier	12/04/2019	*	23:48	3-6	.500	1-3	.333	1-2	.500	1	0	1	2.4	5	2	1	0	2	8	11.4	
at Eastern Ill.	12/07/2019	*	31:00	2-8	.250	2-5	.400	7-7	1.000	0	1	1	2.2	3	1	2	0	3	13	11.6	
at UCF	12/10/2019	*	35:07	3-6	.500	0-2	.000	1-1	1.000	1	3	4	2.4	2	4	1	0	3	7	11.1	
Evansville	12/14/2019	*	30:16	4-9	.444	3-5	.600	2-2	1.000	0	7	7	2.8	2	1	3	1	0	13	11.3	
at Wright St.	12/28/2019		29:00	2-7	.286	0-2	.000	4-4	1.000	2	4	6	3.1	3	2	1	0	4	8	11.0	
at Northern Ky.	12/30/2019		34:53	8-10	.800	4-6	.667	0-0	.000	0	3	3	3.1	3	2	2	0	2	20	11.7	
UIC	01/03/2020		25:29	3-8	.375	2-4	.500	4-4	1.000	1	3	4	3.1	5	0	0	0	2	12	11.7	
IUPUI	01/05/2020		31:59	6-12	.500	6-12	.500	0-0	.000	2	6	8	3.5	1	3	1	0	0	18	12.1	
Milwaukee	01/11/2020	*	19:12	0-6	.000	0-2	.000	1-2	.500	1	0	1	3.3	3	3	0	0	0	1	11.4	
Totals		11	455:19	60-127	.472	33-73	.452	30-35	.857	9	44	53	3.3	41	39	18	1	25	183	11.4	

Player Averages

Games Played	Minutes/game	Points/game	FG Pct	3FG Pct	FT Pct	Rebounds/game	Assists/game	Turnovers/game	Assist/Turnover ratio	Steals/game	Blocks/game
16	28.5	11.4	47.2	45.2	85.7	3.3	2.4	1.1	2.2	1.6	0.1

PIPES, Pj

				Field Goals		3-Point		F-Throws		Rebounds									Scoring	
SEASON	TEAM	GP-GS	MIN/AVG	FG-FGA	FG%	3FG-FGA	3FG%	FT-FTA	FT%	OFF	DEF	TOT	AVG	PF-FO	AST	TO	BLK	STL	PTS	AVG
2017-18	GB	33-28	740/22.4	75-202	.371	27-83	.325	59-69	.855	15	62	77	2.3	69-2	64	46	3	22	236	7.2
2018-19	GB	38-20	800/21.1	72-192	.375	41-117	.350	45-57	.789	9	74	83	2.2	91-0	48	38	4	27	230	6.1
2019-20	GB	16-11	455/28.5	60-127	.472	33-73	.452	30-35	.857	9	44	53	3.3	41-2	39	18	1	25	183	11.4
TOTAL		87-59	1996/22.9	207-521	.397	101-273	.370	134-161	.832	33	180	213	2.4	201-4	151	102	8	74	649	7.5

Single Game Highs

Statistic	Value	
Points	20	at Northern Ky. 12/30/19
Rebounds	8	vs IUPUI 01/05/20
Assists	8	vs Rockford 12/18/17
Steals	4	4 times
Blocks	2	vs Stetson 11/27/17
FG Made	8	at Northern Ky. 12/30/19
FG Attempts	13	vs Milwaukee 01/15/18
3FG Made	6	vs IUPUI 01/05/20
3FG Attempts	12	vs IUPUI 01/05/20
FT Made	9	vs IUPUI 01/02/18
FT Attempts	9	vs IUPUI 01/02/18, vs Lakeland 11/17/17

#4 GIOVANNI MILES

Opponent	Date	GS	MIN	Total		3-Pointers		Free throws		Rebounds											
				FG-FGA	PCT	3FG-3FGA	PCT	FT-FTA	PCT	OFF	DEF	TOT	AVG	PF	A	T/O	BLK	STL	PTS	AVG	
Concordia Chicago	12/18/2019		24:55	4-7	.571	2-3	.667	1-1	1.000	0	2	2	2.0	1	3	0	0	1	11	11.0	
at Northern Ill.	12/21/2019		02:00	0-0	.000	0-0	.000	0-0	.000	0	0	0	1.0	1	1	0	0	0	0	5.5	
at Wright St.	12/28/2019		06:00	1-2	.500	1-2	.500	0-0	.000	1	1	2	1.3	0	0	0	0	0	3	4.7	
at Northern Ky.	12/30/2019		01:10	0-0	.000	0-0	.000	0-0	.000	0	0	0	1.0	0	0	0	0	0	0	3.5	
IUPUI	01/05/2020		07:34	1-1	1.000	1-1	1.000	0-0	.000	0	0	0	0.8	2	0	0	0	0	3	3.4	
Totals		0	41:39	6-10	.600	4-6	.667	1-1	1.000	1	3	4	0.8	4	4	0	0	1	17	3.4	

Player Averages

Games Played	Minutes/game	Points/game	FG Pct	3FG Pct	FT Pct	Rebounds/game	Assists/game	Turnovers/game	Assist/Turnover ratio	Steals/game	Blocks/game
5	8.3	3.4	60.0	66.7	100.0	0.8	0.8	0.0	4.0	0.2	0.0

MILES, Giovanni

				Field Goals		3-Point		F-Throws		Rebounds									Scoring	
SEASON	TEAM	GP-GS	MIN/AVG	FG-FGA	FG%	3FG-FGA	3FG%	FT-FTA	FT%	OFF	DEF	TOT	AVG	PF-FO	AST	TO	BLK	STL	PTS	AVG
2019-20	GB	5-0	42/8.3	6-10	.600	4-6	.667	1-1	1.000	1	3	4	0.8	4-0	4	0	0	1	17	3.4
TOTAL		5-0	42/8.3	6-10	.600	4-6	.667	1-1	1.000	1	3	4	0.8	4-0	4	0	0	1	17	3.4

Single Game Highs

Statistic	Value	
Points	11	vs Concordia Chicago 12/18/19
Rebounds	2	vs Concordia Chicago 12/18/19, at Wright St. 12/28/19
Assists	3	vs Concordia Chicago 12/18/19
Steals	1	vs Concordia Chicago 12/18/19
FG Made	4	vs Concordia Chicago 12/18/19
FG Attempts	7	vs Concordia Chicago 12/18/19
3FG Made	2	vs Concordia Chicago 12/18/19
3FG Attempts	3	vs Concordia Chicago 12/18/19
FT Made	1	vs Concordia Chicago 12/18/19
FT Attempts	1	vs Concordia Chicago 12/18/19

#11 JAYQUAN McCLOUD

Opponent	Date	GS	MIN	Total		3-Pointers		Free throws		Rebounds				PF	A	T/O	BLK	STL	PTS	AVG
				FG-FGA	PCT	3FG-3FGA	PCT	FT-FTA	PCT	OFF	DEF	TOT	AVG							
at Purdue	11/06/2019	*	31:14	4-13	.308	1-6	.167	1-3	.333	1	2	3	3.0	3	2	4	0	0	10	10.0
Wis.-Stout	11/09/2019	*	27:32	5-11	.455	0-3	.000	1-1	1.000	0	5	5	4.0	0	6	5	0	3	11	10.5
at New Mexico	11/13/2019	*	34:57	6-19	.316	3-13	.231	2-2	1.000	1	2	3	3.7	0	7	0	0	0	17	12.7
at Wisconsin	11/21/2019	*	28:58	5-11	.455	2-6	.333	1-1	1.000	0	4	4	3.8	5	6	1	0	3	13	12.8
CSUN	11/25/2019	*	36:03	7-16	.438	4-7	.571	2-3	.667	1	2	3	3.6	3	2	3	1	0	20	14.2
Colgate	11/26/2019	*	32:26	5-12	.417	4-8	.500	0-0	.000	0	3	3	3.5	1	5	2	0	0	14	14.2
at Montana St.	11/30/2019	*	32:07	6-12	.500	4-8	.500	2-2	1.000	0	3	3	3.4	2	6	2	0	2	18	14.7
at Xavier	12/04/2019	*	35:35	4-13	.308	3-10	.300	4-4	1.000	2	9	11	4.4	2	4	1	0	0	15	14.8
at Eastern Ill.	12/07/2019	*	32:00	4-14	.286	2-7	.286	7-7	1.000	3	4	7	4.7	3	2	3	0	2	17	15.0
at UCF	12/10/2019	*	37:13	4-13	.308	3-5	.600	4-4	1.000	0	5	5	4.7	2	3	3	1	1	15	15.0
Evansville	12/14/2019	*	30:42	1-15	.067	0-7	.000	3-4	.750	0	2	2	4.5	0	3	2	0	0	5	14.1
Concordia Chicago	12/18/2019	*	21:08	4-10	.400	0-2	.000	7-8	.875	2	3	5	4.5	2	2	2	1	0	15	14.2
at Northern Ill.	12/21/2019	*	36:39	9-21	.429	6-12	.500	8-9	.889	1	4	5	4.5	2	5	2	0	0	32	15.5
at Wright St.	12/28/2019	*	24:00	4-13	.308	4-9	.444	4-5	.800	0	4	4	4.5	4	5	1	0	1	16	15.6
at Northern Ky.	12/30/2019	*	38:17	4-9	.444	1-3	.333	4-4	1.000	1	7	8	4.7	1	8	1	0	2	13	15.4
UIC	01/03/2020	*	35:31	3-10	.300	2-7	.286	5-5	1.000	1	4	5	4.8	3	4	1	0	0	13	15.3
IUPUI	01/05/2020	*	26:06	1-11	.091	0-6	.000	2-2	1.000	0	3	3	4.6	2	5	3	0	1	4	14.6
Milwaukee	01/11/2020	*	33:53	6-11	.545	2-6	.333	9-11	.818	0	5	5	4.7	4	6	2	0	1	23	15.1
Totals		18	574:21	82-234	.350	41-125	.328	66-75	.880	13	71	84	4.7	39	81	38	3	16	271	15.1

Player Averages

Games Played	Minutes/game	Points/game	FG Pct	3FG Pct	FT Pct	Rebounds/game	Assists/game	Turnovers/game	Assist/Turnover ratio	Steals/game	Blocks/game
18	31.9	15.1	35.0	32.8	88.0	4.7	4.5	2.1	2.1	0.9	0.2

McCLOUD, Jayquan

				Field Goals		3-Point		F-Throws		Rebounds				Scoring						
SEASON	TEAM	GP-GS	MIN/AVG	FG-FGA	FG%	3FG-FGA	3FG%	FT-FTA	FT%	OFF	DEF	TOT	AVG	PF-FO	AST	TO	BLK	STL	PTS	AVG
2018-19	GB	36-24	977/27.2	166-374	.444	77-196	.393	84-101	.832	21	77	98	2.7	76-1	82	58	12	25	493	13.7
2019-20	GB	18-18	574/31.9	82-234	.350	41-125	.328	66-75	.880	13	71	84	4.7	39-1	81	38	3	16	271	15.1
TOTAL		54-42	1552/28.7	248-608	.408	118-321	.368	150-176	.852	34	148	182	3.4	115-2	163	96	15	41	764	14.1

Single Game Highs

Statistic	Value	
Points	32	at Northern Ill. 12/21/19
Rebounds	11	at Xavier 12/04/19
Assists	8	at Northern Ky. 12/30/19
Steals	3	4 times
Blocks	2	at Cleveland St. 02/07/19, vs UIC 03/05/19
FG Made	9	vs Detroit Mercy 02/16/19, vs Youngstown St. 01/03/19, at Northern Ill. 12/21/19
FG Attempts	21	at Northern Ill. 12/21/19
3FG Made	6	vs Detroit Mercy 02/16/19, at Northern Ill. 12/21/19
3FG Attempts	13	at New Mexico 11/13/19
FT Made	9	vs Milwaukee 01/11/20
FT Attempts	11	vs Milwaukee 01/11/20

#12 JOSH MCNAIR

Opponent	Date	GS	MIN	Total		3-Pointers		Free throws		Rebounds											
				FG-FGA	PCT	3FG-3FGA	PCT	FT-FTA	PCT	OFF	DEF	TOT	AVG	PF	A	T/O	BLK	STL	PTS	AVG	
at Purdue	11/06/2019	*	14:58	1-4	.250	0-0	.000	0-0	.000	2	2	4	4.0	4	0	2	0	0	2	2.0	
Wis.-Stout	11/09/2019	*	20:27	6-7	.857	0-0	.000	1-4	.250	2	5	7	5.5	2	2	4	1	2	13	7.5	
at New Mexico	11/13/2019	*	13:33	1-2	.500	0-0	.000	1-2	.500	0	1	1	4.0	4	2	1	0	1	3	6.0	
at Wisconsin	11/21/2019	*	24:08	4-8	.500	0-0	.000	2-2	1.000	1	4	5	4.3	3	2	2	2	2	10	7.0	
CSUN	11/25/2019	*	22:11	3-5	.600	0-0	.000	1-3	.333	2	3	5	4.4	2	0	1	0	3	7	7.0	
Colgate	11/26/2019	*	19:36	3-5	.600	0-0	.000	0-4	.000	0	1	1	3.8	3	1	1	1	2	6	6.8	
at Montana St.	11/30/2019	*	22:36	6-6	1.000	0-0	.000	1-2	.500	1	1	2	3.6	3	2	0	0	1	13	7.7	
at Xavier	12/04/2019	*	19:10	2-3	.667	0-0	.000	2-3	.667	4	3	7	4.0	4	1	5	0	0	6	7.5	
at Eastern Ill.	12/07/2019	*	09:00	1-1	1.000	0-0	.000	1-1	1.000	0	2	2	3.8	1	0	0	1	2	3	7.0	
UIC	01/03/2020		08:19	1-2	.500	0-0	.000	0-0	.000	2	2	4	3.8	1	0	0	0	0	2	6.5	
IUPUI	01/05/2020		13:53	4-6	.667	0-0	.000	4-5	.800	2	2	4	3.8	1	0	1	0	0	12	7.0	
Milwaukee	01/11/2020		19:56	1-6	.167	0-0	.000	0-0	.000	3	4	7	4.1	1	1	2	0	1	2	6.6	
Totals		9	207:47	33-55	.600	0-0	.000	13-26	.500	19	30	49	4.1	29	11	19	5	14	79	6.6	

Player Averages

Games Played	Minutes/game	Points/game	FG Pct	3FG Pct	FT Pct	Rebounds/game	Assists/game	Turnovers/game	Assist/Turnover ratio	Steals/game	Blocks/game
12	17.3	6.6	60.0	0.0	50.0	4.1	0.9	1.6	0.6	1.2	0.4

MCNAIR, Josh

				Field Goals		3-Point		F-Throws		Rebounds										Scoring	
SEASON	TEAM	GP-GS	MIN/AVG	FG-FGA	FG%	3FG-FGA	3FG%	FT-FTA	FT%	OFF	DEF	TOT	AVG	PF-FO	AST	TO	BLK	STL	PTS	AVG	
2018-19	GB	34-16	554/16.3	80-133	.602	0-2	.000	30-52	.577	53	64	117	3.4	72-0	36	31	18	23	190	5.6	
2019-20	GB	12-9	208/17.3	33-55	.600	0-0	.000	13-26	.500	19	30	49	4.1	29-0	11	19	5	14	79	6.6	
TOTAL		46-25	762/16.6	113-188	.601	0-2	.000	43-78	.551	72	94	166	3.6	101-0	47	50	23	37	269	5.8	

Single Game Highs

Statistic	Value	
Points	16	vs Milwaukee 02/01/19, at ETSU 03/20/19
Rebounds	11	vs Wis.-Stout 12/11/18
Assists	6	at Detroit Mercy 01/10/19
Steals	3	vs IUPUI 01/17/19, at Northern Ky. 01/24/19, vs CSUN 11/25/19
Blocks	4	vs IUPUI 01/17/19
FG Made	7	vs Milwaukee 02/01/19
FG Attempts	8	vs Milwaukee 02/01/19, vs UIC 01/19/19, at Wisconsin 11/21/19
3FG Attempts	1	vs Northern Ky. 03/02/19, vs Morehead St. 11/17/18
FT Made	4	at ETSU 03/20/19, vs IUPUI 01/05/20
FT Attempts	6	at Bowling Green 12/08/18

#13TREVIANBELL

Opponent	Date	GS	MIN	Total		3-Pointers		Free throws		Rebounds				PF	A	T/O	BLK	STL	PTS	AVG
				FG-FGA	PCT	3FG-3FGA	PCT	FT-FTA	PCT	OFF	DEF	TOT	AVG							
at Purdue	11/06/2019		26:47	1-8	.125	1-2	.500	2-2	1.000	1	3	4	4.0	1	1	1	1	0	5	5.0
Wis.-Stout	11/09/2019		19:33	1-6	.167	0-3	.000	2-2	1.000	0	2	2	3.0	3	0	4	0	0	4	4.5
at New Mexico	11/13/2019		28:07	6-14	.429	1-4	.250	0-1	.000	2	3	5	3.7	1	3	3	0	0	13	7.3
at Wisconsin	11/21/2019		20:21	2-5	.400	0-2	.000	0-0	.000	0	1	1	3.0	2	0	2	0	0	4	6.5
CSUN	11/25/2019		07:35	0-2	.000	0-2	.000	2-2	1.000	0	1	1	2.6	1	1	2	0	0	2	5.6
Colgate	11/26/2019		22:44	3-6	.500	0-0	.000	2-2	1.000	3	1	4	2.8	0	0	2	0	1	8	6.0
at Montana St.	11/30/2019		18:16	3-8	.375	0-1	.000	2-3	.667	1	2	3	2.9	2	0	0	0	1	8	6.3
at Xavier	12/04/2019		19:48	3-6	.500	1-3	.333	1-2	.500	1	2	3	2.9	2	2	0	1	1	8	6.5
at Eastern Ill.	12/07/2019		20:00	4-10	.400	2-5	.400	0-0	.000	0	2	2	2.8	3	1	2	0	0	10	6.9
at UCF	12/10/2019	*	16:50	0-6	.000	0-1	.000	0-0	.000	0	1	1	2.6	1	0	1	0	0	0	6.2
Evansville	12/14/2019		16:58	0-2	.000	0-1	.000	0-0	.000	2	2	4	2.7	2	0	3	0	2	0	5.6
at Northern Ill.	12/21/2019		08:20	1-2	.500	0-0	.000	0-0	.000	0	2	2	2.7	2	1	0	0	0	2	5.3
at Wright St.	12/28/2019		16:00	2-3	.667	0-1	.000	0-0	.000	0	0	0	2.5	3	0	0	0	1	4	5.2
at Northern Ky.	12/30/2019		08:33	0-0	.000	0-0	.000	0-0	.000	0	1	1	2.4	0	1	2	1	1	0	4.9
UIC	01/03/2020		08:24	0-3	.000	0-2	.000	0-0	.000	1	0	1	2.3	1	0	1	0	0	0	4.5
IUPUI	01/05/2020		12:05	1-4	.250	0-1	.000	0-0	.000	0	2	2	2.3	0	3	0	1	0	2	4.4
Milwaukee	01/11/2020		18:20	1-1	1.000	1-1	1.000	2-2	1.000	0	0	0	2.1	5	0	0	0	0	5	4.4
Totals		1	288:41	28-86	.326	6-29	.207	13-16	.813	11	25	36	2.1	29	13	23	4	7	75	4.4

Player Averages

Games Played	Minutes/game	Points/game	FG Pct	3FG Pct	FT Pct	Rebounds/game	Assists/game	Turnovers/game	Assist/Turnover ratio	Steals/game	Blocks/game
17	17.0	4.4	32.6	20.7	81.3	2.1	0.8	1.4	0.6	0.4	0.2

BELL, Trevian

				Field Goals		3-Point		F-Throws		Rebounds										Scoring	
SEASON	TEAM	GP-GS	MIN/AVG	FG-FGA	FG%	3FG-FGA	3FG%	FT-FTA	FT%	OFF	DEF	TOT	AVG	PF-FO	AST	TO	BLK	STL	PTS	AVG	
2017-18	GB	25-2	326/13.0	39-101	.386	13-34	.382	16-22	.727	10	54	64	2.6	21-0	9	17	5	10	107	4.3	
2018-19	GB	38-0	559/14.7	82-173	.474	26-75	.347	32-42	.762	33	69	102	2.7	49-0	25	36	12	18	222	5.8	
2019-20	GB	17-1	289/17.0	28-86	.326	6-29	.207	13-16	.813	11	25	36	2.1	29-1	13	23	4	7	75	4.4	
TOTAL		80-3	1174/14.7	149-360	.414	45-138	.326	61-80	.763	54	148	202	2.5	99-1	47	76	21	35	404	5.1	

Single Game Highs

Statistic	Value	
Points	21	vs Texas Southern 04/02/19
Rebounds	8	vs Lakeland 11/17/17
Assists	3	vs Wis.-Parkside 12/16/17, at New Mexico 11/13/19, vs IUPUI 01/05/20
Steals	3	vs Oakland 02/14/19
Blocks	3	vs Texas Southern 04/02/19
FG Made	9	vs Texas Southern 04/02/19
FG Attempts	14	at New Mexico 11/13/19
3FG Made	3	vs UIC 03/05/19, vs Texas Southern 04/02/19, vs Stetson 11/27/17
3FG Attempts	6	vs Texas Southern 04/02/19
FT Made	5	vs CSU Bakersfield 03/29/19
FT Attempts	6	at Northern Ill. 11/14/17

#15 MANNYPATTERSON

Opponent	Date	GS	MIN	Total		3-Pointers		Free throws		Rebounds				PF	A	T/O	BLK	STL	PTS	AVG
				FG-FGA	PCT	3FG-3FGA	PCT	FT-FTA	PCT	OFF	DEF	TOT	AVG							
at Purdue	11/06/2019	*	23:34	2-4	.500	0-0	.000	1-2	.500	1	3	4	4.0	2	0	1	0	0	5	5.0
Wis.-Stout	11/09/2019	*	13:49	4-6	.667	0-0	.000	1-2	.500	8	2	10	7.0	0	1	2	2	0	9	7.0
at New Mexico	11/13/2019	*	07:02	0-1	.000	0-0	.000	2-2	1.000	1	2	3	5.7	3	0	1	0	1	2	5.3
at Wisconsin	11/21/2019	*	07:17	1-1	1.000	0-0	.000	0-0	.000	0	0	0	4.3	1	0	1	0	1	2	4.5
CSUN	11/25/2019		04:43	1-3	.333	0-0	.000	0-0	.000	0	2	2	3.8	1	0	1	0	0	2	4.0
Colgate	11/26/2019		08:30	0-2	.000	0-0	.000	2-2	1.000	3	2	5	4.0	1	0	0	0	0	2	3.7
at Montana St.	11/30/2019		08:58	0-0	.000	0-0	.000	0-0	.000	0	1	1	3.6	2	1	1	0	0	0	3.1
at Xavier	12/04/2019		05:35	0-1	.000	0-0	.000	0-0	.000	2	2	4	3.6	1	0	0	0	0	0	2.8
at Eastern Ill.	12/07/2019		09:00	0-0	.000	0-0	.000	0-0	.000	0	0	0	3.2	1	0	2	0	0	0	2.4
at UCF	12/10/2019		15:23	2-5	.400	0-0	.000	0-0	.000	1	6	7	3.6	1	1	1	0	1	4	2.6
Evansville	12/14/2019		25:51	2-3	.667	0-0	.000	6-6	1.000	4	6	10	4.2	5	1	2	1	0	10	3.3
Concordia Chicago	12/18/2019		26:11	9-12	.750	1-2	.500	1-3	.333	4	12	16	5.2	2	0	0	3	2	20	4.7
at Northern Ill.	12/21/2019	*	26:42	7-10	.700	0-0	.000	1-2	.500	2	2	4	5.1	1	1	2	1	0	15	5.5
at Wright St.	12/28/2019	*	11:00	2-4	.500	0-0	.000	0-0	.000	1	3	4	5.0	4	1	0	1	0	4	5.4
at Northern Ky.	12/30/2019	*	29:58	6-8	.750	0-1	.000	3-4	.750	6	4	10	5.3	2	1	0	0	0	15	6.0
UIC	01/03/2020	*	15:29	2-4	.500	0-0	.000	0-0	.000	2	6	8	5.5	2	0	0	0	0	4	5.9
IUPUI	01/05/2020	*	22:53	4-9	.444	0-0	.000	4-5	.800	3	3	6	5.5	2	1	3	1	0	12	6.2
Milwaukee	01/11/2020	*	21:09	3-5	.600	0-0	.000	2-3	.667	3	1	4	5.4	1	0	1	1	0	8	6.3
Totals		10	283:04	45-78	.577	1-3	.333	23-31	.742	41	57	98	5.4	32	8	18	10	5	114	6.3

Player Averages

Games Played	Minutes/game	Points/game	FG Pct	3FG Pct	FT Pct	Rebounds/game	Assists/game	Turnovers/game	Assist/Turnover ratio	Steals/game	Blocks/game
18	15.7	6.3	57.7	33.3	74.2	5.4	0.4	1.0	0.4	0.3	0.6

PATTERSON, Manny

				Field Goals		3-Point		F-Throws		Rebounds									Scoring	
SEASON	TEAM	GP-GS	MIN/AVG	FG-FGA	FG%	3FG-FGA	3FG%	FT-FTA	FT%	OFF	DEF	TOT	AVG	PF-FO	AST	TO	BLK	STL	PTS	AVG
2017-18	GB	27-19	460/17.0	55-116	.474	0-0	.000	52-69	.754	43	89	132	4.9	69-0	6	26	22	18	162	6.0
2018-19	GB	37-12	511/13.8	67-138	.486	0-2	.000	38-62	.613	51	92	143	3.9	83-0	20	29	12	11	172	4.6
2019-20	GB	18-10	283/15.7	45-78	.577	1-3	.333	23-31	.742	41	57	98	5.4	32-1	8	18	10	5	114	6.3
TOTAL		82-41	1254/15.3	167-332	.503	1-5	.200	113-162	.698	135	238	373	4.5	184-1	34	73	44	34	448	5.5

Single Game Highs

Statistic	Value	
Points	20	vs Concordia Chicago 12/18/19
Rebounds	16	vs Concordia Chicago 12/18/19
Assists	3	vs Belmont 12/01/18
Steals	3	vs Stetson 11/27/17
Blocks	4	at Youngstown St. 01/06/18
FG Made	9	vs Concordia Chicago 12/18/19
FG Attempts	12	at Iowa 11/11/18, vs Concordia Chicago 12/18/19
3FG Made	1	vs Concordia Chicago 12/18/19
3FG Attempts	2	vs Wis. Lutheran 11/06/18, vs Concordia Chicago 12/18/19
FT Made	6	vs Wis. Lutheran 11/06/18, vs Evansville 12/14/19
FT Attempts	8	vs Wis. Lutheran 11/06/18

#21 KAMERON HANKERSON

Opponent	Date	GS	MIN	Total		3-Pointers		Free throws		Rebounds				PF	A	T/O	BLK	STL	PTS	AVG
				FG-FGA	PCT	3FG-3FGA	PCT	FT-FTA	PCT	OFF	DEF	TOT	AVG							
at Purdue	11/06/2019	*	24:53	6-14	.429	2-3	.667	0-0	.000	2	1	3	3.0	3	3	2	0	0	14	14.0
Wis.-Stout	11/09/2019	*	21:08	5-13	.385	1-3	.333	0-0	.000	1	0	1	2.0	2	3	2	0	0	11	12.5
at New Mexico	11/13/2019	*	29:37	4-12	.333	1-4	.250	0-0	.000	0	1	1	1.7	2	3	4	1	1	9	11.3
at Wisconsin	11/21/2019	*	27:16	2-7	.286	1-4	.250	0-0	.000	0	4	4	2.3	0	0	2	0	0	5	9.8
CSUN	11/25/2019	*	29:59	4-9	.444	2-4	.500	0-0	.000	2	2	4	2.6	2	4	1	1	3	10	9.8
Colgate	11/26/2019	*	28:29	4-10	.400	1-3	.333	0-0	.000	0	4	4	2.8	0	2	0	0	2	9	9.7
at Montana St.	11/30/2019		17:15	4-7	.571	2-3	.667	0-0	.000	1	2	3	2.9	1	1	0	0	1	10	9.7
at Xavier	12/04/2019		22:58	3-11	.273	1-3	.333	1-2	.500	1	1	2	2.8	1	2	0	0	0	8	9.5
at Eastern Ill.	12/07/2019		29:00	6-10	.600	1-2	.500	2-2	1.000	2	1	3	2.8	2	1	1	0	0	15	10.1
at UCF	12/10/2019		22:28	4-6	.667	0-1	.000	4-5	.800	1	3	4	2.9	1	4	3	1	1	12	10.3
Evansville	12/14/2019	*	29:44	6-10	.600	1-3	.333	0-0	.000	0	3	3	2.9	2	1	1	1	2	13	10.5
Concordia Chicago	12/18/2019	*	21:29	10-12	.833	0-1	.000	1-2	.500	1	3	4	3.0	0	5	1	0	5	21	11.4
at Northern Ill.	12/21/2019	*	27:00	1-3	.333	0-1	.000	3-4	.750	1	2	3	3.0	4	5	0	0	1	5	10.9
at Wright St.	12/28/2019	*	35:00	6-11	.545	2-3	.667	2-4	.500	0	4	4	3.1	1	1	2	0	0	16	11.3
at Northern Ky.	12/30/2019	*	31:27	3-10	.300	0-2	.000	0-0	.000	1	5	6	3.3	3	2	2	0	1	6	10.9
UIC	01/03/2020	*	29:02	4-7	.571	2-4	.500	1-2	.500	2	5	7	3.5	1	4	3	0	0	11	10.9
IUPUI	01/05/2020	*	10:55	1-5	.200	0-1	.000	0-0	.000	1	1	2	3.4	1	0	1	0	0	2	10.4
Milwaukee	01/11/2020	*	26:24	2-6	.333	1-2	.500	0-0	.000	0	1	1	3.3	2	3	2	0	2	5	10.1
Totals			14 464:03	75-163	.460	18-47	.383	14-21	.667	16	43	59	3.3	28	44	27	4	19	182	10.1

Player Averages

Games Played	Minutes/game	Points/game	FG Pct	3FG Pct	FT Pct	Rebounds/game	Assists/game	Turnovers/game	Assist/Turnover ratio	Steals/game	Blocks/game
18	25.8	10.1	46.0	38.3	66.7	3.3	2.4	1.5	1.6	1.1	0.2

HANKERSON, Kameron

				Field Goals		3-Point		F-Throws		Rebounds				Scoring						
SEASON	TEAM	GP-GS	MIN/AVG	FG-FGA	FG%	3FG-FGA	3FG%	FT-FTA	FT%	OFF	DEF	TOT	AVG	PF-FO	AST	TO	BLK	STL	PTS	AVG
2016-17	GB	24-0	193/8.0	30-60	.500	9-24	.375	6-7	.857	6	12	18	0.8	34-1	12	12	4	7	75	3.1
2017-18	GB	33-24	869/26.3	125-277	.451	47-121	.388	51-69	.739	20	77	97	2.9	72-2	86	75	21	31	348	10.5
2018-19	GB	38-5	857/22.5	111-269	.413	40-122	.328	44-52	.846	28	67	95	2.5	54-1	62	48	25	35	306	8.1
2019-20	GB	18-14	464/25.8	75-163	.460	18-47	.383	14-21	.667	16	43	59	3.3	28-0	44	27	4	19	182	10.1
TOTAL		113-43	2383/21.1	341-769	.443	114-314	.363	115-149	.772	70	199	269	2.4	188-4	204	162	54	92	911	8.1

Single Game Highs

Statistic	Value	
Points	36	vs Detroit Mercy 03/02/18
Rebounds	7	4 times
Assists	9	at UIC 01/10/18
Steals	5	vs Concordia Chicago 12/18/19
Blocks	3	4 times
FG Made	12	vs Detroit Mercy 03/02/18
FG Attempts	17	vs Detroit Mercy 03/02/18
3FG Made	7	vs Detroit Mercy 03/02/18
3FG Attempts	9	vs Detroit Mercy 03/02/18
FT Made	6	vs Lakeland 11/17/17
FT Attempts	7	at Cleveland St. 01/04/18

#30 HUNTER CRIST

Opponent	Date	GS	MIN	Total		3-Pointers		Free throws		Rebounds											
				FG-FGA	PCT	3FG-3FGA	PCT	FT-FTA	PCT	OFF	DEF	TOT	AVG	PF	A	T/O	BLK	STL	PTS	AVG	
at Purdue	11/06/2019		08:12	1-2	.500	0-1	.000	0-0	.000	0	2	2	2.0	0	3	0	0	0	2	2.0	
Wis.-Stout	11/09/2019		23:46	2-4	.500	1-3	.333	3-4	.750	0	3	3	2.5	1	3	0	0	2	8	5.0	
at New Mexico	11/13/2019		07:31	0-0	.000	0-0	.000	0-0	.000	0	0	0	1.7	2	0	2	0	0	0	3.3	
at Wisconsin	11/21/2019		06:08	0-0	.000	0-0	.000	0-0	.000	0	1	1	1.5	1	3	0	0	0	0	2.5	
CSUN	11/25/2019		06:04	0-0	.000	0-0	.000	0-0	.000	0	2	2	1.6	2	1	0	0	1	0	2.0	
Colgate	11/26/2019		04:44	0-0	.000	0-0	.000	0-0	.000	0	0	0	1.3	0	0	0	0	0	0	1.7	
at Montana St.	11/30/2019		15:19	1-1	1.000	0-0	.000	1-2	.500	0	1	1	1.3	3	3	1	0	0	3	1.9	
at Xavier	12/04/2019		05:17	0-1	.000	0-1	.000	0-2	.000	0	1	1	1.3	0	0	0	0	0	0	1.6	
at Eastern Ill.	12/07/2019		18:00	1-1	1.000	0-0	.000	0-0	.000	1	0	1	1.2	2	3	3	0	2	2	1.7	
at UCF	12/10/2019		14:14	0-0	.000	0-0	.000	0-0	.000	0	3	3	1.4	0	3	0	0	0	0	1.5	
Evansville	12/14/2019		15:47	1-2	.500	0-0	.000	2-5	.400	0	3	3	1.5	3	2	1	0	0	4	1.7	
Concordia Chicago	12/18/2019	*	34:41	4-7	.571	0-0	.000	2-3	.667	2	3	5	1.8	2	9	4	0	4	10	2.4	
at Northern Ill.	12/21/2019		23:49	1-1	1.000	1-1	1.000	0-0	.000	0	1	1	1.8	1	4	0	0	1	3	2.5	
at Wright St.	12/28/2019		21:00	0-1	.000	0-1	.000	0-0	.000	1	1	2	1.8	4	0	1	0	0	0	2.3	
at Northern Ky.	12/30/2019		11:38	0-1	.000	0-0	.000	5-6	.833	0	2	2	1.8	2	0	1	0	0	5	2.5	
UIC	01/03/2020		13:35	2-4	.500	0-2	.000	2-2	1.000	0	0	0	1.7	3	1	1	0	0	6	2.7	
IUPUI	01/05/2020		16:05	1-4	.250	1-2	.500	2-3	.667	1	0	1	1.6	3	4	0	0	1	5	2.8	
Milwaukee	01/11/2020		10:15	0-1	.000	0-0	.000	2-2	1.000	0	2	2	1.7	1	1	0	0	0	2	2.8	
Totals		1	256:04	14-30	.467	3-11	.273	19-29	.655	5	25	30	1.7	30	40	14	0	11	50	2.8	

Player Averages

Games Played	Minutes/game	Points/game	FG Pct	3FG Pct	FT Pct	Rebounds/game	Assists/game	Turnovers/game	Assist/Turnover ratio	Steals/game	Blocks/game
18	14.2	2.8	46.7	27.3	65.5	1.7	2.2	0.8	2.9	0.6	0.0

CRIST, Hunter

				Field Goals		3-Point		F-Throws		Rebounds										Scoring	
SEASON	TEAM	GP-GS	MIN/AVG	FG-FGA	FG%	3FG-FGA	3FG%	FT-FTA	FT%	OFF	DEF	TOT	AVG	PF-FO	AST	TO	BLK	STL	PTS	AVG	
2017-18	GB	30-3	443/14.8	38-94	.404	19-49	.388	21-33	.636	7	44	51	1.7	73-2	36	39	1	14	116	3.9	
2018-19	GB	28-3	208/7.4	12-29	.414	5-18	.278	5-12	.417	12	14	26	0.9	27-0	25	18	2	11	34	1.2	
2019-20	GB	18-1	256/14.2	14-30	.467	3-11	.273	19-29	.655	5	25	30	1.7	30-0	40	14	0	11	50	2.8	
TOTAL		76-7	907/11.9	64-153	.418	27-78	.346	45-74	.608	24	83	107	1.4	130-2	101	71	3	36	200	2.6	

Single Game Highs

Statistic	Value	
Points	16	vs Wis.-Parkside 12/16/17
Rebounds	7	vs Wis.-Parkside 12/16/17
Assists	9	vs Concordia Chicago 12/18/19
Steals	4	vs Wis. Lutheran 11/06/18, vs Concordia Chicago 12/18/19
Blocks	1	vs Wis. Lutheran 11/06/18, vs Indiana St. 11/09/18, at Milwaukee 02/02/18
FG Made	6	vs Wis.-Parkside 12/16/17
FG Attempts	9	vs Detroit Mercy 12/28/17
3FG Made	2	8 times
3FG Attempts	5	vs Cleveland St. 01/25/18, vs Detroit Mercy 12/28/17
FT Made	5	at Missouri 12/09/17, at Northern Ky. 12/30/19
FT Attempts	6	at Missouri 12/09/17, vs Detroit Mercy 12/28/17, at Northern Ky. 12/30/19

#33 CODY SCHWARTZ

Opponent	Date	GS	MIN	Total		3-Pointers		Free throws		Rebounds				PF	A	T/O	BLK	STL	PTS	AVG
				FG-FGA	PCT	3FG-3FGA	PCT	FT-FTA	PCT	OFF	DEF	TOT	AVG							
at Purdue	11/06/2019		11:55	0-1	.000	0-1	.000	0-0	.000	1	0	1	1.0	2	0	3	0	0	0	0.0
Wis.-Stout	11/09/2019		22:36	5-10	.500	2-4	.500	5-6	.833	2	8	10	5.5	1	1	3	2	2	17	8.5
at Wisconsin	11/21/2019		28:31	4-10	.400	0-4	.000	4-5	.800	1	4	5	5.3	1	1	0	1	1	12	9.7
CSUN	11/25/2019	*	32:07	5-8	.625	3-4	.750	0-0	.000	0	5	5	5.3	0	3	2	0	0	13	10.5
Colgate	11/26/2019	*	27:26	3-6	.500	2-4	.500	1-1	1.000	0	2	2	4.6	1	4	0	1	1	9	10.2
at Montana St.	11/30/2019	*	30:10	5-8	.625	3-6	.500	0-0	.000	0	7	7	5.0	1	3	1	0	2	13	10.7
at Xavier	12/04/2019	*	25:58	1-3	.333	0-1	.000	0-0	.000	1	1	2	4.6	3	2	0	0	1	2	9.4
at Eastern Ill.	12/07/2019	*	25:00	3-8	.375	1-4	.250	2-2	1.000	1	1	2	4.3	1	2	0	1	0	9	9.4
at UCF	12/10/2019	*	24:03	0-3	.000	0-3	.000	0-0	.000	0	2	2	4.0	4	2	2	1	1	0	8.3
Evansville	12/14/2019	*	22:45	0-4	.000	0-3	.000	0-0	.000	0	3	3	3.9	1	0	1	0	0	0	7.5
Concordia Chicago	12/18/2019	*	31:29	8-12	.667	4-7	.571	0-0	.000	2	5	7	4.2	1	4	1	0	3	20	8.6
at Northern Ill.	12/21/2019	*	30:12	4-8	.500	3-4	.750	0-0	.000	1	8	9	4.6	2	2	0	1	1	11	8.8
at Wright St.	12/28/2019	*	18:00	2-6	.333	0-2	.000	0-0	.000	1	5	6	4.7	1	3	1	1	0	4	8.5
at Northern Ky.	12/30/2019	*	05:58	1-3	.333	1-2	.500	0-0	.000	0	0	0	4.4	0	0	0	0	0	3	8.1
UIC	01/03/2020	*	23:48	3-7	.429	1-3	.333	6-6	1.000	0	3	3	4.3	1	3	0	1	0	13	8.4
IUPUI	01/05/2020	*	13:09	2-4	.500	1-2	.500	0-0	.000	0	1	1	4.1	1	1	0	0	0	5	8.2
Milwaukee	01/11/2020		13:44	3-5	.600	0-1	.000	0-0	.000	1	5	6	4.2	1	2	2	0	0	6	8.1
Totals		13	386:51	49-106	.462	21-55	.382	18-20	.900	11	60	71	4.2	22	33	16	9	12	137	8.1

Player Averages

Games Played	Minutes/ game	Points/ game	FG Pct	3FG Pct	FT Pct	Rebounds/ game	Assists/ game	Turnovers/ game	Assist/Turnover ratio	Steals/ game	Blocks/ game
17	22.8	8.1	46.2	38.2	90.0	4.2	1.9	0.9	2.1	0.7	0.5

SCHWARTZ, Cody

				Field Goals		3-Point		F-Throws		Rebounds				Scoring						
SEASON	TEAM	GP-GS	MIN/AVG	FG-FGA	FG%	3FG-FGA	3FG%	FT-FTA	FT%	OFF	DEF	TOT	AVG	PF-FO	AST	TO	BLK	STL	PTS	AVG
2015-16	SJSU	31-26	746/24.1	72-194	.371	52-152	.342	22-30	.733	21	62	83	2.7	77-2	32	21	6	15	218	7.0
2016-17	SJSU	30-7	386/12.9	37-106	.349	34-89	.382	6-10	.600	9	28	37	1.2	38-0	17	17	3	2	114	3.8
2018-19	GB	36-24	586/16.3	70-190	.368	45-130	.346	32-42	.762	28	77	105	2.9	74-0	24	27	5	15	217	6.0
2019-20	GB	17-13	387/22.8	49-106	.462	21-55	.382	18-20	.900	11	60	71	4.2	22-0	33	16	9	12	137	8.1
TOTAL FOR GB		53-37	973/18.4	119-296	.402	66-185	.357	50-62	.806	39	137	176	3.3	96-0	57	43	14	27	354	6.7
TOTAL		114-70	2105/18.5	228-596	.383	152-426	.357	78-102	.765	69	227	296	2.6	211-2	106	81	23	44	686	6.0

Single Game Highs

Statistic	Value	
Points	20	vs LIFE Pacific 12/22/15, vs Concordia Chicago 12/18/19
Rebounds	10	vs Wis.-Stout 11/09/19
Assists	5	at Air Force 01/14/17
Steals	3	vs LIFE Pacific 12/22/15, vs Concordia Chicago 12/18/19
Blocks	2	vs Wis.-Stout 12/11/18, at Air Force 01/02/16, vs Wis.-Stout 11/09/19
FG Made	8	vs LIFE Pacific 12/22/15, vs Concordia Chicago 12/18/19
FG Attempts	12	vs Concordia Chicago 12/18/19
3FG Made	6	vs Milwaukee 02/01/19, at Colorado St. 01/27/16
3FG Attempts	11	at Colorado St. 01/27/16
FT Made	6	vs UIC 01/03/20
FT Attempts	8	at Eastern Wash. 11/16/18

#34WILLCHEVALIER

Opponent	Date	GS	MIN	Total		3-Pointers		Free throws		Rebounds											
				FG-FGA	PCT	3FG-3FGA	PCT	FT-FTA	PCT	OFF	DEF	TOT	AVG	PF	A	T/O	BLK	STL	PTS	AVG	
at Purdue	11/06/2019		04:31	1-2	.500	1-2	.500	0-0	.000	0	0	0	0.0	0	1	0	0	0	3	3.0	
Wis.-Stout	11/09/2019		10:12	2-4	.500	2-3	.667	4-4	1.000	1	2	3	1.5	1	0	0	0	0	10	6.5	
at New Mexico	11/13/2019		18:22	0-4	.000	0-4	.000	0-0	.000	0	7	7	3.3	2	0	1	1	0	0	4.3	
CSUN	11/25/2019		03:06	0-1	.000	0-0	.000	0-0	.000	0	0	0	2.5	0	0	1	0	0	0	3.3	
Colgate	11/26/2019		02:24	0-0	.000	0-0	.000	0-0	.000	0	0	0	2.0	0	0	0	0	0	0	2.6	
at Montana St.	11/30/2019		02:04	0-0	.000	0-0	.000	0-0	.000	0	0	0	1.7	0	0	0	0	0	0	2.2	
at Xavier	12/04/2019		09:53	2-4	.500	1-3	.333	0-0	.000	1	3	4	2.0	1	0	0	0	0	5	2.6	
at Eastern Ill.	12/07/2019		09:00	2-3	.667	1-2	.500	1-2	.500	1	0	1	1.9	0	0	0	0	0	6	3.0	
at UCF	12/10/2019		02:43	1-1	1.000	1-1	1.000	0-0	.000	0	0	0	1.7	0	0	1	0	0	3	3.0	
Evansville	12/14/2019		00:14	0-0	.000	0-0	.000	0-0	.000	0	0	0	1.5	0	0	0	0	0	0	2.7	
Concordia Chicago	12/18/2019		19:21	4-6	.667	2-4	.500	0-2	.000	0	4	4	1.7	2	3	2	0	2	10	3.4	
at Northern Ill.	12/21/2019		12:57	3-5	.600	3-4	.750	0-0	.000	0	5	5	2.0	0	0	0	0	0	9	3.8	
at Wright St.	12/28/2019		18:00	4-6	.667	3-5	.600	0-0	.000	0	0	0	1.8	3	0	0	0	0	11	4.4	
at Northern Ky.	12/30/2019		07:59	1-2	.500	1-2	.500	0-1	.000	0	4	4	2.0	2	0	0	1	0	3	4.3	
UIC	01/03/2020		05:34	1-2	.500	1-2	.500	0-0	.000	0	1	1	1.9	0	0	1	0	0	3	4.2	
IUPUI	01/05/2020		17:07	2-4	.500	1-2	.500	0-0	.000	0	0	0	1.8	2	2	1	0	0	5	4.3	
Totals		0	143:27	23-44	.523	17-34	.500	5-9	.556	3	26	29	1.8	13	6	7	2	2	68	4.3	

Player Averages

Games Played	Minutes/game	Points/game	FG Pct	3FG Pct	FT Pct	Rebounds/game	Assists/game	Turnovers/game	Assist/Turnover ratio	Steals/game	Blocks/game
16	9.0	4.3	52.3	50.0	55.6	1.8	0.4	0.4	0.9	0.1	0.1

CHEVALIER, Will

				Field Goals		3-Point		F-Throws		Rebounds										Scoring	
SEASON	TEAM	GP-GS	MIN/AVG	FG-FGA	FG%	3FG-FGA	3FG%	FT-FTA	FT%	OFF	DEF	TOT	AVG	PF-FO	AST	TO	BLK	STL	PTS	AVG	
2017-18	GB	26-0	210/8.1	23-65	.354	18-50	.360	6-6	1.000	9	24	33	1.3	19-0	2	7	3	2	70	2.7	
2019-20	GB	16-0	143/9.0	23-44	.523	17-34	.500	5-9	.556	3	26	29	1.8	13-0	6	7	2	2	68	4.3	
TOTAL		42-0	353/8.4	46-109	.422	35-84	.417	11-15	.733	12	50	62	1.5	32-0	8	14	5	4	138	3.3	

Single Game Highs

Statistic	Value	
Points	11	at Missouri 12/09/17, at Wright St. 12/28/19
Rebounds	7	at New Mexico 11/13/19
Assists	3	vs Concordia Chicago 12/18/19
Steals	2	vs Concordia Chicago 12/18/19
Blocks	1	5 times
FG Made	4	at Missouri 12/09/17, vs Concordia Chicago 12/18/19, at Wright St. 12/28/19
FG Attempts	8	at Missouri 12/09/17
3FG Made	3	4 times
3FG Attempts	7	at Missouri 12/09/17
FT Made	4	vs Wis.-Stout 11/09/19
FT Attempts	4	vs Wis.-Stout 11/09/19

2019-20 GREEN BAY MEN'S BASKETBALL - GAME 18: VS MILWAUKEE (1.11.20) - @GBPHOENIXMBS

2019-20 GAME-by-GAME BOX SCORES



Official Basketball Box Score - Final
Green Bay at Purdue
11/07/19 Mackey Arena, West Lafayette
2019-20 Men's Basketball

Game Time: 12:00 AM
Game Duration: 2:08
Attendance: 14,804

Officials: Bo Boroski, Mike Eades, Steve Munkins

Green Bay - 57

Record: 0-1

NO.	Name	Min	FG	3P	FT	Rebounds	Fouls	TP	AS	TO	ST	Blocks	+/-
			M-A	M-A	M-A	OR DR TOT	PF FO					BS BA	
10	ShanQuan Hemphill	F 10:25	0-1	0-0	0-0	0 1 1	1 0	0	0	2	2	0	-17
12	Josh McNair	F 14:58	1-4	0-0	0-0	2 2 4	4 0	2	0	2	0	0	-21
15	Manny Patterson	F 23:34	2-4	0-0	1-2	1 3 4	2 1	5	0	1	0	0	-28
11	JayQuan McCLOUD	G 31:13	4-13	1-6	1-3	1 2 3	3 6	10	2	4	0	0	-17
21	Kameron Hankerson	G 24:53	6-14	2-3	0-0	2 1 3	3 0	14	3	2	0	2	-19
2	Pj Pipes	22:49	2-5	2-4	0-0	0 2 2	1 1	6	0	1	1	0	-8
13	Trevian Bell	26:47	1-8	1-2	2-2	1 3 4	2 0	5	1	1	0	1	-2
1	Amari Davis	20:43	5-9	0-1	0-2	0 2 2	0 3	10	2	0	1	0	2
33	Cody Schwartz	11:55	0-1	0-0	0-0	1 0 1	2 1	0	0	3	0	0	-8
30	Hunter Crist	08:12	1-2	0-1	0-0	0 2 2	0 0	2	3	0	0	0	1
34	Will Chevalier	04:31	1-2	1-2	0-0	0 0 0	0 0	3	1	0	0	0	-2
Team						4 3 7	0	0	0	0	0	0	
Totals			23-63	7-20	4-9	12 21 33	17 14	57	12	16	4	1	9 -22

Technical Fouls: McNair 2nd 18:15Pipes 2nd 6:53

Shooting By Period
1 st FG% 10-28 35.7%
3PT% 0-6 0.0%
FT% 2-4 50.0%
2 nd FG% 13-35 37.1%
3PT% 7-14 50.0%
FT% 2-5 40%
GM FG% 23-63 36.5%
GM 3PT% 7-20 35.0%
FT% 4-9 44.4%
Dead Ball Rebounds: 4,1

Purdue - 79

Record: 1-0

NO.	Name	Min	FG	3P	FT	Rebounds	Fouls	TP	AS	TO	ST	Blocks	+/-
			M-A	M-A	M-A	OR DR TOT	PF FO					BS BA	
1	Aaron Wheeler	F 29:45	4-6	2-5	0-0	1 8 9	2 1	10	2	2	0	0	31
32	Matt Haarms	F 28:40	5-6	2-2	4-5	4 3 7	1 4	16	3	1	0	7	20
2	Eric Hunter Jr.	G 34:23	7-14	1-5	0-0	3 1 4	2 0	15	6	1	0	0	23
3	Jahad Proctor	G 37:33	11-17	1-3	3-6	0 5 5	2 5	26	2	1	2	0	1 28
20	Kameron Hankerson	G 24:05	3-6	0-0	0-0	0 2 2	3 6	1	2	3	1	0	6
11	Isiah Thompson	22:38	0-5	0-3	0-1	0 3 3	2 1	0	0	1	0	0	13
50	Trevion Williams	11:20	1-1	0-0	2-2	0 0 0	3 1	4	2	2	0	1	0 2
12	Evan Boudreaux	11:17	0-4	0-1	2-3	2 3 5	0 1	2	0	0	0	0	-11
15	Tommy Luce	00:19	0-0	0-0	0-0	0 0 0	0 0	0	0	0	0	0	-2
Team						0 3 3	0	0	1	0	0	0	
Totals			31-61	6-19	11-17	10 28 38	14 16	79	16	11	8	9	1 22

Technical Fouls: NONE

	GRB	PUR
Biggest lead	0 (1 st 20:00)	24 (2 nd 3:36)
Best Scoring Run	8 (1 st 10:15)	12 (2 nd 3:36)
Lead Changes	0	16
Times Tied	0	2
Time with Lead	00:00	39:15

Points from	GRB	PUR
Turnovers	6	11
Paint	16	44
Second Chance	11	6
Fast Breaks	9	6
Bench	26	6

Period by Period Scoring
1st 2nd TOT
GRB 22 35 57
PUR 35 44 79



Official Basketball Box Score - Final
Wis-Stout at Green Bay
11/07/19 Reach Center, Green Bay
2019-20 Men's Basketball

Game Time: 12:00 AM
Game Duration: 1:59
Attendance: 1,941

Officials: Dan Dorian, Jerry Scherzinger, Donnie Olson

Wis-Stout - 64

Record: 0-1

NO.	Name	Min	FG	3P	FT	Rebounds	Fouls	TP	AS	TO	ST	Blocks	+/-	
			M-A	M-A	M-A	OR DR TOT	PF FO					BS BA		
3	Tyreece Alexander	F 20:16	3-6	0-0	0-4	3 1 4	3 3	6	1	1	0	0	-31	
5	Jon Cirriacs	F 18:13	1-4	1-3	0-0	0 2 2	2 1	3	0	5	2	0	-29	
0	Jake Horton	G 20:27	3-8	1-5	0-0	0 2 2	2 1	7	2	3	0	0	-28	
4	Luke Geiger	G 23:00	4-9	2-5	0-0	0 2 2	1 2	10	0	1	0	1	-33	
23	Cliff McCray	G 16:47	2-7	0-1	2-2	1 5 6	0 1	6	1	4	0	1	-10	
24	Matt Newman	09:02	0-1	0-0	0-0	1 1 1	1 0	0	0	1	0	0	-20	
1	Kyle Jackson	18:46	4-10	1-6	1-2	1 6 7	2 5	10	2	8	1	0	-19	
20	Marcus Hill	09:39	1-2	0-0	1-2	0 2 2	1 1	3	0	0	0	0	-11	
2	Kaden Koski	08:34	1-5	0-1	0-0	1 1 2	2 0	2	0	0	0	0	-16	
30	Carson Moe	15:21	2-6	0-2	1-1	1 1 2	2 1	5	0	2	1	0	-22	
15	Cam Brunsow	08:13	1-1	0-0	2-2	0 0 0	2 4	1	0	0	0	0	-1	
31	Zach Miller	07:06	1-1	1-1	0-0	0 1 1	0 0	3	0	1	0	0	-7	
12	Preston Briggs	07:38	1-2	1-2	0-0	0 0 0	0 0	0	0	3	2	0	0	-11
32	Peter Brey	09:06	1-1	0-0	0-0	0 0 0	1 0	2	1	1	1	0	-8	
13	Cory Hoglund	04:58	0-0	0-0	0-0	0 0 0	0 0	1	0	0	1	0	-11	
45	Greyson Carlson	02:54	0-1	0-0	0-0	0 0 0	0 0	1	0	0	1	0	2	
Team						0 0 0	0	0	0	0	0	0		
Totals			25-64	7-26	7-13	7 24 31	21 17	64	8	31	8	1	5 -31	

Technical Fouls: NONE

Green Bay - 115

Record: 1-1

NO.	Name	Min	FG	3P	FT	Rebounds	Fouls	TP	AS	TO	ST	Blocks	+/-
			M-A	M-A	M-A	OR DR TOT	PF FO					BS BA	
12	Josh McNair	F 20:27	6-7	0-0	1-4	2 5 7	2 3	13	2	4	2	1	0 31
15	Manny Patterson	F 13:49	4-6	0-0	1-2	8 2 10	0 2	9	1	2	0	2	1 10
2	Pj Pipes	G 23:40	6-10	3-6	2-2	1 6 7	2 2	17	3	1	4	0	25
11	JayQuan McCLOUD	G 27:32	5-11	0-3	1-1	0 5 5	0 2	11	6	5	3	0	46
21	Kameron Hankerson	G 21:08	5-13	1-3	0-0	1 0 1	0 2	11	3	2	0	0	30
1	Amari Davis	17:17	7-9	0-0	1-4	0 1 1	5 2	15	2	0	2	0	28
13	Trevian Bell	19:33	1-6	0-3	2-2	0 2 2	3 1	4	0	4	0	0	20
33	Cody Schwartz	22:36	5-10	2-4	5-6	2 8 10	1 3	17	1	3	2	2	37
30	Hunter Crist	23:46	2-4	1-3	3-4	0 3 3	1 2	8	3	0	0	0	24
34	Will Chevalier	10:12	2-4	2-3	4-4	1 2 3	1 2	10	0	0	0	0	8
Team						3 2 5	0	0	0	0	0	0	
Totals			43-80	9-25	20-29	19 35 54	17 21	115	21	21	15	5	1 51

Technical Fouls: NONE

	Stout	GB
Biggest lead	0 (1 st 20:00)	54 (2 nd 9:13)
Best Scoring Run	8 (1 st 9:57)	13 (1 st 4:39)
Lead Changes	0	8
Times Tied	0	9
Time with Lead	00:00	39:34

Points from	Stout	GB
Turnovers	18	41
Paint	32	34
Second Chance	8	21
Fast Breaks	9	48
Bench	32	54

Period by Period Scoring
1st 2nd TOT
Stout 33 31 64
GB 50 65 115



Official Basketball Box Score - Final
Green Bay at New Mexico
11/14/19 DreamStyle Arena (The Pit), Albuquerque
2019-20 Men's Basketball

Game Time: 2:00 AM
Game Duration: 1:48
Attendance: 10,137

Officials: John Higgins, Gerry Polard, Marques Pettigrew

Green Bay - 78

Record: 1-2

NO.	Name	Min	FG	3P	FT	Rebounds	Fouls	TP	AS	TO	ST	Blocks	+/-
			M-A	M-A	M-A	OR DR TOT	PF FO					BS BA	
12	Josh McNair	F 13:33	1-2	0-0	1-2	0 1 1	4 1	3	2	1	1	0	-7
15	Manny Patterson	F 07:02	0-1	0-0	2-2	1 2 3	3 1	2	0	1	0	0	-11
2	Pj Pipes	G 28:25	7-11	3-6	0-0	0 2 2	3 0	17	3	1	2	0	4
11	JayQuan McCLOUD	G 34:57	7-20	3-13	2-2	1 2 3	0 2	19	7	0	0	0	-8
21	Kameron Hankerson	G 29:37	4-12	1-4	0-0	0 1 1	2 1	9	3	4	1	0	-13
33	Cody Schwartz	12:56	2-2	2-2	0-0	1 1 2	4 1	6	2	0	1	0	7
1	Amari Davis	19:30	3-9	0-0	3-4	2 6 8	2 2	9	2	3	0	0	6
13	Trevian Bell	28:07	6-14	1-4	0-1	2 3 5	1 1	13	3	3	0	2	-9
34	Will Chevalier	18:22	0-4	0-0	0-0	0 7 7	2 2	0	0	1	0	1	-10
30	Hunter Crist	07:31	0-0	0-0	0-0	0 0 0	0 0	2	1	0	0	0	-15
Team						2 4 6	0	0	0	0	0	0	
Totals			30-75	10-33	8-11	9 29 38	23 12	78	22	16	6	2	2 -15

Technical Fouls: NONE

New Mexico - 93

Record: 3-0

NO.	Name	Min	FG	3P	FT	Rebounds	Fouls	TP	AS	TO	ST	Blocks	+/-
			M-A	M-A	M-A	OR DR TOT	PF FO					BS BA	
15	Carlton Bragg	F 28:46	4-10	0-1	3-4	3 13 16	2 4	11	0	2	0	1	0 15
2	Vance Jackson	G 21:20	1-8	0-4	2-3	1 4 5	2 2	4	2	3	2	0	0 3
5	Jaquan Lyle	G 30:50	9-16	5-9	8-8	0 5 5	3 5	31	5	7	1	0	11
10	Kakualua Maluach	G 29:37	6-12	2-2	2-2	1 0 1	2 2	16	2	2	1	0	16
11	JJ Caldwell	G 31:53	0-5	0-1	3-5	0 4 4	0 5	3	6	1	4	0	11
0	Zane Martin	16:42	3-8	0-1	3-4	0 3 3	3 1	9	2	1	2	0	0 6
1	Corey Mangault	18:42	4-5	0-0	1-2	2 1 3	1 2	9	1	0	1	1	5
3	Keith McGee	14:48	2-4	1-3	0-0	2 1 3	2 0	5	0	2	0	0	-2
4	Tavian Percy	07:22	2-11	0-0	0-2	0 2 2	0 0	5	0	0	0	0	10
Team			1 4 5						0 0				
Totals			31-65	9-22	22-28	10 37 47	13 23	93	18	18	10	2 2	15

2019-20 GREEN BAY MEN'S BASKETBALL - GAME 18: VS MILWAUKEE (1.11.20) - @GBPHOENIXMBS



Official Basketball Box Score - Final
CSUN at Green Bay
11/26/19 Resch Center, Green Bay
2019-20 Men's Basketball

Game Time: 1:00 AM
Game Duration: 1:57
Attendance: 1,436

Officials: Luke Schurmer, Mike Kashinsky, Matt Morales

CSUN - 84

Record: 9-7

NO. Name	Min	FG	3P	FT	Rebounds	Fouls	TP	AS	TO	ST	Blocks	+/-
		M-A	M-A	M-A	OR DR TOT	PF					BS BA	
25 Jared Pearne	F 16:10	0-3	0-0	0-0	1 2 3	1 1	0	1	0	1	1	-10
30 Michael Ou	C 04:27	1-1	0-0	0-0	0 2 2	2 0	2	0	0	0	0	-11
3 Terrell Gomez	G 38:14	11-20	4-9	4-4	1 2 3	1 4	30	4	0	2	0	-5
10 Darius Brown II	G 37:11	8-12	0-1	2-2	0 3 3	2 3	18	7	2	3	0	0
32 Brendan Harrick	G 26:58	0-4	0-2	1-2	1 2 3	4 1	1	1	2	1	0	0
2 Elijah Harkless	19:04	4-5	2-2	2-2	0 2 2	4 5	12	3	5	1	0	-5
0 Lance Coleman II	33:12	6-10	5-8	0-0	3 5 8	2 1	17	2	5	0	0	17
15 Ron Artest III	24:44	2-4	0-0	0-0	0 5 5	3 1	4	0	4	0	3	6
Team					0 0 0							
Totals		32-59	11-22	9-10	6 23 29	19 16	84	18	8	4	2	-1

Shooting By Period	1st FG%	2nd FG%	3rd FG%	FT%	GM FG%
1st FG%	15-32 50.0%				
2nd FG%	4-10 40.0%				
3rd FG%	7-12 58.3%				
FT%	7-8 87.5%				
GM FG%	32-59 54.2%				
FT%	11-22 50.0%				
FT%	9-10 90.0%				
Dead Ball Rebounds:	0, 0				

Technical Fouls: NONE

Green Bay - 85

Record: 2-3

NO. Name	Min	FG	3P	FT	Rebounds	Fouls	TP	AS	TO	ST	Blocks	+/-
		M-A	M-A	M-A	OR DR TOT	PF					BS BA	
12 Josh McNair	F 21:10	3-5	0-0	1-3	2 3 5	2 5	7	0	1	3	0	11
33 Cody Schwartz	F 32:07	5-8	3-4	0-0	0 5 5	0 2	13	3	2	0	0	19
2 PJ Pipes	G 30:36	5-7	4-4	2-2	0 0 3	3 2	16	7	2	1	0	8
11 JayQuan McCloud	G 37:04	7-16	4-7	2-3	1 2 3	3 3	20	2	3	0	1	2
21 Kameron Hankerson	G 29:59	4-9	2-4	0-0	2 2 4	2 1	10	4	1	3	1	-1
1 Amari Davis	26:35	5-7	0-0	5-6	1 1 2	2 4	15	0	3	0	0	-5
13 Trevian Bell	08:36	0-2	0-2	2-2	0 1 1	1 2	2	1	2	0	0	-12
15 Manny Patterson	04:43	1-3	0-0	0-0	0 2 2	0 0	2	0	1	0	0	-11
30 Hunter Crist	06:04	0-0	0-0	0-0	0 2 2	0 0	0	1	0	1	0	-4
34 Will Chevalier	03:06	0-1	0-0	0-0	0 0 0	0 0	0	1	0	0	0	-7
Team					0 4 4		0					
Totals		30-58	13-21	12-16	6 22 28	16 19	85	18	17	8	2	4

Shooting By Period	1st FG%	2nd FG%	3rd FG%	FT%	GM FG%
1st FG%	15-32 50.0%				
2nd FG%	9-15 60.0%				
3rd FG%	3-5 60%				
FT%	4-6 66.7%				
GM FG%	30-58 51.7%				
FT%	13-21 61.9%				
FT%	12-16 75.0%				
Dead Ball Rebounds:	0, 0				

Technical Fouls: NONE

	CSUN	GB
Biggest lead	4 (2nd 5:45)	19 (1st 10:16)
Best Scoring Run	13 (2nd 18:41)	9 (1st 18:05)
Lead Changes	14	
Times Tied	4	
Time with Lead	05:13	33:31

Points from	CSUN	GB
Turnovers	24	23
Paint	32	22
Second Chance	3	8
Fast Breaks	25	14
Bench	33	19

Period by Period Scoring	1st	2nd	TOT
CSUN	38	46	84
GB	44	41	85



Official Basketball Box Score - Final
Colgate at Green Bay
11/27/19 Kress Center, Green Bay
2019-20 Men's Basketball

Game Time: 1:00 AM
Game Duration: 1:40
Attendance: 1,342

Officials: Peter Juzenas, Andy O'Brien, Michael Swoboda

Colgate - 99

Record: 4-3

NO. Name	Min	FG	3P	FT	Rebounds	Fouls	TP	AS	TO	ST	Blocks	+/-
		M-A	M-A	M-A	OR DR TOT	PF					BS BA	
10 Will Rayman	F 32:22	5-8	4-4	0-0	2 8 10	3 0	14	5	1	0	0	22
25 Rapolas Ivanauskas	F 32:35	4-8	0-2	1-1	0 10 10	2 1	9	6	3	0	0	19
0 Nelly Cummings	G 28:00	3-6	3-5	0-0	2 1 3	4 0	9	4	2	0	0	14
1 Jordan Burns	G 35:05	14-23	8-14	4-4	0 4 4	0 6	40	3	1	0	0	24
15 Tucker Richardson	G 31:15	7-9	3-4	1-1	0 1 1	2 3	18	7	2	0	0	15
13 Jack Ferguson	13:36	1-6	0-0	1 3 4	3 0	3	0	1	0	0	0	4
4 Ryan Moffatt	08:49	1-1	0-0	0-0	2 2 2	2 1	2	0	1	1	0	2
5 David Maynard	06:57	0-0	0-0	0-0	0 0 0	1 0	0	0	0	0	0	0
2 Zach Light	02:13	0-0	0-0	0-0	0 0 0	1 0	0	0	0	0	0	-2
14 Keegan Records	07:37	2-2	0-0	0-0	1 0 1	3 0	4	0	0	0	2	-6
23 Milan Williams	01:31	0-0	0-0	0-0	0 0 0	0 0	0	0	0	0	0	-2
Team					2 3 5		0					
Totals		37-63	19-35	6-6	8 32 40	21 11	99	25	12	1	3	2

Shooting By Period	1st FG%	2nd FG%	3rd FG%	FT%	GM FG%
1st FG%	21-34 61.8%				
2nd FG%	13-23 56.5%				
3rd FG%	4-4 100%				
FT%	6-12 50.0%				
GM FG%	37-63 58.7%				
FT%	19-35 54.3%				
FT%	6-6 100.0%				
Dead Ball Rebounds:	0, 0				

Technical Fouls: NONE

Green Bay - 81

Record: 2-4

NO. Name	Min	FG	3P	FT	Rebounds	Fouls	TP	AS	TO	ST	Blocks	+/-
		M-A	M-A	M-A	OR DR TOT	PF					BS BA	
12 Josh McNair	F 19:36	3-5	0-0	0-4	0 1 1	3 4	6	1	1	2	1	0
33 Cody Schwartz	F 27:26	3-6	2-4	1-1	0 2 2	1 1	9	4	0	1	1	-18
2 PJ Pipes	G 28:46	4-8	1-4	5-5	0 2 2	3 3	14	3	0	1	0	-15
11 JayQuan McCloud	G 32:26	5-12	4-8	0-0	3 3 3	1 1	14	5	2	0	0	-14
21 Kameron Hankerson	G 28:33	4-10	1-3	0-0	0 4 4	0 3	9	2	0	2	0	-13
13 Trevian Bell	22:44	3-6	0-0	2-2	3 1 4	0 2	8	0	2	1	0	-14
1 Amari Davis	24:51	6-15	0-0	7-8	0 1 1	2 5	19	2	0	2	0	-12
30 Hunter Crist	04:44	0-0	0-0	0-0	0 0 0	0 0	0	0	0	0	0	-2
15 Manny Patterson	08:30	0-2	0-0	2-2	3 2 5	1 2	2	0	0	0	0	1
34 Will Chevalier	02:24	0-0	0-0	0-0	0 0 0	0 0	0	0	0	0	0	2
Team					2 2 4		0					
Totals		28-64	8-19	17-22	8 18 26	11 21	81	17	5	9	2	-18

Shooting By Period	1st FG%	2nd FG%	3rd FG%	FT%	GM FG%
1st FG%	12-30 40.0%				
2nd FG%	4-10 40.0%				
3rd FG%	9-10 90%				
FT%	16-34 47.1%				
GM FG%	28-64 43.8%				
FT%	8-19 42.1%				
FT%	17-22 77.3%				
Dead Ball Rebounds:	0, 0				

Technical Fouls: NONE

	Col	GB
Biggest lead	25 (1st 1:23)	0 (1st 20:00)
Best Scoring Run	10 (1st 11:51)	8 (2nd 1:55)
Lead Changes	0	
Times Tied	0	
Time with Lead	39:47	00:00

Points from	Col	GB
Turnovers	4	10
Paint	32	30
Second Chance	15	4
Fast Breaks	2	12
Bench	9	29

Period by Period Scoring	1st	2nd	TOT
Col	59	40	99
GB	37	44	81



Official Basketball Box Score - Final
Green Bay at Montana State
12/01/19 Worthington Arena, Bozeman
2019-20 Men's Basketball

Game Time: 1:00 AM
Game Duration: 1:40
Attendance: 3,023

Officials: Doran Gotschall, D.G. Nelson, Jeff Woolen

Green Bay - 98

Record: 3-4

NO. Name	Min	FG	3P	FT	Rebounds	Fouls	TP	AS	TO	ST	Blocks	+/-
		M-A	M-A	M-A	OR DR TOT	PF					BS BA	
12 Josh McNair	F 22:36	6-6	0-0	1-2	1 1 2	3 3	13	2	0	1	0	20
33 Cody Schwartz	F 30:10	5-8	3-6	0-0	0 7 7	1 2	13	3	1	2	0	28
1 Amari Davis	G 28:14	13-18	0-0	2-2	1 6 7	4 3	28	3	0	1	0	16
2 PJ Pipes	G 25:01	2-5	1-4	0-2	0 3 3	2 1	5	2	1	0	0	28
11 JayQuan McCloud	G 32:07	6-12	4-8	2-2	0 3 3	2 2	18	6	2	2	0	30
30 Hunter Crist	15:19	1-1	0-0	1-2	0 1 1	3 1	3	1	0	0	0	-1
13 Trevian Bell	18:16	3-8	0-1	2-3	1 2 3	3 3	8	0	0	1	0	7
15 Manny Patterson	08:58	0-0	0-0	0-0	1 1 1	2 0	0	1	1	0	0	-3
21 Kameron Hankerson	17:15	4-7	2-3	0-0	1 2 3	1 0	10	1	0	1	0	6
34 Will Chevalier	02:04	0-0	0-0	0-0	0 0 0	0 0	0	0	0	0	0	-3
Team					0 1 1		0					
Totals		40-65	10-22	8-13	4 27 31	20 15	98	21	8	8	0	26

Shooting By Period	1st FG%	2nd FG%	3rd FG%	FT%	GM FG%
1st FG%	13-30 43.3%				
2nd FG%	4-9 44.4%				
3rd FG%	5-8 62.5%				
FT%	8-13 61.5%				
GM FG%	40-65 61.5%				
FT%	10-22 45.5%				
FT%	8-13 61.5%				
Dead Ball Rebounds:	4, 0				

Technical Fouls: NONE

Montana State - 72

Record: 5-3

NO. Name	Min	FG M-A	3P M-A	FT M-A	Rebounds OR DR TOT	Fouls PF FO	TP	AS	TO	ST	Blocks BS BA	+/-
11 Ladan Ricketts	F 28:08	3-7	2-6	0-0	0 2 2	1 0	8	0	0	0	0	-24
13 Jubrile Belo	F 19:50	4-6	0-0	1-2	0 2 2	3 1	9	0	2	0	0	-9
31 Devin Kirby	C 33:06	2-4	0-0	2-3	4 5 9	1 3	6	2	1	1	0	-21
4 Amin Adamu	G 20:25	5-7	0-1	0-0	0 3 3	3 13	3	1	3	0	0	-1
4 Harold Frey	G 35:31	4-10	4-7	7-7	0 7 7	1 7	15	5	4	2	0	-30
00 Zeke Quinlan	15:09	3-7	1-4	2-2	0 1 1	3 4	9	2	2	0	0	-19
15 Mychael Paulo	19:45	1-7	1-3	0-0	1 1 2	0 0	3	1	0	0	0	-16
10 Caleb Bellach	09:45	1-4	1-3	1-2	0 0 0	1 4	0	0	0	0	0	-2
23 Zach Hobbs	11:40	0-1	0-1	0-0	0 0 0	1 0	0	2	1	0	0	2
3 Finn Finley	06:41	1-2	1-2	2-2	0 0 0	2 1	5	0	0	0	0	-6
Team					0 22 22	0 0	0	0	0	0	0	
Totals		24-55	6-24	18-21	5 22 27	10 20	72	13	14	3	0	-26

2019-20 GREEN BAY MEN'S BASKETBALL - GAME 18: VS MILWAUKEE (1.11.20) - @GBPHOENIXMBB

Green Bay (3-6) -vs- Eastern Illinois (5-4) 12/07/19 at Charleston, Ill. (Lantz Arena)

Date: 12/07/19
Time: 3:20 pm
Attendance: 1488
Site: Charleston, Ill. (Lantz Arena)
Referee: Kenneth Moreland, Greg Gerritsen, Ron Gengenbacher

Score By Period	1	2	Total
Green Bay	32	48	80
Eastern Illinois	56	37	93

Green Bay 80

#	Player	GS	MIN	FG	3PT	FT	ORB-DRB	REB	PF	A	TO	BLK	STL	PTS
11	McCloud,JayQuan	*	32	4-14	2-7	7-7	3-4	7	3	2	3	0	2	17
22	Pipes,PJ	*	31	2-8	2-5	7-7	0-1	1	3	1	2	0	3	13
33	Schwartz,Cody	*	25	3-8	1-4	2-2	1-1	2	1	2	0	1	0	9
01	Davis,Amari	*	18	2-4	0-0	1-2	0-0	0	4	0	2	0	2	5
12	McNair,Josh	*	9	1-1	0-0	1-1	0-2	2	1	0	0	1	2	3
21	Hankerson,Kameron		29	6-10	1-2	2-2	2-1	3	2	1	1	0	0	15
13	Bell,Trevan		20	4-10	2-5	0-0	0-2	2	3	1	2	0	0	10
34	Chevalier,Will		9	2-3	1-2	1-2	1-0	1	0	0	0	0	0	6
30	Crist,Hunter		18	1-1	0-0	0-0	1-0	1	2	3	3	0	2	2
15	Patterson,Manny		9	0-0	0-0	0-0	0-0	0	1	0	2	0	0	0
TM TEAM			0	0-0	0-0	0-0	0-2	2	0	0	0	0	0	0
Totals			200	25-59	9-25	21-23	8-13	21	20	10	15	2	11	80

Team Summary	FG	3PT	FT
First Half	11-34 32.35 %	5-14 35.71 %	5-7 71.43 %
Second Half	14-25 56.00 %	4-11 36.36 %	16-16 100.00 %
Total	25-59 42.4 %	9-25 36.0 %	21-23 91.3 %

Technical Fouls: (2) TEAM Second Chance Points: 8 Scores Tied: 0 times(s) Points In the Paint: 20 Fast Break Points: 8
Lead Changed: 1 times(s) Points off Turnovers: 25 Bench Points: 33 Largest Lead: 4 1st-17:47

Eastern Illinois 93

#	Player	GS	MIN	FG	3PT	FT	ORB-DRB	REB	PF	A	TO	BLK	STL	PTS
35	DIXON, George	*	31	10-14	0-0	4-5	7-6	13	4	0	1	3	1	24
03	SMITH, Mack	*	28	7-9	3-4	7-9	0-2	2	2	0	0	0	0	24
22	WALLACE, Josiah	*	27	3-7	1-2	4-4	0-3	3	0	2	5	0	0	11
32	MATLOCK, JaQualis	*	31	4-5	1-2	0-0	2-0	2	2	1	2	0	0	9
04	JOHNSON, Marvin	*	20	3-6	0-1	0-0	0-4	4	4	6	4	0	2	6
25	DEANG, DEANG		22	4-7	2-4	2-2	0-4	4	1	5	4	0	1	12
05	SMITH, Shareef		11	2-4	1-2	0-0	0-0	0	2	0	1	0	0	5
02	SKIPPER-BROWN,Jordan		17	1-3	0-0	0-2	2-4	6	1	2	3	1	1	2
12	DUFFUS, Dondre		11	0-1	0-1	0-1	0-3	3	0	1	1	0	0	0
01	CHARLES, Kashawn		2	0-0	0-0	0-0	0-0	0	1	0	0	0	0	0
TM	TEAM		0	0-0	0-0	0-0	2-1	3	0	0	0	0	0	0
Totals		-	200	34-56	8-16	17-23	13-27	40	17	21	4	5	93	

Team Summary	FG	3PT	FT
First Half	21-34 61.76 %	5-10 50.00 %	9-15 60.00 %
Second Half	13-22 59.09 %	3-6 50.00 %	8-8 100.00 %
Total	34-56 60.7 %	8-16 50.0 %	17-23 73.9 %

Technical Fouls: none Second Chance Points: 14 Scores Tied: 0 times(s) Points In the Paint: 40 Fast Break Points: 4
Lead Changed: 2 times(s) Points off Turnovers: 21 Bench Points: 19 Largest Lead: 26 2nd-19:10



Official Basketball Box Score - Final
Evansville at Green Bay
12/15/19 Resch Center, Green Bay
2019-20 Men's Basketball

Game Time: 12:00 AM
Game Duration: 1:57
Attendance: 1,392



Official Basketball Box Score - Final
Concordia Chicago at Green Bay
12/19/19 Kress Center, Green Bay
2019-20 Men's Basketball

Game Time: 1:00 AM
Game Duration: 1:48
Attendance: 1,392
Officials: John Washo, Mike Kasprisky, Donnie Olson

Evansville - 72

NO.	Name	Min	FG	3P	FT	Reb	Fouls	TP	AS	TO	ST	BS	+/-			
13	DeAndre Williams	F 33:04	7-8	1-2	7-8	4	8	12	4	7	22	3	2	1	0	7
35	John Hall	F 24:50	5-9	2-5	0-0	0	2	2	0	0	12	1	0	0	1	2
2	Artur Labinowicz	G 27:08	3-12	1-3	0-0	1	4	5	3	2	7	2	0	1	1	2
20	Sam Gunillef	G 28:29	2-11	0-7	2-2	0	3	3	2	2	6	1	2	1	0	0
33	K.J. Riley	G 26:11	1-6	0-0	1-1	2	8	10	3	4	3	3	5	1	0	4
30	Noah Frederking	15:37	3-8	3-6	2-2	1	1	2	1	1	11	0	0	0	0	16
1	Marcus Henderson	07:26	1-5	1-5	0-0	1	2	3	0	0	3	1	1	0	0	6
5	Shamar Givance	15:33	1-1	1-1	2-4	0	1	1	1	2	5	2	0	4	0	14
10	Evan Kuhlman	11:11	1-1	1-1	0-0	0	2	2	0	3	1	1	0	0	0	14
42	Peace Ilegomah	03:29	0-0	0-0	0-0	0	0	0	1	0	0	0	0	0	0	4
3	Jawaun Newton	07:02	0-2	0-1	0-2	0	1	1	1	1	0	1	1	0	0	1-8
Team							2		1		0		1			
Totals			24-63	10-31	14-19	11	33	44	18	19	72	15	13	8	3	10

1st FG: 15-32 46.9%

3PT: 8-17 47.1%

FT: 6-6 100%

2nd FG: 9-31 29.0%

3PT: 2-14 14.3%

FT: 8-13 61.5%

GM FG: 24-63 38.1%

3PT: 10-31 32.3%

FT: 14-19 73.7%

Dead Ball Rebounds: 73.7%

Technical Fouls:Williams 1st5:13Kuhlman 1st0:23

Green Bay - 62

NO.	Name	Min	M.A	M.A	M.A	OR	DR	TO	FF	TP	AS	TO	ST	BS	BA	+/-
33	Cody Schwartz	F 22:45	0-4	0-3	0-0	0	3	3	1	0	0	1	0	0	0	-4
1	Amari Davis	G 27:43	6-15	0-0	5-7	3	3	6	5	5	17	0	2	1	0	-11
2	PJ Pipes	G 30:16	4-9	3-5	2-2	0	7	7	2	1	13	1	3	0	1	-5
11	JayQuan McCloud	G 30:42	1-15	0-7	3-4	0	2	2	0	5	3	2	0	0	1	-3
21	Kameron Hankerson	G 29:44	6-10	1-3	0-0	0	3	3	2	0	13	1	2	1	1	-12
13	Trevian Bell	16:58	0-2	0-1	0-0	2	2	4	2	0	0	3	2	0	0	-9
30	Hunter Crist	15:47	1-2	0-0	2-5	0	3	3	3	4	2	1	0	0	0	-1
15	Manny Patterson	25:51	2-3	0-0	6-6	4	6	10	5	4	10	1	2	0	1	-5
34	Will Chevalier	00:14	0-0	0-0	0-0	0	0	0	0	0	0	0	0	0	0	0
Dead Ball Rebound: 3-3																
Team						1	2	0	0	0	0	0	0	0	0	0
Totals			20-60	4-19	18-24	10	30	40	20	16	62	8	15	5	3	-10

Technical Fouls:None

Biggest lead	EVA	GRB	Points from Turnovers	EVA	GRB	Period by Period Scoring
19 (2 nd 12:32)	0 (1 st 20:00)	9	6	1st	2nd	TOT
Best Scoring Run	10 (1 st 10:29)	13 (2 nd 7:45)	24	16		
Lead Changes	0		Second Chance	12	9	
Times Tied	1		Fast Breaks	12	7	
Time with Lead	37:49	00:00	Bench	22	14	



Official Basketball Box Score - Final
Green Bay at UCF
12/11/19 Addition Financial Arena, Orlando
2019-20 Men's Basketball

Game Time: 1:00 AM
Game Duration: 1:55
Attendance: 4,370
Officials: Ted Valentine, Chuck Jones, Matt Oblas

Green Bay - 66

Green Bay - 66			Record: 3-7														
NO.	Name	Min	FG M-A	3P M-A	FT M-A	Rebounds OR DR TOT	Fouls FF FO	TP	AS	TO	ST	Blocks BS BA	+/-				
33	Cody Schwartz	F 24:03	0-3	0-3	0-0	0	2	2	4	1	0	2	2	1	1	0	-14
1	Amari Davis	G 32:01	12-14	0-0	1-4	0	4	4	3	2	25	2	5	0	2	0	-5
2	PJ Pipes	G 35:07	3-6	0-2	1-1	1	3	4	2	7	4	1	3	0	0	0	-17
11	JayQuan McCloud	G 37:13	4-13	3-5	4-4	0	5	5	2	3	15	3	3	1	1	0	-11
13	Trevian Bell	G 16:50	0-6	0-1	0-0	0	1	1	1	0	0	1	0	0	0	0	-20
15	Manny Patterson	25:22	2-5	0-0	0	1	6	7	1	0	4	1	1	1	0	0	10
21	Kameron Hankerson	22:28	4-6	0-1	4-5	1	3	4	1	3	12	4	3	1	1	1	8
30	Hunter Crist	14:13	0-0	0-0	0-0	0	3	3	0	2	0	3	0	0	0	0	-10
34	Will Chevalier	02:43	1-1	1-1	0-0	0	0	0	0	0	0	0	0	0	0	0	-6
Team						1	1	2	0	0	0	0	0				
Totals			26-54	4-13	10-14	4	28	32	14	13	66	19	17	7	5	1	-13
Technical Fouls: 0-0																	
Shooting By Period																	
1ST		3PT		11-34		32.4%											
2ND		3PT		2-10		20.0%											
3RD		3PT		2-3		66.7%											
4TH		3PT		15-20		75.0%											
1ST		3PT		2-3		66.7%											
2ND		3PT		6-11		72.7%											
3RD		3PT		26-54		48.1%											
4TH		3PT		4-13		30.8%											
FT		3PT		10-14		71.4%											
Dead Ball Rebounds: 2-0																	

Technical Fouls:None

UCF - 79

No.	Name	Min	FG	3P	FT	Rebounds		Fouls	TP	AS	TO	ST	Blocks	BS	+/-	Shooting By Period				
						OR	DR									TOT	1st	2nd	3rd	
35	Collin Smith	F 22:15	7-11	0-0	0-1	0	3	3	5	4	14	1	3	0	0	0	4	31%	6-14	42.9%
3	Dre Fuller Jr.	G 24:20	4-12	2-4	0-0	3	4	7	2	0	10	3	0	0	0	1	6	FT%	4-6	66.7%
4	Cesar DeJesus	G 30:18	5-11	1-3	3-3	1	1	2	0	4	14	3	3	1	0	2	13	2nd FG%	16-38	42.1%
12	Dazon Ingram	G 31:50	1-7	0-2	4-4	3	3	6	2	4	6	5	4	1	0	2	1	3rd FG%	4-10	40.0%
22	Darin Green Jr.	G 28:28	3-8	2-5	2-3	0	0	0	0	1	10	0	0	0	0	0	6	FT%	5-6	83.3%
2	Matt Milton	15:52	3-5	2-3	0-0	0	4	4	1	0	8	0	1	3	0	0	13	GM FG%	30-67	44.8%
20	Frank Bertz	16:53	4-6	3-5	0-1	0	0	0	1	1	11	3	0	1	1	0	11	FT%	10-24	41.7%
5	Avery Diggs	11:46	2-3	0-0	0-0	0	3	3	0	0	4	0	1	0	0	0	10	3PT%	9-12	75.0%
13	Brandon Mahan	15:06	1-4	0-2	0-0	0	1	1	2	0	2	2	1	0	0	0	5	Dead Ball Rebounds: 1.0		
14	Ibrahim Famouke Domba	03:12	0-0	0-0	0-0	0	4	4	0	0	0	0	0	0	0	0	-4			
Team						4	3	7	0	0	79	17	13	6	1	5	13			
Totals			30-67	10-24	9-12	11	26	37	13	14	79	17	13	6	1	5	13			

Technical Fouls:None

Biggest lead	GRB	UCF	Points from Turnovers	GRB	UCF	Period by Period Scoring
3 (1 st 13:38)	16 (2 nd 16:21)	16	15	1st	2nd	TOT
Best Scoring Run	8 (1 st 13:38)	10 (1 st 10:12)	16	28	40	66
Lead Changes	4		Second Chance	3	10	
Times Tied	1		Fast Breaks	11	7	
Time with Lead	00:58	36:16	Bench	19	25	



Official Basketball Box Score - Final
Concordia Chicago at Green Bay
12/19/19 Kress Center, Green Bay
2019-20 Men's Basketball

Game Time: 1:00 AM
Game Duration: 1:48
Attendance: 1,392
Officials: John Washo, Mike Kasprisky, Donnie Olson

Concordia Chicago -

2019-20 GREEN BAY MEN'S BASKETBALL - GAME 18: VS MILWAUKEE (1.11.20) - @GBPHOENIXMBS



Official Basketball Box Score - Final
Green Bay at Northern Illinois
12/21/19 NU Convocation Center, DeKalb, IL
2019-20 Men's Basketball

Game Time: 7:00 PM
Game Duration: 1:54
Attendance: 1,123

Officials: Bryan Anstinger, Brad Claus, Ed Phillips

Green Bay - 85

Record: 5-8

NO. Name	Min	FG	3P	FT	OR	Reb	Fouls	TP	AS	TO	ST	Blocks	B/A	
		M-A	M-A	M-A	R	D	PF	FD				BS	BA	
15 Manny Patterson	F 26:42	7-10	0-0	1-2	2	2	4	1	1	15	2	0	1	-9
33 Cody Schwartz	F 30:12	4-8	3-4	0-0	1	8	9	2	0	11	2	0	1	1
1 Amari Davis	G 32:21	4-13	0-0	0-2	9	7	9	4	3	9	0	3	1	0
11 JayQuan McCloud	G 36:39	9-21	6-12	8-9	1	4	5	2	8	32	5	2	0	1
21 Kameron Hankerson	G 27:00	1-3	0-1	3-4	1	2	3	4	2	5	0	1	0	-2
30 Hunter Crist	23:49	1-1	1-1	0-0	0	1	1	1	1	3	4	0	1	0
34 Will Chevalier	12:57	3-5	3-4	0-0	0	5	5	0	0	9	0	0	0	10
4 Jiovanni Miles	02:00	0-0	0-0	0-0	0	0	0	1	0	0	1	0	0	0
13 Trevian Bell	08:20	1-2	0-0	0-0	0	2	2	2	1	2	1	0	0	0
Team					1	1	2	0	0	0	1			
Totals		30-63	13-22	12-17	8	32	40	17	16	85	19	8	4	2

Shooting By Period
1st FG% 17-32 53.1%
3PT% 7-12 58.3%
FT% 3-6 50%
2nd FG% 13-31 41.9%
3PT% 6-10 60.0%
FT% 9-11 81.8%
GM FG% 30-63 47.6%
3PT% 13-22 59.1%
FT% 12-17 70.6%
Dead Ball Rebounds: 2.0

Technical Fouls: NONE

Northern Illinois - 84

Record: 7-6

NO.	Name	Min	FG	3P	FT	Rebounds	Fouls	TP	AS	TO	ST	Blocks	BS	+/-
			M-A	M-A	M-A	OR DR TOT	PF	FD				BS	BA	
4	Lacey James	F 32:13	5-12	2-4	0-0	1 7 8	3	0	12	0	0	0	0	-5
11	Noah McCarthy	F 10:36	1-4	0-1	0-3	1 2 3	1	2	2	0	0	0	0	2
1	Trendon Hankerson	G 33:11	7-10	3-5	1-1	0 2 2	4	2	18	5	1	3	1	-3
2	Gairges Daow	G 10:52	0-0	0-0	0-0	1 1 2	2	0	0	1	0	0	0	8
10	Eugene German	G 30:10	8-18	1-5	4-8	1 2 3	1	7	21	6	2	0	0	-3
3	Justin Lee	08:27	1-1	0-0	0-0	0 0 0	0	0	2	0	1	0	0	1
5	Zaire Mateen	16:46	3-7	3-4	0-0	1 1 2	1	0	9	1	0	0	0	-5
23	Tyler Cochran	10:36	2-4	1-1	1-2	0 3 3	0	1	6	0	2	0	0	-1
24	Darius Beane	25:02	3-6	1-1	2-5	3 6 9	3	4	9	2	1	3	0	6
25	Nathan Scott	18:46	1-4	1-4	0-0	0 3 3	0	0	3	0	0	0	1	0
0	Chris Johnson	03:21	1-1	0-0	0-0	0 0 0	1	1	2	0	0	0	0	3
Team						2 1 3			0	0				
Totals			32-67	12-25	8-19	10 28 38	16	17	84	15	7	6	2	2

Shooting By Period
1st FG% 17-36 47.2%
3PT% 6-11 54.5%
FT% 2-7 28.6%
2nd FG% 15-31 48.4%
3PT% 6-14 42.9%
FT% 6-12 50%
GM FG% 32-67 47.8%
3PT% 12-25 48.0%
FT% 8-19 42.1%
Dead Ball Rebounds: 4.0

Technical Fouls: NONE

Biggest lead	UWGB	NIU
11 (2nd 16:39)	11 (1st 13:58)	
Best Scoring Run	10 (1st 0:40)	9 (1st 13:58)
Lead Changes	7	
Times Tied	3	
Time with Lead	21:08	17:51

Points from	UWGB	NIU
Turnovers	7	8
Paint	22	28
Second Chance	5	7
Fast Breaks	4	12
Bench	14	31

Period by Period Scoring			
	1st	2nd	TOT
UWGB	44	41	85
NIU	42	42	84

Green Bay (5-9, 0-1 HL) -vs- Wright State (11-3, 1-0 HL)
12/28/19 at Nutter Center

Date: 12/28/19
Time: 2:00 PM
Attendance: 4089
Site: Nutter Center
Referees: Mark Riggs, Steve Honacki, Andy O'Brien

Score By Period	1	2	Total
Green Bay	38	46	84
Wright State	44	46	90

Green Bay 84

#	Player	GS	MIN	FG	3PT	FT	ORB-DRB	REB	PF	A	TO	BLK	STL	PTS
01	Davis,Amari	*	22	6-11	0-1	6-8	0-1	1	5	0	2	0	1	18
21	Hankerson,Kameron	*	35	6-11	2-3	2-4	0-4	4	1	1	2	0	0	16
11	McCloud,JayQuan	*	24	4-13	4-9	4-5	0-4	4	4	5	1	0	1	16
33	Schwartz,Cody	*	18	2-6	0-2	0-0	1-5	6	1	3	1	1	0	4
15	Patterson,Manny	*	11	2-4	0-0	0-0	1-3	4	4	1	0	1	0	4
34	Chevalier,Will		18	4-6	3-5	0-0	0-0	0	3	0	0	0	0	11
02	Pipes,Pj		29	2-7	0-2	4-4	2-4	6	3	2	1	0	4	8
13	Bell,Trevian		16	2-3	0-1	0-0	0-0	0	3	0	0	0	1	4
04	Miles,Jiovanni		6	1-2	1-2	0-0	1-1	2	0	0	0	0	0	3
30	Crist,Hunter		21	0-1	0-1	0-0	1-1	2	4	0	1	0	0	0
TM	TEAM		2	0-0	0-0	0-0	0-0	0	0	0	0	0	0	0
Totals		-	200	29-64	10-26	16-21	6-23	29	28	12	8	2	7	84

Team Summary	FG	3PT	FT
First Half	13-31 41.94%	6-15 40.00%	6-9 66.67%
Second Half	16-33 48.48%	4-11 36.36%	10-12 83.33%
Total	29-64 45.3%	10-26 38.5%	16-21 76.2%

Technical Fouls: none Second Chance Points: 6 Scores Tied: 5 times(s) Points in the Paint: 16 Fast Break Points: 6
Lead Changed: 4 times(s) Points off Turnovers: 16 Bench Points: 26 Largest Lead: 5 2nd-08:09

Wright State 90

#	Player	GS	MIN	FG	3PT	FT	ORB-DRB	REB	PF	A	TO	BLK	STL	PTS
11	Love,Loudon	*	28	9-14	0-0	4-9	4-12	16	0	4	3	0	0	22
31	Gentry,Cole	*	37	6-10	3-6	6-6	1-2	3	1	4	0	0	0	21
01	Wampler,Bill	*	34	7-17	4-8	2-5	2-6	8	1	1	4	0	1	20
00	Hall,Jaylen	*	33	3-9	3-5	6-10	1-2	3	5	3	2	1	1	15
02	Holden,Tanner	*	19	1-3	0-0	1-2	3-1	4	3	0	3	0	0	3
03	Ash,Jordan		21	2-4	1-2	1-1	1-4	5	4	1	2	2	0	6
10	Calvin,Trey		17	1-5	0-4	1-2	1-0	1	0	1	0	0	0	3
21	Basile,Grant		7	0-1	0-0	0-0	1-0	1	2	1	1	1	0	0
23	Manns,James		4	0-1	0-0	0-0	1-0	1	0	1	0	0	0	0
TM	TEAM		0	0-0	0-0	0-0	3-5	8	0	0	0	0	0	0
Totals		-	200	29-64	11-25	21-35	18-32	50	16	16	15	4	2	90

Team Summary	FG	3PT	FT
First Half	14-33 42.42%	6-13 46.15%	10-17 58.82%
Second Half	15-31 48.39%	5-12 41.67%	11-18 61.11%
Total	29-64 45.3%	11-25 44.0%	21-35 60.0%

Technical Fouls: none Second Chance Points: 15 Scores Tied: 4 times(s) Points in the Paint: 32 Fast Break Points: 4
Lead Changed: 5 times(s) Points off Turnovers: 12 Bench Points: 9 Largest Lead: 13 1st-03:29



Official Basketball Box Score - Final
Green Bay at Northern Ky.
12/31/19 BBAT Arena, Highland Heights
2019-20 Men's Basketball

Game Time: 12:00 AM
Game Duration: 1:47
Attendance: 3,127

Officials: Rob Kuennen, Kelly Pfister, Brian McHugh

Green Bay - 73

Record: 6-9 (1-1)

No.	Name	Min	FG	3P	FT	Rebounds		Fouls	TP	AS	TO	ST	Blocks	+/-																																																																																																																																																																																																																																																																																																																																																																																																																																																																																																																																																																																																																																																																																																																																																																																																																																																																																																																																																																																																																																																																																																																																																																																																																					
			M-A	M-A	M-A	OR	DR	TOT	PF	FD					BS																																																																																																																																																																																																																																																																																																																																																																																																																																																																																																																																																																																																																																																																																																																																																																																																																																																																																																																																																																																																																																																																																																																																																																																																																				
15	Manny Patterson	F 29:58	6-8	0-1	3-4	6	4	10	2	4	15	1	0	0	0	0	0	0	0	0	0	0	0	0	0	0	0	0	0	0	0	0	0	0	0	0	0	0	0	0	0	0	0	0	0	0	0	0	0	0	0	0	0	0	0	0	0	0	0	0	0	0	0	0	0	0	0	0	0	0	0	0	0	0	0	0	0	0	0	0	0	0	0	0	0	0	0	0	0	0	0	0	0	0	0	0	0	0	0	0	0	0	0	0	0	0	0	0	0	0	0	0	0	0	0	0	0	0	0	0	0	0	0	0	0	0	0	0	0	0	0	0	0	0	0	0	0	0	0	0	0	0	0	0	0	0	0	0	0	0	0	0	0	0	0	0	0	0	0	0	0	0	0	0	0	0	0	0	0	0	0	0	0	0	0	0	0	0	0	0	0	0	0	0	0	0	0	0	0	0	0	0	0	0	0	0	0	0	0	0	0	0	0	0	0	0	0	0	0	0	0	0	0	0	0	0	0	0	0	0	0	0	0	0	0	0	0	0	0	0	0	0	0	0	0	0	0	0	0	0	0	0	0	0	0	0	0	0	0	0	0	0	0	0	0	0	0	0	0	0	0	0	0	0	0	0	0	0	0	0	0	0	0	0	0	0	0	0	0	0	0	0	0	0	0	0	0	0	0	0	0	0	0	0	0	0	0	0	0	0	0	0	0	0	0	0	0	0	0	0	0	0	0	0	0	0	0	0	0	0	0	0	0	0	0	0	0	0	0	0	0	0	0	0	0	0	0	0	0	0	0	0	0	0	0	0	0	0	0	0	0	0	0	0	0	0	0	0	0	0	0	0	0	0	0	0	0	0	0	0	0	0	0	0	0	0	0	0	0	0	0	0	0	0	0	0	0	0	0	0	0	0	0	0	0	0	0	0	0	0	0	0	0	0	0	0	0	0	0	0	0	0	0	0	0	0	0	0	0	0	0	0	0	0	0	0	0	0	0	0	0	0	0	0	0	0	0	0	0	0	0	0	0	0	0	0	0	0	0	0	0	0	0	0	0	0	0	0	0	0	0	0	0	0	0	0	0	0	0	0	0	0	0	0	0	0	0	0	0	0	0	0	0	0	0	0	0	0	0	0	0	0	0	0	0	0	0	0	0	0	0	0	0	0	0	0	0	0	0	0	0	0	0	0	0	0	0	0	0	0	0	0	0	0	0	0	0	0	0	0	0	0	0	0	0	0	0	0	0	0	0	0	0	0	0	0	0	0	0	0	0	0	0	0	0	0	0	0	0	0	0	0	0	0	0	0	0	0	0	0	0	0	0	0	0	0	0	0	0	0	0	0	0	0	0	0	0	0	0	0	0	0	0	0	0	0	0	0	0	0	0	0	0	0	0	0	0	0	0	0	0	0	0	0	0	0	0	0	0	0	0	0	0	0	0	0	0	0	0	0	0	0	0	0	0	0	0	0	0	0	0	0	0	0	0	0	0	0	0	0	0	0	0	0	0	0	0	0	0	0	0	0	0	0	0	0	0	0	0	0	0	0	0	0	0	0	0	0	0	0	0	0	0	0	0	0	0	0	0	0	0	0	0	0	0	0	0	0	0	0	0	0	0	0	0	0	0	0	0	0	0	0	0	0	0	0	0	0	0	0	0	0	0	0	0	0	0	0	0	0	0	0	0	0	0	0	0	0	0	0	0	0	0	0	0	0	0	0	0	0	0	0	0	0	0	0	0	0	0	0	0	0	0	0	0	0	0	0	0	0	0	0	0	0	0	0	0	0	0	0	0	0	0	0	0	0	0	0	0	0	0	0	0	0	0	0	0	0	0	0	0	0	0	0	0	0	0	0	0	0	0	0	0	0	0	0	0	0	0	0	0	0	0	0	0	0	0	0	0	0	0	0	0	0	0	0	0	0	0	0	0	0	0	0	0	0	0	0	0	0	0	0	0	0	0	0	0	0	0	0	0	0	0	0	0	0	0	0	0	0	0	0	0	0	0	0	0	0	0	0	0	0	0	0	0	0	0	0	0	0	0	0	0	0	0	0	0	0	0	0	0	0	0	0	0	0	0	0	0	0	0	0	0	0	0	0	0	0	0	0	0	0	0	0	0	0	0	0	0	0	0	0	0	0	0	0	0	0	0	0	0	0	0	0	0	0	0	0	0	0	0	0	0	0	0	0	0	0	0	0	0	0	0	0	0	0	0	0	0	0	0	0	0	0	0	0	0	0	0	0	0	0	0	0	0	0	0	0	0	0	0	0	0	0	0	0	0	0	0	0	0	0	0	0	0	0	0	0	0	0	0	0	0	0	0	0	0	0	0	0	0	0	0	0	0	0	0	0	0	0	0	0	0	0	0	0	0	0	0	0	0	0	0	0	0	0	0	0	0	0	0	0	0	0	0	0	0	0	0	0	0	0	0	0	0	0	0	0	0	0	0	0	0	0	0	0	0	0	0	0	0	0	0	0	0	0	0	0	0	0	0	0	0	0	0	0	0	0	0	0	0	0	0	0	0	0	0	0	0	0	0	0	0	0	0	0	0	0	0	0	0	0	0	0	0	0	0	0	0	0	0	0	0	0	0	0	0	0	0	0	0	0	0	0	0	0	0	0	0	0	0	0	0	0	0	0	0	0	0	0	0	0	0	0	0	0	0	0	0	0	0	0	0	0	0	0	0	0	0	0	0	0	0	0	0	0	

Shooting By Period
1st FG% 13-26 50.0%
3PT% 5-9 55.6%
FT% 3-6 50%
2nd FG% 14-31 45.2%
3PT% 2-8 25.0%
FT% 9-11 81.8%
GM FG% 27-57 47.4%
3PT% 7-17 41.2%
FT% 12-16 75.0%
Dead Ball Rebounds: 3.0

Technical Fouls: NONE

Northern Ky. - 59

Record: 9-5 (1-1)

NO.	Name	Min	FG	3P	FT	Rebounds	Fouls	TP	AS	TO	ST	Blocks	+/-
			M-A	M-A	M-A	OR DR TOT	PF	FD				BS BA	
4	Adrian Nelson	F 21:08	1-1	0-0	0-2	0 6 6	2 2	2	0	1	1	1	0 -28
5	Bryson Langdon	G 29:46	3-6	1-4	2-2	0 2 2	4 1	9	4	1	1	0	0 -14
12	Trevon Faulkner	G 34:25	3-14	2-5	2-2	1 1 2	2 1	10	0	2	1	0	0 -14
15	Tyler Sharpe	G 30:43	3-10	0-3	0-1	0 3 3	1 5	6	0	1	2	0	1 -23
30	Bryant Mccoby	G 11:23	0-5	0-4	2-2	3 2 5	2 2	2	0	3	0	0	0 -12
1	Adham Eleeda	12:29	1-3	1-3	0-0	0 1 1	1 1	3	0	0	0	0	0 0
11	Jalen Tate	18:33	5-10	0-4	1-1	1 1 2	2 3	11	3	3	0	0	0 -6
00	Silas Adheke	18:52	1-1	0-0	0-1	3 3 6	4 1	2	0	0	0	1	0 14
3	Tre Cobbs	13:39	4-7	0-1	1-2	1 0 1	3 1	9	1	0	0	0	0 6
14	Karl Harris	05:45	1-1	0-0	0-0	1 1 2	0 0	2	0	0	0	1	0 2
2	Paul Djoko	03:17	1-3	1-2	0-0	1 0 1	0 0	3	1	0	0	0	0 5
Team						2 2 4		0	0				
Totals			23-61	5-26	8-13	13 22 35	21 17	59	9	11	6	2 2	14

Shooting By Period
1st FG

2019-20 GREEN BAY MEN'S BASKETBALL - GAME 18: VS MILWAUKEE (1.11.20) - @GBPHOENIXMBB



Official Basketball Box Score - Final
IUPUI at Green Bay
01/09/20 Resch Center, Green Bay
2019-20 Men's Basketball

Game Time: 7:00 PM
Game Duration: 1:49
Attendance: 1,666

Officials: Steve McJunkins, Jerry Scherzinger, Dan Dorian

IUPUI - 93

Record: 5-12 (1-3)

NO. Name	Min	FG M-A	3P M-A	FT M-A	Rebounds OR DR TOT	Fouls PF FO	TP	AS	TO	ST	Blocks BS BA	+/-
32 Eliyah Goss	F 32:07	4-9	0-0	5-8	6 11 17	4 4	13	1	2	0	1 1	9
00 Jaylen Minnett	G 40:00	8-15	6-10	9-9	0 3 3	1 5	31	6	1	1	0 0	15
13 Isalah Williams	G 10:13	1-2	0-0	0-0	0 4 4	4 0	2	2	1	1	0 1	14
14 Marcus Burk	G 37:34	10-21	4-9	3-3	0 6 6	1 3	27	2	4	2	0 0	12
23 Grant Weatherford	G 30:42	5-9	3-5	0-0	0 6 6	3 1	13	2	3	0	0 0	14
10 Mike DePersia	31:33	1-5	1-3	0-0	2 3 5	4 2	3	8	1	1	0 0	1
30 Zo Tyson	14:18	2-2	0-0	0-0	0 1 1	1 1	4	1	0	1	0 0	6
2 Jamil Jackson	03:33	0-1	0-1	0-0	0 0 0	1 0	0	0	0	0	0 0	4
Team					3 0 3		0					
Totals		31-64	14-28	17-20	11 34 45	19 16	93	22	12	6	1 2	15

Technical Fouls: NONE

Shooting By Period	1st FG%	2nd FG%	3rd FG%	GM FG%
1st FG%	18-33 54.5%			
2nd FG%	8-16 50.0%			
3rd FG%	9-11 81.8%			
FT%	6-12 50.0%			
FT%	8-9 88.9%			
GM FG%	31-64 48.4%			
3PT%	14-28 50.0%			
FT%	17-20 85.0%			

Dead Ball Rebounds: 2, 0

Green Bay - 78

Record: 7-10 (2-2)

NO. Name	Min	FG M-A	3P M-A	FT M-A	Rebounds OR DR TOT	Fouls PF FO	TP	AS	TO	ST	Blocks BS BA	+/-
15 Manny Patterson	F 22:53	4-9	0-0	4-5	3 3 6	2 4	12	1	3	0	1 1	-13
33 Cody Schwartz	F 13:09	2-4	1-2	0-0	0 1 1	1 1	5	1	0	0	0 0	-10
1 Amari Davis	G 28:14	4-9	0-0	2-4	1 3 4	1 5	10	2	1	0	0 0	-25
11 JayQuan McCloud	G 26:06	1-11	0-6	2-2	0 3 3	2 1	4	5	3	1	0 0	-29
21 Kameron Hankerson	G 10:55	1-5	0-1	0-0	1 1 2	1 0	2	0	1	0	0 0	-8
2 PJ Pipes	31:59	6-12	6-12	0-0	2 6 8	1 2	18	3	1	0	0 0	1
13 Trevian Bell	12:05	1-4	0-1	0-0	0 2 2	0 1	2	3	0	0	1 0	-5
30 Hunter Crist	16:05	1-4	1-2	2-3	1 0 1	3 1	5	4	0	1	0 0	7
34 Will Chevalier	17:07	2-4	1-2	0-0	0 0 0	2 0	5	2	1	0	0 0	-2
12 Josh McNair	13:53	4-6	0-0	4-5	2 2 4	1 4	12	0	1	0	0 0	1
4 Jiovanni Miles	07:34	1-1	1-1	0-0	0 0 0	2 0	3	0	0	0	0 0	8
Team					2 2 4		0					
Totals		27-69	10-27	14-19	12 23 35	16 19	78	21	11	2	2 1	-15

Technical Fouls: NONE

	IUP	GRB	Points from	IUP	GRB	Period by Period Scoring
Biggest lead	25 (2 nd 8:36)	0 (1 st 20:00)	Turnovers	18	7	1st 2nd TOT
Best Scoring Run	9 (1 st 14:38)	7 (2 nd 1:48)	Paint	28	24	IUP 53 40 93
Lead Changes	0		Second Chance	6	16	GRB 38 40 78
Times Tied	1		Fast Breaks	15	9	
Time with Lead	38:52	00:00	Bench	7	45	



Official Basketball Box Score - Final
Milwaukee at Green Bay
01/10/20 Resch Center, Green Bay
2019-20 Men's Basketball

Game Time: 12:00 AM
Game Duration: 2:03
Attendance: 2,494

Officials: Ed Phillips, Bryan Anstinger, John Washo

Milwaukee - 87

Record: 9-9 (3-3)

NO. Name	Min	FG M-A	3P M-A	FT M-A	Rebounds OR DR TOT	Fouls PF FO	TP	AS	TO	ST	Blocks BS BA	+/-
5 C.J. Wilbourn	F 24:36	3-4	0-0	1-3	3 3 6	2 4	7	1	2	1	0 0	-2
13 Courtney Brown Jr.	F 23:30	2-5	1-4	0-0	0 2 2	4 0	5	0	0	0	0 0	11
1 DeAndre Abram	G 27:56	1-5	0-1	4-4	0 3 3	3 2	6	0	1	1	1 0	1
3 TeJon Lucas	G 33:53	9-13	4-6	9-10	1 4 5	4 9	31	5	3	3	1 0	6
20 Darius Roy	G 35:30	9-16	4-6	1-3	1 3 4	2 1	23	4	4	1	0 0	9
24 Josh Thomas	33:09	4-10	2-3	1-3	1 6 7	2 4	11	2	4	0	1 0	2
4 Will Sessoms	08:41	2-4	0-0	0-0	1 1 2	2 1	4	1	0	0	1 0	5
10 Arturo Bingham	06:07	0-2	0-1	0-0	0 0 0	2 0	0	0	1	0	0 0	-1
12 Amir Allen	06:38	0-1	0-0	0-0	1 0 1	1 0	0	0	1	0	0 1	2
Team					2 4 6		0					
Totals		30-60	11-21	16-23	10 26 36	22 21	87	13	16	6	4 1	7

Technical Fouls: NONE

Shooting By Period	1st FG%	2nd FG%	3rd FG%	GM FG%
1st FG%	15-33 45.5%			
2nd FG%	5-12 41.7%			
3rd FG%	5-7 71.4%			
FT%	15-27 55.6%			
FT%	6-9 66.7%			
GM FG%	30-60 50.0%			
3PT%	11-21 52.4%			
FT%	16-23 69.6%			

Dead Ball Rebounds: 3, 0

Green Bay - 80

Record: 7-11 (2-3)

NO. Name	Min	FG M-A	3P M-A	FT M-A	Rebounds OR DR TOT	Fouls PF FO	TP	AS	TO	ST	Blocks BS BA	+/-
15 Manny Patterson	F 21:09	3-5	0-0	2-3	3 1 4	1 3	8	0	1	0	1 0	-7
1 Amari Davis	G 37:07	11-21	0-0	6-6	3 3 6	3 4	28	1	3	3	0 1	-3
2 PJ Pipes	G 19:12	0-6	0-2	1-2	1 0 1	3 2	1	3	0	0	0 1	-2
11 JayQuan McCloud	G 33:53	6-11	2-6	9-11	0 5 5	4 10	23	6	2	1	0 0	-4
21 Kameron Hankerson	G 26:24	2-6	1-2	0-0	0 1 1	2 0	5	3	2	2	0 1	-5
12 Josh McNair	19:56	1-6	0-0	0-0	3 4 7	1 1	2	1	2	1	0 0	-9
30 Hunter Crist	10:15	0-1	0-0	2-2	0 2 2	1 0	2	1	0	0	0 0	-5
33 Cody Schwartz	13:44	3-5	0-1	0-0	1 5 6	1 1	6	2	2	0	0 0	3
13 Trevian Bell	18:20	1-1	1-1	2-2	0 0 0	5 1	5	0	0	0	0 0	-3
Team					0 3 3		0					
Totals		27-62	4-12	22-26	11 24 35	21 22	80	17	13	7	1 4	-7

Technical Fouls: NONE

	MKE	GB	Points from	MKE	GB	Period by Period Scoring
Biggest lead	12 (2 nd 18:02)	6 (1 st 16:48)	Turnovers	15	14	1st 2nd TOT
Best Scoring Run	11 (1 st 7:01)	6 (1 st 16:48)	Paint	34	24	MKE 40 47 87
Lead Changes	1		Second Chance	7	7	GB 31 49 80
Times Tied	1		Fast Breaks	11	14	
Time with Lead	29:42	08:10	Bench	15	15	

2019-20 COMBINED STATISTICS



2019-20 Green Bay Men's Basketball Combined Team Statistics All games

Page 1/1
as of Jan 15, 2020

Game Records

Record	Overall	Home	Away	Neutral
ALL GAMES	7-11	4-4	3-7	0-0
CONFERENCE	2-3	1-2	1-1	0-0
NON-CONFERENCE	5-8	3-2	2-6	0-0

Score by Periods

Team	1st	2nd	OT	TOT
Green Bay	688	786	0	1474
Opponents	746	709	0	1455

Team Box Score

No.	Player				Total		3-Point		F-Throw		Rebounds											
		GP-GS	MIN	AVG	FG-FGA	FG%	3FG-FGA	3FG%	FT-FTA	FT%	OFF	DEF	TOT	AVG	PF	DQ	A	TO	BLK	STL	PTS	AVG
1	DAVIS, Amari	18-12	475:24	26.4	121-227	.533	0-5	.000	50-77	.649	16	50	66	3.7	52	3	27	31	2	20	292	16.2
11	MCCLOUD, JayQuan	18-18	574:21	31.9	82-234	.350	41-125	.328	66-75	.880	13	71	84	4.7	39	1	81	38	3	16	271	15.1
2	PIPES, Pj	16-11	455:19	28.5	60-127	.472	33-73	.452	30-35	.857	9	44	53	3.3	41	2	39	18	1	25	183	11.4
21	HANKERSON, Kameron	18-14	464:03	25.8	75-163	.460	18-47	.383	14-21	.667	16	43	59	3.3	28	0	44	27	4	19	182	10.1
33	SCHWARTZ, Cody	17-13	386:51	22.8	49-106	.462	21-55	.382	18-20	.900	11	60	71	4.2	22	0	33	16	9	12	137	8.1
12	MCNAIR, Josh	12-9	207:47	17.3	33-55	.600	0-0	.000	13-26	.500	19	30	49	4.1	29	0	11	19	5	14	79	6.6
15	PATTERSON, Manny	18-10	283:04	15.7	45-78	.577	1-3	.333	23-31	.742	41	57	98	5.4	32	1	8	18	10	5	114	6.3
99	USE, Don't	1-0	12:56	12.9	2-2	1.000	2-2	1.000	0-0	.000	1	1	2	2.0	4	0	2	0	0	1	6	6.0
13	BELL, Trevian	17-1	288:41	17.0	28-86	.326	6-29	.207	13-16	.813	11	25	36	2.1	29	1	13	23	4	7	75	4.4
34	CHEVALIER, Will	16-0	143:27	9.0	23-44	.523	17-34	.500	5-9	.556	3	26	29	1.8	13	0	6	7	2	2	68	4.3
4	MILES, Giovanni	5-0	41:39	8.3	6-10	.600	4-6	.667	1-1	1.000	1	3	4	0.8	4	0	4	0	0	1	17	3.4
30	CRIST, Hunter	18-1	256:04	14.2	14-30	.467	3-11	.273	19-29	.655	5	25	30	1.7	30	0	40	14	0	11	50	2.8
10	HEMPHILL, ShanQuan	1-1	10:25	10.4	0-1	.000	0-0	.000	0-0	.000	0	1	1	1.0	1	0	0	2	0	2	0	0.0
Team											19	32	51					5				
Total		18	3600		538-1163	.463	146-390	.374	252-340	.741	165	468	633	35.2	324	8	308	218	40	135	1474	81.9
Opponents		18	3600		525-1128	.465	180-468	.385	225-323	.697	188	501	689	38.3	316	3	281	274	47	99	1455	80.8

Team Statistics

	GB	OPP
Scoring	1474	1455
Points per game	81.9	80.8
Scoring margin	+1.1	-
Field goals-att	538-1163	525-1128
Field goal pct	.463	.465
3 point fg-att	146-390	180-468
3-point FG pct	.374	.385
3-pt FG made per game	8.1	10.0
Free throws-att	252-340	225-323
Free throw pct	.741	.697
F-Throws made per game	14.0	12.5
Rebounds	633	689
Rebounds per game	35.2	38.3
Rebounding margin	-3.1	-
Assists	308	281
Assists per game	17.1	15.6
Turnovers	218	274
Turnovers per game	12.1	15.2
Turnover margin	+3.1	-
Assist/turnover ratio	1.4	1.0
Steals	135	99
Steals per game	7.5	5.5
Blocks	40	47
Blocks per game	2.2	2.6
Winning streak	0	-
Home win streak	0	-
Attendance	13584	69127
Home games-Avg/Game	8-1698	10-6913
Neutral site-Avg/Game	-	0-0

Team Results

Date	Opponent		Score	Att.
11/06/2019	at Purdue	L	57-79	14804
11/09/2019	Wis.-Stout	W	115-64	1541
11/13/2019	at New Mexico	L	78-93	10137
11/21/2019	at Wisconsin	L	70-88	16837
11/25/2019	CSUN	W	85-84	1436
11/26/2019	Colgate	L	81-99	1342
11/30/2019	at Montana St.	W	98-72	3023
12/04/2019	at Xavier	L	71-84	10129
12/07/2019	at Eastern Ill.	L	80-93	1488
12/10/2019	at UCF	L	66-79	4370
12/14/2019	Evansville	L	62-72	1924
12/18/2019	Concordia Chicago	W	126-64	1057
12/21/2019	at Northern Ill.	W	85-84	1123
12/28/2019	at Wright St.	L	84-90	4089
12/30/2019	at Northern Ky.	W	73-59	3127
01/03/2020	UIC	W	85-71	2124
01/05/2020	IUPUI	L	78-93	1666
01/11/2020	Milwaukee	L	80-87	2494

2019-20 HORIZON LEAGUE ONLY COMBINED STATISTICS

Game Records

Record	Overall	Home	Away	Neutral
ALL GAMES	2-3	1-2	1-1	0-0
CONFERENCE	2-3	1-2	1-1	0-0
NON-CONFERENCE	0-0	0-0	0-0	0-0

Score by Periods

Team	1st	2nd	OT	TOT
Green Bay	174	226	0	400
Opponents	190	210	0	400

Team Box Score

No.	Player				Total		3-Point		F-Throw		Rebounds												
		GP-GS	MIN	AVG	FG-FGA	FG%	3FG-FGA	3FG%	FT-FTA	FT%	OFF	DEF	TOT	AVG	PF	DQ	A	TO	BLK	STL	PTS	AVG	
1	DAVIS, Amari	5-5	152:18	30.5	33-72	.458	0-3	.000	19-26	.731	5	13	18	3.6	14	1	9	8	0	5	85	17.0	
11	MCCLOUD, JayQuan	5-5	157:47	31.6	18-54	.333	9-31	.290	24-27	.889	2	23	25	5.0	14	0	28	8	0	5	69	13.8	
2	PIPES, Pj	5-1	140:32	28.1	19-43	.442	12-26	.462	9-10	.900	6	16	22	4.4	15	1	10	4	0	8	59	11.8	
15	PATTERSON, Manny	5-5	100:29	20.1	17-30	.567	0-1	.000	9-12	.750	15	17	32	6.4	11	0	3	4	3	0	43	8.6	
21	HANKERSON, Kameron	5-5	132:48	26.6	16-39	.410	5-12	.417	3-6	.500	4	16	20	4.0	8	0	10	10	0	3	40	8.0	
33	SCHWARTZ, Cody	5-4	74:39	14.9	11-25	.440	3-10	.300	6-6	1.000	2	14	16	3.2	4	0	9	3	2	0	31	6.2	
34	CHEVALIER, Will	4-0	48:40	12.2	8-14	.571	6-11	.545	0-1	.000	0	5	5	1.3	7	0	2	2	1	0	22	5.5	
12	MCNAIR, Josh	3-0	42:08	14.0	6-14	.429	0-0	.000	4-5	.800	7	8	15	5.0	3	0	1	3	0	1	16	5.3	
30	CRIST, Hunter	5-0	72:32	14.5	3-11	.273	1-5	.200	11-13	.846	2	5	7	1.4	13	0	6	3	0	1	18	3.6	
13	BELL, Trevian	5-0	63:22	12.7	4-11	.364	1-5	.200	2-2	1.000	1	3	4	0.8	9	1	4	3	2	2	11	2.2	
4	MILES, Jiovanni	3-0	14:44	4.9	2-3	.667	2-3	.667	0-0	.000	1	1	2	0.7	2	0	0	0	0	0	6	2.0	
Team											3	8	11					2					
Total		5	1000		137-316	.434	39-107	.364	87-108	.806	48	129	177	35.4	100	3	82	50	8	25	400	80.0	
Opponents		5	1000		141-309	.456	47-121	.388	71-109	.651	60	142	202	40.4	100	2	70	68	13	25	400	80.0	

Team Statistics

	GB	OPP
Scoring	400	400
Points per game	80.0	80.0
Scoring margin	0.0	-
Field goals-att	137-316	141-309
Field goal pct	.434	.456
3 point fg-att	39-107	47-121
3-point FG pct	.364	.388
3-pt FG made per game	7.8	9.4
Free throws-att	87-108	71-109
Free throw pct	.806	.651
F-Throws made per game	17.4	14.2
Rebounds	177	202
Rebounds per game	35.4	40.4
Rebounding margin	-5.0	-
Assists	82	70
Assists per game	16.4	14.0
Turnovers	50	68
Turnovers per game	10.0	13.6
Turnover margin	+3.6	-
Assist/turnover ratio	1.6	1.0
Steals	25	25
Steals per game	5.0	5.0
Blocks	8	13
Blocks per game	1.6	2.6
Winning streak	0	-
Home win streak	0	-
Attendance	6284	7216
Home games-Avg/Game	3-2095	2-3608
Neutral site-Avg/Game	-	0-0

Team Results

Date	Opponent		Score	Att.
12/28/2019	at Wright St.	L	84-90	4089
12/30/2019	at Northern Ky.	W	73-59	3127
01/03/2020	UIC	W	85-71	2124
01/05/2020	IUPUI	L	78-93	1666
01/11/2020	Milwaukee	L	80-87	2494