

GREEN BAY BASKETBALL

18 NCAA TOURNAMENT APPEARANCES • 23 CONFERENCE CHAMPIONSHIPS • 16 HORIZON LEAGUE TOURNAMENT CHAMPIONSHIPS



VICTORIA
INVITATIONAL



NOVEMBER 28-30

CITY OF LANGFORD

UNIVERSITY OF VICTORIA'S CARSA PERFORMANCE GYM

GREEN BAY RECORD ABROAD

OVERALL RECORD: 12-5

CURRENT STREAK: Green Bay, Loss 1

LAST MATCHUP: ..Nov. 25, 2017, Lost to Mississippi State 46-67

PHOENIX OVERALL

2019-20 RECORD 3-2

2018-19 HORIZON LEAGUE RECORD 15-3

LEADING SCORER Frankie Wurtz (15.8 PPG)

LEADING REBOUNDER Frankie Wurtz (5.8 RPG)

LEADER IN ASSISTS Meghan Pingel (5.0 APG)

HEAD COACH Kevin Borseth

STREAM: FLOSPORTS

RADIO: 107.5 FM / 1400 AM (THE FAN)

(Play-By-Play: Matt Pauley)

2019-20 PHOENIX STATS

No.	Player				Total		3-Point		F-Throw		Rebounds																			
		GP-GS	MIN	AVG	FG-FGA	FG%	3FG-FGA	3FG%	FT-FTA	FT%	OFF	DEF	TOT	AVG	PF	DQ	A	TO	BLK	STL	PTS	AVG								
3	WURTZ, Frankie	5-5	157:45	31.6	30-70	.429	12-29	.414	7-9	.778	9	20	29	5.8	16	3	10	5	0	7	79	15.8								
4	HIBNER, Caitlyn	5-5	140:41	28.1	26-45	.578	7-21	.333	11-16	.688	5	21	26	5.2	15	1	3	11	0	3	70	14.0								
32	MURPHY, Karly	5-5	134:36	26.9	29-63	.460	0-1	.000	6-9	.667	8	21	29	5.8	10	0	10	7	1	4	64	12.8								
25	ROBSON, Lyndsey	5-4	153:18	30.7	12-29	.414	5-18	.278	21-26	.808	3	9	12	2.4	11	0	20	5	2	3	50	10.0								
52	WOLF, Madison	5-0	101:47	20.4	18-33	.545	0-0	.000	3-8	.375	9	20	29	5.8	7	0	7	8	5	3	39	7.8								
44	DIER, Anna	5-1	105:59	21.2	14-22	.636	2-9	.222	3-4	.750	4	5	9	1.8	9	0	4	2	1	3	33	6.6								
14	PINGEL, Meghan	5-5	170:12	34.0	11-30	.367	2-8	.250	7-10	.700	1	16	17	3.4	14	0	25	14	0	13	31	6.2								
10	BRECHT, Anna	5-0	68:47	13.8	6-16	.375	1-8	.125	11-14	.786	1	6	7	1.4	4	0	5	0	1	1	24	4.8								
11	GALLASOVÁ, Patricia	3-0	16:55	5.6	1-4	.250	0-3	.000	0-0	.000	2	0	2	0.7	3	0	4	1	0	2	2	0.7								
Team												10	8	18					6											
Total		5	1050		147-312	.471	29-97	.299	69-96	.719	52	126	178	35.6	89	4	88	59	10	39	392	78.4								
Opponents		5	1050		112-289	.388	52-148	.351	65-93	.699	54	121	175	35.0	107	-	74	86	24	32	341	68.2								

2019-20 SCHEDULE

Date	Opponent	Time
Nov. 6	at Central Michigan	W, 111-105 2OT
Nov. 9	SOUTH DAKOTA	L, 60-66
Nov. 16	MISSOURI	W, 72-64
Nov. 19	MARQUETTE	L, 60-47
Nov. 23	at Chicago State	W, 102-46
Nov. 28	BOWLING GREEN	1:00 PM
Nov. 29	MISS ST/SAN FRANCISCO	TBD
Nov. 30	TBD	TBD
Dec. 7	DEPAUL	1:00 PM
Dec. 13	at Maine	6:00 PM
Dec. 15	at Marist	11:00 AM
Dec. 21	SOUTH DAKOTA STATE	4:00 PM
Dec. 28	NORTHERN KENTUCKY*	1:00 PM
Dec. 30	WRIGHT STATE*	7:00 PM
Jan. 4	MILWAUKEE*	1:00 PM
Jan. 9	at Oakland*	6:00 PM
Jan. 11	at Detroit Mercy*	12:00 PM
Jan. 17	IUPUI*	7:00 PM
Jan. 19	UIC*	1:00 PM
Jan. 24	at Youngstown State*	6:00 PM
Jan. 26	at Cleveland State*	1:00 PM
Jan. 30	at Wright State*	6:00 PM
Feb. 1	at Northern Kentucky*	1:00 PM
Feb. 8	at Milwaukee*	2:00 PM
Feb. 14	DETROIT MERCY*	7:00 PM
Feb. 16	OAKLAND*	1:00 PM
Feb. 21	at UIC*	11:00 AM
Feb. 23	at IUPUI*	1:00 PM
Feb. 27	CLEVELAND STATE*	TBD
Feb. 29	YOUNGSTOWN STATE*	2:00 PM
Mar. 3-10	TBD (HL TOURNAMENT)	TBD

Home games are in bold

* Horizon League contest

ATHLETICS COMMUNICATIONS

Media Contact: Stephen Wagner

Email: wagners@uwgb.edu

Office: 920.465.5759

Cell: 920.366.6785

Twitter: @GBPhoenix - @GBPhoenixWBB

2019-20 PHOENIX NOTES

BASKETBALL ABROAD

Green Bay has fared pretty well in tournaments outside of the contiguous United States, posting an all-time record of 12-5. Most recently, the Phoenix took flight to Cancun in the 2017-18 season a picked up wins over Columbia and Arizona State before falling to Mississippi State. This trip marks Green Bay's first time visiting Canada. In matchups outside the reach of the United States, Green Bay's all-time record is 7-2.

ATTACKING FROM ALL ANGLES

Five games into the season and Green Bay has received 20-point scoring efforts from three different members of the team. Karly Murphy opened the season with a 30-point performance at Central Michigan, followed by a 24-point outburst from Frankie Wurtz against South Dakota. Followed by Caitlyn Hibner hitting the 20-point mark in a victory over Missouri and doing so again with 26 points at Chicago State. All four performance were career highs, with Hibner surpassing her career best on two separate occasions.

STAYING STRONG AGAINST THE SEC

Only two programs from the SEC have taken the floor on Carol's Court within the friendly confines of the Kress Center, and Green Bay has emerged victorious in both meetings. Most recently, the Phoenix took down Mizzou, 72-64, and moved to 4-1 all-time against the Tigers. Prior to that pairing, GB played host to Vanderbilt on Nov. 21, 2015 and defeated the Commodores 58-56.

HIBNER HEATING UP

Redshirt junior Caitlyn Hibner had a career day on Saturday, Nov. 16 as the Phoenix took down a tough SEC program in Mizzou, 72-64. The guard scored a then-career-high 20 points and pulled down seven rebounds, both of which were team highs. The Horizon League honored the Wisconsin native by naming her Player of the Week, marking back-to-back awards to start the season for Green Bay. Karly Murphy collected the same honor in the first week of play. Hibner bested her career mark a week later at Chicago State, scoring 26 points and pulling down 11 rebounds to notch new career highs and the second double-double of her career.

NEW YEAR, NEW LOOK?

Green Bay has made a name for itself as a perennial defensive powerhouse, causing headaches for opposing offenses on a regular basis. Last season, the Phoenix ranked fourth in the country in scoring defense and allowed only 51.9 points per game. The year prior to that, GB led the entire nation and surrendered a lowly 47.4 PPG. In Green Bay's first pairing, Central Michigan scored 105 points and became only the second team in history to surpass the century mark against the formidable Phoenix defense. GB still managed to escape with the win, pouring in 111 points of its own which marked the second-highest total in program history. The Phoenix surpassed the century mark once again in a win over Chicago State, marking the first time in program history GB has scored 100 points multiple times in the same season.

MIGHTY MID-MAJORS

Green Bay has taken the floor against two of the top-ranked mid-major programs in the country to start off 2019-20, defeating No. 12 Central Michigan 111-105 on the road in double overtime and falling at home to No. 1 South Dakota, 66-60.

PRESEASON PROMINENCE

The Green Bay women's basketball team is no stranger to high expectations, with this year being no exception. The Phoenix is favored in the Horizon League's preseason poll for the 12th-consecutive season, sharing the title with defending champion Wright State.

FABULOUS FRANKIE

Frankie Wurtz was the lone GB member recognized on the preseason all-league teams, receiving a first-team nod from conference. Wurtz returns to the roster after leading Green Bay in scoring in 2018-19, averaging 10.5 points per game. She is the first player to return to the roster after leading the team in scoring since Allie LeClaire accomplished the same feat in 2015-16. Despite missing games due to injury, Wurtz was still able to lead the Phoenix in three-pointers made with 41.

TOURNAMENT TESTS

Green Bay will be tested early and often this season, as its non-conference slate currently features seven opponents who advanced to the NCAA Tournament last season, with Central Michigan (W, 111-105), South Dakota (L, 60-66), Missouri (W, 72-64), Marquette (L, 60-47), DePaul (Dec. 7), Maine (Dec. 13) and South Dakota State (Dec. 21) all punching their tickets in 2019. The Phoenix also has the potential to take the court against additional NCAA Tournament teams based on results in the Victoria Invitational.

KEY RETURNERS

Green Bay was plagued by injuries a season ago and returns a number of key players in 2019-20. Caitlyn Hibner is poised to make a strong comeback after sitting out all of 2018-19 with an injury. Karly Murphy will also be gracing the floor once again for the Phoenix after suffering an injury in the season opener last year, causing her to miss the remainder of the season. Murphy impressed as a redshirt freshman in 2017-18, averaging 7.4 PPG and 4.1 RPG in league play.

OPENING ON THE ROAD

Green Bay opened the regular season on the road for the first time since 2014-15, as the team traveled to Central Michigan for a pairing with the Chippewas. The Phoenix came away with a victory in the matchup and won its season opener for the 11th time in 12 years.

PHOENIX FRESH FACES

Green Bay welcomes three true-freshman to the 2019-20 roster, all from the state of Wisconsin. Cassie Schiltz resides from the local town of Luxemburg, where she was a three-time first team all-conference selection and the Northeastern Conference Offensive Player of the Year. Julia Hartwig joins the Phoenix from Janesville where she was also a 2x first team all-conference selection and an all-state honoree in 2017-18. Brooklyn

Blackburn found her way to the squad from Milwaukee and also earned first team all-conference honors in high school.

WINNING TRADITION

Green Bay secured its 42nd-consecutive winning season last year and trails only Tennessee (45) for the longest active streak in the nation. During that span, GB also pieced together a stretch of 20-straight conference titles and made 18 NCAA Tournament appearances. The Phoenix also secured its 20th-consecutive 20-plus win season in 2018-19, a streak dating back to 1999-00.

WINNING....SINCE THE BEGINNING

The Green Bay women's basketball team is one of three Division I women's basketball programs that has had a winning record every year since the NCAA took over administration of women's college athletics in the fall of 1981. Essentially, the Phoenix has never had a losing record in the NCAA era. The only two other programs to accomplish the same feat are Tennessee and Georgia.

DEFENSIVE DOMINATION

Green Bay has received national acclaim year after year for its defensive prowess, with the most recent campaign being no exception. In 2018-19, the Phoenix ranked fourth in the country in scoring defense - allowing a lowly 51.9 points per game. GB also ranked sixth in the nation in field-goal percentage defense, holding opponents to 33.9% from the field.

RETURNING OFFENSE

Green Bay returns over 60% of its offense from last season, highlighted by leading scorer Frankie Wurtz who averaged 10.5 PPG. Not included in that number are Karly Murphy and Caitlyn Hibner, who both missed the majority of last year due to injury.

COURT AND CLASSROOM COMBO

The Green Bay women's basketball team was named to the WBCA Academic Top 25 for the fifth-straight season this summer, coming in at No. 8 with a 3.64 team GPA. The Phoenix was dubbed champions of the classroom in 2016-17 and 2017-18 after owning the highest GPA in the nation through those two seasons.

SUCCESS FROM LONG RANGE

Green Bay enjoyed success from long range on both ends of the floor last season, owning league-best marks in three-point field goal percentage (34.1%) and three-point field goal percentage defense (27.3%).

BORSETH BREAKING BARRIERS

Head coach Kevin Borseth has enjoyed numerous successes throughout his coaching career. Last season, Borseth surpassed 700 total wins and 400 wins with Green Bay. His 716 career wins ranks 19th all-time among DI women's basketball coaches. He also ranks inside the nation's top 10 in career wins among active DI coaches. Due in large part to Borseth's leadership, Green Bay is also featured in the nation's top 10 for winningest college basketball programs in the country. The Phoenix is one of only 12 teams to reach more than 1,000 wins, doing so in only 46 seasons.

GREEN BAY


2019 - 20 GREEN BAY WOMEN'S BASKETBALL



#0 HAILEY OSKEY
SO. / G / 5-10 / SEYMOUR, WIS.
CAREER HIGHS
PTS: 20 at Detroit Mercy (1.18.19)
REBS: 7 (2x) L: vs IUPUI (1.26.19)
ASTS: 5 at Cleveland State (2.17.19)




#1 CASSIE SCHILTZ
FR. / G / 5-11 / LUXEMBURG, WIS.
CAREER HIGHS
PTS:
REBS:
ASTS:




#3 FRANKIE WURTZ
RSR. / G / 5-8 / KIMBERLY, WIS.
CAREER HIGHS
PTS: 24 vs South Dakota (11.9.19)
REBS: 12 (2x) L: vs South Dakota (11.9.19)
ASTS: 5 (2x) L: vs YSU (3.11.19)




#4 CAITLYN HIBNER
RJR. / G / 6-0 / PORTAGE, WIS.
CAREER HIGHS
PTS: 26 at Chicago State (11.23.19)
REBS: 11 at Chicago State (11.23.19)
ASTS: 6 at Detroit Mercy (1.18.18)



#10 ANNA BRECHT
RSO. / G / 6-0 / SIOUX FALLS S.D.
CAREER HIGHS
PTS: 14 at Chicago State (11.23.19)
REBS: 5 vs NKU (2.7.19)
ASTS: 2 (2x) L: vs South Dakota (11.09.19)




#11 PATRICIA GALLASOVA
RFR. / G / 5-9 / PRAGUE, CZECH REPUBLIC
CAREER HIGHS
PTS: 2 at Chicago State (11.23.19)
REBS: 1 vs Marquette (11.19.19)
ASTS: 4 at Chicago State (11.23.19)




#14 MEGHAN PINGEL
RJR. / G / 5-8 / SUN PRAIRIE, WIS.
CAREER HIGHS
PTS: 12 at CMU (11.6.19)
REBS: 6 at CMU (11.6.19)
ASTS: 9 (2x) L: at Chicago State (11.23.19)



#25 LYNDSY ROBSON
JR. / G/F / 6-1 / BURNSVILLE, MINN.
CAREER HIGHS
PTS: 18 (2x) L: at Chicago State (11.23.19)
REBS: 9 vs Detroit Mercy (2.23.19)
ASTS: 8 at Chicago State (11.23.19)




#32 KARLY MURPHY
RSO. / F / 6-1 / RIVER FALLS, WIS.
CAREER HIGHS
PTS: 30 at CMU (11.6.19)
REBS: 12 vs Marquette (12.1.17)
ASTS: 4 (2x) L: vs IUPUI (1.15.18)



#35 JULIA HARTWIG
FR. / F / 6-2 / IANESVILLE, WIS.
CAREER HIGHS
PTS:
REBS:
ASTS:




#42 MACKENZIE WOLF
RSR. / F/C / 6-4 / KOHLER, WIS.
CAREER HIGHS
PTS: 15 vs Detroit Mercy (2.23.19)
REBS: 6 (3x) L: at Cleveland St. (2.17.19)
ASTS: 2 (5x) L: vs WSU (3.12.19)



#44 ANNA DIER
RJR. / F / 6-0 / ALGOMA, WIS.
CAREER HIGHS
PTS: 10 at CMU (11.6.19)
REBS: 5 vs Detroit Mercy (2.23.19)
ASTS: 2 (3x) L: at UIC (1.7.17)



#45 BROOKLYN BLACKBURN
FR. / F / 6-0 / MILWAUKEE, WIS.
CAREER HIGHS
PTS:
REBS:
ASTS:



#52 MADISON WOLF
RSR. / F/C / 6-3 / KOHLER, WIS.
CAREER HIGHS
PTS: 17 at Oakland (1.20.19)
REBS: 12 (2x) L: vs YSU (1.12.19)
ASTS: 5 at Milwaukee (12.28.18)

COACHING STAFF

HEAD COACH:

KEVIN BORSETH, 33RD SEASON, 17TH with Green Bay

ASSISTANT COACHES:

SARAH BRONK, CLYDE MANNS AND MEGAN VOGEL

DIRECTOR OF PLAYER DEVELOPMENT:

NELLIE SCHAFER

GREEN BAY

BASKETBALL

2019-20 GREEN BAY PHOENIX WOMEN'S BASKETBALL

NUMERICAL ROSTER

No.	Name	Pos.	Ht.	Yr.	Hometown/High School
0	Hailey Oskey	G	5-10	So.	Seymour, Wis. / Seymour
1	Cassie Schiltz	G	5-11	Fr.	Luxemburg, Wis. / Luxemburg-Casco
3	Frankie Wurtz	G	5-8	R-Sr.	Kimberly, Wis. / Kimberly
4	Caitlyn Hibner	G	6-0	R-Jr.	Portage, Wis. / Portage
10	Anna Brecht	G	6-0	R-So.	Sioux Falls, S.D. / Lincoln
11	Patricia Gallasová	G	5-9	R-Fr.	Prague, Czech Republic /
14	Meghan Pingel	G	5-8	R-Jr.	Sun Prairie, Wis. / Lakeside Lutheran
25	Lyndsey Robson	G/F	6-1	Jr.	Burnsville, Minn. / Apple Valley
32	Karly Murphy	F	6-1	R-So.	River Falls, Wis. / River Falls
35	Julia Hartwig	F	6-2	Fr.	Janesville, Wis. / Janesville Parker
42	Mackenzie Wolf	F/C	6-4	R-Sr.	Kohler, Wis. / Sheboygan North
44	Anna Dier	F	6-0	R-Jr.	Algoma, Wis. / Algoma
45	Brooklyn Blackburn	F	6-0	Fr.	Milwaukee, Wis. / Wauwatosa East
52	Madison Wolf	F/C	6-3	R-Sr.	Kohler, Wis. / Sheboygan North

ALPHABETICAL ROSTER

No.	Name	Pos.	Yr.	Ht.	Hometown/High School
10	Anna Brecht	G	6-0	R-So.	Sioux Falls, S.D. / Lincoln
45	Brooklyn Blackburn	F	6-0	Fr.	Milwaukee, Wis. / Wauwatosa East
44	Anna Dier	F	6-0	R-Jr.	Algoma, Wis. / Algoma
11	Patricia Gallasová	G	5-9	R-Fr.	Prague, Czech Republic /
35	Julia Hartwig	F	6-2	Fr.	Janesville, Wis. / Janesville Parker
4	Caitlyn Hibner	G	6-0	R-Jr.	Portage, Wis. / Portage
32	Karly Murphy	F	RSo.	6-1	River Falls, Wis./River Falls
0	Hailey Oskey	G	5-10	So.	Seymour, Wis. / Seymour
14	Meghan Pingel	G	5-8	R-Jr.	Sun Prairie, Wis. / Lakeside Lutheran
25	Lyndsey Robson	G/F	6-1	Jr.	Burnsville, Minn. / Apple Valley
1	Cassie Schiltz	G	5-11	Fr.	Luxemburg, Wis. / Luxemburg-Casco
42	Mackenzie Wolf	F/C	6-4	R-Sr.	Kohler, Wis. / Sheboygan North
52	Madison Wolf	F/C	6-3	R-Sr.	Kohler, Wis. / Sheboygan North
3	Frankie Wurtz	G	5-8	R-Sr.	Kimberly, Wis. / Kimberly

COACHING AND SUPPORT STAFF

Head Coach: Kevin Borseth, 33rd Season (17th Overall with GB)

Assistant Coach: Clyde Manns, 1st Season

Assistant Coach: Sarah Bronk, 13th Season

Assistant Coach: Megan Vogel, 7th Season

Director of Player Development: Nellie Schafer

Athletic Trainer: Missy Florine

Director of Athletics Communications: Stephen Wagner


KEVIN BORSETH

Seventh Season (17th season at Green Bay) • 404-107
33rd Season Overall • 716-277

Kevin Borseth enters his 33rd season as a head coach in 2019-20 and 17th overall with the Phoenix. He owns one of the best records in all of college basketball at 713-275. Borseth ranks 19th all time among division I women's basketball coaches in total wins and 10th among active coaches as he prepares for the 2019-20 campaign.

Borseth's overall record at Green Bay stands at 401-105 entering the 2019-20 season and 217-25 in the Horizon League. In 21 seasons as a D-I head coach with stops at Green Bay and the University of Michigan, Borseth is 488-177.

Borseth returned to Green Bay in the Spring of 2012 after spending five seasons as the head coach at the University of Michigan, where he compiled a 87-73 record in five seasons after taking over a program that had won just 21 games in the prior three seasons combined and led the Wolverines to 19 wins and a postseason berth in his first season in 2007-08. Borseth led the Wolverines to three postseasons, including a trip to the NCAA Tournament in 2012, the program's first since 2000-01.



In Borseth's second stint with Green Bay, the Phoenix has six regular season championships and advanced to the NCAA Tournament in five of its seven postseason appearances.

Under Borseth's watch from 1998-2007, Green Bay advanced to the postseason in all nine seasons, including seven trips to the NCAA Tournament. The Phoenix also won the regular season conference championship in each of his nine seasons at the helm, beginning a stretch that currently stands at 14.

All told, the 33-year head coaching veteran has an impressive record of 713-275 in his stints at Michigan Tech (1987-1998), Green Bay (1998-2007, 2012-pres.) and Michigan (2007-2012).

During his time at Green Bay, Borseth was named the conference coach of the year seven times and led the program to its first two NCAA Tournament victories with wins over Washington in 2003 and New Mexico in 2007.

Borseth coached a number of the most legendary players in the program's



storied history, including the top three all-time leading scorers, Chari Nordgaard, Nicole Soulis and Mehryn Kraker. He also recruited recent standouts Celeste Hoewisch, Kayla Tetschlag and Julie Wojta to Green Bay and coached Hoewisch during her redshirt campaign in 2006-07.

Borseth graduated from Lake Superior State University in Sault Ste. Marie, Mich., in 1976 with a bachelor's degree in business administration. As a member of the Laker basketball roster, Borseth helped his team to a 27-3 record over two years as well as a 1976 NAIA championship berth. Prior to his time at LSSU, Borseth attended Gogebic Community College and played for the Samson basketball team.

Borseth and his wife Connie have five children; KC, Kayla, Carli, Kaitlyn and Kale. Bio updated at start of season.

Year	Team	Overall	Conference	Postseason
1998-99	Green Bay	19-10 .655	13-1 .929	NCAA First Round
1999-00	Green Bay	21-9 .700	12-2 .857	NCAA First Round
2000-01	Green Bay	22-9 .710	12-2 .857	WNIT
2001-02	Green Bay	24-7 .774	15-1 .938	NCAA First Round
2002-03	Green Bay	28-4 .875	15-1 .938	NCAA Second Round
2003-04	Green Bay	23-8 .742	13-3 .813	NCAA First Round
2004-05	Green Bay	27-4 .871	15-1 .938	NCAA First Round
2005-06	Green Bay	23-7 .767	14-2 .875	WNIT
2006-07	Green Bay	29-4 .879	16-0 1.000	NCAA Second Round
Green Bay Totals (First Stint)		216-62 .777	125-13 .906	
2007-08	Michigan	19-14 .576	9-9 .500	WNIT Quarterfinals
2008-09	Michigan	10-20 .333	3-15 .167	None
2009-10	Michigan	21-14 .600	8-10 .444	WNIT Semifinals
2010-11	Michigan	17-13 .567	10-6 .625	WNIT First Round
2011-12	Michigan	20-12 .625	8-8 .500	NCAA First Round
Michigan Totals		87-73 .544	38-48 .442	
2012-13	Green Bay	29-3 .906	16-0 1.000	NCAA Tournament
2013-14	Green Bay	22-10 .688	13-3 .813	WNIT First Round
2014-15	Green Bay	28-5 .848	15-1 .938	NCAA First Round
2015-16	Green Bay	28-5 .848	16-2 .889	NCAA First Round
2016-17	Green Bay	27-6 .818	15-3 .833	NCAA First Round
2017-18	Green Bay	29-4 .879	16-2 .889	NCAA First Round
2018-19	Green Bay	22-10 .714	15-3 .833	WNIT First Round
2019-20	Green Bay	3-2 1.000	---	---
Green Bay Totals (Second Stint)		188-45 .811	106-14 .883	
Overall (Green Bay)		404-107 .792	219-27 .896	
Overall (Division I)		491-180 .733	254-76 .769	

THE LAST TIME GREEN BAY...

Scored 100 points

102 at Chicago State (11/23/19)

Scored 90 points

102 at Chicago State (11/23/19)

Had 50 rebounds

56 vs. YSU (2/11/16)

Hit 10-plus three-pointers

10 vs Cleveland State (3/6/19)

Had 20-plus assists

29 at Chicago State (11/23/19)

Shot 50-plus percent from the field

.567 (38-67) at Chicago State (11/23/19)

Shot 50-plus percent from three

.571 (8-14) at Wright State (1/3/19)

Shot 80-plus percent from the free-throw line

.917 (22-24) at Chicago State (11/23/19)

Won five or more consecutive games

7 (2/17/19-3/11/19)

Won 10 or more consecutive games

11 (1/6/18-2/10/18)

HAD A PLAYER...

Score 30 points

30 by Karly Murphy (at Central Michigan, 11/6/19)

Score 25 points

26 by Caitlyn Hibner (at Chicago State, 11/23/19)

Score 20 points

26 by Caitlyn Hibner (at Chicago State, 11/23/19)

Make 10 field goals

10 by Caitlyn Hibner (at Chicago State, 11/23/19)

Have a double-double

Caitlyn Hibner (26 pts., 11 rebs.) at Chicago State (11/23/19)

Have 15 rebounds

15 by Jessica Lindstrom (at YSU, 2/17/18)

Have 10 assists

10 by Megan Lukan (at Milwaukee, 2/14/15)

Have five steals

5 by Meghan Pingel (vs Missouri, 11/16/19)

Have five blocks

6 by Nicole Soulis (vs. Detroit, 2/18/06)

Play 40 or more minutes

49, by Meghan Pingel at Central Michigan (11/6/19)

MID-MAJOR TOP 25

RECORDS UPDATED WITH POLL*

1. South Dakota (30)	5-0
2. Gonzaga (1)	3-1
3. Drake.....	4-1
4. Missouri State.....	5-1
5. Princeton	5-1
6. BYU	2-1
7. FGCU	5-1
8. James Madison	5-1
9. Marist	5-0
10. Green Bay	3-2
11. Ohio	4-1
12. Penn.....	4-0
13. South Dakota State	3-2
14. Northern Iowa	5-0
15. Lehigh	5-0
16. Wright State.....	3-1
17. Abilene Christian.....	4-0
18. Belmont	3-2
19. Buffalo	4-2
20. Drexel.....	3-2
21. Pacific.....	3-1
22. UTA	4-0
23. Santa Clara	3-2
24. Rider	3-2
25. IUPUI.....	2-2

2019-20 NOTABLES

SEASON CAREER

Double-Doubles

Frankie Wurtz	1	2
Karly Murphy	1	1
Caitlyn Hibner	1	2
Madison Wolf	0	1

Double-Figure Scoring

Frankie Wurtz	4	29
Karly Murphy	4	14
Lyndsey Robson	3	13
Caitlyn Hibner	3	8
Meghan Pingel	1	2
Anna Dier	1	1
Madison Wolf	1	14
Anna Brecht	1	1
Mackenzie Wolf	0	6
Hailey Oskey	0	8

20-Point Games

Caitlyn Hibner	2	2
Karly Murphy	1	2
Frankie Wurtz	1	2
Hailey Oskey	0	1

30-Point Games

Karly Murphy	1	2
--------------------	---	---

Games as Leading Scorer

Frankie Wurtz	2	17
Karly Murphy	1	4
Caitlyn Hibner	2	3
Hailey Oskey	0	3
Lyndsey Robson	0	4
Mackenzie Wolf	0	2
Madison Wolf	0	1

Double-Figure Rebounding

Karly Murphy	0	1
Caitlyn Hibner	1	2
Frankie Wurtz	1	2
Madison Wolf	0	8

Games as Steals Leader (Season Only - includes ties)

Caitlyn Hibner	2
Karly Murphy	1
Frankie Wurtz	3
Meghan Pingel	3
Lyndsey Robson	1

2019-20 BY THE NUMBERS

Largest Halftime Lead: 37 points

11/23/2019 vs Chicago State

Largest Halftime Deficit: 8 points

11/6/2019 at Central Michigan

Largest Lead: 56

11/23/2019 vs Chicago State

Largest Deficit: 15

11/6/2019 at Central Michigan

Most Points Scored: 111 points

11/6/2019 at Central Michigan

Most Points Allowed: 105 points

11/6/2019 at Central Michigan

Fewest Points Scored: 47 points

11/19/2019 vs Marquette

Fewest Points Allowed: 46 points

11/23/2019 vs Chicago State

Most Three Pointers Scored: 8

11/6/2019 at Central Michigan

Most Assists: 29

11/23/2019 at Chicago State

Most Steals: 15

11/23/2019 at Chicago State

Fewest Turnovers: 7 (2x) Last:

11/23/2019 vs Chicago State

Longest Winning Streak: 1 game

1 game (11.16.19)

Longest Losing Streak: 1 game

1 game (11.9.19)

GREEN BAY WHEN...

Overall

Overall.....	3-2
Home	1-2
Away	2-0
Neutral.....	0-0

Monthly Records

November	3-2
December	0-0
January.....	0-0
February.....	0-0
March.....	0-0

Daily Records

Monday	0-0
Tuesday.....	0-1
Wednesday	1-0
Thursday	0-0
Friday.....	0-0
Saturday.....	2-1
Sunday.....	0-0

Miscellaneous

Games decided by 3 pts. or less	0-0
Games decided by 4-10 pts.....	2-1
Games decided by 11-plus pts	1-1
Score less than 60 points	0-1
Score 60-69 points.....	0-1
Score 70-79 points.....	1-0
Score 80-plus points.....	2-0
Opp. score less than 60 points.....	1-0
Opp. score 60-69 points	1-2
Opp. score 70-79 points	0-0
Opp. score 80-plus points	1-0
Shoot 50% or higher.....	3-0
Shoot less than 50%	0-2
Shoot higher % than opp.....	3-0
Shoot lower % than opp.....	0-2
Shooting % equal.....	0-0
Opp. shoot 50% or higher	1-0
Opp. shoot less than 50%.....	1-3
Outrebound opponent	2-1
Outrebounded by opponent.....	1-1
Rebounds are even.....	0-0
Commit same or less turnovers than opp.	3-2
Commit more turnovers than opp.	0-0
Make more or same 3FGs than opp.....	0-0
Make fewer 3FGs than opp.....	3-2
Make more or same FTs than opp.	2-0
Make fewer FTs than opp.....	1-2
Overtime	1-0
Leading at Half.....	2-0
Tied at Half	0-1
Trailing at Half	1-1
Games vs. Top 25 opponent	0-0
Games following a win	0-2
Games following a loss.....	2-0
Games vs. winning teams.....	0-2
Games vs. losing teams	2-0
Games vs. .500 teams	0-0
Day Games (Start before 5 p.m.).....	2-1
Night Games (Start 5 p.m. or later)	1-1
Televised Games.....	0-0

2019-20 SEASON STATISTICS

Game Records

Record	Overall	Home	Away	Neutral
ALL GAMES	3-2	1-2	2-0	0-0
CONFERENCE	0-0	0-0	0-0	0-0
NON-CONFERENCE	3-2	1-2	2-0	0-0

Score by Periods

Team	1st	2nd	3rd	4th	OT	TOT
Green Bay	82	86	98	103	23	392
Opponents	68	67	82	107	17	341

Team Box Score

No.	Player				Total		3-Point		F-Throw		Rebounds														
		GP-GS	MIN	AVG	FG-FGA	FG%	3FG-FGA	3FG%	FT-FTA	FT%	OFF	DEF	TOT	AVG	PF	DQ	A	TO	BLK	STL	PTS	AVG			
3	WURTZ, Frankie	5-5	157:45	31.6	30-70	.429	12-29	.414	7-9	.778	9	20	29	5.8	16	3	10	5	0	7	79	15.8			
4	HIBNER, Caitlyn	5-5	140:41	28.1	26-45	.578	7-21	.333	11-16	.688	5	21	26	5.2	15	1	3	11	0	3	70	14.0			
32	MURPHY, Karly	5-5	134:36	26.9	29-63	.460	0-1	.000	6-9	.667	8	21	29	5.8	10	0	10	7	1	4	64	12.8			
25	ROBSON, Lyndsey	5-4	153:18	30.7	12-29	.414	5-18	.278	21-26	.808	3	9	12	2.4	11	0	20	5	2	3	50	10.0			
52	WOLF, Madison	5-0	101:47	20.4	18-33	.545	0-0	.000	3-8	.375	9	20	29	5.8	7	0	7	8	5	3	39	7.8			
44	DIER, Anna	5-1	105:59	21.2	14-22	.636	2-9	.222	3-4	.750	4	5	9	1.8	9	0	4	2	1	3	33	6.6			
14	PINGEL, Meghan	5-5	170:12	34.0	11-30	.367	2-8	.250	7-10	.700	1	16	17	3.4	14	0	25	14	0	13	31	6.2			
10	BRECHT, Anna	5-0	68:47	13.8	6-16	.375	1-8	.125	11-14	.786	1	6	7	1.4	4	0	5	0	1	1	24	4.8			
11	GALLASOVÁ, Patricia	3-0	16:55	5.6	1-4	.250	0-3	.000	0-0	.000	2	0	2	0.7	3	0	4	1	0	2	2	0.7			
Team											10	8	18					6							
Total		5	1050		147-312	.471	29-97	.299	69-96	.719	52	126	178	35.6	89	4	88	59	10	39	392	78.4			
Opponents		5	1050		112-289	.388	52-148	.351	65-93	.699	54	121	175	35.0	107	-	74	86	24	32	341	68.2			

Team Statistics

	GB	OPP
Scoring	392	341
Points per game	78.4	68.2
Scoring margin	+10.2	-
Field goals-att	147-312	112-289
Field goal pct	.471	.388
3 point fg-att	29-97	52-148
3-point FG pct	.299	.351
3-pt FG made per game	5.8	10.4
Free throws-att	69-96	65-93
Free throw pct	.719	.699
F-Throws made per game	13.8	13.0
Rebounds	178	175
Rebounds per game	35.6	35.0
Rebounding margin	+0.6	-
Assists	88	74
Assists per game	17.6	14.8
Turnovers	59	86
Turnovers per game	11.8	17.2
Turnover margin	+5.4	-
Assist/turnover ratio	1.5	0.9
Steals	39	32
Steals per game	7.8	6.4
Blocks	10	24
Blocks per game	2.0	4.8
Winning streak	1	-
Home win streak	0	-
Attendance	5972	1897
Home games-Avg/Game	3-1991	2-949
Neutral site-Avg/Game	-	0-0

Team Results

Date	Opponent		Score	Att.
11/06/2019	at Central Mich.	W	111-105	1773
11/09/2019	South Dakota	L	60-66	1997
11/16/2019	Missouri	W	72-64	1847
11/19/2019	Marquette	L	47-60	2128
11/23/2019	at Chicago St.	W	102-46	124

#0 // HAILEY OSKEY

SOPHOMORE / GUARD / 5-10 / SEYMOUR, WIS.

				Field Goals		3-Point		F-Throws		Rebounds										Scoring	
SEASON	TEAM	GP-GS	MIN/AVG	FG-FGA	FG%	3FG-FGA	3FG%	FT-FTA	FT%	OFF	DEF	TOT	AVG	PF-FO	AST	TO	BLK	STL	PTS	AVG	
2018-19	GB	31-0	641/20.7	58-161	.360	35-86	.407	38-49	.776	17	61	78	2.5	35-0	33	48	2	24	189	6.1	
TOTAL		31-0	641/20.7	58-161	.360	35-86	.407	38-49	.776	17	61	78	2.5	35-0	33	48	2	24	189	6.1	

Single Game Highs

Statistic	Value	
Points	20	at Detroit Mercy 01/19/19
Rebounds	7	vs IUPUI 01/26/19, at Wright St. 01/04/19
Assists	5	at Cleveland St. 02/17/19
Steals	3	vs Northern Ky. 02/08/19, vs IUPUI 01/26/19, vs UIC 01/25/19
Blocks	1	vs IUPUI 01/26/19, vs UIC 01/25/19
FG Made	6	at Detroit Mercy 01/19/19
FG Attempts	11	vs UIC 01/25/19, vs Cleveland St. 01/11/19
3FG Made	6	at Detroit Mercy 01/19/19
3FG Attempts	9	at UIC 03/02/19, vs UIC 01/25/19, at Detroit Mercy 01/19/19
FT Made	6	vs Wis.-Parkside 12/19/18
FT Attempts	6	vs Wis.-Parkside 12/19/18, at Northern Ky. 01/05/19

#3 // FRANKIE WURTZ

REDSHIRT SENIOR / GUARD / 5-8 / KIMBERLY, WIS.

Opponent	Date	GS	MIN	Total		3-Pointers		Free throws		Rebounds				PF	A	T/O	BLK	STL	PTS	AVG
				FG-FGA	PCT	3FG-3FGA	PCT	FT-FTA	PCT	OFF	DEF	TOT	AVG							
at Central Mich.	11/06/2019	*	30	7-14	.500	3-6	.500	1-1	1.000	2	2	4	4.0	5	1	1	0	2	18	18.0
South Dakota	11/09/2019	*	39	9-18	.500	4-8	.500	2-2	1.000	5	7	12	8.0	5	1	1	0	1	24	21.0
Missouri	11/16/2019	*	32	6-13	.462	0-4	.000	3-4	.750	1	5	6	7.3	5	3	2	0	0	15	19.0
Marquette	11/19/2019	*	38	5-17	.294	3-7	.429	0-0	.000	1	2	3	6.3	1	2	1	0	1	13	17.5
at Chicago St.	11/23/2019	*	19	3-8	.375	2-4	.500	1-2	.500	0	4	4	5.8	0	3	0	0	3	9	15.8
Totals		5	158	30-70	.429	12-29	.414	7-9	.778	9	20	29	5.8	16	10	5	0	7	79	15.8

Player Averages

Games Played	Minutes/ game	Points/ game	FG Pct	3FG Pct	FT Pct	Rebounds/ game	Assists/ game	Turnovers/ game	Assist/Turnover ratio	Steals/ game	Blocks/ game
5	31.6	15.8	42.9	42.9	77.8	5.8	2.0	1.0	2.0	1.4	0.0

				Field Goals		3-Point		F-Throws		Rebounds										Scoring	
SEASON	TEAM	GP-GS	MIN/AVG	FG-FGA	FG%	3FG-FGA	3FG%	FT-FTA	FT%	OFF	DEF	TOT	AVG	PF-FO	AST	TO	BLK	STL	PTS	AVG	
2016-17	GB	31-0	356/11.5	33-98	.337	19-61	.311	19-27	.704	10	26	36	1.2	23-0	14	19	0	13	104	3.4	
2017-18	GB	33-5	619/18.8	78-190	.411	29-93	.312	30-41	.732	22	81	103	3.1	47-0	26	29	3	19	215	6.5	
2018-19	GB	24-21	625/26.0	85-210	.405	41-113	.363	42-61	.689	26	80	106	4.4	47-0	32	20	7	25	253	10.5	
2019-20	GB	5-5	158/31.6	30-70	.429	12-29	.414	7-9	.778	9	20	29	5.8	16-3	10	5	0	7	79	15.8	
TOTAL		93-31	1758/18.9	226-568	.398	101-296	.341	98-138	.710	67	207	274	2.9	133-3	82	73	10	64	651	7.0	

Single Game Highs

Statistic	Value	
Points	24	vs South Dakota 11/09/19
Rebounds	12	at DePaul 11/09/18, vs South Dakota 11/09/19
Assists	5	at Marquette 12/15/18, vs Youngstown St. 03/11/19
Steals	4	vs Dayton 11/24/18, vs Wright St. 02/09/19
Blocks	2	at Youngstown St. 02/15/19, vs Chattanooga 11/11/17
FG Made	10	at DePaul 11/09/18
FG Attempts	18	vs South Dakota 11/09/19
3FG Made	4	at Milwaukee 12/28/18, vs Cleveland St. 03/06/19, vs South Dakota 11/09/19
3FG Attempts	10	at Cleveland St. 02/15/18
FT Made	7	at Missouri 11/16/18
FT Attempts	7	at Missouri 11/16/18

#4 // CAITLYN HIBNER

REDSHIRT JUNIOR / GUARD / 6-0 / PORTAGE, WIS.

Opponent	Date	GS	MIN	Total		3-Pointers		Free throws		Rebounds											
				FG-FGA	PCT	3FG-3FGA	PCT	FT-FTA	PCT	OFF	DEF	TOT	AVG	PF	A	T/O	BLK	STL	PTS	AVG	
at Central Mich.	11/06/2019	*	25	4-7	.571	2-4	.500	3-5	.600	0	1	1	1.0	5	1	3	0	1	13	13.0	
South Dakota	11/09/2019	*	17	1-5	.200	0-3	.000	2-2	1.000	0	2	2	1.5	3	1	2	0	1	4	8.5	
Missouri	11/16/2019	*	34	8-13	.615	3-8	.375	1-3	.333	1	6	7	3.3	3	0	3	0	0	20	12.3	
Marquette	11/19/2019	*	38	3-7	.429	1-5	.200	0-1	.000	1	4	5	3.8	3	0	2	0	1	7	11.0	
at Chicago St.	11/23/2019	*	27	10-13	.769	1-1	1.000	5-5	1.000	3	8	11	5.2	1	1	1	0	0	26	14.0	
Totals		5	141	26-45	.578	7-21	.333	11-16	.688	5	21	26	5.2	15	3	11	0	3	70	14.0	

Player Averages

Games Played	Minutes/ game	Points/ game	FG Pct	3FG Pct	FT Pct	Rebounds/ game	Assists/ game	Turnovers/ game	Assist/Turnover ratio	Steals/ game	Blocks/ game
5	28.1	14.0	57.8	57.8	68.8	5.2	0.6	2.2	0.3	0.6	0.0

				Field Goals		3-Point		F-Throws		Rebounds										Scoring	
SEASON	TEAM	GP-GS	MIN/AVG	FG-FGA	FG%	3FG-FGA	3FG%	FT-FTA	FT%	OFF	DEF	TOT	AVG	PF-FO	AST	TO	BLK	STL	PTS	AVG	
2016-17	GB	32-0	474/14.8	39-96	.406	24-55	.436	13-21	.619	32	67	99	3.1	27-0	23	16	5	19	115	3.6	
2017-18	GB	29-27	721/24.9	50-153	.327	22-77	.286	33-43	.767	33	84	117	4.0	49-0	38	27	7	25	155	5.3	
2019-20	GB	5-5	141/28.1	26-45	.578	7-21	.333	11-16	.688	5	21	26	5.2	15-1	3	11	0	3	70	14.0	
TOTAL		66-32	1336/20.2	115-294	.391	53-153	.346	57-80	.713	70	172	242	3.7	91-1	64	54	12	47	340	5.2	

Single Game Highs

Statistic	Value	
Points	26	at Chicago St. 11/23/19
Rebounds	11	at Chicago St. 11/23/19
Assists	6	at Detroit Mercy 01/18/18
Steals	5	vs Valparaiso 03/04/17
Blocks	2	vs Youngstown St. 03/05/18, vs Wright St. 12/31/16
FG Made	10	at Chicago St. 11/23/19
FG Attempts	13	vs Missouri 11/16/19, at Chicago St. 11/23/19
3FG Made	5	at Wisconsin 11/15/17
3FG Attempts	8	vs Missouri 11/16/19
FT Made	7	vs Wright St. 02/03/18
FT Attempts	8	vs Wright St. 02/03/18

#10 // ANNA BRECHT

REDSHIRT SOPHOMORE / GUARD / 6-0 / SIOUX FALLS, S.D.

Opponent	Date	GS	MIN	Total		3-Pointers		Free throws		Rebounds											
				FG-FGA	PCT	3FG-3FGA	PCT	FT-FTA	PCT	OFF	DEF	TOT	AVG	PF	A	T/O	BLK	STL	PTS	AVG	
at Central Mich.	11/06/2019		17	2-4	.500	1-2	.500	3-4	.750	0	0	0	0.0	0	1	0	0	0	8	8.0	
South Dakota	11/09/2019		17	0-4	.000	0-3	.000	2-2	1.000	0	2	2	1.0	2	2	0	1	1	2	5.0	
Missouri	11/16/2019		0	0-0	.000	0-0	.000	0-0	.000	0	0	0	0.7	0	0	0	0	0	0	3.3	
Marquette	11/19/2019		12	0-2	.000	0-2	.000	0-2	.000	1	1	2	1.0	0	1	0	0	0	0	2.5	
at Chicago St.	11/23/2019		23	4-6	.667	0-1	.000	6-6	1.000	0	3	3	1.4	2	1	0	0	0	14	4.8	
Totals			0 69	6-16	.375	1-8	.125	11-14	.786	1	6	7	1.4	4	5	0	1	1	24	4.8	

Player Averages

Games Played	Minutes/ game	Points/ game	FG Pct	3FG Pct	FT Pct	Rebounds/ game	Assists/ game	Turnovers/ game	Assist/Turnover ratio	Steals/ game	Blocks/ game
5	13.8	4.8	37.5	37.5	78.6	1.4	1.0	0.0	1.0	0.2	0.2

				Field Goals		3-Point		F-Throws		Rebounds										Scoring	
SEASON	TEAM	GP-GS	MIN/AVG	FG-FGA	FG%	3FG-FGA	3FG%	FT-FTA	FT%	OFF	DEF	TOT	AVG	PF-FO	AST	TO	BLK	STL	PTS	AVG	
2018-19	GB	19-0	188/9.9	20-60	.333	12-38	.316	10-15	.667	10	18	28	1.5	19-0	6	10	0	4	62	3.3	
2019-20	GB	5-0	69/13.8	6-16	.375	1-8	.125	11-14	.786	1	6	7	1.4	4-0	5	0	1	1	24	4.8	
TOTAL		24-0	257/10.7	26-76	.342	13-46	.283	21-29	.724	11	24	35	1.5	23-0	11	10	1	5	86	3.6	

Single Game Highs

Statistic	Value	
Points	14	at Chicago St. 11/23/19
Rebounds	5	vs Northern Ky. 02/07/19
Assists	2	at Milwaukee 12/28/18, vs South Dakota 11/09/19
Steals	2	at Northern Ky. 01/05/19
Blocks	1	vs South Dakota 11/09/19
FG Made	4	at Marquette 12/15/18, at Northern Ky. 01/05/19, at Chicago St. 11/23/19
FG Attempts	7	vs UIC 01/24/19, at Marquette 12/15/18
3FG Made	3	at Northern Ky. 01/05/19
3FG Attempts	4	4 times
FT Made	6	at Chicago St. 11/23/19
FT Attempts	6	at Chicago St. 11/23/19

#11 // PATRICIA GALLASOVA

REDSHIRT FRESHMAN / GUARD / 5-9 / PRAGUE, CZECH REPUBLIC

Opponent	Date	GS	MIN	Total		3-Pointers		Free throws		Rebounds							
				FG-FGA	PCT	3FG-3FGA	PCT	FT-FTA	PCT	OFF	DEF	TOT	AVG	PF	A	T/O	BLK
South Dakota	11/09/2019		1	0-0	.000	0-0	.000	0-0	.000	0	0	0	0.0	1	0	0	0
Marquette	11/19/2019		1	0-0	.000	0-0	.000	0-0	.000	1	0	1	0.5	0	0	0	0
at Chicago St.	11/23/2019		15	1-4	.250	0-3	.000	0-0	.000	1	0	1	0.7	2	4	1	0
Totals			0	17	1-4	.250	0-3	.000	0-0	.000	2	0	2	0.7	3	4	1

Player Averages

Games Played	Minutes/game	Points/game	FG Pct	3FG Pct	FT Pct	Rebounds/game	Assists/game	Turnovers/game	Assist/Turnover ratio	Steals/game	Blocks/game
3	5.6	0.7	25.0	25.0	0.0	0.7	1.3	0.3	4.0	0.7	0.0

				Field Goals		3-Point		F-Throws		Rebounds								Scoring	
SEASON	TEAM	GP-GS	MIN/AVG	FG-FGA	FG%	3FG-FGA	3FG%	FT-FTA	FT%	OFF	DEF	TOT	AVG	PF-FO	AST	TO	BLK	STL	PTS
2019-20	GB	3-0	17/5.6	1-4	.250	0-3	.000	0-0	.000	2	0	2	0.7	3-0	4	1	0	2	2
TOTAL		3-0	17/5.6	1-4	.250	0-3	.000	0-0	.000	2	0	2	0.7	3-0	4	1	0	2	2

Single Game Highs

Statistic	Value	
Points	2	at Chicago St. 11/23/19
Rebounds	1	vs Marquette 11/19/19, at Chicago St. 11/23/19
Assists	4	at Chicago St. 11/23/19
Steals	2	at Chicago St. 11/23/19
FG Made	1	at Chicago St. 11/23/19
FG Attempts	4	at Chicago St. 11/23/19
3FG Attempts	3	at Chicago St. 11/23/19

#14 // MEGHAN PINGEL

REDSHIRT JUNIOR / GUARD / 5-8 / SUN PRAIRIE, WIS.

Opponent	Date	GS	MIN	Total		3-Pointers		Free throws		Rebounds											
				FG-FGA	PCT	3FG-3FGA	PCT	FT-FTA	PCT	OFF	DEF	TOT	AVG	PF	A	T/O	BLK	STL	PTS	AVG	
at Central Mich.	11/06/2019	*	49	4-11	.364	1-5	.200	3-4	.750	0	6	6	6.0	4	9	9	0	2	12	12.0	
South Dakota	11/09/2019	*	38	3-9	.333	0-1	.000	1-2	.500	1	4	5	5.5	4	3	1	0	3	7	9.5	
Missouri	11/16/2019	*	32	3-5	.600	1-2	.500	1-2	.500	0	4	4	5.0	4	3	1	0	5	8	9.0	
Marquette	11/19/2019	*	28	0-3	.000	0-0	.000	0-0	.000	0	1	1	4.0	2	1	3	0	0	0	6.8	
at Chicago St.	11/23/2019	*	23	1-2	.500	0-0	.000	2-2	1.000	0	1	1	3.4	0	9	0	0	3	4	6.2	
Totals			5 170	11-30	.367	2-8	.250	7-10	.700	1	16	17	3.4	14	25	14	0	13	31	6.2	

Player Averages

Games Played	Minutes/game	Points/game	FG Pct	3FG Pct	FT Pct	Rebounds/game	Assists/game	Turnovers/game	Assist/Turnover ratio	Steals/game	Blocks/game
5	34.0	6.2	36.7	36.7	70.0	3.4	5.0	2.8	1.8	2.6	0.0

				Field Goals		3-Point		F-Throws		Rebounds				Scoring						
SEASON	TEAM	GP-GS	MIN/AVG	FG-FGA	FG%	3FG-FGA	3FG%	FT-FTA	FT%	OFF	DEF	TOT	AVG	PF-FO	AST	TO	BLK	STL	PTS	AVG
2017-18	GB	25-0	136/5.4	2-10	.200	1-6	.167	7-8	.875	1	13	14	0.6	8-0	9	6	3	2	12	0.5
2018-19	GB	30-0	492/16.4	32-81	.395	16-38	.421	11-18	.611	6	39	45	1.5	33-0	41	18	6	16	91	3.0
2019-20	GB	5-5	170/34.0	11-30	.367	2-8	.250	7-10	.700	1	16	17	3.4	14-0	25	14	0	13	31	6.2
TOTAL		60-5	799/13.3	45-121	.372	19-52	.365	25-36	.694	8	68	76	1.3	55-0	75	38	9	31	134	2.2

Single Game Highs

Statistic	Value	
Points	12	at Central Mich. 11/06/19
Rebounds	6	at Central Mich. 11/06/19
Assists	9	at Central Mich. 11/06/19, at Chicago St. 11/23/19
Steals	5	vs Missouri 11/16/19
Blocks	2	vs Wisconsin 12/08/18
FG Made	4	at Central Mich. 11/06/19
FG Attempts	11	at Central Mich. 11/06/19
3FG Made	3	at UIC 03/02/19
3FG Attempts	5	vs Wisconsin 12/08/18, vs UIC 01/24/19, at Central Mich. 11/06/19
FT Made	4	vs Youngstown St. 03/11/19
FT Attempts	6	vs Wis.-Parkside 12/18/18

#25 // LYNDSEY ROBSON

JUNIOR / GUARD / 6-1 / BURNSVILLE, MINN.

Opponent	Date	GS	MIN	Total		3-Pointers		Free throws		Rebounds				PF	A	T/O	BLK	STL	PTS	AVG
				FG-FGA	PCT	3FG-3FGA	PCT	FT-FTA	PCT	OFF	DEF	TOT	AVG							
at Central Mich.	11/06/2019	*	46	2-6	.333	1-4	.250	8-10	.800	2	3	5	5.0	2	4	0	0	0	13	13.0
South Dakota	11/09/2019	*	22	1-4	.250	0-3	.000	0-0	.000	0	1	1	3.0	4	3	0	0	0	2	7.5
Missouri	11/16/2019	*	35	2-7	.286	1-4	.250	6-9	.667	0	1	1	2.3	2	2	4	0	0	11	8.7
Marquette	11/19/2019	*	21	2-4	.500	2-4	.500	0-0	.000	0	1	1	2.0	2	3	1	0	0	6	8.0
at Chicago St.	11/23/2019		28	5-8	.625	1-3	.333	7-7	1.000	1	3	4	2.4	1	8	0	2	3	18	10.0
Totals		4	153	12-29	.414	5-18	.278	21-26	.808	3	9	12	2.4	11	20	5	2	3	50	10.0

Player Averages

Games Played	Minutes/game	Points/game	FG Pct	3FG Pct	FT Pct	Rebounds/game	Assists/game	Turnovers/game	Assist/Turnover ratio	Steals/game	Blocks/game
5	30.7	10.0	41.4	41.4	80.8	2.4	4.0	1.0	4.0	0.6	0.4

				Field Goals		3-Point		F-Throws		Rebounds										Scoring	
SEASON	TEAM	GP-GS	MIN/AVG	FG-FGA	FG%	3FG-FGA	3FG%	FT-FTA	FT%	OFF	DEF	TOT	AVG	PF-FO	AST	TO	BLK	STL	PTS	AVG	
2017-18	GB	22-0	183/8.3	18-49	.367	6-27	.222	18-24	.750	9	14	23	1.0	11-0	19	8	0	4	60	2.7	
2018-19	GB	32-15	679/21.2	65-194	.335	29-96	.302	64-87	.736	24	56	80	2.5	58-0	46	46	2	13	223	7.0	
2019-20	GB	5-4	153/30.7	12-29	.414	5-18	.278	21-26	.808	3	9	12	2.4	11-0	20	5	2	3	50	10.0	
TOTAL		59-19	1015/17.2	95-272	.349	40-141	.284	103-137	.752	36	79	115	1.9	80-0	85	59	4	20	333	5.6	

Single Game Highs

Statistic	Value	
Points	18	vs Maine 11/20/18, at Chicago St. 11/23/19
Rebounds	9	vs Detroit Mercy 02/23/19
Assists	8	at Chicago St. 11/23/19
Steals	3	at Chicago St. 11/23/19
Blocks	2	at Chicago St. 11/23/19
FG Made	6	vs Maine 11/20/18, vs Wis.-Parkside 12/18/18
FG Attempts	12	vs IUPUI 01/26/19
3FG Made	4	vs Maine 11/20/18
3FG Attempts	6	vs IUPUI 01/26/19
FT Made	8	at South Dakota St. 11/29/18, at Oakland 01/20/19, at Central Mich. 11/06/19
FT Attempts	10	at Central Mich. 11/06/19

#32 // KARLY MURPHY

REDSHIRT SOPHOMORE / FORWARD / 6-1 / RIVER FALLS, WIS.

Opponent	Date	GS	MIN	Total		3-Pointers		Free throws		Rebounds				PF	A	T/O	BLK	STL	PTS	AVG
				FG-FGA	PCT	3FG-3FGA	PCT	FT-FTA	PCT	OFF	DEF	TOT	AVG							
at Central Mich.	11/06/2019	*	45	13-25	.520	0-0	.000	4-5	.800	3	6	9	9.0	2	3	2	0	2	30	30.0
South Dakota	11/09/2019	*	25	6-14	.429	0-1	.000	0-0	.000	3	3	6	7.5	3	1	2	0	0	12	21.0
Missouri	11/16/2019	*	21	1-4	.250	0-0	.000	0-2	.000	1	5	6	7.0	3	4	0	1	0	2	14.7
Marquette	11/19/2019	*	26	4-11	.364	0-0	.000	2-2	1.000	1	2	3	6.0	1	2	2	0	0	10	13.5
at Chicago St.	11/23/2019	*	19	5-9	.556	0-0	.000	0-0	.000	0	5	5	5.8	1	0	1	0	2	10	12.8
Totals		5	135	29-63	.460	0-1	.000	6-9	.667	8	21	29	5.8	10	10	7	1	4	64	12.8

Player Averages

Games Played	Minutes/ game	Points/ game	FG Pct	3FG Pct	FT Pct	Rebounds/ game	Assists/ game	Turnovers/ game	Assist/Turnover ratio	Steals/ game	Blocks/ game
5	26.9	12.8	46.0	46.0	66.7	5.8	2.0	1.4	1.4	0.8	0.2

				Field Goals		3-Point		F-Throws		Rebounds				Scoring						
SEASON	TEAM	GP-GS	MIN/AVG	FG-FGA	FG%	3FG-FGA	3FG%	FT-FTA	FT%	OFF	DEF	TOT	AVG	PF-FO	AST	TO	BLK	STL	PTS	AVG
2017-18	GB	33-32	640/19.4	119-237	.502	2-6	.333	27-43	.628	58	82	140	4.2	62-0	28	55	3	19	267	8.1
2018-19	GB	1-1	1/1.0	0-0	.000	0-0	.000	0-0	.000	0	0	0	0.0	0-0	0	1	0	0	0	0.0
2019-20	GB	5-5	135/26.9	29-63	.460	0-1	.000	6-9	.667	8	21	29	5.8	10-0	10	7	1	4	64	12.8
TOTAL		39-38	776/19.9	148-300	.493	2-7	.286	33-52	.635	66	103	169	4.3	72-0	38	63	4	23	331	8.5

Single Game Highs

Statistic	Value	
Points	30	at Central Mich. 11/06/19
Rebounds	12	vs Marquette 12/02/17
Assists	4	at IUPUI 01/15/18, at Northern Ky. 12/30/17, vs Missouri 11/16/19
Steals	3	vs Wright St. 03/06/18
Blocks	1	4 times
FG Made	13	at Central Mich. 11/06/19
FG Attempts	25	at Central Mich. 11/06/19
3FG Made	1	vs Mississippi St. 11/25/17, vs Bradley 12/16/17
3FG Attempts	2	vs Bradley 12/16/17
FT Made	4	vs Detroit Mercy 02/25/18, at Central Mich. 11/06/19
FT Attempts	6	vs Detroit Mercy 02/25/18

#42 // MACKENZIE WOLF

REDSHIRT SENIOR / FORWARD / 6-4 / KOHLER, WIS.

SEASON	TEAM	GP-GS	MIN/AVG	Field Goals		3-Point		F-Throws		Rebounds									Scoring	
				FG-FGA	FG%	3FG-FGA	3FG%	FT-FTA	FT%	OFF	DEF	TOT	AVG	PF-FO	AST	TO	BLK	STL	PTS	AVG
2016-17	GB	25-0	194/7.8	22-44	.500	0-0	.000	11-17	.647	19	33	52	2.1	21-0	12	12	4	9	55	2.2
2017-18	GB	30-0	361/12.0	42-80	.525	0-0	.000	26-50	.520	31	46	77	2.6	46-0	8	17	18	10	110	3.7
2018-19	GB	32-8	424/13.2	68-129	.527	0-0	.000	27-44	.614	43	47	90	2.8	57-0	16	33	19	13	163	5.1
TOTAL		87-8	979/11.3	132-253	.522	0-0	.000	64-111	.577	93	126	219	2.5	124-0	36	62	41	32	328	3.8

Single Game Highs

Statistic	Value	
Points	15	vs Detroit Mercy 02/23/19
Rebounds	6	4 times
Assists	2	6 times
Steals	3	at IUPUI 03/01/19, at Milwaukee 02/17/17
Blocks	3	vs UIC 01/25/19
FG Made	7	at Cleveland St. 02/17/19
FG Attempts	10	vs Oakland 02/22/19, at Cleveland St. 02/17/19
FT Made	4	at Detroit Mercy 01/19/19, vs UIC 01/26/18, vs Northern Ky. 02/01/18
FT Attempts	6	at Detroit Mercy 01/19/19, at Milwaukee 12/29/18

#44 // ANNA DIER

REDSHIRT JUNIOR / FORWARD / 6-0 / ALGOMA, WIS.

Opponent	Date	GS	MIN	Total		3-Pointers		Free throws		Rebounds										
				FG-FGA	PCT	3FG-3FGA	PCT	FT-FTA	PCT	OFF	DEF	TOT	AVG	PF	A	T/O	BLK	STL	PTS	AVG
at Central Mich.	11/06/2019		18	5-6	.833	0-1	.000	0-0	.000	1	1	2	2.0	2	0	0	0	0	10	10.0
South Dakota	11/09/2019		26	3-7	.429	1-5	.200	0-0	.000	1	1	2	2.0	2	1	0	0	2	7	8.5
Missouri	11/16/2019		27	1-2	.500	0-1	.000	2-2	1.000	1	0	1	1.7	2	2	2	0	0	4	7.0
Marquette	11/19/2019		10	1-1	1.000	1-1	1.000	0-0	.000	1	0	1	1.5	1	0	0	0	0	3	6.0
at Chicago St.	11/23/2019	*	24	4-6	.667	0-1	.000	1-2	.500	0	3	3	1.8	2	1	0	1	1	9	6.6
Totals		1	106	14-22	.636	2-9	.222	3-4	.750	4	5	9	1.8	9	4	2	1	3	33	6.6

Player Averages

Games Played	Minutes/ game	Points/ game	FG Pct	3FG Pct	FT Pct	Rebounds/ game	Assists/ game	Turnovers/ game	Assist/Turnover ratio	Steals/ game	Blocks/ game
5	21.2	6.6	63.6	63.6	75.0	1.8	0.8	0.4	2.0	0.6	0.2

				Field Goals		3-Point		F-Throws		Rebounds				Scoring						
SEASON	TEAM	GP-GS	MIN/AVG	FG-FGA	FG%	3FG-FGA	3FG%	FT-FTA	FT%	OFF	DEF	TOT	AVG	PF-FO	AST	TO	BLK	STL	PTS	AVG
2016-17	GB	12-0	73/6.1	3-12	.250	0-3	.000	0-3	.000	3	5	8	0.7	7-0	2	2	0	2	6	0.5
2018-19	GB	18-0	112/6.2	11-22	.500	1-9	.111	7-11	.636	5	15	20	1.1	8-0	1	7	1	5	30	1.7
2019-20	GB	5-1	106/21.2	14-22	.636	2-9	.222	3-4	.750	4	5	9	1.8	9-0	4	2	1	3	33	6.6
TOTAL		35-1	291/8.3	28-56	.500	3-21	.143	10-18	.556	12	25	37	1.1	24-0	7	11	2	10	69	2.0

Single Game Highs

Statistic	Value	
Points	10	at Central Mich. 11/06/19
Rebounds	5	vs Detroit Mercy 02/23/19
Assists	2	vs Missouri 11/16/19
Steals	2	vs Wis.-Parkside 12/18/18, vs South Dakota 11/09/19
Blocks	1	vs Northern Ky. 02/07/19, at Chicago St. 11/23/19
FG Made	5	at Central Mich. 11/06/19
FG Attempts	7	vs South Dakota 11/09/19
3FG Made	1	vs Wis.-Parkside 12/18/18, vs South Dakota 11/09/19, vs Marquette 11/19/19
3FG Attempts	5	vs South Dakota 11/09/19
FT Made	2	vs Detroit Mercy 02/23/19, vs Wis.-Parkside 12/18/18, vs Missouri 11/16/19
FT Attempts	4	vs Wis.-Parkside 12/18/18

#52 // MADISON WOLF

REDSHIRT SENIOR / FORWARD / 6-3 / KOHLER, WIS.

Opponent	Date	GS	MIN	Total		3-Pointers		Free throws		Rebounds										
				FG-FGA	PCT	3FG-3FGA	PCT	FT-FTA	PCT	OFF	DEF	TOT	AVG	PF	A	T/O	BLK	STL	PTS	AVG
at Central Mich.	11/06/2019		20	3-4	.750	0-0	.000	1-1	1.000	4	4	8	8.0	2	1	2	0	1	7	7.0
South Dakota	11/09/2019		15	1-5	.200	0-0	.000	0-0	.000	2	1	3	5.5	0	1	1	1	0	2	4.5
Missouri	11/16/2019		20	5-8	.625	0-0	.000	2-4	.500	1	3	4	5.0	2	1	1	1	1	12	7.0
Marquette	11/19/2019		26	4-5	.800	0-0	.000	0-3	.000	0	6	6	5.3	1	2	2	1	0	8	7.3
at Chicago St.	11/23/2019		21	5-11	.455	0-0	.000	0-0	.000	2	6	8	5.8	2	2	2	2	1	10	7.8
Totals		0	102	18-33	.545	0-0	.000	3-8	.375	9	20	29	5.8	7	7	8	5	3	39	7.8

Player Averages

Games Played	Minutes/ game	Points/ game	FG Pct	3FG Pct	FT Pct	Rebounds/ game	Assists/ game	Turnovers/ game	Assist/Turnover ratio	Steals/ game	Blocks/ game
5	20.4	7.8	54.5	54.5	37.5	5.8	1.4	1.6	0.9	0.6	1.0

SEASON	TEAM	GP-GS	MIN/AVG	Field Goals		3-Point		F-Throws		Rebounds				Scoring						
				FG-FGA	FG%	3FG-FGA	3FG%	FT-FTA	FT%	OFF	DEF	TOT	AVG	PF-FO	AST	TO	BLK	STL	PTS	AVG
2016-17	GB	26-0	328/12.6	42-86	.488	1-1	1.000	25-35	.714	22	47	69	2.7	30-0	20	26	16	8	110	4.2
2017-18	GB	29-1	352/12.1	38-79	.481	0-0	.000	23-43	.535	27	57	84	2.9	49-0	14	17	11	9	99	3.4
2018-19	GB	32-23	759/23.7	99-211	.469	1-3	.333	62-108	.574	68	159	227	7.1	66-0	44	38	25	23	261	8.2
2019-20	GB	5-0	102/20.4	18-33	.545	0-0	.000	3-8	.375	9	20	29	5.8	7-0	7	8	5	3	39	7.8
TOTAL		92-24	1541/16.7	197-409	.482	2-4	.500	113-194	.582	126	283	409	4.4	152-0	85	89	57	43	509	5.5

Single Game Highs

Statistic	Value	
Points	17	at Oakland 01/20/19
Rebounds	12	vs Wisconsin 12/08/18, vs Youngstown St. 01/12/19
Assists	5	at Milwaukee 12/28/18
Steals	2	5 times
Blocks	3	at Youngstown St. 01/26/17, vs Valparaiso 03/04/17
FG Made	6	at Oakland 01/20/19, at Detroit Mercy 01/18/18
FG Attempts	12	vs Dayton 11/24/18
3FG Made	1	vs Milwaukee 02/02/19, at Notre Dame 11/17/16
3FG Attempts	1	4 times
FT Made	7	vs Valparaiso 03/04/17
FT Attempts	12	at Youngstown St. 02/15/19

TEAM/OPPONENT GBG



2019-20 Green Bay Women's Basketball Team Game-by-Game All games

Page 1/1
as of Nov 26, 2019

				Total		3-Pointers		Free throws		Rebounds											
Opponent	Date	Score		FG-FGA	PCT	3FG-FGA	PCT	FT-FTA	PCT	OFF	DEF	TOT	AVG	PF	A	TO	BLK	STL	PTS	AVG	
at Central Mich.	11/06/2019	111-105	Wot1	40-77	.519	8-22	.364	23-30	.767	16	25	41	41.0	22	20	17	0	8	111	111.0	
South Dakota	11/09/2019	60-66	L	24-66	.364	5-24	.208	7-8	.875	15	23	38	39.5	24	13	7	2	8	60	85.5	
Missouri	11/16/2019	72-64	W	26-52	.500	5-19	.263	15-26	.577	5	26	31	36.7	21	15	15	2	6	72	81.0	
Marquette	11/19/2019	47-60	L	19-50	.380	7-19	.368	2-8	.250	9	19	28	34.5	11	11	13	1	2	47	72.5	
at Chicago St.	11/23/2019	102-46	W	38-67	.567	4-13	.308	22-24	.917	7	33	40	35.6	11	29	7	5	15	102	78.4	
Total		392		147-312	.471	29-97	.299	69-96	.719	52	126	178	35.6	89	88	59	10	39	392	78.4	
Opponents		341		112-289	.388	52-148	.351	65-93	.699	54	121	175	35.0	107	74	86	24	32	341	68.2	

Green Bay Averages

Games Played	Points/game	FG Pct	3FG Pct	FT Pct	Rebounds/game	Assists/game	Turnovers/game	Assist/Turnover ratio	Steals/game	Blocks/game
5	78.4	47.1	29.9	71.9	35.6	17.6	11.8	1.5	7.8	2.0



2019-20 Green Bay Women's Basketball Opponents Game-by-Game All games

Page 1/1
as of Nov 26, 2019

				Total		3-Pointers		Free throws		Rebounds											
Opponent	Date	Score		FG-FGA	PCT	3FG-FGA	PCT	FT-FTA	PCT	OFF	DEF	TOT	AVG	PF	A	TO	BLK	STL	PTS	AVG	
at Central Mich.	11/06/2019	111-105	Wot1	36-70	.514	15-41	.366	18-25	.720	9	20	29	29.0	25	21	20	5	8	105	105.0	
South Dakota	11/09/2019	60-66	L	21-51	.412	9-29	.310	15-21	.714	10	27	37	33.0	18	12	11	7	5	66	85.5	
Missouri	11/16/2019	72-64	W	20-58	.345	8-26	.308	16-21	.762	12	28	40	35.3	30	13	17	2	8	64	78.3	
Marquette	11/19/2019	47-60	L	21-47	.447	11-27	.407	7-12	.583	10	25	35	35.3	12	18	14	5	8	60	73.8	
at Chicago St.	11/23/2019	102-46	W	14-63	.222	9-25	.360	9-14	.643	13	21	34	35.0	22	10	24	5	3	46	68.2	
Total		341		112-289	.388	52-148	.351	65-93	.699	54	121	175	35.0	107	74	86	24	32	341	68.2	
Green Bay		392		147-312	.471	29-97	.299	69-96	.719	52	126	178	35.6	89	88	59	10	39	392	78.4	

Opponents Averages

Games Played	Points/game	FG Pct	3FG Pct	FT Pct	Rebounds/game	Assists/game	Turnovers/game	Assist/Turnover ratio	Steals/game	Blocks/game
5	68.2	38.8	35.1	69.9	35.0	14.8	17.2	0.9	6.4	4.8

BOX SCORES



Official Basketball Box Score - Final
Green Bay at Central Michigan
11/07/19 McQuirk Arena, Mount Pleasant
2019-20 Women's Basketball

Game Time: 12:00 AM
Game Duration: 2:41
Attendance: 1,773

Officials: Barb Smith, Bob Entering, Michael McConnell

Green Bay - 111

Record: 1-0

NO.	Name	Min	FG	3P	FT	OR	DR	TOT	FOULS	TP	AS	TO	ST	BS	BA	+/-	
32	Karly Murphy	F 44:52	13-25	0-0	4-5	3	6	9	2	4	30	3	2	2	0	4	2
3	Frankie Wurtz	G 29:47	7-14	3-6	1-1	2	2	4	5	4	18	1	1	2	0	1	9
4	Caitlyn Hibner	G 24:58	4-7	2-4	3-5	0	1	1	5	5	13	1	3	1	0	0	5
14	Meghan Pingel	G 49:05	4-11	1-5	3-4	0	6	6	4	4	12	9	9	2	0	0	5
25	Lyndsey Robson	G 46:29	2-6	1-4	8-10	2	3	5	2	5	13	4	0	0	0	0	12
44	Anna Dier	18:06	5-6	0-1	0-0	1	1	2	2	0	10	0	0	0	0	0	12
52	Madison Wolf	19:47	3-4	0-0	1-1	4	4	8	2	1	7	1	2	1	0	0	6
10	Anna Brecht	16:58	2-4	1-2	3-4	0	0	0	0	2	8	1	0	0	0	0	1
	Team					4	2	6	0	0	0	0	0	0	0	0	0
Totals			40-77	8-22	23-30	16	25	41	22	25	111	20	17	8	0	5	6

Technical Fouls: NONE

Shooting By Period		
1st FG%	8-18	44.4%
3PT%	2-5	40.0%
FT%	3-4	75%
2nd FG%	9-17	52.9%
3PT%	2-4	50.0%
FT%	2-2	100%
3rd FG%	8-14	57.1%
3PT%	2-5	40.0%
FT%	4-4	100%
4th FG%	7-14	50.0%
3PT%	1-5	20.0%
FT%	8-10	80%
OT FG%	8-14	57.1%
3PT%	1-3	33.3%
FT%	6-10	60%
GM FG%	40-77	51.9%
3PT%	6-22	27.3%
FT%	23-30	76.7%

Dead Ball Rebounds: 6, 3

Central Michigan - 105

Record: 0-1

NO. Name	Min	FG		3P		FT		Rebounds		Fouls		TP	AS	TO	ST	Blocks		+/-
		M-A	M-A	M-A	M-A	OR	DR	TOT	PF	FD	FD					BS	BA	
50 Kyra Bussell	F 44:33	12-15	3-4	2-6	2	7	9	5	6	29	0	1	0	3	0	0	5	5
21 Jahani Smith	C 41:30	5-7	0-0	2-2	3	4	7	3	3	12	0	1	1	2	0	0	12	0
1 Micaela Kelly	K 40:42	5-16	3-10	7-7	1	1	2	5	6	20	6	5	2	0	0	0	3	0
4 Maddy Waters	G 35:53	5-9	5-9	2-2	1	1	2	5	1	17	2	2	1	0	0	8	0	
14 Molly Davis	G 48:56	5-13	0-8	5-8	0	1	1	1	6	15	10	3	4	0	0	9	0	
42 Mackenna Kelly	20:40	0-3	0-3	0-0	0	2	2	3	0	0	3	5	0	0	0	0	6	
33 Gabrielle Bird	13:10	3-4	3-4	0-0	0	2	2	2	0	9	0	0	0	0	0	0	3	
22 Kalle Martinez	07:38	1-3	1-3	0-0	0	1	1	1	0	3	0	1	0	0	0	0	0	
Team						2	1	3	0	0	2							
Totals		36-70	15-41	10-25	9	20	29	25	22	105	21	20	8	5	0	6	0	

Technical Fouls: NONE

Shooting By Period		
1st FG%	10-16	62.5%
3PT%	2-5	40.0%
FT%	3-3	100%
2nd FG%	10-18	55.6%
3PT%	4-9	44.4%
FT%	2-3	66.7%
3rd FG%	5-9	55.6%
3PT%	3-7	42.9%
FT%	0-0	0%
4th FG%	6-14	42.9%
3PT%	3-9	33.3%
FT%	9-9	100%
OT FG%	5-13	38.5%
3PT%	3-11	27.3%
FT%	4-10	40%
GM FG%	36-70	51.4%
3PT%	15-41	36.6%
FT%	18-25	72.0%

Dead Ball Rebounds: 4, 2

	UGB	CMU
Biggest lead	6 (2 nd OT 0:05)	15 (3 rd 8:21)
Best Scoring Run	14 (4 th 9:21)	9 (1 st 3:23)
Lead Changes	9	
Times Tied	10	
Time with Lead	11:43	31:32

	Points from Turnovers	UGB	CMU
Paint	24	27	
Second Chance	23	11	
Fast Breaks	6	6	
Bench	25	12	

	Period by Period Scoring						
	1st	2nd	3rd	4th	OT1	OT2	TOT
UGB	21	22	22	23	12	11	111
CMU	25	26	13	24	12	5	105



Official Basketball Box Score - Final
Missouri at Green Bay
11/16/19 Kress Events Center, Green Bay
2019-20 Women's Basketball

Game Time: 7:00 PM
Game Duration: 2:00
Attendance: 1,847

Officials: Jesse Dickinson, Angie Eklund, Roy Gulbeyan

Missouri - 64

Record: 1-3

NO. Name	Min	FG		3P	FT	Rebounds		Fouls		TP	AS	TO	ST	Blocks		BS +/-	
		M-A	M-A			OR	DR	TOT	PF					FD	FD		BS
13 Hannah Schuchts	F 29:43	4-5	3-4	2-2	2	6	8	3	4	2	13	1	2	0	2	0	7
12 Elle Brown	G 05:46	0-1	0-0	0-0	0	0	0	1	0	0	1	1	0	0	0	0	6
22 Jordan Roundtree	G 35:12	3-7	1-4	2-2	0	4	4	2	3	9	0	1	1	0	0	0	8
23 Amber Smith	G 29:19	5-12	2-5	0-0	1	7	8	5	0	12	2	3	0	0	0	0	2
24 Jordan Chavis	G 18:22	0-4	0-3	0-0	0	1	1	3	0	0	3	0	1	0	0	0	9
33 Alpha Blackwell	17:12	2-8	0-2	4-8	1	2	3	5	7	8	2	4	0	0	0	1	1
11 Haley Troup	22:33	1-7	1-4	3-4	0	4	4	1	2	6	1	2	2	0	1	5	5
43 Hayley Frank	25:43	4-11	1-4	3-3	3	1	4	5	6	12	2	3	3	0	1	2	2
45 Brittany Garner	02:24	0-0	0-0	0-0	0	0	0	2	0	0	0	0	0	0	0	0	4
10 Nadia Green	13:46	1-3	0-0	2-2	3	0	3	3	1	4	1	1	1	0	0	0	2
Team		20-58	8-26	16-21	12	28	40	30	21	64	13	17	8	2	2	8	0
Totals						2	3	5	0	0	0						

Technical Fouls: NONE

Shooting By Period		
1st FG%	3-16	18.8%
3PT%	2-8	25.0%
FT%	1-2	50%
2nd FG%	3-10	30.0%
3PT%	1-4	25.0%
FT%	4-5	80%
3rd FG%	5-14	35.7%
3PT%	1-6	16.7%
FT%	3-6	50%
4th FG%	9-18	50.0%
3PT%	4-8	50.0%
FT%	8-8	100%
GM FG%	20-58	34.5%
3PT%	6-26	30.8%
FT%	16-21	76.2%

Dead Ball Rebounds: 4, 0

Green Bay - 72

Record: 2-1

NO. Name	Min	FG		3P		FT		Rebounds		Fouls		TP	AS	TO	ST	Blocks		+/-
		M-A	M-A	M-A	M-A	OR	DR	TOT	PF	FD	FD					BS	BA	
32 Karly Murphy	F 20:34	1-4	0-0	0-2	1	5	6	3	4	2	4	0	0	1	0	0	8	8
3 Frankie Wurtz	G 31:25	6-13	0-4	3-4	1	5	6	5	4	15	3	2	0	0	0	2	12	12
4 Caitlyn Hibner	G 34:35	8-13	3-8	1-3	1	6	7	3	4	20	0	3	0	0	0	0	4	4
14 Meghan Pingel	G 31:40	3-5	1-2	1-2	0	4	4	4	3	8	3	1	5	0	0	9	9	9
25 Lyndsey Robson	G 35:20	2-7	1-4	6-9	0	1	1	2	9	11	2	4	0	0	0	5	0	5
44 Anna Dier	26:47	1-2	0-1	2-2	0	1	1	2	3	4	2	2	0	0	0	3	3	3
52 Madison Wolf	19:35	5-8	0-0	2-4	1	3	4	2	3	12	1	1	1	1	0	0	0	0
10 Anna Brecht	00:04	0-0	0-0	0-0	0	0	0	0	0	0	0	0	0	0	0	0	0	0
Team						0	2	2	0	0	2							
Totals		26-52	5-19	15-26	5	26	31	21	30	72	15	15	6	2	2	8	0	8

Technical Fouls: NONE

Shooting By Period		
1st FG%	7-18	38.9%
3PT%	0-5	0%
FT%	2-3	66.7%
2nd FG%	5-11	45.5%
3PT%	2-4	50.0%
FT%	3-7	42.9%
3rd FG%	9-17	52.9%
3PT%	2-8	25.0%
FT%	1-1	100%
4th FG%	5-6	83.3%
3PT%	1-2	50%
FT%	9-15	60%
GM FG%	26-52	50.0%
3PT%	5-19	26.3%
FT%	15-26	57.7%

Dead Ball Rebounds: 4, 1

MIZZOU		GB	
Biggest lead	0 (1 st 10:00)	18 (3 rd 5:36)	
Best Scoring Run	8 (4 th 3:11)	7 (1 st 2:25)	
Lead Changes	0		
Times Tied	0		
Time with Lead	00:00	38:50	

Points from Turnovers		MIZZOU		GB	
Turnovers	10	18			
Paint	20	36			
Second Chance	10	6			
Fast Breaks	15	16			
Bench	30	16			

Period by Period Scoring		MIZZOU		GB	
1st	2nd	3rd	4th	TOT	
MIZZOU	9	11	14	30	64
GB	16	15	21	20	72



Official Basketball Box Score - Final
South Dakota at Green Bay
11/09/19 Kress Events Center, Green Bay
2019-20 Women's Basketball

Game Time: 7:00 PM
Game Duration: 1:53
Attendance: 1,987

BOX SCORES



Official Basketball Box Score - Final
Green Bay at Chicago St.
11/23/19 Jones Convocation Center, Chicago
2019-20 Women's Basketball

Game Time: 8:00 PM
Game Duration: 1:35
Attendance: 124

Officials: Angel Kent, Anita Ortega, Erica Parker

Green Bay - 102

Record: 3-2

NO.	Name		Min	FG		3P		FT		Rebounds		Fouls		TP	AS	TO	ST	Blocks		+/-	
				M	A	M	A	M	A	OR	DR	OT	PF					FD	BS		BA
32	Karly Murphy	F	18:44	5	9	0	0	0	5	5	1	3	10	0	1	2	0	1	30		
44	Anna Dier	F	24:28	4	6	0	1	1	2	0	3	3	2	2	9	1	0	1	1	37	
3	Frankie Wurtz	G	18:39	3	8	2	4	1	2	0	4	4	0	1	9	3	0	3	0	29	
4	Caitlyn Hibner	G	27:28	10	13	1	1	5	5	3	8	11	1	4	26	1	1	0	0	37	
14	Meghan Pingel	G	23:23	1	2	0	0	2	2	0	1	1	0	1	4	9	0	3	0	34	
25	Lyndsey Robson		26:01	5	8	1	3	7	7	1	3	4	1	5	18	8	0	3	2	37	
52	Madison Wolf		21:16	5	11	0	0	0	0	2	6	8	2	1	10	2	2	1	2	26	
10	Anna Brecht		22:42	4	6	0	1	6	6	0	3	3	2	4	14	1	0	0	0	31	
11	Patricia Gallasová		15:19	1	4	0	3	0	0	1	0	1	2	1	2	4	1	2	0	19	
Team																					
Totals						38-67	4-13	22-24		7	33	40	11	22	102	29	7	15	5	5	56

Technical Fouls: NONE

Shooting By Period		
1st FG%	13-19	68.4%
3PT%	3-5	60.0%
FT%	2-2	100%
2nd FG%	8-15	50.0%
3PT%	0-3	0.0%
FT%	9-9	100%
3rd FG%	5-13	38.5%
3PT%	1-2	50.0%
FT%	10-11	90.9%
4th FG%	12-19	63.2%
3PT%	0-3	0.0%
FT%	1-2	50%
GM FG%	38-67	56.7%
3PT%	4-13	30.8%
FT%	22-24	91.7%

Dead Ball Rebounds: 2, 4

Chicago St. - 46

Record: 0-6

NO.	Name	Min	FG		3P		FT		Rebounds		Fouls		TP	AS	TO	ST	Blocks		BS +/-	
			M	A	M	A	M	A	OR	DR	PF	FD					BS	BA		
22	Ines Mata Boix	F 25:10	1-6	0-1	0-0	5	9	14	3	1	2	0	4	0	1	1	37			
2	Taylor Robinson	G 10:47	1-1	0-0	0-0	0	0	0	2	0	2	1	2	0	0	0	-19			
10	Tyesha Bowers	G 32:40	3-17	2-4	6-8	1	4	5	3	4	14	1	6	0	0	1	-45			
21	Aja Poupiphat	G 32:54	4-8	3-4	0-0	2	1	3	4	1	11	5	2	1	0	1	-50			
23	Kourtney Crane	G 32:55	1-10	0-4	3-4	1	3	4	4	3	5	1	1	2	2	1	-50			
4	Alexandria Cliff	25:38	0-5	0-2	0-2	2	1	3	3	1	0	0	2	0	1	1	-34			
11	Tuana Dinc	08:07	0-0	0-0	0-0	0	1	1	0	0	0	0	2	0	0	0	-11			
20	Bethany Carstens	17:40	3-12	3-8	0-0	2	1	3	3	0	9	1	3	0	0	0	-22			
14	Precious Adediran	05:14	0-1	0-1	0-0	0	1	1	0	1	0	0	0	1	0	1	-4			
24	Zippora Johnson	04:20	0-1	0-0	0-0	0	0	0	0	0	0	0	0	0	0	0	-2			
0	Kiarra Brown-Shaw	04:37	1-2	1-1	0-0	0	0	0	0	0	3	1	0	0	0	0	-6			
Team						0	0	0	0	0	0				1					
Totals			14-63	9-25	9-14	13	21	34	22	11	46	10	24	3	5	5	-56			

Technical Fouls: NONE

Shooting By Period		
1st FG%	4-11	36.4%
3PT%	2-5	40.0%
FT%	0-2	0%
2nd FG%	2-17	11.8%
3PT%	1-4	25.0%
FT%	4-4	100%
3rd FG%	5-20	25.0%
3PT%	3-10	30.0%
FT%	1-2	50%
4th FG%	3-15	20.0%
3PT%	3-6	50.0%
FT%	4-6	66.7%
GM FG%	14-63	22.2%
3PT%	9-25	36.0%
FT%	9-14	64.3%

Dead Ball Rebounds: 4, 1

WGB		CSU		Points from		WGB		CSU		Period by Period Scoring				
Biggest lead		56 (4 th 3:03)		0 (1 st 10:00)		Turnovers		36		2				
Best Scoring Run		10 (4 th 3:03)		3 (1 st 6:34)		Paint		68		4		WGB		
Lead Changes		0				Second Chance		11		7		31		
Times Tied		0				Fast Breaks		28		8		10		
Time with Lead		39:51		00:00		Bench		44		12		9		
												14		
												13		
												46		