

GREEN BAY

BASKETBALL



ADRIAN RITCHIE
FIRST TEAM ALL-LEAGUE
ALL-DEFENSIVE TEAM



SARAH EICHLER
SECOND TEAM ALL-LEAGUE
ALL-DEFENSIVE TEAM



**2012-13 POSTSEASON
MEDIA GUIDE**

15 Consecutive Horizon League Regular Season Titles • 14th NCAA Tournament Appearance •



ATHLETICS COMMUNICATIONS

Media Contact: Justin Grones

Email: gronesj@uwgb.edu

Office: 920.465.5759

Cell: 920.264.7332

Twitter: @JustinGrones; @GBPhoenixWBB



#20/20 GREEN BAY (29-2, 16-0 HL)

- Horizon League Tournament Champions •
- Regular Season Horizon League Champions •
- Fifth-Straight NCAA Tournament Appearance •

Phoenix Facts

Head Coach: Kevin Borseth

Alma Mater: Lake Superior State, '76

Green Bay (1st/10th season): 245-64, 141-13 HL

Career (26th season): 557-234

NCAA Tournament Record: 2-8

Green Bay in the NCAA Tournament

Overall Record: 6-13

Neutral Court Record: 5-4

Last Four Berths: 4-4

Recent Trips: First Round (2009), Second Round (2010), Sweet 16 (2011), Second Round (2012)

SETTING THE STAGE

With Horizon League Championship hardware in hand, Green Bay makes its 14th NCAA Tournament appearance after picking up its 13th conference tournament title in a 54-38 win over Loyola on Sunday. The win gave the Phoenix its fourth-straight Horizon League Tournament title and the right to appear in a fifth consecutive NCAA Tournament. Green Bay enters the postseason riding a 24-game winning streak, having last lost on Dec. 5 at Central Michigan.

THREE-POINT PLAY

1. Postseason Props: Seniors Adrian Ritchie and Sarah Eichler received a fair share of recognition for their efforts this season when the All-Horizon League teams were announced on March. 11. Ritchie was named to the All-Horizon League First Team, Eichler was named to the Second Team and both players received All-Defensive Team honors. After averaging 19.7 points per game during the Horizon League Championship, Ritchie was named the tournament's MVP while Eichler was a member of the All-Tournament Team.

2. A Familiar Place: Green Bay's senior class has advanced to the NCAA Tournament in all four seasons with the program. Seniors Adrian Ritchie and Sarah Eichler have each played in seven NCAA Tournament contests, and will tie the program's best mark of eight (Julie Wojta and Hannah Quilling, 2008-12) when they take the court in this year's opening round game against LSU. The current Phoenix roster has combined to play in a remarkable 33 games in the Big Dance.

3. Defensive Dominance: Green Bay enters the NCAA Tournament with the nation's second-best scoring defense at just 48.1 points per game, currently the best single-season mark in program history. The Phoenix has held down the No. 1 spot in that category on two occasions this season and has been in the top five each week since Jan. 6. In 19 of 31 contests this season, opponents failed to score more than 50 points. Head coach Kevin Borseth's squad limited the opposition to less than 40 points on eight occasions.

GREEN BAY PROBABLE STARTERS

No.	Name	Pos.	Ht.	Yr.	PPG	RPG	MPG	Notes
13	Adrian Ritchie	G	5-11	Sr.	14.2	5.1	32.2	Program leader for 3FGs
14	Megan Lukan	G	5-7	RSr.	7.1	2.8	31.7	Scored 19+ 3x in 4 of last 6 games
22	Lydia Bauer	F	6-0	Sr.	10.0	4.6	32.0	977 career points
43	Sarah Eichler	F	5-11	Sr.	11.5	4.0	30.0	12 pts, 4 reb, 4 ast in HL Semis
45	Stephanie Sension	F	6-3	RSr.	10.1	4.5	21.9	Shooting 53.5% from the field

KEY RESERVES

No.	Name	Pos.	Yr.	Ht.	PPG	RPG	MPG	Notes
3	Breannah Ranger	F	RJr.	6-2	7.5	5.0	17.9	12 pts, 6 reb in HL title game (3/17)
25	Jenny Gilbertson	F	RSr.	6-2	4.3	3.3	17.6	Only reserve to play in all 31 games
20	Sam Zastrow	G	RJr.	5-5	1.1	0.8	6.6	Tied career-high 5 pts vs. Valpo
00	Brionna Barnett	G	Fr.	5-6	1.1	0.5	6.1	13 pts on 3-4 3pt shooting vs. CSU
12	Taylor Thomas	G/F	RFr.	6-0	1.0	0.8	4.1	Tied career high w/ 4 pts at MIL

2012-13 Schedule

Exhibition

Oct. 27	JUDSON (EX)	W, 103-31
Nov. 3	MICHIGAN TECH (EX)	W, 75-36

November

Nov. 10	at Northern Iowa	W, 54-53
Nov. 17	CENTRAL MICHIGAN	W, 75-48
Nov. 22	James Madison^	L, 89-86 (OT)
Nov. 23	Missouri^	W, 55-33
Nov. 24	Richmond^	W, 79-48
Nov. 30	INDIANAPOLIS	W, 64-52

December

Dec. 5	at Central Michigan	L, 54-50
Dec. 8	at Marquette	W, 55-46
Dec. 18	NORTH DAKOTA STATE	W, 72-37
Dec. 23	WISCONSIN	W, 53-38
Dec. 30	at Wichita State	W, 63-42

January

Jan. 5	ST. BONAVENTURE	W, 61-42
Jan. 8	DETROIT*	W, 62-31
Jan. 12	WRIGHT STATE*	W, 71-44
Jan. 17	at Cleveland State*	W, 52-49
Jan. 19	at Youngstown State*	W, 59-41
Jan. 26	at Valparaiso*	W, 78-55
Jan. 28	at Wright State*	W, 70-48

February

Feb. 2	UIC*	W, 99-53
Feb. 7	Loyola*	W, 65-62
Feb. 9	MILWAUKEE*	W, 64-49
Feb. 14	CLEVELAND STATE*	W, 88-51
Feb. 16	YOUNGSTOWN STATE*	W, 60-46
Feb. 23	VALPARAISO*	W, 80-38
Feb. 28	at Detroit*	W, 71-63

March

Mar. 2	at UIC*	W, 67-36
Mar. 7	LOYOLA*	W, 63-37
Mar. 9	at Milwaukee*	W, 80-56

Horizon League Championship

All Games Played in Green Bay, Wis.

Mar. 13	VALPARAISO	W, 80-59
Mar. 15	DETROIT	W, 71-54
Mar. 17	LOYOLA	W, 54-38

^ Cancun Challenge (Cancun, Mexico)

* denotes Horizon League contest



15 Consecutive Horizon League Regular Season Titles • 14th NCAA Tournament Appearance •

2012-13 QUICK FACTS

Location..... Green Bay, Wis.
Founded 1965
Enrollment 6,600
Nickname Phoenix
Colors Green and White with Red Trim
Home Court..... Kress Center (4,018)
Conference..... Horizon League
President..... Dr. Thomas Harden
Athletics Director Ken Bothof

COACHING STAFF

Head Coach Kevin Borseth
Record/Years 557-234/26th Season
Alma Mater Lake Superior State, '76
Associate Head Coach..... John Barnes
Alma Mater Michigan Tech, '95
Assistant Coach Sarah Bronk
Alma Mater St. Thomas, '99
Assistant Coach Amanda Leonhard-Perry
Alma Mater Green Bay, '03
Basketball Office Phone 920.465.5077
Athletic Trainer Dusty Lang

TEAM INFORMATION

2011-12 Record..... 31-2
Horizon League Record (Finish)..... 17-1 (First)
Letterwinners Returned/Lost 8/2
Starters Returned/Lost..... 4/1

ATHLETICS COMMUNICATIONS

WBB Contact Justin Grones
Office Phone..... 920.465.5759
Office Fax..... 920.465.2652
Cell Phone 920.264.7332
Email..... gronesj@uwgb.edu
Website GreenBayPhoenix.com

Phoenix Notes

Experienced Eichler: With an appearance in the first round, senior Sarah Eichler will have played in more contests than any other player in the 40-year history of Green Bay women's basketball. The 1,000-point club member tied the mark (Celeste Hoewisch, 2007-11) in the Horizon League Championship title game against Loyola on March 17 with her 132nd appearance.

That's Ritch: Senior Adrian Ritchie enters the postseason as the program's best 3-point shooter. The hometown heroine has connected on 195 of her 533 attempts from behind the arc, both the top marks in program history. She's currently fourth on the all-time list with a .815 free throw percentage and holds down the No. 10 spot with 231 steals in her standout career. She also tied the program record for 3-pointers in a season with 70 and has 184 attempts from downtown—the most ever attempted in a single season.

Senior Success: Green Bay's five-member senior class is now 10-1 in Horizon League Tournament games after Sunday's win. The class also boasts a 4-3 record in the NCAA Tournament with a Sweet 16 appearance in 2011 and two trips to the Second Round. To date, the class has helped the program achieve a remarkable 122-15 record during its time in at Green Bay.

In Good Company: During the past five seasons, Green Bay is the third-winningest team (based on percentage) in NCAA Division I with a 176-21 (.893) mark trailing only Connecticut and Stanford. The Phoenix has the fifth-most wins in Division I during that same stretch, and also has the second-most consecutive winning seasons with 36 (Tennessee 40, Louisiana Tech 38). The Lady Techsters had their streak snapped this year after finishing 14-17, making Green Bay's the second-longest active streak.

Three for 1,000?: Senior Lydia Bauer is next in line to join Green Bay's 1,000-point club, needing just 23 points to accomplish the feat. Bauer averages 10.0 points per contest this season and also shoots 37 percent from long range. Seniors Adrian Ritchie and Sarah Eichler have already joined the club this season, but never in program history have three players joined in one season.

Media Policies and Information

Credential Requests

• Requests for media credentials for the 2012-13 Green Bay women's basketball team should be made to Justin Grones at (920) 465-5759. Credentials for Green Bay's away games should be obtained through the athletics communications office of the home team.

Interview Requests

• Members of the media wanting to interview head coach Kevin Borseth and student-athletes must make arrangements through the Green Bay Athletics Communications office. Please contact Justin Grones with all requests.

Practice Schedule and Policies

- Weekday practice for the Green Bay women's basketball team will generally take place in the arena at the Kress Events Center. All practice times are subject to change.
- Please contact Justin Grones in advance when planning to attend practice to confirm practice times and locations.
- Interviews with student-athletes and head coach Kevin Borseth can be conducted before or after practice upon request.

GreenBayPhoenix.com

• Visit the official Green Bay athletics website at GreenBayPhoenix.com. The website will feature complete coverage of the program, including press releases, game notes, bios, game recaps, feature stories and videos.

Please Green Bay, Not UWGB, UW-Green Bay, etc.

• Please refer to the University of Wisconsin-Green Bay as **Green Bay**, not UWGB. Green Bay Athletics is making an effort to brand itself as Green Bay and in lieu of other references, including UW-Green Bay, Wisc.-Green Bay, Wisconsin-Green Bay, etc. We appreciate your assistance with this effort in advance.

Media Services

• Game programs, game notes, updated team and conference statistics will be available one hour prior to each game. First half statistics will be distributed during halftime and full statistical packets will be distributed to the media at the conclusion of each game.

Post-Game Interviews

• Head coach Kevin Borseth and select student-athletes will be made available in the media room following a brief 10-minute cooling off period. A member of the Green Bay athletics communications staff will solicit media requests for players with approximately five minutes left in the game. At the conclusion of most contests, the visiting coach will also conduct a press conference in the media room.

Follow the Phoenix

- On the Radio: All home and away games will be broadcast on WDUZ The Fan
- On the Web: Access GreenBayPhoenix.com
- On Twitter: Follow @GBPhoenix, @GBPhoenixWBB and @JustinGrones
- On Facebook: Like Green Bay Phoenix and Green Bay Women's Basketball



NCAA Stat Rankings

	Mark	Rank (of 343)
Scoring Offense	67.8	62nd
Scoring Defense	48.1	2nd
Scoring Margin	+19.6	5th
FG%	.450	9th
FG% Defense	.343	12th
3FG%	.351	26th
3FG% Defense	.255	10th
3FG Made/Game	7.5	19th
Free Throw %	.705	119th
Rebound Margin	+2.3	104th
Won-Lost %	.935	6th
Assists Per Game	17.9	6th
Turnovers Per Game	13.2	12th
Ast-to-Turnover Ratio	+1.36	4th
Turnover Margin	+5.81	10th
A. Ritchie A-TO Ratio	+2.19	17th
M. Lukan A-TO Ratio	+2.13	23rd

Phoenix Leaders

Points	
Adrian Ritchie	14.2
Rebounds	
Adrian Ritchie	5.1
Assists	
Megan Lukan	4.3
Steals	
Ritchie.....	2.6
Blocks	
Ritchie.....	0.6
Minutes	
Lydia Bauer	32.1
Field Goal Percentage	
Breannah Ranger.....	54.2 (91-168)
3FG Percentage	
Sarah Eichler.....	39.3 (42-107)
Free Throw Percentage	
Ritchie.....	85.7 (66-77)

Phoenix Notes

On a Roll: The Phoenix has won 24-straight games including the final 21 games of the regular season. The team's regular season streak during the 2012-13 campaign finished fourth all-time for regular season winning streaks in program history.

Ranger Danger: Redshirt junior Breannah Ranger has blossomed into a dangerous post threat this season after entering the 2012-13 campaign with just 79 career points in 215 minutes in two seasons. This season, Ranger has given Green Bay a weapon down low off the bench, averaging 7.5 points per game. She scored a career-high 16 points on Feb. 2 against UIC and has two double-doubles this season. In the Horizon League Championship game, she had a dominant second half en route to 12 points and six rebounds.

Late-Season Lukan: Redshirt sophomore Megan Lukan entered the contest against Valparaiso on Feb. 23 just 6-of-34 from long range this season. In eight games since then, the Canadian import has become a long-range weapon in the Phoenix arsenal while connecting on 20-of-48 attempts. In three games against Detroit this season Lukan was an incredible 11-of-19 from downtown including a 6-of-8 performance in the second half alone in a Motor City win on Feb. 28.

A Point Forward: Senior Sarah Eichler has long been known as a tough, driving forward that can knock down a three or score in the post, but this season, she has evolved into an assisting machine. During the past 13 games, Eichler has averaged a team-best 5.5 assists per game, including a career-high 11 in the Horizon League Championship quarterfinal win over Valparaiso on March 13.

Balanced Attack: The Phoenix features four players averaging 10 points per game or better, led by senior Adrian Ritchie at 14.2 points per contest. In addition to four of five starters averaging in double figures, Breannah Ranger and Jenny Gilbertson add 7.5 and 4.3 points per game off the bench, respectively.

Consistency is Key: Green Bay is one of the few teams in the nation that can say it has used the same starting five in every game this season. Megan Lukan, Adrian Ritchie, Lydia Bauer, Sarah Eichler and Stephanie Sension have started each game of the 2012-13 campaign.

Home Court Advantage: Including three games in the Horizon League Tournament, Green Bay finished a perfect 16-0 at the Kress Center this season.

2012-13 Green Bay Roster

No.	Name	Pos.	Yr.	Ht.	Hometown/High School (Last)
00	Brionna Barnett	G	Fr.	5-6	Elkhart, Ind. (Elkhart Memorial)
3	Breannah Ranger	F	RJr.	6-2	Skokie, Ill. (Niles North)
4	Kaili Lukan	G	Fr.	5-10	Barrie, Ontario, Canada (Barrie Central)
10	Mehryn Kraker	F	Fr.	6-0	West Allis, Wis. (West Allis Central)
12	Taylor Thomas	G/F	RFr.	6-0	Wausau, Wis. (Wausau Newman)
13	Adrian Ritchie	G	Sr.	5-11	De Pere, Wis. (De Pere)
14	Megan Lukan	G	RSo.	5-7	Barrie, Ontario, Canada (Barrie Central)
20	Sam Zastrow	G	RJr.	5-5	Algoma, Wis. (Algoma)
21	Ellen Edison	G	RFr.	5-9	Maple Grove, Minn. (Maple Grove)
22	Lydia Bauer	F	Sr.	6-0	Lake Zurich, Ill. (Lake Zurich)
25	Jenny Gilbertson	F	RSr.	6-2	Wabasha, Minn./Winona Cotter (Kansas State)
41	Hannah Eichler	G	Fr.	5-11	Grafton, Wis. (Grafton)
43	Sarah Eichler	F	Sr.	5-11	Grafton, Wis. (Grafton)
44	Mariah Monke	F	Fr.	6-2	Fergus Falls, Minn. (Fergus Falls)
45	Stephanie Sension	F	RSr.	6-3	Hopkins, Minn. (Hopkins)

Pronunciation

Lydia BAUER.....	BOW-uhr
EICHLER	IKE-luhr
Mehryn Kraker.....	Crocker
KAILI LUKAN.....	Kay-lee Lou-KIN
Mariah MONKE.....	MAH-n-key
BREANNAH Ranger	Bree-ANN-nah
Stephanie SENSION	Sen-CHUN
Amanda LEONHARD-Perry	Len-HERD

By Class

Freshmen.....	7
Sophomores	1
Juniors	2
Seniors.....	5

By Position

Guards	8
Forwards.....	7

By State

Wisconsin	6
Minnesota	4
Illinois	2
Ontario (Can.).....	2
Indiana.....	1

Tweetable Tidbits

Follow @GBPhoenixWBB,
@HorizonLeague
and @JustinGrones

This year marks the fifth straight NCAA Tournament appearance for @GBPhoenixWBB.
#gophoenix #HLWBB

@GBPhoenixWBB is 4-4 in its last four trips to the NCAA Tournament. #gophoenix #HLWBB

Following a 54-38 win over Loyola in the @HorizonLeague Championship, @GBPhoenixWBB has won 24 straight. #gophoenix #HLWBB

@GBPhoenixWBB advanced to the Sweet 16 in the 2011 NCAA Tournament. #gophoenix #HLWBB

Senior Lydia Bauer enters the postseason 23 pts shy of 1,000. 3 players have never joined in 1 season. #gophoenix #HLWBB

No. 7 seed @GBPhoenixWBB nearly defeated No. 2 seed Kentucky in the Second Round last year. #gophoenix #HLWBB

Kevin Borseth enters the tournament with two career NCAA Tournament wins, both at the helm of @GBPhoenixWBB.
#gophoenix #HLWBB

FOLLOW @GBPhoenixWBB



Phoenix Notes

Sharing is Caring: Head coach Kevin Borseth prides his team's ability and willingness to make the extra pass. The Phoenix has 555 assists this season, just six shy of entering the top-10 in the program record book. In a 99-53 win over UIC on Feb. 2, Green Bay used a program-record 34 assists on 36 field goals to break a 27-year-old record for assists in a single game.

In the Polls: Green Bay remains at No. 20 in the AP Top 25 poll and USA Today Coaches poll for a third straight week after the release of the latest rankings on Monday night. The Phoenix started the season ranked rv/25 before dropping out from Nov. 26 until Jan. 26 when the team began to receive votes again. Green Bay made its AP poll debut on Feb. 18 ranked No. 25 before cracking the top 25 of the Coaches poll on Feb. 26.

TV Stars: The Phoenix heads to the tournament with a perfect 4-0 record in televised games this season. Green Bay started its current 24-game winning streak on Dec. 8 in a 55-46 win at Marquette, and also picked up wins on the tube against Wisconsin (12/23), Detroit (1/8), Cleveland State (2/14) and Loyola (3/17).

Against the Big Ten: Green Bay extended its Big Ten winning streak to eight games with a 53-38 win over Wisconsin on Dec. 23. In that contest, the Phoenix held Wisconsin to a program-worst 10 points in the first half while forcing 25 turnovers and limiting the Badgers to just 30.2 percent from the field. Green Bay also neutralized post threat Cassie Rochel, holding her scoreless while finishing with a 38-6 advantage in the paint.

Artists in the Paint: Despite never playing at the same time together this season, Green Bay's post duo of Stephanie Sension and Breannah Ranger has helped the Phoenix become dominant in the lane this season. Green Bay holds a 982-532 advantage in points in the paint this season and has scored 40 or more points in the lane six times this year.

Freshmen Fill: Including two redshirts from last season, Green Bay's roster features seven freshmen—the largest freshman class in program history and the second-largest class in the Horizon League behind UIC's eight-member squad.

Horizon League Championship Game

GREEN BAY 54, Loyola 38

Green Bay picked up its 12th Horizon League Tournament Championship and 13th conference tournament title overall with a 54-38 victory over Loyola. The win marked the third straight Horizon League tournament title and the fifth-straight bid to the NCAA Tournament.

Starting as a back-and-forth battle, Green Bay used a 17-4 run to build a 21-8 lead with 7:45 remaining in the first half. The Phoenix later used a 9-2 run to take a 34-17 lead into the break.

From there, the offense shut down for both sides as the defenses heated up. Loyola scored the first four points of the half, but despite long scoring droughts the Phoenix was able to contain the Ramblers attack and hang on for the double-digit win.

On her final shot attempt at the Kress Center, Adrian Ritchie sank a three for the dagger with 30 seconds remaining.

Green Bay held Loyola to just 29.8 percent shooting and forced 15 turnovers on a team that averages the second-fewest turnovers in the nation.

Official Basketball Box Score -- Game Totals -- Final Statistics Loyola Chicago vs Green Bay 03/17/13 12:00 PM at GREEN BAY, WIS. (KRESS CENTER)

Loyola Chicago 38 • 17-15 (10-6)

#	Player	Total		3-Pr		Rebounds		PF	TP	A	TO	Blk	Stl	Min	
		FG-FGA	FG-FGA	FT-FTA	FT-FTA	Off	Def								Total
04	LAW, Simone	f	4-12	0-1	4-6	4	10	14	2	12	0	2	0	1	39
21	HAMBRIC, Troy	f	2-2	0-0	3-4	1	1	2	3	7	0	3	3	11	25
05	ALBANO, Monica	g	4-16	1-9	0-2	1	6	7	1	9	1	1	1	0	40
24	BEAVERS, Ayrealle	g	0-5	0-3	0-0	0	4	4	2	0	2	5	1	0	28
25	JOHNSON, Taylor	g	2-7	0-1	1-2	1	4	5	3	5	3	3	2	0	36
12	FAUGHT, Katie	f	1-2	1-2	0-0	0	0	0	3	0	0	0	0	0	10
32	BOOKER, Lyndsey	f	0-2	0-2	0-0	0	0	0	0	0	0	0	0	0	17
34	SKUBE, Abby	f	1-1	0-0	0-0	1	0	1	0	2	0	0	0	0	3
42	MICEK, Gabby	f	0-0	0-0	0-0	0	0	0	0	0	0	1	0	0	2
	Team					1	6	7							
	Totals		14-47	2-18	8-14	9	31	40	11	38	6	15	7	2	200

FG % 1st Half: 7-25 28.0% 2nd half: 7-22 31.8% Game: 14-47 29.8%
3FG % 1st Half: 1-9 11.1% 2nd half: 1-9 11.1% Game: 2-18 11.1%
FT % 1st Half: 2-6 33.3% 2nd half: 6-6 75.0% Game: 8-14 57.1%
Deadball Rebounds: 3

Green Bay 54 • 29-2 (16-0)

#	Player	Total		3-Pr		Rebounds		PF	TP	A	TO	Blk	Stl	Min	
		FG-FGA	FG-FGA	FT-FTA	FT-FTA	Off	Def								Total
43	EICHLER, Sarah	f	7-14	2-8	0-1	1	6	7	2	16	4	0	0	0	35
45	SENSION, Stephanie	f	1-4	0-1	0-0	0	0	0	1	2	0	0	0	0	15
13	RITCHIE, Adrian	g	6-12	3-6	0-0	3	6	9	2	15	2	2	0	0	35
14	LUKAN, Megan	g	0-8	0-7	1-2	2	2	4	4	1	6	1	0	2	35
22	BAUER, Lydia	g	3-11	0-5	0-0	1	2	3	1	6	0	1	0	1	34
00	BARNETT, Bryonna	f	0-0	0-0	0-0	0	0	0	0	0	0	0	0	0	1
03	RANGER, Breannah	f	5-12	0-0	2-2	0	6	6	2	12	1	0	0	2	25
12	THOMAS, Taylor	f	0-0	0-0	0-0	0	0	0	0	0	0	0	0	1	1
20	ZASTROW, Sam	f	0-0	0-0	0-0	0	0	0	0	0	0	0	0	0	1
21	EDISON, Ellen	f	0-0	0-0	0-0	0	0	0	0	0	0	0	0	0	1
25	GILBERTSON, Jenny	f	1-3	0-1	0-0	0	4	3	2	2	1	0	1	0	17
	Team					5	1	6							
	Totals		23-64	5-28	3-5	12	27	39	15	54	15	7	0	7	200

FG % 1st Half: 15-30 50.0% 2nd half: 8-34 23.5% Game: 23-64 35.9%
3FG % 1st Half: 4-14 28.6% 2nd half: 1-14 7.1% Game: 5-28 17.9%
FT % 1st Half: 0-1 0.0% 2nd half: 3-4 75.0% Game: 3-5 60.0%
Deadball Rebounds: 0

Officials: BARB SMITH, JESSE DICKERSON, TIM DALEY, KEVIN DILLARD
Technical fouls: Loyola Chicago-None, Green Bay-None.
Attendance: 2367
HORIZON LEAGUE CHAMPIONSHIP GAME

Score by periods	1st	2nd	Total
Loyola Chicago	17	21	38
Green Bay	34	20	54

Points	In	Off	2nd	Fast
GB	Paint	T/O	Chance	Break
LUC	8	8	2	5
GB	32	12	6	4

Last FG - LUC 2nd-01:07, GB 2nd-00:31.
Largest lead - LUC None, GB by 17 1st-00:04.
Score tied - 2 times.
Lead changed - 0 times.



15 Consecutive Horizon League Regular Season Titles • 14th NCAA Tournament Appearance •

The Last Time Green Bay...

Scored 100 points
103 vs. Lewis (12/17/05)

Scored 90 points
99 vs. UIC (2/2/13)

Had 50 rebounds
50 vs. North Dakota (12/1/10)

Hit 10-plus three-pointers
13 (13-34, 38.2%) vs. Valparaiso (3/13)

Had 20-plus assists
24 vs. Valparaiso (3/13)

Shot 50-plus percent from the field
.542 (32-59) vs. Cleveland State (2/14/13)

Shot 50-plus percent from three
.600 (12-20) at Milwaukee (3/9/13)

Shot 80-plus percent from the free-throw line
.905 (19-21) vs. Detroit, 3/15/13

Won five or more consecutive games
24 (12/8/12 - Present)

Won 10 or more consecutive games
24 (12/8/12 - Present)

HAD A PLAYER...

Score 30 points
30 by Julie Wojta (vs. Wright State, 2/11/12)

Score 25 points
27 by Adrian Ritchie (vs. Valparaiso, 3/13/13)

Score 20 points
27 by Adrian Ritchie (vs. Valparaiso, 3/13/13)

Make 10 field goals
10 by Lydia Bauer (vs. UIC, 2/2/13)

Have a double-double
Breannah Ranger (vs. Valparaiso, 2/23/13 - 11 pts 10 reb)

Have 15 rebounds
15 by Julie Wojta (at Youngstown State, 2/18/12)

Have 10 assists
11 by Sarah Eichler (vs. Valparaiso, 3/13/13)

Have five steals
5 by Adrian Ritchie (at Cleveland State, 1/17/13)

Have five blocks
6 by Nicole Soulis (vs. Detroit, 2/18/06)

Play 40 or more minutes
40 by Adrian Ritchie (vs. Youngstown State, 2/16/13)

2012-13 Notables

	SEASON	CAREER
Double-Doubles		
Stephanie Sensen.....	2.....	2.....
Breannah Ranger.....	2.....	2.....
Adrian Ritchie.....	1.....	1.....
Jenny Gilbertson.....	1.....	1.....
Lydia Bauer.....	1.....	1.....
Double-Figure Scoring		
Adrian Ritchie.....	23.....	63.....
Sarah Eichler.....	19.....	46.....
Lydia Bauer.....	16.....	52.....
Stephanie Sensen.....	14.....	25.....
Breannah Ranger.....	11.....	12.....
Megan Lukan.....	6.....	14.....
Jenny Gilbertson.....	3.....	6.....
Brionna Barnett.....	1.....	1.....
20-Point Games		
Adrian Ritchie.....	5.....	10.....
Sarah Eichler.....	3.....	3.....
Lydia Bauer.....	5.....	6.....
Megan Lukan.....	2.....	3.....
Games as Leading Scorer		
Sarah Eichler.....	10.....	16.....
Adrian Ritchie.....	8.....	15.....
Lydia Bauer.....	5.....	15.....
Megan Lukan.....	4.....	4.....
Stephanie Sensen.....	2.....	3.....
Breannah Ranger.....	2.....	2.....
Jenny Gilbertson.....	1.....	1.....
Double-Figure Rebounding		
Breannah Ranger.....	3.....	3.....
Stephanie Sensen.....	2.....	2.....
Lydia Bauer.....	1.....	2.....
Adrian Ritchie.....	1.....	1.....
Jenny Gilbertson.....	1.....	1.....
Games as Steals Leader		
Adrian Ritchie.....	18.....	28.....
Lydia Bauer.....	6.....	13.....
Sarah Eichler.....	4.....	13.....
Megan Lukan.....	4.....	10.....
Breannah Ranger.....	3.....	3.....
Stephanie Sensen.....	2.....	2.....
Jenny Gilbertson.....	1.....	1.....

Team and Player Highs

	Green Bay	Opponent
Points	27, Adrian Ritchie vs. Valpo (3/13)	32, Tarik Hislop vs. James Madison (11/22)
Field Goals Made	11, Adrian Ritchie vs. C. Michigan (11/17)	12, Tarik Hislop vs. James Madison (11/22)
Field Goals Attempted	19, Adrian Ritchie vs. C. Michigan (11/17)	21, Tarik Hislop vs. James Madison (11/22)
3FGs Made	7, Adrian Ritchie vs. Valpo (3/13)	6, Monica Albano at Loyola (2/7)
3FGs Attempted	14, Adrian Ritchie vs. Valpo (3/13)	14, Monica Albano at Loyola (2/7)
Free Throws Made	7, Sarah Eichler vs. James Madison (11/22)	10, Tabitha Gerardot vs. Valpo (3/13)
Free Throws Attempted	11, Sarah Eichler vs. James Madison (11/22)	10, Shalonda Winton v. Cleveland St. (2/14)
Rebounds	13, Jenny Gilbertson vs. UIC (2/2)	14, Simone Law vs. Loyola (3/17)
Assists	11, Sarah Eichler vs. Valpo (3/13)	8, Angela Mickens vs. James Madison
Steals	7, Adrian Ritchie vs. Detroit (1/8)	5, Dani DeGagne vs. NDSU (12/18)
Blocked Shots	3, Adrian Ritchie vs. Youngstown State (2/16)	5 (2x), Cassie Rochel vs. Wisc. (12/23)
Minutes	45, Adrian Ritchie vs. James Madison (11/22)	40 (4x) L: Monica Albano vs. Loyola (3/13)

	GB High	GB Low	Opp. High	Opp. Low
Points	99 vs. UIC (2/2)	50 at CMU (12/5)	89 vs. JMU (11/22)	31 vs. DET (1/8)
Points/Half	51 vs. UIC (2/2)	20 vs. Loyola (3/17)	42 vs. JMU (11/22)	10 vs. WIS (2/23)
FGs Made	31 vs. JMU (11/22)	15 vs. MIZZ (11/23)	33 vs. JMU (11/22)	11 (3x) vs. Valpo (2/23)
FGs Attempted	66 vs. JMU (11/22)	44 vs. Detroit (3/15)	66 vs. JMU (11/22)	37 at WSU (12/30)
FG Percentage	59.6 at Valpo (1/26)	26.8 vs. MIZZ (11/23)	50.0 vs. JMU (11/22)	21.2 vs. Valpo (2/23)
3FGs Made	15 at DET (2/28)	2 at Loyola (2/7)	10 at UNI (11/10)	1 at UIC (3/2)
3FGs Attempted	36 at DET (2/28)	12 vs. WIS (12/23)	23 vs. JMU (11/22)	12 (3x) L: at UIC (3/2)
3FG Percentate	60.0 at MIL (3/9)	14.3 at Loyola (2/7)	38.1 at Loyola (2/7)	8.3 at UIC (3/2)
FTs Made	22 at MIL (3/9)	3 vs. Loyola (3/17)	19 (2x) L: Valpo (3/13)	3 at UNI (11/10)
FTs Attempted	30 at MIL (3/9)	5 vs. Loyola (3/17)	27 at WSU (12/30)	4 at UNI (11/10)
Free Throw %	100.0 vs. WIS (12/23)	47.1 at WSU (12/30)	92.3 vs. SBU (1/5)	42.1 vs. UIndy (11/30)
Rebounds	42 (3x) L: at UIC (3/2)	22 vs. Detroit (3/15)	44 at CMU (12/5)	21 vs. RICH (11/24)
Assists	34 vs. UIC (2/2)	7 vs. CMU (12/5)	15 (2x) L: at DET (2/28)	4 vs. NDSU (12/18)
Steals	16 at MARQ (12/8)	4 (3x) L: vs. YSU (2/16)	12 at Loyola (2/7)	2 (2x) L: at YSU (1/19)
Blocked Shots	7 at YSU (1/19)	0 (3x) L: vs. LOY (3/17)	8 vs. MIZZ (11/23)	0 (2x) L: vs. Valpo (3/13)
Turnovers	19 at Loyola (2/7)	7 vs. Loyola (3/17)	26 (2x) at CSU (1/17)	12 at DET (2/28)
Victory Margin	46 vs. UIC (2/2)	1 at UNI (11/10)	4 vs. CMU (12/5)	3 vs. JMU (11/22)

Horizon League Update

2012-13 Final Horizon League Standings
Through 2013 Horizon League Championship

Team	HL	Pct.	GB	All
Green Bay	16-0	1.000	---	29-2
Youngstown St.	11-5	.688	5	22-9
Loyola	10-6	.625	6	17-15
Detroit	9-7	.562	7	17-13
Wright State	6-10	.375	10	12-18
Milwaukee	5-11	.312	11	9-20
Cleveland State	5-11	.312	11	13-17
Valparaiso	5-11	.312	11	11-20
UIC	5-11	.312	11	9-20

Scores Around the League

Saturday, March 2

Cleveland State 58, Valparaiso 54
Detroit 66, Milwaukee 40
Youngstown State 64, Wright State 54
#21/23 Green Bay 67, UIC 36

Monday, March 4

Youngstown State 72, Valparaiso 50

Saturday, March 9

Valparaiso 73, Detroit 53
#20/20 Green Bay 80, Milwaukee 56
Loyola 78, at UIC 68

Monday, March 11

(8) Valparaiso 67, (9) UIC 57

Horizon League Championship

Wednesday, March 13 (Quarterfinals)

(1) #20/20 Green Bay 80, (8) Valpo 59
(4) Detroit 72, (5) Wright State 56
(3) Loyola 71, (6) Milwaukee 54
(2) Youngstown St. 69, (7) Cleveland St, 62

Friday, March 15

Semifinal Round (at Green Bay)

(3) Loyola 72, (2) Youngstown State 45
(1) Green Bay 71, (4) Detroit 54

Sunday, March 17

Championship Game (at Green Bay)

(1) Green Bay 54, (3) Loyola 38



15 Consecutive Horizon League Regular Season Titles • 14th NCAA Tournament Appearance •

Specialty Stats

Below is a game-by-game breakdown of free throws made, bench points, points in the paint, points off turnovers, second-chance points and fastbreak points. (Shown as Green Bay stats first followed by opponents)

Game	FT	Bench	Paint	Off TO	2nd-Chance	FB
at Northern Iowa	13-3	2-12	28-14	17-8	7-18	6-0
CENTRAL MICHIGAN	5-9	10-23	36-20	20-13	17-8	6-0
vs. James Madison	17-19	2-7	46-40	21-20	20-11	6-10
at Missouri	15-4	12-15	10-10	20-5	6-8	7-2
vs. Richmond	7-8	17-22	26-14	20-9	2-4	3-4
INDIANAPOLIS	16-8	7-12	36-30	22-4	19-9	2-0
at Central Michigan	8-6	1-33	22-30	8-7	2-10	2-3
at Marquette	11-10	12-12	26-12	22-11	2-6	10-6
NORTH DAKOTA STATE	11-9	21-0	46-16	22-12	5-5	4-6
WISCONSIN	6-6	4-0	38-6	12-4	10-8	2-0
at Wichita State	8-16	17-19	26-6	22-17	9-8	0-0
ST. BONAVENTURE	10-12	20-11	36-10	11-11	12-7	2-0
DETROIT*	5-6	6-11	34-14	22-4	10-0	14-0
WRIGHT STATE*	11-6	24-15	36-8	18-6	12-2	0-0
at Cleveland State*	7-7	4-6	34-22	19-3	6-15	4-0
at Youngstown State*	10-7	17-8	30-12	15-14	6-3	2-0
at Valparaiso*	13-9	24-17	34-16	18-16	8-4	8-2
at Wright State*	15-17	20-21	36-18	15-10	15-11	0-6
UIC*	17-10	39-13	50-10	33-3	21-5	10-5
at Loyola*	13-10	16-9	42-28	13-15	17-9	0-11
MILWAUKEE*	8-5	13-10	32-18	20-5	11-12	4-0
CLEVELAND STATE*	15-13	37-0	40-24	24-12	21-12	4-2
YOUNGSTOWN STATE*	8-12	12-1	28-10	17-9	14-2	4-0
VALPARAISO*	13-14	28-17	42-16	24-3	10-6	4-0
at Detroit*	8-14	8-21	16-20	19-17	14-11	4-4
at UIC*	11-7	14-15	32-14	18-7	15-8	2-2
LOYOLA*	11-4	16-17	22-22	25-12	10-6	2-0
at Milwaukee*	22-6	22-8	18-16	14-8	4-17	0-2
vs. Valparaiso	11-19	18-11	26-18	14-14	11-11	6-2
vs. Detroit	19-12	4-2	22-16	24-6	6-12	2-0
vs. Loyola	3-8	14-5	32-22	12-1	6-8	4-2
TOTAL	344-296	461-373	982-532	583-286	328-256	124-69

Game-by-Game Starters

Below is the game-by-game list of Green Bay's starters by position throughout the 2012-13 season. (1-Point Guard, 2-Guard, 3-Forward, 4-Forward, 5-Center)

Game	1	2	3	4	5
at Northern Iowa	M. Lukan	Ritchie	Bauer	Eichler	Sension
CENTRAL MICHIGAN	M. Lukan	Ritchie	Bauer	Eichler	Sension
vs. James Madison	M. Lukan	Ritchie	Bauer	Eichler	Sension
at Missouri	M. Lukan	Ritchie	Bauer	Eichler	Sension
vs. Richmond	M. Lukan	Ritchie	Bauer	Eichler	Sension
INDIANAPOLIS	M. Lukan	Ritchie	Bauer	Eichler	Sension
at Central Michigan	M. Lukan	Ritchie	Bauer	Eichler	Sension
at Marquette	M. Lukan	Ritchie	Bauer	Eichler	Sension
NORTH DAKOTA STATE	M. Lukan	Ritchie	Bauer	Eichler	Sension
WISCONSIN	M. Lukan	Ritchie	Bauer	Eichler	Sension
at Wichita State	M. Lukan	Ritchie	Bauer	Eichler	Sension
ST. BONAVENTURE	M. Lukan	Ritchie	Bauer	Eichler	Sension
DETROIT*	M. Lukan	Ritchie	Bauer	Eichler	Sension
WRIGHT STATE*	M. Lukan	Ritchie	Bauer	Eichler	Sension
at Cleveland State*	M. Lukan	Ritchie	Bauer	Eichler	Sension
at Youngstown State*	M. Lukan	Ritchie	Bauer	Eichler	Sension
at Valparaiso*	M. Lukan	Ritchie	Bauer	Eichler	Sension
at Wright State*	M. Lukan	Ritchie	Bauer	Eichler	Sension
UIC*	M. Lukan	Ritchie	Bauer	Eichler	Sension
at Loyola*	M. Lukan	Ritchie	Bauer	Eichler	Sension
MILWAUKEE*	M. Lukan	Ritchie	Bauer	Eichler	Sension
CLEVELAND STATE*	M. Lukan	Ritchie	Bauer	Eichler	Sension
YOUNGSTOWN STATE*	M. Lukan	Ritchie	Bauer	Eichler	Sension
VALPARAISO*	M. Lukan	Ritchie	Bauer	Eichler	Sension
at Detroit*	M. Lukan	Ritchie	Bauer	Eichler	Sension
at UIC*	M. Lukan	Ritchie	Bauer	Eichler	Sension
LOYOLA*	M. Lukan	Ritchie	Bauer	Eichler	Sension
at Milwaukee*	M. Lukan	Ritchie	Bauer	Eichler	Sension
Valparaiso	M. Lukan	Ritchie	Bauer	Eichler	Sension
Detroit	M. Lukan	Ritchie	Bauer	Eichler	Sension
Loyola	M. Lukan	Ritchie	Bauer	Eichler	Sension

Horizon League Ranks

Green Bay Stats (Through Regular Season)

2. Scoring Offense.....	68.2
1. Scoring Defense.....	48.5
1. Scoring Margin.....	+19.8
4. Free Throw Percentage.....	.706
1. Field Goal Percentage.....	.454
1. FG Percentage Def.....	.344
1. 3FG Percentage.....	.359
1. 3FG Percentage Def.....	.260
8. Rebounding Offense.....	34.6
1. Rebounding Defense.....	32.3
3. Rebounding Margin.....	+2.4
5. Blocked Shots.....	2.4
1. Assists.....	18.0
2. Steals.....	9.2
1. Turnover Margin.....	+5.7
1. Assist/TO Ratio.....	1.3
9. Offensive Rebounds.....	9.7
4. Defensive Rebounds.....	25.0
8. Off. Rebound Percentage.....	.301
1. Def. Rebound Percentage.....	.718
4. 3FGs Made.....	7.6
1. Average Home Attendance.....	2,467

Green Bay Individual Stats

Scoring

9. Adrian Ritchie.....	14.2
17. Sarah Eichler.....	11.3
21. Stephanie Sension.....	10.3
T22. Lydia Bauer.....	10.2

Rebounding

19. Adrian Ritchie.....	5.0
20. Breannah Ranger.....	5.0

FG Percentage

2. Breannah Ranger.....	.551 (86-156)
3. Stephanie Sension.....	.539 (130-241)
11. Sarah Eichler.....	.461 (123-267)
12. Adrian Ritchie.....	.452 (146-324)
14. Lydia Bauer.....	.431 (106-246)

3-Point FG Percentage

2. Sarah Eichler.....	.404 (40-99)
3. Lydia Bauer.....	.383 (54-141)
6. Adrian Ritchie.....	.376 (67-178)

FT Percentage

1. Adrian Ritchie.....	.857 (66-77)
------------------------	--------------

Assists Per Game

4. Megan Lukan.....	4.3
T7. Adrian Ritchie.....	3.8
11. Sarah Eichler.....	3.6

Steals Per Game

2. Adrian Ritchie.....	2.7
------------------------	-----

Assist/Turnover Ratio

2. Adrian Ritchie.....	2.2
3. Megan Lukan.....	2.1
6. Sarah Eichler.....	1.6



AP Top 25 Poll

Team	Record
1. Baylor (40)	32-1
2. Notre Dame	31-1
3. Connecticut	29-4
4. Stanford	31-2
5. Duke	30-2
6. California	28-3
7. Kentucky	27-5
8. Penn State	25-5
9. Texas A&M	24-9
10. Tennessee	24-7
11. UCLA	25-7
12. Maryland	24-7
13. North Carolina	28-6
14. Georgia	25-6
15. Delaware	30-3
16. Louisville	24-8
17. South Carolina	24-7
18. Dayton	27-2
19. Colorado	25-6
20. Green Bay	29-2
21. Purdue	24-8
22. Syracuse	24-7
23. Iowa State	23-8
24. Nebraska	23-8
25. Florida State	22-9

Others Receiving Votes:

LSU (55), Michigan State (40), Gonzaga (36), Oklahoma State (12), Florida (3), Quinnipiac (3), Toledo (3), San Diego State (2), Marist (2), Princeton (1), Albany (1), Chattanooga (1)

First Place Votes in parenthesis. Rankings and records are as of Postseason Week 1, released on March 18.

USA Today Coaches Poll

Team	Record
1. Baylor (30)	32-1
2. Notre Dame (1)	31-1
3. Connecticut	29-4
4. Stanford	31-2
5. Duke	30-2
6. California	28-3
7. Kentucky	27-5
8. Penn State	25-5
9. Tennessee	24-7
10. Maryland	24-7
11. Texas A&M	24-9
12. UCLA	25-7
13. Georgia	25-6
14. South Carolina	24-7
15. Dayton	27-2
16. Delaware	30-3
17. Louisville	24-8
18. North Carolina	28-6
19. Colorado	25-6
20. Green Bay	29-2
21. Purdue	24-8
22. Syracuse	24-7
23. Iowa State	23-8
24. Florida State	22-9
25. Nebraska	23-8

Others Receiving Votes:

Marist (18), Middle Tennessee (9), Toledo (5), Princeton (5), San Diego State (5), South Florida (4), Gonzaga (4), DePaul (3), Villanova (2), Oklahoma State (1), Hampton (1), Liberty (1), Michigan State (1), St. John's (1)

First Place Votes in parenthesis. Rankings and records are as of Week 19, released on March 12.

Mid-Major Top 25 Poll

Team	Record
1. Delaware (29)	27-3
2. Green Bay (1)	26-2
3. Gonzaga (1)	27-5
4. Toledo	27-2
5. Princeton	22-6
6. Creighton	23-6
7. Quinnipiac	28-2
8. Marist	26-6
9. Chattanooga	29-3
10. Albany	26-3
11. Florida Gulf Coast	27-6
12. Boston University	27-6
13. Pacific	24-6
14. South Dakota State	25-7
15. Saint Mary's	20-10
16. Liberty	27-6
17. Middle Tennessee	25-7
18. BYU	21-10
19. Wichita State	21-9
20. Youngstown State	21-8
21. Stetson	24-8
22. Hampton	26-5
23. Central Michigan	18-11
24. James Madison	21-9
25. San Diego	21-9

Others Receiving Votes:

UT Martin (88), Illinois State (85), UALR (59), Drexel (45), San Diego State (45), Montana (22), Akron (18), Harvard (9), Iona (8), Appalachian State (6), Bowling Green (6), Hartford (3), Oral Roberts (3), Eastern Illinois (2), Western Kentucky (1), Winthrop (1)

The Mid-Major poll is made up from teams of the following conferences: America East, Atlantic Sun, Big Sky, Big South, Big West, Colonial, Great West, Horizon, Independents, Ivy, Metro Atlantic, Mid-American, Mid-Eastern, Missouri Valley, Northeast, Ohio Valley, Patriot, Southern, Southland, Southwestern, Summit, Sun Belt, and West Coast

First Place Votes in parenthesis. Rankings and records are as of Week 19, released on March 12.

Green Bay in Final Post-NCAA Tournament Polls

Year	AP Ranking	Coaches Poll Ranking
2002-03	No. 21	No. 24
2004-05	No. 24	---
2006-07	No. 21	---
2010-11	No. 13	No. 9*
2011-12	No. 10*	No. 13

* Program-best ranking

- Green Bay received its first preseason ranking in program history before the 2011-12 season, when the Phoenix was No. 24 in the Coaches poll.



15 Consecutive Horizon League Regular Season Titles • 14th NCAA Tournament Appearance •

Team Game-by-Game

Below is a game-by-game breakdown of Green Bay's shooting from the field, three-point line and free-throw line as well as the team's rebounding, assist-to-turnovers, steals and blocks.

Game	FGs	3FGs	FTs	Rebs (O/D)	A/TOs	Steals/Blocks
at Northern Iowa	39.6%	15.8%	61.9%	10/20	8/12	11/2
CENTRAL MICHIGAN	46.9%	33.3%	62.5%	10/32	20/18	10/2
vs. James Madison	47.0%	38.9%	60.7%	13/22	20/18	9/1
at Missouri	26.8%	30.3%	71.4%	10/29	13/10	7/1
vs. Richmond	55.8%	58.3%	70.0%	8/16	20/15	8/1
INDIANAPOLIS	36.7%	20.0%	80.0%	16/23	16/11	12/3
at Central Michigan	31.0%	23.1%	53.3%	7/25	7/9	11/1
at Marquette	37.7%	21.1%	68.8%	11/19	14/15	16/0
NORTH DAKOTA STATE	56.0%	35.7%	64.7%	5/33	26/14	13/5
WISCONSIN	40.7%	25.0%	100%	10/21	13/16	11/1
at Wichita State	46.0%	42.9%	47.1%	11/25	17/12	4/1
ST. BONAVENTURE	47.9%	31.3%	66.7%	9/25	16/14	5/0
DETROIT*	50.0%	25.0%	71.4%	11/22	18/10	11/4
WRIGHT STATE*	43.3%	47.1%	78.6%	10/31	22/9	5/3
at Cleveland State*	39.6%	20.0%	50.0%	7/18	12/13	15/3
at Youngstown State*	45.8%	35.7%	71.4%	5/27	16/13	8/7
at Valparaiso*	59.6%	42.9%	81.3%	3/27	23/16	7/4
at Wright State*	45.5%	31.3%	83.3%	10/32	16/16	4/2
UIC*	57.1%	41.7%	77.3%	12/28	34/11	15/2
at Loyola*	45.5%	14.3%	81.3%	13/26	12/19	6/1
MILWAUKEE*	40.0%	47.1%	72.7%	7/20	18/14	9/5
CLEVELAND STATE*	54.2%	40.9%	65.2%	15/25	21/11	11/1
YOUNGSTOWN STATE*	44.9%	42.1%	57.1%	10/31	19/17	4/3
VALPARAISO*	48.4%	29.2%	92.9%	8/32	20/9	9/4
at Detroit*	44.4%	41.7%	80.0%	10/17	18/14	6/3
at UIC*	46.2%	36.4%	73.3%	9/33	22/18	7/1
LOYOLA*	43.8%	41.7%	73.3%	7/27	20/16	10/2
at Milwaukee*	47.9%	60.0%	73.3%	7/22	20/11	13/4
Valparaiso	48.3%	38.2%	57.9%	10/25	24/11	9/2
Detroit	47.7%	45.5%	90.5%	6/16	15/10	10/2
Loyola	35.9%	17.9%	60.0%	12/27	15/7	7/0

Game-by-Game Leaders

Below is a game-by-game breakdown of Green Bay's individual leaders by specific statistic, including points, rebounds, assists, steals and blocked shots.

Game	Points	Rebounds	Assists	Steals	Blocks
at Northern Iowa	Eichler (17)	Eichler (8)	Eichler/Ritchie (3)	Eichler (5)	Sension/Ritchie (1)
CENTRAL MICHIGAN	Ritchie (25)	Ritchie (10)	M. Lukan (8)	Ritchie (3)	Gilbertson/Sen. (1)
vs. James Madison	Ritchie (26)	Sension (10)	Gilbertson (6)	Sension (4)	Sension (1)
at Missouri	Gilbertson (11)	Eichler/Bauer (6)	M. Lukan (6)	Ritchie (4)	Bauer (1)
vs. Richmond	Eichler (26)	Eichler (5)	Ritchie (5)	Ritchie/Ranger (2)	Bauer (1)
INDIANAPOLIS	Bauer (18)	Sension (8)	Ritchie (7)	Ritchie (6)	Ranger (2)
at Central Michigan	Ritchie (20)	Ritchie (9)	Ritchie (3)	M. Lukan (4)	Ritchie (1)
at Marquette	Ritchie (17)	Bauer (10)	M. Lukan (5)	K. Lukan (6)	---
NORTH DAKOTA STATE	Eichler (20)	Sension (7)	Ritchie (8)	Ritchie (3)	Sension (2)
WISCONSIN	Sension (13)	Bauer/Ritchie (6)	Ritchie (4)	Eichler (5)	Ranger (1)
at Wichita State	Eichler (15)	Ranger (6)	M. Lukan (7)	Bauer (3)	Ritchie (1)
ST. BONAVENTURE	Ranger (14)	Bauer (8)	Three players (3)	Ritchie (2)	---
DETROIT*	Ritchie (19)	Ranger (9)	M. Lukan (6)	Ritchie (7)	Bauer (2)
WRIGHT STATE*	Eichler (24)	Ranger (11)	Three Players (4)	Ritchie (2)	Three Players (1)
at Cleveland State*	Eichler (17)	Sension (6)	M. Lukan (4)	Ritchie (5)	Three Players (1)
at Youngstown State*	Bauer (15)	Eichler (8)	Ritchie (5)	Ritchie (3)	Bauer/Gilbertson (2)
at Valparaiso*	Ritchie (15)	Ritchie (8)	Ritchie (8)	Bauer (2)	Sension (2)
at Wright State*	Ranger (14)	Ranger/Bauer (8)	Ritchie (5)	Zastrow/Ritchie (2)	Bauer/Eichler (1)
UIC*	Bauer (23)	Gilbertson (13)	Eichler/Ritchie (8)	Eichler (4)	Ranger/Ritchie (1)
at Loyola*	Ritchie (22)	Gilbertson/Ritchie (8)	Five Players (2)	Bauer/Sension (2)	Sension (1)
MILWAUKEE*	Bauer/Sension (14)	Ritchie (7)	Eichler (7)	Lukan (4)	Eichler (2)
CLEVELAND STATE*	Eichler (14)	Ritchie (8)	Ritchie/Eichler (6)	Ritchie (4)	Bauer (1)
YOUNGSTOWN STATE*	Eichler (15)	Ranger (11)	Lukan (9)	Ritchie (2)	Ritchie (3)
VALPARAISO*	Lukan (22)	Ranger (10)	Lukan (4)	Ritchie (3)	Four Players (1)
at Detroit*	Lukan (20)	Ranger (6)	Eichler (6)	Ritchie (3)	Three Players (1)
at UIC*	Eichler (16)	Ranger (9)	Ritchie (6)	Ranger (2)	Gilbertson (1)
LOYOLA*	Lukan (19)	Gilbertson (7)	Eichler (7)	Three Players (2)	Gilbertson (2)
at Milwaukee*	Bauer (22)	Ritchie (7)	Eichler (6)	Bauer (4)	Gilbertson (2)
Valparaiso	Ritchie (27)	Ranger (8)	Eichler (11)	Four Players (2)	Two Players (1)
Detroit	Lukan (19)	Ritchie (7)	Eichler (4)	Ritchie (4)	Ranger/Ritchie (1)
Loyola	Eichler (16)	Ritchie (9)	Lukan (6)	Lukan/Ranger (2)	---

Phoenix NCAA Records

Team Records

All-Time Winning Percentage (8th)*

-820-307 (.728), 1974-2012

Most Victories All-Time (14th)*

-820, 1974-2012

Last Five Years By Percentage (3rd)*

-148-19 (.886), 2008-12

Last Five Years By Wins (5th)*

-148, 2008-12

Winning Streak Ranks

-40 games (2010-12), 5th (tied)

-34 games (2009-10), 8th

-26 games (2006-07), 16th (tied)

Consecutive Conference Victories[^]

-35 (2008-2010), 12th (tied)

Most Consecutive Winning Seasons%

-35 (1997-78 to 2012), 2nd (tied)

30-Win Seasons (2)

-2010-11 (34 wins), 2011-12 (31 wins)

Scoring Defense (12th)

-Currently 2nd-best all-time this season

-2009: 50.8 ppg (Led Nation)

Free Throw Percentage (12th)

-2007: 80.1 percent (Led Nation)

Three-Point Field Goal Percentage

-1995 led nation at 40.4 percent

-2003 led nation at 43.1 percent

-2008 led nation at 42.8 percent

Turnover Margin

-2012 led nation at +9.45

Individual Records

Season Field Goal Percentage

-Kim Wood, 9th (1993-94)

-69.4 percent (188-271, 27 games)

-Led Nation

Career Three-Point Field Goal Percentage

-Rachel Porath, 14th (2006-09)

-43.8 percent (191-436, 128 games)

* = Does not include 2012-13 season.

Records are through 2011-12 season only.

[^] = Does not include postseason games.

Streak account for regular season wins only.

% = Active Streak



Green Bay When...

Overall

Overall	29-2
Home	16-0
Away	11-1
Neutral	2-1

Monthly Records

November.....	5-1
December.....	4-1
January.....	7-0
February.....	7-0
March.....	6-0

Daily Records

Monday.....	1-0
Tuesday.....	2-0
Wednesday.....	1-1
Thursday.....	5-1
Friday.....	2-0
Saturday.....	15-0
Sunday.....	3-0

Miscellaneous

Games decided by 3 pts. or less	3-1
Games decided by 4-10 pts	2-1
Games decided by 11-plus pts	24-0
Score less than 60 points.....	7-1
Score 60-69 points.....	9-0
Score 70-79 points.....	8-0
Score 80-plus points.....	5-1
Opp. score less than 60 points	26-1
Opp. score 60-69 points	3-0
Opp. score 70-79 points	0-0
Opp. score 80-plus points.....	0-1
Shoot 50% or higher	6-0
Shoot less than 50%	23-2
Shoot higher % than opp.....	27-0
Shoot lower % than opp.....	2-2
Opp. shoot 50% or higher	1-1
Opp. shoot less than 50%.....	28-1
Outrebound opponent	20-0
Outrebounded by opponent	9-2
Rebounds are even.....	0-0
Commit same or less turnovers than opp.	25-1
Commit more turnovers than opp.	4-1
Make more or same 3FGs than opp.	22-2
Make fewer 3FGs than opp.	7-0
Make more or same FTs than opp.....	18-1
Make fewer FTs than opp.....	11-1
Overtime	0-1
Leading at Half.....	26-1
Tied at Half	0-1
Trailing at Half.....	3-0
Games vs. Top 25 opponent.....	0-0
Games following a win	26-2
Games following a loss.....	2-0
Games vs. winning teams.....	13-0
Games vs. losing teams	9-2
Games vs. .500 teams.....	7-0
Day Games (Start before 5 p.m.)	13-1
Night Games (Start 5 p.m. or later)	16-1
Televised Games.....	5-0

Winning Streaks

Regular Season Only

- 40, Dec. 18, 2010 - Feb. 4, 2012
- 34, Jan. 4, 2009 - Jan. 16, 2010
- 23, Dec. 7, 2006 - Nov. 9, 2007
- 21, Dec. 8, 2012 - (Active through 2012-13)**
- 19, Jan. 23, 2008 - Dec. 6, 2008
- 17, Jan. 6, 1984 - Feb. 14, 1984
17, Feb. 6, 2010 - Dec. 10, 2010

2012-13 By the Numbers

Largest Halftime Lead: 35
at Wright State (1/28/13)

Largest Halftime Deficit: 10
at Cleveland State (1/17/13)

Largest Lead: 46
vs. UIC (2/2/13)

Largest Deficit: 12
at Cleveland State (1/17/13)

Most Points Scored: 99
vs. UIC (2/2/13)

Most Points Allowed: 89
vs. James Madison (11/22/12)

Fewest Points Scored: 50
at Central Michigan (12/5/12)

Most Three Pointers Scored: 15
at Detroit (2/28/13)

Most Assists: 34*
vs. UIC (2/2/13)

Most Steals: 16
at Marquette (12/8/12)

Fewest Turnovers: 9
(3x) Last: vs. Valparaiso (2/23/13)

Longest Winning Streak: 24

Longest Losing Streak: 1

* Program Record

Career Record Watch

1,000-Point Club

1. Chari Nordgaard (1996-99)	1964
2. Nicole Soulis (2004-07)	1921
3. Jeanne Barta (1984-87)	1799
4. Julie Wojta (2008-12)	1638
5. Donna Gunville (1986-89)	1572
6. Dawn LeClair (1980-83).....	1477
7. Celeste Hoewisch (2007-11)	1425
8. Kim Wood (1991-94)	1408
9. Julie Steeno (1979-82)	1387
10. Kayla Tetschlag (2007-11).....	1372
- Adrian Ritchie (2009-present)	1344
- Sarah Eichler (2009-present).....	1100
- Lydia Bauer (2009-present)	977

* 31 Total members are in the 1,000-point club
* 19 members in the D-I era (1987-88 to present)

Steals

1. Sue Aspenson (1986-89)	315
2. Elizabeth Dudley (2000-03)	290
3. Julie Wojta (2008-12)	288
4. Jeanne Barta (198-87)	287
5. Celeste Hoewisch (2007-11).....	280
6. Donna Gunville (1986-89)	269
7. Sue Klaubauf (1984-87)	240
8. Patti VanSwol (1988-91)	238
9. Rhonda Rice (1993-96).....	235
10. Adrian Ritchie (2009-present).....	231

Free Throws Made

1. Chari Nordgaard (1996-99).....	538
2. Celeste Hoewisch (2007-11).....	393
3. Nicole Soulis (2004-07).....	367
4. Kayla Tetschlag (2007-11).....	341
5. Jeanne Barta (1984-87)	319
6. Julie Wojta (2008-2012)	290
7. Amanda Leonhard (1999-02)	283
8. Kim Wood (1991-94)	276
9. Kayla Groh (2005-08).....	254
10. Donna Gunville (1986-89).....	236
- Adrian Ritchie (2009-present)	216
- Sarah Eichler (2009-present).....	199

Three-Point Field Goals Made

1. Adrian Ritchie (2009-present).....	195
2. Natalie Berglin (2004-07).....	192
3. Rachel Porath (2006-09).....	191
4. Lydia Bauer (2009-present).....	162
5. Sara Boyer (2000-03).....	160
6. Abby Scharlow (2003-05)	156
7. Celeste Hoewisch (2007-11).....	130
8. Kayla Groh (2005-08).....	128
9. Kati Harty (2006-09)	123
10. Trish Ebel (1999-01).....	117
- Sarah Eichler (2009-present).....	109

Three-Point Field Goal Attempts

1. Adrian Ritchie (2009-present)	533
2. Natalie Berglin (2004-07)	511
3. Lydia Bauer (2009-present)	446
4. Rachel Porath (2006-09).....	436
5. Abby Scharlow (2003-05)	388
6. Sara Boyer (2000-03).....	376
7. Celeste Hoewisch (2007-11).....	347
8. Kayla Groh (2005-08).....	327
9. Sarah Eichler (2009-present)	315
10. Amanda Leonhard (1999-02).....	312

2012-13 GREEN BAY PHOENIX



#00 BRIONNA BARNETT

5-6 • G • FR

Hometown: Elkhart, Ind.

- Avg. 1.1 ppg and 0.5 rpg -
- Career-high 13 points vs. Cleveland State -
- Avg. 6.1 mpg -



#3 BREANNAH RANGER

6-2 • F • R-JR

Hometown: Skokie, Ill.

- Avg. 7.5 ppg and 5.1 rpg -
- 12 pts, 6 reb vs. Loyola (3/17) -
- Career-high 16 pts vs. UIC (2/2) -



#4 KAILI LUKAN

5-10 • G • FR

Hometown: Barrie, Ontario, Canada

- Out for the season with knee injury -
- Avg. 1.4 ppg and 1.3 rpg in 12 games -
- 6 pts, 6 stl. at Marquette (12/8) -



#12 TAYLOR THOMAS

6-0 • G/F • R-FR

Hometown: Wausau, Wis.

- Avg. 1.0 ppg and 0.8 rpg -
- Career-high 4 pts vs. Valpo (2/23) -
- Avg. 4.1 mpg -

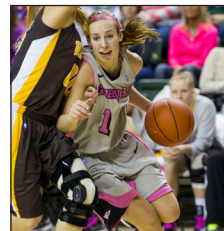


#13 ADRIAN RITCHIE

5-11 • G • SR

Hometown: De Pere, Wis.

- Avg. 14.2 ppg and 5.1 rpg -
- Horizon League Tournament MVP -
- All-HL First Team/All-Defensive Team -



#14 MEGAN LUKAN

5-8 • G • R-SO

Hometown: Barrie, Ontario, Canada

- Avg. 7.1 ppg and 4.3 apg -
- 19 pts on 3-5 3FG vs. Detroit (3/15) -
- 6-13 3FG at Detroit (2/28) -



#20 SAM ZASTROW

5-5 • G • R-JR

Hometown: Algoma, Wis.

- Avg. 1.1 ppg and 0.8 rpg -
- Tied-career-high 5 pts. vs. Valpo (3/13) -
- Avg. 6.6 mpg -

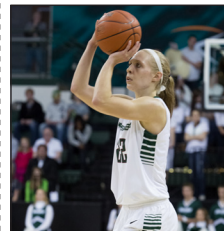


#21 ELLEN EDISON

5-9 • G • R-FR

Hometown: Maple Grove, Minn.

- Avg. 0.6 ppg and 0.3 rpg -
- Career-high 5 pts vs. UIC -
- Has appeared in 19 contests -



#22 LYDIA BAUER

6-0 • F • SR

Hometown: Lake Zurich, Ill.

- Avg. 10.0 ppg and 4.6 rpg -
- 13 pts on 3-4 3FG vs. Detroit (3/15) -
- 977 career points -



#25 JENNY GILBERTSON

6-2 • F • R-SR

Hometown: Wabasha, Minn.

- Avg. 4.3 ppg and 3.3 rpg -
- 12 pts vs. Cleveland St. (2/14) -
- 14 pts, 13 reb vs. UIC (2/2) -



#43 SARAH EICHLER

5-11 • F • SR

Hometown: Grafton, Wis.

- Avg. 11.5 ppg and 4.0 rpg -
- 16 pts, 7 reb vs. Loyola (3/17) -
- Career-high 11 ast. vs. Valpo (3/13) -



#45 STEPHANIE SENSION

6-3 • F • R-SR

Hometown: Hopkins, Minn.

- Avg. 10.1 ppg and 4.5 rpg -
- 9 pts, 7 reb., 4 ast. vs. Valpo (3/13) -
- 12 pts, 10 reb vs. UIC (2/2) -

KEVIN BORSETH

• First Season (10 years total at Green Bay) • 245-64
 • 26 years as head coach • 557-234 • Nine NCAA Tournament Berths •

In the first season of his second stint at Green Bay, Borseth has led the Phoenix to a 29-2 record including a third-straight Horizon League Tournament Championship and a fifth-straight NCAA Tournament appearance.

Following five seasons at Michigan, Borseth returned to Green Bay on April 5, 2012. His return marked the first time in Green Bay athletics history a Big Ten head coach had accepted a head coaching position in any sport at Green Bay.

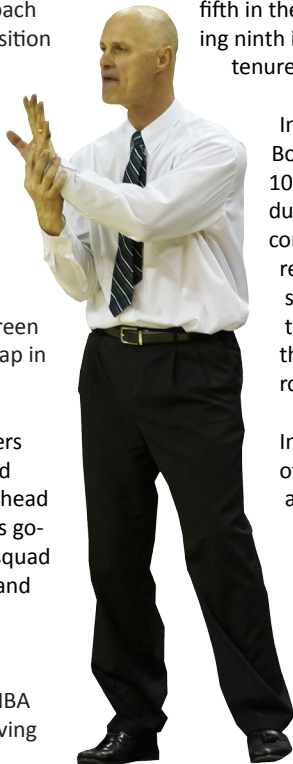
When asked about returning to Green Bay, he said it was “a no brainer”—he was home again with his family, friends and fellow parishoners at his church by his side. More importantly, he could finish what he started when he helped put Green Bay women’s basketball on the map in his first tenure.

In nearly every interview his players faced this season, they were asked how the transition from previous head coach Matt Bollant to Borseth was going. Without skipping a beat, his squad always replied with how smooth and easy a transition it’s been.

Despite losing the 2012 Horizon League Player of the Year and WNBA draft selection Julie Wojta and having little knowledge of his new roster before practice began, Borseth and his strong, five-member senior class had no trouble leading Green Bay to its 36th-straight winning season. Along the way, he improved his overall Horizon League record at Green Bay to 141-13 and helped lead the team to its 15th consecutive regular season Horizon League title—the longest active streak in Division I women’s basketball.

This season Borseth oversaw two players join the program’s storied 1,000-point club, starting with Adrian Ritchie on Nov. 30 against Indianapolis. Fellow senior Sarah Eichler became the second to accomplish the feat this season in a Valentine’s Day win over Cleveland State.

A defensive mastermind, Borseth’s squad featured one of the nation’s top scoring defenses allowing less than 50 points per contest. Green Bay ranked first in the nation for two weeks and remained in the top five for fewest points allowed per game for the rest of the 2012-13 season. Nineteen of 31 opponents this season failed to score 50 points, while the Phoenix



held eight opponents under 40 points.

Last season, his final year at Michigan, Borseth led his home-state team to a 20-12 record and its first NCAA Tournament appearance in 11 years. During his five-year stay in Ann Arbor, Borseth had four winning seasons, three WNIT appearances and one NCAA Tournament bid.

In all but one year, Borseth’s squad finished fifth in the Big Ten Tournament after taking ninth in the three seasons prior to his tenure.

In his first season at U of M, Borseth took a squad that finished 10-20 and just 3-13 in Big Ten play during the 2006-07 season and compiled a 19-14 mark with a 9-9 record in conference play. As a result, the Wolverines were invited to the WNIT tournament where they advanced to the quarterfinal round.

In his first stint as the head man of the Phoenix, Borseth compiled a remarkable 216-62 record in nine seasons. During the 1998-99 campaign, his first at the helm, he led Green Bay to its second-straight NCAA Tournament appearance. Just four seasons later, he led the program to its first win in the Big Dance as the eighth-seeded Phoenix defeated Washington 78-65.

Throughout his first nine years with the program, Borseth led Green Bay to seven NCAA Tournament berths, two NCAA Tournament



wins and two WNIT berths. He was named the Horizon League Coach of the Year six times, and coached eight Phoenix players who played or are still playing professionally. In addition, he recruited three of the program’s most decorated players—Celeste Hoewisch, Kayla Tetschlag and Julie Wojta.

More impressively, his first season started the active streak of 15 consecutive conference championships. The mark is the longest-active streak in Division I women’s basketball.

Over his storied 26-year career, Borseth has compiled a 557-234 with stints at Michigan Tech (1987-1998), Green Bay (1998-2007, 2012-present) and Michigan (2007-2012).

Borseth is an avid outdoorsman who loves spending time on the lake or in the woods. A family man to his core, he loves watching his children participate in a variety of sports and other activities and also enjoys watching sports on TV with them. He resides in Green Bay with his wife, Connie and their five children—KC, Kayla, Carli, Kaitlyn and Kale.

Borseth Year-by-Year in Division I

Year	Team	Overall	Conference		Postseason	
1998-99	Green Bay	19-10	.655	13-1	.929	NCAA First Round
1999-00	Green Bay	21-9	.700	12-2	.857	NCAA First Round
2000-01	Green Bay	22-9	.710	12-2	.857	WNIT
2001-02	Green Bay	24-7	.774	15-1	.938	NCAA First Round
2002-03	Green Bay	28-4	.875	15-1	.938	NCAA Second Round
2003-04	Green Bay	23-8	.742	13-3	.813	NCAA First Round
2004-05	Green Bay	27-4	.871	15-1	.938	NCAA First Round
2005-06	Green Bay	23-7	.767	14-2	.875	WNIT
2006-07	Green Bay	29-4	.879	16-0	1.000	NCAA Second Round
Green Bay Totals (First Stint)		216-62	.777	125-13	.906	
2007-08	Michigan	19-14	.576	9-9	.500	WNIT Quarterfinals
2008-09	Michigan	10-20	.333	3-15	.167	None
2009-10	Michigan	21-14	.600	8-10	.444	WNIT Semifinals
2010-11	Michigan	17-13	.567	10-6	.625	WNIT First Round
2011-12	Michigan	20-12	.625	8-8	.500	NCAA First Round
Michigan Totals		87-73	.544	38-48	.442	
2012-13	Green Bay	29-2	.935	16-0	1.000	NCAA Tournament
Overall		332-137	.708	179-61	.746	

Green Bay Coaching Staff



JOHN BARNES

- Associate Head Coach
- First Season

John Barnes, a 1995 graduate of Michigan Tech University, is in his first season as associate head coach for the women's basketball program after serving as an assistant at Michigan under Borseth last season.

A member of the Michigan Tech men's basketball team from 1991-95, he was named to the GLIAC All-Defensive his

senior year before playing professionally for the Kolding Basketball Club in Denmark. While overseas, he also served as the head coach for St. Nicolai, a men's travel team.

Prior to serving as an assistant at Michigan, Barnes was an assistant at Wisconsin during the 2010-11 season where he focused on offensive efficiency, recruiting, player development and scouting.

His coaching career began as the head coach at his alma mater, where he led the women's basketball team to a 156-55 record from 2003-10. During his time at the helm of Michigan Tech, his program never had a losing season and appeared in five NCAA Division II Championships. Throughout his tenure, Barnes was named the GLIAC Coach of the Year three times and earned Regional Coach of the Year honors from the WBCA in 2010.

A native of Escanaba, Mich., Barnes enjoys anything that lets him spend time outdoors. He's an avid golfer and also enjoys fishing and hiking. Family is very important to Barnes as he comes from a family of 11 brothers and sisters.

SARAH BRONK

- Assistant Coach
- Sixth Season

In her sixth season on staff, Sarah Bronk is the longest-tenured member of the current Green Bay women's basketball coaching staff.

Praised as one of the top recruiters in the Midwest, Bronk serves as the primary recruiting coordinator for Green Bay. In addition, she works with the team's post players and has helped both Stephanie Sensen and Breannah Ranger improve their games this season.

Prior to her time at Green Bay, she coached girls basketball and softball for six years at Dover-Eyota High School in Minnesota. She also served as a coach at Winona Cotter and St. Peter high schools, both in Minnesota, and led the Rochester Shock U17 AAU team for two years.

She graduated from the University of St. Thomas in St. Paul, Minn. in 1999 after a successful softball career. Bronk was a three-year letterwinner for the Tommies, helping her team



appear in two NCAA regionals. Prior to attending St. Thomas, she graduated from Winona Cotter High School in 1995.

Known for her laugh and extremely outgoing personality, Bronk resides in Green Bay and enjoys spending her free time with her nieces and nephews. She also loves a variety of outdoor activities including camping and four-wheeling. She can also frequently be found on the Kress Center's racquetball courts.



AMANDA LEONHARD-PERRY

- Assistant Coach
- Fifth Season

One of Borseth's former players, Amanda Leonhard-Perry is in her fifth season as an assistant coach at Green Bay. Her primary duties include film breakdown, recruiting and working with the team's guards.

She enjoyed a successful career at Green Bay from 1999-2002, and graduated as the program's best free throw shooter with a 84.7 percent

mark for her career. She made 283 shots from the charity stripe in her four years, good for the seventh-best mark in program history. All told, she finished with 1,097 career points, 332 assists, 189 steals and 114 3-pointers while earning academic all-conference honors in 2001 and 2002.

Upon graduating, Leonhard-Perry accepted an assistant coach position at North Dakota State, where she served for three seasons. She helped the Bison through its transition to Division I and was a key part of the 2007-08 NDSU team that finished 12-6 in conference play in its first season in the Summit League.

She joined then-head coach Matt Bollant's staff for the 2008-09 season, and for Borseth it was a "no brainer" to retain her upon taking over this season. Leonhard-Perry has played a pivotal role in the development of standout guard Megan Lukan as a role model and mentor.

A native of Ladysmith, Wis., Leonhard-Perry graduated cum laude from Green Bay in 2003 with a degree in business administration. She resides in Green Bay with her husband, Ray Perry, and the couple is expecting their first child this summer.

HEATHER GOLDEN

- Director of Basketball Operations
- First Season


Golden returned to her Alma Mater this season as Green Bay's director of basketball operations. A 2011 graduate from Green Bay, Golden played for the Phoenix from 2006-11.

The De Pere, Wis. native appeared in 95 contests throughout her Green Bay career, starting 27 times. Golden scored 498 career points despite being hampered with knee injuries.

Following her third knee surgery that forced her to miss the majority of her senior season, Golden played three minutes in a win against Southeast Missouri State on Dec. 10, 2011, receiving a standing ovation from a packed Kress Center crowd.

She received the JoAnne Jennings Award during her senior year and was the first-ever recipient of the Carol Hammerle Scholarship for dedication and leadership. Golden was also the Student Athlete Advisory Committee (SAAC) representative for women's basketball from 2008-10.

A high school teammate of current Phoenix standout Adrian Ritchie,



Golden was recruited by Kevin Borseth after a successful high school career. She was a Second Team All-State selection and also won Bay Conference Player of the Year.

Prior to returning to Green Bay as the director of operations, Golden worked at Schneider National in Green Bay. She resides in Green Bay and enjoys spending time with her friends and family. A true sports fanatic, she loves watching and playing a variety of sports and working out. Golden says she's blessed to come to work in a basketball environment each day.



BRIONNA BARNETT

#00

Freshman • Elkhart, Ind. • Guard
5-6 • Elkhart Memorial High School • Physical Therapy

#00

2012-13 (Freshman Season)

- Scored 13 points on 5-6 shooting, including 3-4 from downtown, against Cleveland State on Feb. 14.
- Scored two points and grabbed three rebounds at UNI.
- Scored six points and grabbed a rebound in the home opener against Central Michigan.
- Played 14 minutes against Wright State on Jan. 12, sinking a three.

Prep Career

- Third all-time at Elkhart Memorial in points (1,343) and fourth all-time in assists.
- Two-time IBCA All-State First Team selection.
- Indiana Senior All-Star
- Indiana Junior All-Star Core Member

Personal

- Ran track in high school and was a state qualifier her freshman and sophomore years.
- Has seven siblings.

2012-13 Barnett Game-by-Game

Opponent	GS	Min	FG-A	Pct.	3FG-A	Pct.	FT-A	Pct.	O-D-TR	PF	A	TO	BS	ST	Pts
at UNI	17	1-4	.250	0-1	.000	0-0	.000	1-2-3	0	0	0	0	0	0	2
CENTRAL MICHIGAN	9	2-2	1.000	1-1	1.000	1-2	.500	0-1-1	0	1	1	0	1	6	
vs. James Madison	3	0-0	.000	0-0	.000	0-0	.000	0-0-0	1	2	0	0	0	0	
vs. Missouri	8	0-3	.000	0-0	.000	0-0	.000	0-2-2	1	0	1	0	1	0	
vs. Richmond	***Did Not Play - Coach's Decision***														
INDIANAPOLIS	0+	0-0	.000	0-0	.000	0-0	.000	0-0-0	0	0	0	0	0	0	
at Central Michigan	***Did Not Play - Coach's Decision***														
at Marquette	1	0-0	.000	0-0	.000	0-0	.000	0-0-0	0	0	0	0	0	0	
NORTH DAKOTA STATE	11	0-1	.000	0-1	.000	0-0	.000	0-0-0	2	0	0	0	1	0	
WISCONSIN	0+	0-0	.000	0-0	.000	0-0	.000	0-0-0	0	0	0	0	0	0	
at Wichita State	4	0-0	.000	0-0	.000	0-0	.000	0-0-0	1	0	0	0	0	0	
ST. BONAVENTURE	9	0-1	.000	0-1	.000	0-0	.000	0-0-0	0	0	0	0	0	0	
DETROIT	***Did Not Play - Coach's Decision***														
WRIGHT STATE	14	1-4	.250	1-2	.500	0-0	.000	0-1-1	0	0	0	0	1	3	
at Cleveland State	7	0-1	.000	0-1	.000	0-0	.000	0-0-0	0	0	0	0	1	0	
at Youngstown State	1	0-0	.000	0-0	.000	0-0	.000	0-0-0	0	0	0	0	0	0	
at Valparaiso	3	0-0	.000	0-0	.000	0-0	.000	0-0-0	0	1	0	0	0	0	
at Wright State	3	0-0	.000	0-0	.000	0-0	.000	0-0-0	1	0	0	0	0	0	
UIC	***Did Not Play - Coach's Decision***														
at Loyola	***Did Not Play - Coach's Decision***														
MILWAUKEE	2	0-1	.000	0-0	.000	0-0	.000	0-0-0	0	0	0	0	0	0	
CLEVELAND STATE	12	5-6	.833	3-4	.750	0-0	.000	0-3-3	0	0	0	0	0	13	
YOUNGSTOWN STATE	9	0-1	.000	0-1	.000	0-0	.000	0-0-0	1	0	0	0	0	0	
VALPARAISO	13	1-5	.200	1-3	.333	0-0	.000	0-2-2	0	0	1	0	0	3	
at Detroit	***Did Not Play - Coach's Decision***														
at UIC	15	0-0	.000	0-0	.000	0-0	.000	0-1-1	1	1	1	0	0	0	
LOYOLA	7	0-0	.000	0-0	.000	0-0	.000	0-0-0	0	1	2	0	0	0	
at Milwaukee	3	0-1	.000	0-0	.000	0-0	.000	0-0-0	0	0	0	0	0	0	
VALPARAISO	1	0-0	.000	0-0	.000	0-0	.000	0-0-0	0	0	0	0	0	0	
DETROIT	1	0-0	.000	0-0	.000	0-0	.000	0-0-0	0	0	0	0	0	0	
LOYOLA	1	0-0	.000	0-0	.000	0-0	.000	0-0-0	0	0	0	0	0	0	

Season/Career Highs

Points

Season 13 vs. Cleveland State
Career 13 vs. Cleveland State

Rebounds

Season 3 (2x) L: vs. Cleveland St. (2/14)
Career 3 (2x) L: vs. CSU (2/14/13)

Field Goals

Season 5 vs. Cleveland St. (2/14)
Career 5 vs. Cleveland St. (2/14/13)

Field Goal Attempts

Season 6 vs. Cleveland St. (2/14)
Career 6 vs. Cleveland St. (2/14/13)

Three-Point Field Goals

Season 3 vs. Cleveland St. (2/14)
Career 3 vs. Cleveland St. (2/14/13)

Three-Point Attempts

Season 4 vs. Cleveland St. (2/14)
Career 4 vs. Cleveland St. (2/14/13)

Free Throws

Season 1 vs. Central Michigan
Career 1 vs. Central Michigan

Free Throw Attempts

Season 2 vs. Central Michigan
Career 2 vs. Central Michigan

Assists

Season 2 vs. James Madison (11/22)
Career 2 vs. J. Madison (11/22/12)

Steals

Season 1 on five occasions
Career 1 on five occasions

Blocked Shots

Season No blocked shots
Career No blocked shots

Minutes Played

Season 17 at UNI (11/10)
Career 17 at UNI (11/10/12)

Brionna Barnett's Career Statistics

Year	GP-GS	Min	Avg.	FG-FGA	Pct.	3FG-3FGA	Pct.	FT-FTA	Pct.	Rebs.	Avg.	A	TO	B	S	Pts	Avg.
2012-13	25-0	153	6.1	10-30	.333	6-17	.353	1-4	.250	13	0.5	6	6	0	5	27	1.1
Totals	25-0	153	6.1	10-30	.333	6-17	.353	1-4	.250	13	0.5	6	6	0	5	27	1.1



BREANNAH RANGER

#3

Redshirt Junior • Skokie, Ill. • Forward
6-2 • Niles North High School • Human Development

#3

2012-13 (Junior Season)

- Played 25 minutes in the Horizon League Championship game while chipping in 12 points and six rebounds.
- Scored 10 points on a career-high six free throws at Milwaukee on March 9.
- Recorded her second career double-double with 11 points and 10 rebounds vs. Valparaiso on Feb. 23.
- Grabbed 11 rebounds against Youngstown State, tying a career high.
- Scored a career-high 16 points against UIC on Feb. 2, shooting nearly 78 percent from the field.
- Has scored in double figures in nine games this season.
- Tallied 14 points and eight rebounds at Wright State on Jan. 28.
- Scored 13 points at Valparaiso on Jan. 26, missing just one shot on the day.
- Recorded her first career double-double against Wright State on Jan. 12 with 12 points and 11 rebounds.

2011-12 (Sophomore Season)

- Averaged 2.5 points and 1.9 rebounds per game.
- Played 6.1 minutes per game.

2009-10 (Freshman Season)

- Redshirted the 2010-11 season, retaining three years of eligibility.
- Averaged 1.3 points and 1.6 rebounds per game.
- Appeared in 18 contests, playing an average of 4.5 minutes per game.
- Scored six points and grabbed eight rebounds at Evansville on 12/12/09.
- Played five minutes at Valparaiso on 2/25/10, scoring four points.

2012-13 Ranger Game-by-Game

Opponent	GS	Min	FG-A	Pct.	3FG-A	Pct.	FT-A	Pct.	O-D-TR	PF	A	TO	BS	ST	Pts
at UNI															
Did Not Play - Coach's Decision															
CENTRAL MICHIGAN	2		1-1	1.000	0-0	.000	0-0	.000	1-1-2	0	0	0	0	0	2
vs. James Madison															
Did Not Play - Coach's Decision															
vs. Missouri	13		0-2	.000	0-0	.000	1-2	.500	0-5-5	1	0	0	0	0	1
vs. Richmond	19		2-4	.500	0-0	.000	2-2	1.000	2-0-2	2	0	0	0	2	6
INDIANAPOLIS	12		3-4	.750	0-0	.000	1-1	1.000	2-5-7	2	0	0	2	0	7
at Central Michigan	12		0-1	.000	0-0	.000	1-2	.500	0-2-2	0	0	1	0	0	1
at Marquette	20		3-6	.500	0-0	.000	0-0	.000	2-2-4	1	1	0	0	0	6
NORTH DAKOTA STATE	13		6-6	1.000	0-0	.000	0-0	.000	0-1-1	1	2	1	0	1	12
WISCONSIN	6		0-2	.000	0-0	.000	0-0	.000	0-0-0	0	2	0	1	0	0
at Wichita State	27		2-4	.500	0-0	.000	5-9	.556	3-3-6	2	0	3	0	0	9
ST. BONAVENTURE	20		7-10	.700	0-0	.000	0-1	.000	2-4-6	0	0	2	0	0	14
DETROIT	19		1-5	.200	0-0	.000	0-0	.000	5-4-9	1	2	0	1	0	2
WRIGHT STATE	23		5-11	.455	0-0	.000	2-4	.500	6-5-11	0	1	0	0	0	12
at Cleveland State	11		2-4	.500	0-0	.000	0-1	.000	1-1-2	1	0	1	0	0	4
at Youngstown State	13		2-5	.400	0-0	.000	2-2	1.000	3-1-4	3	0	2	1	0	6
at Valparaiso	19		5-6	.833	0-0	.000	3-3	1.000	0-1-1	2	0	4	1	0	13
at Wright State	23		6-10	.600	0-0	.000	2-4	.500	0-8-8	4	0	1	0	0	14
UIC	19		7-9	.778	0-0	.000	2-3	.667	1-1-2	2	0	0	1	0	16
at Loyola	16		5-9	.555	0-0	.000	1-1	1.000	3-2-5	0	0	0	0	0	11
MILWAUKEE	21		3-10	.300	0-0	.000	0-0	.000	1-2-3	1	1	2	1	0	6
CLEVELAND STATE	22		4-6	.667	0-0	.000	3-5	.600	4-2-6	1	1	1	0	3	11
YOUNGSTOWN STATE	21		3-8	.375	0-0	.000	0-0	.000	5-6-11	1	0	1	0	1	6
VALPARAISO	24		5-8	.625	0-0	.000	1-2	.500	1-9-10	1	1	2	0	0	11
at Detroit	19		2-5	.400	0-0	.000	1-1	1.000	4-2-6	1	1	0	0	0	5
at UIC	23		4-6	.667	0-0	.000	0-0	.000	2-7-9	1	2	1	0	2	8
LOYOLA	19		2-4	.500	0-0	.000	0-2	.000	2-2-4	1	1	1	0	2	4
at Milwaukee	22		2-4	.500	0-0	.000	6-6	1.000	1-2-3	3	0	2	0	2	10
VALPARAISO	16		4-5	.800	0-0	.000	1-3	.333	3-5-8	0	1	2	0	0	9
DETROIT	21		0-1	.000	0-0	.000	0-0	.000	1-1-2	2	1	1	1	1	0
LOYOLA	25		5-12	.417	0-0	.000	2-2	1.000	0-6-6	2	1	0	0	2	12

Season/Career Highs

Points	
Season	16 vs. UIC (2/2)
Career	16 vs. UIC (2/2/13)
Rebounds	
Season	11 (2x) L: vs. YSU (2/16)
Career	11 (2x) L: vs. YSU (2/16/13)
Field Goals	
Season	7 (2x) L: vs. UIC (2/2)
Career	7 (2x) L: vs. UIC (2/2/13)
Field Goal Attempts	
Season	11 vs. Wright State (1/12)
Career	11 vs. Wright State (1/12)
Three-Point Field Goals	
Season	No three-point attempts
Career	No three-point attempts
Three-Point Attempts	
Season	No three-point attempts
Career	No three-point attempts
Free Throws	
Season	6 at Milwaukee (3/9)
Career	6 at Milwaukee (3/9/13)
Free Throw Attempts	
Season	9 at Wichita State (12/30)
Career	9 at Wichita State (12/30/12)
Assists	
Season	2 on four occasions
Career	2 on five occasions
Steals	
Season	3 vs. Cleveland St. (2/14)
Career	3 vs. Cleveland St. (2/14/13)
Blocked Shots	
Season	2 vs. Indianapolis (11/30)
Career	2 vs. Indianapolis (11/30/12)
Minutes Played	
Season	27 at Wichita State (12/30)
Career	27 at Wichita State (12/30/12)

Breannah Ranger's Career Statistics

Year	GP-GS	Min	Avg.	FG-FGA	Pct.	3FG-3FGA	Pct.	FT-FTA	Pct.	Rebs.	Avg.	A	TO	B	S	Pts	Avg.
2009-10	18-0	81	4.5	10-28	.357	0-0	.000	4-10	.400	29	1.6	2	5	3	0	24	1.3
2011-12	22-0	134	6.1	24-45	.533	0-0	.000	7-13	.538	41	1.9	7	11	4	6	55	2.5
2012-13	29-0	520	17.9	91-168	.542	0-0	.000	36-56	.643	145	5.0	18	28	9	16	218	7.5
Totals	69-0	735	10.7	125-241	.519	0-0	.000	47-79	.595	215	3.1	27	44	16	22	297	4.3



TAYLOR THOMAS

#12

Redshirt Freshman • Wausau, Wis. • Guard/Forward
6-0 • Wausau Newman High School • Human Biology

#12

2012-13 (Freshman Season)

- Tied her career high with four points at Milwaukee on March 9.
- Had career highs in points (4), rebounds (4), field goal attempts (4) and minutes played (13) against Valparaiso.
- Scored two points and grabbed two rebounds against UIC on Feb. 2.
- Scored two points and grabbed a rebound in three minutes at Valparaiso on Jan. 26.
- Scored two points and grabbed a board in just one minute against Detroit on Jan. 8.
- Made her first collegiate three against Richmond, finishing with a career-high three points.
- Redshirted the 2011-12 season, retaining four years of eligibility.

Prep Career

- Led Newman to back-to-back state titles.
- Scored a game-high 16 points and added a game-high five steals in the 2010 State Championship game.
- WBCA Academic All-State Team selection

- Marawood South Conference Player of the Year.
- Averaged 14.4 points per game during her senior year at Newman.

2012-13 Thomas Game-by-Game

Opponent	GS	Min	FG-A	Pct.	3FG-A	Pct.	FT-A	Pct.	O-D-TR	PF	A	TO	BS	ST	Pts
at UNI		6	0-0	.000	0-0	.000	0-0	.000	0-0-0	1	0	1	0	0	0
CENTRAL MICHIGAN		3	0-0	.000	0-0	.000	0-0	.000	0-2-2	2	0	0	0	0	0
vs. James Madison					***Did Not Play - Coach's Decision***										
vs. Missouri		3	0-0	.000	0-0	.000	0-0	.000	0-0-0	0	0	0	0	0	0
vs. Richmond		6	1-2	.500	1-1	1.000	0-0	.000	0-1-1	2	0	0	0	0	3
INDIANAPOLIS					***Did Not Play - Coach's Decision***										
at Central Michigan		4	0-0	.000	0-0	.000	0-0	.000	0-0-0	1	0	0	0	0	0
at Marquette					***Did Not Play - Coach's Decision***										
NORTH DAKOTA STATE		9	0-0	.000	0-0	.000	1-2	.500	0-1-1	0	0	2	1	1	1
WISCONSIN		0+	0-0	.000	0-0	.000	0-0	.000	0-0-0	0	0	0	0	0	0
at Wichita State		0+	0-0	.000	0-0	.000	0-0	.000	0-0-0	0	0	0	0	0	0
ST. BONAVENTURE		4	0-0	.000	0-0	.000	0-0	.000	0-0-0	1	1	1	0	0	0
DETROIT		1	1-1	1.000	0-0	.000	0-0	.000	1-1-2	0	0	0	0	0	0
WRIGHT STATE		8	0-2	.000	0-1	.000	0-0	.000	0-1-1	1	0	1	0	0	0
at Cleveland State					***Did Not Play - Coach's Decision***										
at Youngstown State		1	1-1	1.000	0-0	.000	0-0	.000	0-0-0	1	0	0	0	0	2
at Valparaiso		3	1-1	1.000	0-0	.000	0-0	.000	0-1-1	2	1	0	0	1	2
at Wright State		3	0-2	.000	0-0	.000	0-0	.000	0-0-0	0	0	0	0	0	0
UIC		7	1-1	1.000	0-0	.000	0-0	.000	1-1-2	1	1	0	0	0	2
at Loyola					***Did Not Play - Coach's Decision***										
MILWAUKEE		2	0-1	.000	0-0	.000	0-0	.000	1-1-2	0	0	0	0	0	0
CLEVELAND STATE		4	0-1	.000	0-1	.000	0-0	.000	0-0-0	1	0	0	0	1	0
YOUNGSTOWN STATE					***Did Not Play - Coach's Decision***										
VALPARAISO		13	1-4	.250	0-1	.000	2-2	1.000	0-1-1	4	0	0	0	1	4
at Detroit					***Did Not Play - Coach's Decision***										
at UIC		6	0-2	.000	0-1	.000	2-2	1.000	1-0-1	1	0	1	0	0	2
LOYOLA		4	0-0	.000	0-0	.000	0-0	.000	0-0-0	1	1	0	0	0	0
at Milwaukee		6	1-1	1.000	0-0	.000	2-2	1.000	0-1-1	1	0	3	0	0	4
VALPARAISO		4	1-1	1.000	0-0	.000	0-0	.000	0-0-0	1	1	0	0	0	2
DETROIT		1	0-0	.000	0-0	.000	0-0	.000	0-0-0	0	0	0	0	0	0
LOYOLA		1	0-0	.000	0-0	.000	0-0	.000	0-0-0	0	0	0	0	0	0

Season/Career Highs

Points

Season 4 (2x) L: at Milwaukee (3/9)
Career 4 (2x) L: at Milwaukee (3/9/13)

Rebounds

Season 4 vs. Valparaiso (2/23)
Career 4 vs. Valparaiso (2/23/13)

Field Goals

Season 1 on eight occasions
Career 1 on eight occasions

Field Goal Attempts

Season 4 vs. Valparaiso (2/23)
Career 4 vs. Valparaiso (2/23/13)

Three-Point Field Goals

Season 1 vs. Richmond (11/24)
Career 1 vs. Richmond (11/24/12)

Three-Point Attempts

Season 1 on three occasions
Career 1 on three occasions

Free Throws

Season 2 (2x) L: at Milwaukee (3/9)
Career 2 (2x) L: at Milwaukee (3/9/13)

Free Throw Attempts

Season 2 on three occasions
Career 2 on three occasions

Assists

Season 1 on three occasions
Career 1 on three occasions

Steals

Season 1 on four occasions
Career 1 on four occasions

Blocked Shots

Season 1 vs. NDSU (12/18)
Career 1 vs. NDSU (12/18/12)

Minutes Played

Season 13 vs. Valparaiso (2/23)
Career 13 vs. Valparaiso (2/23/13)

Taylor Thomas's Career Statistics

Year	GP-GS	Min	Avg.	FG-FGA	Pct.	3FG-3FGA	Pct.	FT-FTA	Pct.	Rebs.	Avg.	A	TO	B	S	Pts	Avg.
2012-13	24-0	98	4.1	8-20	.400	1-5	.200	7-8	.875	18	0.8	5	9	1	4	24	1.0
Totals	24-0	98	4.1	8-20	.400	1-5	.200	7-8	.875	18	0.8	5	9	1	4	24	1.0



ADRIAN RITCHIE

#13

Senior • De Pere, Wis. • Guard
5-11 • De Pere High School • Business Administration

#13

2012-13 (Senior Season)

- All-Horizon League First Team selection and All-Defensive Team pick
- **Named the** Horizon League Championship MVP after averaging 19.7 points in three games.
- 17 points, seven rebounds, four assists and four steals vs. Detroit on March 15.
- Career-high 27 points on 7-14 3FG against Valparaiso on March 13.
- 19 points on 5-6 3-point shooting, seven rebounds at Milwaukee on March 9.
- Scored 22 points and grabbed eight rebounds at Loyola on Feb. 8.
- Had a near triple-double at Valparaiso with 15 points, 8 rebounds and 8 assists on Jan. 26.
- Scored 20 points and grabbed nine boards at Central Michigan on Dec. 5.
- Became the 30th member of the Green Bay women's basketball 1,000-point club on Nov. 30 vs. Indianapolis

2011-12 (Junior Season)

- Led Horizon League in free throw percentage at 84.4 percent and was sixth in field goal percentage at 46.0.
- Averaged 14.0 points and four rebounds per game in the Horizon League Tournament.
- Second Team All-Horizon League Selection.

Earlier Seasons

- Named the Best Buy Classic Tournament MVP her sophomore season after averaging 19.0 points per game.
- Scored a game-high 20 points in the NCAA Tournament win over Michigan State in 2010.
- Averaged 8.5 points and 5.0 rebounds in the 2010 NCAA Tournament.
- Averaged 6.2 points as a freshman, appearing in all 33 games.

2012-13 Ritchie Game-by-Game

Opponent	GS	Min	FG-A	Pct.	3FG-A	Pct.	FT-A	Pct.	O-D-TR	PF	A	TO	BS	ST	Pts
at UNI	*	34	4-10	.400	3-8	.375	5-6	.833	1-3-4	2	3	3	1	3	16
CENTRAL MICHIGAN	*	36	11-19	.579	3-8	.375	0-0	.000	5-5-10	4	2	2	0	3	24
vs. James Madison	*	45	9-15	.600	3-6	.500	5-7	.714	1-3-4	3	2	2	0	3	26
vs. Missouri	*	21	3-10	.300	2-7	.286	0-0	.000	0-1-1	4	3	2	0	3	8
vs. Richmond	*	23	6-8	.750	2-2	1.000	0-0	.000	1-3-4	2	5	1	0	2	14
INDIANAPOLIS	*	36	5-14	.357	2-8	.250	4-4	1.000	4-0-4	3	7	2	0	6	16
at Central Michigan	*	33	7-18	.389	3-9	.333	3-4	.750	2-7-9	5	3	0	1	3	20
at Marquette	*	37	5-17	.294	3-11	.273	4-6	.667	1-2-3	2	3	3	0	2	17
NORTH DAKOTA STATE	*	29	3-4	.750	1-2	.500	2-2	1.000	0-4-4	1	8	1	1	3	9
WISCONSIN	*	36	4-10	.400	1-5	.200	3-3	1.000	0-6-6	1	4	3	0	4	12
at Wichita State	*	24	3-12	.250	1-5	.200	0-0	.000	1-2-3	4	2	1	1	0	7
ST. BONAVENTURE	*	25	3-8	.375	1-4	.250	0-0	.000	0-5-5	1	1	1	0	2	7
DETROIT	*	38	8-11	.727	3-6	.500	0-0	.000	0-2-2	1	4	3	1	7	19
WRIGHT STATE	*	19	2-5	.400	2-4	.500	4-4	1.000	0-1-1	0	4	1	1	2	10
at Cleveland State	*	38	5-12	.417	1-5	.200	2-3	.667	1-2-3	2	3	2	1	5	13
at Youngstown State	*	37	2-9	.222	0-3	.000	5-6	.833	0-7-7	1	5	2	1	3	9
at Valparaiso	*	33	6-11	.545	2-6	.333	1-1	1.000	0-8-8	1	8	0	1	1	15
at Wright State	*	33	3-7	.429	3-6	.500	4-4	1.000	2-4-6	1	5	3	0	2	13
UIC	*	25	5-10	.500	2-7	.286	0-0	.000	0-1-1	3	8	1	1	2	12
at Loyola	*	37	9-16	.563	1-3	.333	3-4	.750	4-4-8	2	2	1	0	1	22
MILWAUKEE	*	26	4-8	.500	1-3	.333	0-0	.000	3-4-7	2	2	1	1	1	9
CLEVELAND STATE	*	32	4-7	.571	3-5	.600	1-2	.500	2-6-8	2	6	0	0	4	12
YOUNGSTOWN STATE	*	40	4-11	.364	3-8	.375	0-0	.000	1-8-9	3	2	4	3	2	11
VALPARAISO	*	28	2-6	.333	1-4	.250	0-0	.000	0-1-1	1	3	0	1	3	5
at Detroit	*	38	2-6	.333	1-5	.200	3-4	.750	2-1-3	3	2	2	1	3	8
at UIC	*	28	3-10	.300	2-6	.333	2-2	1.000	0-5-5	1	6	3	0	1	10
LOYOLA	*	31	5-11	.455	3-6	.500	4-4	1.000	0-6-6	1	2	2	0	2	17
at Milwaukee	*	31	5-10	.500	5-6	.833	4-4	1.000	1-6-7	1	4	1	1	1	19
VALPARAISO	*	30	9-17	.529	7-14	.500	2-2	1.000	0-4-4	3	1	2	0	2	27
DETROIT	*	39	5-11	.454	2-6	.333	5-5	1.000	3-4-7	2	4	3	1	4	17
LOYOLA	*	35	6-12	.500	3-6	.500	0-0	.000	3-6-9	2	2	2	0	0	15

Season/Career Highs

Points	
Season	27 vs. Valparaiso (3/13)
Career	27 vs. Valparaiso (3/13/13)
Rebounds	
Season	10 vs. Central Michigan (11/17)
Career	10 vs. CMU (11/17/12)
Field Goals	
Season	11 vs. Central Michigan (11/17)
Career	11 vs. CMU (11/17/12)
Field Goal Attempts	
Season	19 vs. Central Michigan (11/17)
Career	19 vs. CMU (11/17)
Three-Point Field Goals	
Season	7 vs. Valparaiso (3/13)
Career	7 vs. Valparaiso (3/13)
Three-Point Attempts	
Season	14 vs. Valparaiso (3/13)
Career	14 vs. Valparaiso (3/13)
Free Throws	
Season	5 (3x) L: at Youngstown St.
Career	7 (2x) L: at Detroit (1/14/12)
Free Throw Attempts	
Season	7 vs. James Madison (11/22)
Career	8 (2x) L: at Detroit (1/14/12)
Assists	
Season	8 (3x) L: vs. UIC (2/2/13)
Career	8 (3x) L: vs. UIC (2/2/13)
Steals	
Season	7 vs. Detroit (12/8)
Career	7 vs. Detroit (12/8)
Blocked Shots	
Season	3 vs. Youngstown St. (2/16)
Career	3 (2x) L: vs. YSU (2/16/13)
Minutes Played	
Season	45 vs. James Madison (11/22)
Career	45 vs. James Madison (11/22)

Adrian Ritchie's Career Statistics

Year	GP-GS	Min	Avg.	FG-FGA	Pct.	3FG-3FGA	Pct.	FT-FTA	Pct.	Rebs.	Avg.	A	TO	B	S	Pts	Avg.
2009-10	33-0	607	18.4	70-161	.435	25-71	.352	40-50	.800	104	3.2	56	51	3	42	205	6.2
2010-11	31-16	826	26.6	105-250	.420	48-130	.369	34-48	.708	89	2.9	89	47	17	48	292	9.4
2011-12	33-33	1075	32.6	137-298	.460	52-148	.351	81-96	.844	154	4.7	96	71	15	60	407	12.3
2012-13	31-31	997	32.2	152-335	.454	70-184	.380	66-77	.857	159	5.1	116	53	18	81	440	14.2
Totals	128-80	3505	27.4	464-1044	.444	195-533	.366	221-271	.815	506	4.0	357	222	53	231	1344	10.5

MEGAN LUKAN



#14

Redshirt Sophomore • Barrie, Ontario • Guard
5-7 • Barrie Central • Business and Marketing

#14

2012-13 (Sophomore Season)

- Game-high 19 points, with three assists against Detroit on March 15.
- 19 points on 5-10 shooting with marks of 3-6 from long range and 6-6 from the free throw line against Loyola on 3/7.
- Broke the then-program record for 3-pt att. with 13 at Detroit. Hit 6-8 3FG in the second half to finish with 20 points.
- Scored a career-high 22 points on 8-13 shooting against Valparaiso on Feb. 23, including a 4-8 mark from long range.
- Set a career high with nine assists against Youngstown State on Feb. 16.
- Set a career high for steals with five at Marquette on Dec. 16.
- Scored 11 points, grabbed six rebounds and had six assists against Detroit on 1/8.

2011-12 (Freshman Season)

- Scored a career-high 20 points against Detroit in the Horizon League Championship game on 3/11/12.
- Averaged 6.6 points, 3.4 rebounds and 2.8 assists per game.
- Named to the 2012 Horizon League All-Tournament Team.
- Played 17 minutes in her first collegiate game at North Dakota State, scoring five points.

Prep Career

- Named Ms. Basketball Canada in 2010.
- Played for the National Elite Developmental Association.
- Member of the 2009 Canada Games bronze medal U17 Ontario team.
- Was named Female Athlete of the Year at Barrie Central.
- Member of the Canadian Women's Junior National Team for two years.

2012-13 Lukan Game-by-Game

Opponent	GS	Min	FG-A	Pct.	3FG-A	Pct.	FT-A	Pct.	O-D-TR	PF	A	TO	BS	ST	Pts
at UNI	*	25	1-4	.250	0-2	.000	2-4	.500	1-2-3	4	1	2	0	0	4
CENTRAL MICHIGAN	*	33	1-3	.333	0-2	.000	0-0	.000	0-4-4	1	8	4	0	1	2
vs. James Madison	*	40	6-10	.600	0-0	.000	1-2	.500	0-5-5	3	4	0	0	0	13
vs. Missouri	*	35	1-5	.200	1-4	.250	4-6	.667	1-0-1	1	6	2	0	0	7
vs. Richmond	*	26	3-6	.500	1-3	.333	0-0	.000	0-1-1	2	4	1	0	0	7
INDIANAPOLIS	*	37	2-3	.667	1-1	1.000	3-3	1.000	1-2-3	4	4	2	0	3	8
at Central Michigan	*	40	2-7	.286	1-3	.333	2-2	1.000	2-3-5	1	2	1	0	4	7
at Marquette	*	38	1-6	.167	0-2	.000	0-0	.000	3-0-3	1	2	1	0	5	2
NORTH DAKOTA STATE	*	25	2-4	.500	0-0	.000	2-2	1.000	2-2-4	0	1	3	0	1	5
WISCONSIN	*	40	4-6	.667	0-0	.000	1-1	1.000	2-2-4	2	1	2	0	1	8
at Wichita State	*	36	3-8	.375	0-2	.000	1-4	.250	0-1-1	1	7	5	0	0	7
ST. BONAVENTURE	*	21	1-1	1.000	0-0	.000	2-2	1.000	2-1-3	4	3	3	0	1	4
DETROIT	*	38	3-6	.500	0-1	.000	5-6	.833	4-2-6	1	6	2	0	3	11
WRIGHT STATE	*	27	1-5	.200	1-3	.333	0-0	.000	0-1-1	1	4	2	0	0	3
at Cleveland State	*	36	0-4	.000	0-1	.000	2-2	1.000	0-1-1	2	4	3	0	4	2
at Youngstown State	*	22	0-2	.000	0-1	.000	0-0	.000	1-1-2	4	4	2	0	1	0
at Valparaiso	*	29	2-5	.400	1-2	.500	3-3	1.000	0-3-3	3	7	1	0	0	8
at Wright State	*	30	3-5	.600	0-1	.000	1-1	1.000	2-3-5	1	3	1	0	0	7
UIC	*	24	2-2	1.000	0-0	.000	0-0	.000	0-0-0	3	5	3	0	2	4
at Loyola	*	38	2-6	.333	0-3	.000	5-5	1.000	0-1-1	3	2	3	0	1	9
MILWAUKEE	*	37	1-3	.333	0-1	.000	1-2	.500	1-5-6	1	5	1	0	4	3
CLEVELAND STATE	*	15	1-3	.333	0-2	.000	2-2	1.000	0-0-0	4	5	0	0	0	4
YOUNGSTOWN STATE	*	31	0-1	.000	0-0	.000	4-5	.800	0-2-2	4	9	2	0	0	4
VALPARAISO	*	27	8-13	.615	4-8	.500	2-2	1.000	1-2-3	1	4	0	0	1	22
at Detroit	*	37	7-17	.412	8-13	.615	0-0	.000	1-2-3	1	5	2	1	1	20
at UIC	*	28	3-7	.429	2-6	.333	0-0	.000	1-3-4	1	4	1	0	1	8
LOYOLA	*	33	5-10	.500	3-6	.500	6-6	1.000	2-2-4	2	4	4	0	1	19
at Milwaukee	*	30	0-2	.000	0-1	.000	3-4	.750	1-0-1	1	5	2	0	1	3
VALPARAISO	*	31	0-3	.000	0-2	.000	0-2	.000	0-2-2	2	3	3	0	2	0
DETROIT	*	39	5-12	.416	3-5	.600	6-8	.750	0-1-1	1	3	2	0	1	19
LOYOLA	*	35	0-8	.000	0-7	.000	1-2	.500	2-2-4	4	6	1	0	2	1

Season/Career Highs

Points	
Season	22 vs. Valparaiso (2/23)
Career	22 vs. Valparaiso (2/23/13)
Rebounds	
Season	6 vs. Detroit (1/8)
Career	8 vs. Georgia Tech (11/26/11)
Field Goals	
Season	8 vs. Valparaiso (2/23)
Career	8 vs. Valparaiso (2/23/13)
Field Goal Attempts	
Season	17 at Detroit (2/28)
Career	17 at Detroit (2/28/13)
Three-Point Field Goals	
Season	6 at Detroit (2/28)
Career	6 at Detroit (2/28/13)
Three-Point Attempts	
Season	13 at Detroit (2/28)
Career	13 at Detroit (2/28/13)
Free Throws	
Season	6 vs. Loyola (3/7)
Career	6 vs. Loyola (3/7/13)
Free Throw Attempts	
Season	6 on three occasions
Career	7 (2x) L: vs. Detroit (3/11/12)
Assists	
Season	9 vs. Youngstown St. (2/16)
Career	9 vs. YSU (2/16/13)
Steals	
Season	5 at Marquette (12/8)
Career	5 at Marquette (12/8)
Blocked Shots	
Season	1 at Detroit (2/28)
Career	1 on three occasions
Minutes Played	
Season	40 on three occasions
Career	40 on four occasions

Megan Lukan Career Statistics

Year	GP-GS	Min	Avg.	FG-FGA	Pct.	3FG-3FGA	Pct.	FT-FTA	Pct.	Rebs.	Avg.	A	TO	B	S	Pts	Avg.
2011-12	33-23	999	30.3	71-164	.433	24-74	.324	52-84	.619	113	3.4	93	85	2	56	218	6.6
2012-13	31-31	983	31.7	70-177	.395	24-82	.293	57-74	.770	86	2.8	134	63	1	41	221	7.1
Totals	64-54	1982	31.0	141-341	.413	48-156	.308	109-158	.690	199	3.1	227	148	3	97	439	6.9

SAM ZASTROW

#20

Redshirt Junior • Algoma, Wis. • Guard
5-5 • Algoma High School

#20



2012-13 (Junior Season)

- Tied her career high with five points against Valparaiso on March 13.
- Scored two points and grabbed two rebounds and two steals at Milwaukee on March 9.
- Tied her career high with five points in five minutes against Valparaiso on Feb. 23.
- Scored two points, had three assists and two rebounds against UIC on Feb. 2.
- Played a career-high 21 minutes at Wright State on Jan. 28 with 2 points, 4 rebounds, 2 assists and 2 steals.
- Scored a season-high four points on 2-2 shooting at Valparaiso on Jan. 26.
- Had two points, an assist and a steal in two minutes against Detroit on Jan. 8.
- Drove through the entire St. Bonaventure defense for a layup on Jan. 5 for her first points of the season.

2011-12 (Sophomore Season)

- Played in the first round of the NCAA Tournament against Iowa State.
- Played 13 minutes on Dec. 20, 2011 against Ball State and grabbed three rebounds.
- Averaged 0.7 points and 0.6 rebounds per game.

2010-11 (Freshman Season)

- Appeared in 24 games her first season, averaging 4.3 points per game.
- Averaged 0.6 points and 0.4 points per game on 42.9 percent shooting.
- Scored a career-high five points in five minutes against Valparaiso on Feb. 24.

Prep Career

- Three-time Packerland Conference Player of the Year at Algoma High School.

2012-13 Zastrow Game-by-Game

Opponent	GS	Min	FG-A	Pct.	3FG-A	Pct.	FT-A	Pct.	O-D-TR	PF	A	TO	BS	ST	Pts
at UNI															
Did Not Play - Coach's Decision															
CENTRAL MICHIGAN	2		0-0	.000	0-0	.000	0-0	.000	0-0-0	1	2	1	0	0	0
vs. James Madison															
Did Not Play - Coach's Decision															
vs. Missouri	2		0-0	.000	0-0	.000	0-0	.000	0-2-2	0	0	1	0	0	0
vs. Richmond	8		0-1	.000	0-0	.000	0-0	.000	0-0-0	2	0	4	0	0	0
INDIANAPOLIS															
Did Not Play - Coach's Decision															
at Central Michigan															
Did Not Play - Coach's Decision															
at Marquette	1		0-0	.000	0-0	.000	0-0	.000	0-0-0	0	0	1	0	0	0
NORTH DAKOTA STATE	13		0-1	.000	0-0	.000	0-0	.000	0-1-1	0	2	1	0	1	0
WISCONSIN	0+		0-0	.000	0-0	.000	0-0	.000	0-0-0	0	0	0	0	0	0
at Wichita State	0+		0-0	.000	0-0	.000	0-0	.000	0-0-0	0	0	0	0	0	0
ST. BONAVENTURE	9		1-1	1.000	0-0	.000	0-0	.000	0-1-1	2	0	0	0	0	2
DETROIT	2		1-2	.500	0-1	.000	0-0	.000	0-0-0	0	1	0	0	1	2
WRIGHT STATE	9		1-4	.250	0-0	.000	0-0	.000	1-1-2	1	1	0	0	0	2
at Cleveland State	0+		0-0	.000	0-0	.000	0-0	.000	0-0-0	0	0	0	0	0	0
at Youngstown State	18		0-4	.000	0-2	.000	0-0	.000	0-3-3	2	3	0	0	2	0
at Valparaiso	11		2-2	1.000	0-0	.000	0-1	.000	0-1-1	1	0	1	0	1	4
at Wright State	21		1-4	.250	0-1	.000	0-0	.000	0-4-4	1	2	2	0	2	2
UIC	19		0-3	.000	0-1	.000	2-2	1.000	0-2-2	1	3	1	0	0	2
at Loyola	3		0-0	.000	0-0	.000	0-0	.000	0-0-0	0	1	3	0	0	0
MILWAUKEE	3		0-1	.000	0-0	.000	1-2	.500	0-0-0	1	0	0	0	0	1
CLEVELAND STATE	10		0-2	.000	0-0	.000	1-2	.500	0-0-0	0	0	3	0	0	1
YOUNGSTOWN STATE	5		0-2	.000	0-0	.000	1-2	.500	1-1-2	0	0	0	0	0	1
VALPARAISO	5		1-2	.500	0-1	.000	3-3	1.000	0-0-0	0	0	0	0	0	5
at Detroit															
Did Not Play - Coach's Decision															
at UIC	4		0-0	.000	0-0	.000	0-0	.000	0-1-1	1	0	1	0	0	0
LOYOLA	4		0-1	.000	0-0	.000	0-0	.000	0-0-0	0	0	0	0	1	0
at Milwaukee	12		1-2	.500	0-0	.000	0-0	.000	0-2-2	1	2	0	0	1	2
VALPARAISO	9		1-2	.500	0-0	.000	3-4	.750	0-0-0	1	1	0	0	0	5
DETROIT	1		0-0	.000	0-0	.000	0-0	.000	0-0-0	0	0	0	0	0	0
LOYOLA	1		0-0	.000	0-0	.000	0-0	.000	0-0-0	0	0	0	0	0	0

Season/Career Highs

Points	
Season	5 (2x) L: vs. Valpo (3/13)
Career	5 on three occasions
Rebounds	
Season	4 at Wright State (1/28)
Career	4 at Wright State (1/28/13)
Field Goals	
Season	2 at Valparaiso (1/26)
Career	2 at Valparaiso (1/26/13)
Field Goal Attempts	
Season	4 on three occasions
Career	4 on three occasions
Three-Point Field Goals	
Season	No three point field goals
Career	1 on three occasions
Three-Point Attempts	
Season	2 at Youngstown State (1/19)
Career	2 at Youngstown St. (1/19/13)
Free Throws	
Season	3 (2x) L: vs. Valpo (3/13)
Career	3 (2x) L: vs. Valpo (3/13/13)
Free Throw Attempts	
Season	4 vs. Valparaiso (3/13)
Career	4 vs. Valparaiso (3/13/13)
Assists	
Season	3 (2x) L: vs. UIC (2/2)
Career	3 (2x) L: vs. UIC (2/2)
Steals	
Season	2 on three occasions
Career	2 on three occasions
Blocked Shots	
Season	No blocked shots
Career	No blocked shots
Minutes Played	
Season	21 at Wright State (1/28)
Career	21 at Wright State (1/28)

Sam Zastrow's Career Statistics

Year	GP-GS	Min	Avg.	FG-FGA	Pct.	3FG-3FGA	Pct.	FT-FTA	Pct.	Rebs.	Avg.	A	TO	B	S	Pts	Avg.
2010-11	24-0	104	4.3	6-14	.429	1-5	.200	2-9	.222	10	0.4	12	8	0	6	6	0.6
2011-12	22-0	99	4.5	4-16	.250	3-7	.429	4-6	.667	13	0.6	12	10	0	1	15	0.7
2012-13	26-0	171	6.6	9-34	.265	0-6	.000	11-16	.688	21	0.8	18	19	0	9	29	1.1
Totals	72-0	374	5.2	19-64	.297	4-18	.222	17-31	.548	44	0.6	42	37	0	16	59	0.8

ELLEN EDISON

#21

Redshirt Freshman • Maple Grove, Minn. • Guard
5-9 • Maple Grove High School

#21



2012-13 (Freshman Season)

- Drained a three against Loyola on March 7.
- Two points, one rebound and two assists vs. Valparaiso on Feb. 23.
- Posted a career-high five points on a perfect day shooting against UIC on Feb. 2.
- Grabbed a steal against the Flames on Feb. 2, breaking up a fastbreak.
- Played two minutes against St. Bonaventure on Jan. 5 and grabbed a rebound.
- Scored her first collegiate points on a free throw against NDSU on Dec. 18.
- Played two minutes against Missouri in her Phoenix debut during the 2012 Cancun Challenge.
- Redshirted the 2011-12 season after tearing her ACL in Oct. 2011, retaining four years of eligibility.

Prep Career

- Two-time Northwest Suburban All-Conference selection.
- All-State Honorable Mention as a junior.
- Led team to consecutive conference championships and state tournament appearances in 2009 and 2010.
- Miss Basketball Minnesota Candidate.

2012-13 Edison Game-by-Game

Opponent	GS	Min	FG-A	Pct.	3FG-A	Pct.	FT-A	Pct.	O-D-TR	PF	A	TO	BS	ST	Pts
at UNI															
CENTRAL MICHIGAN															
vs. James Madison															
vs. Missouri	2		0-0	.000	0-0	.000	0-0	.000	0-0-0	0	0	0	0	0	0
vs. Richmond	6		0-0	.000	0-0	.000	0-2	.000	0-1-1	0	1	1	0	1	0
INDIANAPOLIS															
at Central Michigan															
at Marquette															
NORTH DAKOTA STATE	6		0-2	.000	0-1	.000	1-3	.333	0-0-0	0	0	1	0	0	1
WISCONSIN															
at Wichita State	0+		0-0	.000	0-0	.000	0-0	.000	0-0-0	0	0	0	0	0	0
ST. BONAVENTURE	2		0-1	.000	0-0	.000	0-0	.000	1-0-1	0	0	1	0	0	0
DETROIT															
WRIGHT STATE	5		0-1	.000	0-0	.000	0-0	.000	0-0-0	1	1	0	0	0	0
at Cleveland State															
at Youngstown State	0+		0-0	.000	0-0	.000	0-0	.000	0-0-0	0	0	0	0	0	0
at Valparaiso	2		0-0	.000	0-0	.000	0-0	.000	0-0-0	0	0	0	0	0	0
at Wright State	2		0-0	.000	0-0	.000	0-0	.000	0-0-0	1	0	0	0	0	0
UIC	6		1-1	1.000	1-1	1.000	2-2	1.000	0-0-0	1	0	0	0	1	5
at Loyola															
MILWAUKEE	1		0-0	.000	0-0	.000	0-0	.000	0-0-0	1	0	0	0	0	0
CLEVELAND STATE	3		0-2	.000	0-1	.000	0-0	.000	0-1-1	0	0	0	0	0	0
YOUNGSTOWN STATE															
VALPARAISO	4		0-1	.000	0-1	.000	2-2	1.000	0-1-1	2	2	0	0	0	2
at Detroit															
at UIC	3		0-1	.000	0-1	.000	1-2	.500	0-0-0	0	0	0	0	0	1
LOYOLA	4		1-1	1.000	1-1	1.000	0-0	.000	0-0-0	0	0	1	0	0	3
at Milwaukee	3		0-0	.000	0-0	.000	0-0	.000	1-0-1	1	0	0	0	0	0
VALPARAISO	2		0-1	.000	0-1	.000	0-0	.000	2-0-2	2	1	0	1	2	2
DETROIT	1		0-0	.000	0-0	.000	0-0	.000	0-0-0	0	0	0	0	0	0
LOYOLA	1		0-0	.000	0-0	.000	0-0	.000	0-0-0	0	0	0	0	0	0

Season/Career Highs

Points

Season 5 vs. UIC (2/2)
Career 5 vs. UIC (2/2/13)

Rebounds

Season 1 on four occasions
Career 1 on four occasions

Field Goals

Season 1 vs. UIC (2/2)
Career 1 vs. UIC (2/2/13)

Field Goal Attempts

Season 2 vs. NDSU (12/18)
Career 2 vs. NDSU (12/18/12)

Three-Point Field Goals

Season 1 vs. UIC (2/2)
Career 1 vs. UIC (2/2/13)

Three-Point Attempts

Season 1 on three occasions
Career 1 on three occasions

Free Throws

Season 2 (2x) L: vs. Valparaiso (2/23)
Career 2 (2x) L: vs. Valpo (2/23/13)

Free Throw Attempts

Season 3 vs. NDSU (12/18)
Career 3 vs. NDSU (12/18)

Assists

Season 2 vs. Valparaiso (2/23)
Career 2 vs. Valparaiso (2/23/13)

Steals

Season 1 (2x) L: vs. UIC (2/2)
Career 1 (2x) L: vs. UIC (2/2/13)

Blocked Shots

Season No blocked shots
Career No blocked shots

Minutes Played

Season 6 on three occasions
Career 6 on three occasions

Ellen Edison's Career Statistics

Year	GP-GS	Min	Avg.	FG-FGA	Pct.	3FG-3FGA	Pct.	FT-FTA	Pct.	Rebs.	Avg.	A	TO	B	S	Pts	Avg.
2012-13	19-0	52	2.7	2-11	.182	2-7	.286	6-11	.545	5	0.3	4	4	0	2	12	0.6
Totals	19-0	52	2.7	2-11	.182	2-7	.286	6-11	.545	5	0.3	4	4	0	2	12	0.6

LYDIA BAUER

#22

Senior • Lake Zurich, Ill. • Forward
6-0 • Lake Zurich High School • Business

#22



2012-13 (Senior Season)

- Scored 13 points on 3-4 3-point shooting against Detroit in the Horizon League Championship on March 15.
- Scored 17 points on 3-6 3FG and added seven assists against Valparaiso on March 13.
- Had a game-high 22 points on 6-9 3-point shooting at Milwaukee on March 9.
- Scored a season-high 23 points against UIC on 10-15 shooting on Feb. 2.
- Drained an NBA-length three at the first-half buzzer at Youngstown State and finished with 15 points.
- Grabbed a career-high 10 rebounds at Marquette on Dec. 8.
- Played all 40 minutes against Indianapolis, scoring 18 points.

2011-12 (Junior Season)

- Finished with a team-high 55 three-point field goals.
- Tied a game high with 16 points in the first round of the NCAA Tournament against Iowa State.
- Played a career-high 41 minutes and grabbed a then-career high nine rebounds at Youngstown State on Feb. 18.

Earlier Seasons

- Finished fourth in the Horizon League in three-point shooting percentage after the 2010-11 season at 38.1 percent.
- Scored a career-high 27 points against Wright State with six three's on 3/11/11.
- Scored a game-high 20 points on 1/22/11 against Milwaukee.
- Played in 31 of 32 games as a freshman during the 2009-10 campaign.
- Averaged 1.9 points and 1.1 rebounds as a freshman, scoring in double figures twice.

2012-13 Bauer Game-by-Game

Opponent	GS	Min	FG-A	Pct.	3FG-A	Pct.	FT-A	Pct.	O-D-TR	PF	A	TO	BS	ST	Pts
at UNI	*	37	0-2	.000	0-2	.000	2-2	1.000	2-0-2	2	1	1	0	1	2
CENTRAL MICHIGAN	*	29	4-12	.333	4-8	.500	0-0	.000	1-5-6	1	1	3	0	1	12
vs. James Madison	*	35	3-5	.600	1-3	.333	3-6	.500	1-2-3	2	2	5	0	0	10
vs. Missouri	*	35	3-11	.273	1-7	.143	2-3	.667	4-2-6	1	0	1	0	1	9
vs. Richmond	*	31	3-8	.375	2-7	.286	0-0	.000	2-1-3	1	3	2	1	0	8
INDIANAPOLIS	*	40	6-15	.400	1-5	.200	5-6	.833	2-3-5	3	2	3	0	2	18
at Central Michigan	*	35	2-8	.250	1-5	.200	2-3	.667	0-3-3	1	1	0	0	1	7
at Marquette	*	27	1-5	.200	0-1	.000	1-2	.500	3-7-10	2	1	2	0	0	3
NORTH DAKOTA STATE	*	24	3-7	.429	1-3	.333	1-2	.500	0-5-5	0	2	1	0	2	8
WISCONSIN	*	37	3-10	.300	1-1	1.000	0-0	.000	3-3-6	1	1	3	0	1	7
at Wichita State	*	33	4-8	.500	3-6	.500	0-0	.000	0-4-4	1	2	1	0	3	11
ST. BONAVENTURE	*	34	5-8	.625	3-5	.600	0-0	.000	0-8-8	2	3	1	0	1	13
DETROIT	*	36	5-10	.500	1-6	.167	0-0	.000	0-2-2	0	3	1	2	0	11
WRIGHT STATE	*	27	2-5	.400	1-3	.333	0-0	.000	1-5-6	0	3	1	2	0	11
at Cleveland State	*	26	0-3	.000	0-1	.000	0-0	.000	1-1-2	2	2	0	1	2	0
at Youngstown State	*	31	6-8	.750	2-2	1.000	1-1	1.000	0-2-2	0	0	0	2	0	15
at Valparaiso	*	36	4-10	.400	2-6	.333	1-2	.500	2-3-5	0	2	1	0	2	11
at Wright State	*	27	3-6	.500	2-4	.500	3-3	1.000	1-7-8	3	3	3	1	0	11
UIC	*	29	10-15	.667	3-8	.375	0-0	.000	1-2-3	1	1	1	0	2	23
at Loyola	*	35	1-7	.143	0-4	.000	1-2	.500	0-3-3	2	2	4	0	2	3
MILWAUKEE	*	32	4-10	.400	4-5	.800	2-2	1.000	4-1-5	0	1	1	0	0	14
CLEVELAND STATE	*	29	4-9	.444	2-6	.333	2-2	1.000	1-5-6	2	1	1	1	1	12
YOUNGSTOWN STATE	*	32	3-6	.500	3-5	.600	0-1	.000	0-5-5	3	1	6	0	0	9
VALPARAISO	*	29	2-5	.400	0-2	.000	0-0	.000	0-6-6	2	2	0	1	1	4
at Detroit	*	38	3-11	.273	3-10	.300	0-1	.000	1-3-4	2	1	1	0	1	9
at UIC	*	30	5-9	.556	1-2	.500	2-2	1.000	0-3-3	2	0	3	0	1	13
LOYOLA	*	29	2-7	.286	0-5	.000	1-1	1.000	1-5-6	0	2	0	0	2	5
at Milwaukee	*	32	7-13	.538	6-9	.667	2-2	1.000	0-5-5	0	3	0	0	4	22
VALPARAISO	*	31	5-9	.556	3-6	.500	4-4	1.000	2-5-7	3	1	2	0	2	17
DETROIT	*	33	3-4	.750	3-4	.750	4-4	1.000	0-1-1	1	1	1	0	3	13
LOYOLA	*	34	3-11	.273	0-5	.000	0-0	.000	1-2-3	1	0	1	0	1	6

Season/Career Highs

Points	
Season	23 vs. UIC (2/2)
Career	27 vs. Wright State (3/11/11)
Rebounds	
Season	10 at Marquette (12/8)
Career	10 at Marquette (12/8/12)
Field Goals	
Season	10 vs. UIC (2/2)
Career	10 vs. UIC (2/2/13)
Field Goal Attempts	
Season	15 (2x) L: vs. UIC (2/2)
Career	18 vs. Wright State (2/11/12)
Three-Point Field Goals	
Season	6 at Milwaukee (3/9)
Career	6 (2x) L: at Milwaukee (3/9/13)
Three-Point Attempts	
Season	10 at Detroit (2/28)
Career	10 (2x) L: at Detroit (2/28/13)
Free Throws	
Season	5 vs. Indianapolis (11/30)
Career	6 vs. Cleveland State (1/21/12)
Free Throw Attempts	
Season	6 (2x) L: vs. UIndy (11/30)
Career	6 on three occasions
Assists	
Season	3 on five occasions
Career	4 on three occasions
Steals	
Season	4 at Milwaukee (3/9)
Career	6 at NDSU (11/11/11)
Blocked Shots	
Season	2 on three occasions
Career	2 on six occasions
Minutes Played	
Season	40 vs. Indianapolis (11/30)
Career	41 at Youngstown St. (2/18/12)

Lydia Bauer's Career Statistics

Year	GP-GS	Min	Avg.	FG-FGA	Pct.	3FG-3FGA	Pct.	FT-FTA	Pct.	Rebs.	Avg.	A	TO	B	S	Pts	Avg.
2009-10	31-0	243	7.8	22-58	.379	13-32	.406	2-2	1.000	33	1.1	12	15	6	13	59	1.9
2010-11	34-0	562	16.5	90-207	.435	40-105	.381	22-25	.880	71	2.1	35	34	11	20	242	7.1
2011-12	33-33	1005	30.5	130-321	.405	55-163	.337	50-61	.820	115	3.5	64	51	16	54	365	11.1
2012-13	31-31	993	32.0	109-257	.424	54-146	.370	39-51	.765	143	4.6	48	50	10	36	311	10.0
Totals	129-64	2803	21.7	351-843	.416	162-446	.363	113-139	.813	362	2.8	159	150	43	123	977	7.6



JENNY GILBERTSON

#25

Redshirt Senior • Wabasha, Minn. • Forward
6-2 • Winona Cotter • Elementary Education

#25

2012-13 (Senior Season)

- Hit 3-4 from behind the arc for nine points and added seven rebounds against Loyola on 3/7.
- Totaled five points and four assists vs. Youngstown State on Jan. 16.
- Scored 12 points on 3-3 shooting and 5-6 from the charity stripe against Cleveland State.
- Notched her first career double-double against UIC with 14 points and 13 rebounds, both career highs.
- Drilled a three at the buzzer of the first half against the Flames.
- Scored nine points at Youngstown State on Jan. 19 on 3-4 three-point shooting.
- Scored 11 points at Missouri while playing 23 minutes.

2011-12 (Junior Season)

- Voted Most Improved by her teammates.
- Scored 10 points in the Horizon League Tournament quarterfinal game against Valparaiso on 3/7/12.
- Had three steals against Ball State on 12/20/12.

Earlier Seasons

- Transferred from Kansas State and sat out the 2009-10 season due to NCAA transfer rules.
- Played in 13 games as a true freshman at K-State.
- First saw action in a Phoenix uniform on 11/13/10 against George Washington.
- Scored eight points and had six rebounds against North Dakota on 12/10/10.
- Played in 31 games her first year at Green Bay, averaging 2.0 points and 1.7 rebounds per game.

2012-13 Gilbertson Game-by-Game

Opponent	GS	Min	FG-A	Pct.	3FG-A	Pct.	FT-A	Pct.	O-D-TR	PF	A	TO	BS	ST	Pts
at UNI	10	0-2	.000	0-1	.000	0-0	.000	0-1-1	3	0	0	0	0	0	0
CENTRAL MICHIGAN	17	1-3	.333	0-2	.000	0-0	.000	0-3-3	0	1	0	1	1	2	2
vs. James Madison	17	1-3	.333	0-1	.000	0-0	.000	1-0-1	0	6	0	0	0	0	2
vs. Missouri	23	4-7	.571	3-6	.500	0-0	.000	0-3-3	2	0	2	1	0	11	11
vs. Richmond	24	1-1	1.000	1-1	1.000	2-2	1.000	0-4-4	1	2	1	0	1	5	5
INDIANAPOLIS	24	0-5	.000	0-1	.000	0-0	.000	1-5-6	2	2	1	0	1	0	0
at Central Michigan	11	0-5	.000	0-4	.000	0-0	.000	0-0-0	1	0	2	0	0	0	0
at Marquette	8	0-0	.000	0-0	.000	0-0	.000	1-0-1	2	0	2	0	0	0	0
NORTH DAKOTA STATE	12	1-3	.333	1-3	.333	2-2	1.000	2-4-6	2	1	0	1	0	5	5
WISCONSIN	7	2-4	.500	0-1	.000	0-0	.000	2-1-3	2	0	0	0	0	4	4
at Wichita State	24	2-4	.500	1-3	.333	0-0	.000	2-3-5	2	3	0	0	1	5	5
ST. BONAVENTURE	15	0-2	.000	0-1	.000	1-2	.500	1-1-2	2	1	2	0	0	1	1
DETROIT	14	0-0	.000	0-0	.000	0-0	.000	0-2-2	0	0	0	0	0	0	0
WRIGHT STATE	16	3-4	.750	1-2	.500	0-0	.000	0-4-4	3	2	0	1	0	7	7
at Cleveland State	14	0-1	.000	0-1	.000	0-0	.000	1-2-3	1	0	2	1	0	0	0
at Youngstown State	12	3-4	.750	3-4	.750	0-0	.000	0-1-1	0	1	0	2	0	9	9
at Valparaiso	16	2-2	1.000	1-1	1.000	0-0	.000	0-4-4	2	1	1	0	1	5	5
at Wright State	21	2-9	.222	0-2	.000	0-0	.000	2-1-3	2	1	1	0	0	4	4
UIC	28	3-8	.375	3-5	.600	5-6	.833	3-10-13	2	6	3	0	2	14	14
at Loyola	23	2-5	.400	1-3	.333	0-0	.000	1-7-8	0	2	2	0	0	5	5
MILWAUKEE	25	1-5	.200	1-4	.250	3-4	.750	3-0-3	0	2	1	0	1	6	6
CLEVELAND STATE	26	3-3	1.000	1-1	1.000	5-6	.833	1-2-3	1	0	3	0	0	12	12
YOUNGSTOWN STATE	18	2-5	.400	1-4	.250	0-0	.000	0-2-2	2	4	2	0	0	5	5
VALPARAISO	14	1-2	.500	1-1	1.000	0-0	.000	0-2-2	3	2	3	0	1	3	3
at Detroit	12	1-2	.500	1-2	.500	0-0	.000	0-0-0	0	2	2	0	1	3	3
at UIC	21	1-5	.200	0-1	.000	1-1	1.000	0-2-2	3	1	3	1	0	3	3
LOYOLA	25	3-5	.600	3-4	.750	0-0	.000	1-6-7	5	1	0	2	0	9	9
at Milwaukee	20	1-3	.333	1-3	.333	3-4	.750	1-2-3	2	0	1	2	2	6	6
VALPARAISO	18	1-6	.167	0-4	.000	0-0	.000	2-0-2	2	1	0	1	2	2	2
DETROIT	14	0-4	.000	0-4	.000	4-4	1.000	0-1-1	1	1	0	0	1	4	4
LOYOLA	17	1-3	.333	0-1	.000	0-0	.000	0-4-4	3	2	1	0	1	2	2

Season/Career Highs

Points	Season	14 vs. UIC (2/2)
	Career	14 vs. UIC (2/2/13)
Rebounds	Season	13 vs. UIC (2/2)
	Career	13 vs. UIC (2/2/13)
Field Goals	Season	4 vs. Missouri (11/23)
	Career	4 (2x) L: vs. Mizzou (11/23/12)
Field Goal Attempts	Season	9 at Wright State (1/28)
	Career	9 at Wright State (1/28/13)
Three-Point Field Goals	Season	3 on four occasions
	Career	3 on four occasions
Three-Point Attempts	Season	6 vs. Missouri (11/23)
	Career	6 vs. Missouri (11/23/12)
Free Throws	Season	5 (2x) L: vs. Cleveland St. (2/14)
	Career	6 at Cleveland State (2/16/12)
Free Throw Attempts	Season	6 (2x) L: vs. Cleveland St. (2/14)
	Career	6 on four occasions
Assists	Season	6 (2x) L: vs. UIC (2/2)
	Career	6 (2x) L: vs. UIC (2/2/13)
Steals	Season	2 vs. UIC (2/2)
	Career	3 vs. Ball State (12/20/11)
Blocked Shots	Season	2 on three occasions
	Career	2 on four occasions
Minutes Played	Season	28 vs. UIC (2/2/13)
	Career	28 vs. UIC (2/2/13)

Jenny Gilbertson's Career Statistics

Year	GP-GS	Min	Avg.	FG-FGA	Pct.	3FG-3FGA	Pct.	FT-FTA	Pct.	Rebs.	Avg.	A	TO	B	S	Pts	Avg.
2010-11	31-0	264	8.5	18-62	.290	10-32	.313	15-22	.682	52	1.7	21	22	4	11	61	2.0
2011-12	24-0	218	9.1	25-63	.397	8-22	.364	28-37	.757	40	1.7	11	15	5	11	86	3.6
2012-13	31-0	546	17.6	42-115	.365	24-71	.338	26-31	.839	102	3.3	45	35	13	16	134	4.3
Totals	86-0	1028	12.0	85-240	.354	42-125	.336	69-90	.767	194	2.3	77	72	22	38	281	3.3



SARAH EICHLER

#43

Senior • Grafton, Wis. • Forward
5-11 • Grafton High School • Education

#43

2012-13 (Senior Season)

- All-Horizon League Second Team and All-Defensive Team pick
- Named to the All-Horizon League Championship Team after averaging 12.3 points and 6.3 assists.
- Game-high 16 points, seven rebounds and four assists in the Horizon League Championship win over Loyola.
- Scored nine points and recorded a career-high 11 assists against Valparaiso on March 13.
- 12 points on a perfect 4-4 three-point effort and six assists at Detroit on Feb. 28.
- Became the 31st member of the Green Bay women's basketball 1,000 point club against Cleveland State on Feb. 14.
- Scored 24 points against Wright State, her third game with 20 or more points of the season and her career.
- Named the Horizon League Player of the Week on Nov. 26 after scoring a career-high 26 points against Richmond.

2011-12 (Junior Season)

- Made four threes and tied a game high with 16 points in the first round of the NCAA Tournament vs. Iowa State.
- Averaged 12.3 points and 5.7 rebounds in the 2012 Horizon League Tournament.
- Finished eighth in the Horizon League in FG percentage at 45.8 percent.

Earlier Seasons

- Scored nine points in the NCAA Tournament win over UALR during the 2010-11 season.
- Named to the Horizon League All-Newcomer team after her freshman campaign in 2009-10.
- Averaged 5.6 points and 2.7 rebounds per game as a true freshman.
- Scored in double figures in five games as a freshman.
- Appeared in all 33 games and started 19 as a true freshman during the 2009-10 season.

2012-13 Eichler Game-by-Game

Opponent	GS	Min	FG-A	Pct.	3FG-A	Pct.	FT-A	Pct.	O-D-TR	PF	A	TO	BS	ST	Pts
at UNI	*	38	7-14	.500	0-4	.000	3-7	.429	2-6-8	2	3	2	0	5	17
CENTRAL MICHIGAN	*	35	5-15	.333	2-7	.286	0-0	.000	1-3-4	1	4	2	0	2	12
vs. James Madison	*	38	4-15	.267	1-4	.250	7-11	.636	2-3-5	4	0	7	0	2	16
vs. Missouri	*	30	2-9	.222	2-5	.400	4-4	1.000	0-6-6	3	4	2	0	0	10
vs. Richmond	*	27	9-13	.692	5-6	.833	3-4	.750	2-3-5	1	1	3	0	1	26
INDIANAPOLIS	*	24	1-6	.167	0-1	.000	0-0	.000	0-3-3	3	1	1	0	0	2
at Central Michigan	*	39	3-10	.300	1-4	.250	0-1	.000	0-5-5	3	1	1	0	2	7
at Marquette	*	33	2-6	.333	1-3	.333	2-2	1.000	0-4-4	3	3	1	0	2	7
NORTH DAKOTA STATE	*	26	8-13	.615	2-4	.500	2-3	.667	0-6-6	3	5	1	0	2	20
WISCONSIN	*	33	3-6	.500	1-2	.500	2-2	1.000	0-4-4	4	3	4	0	5	9
at Wichita State	*	26	5-6	.833	3-3	1.000	2-4	.500	1-2-3	5	2	1	0	0	15
ST. BONAVENTURE	*	20	1-5	.200	0-3	.000	3-4	.750	1-0-1	2	2	2	0	1	5
DETROIT	*	29	5-12	.417	0-3	.000	0-1	.000	1-2-3	3	1	2	0	0	10
WRIGHT STATE	*	26	9-12	.750	2-2	1.000	4-5	.800	1-6-7	2	2	0	0	1	24
at Cleveland State	*	39	6-14	.429	2-6	.333	3-6	.500	0-2-2	1	1	3	0	2	17
at Youngstown State	*	38	2-6	.333	0-2	.000	2-4	.500	0-8-8	2	3	4	0	1	6
at Valparaiso	*	27	3-5	.600	2-4	.500	3-4	.750	0-3-3	2	3	3	0	1	11
at Wright State	*	20	1-4	.250	0-1	.000	4-4	1.000	1-0-1	4	1	4	1	0	6
UIC	*	24	2-6	.333	1-2	.500	4-4	1.000	1-4-5	0	8	0	0	4	9
at Loyola	*	25	3-8	.375	0-1	.000	0-0	.000	1-1-2	4	1	4	0	0	6
MILWAUKEE	*	33	4-10	.400	2-4	.500	1-1	1.000	3-2-5	4	7	7	2	3	11
CLEVELAND STATE	*	30	7-11	.636	0-2	.000	0-2	.000	2-2-4	2	6	1	0	2	14
YOUNGSTOWN STATE	*	25	7-10	.700	1-1	1.000	0-1	.000	0-2-2	3	2	1	0	0	15
VALPARAISO	*	27	5-11	.455	0-3	.000	3-3	1.000	1-1-2	2	4	2	1	2	13
at Detroit	*	36	4-6	.667	4-4	1.000	0-0	.000	0-3-3	4	6	3	0	0	12
at UIC	*	28	6-8	.750	3-5	.600	1-1	1.000	0-5-5	2	5	2	0	2	16
LOYOLA	*	26	0-4	.000	0-2	.000	0-0	.000	0-2-2	2	7	2	0	1	0
at Milwaukee	*	23	1-5	.200	0-1	.000	1-2	.500	0-2-2	2	6	0	0	1	3
VALPARAISO	*	34	3-8	.375	3-7	.429	0-2	.000	1-3-4	3	11	1	1	1	9
DETROIT	*	35	5-9	.556	2-3	.667	0-0	.000	1-3-4	3	4	2	0	0	12
LOYOLA	*	35	7-14	.500	2-8	.250	0-1	.000	1-6-7	2	4	0	0	0	16

Season/Career Highs

Points	
Season	26 vs. Richmond (11/24)
Career	26 vs. Richmond (11/24/12)
Rebounds	
Season	8 (2x) L: at YSU (1/19)
Career	8 (2x) L: at YSU (1/19)
Field Goals	
Season	9 (2x) L: vs. Wright State (1/12)
Career	9 (2x) L: vs. Wright State (1/12)
Field Goal Attempts	
Season	15 vs. James Madison (11/22)
Career	16 vs. UIC (12/29/11)
Three-Point Field Goals	
Season	5 vs. Richmond (11/24)
Career	5 vs. Richmond (11/24)
Three-Point Attempts	
Season	7 vs. Central Michigan (11/17)
Career	10 vs. Iowa State (3/17/12)
Free Throws	
Season	7 vs. James Madison (11/22)
Career	7 vs. J. Madison (11/22/12)
Free Throw Attempts	
Season	11 vs. James Madison
Career	11 vs. J. Madison (11/22/12)
Assists	
Season	11 vs. Valparaiso (3/13)
Career	11 vs. Valparaiso (3/13/13)
Steals	
Season	5 (2x) L: vs. Wisconsin (12/23)
Career	5 (2x) vs. Wisconsin (12/23/12)
Blocked Shots	
Season	2 vs. Milwaukee (2/9)
Career	2 vs. Milwaukee (2/9/13)
Minutes Played	
Season	39 (2x) at Cleveland St. (1/17)
Career	39 at Cleveland St. (1/17/13)

Sarah Eichler's Career Statistics

Year	GP-GS	Min	Avg.	FG-FGA	Pct.	3FG-3FGA	Pct.	FT-FTA	Pct.	Rebs.	Avg.	A	TO	B	S	Pts	Avg.
2009-10	33-19	765	23.2	72-149	.483	17-51	.333	25-47	.532	88	2.7	47	53	2	40	186	5.6
2010-11	36-36	970	26.9	86-208	.413	23-78	.295	45-55	.818	91	2.5	89	54	5	40	240	6.7
2011-12	32-29	878	27.4	108-236	.458	27-79	.342	75-96	.781	75	2.3	70	80	2	32	318	9.9
2012-13	31-31	929	30.0	130-281	.463	42-107	.393	54-83	.651	124	4.0	111	68	5	43	356	11.5
Totals	132-115	3542	26.8	396-874	.453	109-315	.346	199-281	.708	378	2.9	317	255	14	155	1100	8.3



STEPHANIE SENSION

#45

Redshirt Senior • Hopkins, Minn. • Forward
6-3 • Hopkins High School • Elementary Education

#45

2012-13 (Senior Season)

- Scored eight points, grabbed three rebounds and added two assists on her birthday against Valpo on Feb. 23.
- Scored nine points and grabbed five rebounds against Cleveland State on Feb. 14.
- Recorded her second career double-double against UIC on Feb. 2 with 12 points and 10 rebounds.
- Has scored in double figures in 11 of 19 games this season.
- Played 34 minutes against Wisconsin, holding post threat Cassie Rochel scoreless.
- Played a career-high 43 minutes against James Madison and had her first career double-double.
- Scored 14 points in her first career home start against Central Michigan on Nov. 17.
- In her first career start, she scored 13 points and grabbed six rebounds at UNI on Nov. 10.

2011-12 (Junior Season)

- Grabbed five rebounds in eight minutes in the second-round loss to Kentucky in the NCAA Tournament.
- Scored eight points on 4-4 shooting in the first round of the 2012 NCAA Tournament against Iowa State.
- Averaged 6.0 points and 2.3 rebounds per game.

Earlier Seasons

- Drew a charge against Brittney Griner in the Sweet 16 game against Baylor in the 2011 NCAA Tournament.
- Scored a then-career and game-high 12 points while grabbing a career-high six rebounds 12/1/10 at NDSU.
- Averaged 3.9 points and 1.7 rebounds per game as a sophomore in 2010-11.
- Six points, three rebounds vs. Iowa State in the second round of the 2010 NCAA Tournament.
- Played in 26 games as a freshman, averaging 3.3 points and 1.3 rebounds per game.

2012-13 Sension Game-by-Game

Opponent	GS	Min	FG-A	Pct.	3FG-A	Pct.	FT-A	Pct.	O-D-TR	PF	A	TO	BS	ST	Pts
at UNI	*	33	6-12	.500	0-1	.000	1-2	.500	3-3-6	2	0	2	1	2	13
CENTRAL MICHIGAN	*	28	5-7	.714	0-1	.000	4-6	.667	2-5-7	3	1	4	1	0	14
vs. James Madison	*	43	8-18	.444	2-4	.500	1-2	.500	6-4-10	2	4	2	1	4	19
vs. Missouri	*	26	2-9	.222	1-2	.500	4-6	.667	2-3-5	3	0	0	0	0	9
vs. Richmond	*	21	3-7	.429	1-2	.500	0-0	.000	1-1-2	1	2	2	0	1	7
INDIANAPOLIS	*	27	5-13	.385	0-4	.000	3-6	.500	4-4-8	2	0	1	1	0	13
at Central Michigan	*	23	4-9	.444	0-1	.000	0-2	.000	0-3-3	3	0	2	0	1	8
at Marquette	*	18	5-8	.625	0-2	.000	4-6	.667	0-4-4	3	0	1	0	1	14
NORTH DAKOTA STATE	*	18	4-7	.571	0-0	.000	1-2	.500	1-6-7	2	3	2	2	0	9
WISCONSIN	*	34	6-15	.400	0-2	.000	1-1	1.000	2-2-4	3	2	2	0	0	13
at Wichita State	*	13	3-6	.500	0-1	.000	0-0	.000	1-3-4	4	1	0	0	0	6
ST. BONAVENTURE	*	21	4-8	.500	1-1	1.000	3-4	.750	0-2-2	0	2	1	0	0	12
DETROIT	*	21	2-5	.400	1-3	.333	0-0	.000	0-3-3	4	1	2	0	0	5
WRIGHT STATE	*	18	2-7	.286	0-0	.000	1-1	1.000	1-3-4	1	4	2	0	1	5
at Cleveland State	*	29	8-14	.571	0-0	.000	0-2	.000	1-5-6	1	2	2	0	1	16
at Youngstown State	*	27	6-9	.667	0-0	.000	0-1	.000	0-3-3	2	0	3	1	1	12
at Valparaiso	*	21	3-5	.600	1-2	.500	2-2	1.000	0-3-3	3	0	5	2	0	9
at Wright State	*	17	6-8	.750	0-1	.000	1-2	.500	0-5-5	0	1	1	0	0	13
UIC	*	19	5-8	.625	0-0	.000	2-5	.400	5-5-10	2	2	2	0	2	12
at Loyola	*	23	3-4	.750	0-0	.000	3-4	.750	2-4-6	3	2	2	1	2	9
MILWAUKEE	*	18	7-11	.636	0-0	.000	0-0	.000	0-3-3	3	0	0	1	0	14
CLEVELAND STATE	*	17	4-9	.444	0-0	.000	1-2	.500	2-3-5	3	2	2	0	1	9
YOUNGSTOWN STATE	*	19	3-5	.600	0-0	.000	3-5	.600	2-2-4	5	1	1	0	0	9
VALPARAISO	*	16	4-5	.800	0-0	.000	0-0	.000	2-1-3	2	2	0	1	0	8
at Detroit	*	20	5-7	.714	0-2	.000	4-4	1.000	1-4-5	4	1	4	1	0	14
at UIC	*	14	2-4	.500	0-0	.000	2-5	.400	0-4-4	3	3	1	0	0	6
LOYOLA	*	18	3-5	.600	0-0	.000	0-2	.000	1-1-2	1	1	2	0	1	6
at Milwaukee	*	18	5-7	.714	0-0	.000	1-4	.250	1-1-2	2	0	2	1	1	11
VALPARAISO	*	24	4-6	.667	0-0	.000	1-2	.500	2-5-7	1	4	1	0	0	0
DETROIT	*	19	3-3	1.000	0-0	.000	0-0	.000	0-3-3	3	1	1	0	0	6
LOYOLA	*	15	1-4	.250	0-1	.000	0-0	.000	0-0-0	1	0	0	0	0	2

Season/Career Highs

Points	
Season	19 vs. James Madison (11/22)
Career	19 vs. J. Madison (11/22/12)
Rebounds	
Season	10 (2x) L: vs. UIC (2/2)
Career	10 (2x) L: vs. UIC (2/2/13)
Field Goals	
Season	8 (2x) L: at Cleveland St. (1/17)
Career	8 (2x) L: at CSU (1/17/13)
Field Goal Attempts	
Season	18 vs. James Madison (11/22)
Career	18 vs. J. Madison (11/22/13)
Three-Point Field Goals	
Season	2 vs. James Madison (11/22)
Career	2 (2x) L: vs. JMU (11/22/12)
Three-Point Attempts	
Season	4 (2x) L: vs. UIndy (11/30)
Career	4 (2x) L: vs. UIndy (11/30/12)
Free Throws	
Season	4 on three occasions
Career	5 (2x) L: vs. Milwaukee (2/4/12)
Free Throw Attempts	
Season	6 on four occasions
Career	6 on six occasions
Assists	
Season	4 on three occasions
Career	4 on three occasions
Steals	
Season	4 vs. James Madison (11/22)
Career	4 vs. J. Madison (11/22/12)
Blocked Shots	
Season	2 (2x) L: at Valparaiso (1/26)
Career	2 (2x) L: at Valpo (1/26/13)
Minutes Played	
Season	43 vs. James Madison (11/22)
Career	43 vs. J. Madison (11/22/12)

Stephanie Sension's Career Statistics

Year	GP-GS	Min	Avg.	FG-FGA	Pct.	3FG-3FGA	Pct.	FT-FTA	Pct.	Rebs.	Avg.	A	TO	B	S	Pts	Avg.
2009-10	26-0	197	7.6	33-72	.458	3-16	.188	18-24	.750	33	1.3	9	19	1	6	87	3.3
2010-11	34-0	274	8.1	47-108	.435	6-23	.261	33-48	.688	59	1.7	8	33	5	16	133	3.9
2011-12	32-0	383	12.0	72-151	.477	8-31	.258	39-55	.709	75	2.3	13	33	5	16	191	6.0
2012-13	31-31	678	21.9	131-245	.535	7-30	.233	43-78	.551	140	4.5	42	52	14	20	312	10.1
Totals	123-31	1532	12.5	283-576	.491	24-100	.240	133-205	.649	307	2.5	72	137	25	57	723	5.9

2012-13 GREEN BAY PHOENIX INACTIVES



KAILI LUKAN

#4

Freshman • Barrie, Ontario, Canada • Guard
5-10 • Barrie Central

#4

2012-13 (Freshman Season)

- Out for the season with a knee injury suffered against Wright State
- Played 17 minutes at Marquette (12/8), scoring six points and recording a game-high six steals
- Played six minutes against Central Michigan, grabbing a rebound and steal (11/17)
- Averaged 8.8 minutes and 1.4 points per game

Prior to Green Bay

- Joined sister Megan on the Green Bay roster
- Member of Canadian U18 Junior National Team
- Earned Athlete of the Year honors at Barrie Central all four years and was a three-time MVP



MEHRYN KRAKER

#10

Freshman • West Allis, Wis. • Forward
6-0 • West Allis Central

#10

2012-13 (Freshman Season)

- Plans to redshirt 2012-13 season, retaining four years of eligibility

Prior to Green Bay

- Four-time All-Conference selection
- Greater Metro player of the year
- Two-time All-State selection
- All-time school leader in points (1,200), assists (300) and steals (260)



HANNAH EICHLER

#41

Freshman • Grafton, Wis. • Guard
5-11 • Grafton

#41

2012-13 Season (Freshman Season)

- Plans to redshirt 2012-13 season, retaining four years of eligibility

Prior to Green Bay

- Sister of Sarah Eichler
- First Team All-Conference and All-State selection senior year
- Participant in Wisconsin Basketball Coaches Association All-Star game
- Led team to Division 2 state championship title in 2009



MARIAH MONKE

#44

Freshman • Fergus Falls, Minn. • Forward
6-2 • Fergus Falls

#44

2012-13 Season (Freshman Season)

- Plans to redshirt 2012-13 season, retaining four years of eligibility

Prior to Green Bay

- Four-time All-Conference selection
- Named to Minnesota Coaches Association State All-Star team
- All-time leading rebounder at Fergus Falls, grabbing 25 in a game, 326 in a single season, and 1,134 for her career

2012-13 STATS AND RESULTS

Green Bay Women's Basketball 2012-13 Green Bay Combined Team Statistics (as of Mar 17, 2013) All games

RECORD:	OVERALL	HOME	AWAY	NEUTRAL
ALL GAMES	29-2	16-0	11-1	2-1
CONFERENCE	16-0	8-0	8-0	0-0
NON-CONFERENCE	13-2	8-0	3-1	2-1

#	Player	gp-gs	min	avg	Total		3-Point		F-Throw		Rebounds				pf	dq	a	to	blk	stl	pts	avg
					fg-fga	fg%	3fg-fga	3fg%	ft-fita	ft%	off	def	tot	avg								
13	RITCHIE, Adrian	31-31	997	32.2	152-335	.454	70-184	.380	66-77	.857	38	121	159	5.1	64	1	116	53	18	81	440	14.2
43	EICHLER, Sarah	31-31	929	30.0	130-281	.463	42-107	.393	54-83	.651	23	101	124	4.0	81	1	111	68	5	43	356	11.5
45	SENSION, Stephanie	31-31	678	21.9	131-245	.535	7-30	.233	43-78	.551	42	98	140	4.5	72	1	42	52	14	20	312	10.1
22	BAUER, Lydia	31-31	993	32.0	109-257	.424	54-146	.370	39-51	.765	34	109	143	4.6	41	0	48	50	10	36	311	10.0
14	LUKAN, Megan	31-31	983	31.7	70-177	.395	24-82	.293	57-74	.770	30	56	86	2.8	64	0	134	63	1	41	221	7.1
03	RANGER, Breannah	29-0	520	17.9	91-168	.542	0-0	.000	36-56	.643	55	90	145	5.0	36	0	18	28	9	16	218	7.5
25	GILBERTSON, Jenny	31-0	546	17.6	42-115	.365	24-71	.338	26-31	.839	25	77	102	3.3	51	1	45	35	13	16	134	4.3
20	ZASTROW, Sam	26-0	171	6.6	9-34	.265	0-6	.000	11-16	.688	2	19	21	0.8	14	0	18	19	0	9	29	1.1
00	BARNETT, Brionna	25-0	153	6.1	10-30	.333	6-17	.353	1-4	.250	1	12	13	0.5	8	0	6	6	0	5	27	1.1
12	THOMAS, Taylor	24-0	98	4.1	8-20	.400	1-5	.200	7-8	.875	5	13	18	0.8	21	0	5	9	1	5	24	1.0
04	LUKAN, Kaili	12-0	105	8.8	7-17	.412	2-6	.333	1-3	.333	4	11	15	1.3	8	0	8	6	0	9	17	1.4
21	EDISON, Ellen	19-0	52	2.7	2-11	.182	2-7	.286	6-11	.545	3	2	5	0.3	6	0	4	4	0	2	12	0.6
Team											40	67	107				16					
Total.....		31	6225		761-1690	.450	232-661	.351	347-492	.705	302	776	1078	34.8	466	4	555	409	71	283	2101	67.8
Opponents.....		31	6225		520-1518	.343	156-611	.255	296-441	.671	303	705	1008	32.5	527	-	294	589	105	194	1492	48.1

TEAM STATISTICS	GB	OPP	Date	Opponent	Score	Att.		
SCORING	2101	1492	11/10/12	at UNI	w 54-53	2255		
Points per game	67.8	48.1	11/17/12	CENTRAL MICHIGAN	w 75-48	1778		
Scoring margin	+19.6	-	11/22/12	vs James Madison	Lot 86-89	902		
FIELD GOALS-ATT	761-1690	520-1518	11/23/12	vs Missouri	w 55-33	902		
Field goal pct	.450	.343	11/24/12	vs Richmond	w 79-48	902		
3 POINT FG-ATT	232-661	156-611	11/30/12	INDIANAPOLIS	w 64-52	1975		
3-point FG pct	.351	.255	12/05/12	at Central Michigan	L 50-54	3001		
3-pt FG made per game	7.5	5.0	12/8/12	at Marquette	w 55-46	1680		
FREE THROWS-ATT	347-492	296-441	12/18/12	NORTH DAKOTA STATE	w 72-37	1603		
Free throw pct	.705	.671	12/23/12	WISCONSIN	w 53-38	3505		
F-Throws made per game	11.2	9.5	12/30/12	at WICHITA STATE	w 63-42	1449		
REBOUNDS	1078	1008	01/05/12	SBU	w 61-42	2025		
Rebounds per game	34.8	32.5	* 01/08/13	DETROIT	w 62-31	1968		
Rebounding margin	+2.3	-	* 01/12/13	WRIGHT STATE	w 71-44	2207		
ASSISTS	555	294	* 1/17/13	at Cleveland State	w 52-49	257		
Assists per game	17.9	9.5	* 1/19/13	at Youngstown State	w 59-41	1181		
TURNOVERS	409	589	* 01/26/13	at Valparaiso	w 78-55	575		
Turnovers per game	13.2	19.0	* 1/28/13	at Wright State	w 70-48	390		
Turnover margin	+5.8	-	* 02/02/13	UIC	w 99-53	2965		
Assist/turnover ratio	1.4	0.5	* 02/07/13	at Loyola Chicago	w 65-62	203		
STEALS	283	194	* 02/09/13	UWM	w 64-49	3367		
Steals per game	9.1	6.3	* 02/14/13	CLEVELAND STATE	w 88-51	2056		
BLOCKS	71	105	* 02/16/13	YOUNGSTOWN STATE	w 60-46	3388		
Blocks per game	2.3	3.4	* 02/23/13	VALPARAISO	w 80-38	3567		
ATTENDANCE	39371	15450	* 02/28/13	at DETROIT	w 71-63	233		
Home games-Avg/Game	16-2461	12-1062	* 3-2-13	at UIC	w 67-36	312		
Neutral site-Avg/Game	-	3-902	* 03/07/13	LOYOLA CHICAGO	w 63-37	2412		
Score by Periods	1st	2nd	OT	Totals				
Green Bay	1002	1092	7	2101				
Opponents	641	841	10	1492				
					* 03/09/13	at Milwaukee	w 80-56	1208
					03/13/13	VALPARAISO	w 80-59	1970
					03/15/13	DETROIT	w 71-54	2218
					03/17/13	LOYOLA CHICAGO	w 54-38	2367

* - Conference game



2012-13 HORIZON LEAGUE ONLY STATS

**Green Bay Women's Basketball 2012-13
Green Bay Combined Team Statistics (as of Mar 11, 2013)
Conference games**

RECORD:	OVERALL	HOME	AWAY	NEUTRAL
ALL GAMES	16-0	8-0	8-0	0-0
CONFERENCE	16-0	8-0	8-0	0-0
NON-CONFERENCE	0-0	0-0	0-0	0-0

#	Player	gp-gs	min	avg	Total		3-Point		F-Throw		Rebounds				pf	dq	a	to	blk	stl	pts	avg			
					fg-fga	fg%	3fg-fga	3fg%	ft-fga	ft%	off	def	tot	avg											
13	RITCHIE, Adrian	16-16	514	32.1	69-150	.460	33-83	.398	33-38	.868	16	66	82	5.1	25	0	66	26	13	40	204	12.8			
43	EICHLER, Sarah	16-16	456	28.5	65-132	.492	17-43	.395	26-38	.684	11	45	56	3.5	39	0	63	38	4	20	173	10.8			
22	BAUER, Lydia	16-16	498	31.1	61-134	.455	30-78	.385	15-19	.789	13	58	71	4.4	19	0	27	23	9	17	167	10.4			
45	SENSION, Stephanie	16-16	315	19.7	68-113	.602	2-8	.250	20-39	.513	18	50	68	4.3	39	1	22	31	8	11	158	9.9			
03	RANGER, Breannah	16-0	314	19.6	58-110	.527	0-0	.000	23-34	.676	39	55	94	5.9	23	0	10	18	5	10	139	8.7			
14	LUKAN, Megan	16-16	482	30.1	38-91	.418	17-49	.347	34-38	.895	14	28	42	2.6	33	0	76	29	1	20	127	7.9			
25	GILBERTSON, Jenny	16-0	305	19.1	28-63	.444	18-38	.474	17-21	.810	13	47	60	3.8	26	1	25	24	9	8	91	5.7			
20	ZASTROW, Sam	15-0	126	8.4	7-29	.241	0-6	.000	8-12	.667	2	15	17	1.1	8	0	13	11	0	8	22	1.5			
00	BARNETT, Brionna	12-0	89	7.4	7-19	.368	5-11	.455	0-2	.000	0	7	7	0.6	3	0	3	4	0	2	19	1.6			
12	THOMAS, Taylor	12-0	58	4.8	6-17	.353	0-4	.000	6-6	1.000	5	9	14	1.2	13	0	3	5	0	3	18	1.5			
21	EDISON, Ellen	11-0	33	3.0	2-7	.286	2-5	.400	5-6	.833	2	1	3	0.3	6	0	3	1	0	1	11	1.0			
04	LUKAN, Kaili	2-0	10	5.0	0-0	.000	0-0	.000	0-0	.000	0	2	2	1.0	1	0	0	0	0	0	0	0.0			
Team											21	35	56												7
Total.....		16	3200	409-865		.473	124-325	.382	187-253	.739	154	418	572	35.8	235	2	311	217	49	140	1129	70.6			
Opponents.....		16	3200	265-801		.331	82-321	.255	147-222	.662	157	337	494	30.9	276	-	165	288	43	107	759	47.4			

TEAM STATISTICS	GB	OPP	Date	Opponent	Score	Att.
SCORING	1129	759	* 01/08/13	DETROIT	w 62-31	1968
Points per game	70.6	47.4	* 01/12/13	WRIGHT STATE	w 71-44	2207
Scoring margin	+23.1	-	* 1/17/13	at Cleveland State	w 52-49	257
FIELD GOALS-ATT	409-865	265-801	* 1/19/13	at Youngstown State	w 59-41	1181
Field goal pct	.473	.331	* 01/26/13	at Valparaiso	w 78-55	575
3 POINT FG-ATT	124-325	82-321	* 1/28/13	at Wright State	w 70-48	390
3-point FG pct	.382	.255	* 02/02/13	UIC	w 99-53	2965
3-pt FG made per game	7.8	5.1	* 02/07/13	at Loyola Chicago	w 65-62	203
FREE THROWS-ATT	187-253	147-222	* 02/09/13	UWM	w 64-49	3367
Free throw pct	.739	.662	* 02/14/13	CLEVELAND STATE	w 88-51	2056
F-Throws made per game	11.7	9.2	* 02/16/13	YOUNGSTOWN STATE	w 60-46	3388
REBOUNDS	572	494	* 02/23/13	VALPARAISO	w 80-38	3567
Rebounds per game	35.8	30.9	* 02/28/13	at DETROIT	w 71-63	233
Rebounding margin	+4.9	-	* 3-2-13	at UIC	w 67-36	312
ASSISTS	311	165	* 03/07/13	LOYOLA CHICAGO	w 63-37	2412
Assists per game	19.4	10.3	* 03/09/13	at Milwaukee	w 80-56	1208
TURNOVERS	217	288	* - Conference game			
Turnovers per game	13.6	18.0				
Turnover margin	+4.4	-				
Assist/turnover ratio	1.4	0.6				
STEALS	140	107				
Steals per game	8.8	6.7				
BLOCKS	49	43				
Blocks per game	3.1	2.7				
ATTENDANCE	21930	4359				
Home games-Avg/Game	8-2741	8-545				
Neutral site-Avg/Game	-	0-0				

Score by Periods	1st	2nd	Totals
Green Bay	535	594	1129
Opponents	328	431	759



2013 HORIZON LEAGUE CHAMPIONSHIP STATS

Green Bay Women's Basketball 2012-13 Green Bay Combined Team Statistics (as of Mar 18, 2013) HL Championship

RECORD:	OVERALL	HOME	AWAY	NEUTRAL
ALL GAMES	3-0	3-0	0-0	0-0
CONFERENCE	0-0	0-0	0-0	0-0
NON-CONFERENCE	3-0	3-0	0-0	0-0

#	Player	gp-gs	min	avg	Total		3-Point		F-Throw		Rebounds				pf	dq	a	to	blk	stl	pts	avg
					fg-fga	fg%	3fg-fga	3fg%	ft-fta	ft%	off	def	tot	avg								
13	RITCHIE, Adrian	3-3	104	34.7	20-40	.500	12-26	.462	7-7	1.000	6	14	20	6.7	7	0	7	7	1	6	59	19.7
43	EICHLER, Sarah	3-3	104	34.7	15-31	.484	7-18	.389	0-3	.000	3	12	15	5.0	8	0	19	3	1	1	37	12.3
22	BAUER, Lydia	3-3	98	32.7	11-24	.458	6-15	.400	8-8	1.000	3	8	11	3.7	5	0	2	4	0	6	36	12.0
03	RANGER, Breannah	3-0	62	20.7	9-18	.500	0-0	.000	3-5	.600	4	12	16	5.3	4	0	3	3	1	3	21	7.0
14	LUKAN, Megan	3-3	105	35.0	5-23	.217	3-14	.214	7-12	.583	2	5	7	2.3	7	0	12	6	0	5	20	6.7
45	SENSION, Stephanie	3-3	58	19.3	8-13	.615	0-1	.000	1-2	.500	2	8	10	3.3	5	0	5	2	0	0	17	5.7
25	GILBERTSON, Jenny	3-0	49	16.3	2-13	.154	0-9	.000	4-4	1.000	2	5	7	2.3	6	0	4	1	1	4	8	2.7
20	ZASTROW, Sam	3-0	10	3.3	1-2	.500	0-0	.000	3-4	.750	0	0	0	0.0	1	0	1	0	0	0	5	1.7
12	THOMAS, Taylor	3-0	5	1.7	1-1	1.000	0-0	.000	0-0	.000	0	0	0	0.0	1	0	1	0	0	1	2	0.7
21	EDISON, Ellen	3-0	3	1.0	0-1	.000	0-1	.000	0-0	.000	0	0	0	0.0	0	0	0	0	0	0	0	0.0
00	BARNETT, Brionna	3-0	2	0.7	0-0	.000	0-0	.000	0-0	.000	0	0	0	0.0	0	0	0	0	0	0	0	0.0
Team											6	4	10				2					
Total.....		3	600		72-166	.434	28-84	.333	33-45	.733	28	68	96	32.0	44	0	54	28	4	26	205	68.3
Opponents.....		3	600		49-142	.345	14-66	.212	39-50	.780	32	73	105	35.0	50	-	27	54	8	14	151	50.3

TEAM STATISTICS	GB	OPP	Date	Opponent	Score	Att.
SCORING	205	151	03/13/13	VALPARAISO	w 80-59	1970
Points per game	68.3	50.3	03/15/13	DETROIT	w 71-54	2218
Scoring margin	+18.0	-	03/17/13	LOYOLA CHICAGO	w 54-38	2367
FIELD GOALS-ATT	72-166	49-142	* - Conference game			
Field goal pct	.434	.345				
3 POINT FG-ATT	28-84	14-66				
3-point FG pct	.333	.212				
3-pt FG made per game	9.3	4.7				
FREE THROWS-ATT	33-45	39-50				
Free throw pct	.733	.780				
F-Throws made per game	11.0	13.0				
REBOUNDS	96	105				
Rebounds per game	32.0	35.0				
Rebounding margin	-3.0	-				
ASSISTS	54	27				
Assists per game	18.0	9.0				
TURNOVERS	28	54				
Turnovers per game	9.3	18.0				
Turnover margin	+8.7	-				
Assist/turnover ratio	1.9	0.5				
STEALS	26	14				
Steals per game	8.7	4.7				
BLOCKS	4	8				
Blocks per game	1.3	2.7				
ATTENDANCE	6555	0				
Home games-Avg/Game	3-2185	0-0				
Neutral site-Avg/Game	-	0-0				

Score by Periods	1st	2nd	Totals
Green Bay	98	107	205
Opponents	61	90	151



2012-13 HOME GAME STATS

**Green Bay Women's Basketball 2012-13
Green Bay Combined Team Statistics (as of Mar 18, 2013)
Home games**

RECORD:	OVERALL	HOME	AWAY	NEUTRAL
ALL GAMES	16-0	16-0	0-0	0-0
CONFERENCE	8-0	8-0	0-0	0-0
NON-CONFERENCE	8-0	8-0	0-0	0-0

#	Player	gp-gs	min	avg	Total		3-Point		F-Throw		Rebounds				pf	dq	a	to	blk	stl	pts	avg
					fg-fga	fg%	3fg-fga	3fg%	ft-fga	ft%	off	def	tot	avg								
13	RITCHIE, Adrian	16-16	505	31.6	80-164	.488	38-96	.396	25-26	.962	21	63	84	5.3	30	0	60	28	10	47	223	13.9
43	EICHLER, Sarah	16-16	462	28.9	72-152	.474	18-54	.333	19-29	.655	14	49	63	3.9	39	0	71	28	4	24	181	11.3
22	BAUER, Lydia	16-16	505	31.6	64-143	.448	30-77	.390	19-22	.864	17	63	80	5.0	20	0	25	26	5	18	177	11.1
45	SESSION, Stephanie	16-16	332	20.8	62-118	.525	2-12	.167	20-36	.556	24	48	72	4.5	36	1	26	23	6	6	146	9.1
03	RANGER, Breannah	16-0	283	17.7	56-102	.549	0-0	.000	12-23	.522	34	54	88	5.5	15	0	14	13	7	10	124	7.8
14	LUKAN, Megan	16-16	493	30.8	36-83	.434	12-38	.316	33-41	.805	17	30	47	2.9	35	0	71	34	0	23	117	7.3
25	GILBERTSON, Jenny	16-0	290	18.1	22-62	.355	12-38	.316	20-24	.833	16	47	63	3.9	30	1	26	16	6	10	76	4.8
00	BARNETT, Brionna	14-0	88	6.3	9-21	.429	6-13	.462	1-2	.500	0	7	7	0.5	3	0	2	4	0	3	25	1.8
20	ZASTROW, Sam	15-0	91	6.1	5-21	.238	0-3	.000	11-15	.733	2	6	8	0.5	6	0	10	6	0	3	21	1.4
12	THOMAS, Taylor	14-0	60	4.3	4-11	.364	0-3	.000	3-4	.750	4	10	14	1.0	12	0	4	4	1	4	11	0.8
21	EDISON, Ellen	11-0	34	3.1	2-10	.200	2-6	.333	5-7	.714	2	1	3	0.3	4	0	3	3	0	1	11	1.0
04	LUKAN, Kaili	6-0	57	9.5	2-8	.250	0-3	.000	1-2	.500	2	8	10	1.7	6	0	5	3	0	2	5	0.8
Team											15	32	47				10					
Total.....		16	3200		414-895	.463	120-343	.350	169-231	.732	168	418	586	36.6	236	2	317	198	39	151	1117	69.8
Opponents.....		16	3200		245-769	.319	74-316	.234	153-229	.668	160	351	511	31.9	266	-	141	308	46	94	717	44.8

TEAM STATISTICS	GB	OPP	Date	Opponent	Score	Att.
SCORING	1117	717	11/17/12	CENTRAL MICHIGAN	w 75-48	1778
Points per game	69.8	44.8	11/30/12	INDIANAPOLIS	w 64-52	1975
Scoring margin	+25.0	-	12/18/12	NORTH DAKOTA STATE	w 72-37	1603
FIELD GOALS-ATT	414-895	245-769	12/23/12	WISCONSIN	w 53-38	3505
Field goal pct	.463	.319	01/05/12	SBU	w 61-42	2025
3 POINT FG-ATT	120-343	74-316	* 01/08/13	DETROIT	w 62-31	1968
3-point FG pct	.350	.234	* 01/12/13	WRIGHT STATE	w 71-44	2207
3-pt FG made per game	7.5	4.6	* 02/02/13	UIC	w 99-53	2965
FREE THROWS-ATT	169-231	153-229	* 02/09/13	UWM	w 64-49	3367
Free throw pct	.732	.668	* 02/14/13	CLEVELAND STATE	w 88-51	2056
F-Throws made per game	10.6	9.6	* 02/16/13	YOUNGSTOWN STATE	w 60-46	3388
REBOUNDS	586	511	* 02/23/13	VALPARAISO	w 80-38	3567
Rebounds per game	36.6	31.9	* 03/07/13	LOYOLA CHICAGO	w 63-37	2412
Rebounding margin	+4.7	-	03/13/13	VALPARAISO	w 80-59	1970
ASSISTS	317	141	03/15/13	DETROIT	w 71-54	2218
Assists per game	19.8	8.8	03/17/13	LOYOLA CHICAGO	w 54-38	2367
TURNOVERS	198	308				
Turnovers per game	12.4	19.3				
Turnover margin	+6.9	-				
Assist/turnover ratio	1.6	0.5				
STEALS	151	94				
Steals per game	9.4	5.9				
BLOCKS	39	46				
Blocks per game	2.4	2.9				
ATTENDANCE	39371	0				
Home games-Avg/Game	16-2461	0-0				
Neutral site-Avg/Game	-	0-0				

* - Conference game

Score by Periods	1st	2nd	Totals
Green Bay	546	571	1117
Opponents	308	409	717



2012-13 ROAD STATS

Green Bay Women's Basketball 2012-13 Green Bay Combined Team Statistics (as of Mar 18, 2013) Away games

RECORD:	OVERALL	HOME	AWAY	NEUTRAL
ALL GAMES	11-1	0-0	11-1	0-0
CONFERENCE	8-0	0-0	8-0	0-0
NON-CONFERENCE	3-1	0-0	3-1	0-0

#	Player	gp-gs	min	avg	Total		3-Point		F-Throw		Rebounds					pf	dq	a	to	blk	stl	pts	avg		
					fg-fga	fg%	3fg-fga	3fg%	ft-fa	ft%	off	def	tot	avg											
13	RITCHIE, Adrian	12-12	403	33.6	54-138	.391	25-73	.342	36-44	.818	15	51	66	5.5	25	1	46	21	8	25	169	14.1			
45	SENSION, Stephanie	12-12	256	21.3	56-93	.602	1-10	.100	18-34	.529	9	42	51	4.3	30	0	10	25	7	9	131	10.9			
43	EICHLER, Sarah	12-12	372	31.0	43-92	.467	16-38	.421	21-35	.600	5	40	45	3.8	34	1	35	28	1	16	123	10.3			
22	BAUER, Lydia	12-12	387	32.2	36-90	.400	20-52	.385	15-20	.750	10	41	51	4.3	17	0	18	16	4	17	107	8.9			
03	RANGER, Breannah	11-0	205	18.6	33-60	.550	0-0	.000	21-29	.724	19	31	50	4.5	18	0	4	15	2	4	87	7.9			
14	LUKAN, Megan	12-12	389	32.4	24-73	.329	10-37	.270	19-25	.760	12	20	32	2.7	23	0	49	26	1	18	77	6.4			
25	GILBERTSON, Jenny	12-0	192	16.0	14-42	.333	8-25	.320	4-5	.800	8	23	31	2.6	18	0	11	16	6	5	40	3.3			
12	THOMAS, Taylor	8-0	29	3.6	3-7	.429	0-1	.000	4-4	1.000	1	2	3	0.4	7	0	1	5	0	1	10	1.3			
04	LUKAN, Kaili	3-0	33	11.0	4-7	.571	1-1	1.000	0-1	.000	2	2	4	1.3	2	0	1	2	0	6	9	3.0			
20	ZASTROW, Sam	9-0	70	7.8	4-12	.333	0-3	.000	0-1	.000	0	11	11	1.2	6	0	8	8	0	6	8	0.9			
00	BARNETT, Brionna	9-0	54	6.0	1-6	.167	0-2	.000	0-2	.000	1	3	4	0.4	3	0	2	1	0	1	2	0.2			
21	EDISON, Ellen	6-0	10	1.7	0-1	.000	0-1	.000	1-2	.500	1	0	1	0.2	2	0	0	0	0	0	1	0.2			
Team											20	25	45						5						
Total.....		12	2400	272-621		.438	81-243	.333	139-202	.688	103	291	394	32.8	185	2	185	168	29	108	764	63.7			
Opponents.....		12	2400	212-597		.355	69-242	.285	112-171	.655	120	279	399	33.2	203	-	121	218	42	78	605	50.4			

TEAM STATISTICS	GB	OPP	Date	Opponent	Score	Att.
SCORING	764	605	11/10/12	at UNI	w 54-53	2255
Points per game	63.7	50.4	12/05/12	at Central Michigan	L 50-54	3001
Scoring margin	+13.3	-	12/8/12	at Marquette	w 55-46	1680
FIELD GOALS-ATT	272-621	212-597	12/30/12	at WICHITA STATE	w 63-42	1449
Field goal pct	.438	.355	* 1/17/13	at Cleveland State	w 52-49	257
3 POINT FG-ATT	81-243	69-242	* 1/19/13	at Youngstown State	w 59-41	1181
3-point FG pct	.333	.285	* 01/26/13	at Valparaiso	w 78-55	575
3-pt FG made per game	6.8	5.8	* 1/28/13	at Wright State	w 70-48	390
FREE THROWS-ATT	139-202	112-171	* 02/07/13	at Loyola Chicago	w 65-62	203
Free throw pct	.688	.655	* 02/28/13	at DETROIT	w 71-63	233
F-Throws made per game	11.6	9.3	* 3-2-13	at UIC	w 67-36	312
REBOUNDS	394	399	* 03/09/13	at Milwaukee	w 80-56	1208
Rebounds per game	32.8	33.2	* - Conference game			
Rebounding margin	-0.4	-				
ASSISTS	185	121				
Assists per game	15.4	10.1				
TURNOVERS	168	218				
Turnovers per game	14.0	18.2				
Turnover margin	+4.2	-				
Assist/turnover ratio	1.1	0.6				
STEALS	108	78				
Steals per game	9.0	6.5				
BLOCKS	29	42				
Blocks per game	2.4	3.5				
ATTENDANCE	0	12744				
Home games-Avg/Game	0-0	12-1062				
Neutral site-Avg/Game	-	0-0				

Score by Periods	1st	2nd	Totals
Green Bay	365	399	764
Opponents	261	344	605

2012-13 Green Bay Women's Basketball Final Box Scores

Official Basketball Box Score -- Game Totals -- Final Statistics

Green Bay vs UNI

11/10/12 2:30 PM at Cedar Falls, Iowa (McLeod Center)

Green Bay 54 • 1-0

#	Player	Total			Rebounds			PF	TP	A	TO	Blk	Stl	Min
		FG-FGA	3-Ptr	FT-FTA	Off	Def	Tot							
13	RITCHIE, Adrian	* 4-10	3-8	5-6	1	3	4	2	16	3	3	1	3	34
14	LUKAN, Megan	* 1-4	0-2	2-4	1	2	3	4	4	1	2	0	0	25
22	BAUER, Lydia	* 0-2	0-2	2-2	2	0	2	2	2	1	1	0	1	37
43	EICHLER, Sarah	* 7-14	0-4	3-7	2	6	8	2	17	3	2	0	5	38
45	SENSION, Stephanie	* 6-12	0-1	1-2	3	3	6	2	13	0	2	1	2	33
00	BARNETT, Brionna	1-4	0-1	0-0	1	2	3	0	2	0	0	0	0	17
12	THOMAS, Taylor	0-0	0-0	0-0	0	0	0	1	0	0	1	0	0	6
25	GILBERTSON, Jenny	0-2	0-1	0-0	0	1	1	3	0	0	0	0	0	10
	Team				0	3	3				1			
	Totals	19-48	3-19	13-21	10	20	30	16	54	8	12	2	11	200

FG % 1st Half:	13-25	52.0%	2nd half:	6-23	26.1%	Game:	19-48	39.6%	Deadball
3FG % 1st Half:	1-7	14.3%	2nd half:	2-12	16.7%	Game:	3-19	15.8%	Rebounds
FT % 1st Half:	4-6	66.7%	2nd half:	9-15	60.0%	Game:	13-21	61.9%	1

UNI 53 • 0-1

#	Player	Total			Rebounds			PF	TP	A	TO	Blk	Stl	Min
		FG-FGA	3-Ptr	FT-FTA	Off	Def	Tot							
00	Kirschbaum, Amber	* 0-5	0-0	0-0	2	6	8	4	0	0	1	0	1	17
10	Jacqui Kalin	* 5-14	4-9	3-3	2	3	5	0	17	7	2	0	0	30
15	McDowell, Jess	* 2-4	2-4	0-0	0	3	3	0	6	0	1	0	0	17
22	Brown, Brooke	* 4-8	2-6	0-0	1	0	1	0	10	2	1	0	1	24
32	Donaldson, Brittni	* 3-11	2-7	0-0	0	3	3	3	8	1	4	0	0	28
13	Lamar, Sharnae	1-2	0-1	0-0	0	1	1	1	2	1	2	0	0	28
14	Davison, Stephanie	0-1	0-1	0-0	0	0	0	0	0	0	1	0	0	7
20	Schonhardt, Hannah	1-2	0-1	0-0	0	4	4	3	2	1	3	1	0	16
42	Keitel, Jen	4-5	0-0	0-1	5	4	9	4	8	1	1	1	1	24
45	Morgan, Mercedes	0-3	0-1	0-0	1	1	2	2	0	0	0	0	0	9
	Team				3	1	4			3				
	Totals	20-55	10-30	3-4	14	26	40	17	53	13	19	2	3	200

FG % 1st Half:	9-26	34.6%	2nd half:	11-29	37.9%	Game:	20-55	36.4%	Deadball
3FG % 1st Half:	2-12	16.7%	2nd half:	8-18	44.4%	Game:	10-30	33.3%	Rebounds
FT % 1st Half:	2-3	66.7%	2nd half:	1-1	100.0	Game:	3-4	75.0%	0

Officials: Bryan Enterline, Greg Small, Marissa Whaley
 Technical fouls: Green Bay-None. UNI-None.
 Attendance: 2255

Score by periods	1st	2nd	Total
Green Bay	31	23	54
UNI	22	31	53

Points	In	Off	2nd	Fast	Bench
	Paint	T/O	Chance	Break	
GB	28	17	7	6	2
UNI/WBB	14	8	18	0	12

Last FG - GB 2nd-03:38, UNI/WBB 2nd-03:16.
 Largest lead - GB by 11 1st-06:25, UNI/WBB by 3 2nd-08:46.

Score tied - 3 times.
 Lead changed - 2 times.

Green Bay 54, at UNI 53

Phoenix Holds on to Win in Opener

In its first game of Kevin Borseth's second tenure as head coach, No. RV/25 Green Bay opened the season with a 54-53 road win against UNI, marking the sixth-straight season the team opened a season with a win.

The Phoenix led 38-28 with 14:51 remaining, but the Panthers went on an 11-2 run over the next three and a half minutes to cut Green Bay's lead to just one. UNI was able to take a 45-42 lead with less than 10 minutes to play, but Green Bay used a 6-0 run to regain the lead.

Green Bay held a 54-53 lead with 5.9 seconds remaining, but UNI grabbed the rebound after a missed free throw for the final possession of the contest. A desperation half-court shot as time expired nearly went in for UNI's Brittni Donaldson, but it rimmed out to preserve a tough 54-53 win for Green Bay.

With Megan Lukan in foul trouble for most of the game, freshman Brionna Barnett played 17 minutes in her first collegiate game, scoring two points and grabbing three rebounds.

Official Basketball Box Score -- Game Totals -- Final Statistics

Central Michigan vs Green Bay

11/17/12 2 p.m. at Kress Events Center - Green Bay, Wis.

Central Michigan 48 • 1-2

#	Player	Total			Rebounds			PF	TP	A	TO	Blk	Stl	Min
		FG-FGA	3-Ptr	FT-FTA	Off	Def	Tot							
32	BRACEY, Jas'Mine	f 1-2	0-0	0-1	0	6	6	2	2	0	1	1	0	15
33	BAKER, Brandie	f 2-7	0-3	0-1	0	6	6	2	4	2	7	0	2	35
03	GREEN, Jessica	g 4-7	1-1	0-0	0	2	2	4	9	2	5	0	1	30
23	BRADFORD, Crystal	g 5-14	0-2	0-0	4	2	6	1	10	2	6	1	1	27
24	DiGIULIO, Niki	g 0-3	0-3	0-0	0	2	2	0	0	0	0	0	0	10
01	TURNER, Da'Jourie	0-3	0-0	1-2	0	0	0	0	1	0	1	0	2	9
04	WELCH, Kylie	0-0	0-0	0-0	0	0	0	0	0	0	0	0	0	1
05	OLIVE, Jalisa	0-0	0-0	0-0	0	0	0	0	0	0	1	0	0	4
12	TAMM, Kerby	1-3	1-3	0-0	0	0	0	0	3	0	0	0	0	18
15	LYNN, Chelsea	0-0	0-0	0-0	0	0	0	0	0	0	0	0	0	2
31	LaDUKE, Jordan	1-4	0-2	5-6	1	2	3	0	7	0	2	0	0	23
44	JOHNSON, Taylor	4-11	1-4	3-4	2	4	6	2	12	0	0	0	2	26
	Team				2	3	5							
	Totals	18-54	3-18	9-14	9	27	36	11	48	6	23	2	8	200

FG % 1st Half:	10-27	37.0%	2nd half:	8-27	29.6%	Game:	18-54	33.3%	Deadball
3FG % 1st Half:	0-7	0.0%	2nd half:	3-11	27.3%	Game:	3-18	16.7%	Rebounds
FT % 1st Half:	0-1	0.0%	2nd half:	9-13	69.2%	Game:	9-14	64.3%	1,1

Green Bay 75 • 2-0

#	Player	Total			Rebounds			PF	TP	A	TO	Blk	Stl	Min
		FG-FGA	3-Ptr	FT-FTA	Off	Def	Tot							
22	BAUER, Lydia	f 4-12	4-8	0-0	1	5	6	1	12	1	3	0	1	29
43	EICHLER, Sarah	f 5-15	2-7	0-0	1	3	4	1	12	4	2	0	2	35
45	SENSION, Stephanie	f 5-7	0-1	4-6	2	5	7	3	14	1	4	1	0	28
13	RITCHIE, Adrian	g 11-19	3-8	0-0	5	5	10	4	25	2	2	0	3	36
14	LUKAN, Megan	g 1-3	0-2	0-0	0	4	4	1	2	8	4	0	1	33
00	BARNETT, Brionna	2-2	1-1	1-2	0	1	1	0	6	1	1	0	1	9
03	RANGER, Breannah	1-1	0-0	0-0	1	1	2	0	2	0	0	0	0	2
04	LUKAN, Kaili	0-2	0-1	0-0	0	1	1	0	0	0	1	0	1	6
12	THOMAS, Taylor	0-0	0-0	0-0	0	2	2	2	0	0	0	0	0	3
20	ZASTROW, Sam	0-0	0-0	0-0	0	0	0	1	0	2	1	0	0	2
25	GILBERTSON, Jenny	1-3	0-2	0-0	0	3	3	0	2	1	0	1	1	17
	Team				0	2	2							
	Totals	30-64	10-30	5-8	10	32	42	13	75	20	18	2	10	200

FG % 1st Half:	13-35	37.1%	2nd half:	17-29	58.6%	Game:	30-64	46.9%	Deadball
3FG % 1st Half:	5-19	26.3%	2nd half:	5-11	45.5%	Game:	10-30	33.3%	Rebounds
FT % 1st Half:	1-2	50.0%	2nd half:	4-6	66.7%	Game:	5-8	62.5%	0

Officials: Becky Blank, Kevin Dillard, Jeff Cross
 Technical fouls: Central Michigan-None. Green Bay-None.
 Attendance: 1778

Score by periods	1st	2nd	Total
Central Michigan	20	28	48
Green Bay	32	43	75

Points	In	Off	2nd	Fast	Bench
	Paint	T/O	Chance	Break	
CMU	20	13	8	0	23
GB	36	20	17	6	10

Last FG - CMU 2nd-03:21, GB 2nd-00:17.
 Largest lead - CMU by 1 1st-15:16, GB by 28 2nd-00:58.

Score tied - 0 times.
 Lead changed - 4 times.

Green Bay 75, Central Michigan 48

Pair of Former Wolverine Coaches Battle at the Kress

In meeting number one of two with the Chippewas during the 2012-13 season, Green Bay dominated Central Michigan in the first contest between the two teams since the 1993-94 season. The game featured two former University of Michigan coaches, with CMU head coach Sue Guevara leading the Wolverines from 1996-2003 and Kevin Borseth serving as the head man in Ann Arbor from 2007-08 through 2011-12.

Senior Adrian Ritchie had a career day in her final home opener, recording her first career double-double with 25 points and 10 rebounds. Green Bay had four players reach double figures and six players grab at least three rebounds. The Phoenix forced 23 turnovers in the contest and capitalized by scoring 20 points off them.

2012-13 Green Bay Women's Basketball Final Box Scores

Official Basketball Box Score -- Game Totals -- Final Statistics

James Madison vs Green Bay

11/22/12 5:00 PM CST at Moon Palace Resort (Cancun, Mexico)

James Madison 89 • 2-2

#	Player	Total			3-Ptr			Rebounds			PF	TP	A	TO	Blk	Stl	Min
		FG-FGA	FG-FGA	FT-FTA	FG-FGA	FG-FGA	FT-FTA	Off	Def	Tot							
30	Newman, Nikki	f	3-4	0-0	2-2	1	3	4	5	8	2	7	5	3	32		
21	Ross, Crystal	c	6-10	0-0	1-2	5	4	9	4	13	0	0	1	0	24		
20	Burkholder, Kirby	g	6-14	3-8	3-3	2	6	8	3	18	1	4	0	3	40		
22	Hislop, Tarik	g	12-21	1-3	7-8	0	3	3	3	32	3	3	0	2	38		
24	Gwathmey, Jazmon	g	4-11	0-0	3-4	1	5	6	5	11	1	0	1	1	24		
00	Gill, Jasmine		0-0	0-0	0-0	0	2	2	2	0	0	1	0	0	16		
12	Hall, Precious		1-2	0-1	0-0	0	0	0	0	2	0	1	0	0	6		
25	Shepherd, Kanita		0-1	0-0	0-0	0	0	0	0	0	0	0	0	1	13		
32	Mickens, Angela		1-3	0-0	3-4	1	3	4	1	5	8	3	0	1	32		
Team						2 2 4											
Totals			33-66	4-12	19-23	12	28	40	23	89	15	19	7	11	225		

FG % 1st Half:	16-28	57.1%	2nd half:	14-31	45.2%	OT:	3-7	42.9%	Game:	33-66	50.0%	Deadball	
3FG % 1st Half:	0-3	0.0%	2nd half:	3-8	37.5%	OT:	1-1	100.0%	Game:	4-12	33.3%	Rebounds	3
FT % 1st Half:	5-6	83.3%	2nd half:	11-13	84.6%	OT:	3-4	75.0%	Game:	19-23	82.6%		

Green Bay 86 • 2-1

#	Player	Total			3-Ptr			Rebounds			PF	TP	A	TO	Blk	Stl	Min
		FG-FGA	FG-FGA	FT-FTA	FG-FGA	FG-FGA	FT-FTA	Off	Def	Tot							
22	BAUER, Lydia	f	3-5	1-3	3-6	1	2	3	2	10	2	5	0	0	35		
43	EICHLER, Sarah	f	4-15	1-4	7-11	2	3	5	4	16	0	7	0	2	38		
45	SENSION, Stephanie	f	8-18	2-4	1-2	6	4	10	2	19	4	2	1	4	43		
13	RITCHIE, Adrian	g	9-15	3-6	5-7	1	3	4	3	26	2	2	0	3	45		
14	LUKAN, Megan	g	6-10	0-0	1-2	0	5	5	3	13	4	0	0	0	40-		
00	BARNETT, Brionna		0-0	0-0	0-0	0	0	0	0	0	0	0	0	0	3		
04	LUKAN, Kaili		0-0	0-0	0-0	0	0	0	0	0	0	1	0	0	4		
25	GILBERTSON, Jenny		1-3	0-1	0-0	1	0	1	0	2	6	0	0	0	17		
Team						2 5 7											
Totals			31-66	7-18	17-28	13	22	35	15	86	20	18	1	9	225		

FG % 1st Half:	15-34	44.1%	2nd half:	14-25	56.0%	OT:	2-7	28.6%	Game:	31-66	47.0%	Deadball	
3FG % 1st Half:	6-12	50.0%	2nd half:	3-8	37.5%	OT:	0-1	0.0%	Game:	7-18	38.9%	Rebounds	5
FT % 1st Half:	1-1	100.0%	2nd half:	13-23	56.5%	OT:	3-4	75.0%	Game:	17-28	60.7%		

Officials: Missy Brooks, Scott Starkey, Tim Bryant
 Technical fouls: James Madison-None. Green Bay-None.
 Attendance: 902

Score by periods	1st	2nd	OT	Total
James Madison	37	42	10	89
Green Bay	37	42	7	86

	Points	In	Off	2nd	Fast	Bench
	JMU	Paint	T/O	Chance	Break	
James Madison	40	20	11	10	7	
Green Bay	46	21	20	6	2	

Last FG - JMU OT-00:28, GB OT-01:32.
 Largest lead - JMU by 7 2nd-12:05, GB by 6 1st-11:13.

Score tied - 12 times.
 Lead changed - 22 times.

James Madison 89, Green Bay 86 (OT)

Phoenix Dealt First Loss of Season

In the first of three games south of the border as part of the 2012 Cancun Challenge, Green Bay had a double-double from senior Stephanie Sension and a then career-high 26 points from Adrian Ritchie but couldn't stop Tarik Hislop and James Madison. In a game that featured 12 ties, the two teams scored evenly in both the first and second halves, forcing the first overtime game for Green Bay since a win at Youngstown State on Feb. 18, 2012.

Neither team grabbed a lead of more than two points in the first 13:30 until the Phoenix used a 9-2 run to lead by as many as six in the first half. But for whatever Green Bay did right, James Madison matched it.

Green Bay held a lead late in the game forcing James Madison to send the Phoenix to the line, but a three with just seconds remaining sent the game to overtime. After a dead-even game in regulation, the Duke Dogs outscored Green Bay 10-7 in the extra frame to pull out the 89-86 win.

Official Basketball Box Score -- Game Totals -- Final Statistics

Green Bay vs Missouri

11/23/12 5:00 PM at Moon Palace Resort (Cancun, Mexico)

Green Bay 55 • 3-1

#	Player	Total			3-Ptr			Rebounds			PF	TP	A	TO	Blk	Stl	Min
		FG-FGA	FG-FGA	FT-FTA	FG-FGA	FG-FGA	FT-FTA	Off	Def	Tot							
22	BAUER, Lydia	f	3-11	1-7	2-3	4	2	6	1	9	0	1	0	1	35		
43	EICHLER, Sarah	f	2-9	2-5	4-4	0	6	6	3	10	4	2	0	0	30		
45	SENSION, Stephanie	f	2-9	1-2	4-6	2	3	5	3	9	0	0	0	0	26		
13	RITCHIE, Adrian	g	3-10	2-7	0-0	0	1	1	4	8	3	1	0	4	21		
14	LUKAN, Megan	g	1-5	1-4	4-6	1	0	1	1	7	6	2	0	0	35		
00	BARNETT, Brionna		0-3	0-2	0-0	0	2	2	1	0	0	0	1	1	8		
03	RANGER, Breannah		0-2	0-0	1-2	0	5	5	1	1	0	0	0	0	13		
04	LUKAN, Kaili		0-0	0-0	0-0	0	1	1	0	0	0	0	0	1	2		
12	THOMAS, Taylor		0-0	0-0	0-0	0	0	0	0	0	0	0	0	0	3		
20	ZASTROW, Sam		0-0	0-0	0-0	0	2	2	0	0	0	1	0	0	2		
21	EDISON, Ellen		0-0	0-0	0-0	0	0	0	0	0	0	0	0	0	2		
25	GILBERTSON, Jenny		4-7	3-6	0-0	0	3	3	2	11	0	2	1	0	23		
Team						3 4 7											
Totals			15-56	10-33	15-21	10	29	39	16	55	13	10	1	7	200		

FG % 1st Half:	6-29	20.7%	2nd half:	9-27	33.3%	Game:	15-56	26.8%	Deadball	
3FG % 1st Half:	4-18	22.2%	2nd half:	6-15	40.0%	Game:	10-33	30.3%	Rebounds	2,2
FT % 1st Half:	5-9	55.6%	2nd half:	10-12	83.3%	Game:	15-21	71.4%		

Missouri 33 • 4-1

#	Player	Total			3-Ptr			Rebounds			PF	TP	A	TO	Blk	Stl	Min
		FG-FGA	FG-FGA	FT-FTA	FG-FGA	FG-FGA	FT-FTA	Off	Def	Tot							
13	Kulas,Bri	f	2-5	0-1	0-0	2	2	4	3	4	1	3	0	1	18		
45	Smith,Liz	c	1-2	0-0	0-0	1	0	1	3	2	0	1	2	1	12		
01	Doty,Lianna	g	2-6	1-3	1-2	0	3	3	2	6	2	5	0	0	32		
15	Simmons,Kyley	g	1-3	1-3	0-0	0	1	1	0	3	0	1	0	0	24		
21	Crafton,Sydney	g	1-3	0-1	1-2	2	7	9	4	3	1	3	1	0	21		
00	Saunders,Darian		0-1	0-0	0-0	0	1	1	2	0	0	1	1	1	8		
02	Stock,Morgan		0-3	0-2	0-0	0	1	1	1	1	0	1	0	0	5		
03	Fowler,Bree		0-4	0-3	0-0	1	1	2	2	0	0	1	0	0	11		
10	Stock,Maddie		0-7	0-6	0-0	0	2	2	0	0	0	1	0	1	16		
12	Hudyn,Michelle		2-3	0-0	2-3	0	5	5	0	6	0	0	4	1	20		
30	Eye,Morgan		3-10	3-10	0-0	0	3	3	1	9	0	2	0	1	25		
32	Priede,Liene		0-1	0-0	0-0	0	0	0	1	0	1	1	0	0	8		
Team						1 4 5											
Totals			12-48	5-29	4-7	7	30	37	19	33	5	22	8	6	200		

FG % 1st Half:	5-21	23.8%	2nd half:	7-27	25.9%	Game:	12-48	25.0%	Deadball	
3FG % 1st Half:	4-16	25.0%	2nd half:	1-13	7.7%	Game:	5-29	17.2%	Rebounds	2,4
FT % 1st Half:	3-6	50.0%	2nd half:	1-1	100.0	Game:	4-7	57.1%		

Officials: Mike Riggs, Ken Davis, Kelly Moyer
 Technical fouls: Green Bay-None. Missouri-None.
 Attendance: 902
 2012 Triple Crown Sports Cancun Challenge

Score by periods	1st	2nd	Total
Green Bay	21	34	55
Missouri	17	16	33

	Points	In	Off	2nd	Fast	Bench
	GB	Paint	T/O	Chance	Break	
Green Bay	10	20	5	7		
Missouri	10	5	8	2		

Last FG - GB 2nd-05:07, MU 2nd-11:32.
 Largest lead - GB by 22 2nd-00:55, MU by 3 1st-18:36.

Score tied - 1 time.
 Lead changed - 1 time.

Green Bay 55, Missouri 33

Green Bay's Defense Dominates

After allowing 89 points the day before Green Bay responded with an incredible defensive display against Missouri, holding the Tigers scoreless for the final 11:32 of the game. During that span, the Phoenix scored 20 points to put the game away and improve to 3-1 on the season.

Both teams had forgettable performances from the field, with Green Bay hitting just 15 of 56 attempts for a 26.8 percent mark while Missouri connected on just 12 of 48 attempts for a 25 percent performance.

Redshirt senior Jenny Gilberton led Green Bay with 11 points off the bench, including 3-of-6 shooting from long range. Sarah Eichler pitched in 10 points and tied a team high with six rebounds, while fellow seniors Lydia Bauer and Stephanie Sension both pitched in nine points.

2012-13 Green Bay Women's Basketball Final Box Scores

Official Basketball Box Score -- Game Totals -- Final Statistics Richmond vs Green Bay 11/24/12 2:30 PM at Moon Palace Resort (Cancun, Mexico)

Richmond 48 • 3-4

#	Player	Total			3-Ptr			Rebounds			PF	TP	A	TO	Blk	Stl	Min
		FG	FGA	FT	FTA	FG	FGA	FT	FTA	Off							
52	BROWN, Liz	c	4-6	0-2	1-2	1	2	3	3	9	0	3	2	1	17		
12	SOPPE, Keri	g	0-0	0-0	0-0	0	0	0	1	0	1	0	1	0	8		
21	KING, Kristina	g	3-9	2-3	5-6	0	1	1	2	13	2	4	0	0	28		
31	BILNEY, Rachael	g	1-4	0-1	0-0	0	1	1	1	2	1	0	0	0	29		
32	WANN, Becca	g	1-4	0-0	0-0	1	6	7	2	2	4	1	0	1	24		
01	NICHOLS, Amber		2-3	0-1	0-0	0	0	0	2	4	2	3	0	2	11		
04	AKERS, Tracy		0-0	0-0	0-0	0	0	0	0	0	0	1	0	1	2		
11	POWELL, Bria		1-2	0-0	0-1	0	0	0	2	2	2	1	0	0	11		
13	SHUTE, Lauren		0-0	0-0	0-0	0	0	0	0	0	0	0	0	0	2		
23	TOLSON, Lauren		4-7	1-3	0-0	0	2	2	0	9	0	3	0	0	29		
24	BILNEY, Samantha		0-0	0-0	0-0	0	3	3	0	0	1	1	0	0	11		
25	BURGESS, Yazmean		0-0	0-0	2-2	0	0	0	1	2	0	1	0	0	6		
30	DANNELLY, Ryann		2-2	1-1	0-0	0	2	2	2	5	0	3	0	0	19		
44	BATTLE, Amber		0-1	0-1	0-0	0	0	0	0	0	0	0	0	0	3		
	Team					2	0	2									
	Totals		18-38	4-12	8-11	4	17	21	16	48	12	22	2	5	200		
	FG % 1st Half:	7-18	38.9%	2nd half:	11-20	55.0%	Game:	18-38	47.4%							Deadball Rebounds	
	3FG % 1st Half:	2-7	28.6%	2nd half:	2-5	40.0%	Game:	4-12	33.3%							2	
	FT % 1st Half:	2-2	100.0%	2nd half:	6-9	66.7%	Game:	8-11	72.7%								

Green Bay 79 • 4-1

#	Player	Total			3-Ptr			Rebounds			PF	TP	A	TO	Blk	Stl	Min
		FG	FGA	FT	FTA	FG	FGA	FT	FTA	Off							
22	BAUER, Lydia	f	3-8	2-7	0-0	2	1	3	1	8	3	2	1	0	31		
43	EICHLER, Sarah	f	9-13	5-6	3-4	2	3	5	1	26	1	3	0	1	27		
45	SENSION, Stephanie	f	3-7	1-2	0-0	1	1	2	1	7	2	2	0	1	21		
13	RITCHIE, Adrian	g	6-8	2-2	0-0	1	3	4	2	14	5	1	0	2	23		
14	LUKAN, Megan	g	3-6	1-3	0-0	0	1	1	2	7	4	1	0	0	26		
03	RANGER, Breannah		2-4	0-0	2-2	2	0	2	2	6	0	0	0	2	19		
04	LUKAN, Kailli		1-2	1-2	0-0	0	0	0	3	2	0	0	0	0	9		
12	THOMAS, Taylor		1-2	1-1	0-0	0	1	1	2	3	0	0	0	0	6		
20	ZASTROW, Sam		0-1	0-0	0-0	0	0	0	2	0	0	4	0	0	8		
21	EDISON, Ellen		0-0	0-0	0-2	0	1	1	0	0	1	1	0	1	6		
25	GILBERTSON, Jenny		1-1	1-1	2-2	0	4	4	1	5	2	1	0	1	24		
	Team					0	1	1									
	Totals		29-52	14-24	7-10	8	16	24	14	79	20	15	1	8	200		
	FG % 1st Half:	12-24	50.0%	2nd half:	17-28	60.7%	Game:	29-52	55.8%							Deadball Rebounds	
	3FG % 1st Half:	7-14	50.0%	2nd half:	7-10	70.0%	Game:	14-24	58.3%							1	
	FT % 1st Half:	2-3	66.7%	2nd half:	5-7	71.4%	Game:	7-10	70.0%								

Officials: Tim Bryant, Ken Davis, Kelly Moyer
Technical fouls: Richmond-None. Green Bay-None.
Attendance: 902
2012 Triple Crown Sports Cancun Challenge

Score by periods	1st	2nd	Total
Richmond	18	30	48
Green Bay	33	46	79

	In	Off	2nd	Fast	Bench
Points	Paint	T/O	Chance	Break	
RICHMOND	14	9	4	4	22
GB	26	20	2	3	17

Last FG - RICHMOND 2nd-01:45, GB 2nd-01:05.
Largest lead - RICHMOND None, GB by 33 2nd-05:13.

Score tied - 0 times.
Lead changed - 0 times.

Green Bay 79, Richmond 48

Eichler's Career Day Paves Path to Win

A career-high 26 points on 5-of-6 shooting from long range by Sarah Eichler sparked Green Bay's offense in a dominant win over Richmond. After shooting less than 30 percent from the field in the previous game, the Phoenix posted a 55.8 percent mark from the field and an impressive 14-24 (58.3 percent) effort from long range to close out the 2012 Cancun Challenge.

Green Bay opened the game on a 10-2 run and didn't allow the Spiders to score until nearly five and a half minutes into the game. Richmond, who entered the game without allowing an opponent to score more than 61 points in a game all season, couldn't stop Green Bay's powerful offensive attack that led by as many as 33 late in the second half.

The Phoenix bench saw plenty of playing time, including Taylor Thomas' first career points on a three in the second half. Fellow redshirt frosh Ellen Edison made her collegiate debut, grabbing a rebound and a steal.

Official Basketball Box Score -- Game Totals -- Final Statistics INDIANAPOLIS vs Green Bay 11/30/12 7:00 PM at GREEN BAY, WI. (KRESS CENTER)

INDIANAPOLIS 52 • 4-1

#	Player	Total			3-Ptr			Rebounds			PF	TP	A	TO	Blk	Stl	Min
		FG	FGA	FT	FTA	FG	FGA	FT	FTA	Off							
34	Gliesmann, Kirsten	f	4-5	0-1	0-2	1	4	5	4	8	0	1	1	1	18		
50	Weinert, Sydney	f	5-6	0-0	1-2	1	4	5	5	11	0	3	2	1	30		
01	Turner, Kristin	g	3-5	2-3	0-2	0	3	3	3	8	4	7	1	1	28		
14	McIntosh, Katy	g	2-4	0-1	3-6	1	1	2	3	7	2	5	0	1	27		
25	Savela, Rose	g	2-5	2-4	0-0	1	2	3	0	6	0	2	0	1	21		
00	Jovanovic, Dajana		1-5	0-0	3-5	1	4	5	2	5	2	1	0	0	23		
12	Birchmeier, Megan		0-0	0-0	0-0	0	1	1	0	0	1	0	0	0	10		
15	Walter, Kelly		0-5	0-5	0-0	0	0	0	1	0	1	1	0	0	11		
33	Wortman, Eliza		3-5	0-1	1-2	1	3	4	1	7	1	0	0	1	24		
42	Lythjohan, Carly		0-0	0-0	0-0	0	0	0	1	0	0	0	0	0	8		
	Team					0	3	3			1						
	Totals		20-40	4-15	8-19	6	25	31	20	52	11	21	4	6	200		
	FG % 1st Half:	10-20	50.0%	2nd half:	10-20	50.0%	Game:	20-40	50.0%							Deadball Rebounds	
	3FG % 1st Half:	4-8	50.0%	2nd half:	0-7	0.0%	Game:	4-15	26.7%							2	
	FT % 1st Half:	6-9	66.7%	2nd half:	2-10	20.0%	Game:	8-19	42.1%								

Green Bay 64 • 5-1

#	Player	Total			3-Ptr			Rebounds			PF	TP	A	TO	Blk	Stl	Min
		FG	FGA	FT	FTA	FG	FGA	FT	FTA	Off							
43	EICHLER, Sarah	f	1-6	0-1	0-0	0	3	3	3	2	1	1	0	0	24		
45	SENSION, Stephanie	f	5-13	0-4	3-6	4	4	8	2	13	0	1	1	0	27		
13	RITCHIE, Adrian	g	5-14	2-8	4-4	4	0	4	3	16	7	2	0	6	36		
14	LUKAN, Megan	g	2-3	1-1	3-3	1	2	3	4	8	4	2	0	3	37		
22	BAUER, Lydia	g	6-15	1-5	5-6	2	3	5	3	18	2	3	0	2	40		
00	BARNETT, Brionna		0-0	0-0	0-0	0	0	0	0	0	0	0	0	0	0+		
03	RANGER, Breannah		3-4	0-0	1-1	2	5	7	2	7	0	0	2	0	12		
25	GILBERTSON, Jenny		0-5	0-1	0-0	1	5	6	2	0	2	1	0	1	24		
	Team					2	1	3			1						
	Totals		22-60	4-20	16-20	16	23	39	19	64	16	11	3	12	200		
	FG % 1st Half:	13-33	39.4%	2nd half:	9-27	33.3%	Game:	22-60	36.7%							Deadball Rebounds	
	3FG % 1st Half:	3-13	23.1%	2nd half:	1-7	14.3%	Game:	4-20	20.0%							1	
	FT % 1st Half:	8-9	88.9%	2nd half:	8-11	72.7%	Game:	16-20	80.0%								

Officials: MARK REPINSKI, JODI DUFFE, RON QUIRK
Technical fouls: INDIANAPOLIS-None. Green Bay-None.
Attendance: 1975

Score by periods	1st	2nd	Total
INDIANAPOLIS	30	22	52
Green Bay	37	27	64

	In	Off	2nd	Fast	Bench
Points	Paint	T/O	Chance	Break	
INDYNDY	30	4	9	0	12
GB	36	22	19	2	7

Last FG - INDYNDY 2nd-01:10, GB 2nd-01:45.
Largest lead - INDYNDY by 7 1st-14:16, GB by 12 2nd-00:10.

Score tied - 2 times.
Lead changed - 5 times.

Green Bay 64, Indianapolis 52

Ritchie Joins 1,000 Point Club

Following a trip to Mexico for the Cancun Challenge, Green Bay returned home to host No. 6 (D II) Indianapolis for the first home game in nearly two weeks.

Indianapolis shot 50 percent from the floor in the first half, leading by as many as seven in what began as a back-and-forth battle with five lead changes. Sitting at 999 career points with 4:16 remaining in the opening frame, Adrian Ritchie drilled a three from the right corner to put Green Bay ahead 26-24. Ritchie became the 30th member of the Green Bay women's basketball 1,000-point club, and gave the Phoenix a lead it would not give back for the rest of the game. After battling the flu the entire week, Ritchie overcame a slow start to finish the game with 16 points and seven assists.

Lydia Bauer scored 18 and added five boards, while Stephanie Sension joined her in double figures with 13 points.

2012-13 Green Bay Women's Basketball Final Box Scores

Official Basketball Box Score -- Game Totals -- Final Statistics
Green Bay vs Central Michigan
12/05/12 12:00 pm at Mount Pleasant, Mich. (McGuirk Arena)

Green Bay 50 • 5-2

#	Player	Total			3-Ptr			Rebounds			PF	TP	A	TO	Blk	Stl	Min
		FG-FGA	FG-FGA	FT-FTA	FG-FGA	FG-FGA	FT-FTA	Off	Def	Tot							
22	BAUER, Lydia	f	2-8	1-5	2-3	0	3	3	1	7	1	0	0	1	35		
43	EICHLER, Sarah	f	3-10	1-4	0-1	0	5	5	3	7	1	1	0	2	39		
45	SENSION, Stephanie	f	4-9	0-1	0-2	0	3	3	3	8	0	2	0	1	23		
13	RITCHIE, Adrian	g	7-18	3-9	3-4	2	7	9	5	20	3	0	1	3	33		
14	LUKAN, Megan	g	2-7	1-3	2-2	2	3	5	1	7	2	1	0	4	40		
03	RANGER, Breannah	g	0-1	0-0	1-2	0	0	2	2	0	1	0	1	0	12		
04	LUKAN, Kaili	g	0-0	0-0	0-1	1	0	1	0	0	0	0	0	0	3		
12	THOMAS, Taylor	g	0-0	0-0	0-0	0	0	0	1	0	0	0	0	0	4		
25	GILBERTSON, Jenny	g	0-5	0-4	0-0	0	0	0	1	0	2	2	0	0	11		
Team						2	2	4			2						
Totals			18-58	6-26	8-15	7	25	32	15	50	7	9	1	11	200		
FG % 1st Half:		9-29	31.0%	2nd half:	9-29	31.0%	Game:		18-58	31.0%	Deadball						
3FG % 1st Half:		5-14	35.7%	2nd half:	1-12	8.3%	Game:		6-26	23.1%	Rebounds		5				
FT % 1st Half:		3-4	75.0%	2nd half:	5-11	45.5%	Game:		8-15	53.3%							

Central Michigan 54 • 3-4

#	Player	Total			3-Ptr			Rebounds			PF	TP	A	TO	Blk	Stl	Min
		FG-FGA	FG-FGA	FT-FTA	FG-FGA	FG-FGA	FT-FTA	Off	Def	Tot							
44	JOHNSON, Taylor	f	1-4	0-1	0-2	3	3	6	3	2	1	1	0	0	18		
03	GREEN, Jessica	g	1-9	0-3	0-0	1	3	4	1	2	1	3	0	1	22		
04	WELCH, Kylie	g	0-0	0-0	0-0	0	0	0	0	0	0	0	0	0	7		
12	TAMM, Kerby	g	1-2	1-2	2-2	0	1	1	1	5	1	3	0	0	22		
33	BAKER, Brandie	g	4-11	0-2	4-6	1	8	9	2	12	3	2	2	0	40		
01	TURNER, Da'Jourie	g	1-2	0-1	0-0	0	0	2	2	2	1	1	0	0	17		
05	OLIVE, Jalisa	g	0-2	0-2	0-0	0	0	0	2	0	0	0	0	1	4		
23	BRADFORD, Crystal	g	9-15	5-7	0-0	3	10	13	1	23	2	3	4	0	34		
24	DIGUILIO, Niki	g	0-3	0-3	0-0	0	1	1	1	0	0	1	1	0	9		
31	LaDUKE, Jordan	g	0-0	0-0	0-0	0	0	0	0	0	0	1	1	0	3		
32	BRACEY, Jas'Mine	g	4-4	0-0	0-0	0	3	3	3	8	0	1	1	1	24		
Team						1	4	5			1						
Totals			21-52	6-21	6-10	9	35	44	16	54	9	17	9	3	200		
FG % 1st Half:		8-27	29.6%	2nd half:	13-25	52.0%	Game:		21-52	40.4%	Deadball						
3FG % 1st Half:		0-11	0.0%	2nd half:	6-10	60.0%	Game:		6-21	28.6%	Rebounds		1				
FT % 1st Half:		2-2	100.0%	2nd half:	4-8	50.0%	Game:		6-10	60.0%							

Officials: Tina Clark, Mark Berger, Tom Haledad
 Technical fouls: Green Bay-None. Central Michigan-None.
 Attendance: 3001
 V #13 Fouled Out 00:02 (2)

Score by periods	1st	2nd	Total
Green Bay	26	24	50
Central Michigan	18	36	54

at Central Michigan 54, Green Bay 50 Phoenix Splits Season Series With CMU

In front of a crowd of 3,001, Green Bay was dealt its second loss of the season in a 54-50 struggle at Central Michigan.

Leading by as many as 13, Green Bay held the Chippewas to 0-of-11 shooting from long range in the first half while cruising to a 26-18 halftime lead.

However, the tables turned when it came to 3-point shooting in the second half as Green Bay only converted one of 12 attempts. After failing to hit a single three in the first half, Central Michigan shocked the Phoenix by drilling six of 10 tries from behind the arc.

The Chippewas opened the second half on an 18-4 run to take the lead at 36-30, but Green Bay was able to battle back. The game saw five lead changes in the final three minutes, but the Phoenix was forced to send CMU to the line late in the game, sealing the upset for the home team.

Central Michigan's Crystal Bradford came off the bench and had a career day, posting a double-double with 20 points and 13 rebounds—both game highs. Adrian Ritchie led Green Bay with 20 points and nine rebounds, while Stephanie Sension added eight points.

Official Basketball Box Score -- Game Totals -- Final Statistics
Green Bay vs Marquette
12/8/12 2:00 pm at Al McGuire Center

Green Bay 55 • 6-2

#	Player	Total			3-Ptr			Rebounds			PF	TP	A	TO	Blk	Stl	Min
		FG-FGA	FG-FGA	FT-FTA	FG-FGA	FG-FGA	FT-FTA	Off	Def	Tot							
22	BAUER, Lydia	f	1-5	0-1	1-2	3	7	10	2	3	1	2	0	0	27		
43	EICHLER, Sarah	f	2-6	1-3	2-2	0	3	3	3	7	3	1	0	2	33		
45	SENSION, Stephanie	f	5-8	0-2	4-6	0	4	4	3	14	0	1	0	1	18		
13	RITCHIE, Adrian	g	5-17	3-11	4-6	1	2	3	2	17	3	3	0	2	37		
14	LUKAN, Megan	g	1-6	0-2	0-0	3	0	3	1	2	5	3	0	5	38		
00	BARNETT, Brionna	g	0-0	0-0	0-0	0	0	0	0	0	0	0	0	0	1		
03	RANGER, Breannah	g	3-6	0-0	0-0	2	2	4	1	6	1	0	0	0	20		
04	LUKAN, Kaili	g	3-5	0-0	0-0	1	0	1	1	6	1	1	0	6	17		
20	ZASTROW, Sam	g	0-0	0-0	0-0	0	0	0	0	0	0	1	0	0	1		
25	GILBERTSON, Jenny	g	0-0	0-0	0-0	1	0	1	2	0	0	2	0	0	8		
Team						0	1	1			1						
Totals			20-53	4-19	11-16	11	19	30	15	55	14	15	0	16	200		
FG % 1st Half:		10-28	35.7%	2nd half:	10-25	40.0%	Game:		20-53	37.7%	Deadball						
3FG % 1st Half:		2-10	20.0%	2nd half:	2-9	22.2%	Game:		4-19	21.1%	Rebounds		2				
FT % 1st Half:		1-1	100.0%	2nd half:	10-15	66.7%	Game:		11-16	68.8%							

Marquette 46 • 4-4

#	Player	Total			3-Ptr			Rebounds			PF	TP	A	TO	Blk	Stl	Min
		FG-FGA	FG-FGA	FT-FTA	FG-FGA	FG-FGA	FT-FTA	Off	Def	Tot							
21	Crafton, Sydney	f	2-9	0-0	5-6	3	2	5	3	9	1	4	1	0	37		
42	SIMMONS, Sarina	f	3-7	3-4	1-2	2	2	4	3	10	1	4	0	3	29		
04	MORSE, Arlesia	g	3-10	0-6	2-2	1	3	4	3	8	1	7	0	0	37		
10	Stock, Maddie	g	2-5	1-3	0-0	1	3	4	3	5	0	4	0	2	27		
35	BIGICA, Cristina	g	1-3	0-0	0-0	0	0	0	2	2	3	0	0	2	25		
05	YOUNG, Katie	g	3-8	2-6	0-0	1	3	4	0	8	0	5	0	1	21		
13	Kulas, Bri	g	0-0	0-0	0-0	0	1	1	1	0	0	0	0	0	4		
32	Priede, Liene	g	1-1	0-0	2-2	1	6	7	0	4	1	1	4	0	20		
Team						1	4	5			1						
Totals			15-43	6-19	10-12	10	24	34	15	46	7	26	5	8	200		
FG % 1st Half:		8-21	38.1%	2nd half:	7-22	31.8%	Game:		15-43	34.9%	Deadball						
3FG % 1st Half:		2-7	28.6%	2nd half:	4-12	33.3%	Game:		6-19	31.6%	Rebounds		1,1				
FT % 1st Half:		8-10	80.0%	2nd half:	2-2	100.0%	Game:		10-12	83.3%							

Officials: Cameron Inouye, Bruce Morris, Bob Enterline
 Technical fouls: Green Bay-None. Marquette-None.
 Attendance: 1680

Score by periods	1st	2nd	Total
Green Bay	23	32	55
Marquette	26	20	46

Green Bay 55, at Marquette 46 Phoenix Starts a Winning Streak

In the final game before a 10-day break over finals week, Green Bay took a trip south to Milwaukee to battle non-conference rival Marquette. Finding itself down 26-23 at the half, the Phoenix put on a defensive clinic in the second half to come back for a 55-46 win.

After Green Bay started the game on a 9-1 run, Marquette used runs of 11-3 and 11-2 to build its lead. The Phoenix scored four unanswered to close the opening frame, sparked by freshman Kaili Lukan's first of six steals on the afternoon.

After forcing nine Golden Eagles' turnovers in the first half, Green Bay came out of the break on fire, forcing 17 in the second. The second half started as a close battle, but a 14-2 run from the Phoenix over a nine-minute span was enough to put the game out of reach.

Adrian Ritchie notched 17 points while Stephanie Sension added 14, as Lydia Bauer grabbed a career- and game-high 10 rebounds.

2012-13 Green Bay Women's Basketball Final Box Scores

Official Basketball Box Score -- Game Totals -- Final Statistics NORTH DAKOTA STATE vs Green Bay 12/18/12 7:00 PM at GREEN BAY, WIS. (KRESS CENTER)

NORTH DAKOTA STATE 37 • 3-8

#	Player	Total			3-Ptr		Rebounds			PF	TP	A	TO	Blk	Stl	Min
		FG	FGA	FT	FTA	Off	Def	Tot								
12	HOLLY JOHNSON	f	2-4	0-0	3-5	2	3	5	0	7	1	0	0	0	23	
32	MARENA WHITTLE	f	0-10	0-4	0-2	2	2	4	3	0	0	1	1	2	31	
04	DANI DEGAGNE	g	2-7	0-1	3-5	6	5	11	3	7	1	4	0	5	30	
05	KATIE BIRKEL	g	5-16	1-7	1-3	2	2	4	3	12	0	2	0	2	36	
24	JAMIE VAN KIRK	g	4-10	1-4	2-3	2	1	3	0	11	2	6	0	0	32	
21	LIZ KEENA		0-2	0-0	0-0	1	2	3	3	0	0	1	1	0	20	
22	HANNAH LINZ		0-4	0-3	0-0	0	1	1	1	0	0	1	0	0	18	
40	MIKI STEPHENSON		0-3	0-1	0-1	1	1	2	3	0	0	1	1	0	10	
Team						1	2	3			2					
Totals			13-56	2-20	9-19	17	19	36	16	37	4	18	3	9	200	

FG % 1st Half: 6-25 24.0% 2nd half: 7-31 22.6% Game: 13-56 23.2% Deadball Rebounds 3
3FG % 1st Half: 2-11 18.2% 2nd half: 0-9 0.0% Game: 2-20 10.0%
FT % 1st Half: 4-7 57.1% 2nd half: 5-12 41.7% Game: 9-19 47.4%

Green Bay 72 • 7-2

#	Player	Total			3-Ptr		Rebounds			PF	TP	A	TO	Blk	Stl	Min
		FG	FGA	FT	FTA	Off	Def	Tot								
22	BAUER, Lydia	f	3-7	1-3	1-2	0	5	5	0	8	2	1	0	2	24	
43	EICHLER, Sarah	f	8-13	2-4	2-3	0	6	6	3	20	5	1	0	2	26	
45	SENSION, Stephanie	f	4-7	0-0	1-2	1	6	7	2	9	3	2	2	0	18	
13	RITCHIE, Adrian	g	3-4	1-2	2-2	0	4	4	1	9	8	1	1	3	29	
14	LUKAN, Megan	g	2-4	0-0	1-1	2	2	4	0	5	1	3	0	1	25	
00	BARNETT, Brionna		0-1	0-1	0-0	0	0	0	2	0	0	0	0	1	11	
03	RANGER, Breannah		6-6	0-0	0-0	0	1	1	1	12	2	1	0	1	13	
04	LUKAN, Kaili		1-2	0-0	0-0	0	1	1	4	2	2	1	0	1	14	
12	THOMAS, Taylor		0-0	0-0	1-2	0	1	1	0	1	0	2	1	1	9	
20	ZASTROW, Sam		0-1	0-0	0-0	0	1	1	0	0	2	1	0	1	13	
21	EDISON, Ellen		0-2	0-1	1-3	0	0	0	0	1	0	1	0	0	6	
25	GILBERTSON, Jenny		1-3	1-3	2-2	2	4	6	2	5	1	0	1	0	12	
Team						0	2	2								
Totals			28-50	5-14	11-17	5	33	38	15	72	26	14	5	13	200	

FG % 1st Half: 18-30 60.0% 2nd half: 10-20 50.0% Game: 28-50 56.0% Deadball Rebounds 4
3FG % 1st Half: 2-5 40.0% 2nd half: 3-9 33.3% Game: 5-14 35.7%
FT % 1st Half: 4-6 66.7% 2nd half: 7-11 63.6% Game: 11-17 64.7%

Officials: SCOTT DOBERSTEIN, STEVE MATUSZEWSKI, JODI DUFFE
Technical fouls: NORTH DAKOTA STATE-None. Green Bay-None.
Attendance: 1603

Score by periods	1st	2nd	Total	Points	In	Off	2nd	Fast	Bench
NORTH DAKOTA STATE	18	19	37	16	12	5	6	0	0
Green Bay	42	30	72	46	22	5	4	21	

Last FG - NDSU 2nd-01:04, GB 2nd-04:39.
Largest lead - NDSU None, GB by 40 2nd-04:39.

Score tied - 0 times.
Lead changed - 0 times.

Green Bay 72, NDSU 37

Offensive Comes Alive in Dominating Win

Playing its first home game since Nov. 30, the Phoenix returned to action after 10 days off in dominating fashion, crushing North Dakota State in a 72-37 blowout. Green Bay started the game on a 17-0 run over the first 9:57, leading by as many as 25 points before taking a 42-18 lead into the locker room.

Green Bay shot 56 percent from the floor in the game, including senior Sarah Eichler who shot 8-of-13 for 20 points—her second 20-point game of the season. Redshirt junior Breannah Ranger came off the bench to play 13 minutes, scoring 12 points on a perfect 6-for-6 night from the field.

Typically the leading scorer, Adrian Ritchie only added nine points on the night but tied a career high with eight assists and also grabbed three steals.

As a team, Green Bay's balanced attack featured 26 assists on 28 field goal attempts and the Phoenix dominated the paint—outscoring the Bison 46-16 down low.

All 12 of Green Bay's players saw at least six minutes on the court in the win.

Official Basketball Box Score -- Game Totals -- Final Statistics WISCONSIN vs Green Bay 12/23/12 7 PM at GREEN BAY, WIS. (KRESS CENTER)

WISCONSIN 38 • 7-3

#	Player	Total			3-Ptr		Rebounds			PF	TP	A	TO	Blk	Stl	Min
		FG	FGA	FT	FTA	Off	Def	Tot								
35	Gulczynski, Jacki	f	5-12	2-5	0-0	3	7	10	1	12	1	4	1	1	37	
43	Rochel, Cassie	f	0-2	0-0	0-0	5	8	13	2	0	1	5	5	3	38	
04	Bauman, Nicole	q	0-5	0-5	2-2	0	1	1	2	2	0	2	0	2	28	
05	Paige, Morgan	g	7-14	4-8	3-6	1	0	1	3	21	1	3	1	0	38	
24	Stephen, Tiera	g	1-5	0-0	1-2	1	4	5	1	3	4	7	0	0	37	
00	Malone, Shannon		0-1	0-0	0-0	0	0	0	0	0	0	0	0	0	5	
10	Whyte, Dakota		0-4	0-1	0-0	0	0	0	1	0	0	0	0	0	12	
22	Cichy, Tessa		0-0	0-0	0-0	0	1	1	1	0	0	2	0	0	5	
Team						1	1	2			2					
Totals			13-43	6-19	6-10	11	22	33	11	38	7	25	7	6	200	

FG % 1st Half: 3-19 15.8% 2nd half: 10-24 41.7% Game: 13-43 30.2% Deadball Rebounds 2
3FG % 1st Half: 1-9 11.1% 2nd half: 5-10 50.0% Game: 6-19 31.6%
FT % 1st Half: 3-6 50.0% 2nd half: 3-4 75.0% Game: 6-10 60.0%

Green Bay 53 • 7-2

#	Player	Total			3-Ptr		Rebounds			PF	TP	A	TO	Blk	Stl	Min
		FG	FGA	FT	FTA	Off	Def	Tot								
22	BAUER, Lydia	f	3-10	1-1	0-0	3	3	6	1	7	1	3	0	1	37	
43	EICHLER, Sarah	f	3-6	1-2	2-2	0	4	4	4	9	3	4	0	5	33	
45	SENSION, Stephanie	f	6-15	0-2	1-1	2	2	4	3	13	2	2	0	0	34	
13	RITCHIE, Adrian	g	4-10	1-5	3-3	0	6	6	1	12	4	3	0	4	36	
14	LUKAN, Megan	g	4-6	0-0	0-0	2	2	4	2	8	1	2	0	1	40-	
00	BARNETT, Brionna		0-0	0-0	0-0	0	0	0	0	0	0	0	0	0	0+	
03	RANGER, Breannah		0-2	0-0	0-0	0	0	0	0	2	0	1	0	0	6	
04	LUKAN, Kaili		0-1	0-1	0-0	0	1	1	1	0	0	1	0	0	7	
12	THOMAS, Taylor		0-0	0-0	0-0	0	0	0	0	0	0	0	0	0	0+	
20	ZASTROW, Sam		0-0	0-0	0-0	0	0	0	0	0	0	0	0	0	0+	
25	GILBERTSON, Jenny		2-4	0-1	0-0	2	1	3	2	4	0	0	0	0	7	
Team						1	2	3			1					
Totals			22-54	3-12	6-6	10	21	31	14	53	13	16	1	11	200	

FG % 1st Half: 11-28 39.3% 2nd half: 11-26 42.3% Game: 22-54 40.7% Deadball Rebounds 0
3FG % 1st Half: 3-9 33.3% 2nd half: 0-3 0.0% Game: 3-12 25.0%
FT % 1st Half: 2-2 100.0 2nd half: 4-4 100.0 Game: 6-6 100.0

Officials: TIM DALEY, CAROL COMANITA, KEVIN DILLARD
Technical fouls: WISCONSIN-None. Green Bay-None.
Attendance: 3505

Score by periods	1st	2nd	Total	Points	In	Off	2nd	Fast	Bench
WISCONSIN	10	28	38	6	4	8	0	0	0
Green Bay	27	26	53	38	12	10	2	4	

Last FG - WIS 2nd-00:01, GB 2nd-00:05.
Largest lead - WIS by 3 1st-18:20, GB by 19 2nd-19:16.

Score tied - 1 time.
Lead changed - 1 time.

Green Bay 53, Wisconsin 38

Green Bay Extends Big Ten Winning Streak to Eight

With a 3-0 record against Wisconsin, Green Bay's five seniors entered the final home game of the 2012 calendar year looking to put a 4-0 record against Wisconsin during their careers on their resumes. It happened.

Green Bay shocked Wisconsin and dominant post presence Cassie Rochel, who was held scoreless in the contest. Green Bay continued its streak of dominance in the paint, outscoring the Badgers 38-6 in the paint. Wisconsin was held to just 10 points in the first half, setting a record for the worst first-half performance in the team's history.

Stephanie Sension led Green Bay with 13 points, while Adrian Ritchie added 12 and grabbed six rebounds. Over a one-minute stretch in the second half, Sension scored seven consecutive points for Green Bay to snap an 11-2 run by the Badgers and put the game out of reach.

2012-13 Green Bay Women's Basketball Final Box Scores

Official Basketball Box Score -- Game Totals -- Final Statistics Green Bay vs Wichita State 12/30/12 1:05 p.m. at Wichita, Kan. (Koch Arena)

Green Bay 63 • 9-2

#	Player	Total			3-Ptr			Rebounds			PF	TP	A	TO	Blk	Stl	Min
		FG	FGA	FT	FTA	FG	FGA	FT	FTA	Off							
13	RITCHIE, Adrian	* 3	12	1	5	0	0	1	2	3	4	7	2	1	1	0	24
14	LUKAN, Megan	* 3	8	0	2	1	4	0	1	1	1	7	7	5	0	0	36
22	BAUER, Lydia	* 4	8	3	6	0	0	0	4	4	1	11	2	1	0	3	33
43	EICHLER, Sarah	* 5	6	3	3	2	4	1	2	3	5	15	2	1	0	0	26
45	SENSION, Stephanie	* 3	6	0	1	0	0	1	3	4	4	6	1	0	0	0	13
00	BARNETT, Brianna	0	0	0	0	0	0	0	0	0	1	0	0	0	0	0	4
03	RANGER, Breannah	2	4	0	0	5	9	3	3	6	2	9	0	3	0	0	27
04	LUKAN, Kaili	1	2	1	1	0	0	0	2	2	1	3	0	1	0	0	13
12	THOMAS, Taylor	0	0	0	0	0	0	0	0	0	0	0	0	0	0	0	04
20	ZASTROW, Sam	0	0	0	0	0	0	0	0	0	0	0	0	0	0	0	04
21	EDISON, Ellen	0	0	0	0	0	0	0	0	0	0	0	0	0	0	0	04
25	GILBERTSON, Jenny	2	4	1	3	0	0	2	3	5	2	5	3	0	0	1	24
Team																	
Totals		23	50	9	21	8	17	11	25	36	21	63	17	12	1	4	200

FG % 1st Half:	9-32	28.1%	2nd half:	14-18	77.8%	Game:	23-50	46.0%	Deadball Rebounds	4
3FG % 1st Half:	6-16	37.5%	2nd half:	3-5	60.0%	Game:	9-21	42.9%		
FT % 1st Half:	4-9	44.4%	2nd half:	4-8	50.0%	Game:	8-17	47.1%		

Wichita State 42 • 6-6

#	Player	Total			3-Ptr			Rebounds			PF	TP	A	TO	Blk	Stl	Min
		FG	FGA	FT	FTA	FG	FGA	FT	FTA	Off							
12	Diamond, Jessica	* 6	10	1	2	2	2	0	3	3	2	15	2	5	0	1	39
13	Jacobs, Kelsey	* 0	2	0	0	3	6	1	3	4	2	3	0	1	2	0	20
21	Decker, Alie	* 0	5	0	2	1	2	0	5	5	2	1	1	0	0	0	27
25	Turner, Chynna	* 0	3	0	2	2	2	2	1	3	0	2	1	2	0	0	35
33	Price, Michelle	* 0	1	0	0	2	5	2	3	5	5	2	0	3	0	1	21
01	Jones, Jasmine	0	1	0	0	0	2	1	3	2	0	0	1	0	0	0	6
14	Dapprich, Michaela	1	3	0	2	4	4	0	0	1	4	6	0	4	1	0	12
22	Fontaine, Darice	3	8	3	5	0	2	0	2	2	0	9	0	2	0	0	13
24	Harden, Alex	0	3	0	0	0	0	0	1	1	2	0	0	1	0	0	16
34	Gordon, Jazimen	1	1	0	0	2	2	0	0	0	0	4	1	0	0	0	11
Team																	
Totals		11	37	4	13	16	27	8	21	29	19	42	6	18	3	2	200

FG % 1st Half:	5-19	26.3%	2nd half:	6-18	33.3%	Game:	11-37	29.7%	Deadball Rebounds	4
3FG % 1st Half:	2-6	33.3%	2nd half:	2-7	28.6%	Game:	4-13	30.8%		
FT % 1st Half:	9-16	56.3%	2nd half:	7-11	63.6%	Game:	16-27	59.3%		

Officials: Tim Daley, Greg Small, Rachael Monroe
Technical fouls: Green Bay-None. Wichita State-None.
Attendance: 1449

Score by periods	1st	2nd	Total
Green Bay	28	35	63
Wichita State	21	21	42

Points	In	Off	2nd	Fast	Bench
Green Bay	26	22	9	0	17
WSU	6	17	8	0	19

Last FG - GB 2nd-01:11, WSU 2nd-01:44.
Largest lead - GB by 23 2nd-04:35, WSU None.
Score tied - 1 time.
Lead changed - 0 times.

Green Bay 63, at Wichita State 42

Final Non-Conference Road Game Ends in Victory

A total team effort, Green Bay closed the 2012 calendar year with a 63-42 win at Wichita State on Dec. 30. The win saw five players score seven or more points for Green Bay, including a 15-point performance from Sarah Eichler who missed just one shot from the field on the day.

Green Bay opened the game on an 8-0 run, but the Shockers responded with a 9-2 run of their own to cut the lead to one. In an ugly first half from both sides, Green Bay shot just 28.1 percent from the floor while Wichita State could only hit 26.3 percent of its attempts.

The Phoenix came out of the second half ready to knock down shots, as it hit an incredible 77.8 percent (14-18) from the floor en route to putting the game out of reach. Green Bay led by as many as 23 in the second half and held Wichita State scoreless for a stretch of more than seven minutes.

The Phoenix used 17 assists on 23 shots from the field, led by Megan Lukan with seven shares.

Official Basketball Box Score -- Game Totals -- Final Statistics SBU vs Green Bay 01/05/12 2 P.M. at GREEN BAY, WIS. (KRESS CENTER)

SBU 42 • 7-8

#	Player	Total			3-Ptr			Rebounds			PF	TP	A	TO	Blk	Stl	Min
		FG	FGA	FT	FTA	FG	FGA	FT	FTA	Off							
04	ORTEGA, Doris	f 2	9	0	0	5	6	0	3	3	1	9	2	2	0	3	30
42	HEALY, Katie	f 5	10	1	2	5	5	2	3	5	4	16	2	1	2	1	26
12	ZAHN, Ashley	g 1	4	1	3	0	0	0	1	1	3	3	0	2	0	1	22
30	DIXON, CeCe	g 0	3	0	2	0	0	0	1	1	2	0	1	2	0	0	21
33	MICHAEL, Emily	g 1	4	1	4	0	0	0	1	1	3	3	0	3	0	1	31
01	WILSON, Tatiana	0	1	0	0	0	0	0	2	2	0	0	1	3	0	0	17
11	LITTLE, Hannah	0	1	0	0	0	0	2	1	3	1	0	1	0	0	0	8
13	MC GEE, Jordan	0	3	0	0	0	0	1	4	5	0	0	0	1	0	0	20
21	RUETER, Nyla	3	5	3	4	2	2	1	1	2	2	11	0	3	0	0	17
44	ROMBACH, Kelcie	0	3	0	1	0	0	0	1	1	2	0	0	0	0	0	8
Team																	
Totals		12	43	6	16	12	13	7	21	28	18	42	7	17	2	6	200

FG % 1st Half:	5-19	26.3%	2nd half:	7-24	29.2%	Game:	12-43	27.9%	Deadball Rebounds	0
3FG % 1st Half:	0-6	0.0%	2nd half:	6-10	60.0%	Game:	6-16	37.5%		
FT % 1st Half:	5-5	100.0%	2nd half:	7-8	87.5%	Game:	12-13	92.3%		

Green Bay 61 • 10-2

#	Player	Total			3-Ptr			Rebounds			PF	TP	A	TO	Blk	Stl	Min
		FG	FGA	FT	FTA	FG	FGA	FT	FTA	Off							
43	EICHLER, Sarah	f 1	5	0	3	3	4	1	0	1	2	5	2	2	0	1	20
45	SENSION, Stephanie	f 4	8	1	1	3	4	0	2	2	0	12	2	1	0	0	21
13	RITCHIE, Adrian	g 3	8	1	4	0	0	0	5	5	1	7	1	1	0	2	25
14	LUKAN, Megan	g 1	1	0	0	2	2	2	1	3	4	4	3	3	0	1	21
22	BAUER, Lydia	g 5	8	3	5	0	0	0	8	8	2	13	3	1	0	1	34
00	BARNETT, Brianna	0	1	0	1	0	0	0	0	0	0	0	0	0	0	0	9
03	RANGER, Breannah	7	10	0	0	1	2	4	6	0	14	0	2	0	0	0	20
04	LUKAN, Kaili	1	3	0	1	1	2	2	3	5	0	3	3	0	0	0	20
12	THOMAS, Taylor	0	0	0	0	0	0	0	0	0	1	0	1	1	0	0	4
20	ZASTROW, Sam	1	1	0	0	0	0	0	1	1	2	2	0	0	0	0	9
21	EDISON, Ellen	0	1	0	0	0	0	1	0	1	0	0	0	1	0	0	2
25	GILBERTSON, Jenny	0	2	0	1	1	2	1	1	2	2	1	1	2	0	0	15
Team																	
Totals		23	48	5	16	10	15	9	25	34	14	61	16	14	0	5	200

FG % 1st Half:	12-24	50.0%	2nd half:	11-24	45.8%	Game:	23-48	47.9%	Deadball Rebounds	0
3FG % 1st Half:	4-10	40.0%	2nd half:	1-6	16.7%	Game:	5-16	31.3%		
FT % 1st Half:	4-6	66.7%	2nd half:	6-9	66.7%	Game:	10-15	66.7%		

Officials: BECKY BLANK, KENT OTTE, MARY TOBERMAN
Technical fouls: SBU-None. Green Bay-None.
Attendance: 2025

Score by periods	1st	2nd	Total
SBU	15	27	42
Green Bay	32	29	61

Points	In	Off	2nd	Fast	Bench
SBU	10	11	7	0	11
GB	36	11	12	2	20

Last FG - SBU 2nd-00:40, GB 2nd-01:14.
Largest lead - SBU None, GB by 26 2nd-04:28.
Score tied - 1 time.
Lead changed - 0 times.

Green Bay 61, St. Bonaventure 42

Green Bay Closes Non-Conference Play on High Note

In a battle of two teams that found success in the 2012 NCAA Tournament, Green Bay's stellar defense continued its streak of dominance in a 61-42 home win over St. Bonaventure.

The game started out as a back-and-forth battle, before Green Bay used a 16-5 run over the final 12:42 of the half to take a 32-15 lead into the locker room. The lockdown defense from the home team held the Bonnies scoreless for the final 5:30 of the first half.

Breannah Ranger scored a career-high 14 points in the win on 70 percent shooting, while Lydia Bauer and Stephanie Sension joined her in double figures with 13 and 12 points. Redshirt junior Sam Zastrow saw nine minutes on the court, and with 4:28 remaining drove to the basket though the entire St. Bonaventure defense to push the lead to 57-31, the largest lead of the day.

St. Bonaventure was held to just 27.9 percent from the floor, marking the third time an opponent has been held to less than 30 percent shooting this season.

2012-13 Green Bay Women's Basketball Final Box Scores

Official Basketball Box Score -- Game Totals -- Final Statistics

DETROIT vs Green Bay
01/08/12 7 PM at GREEN BAY, WIS. (KRESS CENTER)

DETROIT 31 • 7-6 (0-1)

#	Player	Total			Rebounds			PF	TP	A	TO	Blk	Stl	Min	
		FG-FGA	3-Ptr	FT-FTA	Off	Def	Tot								
21	MATTESSON, Audrey	f	2-6	1-4	0-0	1	2	3	2	5	4	4	0	0	33
24	BROWN, Shareta	f	2-4	0-1	4-4	2	3	5	3	8	1	2	2	3	30
25	SHAYOK, Yar	f	1-4	0-2	0-0	1	2	3	2	2	1	4	1	2	27
11	REYNOLDS, Rosanna	g	2-8	0-5	1-2	0	1	1	0	5	0	3	0	0	26
12	FAMBRO, Demeisha	g	0-5	0-3	0-0	0	1	1	1	0	1	1	0	0	14
10	MCCALISTER, Tayelor	g	2-4	0-0	1-2	0	2	2	4	5	0	3	0	1	24
20	HATTER, Megan	g	1-7	1-4	0-0	1	3	4	1	3	1	0	0	1	23
33	LAVITA-STEPHENS, De	g	1-3	1-3	0-0	1	0	1	1	3	1	0	0	0	23
Team						2	2	4			1				
Totals			11-41	3-22	6-8	8	16	24	14	31	9	18	3	7	200

FG % 1st Half: 5-20 25.0% 2nd half: 6-21 28.6% Game: 11-41 26.8%
 3FG % 1st Half: 1-11 9.1% 2nd half: 2-11 18.2% Game: 3-22 13.6%
 FT % 1st Half: 3-4 75.0% 2nd half: 3-4 75.0% Game: 6-8 75.0%

Deadball
Rebounds
2

Green Bay 62 • 11-2 (1-0)

#	Player	Total			Rebounds			PF	TP	A	TO	Blk	Stl	Min	
		FG-FGA	3-Ptr	FT-FTA	Off	Def	Tot								
43	EICHLER, Sarah	f	5-12	0-3	0-1	1	2	3	3	10	1	2	0	0	29
45	SENSION, Stephanie	f	2-5	1-3	0-0	0	3	3	4	5	1	2	0	0	21
13	RITCHIE, Adrian	g	8-11	3-6	0-0	0	2	2	1	19	4	3	1	7	38
14	LUKAN, Megan	g	3-6	0-1	5-6	4	2	6	1	11	6	2	0	3	38
22	BAUER, Lydia	g	5-10	1-6	0-0	0	2	2	0	11	3	1	2	0	36
03	RANGER, Breannah	g	1-5	0-0	0-0	5	4	9	1	2	2	0	1	0	19
04	LUKAN, Kailli	g	0-0	0-0	0-0	0	0	0	0	0	0	0	0	0	2
12	THOMAS, Taylor	g	1-1	0-0	0-0	1	1	2	0	2	0	0	0	0	1
20	ZASTROW, Sam	g	1-2	0-1	0-0	0	0	0	0	2	1	0	0	1	2
25	GILBERTSON, Jenny	g	0-0	0-0	0-0	0	2	2	0	0	0	0	0	0	14
Team						0	4	4							
Totals			26-52	5-20	5-7	11	22	33	10	62	18	10	4	11	200

FG % 1st Half: 11-26 42.3% 2nd half: 15-26 57.7% Game: 26-52 50.0%
 3FG % 1st Half: 2-9 22.2% 2nd half: 3-11 27.3% Game: 5-20 25.0%
 FT % 1st Half: 4-6 66.7% 2nd half: 1-1 100.0% Game: 5-7 71.4%

Deadball
Rebounds
1

Officials: TIM DALEY, RODNEY CREECH, CATHERINE LUKANICH
 Technical fouls: DETROIT-None. Green Bay-None.

Attendance: 1968
 WBB0108

Score by periods	1st	2nd	Total
DETROIT	14	17	31
Green Bay	28	34	62

Points	In	Off	2nd	Fast	Bench
Paint	Paint	T/O	Chance	Break	
DETROIT	14	4	0	0	11
GB	34	22	10	14	6

Last FG - DETROIT 2nd-01:08, GB 2nd-00:30.
 Largest lead - DETROIT None, GB by 32 2nd-01:27.

Score tied - 2 times.
 Lead changed - 0 times.

Green Bay 62, Detroit 31

Outstanding Defense Turns Showdown into Shutdown

In a rematch of the 2012 Horizon League Tournament Championship game, Green Bay welcomed Detroit and the nation's second-leading scorer Shareta Brown to the Kress Center for one of the most anticipated games of the young Horizon League schedule.

The Phoenix led the entire way shooting 50 percent from the field, including a 19-point, 8-of-11 night from Adrian Ritchie. Ritchie set a new career high with seven steals in the game and also had four assists.

Green Bay limited Detroit to 26.8 percent from the floor and held Brown to just eight points on 2-4 shooting. Despite Brown's post presence, Green Bay outscored the Titans 34-14 in the paint and scored 22 points off Detroit's 18 turnovers.

The win marked the ninth time an opponent was held to less than 50 points this season.

Official Basketball Box Score -- Game Totals -- Final Statistics

WRIGHT STATE vs Green Bay
01/12/13 12:00 PM at GREEN BAY, WIS. (KRESS CENTER)

WRIGHT STATE 44 • 7-8 (1-1)

#	Player	Total			Rebounds			PF	TP	A	TO	Blk	Stl	Min	
		FG-FGA	3-Ptr	FT-FTA	Off	Def	Tot								
21	STANTON, Tayler	f	2-2	0-0	0-0	0	4	4	2	4	1	2	1	0	21
32	STUCKE, Breanna	f	1-5	0-4	2-3	0	0	0	3	4	0	1	1	0	25
04	DEMINGS, Kim	g	1-13	1-7	0-2	0	4	4	2	3	3	7	0	2	32
24	LAMOTTE, Kayla	g	0-2	0-0	0-0	0	1	1	1	0	1	2	0	0	30
00	ELKINS, KC	g	6-12	4-7	2-3	0	5	5	1	18	1	1	1	1	36
10	JAMES, Ivory	g	4-9	3-5	1-1	0	4	4	1	12	2	2	0	0	18
12	ORTON, Ja'Monica	g	1-2	0-1	1-2	1	3	4	1	3	2	1	0	0	15
35	JUMP, Abby	g	0-0	0-0	0-0	0	0	0	0	0	1	0	0	0	4
42	INNOCENT, Brianna	g	0-1	0-0	0-0	3	4	7	2	0	0	0	1	0	17
53	MCCUNE, Teonia	g	0-0	0-0	0-0	0	0	0	1	0	0	0	0	0	2
Team						0	0	0			2				
Totals			15-46	8-24	6-11	4	25	29	14	44	11	18	4	3	200

FG % 1st Half: 5-18 27.8% 2nd half: 10-28 35.7% Game: 15-46 32.6%
 3FG % 1st Half: 2-10 20.0% 2nd half: 6-14 42.9% Game: 8-24 33.3%
 FT % 1st Half: 3-4 75.0% 2nd half: 3-7 42.9% Game: 6-11 54.5%

Deadball
Rebounds
1

Green Bay 71 • 12-2 (2-0)

#	Player	Total			Rebounds			PF	TP	A	TO	Blk	Stl	Min	
		FG-FGA	3-Ptr	FT-FTA	Off	Def	Tot								
43	EICHLER, Sarah	f	9-12	2-2	4-5	1	6	7	2	24	2	0	0	1	26
45	SENSION, Stephanie	f	2-7	0-0	1-1	1	3	4	1	5	4	2	0	1	18
13	RITCHIE, Adrian	g	2-5	2-4	4-4	0	1	1	0	10	4	1	1	2	19
14	LUKAN, Megan	g	1-5	1-3	0-0	0	1	1	1	3	4	2	0	0	27
22	BAUER, Lydia	g	2-5	1-3	0-0	1	5	6	0	5	3	1	1	0	27
00	BARNETT, Brianna	g	1-4	1-2	0-0	0	1	1	0	3	0	0	0	1	14
03	RANGER, Breannah	g	5-11	0-0	2-4	6	5	11	0	12	1	0	0	0	23
04	LUKAN, Kailli	g	0-0	0-0	0-0	0	2	2	1	0	0	0	0	0	8
12	THOMAS, Taylor	g	0-2	0-1	0-0	0	1	1	1	0	0	1	0	0	8
20	ZASTROW, Sam	g	1-4	0-0	0-0	1	1	2	1	2	1	0	0	0	9
21	EDISON, Ellen	g	0-1	0-0	0-0	0	0	0	1	0	1	0	0	0	5
25	GILBERTSON, Jenny	g	3-4	1-2	0-0	0	4	4	3	7	2	0	1	0	16
Team						0	1	1			2				
Totals			26-60	8-17	11-14	10	31	41	11	71	22	9	3	5	200

FG % 1st Half: 12-27 44.4% 2nd half: 14-33 42.4% Game: 26-60 43.3%
 3FG % 1st Half: 5-9 55.6% 2nd half: 3-8 37.5% Game: 8-17 47.1%
 FT % 1st Half: 7-8 87.5% 2nd half: 4-6 66.7% Game: 11-14 78.6%

Deadball
Rebounds
2

Officials: DAVID PETERSON, SCOTT DOBERSTEIN, ANNE NEHRING
 Technical fouls: WRIGHT STATE-None. Green Bay-None.

Attendance: 2207

Score by periods	1st	2nd	Total
WRIGHT STATE	15	29	44
Green Bay	36	35	71

Points	In	Off	2nd	Fast	Bench
Paint	Paint	T/O	Chance	Break	
WRIGHT	8	6	2	0	15
GB	36	18	12	0	24

Last FG - WRIGHT 2nd-00:04, GB 2nd-01:00.
 Largest lead - WRIGHT by 2 1st-18:29, GB by 34 2nd-05:52.

Score tied - 1 time.
 Lead changed - 1 time.

Green Bay 71, Wright State 44

Phoenix Shuts Down Demmings to Close Homestand

Green Bay won its seventh straight game to close out a three-game homestand against Wright State, holding an opponent to less than 50 points for the 10th time during the 2012-13 season in the process.

The Phoenix made its first four attempts from behind in the arc in the game, led by senior Sarah Eichler who finished the game with 24 points, just two shy of tying her career high. Redshirt junior Breannah Ranger added 12 points and 11 rebounds in the game, marking her first career double-double.

Just two days after scoring a career-high 35 points in a win at Milwaukee, Wright State's Kim Demmings was held to a career-low three points on 1-13 shooting. The Phoenix forced Demmings to turn the ball over seven times in 32 minutes.

The win improved the Phoenix to 49-3 all-time against Wright State.

2012-13 Green Bay Women's Basketball Final Box Scores

Official Basketball Box Score -- Game Totals -- Final Statistics Green Bay vs Cleveland State 1/17/13 7:00 p.m. at Wolstein Center - Cleveland, Ohio

Green Bay 52 • 13-2, 3-0 HL

#	Player	Total	3-Ptr		Rebounds	PF	TP	A	TO	Blk	Stl	Min			
			FG-FGA	FG-FGA									FT-FTA	Off	Def
22	BAUER, Lydia	f	0-3	0-1	0-0	1	1	2	2	0	1	2	26		
43	EICHLER, Sarah	f	6-14	2-6	3-6	0	2	2	1	17	1	3	0	2	39
45	SENSION, Stephanie	f	8-14	0-0	0-2	1	5	6	1	16	2	2	0	1	29
13	RITCHIE, Adrian	g	5-12	1-5	2-3	1	2	3	2	13	3	2	1	5	38
14	LUKAN, Megan	g	0-4	0-1	2-2	0	1	1	2	2	4	3	0	4	36
00	BARNETT, Brionna	g	0-1	0-1	0-0	0	0	0	0	0	0	0	0	1	7
03	RANGER, Breannah	g	2-4	0-0	0-1	1	1	2	1	4	0	1	0	0	11
20	ZASTROW, Sam	g	0-0	0-0	0-0	0	0	0	0	0	0	0	0	0	0+
25	GILBERTSON, Jenny	g	0-1	0-1	0-0	1	2	3	1	0	0	2	1	0	14
Team						2	4	6							
Totals			21-53	3-15	7-14	7	18	25	10	52	12	13	3	15	200

FG % 1st Half: 6-23 26.1% 2nd half: 15-30 50.0% Game: 21-53 39.6% Deadball Rebounds 1
3FG % 1st Half: 0-6 0.0% 2nd half: 3-9 33.3% Game: 3-15 20.0%
FT % 1st Half: 2-4 50.0% 2nd half: 5-10 50.0% Game: 7-14 50.0%

Cleveland State 49 • 10-6, 2-1 HL

#	Player	Total	3-Ptr		Rebounds	PF	TP	A	TO	Blk	Stl	Min			
			FG-FGA	FG-FGA									FT-FTA	Off	Def
20	WINTON, Shalonda	f	4-11	2-7	3-4	2	10	12	3	13	4	8	2	1	33
40	SCHMITT, Haley	f	1-2	0-0	0-0	3	1	4	4	2	0	5	0	1	25
15	COLEMAN, Cori	g	4-12	1-6	3-3	3	2	5	2	12	2	4	0	1	40-
21	GREEN, Kiersten	g	3-7	0-2	0-0	1	6	7	3	6	2	2	0	2	40-
30	KING, Honesty	g	4-10	1-4	1-2	1	5	6	0	10	3	2	0	1	37
01	GORDON, Imani	g	2-6	0-1	0-0	0	3	3	3	4	0	2	0	0	19
04	AIDEYMAN, Adesuwa	g	0-0	0-0	0-0	0	0	0	0	0	0	0	0	0	0+
32	HOLIFIELD, Nafeshia	g	1-1	0-0	0-0	1	2	3	1	2	0	3	0	0	6
Team						1	2	3							
Totals			19-49	4-20	7-9	12	31	43	16	49	11	26	2	6	200

FG % 1st Half: 9-23 39.1% 2nd half: 10-26 38.5% Game: 19-49 38.8% Deadball Rebounds 2
3FG % 1st Half: 1-6 16.7% 2nd half: 3-14 21.4% Game: 4-20 20.0%
FT % 1st Half: 5-7 71.4% 2nd half: 2-2 100.0% Game: 7-9 77.8%

Officials: Chris Minor, Michelle Del Duco, Robert DeMinico
Technical fouls: Green Bay-None. Cleveland State-None.
Attendance: 257

Score by periods	1st	2nd	Total
Green Bay	14	38	52
Cleveland State	24	25	49

Points	In Paint	Off T/O	2nd Chance	Fast Break	Bench
Green Bay	34	19	6	4	4
Cleveland State	22	3	15	0	6

Last FG - GB 2nd-01:35, CSU 2nd-03:24.
Largest lead - GB by 4 1st-17:59, CSU by 12 2nd-19:26.

Score tied - 4 times.
Lead changed - 10 times.

Green Bay 52, at Cleveland State 49 Phoenix Comes Back to Win

Trailing by as many as 12 points in the first half, Green Bay was able to slowly chip away at a double-digit Cleveland State lead in the second half, coming away with a 52-49 comeback victory. The come-from-behind win was the second of its nature this season, with the first coming Dec. 8 in a win at Marquette that sparked the Phoenix's current eight-game winning streak.

After committing 11 turnovers in the first half, Green Bay held itself to just two in the second half while forcing a season high 26 Cleveland State turnovers for the game.

Senior Sarah Eichler scored a game-high 17 points, including the most important points of the night on a banked-in three with 1:35 remaining to put the Phoenix up 52-49.

Cleveland State had two opportunities to tie the game in the final seconds with attempts from behind the arc, but neither shot fell in the Vikings' favor.

Official Basketball Box Score -- Game Totals -- Final Statistics Green Bay vs Youngstown State 1/19/13 7:05 p.m. at Youngstown, Ohio (Beeghly Center)

Green Bay 59 • 14-2, 4-0 HL

#	Player	Total	3-Ptr		Rebounds	PF	TP	A	TO	Blk	Stl	Min			
			FG-FGA	FG-FGA									FT-FTA	Off	Def
22	BAUER, Lydia	f	6-8	2-2	1-1	0	2	2	0	15	0	2	0	31	
43	EICHLER, Sarah	f	2-6	0-2	2-4	0	8	8	2	6	3	4	0	1	38
45	SENSION, Stephanie	f	6-9	0-0	0-1	0	3	3	2	12	0	3	1	1	27
13	RITCHIE, Adrian	g	2-9	0-3	5-6	0	7	7	1	9	5	2	1	3	37
14	LUKAN, Megan	g	0-2	0-1	0-0	1	1	2	4	0	4	2	0	1	22
00	BARNETT, Brionna	g	0-0	0-0	0-0	0	0	0	0	0	0	0	0	1	
03	RANGER, Breannah	g	2-5	0-0	2-2	3	1	4	3	6	0	2	1	0	13
12	THOMAS, Taylor	g	1-1	0-0	0-0	0	0	0	1	2	0	0	0	0	1
20	ZASTROW, Sam	g	0-4	0-2	0-0	0	3	3	2	0	3	0	0	2	18
21	EDISON, Ellen	g	0-0	0-0	0-0	0	0	0	0	0	0	0	0	0	0+
25	GILBERTSON, Jenny	g	3-4	3-4	0-0	0	1	1	0	9	1	0	2	0	12
Team						1	1	2							
Totals			22-48	5-14	10-14	5	27	32	15	59	16	13	7	8	200

FG % 1st Half: 11-25 44.0% 2nd half: 11-23 47.8% Game: 22-48 45.8% Deadball Rebounds 3
3FG % 1st Half: 1-6 16.7% 2nd half: 4-8 50.0% Game: 5-14 35.7%
FT % 1st Half: 1-2 50.0% 2nd half: 9-12 75.0% Game: 10-14 71.4%

Youngstown State 41 • 11-5, 1-2 HL

#	Player	Total	3-Ptr		Rebounds	PF	TP	A	TO	Blk	Stl	Min			
			FG-FGA	FG-FGA									FT-FTA	Off	Def
14	FLAGG, Karen	f	2-7	1-3	3-6	2	5	7	3	8	1	5	1	0	37
42	BROWN, Brandi	f	4-12	0-5	2-2	2	9	11	4	10	1	2	1	2	36
04	DAVIS, Shar'rae	g	2-2	0-0	0-1	0	2	2	5	4	3	3	0	0	18
21	HORNBERGER, Liz	g	3-10	2-7	0-0	0	0	0	2	8	0	4	0	0	34
23	THOMPSON, Melissa	g	1-4	1-4	0-0	0	0	0	1	3	1	3	0	0	32
15	SCHLEGEL, Heidi	g	0-4	0-1	2-2	0	2	2	1	2	1	2	0	0	27
24	TOUVELLE, Monica	g	2-4	2-3	0-0	0	2	2	1	6	0	0	0	0	16
Team						1	2	3							
Totals			14-43	6-23	7-11	5	22	27	17	41	7	19	2	2	200

FG % 1st Half: 7-21 33.3% 2nd half: 7-22 31.8% Game: 14-43 32.6% Deadball Rebounds 1
3FG % 1st Half: 4-14 28.6% 2nd half: 2-9 22.2% Game: 6-23 26.1%
FT % 1st Half: 1-1 100.0% 2nd half: 6-10 60.0% Game: 7-11 63.6%

Officials: Kevin Pethel, Angie Enlund, Kathy Ridilla
Technical fouls: Green Bay-None. Youngstown State-None.
Attendance: 1181

Score by periods	1st	2nd	Total
Green Bay	24	35	59
Youngstown State	19	22	41

Points	In Paint	Off T/O	2nd Chance	Fast Break	Bench
Green Bay	30	15	6	2	17
Youngstown State	12	14	3	0	8

Last FG - GB 2nd-00:26, YSU 2nd-01:49.
Largest lead - GB by 20 2nd-02:30, YSU by 5 1st-11:42.

Score tied - 1 time.
Lead changed - 3 times.

Green Bay 59, at Youngstown St. 41 Reserve Players Step Up in Ninth-Straight Win

The Phoenix closed out its Ohio road trip with a 59-41 win at Youngstown State in a game that featured impressive minutes from Green Bay's reserve players. With Megan Lukan in foul trouble, reserve guard Sam Zastrow played a career-high 18 minutes, recording three rebounds, three assists and two steals. Redshirt senior Jenny Gilbertson scored nine points on 3-4 shooting from behind the arc, and redshirt junior Breannah Ranger scored six points, grabbed four rebounds and blocked a shot.

Senior Lydia Bauer led Green Bay with 15 points on 6-8 shooting, including an NBA-length three at the halftime buzzer. The Phoenix also blocked seven shots, tying a season high.

2012-13 Green Bay Women's Basketball Final Box Scores

Official Basketball Box Score -- Game Totals -- Final Statistics
Green Bay vs Valparaiso
01/26/13 1:35 p.m. at Valparaiso, Ind. (ARC)

Green Bay 78 • 15-2 (5-0)

##	Player	Total			3-Ptr			Rebounds			PF	TP	A	TO	Blk	Stl	Min
		FG-FGA	FG-FGA	FT-FTA	FG-FGA	FG-FGA	FT-FTA	Off	Def	Tot							
22	BAUER, Lydia	f	4-10	2-6	1-2	2	3	5	0	11	2	1	0	2		36	
43	EICHLER, Sarah	f	3-5	2-4	3-4	0	3	3	2	11	3	3	0	1		27	
45	SENSION, Stephanie	f	3-5	1-2	2-2	0	3	3	3	9	0	5	2	0		21	
13	RITCHIE, Adrian	g	6-11	2-6	1-1	0	8	8	1	15	8	0	1	1		33	
14	LUKAN, Megan	g	2-5	1-2	3-3	0	3	3	3	8	7	1	0	0		29	
00	BARNETT, Brionna		0-0	0-0	0-0	0	0	0	0	0	0	0	0	0		3	
03	RANGER, Breannah		5-6	0-0	3-3	0	1	1	2	13	0	4	1	0		19	
12	THOMAS, Taylor		1-1	0-0	0-0	0	1	1	2	2	1	0	0	1		3	
20	ZASTROW, Sam		2-2	0-0	0-1	0	1	1	1	4	0	0	1	0		11	
21	EDISON, Ellen		0-0	0-0	0-0	0	0	0	0	0	0	0	0	0		2	
25	GILBERTSON, Jenny		2-2	1-1	0-0	0	4	4	2	5	1	1	0	0		16	
	Team					1	0	1									
	Totals		28-47	9-21	13-16	3	27	30	16	78	23	16	4	7		200	

FG % 1st Half: 12-23 52.2% 2nd half: 16-24 66.7% Game: 28-47 59.6% Deadball Rebounds 0,1
 3FG % 1st Half: 6-13 46.2% 2nd half: 3-8 37.5% Game: 9-21 42.9%
 FT % 1st Half: 4-5 80.0% 2nd half: 9-11 81.8% Game: 13-16 81.3%

Valparaiso 55 • 7-11 (2-3)

##	Player	Total			3-Ptr			Rebounds			PF	TP	A	TO	Blk	Stl	Min
		FG-FGA	FG-FGA	FT-FTA	FG-FGA	FG-FGA	FT-FTA	Off	Def	Tot							
14	GERARDOT, Tabitha	f	3-10	0-3	2-4	0	3	3	1	8	2	1	0	1		34	
31	LANGE, Gina	f	7-10	2-3	2-4	2	3	5	18	0	4	1	2		34		
03	SCOTT, Shaquira	g	1-6	0-2	0-2	1	1	2	1	2	1	4	0	1		25	
12	RICHARDS, Laura	g	1-5	1-2	0-0	2	4	6	2	3	3	1	0	3		31	
23	RICHARDSON, Charae	g	2-7	0-1	3-3	1	1	2	1	7	4	0	1	1		31	
00	CARR, Jessica		3-6	2-3	1-1	1	0	1	3	9	2	2	0	0		14	
05	DEAN, Abby		0-0	0-0	0-0	0	0	0	0	0	0	0	0	0		2	
21	MILLER, Lexi		0-0	0-0	0-0	0	0	0	0	0	1	0	0	0		1	
25	HORTON, Liz		0-0	0-0	0-0	0	1	1	1	0	0	0	0	0		3	
32	JANSONE, Ieva		0-0	0-0	0-0	0	0	0	0	0	0	0	0	0		1	
33	CALLAWAY, Maegan		0-1	0-0	0-0	0	1	1	2	0	0	0	0	0		8	
44	WIEDEMANN, Jessi		3-8	1-5	1-1	0	1	1	0	8	0	4	0	0		16	
	Team					1	4	5									
	Totals		20-53	6-19	9-15	8	19	27	16	55	13	17	1	8		200	

FG % 1st Half: 8-27 29.6% 2nd half: 12-26 46.2% Game: 20-53 37.7% Deadball Rebounds 3
 3FG % 1st Half: 1-9 11.1% 2nd half: 5-10 50.0% Game: 6-19 31.6%
 FT % 1st Half: 5-7 71.4% 2nd half: 4-8 50.0% Game: 9-15 60.0%

Officials: Tim Daley, Kelly Dennis, Jon Hershberger
 Technical fouls: Green Bay-None. Valparaiso-None.
 Attendance: 575

Score by periods	1st	2nd	Total
Green Bay	34	44	78
Valparaiso	22	33	55

	Points	In Paint	Off T/O	2nd Chance	Fast Break	Bench
GB	34	18	8	8	8	24
VALPO	16	16	4	2	2	17

Last FG - GB 2nd-00:05, VALPO 2nd-00:34. Score tied - 0 times.
 Largest lead - GB by 23 2nd-01:49, VALPO None. Lead changed - 0 times.

Green Bay 78, at Valparaiso 55

Winning Streak Hits Double Digits

Green Bay pushed its winning streak to 10 games with a 78-55 win over Valparaiso in the third of four straight games away from home. The Phoenix shot a season-high 59.6 percent from the field and used 23 assists on 28 field goals in the effort.

Senior Adrian Ritchie had a near triple-double with 15 points, eight rebounds and eight assists. The De Pere, Wis., native also added a block and a steal. Three other players scored in double figures, including Breannah Ranger with 13 and Lydia Bauer and Sarah Eichler with 11 points each. Redshirt junior Sam Zastrow scored a season-high four points while playing 11 minutes.

Official Basketball Box Score -- Game Totals -- Final Statistics
Green Bay vs Wright State
1/28/13 7:00 PM EST at Wright State Nutter Center

Green Bay 70 • 16-2, 6-0 HL

##	Player	Total			3-Ptr			Rebounds			PF	TP	A	TO	Blk	Stl	Min
		FG-FGA	FG-FGA	FT-FTA	FG-FGA	FG-FGA	FT-FTA	Off	Def	Tot							
22	BAUER, Lydia	f	3-6	2-4	3-3	1	7	8	3	11	3	3	1	0		27	
43	EICHLER, Sarah	f	1-4	0-1	4-4	1	0	1	4	6	1	4	1	0		20	
45	SENSION, Stephanie	f	6-8	0-1	1-2	0	5	5	0	13	1	1	0	0		17	
13	RITCHIE, Adrian	g	3-7	3-6	4-4	2	4	6	1	13	5	3	0	2		33	
14	LUKAN, Megan	g	3-5	0-1	1-1	2	3	5	1	7	3	1	0	0		30	
00	BARNETT, Brionna		0-0	0-0	0-0	0	0	0	0	0	0	0	0	0		3	
03	RANGER, Breannah		6-10	0-0	2-4	0	8	8	4	14	0	1	0	0		23	
12	THOMAS, Taylor		0-2	0-0	0-0	0	0	0	0	0	0	0	0	0		3	
20	ZASTROW, Sam		1-4	0-1	0-0	0	4	4	1	2	2	2	0	2		21	
21	EDISON, Ellen		0-0	0-0	0-0	0	0	0	1	0	0	0	0	0		2	
25	GILBERTSON, Jenny		2-9	0-2	0-0	2	1	3	2	4	1	1	0	0		21	
	Team					2	0	2									
	Totals		25-55	5-16	15-18	10	32	42	18	70	16	16	2	4		200	

FG % 1st Half: 19-35 54.3% 2nd half: 6-20 30.0% Game: 25-55 45.5% Deadball Rebounds 3
 3FG % 1st Half: 5-10 50.0% 2nd half: 0-6 0.0% Game: 5-16 31.3%
 FT % 1st Half: 6-7 85.7% 2nd half: 9-11 81.8% Game: 15-18 83.3%

Wright State 48 • 9-10, 3-3 HL

##	Player	Total			3-Ptr			Rebounds			PF	TP	A	TO	Blk	Stl	Min
		FG-FGA	FG-FGA	FT-FTA	FG-FGA	FG-FGA	FT-FTA	Off	Def	Tot							
21	STANTON, Tayler	f	1-2	0-0	0-2	1	2	3	2	2	0	0	1	1		16	
32	STUCKE, Breanna	f	2-9	1-7	3-4	2	4	6	2	8	0	2	1	1		28	
04	DEMINGS, Kim	g	1-7	0-2	4-4	0	3	3	2	6	2	4	0	0		32	
24	LAMOTTE, Kayla	g	0-2	0-0	2-2	0	0	0	2	2	0	1	0	0		22	
30	ELKINS, KC	g	2-11	0-2	5-6	0	3	3	3	9	4	5	0	4		37	
10	JAMES, Ivory		5-15	2-5	2-3	1	1	2	4	14	1	0	1	1		32	
12	ORTON, Ja'Monica		1-3	0-2	0-0	1	0	1	3	2	0	2	0	1		10	
35	JUMP, Abby		0-0	0-0	0-0	0	0	0	0	0	0	0	0	0		1	
42	INNOCENT, Brianna		2-3	0-0	1-2	2	6	8	0	5	0	0	1	2		22	
	Team					2	1	3									
	Totals		14-52	3-18	17-23	9	20	29	18	48	7	14	4	10		200	

FG % 1st Half: 2-26 7.7% 2nd half: 12-26 46.2% Game: 14-52 26.9% Deadball Rebounds 3
 3FG % 1st Half: 1-11 9.1% 2nd half: 2-7 28.6% Game: 3-18 16.7%
 FT % 1st Half: 9-13 69.2% 2nd half: 8-10 80.0% Game: 17-23 73.9%

Officials: Bryan Enterline, Bob Enterline and Brad Maxey
 Technical fouls: Green Bay-None. Wright State-None.
 Attendance: 390

Score by periods	1st	2nd	Total
Green Bay	49	21	70
Wright State	14	34	48

	Points	In Paint	Off T/O	2nd Chance	Fast Break	Bench
GB	36	15	15	0	0	20
WSU	18	10	11	6	2	21

Last FG - GB 2nd-04:36, WSU 2nd-01:16. Score tied - 0 times.
 Largest lead - GB by 36 2nd-15:12, WSU None. Lead changed - 0 times.

Green Bay 70, at Wright State 48

Explosive First Half Paces Phoenix

Holding a season-high 35-point lead at the half, Green Bay smothered Wright State in the first 20 minutes with a 49-14 lead. The Raiders were held to just 2-26 (7.7 percent) from the field, and didn't make a field goal until 15:36 had elapsed in the opening frame.

Green Bay was led by Breannah Ranger, who tied a career high with 14 points and also grabbed eight rebounds.

For the second time in as many meetings this season, Green Bay shut down Horizon League Preseason Player of the Year Kim Demmings, who scored just six points on 1-7 shooting. In two games against Wright State this season, the Phoenix held Demmings to a combined nine points on 2-20 shooting with 11 turnovers.

2012-13 Green Bay Women's Basketball Final Box Scores

Official Basketball Box Score -- Game Totals -- Final Statistics

UIC vs Green Bay

02/02/13 2:00 PM at GREEN BAY, WIS. (KRESS CENTER)

UIC 53 • 6-14 (2-5 HL)

#	Player	Total			3-Ptr			Rebounds			PF	TP	A	TO	Blk	Stl	Min
		FG-FGA	FG-FGA	FT-FTA	FG-FGA	FG-FGA	FT-FTA	Off	Def	Tot							
40	Megan Wallace	f	2-3	0-0	2-2	2	2	4	3	6	1	1	1	0	29		
35	Katie Hannemann	c	1-6	0-0	0-0	1	2	3	5	2	0	1	1	1	35		
04	Rachel Story	g	4-16	0-5	4-4	0	1	1	2	12	1	4	0	1	30		
10	Terri Bender	g	2-10	1-4	1-4	0	2	2	4	6	7	5	0	2	29		
11	Taylor Foulks	g	5-7	4-6	0-0	0	5	5	4	14	1	3	0	1	21		
21	Imani Moore		1-1	0-0	0-0	0	1	1	0	2	0	0	0	0	4		
23	Emily Kobel		1-5	1-5	0-0	0	1	1	1	3	2	5	0	1	24		
24	Marissa Grossfeld		2-3	1-1	3-4	3	1	4	2	8	1	2	0	0	12		
34	Heidi Dahnke		0-0	0-0	0-0	0	3	3	2	0	0	1	0	0	10		
45	Gisselle Truiett		0-0	0-0	0-0	0	0	0	0	0	0	1	0	0	6		
Team						2			1			3					
Totals			18-51	7-21	10-14	8	19	27	23	53	13	23	2	6	200		

FG % 1st Half: 7-23 30.4% 2nd half: 11-28 39.3% Game: 18-51 35.3%
 3FG % 1st Half: 2-8 25.0% 2nd half: 5-13 38.5% Game: 7-21 33.3%
 FT % 1st Half: 5-7 71.4% 2nd half: 5-7 71.4% Game: 10-14 71.4%

Deadball Rebounds 1

Green Bay 99 • 17-2 (7-0 HL)

#	Player	Total			3-Ptr			Rebounds			PF	TP	A	TO	Blk	Stl	Min
		FG-FGA	FG-FGA	FT-FTA	FG-FGA	FG-FGA	FT-FTA	Off	Def	Tot							
22	BAUER, Lydia	f	10-15	3-8	0-0	1	2	3	1	23	1	1	0	2	29		
43	EICHLER, Sarah	f	2-6	1-2	4-4	1	4	5	0	9	8	0	0	4	24		
45	SENSION, Stephanie	f	5-8	0-0	2-5	5	5	10	2	12	2	2	0	2	19		
13	RITCHIE, Adrian	g	5-10	2-7	0-0	0	1	1	3	12	8	1	1	2	25		
14	LUKAN, Megan	g	2-2	0-0	0-0	0	0	0	3	4	5	3	0	2	24		
03	RANGER, Breannah	g	7-9	0-0	2-3	1	1	2	2	16	0	0	1	0	19		
12	THOMAS, Taylor		1-1	0-0	0-0	1	1	2	1	2	1	0	0	0	7		
20	ZASTROW, Sam		0-3	0-1	2-2	0	2	2	1	2	3	1	0	0	19		
21	EDISON, Ellen		1-1	1-1	2-2	0	0	0	1	5	0	0	0	1	6		
25	GILBERTSON, Jenny		3-8	3-5	5-6	3	10	13	2	14	6	3	0	2	28		
Team						0			2			2					
Totals			36-63	10-24	17-22	12	28	40	16	99	34	11	2	15	200		

FG % 1st Half: 18-33 54.5% 2nd half: 18-30 60.0% Game: 36-63 57.1%
 3FG % 1st Half: 7-17 41.2% 2nd half: 3-7 42.9% Game: 10-24 41.7%
 FT % 1st Half: 8-10 80.0% 2nd half: 9-12 75.0% Game: 17-22 77.3%

Deadball Rebounds 1

Officials: DAVID PETERSON, MARISSA WHALEY, KENT OTTE
 Technical fouls: UIC-None. Green Bay-None.
 Attendance: 2965

Score by periods	1st	2nd	Total
UIC	21	32	53
Green Bay	51	48	99

Points	In	Off	2nd	Fast	Bench
	Paint	T/O	Chance	Break	
UIC	10	3	5	5	13
GB	50	33	21	10	39

Last FG - UIC 2nd-01:33, GB 2nd-00:24.
 Largest lead - UIC by 2 1st-18:27, GB by 46 2nd-07:50.

Score tied - 0 times.
 Lead changed - 4 times.

Green Bay 99, UIC 53

Green Bay Has a Record-Setting Day

In its first home game in nearly a month, Green Bay's offense smothered the Flames in a 99-53 homecoming win. The Phoenix broke the program's single-game assists record with 34 on 36 made field goals, breaking the 27-year-old record of 33. Five players scored in double figures, Stephanie Sension and Jenny Gilbertson had double-doubles and Adrian Ritchie and Sarah Eichler tied and set career highs with eight assists each.

Green Bay forced 23 UIC turnovers in the game and scored 33 points off them, while the Phoenix also dominated the paint with a 50-10 advantage.

Official Basketball Box Score -- Game Totals -- Final Statistics

Green Bay vs Loyola Chicago

02/07/13 7 p.m. at Chicago, Ill. - Gentile Arena

Green Bay 65 • 18-2 (8-0)

#	Player	Total			3-Ptr			Rebounds			PF	TP	A	TO	Blk	Stl	Min
		FG-FGA	FG-FGA	FT-FTA	FG-FGA	FG-FGA	FT-FTA	Off	Def	Tot							
22	BAUER, Lydia	f	1-7	0-4	1-2	0	3	3	2	3	2	4	0	2	35		
45	SENSION, Stephanie	f	3-4	0-0	3-4	2	4	6	3	9	2	2	1	2	23		
13	RITCHIE, Adrian	g	9-16	1-3	3-4	4	4	8	2	22	2	2	1	0	37		
14	LUKAN, Megan	g	2-6	0-3	5-5	0	1	1	3	9	2	3	0	1	38		
43	EICHLER, Sarah	g	3-8	0-1	0-0	1	1	2	4	6	1	4	0	0	25		
03	RANGER, Breannah		5-9	0-0	1-1	3	2	5	0	11	0	0	0	0	16		
20	ZASTROW, Sam		0-0	0-0	0-0	0	0	0	0	0	1	3	0	0	3		
25	GILBERTSON, Jenny		2-5	1-3	0-0	1	7	8	0	5	2	2	0	0	23		
Team						2			4			6					
Totals			25-55	2-14	13-16	13	26	39	14	65	12	19	1	6	200		

FG % 1st Half: 10-29 34.5% 2nd half: 15-26 57.7% Game: 25-55 45.5%
 3FG % 1st Half: 2-9 22.2% 2nd half: 0-5 0.0% Game: 2-14 14.3%
 FT % 1st Half: 3-3 100.0 2nd half: 10-13 76.9% Game: 13-16 81.3%

Deadball Rebounds 1

Loyola Chicago 62 • 7-13 (2-5)

#	Player	Total			3-Ptr			Rebounds			PF	TP	A	TO	Blk	Stl	Min
		FG-FGA	FG-FGA	FT-FTA	FG-FGA	FG-FGA	FT-FTA	Off	Def	Tot							
21	HAMBRIC, Troy	f	5-9	0-0	1-2	3	6	9	4	11	0	0	4	1	26		
05	ALBANO, Monica	g	7-18	6-14	3-4	0	0	0	0	23	1	2	1	1	40		
23	SMITH, Becca	g	2-2	1-1	2-3	3	3	6	2	7	1	1	0	0	12		
24	BEAVERS, Ayrealle	g	0-3	0-2	0-0	0	0	2	1	0	6	6	1	1	40		
25	JOHNSON, Taylor	g	5-13	0-1	2-2	1	3	4	4	12	2	2	1	6	33		
32	BOOKER, Lyndsey		1-4	1-2	0-0	0	3	3	4	3	4	1	0	1	37		
34	SKUBE, Abby		2-4	0-1	2-2	0	1	1	0	6	0	1	1	2	12		
Team						0			1			1					
Totals			22-53	8-21	10-13	7	19	26	15	62	14	13	8	12	200		

FG % 1st Half: 10-28 35.7% 2nd half: 12-25 48.0% Game: 22-53 41.5%
 3FG % 1st Half: 3-10 30.0% 2nd half: 5-11 45.5% Game: 8-21 38.1%
 FT % 1st Half: 3-4 75.0% 2nd half: 7-9 77.8% Game: 10-13 76.9%

Deadball Rebounds 1

Officials: Jeff Cross, Andrew Bills, Ron Quirk
 Technical fouls: Green Bay-None. Loyola Chicago-TEAM.
 Attendance: 203

Score by periods	1st	2nd	Total
Green Bay	25	40	65
Loyola Chicago	26	36	62

Points	In	Off	2nd	Fast	Bench
	Paint	T/O	Chance	Break	
GB	42	13	17	0	16
LUC	28	15	9	11	9

Last FG - GB 2nd-00:44, LUC 2nd-01:54.
 Largest lead - GB by 6 2nd-16:18, LUC by 6 1st-04:07.

Score tied - 8 times.
 Lead changed - 12 times.

Green Bay 65, at Loyola 62

Phoenix Survives a Nailbiting Win

Despite a season-high 19 turnovers and a season-low 14.3 percent from behind the arc, Green Bay was able to hold on in a nailbiting 65-62 win. The game featured 12 lead changes and eight ties, with neither team leading by more than six points.

Adrian Ritchie took over the game in the second half, finishing with a team-high 22 points. With less than a minute left, Breannah Ranger scored in the post on consecutive possessions to help build a three-point lead. Loyola's Ayrealle Beavers had an attempt to tie the game with less than two seconds remaining, but it rimmed off to seal the win for the Phoenix.

2012-13 Green Bay Women's Basketball Final Box Scores

Official Basketball Box Score -- Game Totals -- Final Statistics UWM vs Green Bay 02/09/13 7 PM at GREEN BAY, WIS. (KRESS CENTER)

UWM 49 • 5-15 (1-7)

#	Player	Total			3-Ptr			Rebounds			PF	TP	A	TO	Blk	Stl	Min
		FG-FGA	FG-FGA	FT-FTA	Off	Def	Tot	Off	Def	Tot							
04	GREEN, Ashley	f	6-14	0-2	3-4	5	3	8	3	15	2	4	1	0	32		
20	TUCKER, Sami	f	3-7	1-4	0-1	2	5	7	1	7	0	0	0	1	29		
03	DECORAH, Emily	g	5-10	5-10	0-0	1	3	4	1	15	1	1	0	1	35		
12	THEUT, Sammy	g	0-2	0-1	0-0	3	1	4	2	0	1	0	0	1	18		
23	RODRIGUEZ, Angela	g	1-10	0-4	0-0	0	1	1	3	2	5	0	0	0	29		
02	CHANDLER, Kimee	g	0-0	0-0	0-0	0	0	0	1	0	2	1	0	1	7		
05	SWOPSHIRE, Janna	g	1-2	0-0	0-0	0	0	0	2	2	0	0	0	0	7		
10	DOROW, Macie	g	0-1	0-1	0-0	0	1	1	0	0	0	1	0	0	7		
15	HOWARD, Sydney	g	0-0	0-0	0-0	0	0	0	0	0	1	2	0	1	11		
40	YOUNG, Avyanna	g	0-0	0-0	2-2	1	0	1	1	2	0	0	0	0	8		
41	SWAN, Jordyn	g	0-1	0-1	0-0	0	0	0	0	0	0	0	0	0	3		
54	PRINCE, Jessica	g	3-5	0-0	0-0	2	4	6	2	6	0	2	1	0	14		
Team			1	2	3						1						
Totals			19-52	6-23	5-7	15	20	35	16	49	12	17	2	5	200		

FG % 1st Half: 10-23 43.5% 2nd half: 9-29 31.0% Game: 19-52 36.5% Deadball Rebounds 0
3FG % 1st Half: 5-11 45.5% 2nd half: 1-12 8.3% Game: 6-23 26.1%
FT % 1st Half: 3-4 75.0% 2nd half: 2-3 66.7% Game: 5-7 71.4%

Green Bay 64 • 19-2 (9-0)

#	Player	Total			3-Ptr			Rebounds			PF	TP	A	TO	Blk	Stl	Min
		FG-FGA	FG-FGA	FT-FTA	Off	Def	Tot	Off	Def	Tot							
22	BAUER, Lydia	f	4-10	4-5	2-2	4	1	5	0	14	1	1	0	0	32		
45	SENSION, Stephanie	f	7-11	0-0	0-0	0	3	3	3	14	0	0	1	0	18		
13	RITCHIE, Adrian	g	4-8	1-3	0-0	3	4	7	2	9	2	1	1	1	26		
14	LUKAN, Megan	g	1-3	0-1	1-2	1	5	6	1	3	5	1	0	4	37		
40	EICHLER, Sarah	g	4-10	2-4	1-1	3	2	5	4	11	7	7	2	3	33		
00	BARNETT, Brionna	g	0-1	0-0	0-0	0	0	0	0	0	0	0	0	0	2		
03	RANGER, Breannah	g	3-10	0-0	0-0	1	2	3	1	6	1	2	1	0	21		
12	THOMAS, Taylor	g	0-1	0-0	0-0	1	1	2	0	0	0	0	0	0	2		
20	ZASTROW, Sam	g	0-1	0-0	1-2	0	0	0	0	1	0	0	0	0	3		
21	EDISON, Ellen	g	0-0	0-0	0-0	0	0	0	1	0	0	0	0	0	1		
25	GILBERTSON, Jenny	g	1-5	1-4	3-4	3	0	3	0	6	2	1	0	1	25		
Team			1	2	3						1						
Totals			24-60	8-17	8-11	17	20	37	12	64	18	14	5	9	200		

FG % 1st Half: 10-32 31.3% 2nd half: 14-28 50.0% Game: 24-60 40.0% Deadball Rebounds 2
3FG % 1st Half: 3-9 33.3% 2nd half: 5-8 62.5% Game: 8-17 47.1%
FT % 1st Half: 7-9 77.8% 2nd half: 1-2 50.0% Game: 8-11 72.7%

Officials: TIM DALEY, KEVIN DILLARD, JODI DUFFE
Technical fouls: UWM-RODRIGUEZ, Angela; SWOPSHIRE, Janna. Green Bay-None.
Attendance: 3367
WBB 0209

Score by periods	1st	2nd	Total	In	Off	2nd	Fast	Bench
UWM	28	21	49	18	5	12	0	10
Green Bay	30	34	64	32	20	11	4	13

Last FG - UWM 2nd-00:42, GB 2nd-02:42. Score tied - 4 times.
Largest lead - UWM by 3 1st-11:11, GB by 22 2nd-02:42. Lead changed - 2 times.

Green Bay 64, Milwaukee 49

Phoenix Defeats Rival on Alumni Day

The Phoenix kicked off a four-game homestand with a win over rival Milwaukee, the 16th straight win over the Panthers dating back to the 2006-07 season. Milwaukee's Emily Decorah hit 5-10 from long range, keeping the Green Bay's lead to just two at the half.

Both Lydia Bauer and Stephanie Sension had 14 points, including a 4-5 performance from long range by Bauer. Fellow senior Sarah Eichler finished with 11 points, leaving her just 10 shy of 1,000 for her career. Eichler also had seven assists, just one shy of her career high set on Feb. 2 against UIC.

Official Basketball Box Score -- Game Totals -- Final Statistics Cleveland State vs Green Bay 02/14/13 7 PM at GREEN BAY, WIS. (KRESS CENTER)

Cleveland State 51 • 12-12 (4-7)

#	Player	Total			3-Ptr			Rebounds			PF	TP	A	TO	Blk	Stl	Min
		FG-FGA	FG-FGA	FT-FTA	Off	Def	Tot	Off	Def	Tot							
01	GORDON, Imani	f	2-6	0-0	1-2	2	1	3	5	5	1	3	0	0	33		
20	WINTON, Shalonda	f	6-19	0-5	9-10	4	7	11	1	21	4	5	2	0	40		
15	COLEMAN, Cori	g	7-15	2-6	1-2	5	0	5	4	17	0	5	0	3	40		
21	GREEN, Kiersten	g	0-2	0-0	2-2	1	1	2	5	2	4	5	0	2	24		
30	KING, Honesty	g	2-5	2-5	0-0	0	2	2	3	6	2	3	0	0	34		
04	AIDEYMAN, Adesuwa	g	0-1	0-1	0-0	0	0	0	0	0	1	0	0	0	5		
05	MITCHELL, Allison	g	0-0	0-0	0-0	0	0	0	0	0	0	0	0	0	1		
14	MONTGOMERY, Kaila	g	0-0	0-0	0-0	0	0	0	1	0	0	0	0	0	4		
40	SCHMITT, Haley	g	0-6	0-1	0-0	1	0	1	2	0	0	0	0	2	19		
Team			3	3	6												
Totals			17-54	4-18	13-16	16	14	30	21	51	12	21	2	7	200		

FG % 1st Half: 10-33 30.3% 2nd half: 7-21 33.3% Game: 17-54 31.5% Deadball Rebounds 0
3FG % 1st Half: 2-8 25.0% 2nd half: 2-10 20.0% Game: 4-18 22.2%
FT % 1st Half: 2-2 100.0 2nd half: 11-14 78.6% Game: 13-16 81.3%

Green Bay 88 • 20-2 (10-0)

#	Player	Total			3-Ptr			Rebounds			PF	TP	A	TO	Blk	Stl	Min
		FG-FGA	FG-FGA	FT-FTA	Off	Def	Tot	Off	Def	Tot							
43	EICHLER, Sarah	f	7-11	0-2	0-2	2	2	4	2	14	6	1	0	2	30		
45	SENSION, Stephanie	f	4-9	0-0	1-2	2	3	5	3	9	2	2	0	1	17		
13	RITCHIE, Adrian	g	4-7	3-5	1-2	2	6	8	2	12	6	0	0	4	32		
14	LUKAN, Megan	g	1-3	0-2	2-2	0	0	0	4	4	5	0	0	0	15		
22	BAUER, Lydia	g	4-9	2-6	2-2	1	5	6	2	12	1	1	1	0	29		
00	BARNETT, Brionna	g	5-6	3-4	0-0	0	3	3	0	13	0	0	0	0	12		
03	RANGER, Breannah	g	4-6	0-0	3-5	4	2	6	1	11	1	1	0	3	22		
12	THOMAS, Taylor	g	0-1	0-1	0-0	0	0	0	1	0	0	0	0	1	4		
20	ZASTROW, Sam	g	0-2	0-0	1-2	0	0	0	0	1	0	3	0	0	10		
21	EDISON, Ellen	g	0-2	0-1	0-0	1	0	1	0	0	0	0	0	0	3		
25	GILBERTSON, Jenny	g	3-3	1-1	5-6	1	2	3	1	12	0	3	0	0	26		
Team			2	2	4												
Totals			32-59	9-22	15-23	15	25	40	16	88	21	11	1	11	200		

FG % 1st Half: 15-25 60.0% 2nd half: 17-34 50.0% Game: 32-59 54.2% Deadball Rebounds 5
3FG % 1st Half: 5-10 50.0% 2nd half: 4-12 33.3% Game: 9-22 40.9%
FT % 1st Half: 2-5 40.0% 2nd half: 13-18 72.2% Game: 15-23 65.2%

Officials: BECKY BLANK, DAVID PETERSON, MARY TOBERMAN
Technical fouls: Cleveland State-None. Green Bay-None.
Attendance: 2056

Score by periods	1st	2nd	Total	In	Off	2nd	Fast	Bench
Cleveland State	24	27	51	24	12	12	2	0
Green Bay	37	51	88	40	24	21	4	37

Last FG - CSU 2nd-01:55, GB 2nd-00:11. Score tied - 1 time.
Largest lead - CSU None, GB by 37 2nd-00:11. Lead changed - 0 times.

Green Bay 88, Cleveland State 51

Eichler Has a Date With the 1,000-Point Club

Led by senior Sarah Eichler with 14 points, Green Bay extended its winning streak to 15 games. Eichler had a historic Valentine's Day as she became the 31st member of the Green Bay women's basketball 1,000-point club.

Just two weeks after losing her grandfather to a battle with cancer, freshman Brionna Barnett also had a career night, putting up 13 points on 5-6 shooting with a 3-4 mark from long range.

After trailing the Vikings by 10 at halftime in the first meeting this season, Green Bay never trailed in the game and led by as many as 37 points.

2012-13 Green Bay Women's Basketball Final Box Scores

Official Basketball Box Score -- Game Totals -- Final Statistics
Youngstown State vs Green Bay
02/16/13 2 PM at GREEN BAY, WIS. (KRESS CENTER)

Youngstown State 46 • 17-6, 7-3

#	Player	Total			3-Ptr			Rebounds			PF	TP	A	TO	Blk	Stl	Min
		FG-FGA	FG-FGA	FT-FTA	FG-FGA	FG-FGA	FT-FTA	Off	Def	Tot							
14	FLAGG, Karen	f	0-5	0-2	4-7	1	6	7	1	4	2	1	1	3	32		
42	BROWN, Brandi	f	7-11	4-6	2-2	1	5	6	4	20	0	6	0	1	27		
04	DAVIS, Shar'Rae	g	4-11	0-4	2-7	0	1	1	4	10	2	3	0	0	33		
21	HORNBERGER, Liz	g	3-8	2-7	3-4	0	2	2	4	11	1	1	0	1	29		
23	THOMPSON, Melissa	g	0-2	0-1	0-0	0	2	2	3	0	0	0	0	2	27		
05	BARGER, Amanda		0-0	0-0	0-1	0	0	0	1	0	0	0	1	0	12		
15	SCHLEGEL, Heidi		0-6	0-0	0-0	3	3	6	2	0	2	0	2	0	23		
24	TOUVELLE, Monica		0-1	0-1	1-2	0	1	1	1	1	0	0	0	0	17		
Team						1	2	3			1						
Totals			14-44	6-21	12-23	6	22	28	20	46	5	14	2	8	200		

FG % 1st Half: 7-22 31.8% 2nd half: 7-22 31.8% Game: 14-44 31.8% Deadball Rebounds 4
 3FG % 1st Half: 3-9 33.3% 2nd half: 3-12 25.0% Game: 6-21 28.6%
 FT % 1st Half: 8-14 57.1% 2nd half: 4-9 44.4% Game: 12-23 52.2%

Green Bay 60 • 21-2, 11-0

#	Player	Total			3-Ptr			Rebounds			PF	TP	A	TO	Blk	Stl	Min
		FG-FGA	FG-FGA	FT-FTA	FG-FGA	FG-FGA	FT-FTA	Off	Def	Tot							
43	EICHLER, Sarah	f	7-10	1-1	0-1	0	2	2	3	15	2	1	0	0	25		
45	SENSON, Stephanie	f	3-5	0-0	3-5	2	2	4	5	9	1	1	0	1	19		
13	RITCHIE, Adrian	g	4-11	3-8	0-0	1	8	9	3	11	2	4	3	2	40-		
14	LUKAN, Megan	g	0-1	0-0	4-5	0	2	2	4	4	9	2	0	0	31		
22	BAUER, Lydia	g	3-6	3-5	0-1	0	5	5	3	9	1	6	0	0	32		
00	BARNETT, Brionna		0-1	0-1	0-0	0	0	0	1	0	0	0	0	0	9		
03	RANGER, Breannah		3-8	0-0	0-0	5	6	11	1	6	0	1	0	1	21		
20	ZASTROW, Sam		0-2	0-0	1-2	1	1	2	0	1	0	0	0	0	5		
25	GILBERTSON, Jenny		2-5	1-4	0-0	0	2	2	2	5	4	2	0	0	18		
Team						1	3	4									
Totals			22-49	8-19	8-14	10	31	41	22	60	19	17	3	4	200		

FG % 1st Half: 10-21 47.6% 2nd half: 12-28 42.9% Game: 22-49 44.9% Deadball Rebounds 1
 3FG % 1st Half: 5-10 50.0% 2nd half: 3-9 33.3% Game: 8-19 42.1%
 FT % 1st Half: 5-7 71.4% 2nd half: 3-7 42.9% Game: 8-14 57.1%

Officials: KENT OTTE, SCOTT DOBERSTEIN, KATIE LUKANICH
 Technical fouls: Youngstown State-None. Green Bay-TEAM.
 Attendance: 3388

Score by periods				1st	2nd	Total	Points	In	Off	2nd	Fast	Bench
Youngstown State	Green Bay	Y	GB									
25	21	46	10	9	2	0	4	12				
30	30	60	18	14	4	4	12					

Last FG - YSU 2nd-04:58, GB 2nd-03:37. Score tied - 0 times.
 Largest lead - YSU by 1 1st-17:24, GB by 18 2nd-06:44. Lead changed - 6 times.

Green Bay 60, Youngstown St. 46

Phoenix Wins Battle of Horizon League's Best

In a showdown between the first-place Phoenix and second-place Penguins, Green Bay won a physical battle with Youngstown State to improve to 11-0 in Horizon League play and secure a three-and-a-half game lead over all teams in the conference.

Sarah Eichler hit seven of 10 shots on the day, finishing with a team-high 15 points while Adrian Ritchie added 11 points, nine rebounds and a team season-high three blocks. Megan Lukan had nine assists, breaking her previous career high of eight.

Official Basketball Box Score -- Game Totals -- Final Statistics
Valparaiso vs Green Bay
02/23/13 2 PM at GREEN BAY, WIS. (KRESS CENTER)

Valparaiso 38 • 9-16 (4-8)

#	Player	Total			3-Ptr			Rebounds			PF	TP	A	TO	Blk	Stl	Min
		FG-FGA	FG-FGA	FT-FTA	FG-FGA	FG-FGA	FT-FTA	Off	Def	Tot							
14	GERARDOT, Tabitha	f	1-6	0-0	0-0	2	3	5	3	2	1	3	0	0	20		
31	LANGE, Gina	f	1-3	0-0	3-4	2	3	5	2	5	1	1	0	2	25		
03	SCOTT, Shaquira	g	2-9	1-3	4-6	1	6	7	3	9	0	5	2	2	27		
12	RICHARDS, Laura	g	0-2	0-1	0-0	1	1	2	1	0	0	0	0	0	16		
23	RICHARDSON, Charae	g	1-8	1-3	2-3	0	3	3	3	5	0	4	0	0	28		
00	CARR, Jessica		1-6	0-3	5-6	0	2	2	4	7	1	1	0	0	20		
05	DEAN, Abby		0-0	0-0	0-0	0	0	0	0	0	0	1	0	0	4		
01	MILLER, Abby		1-4	0-2	0-0	1	0	1	1	2	0	2	0	0	11		
21	MILLER, Lexi		1-4	0-1	0-0	1	4	5	0	2	0	0	1	0	18		
25	HORTON, Liz		1-4	0-0	0-0	1	1	2	0	4	0	1	0	0	15		
23	JANSONE, Ieva		2-6	0-0	0-0	0	1	1	0	4	0	1	0	0	15		
44	WIEDEMANN, Jessi		1-4	0-2	0-0	0	1	1	1	2	2	0	0	0	16		
Team						2	1	3									
Totals			11-52	2-15	14-19	11	25	36	18	38	5	18	3	4	200		

FG % 1st Half: 3-29 10.3% 2nd half: 8-23 34.8% Game: 11-52 21.2% Deadball Rebounds 2
 3FG % 1st Half: 0-7 0.0% 2nd half: 2-8 25.0% Game: 2-15 13.3%
 FT % 1st Half: 7-8 87.5% 2nd half: 7-11 63.6% Game: 14-19 73.7%

Green Bay 80 • 22-2 (12-0)

#	Player	Total			3-Ptr			Rebounds			PF	TP	A	TO	Blk	Stl	Min
		FG-FGA	FG-FGA	FT-FTA	FG-FGA	FG-FGA	FT-FTA	Off	Def	Tot							
43	EICHLER, Sarah	f	5-11	0-3	3-3	1	1	2	2	13	4	2	1	2	27		
45	SENSON, Stephanie	f	4-5	0-0	0-0	2	1	3	2	8	2	0	1	0	16		
13	RITCHIE, Adrian	g	2-6	1-4	0-0	0	1	1	1	5	3	0	1	3	28		
14	LUKAN, Megan	g	8-13	4-8	2-2	1	2	3	1	22	4	0	0	1	27		
22	BAUER, Lydia	g	2-5	0-2	0-0	0	6	6	2	4	2	0	1	1	29		
00	BARNETT, Brionna		1-5	1-3	0-0	0	2	2	0	3	0	1	0	0	13		
03	RANGER, Breannah		5-8	0-0	1-2	1	9	10	1	11	1	2	0	0	24		
12	THOMAS, Taylor		1-4	0-1	2-2	1	3	4	4	4	0	0	0	1	13		
20	ZASTROW, Sam		1-2	0-1	3-3	0	0	0	0	5	0	0	0	0	5		
21	EDISON, Ellen		0-1	0-1	2-2	0	1	1	1	2	2	0	0	0	4		
25	GILBERTSON, Jenny		1-2	1-1	0-0	0	2	2	3	3	2	3	0	1	14		
Team						2	4	6			1						
Totals			30-62	7-24	13-14	8	32	40	17	80	20	9	4	9	200		

FG % 1st Half: 16-33 48.5% 2nd half: 14-29 48.3% Game: 30-62 48.4% Deadball Rebounds 1
 3FG % 1st Half: 3-14 21.4% 2nd half: 4-10 40.0% Game: 7-24 29.2%
 FT % 1st Half: 4-4 100.0 2nd half: 9-10 90.0% Game: 13-14 92.9%

Officials: JEFF CROSS, DAVID PETERSON, ANNE NEHRING
 Technical fouls: Valparaiso-None. Green Bay-None.
 Attendance: 3567

Score by periods				1st	2nd	Total	Points	In	Off	2nd	Fast	Bench
Valparaiso	Green Bay	V	GB									
13	25	38	16	3	6	0	17					
39	41	80	42	24	10	4	28					

Last FG - VALPO 2nd-00:44, GB 2nd-01:00. Score tied - 0 times.
 Largest lead - VALPO None, GB by 42 2nd-01:00. Lead changed - 0 times.

Green Bay 80, Valparaiso 38

15 Straight Conference Championships

Green Bay closed out a four-game homestand with a dominating 80-38 victory over Valparaiso, holding the Crusaders to an opponent season-low 21.2 percent from the field. The Phoenix was led by Megan Lukan, who scored a career-high 22 points on a 4-8 effort from downtown after entering the game with just six three's this season.

With a Youngstown State loss earlier that day and the win, Green Bay claimed at least a share of a 15th consecutive regular season Horizon League Championship—continuing the longest active streak for consecutive conference championships in NCAA Division I women's basketball.

2012-13 Green Bay Women's Basketball Final Box Scores

Official Basketball Box Score -- Game Totals -- Final Statistics Green Bay vs DETROIT 02/28/13 7:00 p.m. at Calihan Hall (Detroit, Mich.)

Green Bay 71 • 23-2 (13-0 HL)

#	Player	Total			3-Ptr			Rebounds			PF	TP	A	TO	Blk	Stl	Min
		FG-FGA	FG-FGA	FT-FTA	Off	Def	Tot	Off	Def	Tot							
22	BAUER, Lydia	f	3-11	3-10	0-1	1	3	4	2	9	1	1	0	1	38		
43	EICHLER, Sarah	f	4-6	4-4	0-0	0	3	3	4	12	6	3	0	0	36		
45	SENSION, Stephanie	f	5-7	0-2	4-4	1	4	5	4	14	1	4	1	0	20		
13	RITCHIE, Adrian	g	2-6	1-5	3-4	2	1	3	3	8	2	2	1	3	38		
14	LUKAN, Megan	g	7-17	6-13	0-0	1	2	3	1	20	5	2	1	1	37		
03	RANGER, Breannah	g	2-5	0-0	1-1	4	2	6	1	5	1	0	0	0	19		
25	GILBERTSON, Jenny	g	1-2	1-2	0-0	0	0	0	0	3	2	2	0	1	12		
Team						1	2	3									
Totals			24-54	15-36	8-10	10	17	27	15	71	18	14	3	6	200		

FG % 1st Half: 9-27 33.3% 2nd half: 15-27 55.6% Game: 24-54 44.4%
 3FG % 1st Half: 6-20 30.0% 2nd half: 9-16 56.3% Game: 15-36 41.7%
 FT % 1st Half: 4-4 100.0% 2nd half: 4-6 66.7% Game: 8-10 80.0%

Deadball
Rebounds
1,3

DETROIT 63 • 14-11 (7-6 HL)

#	Player	Total			3-Ptr			Rebounds			PF	TP	A	TO	Blk	Stl	Min
		FG-FGA	FG-FGA	FT-FTA	Off	Def	Tot	Off	Def	Tot							
20	HATTER, Megan	f	1-2	0-1	2-2	0	1	1	1	4	0	1	0	0	12		
23	SHEARER, Senee	f	4-8	3-5	4-5	0	3	3	1	15	2	1	0	0	38		
24	BROWN, Shareta	f	2-4	0-0	5-8	2	5	7	5	9	2	3	0	1	29		
11	REYNOLDS, Rosanna	g	2-7	1-5	0-0	3	5	8	1	5	3	1	0	1	40		
12	FAMBRO, Demeisha	g	4-12	1-6	0-2	0	4	4	4	9	5	2	0	4	27		
21	MATTESON, Audrey	g	0-0	0-0	2-2	0	0	0	2	2	1	0	0	0	8		
25	SHAYOK, Yar	g	5-7	0-0	0-0	2	3	5	1	10	2	3	1	0	31		
33	LAVITA-STEPHENS, De	g	3-5	2-3	1-2	0	0	0	0	9	0	1	0	1	15		
Team						0	0	0									
Totals			21-45	7-20	14-21	7	21	28	15	63	15	12	1	7	200		

FG % 1st Half: 10-22 45.5% 2nd half: 11-23 47.8% Game: 21-45 46.7%
 3FG % 1st Half: 4-11 36.4% 2nd half: 3-9 33.3% Game: 7-20 35.0%
 FT % 1st Half: 3-6 50.0% 2nd half: 11-15 73.3% Game: 14-21 66.7%

Deadball
Rebounds
4

Officials: Matt Balster, Zachary Klein, Nichole Tilma
 Technical fouls: Green Bay-None. DETROIT-None.
 Attendance: 233

Score by periods	1st	2nd	Total
Green Bay	28	43	71
DETROIT	27	36	63

	Points	In Paint	Off T/O	2nd Chance	Fast Break	Bench
GB	16	19	14	4	8	8
DETROIT	20	17	11	4	21	21

Last FG - GB 2nd-00:39, DETROIT 2nd-01:24.
 Largest lead - GB by 12 2nd-04:24, DETROIT by 1 2nd-10:17.

Score tied - 4 times.
 Lead changed - 6 times.

Green Bay 71, at Detroit 63 Phoenix Becomes Outright Conference Champs

Green Bay claimed the 2012-13 Horizon League regular season title outright with a 71-63 victory at Detroit on Feb. 28 in a three-point shootout.

Paced by Megan Lukan's 6-13 effort from downtown, Green Bay shot 15-36 from long range—good for a 41.7 percent mark. The Phoenix's 15 three-point field goals tied for the second-most in a game in program history while 36 attempts tied for third.

For the second time this season, Green Bay held Detroit's dominant post threat Shareta Brown to single digits. Brown scored just nine points before fouling out after 29 minutes.

Official Basketball Box Score -- Game Totals -- Final Statistics Green Bay vs UIC 3-2-13 7 p.m. CT at Chicago, Ill. (UIC Pavilion)

Green Bay 67 • 24-2, 14-0

#	Player	Total			3-Ptr			Rebounds			PF	TP	A	TO	Blk	Stl	Min
		FG-FGA	FG-FGA	FT-FTA	Off	Def	Tot	Off	Def	Tot							
22	BAUER, Lydia	f	5-9	1-2	2-2	0	3	3	2	13	0	3	0	1	30		
43	EICHLER, Sarah	f	6-8	3-5	1-1	0	5	5	2	16	5	2	0	2	28		
45	SENSION, Stephanie	f	2-4	0-0	2-5	0	4	4	3	6	3	1	0	0	14		
13	RITCHIE, Adrian	g	3-10	2-6	2-2	0	5	5	1	10	6	3	0	1	28		
14	LUKAN, Megan	g	3-7	2-6	0-0	1	3	4	1	8	4	1	0	1	28		
00	BARNETT, Brianna	g	0-0	0-0	0-0	0	1	1	1	0	1	1	0	0	15		
03	RANGER, Breannah	g	4-6	0-0	0-0	2	7	9	1	8	2	1	0	2	23		
12	THOMAS, Taylor	g	0-2	0-1	2-2	1	0	1	1	2	0	1	0	0	6		
20	ZASTROW, Sam	g	0-0	0-0	0-0	0	1	1	1	0	0	1	0	0	4		
21	EDISON, Ellen	g	0-1	0-1	1-2	0	0	0	0	1	0	0	0	0	3		
25	GILBERTSON, Jenny	g	1-5	0-1	1-1	0	2	2	3	3	1	3	1	0	21		
Team						5	2	7									
Totals			24-52	8-22	11-15	9	33	42	16	67	22	18	1	7	200		

FG % 1st Half: 16-29 55.2% 2nd half: 8-23 34.8% Game: 24-52 46.2%
 3FG % 1st Half: 6-12 50.0% 2nd half: 2-10 20.0% Game: 8-22 36.4%
 FT % 1st Half: 4-4 100.0% 2nd half: 7-11 63.6% Game: 11-15 73.3%

Deadball
Rebounds
2

UIC 36 • 9-18, 5-9

#	Player	Total			3-Ptr			Rebounds			PF	TP	A	TO	Blk	Stl	Min
		FG-FGA	FG-FGA	FT-FTA	Off	Def	Tot	Off	Def	Tot							
34	Heidi Dahnke	f	0-0	0-0	1-2	1	4	5	2	1	1	2	2	2	24		
35	Katie Hannemann	c	4-9	0-0	0-2	3	5	8	2	8	1	3	2	1	33		
10	Terri Bender	g	0-10	0-3	2-3	1	0	1	3	2	2	3	0	1	24		
4	Rachel Story	g	3-12	0-2	0-0	0	2	2	2	6	0	1	1	0	33		
45	Gisselle Truiett	g	1-6	0-1	2-4	2	2	4	4	4	3	4	0	1	35		
22	Imani Moore	g	1-1	1-1	0-0	0	1	1	1	3	0	1	0	1	5		
23	Emily Kobel	g	0-6	0-5	0-0	0	0	0	1	0	1	1	0	1	13		
24	Marissa Grossfeld	g	1-2	0-0	2-2	1	1	2	1	4	0	2	0	2	11		
40	Megan Wallace	g	4-9	0-0	0-1	2	3	5	1	8	1	1	0	2	22		
Team						3	2	5									
Totals			14-55	1-12	7-14	13	20	33	17	36	9	18	5	11	200		

FG % 1st Half: 8-28 28.6% 2nd half: 6-27 22.2% Game: 14-55 25.5%
 3FG % 1st Half: 0-8 0.0% 2nd half: 1-4 25.0% Game: 1-12 8.3%
 FT % 1st Half: 0-2 0.0% 2nd half: 7-12 58.3% Game: 7-14 50.0%

Deadball
Rebounds
3,1

Officials: David Stewart, Kevin Dillard, Jodi Duffe
 Technical fouls: Green Bay-None. UIC-None.
 Attendance: 312

Score by periods	1st	2nd	Total
Green Bay	42	25	67
UIC	16	20	36

	Points	In Paint	Off T/O	2nd Chance	Fast Break	Bench
GB	32	18	15	2	14	14
UIC	14	7	8	2	15	15

Last FG - GB 2nd-05:58, UIC 2nd-00:29.
 Largest lead - GB by 36 2nd-02:56, UIC None.

Score tied - 0 times.
 Lead changed - 0 times.

Green Bay 67, at UIC 36 Defense Dominates as Phoenix Rises Through Flames

Green Bay extended its winning streak to 19 games—tied for the fourth-longest regular season winning streak in program history—with a 67-36 victory at UIC to close out a two-game roadswing.

The Phoenix jumped out to a quick 15-0 lead as the Flames missed their first 10 shots of the game. A 9-0 run late in the half granted the visiting team a 42-16 halftime advantage.

The second half was slow-going for both sides, but a 7-2 run over a four-minute stretch to close the contest gave the Phoenix the 67-36 win.

Sarah Eichler led the way with 16 points on 6-8 shooting while Lydia Bauer added 13. Adrian Ritchie chipped in 10 points and six assists, and Chicagoland native Breannah Ranger had eight points and a game-high nine boards.

2012-13 Green Bay Women's Basketball Final Box Scores

Official Basketball Box Score -- Game Totals -- Final Statistics Loyola Chicago vs Green Bay 03/07/13 7:00 PM at GREEN BAY, WIS. (KRESS CENTER)

Loyola Chicago 37 • 14-14 (9-6)

##	Player	FG-FGA	3-Ptr	FT-FTA	Rebounds			PF	TP	A	TO	Blk	Stl	Min	
					FG-FGA	3-Ptr	FT-FTA								Off
04	LAW, Simone	f	4-13	0-0	1-1	4	5	9	3	9	0	2	0	0	30
21	HAMBRIC, Troy	f	2-2	0-0	1-2	1	4	5	0	5	0	1	0	2	18
05	ALBANO, Monica	g	0-4	0-3	0-0	0	0	0	1	0	1	2	0	0	31
24	BEAVERS, Ayrealle	g	0-4	0-2	0-0	0	3	3	3	0	4	5	0	1	33
25	JOHNSON, Taylor	g	2-5	0-0	2-2	0	3	3	4	6	2	3	0	2	25
12	FAUGHT, Katie	g	2-3	2-3	0-0	0	1	1	0	6	2	1	0	0	17
13	HIBBARD, Lauren	g	1-1	0-0	0-0	1	0	1	1	2	0	0	0	0	5
14	THOMAS, Erin	g	0-2	0-1	0-0	1	1	2	0	0	1	1	0	0	4
15	CROSBY, Molly	g	1-2	0-0	0-1	2	0	2	2	2	0	0	0	0	6
23	SMITH, Becca	g	0-3	0-3	0-0	1	1	2	0	0	1	2	0	0	6
34	SKUBE, Abby	g	3-11	1-6	0-0	0	2	2	0	7	0	0	2	0	21
42	MICEK, Gabby	g	0-1	0-0	0-0	0	0	0	0	0	1	0	0	0	4
	Team					0	3	3			4				
	Totals		15-51	3-18	4-6	10	23	33	14	37	12	21	2	5	200

FG % 1st Half: 6-23 26.1% 2nd half: 9-28 32.1% Game: 15-51 29.4%
3FG % 1st Half: 0-8 0.0% 2nd half: 3-10 30.0% Game: 3-18 16.7%
FT % 1st Half: 2-3 66.7% 2nd half: 2-3 66.7% Game: 4-6 66.7%

Green Bay 63 • 25-2 (15-0)

##	Player	FG-FGA	3-Ptr	FT-FTA	Rebounds			PF	TP	A	TO	Blk	Stl	Min	
					FG-FGA	3-Ptr	FT-FTA								Off
43	EICHLER, Sarah	f	0-4	0-2	0-0	0	2	2	2	0	7	2	0	1	26
45	SENSION, Stephanie	f	3-5	0-0	0-2	1	1	2	1	6	1	2	0	1	18
13	RITCHIE, Adrian	g	5-11	3-6	4-4	0	6	6	1	17	2	2	0	2	31
14	LUKAN, Megan	g	5-10	3-6	6-6	2	2	4	2	19	4	4	0	1	33
22	BAUER, Lydia	g	2-7	0-5	1-1	1	5	6	0	5	2	0	0	2	29
00	BARNETT, Brionna	g	0-0	0-0	0-0	0	0	0	0	0	1	2	0	0	7
03	RANGER, Breannah	g	2-4	0-0	0-2	2	2	4	1	4	1	1	0	2	19
12	THOMAS, Taylor	g	0-0	0-0	0-0	0	0	0	1	0	1	0	0	0	4
20	ZASTROW, Sam	g	0-1	0-0	0-0	0	0	0	0	0	0	0	0	1	4
21	EDISON, Ellen	g	1-1	1-1	0-0	0	0	0	0	3	0	1	0	0	4
25	GILBERTSON, Jenny	g	3-5	3-4	0-0	1	6	7	5	9	1	0	2	0	25
	Team					0	3	3			2				
	Totals		21-48	10-24	11-15	7	27	34	13	63	20	16	2	10	200

FG % 1st Half: 8-27 29.6% 2nd half: 13-21 61.9% Game: 21-48 43.8%
3FG % 1st Half: 3-13 23.1% 2nd half: 7-11 63.6% Game: 10-24 41.7%
FT % 1st Half: 8-9 88.9% 2nd half: 3-6 50.0% Game: 11-15 73.3%

Officials: BECKY BLANK, MARK REPINSKI, KENT OTTE
Technical fouls: Loyola Chicago-None. Green Bay-None.
Attendance: 2412

Score by periods	1st	2nd	Total
Loyola Chicago	14	23	37
Green Bay	27	36	63

	Points	In Paint	Off T/O	2nd Chance	Fast Break	Bench
LUC	22	12	6	0	17	17
GB	22	25	10	2	16	16

Last FG - LUC 2nd-00:46, GB 2nd-00:28.
Largest lead - LUC by 2 1st-19:17, GB by 27 2nd-15:57.

Score tied - 1 time.
Lead changed - 3 times.

Green Bay 63, Loyola 37 Green Bay Snaps Ramblers' 7-Game Winning Streak

In the regular season home finale, Green Bay downed Loyola 63-37 to finish the year with a perfect 13-0 mark at the Kress Center. The offense came in spurts for both teams, but runs of 11-0 in the first half and 17-1 in the second helped the Phoenix put the game out of reach.

Loyola entered the contest averaging 11.6 turnovers per game, good for the nation's second-best mark. but Green Bay was able to force 11 in the first half alone and 21 overall. The Ramblers missed their first nine shots from long range, while Megan Lukan missed their first nine shots from long range, while Megan Lukan missed their first nine shots from downtown and finished with a game-high 19 points.

The win marked the second-straight game an opponent failed to have a player in double figures, while also marking the seventh time this season the Phoenix held an opponent under 40 points.

Official Basketball Box Score -- Game Totals -- Final Statistics Green Bay vs Milwaukee 03/09/13 2 p.m. at Milwaukee, Wis. (Klotts Center)

Green Bay 80 • 26-2, 16-0 HL

##	Player	FG-FGA	3-Ptr	FT-FTA	Rebounds			PF	TP	A	TO	Blk	Stl	Min	
					FG-FGA	3-Ptr	FT-FTA								Off
22	BAUER, Lydia	f	7-13	6-9	2-2	0	5	5	0	22	3	0	0	4	32
43	EICHLER, Sarah	f	1-5	0-1	1-2	0	2	2	2	3	6	0	0	1	23
45	SENSION, Stephanie	f	5-7	0-0	1-4	1	1	2	2	11	0	2	1	1	18
13	RITCHIE, Adrian	g	5-10	5-6	4-4	1	6	7	1	19	4	1	1	1	31
14	LUKAN, Megan	g	0-2	0-1	3-4	1	0	1	1	3	5	2	0	1	30
00	BARNETT, Brionna	g	0-1	0-0	0-2	0	0	0	0	0	0	0	0	0	3
03	RANGER, Breannah	g	2-4	0-0	6-6	1	2	3	3	10	0	2	0	2	22
12	THOMAS, Taylor	g	1-1	0-0	2-2	0	1	1	1	4	0	3	0	0	6
20	ZASTROW, Sam	g	1-2	0-0	0-0	0	2	2	1	2	2	0	0	1	12
21	EDISON, Ellen	g	0-0	0-0	0-0	1	0	1	1	0	0	0	0	0	3
25	GILBERTSON, Jenny	g	1-3	1-3	3-4	1	2	3	2	6	0	1	2	2	20
	Team					1	1	2							
	Totals		23-48	12-20	22-30	7	22	29	14	80	20	11	4	13	200

FG % 1st Half: 14-27 51.9% 2nd half: 9-21 42.9% Game: 23-48 47.9%
3FG % 1st Half: 9-13 69.2% 2nd half: 3-7 42.9% Game: 12-20 60.0%
FT % 1st Half: 4-8 50.0% 2nd half: 18-22 81.8% Game: 22-30 73.3%

Milwaukee 56 • 9-19, 5-11 HL

##	Player	FG-FGA	3-Ptr	FT-FTA	Rebounds			PF	TP	A	TO	Blk	Stl	Min	
					FG-FGA	3-Ptr	FT-FTA								Off
04	GREEN, Ashley	f	9-17	2-5	0-0	2	4	6	2	20	1	3	0	2	29
20	TUCKER, Sami	f	4-11	1-4	0-0	3	6	9	1	9	0	0	0	0	33
03	DECORAH, Emily	g	3-12	3-9	0-0	1	0	1	4	9	2	2	0	2	30
12	THEUT, Sammy	g	1-4	1-1	0-0	5	2	7	3	3	5	4	0	1	30
23	RODRIGUEZ, Angela	g	3-9	1-6	0-0	1	0	1	2	7	1	5	0	0	26
02	CHANDLER, Kimee	g	0-0	0-0	0-0	0	0	0	0	2	0	2	0	0	11
05	SWOPSHIRE, Janna	g	1-3	0-0	1-4	2	2	4	2	3	1	2	0	0	14
10	DOROW, Macie	g	0-0	0-0	0-0	0	0	0	0	1	0	0	0	0	5
15	HOWARD, Sydney	g	0-2	0-1	0-0	0	1	1	1	0	0	0	0	0	7
40	YOUNG, Avyanna	g	0-2	0-0	5-8	2	2	4	4	5	0	1	0	1	15
	Team					2	4	6							
	Totals		21-60	8-26	6-12	18	21	39	22	56	10	19	0	6	200

FG % 1st Half: 10-34 29.4% 2nd half: 11-26 42.3% Game: 21-60 35.0%
3FG % 1st Half: 5-17 29.4% 2nd half: 3-9 33.3% Game: 8-26 30.8%
FT % 1st Half: 1-2 50.0% 2nd half: 5-10 50.0% Game: 6-12 50.0%

Officials: Steve Matuszewski, Marissa Whaley, Andrew Bills
Technical fouls: Green Bay-None. Milwaukee-None.
Attendance: 1208

Score by periods	1st	2nd	Total
Green Bay	41	39	80
Milwaukee	26	30	56

	Points	In Paint	Off T/O	2nd Chance	Fast Break	Bench
GB	18	14	4	0	22	22
UWM	16	8	17	2	8	8

Last FG - GB 2nd-01:28, UWM 2nd-02:55.
Largest lead - GB by 24 2nd-03:25, UWM None.

Score tied - 3 times.
Lead changed - 0 times.

Green Bay 80, at Milwaukee 56 16-0 in Horizon League Play

For the fifth time in the Division I era (1987-88 to present), the Green Bay women's basketball team finished with a perfect slate in conference play following an 80-56 win at Milwaukee to spoil the Panthers' senior day. The Phoenix never trailed and led by as many as 24 in the 17th straight win over Milwaukee.

Green Bay was dialed in from long range, connecting on a season-high 60 percent of attempts from behind the arc. Seniors Lydia Bauer and Adrian Ritchie led the way with 6-9 and 5-6 shooting from long range, respectively. Bauer's six triples tied her career high, while Ritchie's five set a new career-high mark. The Phoenix felt right at home as two fan buses and dozens of other fans made the trip to the Brew City to watch the visiting team pick up its 21st consecutive victory.

2012-13 Green Bay Women's Basketball Final Box Scores

Official Basketball Box Score -- Game Totals -- Final Statistics Valparaiso vs Green Bay 03/13/13 7 PM at GREEN BAY, WIS. (KRESS CENTER)

Valparaiso 59 • 11-20 (5-11)

#	Player	Total		3-Ptr	FT-FTA	Rebounds			PF	TP	A	TO	Blk	Stl	Min
		FG-FGA	FG-FGA			Off	Def	Tot							
14	GERARDOT, Tabitha	f	5-17	1-7	10-10	4	7	11	2	21	0	2	0	2	36
31	LANGE, Gina	f	2-6	0-2	2-3	2	3	5	4	6	1	1	0	1	26
00	CARR, Jessica	g	3-7	2-5	0-0	1	4	5	3	8	2	1	0	0	29
12	RICHARDS, Laura	g	0-5	0-3	4-4	1	2	3	2	4	5	7	0	4	39
23	RICHARDSON, Charae	g	3-6	1-4	2-3	0	5	5	3	9	0	3	0	2	30
05	DEAN, Abby		2-2	0-0	0-0	1	1	2	1	4	0	1	0	0	2
21	MILLER, Lexi		0-0	0-0	0-0	0	0	0	0	0	0	0	0	0	2
25	HORTON, Liz		0-1	0-0	0-0	1	1	2	2	0	0	1	0	0	16
44	WIEDEMANN, Jessi		2-7	2-6	1-2	1	1	2	2	7	1	2	0	0	20
	Team					1	1	2			1				
	Totals		17-51	6-27	19-22	12	25	37	19	59	9	19	0	9	200

FG % 1st Half: 7-23 30.4% 2nd half: 10-28 35.7% Game: 17-51 33.3% Deadball Rebounds 0
3FG % 1st Half: 2-12 16.7% 2nd half: 4-15 26.7% Game: 6-27 22.2%
FT % 1st Half: 6-6 100.0 2nd half: 13-16 81.3% Game: 19-22 86.4%

Green Bay 80 • 27-2 (16-0)

#	Player	Total		3-Ptr	FT-FTA	Rebounds			PF	TP	A	TO	Blk	Stl	Min
		FG-FGA	FG-FGA			Off	Def	Tot							
43	EICHLER, Sarah	f	3-8	3-7	0-2	1	3	4	3	9	11	1	1	1	34
45	SENSION, Stephanie	f	4-6	0-0	1-2	2	5	7	1	9	4	1	0	0	24
13	RITCHIE, Adrian	g	9-17	7-14	2-2	0	4	4	3	27	1	2	0	2	30
14	LUKAN, Megan	g	0-3	0-2	0-2	0	2	2	2	0	3	3	0	2	31
22	BAUER, Lydia	g	5-9	3-6	4-4	2	5	7	3	17	1	2	0	2	31
00	BARNETT, Brionna		0-0	0-0	0-0	0	0	0	0	0	0	0	0	0	1
03	RANGER, Breannah		4-5	0-0	1-3	3	5	8	0	9	1	2	0	0	16
12	THOMAS, Taylor		1-1	0-0	0-0	0	0	0	1	2	1	0	0	0	4
20	ZASTROW, Sam		1-2	0-0	3-4	0	0	0	1	5	1	0	0	0	9
21	EDISON, Ellen		0-1	0-1	0-0	0	0	0	0	0	0	0	0	0	2
25	GILBERTSON, Jenny		1-6	0-4	0-0	2	0	2	2	2	1	0	1	2	18
	Team					0	1	1							
	Totals		28-58	13-34	11-19	10	25	35	16	80	24	11	2	9	200

FG % 1st Half: 15-26 57.7% 2nd half: 13-32 40.6% Game: 28-58 48.3% Deadball Rebounds 3
3FG % 1st Half: 7-14 50.0% 2nd half: 6-20 30.0% Game: 13-34 38.2%
FT % 1st Half: 0-2 0.0% 2nd half: 11-17 64.7% Game: 11-19 57.9%

Officials: KEVIN DILLARD, BECKY BLANK, RON QUIRK, JODI DUFFE
Technical fouls: Valparaiso-None. Green Bay-None.
Attendance: 1970
HORIZON LEAGUE TOURNAMENT QUARTERFINAL

Score by periods	1st	2nd	Total
Valparaiso	22	37	59
Green Bay	37	43	80

	Points	In Paint	Off T/O	2nd Chance	Fast Break	Bench
VALPO	18	14	11	2	11	11
GB	26	14	11	6	18	18

Last FG - VALPO 2nd-00:07, GB 2nd-00:39.
Largest lead - VALPO None, GB by 24 2nd-02:00.

Score tied - 0 times.
Lead changed - 0 times.

Horizon League Quarterfinal Green Bay 80, Valparaiso 59 On to the Semifinal Round

For a second straight year, Green Bay opened the Horizon League Championship with a home matchup against Valparaiso. Similar to last year's contest, the Crusaders gave Green Bay a challenge before the Phoenix was able to pull away for the 21-point victory.

Led by Adrian Ritchie's career-high 27 points, Green Bay opened the game on a 9-0 run. Valparaiso prevented the Phoenix from stringing together any significant runs, but the home team was able to slowly build up its double-digit lead.

Sarah Eichler tied her career high of eight assists in the first half alone, and set her new high mark with 11 for the game. Lydia Bauer added 17 points, putting her just 42 away from joining the 1,000-point club.

Official Basketball Box Score -- Game Totals -- Final Statistics DETROIT vs Green Bay 03/15/13 7:30 PM at GREEN BAY, WIS. (KRESS CENTER)

DETROIT 54 • 17-13 (9-7)

#	Player	Total		3-Ptr	FT-FTA	Rebounds			PF	TP	A	TO	Blk	Stl	Min
		FG-FGA	FG-FGA			Off	Def	Tot							
24	BROWN, Shareta	f	1-5	0-0	7-8	3	6	9	3	9	3	3	0	1	35
25	SHAYOK, Yar	f	2-2	0-0	0-0	1	1	2	3	4	3	2	1	0	36
11	REYNOLDS, Rosanna	g	4-10	1-5	0-0	5	3	8	3	9	1	1	0	0	39
12	FAMBRO, Demeisha	g	5-12	2-7	1-1	1	3	4	4	13	4	8	0	1	33
23	SHEARER, Senee	g	5-12	3-9	4-5	0	1	1	4	17	1	4	0	1	40
20	HATTER, Megan		1-3	0-0	0-0	0	1	1	1	2	0	1	0	0	9
33	LAVITA-STEPHENS, De		0-0	0-0	0-0	0	0	0	2	0	0	0	0	0	8
	Team					1	2	3			1				
	Totals		18-44	6-21	12-14	11	17	28	20	54	12	20	1	3	200

FG % 1st Half: 9-24 37.5% 2nd half: 9-20 45.0% Game: 18-44 40.9% Deadball Rebounds 1
3FG % 1st Half: 4-14 28.6% 2nd half: 2-7 28.6% Game: 6-21 28.6%
FT % 1st Half: 0-0 0.0% 2nd half: 12-14 85.7% Game: 12-14 85.7%

Green Bay 71 • 28-2 (16-0)

#	Player	Total		3-Ptr	FT-FTA	Rebounds			PF	TP	A	TO	Blk	Stl	Min
		FG-FGA	FG-FGA			Off	Def	Tot							
43	EICHLER, Sarah	f	5-9	2-3	0-0	1	3	4	3	12	4	2	0	0	35
45	SENSION, Stephanie	f	3-3	0-0	0-0	0	3	3	3	6	1	1	0	0	19
13	RITCHIE, Adrian	g	5-11	2-6	5-5	3	4	7	2	17	4	3	1	4	39
14	LUKAN, Megan	g	5-12	3-5	6-8	0	1	1	1	19	3	2	0	1	39
22	BAUER, Lydia	g	3-4	3-4	4-4	0	1	1	1	13	1	1	0	3	33
00	BARNETT, Brionna		0-0	0-0	0-0	0	0	0	0	0	0	0	0	0	0+
03	RANGER, Breannah		0-1	0-0	0-0	1	1	2	2	0	1	1	1	1	21
12	THOMAS, Taylor		0-0	0-0	0-0	0	0	0	0	0	0	0	0	0	0+
20	ZASTROW, Sam		0-0	0-0	0-0	0	0	0	0	0	0	0	0	0	0+
21	EDISON, Ellen		0-0	0-0	0-0	0	0	0	0	0	0	0	0	0	0+
25	GILBERTSON, Jenny		0-4	0-4	4-4	0	1	1	1	4	1	0	0	1	14
	Team					1	2	3							
	Totals		21-44	10-22	19-21	6	16	22	13	71	15	10	2	10	200

FG % 1st Half: 10-25 40.0% 2nd half: 11-19 57.9% Game: 21-44 47.7% Deadball Rebounds 2
3FG % 1st Half: 4-12 33.3% 2nd half: 6-10 60.0% Game: 10-22 45.5%
FT % 1st Half: 3-4 75.0% 2nd half: 16-17 94.1% Game: 19-21 90.5%

Officials: BOB ENTERLINE, MICHELLE DEL DUCCO, MARK BERGER, BECKY BLANK
Technical fouls: DETROIT-None. Green Bay-None.
Attendance: 2218
HORIZON LEAGUE SEMIFINAL

Score by periods	1st	2nd	Total
DETROIT	22	32	54
Green Bay	27	44	71

	Points	In Paint	Off T/O	2nd Chance	Fast Break	Bench
DETROIT	16	6	12	0	2	2
GB	22	24	6	2	4	4

Last FG - DETROIT 2nd-00:20, GB 2nd-00:30.
Largest lead - DETROIT by 3 1st-10:34, GB by 18 2nd-00:30.

Score tied - 2 times.
Lead changed - 4 times.

Horizon League Semifinal Green Bay 71, Detroit 54 Lukan Continues to Shine Against the Titans

In one of the most physical, gritty battles of the 2012-13 campaign, Green Bay used runs of 9-0 and 7-2 in the second half to pull away from Detroit after leading by just five at the break.

Megan Lukan continued her dominance against Detroit in her young career, finishing with a game-high 19 points. The mark pushed her average to 16.7 points per game in three meetings against Detroit this season.

Adrian Ritchie added 17 points, tying the program's career record for 3-pointers made with 192. She also added four steals, pushing her to ninth on the all-time list with 231.

For the third time this season, the Phoenix kept dominant post threat Shareta Brown in check with only nine points. Overall, the All-Horizon League first teamer failed to score in double figures against Green Bay this season and shot just 5-13 from the field.

Detroit turned the ball over 20 times and Green Bay capitalized by holding a 24-6 advantage in points off turnovers.

2013 Horizon League Tournament Champions



**Official Basketball Box Score -- Game Totals -- Final Statistics
Loyola Chicago vs Green Bay
03/17/13 12:00 PM at GREEN BAY, WIS. (KRESS CENTER)**

Loyola Chicago 38 • 17-15 (10-6)

#	Player	Total			3-Ptr			Rebounds			PF	TP	A	TO	Blk	Stl	Min
		FG-FGA	FG-FGA	FT-FTA	FG-FGA	FG-FGA	FT-FTA	Off	Def	Tot							
04	LAW, Simone	f	4-12	0-1	4-6	4	10	14	2	12	0	2	0	1	39		
21	HAMBRIC, Troy	f	2-2	0-0	3-4	1	1	2	3	7	0	3	3	1	25		
05	ALBANO, Monica	g	4-16	1-9	0-2	1	6	7	1	9	1	1	1	0	40		
24	BEAVERS, Ayrealle	g	0-5	0-3	0-0	0	4	4	2	0	2	5	1	0	28		
25	JOHNSON, Taylor	g	2-7	0-1	1-2	1	4	5	3	5	3	3	2	0	36		
12	FAUGHT, Katie	g	1-2	1-2	0-0	0	0	0	0	3	0	0	0	0	10		
32	BOOKER, Lyndsey	g	0-2	0-2	0-0	0	0	0	0	0	0	0	0	0	17		
34	SKUBE, Abby	g	1-1	0-0	0-0	1	0	1	0	2	0	0	0	0	3		
42	MICEK, Gabby	g	0-0	0-0	0-0	0	0	0	0	0	1	0	0	0	2		
	Team					1	6	7									
	Totals		14-47	2-18	8-14	9	31	40	11	38	6	15	7	2	200		

FG % 1st Half: 7-25 28.0% 2nd half: 7-22 31.8% Game: 14-47 29.8%
 3FG % 1st Half: 1-9 11.1% 2nd half: 1-9 11.1% Game: 2-18 11.1%
 FT % 1st Half: 2-6 33.3% 2nd half: 6-8 75.0% Game: 8-14 57.1%

Green Bay 54 • 29-2 (16-0)

#	Player	Total			3-Ptr			Rebounds			PF	TP	A	TO	Blk	Stl	Min
		FG-FGA	FG-FGA	FT-FTA	FG-FGA	FG-FGA	FT-FTA	Off	Def	Tot							
43	EICHLER, Sarah	f	7-14	2-8	0-1	1	6	7	2	16	4	0	0	0	35		
45	SESSION, Stephanie	f	1-4	0-1	0-0	0	0	0	1	2	0	0	0	0	15		
13	RITCHIE, Adrian	g	6-12	3-6	0-0	3	6	9	2	15	2	2	0	0	35		
14	LUKAN, Megan	g	0-8	0-7	1-2	2	2	4	4	1	6	1	0	2	35		
22	BAUER, Lydia	g	3-11	0-5	0-0	1	2	3	1	6	0	1	0	1	34		
00	BARNETT, Brionna	g	0-0	0-0	0-0	0	0	0	0	0	0	0	0	0	1		
03	RANGER, Breannah	g	5-12	0-0	2-2	0	6	6	2	12	1	0	0	2	25		
12	THOMAS, Taylor	g	0-0	0-0	0-0	0	0	0	0	0	0	0	0	1	1		
20	ZASTROW, Sam	g	0-0	0-0	0-0	0	0	0	0	0	0	0	0	0	1		
21	EDISON, Ellen	g	0-0	0-0	0-0	0	0	0	0	0	0	0	0	0	1		
25	GILBERTSON, Jenny	g	1-3	0-1	0-0	0	4	4	3	2	2	1	0	1	17		
	Team					5	1	6			2						
	Totals		23-64	5-28	3-5	12	27	39	15	54	15	7	0	7	200		

FG % 1st Half: 15-30 50.0% 2nd half: 8-34 23.5% Game: 23-64 35.9%
 3FG % 1st Half: 4-14 28.6% 2nd half: 1-14 7.1% Game: 5-28 17.9%
 FT % 1st Half: 0-1 0.0% 2nd half: 3-4 75.0% Game: 3-5 60.0%

Officials: BARB SMITH, JESSE DICKERSON, TIM DALEY, KEVIN DILLARD
 Technical fouls: Loyola Chicago-None. Green Bay-None.
 Attendance: 2367
 HORIZON LEAGUE CHAMPIONSHIP GAME

Score by periods	1st	2nd	Total
Loyola Chicago	17	21	38
Green Bay	34	20	54

Points	In	Off	2nd	Fast	Bench
LUC	22	1	8	2	5
GB	32	12	6	4	14

Last FG - LUC 2nd-01:07, GB 2nd-00:31.
 Largest lead - LUC None, GB by 17 1st-00:04.

Score tied - 2 times.
 Lead changed - 0 times.

Green Bay 54, Loyola 38

Four Straight Horizon League Tournament Titles

As the Kress Center pumped celebratory music through its speakers, the Green Bay women's basketball team broke out its dancing shoes following a 54-38 victory over Loyola in the Horizon League Championship title game.

Green Bay opened the game with an early basket from Stephanie Sension off a feed from Sarah Eichler. The deuce was the first of four scores the Phoenix and Ramblers would exchange before the home team shot out of the gates on a 17-4 run. Leading 18-8 with 7:45 left in the first half, Ritchie drained an NBA-length three to put Green Bay on top 21-8.

With a 25-15 lead, the Phoenix used a 9-2 run over the final 3:10 of the half to take a 34-17 lead into the break. Eichler scored seven of the run's nine points en route to 12 first-half points. Sension had just two points in the first half, but took three physical charges.

After going scoreless for more than five minutes in the middle of the second half, Eichler got the Phoenix back on the board with a layup, sparking a 6-0 run. With a jumper from Bauer and a Ritchie layup, Green Bay held a 44-27 lead with 6:14 remaining.

Loyola's Abby Skube hit a jumper with 1:07 remaining to make the score 51-38, but 30 seconds later Ritchie took her final shot of her standout career at the Kress Center—a nothing-but-net triple to put the final score at 54-38.

Green Bay Women's Basketball - NCAA Tournament Appearances

YEAR	SEED	OPPONENT	RESULT	LOCATION	REGION
1994	15	(2) Stanford	L, 81-56	Palo Alto, Calif.	West
1998	14	(3) Illinois	L, 82-58	Champaign, Ill.	Mideast
1999	14	(3) UCLA	L, 76-69	Los Angeles, Calif.	Mideast
2000	13	(4) Old Dominion	L, 94-85	Norfolk, Va.	Midwest
2002	13	(4) Texas	L, 60-55	Austin, Texas	East
2003	8	(9) Washington (1) LSU	W, 78-65 L, 80-69	Eugene, Ore.	West
2004	14	(3) Houston	L, 62-47	Santa Barbara, Calif.	East
2005	10	(7) Maryland	L, 65-55	College Park, Md.	Philadelphia
2007	9	(8) New Mexico (1) Connecticut	W, 59-52 L, 94-70	Hartford, Conn.	Fresno
2009	11	(6) LSU	L, 69-59	Baton Rouge, La.	Raleigh
2010	12	(5) Virginia (4) Iowa State	W, 69-67 L, 56-60	Ames, Iowa	Dayton
2011	5	(12) UALR (4) Michigan State (1) Baylor	W, 59-55 W, 65-56 L, 76-86	Wichita, Kan. Dallas, Texas	Dallas
2012	7	(10) Iowa State (2) Kentucky	W, 71-57 L, 62-65	Ames, Iowa	Kingston

GREEN BAY RECORDS IN THE TOURNAMENT

Overall: 6-13

Neutral Court: 5-4

Road Games: 1-9

Green Bay Women's Basketball - NCAA Tournament Records

	GREEN BAY	OPPONENT
Most points in a game	85 vs. Old Dominion, March 18, 2000	94 by Old Dominion, March 18, 2000 94 by Connecticut, March 20, 2007
Fewest points in a game	47 vs. Houston, March 20, 2004	52 by New Mexico, March 18, 2007
Most points in a half	49 vs. Old Dominion, March 18, 2000 (2nd)	56 by Connecticut, March 20, 2007 (2nd)
Fewest points in a half	20 vs. Houston, March 20, 2004 (2nd)	23 by Texas, March 15, 2002 (1st) 23 by New Mexico, March 18, 2007 (2nd) 23 by UALR, March 20, 2011 (1st) 23 by Michigan St., March 22, 2011 (1st) 23 by Iowa State, March 17, 2012 (1st)
Most field goals made	30 vs. Old Dominion, March 18, 2000	35 by Old Dominion, March 18, 2000 35 by Connecticut, March 20, 2007
Fewest field goals made	18 vs. Houston, March 20, 2004 18 vs. LSU, March 22, 2009	17 by New Mexico, March 18, 2007 17 by Iowa State, March 17, 2012 (1st)
Most field goals attempted	65 vs. LSU, March 24, 2003 65 vs. Baylor, March 27, 2011	64 by Houston, March 20, 2004
Fewest field goals attempted	47 vs. LSU, March 22, 2009	44 by LSU, March 22, 2009
Highest field goal percentage	.588 vs. Old Dominion, March 18, 2000	.633 by LSU, March 24, 2003
Lowest field goal percentage	.286 vs. Houston, March 20, 2004	.315 by New Mexico, March 18, 2007
Most 3-point field goals made	12 vs. Baylor, March 27, 2011	9 by Iowa State, March 17, 2012
Fewest 3-point field goals made	1 vs. Maryland, March 20, 2005	2 by Maryland, March 20, 2005 2 by LSU, March 22, 2009
Most 3-point field goals attempted	29 vs. Iowa State, March 17, 2012	24 by Houston, March 20, 2004 24 by New Mexico, March 18, 2007 24 by Iowa State, March 23, 2010 2 by LSU, March 22, 2009
Fewest 3-point field goals attempted	5 vs. Kentucky, March 19, 2012	2 by LSU, March 22, 2009
Highest 3-point field goal percentage	.625 vs. Michigan St., March 22, 2011	.1000 vs. LSU, March 24, 2009
Lowest 3-point field goal percentage	.091 vs. Maryland, March 20, 2005	.200 by Washington, March 22, 2003
Most free throws made	34 vs. Virginia, March 21, 2010	23 by LSU, March 22, 2009
Fewest free throws made	6 on three occasions	6 by Michigan St., March 22, 2011
Most free throws attempted	38 vs. Virginia, March 21, 2010	34 by LSU, March 22, 2009
Fewest free throws attempted	6 vs. Connecticut, March 20, 2007	9 vs. Houston, March 20, 2004 9 vs. Michigan St., March 22, 2011
Highest free throw percentage	1.000 vs. Connecticut, March 20, 2007 1.000 vs. Iowa State, March 23, 2010	.857 by Texas, March 15, 2002
Lowest free throw percentage	.500 vs. Texas, March 15, 2002	.579 by New Mexico, March 18, 2007
Most rebounds	42 vs. Maryland, March 20, 2005	48 by Maryland, March 20, 2005
Fewest rebounds	18 vs. Old Dominion, March 18, 2000	32 by LSU, March 24, 2003
Most assists	20 vs. Old Dominion, March 18, 2000 20 vs. Baylor, March 27, 2011	24 by Old Dominion, March 18, 2000
Fewest assists	6 vs. Maryland, March 20, 2005	6 by New Mexico, March 18, 2007
Most steals	21 vs. Kentucky, March 19, 2012	15 by Old Dominion, March 18, 2000
Fewest steals	2 vs. Connecticut, March 20, 2007	3 on three occasions
Most blocked shots	4 vs. New Mexico, March 18, 2007	10 by Baylor, March 27, 2011
Fewest blocked shots	0 vs. LSU, March 24, 2003 0 vs. Connecticut, March 20, 2007	0 by Maryland, March 20, 2005
Most turnovers	24 vs. Kentucky, March 19, 2012	34 by Kentucky, March 19, 2012
Fewest turnovers	8 vs. LSU, March 24, 2003	7 by Connecticut, March 20, 2007
Most fouls	25 vs. LSU, March 22, 2009	22 by Michigan St., March 22, 2011
Fewest fouls	10 vs. UALR, March 20, 2011	10 by LSU, March 24, 2003

Green Bay Women's Basketball - NCAA Tournament Records

	GREEN BAY	OPPONENT
Points	29 - Chandra Johnson vs. LSU (2003) 29 - Kayla Tetschlag vs. Iowa State (2010)	40 - Brittney Griner, Baylor (2011) 28 - Chandi Jones, Houston (2004)
Field Goals Made	12 - Chandra Johnson vs. LSU (2003)	11 - Christy Hedgepeth, Stanford (1994)
Field Goals Attempted	20 - Julie Wojta vs. Kentucky (2012)	18 - Odyssey Sims, Baylor (2011) 18 - Natalie Diaz, Old Dominion (2000) 18 - Chandi Jones, Houston (2004) 18 - Shay Doron, Maryland (2005)
Field Goal Percentage (Min. 7 fgm)	(9-11) - Chari Nordgaard vs. UCLA (1999)	(7-7) - Nicole Vasey, Illinois (1998)
3-Point Field Goals Made	6 - Natalie Berglin vs. Connecticut (2007)	5 - Mel Thomas, Connecticut (2007)
3-Point Field Goals Attempted	10 - Trisha Ebel vs. Old Dominion (2000)	12 - Mel Thomas, Connecticut (2007)
3-Point Field Goal Percentage (Min. 4 made)	(4-5) - Kayla Tetschlag vs. Iowa State (2010) (4-5) - Adrian Ritchie vs. Michigan St. (2011)	(4-4) - Asha Hill, Texas (2002) (4-4) - Krista Renking, Illinois (1998) (4-4) - Christy Hedgepeth, Stanford (1994)
Free Throws Made	13 - Celeste Hoewisch vs. Virginia (2010)	10 - Brittney Griner, Baylor (2011)
Free Throws Attempted	15 - Celeste Hoewisch vs. Virginia (2010)	10 - Crystal Langhorne, Maryland (2005) 10 - Allison Hightower, LSU (2009) 10 - Brittney Griner, Baylor (2011)
Free Throw Percentage (Min. 5 made)	(9-9) - Chari Nordgaard vs. UCLA (1999) (6-6) - Kayla Tetschlag vs. Michigan St. (2011)	(5-5) - Tracy Cook, Texas (2002) (10-10) - Brittney Griner, Baylor (2011)
Rebounds	12 - Tiffany Mor vs. Maryland (2005) 12 - Kayla Tetschlag vs. Michigan St. (2011)	16 - Kristen Morris, LSU (2009)
Assists	6 - Megan Lukan vs. Kentucky (2012) 6 - Melanie Tilque vs. Old Dominion (2000) 6 - Elizabeth Dudley vs. LSU (2003) 6 - Celeste Hoewisch vs. Baylor (2011)	10 - Alli Spence, Old Dominion (2000)
Steals	10 - Julie Wojta vs. Kentucky (2012)	5 - Brandi Kimble, New Mexico (2007)
Blocked Shots	2 - Nicole Soulis vs. Maryland (2005) 2 - Nicole Soulis vs. New Mexico (2007) 2 - Adrian Ritchie vs. Baylor (2011)	6 - Brittney Griner, Baylor (2011)
Turnovers	8 - Megan Lukan vs. Kentucky (2012)	9 - Amber Smith (2012)
Fouls	5 - Celeste Hoewisch vs. LSU (2009) 5 - Tiffany Mor vs. Maryland (2005) 5 - Abby Scharlow vs. Maryland (2005) 5 - Natalie Yudt vs. Washington (2003) 5 - Becky Knutson vs. Illinois (1998) 5 - Kim Wood vs. Stanford (1994) 5 - Celeste Hoewisch vs. Virginia (2010) 5 - Kayla Tetschlag vs. Virginia (2010) 5 - Sarah Eichler vs. Iowa State (2010); vs. Baylor (2011) 5 - Julie Wojta vs. Baylor (2011)	4 by 17 players

Green Bay Women's Basketball - Individual Career Records

POINTS

1.	Chari Nordgaard (1996-99)	1964
2.	Nicole Soulis (2004-07)	1921
3.	Jeanne Barta (1984-87)	1799
4.	Julie Wojta (2008-2012)	1638
5.	Donna Gunville (1986-89)	1572
6.	Dawn LeClair (1980-83)	1477
7.	Celeste Hoewisch (2007-11)	1425
8.	Kim Wood (1991-94)	1408
9.	Julie Steeno (1979-82)	1387
10.	Kayla Tetschlag (2007-2011)	1372
	Adrian Ritchie (2009-present)	1329

*31 total members are in the 1,000-point club

SCORING AVERAGE (games)

1.	Chari Nordgaard (116) - 1996-99	16.8
2.	Nicole Soulis (125) - 2004-07	15.4
3.	Mandy Stowe (60) - 2001-02	15.2
4.	Jeanne Barta (121) - 1984-87	14.9
5.	Donna Gunville (115) - 1986-89	13.6
6.	Mary Quigley (79) - 1975-78	13.5
7.	Julie Wojta (2008-2012)	13.2
8.	Abby Scharlow (94) - 2003-05	12.6
9.	Dawn LeClair (119) - 1980-83	12.4
10.	Kim Wood (115) - 1991-94	12.2

FIELD GOALS MADE

1.	Jeanne Barta (1984-87)	740
	Nicole Soulis (2004-07)	740
3.	Chari Nordgaard (1996-99)	709
4.	Dawn LeClair (1980-83)	657
5.	Donna Gunville (1986-89)	654
6.	Julie Wojta (2008-2012)	642
7.	Vicki Anklam (1982-85)	582
	Julie Steeno (1979-82)	582
9.	Kim Wood (1991-94)	566
10.	Sue Aspenson (1986-89)	563

FIELD GOALS ATTEMPTED

1.	Donna Gunville (1986-89)	1468
2.	Jeanne Barta (1984-87)	1432
3.	Dawn LeClair (1980-83)	1420
4.	Nicole Soulis (2004-07)	1413
5.	Carrie Massey (1980-83)	1328
6.	Vicki Anklam (1982-85)	1308
7.	Julie Wojta (2008-2012)	1289
8.	Julie Steeno (1979-82)	1234
9.	Chari Nordgaard (1996-99)	1179
10.	Sue Aspenson (1986-89)	1177

FIELD GOAL PERCENTAGE (min. 500 att.)

1.	Kim Wood (1991-94)	.617
2.	Chari Nordgaard (1996-99)	.601
3.	Tiffany Mor (2001-05)	.600
4.	Lisa Wegner (1989-92)	.564
5.	Mandy Stowe (2001-02)	.548
6.	Liz Reiman (1995-98)	.529
7.	Rachel Porath (2006-09)	.527
8.	Chandra Johnson (2000-03)	.525
9.	Nicole Soulis (2004-07)	.524
	Kayla Tetschlag (2007-11)	.524

THREE-POINT FIELD GOALS MADE

1.	Adrian Ritchie (2009-present)	195
2.	Natalie Berglin (2004-07)	192
3.	Rachel Porath (2006-09)	191
4.	Lydia Bauer (2009-present)	162
5.	Sara Boyer (2000-03)	160

6.	Abby Scharlow (2003-05)	156
7.	Celeste Hoewisch (2007-11)	130
8.	Kayla Groh (2005-08)	128
9.	Kati Harty (2006-09)	123
10.	Trisha Ebel (1999-01)	117

THREE-POINT FIELD GOAL ATTEMPTS

1.	Adrian Ritchie (2009-present)	533
2.	Natalie Berglin (2004-07)	511
3.	Lydia Bauer (2009-present)	446
4.	Rachel Porath (2006-09)	436
5.	Abby Scharlow (2003-05)	388
6.	Sara Boyer (2000-03)	376
7.	Celeste Hoewisch (2007-11)	347
8.	Kayla Groh (2005-08)	327
9.	Amanda Leonhard (1999-02)	312
10.	Kati Harty (2006-09)	311

THREE-POINT FG PERCENTAGE (min. 100 att.)

1.	Kristy Loiselle (2001-03)	.476
2.	Rachel Porath (2006-09)	.438
3.	Elizabeth Dudley (2000-03)	.430
	Amanda Popp (2004-07)	.430
5.	Mariann VanDenElzen (1989-92)	.429
6.	Sara Boyer (2000-03)	.426
7.	Natalie Yudt (2001-04)	.421
8.	Melanie Tilque (1998-01)	.404
9.	Abby Scharlow (2003-05)	.402

FREE THROWS MADE

1.	Chari Nordgaard (1996-99)	538
2.	Celeste Hoewisch (2007-11)	393
3.	Nicole Soulis (2004-07)	367
4.	Kayla Tetschlag (2007-11)	341
5.	Jeanne Barta (1984-87)	319
6.	Julie Wojta (2008-2012)	285
7.	Amanda Leonhard (1999-02)	283
8.	Kim Wood (1991-94)	276
9.	Kayla Groh (2005-08)	254
10.	Donna Gunville (1986-89)	236
	Adrian Ritchie (2009-present)	221

FREE THROWS ATTEMPTED

1.	Chari Nordgaard (1996-99)	697
2.	Celeste Hoewisch (2007-11)	506
3.	Jeanne Barta (1984-87)	495
4.	Nicole Soulis (2004-07)	467
5.	Kayla Tetschlag (2007-11)	434
6.	Kim Wood (1991-94)	400
7.	Julie Wojta (2008-12)	357
8.	Chandra Johnson (2000-03)	337
9.	Karen Kupper (1986-89)	336
10.	Amanda Leonhard (1999-02)	334

FREE THROW PERCENTAGE (min. 200 att.)

1.	Amanda Leonhard (1999-02)	.847
2.	Kayla Groh (2005-08)	.838
3.	Elizabeth Dudley (2000-03)	.826
4.	Adrian Ritchie (2009-present)	.815
5.	Melanie Tilque (1998-01)	.813
6.	Julie Wojta (2008-12)	.798
7.	Patty Jakusz (1984-87)	.795
	Natalie Berglin (2004-07)	.795
9.	Donna Gunville (1986-89)	.787
10.	Nicole Soulis (2004-07)	.786
	Kayla Tetschlag (2007-11)	.786

REBOUNDS

1.	Jeanne Barta (1984-87)	1234
2.	April Jensen (1979-82)	1044
3.	Julie Steeno (1979-82)	889
4.	Chari Nordgaard (1996-99)	862
5.	Julie Wojta (2008-12)	830
6.	Kim Wood (1991-94)	827
7.	Karen Kupper (1986-89)	740
8.	Mary Quigley (1975-78)	717
9.	Nicole Soulis (2004-07)	712
10.	Candy Kaye (1978-81)	702

ASSISTS

1.	Pam Roecker (1980-83)	831
2.	Sue Klaubauf (1984-87)	723
3.	Sue Aspenson (1986-89)	433
4.	Donna Gunville (1986-89)	431
5.	Natalie Berglin (2004-07)	423
6.	Celeste Hoewisch (2007-11)	375
7.	Kathy Mertz (1978-81)	374
8.	Julie Wojta (2008-present)	372
9.	Abby Scharlow (2003-05)	367
10.	Kati Harty (2006-09)	366
	Adrian Ritchie (2009-present)	357

STEALS

1.	Sue Aspenson (1986-89)	315
2.	Elizabeth Dudley (2000-03)	290
3.	Jeanne Barta (1984-87)	287
4.	Celeste Hoewisch (2007-11)	280
5.	Julie Wojta (2008-12)	272
6.	Donna Gunville (1986-89)	269
7.	Sue Klaubauf (1984-87)	240
8.	Patti VanSwol (1988-91)	238
9.	Rhonda Rice (1993-96)	235
10.	Adrian Ritchie (2009-present)	231

BLOCKED SHOTS

1.	Kim Wood (1991-94)	274
2.	Nicole Soulis (2004-07)	166
3.	Vicki Anklam (1982-85)	127
	Jeanne Barta (1984-87)	127
5.	Chari Nordgaard (1996-99)	116
6.	Tiffany Mor (2001-05)	110
7.	April Jensen (1979-82)	99
8.	Julie Steeno (1979-82)	88
9.	Chandra Johnson (2000-03)	83
10.	Lavesa Glover (2006-09)	80

GAMES PLAYED

1.	Sarah Eichler (2009-present)	132
	Celeste Hoewisch (2007-11)	132
3.	Lydia Bauer (2009-present)	129
4.	Adrian Ritchie (2009-present)	128
5.	Kayla Tetschlag (2007-11)	128
	Rachel Porath (2006-09)	128
7.	Kati Harty (2006-09)	126
	Sue Pitroski (1983-86)	126
9.	Nicole Soulis (2004-07)	125
	Hannah Quilling (2008-12)	125

DOUBLE DOUBLES

1.	Jeanne Barta (1983-87); <i>Division 2</i>	59
2.	Julie Wojta (2008-12)	34
3.	Kim Wood (1990-94)	32
4.	Chari Nordgaard (1995-99)	26
	April Jensen (1978-82); <i>Division 2</i>	25

* current players in bold italics

Green Bay Women's Basketball - Individual Season Records

POINTS

1.	Chari Nordgaard, 1998-99	653
2.	Julie Wojta, 2011-12	644
3.	Jeanne Barta, 1986-87	565
4.	Dawn LeClair, 1981-82	557
5.	Nicole Soulis, 2005-06	553
6.	Nicole Soulis, 2006-07	549
7.	Kim Wood, 1992-93	526
8.	Chari Nordgaard, 1997-98	520
9.	Dawn LeClair, 1982-83	512
	Kayla Tetschlag, 2010-11	512
10.	Abby Scharlow, 2003-04	510

SCORING AVERAGE

1.	Chari Nordgaard, 1998-99	22.5
2.	Julie Wojta, 2011-12	19.5
3.	Jeanne Barta, 1986-87	18.8
4.	Nicole Soulis, 2005-06	18.4
5.	Kim Wood, 1992-93	18.1
6.	Chari Nordgaard, 1997-98	17.3
7.	Donna Gunville, 1987-88	17.0
8.	Nicole Soulis, 2006-07	16.6
	Sarah Meyer, 1994-95	16.6
9.	Abby Scharlow, 2003-04	16.5
10.	Kim Wood, 1993-94	16.3
	Julie Steeno, 1978-79	16.3
	Mary Quigley, 1977-78	16.3

FIELD GOALS MADE

1.	Julie Wojta, 2011-12	252
2.	Dawn LeClair, 1981-82	246
3.	Jeanne Barta, 1986-87	242
4.	Chari Nordgaard, 1998-99	235
5.	Dawn LeClair, 1982-83	228
6.	Nicole Soulis, 2005-06	223
7.	Nicole Soulis, 2006-07	214
8.	Mandy Stowe, 2001-02	213
9.	Donna Gunville, 1987-88	205
10.	Tiffany Mor, 2004-05	203

FIELD GOALS ATTEMPTED

1.	Dawn LeClair, 1981-82	529
2.	Julie Wojta, 2011-12	491
3.	Dawn LeClair, 1982-83	476
4.	Jeanne Barta, 1986-87	469
5.	Donna Gunville, 1987-88	441
6.	Nicole Soulis, 2005-06	433
7.	Carrie Massey 1981-82	427
8.	Pam Roecker, 1981-82	417
9.	Abby Scharlow, 2003-04	409
10.	Julie Wojta, 2010-11	409

FIELD GOAL PERCENTAGE

1.	Kim Wood, 1993-94	.694
2.	Chari Nordgaard, 1998-99	.647
3.	Tiffany Mor, 2002-03	.642
4.	Kim Wood, 1991-92	.641
5.	Lisa Wegner, 1990-91	.633
6.	Tiffany Mor, 2004-05	.610
7.	Liz Reiman, 1994-95	.597
8.	Chari Nordgaard, 1997-98	.592
9.	Chari Nordgaard, 1996-97	.591
10.	Kim Wood, 1992-93	.569

THREE-POINT FIELD GOALS

1.	Adrian Ritchie, 2012-13	70
	Natalie Berglin, 2006-07	70

3.	Sara Boyer, 2002-03	65
4.	Sara Boyer, 2001-02	64
5.	Abby Scharlow, 2003-04	63
	Sarah Meyer, 1994-95	63
7.	Rachel Porath, 2007-08	62
8.	Celeste Hoewisch (2010-11)	59
9.	Natalie Berglin, 2005-06	56
	Trisha Ebel, 1999-00	56
11.	Lydia Bauer, 2011-12	55
	Rachel Porath, 2008-09	55
13.	Lydia Bauer, 2012-13	54

THREE-POINT FIELD GOALS ATTEMPTED

1.	Adrian Ritchie, 2012-13	184
2.	Natalie Berglin, 2006-07	175
3.	Sara Boyer, 2002-03	169
4.	Natalie Berglin, 2005-06	157
	Abby Scharlow, 2003-04	157
6.	Lydia Bauer, 2011-12	151
7.	Sarah Meyer, 1994-95	149
8.	Lydia Bauer, 2012-13	146
9.	Abby Scharlow, 2004-05	144
10.	Adrian Ritchie, 2011-12	140

THREE-POINT FIELD GOAL PERCENTAGE (min. 2.0 att. per game)

1.	Kristy Loiselle, 2002-03	.535
2.	Elizabeth Dudley, 2002-03	.500
3.	Trisha Ebel, 1999-00	.483
4.	Sara Boyer, 2001-02	.478
5.	Amanda Leonhard, 2000-01	.476
6.	Rachel Porath, 2007-08	.466
7.	Abby Scharlow, 2002-03	.460
	Kayla Groh, 2007-08	.460
9.	Rachel Porath, 2008-09	.458
10.	Marianne VanDenElzen, 1990-91	.448

FREE THROWS MADE

1.	Chari Nordgaard, 1998-99	176
2.	Chari Nordgaard, 1996-97	143
3.	Kayla Tetschlag, (2010-11)	139
4.	Chari Nordgaard, 1997-98	133
5.	Celeste Hoewisch (2009-10)	131
6.	Kim Wood, 1992-93	130
7.	Kayla Tetschlag, (2009-10)	124
8.	Celeste Hoewisch (2010-11)	122
9.	Julie Wojta, 2011-12	111
10.	Kayla Groh, 2007-08	101

FREE THROWS ATTEMPTED

1.	Chari Nordgaard, 1998-99	210
2.	Chari Nordgaard, 1996-97	189
3.	Kayla Tetschlag, 2010-11	170
4.	Chari Nordgaard, 1997-98	166
5.	Celeste Hoewisch, 2009-10	163
	Kim Wood, 1992-93	163
7.	Kayla Tetschlag, 2009-10	154
8.	Celeste Hoewisch, 2010-11	153
9.	Jeanne Barta, 1984-85	139
	Julie Wojta, 2011-12	139

FREE THROW PERCENTAGE (min. 2.0 made per game)

1.	Amanda Leonhard, 2000-01	.867
2.	Kristy Loiselle, 2002-03	.860
3.	Kayla Groh, 2006-07	.859
4.	Adrian Ritchie, 2012-13	.857

	Nicole Soulis, 2004-05	.857
	Melanie Tilque, 1999-00	.857
7.	Amanda Leonhard, 1999-00	.856
	Kayla Groh, 2007-08	.856
9.	Amanda Leonhard, 2001-02	.854
10.	Erin Templin, 2007-08	.844

REBOUNDS

1.	Jeanne Barta, 1984-85	345
2.	Julie Wojta, 2011-12	328
	Kim Wood, 1992-93	328
4.	Jeanne Barta, 1985-86	325
5.	Jeanne Barta, 1983-84	310
6.	April Jensen, 1979-80	273
	Kayla Tetschlag, 2010-11	273
7.	April Jensen, 1981-82	272
9.	Julie Steeno, 1981-82	266
10.	Julie Wojta, 2010-11	265

ASSISTS

1.	Pam Roecker, 1982-83	310
2.	Pam Roecker, 1981-82	300
3.	Sue Klaubauf, 1986-87	230
4.	Sue Klaubauf, 1985-86	228
5.	Kathi Bennett, 1984-85	215
6.	Dawn LeClair, 1981-82	154
7.	Abby Scharlow, 2004-05	153
8.	Sue Klaubauf, 1984-85	152
9.	Natalie Berglin, 2006-07	148
	Rhonda Rice, 1995-96	148

STEALS

1.	Julie Wojta, 2011-12	127
2.	Rhonda Rice, 1995-96	103
3.	Dawn LeClair, 1981-82	94
4.	Sue Aspenson, 1987-88	89
5.	Celeste Hoewisch, 2010-11	86
6.	Pam Roecker, 1982-83	84
7.	Mary Kulenkamp, 2003-04	83
8.	Elizabeth Dudley, 2001-02	82
9.	Adrian Ritchie, 2012-13	81
	Julie Wojta, 2010-11	81
	Elizabeth Dudley, 2002-03	81
	Jeanne Barta, 1984-85	81
	Sue Aspenson, 1986-87	81
	Celeste Hoewisch, 2009-10	81

BLOCKED SHOTS

1.	Kim Wood, 1992-93	108
2.	Kim Wood, 1993-94	78
3.	Tiffany Mor, 2004-05	73
4.	Kim Wood, 1991-92	59
5.	April Jensen, 1980-81	55
6.	Jeanne Barta, 1983-84	52
7.	Nicole Soulis, 2006-07	51
8.	Nicole Soulis, 2003-04	50
9.	Julie Steeno, 1981-82	48
10.	Vicki Anklam, 1983-84	46

* current players in bold italics

NOTE: Statistics from the 1981-82 season are reflective of 35 games; two exhibition games against Snitz Manufacturing from that year that had been counted in the past have been removed from NCAA statistics.

Green Bay Women's Basketball - Individual Game Records

POINTS

- 38 - Chari Nordgaard at Loyola; 1/28/99
- 37 - Jeanne Barta at Valparaiso; 12/9/86
- 35 - Trisha Ebel vs. UIC; 1/29/00
35 - Pam Roecker vs. Milwaukee; 1/19/82
- 34 - Lavesa Glover vs. Wright State; 3/6/08
- 33 - Candy Kaye vs. Michigan Tech; 2/10/78
- 32 - Nicole Soulis vs. Loyola; 12/30/06
32 - Chari Nordgaard at New Mexico St.; 12/5/98
- 31 - Kim Wood vs. Valparaiso; 2/3/93
31 - Donna Gunville at Marquette; 1/28/88

FIELD GOALS MADE

- 17 - Lavesa Glover vs. Wright State; 3/6/08
- 16 - Jeanne Barta at Valparaiso; 12/9/86
- 14 - Chari Nordgaard at Loyola; 1/28/99
14 - Vicki Anklam vs. UW-Stevens Point; 2/1/84
- 13 - Nicole Soulis vs. Loyola; 12/30/06
13 - Jeanne Barta at LIU-Brooklyn; 1/15/87
13 - Vicki Anklam vs. Carthage; 1/28/83
13 - Dawn LeClair vs. UIC; 12/14/82
13 - Dawn LeClair vs. William Penn; 11/26/82
13 - Mary Quigley vs. UW-Superior; 2/4/78

FIELD GOALS ATTEMPTED

- 29 - Candy Kaye vs. Michigan Tech; 2/10/78
- 27 - Donna Gunville vs. Valparaiso; 2/6/88
- 24 - Sarah Meyer at Northern Illinois; 3/9/95
24 - Jeanne Barta at Valparaiso; 12/9/86
- 23 - Abby Scharlow vs. Detroit; 1/24/04
23 - Dawn LeClair vs. UW-Stevens Point; 12/1/82
- 22 - Nicole Soulis vs. Milwaukee; 2/13/06
22 - Donna Gunville at Eastern Illinois; 12/1/88
22 - Donna Gunville vs. Marquette; 2/15/88
22 - Donna Gunville vs. Akron; 2/13/88
22 - Vicki Anklam vs. UW-Stevens Point; 2/1/84
22 - Carrie Massey at UW-Stevens Point; 1/18/83
22 - Dawn LeClair vs. Creighton; 11/27/82

FIELD GOAL PERCENTAGE (min. 8 made)

- (11-11) - Mandy Stowe vs. Cincinnati; 11/29/00
(10-10) - Julie Wojta vs. Wright State; 1/7/10
(9-9) - Chandra Johnson vs. Fairfield; 12/21/02
(8-8) - Natalie Berglin vs. UIC; 1/12/05
(8-8) - Tiffany Mor vs. Detroit; 1/4/03
(8-8) - Dawn Schirmacher at San Diego; 1/4/90
(8-8) - Karen Kupper at Chicago State; 2/24/88
- (11-12) - Tiffany Mor vs. UIC; 1/12/05
(11-12) - Mandy Stowe at Wisconsin; 1/7/01
(11-12) - Kim Wood at Eastern Illinois; 1/6/94

THREE-POINT FIELD GOALS MADE

- 9 - Trisha Ebel vs. UIC; 1/29/00
- 7 - Elizabeth Dudley vs. Miami (Fla.); 11/30/02
- 6 - Megan Lukan at Detroit; 2/28/13**
6 - Lydia Bauer vs. Wright State; 3/11/11
6 - Celeste Hoewisch at UIC; 2/10/11
6 - Rachel Porath vs. Butler; 2/16/08
6 - Natalie Berglin at Connecticut; 3/20/07
6 - Abby Scharlow vs. Ohio State; 12/7/02
6 - Sara Boyer at Milwaukee; 2/23/02
6 - Sara Boyer at Illinois; 3/15/01

TRIPLE-DOUBLE

- Mary Kulenkamp vs. UIC; 2/28/04
10-pts, 12-reb, 10-ass

THREE-POINT FIELD GOALS ATTEMPTED

- 14 - Adrian Ritchie vs. Valparaiso; 3/15/13**
- 13 - Megan Lukan at Detroit; 2/28/13**
- 11 - Natalie Berglin at Iowa State; 3/16/06
11 - Sara Boyer vs. Cleveland State; 1/2/03
11 - Trisha Ebel vs. UIC; 1/29/00
- 10 - Lydia Bauer vs. Wright State; 3/11/11**
10 - Natalie Berglin at Butler; 1/25/07
10 - Tricia Grassell at Milwaukee; 12/30/04
10 - Abby Scharlow vs. Cleveland State; 3/3/05
10 - Abby Scharlow vs. Detroit; 1/24/04
10 - Sara Boyer vs. Indiana State; 12/21/01
10 - Trisha Ebel at Old Dominion; 3/18/00
10 - Sarah Meyer at Northern Illinois; 3/9/95

THREE-POINT FIELD GOAL PERCENTAGE

(min. 5 made)

- (6-6) - Abby Scharlow vs. Ohio State; 12/7/02
- (6-7) - Rachel Porath vs. Butler; 2/16/08
(6-7) - Celeste Hoewisch at UIC; 2/10/11
- (5-6) - Abby Scharlow at Detroit; 2/10/05
(5-6) - Abby Scharlow vs. Minnesota; 12/21/03
(5-6) - Lydia Bauer at Toledo; 12/08/11
- (9-11) - Trisha Ebel vs. UIC; 1/29/00
- (7-9) - Elizabeth Dudley vs. Miami (Fla.); 11/30/02
- (6-8) - Sara Boyer at Milwaukee; 2/24/02
- (5-7) - Rachel Porath at Wright State; 2/12/09
(5-7) - Rachel Porath vs. Valparaiso; 2/14/08
(5-7) - Natalie Berglin at Detroit; 1/4/07
(5-7) - Natalie Berglin vs. Alcorn State; 11/26/04
(5-7) - Trisha Ebel vs. Cleveland State; 3/11/00
(5-7) - Stacy Krueger at Cleveland State; 3/5/99
(5-7) - Sarah Meyer at Milwaukee; 1/7/95
(5-7) - Celeste Hoewisch vs. Penn St.; 11/26/10

FREE THROWS MADE

- 13 - Celeste Hoewisch vs. Virginia; 3/21/10
- 12 - Chandra Johnson vs. Cleveland St.; 3/11/00
12 - Chari Nordgaard at Milwaukee; 2/20/99
12 - Chari Nordgaard at Loyola; 1/29/98
12 - Chari Nordgaard at Wright State; 2/6/97
12 - Kim Wood at UIC; 1/7/93
- 11 - Chari Nordgaard vs. UIC; 2/25/99
11 - Stacy Krueger at Milwaukee; 2/20/99
11 - Kim Wood vs. Valparaiso; 2/3/93
11 - Dawn Schirmacher at Northern Ill.; 1/14/93
11 - Donna Gunville at Marquette; 1/28/88
11 - Rachel Green at Northern Illinois; 2/22/87
11 - Candy Kaye vs. Michigan Tech; 2/10/78

FREE THROWS ATTEMPTED

- 17 - Chari Nordgaard at Loyola; 1/29/98
- 15 - Celeste Hoewisch vs. Virginia; 3/21/10
- 14 - Chari Nordgaard at Milwaukee; 2/20/99
14 - Chari Nordgaard at Wright State; 2/6/97
14 - Kim Wood at UIC; 1/7/93
- 13 - Chandra Johnson vs. Cleveland St.; 3/11/00
13 - Amanda Leonhard at E. Michigan; 12/13/99
13 - Chari Nordgaard vs. UIC; 2/25/99
13 - Chari Nordgaard vs. Arizona; 11/13/98
- 13 - Erin Evers at UIC; 2/17/94

FREE THROW PERCENTAGE (min. 8 made)

- (11-11) - Kim Wood vs. Valparaiso; 2/3/93
(11-11) - Donna Gunville at Marquette; 1/28/88

- (10-10) - Natalie Berglin at North Dakota St.; 2/7/06
(10-10) - Natalie Berglin at UIC; 12/31/05
(10-10) - Donna Gunville vs. N. Michigan; 2/10/87
(10-10) - Kayla Tetschlag vs. Wisconsin; 11/24/09
(10-10) - Celeste Hoewisch vs. UIC; 1/23/10
- (9-9) - Amanda Leonhard at UIC; 1/27/01
(9-9) - Chari Nordgaard at UCLA; 3/13/99
- (8-8) - Julie Wojta vs. North Dakota; 12/1/10

REBOUNDS

- 22 - Karen Kupper vs. Milwaukee; 2/11/88
- 21 - Vicki Anklam at UW-River Falls; 2/9/85
21 - April Jensen vs. UW-River Falls; 2/3/79
21 - Chris Walter vs. UW-Superior; 3/4/78
- 20 - Jeanne Barta vs. UW-Parkside; 3/2/84
20 - Julie Wojta vs. Wright State; 2/11/12
- 19 - Kim Wood vs. Youngstown State; 2/25/93
19 - Jeanne Barta vs. Northern Mich.; 2/17/86
19 - Jeanne Barta vs. Saginaw Vall. St.; 12/29/85
19 - Jeanne Barta at UW-Oshkosh; 1/17/84
- 18 - Jeanne Barta at UIC; 1/26/84
18 - Kim Wood vs. Nebraska; 1/5/93

ASSISTS

- 15 - Pam Roecker vs. Milwaukee; 2/25/83
15 - Pam Roecker vs. UW-Platteville; 1/14/83
- 14 - Pam Roecker at Marquette; 2/26/83
14 - Pam Roecker at UW-Parkside; 2/4/83
14 - Pam Roecker vs. Carthage; 1/28/83
14 - Pam Roecker vs. Creighton; 11/27/82
- 13 - Natalie Berglin vs. Cleveland State; 1/26/06
13 - Sue Klaubauf vs. Michigan Tech; 11/30/84
13 - Pam Roecker vs. Marquette; 1/23/83
- 10 - Seven times by four players

STEALS

- 12 - Julie Wojta at Milwaukee; 1/7/12
- 9 - Kim Wood at Washington State; 12/7/92
9 - Jeanne Barta vs. Milwaukee; 2/7/84
- 8 - Elizabeth Dudley vs. Loyola; 1/5/02
8 - Alison Schultz vs. Denver; 12/14/97
8 - Rhonda Rice at Wright State; 1/13/96
8 - Rhonda Rice vs. Marquette; 12/5/95
8 - Sue Aspenson vs. St. Cloud State; 12/11/87
8 - Jeanne Barta vs. Milwaukee; 1/9/87
8 - Sue Aspenson vs. Calvin College; 11/30/85
8 - Kathi Bennett at UW-Oshkosh; 1/17/84
8 - Julie Wojta vs. Penn State; 11/26/10
8 - Julie Wojta vs. Wright State; 2/11/12

BLOCKED SHOTS

- 9 - Kim Wood vs. Cleveland State; 2/9/91
- 7 - Kara Olson vs. Notre Dame; 1/25/95
7 - Kim Wood vs. Nebraska; 1/5/93
- 6 - 15 times by five players

* current players in bold italics

NOTE: Individual game records begin with the 1977-78 season.

Green Bay Women's Basketball - Team Season Top 10

WINS	4. 2010-11 (36 games) 2100	8. 1998-99 (29 games) 465	STEALS	3. 1980-81 (29 games) 55.0
1. 2010-11 (36 games) 34	5. 1983-84 (30 games) 2068	9. 2002-03 (32 games) 463	1. 2010-11 (36 games) 442	4. 2011-12 (33 games) 55.1
2. 2011-12 (33 games) 31	6. 1980-81 (29 games) 2035	10. 1999-00 (30 games) 454	2. 2011-12 (33 games) 427	5. 1987-88 (28 games) 55.5
3. 2012-13 (31 games) 29	7. 2011-12 (33 games) 1937		3. 1986-87 (30 games) 414	6. 2004-05 (31 games) 55.6
2008-09 (33 games) 29	8. 1985-86 (30 games) 1922	FREE THROWS ATTEMPTED	4. 1985-86 (29 games) 404	7. 1994-95 (28 games) 56.0
2006-07 (33 games) 29	9. 2006-07 (33 games) 1885	1. 1983-84 (30 games) 703	5. 2008-09 (33 games) 396	8. 2009-10 (33 games) 56.6
6. 2009-10 (33 games) 28	10. 1986-87 (30 games) 1877	2. 1982-83 (32 games) 701	6. 1981-82 (35 games) 391	9. 1996-97 (29 games) 56.9
2002-03 (32 games) 28		3. 1997-98 (30 games) 692	7. 2009-10 (33 games) 387	
8. 2004-05 (31 games) 27	FIELD GOAL PERCENTAGE	4. 2010-11 (36 games) 690	8. 1983-84 (30 games) 375	SCORING MARGIN
1981-82 (35 games) 27	1. 1998-99 (743-1501) .495	5. 2008-09 (33 games) 686	9. 1995-96 (29 games) 370	1. 2010-11 (36 games) +20.9
10. 2007-08 (32 games) 26	2. 2002-03 (891-1812) .492	6. 1991-92 (31 games) 650	2002-03 (32 games) 370	2. 2012-13 (31 games) +19.6
	3. 2001-02 (858-1752) .490	7. 2011-12 (33 games) 622		3. 2011-12 (33 games) +19.2
WINNING PERCENTAGE	4. 2007-08 (854-1751) .488	2009-10 (33 games) 622	BLOCKED SHOTS	4. 2002-03 (32 games) +18.7
1. 2010-11 (34-2) .944	5. 1984-85 (1054-2178) .484	9. 1999-00 (30 games) 610	1. 1983-84 (30 games) 186	5. 2004-05 (31 games) +16.4
2. 2011-12 (31-2) .939	6. 2006-07 (899-1885) .477	10. 2002-03 (32 games) 609	2. 1980-81 (29 games) 180	6. 2008-09 (33 games) +15.1
3. 2012-13 (29-2) .935	7. 2004-05 (842-1775) .474		3. 1992-93 (29 games) 160	7. 1980-81 (29 games) +15.0
4. 2008-09 (29-4) .879	8. 1986-87 (885-1877) .471	FREE THROW PERCENTAGE	4. 1981-82 (35 games) 155	8. 2009-10 (33 games) +14.7
2006-07 (29-4) .879	1990-91 (843-1788) .471	1. 2006-07 (447-558) .801	5. 1993-94 (29 games) 141	2006-07 (33 games) +14.7
6. 2009-10 (28-5) .875	10. 1985-86 (897-1922) .467	2. 2010-11 (539-690) .781	6. 1991-92 (31 games) 136	10. 1990-91 (28 games) +14.5
2002-03 (28-4) .875		2. 2000-01 (428-550) .778	7. 1996-97 (29 games) 126	
8. 2004-05 (27-4) .871	3-POINT FIELD GOALS	3. 1998-99 (465-608) .765	8. 1995-96 (29 games) 124	
9. 1980-81 (24-5) .828	1. 2006-07 (33 games) 264	4. 2009-10 (475-622) .764	9. 1984-85 (35 games) 123	
10. 2007-08 (26-6) .813	2. 2002-03 (32 games) 257	5. 2003-04 (417-547) .762	1994-95 (28 games) 123	
	3. 2010-11 (36 games) 243	6. 2011-12 (473-622) .760		
POINTS	4. 2012-13 (31 games) 232	2002-03 (463-609) .760	FEWEST TURNOVERS	
1. 2010-11 (36 games) 2666	5. 2011-12 (33 games) 225	8. 2004-05 (324-428) .757	1. 2005-06 (30 games) 375	
2. 1981-82 (35 games) 2610	6. 2004-05 (31 games) 224	9. 2007-08 (442-585) .756	2. 2004-05 (31 games) 385	
3. 1984-85 (34 games) 2510	7. 2005-06 (30 games) 222	10. 1999-00 (454-610) .744	3. 2012-13 (31 games) 409	
4. 2006-07 (33 games) 2509	8. 2009-10 (33 games) 206		4. 2006-07 (33 games) 417	
5. 2002-03 (32 games) 2502	9. 2001-02 (31 games) 205	REBOUNDS	5. 2003-04 (31 games) 452	
6. 2011-12 (33 games) 2452	10. 2008-09 (33 games) 203	1. 1984-85 (34 games) 1453	6. 1987-88 (28 games) 459	
7. 1983-84 (30 games) 2384		2. 1981-82 (35 games) 1419	7. 2001-02 (31 games) 462	
8. 1982-83 (32 games) 2365	3-POINT FG ATTEMPTS	3. 1983-84 (30 games) 1364	8. 2002-03 (32 games) 467	
9. 2009-10 (33 games) 2355	1. 2006-07 (33 games) 690	4. 2010-11 (36 games) 1295	9. 1986-87 (30 games) 501	
10. 2007-08 (32 games) 2338	2. 2010-11 (36 games) 681	5. 1985-86 (30 games) 1265	10. 1989-90 (29 games) 511	
	3. 2011-12 (33 games) 664	6. 1982-83 (32 games) 1261		
SCORING AVERAGE	4. 2012-13 (31 games) 661	7. 1991-92 (31 games) 1257	ASSIST/TURNOVER RATIO	
1. 1983-84 (30 games) 79.5	5. 2005-06 (30 games) 611	8. 1986-87 (30 games) 1160	1. 2012-13 (31 games) 1.36	
2. 2002-03 (32 games) 78.2	6. 2002-03 (32 games) 596	9. 1990-91 (28 games) 1158	2004-05 (31 games) 1.36	
3. 2006-07 (33 games) 76.0	7. 2004-05 (31 games) 592	10. 1992-93 (29 games) 1148	3. 2010-11 (36 games) 1.30	
4. 1990-91 (28 games) 75.4	8. 2009-10 (33 games) 575		2006-07 (33 games) 1.30	
5. 2011-12 (33 games) 74.3	9. 2008-09 (33 games) 532	REBOUNDING AVERAGE	5. 2001-02 (31 games) 1.22	
6. 2010-11 (36 games) 74.1	10. 2003-04 (31 games) 521	1. 1983-84 (30 games) 45.5	6. 2002-03 (32 games) 1.20	
7. 1981-82 (35 games) 74.6		2. 1984-85 (34 games) 42.7	7. 2005-06 (30 games) 1.20	
8. 1982-83 (32 games) 73.9	3-POINT FG PERCENTAGE	3. 1985-86 (29 games) 42.2	8. 1985-86 (30 games) 1.20	
9. 1984-85 (34 games) 73.8	1. 1990-91 (73-116) .440	4. 1990-91 (28 games) 41.4	9. 1986-87 (30 games) 1.13	
10. 2007-08 (32 games) 73.1	2. 2002-03 (257-596) .431	5. 1991-92 (31 games) 40.5	10. 2009-10 (33 games) 1.10	
	3. 2007-08 (188-439) .428	1981-82 (35 games) 40.5		
FIELD GOALS MADE	4. 2001-02 (205-503) .408	1979-80 (27 games) 40.5	TURNOVER MARGIN	
1. 1981-82 (35 games) 1107	5. 1994-95 (107-265) .404	8. 1992-93 (29 games) 39.6	1. 2011-12 (33 games) +9.5	
2. 1984-85 (34 games) 1054	6. 1999-00 (140-351) .399	9. 1982-83 (32 games) 39.4	2. 2010-11 (36 games) +8.0	
3. 2010-11 (36 games) 942	7. 2006-07 (264-690) .383	10. 1978-79 (24 games) 39.2	3. 2008-09 (33 games) +6.88	
1983-84 (30 games) 942	8. 2008-09 (203-532) .382		4. 2005-06 (30 games) +6.63	
1982-83 (32 games) 942	9. 2004-05 (224-592) .378	ASSISTS	5. 1987-88 (28 games) +6.54	
6. 2006-07 (33 games) 899	10. 2000-01 (157-419) .375	1. 2010-11 (36 games) 721	6. 2009-10 (33 games) +5.90	
7. 1985-86 (30 games) 897		2. 1984-85 (34 games) 671	7. 2001-02 (31 games) +5.90	
8. 2002-03 (32 games) 891	FREE THROWS MADE	3. 1981-82 (35 games) 645	8. 2012-13 (31 games) +5.8	
9. 1986-87 (30 games) 885	1. 2010-11 (36 games) 539	4. 1985-86 (29 games) 623	9. 1988-89 (29 games) +5.76	
10. 2011-12 (33 games) 877	2. 1983-84 (30 games) 500	5. 2009-10 (33 games) 602	10. 2004-05 (31 games) +5.65	
	3. 1982-83 (32 games) 481	6. 1983-84 (30 games) 593		
FIELD GOALS ATTEMPTED	4. 1997-98 (30 games) 476	7. 2011-12 (33 games) 582	SCORING DEFENSE	
1. 1981-82 (35 games) 2517	5. 2009-10 (33 games) 475	8. 1986-87 (30 games) 566	1. 2012-13 (31 games) 48.1	
2. 1984-85 (34 games) 2178	6. 2008-09 (33 games) 474	9. 2001-02 (31 games) 562	2. 2008-09 (33 games) 50.8	
3. 1982-83 (32 games) 2136	7. 2011-12 (33 games) 473	10. 2002-03 (32 games) 561	2. 2010-11 (36 games) 53.1	

Green Bay Women's Basketball - Team Game Top 10

POINTS

1.	112	Cleveland State; 1/9/92
2.	109	UW-Parkside; 1/30/82
3.	103	Concordia; 2/28/86
	103	Lewis; 12/17/05
5.	100	UW-Eau Claire; 2/1/85
6.	99	UIC; 2/2/13
	99	Northeastern Illinois; 2/27/91
	99	Northern Illinois; 2/22/87
9.	98	Loyola; 2/15/03
10.	97	Four times

LARGEST MARGIN OF VICTORY (score)

1.	60 (93-33)	Concordia; 2/15/80
2.	59 (84-25)	Youngstown State; 2/5/11
3.	58 (86-28)	UW-Stout; 12/12/84
4.	55 (86-31)	Lakeland; 12/13/83
5.	52 (88-36)	St. Mary's College; 2/13/81
	52 (79-27)	Northern Arizona; 12/15/07
7.	51 (85-34)	Milwaukee; 1/7/95
	51 (87-36)	Chicago State; 2/10/84
9.	50 (92-42)	Loyola; 2/11/06
	50 (103-53)	Lewis; 12/17/05

FIELD GOALS MADE

1.	44	Carthage; 1/28/83
	44	Concordia; 2/28/86
3.	43	Cleveland State; 1/9/92
	43	Marycrest College; 12/9/83
5.	42	UW-Eau Claire; 2/1/85
6.	41	Carthage; 1/14/84
	41	Valparaiso; 12/9/86
8.	40	5 times

FIELD GOALS ATTEMPTED

1.	92	UW-Stevens Point; 12/1/82
2.	84	Carthage; 1/28/83
3.	81	Chicago State; 2/10/84
4.	80	UW-Eau Claire; 1/20/84
	80	Northeastern Illinois; 2/22/86
	80	Winona State; 11/22/85
	80	Lakeland; 12/13/83
8.	79	Northeastern Illinois; 2/27/91
9.	78	Northland; 2/11/84
	78	Valparaiso; 2/15/91

FIELD GOAL PERCENTAGE (min. 20 made)

1.	.690 (40-58)	Western Illinois; 3/11/94
2.	.667 (34-51)	Cleveland State; 1/10/08
3.	.660 (31-47)	Loyola; 3/1/02
4.	.655 (38-58)	Lewis; 12/17/05
5.	.654 (34-52)	South Dakota State; 1/18/05
6.	.650 (39-60)	Northern Illinois; 2/22/87
7.	.642 (34-53)	Wright State; 1/19/91
	.642 (34-53)	Butler; 2/26/11
9.	.639 (23-36)	Western Carolina; 12/20/96
10.	.636 (42-66)	UW-Eau Claire; 2/1/85

THREE-POINT FIELD GOALS MADE

1.	16	Cleveland State; 1/26/06
	16	Cleveland State; 3/3/05
	16	Miami (Fla.); 11/30/02
4.	15	Detroit; 2/28/13
	15	Butler; 3/11/07
	15	Detroit; 2/10/05
	15	Indiana State; 12/21/01
8.	14	Indiana State; 12/9/06
	14	Loyola; 12/29/05

14 Richmond; 11/24/12

THREE-POINT FIELD GOALS ATTEMPTED

1.	40	Iowa State; 3/16/06
2.	38	Detroit; 2/9/12
3.	36	Detroit; 2/28/13
	36	Valparaiso; 2/24/11
	36	Cleveland State; 1/12/06
	36	Cleveland State; 3/3/05
7.	35	Cleveland State; 1/26/06
8.	34	Valparaiso; 3/13/13
9.	33	Indiana State; 12/21/01
10.	32	Miami (Fla.); 11/30/02

THREE-POINT FIELD GOAL PERCENTAGE

(min. 8 made)

1.	.714 (10-14)	Butler; 2/27/03
2.	.706 (12-17)	Lewis; 12/17/05
3.	.667 (10-15)	Drake; 11/9/07
	.667 (10-15)	Ohio State; 12/7/02
	.667 (8-12)	Montana State; 11/25/94
6.	.643 (9-14)	Wisconsin; 12/11/04
7.	.636 (7-11)	Wisconsin; 11/18/10
8.	.632 (12-19)	Ball State; 12/10/09
	.632 (12-19)	Milwaukee; 2/23/02
10.	.625 (10-16)	South Dakota State; 1/18/05
	.625 (10-16)	Butler; 3/4/00

FREE THROWS MADE

1.	35	Detroit; 2/10/01
2.	33	Milwaukee; 2/20/99
	33	North Dakota; 12/1/10
3.	31	Illinois State; 12/22/06
4.	30	Milwaukee; 1/23/99
5.	29	Cleveland State; 3/11/00
	29	Milwaukee; 2/7/84
	29	Marquette; 2/26/83
8.	28	Northern Arizona; 11/25/06
	28	Cleveland State; 1/18/96
	28	LaSalle; 2/4/95

FREE THROWS ATTEMPTED

1.	44	Cleveland State; 3/6/98
2.	42	Detroit; 2/10/01
	42	North Dakota; 12/1/10
3.	40	Virginia; 3/21/10
	40	Milwaukee; 1/23/99
	40	California; 11/29/97
6.	39	UW-La Crosse; 11/20/82
7.	38	Milwaukee; 2/7/84
	38	UW-Superior; 1/21/84
	38	UW-River Falls; 12/28/82
10.	37	Milwaukee; 2/20/99
	37	Marquette; 1/21/91
	37	Winona State; 12/7/84

FREE THROW PERCENTAGE (min. 10 made)

1.	1.000 (16-16)	Milwaukee; 2/10/07
	1.000 (13-13)	at North Dakota State; 11/11/11
	1.000 (12-12)	at Butler; 1/27/11
	1.000 (11-11)	Detroit; 1/22/05
	1.000 (11-11)	Hartford; 11/25/10
	1.000 (10-10)	Iowa State; 3/23/10
	1.000 (10-10)	Xavier; 12/2/00
	1.000 (10-10)	Nebraska; 12/5/87
8.	.955 (21-22)	UIC; 1/27/01
9.	.950 (19-20)	Northern Illinois; 3/5/89
	.950 (19-20)	Milwaukee; 2/2/08

REBOUNDS

1.	62	Valparaiso; 2/15/91
	62	Valparaiso; 1/17/91
3.	61	Concordia; 2/27/87
4.	60	Northern Illinois; 1/31/92
5.	58	Loyola; 2/20/97
	58	Chicago State; 2/10/84
7.	57	Cleveland State; 2/9/91
	57	Chicago State; 2/8/90
	57	Lakeland; 12/13/83
	57	SIU-Edwardsville; 12/3/82

ASSISTS

1.	34	UIC; 3/2/13
2.	33	Concordia; 2/28/86
3.	32	Eastern Kentucky; 11/29/86
4.	31	UW-Parkside; 1/3/86
5.	29	St. Mary's (Ind.); 2/11/83
6.	28	Milwaukee; 3/5/95
	28	LIU-Brooklyn; 1/15/87
	28	UW-La Crosse; 2/12/86
	28	California Baptist; 1/11/86
	28	Marquette; 1/10/85

STEALS

1.	27	Youngstown State; 2/5/09
2.	25	Loyola; 1/27/00
3.	23	Milwaukee; 1/7/95
	23	Chicago State; 1/14/88
	23	Carthage; 1/14/84
6.	22	Centenary; 11/28/03
	22	Marquette; 1/28/88
	22	Eastern Kentucky; 11/29/86
	22	Northeastern Illinois; 2/22/86
10.	21	Milwaukee; 2/15/86
	21	Milwaukee; 1/7/12

BLOCKED SHOTS

1.	17	Cleveland State; 2/9/91
2.	13	Alcorn State; 11/26/04
	13	Chattanooga; 12/2/95
	13	Butler; 1/14/95
5.	12	Detroit; 2/14/98
	12	Texas A&M; 12/10/96
	12	Milwaukee; 12/11/92
	12	Akron; 1/11/92
	12	Milwaukee; 3/3/84
10.	11	Four times

FEWEST TURNOVERS

1.	5	Wright State; 2/23/06
	5	Kent State; 12/3/03
	5	Wright State; 2/3/01
	5	UIC; 1/29/88
	5	Northern Michigan; 1/8/82
6.	6	Milwaukee; 3/9/07
7.	7	Loyola; 3/17/13
	7	Illinois State; 12/13/08 (KEC Record)
	7	Cleveland State; 2/17/05

Team game records begin with the 1981-82 season.

Green Bay Women's Basketball - Coaching Summary

Season	Overall			League				Postseason	Coach
	W	L	Pct	W	L	Pct.	League Finish		
1973-74	3	9	.250	-	-	-	-		Carol Hammerle
1974-75	8	9	.471	-	-	-	-		Carol Hammerle
1975-76	7	12	.368	-	-	-	-		Carol Hammerle
1976-77	4	17	.190	-	-	-	-		Carol Hammerle
1977-78	14	9	.609	-	-	-	-		Carol Hammerle
1978-79	17	7	.708	-	-	-	-		Carol Hammerle
1979-80	18	9	.667	-	-	-	-	MAIAW Regionals	Carol Hammerle
1980-81	24	5	.828	-	-	-	-	MAIAW Regionals	Carol Hammerle
1981-82	27	8	.771	10	0	1.000	First	AIAW D-II Quarterfinals	Carol Hammerle
1982-83	23	9	.719	5	1	.833	First	NAIA Districts	Carol Hammerle
1983-84	24	6	.800	7	3	.700	Second	NAIA Districts	Carol Hammerle
1984-85	24	10	.706	-	-	-	-	NAIA Districts	Carol Hammerle
1985-86	21	9	.700	-	-	-	-	NAIA Nationals	Carol Hammerle
1986-87	24	6	.800	-	-	-	-	NAIA Final Four	Carol Hammerle
1987-88	22	6	.786	-	-	-	-		Carol Hammerle
1988-89	19	10	.655	11	3	.786	Third		Carol Hammerle
1989-90	16	13	.552	7	5	.583	Third		Carol Hammerle
1990-91	22	6	.786	13	1	.929	First		Carol Hammerle
1991-92	24	7	.774	12	0	1.000	First	WNIT	Carol Hammerle
1992-93	19	10	.655	14	2	.875	Second		Carol Hammerle
1993-94	18	11	.621	13	5	.722	Second	NCAA First Round	Carol Hammerle
1994-95	19	9	.679	10	6	.625	T-Fourth		Carol Hammerle
1995-96	20	9	.690	14	2	.875	First		Carol Hammerle
1996-97	18	11	.621	11	5	.688	Third		Carol Hammerle
1997-98	21	9	.700	11	3	.786	Second	NCAA First Round	Carol Hammerle
1998-99	19	10	.655	13	1	.929	First	NCAA First Round	Kevin Borseth
1999-00	21	9	.700	12	2	.857	First	NCAA First Round	Kevin Borseth
2000-01	22	9	.710	12	2	.857	T-First	WNIT	Kevin Borseth
2001-02	24	7	.774	15	1	.938	First	NCAA First Round	Kevin Borseth
2002-03	28	4	.875	15	1	.938	First	NCAA Second Round	Kevin Borseth
2003-04	23	8	.742	13	3	.813	First	NCAA First Round	Kevin Borseth
2004-05	27	4	.871	15	1	.938	First	NCAA First Round	Kevin Borseth
2005-06	23	7	.767	14	2	.875	T-First	WNIT	Kevin Borseth
2006-07	29	4	.879	16	0	1.000	First	NCAA Second Round	Kevin Borseth
2007-08	26	6	.813	17	1	.944	First	WNIT	Matt Bollant
2008-09	29	4	.879	18	0	1.000	First	NCAA First Round	Matt Bollant
2009-10	28	5	.848	15	3	.833	First	NCAA Second Round	Matt Bollant
2010-11	34	2	.944	18	0	1.000	First	NCAA Sweet 16	Matt Bollant
2011-12	31	2	.939	17	1	.944	First	NCAA Second Round	Matt Bollant
2012-13	29	2	.935	16	0	1.000	First	NCAA Tournament	Kevin Borseth
TOTALS	861	309	.736						

Green Bay Women's Basketball - All Time vs. Opponents

Air Force 1-5-85 N 87-78 W	1-0 (1.000)	12-5-12 A 54-50 L	12-17-79 N 73-55 W	Lake Superior St. 1-4-81 N 73-83 L	0-1 (.000)	Montana State Last Meeting... 11-25-94 A 79-75 W	1-1 (.500)
Akron Last Meeting... 2-6-92 A 68-49 W	9-2 (.818)	Central Missouri St. 12-4-82 A 55-85 L	Florida Last Meeting... 1-3-00 A 47-91 L	Lakeland 12-13-83 A 86-31 W	0-2 (.000)	Morningside 11-27-83 N 74-63 W	1-0 (1.000)
Alabama-Livingston 3-19-82 N 68-87 L	0-1 (.000)	Charlotte 1-4-91 A 60-75 L	Florida A&M Last Meeting... 11-24-89 N 70-53 W	LaSalle Last Meeting... 2-4-95 H 70-49 W	2-0 (1.000)	Nebraska Last Meeting... 12-12-97 H 60-76 L	1-4 (.200)
Alcorn State Last Meeting... 11-26-04 H 92-52 W	2-0 (1.000)	Chattanooga 12-2-95 H 60-46 W	Fla. International Last Meeting... 11-21-09 H 67-56 W	Lawrence Last Meeting... 2-22-75 H 57-33 W	2-0 (1.000)	New Mexico 3-18-07 N 59-52 W	1-0 (1.000)
Arkansas-Little Rock 3-20-11 N 59-55 W	1-0 (1.000)	Chicago State Last Meeting... 11-19-08 H 66-48 W	Florida State Last Meeting... 11-26-94 N 88-60 W	Lewis Last Meeting... 12-17-05 H 103-53 W	2-2 (.500)	New Mexico State Last Meeting... 11-29-01 H 87-47 W	2-0 (1.000)
Arizona Last Meeting... 12-20-07 H 81-59 W	2-1 (.667)	Cincinnati Last Meeting... 11-29-00 H 90-68 W	George Washington 11-13-10 N 75-51 W	Loras Last Meeting... 12-1-84 H 71-50 W	2-0 (1.000)	Niagara Last Meeting... 2-27-88 A 62-47 W	2-0 (1.000)
Arkansas Tech 3-16-87 N 82-56 W	1-0 (1.000)	Cleveland State Last Meeting... 2-14-13 H 88-51 W	Georgia Last Meeting... 2-15-93 A 60-82 L	LSU Last Meeting... 3-22-09 A 59-69 L	2-0 (1.000)	UNC-Wilmington 12-2-94 H 64-21 W	1-0 (1.000)
Army 1-17-87 A 59-49 W	1-0 (1.000)	Colorado State Last Meeting... 1-4-01 H 69-56 W	Georgia Tech 11-26-11 N 67-62 W	Louisville 11-30-91 N 62-68 L	0-2 (.000)	North Central Coll. Last Meeting... 12-6-85 H 60-40 W	3-0 (1.000)
Aquinas College Last Meeting... 2-11-84 H 66-64 W	1-1 (.500)	Concordia Last Meeting... 2-27-87 H 71-42 W	Grand Valley State Last Meeting... 11-29-85 N 65-72 L	Loyola (Ill.) Last Meeting... 3-17-13 H 54-38 W	0-1 (.000)	North Dakota Last Meeting... 12-1-10 H 83-40 W	4-0 (1.000)
Auburn 11-19-04 N 64-56 W	1-0 (1.000)	Connecticut 3-20-07 A 70-94 L	Hartford 11-25-10 N 78-44 W	Loyola Marymount 1-8-86 A 67-62 W	44-5 (.898)	North Dakota State Last Meeting... 12-18-12 H 72-37 W	5-0 (1.000)
Auburn-Montgomery 3-13-87 N 87-61 W	1-0 (1.000)	Creighton Last Meeting... 12-16-95 H 61-63 L	Houston 3-20-04 N 47-62 L	Maine Last Meeting... 12-5-03 H 73-76 L	1-0 (1.000)	North Georgia 3-16-87 N 76-85 L	1-0 (1.000)
Ball State Last Meeting... 12-20-11 H 80-39 W	3-0 (1.000)	Culver-Stockton 11-23-84 N 70-68 W	Idaho 11-30-97 N 65-50 W	Marquette Last Meeting... 12-8-12 A 55-46 W	1-1 (.500)	N.E. Illinois Last Meeting... 12-12-91 H 58-33 W	4-1 (.800)
Bellarmino 12-29-80 N 75-51 W	1-0 (1.000)	Dartmouth 12-30-94 A 72-37 W	Illinois Last Meeting... 11-24-11 N 82-62 W	Marycrest 12-9-83 N 94-58 W	31-8 (.795)	Northern Arizona Last Meeting... 12-15-07 H 79-27 W	2-0 (1.000)
Bemidji State Last Meeting... 3-3-87 A 82-67 W	3-0 (1.000)	Davis & Elkins 3-11-82 N 66-56 W	UIC Last Meeting... 3-2-13 A 67-36 W	Maryland 3-20-05 A 55-65 L	1-0 (1.000)	Northern Illinois Last Meeting... 11-28-07 H 76-54 W	12-13 (.480)
Bowling Green Last Meeting... 12-22-93 H 69-71 L	1-1 (.500)	Dayton 2-5-87 A 49-56 L	Illinois State Last Meeting... 12-13-08 H 49-60 L	Mercer 12-4-98 N 68-48 W	0-1 (.000)	Northern Iowa Last Meeting... 11-10-12 A 54-53 W	9-2 (.818)
Bradley Last Meeting... 11-24-01 N 63-70 L	1-2 (.333)	Denver Last Meeting... 1-3-99 A 68-76 L	Indiana 11-28-97 N 65-75 L	Miami (Fla.) Last Meeting... 11-16-08 A 63-61 W	2-0 (1.000)	Northern Michigan Last Meeting... 2-10-87 H 66-56 W	12-10 (.545)
Brigham Young 1-7-89 A 67-81 L	0-1 (.000)	DePaul Last Meeting... 12-2-09 H 79-68 W	Indianapolis 11-30-12 H 64-52 W	Miami (Ohio) 12-1-90 N 66-75 L	0-1 (.000)	Northland College Last Meeting... 11-23-85 N 87-44 W	6-0 (1.000)
Brooklyn College 1-15-87 A 81-57 W	1-0 (1.000)	Detroit Last Meeting... 3-15-12 H 71-54 W	Indiana State Last Meeting... 12-9-06 H 84-66 W	Michigan 12-14-89 A 49-63 L	66-75 L	N.W. Missouri St. Last Meeting... 1-3-85 N 78-84 L	0-2 (.000)
Butler Last Meeting... 1-26-12 A 60-36 W	37-7 (.844)	Drake Last Meeting... 11-22-08 H 64-53 W	IPFW Last Meeting... 2-14-04 H 77-54 W	Michigan State Last Meeting... 3-22-11 N 65-56 W	0-1 (.000)	Notre Dame Last Meeting... 1-25-95 H 56-67 L	1-1 (.500)
California 11-29-97 N 59-58 W	1-0 (1.000)	Duke 1-2-91 A 59-70 L	IUPUI Last Meeting... 11-17-00 A 83-66 W	Michigan Tech Last Meeting... 12-7-85 H 71-49 W	1-3 (.250)	Oakland Last Meeting... 11-15-06 H 90-68 W	2-0 (1.000)
California Baptist 1-11-86 A 72-57 W	1-0 (1.000)	Eastern Illinois Last Meeting... 2-10-94 H 78-51 W	Iowa Last Meeting... 12-7-06 H 67-43 W	Milwaukee Last Meeting... 3-9-13 A 80-56 W	0-1 (.000)	Ohio State Last Meeting... 12-7-02 H 74-64 W	1-1 (.500)
Cal-State Fullerton 12-30-89 A 50-69 L	0-1 (.000)	Eastern Kentucky 11-29-86 N 94-85 W	Iowa State Last Meeting... 3-23-10 A 56-60 L	Minnesota Last Meeting... 11-14-10 A 79-75 W	6-6 (.500)	Okla. Christian 3-14-86 N 48-78 L	0-1 (.000)
Calvin College 11-30-85 N 87-47 W	1-0 (1.000)	Eastern Michigan Last Meeting... 11-18-11 H 84-53 W	James Madison Last Meeting... 11-22-12 N 86-89 (OT) L	Minn.-Duluth Last Meeting... 2-20-88 H 81-69 W	1-1 (.500)	Old Dominion Last Meeting... 3-18-00 A 85-94 L	0-2 (.000)
Canisius 2-26-88 A 71-44 W	1-0 (1.000)	Eastern Washington Last Meeting... 12-5-92 A 67-55 W	Kansas State Last Meeting... 12-5-07 H 68-56 W	Missouri Last Meeting... 11-23-12 N 55-33 W	2-1 (.667)	Oregon Last Meeting... 11-26-02 H 69-53 W	2-0 (1.000)
Carroll Last Meeting... 2-1-86 A 53-70 L	8-4 (.667)	Evansville Last Meeting... 12-18-10 H 72-48 W	Kent State Last Meeting... 11-22-04 A 63-57 W	UM-Saint Louis 11-26-82 A 75-58 W	1-0 (1.000)	Pacific Last Meeting... 11-25-05 H 56-41 W	2-0 (1.000)
Carthage Last Meeting... 1-18-85 N 75-52 W	13-7 (.650)	Fairfield Last Meeting... 12-21-02 H 80-52 W	Ky. Wesleyan 12-28-81 N 73-67 W	Missouri State Last Meeting... 12-3-08 H 80-56 W	2-0 (1.000)		
Centenary 11-28-03 H 97-48 W	1-0 (1.000)	Ferris State 1-0 (1.000)					
Central Michigan Last Meeting...	2-5 (.286)						

Green Bay Women's Basketball - All Time vs. Opponents

Penn State 11-26-10 N 79-74 W	1-0 (1.000)	TCU Last Meeting... 12-11-03 H 51-62 L	1-1 (.500)	UW-Oshkosh Last Meeting... 2-6-86 A 70-62 W	4-2 (.667)
Pepperdine 12-14-98 H 67-68 L	0-1 (.000)	Texas-San Antonio 1-24-88 N 57-62 L	0-1 (.000)	UW-Parkside Last Meeting... 12-14-04 H 72-65 W	19-0 (1.000)
Princeton 1-12-87 A 67-55 W	1-0 (1.000)	Toledo Last Meeting... 12-8-11 A 72-65 W	3-1 (.750)	UW-Platteville Last Meeting... 2-2-85 H 86-57 W	4-3 (.571)
Richmond Last Meeting... 11-24-12 N 79-48 W	1-0 (1.000)	UCLA 3-13-99 A 69-76 L	0-1 (.000)	UW-River Falls Last Meeting... 2-9-85 A 69-60 W	6-3 (.667)
Ripon Last Meeting... 12-6-78 A 74-28 W	7-2 (.777)	Utah Last Meeting... 11-27-10 N 60-40 W	1-1 (.500)	UW-Stevens Point Last Meeting... 1-13-86 H 68-46 W	8-11 (.421)
Rust College 12-20-84 N 56-58 L	0-1 (.000)	Univ. of Chicago 11-22-80 H 62-39 W	1-0 (1.000)	UW-Stout Last Meeting... 12-12-84 H 86-28 W	9-0 (1.000)
Saginaw Valley St. Last Meeting... 12-13-87 H 61-52 W	1-3 (.250)	Univ. of San Diego 1-4-90 A 45-64 L	0-1 (.000)	UW-Superior Last Meeting... 1-21-84 A 82-70 W	4-6 (.400)
Saint Bonaventure Last Meeting... 1-5-12 H 61-42 W	1-0 (1.000)	U.S. International 1-10-86 A 63-91 L	0-1 (.000)	UW-Whitewater Last Meeting... 1-15-85 A 68-71 L	4-6 (.400)
Santa Clara Last Meeting... 12-18-04 H 85-69 W	2-0 (1.000)	Valparaiso Last Meeting... 3-13-13 H 80-59 W	28-4 (.875)	Wright State Last Meeting... 1-28-13 A 70-48 W	50-3 (.943)
South Alabama 11-15-98 N 77-54 W	1-0 (1.000)	Vermont Last Meeting... 11-26-05 H 62-52 W	2-0 (1.000)	Wyoming 1-5-89 A 73-76 L(ot)	0-1 (.000)
South Dakota Last Meeting... 12-28-10 H 70-53 W	2-0 (1.000)	Villanova Last Meeting... 12-29-91 A 64-58 W	2-0 (1.000)	Xavier Last Meeting... 11-23-01 N 64-51 W	4-3 (.571)
South Dakota St. 1-18-05 H 86-52 W	1-0 (1.000)	Virginia 3-21-10 N 69-67 W	1-0 (1.000)	Yale 11-25-95 N 67-49 W	1-0 (1.000)
South Florida 1-5-00 A 76-72 W	1-0 (1.000)	Washington 3-22-03 N 78-65 W	1-0 (1.000)	Youngstown State Last Meeting... 2-16-13 H 60-46 W	28-1 (.966)
S.E. Missouri St. Last Meeting... 12-10-10 H 74-40 W	3-0 (1.000)	Washington State Last Meeting... 12-7-92 A 52-59 L	1-1 (.500)		
Southern 12-6-97 N 71-44 W	1-0 (1.000)	Wayland Baptist 3-14-87 N 74-73 W	1-0 (1.000)		
Southern Illinois Last Meeting... 12-28-09 H 75-64 W	2-0 (1.000)	Western Carolina 12-20-96 N 62-40 W	1-0 (1.000)		
SIU-Edwardsville Last Meeting... 12-3-82 N 78-49 W	2-0 (1.000)	Western Illinois Last Meeting... 3-11-94 N 89-52 W	5-1 (.833)		
SMU 12-18-95 A 58-82 L	0-1 (.000)	Western Michigan Last Meeting... 11-24-95 N 59-60 L	2-1 (.667)		
St. Cloud State Last Meeting... 12-11-87 H 66-62 W	1-2 (.333)	Wichita State Last Meeting... 12-30-12 A 63-42 W	2-1 (.667)		
St. Francis (Ill.) Last Meeting... 12-8-85 H 77-30 W	2-1 (.667)	William Penn Last Meeting... 11-24-84 N 61-68 L	0-2 (.000)		
St. Francis (N.Y.) 11-24-00 N 93-55 W	1-0 (1.000)	Winona State Last Meeting... 11-8-08 H 90-52 W	3-0 (1.000)		
St. Mary's (Ind.) Last Meeting... 2-11-83 H 79-48 W	2-0 (1.000)	Wisconsin Last Meeting... 12-23-12 h 53-38 W	11-12 (.478)		
St. Norbert Last Meeting... 2-4-82 H 86-47 W	14-3 (.824)	Utah 11-27-10 N 60-40 W	1-0 (1.000)		
Stanford 3-16-94 A 56-81 L	0-1 (.000)	UW-Eau Claire Last Meeting... 2-1-85 H 100-56 W	6-3 (.667)		
Tennessee 11-26-96 A 36-71 L	0-1 (.000)	UW-Fond du Lac Last Meeting... 2-18-75 N 42-39 W	1-1 (.500)		
Texas 3-15-02 A 55-60 L	0-1 (.000)	UW-La Crosse Last Meeting... 2-12-86 H 84-66 W	5-5 (.500)		
Texas A&M Last Meeting... 12-10-96 H 78-57 W	1-1 (.500)				



GREEN BAY GETS NO. 11 SEED IN NCAA TOURNAMENT

BY: SCOTT VENCI, GREENBAYPRESSGAZETTE.COM

MARCH 18, 2013

The University of Wisconsin-Green Bay women's basketball team often has earned the respect of the teams it has played the past few years.

It just can't seem to get it from the NCAA tournament selection committee.

The Phoenix not only was given a No. 11 seed when pairings were announced on Monday night, but it will play No. 6 seed LSU on its home floor in Baton Rouge in a first-round game on Sunday.

It's a rematch, along with the same seeds and location, from 2009 when Green Bay lost to LSU 69-59 in a first-round game.

It's likely that Green Bay coach Kevin Borseth, his coaching staff and at least some of the players weren't particularly thrilled with the seed, one season after it was disappointed with a No. 7 seed that also seemed a bit low at the time.

Still, they were trying to put their best spin on the situation.

"Well, it's warm," said Green Bay coach Kevin Borseth, whose team will be playing in its fifth straight NCAA tournament. "The good news is that they are in the same time zone as we are on. I think in some regards the biggest fear is having to go over that mountain, and traveling over the mountain is a little difficult at times.

"A lot of this comes down to energy. Hopefully, we will have a lot of it."

It's the second straight year Green Bay will be forced to play on an opponent's home floor to start the tournament. The Phoenix beat Iowa State in Ames last season before losing to Kentucky in the second round.

Despite going 29-2 this season, riding a 24-game winning streak and being ranked No. 20 in the country, the Phoenix did

not receive any favors from the selection committee.

When Green Bay became the first Horizon League team to earn an at-large bid in 2010, it had lost three conference games during the season and then lost to Cleveland State in a Horizon League tournament semifinal game. It was given a No. 12 seed.

It is worth wondering how this team only got one seed higher, and also about the possibility that it would have been left out of the tournament altogether had it lost in the Horizon tournament last week.

"We don't take it too personally," senior forward Sarah Eichler said. "As far as we are concerned, we are excited. We are going to be in Louisiana. It's a good place to start."

Green Bay hasn't been a team that needs any extra motivation, but it can't hurt entering a tournament with a little something extra to prove.

"I think we always have a chip on our shoulder going in, whether we get a good seed or a bad seed," Eichler said. "I mean, we are used to having a target on our back and it's nice to go into the tournament being an underdog and knowing you are not expected to win. Having that shocking factor of being that surprising team that does beat good teams."

The winner of the Green Bay-LSU game will face either No. 3 seed Penn State or No. 14 seed Cal Poly in the second round.

The Tigers (20-11) will present a tough matchup for the Phoenix. LSU has several quality wins this season, including ones over No. 7 ranked Kentucky, No. 9 Texas A&M and No. 14 Georgia.

The team is led by 6-foot-5 standout junior forward Theresa Plaisance, who is

averaging 17.4 points and 8.3 rebounds.

LSU has gone 13-3 at home.

"You have to be 10 points better when you go on the road," Borseth said. "It's like playing a conference road game. I always told our players that you have to be a little bit better.

"We just have to make sure we are a little more prepared. It is what it is at this point."



PHOENIX BITES TONGUE OVER SEED

BY: GARY D'AMATO, MILWAUKEE JOURNAL-SENTINEL

MARCH 18, 2013

Kevin Borseth took the high road Monday night.

Minutes earlier, Green Bay's women's basketball coach had learned that his 20th-ranked team was seeded 11th in the Spokane Region for the NCAA Tournament.

If Borseth was upset, he was keeping it to himself.

"You know what?" he said. "We were happy to see our name come up on the screen (during the selection show on ESPN). We're not in a position to question. We do whatever we're told to do."

The Phoenix (29-2) will face sixth-seeded Louisiana State (20-11) in a first-round game at 6:30 p.m. Sunday in Baton Rouge, La.

Green Bay is No. 21 in the RPI, the index used by the NCAA women's basketball committee to seed teams in the tournament. Unranked LSU is No. 34.

"Oh, you've done the math, too?" Borseth said.

That was as critical as he was going to get about the selection process.

"We get an opportunity to play," said Borseth, in the first year of his second stint as Green Bay's head coach. "There are over 300 teams that try to get in and only 64 get in and we're one of them."

"We're privileged to be able to play and represent Green Bay and the Horizon League."

The Phoenix hasn't lost since Dec. 5 at Central Michigan and will take a 24-game winning streak into the tournament.

On Sunday, Green Bay beat Loyola, 54-38, to win its fifth consecutive Horizon League

tournament title.

"This was the goal of the year, to get in the NCAA, and we're in," Borseth said. "There are no guarantees unless you win your conference tournament."

The Phoenix will be making its fifth consecutive NCAA Tournament appearance.

Last year, under coach Matt Bollant, Green Bay went into the tournament as a No. 7 seed and beat Iowa State, 71-57, in the first round before losing to Kentucky, 65-62.

"People were upset about (the seeding) last year. . . but I was happy to be in the NCAA Tournament," said senior forward Sarah Eichler of Grafton. "I was happy to be wearing that blue dot on my jersey and that is something we don't take for granted whether we're a seven seed or a 12 seed or a 15 seed. We're happy to keep playing."

The Phoenix reached the Sweet 16 in 2011 and also reached the second round in 2010.

In Borseth's first stint as coach (1998-2007), Green Bay made seven NCAA Tournament appearances and twice reached the second round.

Borseth said he didn't know much about LSU, which finished sixth in the SEC standings.

"Not a lot," he said. "Hopefully, some videotape will help us out."

He said there was no point in getting upset about where the Phoenix was seeded.

"We're not changing anything," he said. "It is what it is. We have to go down there and play, and play hard."

Eichler agreed.

"We know once we go onto that floor, those numbers in front of our name mean nothing," she said. "We're playing the game of basketball and the best team is going to win."



GREEN BAY TAKES HORIZON LEAGUE TITLE, NCAA BERTH

BY: SCOTT VENCI, GREENBAYPRESSGAZETTE.COM

MARCH 17, 2013

The University of Wisconsin-Green Bay women's basketball team is back in a familiar spot.

The Phoenix clinched an automatic bid to the NCAA tournament with a 54-38 win over Loyola in the Horizon League title game in front of 2,367 at the Kress Events Center on Sunday afternoon.

Green Bay will play in the NCAAs for the fifth straight season and the 14th overall.

Kevin Borseth's goal when he returned to coach Green Bay this season was to not screw up the success he helped build before he left for Michigan and continued when Matt Bollant roamed the sideline here for five years.

He didn't.

Green Bay will enter the tournament with a 29-2 record and riding a 24-game winning streak. It also is considered one of the best teams in the country, with a No. 20 ranking in The Associated Press Top 25 poll.

"It's good to be along for the ride, I'll tell you that," Borseth said. "It's a special group of kids."

Green Bay likely would have earned an at-large bid to the tournament even with a loss to the Ramblers, but it took no chances.

The Phoenix pulled away from Loyola in the first half, going on a 17-4 run that gave it a 21-8 lead with 7 minutes, 45 seconds remaining in the half.

The run was sparked by senior guard Adrian Ritchie, who scored 10 of her 15 points during that span. It included two 3-pointers, the first of which gave her the school record for most career 3s made. Ritchie, who has hit 195 3-pointers, also was named the tournament MVP.

Green Bay led 34-17 at the half, and that was a good thing since it struggled offensively for the final 20 minutes.

Midway through the second half, Green Bay had more air balls (three) than field goals (two). It started the half 2-for-23 from the field, but its strong defense kept Loyola from mounting any sort of serious comeback.

The Ramblers never got closer than 11 points.

"It's the same thing we have been saying the four years we have been here," said senior forward Sarah Eichler, who finished with a game-high 16 points. "It's all about defense. It's always been about defense. It's two ways, you play offense and you play defense. If you aren't putting the ball in the basket, you better make sure they are not either.

"We played really good defense in the second half, even though our shots weren't falling."

The Phoenix was 8-for-34 (23.5 percent) in the second half and just 1-for-14 from 3-point range. It finished 23-for-64 (35.9 percent) overall and 5-for-28 (17.9 percent) from long range.

Loyola was worse.

The Ramblers were 14-for-47 (29.8 percent) and 2-for-18 (11.1) on 3s. Their top scoring options, Monica Albano, Simone Law and Taylor Johnson, only scored a combined 26 points and shot 10-for-35. Law also grabbed a career-high 14 rebounds.

"We have experience, especially when there are four seniors in there," Ritchie said. "Obviously, we want to hit those shots and we haven't found our flow yet. You don't want to get lulled asleep just because we are up 15 or whatever it was

at the half.

"Loyola is a good team, they can make a run just like that. We can always fall back on our defense. Our shots are eventually going to fall. If they can't score, we are going to be fine."

Now the fun starts.

Green Bay will find out during the women's selection show on Monday night which team it is playing and where when the tournament starts this week.

Nobody appeared too concerned with the seed the Phoenix will earn, instead just letting the process play out.

Green Bay has learned anything is possible over the last few years. It earned an at-large bid in 2010 when many felt it would be left out of the NCAAs, and it earned a No. 7 seed last season when many thought it would be higher.

"People were upset last year, and there was a stir that kind of went with it," Eichler said. "But, I was happy to be in the NCAA tournament. I was happy to be wearing that blue dot on my jersey."

"That is something we don't take for granted, whether we are a seven seed, or a 12 seed or a 15 seed. We are just happy to keep playing."



PHOENIX TO MAKE FIFTH-STRAIGHT NCAA APPEARANCE

BY: GARY D'AMATO, MILWAUKEE JOURNAL-SENTINEL

MARCH 17, 2013

The UW-Green Bay athletic department probably has a line item in its annual budget for extra nets at the Kress Events Center.

That's because the women's basketball team keeps cutting them down.

The top-seeded Phoenix won its third consecutive Horizon League championship game - all at the Kress Center - by throttling third-seeded Loyola, 54-38, on Sunday afternoon.

A couple of seniors, tournament MVP Adrian Ritchie of De Pere and Sarah Eichler of Grafton, who joined Ritchie on the all-tournament team, had the honor of cutting down the nets, with many in the crowd of 2,367 sticking around to watch.

It's one habit that never gets old.

"The nets fray pretty easy these days," joked Phoenix coach Kevin Borseth. "It was time to change them, anyway."

Green Bay improved to 29-2 with its 24th consecutive victory and earned the conference's automatic NCAA bid. The Phoenix will learn its seeding and first-round opponent Monday.

"We don't have any control over that," Borseth said. "Whatever it's going to be, it's going to be."

The Phoenix built a 34-17 halftime lead but went stone cold in the second half, hitting two of its first 23 shots and finishing 8 for 34 (23.5%), including 1 for 14 (7.1%) from three-point range.

Green Bay values the extra pass, but all too often the Phoenix had to throw up awkward shots from the perimeter as the shot clock was about to expire.

"I agree with that," Borseth said. "We had

kids open on the block, and we just never threw it in there.

"Fortunately, our defense was extremely good tonight."

The Ramblers (17-15) never managed to cut their deficit to single digits because they couldn't solve Green Bay's swarming zone. They shot just 29.8% overall and made only 2 of 18 three-pointers.

"It's the same thing we've been saying all four years we've been here," Eichler said. "It's all about defense. It's always defense."

Eichler led the Phoenix with 16 points and added seven rebounds and four assists. Ritchie scored 15 points and pulled down nine rebounds. Simone Law led the Ramblers with 12 points.

Ritchie picked up a quick foul in the opening minute and went to the bench. She came back in with the score tied, 4-4, and proceeded to score seven points in a span of 1 minute 44 seconds - including a coast-to-coast lay-in after she grabbed a rebound - to key a decisive 17-4 run.

"I didn't know there was a foul called," Borseth said. "I said, 'What's Adrian doing sitting here?' Somebody said she got a foul and I said, 'When?' We put her back in and there was a string of events, boom, boom, boom."

The Phoenix improved to 14-2 in postseason games held at the 5-year-old Kress Center and is 95-6 on its home court overall.

Borseth, in the first year of his second stint as Green Bay's coach, said his goal at the beginning of the season was "not to screw this up," a reference to the Phoenix's 31-2 record last year under Matt Bollant.

"They know how to play," Borseth said. "I come in the locker room at halftime and write things on the board and they've already figured out what they're going to do in the second half, I swear.

"Fortunately, the players are savvy enough, they're talented enough and they're smart enough with the game where I can just inject some of my ideas in there and they can run with it."



RESERVE RANGER IMPACTS TITLE GAME

BY: ANDREW GAVIN, GREENBAYPHOENIX.COM

MARCH 17, 2013

Green Bay's experience was on display on Sunday afternoon as the Phoenix defeated Loyola 54-38 for its third-straight Horizon League tournament title. However, the play of an inexperienced junior on both ends of the floor was a major factor in Green Bay cutting down the nets at the Kress Center.

While seniors Adrian Ritchie (DePere, Wis.) and Sarah Eichler (Grafton, Wis.) used their experience (260 combined games in Phoenix jerseys) to total 31 points, 16 rebounds and six assists, the efforts of Breannah Ranger (Skokie, Ill.) may have been just as pivotal.

Ranger joined Eichler (16) and Ritchie (15) as the third Phoenix player in double figures, and on a day when Green Bay's shots were not falling from the perimeter

(5-28 3FGAs), the junior's 12 points in the paint in 25 minutes were crucial.

After entering the season with only 79 career points and one double-figure scoring game, Ranger has scored 10 or more points 11 times as a junior and is averaging 7.5 points per game.

On the defensive end, Ranger battled with First Team All-Horizon League post player Simone Law. Loyola's top player had 12 points and 14 rebounds but shot just 4-of-12 from the field. Ranger grabbed six rebounds, all on the defensive end of the floor, and had two steals.

In the semifinals, Ranger and her teammates also limited Detroit's First Team All-Horizon League post player, Shareta Brown. The Titan's leading scorer was held

to 1-of-5 shooting and only nine points, 11 below of her average.

It was the second-straight season that an inexperienced Phoenix player has shined in the championship game. In the 2012 title bout against Detroit, then freshman Megan Lukan (Barrie, Ontario) scored 20 points as Green Bay won 66-53.



LUKAN SHINES AGAINST TITANS YET AGAIN

BY: ANDREW GAVIN, GREENBAYPHOENIX.COM

MARCH 15, 2013

In Friday night's Horizon League Championship semifinal game against Detroit, sophomore Megan Lukan (Barrie, Ontario) missed the first four shots she attempted from the field. Facing a Titans team that handed Green Bay its last home, Lukan and her team trailed 18-17 midway through the opening half. Lukan drained a three-pointer on the next possession, and the Phoenix would not trail the rest of the night.

Lukan came out of the locker room after halftime and proved to be the difference, draining a triple to start a 9-2 run that turned a 31-28 lead into a 40-30 advantage with 16:37 to play. Her second three of the half and third of the night would follow moments later, and the sophomore added seven more second-half points as

Green Bay pulled away from Detroit for a 71-54 win.

After shooting 1-of-7 in the first half, Lukan made 4-of-5 shots and scored 13 of her game-high 19 points after intermission. The performance against Detroit should come as no surprise for Lukan, the team's sixth-leading scorer who has averaged 16.2 points per game in the last five meetings with the Titans.

This season, Lukan has scored 11, 20 and now 19 points in three wins against Detroit, making 9-of-19 three-pointers in the process. Last season, Lukan shined against the Titans in the Horizon League championship game, scoring 20 points to lead the Phoenix to the title.

In part because of another solid effort from Lukan on both ends of the court against Detroit, Green Bay will be back in that championship game on Sunday. The Phoenix faces No. 3 seed Loyola at 12 p.m. CT at the Kress Center.

When asked about Lukan's performance, her head coach just wanted to talk about the tenacious defense she played while on the floor for 39 minutes.

"I didn't even know Megan made a basket," said head coach Kevin Borseth. "Megan played defense. All I know is she was working her tail off to keep those kids in front. It is one of the games where they force her to play well, and she does."



GREEN BAY TURNS BACK TITANS; HEADS TO TITLE GAME

BY: SCOTT VENCI, GREENBAYPRESSGAZETTE.COM

MARCH 15, 2013

The University of Wisconsin-Green Bay women's basketball team is one win away from securing an automatic bid to yet another NCAA tournament.

The Phoenix beat Detroit 71-54 in a Horizon League tournament semifinal game in front of 2,218 on Friday night at the Kress Events Center.

It sets up a title game showdown between No. 1 seed Green Bay and No. 3 seed Loyola at noon Sunday at the Kress.

"Detroit fought," Green Bay coach Kevin Borseth said. "To their credit, they fought for 40 minutes. They did. Right to the bitter end. They made us work for everything we got."

This was a physical game as usual when these teams meet, although Green Bay grabbed a lead in the closing minutes of the first half and never relinquished it.

A 3-pointer from senior forward Lydia Bauer made it 23-20 with 5 minutes, 15 seconds remaining in the first half, and another 3 from Bauer gave Green Bay a 27-22 lead at intermission.

The Phoenix (28-2) then pulled away at the start of the second half, although Borseth never felt comfortable against a Detroit team that wouldn't quite go away.

Green Bay hit its first four shots of the second half and five of its first six to take a 45-36 lead with 14:27 remaining. The Phoenix made four 3-pointers during the run, including two from Lukan, one of which came from the corner with the shot clock about to expire.

Green Bay extended its lead to as much as 18 late in the game.

Lukan scored 13 of her game-high 19 points in the second half to spark the Phoenix, which shot 47.7 percent overall

(21-for-44). It included yet another strong performance from long range, with Green Bay going 10-for-22 (45.5 percent) on 3s.

Senior guard Adrian Ritchie added 17 points, while Bauer had 13 and senior forward Sarah Eichler 12.

Lukan, Ritchie, Bauer and Eichler went a combined 10-for-18 on 3s.

Borseth praised the defense of Lukan, his scrappy sophomore who is considered perhaps the best defensive point guard in the Horizon.

But what about her offense?

Lukan admits it motivates her when she feels opposing teams don't respect her offensive ability, and she played that way against Detroit. She has had some of her best games against the Titans during her first two seasons, including scoring 20 points in a win at Detroit last month and another 20 last season in the Horizon League title game.

"I'm probably under the radar a lot," Lukan said. "For me, I think I am a defensive player. Even when I go into a game, I'm focusing on my defense first. But it's nice to hit the shots, I guess. Probably get lucky sometimes."

Detroit standout forward Shareta Brown can't say the same.

Brown was coming off a league-record performance in a quarterfinal win against Wright State on Wednesday, a game in which she shot 90.9 percent and hit 10 of 11 shots.

She wasn't a huge factor against Green Bay, though, finishing with nine points and nine rebounds in 35 minutes and going 1-for-5 from the field.

In three games against the Phoenix this

season, Brown scored a total of 26 points on 13 shots. She entered Friday averaging 20.3 points and 11.9 shots per game.

"That's our goal, that's our game plan," Ritchie said. "Even though, I guess technically by the numbers we kept her down, it still feels like she is such a dominant player when she is out there. She creates so much trouble for our matchups.

"It puts a stress on our defense, but when you look at the numbers, we have done well. It feels good that we can practice a game plan and execute it when we need to."



DESPITE SCORING LESS, OFFENSE TOUGHER TO DEFEND

BY: SCOTT VENCI, GREENBAYPRESSGAZETTE.COM

MARCH 14, 2013

The University of Wisconsin-Green Bay women's basketball team doesn't have a more productive offense than last season.

At least not when looking at the stats.

But while the Phoenix is averaging 6.2 points fewer a game than it did in 2011-12, there is a case to be made that the offense might be more dangerous.

Opposing teams were out to stop stand-out Julie Wojta last season, although none was too successful against the Horizon League's player of the year.

This season, it's almost impossible to know who to focus on during a game.

"I definitely think it could be harder to match up with just based on what they are giving us defensively," said senior guard Adrian Ritchie, who is leading the team with 14.1 points and scored a career-high 27 against Valparaiso in a Horizon League tournament quarterfinal game on Wednesday. "So, if we are in a zone, it depends on who they are closing in on harder and things like that.

"The chemistry has been built this whole season. Anyone is ready to step up. We are all ready to be that player if we need to be every single night. Hopefully, it's something we can use to our advantage moving forward."

The numbers would tend to support Ritchie.

Wojta led the team in scoring in 69.7 percent of Green Bay's games last season. There were only three other players the entire campaign that led the team in at least one game.

That's not the case now.

Senior forward Sarah Eichler, who entered this season known more as a defensive

stopper than a big offensive force, has led the team in scoring in 30.0 percent of the games.

There have been seven players to lead the team at least one time. Reserve forward Breannah Ranger twice has been the high scorer, while fellow reserve forward Jenny Gilbertson has done it once.

When Valparaiso decided not to pay much attention to sophomore point guard Megan Lukan in a game last month, she erupted for a career-high 22 points after having scored in double figures in just two of Green Bay's first 23 games.

She followed that game with 20 points against Detroit.

"Our best player is the open player. I'm sure you've heard that before," said senior forward Lydia Bauer about one of Green Bay's favorite mottos. "Yeah, I think that puts a really hard strain on the team that we are playing. It takes pressure off our team as well, because there is no one player that is expected to score 20-plus points a game.

"We can go 10 across five people and be fine. That's something that other teams have to deal with and something we can use to our advantage."

The Phoenix had this type of balanced scoring during the program's run to its first Sweet 16 two years ago.

It had several big scoring options at the time in Celeste Hoewisch, Kayla Tetschlag and Wojta along with the emergence of Ritchie, Bauer and Eichler.

Wojta led the team in scoring outright eight times, Hoewisch seven and Tetschlag six.

Seven players took turns leading the team in scoring at some point during the

season.

"I've noticed it more this year," Ritchie said. "With five seniors, especially. It's a bigger group. It's more of a well-rounded team with more depth and experience.

"It's been a lot of fun, and it's working out so far."



RITCHIE HAS A CAREER DAY FROM DOWNTOWN

BY: JUSTIN GRONES, GREENBAYPHOENIX.COM

MARCH 14, 2013

To close the final week of the regular season, senior Adrian Ritchie (De Pere, Wis.) combined for an 8-12 effort from long range, good for a remarkable 66.7 percent. If that's not impressive enough, her performance in Wednesday's win over Valparaiso certainly was.

Ritchie scored a career-high 27 points and added four rebounds, an assist and two steals en route to leading the Phoenix to a semifinal date with Detroit on Friday. She connected on 7-14 attempts from behind the arc, becoming the fourth player in Horizon League Championship history to tie the highest mark for 3-point field goals made in a single tournament game.

In addition, her 14 attempts rank as the most ever attempted in a single game in program history while her seven made tri-

ples are the third-most. With 14 attempts, she broke Megan Lukan's (Barrie, Ontario) record of 13 set less than two weeks ago in a 71-63 win at Detroit and now has 521 for her career-more than any other player in Green Bay women's basketball history.

The All-Horizon League First Team selection has made 190 3-pointers in her four seasons at Green Bay and needs just three more triples to become the program's all-time leader. Also a member of the Horizon League's All-Defensive Team, the hometown heroine has 227 steals for her career, just one shy of moving into 10th place on the career record list and four shy of moving into the top-10 on the season record list.

After her performance on Wednesday, Ritchie has scored 20 points or more on

five occasions this season and has connected on 15-26 of her shots from downtown during the last three games, good for an incredible 57.7 percent.

In her senior year alone, Ritchie has made 67 triples, the most in a season by a player in program history. She has 172 attempts during the 2012-13 campaign, just three shy of the top spot in that category. An 84.7 percent free throw shooter, Ritchie is also on pace to have the eighth-best season free throw percentage in the 40-year history of Green Bay women's basketball.



RITCHIE'S LONG-RANGE SUCCESS GAINS WEEKLY AWARD

BY: JUSTIN GRONES, GREENBAYPHOENIX.COM

MARCH 11, 2013

The Horizon League office has announced that Green Bay women's basketball senior guard Adrian Ritchie (De Pere, Wis.) has been named the Horizon League Player of the Week following an incredible performance from behind the arc in two wins last week. In wins over Loyola and Milwaukee, Ritchie went 9-12 for a 75 percent mark from downtown.

In Green Bay's 63-37 win over Loyola in the regular season home finale, she scored 17 points on a 3-6 effort from long range. The senior stat-stuffer also added six rebounds, two assists and two steals while playing 31 minutes. The league's second-best free throw shooter, Ritchie sank all four attempts from the charity stripe in the effort. On Saturday, Ritchie shot a remarkable 5-6 from 3-point terri-

tory-setting a new career high for 3-point field goals made. The De Pere native finished with 19 points, a team-high seven rebounds, four assists and four steals.

With the regular season in the books, she finished as the team's leader in points per game (13.6), rebounds per game (5.0), steals per game (2.7) and blocks per game (0.6). In addition, she led the Horizon League in assist-to-turnover ratio with a 2.4 mark, good for the nation's 12th best in that category. She's connected on a team-best 58 shots from behind the arc this season, while shooting 36.7 percent from long range and 44.7 percent overall.

One of the best shooters in program history, Ritchie ranks third in Green Bay women's basketball history with 183

triples for her career. With 507 career attempts from behind the arc, she needs just five to have attempted more than any other player in program history. After joining the 1,000-point club on Nov. 30, she needs 87 points to move into the top-10 in the career scoring column. With 225 career steals, Ritchie stands just four away from cracking the program's top-10 list.

The award marks the third time a Green Bay player has been named Horizon League Player of the week after Megan Lukan (Barrie, Ontario) was recognized on Feb. 25 after a career day against Valparaiso on Feb. 23. Sarah Eichler (Grafton, Wis.) was also honored on Nov. 26 following her career day against Richmond in the 2012 Cancun Challenge finale.



HORIZON LEAGUE HONORS RITCHIE, EICHLER

BY: SCOTT VENCI, GREENBAYPRESSGAZETTE.COM

MARCH 12, 2013

The Green Bay women's basketball team had two of its standout players recognized when the Horizon League announced its postseason awards.

Senior guard Adrian Ritchie was named to the league's first team, while senior forward Sarah Eichler was named to the second team. Both players were selected to the all-defensive team.

"It feels good," said Ritchie, who also was named the league's player of the week. "Recognition is obviously a plus. We always see it as team awards, because we can't be the players we are individually without our teammates pushing us every day.

"Even players you don't always see. (Freshman guard) Ellen Edison, she is guarding me in practice every day. She doesn't get that recognition, but I'm the one that has my name in the paper. I thank her, and I thank all of my teammates and coaches."

Ritchie is averaging a team-high 13.6 points and 5.0 rebounds and is shooting

44.7 percent. She also leads the team in free-throw percentage (84.3), steals (75) and blocks (17) and has made a team-best 58 3-pointers.

While the 5-foot-11 Ritchie was recognized throughout the league entering this season — she was voted as one of the top five players in the league's preseason poll — the 5-11 Eichler finally received some attention.

She's averaging 11.4 points and 3.9 rebounds and is shooting a team-high 39.3 percent from long-range. She also ranks second to Ritchie with 42 steals.

"I think it has been a constant battle between me and the awards every year I've been here," Eichler said. "It's cool to be recognized, especially that defensive team. I feel like I've really been concentrating on that all four years I've been here.

"But, obviously, it's about bigger things for our team. We want to take the time to recognize the fact that we did get recognition, and we did get some awards and

that is really good for our team, but we are focused on different things right now."

Sometimes it's not about the players who did get recognized, but the ones who didn't.

Both Ritchie and Eichler felt some of their teammates had done enough to earn postseason honors, including junior forward Breannah Ranger's role as the team's sixth person.

Green Bay coach Kevin Borseth did not earn coach of the year, with the award going to Youngstown State coach Bob Boldon. Boldon has helped transform the Penguins from the worst team in the league to one of its best.

"There aren't enough awards to award everybody," Eichler said. "I think there were some people who got short-changed. But I think there are so many of us that it's really hard to touch on everything we do. Our scoring is so equal among all of us. There isn't really one standout player on this team."





GREEN BAY LOCK UP SHARE OF 15TH HORIZON LEAGUE TITLE

BY: MIKE VANDERMAUSE, GREENBAYPRESSGAZETTE.COM

FEBRUARY 25, 2013

University of Wisconsin-Green Bay women's basketball coach Kevin Borseth believes the gap is closing between his program and the rest of the Horizon League.

But you'd have a hard time convincing anyone of that after Green Bay's resounding 80-38 victory over Valparaiso on Saturday at the Kress Events Center.

The Phoenix improved to 12-0 in the Horizon League and locked up at least a share of its 15th consecutive conference championship. Green Bay can claim the outright title with one more victory in its final four games.

"To think you've put 15 together, I mean that's pretty remarkable, it really is," said Borseth, who has guided the Phoenix to 10 of those championships beginning in the 1998-99 season.

The other five titles came during the Matt Bollant regime from 2007 to 2012.

"It's just unheard of, it's very monumental," said senior Adrian Ritchie of the Green Bay dynasty. "I think as much as it means to us right now, I think maybe we don't even know the scale of how great it is until we step away and can see what that really means. To be in it right now, we don't want to let the ball drop on our hands, as a senior class especially. For us to at least clinch that share, it means a lot to us."

The Phoenix exploded to an 18-2 lead over the shellshocked Crusaders less than 7 minutes into the game and never took its foot off the gas.

Megan Lukan scored a game-high 22 points, including 16 in the first half when she outscored the entire Valparaiso team as Green Bay ran up a 39-13 lead. Lukan received several open 3-point looks and drained 4 of 8 shots from long range.

"They didn't guard her," said Borseth. "They decided they weren't going to guard her. Megan can shoot, and we use her in a combination of inside-outside both. She's been working on her shot, obviously. It certainly shows on the stat sheet. She stepped up and played."

Lukan, who converted 8 of 13 field goals, couldn't believe how open she was.

"I kind of take offense to that," she said. "It was nice to knock 'em down when they weren't respecting me."

Sarah Eichler scored 13 points and Breannah Ranger added 11 points and 10 rebounds.

The Phoenix was especially tenacious on defense. Valparaiso was harassed into committing 18 turnovers and shot just 21.2 percent from the floor. The Crusaders made just 3 of 29 shots in the first half.

Green Bay (22-2) extended its winning streak to 17 games and posted its second-largest margin of victory this season.

"We're never satisfied," said Ritchie. "We look up at the score, we don't see it as we're up 25 ... we see it as we're only up 25, let's get up more, let's push, let's get better."

Borseth said the key to Green Bay's dominance over the past 15 years involves more than recruiting talented players.

"It's a matter of finding people that want to be here," said Borseth. "I really believe the players that came here over the course of that entire time wanted to be here.

"We felt their character and their work ethic and their abilities combined really made them a Green Bay player."

No one seems to be taking success for

granted in the Horizon League, even though Green Bay has a flashy 63-4 record in the conference over the past four years.

"We have to give a lot more teams respect for the things they're doing," said Eichler. "We have to show up to play every night, obviously, it's very important."

Borseth wholeheartedly agrees.

"The good news for us is we've got players that are pretty determined, that will fight back, which is really good," he said.



MEMORY OF GRANDFATHER SPARKS BARNETT

BY: JUSTIN GRONES, GREENBAYPHOENIX.COM

FEBRUARY 19, 2013

Following a historic 99-53 win against UIC on Feb. 2, the mood surrounding the Green Bay women's basketball team couldn't have been much brighter. The team had just won its 12th-straight game, had scored the most points in a game in more than seven years and would be playing four of the next five games at home.

But for freshman Brionna Barnett (Elkhart, Ind.), the win was overshadowed by news she had received just an hour prior to the game. Her grandfather-and biggest fan-had passed away after a lengthy battle with cancer.

"He was sick on and off for the past couple of years and it just got bad enough that he couldn't take it anymore. I was heartbroken, I felt like it wasn't real, and it still doesn't feel real," Barnett said.

As a true freshman, Barnett started her collegiate career off strong, tallying eight points in the first two games this season. From there she saw limited action until a 71-44 win against Wright State on Jan. 12, when she played 14 minutes and drained a three-gaining praise from her biggest fan.

"He made it to a couple games this year and never missed any of my sporting events," Barnett said. "It was awesome-he always told me 'good game' even if I didn't play or didn't play well and he was always there to cheer me on."

After the win against UIC, Barnett spent time in her home state of Indiana with her family. While going through one of the toughest experiences of her life, she cited her teammates and the Green Bay coaching staff for helping keep her spirits high.

"Brionna is a great player and always works extremely hard in practice," head coach Kevin Borseth said after a recent game. "To go through something like that is never easy for anyone, but she's done a great job of working through it and stay-

ing positive."

Barnett didn't appear in the win against UIC or at Loyola the following week, but returned to the court in the win against Milwaukee on Feb. 9, playing two minutes. Just five days later, she would have the best game to date of her collegiate career.

When she checked in against Cleveland State in the second half on Feb. 14, there was just over 14 minutes left on the clock and the Phoenix had a 46-27 lead. Thanks to an incredible day from the field, she helped turned what had started as a close game into a 37-point victory.

"It was one of those games where I knew my team had confidence in me," Barnett said. "They knew what was going on in my life, but to come out there that night and be able to have the game my teammates and I had was truly a blessing."

She struck first with a pull-up jumper in the lane before hitting three consecutive shots from behind the arc, helping Green Bay push its lead to more than 30 points. With less than three minutes to go, she completely faked out her defender on a crossover dribble and scored her final points of the night on an 18-footer. After entering the game with 11 career points and two triples on the year, the jump shot gave her a grand total of 13 points on 5-6 shooting with a 3-4 mark from long range that night.

To make her performance even more special Barnett carried the memory of her grandfather with her during her career outing, with the nickname she had given him, "PawPaw", and a heart written on the back of her shoe.

"Every day I wear a necklace he gave me, and I wanted to write his nickname on the back of my shoe because of how much he meant and how much he'll always mean to me," Barnett said. "I'm always thinking

about him, and now every game I play is for him."

For Barnett, the rest of the season will be spent trying to continue to improve herself and her teammates as the Phoenix works towards a 15th-straight regular season Horizon League Championship. Whether it's in a game, in practice or in the classroom, she'll be using the memory of her biggest fan as motivation to be the best person she can be both on and off the court.

"My teammates have really helped me think of the good times I had with him and reminded me of how lucky I was to have him," Barnett said. "This team is like a family, and they've helped me realize that at the end of the day you shouldn't complain about the little things-because family is what's really important in life."

The academic success of UW-Green Bay's student-athletes is no coincidence.

According to the program's academic coordinator, Mike Kline, the student-athletes' success comes from coaches recruiting those with strong academic backgrounds and providing these students with the resources they need to be successful.

Last May marked the twenty-fifth consecutive semester that UW-Green Bay's cumulative student-athlete GPA was at least a 3.0. And recently UW-Green Bay was recognized for this accomplishment by "The Best Colleges" website, alongside Baylor University, University of Central Florida, and others, as one of the top "11 colleges with the smartest athletes."

The article also noted the Phoenix women's basketball team's accomplishment of having 31 consecutive semesters with a GPA greater than 3.0.

Phoenix Athletics regularly reminds student-athletes to make a priority of academics, and the program steers players to make use of resources including study tables, tutoring, and frequent communication with faculty and staff.

"We have study table three nights for two and a half hours each night that is mandatory for all freshmen. It is required for all other student-athletes until they maintain a certain GPA," Kline says.

"We want our student-athletes to understand that their academics and their education is their top priority," he adds. "They are student-athletes, and if 'student' comes before 'athlete,' it follows that academics should come before athletics. They complement each other, and if you are willing to be your best in one then you will take pride in being your best in both."

Tim Meyer, professor emeritus of Information and Computing Sciences/ Com-

munication, believes UW-Green Bay has a "culture of academic success [that] is part of the entire program of intercollegiate athletics that spans all men's and women's sports."

Meyer adds that many of the athletes study "challenging and demanding" majors and minors.

He credits on-campus support including Academic Advising, Admissions and the Registrar, faculty, staff and instructors for making expectations clear. He says communication between student-athletes and instructors plays a major part in being successful. He also notes that faculty and staff do not give "unwarranted breaks" to the student-athletes.

Lyndsay Zabkowicz, a junior majoring in Human Biology with an emphasis in exercise science, is on Phoenix women's volleyball team. She says setting a schedule and sticking to it has helped her maintain a strong academic record.

"We do not get much down time so we really have to use our time well," she said.

She also mentions that coaches and staff are very helpful in making sure student-athletes have all the tools they need to succeed.

Don McCartney, senior lecturer of Business Administration, said that during a mandatory presentation time for his classes, student-athletes have used Skype to ensure they can comply with giving the presentation at the required time, even when on the road for competition.

Lydia Bauer, a senior majoring in Business Administration with an emphasis in marketing, is on the women's basketball team. She believes time management, as well as communicating with her professors, have helped her most in managing academics and athletics.

"As a team we stress the importance of our education and want to maintain a good reputation with the professors of the University," Bauer said. "The athletic department also provides wonderful resources for all the student-athletes to use in order to succeed."

Meyer believes that some of the academic success can be attributed to the sense of camaraderie exhibited among team members.

"They help each other out. Most of it, of course, goes on quietly behind the scenes but the hard evidence emerges at the end of every semester," Meyer said.

"It's not unusual to find them studying on road trips while traveling via plane or bus," added Donna Ritch, associate dean of Liberal Arts and Sciences.

Adrian Ritchie, a senior majoring in Business Administration with an emphasis in marketing and a minor in Communication, plays women's basketball.

Juggling both academics and athletics feels natural for her.

"We are lucky to be part of a university that has such strong support for our program and makes it possible to obtain our goals despite any obstacles or challenges we may have," Ritchie said.

Ritchie said meeting expectations and upholding the standard of academic and athletic success is the "Green Bay Way."

"The University is full of people who work hard so it is a better place for everyone," she added.



BORSETH BACK, HAPPY AT GREEN BAY

BY: GRAHAM HAYS, ESPN.COM

DECEMBER 20, 2012

It was a phone call Ken Bothof had taken often during his years at the University of Wisconsin-Green Bay, yet he found himself flummoxed when the time came for him to make it.

How does the director of one of the smaller athletic departments in Division I ask the University of Michigan if it would mind terribly much if he hired away the Wolverines' basketball coach?

The road Kevin Borseth followed to become the subject of such a call is constantly choked with bumper-to-bumper coaching traffic. Bigger is always better, the grass always greener. Players graduate and move on to the real world. Coaches graduate to the next rung up the ladder.

It's how Borseth got to Michigan in the first place. But to borrow from Robert Frost, the road that ultimately made all the difference to him was less well worn.

He chased a dream, but found what he was looking for when he retraced his steps.

"I just didn't enjoy myself where I was at," said Borseth, who returned to Green Bay this season after five seasons at Michigan. "I didn't. And not because it was anything of anybody else's doing. It was just that I didn't enjoy my quality of life. I really didn't. It was very difficult, and I think it weighed on me as a person, it weighed on me as a coach, it weighed on me as a parent. And I think a lot of people could see that.

"I feel it now. I mean, I get up in the morning and just my mind is clear."

While the pro football team in Green Bay operates on even footing with competitors in Chicago, New York and other major markets in the most successful league in the country, life is a little different at the college across town.

A small operation even by Horizon League standards, the Green Bay athletic department doesn't have football money paying the bills (depending on whom you ask, leaving the gridiron to the Packers was either Vince Lombardi's helpful suggestion or a condition of earning the franchise's support when the school was founded in 1965). In charge for more than a decade now, Bothof is adept at doing more with less. No program embodies that more than women's basketball. The Phoenix have won at least a share of 14 consecutive conference championships. They reached the Sweet 16 two seasons ago and flirted with the top 10 in the polls for portions of the past two seasons.

No wonder, then, that deep-pocketed suitors spirited away his coaches, Michigan taking Borseth after the 2006-07 season and Illinois taking Matt Bollant after the most recent season. Bothof is used to getting those phone calls.

This past spring he dialed.

After Bollant left for the Big Ten, Bothof called Borseth to talk to him about one of his assistants at Michigan. But he couldn't let his former coach go without asking another question. There had been rumblings for some time in Green Bay that Borseth might not rule out a return, rumblings that picked up steam a year earlier, when it appeared Bollant would leave for Wisconsin. So Bothof had to ask this time, would he be interested in coming back?

Borseth suggested his old boss call his current ones at Michigan before the conversation progressed.

"It was different for me," Bothof chuckled. "I was a little bit, in fact, even nervous about making the phone call to say, 'I'm calling because I would like to visit with Kevin about our opening here.' It was certainly different for me to make that phone call to them, versus typically it's coming

from the other direction."

Borseth didn't create the Green Bay basketball brand, but the second coach in program history perfected it after Carol Hammerle steered the program from its AIAW roots through the NAIA and finally to NCAA Division I status. Borseth took over in 1998-99 and made the NCAA tournament in seven of the next nine seasons.

His teams posted a 125-13 record in conference play in that span. With a frenetic, foot-stomping, full-throated coaching style that played well in Lombardi's town, and with rosters loaded with overlooked kids from Wisconsin and Minnesota, he became part of the fabric of a program in every bit the same way, albeit on a smaller scale, as Geno Auriemma or Pat Summitt.

"He's definitely an entertainer," said former Green Bay standout Celeste (Hoewisch) Ratka, who spent her redshirt season under Borseth's tutelage. "I remember a lot of fans would come up to us and say, 'Wow, even if you girls weren't so good, we'd still come just to watch your coach on the sideline.'"

Current Phoenix senior Adrian Ritchie signed with Bollant and played her first three seasons for him, but she grew up in neighboring De Pere watching in-state players win game after game for Borseth.

"I definitely fell in love with the whole idea of Green Bay, and he was a big part of that," Ritchie said. "I always looked up to him and saw how people responded to him and how the girls really appreciated him as a coach and as a person."

The success those teams enjoyed inevitably led to opportunities to climb the coaching ladder. Borseth nearly left once, reconsidered at the last moment when it appeared he was bound for Colorado after the 2004-05 season. But



BORSETH BACK, HAPPY AT GREEN BAY

BY: GRAHAM HAYS, ESPN.COM

DECEMBER 20, 2012

(cont) it wasn't until Michigan called two years later that the lure proved irresistible. He was a Michigan native, even though his hometown in the Upper Peninsula is a much shorter drive from Green Bay than from Ann Arbor, and grew up rooting for the Wolverines. He got his start as a head coach at Michigan Tech, taking a failing program and turning it into an immediate winner.

He said Michigan and Notre Dame were the only schools that could have convinced him to act on it, but the desire to coach on a bigger stage had always been there. In the end, leaving wasn't a decision on which he wavered.

"My whole lifetime I wanted an opportunity to go and be able to compete at the highest level," Borseth said.

"I don't know that many coaches who have put that much time in don't desire to do something of that nature."

His departure stirred emotions but little resentment from those left behind. The same players who hadn't been recruited by Big Ten schools understood that, for better or worse, this was how college sports worked. Ratka went on to be one of the instrumental figures on Bollant's team that played Baylor in the Sweet 16 and now works for him on his staff at Illinois, but she was also in the locker room in those uncertain times, when it would have been easy to be bitter.

"When he left, it was really sad; it was devastating," Ratka said. "I think everybody really liked Coach Borseth and were happy for him. They knew this was his dream job, that he grew up in Michigan."

When he took the job in Ann Arbor, he asked someone about playing golf on the university course. They told him not to worry about it; he wouldn't have time. He soon realized why. The actual act of

coaching was similar enough at Michigan, albeit with and against more athletic players and in generally much closer games, but that was only one small part of it.

There was much more to manage off the court, much more to navigate at a school the size of Michigan. And more than missing a few rounds of golf or dealing with distractions, he worried about his family. His three oldest children attended parochial schools in Green Bay. He and his wife grew concerned their two youngest children weren't getting the same kind of experience in their schooling. A man whose faith is important to him, he regretted no longer having most Sundays for his family (the Horizon League follows a Thursday-Saturday scheduling structure).

Little of that translated to disappointing results on the court. Michigan went 10-20 the year before he arrived and hadn't had a winning season since 2001-02. His first team went 19-14 and reached the WNIT quarterfinals. The second season was a struggle, but his final three seasons produced a 58-39 record and three postseason appearances, capped last season by only the program's fifth NCAA tournament appearance. Suffice to say, nobody was pushing him out.

He tries to make it clear he enjoyed individual components of the experience -- particularly the players he coached, including the current seniors who made up his first recruiting class. But he was not, in his words, the right person for the chair. That might ring hollow for a coach making another move up the ladder. It does less so from a coach who took a step back.

"It's tough to make time for your family; it's tough to make time for yourself to breathe," Borseth said.

"You're just -- I don't want to say gasping for air, but at times you gasp for air, just wanting to breathe. It was really difficult

to do the things I wanted to do. Quality of life, that was probably the biggest thing. Quality of life is a whole lot different."

Going back to Green Bay means shelving any thoughts of one day playing for a championship. It means a lot of recruiting doors that were open to a coach at Michigan will close in his face. It means whispers that he couldn't cut it in a major conference. It means a smaller paycheck.

It also means the guy who still occasionally looks as though he's about to burst some variety of vital organ during games, the coach whose postgame rant about offensive rebounding went viral early in his Michigan tenure, can wake up with a clear mind.

At 58, Borseth is not yet so old as to make another move impossible. If Green Bay continues to win beyond its station, and the Phoenix are 7-2 this season with victories against Missouri and Marquette, Bothof's phone might yet ring again. But Borseth doesn't sound like someone who feels a need to chase anything anymore.

Green Bay doesn't need to be a stop. For at least one person, it is a destination.



BORSETH INTRODUCED AS HEAD BASKETBALL COACH

BY: ANDREW GAVIN, GREENBAYPHOENIX.COM

APRIL 5, 2012

Green Bay Athletics has hired Kevin Borseth as the head women's basketball coach, Director of Athletics Ken Bothof announced. Borseth compiled a 216-62 record in nine seasons previously serving in the same capacity at Green Bay.

"This is an exciting time for our University, our women's basketball program and Green Bay Phoenix Athletics," said Bothof. "Having the chance to welcome Kevin and his family back to Green Bay is a great privilege, and I know I speak for so many fans when saying I am thrilled to know that this program will be under his leadership moving forward."

Under Borseth's watch from 1998-2007, Green Bay advanced to the postseason in all nine seasons, including seven trips to the NCAA Tournament. The Phoenix also won the regular season conference championship in each of his nine seasons at the helm, beginning a stretch that currently stands at 14.

Borseth has spent the past five seasons as the head coach at the University of Michigan, where he compiled an overall record of 87-73. Borseth took over a program that had won just 21 games in the prior three seasons combined and led the Wolverines to 19 wins and a postseason berth in his first season in 2007-08.

In five seasons at the helm at Michigan, Borseth led the Wolverines to three postseasons, including this past season's trip to the NCAA Tournament, the program's first since 2000-01.

"My family and I are so thrilled to return to Green Bay and to the many friends and fans in the community," said Borseth. "I am really excited to get to know the current players on the team and to continue to move Green Bay women's basketball forward."

All told, the 25-year head coaching veteran has an impressive record of 528-232

in his stints at Michigan Tech, Green Bay and Michigan.

During his time at Green Bay, Borseth was named the conference coach of the year seven times and led the program to its first two NCAA Tournament victories with wins over Washington in 2003 and New Mexico in 2007.

Borseth coached a number of the most legendary players in the program's storied history, including the top two all-time leading scorers, Chari Nordgaard and Nicole Soulis. He also recruited recent standouts Celeste Hoewisch, Kayla Tetschlag and Julie Wojta to Green Bay and coached Hoewisch during her redshirt campaign in 2006-07.

In 2012-13, Green Bay will return four starters from a 31-2 team that won the Horizon League regular season and tournament titles and advanced to the second round of the NCAA Tournament.



2013 NCAA TOURNAMENT BRACKET



First Round
March 23-24

Second Round
March 25-26

Regional
Semifinals
March 30-31

Regional
Finals
April 1-2

National
Semifinals
April 7

NATIONAL
CHAMPIONSHIP

National
Semifinals
April 7

Regional
Finals
April 1-2

Regional
Semifinals
March 30-31

Second Round
March 25-26

First Round
March 23-24



women's

NCAA® TOURNAMENT BRACKET

2013

