



WISCONSIN BASKETBALL

27 NCAA TOURNAMENT APPEARANCES | 4 FINAL FOURS | 23 BIG TEN CHAMPIONSHIPS | 22 CONSENSUS ALL-AMERICANS

#12 WISCONSIN BADGERS

22-7, 12-6 BIG TEN



Head Coach: Greg Gard
Record at WIS: 208-114 (10th season)
Overall Record: Same
Gard vs. MIN: 13-2

VS.

MINNESOTA GOLDEN GOPHERS

15-14, 7-11 BIG TEN



Head Coach: Ben Johnson
Record at MIN: 56-68 (4th season)
Overall Record: Same
Johnson vs. WIS: 0-6

WEDNESDAY, MARCH 5 | 7:30 P.M. (CT) | BTN | MINNEAPOLIS, MINN. | WILLIAMS ARENA

BORDER BATTLE ON TAP FOR WEDNESDAY

- Winners of 8 in a row over Minnesota, Wisconsin travels to Williams Arena for its final road game of the season. Tip off is set for 7:30 p.m. (CT) on BTN.
- Up next, the Badgers wrap up the regular season at home vs. Penn State on Saturday, March 8. UW will honor its 6 seniors prior the game.

FAST BREAK FACTS

- THE RECORD SHOWS:** With 22 wins so far this season, Wisconsin has its 15th-highest win total in school history. **Greg Gard** has been at the helm for 7 of the 20 winningest seasons in program annals.
 - A win Wednesday would give the Badgers 13 Big Ten wins for the 9th time in program history, including 4 in the Gard era (since 2015-16).
- TRENDING UP:** Wisconsin sits at No. 12 in the AP poll, No. 10 in KenPom and No. 13 in the NET.
 - The Badgers are 14-7 in Quad 1/2 games with 6 Quad 1 wins and just 1 loss outside of Quad 1. UW is 1 of 11 schools with 14+ Q1/2 wins.
- GARD ON NAISMITH LIST:** Head coach **Greg Gard** was 1 of 15 coaches named to the Naismith Men's Coach of the Year Watch List. In his 10th season, Gard owns a 116-76 (60.4%) Big Ten record and the 7th-best win pct among B1G coaches of the last 45 years. (pg 7 & 13)
 - Including 22 wins this season, Gard has been at the helm of 7 of the 20 highest single-season win totals in UW history. (pg 7)
- OFFENSIVELY ELITE:** Wisconsin has put together one of the nation's most prolific offenses. The 11th-most efficient offense according to KenPom.com, the Badgers are averaging 81.2 ppg, the team's most since 1970-71 (pg 4).
 - The Badgers have scored at least 80 points in 16 games this season, the most in school history.
- HOT SHOTS:** Wisconsin leads the Big Ten making 10.6 3FGs per game during conference play and ranks 4th shooting 38.3%. (pg 4)
 - UW leads the nation and is on pace to set the NCAA record, shooting 83.5% at the FT line and its 16.5 FTs/gm would be its most since 1970-71. (pg 8)
- DEFENSE STILL WINS:** Dating back to last season, Wisconsin is 31-1 when holding foes to 70 or fewer points (15-1 this year).
 - During conference play, the Badgers rank 4th in the B1G in scoring defense (70.9 ppg) and 2nd in FG% def. (42.0%).
- TOP-10 TAKEDOWNS:** Wisconsin has tallied a pair of AP Top-10 wins this season (#9 Arizona and #7 Purdue) and 14 under Greg Gard. Of those, 5 have come in true road games. (pg 11)
- TONJE TAKEOVER:** Big Ten Player of the Year candidate **John Tonje** is averaging 19.2 ppg. Each of the last 3 Badgers to score 19.0+ ppg have earned B1G Player of the Year that season. (pg 5-6)
 - Ranking among the top-8 on KenPom's National Player of the Year rankings, Tonje ranks 2nd in the Big Ten averaging 2.6 3FGs/game and ranks 9th in 3FG Pct (40.2%) during conference play.
- CENTURY CLUB:** Grad. student **Steven Crowl** recently became the 8th Badger all-time to play in 100 wins. He is also 1 of just 11 Big Ten players in the last 40 years to tally at least 1,400 points, 800 boards and 250 assists. (pg 9)
- BLACKWELL BREAKOUT:** On the heels of a 24-point, 10-rebound effort vs. Washington, **John Blackwell** is enjoying a breakout season, averaging 15.2 ppg and 5.0 rpg. (pg 7)
- WINTER IS HERE:** Coming off a 12p, 17r performance at Michigan State, **Nolan Winter** has made 1 of the biggest jumps in the Big Ten averaging 9.9 ppg, 6.1 rpg and shooting a team-high 56.1% FGs, including 36.7% from deep. (pg 9)



A midseason National Player of the Year candidate, **John Tonje** ranks 2nd among all major conf. players in scoring since Jan. 21, averaging 23.6 ppg over an 11-game stretch.

POTENTIAL STARTING FIVE

No.	Name	Pts.	Reb.	Ast.	Of Note
9	JOHN TONJE	19.2	4.9	1.7	Midseason National POY candidate; 37.6% 3FG; 91.5% FT
11	MAX KLESMIT	9.7	2.4	2.7	1,406 career points; 250 career 3FGs; 84.5% FT Pct.
22	STEVEN CROWL	9.6	5.5	2.5	100 career wins played in; 6th in UW history with 816 reb.
25	JOHN BLACKWELL	15.2	5.0	2.2	24 pts (4-7 3FG) vs. Wash; Career-high 32 pts vs. Iowa (1/3)
31	NOLAN WINTER	9.9	6.1	1.0	Leads the Big Ten shooting 70.0% on 2-point FGs

2024-25 SCHEDULE

Nov. 4	HOLY CROSS	W, 85-61
Nov. 7	MONTANA STATE	W, 79-67
Nov. 10	APPALACHIAN STATE	W, 87-56
Nov. 15	ARIZONA [#9]	W, 103-88
Nov. 18	UT RIO GRANDE VALLEY	W, 87-84

GREENBRIER TIP-OFF (White Sulphur Springs, WV)

Nov. 22	vs. UCF [RV]	W, 86-70
Nov. 24	vs. Pitt [RV]	W, 81-75
Nov. 30	CHICAGO STATE	W, 74-53
Dec. 3	MICHIGAN [RV]	L, 64-67
Dec. 7	at Marquette [#5]	L, 74-88
Dec. 10	at Illinois [RV]	L, 80-86
Dec. 14	vs. Butler (Gainbridge, Ind.)	W, 83-74
Dec. 22	DETROIT MERCY	W, 76-53
Jan. 3	IOWA	W, 116-85
Jan. 6	at Rutgers	W, 75-63
Jan. 10	MINNESOTA	W, 80-59
Jan. 14	OHIO STATE	W, 70-68
Jan. 18	at USC	W, 84-69
Jan. 21	at UCLA	L, 83-85
Jan. 26	NEBRASKA	W, 83-55
Jan. 29	at Maryland	L, 68-76
Feb. 1	at Northwestern	W, 75-69
Feb. 4	INDIANA	W, 76-64
Feb. 8	at Iowa	W, 74-63
Feb. 15	at Purdue [#7]	W, 94-84
Feb. 18	ILLINOIS	W, 95-74
Feb. 22	OREGON	L, 73-77 (ot)
Feb. 25	WASHINGTON	W, 88-62
March 2	at Michigan State [#8]	L, 62-71
March 5	at Minnesota	7:30 PM
March 8	PENN STATE	Noon

BIG TEN TOURNAMENT (Indianapolis, Ind.)

March 12-16 at Gainbridge Fieldhouse

Home games in **BOLD CAPS**

FOLLOW THE #BADGERS

TV: BTN

Play-by-Play:	Cory Provus
Analyst:	Robbie Hummel

RADIO: BADGER SPORTS NETWORK

Varsity Network App | SiriusXM channel 85 or 382

Play-by-Play:	Matt Lepay
Analyst:	Brian Butch

SOCIAL MEDIA: #ONWISCONSIN

X/Twitter:	@BadgerMBB
Instagram:	@BadgerMBB
Facebook:	/WisconsinMensBasketball

BASKETBALL COMMUNICATIONS**GENERAL INFORMATION**

- 1440 Monroe Street, Madison, WI 53711
- www.UWBadgers.com

AJ HARRISON
ASSISTANT DIRECTOR OF BRAND COMMUNICATIONS

Phone: (608) 279-8641
 Email: AH3@athletics.wisc.edu
 X/Twitter: @ajharrison1


PATRICK HERB
ASST. ATHLETIC DIRECTOR, STRATEGIC COMMUNICATIONS

Phone: (608) 957-2085
 Email: PAH@athletics.wisc.edu
 X/Twitter: @PatrickHerb

**MEDIA RESOURCES****CREDENTIAL APPLICATIONS**

- www.sportssystem.com/Wisconsin

BIG TEN MEDIA EMAIL LIST

- office.bigten.org/media

WISCONSIN BASKETBALL RECORD BOOK

- www.go.wisc.edu/MBBRecordBook

WIRELESS INTERNET ACCESS (CAMP RANDALL)

- BadgerWiFi (connect and register with email address)

LIVE STATS - STATBROADCAST (KOHL CENTER)

- Wisconsin.StatBroadcast.com

OFFICIAL SOCIAL MEDIA CHANNELS

- Twitter: @BadgerMBB
- Instagram: @BadgerMBB
- Facebook: /WisconsinMensBasketball
- YouTube: /WisconsinBadgers

RADIO

- Badger Radio Network

MATT LEPAY

The Voice of the Badgers (PxP)
 Address: P.O. Box 99
 Madison, WI 53701
 Phone: 608-274-5450

Credentials: 2024-25 Wisconsin men's basketball season/game credentials must be requested online: www.sportssystem.com/Wisconsin

For more info/questions, contact **AJ Harrison** with questions (608-279-8641). Approved credentials will be either mailed or made available at the Brand Communications Office or with the parking attendant (white vehicle) at the entrance to Lot 46 on Frances Street, one block north of the Kohl Center

Sports Reference: Select statistical support provided by Sports Reference's Stathead.



GUARD
2 Jack Robison

Freshman
 Lakeville, Minn.



GUARD
3 Camren Hunter

Junior
 Bryant, Ark.



GUARD
4 Kamari McGee

Senior, 6-0, 180
 Racine, Wis.




GUARD
5 Daniel Freitag

Freshman
 Bloomington, Minn.



FORWARD
7 Carter Gilmore

Senior, 6-4, 200
 Hartland, Wis.



GUARD
9 John Tonje

Grad Student, 6-4, 215
 North Omaha, Neb.



GUARD
11 Max Klesmit

Senior, 6-4, 200
 Neenah, Wis.



FORWARD
13 Xavier Amos

Junior
 Chicago, Ill.



GUARD
14 Aidan Konop

Freshman
 Sussex, Wis.



GUARD
15 Isaac Gard

Junior, 6-2, 165
 Oregon, Wis.



FORWARD
18 Riccardo Greppi

Freshman
 Italy



FORWARD
21 Chris Hodges

Junior, 6-9, 250
 Schaumburg, Ill.



FORWARD
22 Steven Crowl

Grad Student, 7-0, 247
 Eagan, Minn.



GUARD
25 John Blackwell

Sophomore, 6-4, 203
 Bloomfield Hills, Mich.



FORWARD
31 Nolan Winter

Sophomore, 7-0, 220
 Lakeville, Minn.



GUARD
33 Jack Janicki

R-Freshman, 6-5, 190
 White Bear Lake, Minn.



FORWARD
35 Markus Ilver

Senior, 6-9, 225
 Tallinn, Estonia



HEAD COACH
Greg Gard

10th season at Wisconsin



ASSOC. HEAD COACH
Joe Krabbenhoft

9th season at Wisconsin



ASSISTANT COACH
Sharif Chambliss

4th season at Wisconsin



ASSISTANT COACH
Lance Randall

1st season at Wisconsin



SPECIAL AST TO HEAD COACH
Kirk Penney

2nd season at Wisconsin



DIR PLAYER DEVELOPMENT
Greg Stiemsma

1st season at Wisconsin



STRENGTH COACH
Jim Snider

20th season at Wisconsin



ATHLETIC TRAINER
Brent Neuharth

6th season at Wisconsin

#NAME	POS	HT	WT	YR/ELIG	HOMETOWN (HS/LAST SCHOOL)	PRONUNCIATION
2 Jack Robison	F	6-5	190	Fr. / Fr.	Lakeville, Minn. (Lakeville North)	RAH-buh-son
3 Camren Hunter	G	6-2	222	4th / Jr.	Bryant, Ark. (Bryant/Central Arkansas)	
4 Kamari McGee	G	6-0	181	4th / Sr.	Racine, Wis. (Racine St. Catherine's)	cuh-MAR-ee
5 Daniel Freitag	G	6-2	181	Fr. / Fr.	Bloomington, Minn. (Breck)	FREE-tag
7 Carter Gilmore	F	6-7	225	5th / Sr.	Hartland, Wis. (Arrowhead)	
9 John Tonje	G	6-5	218	Gr. / Gr.	N. Omaha, Neb. (Omaha Central/Missouri)	TAHN-jay
11 Max Klesmit	G	6-4	204	5th / Sr.	Neenah, Wis. (Neenah)	KLEZ-mitt
13 Xavier Amos	F	6-7	216	Jr. / Jr.	Chicago, Ill. (Whitney Young/NIU)	EX-zavier A-miss
14 Aidan Konop	G	6-2	195	Fr. / Fr.	Sussex, Wis. (Sussex Hamilton)	cuh-NOP
15 Isaac Gard	G	6-3	170	3rd / Jr.	Oregon, Wis. (Oregon)	
18 Riccardo Greppi	F	6-10	255	Fr. / Fr.	Lecco, Italy (Verona, Italy)	
21 Chris Hodges	F	6-9	257	4th / Jr.	Schaumburg, Ill. (Schaumburg)	
22 Steven Crowl	F	7-0	248	5th / Sr.	Eagan, Minn. (Eastview)	(rhymes with growl)
25 John Blackwell	G	6-4	203	2nd / So.	Bloomfield Hills, Mich. (Brother Rice)	
31 Nolan Winter	F	7-0	235	2nd / So.	Lakeville, Minn. (Lakeville North)	
33 Jack Janicki	G	6-5	198	2nd / R-Fr.	White Bear Lake, Minn. (White Bear Lake)	juh-NICK-EE
35 Markus Ilver	F	6-9	232	4th / Sr.	Tallinn, Estonia (Western Reserve Academy)	ILL-ver

- WISCONSIN'S LAST TIME OUT
- #8 MICHIGAN STATE 71, #11 WISCONSIN 62
March 2, 2025 | East Lansing, Mich. | Breslin Center
- In a game that featured 7 ties and 11 lead changes, Wisconsin was unable to close out another top-10 win, falling at No. 8 Michigan State on Sunday.
 - UW trailed 62-60 with 3:30 remaining, but couldn't overcome a season-low 15.6% (5-32) shooting from 3-point range.
 - The Badgers only turned it over 9 times and held MSU to 39.4% shooting.
 - Nolan Winter tallied his 3rd career double-double with 12 points and 17 rebounds. Those 17 boards are the most by a Badger since Alando Tucker grabbed 18 against UNLV (12/7/02).
 - Michigan native John Blackwell scored a team-high 16 points with 6 rebounds. John Tonje scored 11 points while Steve Crowl added 11.

SERIES VS. MINNESOTA

- Wisconsin and Minnesota will be playing for the 214th time on Wednesday, making the Gophers the most-played opponent in UW history. The all-time series is remarkably close with the Badgers holding a 109-104 lead.
- UW has won 8 straight against Minnesota and 17 of the last 19 meetings, including an 80-59 win on Jan. 10.
 - UW has won 17 in a row when scoring at least 55 points vs. Minnesota. The Gophers have topped 70 points in just 1 of the last 19 meetings (78-76 UW overtime win in 2017)
 - The first 99 years of the rivalry may have belonged to Minnesota, but it has flipped dramatically since the turn of the century:
 - 1900-1998: UW was 72-95 (43.1%)
 - 1999-present: UW is 37-9 (80.4%)

- Interestingly, the football series between UW and MINN is also extremely close with the Gophers holding a 64-63-8 lead all-time.
- UW has dominated both the hoops and foot-ball rivalries with UM recently. UW has won:
 - 17 of the last 19 in men's basketball
 - 17 of the last 21 in football
- Wisconsin is 13-2 overall against Minnesota under head coach Greg Gard.
- The Badgers have won 3 straight and 7 of the last 8 at Williams Arena dating back to 2015.
- UW's roster features 5 players from Minnesota: senior Steven Crowl (Eagan), sophomore Nolan Winter (Lakeville), redshirt freshman Jack Janicki and true freshmen Daniel Freitag (Bloomington) and Jack Robison (Lakeville).
 - Winter's father, Trevor, played basketball on Minnesota's 1997 Final Four team, and his mother, Heidi, played volleyball at MINN.
- Minnesota has been a very fertile recruiting area for UW recently. Since 2007, UW has fea-tured All-Big Ten standouts Jon Leuer, Jordan Taylor, Jared Berggren, Kamron Taylor, Nate Reuvers and Brad Davison.
- In 6 career starts vs. Minnesota, Steven Crowl is averaging 15.7 ppg and 5.2 rpg, shooting 37-56 FG (66.1%).

WIS VS. MIN SUPERLATIVES

Most UW pts	98	98-104 loss (3/6/71)
	96	96-105 loss (3/2/64)
Fewest UW pts	45	45-44 win (1/26/13)
	46	(2x) MR: 46-51 loss (3/4/09)
Largest UW win	32	85-53 (1/22/00)
	26	83-57 (3/14/14)
Most Points	38	Devin Harris (2/4/04)
	34	Cory Blackwell (2/19/83)
Most Rebounds*	15	Johnny Davis (1/30/22)
	15	Micah Potter (2/5/20)
Most Assists*	7	Frank Kaminsky (3/5/15)
	7	Jordan Taylor (12/28/10)

* dating back to 2010-11

HISTORY VS. MINNESOTA

- Overall: UW leads, 105-98*
- In Minneapolis: MIN leads, 64-39
- Gard vs. Minnesota: 13-2
- Active Streak: UW won last 8
- Overtime: 5-4



* does not include games vacated by MIN

LAST 25 MEETINGS (UW leads 21-4)

Date	Rank	Result	Score	Location
12/28/10	--/14	W	68-60	Madison
2/9/12	21/--	W+	68-61	Minneapolis
2/28/12	14/--	W	52-45	Madison
1/26/13	--/12	W	45-44	Madison
2/14/13	20/--	L+	53-58	Minneapolis
1/22/14	9/--	L	68-81	Minneapolis
2/13/14	21/--	W	78-70	Madison
3/14/14	12/--	W	83-57	Indianapolis
2/21/15	5/--	W	63-53	Madison
3/5/15	6/--	W	76-63	Minneapolis
3/2/16	--/--	W	62-49	Minneapolis
1/21/17	17/--	W+	78-76	Minneapolis
3/5/17	22/--	W	66-49	Madison
2/19/18	--/--	W+	73-63	Madison
1/3/19	22/--	L	52-59	Madison
2/6/19	19/--	W	56-51	Minneapolis
2/5/20	--/--	L	52-70	Minneapolis
3/1/20	--/--	W	71-69	Madison
12/31/20	6/21	W	71-59	Madison
1/30/22	11/--	W	66-60	Madison
2/23/22	13/--	W	68-67	Minneapolis
1/3/23	14/--	W	63-60	Madison
3/5/23	--/--	W	71-67	Minneapolis
1/23/24	13/--	W	61-59	Minneapolis
1/10/25	--/--	W	80-59	Madison

+ overtime

LAST GAME VS. MINNESOTA

WISCONSIN 80, MINNESOTA 59

Jan. 10 | Madison, Wis. | Kohl Center

- Leading by just one at the half, Wisconsin used a second-half barrage to run away from Minnesota in a 80-59 win. The Badgers scored 50 points and shot 57.7%, including 8-15 from 3-point range, after intermission.
- The Badgers shot 11-for-28 (39.3%) from 3-point range, connecting on double-digit triples for the 9th time in 16 games.
- UW went 19-for-24 from the foul line and turned the ball over just 8 times.
- Making his first start as a Badger, Kamari McGee responded with 15 points (his most at UW), 5 rebounds, 2 assists, 3 steals, going 3-for-4 on 3FGs.
- Steven Crowl scored in double figures for the 5th-straight game, posting 18 points, 5 rebounds and 3 assists. He went 6-for-7 from the field (2-for-2 3FGs).
- John Tonje finished with 16 points (7-8 FTs), 6 rebounds and 3 assists.

<

CHARTING THE BADGERS

CAREER GAMES PLAYED

	Games	Starts	Cons. Starts
John Tonje	159	79	29
UW total	29	29	29
Max Klesmit	146	129	0
UW total	96	96	0
Steven Crowl	145	133	133
Carter Gilmore	128	3	0
Kamari McGee	115	26	1
UW total	85	2	1
Markus Ilver	69	0	0
Camren Hunter	66	60	0
UW total	6	0	0
Nolan Winter	65	29	29
John Blackwell	63	29	29
Xavier Amos	61	26	0
UW total	28	0	0
Chris Hodges	38	0	0
Jack Janicki	29	0	0
Isaac Gard	22	0	0
Jack Robison	12	0	0
Daniel Freitag	11	0	0
Riccardo Greppi	8	0	0
Aidan Konop	4	0	0

DOUBLE-DIGIT POINTS

	Career	'24-25	Cons.
Max Klesmit	75 (46-29)	11 (9-2)	0
UW total	43 (26-17)	11 (9-2)	0
John Tonje	76 (54-22)	27 (20-7)	11
UW total	27 (20-7)	27 (20-7)	11
Steven Crowl	67 (50-17)	13 (9-4)	4
Camren Hunter	50 (18-32)	0 (0-0)	0
UW total	0 (0-0)	0 (0-0)	0
John Blackwell	37 (26-11)	23 (17-6)	2
Kamari McGee	24 (10-14)	7 (7-0)	0
UW total	8 (8-0)	7 (7-0)	0
Xavier Amos	18 (7-11)	2 (2-0)	0
UW total	2 (2-0)	2 (2-0)	0
Nolan Winter	15 (13-2)	15 (13-2)	1
Carter Gilmore	2 (2-0)	2 (2-0)	0
Jack Janicki	1 (1-0)	1 (1-0)	0

20-POINT SCORING GAMES

	Career	'24-25	Cons.
John Tonje	21 (17-4)	12 (9-3)	0
UW total	12 (9-3)	12 (9-3)	0
Camren Hunter	13 (7-6)	0 (0-0)	0
Max Klesmit	12 (8-4)	2 (1-1)	0
UW total	5 (4-1)	2 (1-1)	0
Steven Crowl	9 (7-2)	1 (1-0)	0
Xavier Amos	8 (2-6)	0 (0-0)	0
John Blackwell	6 (5-1)	6 (5-1)	0
Kamari McGee	5 (0-5)	0 (0-0)	0
Nolan Winter	1 (1-0)	1 (1-0)	0

30-POINT SCORING GAMES

	Career	'24-25	Cons.
John Tonje	5 (5-0)	4 (4-0)	0
UW total	4 (4-0)	4 (4-0)	0
John Blackwell	2 (2-0)	2 (2-0)	0
Steven Crowl	1 (1-0)	0 (0-0)	0
Camren Hunter	1 (1-0)	0 (0-0)	0

DOUBLE-DIGIT REBOUNDS

	Career	'24-25	Cons.
Steven Crowl	18 (11-7)	2 (1-1)	0
Camren Hunter	5 (3-2)	0 (0-0)	0
Nolan Winter	3 (2-1)	3 (2-1)	1
Xavier Amos	3 (2-1)	0 (0-0)	0
UW total	0 (0-0)	0 (0-0)	0
John Tonje	1 (0-1)	0 (0-0)	0
UW total	0 (0-0)	0 (0-0)	0
John Blackwell	1 (1-0)	1 (1-0)	0

DOUBLE-DOUBLES

	Career	'24-25	Cons.
Steven Crowl	12 (9-3)	1 (1-0)	0
Camren Hunter	5 (5-0)	0 (0-0)	0
UW total	0 (0-0)	0 (0-0)	0
Nolan Winter	3 (2-1)	3 (2-1)	1
John Tonje	1 (0-1)	0 (0-0)	0
UW total	0 (0-0)	0 (0-0)	0
Xavier Amos	1 (0-1)	0 (0-0)	0
UW total	0 (0-0)	0 (0-0)	0
John Blackwell	1 (1-0)	1 (1-0)	0

RESUME BUILDING

Wisconsin is off to an 22-7 start, ranked No. 10 in KenPom and No. 13 in the NET (as of March 4).

- The Badgers' 22-6 record matches the 2nd-best start under Greg Gard and the 6th best 29-game start in program history.

Best Wisconsin 29-Game Starts, All-Time

Record	Season	Record	Season
1. 26-3	2006-07	24-5	2021-22
2. 26-3	2014-15	6. 22-7	2016-17
3. 25-4	2007-08	22-7	2024-25
4. 24-5	2013-14		

- The Badgers are 14-7 against the top 2 quadrants of the NET rankings, including 7 Quad 1 wins and just 1 loss outside the first Quadrant.
 - UW is 1 of 11 schools with 14+ Quad 1/2 wins:

Most Quad 1/2 Wins, NET Rankings (as of March 3)

Wins	Team	Q1	Q2
1. 21	Auburn	16-2	5-0
2. 17	Alabama	10-6	7-0
3. 16	Houston	7-4	9-0
4. 15	Florida	6-4	9-0
15	Michigan	8-4	7-3
15	Michigan St.	10-3	5-2
7. 14	Wisconsin	6-6	8-1
14	Iowa State	6-5	8-1
14	Purdue	8-8	6-1
14	Tennessee	10-5	4-0
14	Texas A&M	6-7	8-2

- Wisconsin is 8-5 away from home, including a mark of 5-5 in true road games.

BUILDING THE BADGERS OFFENSE

"They're leading the country, and could break an NCAA record, at 84% from the line... they counter your defense in a variety of ways and can beat you with four, five, six different concepts."
- John Fanta, CBB Analyst

- The Wisconsin offensive evolution under Greg Gard has been remarkable. Consider...
- **SCORING:** Wisconsin is averaging 81.2 points per game, which would rank 5th in UW history and the highest since the school-record 86.3 ppg in 1970-71.
 - UW is second in the Big Ten in scoring during conference play, averaging 80.0 ppg.
 - The Badgers have scored at least 80 points in 16 games this season, most in school history.
 - UW has 4 games of 90+ points this season for the first time since 2016-17.
 - The Badgers have reached 90 points in 3 of their last 16 Big Ten games. Prior to that, Wisconsin had 3 total in the previous 403 games dating back to 2002.

Games with 90+ Points, Wisconsin, Big Ten Play

Last 16 games	3 games
Previous 403 games	3 games

- **TEMPO:** Wisconsin is averaging 70.7 possessions per game, which would register as its fastest pace in at least 30 years.
- **EFFICIENCY:** Wisconsin ranks 11th in the nation in offensive efficiency per KenPom. UW's mark of 124.0 would rank as the school's 2nd-highest mark in the KenPom era (1997).

Best Adjusted Off. Efficiency, Wisconsin (since 1997)

Season	Adj.O	Rank	Record	Postseason
2014-15	129.0	1st	36-4	National Finals
2024-25	124.0	11th	22-7	????
2010-11	122.3	2nd	25-9	Sweet 16
2013-14	122.0	4th	30-8	Final Four
2023-24	119.2	17th	22-14	NCAA 1st Rd

- **BALANCE:** Three different Badgers have scored 25+ pts in a game this season and the Badgers have 6 30-point efforts already:
Tonje 6x (41-Ariz, 33-Pitt, 32-Pur, 31-III, 27-Neb, 27-NW)
Blackwell 3x (32-Iowa, 30-UTRGV, 28-USC)
Klesmit 1x (26-Montana St)
 - The last time Wisconsin had 3 different players tally 25+ points in a game in the same season was Ethan Happ, Nigel Hayes and Bronson Koenig in the 2016-17 season.
- **3-POINT SHOOTING:** Wisconsin leads the Big Ten averaging 10.6 3FGs per game during conference play. The Badgers also rank 4th shooting 36.7% from deep during league play.
 - UW is on pace to shoot (28.1 3FGA) and make (10.0 3FG) more 3s than ever since the inception of the 3-point line in 1986-87.

Most 3FGs per game, Big Ten History

	3FGs/Gm	Team	Season
1. 10.4		Penn State	2022-23
2. 10.1		Purdue	2018-19
3. 10.0		Wisconsin	2024-25
4. 9.8		Iowa	2024-25

- Wisconsin is on pace to shatter its school record for 3FGs per game of 8.6 set during the 2019-20 and 2020-21 seasons.
- The Badgers are also closing in on the program record for most 3FGs in a single season as the 2013-14 holds the record of 297 and this year's team already has 289.
- UW has made 10 or more 3FGs in 17 games this season, the most in the Big Ten and the most such games in school history.
- **FREE THROW SHOOTING:** Wisconsin leads the NCAA in free throw percentage, 83.3% FT (478-for-574) at the line. That is on pace to break the NCAA record of 83.0% by Villanova in 2020-21. Wisconsin currently holds the Big Ten record, hitting 81.8% in 2010-11.
- UW is averaging 16.5 FTs per game, which ranks 35th in the NCAA (4th in the Big Ten) and would be the Badgers' most since 1970-71.
- UW has won 27 straight when making 25+ FTs dating back to 2009-10 (4-0 this season).
- In its win over #9 Arizona, UW went 41-for-47 (87.2%) at the line, which tied UW's program record - 41 at Illinois, Jan. 1, 1955.
- **SHARING THE ROCK:** Wisconsin is averaging 14.7 assists per game (most since 1993-94).

Wisconsin Offensive Comparison

	2022-23	2023-24	2024-25
KenPom O-Effic.	140th	17th	11th
PPG	65.3	74.7	81.2
FG Pct.	.414	.461	.465
2-Pt FG Pct.	.463	.522	.566
3 FG Pct.	.342	.349	.354
3FG per game	7.9	7.1	10.0
3FGA per game	23.1	20.4	28.1
FT Pct.	.691	.755	.833
FT per game	9.9	14.7	16.5

JOHN TONJE

"TONJE IS A LEGITIMATE ALL-AMERICAN AND BIG TEN PLAYER OF THE YEAR CANDIDATE."

JEFF BORZELLO, ESPN.COM



TONJE'S TROPHY CASE

- Naismith Men's Player of the Year Midseason Team
- Oscar Robertson Trophy Midseason Watch List
- Naismith Player of the Week (2/17/25)
- Oscar Robertson National POW (11/19 & 11/26)
- Lute Olson National Player of the Week (11/18)
- Big Ten Player of the Week (3x)
- 2024 Greenbrier Tip-Off Tournament MVP

KENPOM.COM PLAYER OF THE YEAR

- KenPom.com places Tonje 8th in the National Player of the Year race. Tonje ranks 2nd among the top 8 candidates in scoring (19.2) and 3FG shooting (38.9%).

Player (School)	PPG	3FG%
1. Cooper Flagg (Duke)	19.3	.375
2. Johni Broome (Auburn)	18.4	.290
3. Hunter Dickinson (Kansas)	16.9	.214
4. Kam Jones (Marquette)	18.4	.315
5. Braden Smith (Purdue)	16.0	.395
6. Mark Sears (Alabama)	19.1	.361
7. Walter Clayton (Florida)	16.9	.363
8. John Tonje (Wisconsin)	19.2	.376

BEST AGAINST THE BEST

- Wisconsin has played 10 games against teams ranked in the top-50 of the NCAA's NET Rankings. In those games, Tonje is averaging 22.5 ppg and 5.0 rpg, while shooting 43.2% (32-74) from 3-point range and 92.0 (81-88) at the FT line.

TONJE VS. TOP-50 NET TEAMS

Opponent (rank)	PTS	REB	3FG	FT
Arizona (10)	41	6	4-6	21-22
Michigan (25)	18	3	3-5	5-6
at Marquette (22)	14	5	1-5	7-8
at Illinois (16)	14	4	2-7	2-2
Ohio State (36)	17	4	1-4	10-10
at UCLA (27)	24	5	6-7	2-3
at Maryland (12)	23	6	5-8	2-2
at Purdue (17)	32	6	4-9	8-9
Illinois (16)	31	3	3-5	10-12
Oregon (31)	22	7	2-10	2-2
Michigan State (11)	11	4	1-8	4-4
Total	22.5	5.0	43.2%	92.0%

19.2

Tonje is 6th in the Big Ten in scoring at **19.2** points per game, narrowly trailing leader Nick Martinelli of Northwestern (19.9). He is trying to become the first Badgers to win the conference scoring title since Cory Blackwell averaged 18.9 ppg in the 1983-84 season.

22.5

In 11 games against teams ranked in the top-50 of the NCAA's NET Rankings, Tonje is averaging **22.5** ppg and 5.0 rpg, while shooting 43.2% (32-74) from 3-point range and 92.0% (81-88) at the free throw line.

22.5

Since Jan. 21, Tonje is 6th in the nation in scoring (2nd among major conference players), averaging **22.5** ppg during that 11-game span.

He has knocked down 36 3-pointers during that stretch, 3rd-highest total among Major Conference players.

38.3

Tonje is 4th in the Big Ten shooting **38.3%** from 3-point range during conference play.

He is also averaging 2.6 triples per game during Big Ten play, the 2nd-best mark in the league.

5.9

Tonje leads all Major Conference players averaging **5.9** made free throws per game.

He is shooting 91.5% from the stripe, which ranks 5th in the nation.

Tonje's 172 made FTs already 2nd in school history and just 18 shy of Nigel Hayes' program record (190).

30+

Tonje has authored **four 30-point** games this season, no other Major Conference player has more than 3.

He is 1 shy of tying Wisconsin's single-season record for 30-point games, held by Rick Olson in 1985-86.

TONJE'S ON A TEAR

A midseason candidate for the Naismith National Player of the Year, **John Tonje** is positioning himself as a potential First-Team All-American and the Big Ten Player of The Year.

- Tonje is a catalyst for one of the nation's best offenses, ranking 6th in the Big Ten averaging 19.2 ppg and scoring at all 3 levels.
- Each of the last 3 Badgers to average at least 19.0 ppg have won Big Ten Player of the Year that season: Devin Harris (2004), Alando Tucker (2007) and Johnny Davis (2022).
- Tonje is trying to become just the 5th Badger to average at least 19.0 ppg in the last 35 years, joining Michael Finley, Devin Harris, Alando Tucker and Johnny Davis.
- Tonje is shooting 47.1% overall, 37.6% 3FGs and 91.5% FTs. Dating back to 1990, no Major Conference player has averaged at least 19.0 ppg while shooting at least 48%, 39% and 90%.
- During conference play, Tonje ranks 4th in the Big Ten shooting 38.3% from 3FGs and ranks 2nd averaging 2.6 triples per game.
- Tonje has been on a tear over the last 11 games, averaging 22.5 ppg over that stretch. He is shooting 36-for-89 (.404) from 3-point range over that stretch.
- Since Jan. 21, Tonje ranks 6th in the NCAA in scoring (22.5 ppg) and is 3rd among Major Conf. players with 36 3FGs over that span.
- The 6-foot-5 guard has been at his best in big games, leading the nation in points per game against Top-25 opponents, averaging 24.5 ppg.
- Tonje has 4 games with 30+ points, placing him 1 shy of the school's single-season record.

Most Games with 30+ pts, Wisconsin, Single Season

Gms	Player	Season
5	Rick Olson	1985-86
4	Joe Franklin	1967-68
4	Clarence Sherrod	1969-70
4	Michael Finley	1992-93
4	John Tonje	2024-25

- Over the last 20 years, only 5 Big Ten players have scored at least 32 points in a road win over a team ranked in the top 10 of the AP Poll.

32+ pts in a Top-10 road win, Big Ten (Last 20 yrs)

Pts	Player (Team)	Opp.	Date
37	Johnny Davis (WIS)	#3 Purdue	1/3/22
35	Brandon Paul (ILL)	#10 Gonzaga	12/8/12
35	Jalen Hood-Schifino (IND)	#5 Purdue	2/25/23
32	Evan Turner (OSU)	#6 Purdue	1/12/10
32	John Tonje (WIS)	#7 Purdue	2/15/25

- Tonje became the nation's only player with multiple 30-point games vs. top-10 opponents this season (41 vs. #9 Arizona).
- Tonje has scored in double figures in 27 of 29 games this season and 20+ points 12 times.
- The 6-foot-5 guard has been nearly perfect at the free throw line, ranking 2nd in the Big Ten and 5th in the NCAA shooting 91.5% FT (172-for-188).
- The UW single-season FT Pct. record is 90.5%, shared by Brian Good (1990) and Bronson Koenig (2017).
- Tonje leads the Big Ten and ranks 4th in NCAA with 172 made FTs. Tonje's 172 FTs already rank 2nd on Wisconsin's single-season record list and just 18 shy of Nigel Hayes' single-season record (190).
- Averaging 5.9 made FTs per game, Tonje would rank 4th on UW's single-season list and the most by a Badger since Clarence Sherrod averaged 6.0 FTs in 1970-71.
- Tonje is trying to become 1 of just 6 Big Ten players to avg 6.0 FTs/gm over the last 15 seasons.

Most FTs per game, Big Ten (since 2010-11)

FTs/Gm	Player (school)	Season
1. 8.3	Tim Frazier (PSU)	2012-13
2. 7.9	Zach Edey (PUR)	2023-24
3. 6.9	Terrance Shannon (ILL)	2023-24
4. 6.2	Jahmir Young (MARY)	2023-24
5. 6.0	James Palmer (NEB)	2018-19
6. 5.9	John Tonje (WIS)	2024-25

- Tonje avg just 2.6 ppg last season playing in 8 games (4 starts) at Missouri before suffering a foot injury that resulted in a medical redshirt.
- Tonje spent 4 seasons at Colorado State (122 games, 46 starts), scoring 1,051 points helping the Rams reach the 2022 NCAA tournament.
- As a senior at Colorado State in 2022-23, he avg 14.6 ppg (47.3% FG) and 4.7 rpg.

TONJE'S TOP GAMES

■ W, 103-88 vs. #9 ARIZONA (11/15) 41 points (4-6 3FGs, 21-22 FTs)

- Most points by a Badger since Frank Kaminsky's school-record 43 in 2013 - coincidentally, Kaminsky was in attendance this night
- Broke the Wisconsin single-game record for FTs, finishing 21-for-22 at the line
- 5th-most points in a win over an AP Top-10 team in Big Ten history

■ W, 81-75 vs. PITT (11/24) 33 points (10-10 FTs), 7 rebounds

- Earned MVP of the Greenbrier Tip-Off, averaging 24.0 points and 6.5 rebounds per game in wins over UCF and Pitt

■ L, 83-85 vs. UCLA (1/21) 27 points (6-7 3FGs) 5 rebounds

■ W, 83-55 vs. NEBRASKA (1/26) 27 points (5-11 3FGs, 6-6 FTs)

■ W, 75-69 at NORTHWESTERN (2/1) 27 points (5-11 3FGs), 8 rebounds

■ W, 94-84 at #7 PURDUE (2/15) 32 points (4-9 3FGs), 6 rebounds

- Scored 22 of his 32 in the second half, including a personal 11-0 run
- 3rd-most points scored by a Badger vs. Purdue

■ W, 96-74 vs. ILLINOIS (2/18) 31 points (3-5 3FGs, 10-12 FTs)

- First back-to-back 30-point games by a Badger since Michael Finley in 1994

WHAT THEY'RE SAYING ABOUT JOHN TONJE

"If you were putting together a first-team All-America team today, it might have John Tonje on it. In a sport that's filled with great stories, there is one originating at Wisconsin."

- Gary Parrish, CBS Sports (2/19/25)

"Tonje is cooking right now. He'd be on my first-team All-America ballot if the season ended today."

- CJ Moore, The Athletic

"Tonje is one of the better players in our league. He's been phenomenal all year long."

Chris Collins, Northwestern (2/1/25)

"The way he's playing, Tonje is making a strong case to end up being the 4th or 5th guy on my first-team All-American ballot."

Kyle Boone, CBS Sports (2/19/25)

"He's a great scorer. He is great at driving the basketball, but he had a step-back three in the corner down at their end to start the second half that was big time."

Matt Painter, Purdue (2/15/25)

"He has great understanding of the game, combined with the IQ and the footwork. He's a match-up nightmare with his size and frame."

Jay Williams, ESPN (3/1/25)



In the 8 games following his scoreless game at USC, Tonje scored 201 points (25.1 PPG). The only other Div. I player in the 21st century to go scoreless in 20+ min. only to score 200+ over his next 8 games: Stephen Curry. (per Opta STATS)

CHARTING THE BADGERS

LED UW IN SCORING

	2024-25	Career
Steven Crowl	2 (2-0)	18 (16-2)
John Tonje	16 (12-4)	16 (12-4)
John Blackwell	7 (6-1)	11 (8-3)
Max Klesmit	2 (1-1)	9 (6-3)
Nolan Winter	3 (2-1)	3 (2-1)

Record in those contests in parentheses

LED UW IN REBOUNDING

	2024-25	Career
Steven Crowl	11 (8-3)	56 (36-20)
Nolan Winter	12 (10-2)	14 (12-2)
John Blackwell	6 (5-1)	10 (8-2)
John Tonje	5 (3-2)	5 (3-2)
Max Klesmit	1 (1-0)	2 (1-1)
Carter Gilmore	1 (1-0)	1 (1-0)

Record in those contests in parentheses

LED UW IN ASSISTS

	2024-25	Career
Steven Crowl	9 (7-2)	34 (25-9)
Max Klesmit	9 (7-2)	17 (11-6)
John Blackwell	7 (4-3)	8 (5-3)
John Tonje	7 (6-1)	7 (6-1)
Kamari McGee	6 (4-2)	6 (4-2)
Carter Gilmore	2 (0-2)	3 (0-3)
Nolan Winter	1 (0-1)	1 (0-1)

Record in those contests in parentheses

LED UW IN MINUTES

	2024-25	Career
Max Klesmit	3 (3-0)	17 (13-4)
John Tonje	14 (11-3)	14 (11-3)
John Blackwell	11 (6-5)	12 (7-5)
Steven Crowl	0 (0-0)	8 (4-4)
Kamari McGee	2 (2-0)	2 (2-0)
Xavier Amos	1 (1-0)	1 (1-0)
Carter Gilmore	0 (0-0)	1 (0-1)

Record in those contests in parentheses

2024-25 STARTING LINEUP RECORD

Blackwell, Klesmit, Tonje, Winter, Crowl	21-6
Blackwell, McGee, Tonje, Winter, Crowl	1-1

ACTIVE WIN/LOSS STREAKS

Overall	Lost 1
Vs. Unranked teams (AP)	Won 1
Vs. Ranked teams (AP)	Won 1
At Home	Lost 1
At Home vs. Big Ten	Lost 1
At Home vs. ranked Big Ten	Lost 3
At Home vs. unranked Big Ten	Won 1
At Home vs. non-conference	Won 12
At Home vs. ranked opp.	Won 1
On Road	Lost 1
On Road vs. Big Ten	Lost 1
On Road vs. ranked opp.	Lost 1
On Road vs. unranked opp.	Won 2
Neutral	Won 3
Neutral vs. ranked opp.	Lost 1
Neutral vs. unranked opp.	Won 3

GARD'ING THE BADGER LEGACY

"Greg Gard, the job he does. We don't talk about Wisconsin and him, but that dude can flat coach."
- Seth Greenberg, ESPN Analyst

- Head coach **Greg Gard** earned national recognition on Friday as he was 1 of 15 named to the 2025 Werner Ladder Naismith Men's College Coach of the Year Watch List.
- In his 10th season, Gard has led Wisconsin to Big Ten titles in 2 of the last 5 seasons and sustained UW's winning culture. His teams have qualified for the NCAA Tournament in 7 of 9 - including the canceled 2020 tourney. (More on page 11).
- Gard has guided UW to a record of 208-114 (.646), the 4th-highest win total and 3rd-highest win percentage in school annals.

Best Win Pct, Wisconsin Coaches (min. 50 wins)

Coch (School, Years)	Record	Pct.
1. Bo Ryan (2002-15)	364-130	.737
2. Walter Meanwell (1912-17, '21-34)	246-99	.712
3. Greg Gard (2016-present)	208-114	.646
4. Dick Bennett (1996-2000)	94-68	.580
5. Bud Foster (1935-59)	265-267	.498

- With a win over Ohio State (1/14), Gard became the 4th Wisconsin coach to reach the 200-win milestone, joining a trio of Naismith Hall of Famers: Bo Ryan, Walter Meanwell and Bud Foster. He is also the 3rd-fastest in UW history to hit that mark.

Fastest to 200 Wins, Wisconsin Coaches

Coch (School, Years)	Gms	Record
1. Walter Meanwell (1912-17, '21-34)	260	200-60
2. Bo Ryan (2002-15)	275	200-75
3. Greg Gard (2016-present)	310	200-110
4. Bud Foster (1935-59)	359	200-159

- During the Gard era (since 2015-16), the Badgers are 116-76 (.604) in Big Ten play, trailing only Purdue and Michigan State for the most wins and best win% in during that span.

Best Win% in B1G play since 2015-16 (thru March 2)

School	Record	Pct.
1. Purdue	137-54	.717
2. Michigan State	125-66	.654
3. Wisconsin	116-76	.604
4. Michigan	111-78	.587
5. Maryland	105-87	.547

- Gard's 60.4% conference win percentage ranks 7th-best among Big Ten coaches of the last 45 years (since 1980). (page 11)
- With 116 Big Ten wins, Gard ranks 21st on the conference's all-time wins list. Among coaches with 100 wins, his win percentage of 60.4% is tied for 13th in B1G history (pg 12).
- Gard has led teams to 7 of the top 20 winningest seasons in program history:

Wisconsin Record Book, Single-Season Wins

1. 36	2014-15	11. 24	2009-10
2. 31	2007-08		24 2002-03
3. 30	2013-14	13. 23	2018-19
	30 2006-07		23 2012-12
5. 27	2016-17	15. 22	2024-25
6. 26	2011-12		22 2023-24
7. 25	2021-22	22	2015-16
	25 2010-11		22 1999-00
	25 2004-05		22 1998-99
	25 2003-04	20. 21	2019-20

BLACKWELL, GROUNDSWELL

"The Badgers need a go-to scoring option on the perimeter. That's where Blackwell comes into the equation...He boasts All-Big Ten caliber potential." - Jon Rothstein, CBS Sports

- Sophomore **John Blackwell** is emerging as one of the Big Ten's most well-rounded players, ranking 2nd on the Badgers in points (15.2 ppg), 3rd in rebounds (5.0 rpg) and 3rd in assists (2.2 apg).
 - Those averages rise to 15.7 ppg, 5.6 rpg and 2.0 apg during Big Ten play.
- Blackwell tallied his first career double-double with 24 points and 10 rebounds vs. Washington (2/25). That included 4-for-7 shooting from 3-point range, marking his 3rd game with at least 4 triples this season.
- The Bloomfield Hills, Michigan, native has tallied 7 games with 20+ points. He averaged 25.5 ppg in UW's games at USC and UCLA.
 - Blackwell also owns a trio of games with 28+ points: a career-high 32 points (6-10 3FGs) vs. Iowa, 30 vs. UTRGV and 28 at USC.
 - Blackwell is 1 of 7 Big Ten players to have at least 3 games of 28 points or more, joining teammate John Tonje (4) as well as Brice Williams (5, NEB), Dylan Harper (4, RUT), Ace Bailey (3, RUT), Dawson Garcia (4, MIN), and Bruce Thornton (3, OSU).
- One of the Big Ten's best on-ball defenders, Blackwell often draws the opponent's top-scoring guard. On the year, he is tied for the team lead with 26 steals, including 17 in conference play.
- Another strength of Blackwell's game is getting to the free throw line with regularity. He is 12th in the Big Ten this season, going 85-for-106 (80.2%) at the line.
 - Last season, Blackwell led Wisconsin shooting an impressive 82.1% FT (78-for-95).
- Blackwell went 6-for-10 from 3-point range vs. Iowa (1/3) further showing the shooting ability he demonstrated as a freshman.
- Blackwell is shooting 33.7% from deep during conference play.
- Last season, Blackwell set the UW freshman 3FG Pct. record at 45.5%.
- In 2024, Blackwell earned Big Ten All-Freshman Team honors after averaging 8.0 ppg.
- Blackwell became the third-straight Badger to earn Big Ten All-Freshman Team honors, joining Chucky Hepburn (2022) and Connor Essegian (2023).
- Blackwell's father, Glynn Blackwell, played 4 seasons at Illinois (1984-88), appearing in 106 games (57 starts) for the Illini where he averaged 12.1 ppg as a senior.

TURN IT UP TO THE MAX

Senior **Max Klesmit** has established himself as an alpha team leader for UW and an offensive threat in opponent scouting reports.

- Klesmit is averaging 9.7 points per game this season (4th on the team).
 - Including 17 points in UW's win at #7 Purdue, Klesmit has scored in double figures in 11 of 28 games this season. For his career, he has scored 10+ a total of 74 times.
- Klesmit scored 18 points at USC (1/18), his highest total since posting 22 at Marquette earlier this season (12/7/24). Against the Trojans, Klesmit was a perfect 5-for-5 inside the arc (2-9 3FGs) while adding 4 assists.
- It's been more than just scoring for Klesmit this season, however, as he now leads the team with 74 assists (2.7 apg).
- More impressive, he's maintaining a 2.4 assist-to-turnover ratio (74 ast, 31 TO), the 2nd-best mark on the team.
- The senior guard is shooting 84.5% (60-for-71) at the free throw line (ranks 15th in the Big Ten - min. 50 FTAs).
- Klesmit scored a season-high 26 points vs. Montana State (Nov. 7), just 1 shy of his career high. He made a career-high six 3s.
 - Klesmit has tallied 12 games scoring 20+ points. UW is 4-1 in such games.
- When the native of Neenah, Wisconsin, gets things going offensively, he has shown a tendency to heat up ... and in a hurry.
 - Earlier this season at #5 Marquette, Klesmit matched his career high with 6 triples (6-11 3FG), finishing with a team-high 22 points.
 - Last season, Klesmit scored a UW career high 26 points (8-11 FG, 5-7 3FG) vs. Indiana (1/19/24). That included a stretch during which Klesmit scored 20 straight points in a span of 4.5 minutes.
 - Last year vs. #3 Marquette (12/2/23), he scored a game-high 21 pts (all in the first half), shooting 5-for-10 from 3-point range.
- Klesmit eclipsed 1,000 career points last season (617 pts in two seasons at Wofford). He is up to **1,514 career points**.
- Including 93 3FGs during his 2 seasons at Wofford and 157 while at Wisconsin, Klesmit has hit 250 career triples, which is 4th among all active Big Ten players.

Big Ten Career 3FG Leaders, Active

Player	Career 3Fs
1. Zach Hicks (Penn State)	279
2. DJ Davis (Washington)	262
3. Payton Sandfort (Iowa)	258
4. Max Klesmit (Wisconsin)	250
5. Mike Mitchell Jr. (Minnesota)	246

* Stats thru March 3, 2025

TAKING WHAT'S FREE

One of the staples of Wisconsin's program is getting to the free throw line and taking advantage. So far, so good this season...

- **The Badgers lead the NCAA** shooting 83.3% (478-for-574) from the free throw line. At this rate, UW is on pace to set the NCAA record as well as the Big Ten record - which UW set at 81.8% in 2010-11.

NCAA Record Book, Highest FT pct.

Pct. (FT-FTA)	School	Season
.833 (478-574)	Wisconsin	2024-25
1. .830 (527-635)	Villanova	2020-21
2. .822 (535-651)	Harvard	1983-84
3. .821 (407-496)	Oral Roberts	2020-21
4. .820 (456-556)	Villanova	2022-23

- UW ranks 4th in the Big Ten (35th nationally) averaging 16.5 made FTs per game. That mark would be the team's highest since the 2013-14 (16.9) and prior to that the 1975-76 season (16.6).
 - By comparison, the Badgers averaged 14.7 made FTs per game last season.

Most Wisconsin FTs Per Game (since 1975)

FTs/Gm	Season
1. 16.9	2013-14
2. 16.6	1975-76
3. 16.5	2024-25
4. 16.3	1994-95
5. 16.2	2006-07

- Wisconsin has out-scored its opponents, 478-to-344, at the free throw line. UW has made more free throws (478) as its opponents have attempted (477).
- The Badgers went 25-for-28 at the line vs. Ohio State (1/14), marking the 4th time making 25+ free throws in a game this season. The Badgers have won 27 consecutive games when making 25+ FTs dating back to 2009-10.
- UW is 88-27 under coach **Greg Gard** when attempting 20 or more FTs (11-3 this year).
- In its upset of #9 Arizona, UW shot 41-for-47 at the line. The 41 made free throws tied UW's program record (at Illinois, 1/1/55).
- In the season opener vs. Holy Cross, the Badgers were a perfect 16-for-16, the 2nd-most FTs without a miss in school history.

'BIG STEVE' HAVING BIG IMPACT

With 133 starts (145 total games) **Steven Crowl** has seen it all in his 5-year career at Wisconsin. A starter on the Badgers' 2022 Big Ten championship team, Crowl is comfortable playing the role of go-to scorer as well as glue guy to help win.

- Crowl has appeared in 100 wins during his career at Wisconsin, becoming just the 8th Badger ever to play in 100 wins.
- Crowl has scored in double figures 13 times this season with a high of 20 points. But he's also unselfish enough to have 9 games where he has taken 4 or fewer shots.
- On the season, Crowl is averaging 9.6 ppg and 5.5 rpg while shooting 54.4% from the field, 35.8% from deep and 82.8% at the FT line.

SITUATIONAL RECORDS

	2024-25	Under Gard
Ahead at the half	16-5	166-23
Behind at the half	6-2	33-86
Tied at the half	0-0	8-5
FG% of .450 or more	14-3	116-22
FG% less than .450	8-4	91-92
Better FG% than opp.	18-3	161-17
Worse FG% than opp.	4-4	44-94
Same FG% as opp.	0-0	3-3
Opp. FG% less than 45%	17-5	156-42
3FG% of 40% or more	9-1	92-16
3FG% less than 40%	13-6	114-98
Try more than 20 3FGs	20-6	120-74
Try 20 or fewer 3FGs	2-1	87-39
Make at least 70% FT	22-6	135-53
Try at least 20 FTs	11-3	88-27
Try fewer than 20 FTs	11-4	117-86
Out-rebound opponent	16-4	130-30
Tied or out-rebounded	6-3	77-84
Same or fewer TOs than opp.	16-3	155-72
More TOs than opp.	6-4	52-42
Commit fewer than 12 TOs	17-3	160-72
Commit 12 or more TOs	5-4	48-41
Score fewer than 50 points	0-0	2-4
Score 50-59 points	0-0	8-40
Score 60-69 points	0-3	59-40
Score 70-79 points	8-2	77-21
Score 80-89 points	10-2	48-9
Score 90 or more pts.	4-0	13-0
Allow fewer than 50 pts.	0-0	25-1
Allow 50-59 pts.	5-0	60-10
Allow 60-69 pts.	9-1	84-35
Allow 70-79 pts.	4-3	31-43
Allow 80-89 pts.	4-3	7-21
Allow 90 or more pts.	0-0	0-4
Overtime	0-0	11-9
vs. AP Top 25 opponents	2-2	32-48
vs. AP Top 25 opp. at home	1-0	16-15
Home games	14-2	123-35
Road games	5-5	55-56
Neutral site games	3-0	30-23
Day games	9-3	65-43
Night games	13-4	143-71

GAMES DECIDED BY

3 points or less	2-2	29-21
4-5 points	0-1	29-22
6-10 points	4-3	45-35
11-19 points	7-1	57-29
20 or more points	9-0	48-5

TELEVISED GAMES

Big Ten Network	5-1	96-31
Big Ten Plus (B1G+)	3-0	10-0
CBS	1-1	13-16
CBS Sports Network	2-0	2-1
ESPN	0-0	18-16
ESPN2	0-0	19-12
ESPNU	0-0	1-3
ESPN+	0-0	3-1
FOX	0-2	4-9
FS1	4-0	25-16
NBC	1-0	1-0
Peacock	6-3	9-5
TBS	0-0	1-3
TNT	0-0	2-1

2024-25 BIG TEN STANDINGS

Team	Conf.	Overall
Michigan State (#8)	15-3	24-5
Michigan (#15)	13-4	22-7
Wisconsin (#11)	12-6	22-7
Maryland (#16)	12-6	22-7
Purdue (#20)	12-6	20-9
UCLA	11-7	20-9
Illinois	11-8	19-11
Oregon	10-8	21-8
Indiana	9-9	18-11
Ohio State	8-10	16-13
Nebraska	7-11	17-12
Northwestern	7-11	16-13
Minnesota	7-11	15-14
Rutgers	7-11	14-15
Iowa	6-12	15-14
USC	6-12	14-15
Penn State	5-14	15-15
Washington	4-14	13-16

RECORDS THROUGH GAMES PLAYED MARCH 2

AP TOP 25 (WEEK 16 - 3/2/25)

Team	Record	Points
1 Auburn (61)	27-2	1525
2 Duke	26-3	1458
3 Houston	25-4	1396
4 Tennessee	24-5	1326
5 Florida	25-4	1247
6 St. John's	26-4	1179
7 Alabama	23-6	1176
8 Michigan State	24-5	1165
9 Texas Tech	22-7	947
10 Iowa State	22-7	918
11 Clemson	24-5	905
12 Wisconsin	22-7	815
13 Maryland	22-7	628
14 Louisville	23-6	606
15 Missouri	21-8	603
16 Memphis	24-5	560
17 Michigan	22-7	494
18 Purdue	20-9	454
19 Kentucky	19-10	417
20 Marquette	22-7	409
21 Saint Mary's	27-4	399
22 Texas A&M	20-9	364
23 BYU	21-8	287
24 Arizona	19-10	162
25 Mississippi State	20-9	87

Others receiving votes:
VCU 85, Vanderbilt 78, Oregon 37, Drake 18, UC San Diego 17, Illinois 16, Ole Miss 13, Gonzaga 8, UCLA 8, Kansas 5, High Point 4, UConn 4, New Mexico 2, Creighton 2, Akron 1

WISCONSIN IN THE AP TOP 25:

Preseason.....RV	Jan. 6.....RV
Nov. 11.....RV	Jan. 13.....#24
Nov. 18.....#19	Jan. 20.....#18
Nov. 25.....#15	Jan. 27.....#17
Dec. 2.....#11	Feb. 3.....#21
Dec. 9.....#20	Feb. 10.....#16
Dec. 16.....RV	Feb. 17.....#11
Dec. 23.....RV	Feb. 24.....#11
Dec. 30.....RV	March 3.....#12

- Wisconsin is 49-18 (.731) when Crowl scores in double figures, including 9-4 this season.
- Crowl is 1 of just 12 Big Ten players since 1986-87 to accumulate at least 1,300 points, 800 rebounds and 250 assists (see box below).
- Crowl owns 145 career games played (tied for 5th in UW history) and 133 starts (4th in UW history. (page 14)
- His 1,404 points rank 19th on UW's all-time scoring list. He is 2 points from passing Cory Blackwell (1,405 from 2008-11) for 18th place.
- With 816 career rebounds, Crowl ranks 6th in school history. He is 25 boards from passing Joe Chnelich (841 from 1977-80) for 5th.
- A skilled 7-foot passer, Crowl ranks 2nd for UW averaging 2.5 assists per game.
- In fact, with 282 in his career, **Crowl holds the Big Ten's top mark for career assists by a 7-footer since 2002-03:**

Most Career Assists by B1G 7-Footers (Since 2002-03)

Name	Team	Assists
1. Steven Crowl	Wisconsin	285
2. Frank Kaminsky	Wisconsin	188
3. Zach Edey	Purdue	185

- Crowl has 12 career double-doubles.
- Last season, the Eagan, Minn., native developed into a leading contributor, ranked 1st in rebounds (7.3 rpg), 2nd in scoring (11.2 ppg) and 2nd in assists (2.1 apg) for UW.

WINTER IS COMING

- Sophomore **Nolan Winter** has been one of the Badgers' most improved players this season.
- A starter for the first time, Winter is averaging a career-best 9.9 ppg and 6.1 rpg, playing 21.9 minutes.
 - Winter logged a double-double in Wisconsin's loss at Michigan State (3/2), hauling in a career-high 17 rebounds and totaling 12 points.
 - Winter's 17 rebounds were the most for a Badger since Alonzo Tucker totaled 18 during the 2002-03 season (vs. UNLV, 12/7).
 - His 17 boards were the most for a Badger in a Big Ten game since Rashard Griffith grabbed 18 against Iowa on 1/21/95.

- Winter leads UW shooting 56.1% from the field. He also leads Big Ten shooting 70.0% (77-110) on 2-point FGs.
- Winter is shooting 36.7% (29-79) from 3-point range, the NCAA's 2nd-highest mark among 7-footers with 50 attempts, trailing only Arkansas' Zvonimir Ivisic (41.3%).

NCAA 3FG Pct Leaders, Min. 50 3FGAs

Player	Pct.	3FG-3FGA
1. Zvonimir Ivisic (Arkansas)	40.4%	46-114
2. Nolan Winter (Wisconsin)	36.7%	29-79
3. Steven Crowl (Wisconsin)	35.8%	19-53
4. Maxime Raynaud (Stanford)	34.4%	54-157
5. Danny Wolf (Michigan)	33.7%	29-86

- Last season, the Lakeville, Minnesota, native averaged 2.4 points per game, an increased scoring average of 7.5 points per game, the 5th-largest increase in the Big Ten.

Largest scoring increases from last season, B1G

Name	2023-24	2024-25	Diff.
1. Trey Kaufman-Renn (PUR)	6.4	19.6	+13.2
2. Nick Martinelli (NW)	8.8	29.9	+12.1
3. Devin Royal (OSU)	4.7	13.3	+9.6
4. Nolan Winter (WIS)	2.4	9.9	+7.5
5. Connor Essegian (WIS/NEB)	3.2	10.5	+7.3

* Stats thru March 3, 2025


- Winter has scored 15+ in 5 games this season, including a stretch of 4 straight (ILL, Butler, Detroit and Iowa) that included a career-high 20 points vs. Butler and his second career double-double vs. Detroit Mercy (18p, 11r).
- Winter prepped at Lakeville North, the same high school as former Badgers Tyler Wahl (2019-24) and Nate Reuvers (2017-21).
- Nolan's father, Trevor, played Big Ten basketball as a 7-foot center on Minnesota's 1997 Final Four team. His mother, Heidi, played volleyball for the Gophers.

CROWL JOINS BIG TEN LEGENDS

■ Steven Crowl became just the 4th Badger ever to accumulate 1,300 points, 800 rebs and 250 assists.	1,300 Pts, 800 Reb, 250 Ast Career, Big Ten (since 1986-87)					
		YRS	GMS	PTS	REB	AST
■ Since 1986-87, only 12 Big Ten players have reached those milestones.	1. Glen Rice (MICH)	1986-89	134	2,442	859	274
	2. Trayce Jackson-Davis (IND)	2020-23	126	2,258	1,143	271
■ Crowl reached the 1200-750-250 club in 133 games, becoming the fastest Badger ever to reach these marks and the 6th-fastest Big Ten player since 1986-87.	3. Lamar Stevens (PSU)	2017-20	135	2,207	875	262
	4. Ethan Happ (WIS)	2016-19	139	2,130	1,217	423
	5. Nigel Hayes (WIS)	2014-17	150	1,857	802	319
	6. Robbie Hummel (PUR)	2008-12	127	1,772	862	268
	7. Denzel Valentine (MSU)	2013-16	144	1,645	855	639
	8. Kevin Rankin (NW)	1991-94	112	1,575	885	271
	9. Brad Miller (PUR)	1995-98	128	1,530	862	257
	10. Draymond Green (MSU)	2009-12	145	1,517	1,096	425
	11. Steven Crowl (WIS)	2021-25	145	1,404	816	285
	12. Tyler Wahl (WIS)	2020-24	162	1,350	800	271

QUICK FACTS

University of Wisconsin
Madison, WI 53711



Founded	1848
Enrollment	50,662
Nickname	Badgers
School Colors	Cardinal and White
Affiliation	NCAA Division I
Conference	Big Ten
Chancellor	Jennifer Mnookin
Director of Athletics	Chris McIntosh
Website	UWBadgers.com
X/Twitter	@BadgerMBB
Instagram	badgermbb
Facebook	/WisconsinMensBasketball

HEAD COACH - GREG GARD

Seasons	10th at Wisconsin / 10th overall
Overall Record	208-114 (.646)
Record at Wisconsin	Same
Big Ten Record	116-76 (.604)
NCAA Tournament Record	6-6 (.500)
	6 appearances

KOHL CENTER

Opened	Jan. 17, 1998
Capacity	16,838
Student Section	AreaRED
Overall Kohl Center Record	375-72 (.839)
Big Ten Kohl Center Record	191-55 (.776)
Gard record at Kohl Center	123-35 (.778)

ALL-TIME RECORD

127th season of Wisconsin Basketball

Years: 1898 to present

Overall Record: 1,745-1,278 (.577)

Big Ten Record: 892-886 (.501)

NCAA Tournament Record: 40-26 (.606)

Big Ten Tournament Record: 29-23 (.558)

BIG TEN CHAMPIONSHIPS (20)

Titles: 1907, 1908, 1912, 1913, 1914, 1916, 1918, 1921, 1923, 1924, 1929, 1935, 1941, 1947, 2002, 2003, 2008, 2015, 2020, 2022

BIG TEN TOURNAMENT TITLES (3)

Titles: 2004, 2008, 2015

NCAA TOURNAMENT HISTORY

Appearances (27): 1941, 1947, 1994, 1997, 1999, 2000, 2001, 2002, 2003, 2004, 2005, 2006, 2007, 2008, 2009, 2010, 2011, 2012, 2013, 2014, 2015, 2016, 2017, 2019, 2021, 2022, 2024

National Championship: 1941

Final Four (4): 1941, 2000, 2014, 2015

Elite Eight (6): 1941, 1947, 2000, 2005, 2014, 2015

Sweet 16 (11): 1941, 2000, 2003, 2005, 2008, 2011, 2012, 2014, 2015, 2016, 2017

KAMARI AMONG BEST SIXTH MEN

"We're going to have to start having the conversation about Kamari McGee and the Sixth Man of the Year Award in the Big Ten." - Kevin Kugler, BTN

- Making a case as one of the most valuable "sixth man" players in college basketball, **Kamari McGee** has been terrific for Wisconsin.
- McGee averages 21.8 minutes per game off the bench, averaging a UW career best 6.9 points and 2.0 assists per game.
- McGee has scored in double figures 7 times this season, including 4 times during B1G play.
 - The Badgers are now 8-0 all-time when he scored in double figures (7-0 this season).
 - With Max Klesmit out with injury vs. Minnesota (1/10), McGee made his first UW start and responded with 15 points, his highest output as a Badger. He also 5 rebounds, 2 assists and 3 steals in 33 minutes.
 - McGee started again, in place of Klesmit, in Wisconsin's road loss at Michigan State (3/2). McGee grabbed 3 rebounds and dished 3 assists.
- McGee has had a breakout season from behind the arc, shooting 50.0% from 3-point range (32-64) and 49.0% overall.
- McGee leads the nation in 3-point field goal percentage among players with at least 50 3FGAs.

NCAA 3FG Pct Leaders, Min. 50 3FGAs

Player	Pct.	3FG-3FGA
1. Cole Anderson (UCSB)	50.7%	74-146
2. Kamari McGee (WIS)	50.0%	32-64
Christian Ings (Norfolk St.)	50.0%	28-56
Jack Daugherty (Illinois St.)	49.5%	55-111
5. Louie Jordan (UMBC)	48.7%	58-119

Wisconsin, Single-Season 3FG Pct. (min. 60 3FGAs)

Player	Pct.	3FG-3FGA
Kamari McGee (1992)	50.0%	32-64
1. Tracy Webster (1989)	49.0%	75-153
2. Tim Locum (1989)	48.6%	54-111
3. Tim Locum (1991)	48.5%	65-134
4. Mike Heineman (1987)	47.5%	29-61
5. Tim Locum (1990)	46.9%	67-143

McGee's Year-Over-Year Comparison

	2022-23	2023-24	2024-25
PPG	1.3	2.1	6.9
FG Pct.	28.0%	54.3%	49.0%
3FG Pct.	18.5%	27.3%	50.0%
Assists	16	11	57
Turnovers	8	8	18
MPG	7.1	8.3	21.8

■ Dating back to last season, **Wisconsin is 30-7** when McGee plays 10+ min. in a game.

■ The Racine, Wisconsin, native began his career at Green Bay before transferring to Wisconsin as a sophomore in 2022-23. At Green Bay, he was named to the Horizon League's All-Freshman Team.

HAPPY GILMORE

- Senior **Carter Gilmore** is enjoying the most productive season of his 5-year career, providing a spark off the Badgers' bench.
- Gilmore's 3-point success has been a revelation in 2024-25, shooting 39.5% (17-43) from 3-point land. He was a combined 9-for-55 (16.5%) his first four years in Madison.

Gilmore First Four Years vs. This Year Comparison

	2021-24	2024-25
PPG	1.7	3.7
FG Pct.	39.5%	49.4%
3FG-3FGAs	9-55	17-43
3FG Pct.	16.4%	39.5%
RPG	1.6	2.5
MPG	11.7	17.8

■ Gilmore posted two unforgettable performances in February during Wisconsin's wins at Northwestern and against Indiana.

■ Gilmore ignited a comeback at Northwestern (Feb. 1), scoring a career-high 15 points (all in the second half) to lead UW to a 75-69 win. He also matched a career high with 7 boards and shot 60.0% (3-5) from 3-point land.

■ Days later at home against Indiana (Feb. 4), Gilmore tallied 10 points and was a perfect 3-for-3 from beyond the arc while "M-V-P" chants came from the UW student section.

KOHL CENTER AMONG TOUGHEST

Since opening its doors on Jan. 17, 1998, the Kohl Center has proven to be one of the nation's toughest places for opponents to get a win.

- Wisconsin is 14-2 at home this season, winning by an average of 15.8 ppg. Dating back to last season, the Badgers have gone 28-5 (.848) at the Kohl Center.
- With a record of 375-72 (.839) at the Kohl Center, the Badgers have the 2nd-best home win percentage among Big Ten teams in that era.

Best Home Win%, Since Jan. 17, 1998 (thru 2/26/25)

Team	W-L	Pct.
1. Michigan State	385-50	.885
2. Wisconsin	375-72	.839
3. Purdue	363-78	.823
4. Ohio State	395-90	.814
5. Maryland	157-37	.809

■ Among all NCAA teams, Wisconsin's .839 home win percentage ranks 12th during the Kohl Center era.

WISCONSIN MEN'S BASKETBALL 2024-25

10

REGULARS OF 'THE BIG DANCE'

Wisconsin has been one of the most consistent programs to make "The Big Dance" over the past two and a half decades.

- Wisconsin is 1 of 5 schools to participate in 23 of last 25 NCAA tournaments, joining Kansas, Duke, Michigan State and Gonzaga
- Under Gard, the Badgers have appeared in six NCAA tournaments reaching a pair of Sweet 16s. As the 2020 Big Ten champions, the Badgers also would have participated in the canceled 2020 Big Dance.

NCAA Tournament Appearances (last 25 championships, since 1999)	
Team	Appearances
Kansas.....	25
Michigan State.....	25
Gonzaga.....	25
Duke.....	24
Wisconsin.....	23
Kentucky and Texas.....	22

- That stretch includes a run of 19 consecutive NCAA tournament appearances for Wisconsin (1999-2017), which ranks as the 6th-longest streak in NCAA history.
- The only such streaks longer than Wisconsin are Kansas (33, active), North Carolina (27, 1975-01), Duke (24, 1996-19), Michigan State (25, active), Gonzaga (24, active).
- The Badgers are 40-26 (.606) all-time in the NCAA tournament, advancing to 4 Final Fours and winning the 1941 NCAA title.

BIG TEN BEASTS

- Including this season, Wisconsin has won 10+ Big Ten games in 21 of the last 24 seasons. No other team can make that claim.
- Including this season, the Badgers have clinched a winning Big Ten record in 22 of the last 25 seasons.
- Wisconsin has also finished top four in the Big Ten standings in 19 of the last 23 seasons. No other team can make that claim.
- Since 2001-02 when Bo Ryan and Greg Gard arrived in Madison, UW has the most Big Ten wins (287) and best win pct. (.667).

Best B1G Win%, Since 2001-02 (thru March 2, 2025)		
Team	W-L	Pct.
1. Wisconsin	288-144	.668
2. Michigan State	286-145	.664
3. Purdue	263-168	.610
4. Ohio State	254-178	.588
5. Maryland	119-91	.567

- Wisconsin won a share of the 2022 Big Ten title, marking UW's 2nd league title in the last 5 seasons and the 20th in school history.
- UW has won 20 Big Ten regular season championships, third-most in the Big Ten behind only Purdue (26) and Indiana (22).

- Coach **Greg Gard** has led UW to Big Ten regular season titles 2 of the last 5 seasons.
- With 2 B1G titles during his tenure, Gard joins Tom Izzo and Matt Painter as the only active Big Ten coaches with multiple titles.
- UW has won 6 Big Ten regular season titles since 2002 (02-03-08-15-20-22), matching MSU (6) for most titles during that span.

Most Big Ten Regular Season Championships			
School	B1G Titles	Since 2002	Last
1. Purdue	26	5	2024
2. Indiana	22	3	2016
3. Wisconsin	20	6	2022
Ohio State	20	5	2012
5. Illinois	18	4	2022

TOP-TEAM TAKEDOWNS

Wisconsin has made a habit of taken down AP Top-10 teams under **Greg Gard**. This year, the Badgers added 2 more top-10 wins, knocking off No. 9 Arizona and No. 7 Purdue.

- Wisconsin has collected 14 wins over AP top-10 opponents in 10 seasons under Gard:

Wins Over Top-10 Opponents Under Greg Gard		
Opponent	Score	Date
#7 at Purdue	94-84	2/15/25
#9 vs. Arizona	103-88	11/15/24
#3 vs. Purdue	76-75 OT	3/16/24
#3 MARQUETTE	75-64	12/2/23
#8 PURDUE	70-67	3/1/22
#3 at Purdue	74-69	1/3/22
#5 at Ohio State	61-57	1/3/20
#2 MICHIGAN	64-54	1/19/19
#6 PURDUE	57-53	2/14/18
#1 vs. Villanova (NCAA)	65-62	3/18/17
#9 vs. Xavier (NCAA)	66-63	3/20/16
#8 at Iowa	67-59	2/24/16
#2 at Maryland	70-57	2/13/16
#4 MICHIGAN STATE	77-76	1/17/16

- That includes 8 wins over top-5 teams.
- Michigan State (9 wins) is the only other Big Ten team with more top-5 wins than Wisconsin (7) in the Gard era (since '15-16).
- Impressively, of those 14 top-10 wins under Gard, 7 have come away from home.
- Two of Gard's top-10 wins have come in the NCAA tournament, including an upset over No. 1 overall seed Villanova in 2017.
- Since 2001-02, when former Bo Ryan and Greg Gard (then associate head coach) arrived at Wisconsin, the Badgers have gone 51-27 (.654) at the Kohl Center vs. Top-25 teams.
- Including a mark of 16-13 vs. top-10 teams.

UW IN HOLIDAY TOURNAMENTS

Wisconsin continued its success at holiday tournaments earlier this year, capturing the 2024 Greenbrier Tip-Off title in November.

- This season, the Badgers claimed the Greenbrier Tip-Off championship in West Virginia with wins over UCF and Pitt.
- Wisconsin has now won back-to-back holiday tournaments, and 3 in the last 4 seasons: 2024 Greenbrier Tip-Off, 2023 Fort Myers Tip-Off, and 2021 Maui Invitational.
- Since 2005, UW's combined record in November tourney games is 32-13 (.711)
- UW has competed in a non-conference November event 17 of the last 19 years.

Wisconsin in Nov. Tournaments - Since 2005

Year	Tournament	Location	Finish
2005	Paradise Jam	US V.I.	3-0 (1st)
2006	South Padre Invit.	Texas	1-1 (3rd)
2008	Paradise Jam	US V.I.	2-1 (2nd)
2009	Maui Invitational	Hawaii	2-1 (3rd)
2010	Old Spice Classic	Orlando	2-1 (2nd)
2011	Chicago Invit.	Illinois	2-0 (1st)
2012	Las Vegas Invit.	Las Vegas	1-1 (3rd)
2013	Cancun Challenge	Mexico	2-0 (1st)
2014	Battle 4 Atlantis	Bahamas	3-0 (1st)
2015	2K Classic	NYC	1-1 (3rd)
2016	Maui Invitational	Hawaii	2-1 (2nd)
2017	Hall of Fame	Kansas City	0-2 (4th)
2018	Battle 4 Atlantis	Kansas City	2-1 (2nd)
2019	Legends Classic	Brooklyn	0-2 (4th)
2021	Maui Invitational	Las Vegas	3-0 (1st)
2022	Battle 4 Atlantis	Bahamas	2-1 (3rd)
2023	Fort Myers Tip-Off	Fort Myers	2-0 (1st)
2024	Greenbrier Tip-Off	West Virginia	2-0 (1st)

- The Badgers have won 9 of their last 10 non-conference November tournament games, going 3-0 in the 2021 Maui Invitational, 2-1 in the 2022 Battle 4 Atlantis and 2-0 in the 2023 Fort Myers Tip-Off.

BIG KOHL CENTER WINS

Most memorable home wins since opening in 1998:

Jan. 17, 1998 - UW 56, Northwestern 33
First-ever game in the Kohl Center

Dec. 1, 2001 - UW 70, UW-Green Bay 57
Bo Ryan's first victory at the Kohl Center

Dec. 22, 2001 - UW 86, #14 MU 63
Kirk Penney scores 33 points in UW's first win over a ranked team under Bo Ryan

Jan. 5, 2002 - UW 72, #7 Illinois 66
Ryan's first win over a top-10 team at UW

Feb. 27, 2002 - UW 74, Michigan 54
UW clinches share of first Big Ten title since '47

Dec. 7, 2002 - UW 91, UNLV 74
UW begins school-record 38-game home win streak - Alando Tucker 24 points, 18 rebounds

March 5, 2003 - UW 60, #14 Illinois 59
Devin Harris makes 1-of-2 FTs with 0.4 seconds left to clinch outright Big Ten title

Dec. 23, 2004 - UW 85, UNC Green. 53
UW wins school-record 34th-straight home game

Jan. 16, 2005 - UW 62, #15 Mich. St. 59
Wisconsin overcomes 8-point deficit with 1:58 remaining to win its 38th-straight home game

March 1, 2005 - UW 62, Indiana 60
Alando Tucker scores putback as time expires

Feb. 15, 2006 - UW 78, #12 Ohio St. 73
UW overcomes a 9-point halftime vs. No. 12 Ohio State

Dec. 16, 2006 - UW 89, #2 Pitt 75
Alando Tucker and Brian Butch combine for 59 pts

Jan. 9, 2007 - UW 72, #5 Ohio St. 69
Badgers win first top-5 matchup in school history

March 3, 2007 - UW 52, Michigan St. 50
Kammron Taylor wins it on 3FG with 3.9 seconds left

Dec. 2, 2009 - UW 73, #6 Duke 69
Trevon Hughes scores 26 as UW's win clinches Big Ten's first Big Ten/ACC title

Jan. 9, 2010 - UW 73, #4 Purdue 66
Jordan Taylor (23) and Jason Bohannon (20) help end Purdue's undefeated season

Feb. 2, 2010 - UW 67, #5 Michigan State 49
Badgers end MSU's 9-0 Big Ten start

Feb. 12, 2011 - UW 71, #1 Ohio State 67
Stopped OSU's 24-0 start and UW's first win over AP No. 1 since 1962

Feb. 9, 2013 - UW 65, #2 Michigan 62 (OT)
Ben Brust's half-court buzzer-beater sends game to overtime where UW wins

Nov. 19, 2013 - UW 103, North Dakota 85
UW's first 100-point game since '95, Frank Kaminsky scores UW record 43 points

Feb. 9, 2014 - UW 60, #8 Michigan State 58
Treavon Jackson hits game-winning jumper with 2.1 seconds left in Bo Ryan's 150th Big Ten win

March 1, 2015 - #6 UW 68, Michigan State 61
UW claims Big Ten title as Frank Kaminsky scores 31

Dec. 23, 2015 - UW 84, Green Bay 79
Greg Gard's first win as interim head coach

Jan. 17, 2016 - UW 77, #4 Michigan State 76
Gard's first ranked win, Koenig/Hayes total 52 pts

Feb. 15, 2018 - UW 57, #6 Purdue 53
Ethan Happ tallies 21 pts and 12 reb as Badgers raise Frank Kaminsky's No. 44 into rafters

Jan. 19, 2019 - UW 64, #2 Michigan 54
UW knocks off 17-0 Michigan behind 26 points, 10 rebounds and 7 assists from Ethan Happ

Dec. 19, 2020 - UW 85, #23 Louisville 48
UW's largest-ever win over a top-25 team

March 1, 2022 - #10 UW 70, #8 Purdue 67
Chucky Hepburn's 3FG with 1.5 seconds left clinches Big Ten regular season championship

Dec. 2, 2023 - UW 75, #3 Marquette 64
Max Klesmit scores 21 pts (five 3s), all in the first half

Nov. 15, 2024 - UW 103, #9 Arizona 88
Tonje scores 41 as UW honors '14, '15 Final Four teams



THE KOHL CENTER

The 2024-25 season marks the 28th year of Wisconsin men's basketball at the Kohl Center, which officially opened on Jan. 17, 1998, and the venue has developed into one of the greatest home court advantages in all of college basketball.

- Wisconsin is 375-72 (.839) all-time at the Kohl Center, the 11th-best win % of any active NCAA Division I venue.
- UW is 191-55 (.776) vs. the Big Ten at the Kohl Center.
- UW has led the Big Ten in attendance 10 of the last 15 seasons, excluding the 2020-21 season in which fans were not allowed to attend (COVID-19 pandemic).
- UW has ranked top 15 nationally in attendance in 25 of the last 26 seasons since the building opened in 1998, including 16 seasons ranked top 10 in the country.

NCAA'S TOUGHEST VENUES

Since the Kohl Center opened in 1998, Wisconsin has been nearly unbeatable on its home floor. In fact, among active venues, Wisconsin owns one of the nation's top home records.

Team	Record	Pct.
1. Gonzaga (McCarthy Center)	279-18	.939
2. Kentucky (Rupp Arena)	661-85	.886
3. Kansas (Allen Fieldhouse)	860-118	.879
4. Belmont (Curb Events Center)	245-35	.875
5. Michigan State (Breslin Center)	472-74	.864
6. UCLA (Pauley Pavilion)	803-132	.859
7. UConn (Gampel Pavilion)	241-42	.852
8. Duke (Cameron Indoor Stadium)	961-174	.847
9. North Carolina (Dean E. Smith Center)	477-87	.846
10. Arizona (McKale Center)	651-121	.843
11. Wisconsin (Kohl Center)	360-70	.837
12. Purdue (Mackey Arena)	706-147	.828
13. Indiana (Assembly Hall)	623-137	.820
14. Virginia (John Paul Jones Arena)	246-56	.815
15. BYU (Marriott Center)	627-150	.807

(records through 2023-24 season)

QUICK FACTS

Opened: Jan. 17, 1998

Capacity: 16,838 (basketball)

Original cost: \$76.4 Million

Student Section: AreaRED

Building: Named after the late U.S. Sen. Herb Kohl (D-Wisconsin), a 1956 graduate of UW-Madison, who donated \$25 million to the project.

Court: Named for All-Big Ten player Albert "Ab" Nicholas (1950-52) and his wife, Nancy, who pledged \$10 million toward the original project.

All-Time record: 375-72 (.839)

Big Ten record: 191-55 (.776)

Record vs. Top-25: 57-32 (.640)

Record under Gard: 122-35 (.777)

16,838

The fifth-largest arena in the Big Ten, the Kohl Center capacity is 16,838 for men's basketball. That includes the third-largest student section in the Big Ten of around 2,100.

28

UW is currently enjoying its 28th season of men's basketball at the Kohl Center, which opened in 1998.

6

Wisconsin has claimed six Big Ten regular season championships during the Kohl Center era, winning in 2002, 2003, 2008, 2015, 2020 and 2022.

3

Three retired jerseys currently hang in the Kohl Center rafters: No. 8 Ab Nicholas (1950-52), No. 24 Michael Finley (1992-95) and No. 44 Frank Kaminsky (2012-15).

HEAD COACH GREG GARD

TWO-TIME BIG TEN COACH OF THE YEAR

A coaching veteran of more than 30 years, Greg Gard heads into his 10th season leading the Wisconsin men's basketball program in 2024-25 and has proven himself to be one of the best head coaches in the Big Ten. A finalist for the Naismith National Coach of the Year in 2022, Gard has guided the Badgers to Big Ten regular season championships in two of the last five seasons. Gard was named Big Ten Coach of the Year in each of those title-winning campaigns (2020 and 2022).

Wisconsin's postseason success hasn't wavered on Gard's watch either, qualifying for the NCAA tournament in six of his eight seasons (Big Ten automatic qualifier status in canceled 2020 Big Dance, due to COVID pandemic). His postseason ledger includes Sweet 16 appearances his first two seasons at the helm.

In his first nine seasons as head coach, Gard has amassed a record of 186-107 (.635), owning the third-highest win percentage in school history behind only Naismith Memorial Basketball Hall of Fame members Bo Ryan (.737) and Walter Meanwell (.712). Gard has led the Badgers to five of the top-20 winningest seasons in program history.

Gard enters the 2024-25 season with a conference record of 104-70. During the 2023-24 season, he became the sixth-fastest coach to reach 100 Big Ten wins in the last 50 years trailing only Bob Knight, Bo Ryan, Thad Matta, Tom Izzo and Gene Keady.

Gard had arguably his most impressive coaching job in 2021-22. Picked to finish preseason 10th in the Big Ten, UW went 25-8 overall and 15-5 in league play, claiming a share of the Big Ten regular season title for the second time in the past three seasons. Gard was

named Big Ten Coach of the Year for the second time in his career. Sophomore guard Johnny Davis garnered consensus first-team All-America honors and won Lute Olson National Player of the Year, the Jerry West Award and Big Ten Player of the Year.

Gard's leadership during the 2019-20 season is among his best. After opening 5-5 in the Big Ten, Wisconsin won nine of its last 10 games, including its final eight games of the season to win a share of the 2020 conference championship and claim the No. 1 seed for the later canceled Big Ten tournament.

In his inaugural season as head coach, Gard led the Badgers to the 2016 NCAA Tournament Sweet 16, becoming just the second-ever first-year coach to win the Jim Phelan National Coach of the Year award. He followed that up by leading UW to the fifth-highest single-season win total in school history (27-10) and making a second-consecutive visit to the Sweet 16.

Long considered one of the top assistant coaches in the game, Gard served as an assistant at Wisconsin for 14-plus seasons. During that time he helped guide the Badgers to back-to-back Final Fours in 2014 and 2015, and in 2015 UW reached its first national championship game since 1941.

Prior to coming to Wisconsin in 2001, Gard spent two seasons as Bo Ryan's assistant at UW-Milwaukee (2000-01) and six seasons as an assistant to Ryan at UW-Platteville (1993-99). During Gard's years on the Pioneer staff, UW-Platteville went 161-13 (.925) and won three NCAA Division III national titles.

Gard and his wife, Michelle, have two daughters, Mackenzie and Peyton, and their son, Isaac, is a junior on the Badgers men's basketball team.



THE GARD FILE

- Career Record (10th season): 208-114 (.646)
- Big Ten Record (10th season): 116-76 (.604)

- NCAA Tournaments/Record: 6 / 6-6
- Hometown: Cobb, Wis.
- Alma Mater: UW-Platteville, 1995 (Phys. & Health Ed)
- Master's Degree: UW-Platteville, 2007 (Counselor Ed)
- Family: Wife Michelle; Children Mackenzie, Isaac, Peyton

COACHING EXPERIENCE

Position	School	Years
Assistant Coach	Southwestern (Wis.) HS	1990-93
Assistant Coach	Platteville (Wis.) HS	1993-94
Assistant Coach	UW-Platteville	1993-99
Assistant Coach	UW-Milwaukee	1999-01
Assoc. Head Coach	Wisconsin	2001-15
Head Coach	Wisconsin	2015-Present

CAREER HIGHLIGHTS

Date	Highlight
Dec. 15, 2015	Assumed role of interim head coach upon the retirement of Bo Ryan
Dec. 23, 2015	First career win, 84-79, vs. Green Bay
Jan. 2, 2016	First Big Ten win, 79-57, vs. Rutgers
Jan. 17, 2016	First ranked win, 77-76, vs. #4 MSU
Feb. 13, 2016	First road win over ranked team, 70-57, at #2 Maryland
March 7, 2016	Officially named UW head coach
March 18, 2016	First NCAA tournament win, 47-43, vs. 10th-seeded Pittsburgh
April 4, 2016	Jim Phelan National Coach of the Year
March 18, 2017	UW knocks off No. 1 overall seeded Villanova in NCAA second round
Feb. 15, 2018	UW tallied sixth top-10 win in 3 seasons under Gard (#6 PUR, 57-53)
Jan. 19, 2019	UW earned 4th win vs. top-5 team under Gard (#2 MICH, 64-54)
Jan. 3, 2020	UW won at #5 Ohio State, 61-47
March 7, 2020	Claims first Big Ten title by winning final 8 games, including 60-56 at Indiana
March 9, 2020	Named 2020 Big Ten Coach of the Year
Dec. 25, 2020	UW wins at MSU first time since 2004
Nov. 24, 2021	UW wins first Maui Invitational tournament title in school history
Jan. 3, 2022	UW wins at #3 Purdue, 74-69
March 1, 2022	Led UW to Big Ten title with 70-67 home win over #8 Purdue
March 8, 2022	2022 Big Ten Coach of the Year
Nov. 15, 2024	UW takes down #9 Arizona, 103-88
Jan. 14, 2025	Gard posts 200th win at Wisconsin
Feb. 15, 2025	UW wins at #7 Purdue, 94-84

Year	School	Record	Pct.	Conf.	Place	Postseason
2015-16	Wisconsin	15-8	.652	12-6	T-3rd	NCAA Sweet 16
2016-17	Wisconsin	27-10	.730	12-6	T-2nd	NCAA Sweet 16
2017-18	Wisconsin	15-18	.455	7-11	9th	--
2018-19	Wisconsin	23-11	.676	14-6	4th	NCAA First Round
2019-20	Wisconsin	21-10	.677	14-6	T-1st	Postseason Cancelled
2020-21	Wisconsin	18-12	.600	10-10	T-6th	NCAA 2nd Round
2021-22	Wisconsin	25-8	.758	15-5	T-1st	NCAA 2nd Round
2022-23	Wisconsin	20-15	.588	9-11	12th	NIT Semifinals
2023-24	Wisconsin	22-13	.629	11-9	5th	NCAA First Round
2024-25	Wisconsin	22-7	.759	12-6	--	--
Totals (10th season)		208-114	(.646)	116-76	(.604)	6 NCAA appearances

■ Gard owns the 4th-highest win total and 3rd-highest win percentage in UW annals.

Best Win Pct., Wisconsin Coaches (min. 50 wins)

Coach (Years)	Yrs.	Overall	Pct.	Big Ten	Pct.
1. Bo Ryan (2002-15)	14	364-130	.737	172-68	.717
2. Walter Meanwell (1912-17, '21-34)	20	246-99	.712	158-80	.660
3. Greg Gard (2016-present)	10	208-114	.646	116-76	.604
4. Dick Bennett (1996-2000)	25	94-68	.580	40-44	.476
5. Bud Foster (1935-59)	5	265-267	.498	143-182	.440

- Gard's 60.4% conference win percentage ranks 7th-best among Big Ten coaches of the last 45 years.

Best Win Pct., B1G w/100+ Wins (since 1980)		
Coach (School, Years)	Record	Pct.
1. Bo Ryan, WIS (2002-15)	172-68	.717
2. Bob Knight, IND (1972-00)	353-151	.700
3. Tom Izzo, MSU (1995-)	358-172	.675
4. Thad Matta, OSU (2005-17)	150-78	.658
5. Matt Painter, PUR (2005-)	238-129	.649
6. Gene Keady, PUR (1981-05)	265-169	.611
7. Greg Gard, WIS (2016-)	116-76	.604

* Through games played March 2, 2025

- Gard became the 23rd coach in conference history (and 4th Badger) to reach 100 Big Ten wins. He is the 6th-fastest to that milestone in the last 50 years.

Fastest to 100 Big Ten Wins (LAST 50 YRS)		
Gms	Coach (School)	Record at 100
135	Bob Knight (IND)	100-35 (.741)
140	Bo Ryan (WIS)	100-40 (.714)
141	Thad Matta (OSU)	100-41 (.709)
143	Tom Izzo (MSU)	100-43 (.699)
144	Gene Keady (PUR)	100-44 (.694)
162	Greg Gard (WIS)	100-62 (.617)
173	Matt Painter (PUR)	100-73 (.578)
183	John Beilein (MICH)	100-83 (.546)

WISCONSIN BASKETBALL RECORD BOOK WATCH

INDIVIDUAL CAREER

POINTS			
15.	1,430	D'Mitrik Trice	2017-21
16.	1,425	Devin Harris	2002-04
17.	1,408	Clarence Sherrod	1969-71
18.	1,405	Cory Blackwell	1982-84
19.	1,404*	Steven Crowl	2020-Present
20.	1,376	Jon Leuer	2008-11
21.	1,363	Sam Dekker	2013-15

FIELD GOAL PERCENTAGE (MIN. 100 FGAS)			
1.	.573	Patrick Tompkins (306-534)	1988-91
2.	.557	Andy Kowske (359-645)	1998-01
3.	.554	Rashard Griffith (294-531)	1994-95
4.	.545	Willie Simms (391-717)	1988-91
5.	.544	Ethan Happ (880-1618)	2016-19
6.	.535	Danny Jones (723-1351)	1987-90
7.	.528	Steven Crowl (555-1051)	2020-Present
8.	.527	J.J. Weber (405-768)	1984-87
9.	.523	Nolan Winter (136-260)	2024-Present
10.	.522	Frank Kaminsky (529-1013)	2012-15

REBOUNDS			
3.	858	Joe Franklin	1966-68
4.	856	Mike Wilkinson	2002-05
5.	841	Joe Chnelich	1977-80
6.	816*	Steven Crowl	2020-Pres.
7.	806	Kim Hughes	1972-74
8.	802	Nigel Hayes	2014-17

ASSISTS			
15.	295	Devin Harris	2002-04
16.	290	Arnold Gaines	1977-80
17.	285*	Steven Crowl	2020-Present
18.	284	Josh Gasser	2011-15
19.	278	Michael Flowers	2005-08
20.	277	Trevon Hughes	2007-10
21.	273	Joe Krabbenhoft	2006-09

OFFENSIVE REBOUNDS			
5.	240	Andy Kowske	1998-01
6.	239*	Tyler Wahl	2019-Present
7.	231	Joe Krabbenhoft	2006-09
8.	228*	Steven Crowl	2020-Present
9.	227	Sean Daugherty	1995-98
10.	222	Brian Butch	2005-08

3-POINTERS			
13.	167	Tracy Webster	1992-92
14.	166	Sean Mason	1995-99
15.	163	Kammron Taylor	2004-07
16.	162	Andy Kilbride	1992-95
17.	157	Josh Gasser	2011-15
	157	Max Klesmit	2023-Present
19.	144	Chucky Hepburn	2022-24

WINS (PLAYED IN)			
1.	117	Josh Gasser	2011-15
2.	115	Nigel Hayes	2014-17
3.	114	Frank Kaminsky	2012-15
	114	Bronson Koenig	2014-17
5.	102*	Tyler Wahl	2019-Present
6.	101*	Brad Davison	2018-22
7.	100	Joe Krabbenhoft	2006-09
	100*	Steven Crowl	2020-Present
9.	99	Alando Tucker	2003-07
	99	Trevon Hughes	2007-10

GAMES PLAYED			
1.	161	Brad Davison	2018-22
2.	150	Nigel Hayes	2014-17
3.	148	Josh Gasser	2011-15
	148	Bronson Koenig	2014-17
5.	145	Steven Crowl	2020-Present
6.	144	Frank Kaminsky	2012-15
7.	143	D'Mitrik Trice	2018-21
8.	139	Ethan Happ	2016-19

GAMES STARTED			
1.	157	Brad Davison	2018-22
2.	144	Josh Gasser	2011-15
3.	139	Ethan Happ	2016-19
4.	133	Steven Crowl	2020-Present
5.	126	Alando Tucker	2003-07

INDIVIDUAL SINGLE SEASON

FREE THROWS			
1.	190	Nigel Hayes	2016
2.	172	John Tonje	2025
3.	171	Devin Harris	2004
4.	168	Clarence Sherrod	1970
5.	164	Alando Tucker	2007
6.	156	Frank Kaminsky	2015

FREE THROWS PER GAME			
1.	7.0	Clarence Sherrod	1970
2.	6.6	Dick Miller	1956
3.	6.2	Clarence Sherrod	1971
4.	6.0	Ron Jackson	1962
5.	5.9	John Tonje	2025
	5.9	Dick Cable	1955

FREE THROW PERCENTAGE (MIN. 50 MADE)			
1.	.915 (172-188)	John Tonje	2025
2.	.905 (57-63)	Brian Good	1990
	.905 (57-63)	Bronson Koenig	2017
4.	.899 (80-89)	Ben Brust	2014
5.	.894 (59-66)	Rick Olson	1984

3-POINT FG PERCENTAGE (MIN. 60 3FGAS)			
1.	.500 (32-64)	Kamari McGee	1992
2.	.490 (75-153)	Tracy Webster	1989
3.	.486 (54-111)	Tim Locum	1989
4.	.485 (65-134)	Tim Locum	1991
5.	.475 (29-61)	Mike Heineman	1987

INDIVIDUAL SINGLE GAME

POINTS			
1.	43	Frank Kaminsky vs. N Dakota	11/19/13
2.	42	Ken Barnes vs. Indiana	3/8/65
	42	Michael Finley at E. Michigan	12/10/94
4.	41	John Tonje vs. Arizona	11/15/24
5.	39	Rick Olson vs. Michigan	1/14/84
	39	Jordan Taylor at Indiana	3/3/11

FREE THROWS			
1.	21	John Tonje vs. Arizona	11/15/24
2.	17	Dale Koehler vs. Loyola (Chi.)	12/6/75
	17	Nigel Hayes vs. Indiana	1/26/16

FREE THROWS ATTEMPTS			
1.	24	Paul Morrow at Michigan	2/21/53
2.	23	Dale Koehler vs. Loyola (Chi.)	12/6/75
3.	22	Nigel Hayes vs. Indiana	1/26/16
	22	John Tonje vs. Arizona	11/15/24

NCAA, TEAM SINGLE SEASON

FREE THROWS PERCENTAGE			
1.	.833 (478-574)	Wisconsin	2024-25
2.	.830 (527-635)	Villanova	2020-21
3.	.822 (535-651)	Harvard	1983-84
4.	.821 (407-496)	Oral Roberts	2020-21
5.	.820 (456-556)	Villanova	2022-23

BIG TEN, TEAM SINGLE SEASON

FREE THROWS PERCENTAGE			
1.	.833 (478-574)	Wisconsin	2024-25
2.	.818 (436-533)	Wisconsin	2010-11
3.	.813 (266-327)	Michigan St.	2024-25
4.	.809 (452-559)	Ohio State	1969-70

TEAM SINGLE SEASON

POINTS PER GAME			
1.	86.3		1970-71
2.	84.7		1961-62
3.	81.9		1963-64
4.	81.8		1966-67
5.	81.2		2024-25

FREE THROWS PERCENTAGE			
1.	.833 (478-574)		2024-25
2.	.818 (436-533)		2010-11
3.	.768 (364-474)		2020-21
4.	.764 (353-462)		2019-20
5.	.763 (584-765)		2014-15

BEST STARTS (NCAA TOURNAMENT ERA, 1938-39)			
1.	16-0	2013-14	
2.	11-0	1993-94	
3.	8-0	1986-86	
	8-0	2024-25	
4.	7-0	1973-74	
	7-0	2014-15	

BIG TEN RECORDS – CAREER

BIG TEN WINS			
14.	150-78 (.658)	Thad Matta, OSU	2005-17
15.	143-182 (.440)	Harold Foster, WIS	1935-59
16.	140-134 (.511)	Fran McCaffery, IOWA	2010-pres.
17.	138-141 (.495)	Arthur Lonborg, NU	1928-50
18.	126-92 (.578)	John Beilein, MICH	2008-19
19.	125-104 (.546)	Tom Davis, IOWA	1986-99
20.	120-72 (.625)	Johnny Orr, MICH	1969-80
21.	116-76 (.604)	Greg Gard, WIS	2016-present
22.	103-100 (.507)	L.J. Cooke, MINN	1897-24
	103-116 (.470)	Dave MacMillan, MINN	1928-42, '46-48

BIG TEN WIN PERCENTAGE (MIN. 100 WINS)			
1.	172-68 (.717)	Bo Ryan, WIS	2002-Present
2.	353-151 (.700)	Bob Knight, IND	1972-2000
3.	228-105 (.685)	Ward Lambert, PUR	1917, '19-45
4.	354-172 (.673)	Tom Izzo, MSU	1995-Present
5.	158-80 (.660)	Walter Meanwell, WIS	1912-17, '21-34
6.	150-78 (.658)	Thad Matta, OSU	2005-17
7.	237-127 (.651)	Matt Painter, PUR	2005-Present
8.	210-116 (.644)	Branch McCracken, IND	1939-43, '47-65
9.	174-104 (.626)	Harry Combes, ILL	1948-67
10.	120-72 (.625)	Johnny Orr, MICH	1969-80
11.	265-169 (.611)	Gene Keady, PUR	1981-2005
12.	158-102 (.608)	Fred Taylor, OSU	1959-76
13.	98-64 (.605)	Bill Frieder, MICH	1981-89
14.	116-76 (.604)	Greg Gard, WIS	2016-present
15.	126-92 (.578)	John Beilein, MICH	2008-19

* 5-year player

2 | JACK ROBISON

Freshman | Forward | 6-5 | 190
Lakeville, Minn. | Lakeville North HS



X: @JackRobison17 | Instagram: @jackrobison2

GET TO KNOW JACK

Jack Robison is a three-star wing from Lakeville, Minnesota. The fourth player from Lakeville North High School to commit to play for Wisconsin and Coach Gard, he follows in the path of a growing line that includes current Badgers Tyler Wahl and Nolan Winter (teammate of Robison at Lakeville North), and former UW forward Nate Reuvers. As a junior at Lakeville North, Robison earned all-conference honors averaging 16 points, six rebounds and four assists per game to help lead his team to third in state. His sophomore season, Robison averaged 16.8 points per game. A versatile player at 6-foot-6, Robison is known for his shooting ability, but is also a skilled athlete that utilizes his length to makes plays on both ends of the floor. His multi-dimensional skill set allows him to play shooting guard, small forward, and in some instances a stretch forward.

INDIVIDUAL BENCHMARKS

	SEASON	CAREER
GP/GS	12/0	12/0
5+ POINTS:	0	0
10+ POINTS:	0	0
3+ 3-PTERS MADE:	0	0
5+ REBOUNDS:	0	0
10+ REBOUNDS:	0	0
LED TEAM IN PTS:	0	0
LED TEAM IN REB:	0	0

TOP PERFORMANCES

- **vs. App State (11/10/24):** Scored his first career points, sinking a three on his first career field goal attempt.
- **vs. Holy Cross (11/4/24):** Made his Badger debut, playing 2 minutes in the win.

SEASON HIGHS

POINTS: 3 (2x) MR vs. UCF (11/22/24)
FIELD GOALS: 1 (2x) MR vs. UCF (11/22/24)
FG ATTEMPTS: 2 vs. Washington (2/25/25)
3-POINT FGS: 1 (2x) MR vs. UCF (11/22/24)
3-POINT FGAS: 1 (2x) MR vs. UCF (11/22/24)
FREE THROWS: --
FT ATTEMPTS: --
REBOUNDS: 2 vs. Washington (2/25/25)
ASSISTS: 1 vs. Nebraska (1/26/25)
BLOCKS: --
STEALS: --
MINUTES: 3 (3x) MR vs. Minnesota 1/10/25

CAREER HIGHS

POINTS: 3 (2x) MR vs. UCF (11/22/24)
FIELD GOALS: 1 (2x) MR vs. UCF (11/22/24)
FG ATTEMPTS: 2 vs. Washington (2/25/25)
3-POINT FGS: 1 (2x) MR vs. UCF (11/22/24)
3-POINT FGAS: 1 (2x) MR vs. UCF (11/22/24)
FREE THROWS: --
FT ATTEMPTS: --
REBOUNDS: 2 vs. Washington (2/25/25)
ASSISTS: 1 vs. Nebraska (1/26/25)
BLOCKS: --
STEALS: --
MINUTES: 3 (3x) MR vs. Minnesota 1/10/25

GAME-BY-GAME STATISTICS

#2 ROBISON, Jack																					
Opponent	Date	GS	MIN	Total		3-Pointers		Free throws		Rebounds				PF				PTS			
				FG-FGA	PCT	3FG-3FGA	PCT	FT-FTA	PCT	OFF	DEF	TOT	AVG	A	TO	BLK	STL	PTS	AVG		
Holy Cross	11/04/2024		01:40	0-0	.000	0-0	.000	0-0	.000	0	0	0	0.0	0	0	0	0	0	0	0.0	
App State	11/10/2024		00:42	1-1	1.000	1-1	1.000	0-0	.000	0	0	0	0.0	0	0	0	0	3	1.5		
Arizona	11/15/2024		00:12	0-0	.000	0-0	.000	0-0	.000	0	0	0	0.0	0	0	0	0	0	1.0		
vs UCF	11/22/2024		01:20	1-1	1.000	1-1	1.000	0-0	.000	0	0	0	0.0	1	0	0	0	3	1.5		
Chicago St.	11/30/2024		00:30	0-0	.000	0-0	.000	0-0	.000	0	0	0	0.0	0	0	0	0	0	1.2		
Detroit Mercy	12/22/2024		01:41	0-0	.000	0-0	.000	0-0	.000	1	0	1	0.2	0	0	0	0	0	1.0		
Iowa	01/03/2025		01:08	0-0	.000	0-0	.000	0-0	.000	0	0	0	0.1	0	0	0	0	0	0.9		
Minnesota	01/10/2025		01:37	0-0	.000	0-0	.000	0-0	.000	0	0	0	0.1	0	0	0	0	0	0.8		
at Southern California	01/18/2025		00:39	0-0	.000	0-0	.000	0-0	.000	0	0	0	0.1	0	0	0	0	0	0.7		
Nebraska	01/26/2025		01:53	0-0	.000	0-0	.000	0-0	.000	0	0	0	0.1	0	1	0	0	0	0.6		
Indiana	02/04/2025		01:09	0-0	.000	0-0	.000	0-0	.000	0	0	0	0.1	0	0	0	0	0	0.5		
Washington	02/25/2025		01:32	0-2	.000	0-0	.000	0-0	.000	1	1	2	0.3	0	0	0	0	0	0.5		
Totals			0 14:03	2-4	.500	2-2	1.000	0-0	.000	2	1	3	0.3	1	1	0	0	0	6	0.5	

CAREER STATISTICS

ROBISON, Jack																				
			Field Goals		3-Point		F-Throws		Rebounds										Scoring	
SEASON TEAM	GP-GS	MIN/AVG	FG-FGA	FG%	3FG-3FGA	3FG%	FT-FTA	FT%	OFF	DEF	TOT	AVG	PF-FO	A	TO	BLK	STL	PTS	AVG	
2024-25 Wisc	12-0	14/1.2	2-4	.500	2-2	1.000	0-0	.000	2	1	3	0.3	1-0	1	0	0	0	6	0.5	
TOTAL	12-0	14/1.2	2-4	.500	2-2	1.000	0-0	.000	2	1	3	0.3	1-0	1	0	0	0	6	0.5	

3 | CAMREN HUNTER

Junior | Guard | 6-2 | 222
Bryant, Ark. | Central Arkansas



X: N/A | Instagram: @camrenhunter3

GET TO KNOW CAMREN

Camren Hunter begins his first season at Wisconsin after transferring from Central Arkansas, where he spent three seasons. Hunter missed his junior season at Central Arkansas due to injury. A prolific scorer, he was recognized as the ASUN Conference Freshman of the Year and named to the All-ASUN First Team in 2021-22 after averaging 14.1 points per game. He Increased his scoring average to 16.9 points per game as a sophomore (2022-23). In all-around player, Hunter has recorded five career double-doubles, as well as a triple-double.

INDIVIDUAL BENCHMARKS

	SEASON	CAREER
GP/GS	7/0	67/60
15+ POINTS:	0	33
20+ POINTS:	0	13
3+ 3-PTERS MADE:	0	11
5+ REBOUNDS:	0	30
5+ ASSISTS:	0	17
LED TEAM IN PTS:	0	15
LED TEAM IN REB:	0	3

TOP PERFORMANCES

- **at Queens (NC) (1/12/23):** Scored career high 33 points, going 11-for-20 in the win.
- **vs. North Alabama (1/18/23):** Recorded first career triple-double with 20 points, 12 rebounds, and tied a career-high 11 assists.
- **at Jacksonville State (2/12/22):** Led his team to victory after scoring 21 points, with 8 rebounds and 7 assists. Swiped a career-high 5 steals as well.

SEASON HIGHS

POINTS: 3 vs. Iowa (1/03/25)
FIELD GOALS: 1 vs. Iowa (1/03/25)
FG ATTEMPTS: 4 vs. Detroit Mercy (12/22/24)
3-POINT FGS: 1 vs. Iowa (1/03/25)
3-POINT FGAS: 1 (2x) MR vs. Iowa (1/03/25)
FREE THROWS: --
FT ATTEMPTS: --
REBOUNDS: 4 vs. Detroit Mercy (12/22/24)
ASSISTS: 1 vs App State (11/10/24)
BLOCKS: --
STEALS: --
MINUTES: 8 vs. Detroit Mercy (12/22/24)

CAREER HIGHS

POINTS: 33 at Queens (NC) (1-12-23)*
FIELD GOALS: 11 at Queens (NC) (1-12-23)*
FG ATTEMPTS: 23 at Northwestern St (11-26-22)*
3-POINT FGS: 4 (3x) MR vs. Kennesaw St (2-24-23)*
3-POINT FGAS: 9 (2x) MR at Queens (NC) (1-12-23)*
FREE THROWS: 10 (2x) MR vs. North Florida (1-26-23)*
FT ATTEMPTS: 14 vs. North Alabama (1-18-23)*
REBOUNDS: 13 vs. Champion Christian (12-31-21)*
ASSISTS: 11 (2x) vs. North Alabama MR (1-18-23)*
BLOCKS: 4 at Texas A&M (12-29-21)*
STEALS: 5 (2x) MR at Oral Roberts (12-10-22)*
MINUTES: 41 (3x) MR vs. Florida Gulf Coast (1-2-23)*

*recorded at Central Arkansas

GAME-BY-GAME STATISTICS

#3 HUNTER, Camren

Opponent	Date	GS	MIN	Total		3-Pointers		Free throws		Rebounds				PF				A	TO	BLK	STL	PTS	AVG
				FG	PCT	3FG	PCT	FT	PCT	OFF	DEF	TOT	AVG	A	TO	BLK	STL						
App State	11/10/2024		00:42	0-0	.000	0-0	.000	0-0	.000	0	0	0	0.0	1	1	0	0	0	0	0	0.0		
Arizona	11/15/2024		00:17	0-0	.000	0-0	.000	0-0	.000	0	0	0	0.0	0	0	0	0	0	0	0	0.0		
Chicago St.	11/30/2024		01:36	0-0	.000	0-0	.000	0-0	.000	0	0	0	0.0	1	0	0	0	0	0	0	0.0		
at Marquette	12/07/2024		00:06	0-0	.000	0-0	.000	0-0	.000	0	0	0	0.0	0	0	0	0	0	0	0	0.0		
Detroit Mercy	12/22/2024		08:28	0-4	.000	0-1	.000	0-0	.000	2	2	4	0.8	0	0	0	0	0	0	0	0.0		
Iowa	01/03/2025		02:12	1-1	1.000	1-1	1.000	0-0	.000	0	0	0	0.7	1	0	0	0	0	3	0.5			
Illinois	02/18/2025		01:19	0-0	.000	0-0	.000	0-0	.000	0	1	1	0.7	0	0	0	0	0	0	0	0.4		
Totals		0	14:40	1-5	.200	1-2	.500	0-0	.000	2	3	5	0.7	3	1	0	0	0	3	0.4			

CAREER STATISTICS

HUNTER, Camren

SEASON	TEAM	GP-GS	MIN/AVG	Field Goals		3-Point		F-Throws		Rebounds				Scoring						
				FG-FGA	FG%	3FG-3FGA	3FG%	FT-FTA	FT%	OFF	DEF	TOT	AVG	PF-FO	A	TO	BLK	STL	PTS	AVG
2021-22	UCA	30-30	976/32.5	155-347	.447	25-100	.250	88-108	.815	56	91	147	4.9	57-2	102	86	15	45	423	14.1
2022-23	UCA	30-30	1020/34.0	182-430	.423	50-161	.311	92-117	.786	34	116	150	5.0	43-0	118	83	17	45	506	16.9
2024-25	Wisc	7-0	15/2.1	1-5	.200	1-2	.500	0-0	.000	2	3	5	0.7	3-0	1	0	0	0	3	0.4
TOTAL FOR Wisc		7-0	15/2.1	1-5	.200	1-2	.500	0-0	.000	2	3	5	0.7	3-0	1	0	0	0	3	0.4
TOTAL		67-60	2011/30.0	338-782	.432	76-263	.289	180-225	.800	92	210	302	4.5	103-2	221	169	32	90	932	13.9

4 | KAMARI McGEE

Senior | Guard | 6-0 | 181
Racine, Wis. | Racine St. Catherine's



X/Twitter: @KamariMcGee | Instagram: @killla_kam

GET TO KNOW KAMARI

A native of Racine, Wisconsin, junior guard Kamari McGee begins his third season representing his home state Badgers in 2024-25. As someone who grew up in the state of Wisconsin, McGee is realizing a lifelong dream of being a Wisconsin Badger. He's played in 56 career games at Wisconsin, averaging 7.6 minutes per game over his career with the Badgers as a key reserve player. He serves a valuable role as a defensive guard, leading the 2023-24 squad in steal percentage. Prior to Wisconsin, McGee averaged 11.6 points per game at Green Bay, and was named to the Horizon League's All-Freshman Team.

INDIVIDUAL BENCHMARKS

	SEASON	CAREER
GP/GS:	29/1	115/22
10+ POINTS:	7	24
20+ POINTS:	0	5
3+ ASSISTS:	10	19
2+ STEALS:	5	16
LED TEAM IN PTS:	0	11
LED TEAM IN AST:	4	16

TOP PERFORMANCES

- **vs Minnesota (1/10/25):** Scored a UW career high 15 pts (3-4 3FG), plus 5 reb, 3 steals in his first ever start with Wisconsin.
- **vs UCF (11/22/24):** Scored a then UW career high 14 pts (5-6 FG, 3-4 3FG), plus 4 reb, 3 ast in the win.
- **vs Montana State (11/7/24):** Matched his then-career-high at UW scoring 11 points (5-7 FG, 1-1 3FG), to go along with 3 rebounds, 3 assists and 1 steal.
- **vs Northwestern (3/15/24):** Played a season-high 23 minutes, tallying 4 pts, 3 reb, 1 ast and 1 blk.
- **vs Rutgers (3/7/24):** Scored a then-UW-career-best 11 pts (5-5 FG, 1-1 3FG) in 10 minutes off the bench.
- **vs Robert Morris (11/17/23):** Season high 17 minutes off bench with 6 points (4-6 FT), 1 reb, 1 stl.
- **vs Michigan (2/26/23):** Played a season high 25 points in a win over Michigan, tallying 6 pts and 3 reb
- **at Marquette (12/3/22):** Scored his first points as a Badger, finishing with 5 pts off the bench in a win.
- **vs Wright State (2/9/22):** Finished with a career high 24 points, 5 rebounds and 5 steals for Green Bay

SEASON HIGHS

POINTS: 15 vs. Minnesota (1/10/25)
FIELD GOALS: 5 (3x) MR vs. Minnesota (1/10/25)
FG ATTEMPTS: 10 vs. Minnesota (1/10/25)
3-POINT FGS: 4 vs. Iowa (1/3/25)
3-POINT FGAS: 5 (4x) MR at Michigan State (3/2/25)
FREE THROWS: 4 at Maryland (1/29/25)
FT ATTEMPTS: 4 at Maryland (1/29/25)
REBOUNDS: 5 (2x) MR vs. Minnesota (1/10/25)
ASSISTS: 4 (3x) MR vs. USC (1/18/25)
BLOCKS: 1 vs. Michigan (12/3/24)
STEALS: 3 (2x) MR vs. Oregon (2/22/25)
MINUTES: 34 at Michigan State (3/2/25)

CAREER HIGHS

POINTS: 24 vs. Wright State (2/9/22)*
FIELD GOALS: 9 (2x) MR vs. Wright State (2/9/22)*
FG ATTEMPTS: 19 vs. UIC (1/15/22)*
3-POINT FGS: 4 vs. Iowa (1/3/25)
3-POINT FGAS: 8 at Milwaukee (2/13/22)*
FREE THROWS: 8 vs. Milwaukee (1/5/22)*
FT ATTEMPTS: 8 vs. Milwaukee (1/5/22)*
REBOUNDS: 9 (2x) MR vs. Detroit (3/1/22)*
ASSISTS: 4 (5x) MR vs. USC (1/18/25)
BLOCKS: 1 (4x) MR vs. Michigan (12/3/24)
STEALS: 4 at IUPUI (2/26/22)*
MINUTES: 40 vs. UIC (1/15/22)*

*recorded at Green Bay

GAME-BY-GAME STATISTICS

#4 MCGEE, Kamari

Opponent	Date	GS	MIN	Total		3-Pointers		Free throws		Rebounds		PF	A	TO	BLK	STL	PTS	AVG		
				FG-FGA	PCT	3FG-3FGA	PCT	FT-FTA	PCT	OFF	DEF								TOT	AVG
Holy Cross	11/04/2024		27:39	2-6	.333	1-4	.250	2-2	1.000	1	1	2	2.0	2	4	1	0	1	7	7.0
Montana St.	11/07/2024		27:45	5-7	.714	1-1	1.000	0-0	.000	1	2	3	2.5	0	3	0	0	1	11	9.0
App State	11/10/2024		21:42	2-3	.667	0-1	.000	0-0	.000	0	3	3	2.7	3	0	1	0	0	4	7.3
Arizona	11/15/2024		16:54	2-3	.667	2-2	1.000	0-0	.000	0	3	3	2.8	4	1	1	0	0	6	7.0
UTRGV	11/18/2024		20:43	0-2	.000	0-1	.000	0-0	.000	0	1	1	2.4	2	2	0	0	1	0	5.6
vs UCF	11/22/2024		18:59	5-6	.833	3-4	.750	1-1	1.000	0	4	4	2.7	4	3	1	0	1	14	7.0
vs Pittsburgh	11/24/2024		28:26	4-5	.800	2-3	.667	0-0	.000	1	2	3	2.7	4	2	0	0	0	10	7.4
Chicago St.	11/30/2024		14:44	0-2	.000	0-1	.000	0-0	.000	0	2	2	2.6	2	0	2	0	0	0	6.5
Michigan	12/03/2024		25:27	2-5	.400	1-2	.500	3-3	1.000	1	3	4	2.8	0	1	0	1	1	8	6.7
at Marquette	12/07/2024		19:24	2-3	.667	1-1	1.000	2-2	1.000	0	0	0	2.5	5	0	0	0	2	7	6.7
at Illinois	12/10/2024		20:38	2-4	.500	0-0	.000	0-2	.000	2	0	2	2.5	2	3	0	0	1	4	6.5
vs Butler	12/14/2024		26:07	2-4	.500	1-2	.500	1-2	.500	0	3	3	2.5	5	3	0	0	1	6	6.4
Detroit Mercy	12/22/2024		14:11	1-5	.200	0-2	.000	1-1	1.000	0	5	5	2.7	2	1	0	0	2	3	6.2
Iowa	01/03/2025		21:13	4-8	.500	4-5	.800	0-0	.000	0	4	4	2.8	2	4	1	0	1	12	6.6
at Rutgers	01/06/2025		23:54	3-4	.750	0-0	.000	0-0	.000	0	1	1	2.7	1	3	1	0	1	6	6.5
Minnesota	01/10/2025	*	33:24	5-10	.500	3-4	.750	2-2	1.000	1	4	5	2.8	1	2	1	0	3	15	7.1
Ohio St.	01/14/2025		16:21	3-5	.600	1-3	.333	2-2	1.000	1	0	1	2.7	2	0	1	0	0	9	7.2
at Southern California	01/18/2025		28:32	3-5	.600	2-3	.667	2-2	1.000	1	2	3	2.7	2	4	1	0	2	10	7.3
at UCLA	01/21/2025		18:50	1-4	.250	1-3	.333	0-0	.000	0	1	1	2.6	1	3	1	0	1	3	7.1
Nebraska	01/26/2025		17:59	4-6	.667	3-5	.600	0-0	.000	0	2	2	2.6	1	1	0	0	1	11	7.3
at Maryland	01/29/2025		22:48	2-8	.250	1-3	.333	4-4	1.000	0	2	2	2.6	1	1	1	0	0	9	7.4
at Northwestern	02/01/2025		22:16	1-2	.500	0-0	.000	2-3	.667	1	1	2	2.5	1	3	1	0	1	4	7.2
Indiana	02/04/2025		18:47	3-7	.429	3-5	.600	0-0	.000	1	2	3	2.6	3	1	0	0	0	9	7.3
at Iowa	02/08/2025		20:44	2-2	1.000	1-1	1.000	0-0	.000	1	1	2	2.5	2	2	1	0	1	5	7.2
at Purdue	02/15/2025		07:06	1-1	1.000	0-0	.000	2-2	1.000	0	1	1	2.5	1	1	0	0	0	4	7.1
Illinois	02/18/2025		21:20	1-5	.200	0-0	.000	2-2	1.000	0	4	4	2.5	3	2	0	0	0	4	7.0
Oregon	02/22/2025		18:15	3-5	.600	1-1	1.000	0-0	.000	1	1	2	2.5	4	2	1	0	3	7	7.0
Washington	02/25/2025		23:21	4-8	.500	0-2	.000	0-0	.000	2	1	3	2.5	0	2	0	0	1	8	7.0
at Michigan St.	03/02/2025	*	34:36	1-8	.125	0-5	.000	1-2	.500	0	3	3	2.6	3	3	2	0	1	3	6.9
Totals			2 632:04	70-143	.490	32-64	.500	27-32	.844	15	59	74	2.6	63	57	18	1	27	199	6.9

CAREER STATISTICS

MCGEE, Kamari

		Field Goals										3-Point		F-Throws		Rebounds				PF-FO				Scoring			
SEASON	TEAM	GP-GS	MIN/AVG	FG-FGA	FG%	3FG-3FGA	3FG%	FT-FTA	FT%	OFF	DEF	TOT	AVG	PF-FO	A	TO	BLK	STL	PTS	AVG							
2021-22	GB	30-21	873/29.1	132-340	.388	25-91	.275	59-73	.808	16	67	83	2.8	72-1	58	76	2	32	348	11.6							
2022-23	Wisc	31-0	219/7.1	14-50	.280	5-27	.185	7-8	.875	4	16	20	0.6	24-0	16	8	0	7	40	1.3							
2023-24	Wisc	25-0	206/8.3	19-35	.543	3-11	.273	11-18	.611	3	17	20	0.8	32-0	11	8	1	13	52	2.1							
2024-25	Wisc	29-2	632/21.8	70-143	.490	32-64	.500	27-32	.844	15	59	74	2.6	63-2	57	18	1	27	199	6.9							
TOTAL FOR Wisc		85-2	1058/12.4	103-228	.452	40-102	.392	45-58	.776	22	92	114	1.3	119-2	84	34	2	47	291	3.4							
TOTAL		115-23	1931/16.8	235-568	.414	65-193	.337	104-131	.794	38	159	197	1.7	191-3	142	110	4	79	639	5.6							

5 | DANIEL FREITAG

Freshman | Guard | 6-2 | 181
Bloomington, Minn. | Breck HS



X: @DanielFreitag_ | Instagram: @danielfreitag_

GET TO KNOW DANIEL

Daniel Freitag is a four-star prospect from Bloomington, Minnesota, ranked as the ninth-best point guard in the nation for the 2024 class, according to 247Sports. The 6-foot-3 guard averaged 28.8 points, 9.9 rebounds and 4.1 assists per game as a junior at Jefferson High School. He was named the Metro West Conference Player of the Year, while earning all-conference honors. He became Jefferson's all-time leading scorer in just three years.

INDIVIDUAL BENCHMARKS

	SEASON	CAREER
GP/GS	11/0	11/0
5+ POINTS:	0	0
10+ POINTS:	0	0
20+ POINTS:	0	0
3+ ASSISTS:	0	0
2+ STEALS:	0	0
LED TEAM IN PTS:	0	0
LED TEAM IN AST:	0	0

TOP PERFORMANCES

- **vs. Iowa (1/3/25):** Slammed down a dunk to score his first collegiate points, finishing with 2 points in 1 minute of play.
- **vs. Holy Cross (11/4/24):** Made his Badger debut, playing 3 minutes in the win.

SEASON HIGHS

POINTS: 2 vs. Iowa (1/3/25)
FIELD GOALS: 1 vs. Iowa (1/3/25)
FG ATTEMPTS: 3 vs. Detroit Mercy (12/22/24)
3-POINT FGS: --
3-POINT FGAS: 3 vs. Detroit Mercy (12/22/24)
FREE THROWS: --
FT ATTEMPTS: 2 vs. Minnesota (1/10/25)
REBOUNDS: 1 (4x) vs. Washington (2/25/25)
ASSISTS: 1 (3x) MR vs. Iowa (1/3/25)
BLOCKS: --
STEALS: 1 vs. Chicago State (11/30/24)
MINUTES: 5 vs. Chicago State (11/30/24)

CAREER HIGHS

POINTS: 2 vs. Iowa (1/3/25)
FIELD GOALS: 1 vs. Iowa (1/3/25)
FG ATTEMPTS: 3 vs. Detroit Mercy (12/22/24)
3-POINT FGS: --
3-POINT FGAS: 3 vs. Detroit Mercy (12/22/24)
FREE THROWS: --
FT ATTEMPTS: 2 vs. Minnesota (1/10/25)
REBOUNDS: 1 (4x) vs. Washington (2/25/25)
ASSISTS: 1 (3x) MR vs. Iowa (1/3/25)
BLOCKS: --
STEALS: 1 vs. Chicago State (11/30/24)
MINUTES: 5 vs. Chicago State (11/30/24)

GAME-BY-GAME STATISTICS

#5 FREITAG, Daniel

Opponent	Date	GS	MIN	Total		3-Pointers		Free throws		Rebounds				PF				A TO BLK STL PTS AVG			
				FG-FGA	PCT	3FG-3FGA	PCT	FT-FTA	PCT	OFF	DEF	TOT	AVG	A	TO	BLK	STL	PTS	AVG		
Holy Cross	11/04/2024		02:42	0-1	.000	0-1	.000	0-0	.000	0	0	0	0.0	1	0	0	0	0	0	0.0	
App State	11/10/2024		03:11	0-1	.000	0-1	.000	0-0	.000	0	0	0	0.0	0	1	0	0	0	0	0.0	
Arizona	11/15/2024		00:12	0-0	.000	0-0	.000	0-0	.000	0	0	0	0.0	0	0	0	0	0	0	0.0	
vs UCF	11/22/2024		01:20	0-0	.000	0-0	.000	0-0	.000	0	0	0	0.0	1	0	0	0	0	0	0.0	
Chicago St.	11/30/2024		04:48	0-1	.000	0-0	.000	0-0	.000	1	0	1	0.2	1	1	0	0	1	0	0.0	
Detroit Mercy	12/22/2024		03:19	0-3	.000	0-3	.000	0-0	.000	0	1	1	0.3	4	0	0	0	0	0	0.0	
Iowa	01/03/2025		01:08	1-1	1.000	0-0	.000	0-0	.000	0	0	0	0.3	0	1	0	0	2	0.3		
Minnesota	01/10/2025		04:24	0-2	.000	0-1	.000	0-2	.000	0	1	1	0.4	0	0	0	0	0	0	0.3	
at Southern California	01/18/2025		00:39	0-0	.000	0-0	.000	0-0	.000	0	0	0	0.3	0	0	0	0	0	0	0.2	
Indiana	02/04/2025		01:09	0-0	.000	0-0	.000	0-0	.000	0	0	0	0.3	0	0	1	0	0	0	0.2	
Washington	02/25/2025		03:27	0-0	.000	0-0	.000	0-1	.000	1	0	1	0.4	2	0	0	0	0	0	0.2	
Totals			0 26:19	1-9	.111	0-6	.000	0-3	.000	2	2	4	0.4	9	3	1	0	1	2	0.2	

CAREER STATISTICS

FREITAG, Daniel

			Field Goals		3-Point		F-Throws		Rebounds								Scoring		
SEASON TEAM	GP-GS	MIN/AVG	FG-FGA	FG%	3FG-3FGA	3FG%	FT-FTA	FT%	OFF	DEF	TOT	AVG	PF-FO	A	TO	BLK	STL	PTS	AVG
2024-25 Wisc	11-0	26/2.4	1-9	.111	0-6	.000	0-3	.000	2	2	4	0.4	9-0	3	1	0	1	2	0.2
TOTAL	11-0	26/2.4	1-9	.111	0-6	.000	0-3	.000	2	2	4	0.4	9-0	3	1	0	1	2	0.2

7 | CARTER GILMORE

Senior | Forward | 6-7 | 225
Hartland, Wis. | Arrowhead



X/Twitter: @CarterGilmore03 | Instagram: @cartergilmore_

GET TO KNOW CARTER

A 6-foot-7 forward from Hartland, Wisconsin, Carter Gilmore is now in his fifth season with Wisconsin. Gilmore played in 33 games last season for the Badgers, averaging 9.2 minutes per game as a key rotation player. A preferred walk-on who has since earned a scholarship, Gilmore provides a wealth of veteran leadership. He was a member of the 2021-22 conference championship for the Badgers, and has appeared in four NCAA Tournament games. Gilmore was a standout in-state recruit at Arrowhead, where he finished as the all-time leading scorer (1,565 points). His parents are Brian and Stephanie Gilmore. Carter's father, Brian, played for former Wisconsin head coach and hall of famer Bo Ryan's first Division III national championship team at UW-Platteville in 1991. His mother, Stephanie, was a standout player on the University of Wisconsin-Platteville women's team, inducted into the WIAC Hall of Fame in 2018.

INDIVIDUAL BENCHMARKS

	SEASON	CAREER
GP/GS:	29/0	127/3
5+ POINTS:	10	21
10+ POINTS:	2	2
5+ REBOUNDS:	3	10
LED UW IN PTS:	0	--
LED UW IN REB:	1	1

TOP PERFORMANCES

- **at Northwestern (2/1/25):** Scored 15 points (all in the second half) to lead UW to a comeback victory over Northwestern. Set additional career-highs in FGM (5), 3PM (3), and matched career-high in rebounds (7).
- **vs. #13 Illinois (3/17/24):** Matched his season high with 7 points (2-3 FG, 3-3 FT) in 16 minutes.
- **vs. #3 Purdue (3/16/24):** Played a season high 18 minutes, tallying 3 points, 2 assists and 1 rebound.
- **vs. #24 Virginia (11/20/23):** Had 4 points (2-2 FG) and 4 rebounds in 13 minutes off the bench in a win.
- **at Iowa (11/12/22):** Scored a career high 8 points, plus 4 rebounds off the bench in a win at Iowa.
- **vs #13 Maryland (12/6/22):** Tallied 7 points, 3 rebounds, 1 assist and 1 block in a win.

SEASON HIGHS

POINTS: 15 at Northwestern (2/1/25)
FIELD GOALS: 5 at Northwestern (2/1/25)
FG ATTEMPTS: 7 at Northwestern (2/1/25)
3-POINT FGS: 3 (2x) MR vs. Indiana (2/4/25)
3-POINT FGAS: 5 at Northwestern (2/1/25)
FREE THROWS: 2 (3x) MR at Northwestern (2/1/25)
FT ATTEMPTS: 2 (6x) MR vs. Indiana (2/4/25)
REBOUNDS: 7 at Northwestern (2/1/25)
ASSISTS: 5 at #5 Marquette (12/7/24)
BLOCKS: 2 (3x) MR at Purdue (2/15/25)
STEALS: 1 (5x) MR at Michigan State (3/2/25)
MINUTES: 28 vs Ohio State (1/14/25)

CAREER HIGHS

POINTS: 15 at Northwestern (2/1/25)
FIELD GOALS: 5 at Northwestern (2/1/25)
FG ATTEMPTS: 7 (2x) MR at Northwestern (2/1/25)
3-POINT FGS: 3 (2x) MR vs. Indiana (2/4/25)
3-POINT FGAS: 5 at Northwestern (2/1/25)
FREE THROWS: 5 vs. Chicago State (12-22-23)
FT ATTEMPTS: 5 (2x) MR vs. Chicago St (12-22-23)
REBOUNDS: 7 (2x) MR at Northwestern (2/1/25)
ASSISTS: 5 at #5 Marquette (12/7/24)
BLOCKS: 2 (4x) MR at Purdue (2/15/25)
STEALS: 2 (2x) MR vs. Kansas (11-24-22)
MINUTES: 33 at Indiana (1-14-23)

GAME-BY-GAME STATISTICS

#7 GILMORE, Carter

Opponent	Date	GS	MIN	Total		3-Pointers		Free throws		Rebounds			PF	A	TO	BLK	STL	PTS	AVG		
				FG-FGA	PCT	3FG-3FGA	PCT	FT-FTA	PCT	OFF	DEF	TOT								AVG	
Holy Cross	11/04/2024		08:09	2-2	1.000	0-0	.000	1-1	1.000	1	1	2	2.0	0	0	0	0	5	5.0		
Montana St.	11/07/2024		19:03	2-3	.667	0-1	.000	0-0	.000	2	0	2	2.0	1	2	0	1	0	4	4.5	
App State	11/10/2024		10:26	0-0	.000	0-0	.000	0-0	.000	0	1	1	1.7	2	0	0	1	0	3.0	3.0	
Arizona	11/15/2024		08:25	0-0	.000	0-0	.000	0-0	.000	0	0	0	1.3	3	0	1	1	0	0	2.3	
UTRGV	11/18/2024		20:32	0-0	.000	0-0	.000	0-2	.000	1	4	5	2.0	3	0	1	0	1	0	1.8	
vs UCF	11/22/2024		19:56	0-2	.000	0-2	.000	2-2	1.000	0	0	0	1.7	3	2	0	2	0	2	1.8	
vs Pittsburgh	11/24/2024		01:43	0-1	.000	0-1	.000	0-0	.000	0	0	0	1.4	0	0	0	0	0	0	1.6	
Chicago St.	11/30/2024		11:32	1-2	.500	0-1	.000	0-0	.000	0	1	1	1.4	0	1	0	0	0	2	1.6	
Michigan	12/03/2024		10:30	1-3	.333	1-3	.333	0-0	.000	1	3	4	1.7	3	0	0	0	0	3	1.8	
at Marquette	12/07/2024		19:51	2-5	.400	1-1	1.000	0-0	.000	3	3	6	2.1	1	5	2	0	1	5	2.1	
at Illinois	12/10/2024		19:56	3-5	.600	1-2	.500	0-0	.000	1	3	4	2.3	5	0	1	0	0	7	2.5	
vs Butler	12/14/2024		21:29	2-3	.667	1-2	.500	2-2	1.000	0	3	3	2.3	3	3	0	0	0	7	2.9	
Detroit Mercy	12/22/2024		11:23	0-2	.000	0-2	.000	0-0	.000	0	1	1	2.2	2	1	0	0	0	0	2.7	
Iowa	01/03/2025		22:41	2-3	.667	2-2	1.000	0-0	.000	1	1	2	2.2	3	1	1	0	0	6	2.9	
at Rutgers	01/06/2025		22:43	1-3	.333	1-2	.500	0-0	.000	1	1	2	2.2	3	0	2	2	0	3	2.9	
Minnesota	01/10/2025		07:22	0-1	.000	0-1	.000	0-0	.000	0	0	0	2.1	2	1	0	0	0	0	2.8	
Ohio St.	01/14/2025		28:26	2-3	.667	1-1	1.000	0-0	.000	2	1	3	2.1	3	1	1	1	0	5	2.9	
at Southern California	01/18/2025		24:14	1-2	.500	0-1	.000	0-0	.000	1	2	3	2.2	1	3	1	0	0	2	2.8	
at UCLA	01/21/2025		24:04	2-3	.667	1-2	.500	0-0	.000	0	1	1	2.1	4	1	1	0	0	5	2.9	
Nebraska	01/26/2025		21:16	1-4	.250	0-0	.000	1-1	1.000	0	4	4	2.2	1	3	0	0	0	3	3.0	
at Maryland	01/29/2025		16:43	1-2	.500	0-1	.000	0-0	.000	2	3	5	2.3	2	0	0	0	0	2	2.9	
at Northwestern	02/01/2025		24:05	5-7	.714	3-5	.600	2-2	1.000	2	5	7	2.5	2	1	0	0	0	15	3.5	
Indiana	02/04/2025		18:38	3-4	.750	3-3	1.000	1-2	.500	1	2	3	2.6	0	1	0	1	0	10	3.7	
at Iowa	02/08/2025		22:42	1-5	.200	1-3	.333	0-0	.000	1	3	4	2.6	5	2	0	0	0	3	3.7	
at Purdue	02/15/2025		24:17	1-2	.500	0-1	.000	0-0	.000	0	1	1	2.6	3	1	0	2	0	2	3.6	
Illinois	02/18/2025		19:58	2-3	.667	1-2	.500	0-0	.000	1	1	2	2.5	2	0	1	1	1	5	3.7	
Oregon	02/22/2025		24:22	2-4	.500	0-1	.000	0-0	.000	1	4	5	2.6	0	2	1	0	1	4	3.7	
Washington	02/25/2025		15:18	1-3	.333	0-2	.000	0-0	.000	0	0	0	2.5	2	2	1	0	0	2	3.6	
at Michigan St.	03/02/2025		15:53	2-4	.500	0-1	.000	0-1	.000	0	1	1	2.5	2	1	1	1	1	4	3.7	
Totals			0	515:38	40-81	.494	17-43	.395	9-13	.692	22	50	72	2.5	61	34	15	12	6	106	3.7

CAREER STATISTICS

GILMORE, Carter

SEASON TEAM	GP-GS	MIN/AVG	Field Goals		3-Point		F-Throws		Rebounds			PF-FO		A		TO		BLK		STL		PTS		AVG
			FG-FGA	FG%	3FG-3FGA	3FG%	FT-FTA	FT%	OFF	DEF	TOT	AVG	PF	FO	A	TO	BLK	STL	PTS	AVG				
2020-21 Wisc	9-0	16/1.8	1-5	.200	0-4	.000	0-0	.000	0	3	3	0.3	2-0	0	0	0	0	0	0	2	0.2			
2021-22 Wisc	22-0	172/7.8	7-27	.259	1-13	.077	4-7	.571	6	16	22	1.0	20-0	8	2	4	2	19	0.9	19	0.9			
2022-23 Wisc	35-3	659/18.8	37-91	.407	5-26	.192	12-27	.444	37	50	87	2.5	71-0	33	12	6	19	91	2.6	91	2.6			
2023-24 Wisc	33-0	305/9.2	19-39	.487	3-12	.250	19-24	.792	22	24	46	1.4	39-0	16	16	1	3	60	1.8	60	1.8			
2024-25 Wisc	29-0	516/17.8	40-81	.494	17-43	.395	9-13	.692	22	50	72	2.5	61-2	34	15	12	6	106	3.7	106	3.7			
TOTAL	128-3	1667/13.0	104-243	.428	26-98	.265	44-71	.620	87	143	230	1.8	193-2	91	45	23	30	278	2.2	278	2.2			

9 | JOHN TONJE

Graduate Student | Guard | 6-5 | 218
North Omaha, Neb. | Missouri



X/Twitter: @johnntonje | Instagram: @johnntonje1

GET TO KNOW JOHN

Tonje joins the Badgers as a sixth-year transfer graduate student after playing at Missouri and Colorado State. He instantly became one of the most experienced players on Wisconsin's roster, entering the 2024-25 season having played in 130 career games (50 starts). Tonje is an old soul. He likes drinking coffee, reading books, listening to podcasts, and going for long walks around Madison at around 20,000 steps a day. Tonje averaged 14.6 points (47.3% FG) and 4.7 rebounds per game as a senior at Colorado State in 2022-23. He played in eight games (four starts) at Missouri before sitting out the rest of the season and applying for medical redshirt. Tonje was a member of the Cameroon National Team in the 2023 FIBA Pre-Olympic Qualifying Tournament in Nigeria.

INDIVIDUAL BENCHMARKS

	SEASON	CAREER
GP/GS:	29/29	159/79
20+ POINTS:	12	21
30+ POINTS:	4	5
40+ POINTS:	1	1
2+ 3FG:	14	56
LED UW IN PTS:	16	16
LED UW IN 3FG:	15	15

TOP PERFORMANCES

- **vs #7 Purdue (2/15/25):** Led the team with 32 points (10-15 FG, 4-9 3FG, 8-9 FT), on the way to a road victory over #7 Purdue.
- **vs #9 Arizona (11/15/24):** Erupted for a career high 41 points (8-14 FG, 4-6 3FG, 21-22 FT), plus 6 rebounds in an upset win over #9 Arizona.
- **vs Pitt (11/24/24):** Greenbrier Tip-Off tournament MVP scored 33 points (25 points in the 2H alone), plus 7 rebounds, in title game win.
- **vs Holy Cross (11/4/24):** Scored 23 points (3-6 3FG, 8-8 FT) in his first game at Wisconsin, the most in a Badger debut since at least 2000.
- **vs Oral Roberts (11/9/21):** Went 10-14 from the field in a win, scoring a career high 31 points in 29 minutes.
- **vs Penn State (11/20/22):** Secured first career double-double with 14 points and a career high 13 rebounds.
- **vs Fresno State (3/8/23):** Led Colorado State to conference tournament victory against Fresno State, scoring 20 points with 3 three-pointers.

SEASON HIGHS

POINTS: 41 vs. #9 Arizona (11/15/24)
FIELD GOALS: 11 vs. Pitt (11/24/24)
FG ATTEMPTS: 20 vs. Oregon (2/22/25)
3-POINT FGS: 6 at UCLA (1/21/25)
3-POINT FGAS: 11 (2x) MR at Northwestern (2/1/25)
FREE THROWS: 21 vs. #9 Arizona (11/15/24)
FT ATTEMPTS: 22 vs. #9 Arizona (11/15/24)
REBOUNDS: 9 at Rutgers (1/6/25)
ASSISTS: 5 vs. App State (11/10/24)
BLOCKS: 2 at Rutgers (1/6/25)
STEALS: 4 vs. Illinois (2/18/25)
MINUTES: 38 (2x) MR at Northwestern (2/1/25)

CAREER HIGHS

POINTS: 41 vs. #9 Arizona (11/15/24)
FIELD GOALS: 11 vs. Pitt (11/24/24)
FG ATTEMPTS: 20 vs. Oregon (2/22/25)
3-POINT FGS: 6 at UCLA (1/21/25)
3-POINT FGAS: 11 (2x) MR at Northwestern (2/1/25)
FREE THROWS: 21 vs. #9 Arizona (11/15/24)
FT ATTEMPTS: 22 vs. #9 Arizona (11/15/24)
REBOUNDS: 13 vs. Penn State (11-20-22)*
ASSISTS: 5 vs. App State (11/10/24)
BLOCKS: 2 (3x) MR at Rutgers (1/6/25)
STEALS: 4 vs. Illinois (2/18/25)
MINUTES: 38 (2x) MR at Northwestern (2/1/25)

*recorded at Colorado State

GAME-BY-GAME STATISTICS

#9 TONJE, John

Opponent	Date	GS	MIN	Total		3-Pointers		Free throws		Rebounds				PF	A	TO	BLK	STL	PTS	AVG	
				FG-FTA	PCT	3FG-3FGA	PCT	FT-FTA	PCT	OFF	DEF	TOT	AVG								
Holy Cross	11/04/2024	*	26:54	6-11	.545	3-6	.500	8-8	1.000	2	3	5	5.0	2	1	3	0	1	23	23.0	
Montana St.	11/07/2024	*	27:07	2-4	.500	1-2	.500	8-9	.889	1	3	4	4.5	2	1	3	0	0	13	18.0	
App State	11/10/2024	*	30:20	8-14	.571	1-5	.200	0-0	.000	1	6	7	5.3	1	5	0	0	2	17	17.7	
Arizona	11/15/2024	*	33:53	8-14	.571	4-6	.667	21-22	.955	0	6	6	5.5	4	1	4	0	1	41	23.5	
UTRGV	11/18/2024	*	30:40	3-5	.600	3-5	.600	10-10	1.000	1	2	3	5.0	3	0	3	0	1	19	22.6	
vs UCF	11/22/2024	*	30:06	6-14	.429	0-3	.000	3-4	.750	1	5	6	5.2	2	4	2	0	0	15	21.3	
vs Pittsburgh	11/24/2024	*	37:51	11-19	.579	1-5	.200	10-10	1.000	3	4	7	5.4	3	1	2	0	0	33	23.0	
Chicago St.	11/30/2024	*	29:23	5-12	.417	3-6	.500	9-10	.900	0	5	5	5.4	0	3	1	0	1	22	22.9	
Michigan	12/03/2024	*	30:27	5-12	.417	3-5	.600	5-6	.833	0	3	3	5.1	3	0	3	0	2	18	22.3	
at Marquette	12/07/2024	*	29:06	3-11	.273	1-5	.200	7-8	.875	1	4	5	5.1	3	1	5	0	0	14	21.5	
at Illinois	12/10/2024	*	32:30	5-15	.333	2-7	.286	2-2	1.000	1	3	4	5.0	2	3	4	0	0	14	20.8	
vs Butler	12/14/2024	*	30:51	2-8	.250	0-4	.000	7-7	1.000	0	6	6	5.1	1	3	1	0	0	11	20.0	
Detroit Mercy	12/22/2024	*	24:41	2-6	.333	1-3	.333	4-4	1.000	1	3	4	5.0	1	3	2	0	0	9	19.2	
Iowa	01/03/2025	*	23:04	3-6	.500	2-3	.667	4-5	.800	2	1	3	4.9	0	2	1	0	3	12	18.6	
at Rutgers	01/06/2025	*	32:23	6-12	.500	1-4	.250	2-2	1.000	1	8	9	5.1	2	2	1	2	1	15	18.4	
Minnesota	01/10/2025	*	24:34	4-10	.400	1-6	.167	7-8	.875	0	6	6	5.2	1	3	1	0	0	16	18.3	
Ohio St.	01/14/2025	*	35:30	3-7	.429	1-4	.250	10-10	1.000	0	4	4	5.1	0	0	3	0	1	17	18.2	
at Southern California	01/18/2025	*	22:03	0-3	.000	0-2	.000	0-0	.000	0	0	0	4.8	2	1	2	0	0	0	17.2	
at UCLA	01/21/2025	*	33:39	8-9	.889	6-7	.857	2-3	.667	1	4	5	4.8	3	2	2	0	0	24	17.5	
Nebraska	01/26/2025	*	28:48	9-19	.474	5-11	.455	4-5	.800	1	4	5	4.9	1	0	1	0	0	27	18.0	
at Maryland	01/29/2025	*	32:00	8-16	.500	5-8	.625	2-2	1.000	2	4	6	4.9	3	0	2	0	0	23	18.2	
at Northwestern	02/01/2025	*	37:32	8-18	.444	5-11	.455	6-6	1.000	1	1	2	4.8	0	3	2	0	0	27	18.6	
Indiana	02/04/2025	*	32:47	5-11	.455	1-5	.200	4-6	.667	0	5	5	4.8	0	1	1	0	1	15	18.5	
at Iowa	02/08/2025	*	33:14	5-11	.455	3-9	.333	9-10	.900	0	6	6	4.8	2	4	2	1	0	22	18.6	
at Purdue	02/15/2025	*	34:26	10-15	.667	4-9	.444	8-9	.889	0	6	6	4.9	0	3	2	1	0	32	19.2	
Illinois	02/18/2025	*	30:58	9-15	.600	3-5	.600	10-12	.833	1	2	3	4.8	2	0	3	0	4	31	19.6	
Oregon	02/22/2025	*	36:49	9-20	.450	2-10	.200	2-2	1.000	1	6	7	4.9	2	2	2	0	2	22	19.7	
Washington	02/25/2025	*	32:18	4-10	.400	1-6	.167	4-4	1.000	0	5	5	4.9	1	1	1	0	1	13	19.5	
at Michigan St.	03/02/2025	*	35:48	3-13	.231	1-8	.125	4-4	1.000	0	6	6	4.9	3	0	2	1	1	11	19.2	
Totals			29	899:43	160-340	.471	64-170	.376	172-188	.915	22	121	143	4.9	49	50	61	5	22	556	19.2

CAREER STATISTICS

TONJE, John

SEASON	TEAM	GP-GS	MIN/AVG	Field Goals		3-Point			F-Throws		Rebounds			PF-FO	A	TO	BLK	STL	Scoring	
				FG-FGA	FG%	3FG-3FGA	3FG%	FT-FTA	FT%	OFF	DEF	TOT	AVG						PTS	AVG
2019-20	CSU	31-0	263/8.5	35-76	.461	20-46	.435	21-31	.677	5	27	32	1.0	28-0	10	15	0	5	111	3.6
2020-21	CSU	28-1	564/20.1	56-144	.389	25-80	.313	48-56	.857	19	63	82	2.9	43-0	23	32	5	12	185	6.6
2021-22	CSU	30-12	759/25.3	89-193	.461	32-88	.364	64-78	.821	18	73	91	3.0	50-0	26	31	6	12	274	9.1
2022-23	CSU	33-33	1032/31.3	157-332	.473	61-157	.389	106-130	.815	22	132	154	4.7	55-0	43	61	11	25	481	14.6
2023-24	MO	8-4	78/9.7	6-12	.500	2-6	.333	7-7	1.000	1	6	7	0.9	7-0	3	6	1	2	21	2.6
2024-25	Wisc	29-29	900/31.0	160-340	.471	64-170	.376	172-188	.915	22	121	143	4.9	49-0	50	61	5	22	556	19.2
TOTAL FOR Wisc		29-29	900/31.0	160-340	.471	64-170	.376	172-188	.915	22	121	143	4.9	49-0	50	61	5	22	556	19.2
TOTAL		159-79	3595/22.6	503-1097	.459	204-547	.373	418-490	.853	87	422	509	3.2	232-0	155	206	28	78	1628	10.2

11

MAX KLESMIT

Senior | Guard | 6-4 | 204

Neenah, Wis. | Neenah



X/Twitter: @maxkle2 | Instagram: @maxklesmit

GET TO KNOW MAX

With two seasons for the Badgers under his belt, Max Klesmit is poised to be a leader for the 2024-25 Badger team. He sports some of the most memorable scoring performances in recent memory for Wisconsin, including scoring 21 points in a win against #3 Marquette and a game-winner against #3 Purdue. One of the key contributors to the 2023-24 team's success, he averaged 14.1 points per game during an eight game stretch where the Badgers went 7-1, all against conference opponents. Klesmit also lead the team in scoring (18 points) in the Badger's NCAA Tournament game. Klesmit brings valuable shooting to the team, sporting a career .392 3PT% with Wisconsin.

INDIVIDUAL BENCHMARKS

	SEASON	CAREER
GP/GS:	27/27	146/129
10+ POINTS:	11	75
20+ POINTS:	2	12
3+ ASSISTS:	12	36
LED TEAM IN PTS:	2	17
LED TEAM IN 3FG:	7	45

TOP PERFORMANCES

- **vs Montana State (11/7/24):** Made a career high 6 triples and scored a game-high 26 points in the win.
- **vs #3 Purdue (3/16/24):** 12 pts (3-4 3FG), including the game-winner in Big Ten Tournament semifinals.
- **vs Indiana (1/19/24):** Scored 26 points, his most as a Badger, shooting 8-for-11 from the floor (5-7 3FG).
- **vs Northwestern (1/13/24):** Finished with 24 pts (5-7 3FG) in a win.
- **at Ohio State (1/10/24):** Scored all 18 of his points in the second half (5-9 FG, 2-4 3FG, 6-6 FT) in a win.
- **vs #3 Marquette (12/2/23):** Finished with a game-high 21 points (all first half) in the win.
- **vs #5 Purdue (3/1/22):** Matched a season high with 19 points (3-5 3FG) - 17 pts in the second half alone.
- **vs #3 Kansas (11/24/22):** Played a career high 43 minutes, finishing with 13 points (4-6 FG, 2-3 3FG).

SEASON HIGHS

POINTS: 26 vs. Montana State (11/7/24)
FIELD GOALS: 7 (2x) MR vs. USC (1/18/25)
FG ATTEMPTS: 15 vs. Montana State (11/7/24)
3-POINT FGS: 6 (2x) MR at #5 Marquette (12/7/24)
3-POINT FGAS: 11 (2x) MR at #5 Marquette (12/7/24)
FREE THROWS: 8 vs. Butler (12/14/24)
FT ATTEMPTS: 8 vs. Butler (12/14/24)
REBOUNDS: 7 (2x) MR at Maryland (1/29/25)
ASSISTS: 6 (3x) at Purdue (2/15/25)
BLOCKS: 1 (2x) MR vs. Indiana (2/4/25)
STEALS: 5 vs. App State (11/10/24)
MINUTES: 36 (2x) MR vs. Michigan (12/3/24)

CAREER HIGHS

POINTS: 27 (2x) MR vs. The Citadel (1/19/22)*
FIELD GOALS: 10 vs. The Citadel (1/19/22)*
FG ATTEMPTS: 16 (3x) MR at Chattanooga (1/26/22)*
3-POINT FGS: 6 (2x) MR at #5 Marquette (12/7/24)
3-POINT FGAS: 11 (2x) MR at #5 Marquette (12/7/24)
FREE THROWS: 8 (2x) MR vs. Butler (12/14/24)
FT ATTEMPTS: 10 at Samford (2/9/22)*
REBOUNDS: 8 (2x) MR at Nebraska (2/11/23)
ASSISTS: 8 at Iowa (2/17/24)
BLOCKS: 2 at Michigan (2/26/23)
STEALS: 5 (2x) MR vs. App State (11/10/24)
MINUTES: 43 vs. Kansas (11/24/22)

*recorded at Wofford

GAME-BY-GAME STATISTICS

#11 KLESMIT, Max

Opponent	Date	GS	MIN	Total		3-Pointers		Free throws		Rebounds		PF	A	TO	BLK	STL	PTS	AVG		
				FG-FGA	PCT	3FG-3FGA	PCT	FT-FTA	PCT	OFF	DEF								TOT	AVG
Holy Cross	11/04/2024	*	27:38	3-9	.333	1-7	.143	0-0	.000	0	2	2	2.0	1	1	1	0	2	7	7.0
Montana St.	11/07/2024	*	36:11	7-15	.467	6-11	.545	6-6	1.000	0	0	0	1.0	2	1	0	0	2	26	16.5
App State	11/10/2024	*	27:55	5-11	.455	2-6	.333	3-3	1.000	0	1	1	1.0	2	4	1	0	5	15	16.0
Arizona	11/15/2024	*	35:27	3-7	.429	1-5	.200	6-6	1.000	0	3	3	1.5	2	3	0	0	2	13	15.3
UTRGV	11/18/2024	*	34:14	3-11	.273	1-6	.167	4-4	1.000	1	0	1	1.4	2	2	3	1	0	11	14.4
vs UCF	11/22/2024	*	27:25	3-9	.333	2-7	.286	0-0	.000	0	3	3	1.7	0	3	2	0	3	8	13.3
vs Pittsburgh	11/24/2024	*	33:48	1-7	.143	1-5	.200	4-6	.667	0	2	2	1.7	3	5	0	0	0	7	12.4
Chicago St.	11/30/2024	*	26:06	2-9	.222	1-7	.143	0-0	.000	0	2	2	1.8	2	5	2	0	0	5	11.5
Michigan	12/03/2024	*	35:47	3-14	.214	1-9	.111	1-2	.500	1	2	3	1.9	2	2	1	0	1	8	11.1
at Marquette	12/07/2024	*	33:37	6-12	.500	6-11	.545	4-4	1.000	1	0	1	1.8	2	2	0	0	0	22	12.2
at Illinois	12/10/2024	*	28:34	4-10	.400	2-5	.400	3-6	.500	0	1	1	1.7	3	4	3	0	1	13	12.3
vs Butler	12/14/2024	*	34:27	1-7	.143	1-6	.167	8-8	1.000	0	3	3	1.8	2	2	1	0	0	11	12.2
Detroit Mercy	12/22/2024	*	24:43	0-5	.000	0-3	.000	0-0	.000	0	2	2	1.8	0	2	1	0	0	0	11.2
Iowa	01/03/2025	*	22:40	3-5	.600	2-4	.500	0-0	.000	0	1	1	1.8	3	6	1	0	0	8	11.0
at Rutgers	01/06/2025	*	24:20	1-5	.200	1-5	.200	0-0	.000	1	3	4	1.9	0	3	1	0	1	3	10.5
Ohio St.	01/14/2025	*	29:52	1-5	.200	1-3	.333	1-2	.500	0	2	2	1.9	2	1	2	0	0	4	10.1
at Southern California	01/18/2025	*	27:16	7-14	.500	2-9	.222	2-2	1.000	0	2	2	1.9	0	4	1	0	2	18	10.5
at UCLA	01/21/2025	*	30:27	2-5	.400	2-4	.500	2-2	1.000	0	3	3	2.0	3	1	2	0	0	8	10.4
Nebraska	01/26/2025	*	26:11	3-9	.333	2-8	.250	0-0	.000	0	7	7	2.3	1	3	2	0	1	8	10.3
at Maryland	01/29/2025	*	30:58	1-8	.125	1-6	.167	2-4	.500	1	6	7	2.5	2	3	1	0	1	5	10.0
at Northwestern	02/01/2025	*	27:01	3-7	.429	1-4	.250	4-4	1.000	0	4	4	2.6	1	2	1	0	0	11	10.0
Indiana	02/04/2025	*	25:12	4-10	.400	2-6	.333	3-3	1.000	0	1	1	2.5	2	6	0	1	3	13	10.2
at Iowa	02/08/2025	*	29:59	3-8	.375	2-6	.333	1-2	.500	0	2	2	2.5	0	2	1	0	0	9	10.1
at Purdue	02/15/2025	*	33:28	5-10	.500	1-6	.167	6-7	.857	0	2	2	2.5	0	6	1	0	1	17	10.4
Illinois	02/18/2025	*	23:16	2-3	.667	1-2	.500	0-0	.000	2	1	3	2.5	2	1	1	0	0	5	10.2
Oregon	02/22/2025	*	26:38	3-9	.333	2-5	.400	0-0	.000	0	4	4	2.5	1	0	2	0	0	8	10.1
Washington	02/25/2025	*	04:58	0-0	.000	0-0	.000	0-0	.000	0	0	0	2.4	0	0	0	0	0	0	9.7
Totals			27 768:08	79-224	.353	45-156	.288	60-71	.845	7	59	66	2.4	40	74	31	2	25	263	9.7

CAREER STATISTICS

KLESMIT, Max

SEASON	TEAM	GP-GS	MIN/AVG	Field Goals		3-Point		F-Throws		Rebounds		PF-FO		A		TO		BLK		STL		PTS		Scoring
				FG-FGA	FG%	3FG-3FGA	3FG%	FT-FTA	FT%	OFF	DEF	TOT	AVG	PF	FO	TOT	AVG	BLK	STL	PTS	AVG			
2020-21	WOF	19-2	429/22.6	54-116	.466	25-67	.373	22-26	.846	9	43	52	2.7	46-1	22	23	0	24	155	8.2				
2021-22	WOF	31-31	986/31.8	156-350	.446	68-200	.340	82-98	.837	13	73	86	2.8	84-2	60	66	3	50	462	14.9				
2022-23	Wisc	33-33	1059/32.1	91-215	.423	46-120	.383	48-69	.696	11	77	88	2.7	78-1	45	32	6	41	276	8.4				
2023-24	Wisc	36-36	1032/28.7	118-270	.437	66-166	.398	56-68	.824	9	68	77	2.1	76-1	67	39	3	31	358	9.9				
2024-25	Wisc	27-27	768/28.4	79-224	.353	45-156	.288	60-71	.845	7	59	66	2.4	40-0	74	31	2	25	263	9.7				
TOTAL FOR Wisc		96-96	2859/29.8	288-709	.406	157-442	.355	164-208	.788	27	204	231	2.4	194-2	186	102	11	97	897	9.3				
TOTAL		146-129	4274/29.3	498-1175	.424	250-709	.353	268-332	.807	49	320	369	2.5	324-5	268	191	14	171	1514	10.4				

13 | XAVIER AMOS

Junior | Forward | 6-7 | 216
Chicago, Ill. | Northern Illinois



X/Twitter: @xaamos | Instagram: @xaamos

GET TO KNOW XAVIER

Amos begins his first season at Wisconsin after transferring from Northern Illinois, where he spent his first two seasons. He broke out in his sophomore season (2023-24), starting all 25 games he played in while averaging 13.8 points and 5.8 rebounds per game. Amos stretches the floor as a big man, shooting 38.5% from three in 2023-24.

INDIVIDUAL BENCHMARKS

	SEASON	CAREER
GP/GS:	29/0	61/26
10+ POINTS:	2	18
5+ REBOUNDS:	2	20
3+ 3-PTERS MADE:	1	7
2+ BLOCKS:	0	9

TOP PERFORMANCES

- **vs. Washington (2/25/25):** Scored a UW-high 12 points in a Badger victory, going 4-for-5 from the field, and 3-for-4 on 3-point attempts.
- **vs. App State (11/10/24):** In 12 minutes of play, recorded then-UW career highs with 10 points and 6 rebounds, while making 4-of-4 free throws.
- **vs. Holy Cross (11/4/24):** Made his Badger debut, tallying 2 points, 4 rebounds and 1 assist in the win.
- **at Northwestern (11/27/23):** Scored a career-high 26 points while going 11-for-15 from the field, including going 4-for-5 on 3-point attempts.
- **at Monmouth (12/09/23):** Secured first ever double-double with 21 points and 11 rebounds, while also putting up a career-high four blocks and going 10-for-15 from the field.

SEASON HIGHS

POINTS: 12 vs. Washington (2/25/25)
FIELD GOALS: 4 vs. Washington (2/25/25)
FG ATTEMPTS: 8 (2x) MR vs. Chicago St (11/30/24)
3-POINT FGS: 3 vs. Washington (2/25/25)
3-POINT FGAS: 4 (6x) MR vs. Washington (2/25/25)
FREE THROWS: 4 (vs. App State (11/10/24)
FT ATTEMPTS: 4 (2x) vs. Indiana (2/4/25)
REBOUNDS: 6 vs. App State (11/10/24)
ASSISTS: 4 vs. Nebraska (1/26/25)
BLOCKS: 1 (5x) MR 11 vs. Pitt (11/24/24)
STEALS: 2 vs. Minnesota (1/10/25)
MINUTES: 22 vs. Minnesota (1/10/25)

CAREER HIGHS

POINTS: 26 at Northwestern (11-27-23)*
FIELD GOALS: 11 at Northwestern (11-27-23)*
FG ATTEMPTS: 18 at South Alabama (2-10-24)*
3-POINT FGS: 5 vs. Little Rock (11-18-23)*
3-POINT FGAS: 8 (2x) MR at South Alabama (2-10-24)*
FREE THROWS: 9 at Central Michigan (1-30-24)*
FT ATTEMPTS: 13 vs. Buffalo (2-13-24)*
REBOUNDS: 12 at Miami (OH) (2-6-24)*
ASSISTS: 4 vs. Nebraska (1/26/25)
BLOCKS: 5 at Georgia State (11-17-23)*
STEALS: 3 (2x) MR at Miami (OH) (2-6-24)*
MINUTES: 40 at Monmouth (12-9-23)*

*recorded at Northern Illinois

GAME-BY-GAME STATISTICS

#13 AMOS, Xavier

Opponent	Date	GS	MIN	Total		3-Pointers		Free throws		Rebounds			PF	A	TO	BLK	STL	PTS	AVG		
				FG-FGA	PCT	3FG-3FGA	PCT	FT-FTA	PCT	OFF	DEF	TOT								AVG	
Holy Cross	11/04/2024		10:43	1-4	.250	0-3	.000	0-0	.000	0	4	4	4.0	1	1	2	0	0	2	2.0	
Montana St.	11/07/2024		03:41	0-1	.000	0-0	.000	0-0	.000	0	0	0	2.0	0	0	0	0	0	0	1.0	
App State	11/10/2024		12:06	2-8	.250	2-4	.500	4-4	1.000	2	4	6	3.3	0	0	1	0	1	10	4.0	
Arizona	11/15/2024		14:01	2-6	.333	2-4	.500	2-3	.667	0	2	2	3.0	3	0	0	0	1	8	5.0	
UTRGV	11/18/2024		12:47	3-6	.500	1-2	.500	2-2	1.000	1	2	3	3.0	2	1	0	0	1	9	5.8	
vs UCF	11/22/2024		14:16	2-7	.286	0-4	.000	1-1	1.000	0	5	5	3.3	3	1	2	0	0	5	5.7	
vs Pittsburgh	11/24/2024		05:28	0-0	.000	0-0	.000	0-0	.000	0	1	1	3.0	0	0	0	0	0	0	4.9	
Chicago St.	11/30/2024		12:33	3-8	.375	2-4	.500	0-0	.000	1	0	1	2.8	0	0	0	0	0	8	5.3	
Michigan	12/03/2024		06:09	0-2	.000	0-1	.000	1-2	.500	1	1	2	2.7	0	0	0	0	0	1	4.8	
at Marquette	12/07/2024		06:01	0-0	.000	0-0	.000	0-0	.000	0	1	1	2.5	1	0	1	0	0	0	4.3	
at Illinois	12/10/2024		11:22	1-2	.500	1-2	.500	2-2	1.000	0	2	2	2.5	0	0	0	0	1	0	5.4	
vs Butler	12/14/2024		05:23	0-2	.000	0-1	.000	0-0	.000	0	0	0	2.3	1	0	1	0	1	0	4.0	
Detroit Mercy	12/22/2024		13:05	2-3	.667	0-1	.000	0-0	.000	0	1	1	2.2	0	0	0	0	0	0	4.0	
Iowa	01/03/2025		08:30	2-2	1.000	2-2	1.000	0-0	.000	0	1	1	2.1	0	1	1	0	0	6	4.1	
at Rutgers	01/06/2025		09:38	2-3	.667	0-1	.000	0-0	.000	0	2	2	2.1	0	0	0	0	1	0	4.1	
Minnesota	01/10/2025		22:20	1-6	.167	1-4	.250	1-2	.500	1	2	3	2.1	2	1	1	1	2	4	4.1	
Ohio St.	01/14/2025		04:59	1-1	1.000	0-0	.000	0-0	.000	0	1	1	2.1	3	0	1	0	0	2	4.0	
at Southern California	01/18/2025		08:52	1-3	.333	1-2	.500	1-2	.500	0	0	0	1.9	0	0	1	0	1	4	4.0	
at UCLA	01/21/2025		06:04	1-3	.333	0-2	.000	2-2	1.000	0	2	2	1.9	2	0	0	0	0	0	4.0	
Nebraska	01/26/2025		14:12	1-3	.333	0-1	.000	0-0	.000	0	2	2	2.0	1	4	0	0	0	2	3.9	
at Maryland	01/29/2025		09:11	0-2	.000	0-2	.000	0-0	.000	0	0	0	1.9	1	1	1	0	0	0	3.7	
at Northwestern	02/01/2025		07:28	0-0	.000	0-0	.000	0-0	.000	0	1	1	1.8	1	0	0	0	0	0	3.5	
Indiana	02/04/2025		13:03	2-4	.500	0-2	.000	2-4	.500	1	2	3	1.9	2	0	1	0	0	0	6.3	
at Iowa	02/08/2025		06:27	1-3	.333	0-0	.000	0-0	.000	2	0	2	1.9	0	1	0	0	0	0	2.6	
at Purdue	02/15/2025		07:13	1-2	.500	0-1	.000	0-0	.000	0	2	2	1.9	1	0	0	0	0	2	3.5	
Illinois	02/18/2025		13:15	2-4	.500	1-3	.333	0-0	.000	0	1	1	1.8	1	1	2	0	0	5	3.6	
Oregon	02/22/2025		08:34	1-2	.500	1-1	1.000	0-0	.000	0	0	0	1.8	1	0	1	0	1	0	3.6	
Washington	02/25/2025		14:40	4-5	.800	3-4	.750	1-2	.500	1	1	2	1.8	1	1	0	0	0	12	3.9	
at Michigan St.	03/02/2025		02:00	0-1	.000	0-1	.000	0-0	.000	0	0	0	1.7	0	0	0	0	0	0	3.7	
Totals			0	283:59	36-93	.387	17-52	.327	19-26	.731	10	40	50	1.7	27	13	16	5	7	108	3.7

CAREER STATISTICS

AMOS, Xavier

SEASON	TEAM	GP-GS	MIN/AVG	Field Goals		3-Point		F-Throws		Rebounds			Scoring							
				FG-FGA	FG%	3FG-3FGA	3FG%	FT-FTA	FT%	OFF	DEF	TOT	AVG	PF-FO	A	TO	BLK	STL	PTS	AVG
2022-23	NIU	7-1	103/14.8	9-28	.321	2-12	.167	3-4	.750	6	16	22	3.1	7-0	4	8	4	2	23	3.3
2023-24	NIU	25-25	772/30.9	129-260	.496	40-104	.385	46-71	.648	34	110	144	5.8	70-5	29	58	33	20	344	13.8
2024-25	Wisc	29-0	284/9.8	36-93	.387	17-52	.327	19-26	.731	10	40	50	1.7	27-0	13	16	5	7	108	3.7
TOTAL FOR Wisc		29-0	284/9.8	36-93	.387	17-52	.327	19-26	.731	10	40	50	1.7	27-0	13	16	5	7	108	3.7
TOTAL		61-26	1159/19.0	174-381	.457	59-168	.351	68-101	.673	50	166	216	3.5	104-5	46	82	42	29	475	7.8

14 | AIDAN KONOP

Freshman | Guard | 6-2 | 195
Sussex, Wis. | Sussex Hamilton HS



X/Twitter: @aidan_konop | Instagram: @aidan_konop

GET TO KNOW AIDAN

Aidan Konop, a 6-foot-2 guard from Sussex, Wisconsin, joined the Wisconsin men's basketball team as a preferred walk-on ahead of the 2024-25 season. As a senior at Sussex Hamilton High School, Konop averaged 20 points, six rebounds, four assists and two steals per game ... He shot over 50 percent from the field, including a 40 percent clip from 3-point range. A first-team all-Greater Metro Conference selection as a senior, Konop led Sussex Hamilton to a 20-6 record last season, culminating with an appearance in the WIAA regional final.

INDIVIDUAL BENCHMARKS

	SEASON	CAREER
GP/GS	4/0	4/0
5+ POINTS:	0	0
3+ ASSISTS:	0	0
2+ STEALS:	0	0
LED TEAM IN PTS:	0	0
LED TEAM IN AST:	0	0

TOP PERFORMANCES

- vs. Holy Cross (11/4/24): Made his Badger debut, playing 1 minute in the win.

SEASON HIGHS

POINTS:	--
FIELD GOALS:	--
FG ATTEMPTS:	--
3-POINT FGS:	--
3-POINT FGAS:	--
FREE THROWS:	--
FT ATTEMPTS:	--
REBOUNDS:	--
ASSISTS:	--
BLOCKS:	--
STEALS:	--
MINUTES:	1 (4x) MR vs. Washington (2/25/25)

CAREER HIGHS

POINTS:	--
FIELD GOALS:	--
FG ATTEMPTS:	--
3-POINT FGS:	--
3-POINT FGAS:	--
FREE THROWS:	--
FT ATTEMPTS:	--
REBOUNDS:	--
ASSISTS:	--
BLOCKS:	--
STEALS:	--
MINUTES:	1 (4x) MR vs. Washington (2/25/25)

GAME-BY-GAME STATISTICS

#14 KONOP, Aidan

Opponent	Date	GS	MIN	Total		3-Pointers		Free throws		Rebounds				PF A TO BLK STL				PTS	AVG
				FG-FGA	PCT	3FG-3FGA	PCT	FT-FTA	PCT	OFF	DEF	TOT	AVG	PF	A	TO	BLK	STL	
Holy Cross	11/04/2024		01:05	0-0	.000	0-0	.000	0-0	.000	0	0	0	0.0	0	0	0	0	0	0.0
App State	11/10/2024		00:42	0-0	.000	0-0	.000	0-0	.000	0	0	0	0.0	0	0	0	0	0	0.0
Detroit Mercy	12/22/2024		00:45	0-0	.000	0-0	.000	0-0	.000	0	0	0	0.0	0	0	0	0	0	0.0
Washington	02/25/2025		00:31	0-0	.000	0-0	.000	0-0	.000	0	0	0	0.0	0	0	0	0	0	0.0
Totals		0	03:03	0-0	.000	0-0	.000	0-0	.000	0	0	0	0.0	0	0	0	0	0	0.0

CAREER STATISTICS

KONOP, Aidan

			Field Goals		3-Point		F-Throws		Rebounds								Scoring				
SEASON	TEAM	GP-GS	MIN	AVG	FG-FGA	FG%	3FG-3FGA	3FG%	FT-FTA	FT%	OFF	DEF	TOT	AVG	PF-FO	A	TO	BLK	STL	PTS	AVG
2024-25	Wisc	4-0		3/0.8	0-0	.000	0-0	.000	0-0	.000	0	0	0	0.0	0-0	0	0	0	0	0	0.0
TOTAL		4-0		3/0.8	0-0	.000	0-0	.000	0-0	.000	0	0	0	0.0	0-0	0	0	0	0	0	0.0

15 | ISAAC GARD

Junior | Guard | 6-3 | 170
Oregon, Wis. | Oregon



X/Twitter: @gardo1214 | Instagram: @isaacggard

GET TO KNOW ISAAC

Isaac Gard joined the Badgers as a walk-on and begins his third season with the Badgers in 2024-25. Gard has appeared in 11 career games with Wisconsin. He recorded his first career minutes as a Badger in a win vs. South Dakota. As a senior at Oregon High School, he started all 14 games and averaged 9.6 points per game while shooting 39 percent from 3-point range. A three-year letterwinner in basketball, Gard was also a two-year participant in baseball. Gard's father, Greg, is the current head coach of the Wisconsin men's basketball team.

INDIVIDUAL BENCHMARKS

	SEASON	CAREER
GP/GS:	11/0	21/0
5+ POINTS:	0	--
5+ REBOUNDS:	0	--
10+ MIN PLAYED:	0	--

TOP PERFORMANCES

- **Holy Cross (11/4/24):** Scored the first points of his collegiate career, hitting a 3-pointer in the win.
- **South Dakota (11/7/22):** Played 1 minute off the bench, his first career playing time at Wisconsin.

SEASON HIGHS

POINTS:	3 vs. Holy Cross (11/4/24)
FIELD GOALS:	1 vs. Holy Cross (11/4/24)
FG ATTEMPTS:	1 vs. Holy Cross (11/4/24)
3-POINT FGS:	1 vs. Holy Cross (11/4/24)
3-POINT FGAS:	1 vs. Holy Cross (11/4/24)
FREE THROWS:	--
FT ATTEMPTS:	--
REBOUNDS:	1 (2x) MR vs. Nebraska (1/26/25)
ASSISTS:	1 vs. Iowa (1/3/25)
BLOCKS:	--
STEALS:	--
MINUTES:	2 (3x) MR vs. Washington (2/25/25)

CAREER HIGHS

POINTS:	3 vs. Holy Cross (11/4/24)
FIELD GOALS:	1 vs. Holy Cross (11/4/24)
FG ATTEMPTS:	1 (2x) MR vs. Holy Cross (11/4/24)
3-POINT FGS:	1 vs. Holy Cross (11/4/24)
3-POINT FGAS:	1 (2x) MR vs. Holy Cross (11/4/24)
FREE THROWS:	--
FT ATTEMPTS:	--
REBOUNDS:	1 (2x) MR vs. Nebraska (1/26/25)
ASSISTS:	1 vs. Iowa (1/3/25)
BLOCKS:	--
STEALS:	--
MINUTES:	2 (4x) MR vs. Washington (2/25/25)

GAME-BY-GAME STATISTICS

#15 GARD, Isaac

Opponent	Date	GS	MIN	Total		3-Pointers		Free throws		Rebounds				PF	A	TO	BLK	STL	PTS	AVG
				FG-FGA	PCT	3FG-3FGA	PCT	FT-FTA	PCT	OFF	DEF	TOT	AVG							
Holy Cross	11/04/2024		00:56	1-1	1.000	1-1	1.000	0-0	.000	0	0	0	0.0	1	0	0	0	0	3	3.0
App State	11/10/2024		00:42	0-0	.000	0-0	.000	0-0	.000	0	0	0	0.0	0	0	0	0	0	0	1.5
vs UCF	11/22/2024		00:30	0-0	.000	0-0	.000	0-0	.000	0	0	0	0.0	0	0	0	0	0	0	1.0
Chicago St.	11/30/2024		00:30	0-0	.000	0-0	.000	0-0	.000	0	1	1	0.3	0	0	0	0	0	0	0.8
Iowa	01/03/2025		01:08	0-0	.000	0-0	.000	0-0	.000	0	0	0	0.2	0	1	0	0	0	0	0.6
Minnesota	01/10/2025		01:37	0-0	.000	0-0	.000	0-0	.000	0	0	0	0.2	0	0	0	0	0	0	0.5
at Southern California	01/18/2025		00:39	0-0	.000	0-0	.000	0-0	.000	0	0	0	0.1	0	0	0	0	0	0	0.4
Nebraska	01/26/2025		01:53	0-0	.000	0-0	.000	0-0	.000	0	1	1	0.3	0	0	0	0	0	0	0.4
Indiana	02/04/2025		01:17	0-0	.000	0-0	.000	0-0	.000	0	0	0	0.2	0	0	0	0	0	0	0.3
Illinois	02/18/2025		00:56	0-0	.000	0-0	.000	0-0	.000	0	0	0	0.2	0	0	0	0	0	0	0.3
Washington	02/25/2025		01:32	0-0	.000	0-0	.000	0-0	.000	0	0	0	0.2	0	0	0	0	0	0	0.3
Totals			0 11:40	1-1	1.000	1-1	1.000	0-0	.000	0	2	2	0.2	1	1	0	0	0	3	0.3

CAREER STATISTICS

GARD, Isaac

SEASON	TEAM	GP-GS	MIN/AVG	Field Goals		3-Point		F-Throws		Rebounds				Scoring						
				FG-FGA	FG%	3FG-3FGA	3FG%	FT-FTA	FT%	OFF	DEF	TOT	AVG	PF-FO	A	TO	BLK	STL	PTS	AVG
2022-23	Wisc	5-0	5/0.9	0-1	.000	0-1	.000	0-0	.000	0	0	0	0.0	1-0	0	0	0	0	0	0.0
2023-24	Wisc	6-0	5/0.9	0-1	.000	0-0	.000	0-0	.000	0	0	0	0.0	1-0	0	0	0	0	0	0.0
2024-25	Wisc	11-0	12/1.1	1-1	1.000	1-1	1.000	0-0	.000	0	2	2	0.2	1-0	1	0	0	0	3	0.3
TOTAL		22-0	22/1.0	1-3	.333	1-2	.500	0-0	.000	0	2	2	0.1	3-0	1	0	0	0	3	0.1

18 | RICCARDO GREPPI

Freshman | Forward | 6-10 | 255
Lecco, Italy | Verona



X: @ice_greppi | Instagram: @ice_greppi

GET TO KNOW RICCARDO

Greppi begins his freshman year with an experienced overseas career. He played for Verona in the Italy-NextGen league, appearing in eight games and averaging 9.1 points and 8.6 rebounds per contest. Greppi also has national team experience for Italy. At the 2023 Under-18 European Championships, he played in seven games averaging 2.3 points (43.8% FG) and 3.6 rebounds. In the 2022 U18 European Championships, Greppi averaged 2.4 points (50% FG) and 4.2 rebounds playing an average of 10 minutes per contest.

INDIVIDUAL BENCHMARKS

	SEASON	CAREER
GP/GS	8/0	8/0
5+ POINTS:	0	0
5+ REBOUNDS:	0	0
LED TEAM IN PTS:	0	0
LED TEAM IN REB:	0	0
5+ MINUTES PLAYED:	1	1

TOP PERFORMANCES

■ vs. Holy Cross (11/4/24): Made his Badger debut, playing 2 minutes in the win.

SEASON HIGHS

POINTS: 3 vs. Chicago State (11/30/24)
FIELD GOALS: 1 (2x) MR vs. Illinois (2/18/25)
FG ATTEMPTS: 2 vs. Illinois (2/18/25)
3-POINT FGS: --
3-POINT FGAS: 1 vs. Illinois (2/18/25)
FREE THROWS: 3 vs. Chicago State (11/30/24)
FT ATTEMPTS: 4 vs. Chicago State (11/30/24)
REBOUNDS: 3 vs. App State (11/10/24)
ASSISTS: 1 vs. Detroit Mercy (12/22/24)
BLOCKS: 1 vs. Detroit Mercy (12/22/24)
STEALS: --
MINUTES: 5 vs. Detroit Mercy (12/22/24)

CAREER HIGHS

POINTS: 3 vs. Chicago State (11/30/24)
FIELD GOALS: 1 (2x) MR vs. Illinois (2/18/25)
FG ATTEMPTS: 2 vs. Illinois (2/18/25)
3-POINT FGS: --
3-POINT FGAS: 1 vs. Illinois (2/18/25)
FREE THROWS: 3 vs. Chicago State (11/30/24)
FT ATTEMPTS: 4 vs. Chicago State (11/30/24)
REBOUNDS: 3 vs. App State (11/10/24)
ASSISTS: 1 vs. Detroit Mercy (12/22/24)
BLOCKS: 1 vs. Detroit Mercy (12/22/24)
STEALS: --
MINUTES: 5 vs. Detroit Mercy (12/22/24)

GAME-BY-GAME STATISTICS

#18 GREPPI, Riccardo

Opponent	Date	GS	MIN	Total		3-Pointers		Free throws		Rebounds				PF A TO BLK STL				PTS	AVG
				FG-FGA	PCT	3FG-3FGA	PCT	FT-FTA	PCT	OFF	DEF	TOT	AVG	PF	A	TO	BLK	STL	
Holy Cross	11/04/2024		01:40	0-0	.000	0-0	.000	0-0	.000	0	0	0	0.0	0	0	0	0	0	0.0
App State	11/10/2024		01:45	0-0	.000	0-0	.000	0-0	.000	2	1	3	1.5	0	0	0	0	0	0.0
Chicago St.	11/30/2024		02:20	0-0	.000	0-0	.000	3-4	.750	2	0	2	1.7	0	0	0	0	3	1.0
Detroit Mercy	12/22/2024		05:10	0-0	.000	0-0	.000	1-2	.500	0	2	2	1.8	0	1	1	1	0	1.0
Nebraska	01/26/2025		03:30	1-1	1.000	0-0	.000	0-0	.000	0	0	0	1.4	2	0	0	0	0	2.1
Indiana	02/04/2025		01:17	0-0	.000	0-0	.000	0-0	.000	0	1	1	1.3	1	0	0	0	0	1.0
Illinois	02/18/2025		01:19	1-2	.500	0-1	.000	0-0	.000	0	0	0	1.1	0	0	0	0	0	2.1
Washington	02/25/2025		02:36	0-0	.000	0-0	.000	0-0	.000	0	1	1	1.1	0	0	0	0	0	1.0
Totals			0 19:37	2-3	.667	0-1	.000	4-6	.667	4	5	9	1.1	3	1	1	1	0	8 1.0

CAREER STATISTICS

GREPPI, Riccardo

SEASON	TEAM	GP-GS	MIN/AVG	Field Goals		3-Point		F-Throws		Rebounds				PF-FO A TO BLK STL				Scoring		
				FG-FGA	FG%	3FG-3FGA	3FG%	FT-FTA	FT%	OFF	DEF	TOT	AVG	PF	FO	A	TO	BLK	STL	PTS
2024-25	Wisc	8-0	20/2.5	2-3	.667	0-1	.000	4-6	.667	4	5	9	1.1	3-0	1	1	1	0	8	1.0
TOTAL		8-0	20/2.5	2-3	.667	0-1	.000	4-6	.667	4	5	9	1.1	3-0	1	1	1	0	8	1.0

21 | CHRIS HODGES

Junior | Forward | 6-9 | 257
Schaumburg, Ill. | Schaumburg



X/Twitter: @chrishodges35 | Instagram: @chrishodges35

GET TO KNOW CHRIS

Chris Hodges enters his junior season with 25 career games played. Last season, he made appearances in three Big Ten Tournament games, collecting four rebounds in a win over Maryland. A great teammate, Hodges was recognized with the 2024 Big Ten Sportsmanship Award for Wisconsin. The 6-foot-9 forward from Schaumburg, Illinois, played at Schaumburg High School, where he was named the 2019 Mid-Suburban League West Player of the Year as a junior.

INDIVIDUAL BENCHMARKS

	SEASON	CAREER
GP/GS:	12/0	37/0
5+ POINTS:	0	--
5+ REBOUNDS:	0	--
LED UW IN PTS:	0	--
LED UW IN REB:	0	--
5+ MINUTES PLAYED:	0	1

TOP PERFORMANCES

- **vs. Maryland (3/14/24):** Played a season high 5 minutes, tallying a career high 4 rebounds, plus 1 assist, 1 block and his first point of the season.
- **South Dakota (11/7/22):** Played 6 minutes off the bench, his first career minutes at Wisconsin.

SEASON HIGHS

POINTS: 1 vs. Detroit Mercy (12/22/24)
FIELD GOALS: --
FG ATTEMPTS: 1 vs. Holy Cross (11/4/24)
3-POINT FGS: --
3-POINT FGAS: 1 vs. Nebraska (1/26/25)
FREE THROWS: 1 vs. Detroit Mercy (12/22/24)
FT ATTEMPTS: 2 vs. Detroit Mercy (12/22/24)
REBOUNDS: --
ASSISTS: --
BLOCKS: --
STEALS: 1 vs. Illinois (2/18/25)
MINUTES: 2 (2x) MR vs. Minnesota (1/10/25)

CAREER HIGHS

POINTS: 2 vs. Michigan St. (1/10/23)
FIELD GOALS: 1 vs. Michigan St. (1/10/23)
FG ATTEMPTS: 3 vs. Maryland (3/14/24)
3-POINT FGS: --
3-POINT FGAS: 1 vs. Nebraska (1/26/25)
FREE THROWS: 1 (2x) MR vs. Detroit Mercy (12/22/24)
FT ATTEMPTS: 2 (3x) MR vs. Detroit Mercy (12/22/24)
REBOUNDS: 4 vs. Maryland (3/14/24)
ASSISTS: 1 vs. Maryland (3/14/24)
BLOCKS: 1 (4x) MR vs. Maryland (3/14/24)
STEALS: 1 vs. Illinois (2/18/25)
MINUTES: 6 vs. South Dakota (11/7/22)

GAME-BY-GAME STATISTICS

#21 HODGES, Chris

Opponent	Date	GS	MIN	Total		3-Pointers		Free throws		Rebounds									
				FG-FGA	PCT	3FG-3FGA	PCT	FT-FTA	PCT	OFF	DEF	TOT	AVG	PF	A	TO	BLK	STL	PTS
Holy Cross	11/04/2024		00:44	0-1	.000	0-0	.000	0-0	.000	0	0	0	0.0	0	0	0	0	0	0.0
App State	11/10/2024		00:42	0-0	.000	0-0	.000	0-0	.000	0	0	0	0.0	0	0	0	0	0	0.0
Arizona	11/15/2024		01:03	0-0	.000	0-0	.000	0-0	.000	0	0	0	0.0	0	0	0	0	0	0.0
vs UCF	11/22/2024		00:30	0-0	.000	0-0	.000	0-0	.000	0	0	0	0.0	0	0	0	0	0	0.0
Chicago St.	11/30/2024		00:30	0-0	.000	0-0	.000	0-0	.000	0	0	0	0.0	0	0	0	0	0	0.0
Detroit Mercy	12/22/2024		01:23	0-0	.000	0-0	.000	1-2	.500	0	0	0	0.0	1	0	0	0	1	0.2
Iowa	01/03/2025		02:11	0-0	.000	0-0	.000	0-0	.000	0	0	0	0.0	0	0	0	0	0	0.1
Minnesota	01/10/2025		01:37	0-0	.000	0-0	.000	0-0	.000	0	0	0	0.0	0	0	0	0	0	0.1
at Southern California	01/18/2025		00:39	0-0	.000	0-0	.000	0-0	.000	0	0	0	0.0	0	0	0	1	0	0.1
Nebraska	01/26/2025		01:15	0-1	.000	0-1	.000	0-0	.000	0	0	0	0.0	0	0	0	0	0	0.1
Illinois	02/18/2025		00:56	0-0	.000	0-0	.000	0-0	.000	0	0	0	0.0	0	0	0	0	1	0.1
Washington	02/25/2025		00:31	0-0	.000	0-0	.000	0-0	.000	0	0	0	0.0	0	0	0	0	0	0.1
Totals		0	12:01	0-2	.000	0-1	.000	1-2	.500	0	0	0	0.0	1	0	1	0	1	0.1

CAREER STATISTICS

HODGES, Chris

				Field Goals		3-Point		F-Throws		Rebounds				Scoring								
SEASON	TEAM	GP-GS	MIN	AVG	FG	PCT	3FG	PCT	FT	PCT	OFF	DEF	TOT	AVG	PF	FO	A	TO	BLK	STL	PTS	AVG
2022-23	Wisc	14-0	30	2.2	1-3	.333	0-0	.000	0-0	.000	2	1	3	0.2	3-0	0	0	1	0	2	0.1	
2023-24	Wisc	11-0	21	1.9	0-4	.000	0-0	.000	1-4	.250	4	2	6	0.5	0-0	2	0	3	0	1	0.1	
2024-25	Wisc	12-0	12	1.0	0-2	.000	0-1	.000	1-2	.500	0	0	0	0.0	1-0	0	1	0	1	1	0.1	
TOTAL		37-0	63	1.7	1-9	.111	0-1	.000	2-6	.333	6	3	9	0.2	4-0	2	1	4	1	4	0.1	

22 | STEVEN CROWL

Senior | Forward | 7-0 | 248
Eagan, Minn. | Eastview



X/Twitter: @steven_crowl | Instagram: @stevencrowl

GET TO KNOW STEVEN

Steven Crowl enters the 2024-25 season as the most tenured Badger, playing in 116 career games with the team. Crowl elevates his game from year-to-year, and now serves as one of the most important contributors to the team. Last season, he put up new career highs in field goal percentage (55.6%) and rebounds per game (7.6). He became the 49th Badger to reach 1000 career points after scoring 22 against Iowa on 2/17/24. His passing is one of the key elements of his game, with the most career assists of any 7-0 foot Big Ten player since 1990. Crowl proved to be one of the most effective players during the Badger's 2024 Big Ten Tournament run, averaging 14.5 points per game on 64.1% FG shooting. With a team full of new faces, Crowl's veteran leadership will prove to be valuable.

INDIVIDUAL BENCHMARKS

	SEASON	CAREER
GP/GS:	29/29	145/133
10+ POINTS:	13	67
20+ POINTS:	1	9
10+ REBOUNDS:	2	18
DOUBLE-DOUBLES:	1	12
LED UW IN PTS:	3	18
LED UW IN REB:	11	55

TOP PERFORMANCES

- **vs Northwestern (3/15/24):** Scored 19 points (8-12 FG, 3-5 3FG), plus 7 boards in Big Ten Tournament.
- **vs Maryland (3/14/24):** Had 17 points, shooting an efficient 7-for-8 FG (3-3 3FG) in Big Ten Tournament.
- **vs Ohio St (2/13/24):** Recorded a double-double with a team-high 16 points, plus 10 rebounds in win.
- **vs #3 Marquette (12/2/23):** Finished with 16 points and 8 rebounds, shooting 5-6 FG and 6-8 FT.
- **vs #24 Virginia (11/20/23):** Tallied a double-double with a team-high 15 pts, 10 reb, plus 2 ast and 1 blk.
- **vs Bradley (3/14/23):** Exploded for a career high 36 points in an NIT win vs. Bradley at the Kohl Center.

SEASON HIGHS

POINTS: 20 vs. Illinois (2/18/25)
FIELD GOALS: 8 at Rutgers (1/6/25)
FG ATTEMPTS: 12 vs. App State (11/10/24)
3-POINT FGS: 3 vs. Illinois (2/18/25)
3-POINT FGAS: 4 (2x) MR at Iowa (2/8/25)
FREE THROWS: 6 vs. Iowa (1/3/25)
FT ATTEMPTS: 6 vs. Iowa (1/3/25)
REBOUNDS: 11 at #5 Marquette (12/7/24)
ASSISTS: 6 vs. #9 Arizona (11/15/24)
BLOCKS: 3 vs. Chicago State (11/30/24)
STEALS: 3 at Iowa (2/8/25)
MINUTES: 32 at Maryland (1/29/25)

CAREER HIGHS

POINTS: 36 vs. Bradley (3/14/23)
FIELD GOALS: 12 vs. Bradley (3/14/23)
FG ATTEMPTS: 18 at Illinois (1/7/23)
3-POINT FGS: 5 vs. Bradley (3/14/23)
3-POINT FGAS: 7 (2x) MR vs. Bradley (3/14/23)
FREE THROWS: 11 at Iowa (2/17/24)
FT ATTEMPTS: 13 at Iowa (2/17/24)
REBOUNDS: 13 (3x) MR at Rutgers (2/10/24)
ASSISTS: 8 vs. Indiana (1/19/24)
BLOCKS: 3 (2x) MR vs. Chicago St (11/30/24)
STEALS: 3 at Iowa (2/8/25)
MINUTES: 40 at Nebraska (2/11/23)

GAME-BY-GAME STATISTICS

#22 CROWL, Steven

Opponent	Date	GS	MIN	Total		3-Pointers		Free throws		Rebounds		PF	A	TO	BLK	STL	PTS	AVG		
				FG-FGA	PCT	3FG-3FGA	PCT	FT-FTA	PCT	OFF	DEF									
Holy Cross	11/04/2024	*	25:39	3-7	.429	1-2	.500	0-0	.000	2	6	8	8.0	1	2	3	1	7	7.0	
Montana St.	11/07/2024	*	24:28	1-4	.250	0-0	.000	4-4	1.000	1	3	4	6.0	3	4	4	0	6	6.5	
App State	11/10/2024	*	28:17	7-12	.583	1-3	.333	2-2	1.000	0	1	1	4.3	1	4	1	0	2	17	10.0
Arizona	11/15/2024	*	31:11	3-4	.750	0-1	.000	2-4	.500	1	3	4	4.3	5	6	1	1	0	8	9.5
UTRGV	11/18/2024	*	20:26	3-7	.429	0-0	.000	3-4	.750	1	4	5	4.4	0	1	1	0	0	9	9.4
vs UCF	11/22/2024	*	14:24	3-6	.500	0-2	.000	0-0	.000	1	3	4	4.3	5	3	2	0	0	6	8.8
vs Pittsburgh	11/24/2024	*	27:57	3-9	.333	0-0	.000	0-2	.000	3	6	9	5.0	1	3	0	0	0	6	8.4
Chicago St.	11/30/2024	*	27:48	4-7	.571	0-0	.000	1-2	.500	3	4	7	5.3	0	5	1	3	0	9	8.5
Michigan	12/03/2024	*	21:43	1-5	.200	0-2	.000	0-0	.000	1	3	4	5.1	5	0	0	1	0	2	7.8
at Marquette	12/07/2024	*	28:13	1-4	.250	0-1	.000	0-0	.000	4	7	11	5.7	1	3	2	0	0	2	7.2
at Illinois	12/10/2024	*	18:43	3-9	.333	1-4	.250	2-2	1.000	0	0	0	5.2	3	1	0	0	1	9	7.4
vs Butler	12/14/2024	*	17:12	7-10	.700	2-3	.667	2-2	1.000	0	6	6	5.3	2	1	0	0	0	18	8.3
Detroit Mercy	12/22/2024	*	21:05	7-10	.700	0-3	.000	1-1	1.000	1	3	4	5.2	0	0	1	1	0	15	8.8
Iowa	01/03/2025	*	20:17	4-4	1.000	0-0	.000	6-6	1.000	1	6	7	5.3	1	3	3	0	0	14	9.1
at Rutgers	01/06/2025	*	24:41	8-11	.727	2-3	.667	0-0	.000	3	7	10	5.6	3	3	3	0	1	18	9.7
Minnesota	01/10/2025	*	26:10	6-7	.857	2-2	1.000	4-4	1.000	1	4	5	5.6	0	3	2	1	0	18	10.3
Ohio St.	01/14/2025	*	28:03	5-10	.500	0-3	.000	4-4	1.000	0	7	7	5.6	3	1	0	1	0	14	10.5
at Southern California	01/18/2025	*	17:40	3-4	.750	1-1	1.000	2-2	1.000	0	3	3	5.5	4	1	1	1	0	9	10.4
at UCLA	01/21/2025	*	29:19	4-6	.667	1-2	.500	2-2	1.000	2	3	5	5.5	3	3	2	1	1	11	10.4
Nebraska	01/26/2025	*	20:11	0-0	.000	0-0	.000	1-2	.500	1	6	7	5.6	3	3	1	1	0	1	10.0
at Maryland	01/29/2025	*	31:50	4-9	.444	0-2	.000	2-3	.667	4	5	9	5.7	2	3	2	1	0	10	10.0
at Northwestern	02/01/2025	*	27:45	1-4	.250	1-3	.333	0-0	.000	0	7	7	5.8	3	1	1	1	0	3	9.6
Indiana	02/04/2025	*	23:46	1-3	.333	1-2	.500	0-0	.000	0	3	3	5.7	2	1	0	1	2	3	9.3
at Iowa	02/08/2025	*	30:26	2-7	.286	1-4	.250	2-2	1.000	2	6	8	5.8	2	2	1	1	3	7	9.3
at Purdue	02/15/2025	*	20:25	1-1	1.000	1-1	1.000	0-0	.000	0	1	1	5.6	4	3	0	0	0	3	9.0
Illinois	02/18/2025	*	27:43	7-10	.700	3-3	1.000	3-4	.750	2	5	7	5.6	0	5	1	0	2	20	9.4
Oregon	02/22/2025	*	30:49	5-8	.625	0-2	.000	2-2	1.000	1	5	6	5.6	2	1	6	0	0	12	9.5
Washington	02/25/2025	*	25:11	5-8	.625	0-1	.000	2-2	1.000	1	2	3	5.5	1	4	1	0	1	12	9.6
at Michigan St.	03/02/2025	*	29:31	4-9	.444	1-3	.333	1-2	.500	2	2	4	5.5	1	3	1	0	0	10	9.6
Totals			29 720:54	106-195	.544	19-53	.358	48-58	.828	38	121	159	5.5	61	73	41	15	14	279	9.6

CAREER STATISTICS

CROWL, Steven

SEASON TEAM	GP-GS	MIN/AVG	Field Goals		3-Point		F-Throws		Rebounds		PF-FO		A		TO		BLK		STL		Scoring	
			FG-FGA	FG%	3FG-3FGA	3FG%	FT-FTA	FT%	OFF	DEF	TOT	AVG	PF	FO	A	TO	BLK	STL	PTS	AVG		
2020-21 Wisc	12-0	36/3.0	4-8	.500	0-1	.000	0-0	.000	4	5	9	0.8	9-0	2	3	1	0	8	0.7			
2021-22 Wisc	33-33	834/25.3	114-230	.496	26-82	.317	36-45	.800	48	96	144	4.4	84-1	48	31	9	9	290	8.8			
2022-23 Wisc	35-35	1071/30.6	173-339	.510	27-88	.307	52-82	.634	53	190	243	6.9	74-0	86	56	17	12	425	12.1			
2023-24 Wisc	36-36	1044/29.0	155-279	.556	26-58	.448	66-89	.742	85	176	261	7.3	92-2	76	60	17	11	402	11.2			
2024-25 Wisc	29-29	721/24.9	106-195	.544	19-53	.358	48-58	.828	38	121	159	5.5	61-3	73	41	15	14	279	9.6			
TOTAL	145-133	3705/25.6	552-1051	.525	98-282	.348	202-274	.737	228	588	816	5.6	320-6	285	191	59	46	1404	9.7			

25 | JOHN BLACKWELL

Sophomore | Guard | 6-4 | 203
Bloomfield Hills, Mich. | Brother Rice



X/Twitter: @_Johnblackwell1 | Instagram: @thejohnblackwell

GET TO KNOW JOHN

John Blackwell enjoyed a successful first year at Wisconsin, will step into a larger role during his sophomore season in 2024-25. Blackwell became the ninth player in program history to make the Big Ten All-Freshman Team. Along the way, he took home four Big Ten Freshman of the Week title, the first Badger to do so since Nigel Hayes. Blackwell averaged 8.0 points per game on very efficient shooting, his .455 3PT% was the best of any freshman in program history with at least 60 attempts. Despite playing just 18.5 minutes per game, Blackwell led the team in scoring four times. John's father, Glynn Blackwell, played four seasons at Illinois (1984-88) at shooting guard, appearing in 106 games (57 starts) for the Illini where he averaged 12.1 points per game as a senior.

INDIVIDUAL BENCHMARKS

	SEASON	CAREER
GP/GS:	29/29	63/30
10+ POINTS:	23	37
20+ POINTS:	6	6
30+ POINTS:	2	2
3+ 3FG MADE:	5	7
LED UW IN PTS:	7	11
LED UW IN 3FG:	5	11

TOP PERFORMANCES

- **vs Washington (2/25/25):** Secured first career double-double, leading the team with 24 points and collecting a career-high 10 rebounds in the victory.
- **vs Iowa (1/3/25):** Scored a career-high 32 pts, shooting 6-for-10 from the 3, plus 8 reb, 5 ast.
- **vs UTRGV (11/18/24):** Scored a then career-high 30 pts, shooting 11-for-18 from the floor, plus 7 reb, 3 ast.
- **vs Maryland (3/14/24):** Matched a then-career-high 18 pts (4-6 3FG) in the Big Ten Tournament.
- **at #3 Purdue (3/10/24):** Matched a career high with 18 points (7-10 FG, 2-3 3FG), plus 4 rebounds.
- **vs Rutgers (3/7/24):** Posted 17 points, one shy of his career high, finishing 9-for-10 at the free throw line, plus 8 rebounds and 2 steals.
- **at #1 Arizona (12/9/23):** Scored a team-high 17 points (4-5 3FG), while grabbing a team-high 7 rebounds.
- **vs Robert Morris (11/17/23):** Then career high 18 points (4-5 FG, 2-3 3FG, 8-10 FT) in 18 minutes off bench.

SEASON HIGHS

POINTS: 32 vs. Iowa (1/3/25)
FIELD GOALS: 11 (2x) MR vs. Iowa (1/3/25)
FG ATTEMPTS: 19 at Michigan State (3/2/25)
3-POINT FGS: 6 vs. Iowa (1/3/25)
3-POINT FGAS: 10 vs. Iowa (1/3/25)
FREE THROWS: 10 at UCLA (1/21/25)
FT ATTEMPTS: 12 at UCLA (1/21/25)
REBOUNDS: 10 vs. Washington (2/25/25)
ASSISTS: 5 (3x) MR vs. Iowa (1/3/25)
BLOCKS: 1 (2x) MR vs. Chicago St (11/30/24)
STEALS: 2 (8x) MR vs. Washington (2/25/25)
MINUTES: 40 vs. Oregon (2/22/25)

CAREER HIGHS

POINTS: 32 vs. Iowa (1/3/25)
FIELD GOALS: 11 (2x) MR vs. Iowa (1/3/25)
FG ATTEMPTS: 19 at Michigan State (3/2/25)
3-POINT FGS: 6 vs. Iowa (1/3/25)
3-POINT FGAS: 10 vs. Iowa (1/3/25)
FREE THROWS: 10 at UCLA (1/21/25)
FT ATTEMPTS: 12 at UCLA (1/21/25)
REBOUNDS: 9 (3x) MR vs. Michigan (12/3/24)
ASSISTS: 5 (3x) MR vs. Iowa (1/3/25)
BLOCKS: 1 (4x) MR vs. Chicago St (11/30/24)
STEALS: 2 (11x) MR vs. Washington (2/25/25)
MINUTES: 40 vs. Oregon (2/22/25)

GAME-BY-GAME STATISTICS

#25 BLACKWELL, John

Opponent	Date	GS	MIN	Total		3-Pointers		Free throws		Rebounds		PF	A	TO	BLK	STL	PTS	AVG			
				FG-FGA	PCT	3FG-3FGA	PCT	FT-FTA	PCT	OFF	DEF								TOT	AVG	
Holy Cross	11/04/2024	*	30:04	5-10	.500	2-4	.500	4-4	1.000	0	4	4	4.0	2	1	1	0	16	16.0		
Montana St.	11/07/2024	*	34:00	4-13	.308	3-6	.500	2-2	1.000	0	6	6	5.0	3	3	3	0	2	13	14.5	
App State	11/10/2024	*	23:33	4-10	.400	0-2	.000	0-1	.000	1	3	4	4.7	3	1	1	0	8	12.3		
Arizona	11/15/2024	*	25:41	3-8	.375	1-3	.333	7-8	.875	0	2	2	4.0	3	3	2	1	14	12.8		
UTRGV	11/18/2024	*	38:13	11-18	.611	2-5	.400	6-8	.750	2	5	7	4.6	3	3	1	0	30	16.2		
vs UCF	11/22/2024	*	25:46	6-10	.600	2-4	.500	3-5	.600	0	5	5	4.7	3	3	2	0	17	16.3		
vs Pittsburgh	11/24/2024	*	37:02	5-11	.455	0-2	.000	4-4	1.000	0	3	3	4.4	3	0	3	0	2	14	16.0	
Chicago St.	11/30/2024	*	26:45	2-8	.250	1-5	.200	2-2	1.000	1	3	4	4.4	2	0	1	1	7	14.9		
Michigan	12/03/2024	*	36:18	6-12	.500	0-1	.000	4-5	.800	4	5	9	4.9	2	2	5	0	1	16	15.0	
at Marquette	12/07/2024	*	34:57	7-11	.636	1-4	.250	2-3	.667	1	2	3	4.7	3	3	4	0	0	17	15.2	
at Illinois	12/10/2024	*	22:16	4-6	.667	0-1	.000	2-4	.500	2	3	5	4.7	5	0	2	0	10	14.7		
vs Butler	12/14/2024	*	29:31	4-9	.444	0-3	.000	2-2	1.000	1	0	1	4.4	4	5	0	0	10	14.3		
Detroit Mercy	12/22/2024	*	25:32	4-9	.444	1-5	.200	3-3	1.000	3	3	6	4.5	2	5	0	0	2	12	14.2	
Iowa	01/03/2025	*	32:22	11-18	.611	6-10	.600	4-4	1.000	0	8	8	4.8	2	5	2	0	0	32	15.4	
at Rutgers	01/06/2025	*	33:02	8-15	.533	1-4	.250	4-4	1.000	0	4	4	4.7	3	3	5	0	1	21	15.8	
Minnesota	01/10/2025	*	29:53	3-10	.300	1-5	.200	2-2	1.000	1	3	4	4.7	1	2	1	0	2	9	15.4	
Ohio St.	01/14/2025	*	30:55	5-12	.417	1-4	.250	4-6	.667	2	4	6	4.8	4	2	3	0	1	15	15.4	
at Southern California	01/18/2025	*	33:49	10-16	.625	2-7	.286	6-7	.857	0	5	5	4.8	1	1	3	0	2	28	16.1	
at UCLA	01/21/2025	*	33:51	5-14	.357	3-7	.429	10-12	.833	1	3	4	4.7	5	4	4	0	1	23	16.4	
Nebraska	01/26/2025	*	29:13	5-11	.455	4-7	.571	0-0	.000	1	3	4	4.7	0	1	3	0	1	14	16.3	
at Maryland	01/29/2025	*	26:56	3-6	.500	1-2	.500	3-5	.600	0	3	3	4.6	4	1	2	0	0	10	16.0	
at Northwestern	02/01/2025	*	25:40	2-8	.250	1-3	.333	0-0	.000	0	2	2	4.5	3	1	1	0	1	5	15.5	
Indiana	02/04/2025	*	29:12	3-12	.250	0-2	.000	2-2	1.000	1	7	8	4.7	2	1	3	0	2	8	15.2	
at Iowa	02/08/2025	*	33:03	7-15	.467	3-7	.429	2-3	.667	1	5	6	4.7	2	2	3	0	1	19	15.3	
at Purdue	02/15/2025	*	27:46	5-8	.625	1-3	.333	0-2	.000	2	2	4	4.7	2	2	0	0	0	11	15.2	
Illinois	02/18/2025	*	29:59	7-15	.467	1-4	.250	1-2	.500	2	4	6	4.7	3	4	2	0	2	16	15.2	
Oregon	02/22/2025	*	39:52	2-9	.222	0-6	.000	2-2	1.000	0	7	7	4.8	2	2	3	0	0	6	14.9	
Washington	02/25/2025	*	29:58	9-16	.563	4-7	.571	2-2	1.000	1	9	10	5.0	1	2	1	0	2	24	15.2	
at Michigan St.	03/02/2025	*	37:04	7-19	.368	0-6	.000	2-2	1.000	1	5	6	5.0	3	1	2	0	0	16	15.2	
Totals			29	892:12	157-339	.463	42-129	.326	85-106	.802	28	118	146	5.0	76	63	63	2	26	441	15.2

CAREER STATISTICS

BLACKWELL, John

			Field Goals		3-Point		F-Throws		Rebounds						Scoring					
SEASON	TEAM	GP-GS	MIN/AVG	FG-FGA	FG%	3FG-3FGA	3FG%	FT-FTA	FT%	OFF	DEF	TOT	AVG	PF-FO	A	TO	BLK	STL	PTS	AVG
2023-24	Wisc	34-1	628/18.5	82-184	.446	30-66	.455	78-95	.821	23	85	108	3.2	63-3	21	27	2	15	272	8.0
2024-25	Wisc	29-29	892/30.8	157-339	.463	42-129	.326	85-106	.802	28	118	146	5.0	76-2	63	63	2	26	441	15.2
TOTAL		63-30	1521/24.1	239-523	.457	72-195	.369	163-201	.811	51	203	254	4.0	139-5	84	90	4	41	713	11.3

31 | NOLAN WINTER

Sophomore | Forward | 7-0 | 235
Lakeville, Minn. | Lakeville North



X/Twitter: @NolanWinter5 | Instagram: @nolan_winter31

GET TO KNOW NOLAN

Nolan Winter made an immediate impact as a freshman last season. He played in all 36 games, averaging 9.4 minutes per game. Additionally, he appeared in all five postseason games for the Badgers. Winter played basketball at Lakeville North, the same high school program that current senior forward Tyler Wahl and former forward Nate Reuvers attended. . Nolan's father, Trevor, played Big Ten basketball as a 7-foot center on Minnesota's 1997 Final Four team, and Nolan's mother, Heidi, played volleyball for the Gophers.

INDIVIDUAL BENCHMARKS

	SEASON	CAREER
GP/GS:	29/29	65/29
10+ POINTS:	15	15
20+ POINTS:	1	1
5+ REBOUNDS:	20	22
10+ REBOUNDS:	3	3
DOUBLE-DOUBLES:	3	3
LED UW IN PTS:	3	3
LED UW IN REB:	12	14

TOP PERFORMANCES

- **at No. 8 Michigan State (3/2/25):** Secured a double-double with 12 points and a career-high 17 rebounds - the most rebounds by a Badger since 2002.
- **vs. Butler (12/14/24):** Led UW with a career-high 20 points, as well as 8 rebounds in a win against Butler in the Indy Classic.
- **vs. UCF (11/22/24):** Recorded his first-career double-double, finishing with 13 pts, 10 reb in win.
- **vs. Holy Cross (11/4/24):** Made his first career start, finishing with 15 points (6-6 FG, 2-2 3FG, 1-1 FT), plus 4 rebounds and 2 assists in the win.
- **vs Maryland (3/14/24):** Played 15 minutes off the bench, tallying 6 points, a team-high 5 rebounds and 2 assists in the Big Ten Tournament second round.
- **at Ohio State (1/10/24):** Scored a then-career-high 7 points (3-5 FG), plus 2 rebounds in the road win.

SEASON HIGHS

POINTS: 20 vs. Butler (12/14/24)
FIELD GOALS: 8 (2x) MR vs. Iowa (1/3/25)
FG ATTEMPTS: 15 vs. Butler (12/14/24)
3-POINT FGS: 2 (8x) MR at Purdue (2/15/25)
3-POINT FGAS: 7 at Illinois (12/10/24)
FREE THROWS: 4 (4x) MR at Michigan State (3/2/25)
FT ATTEMPTS: 6 at Northwestern (2/1/25)
REBOUNDS: 17 at Michigan State (3/2/25)
ASSISTS: 3 (2x) MR at Maryland (1/29/25)
BLOCKS: 2 vs. Nebraska (1/26/25)
STEALS: 2 (3x) MR at Illinois (12/10/24)
MINUTES: 29 (3x) MR vs. Butler (12/14/24)

CAREER HIGHS

POINTS: 20 vs. Butler (12/14/24)
FIELD GOALS: 8 (2x) MR vs. Iowa (1/3/25)
FG ATTEMPTS: 15 vs. Butler (12/14/24)
3-POINT FGS: 2 (8x) MR at Michigan State (3/2/25)
3-POINT FGAS: 7 at Illinois (12/10/24)
FREE THROWS: 4 (4x) MR at Michigan State (3/2/25)
FT ATTEMPTS: 6 at Northwestern (2/1/25)
REBOUNDS: 17 at Michigan State (3/2/25)
ASSISTS: 3 (2x) MR at Maryland (1/29/25)
BLOCKS: 2 vs. Nebraska (1/26/25)
STEALS: 2 (3x) MR at Illinois (12/10/24)
MINUTES: 29 (3x) MR vs. Butler (12/14/24)

GAME-BY-GAME STATISTICS

#31 WINTER, Nolan

Opponent	Date	GS	MIN	Total		3-Pointers		Free throws		Rebounds			PF	A	TO	BLK	STL	PTS	AVG		
				FG-FGA	PCT	3FG-3FGA	PCT	FT-FTA	PCT	OFF	DEF	TOT								AVG	
Holy Cross	11/04/2024	*	20:11	6-6	1.000	2-2	1.000	1-1	1.000	1	3	4	4.0	2	2	0	1	0	15	15.0	
Montana St.	11/07/2024	*	20:51	3-6	.500	0-1	.000	0-0	.000	1	7	8	6.0	1	1	0	1	1	6	10.5	
App State	11/10/2024	*	22:52	3-5	.600	1-2	.500	3-5	.600	6	2	8	6.7	3	0	1	0	2	10	10.3	
Arizona	11/15/2024	*	12:06	1-3	.333	0-1	.000	2-2	1.000	0	3	3	5.8	3	1	0	1	1	4	8.8	
UTRGV	11/18/2024	*	11:57	2-3	.667	0-0	.000	2-2	1.000	1	2	3	5.2	0	1	0	0	0	6	8.2	
vs UCF	11/22/2024	*	28:21	5-8	.625	1-2	.500	2-3	.667	5	5	10	6.0	0	1	2	0	0	13	9.0	
vs Pittsburgh	11/24/2024	*	20:00	5-7	.714	1-3	.333	0-0	.000	0	3	3	5.6	2	0	0	0	0	11	9.3	
Chicago St.	11/30/2024	*	20:25	4-4	1.000	1-1	1.000	3-3	1.000	0	6	6	5.6	0	1	0	0	0	12	9.6	
Michigan	12/03/2024	*	29:01	4-10	.400	0-3	.000	0-1	.000	2	3	5	5.6	3	2	1	0	2	8	9.4	
at Marquette	12/07/2024	*	20:44	3-4	.750	0-1	.000	1-1	1.000	1	1	2	5.2	1	2	0	1	0	7	9.2	
at Illinois	12/10/2024	*	28:44	5-11	.455	2-7	.286	3-3	1.000	3	4	7	5.4	0	1	1	0	2	15	9.7	
vs Butler	12/14/2024	*	28:47	8-15	.533	1-4	.250	3-4	.750	3	5	8	5.6	2	1	0	1	0	20	10.6	
Detroit Mercy	12/22/2024	*	21:28	6-9	.667	2-5	.400	4-4	1.000	5	6	11	6.0	0	0	2	1	0	18	11.2	
Iowa	01/03/2025	*	24:57	8-11	.727	1-2	.500	1-2	.500	2	6	8	6.1	2	0	1	0	0	18	11.6	
at Rutgers	01/06/2025	*	22:58	2-3	.667	1-2	.500	0-0	.000	0	6	6	6.1	1	1	3	0	0	5	11.2	
Minnesota	01/10/2025	*	20:54	2-4	.500	1-2	.500	3-4	.750	4	2	6	6.1	3	1	1	0	0	8	11.0	
Ohio St.	01/14/2025	*	18:07	0-3	.000	0-2	.000	4-4	1.000	1	5	6	6.1	2	1	1	0	0	4	10.6	
at Southern California	01/18/2025	*	27:30	6-7	.857	1-2	.500	0-0	.000	2	3	5	6.1	3	3	0	0	1	13	10.7	
at UCLA	01/21/2025	*	18:36	2-4	.500	1-2	.500	0-0	.000	0	1	1	5.8	1	0	1	0	0	5	10.4	
Nebraska	01/26/2025	*	17:06	2-3	.667	2-2	1.000	0-0	.000	0	7	7	5.9	0	2	0	2	1	6	10.2	
at Maryland	01/29/2025	*	20:29	3-8	.375	1-3	.333	2-3	.667	0	2	2	5.7	4	3	0	1	0	9	10.1	
at Northwestern	02/01/2025	*	20:19	2-5	.400	2-4	.500	4-6	.667	1	4	5	5.6	2	1	2	0	0	10	10.1	
Indiana	02/04/2025	*	20:53	5-7	.714	2-3	.667	0-0	.000	3	2	5	5.6	2	1	0	0	0	12	10.2	
at Iowa	02/08/2025	*	19:03	2-8	.250	0-3	.000	0-0	.000	3	4	7	5.7	0	0	1	0	0	4	10.0	
at Purdue	02/15/2025	*	28:05	4-7	.571	2-5	.400	2-4	.500	0	5	5	5.6	3	0	0	0	1	12	10.0	
Illinois	02/18/2025	*	16:57	3-8	.375	0-4	.000	1-2	.500	4	4	8	5.7	0	1	0	0	1	7	9.9	
Oregon	02/22/2025	*	25:26	5-8	.625	1-2	.500	0-0	.000	1	2	3	5.6	1	0	0	0	0	11	10.0	
Washington	02/25/2025	*	20:12	2-4	.500	1-3	.333	1-2	.500	3	4	7	5.7	0	1	1	1	0	6	9.8	
at Michigan St.	03/02/2025	*	28:47	3-8	.375	2-6	.333	4-4	1.000	3	14	17	6.1	0	1	1	1	0	12	9.9	
Totals			29	635:45	106-189	.561	29-79	.367	46-60	.767	55	121	176	6.1	41	29	19	11	12	287	9.9

CAREER STATISTICS

WINTER, Nolan

		Field Goals				3-Point		F-Throws		Rebounds										Scoring	
SEASON	TEAM	GP-GS	MIN/AVG	FG-FGA	FG%	3FG-3FGA	3FG%	FT-FTA	FT%	OFF	DEF	TOT	AVG	PF-FO	A	TO	BLK	STL	PTS	AVG	
2023-24	Wisc	36-0	339/9.4	30-71	.423	12-39	.308	16-23	.696	16	48	64	1.8	33-1	12	11	1	7	88	2.4	
2024-25	Wisc	29-29	636/21.9	106-189	.561	29-79	.367	46-60	.767	55	121	176	6.1	41-0	29	19	11	12	287	9.9	
TOTAL		65-29	975/15.0	136-260	.523	41-118	.347	62-83	.747	71	169	240	3.7	74-1	41	30	12	19	375	5.8	

33 | JACK JANICKI

R-Freshman | Guard | 6-5 | 198
White Bear Lake, Minn. | White Bear Lake HS



X: @jackjackjanicki | Instagram: @jackjackjanicki

GET TO KNOW JACK

Jack Janicki joined Wisconsin as a preferred walk-on ahead of the 2023-24 season. After redshirting last season, Janicki will make his debut for the Badgers in 2024-25. The 6-foot-5 guard was a prolific scorer for White Bear Lake, breaking the school's scoring record and becoming the first player in program history to score 2,000 career points. As a senior, he averaged 22 points, six rebounds and four assists per game while leading the Bears to a 23-8 record and a fifth-place finish in the program's first state tournament appearance since 2000. Janicki's parents are Kevin Janicki and Stacy Fields. His mother, Stacy, was an All-American basketball player at Notre Dame. Jack has two older sisters, Ella Janicki and Sophie Janicki. His sister, Ella, is also a student at the University of Wisconsin, and his aunt, Laurel Fields, attended UW-Madison in the '90s.

INDIVIDUAL BENCHMARKS

	SEASON	CAREER
GP/GS	29/0	29/0
5+ POINTS:	5	5
10+ POINTS:	1	1
3+ 3-PTERS MADE:	1	1
3+ ASSISTS:	2	2
2+ STEALS:	2	2
10+ MINUTES PLAYED:	16	16

TOP PERFORMANCES

- **vs. #7 Purdue (2/15/25):** Stepped up in 17 minutes off the bench at #7 Purdue, going 3-for-4 on 3FG for a career-high 11 points. Collected a block on the defensive side.
- **vs. #9 Arizona (11/15/24):** Played a career high 19 minutes off the bench vs. #9 Arizona, scoring a then career high 9 points (2-6 FG, 2-4 3FG), plus 2 assists, 2 rebounds and 1 steal in the win.
- **vs. Holy Cross (11/4/24):** Made his Badger debut, tallying 2 assists and 1 rebound while playing 11 minutes in the win.

SEASON HIGHS

POINTS: 11 at Purdue (2/15/25)
FIELD GOALS: 4 at Purdue (2/15/25)
FG ATTEMPTS: 6 (2x) MR at Purdue (2/15/25)
3-POINT FGS: 3 at Purdue (2/15/25)
3-POINT FGAS: 4 (2x) MR at Purdue (2/15/25)
FREE THROWS: 1 (3x) MR at Michigan State (3/2/25)
FT ATTEMPTS: 2 (2x) MR vs. Washington (2/25/25)
REBOUNDS: 5 vs. Chicago State (11/30/24)
ASSISTS: 3 (2x) MR vs. Illinois (2/18/25)
BLOCKS: 3 vs. Detroit Mercy (12/22/24)
STEALS: 2 (2x) MR vs. Washington (2/25/25)
MINUTES: 19 (2x) MR vs. Washington(2/25/25)

CAREER HIGHS

POINTS: 11 at Purdue (2/15/25)
FIELD GOALS: 4 at Purdue (2/15/25)
FG ATTEMPTS: 6 (2x) MR at Purdue (2/15/25)
3-POINT FGS: 3 at Purdue (2/15/25)
3-POINT FGAS: 4 (2x) MR at Purdue (2/15/25)
FREE THROWS: 1 (3x) MR at Michigan State (3/2/25)
FT ATTEMPTS: 2 (2x) MR vs. Washington (2/25/25)
REBOUNDS: 5 vs. Chicago State (11/30/24)
ASSISTS: 3 (2x) MR vs. Illinois (2/18/25)
BLOCKS: 3 vs. Detroit Mercy (12/22/24)
STEALS: 2 (2x) MR vs. Washington (2/25/25)
MINUTES: 19 (2x) MR vs. Washington (2/25/25)

GAME-BY-GAME STATISTICS

#33 JANICKI, Jack

Opponent	Date	GS	MIN	Total		3-Pointers		Free throws		Rebounds		PF	A	TO	BLK	STL	PTS	AVG	
				FG-FGA	PCT	3FG-3FGA	PCT	FT-FTA	PCT	OFF	DEF								TOT
Holy Cross	11/04/2024		10:56	0-1	.000	0-1	.000	0-0	.000	0	1	1	1.0	1	2	0	0	0.0	
Montana St.	11/07/2024		02:06	0-0	.000	0-0	.000	0-0	.000	0	0	0	0.5	1	0	0	0	0.0	
App State	11/10/2024		08:55	0-1	.000	0-1	.000	0-0	.000	0	3	3	1.3	1	1	0	0	0.0	
Arizona	11/15/2024		19:07	3-6	.500	2-4	.500	1-2	.500	0	2	2	1.5	3	2	0	1	9.23	
UTRGV	11/18/2024		10:28	1-1	1.000	1-1	1.000	0-0	.000	0	0	1	1.2	1	0	0	1	3.24	
vs UCF	11/22/2024		14:34	1-3	.333	1-2	.500	0-0	.000	1	0	1	1.2	3	1	0	1	3.25	
vs Pittsburgh	11/24/2024		07:45	0-1	.000	0-1	.000	0-0	.000	0	1	1	1.1	0	1	1	0	2.1	
Chicago St.	11/30/2024		18:11	1-3	.333	1-3	.333	0-0	.000	1	4	5	1.6	2	1	1	0	3.23	
Michigan	12/03/2024		04:38	0-1	.000	0-1	.000	0-0	.000	0	0	0	1.4	0	1	0	0	2.0	
at Marquette	12/07/2024		08:01	0-2	.000	0-2	.000	0-0	.000	0	1	1	1.4	1	0	0	0	0.18	
at Illinois	12/10/2024		17:17	1-1	1.000	1-1	1.000	0-0	.000	0	2	2	1.5	1	3	0	1	3.19	
vs Butler	12/14/2024		06:13	0-0	.000	0-0	.000	0-0	.000	0	1	1	1.4	2	1	0	0	0.18	
Detroit Mercy	12/22/2024		13:19	2-4	.500	1-3	.333	0-0	.000	0	3	3	1.5	0	1	3	0	5.20	
Iowa	01/03/2025		11:38	0-1	.000	0-1	.000	0-0	.000	0	0	0	1.4	1	2	0	0	0.19	
at Rutgers	01/06/2025		06:21	0-1	.000	0-1	.000	0-0	.000	0	0	0	1.3	2	0	0	0	0.17	
Minnesota	01/10/2025		15:44	2-4	.500	0-0	.000	0-0	.000	1	1	2	1.4	2	1	0	0	2.19	
Ohio St.	01/14/2025		07:47	0-2	.000	0-2	.000	0-0	.000	0	1	1	1.4	0	0	0	0	0.18	
at Southern California	01/18/2025		06:50	0-1	.000	0-1	.000	0-0	.000	0	1	1	1.3	1	0	0	0	0.17	
at UCLA	01/21/2025		03:14	0-0	.000	0-0	.000	0-0	.000	0	0	0	1.3	1	0	0	0	0.16	
Nebraska	01/26/2025		10:42	3-3	1.000	1-1	1.000	0-0	.000	0	0	0	1.2	0	0	0	1	7.19	
at Maryland	01/29/2025		09:05	0-0	.000	0-0	.000	0-0	.000	0	0	0	1.1	0	0	0	1	0.18	
at Northwestern	02/01/2025		07:54	0-2	.000	0-2	.000	0-0	.000	1	0	1	1.1	1	1	0	0	0.17	
Indiana	02/04/2025		11:33	0-1	.000	0-0	.000	0-0	.000	0	1	1	1.1	1	1	0	0	0.16	
at Iowa	02/08/2025		04:23	1-2	.500	1-2	.500	0-0	.000	0	0	0	1.1	1	0	0	0	3.17	
at Purdue	02/15/2025		17:14	4-6	.667	3-4	.750	0-0	.000	0	1	1	1.1	0	2	0	1	11.20	
Illinois	02/18/2025		10:45	0-0	.000	0-0	.000	0-0	.000	0	2	2	1.1	1	3	0	1	0.20	
Oregon	02/22/2025		14:15	0-0	.000	0-0	.000	0-0	.000	0	3	3	1.2	1	0	1	0	0.19	
Washington	02/25/2025		19:20	3-4	.750	1-2	.500	1-2	.500	2	2	4	1.3	1	2	0	2	8.21	
at Michigan St.	03/02/2025		13:05	1-1	1.000	0-0	.000	1-1	1.000	0	1	1	1.3	3	0	0	1	3.21	
Totals			0 311:19	23-52	.442	13-36	.361	3-5	.600	6	31	37	1.3	32	25	4	7	11	62.21

CAREER STATISTICS

JANICKI, Jack

SEASON	TEAM	GP-GS	MIN/AVG	Field Goals		3-Point		F-Throws		Rebounds		PF-FO		A	TO	BLK	STL	Scoring	
				FG-FGA	FG%	3FG-3FGA	3FG%	FT-FTA	FT%	OFF	DEF	TOT	AVG					PTS	AVG
2024-25	Wisc	29-0	311/10.7	23-52	.442	13-36	.361	3-5	.600	6	31	37	1.3	32-0	25	4	7	11	62.21
TOTAL		29-0	311/10.7	23-52	.442	13-36	.361	3-5	.600	6	31	37	1.3	32-0	25	4	7	11	62.21

35 | MARKUS ILVER

Senior | Forward | 6-9 | 232
Tallinn, Estonia | Western Reserve Academy (Ohio)



X/Twitter: @MarkusIlver | Instagram: @markus_ilver

GET TO KNOW MARKUS

Markus Ilver broke new ground in 2023-24, playing in a career high 27 games. The 6-foot-8, combo forward's biggest contribution came on the road against Purdue, playing 10 minutes, with five points, and a career high two blocks. He also averaged 13 minutes per game in the three Big Ten Tournament games he appeared in. For his career, Ilver earned Academic All-Big Ten honors in both 2023 and 2024. During the summer of 2022, Ilver represented Estonia at the FIBA U20 European Championship in Tbilisi, helping lead his country to a third-place finish.

INDIVIDUAL BENCHMARKS

	SEASON	CAREER
GP/GS:	16/0	69/0
5+ POINTS:	2	7
10+ POINTS:	0	0
2+ 3FGS:	2	3
10+ MIN PLAYED:	2	16

TOP PERFORMANCES

- **at Penn State (1/16/24):** Played 5 minutes, tallying 3 points (1-1 3FG), 5 rebounds, 1 block and 1 assist.
- **at Illinois (1/7/23):** Played a career high 19 minutes, finishing with 2 points and 3 rebounds.
- **vs Dayton (11/23/22):** Scored 6 points (2-4 3FG) while playing 10 minutes off the bench vs. Dayton.

SEASON HIGHS

POINTS: 8 vs. Detroit Mercy (12/22/24)
FIELD GOALS: 2 (2x) MR vs. Minnesota (1/10/25)
FG ATTEMPTS: 4 (3x) MR vs. Washington (2/25/25)
3-POINT FGS: 2 (2x) MR vs. Minnesota (1/10/25)
3-POINT FGAS: 4 vs. Detroit Mercy (12/22/24)
FREE THROWS: 2 vs. Detroit Mercy (12/22/24)
FT ATTEMPTS: 2 vs. Detroit Mercy (12/22/24)
REBOUNDS: 3 vs. App State (11/10/24)
ASSISTS: 1 vs. Holy Cross (11/4/24)
BLOCKS: 1 (2x) MR vs. App State (11/10/24)
STEALS: 1 (2x) MR vs. App State (11/10/24)
MINUTES: 10 (2x) MR vs. Minnesota (1/10/25)

CAREER HIGHS

POINTS: 8 vs. Detroit Mercy (12/22/24)
FIELD GOALS: 2 (4x) MR vs. Detroit Mercy (12/22/24)
FG ATTEMPTS: 6 (2x) MR at Purdue (3/10/24)
3-POINT FGS: 2 (3x) MR vs. Minnesota (1/10/25)
3-POINT FGAS: 4 (2x) MR vs. Detroit Mercy (12/22/24)
FREE THROWS: 3 vs. Green Bay (11/12/21)
FT ATTEMPTS: 4 vs. Green Bay (11/12/21)
REBOUNDS: 5 (3x) MR at Penn State (1/16/24)
ASSISTS: 1 (8x) MR vs. Holy Cross (11/4/24)
BLOCKS: 1 (3x) MR vs. Holy Cross (11/4/24)
STEALS: 2 (2x) MR at Purdue (3/10/24)
MINUTES: 19 vs. Arkansas State (11/6/23)

GAME-BY-GAME STATISTICS

#35 ILVER, Markus

Opponent	Date	GS	MIN	Total		3-Pointers		Free throws		Rebounds				PF	A	TO	BLK	STL	PTS	AVG
				FG-FGA	PCT	3FG-3FGA	PCT	FT-FTA	PCT	OFF	DEF	TOT	AVG							
Holy Cross	11/04/2024		03:20	0-0	.000	0-0	.000	0-0	.000	0	0	0	0.0	0	1	0	1	0	0	0.0
Montana St.	11/07/2024		04:48	0-0	.000	0-0	.000	0-0	.000	0	0	0	0.0	1	0	1	0	0	0	0.0
App State	11/10/2024		05:28	1-4	.250	0-2	.000	1-1	1.000	1	2	3	1.0	1	0	0	1	1	3	1.0
Arizona	11/15/2024		01:32	0-1	.000	0-1	.000	0-0	.000	0	0	0	0.8	1	0	0	0	0	0	0.8
vs UCF	11/22/2024		02:33	0-0	.000	0-0	.000	0-0	.000	0	0	0	0.6	1	0	0	0	0	0	0.6
Chicago St.	11/30/2024		02:20	1-3	.333	1-2	.500	0-0	.000	0	0	0	0.5	0	0	0	0	0	3	1.0
Detroit Mercy	12/22/2024		09:47	2-4	.500	2-4	.500	2-2	1.000	0	1	1	0.6	1	0	1	0	0	8	2.0
Iowa	01/03/2025		04:51	1-2	.500	1-1	1.000	0-0	.000	1	0	1	0.6	1	0	1	0	0	3	2.1
Minnesota	01/10/2025		10:24	2-3	.667	2-3	.667	0-0	.000	0	2	2	0.8	1	0	0	0	0	6	2.6
at Southern California	01/18/2025		00:39	0-0	.000	0-0	.000	0-0	.000	0	0	0	0.7	0	0	0	0	0	0	2.3
at UCLA	01/21/2025		01:56	0-1	.000	0-1	.000	0-0	.000	0	0	0	0.6	0	0	0	0	0	0	2.1
Nebraska	01/26/2025		05:51	1-3	.333	0-1	.000	0-0	.000	0	2	2	0.8	1	0	1	0	0	2	2.1
Indiana	02/04/2025		01:17	0-1	.000	0-1	.000	0-0	.000	0	0	0	0.7	0	0	0	0	0	0	1.9
Illinois	02/18/2025		01:19	0-0	.000	0-0	.000	0-0	.000	0	0	0	0.6	0	0	0	0	0	0	1.8
Washington	02/25/2025		04:35	1-4	.250	0-3	.000	1-1	1.000	0	0	0	0.6	0	0	0	0	0	3	1.9
at Michigan St.	03/02/2025		03:15	1-2	.500	1-2	.500	0-0	.000	0	0	0	0.6	0	0	0	0	0	3	1.9
Totals			0 63:54	10-28	.357	7-21	.333	4-4	1.000	2	7	9	0.6	8	1	4	2	2	31	1.9

CAREER STATISTICS

ILVER, Markus

SEASON	TEAM	GP-GS	MIN/AVG	Field Goals		3-Point		F-Throws		Rebounds				Scoring						
				FG-FGA	FG%	3FG-3FGA	3FG%	FT-FTA	FT%	OFF	DEF	TOT	AVG	PF-FO	A	TO	BLK	STL	PTS	AVG
2021-22	Wisc	8-0	28/3.4	1-8	.125	0-5	.000	3-4	.750	1	3	4	0.5	7-0	0	2	0	0	5	0.6
2022-23	Wisc	18-0	119/6.6	11-37	.297	5-21	.238	2-2	1.000	5	12	17	0.9	10-0	3	2	0	1	29	1.6
2023-24	Wisc	27-0	160/5.9	11-35	.314	7-28	.250	2-3	.667	12	23	35	1.3	19-0	6	5	2	5	31	1.1
2024-25	Wisc	16-0	64/4.0	10-28	.357	7-21	.333	4-4	1.000	2	7	9	0.6	8-0	1	4	2	2	31	1.9
TOTAL		69-0	370/5.4	33-108	.306	19-75	.253	11-13	.846	20	45	65	0.9	44-0	10	13	4	8	96	1.4

2024-25 OVERALL STATISTICS

Game Records

Record	Overall	Home	Away	Neutral
ALL GAMES	22-7	14-2	5-5	3-0
CONFERENCE	12-6	7-2	5-4	0-0
NON-CONFERENCE	10-1	7-0	0-1	3-0

Score by Periods

Team	1st	2nd	OT	TOT
Wisconsin	1128	1220	7	2355
Opponents	947	1088	11	2046

Team Box Score

No.	Player				Total		3-Point		F-Throw		Rebounds											
		GP-GS	MIN	AVG	FG-FGA	FG%	3FG-3FGA	3FG%	FT-FTA	FT%	OFF	DEF	TOT	AVG	PF	DQ	A	TO	BLK	STL	PTS	AVG
9	TONJE, John	29-29	899:43	31.0	160-340	.471	64-170	.376	172-188	.915	22	121	143	4.9	49	0	50	61	5	22	556	19.2
25	BLACKWELL, John	29-29	892:12	30.8	157-339	.463	42-129	.326	85-106	.802	28	118	146	5.0	76	2	63	63	2	26	441	15.2
31	WINTER, Nolan	29-29	635:45	21.9	106-189	.561	29-79	.367	46-60	.767	55	121	176	6.1	41	0	29	19	11	12	287	9.9
11	KLESMIT, Max	27-27	768:08	28.4	79-224	.353	45-156	.288	60-71	.845	7	59	66	2.4	40	0	74	31	2	25	263	9.7
22	CROWL, Steven	29-29	720:54	24.9	106-195	.544	19-53	.358	48-58	.828	38	121	159	5.5	61	3	73	41	15	14	279	9.6
4	MCGEE, Kamari	29-2	632:04	21.8	70-143	.490	32-64	.500	27-32	.844	15	59	74	2.6	63	2	57	18	1	27	199	6.9
13	AMOS, Xavier	29-0	283:59	9.8	36-93	.387	17-52	.327	19-26	.731	10	40	50	1.7	27	0	13	16	5	7	108	3.7
7	GILMORE, Carter	29-0	515:38	17.8	40-81	.494	17-43	.395	9-13	.692	22	50	72	2.5	61	2	34	15	12	6	106	3.7
33	JANICKI, Jack	29-0	311:19	10.7	23-52	.442	13-36	.361	3-5	.600	6	31	37	1.3	32	0	25	4	7	11	62	2.1
5	ILVER, Markus	16-0	63:54	4.0	10-28	.357	7-21	.333	4-4	1.000	2	7	9	0.6	8	0	1	4	2	2	31	1.9
18	GREPPI, Riccardo	8-0	19:37	2.5	2-3	.667	0-1	.000	4-6	.667	4	5	9	1.1	3	0	1	1	1	0	8	1.0
2	ROBISON, Jack	12-0	14:03	1.2	2-4	.500	2-2	1.000	0-0	.000	2	1	3	0.3	1	0	1	0	0	0	6	0.5
3	HUNTER, Camren	7-0	14:40	2.1	1-5	.200	1-2	.500	0-0	.000	2	3	5	0.7	3	0	1	0	0	0	3	0.4
15	GARD, Isaac	11-0	11:40	1.1	1-1	1.000	1-1	1.000	0-0	.000	0	2	2	0.2	1	0	1	0	0	0	3	0.3
5	FREITAG, Daniel	11-0	26:19	2.4	1-9	.111	0-6	.000	0-3	.000	2	2	4	0.4	9	0	3	1	0	1	2	0.2
21	HODGES, Chris	12-0	12:01	1.0	0-2	.000	0-1	.000	1-2	.500	0	0	0	0.0	1	0	0	1	0	1	1	0.1
14	KONOP, Aidan	4-0	03:03	0.8	0-0	.000	0-0	.000	0-0	.000	0	0	0	0.0	0	0	0	0	0	0	0	0.0
Team											50	46	96					11				
Total		29	5825		794-1708	.465	289-816	.354	478-574	.833	265	786	1051	36.2	476	9	426	286	63	154	2355	81.2
Opponents		29	5825		738-1766	.418	226-689	.328	344-477	.721	281	685	966	33.3	533	9	348	297	96	145	2046	70.6

Team Statistics

	WISC	OPP
Scoring	2355	2046
Points per game	81.2	70.6
Scoring margin	+10.7	-
Field goals-att	794-1708	738-1766
Field goal pct	.465	.418
3 point fg-att	289-816	226-689
3-point FG pct	.354	.328
3-pt FG made per game	10.0	7.8
Free throws-att	478-574	344-477
Free throw pct	.833	.721
F-Throws made per game	16.5	11.9
Rebounds	1051	966
Rebounds per game	36.2	33.3
Rebounding margin	+2.9	-
Assists	426	348
Assists per game	14.7	12.0
Turnovers	286	297
Turnovers per game	9.9	10.2
Turnover margin	+0.4	-
Assist/turnover ratio	1.5	1.2
Steals	154	145
Steals per game	5.3	5.0
Blocks	63	96
Blocks per game	2.2	3.3
Winning streak	0	-
Home win streak	1	-
Attendance	238271	122639
Home games-Avg/Game	16-14892	10-12264
Neutral site-Avg/Game	-	3-5756

Team Results

Date	Opponent		Score	Att.
11/04/2024	Holy Cross	W	85-61	13451
11/07/2024	Montana St.	W	79-67	13554
11/10/2024	App State	W	87-56	13913
11/15/2024	Arizona	W	103-88	16838
11/18/2024	UTRGV	W	87-84	13423
11/22/2024	vs UCF	W	86-70	1112
11/24/2024	vs Pittsburgh	W	81-75	1112
11/30/2024	Chicago St.	W	74-53	14711
12/03/2024	Michigan	L	64-67	14582
12/07/2024	at Marquette	L	74-88	18107
12/10/2024	at Illinois	L	80-86	15544
12/14/2024	vs Butler	W	83-74	15045
12/22/2024	Detroit Mercy	W	76-53	14098
01/03/2025	Iowa	W	116-85	16838
01/06/2025	at Rutgers	W	75-63	8000
01/10/2025	Minnesota	W	80-59	14239
01/14/2025	Ohio St.	W	70-68	14527
01/18/2025	at Southern California	W	84-69	6938
01/21/2025	at UCLA	L	83-85	6695
01/26/2025	Nebraska	W	83-55	16838
01/29/2025	at Maryland	L	68-76	17950
02/01/2025	at Northwestern	W	75-69	7039
02/04/2025	Indiana	W	76-64	14447
02/08/2025	at Iowa	W	74-63	12693
02/15/2025	at Purdue	W	94-84	14876
02/18/2025	Illinois	W	95-74	15170
02/22/2025	Oregon	Lot	73-77	16838
02/25/2025	Washington	W	88-62	14804
03/02/2025	at Michigan St.	L	62-71	14797

2024-25 BIG TEN STATISTICS

Game Records

Record	Overall	Home	Away	Neutral
ALL GAMES	12-6	7-2	5-4	0-0
CONFERENCE	12-6	7-2	5-4	0-0
NON-CONFERENCE	0-0	0-0	0-0	0-0

Score by Periods

Team	1st	2nd	OT	TOT
Wisconsin	685	748	7	1440
Opponents	576	690	11	1277

Team Box Score

No.	Player				Total		3-Point		F-Throw		Rebounds													
		GP-GS	MIN	AVG	FG-FGA	FG%	3FG-3FGA	3FG%	FT-FTA	FT%	OFF	DEF	TOT	AVG	PF	DQ	A	TO	BLK	STL	PTS	AVG		
9	TONJE, John	18-18	568:51	31.6	104-222	.468	46-120	.383	85-96	.885	11	74	85	4.7	27	0	27	35	5	16	339	18.8		
25	BLACKWELL, John	18-18	561:10	31.2	102-222	.459	29-86	.337	50-64	.781	19	82	101	5.6	45	2	36	45	0	17	283	15.7		
22	CROWL, Steven	18-18	454:14	25.2	64-115	.557	15-38	.395	33-37	.892	21	75	96	5.3	42	1	41	25	10	11	176	9.8		
31	WINTER, Nolan	18-18	408:04	22.7	60-119	.504	20-57	.351	25-35	.714	32	78	110	6.1	27	0	19	14	5	8	165	9.2		
11	KLESMIT, Max	16-16	426:37	26.7	45-122	.369	23-82	.280	25-34	.735	5	41	46	2.9	22	0	44	20	1	11	138	8.6		
4	MCGEE, Kamari	18-2	395:30	22.0	45-97	.464	21-42	.500	20-24	.833	12	33	45	2.5	30	0	38	12	1	18	131	7.3		
7	GILMORE, Carter	18-0	363:09	20.2	31-61	.508	15-33	.455	4-6	.667	15	36	51	2.8	43	2	20	11	8	3	81	4.5		
13	AMOS, Xavier	18-0	173:56	9.7	21-48	.438	10-29	.345	10-16	.625	6	20	26	1.4	16	0	10	9	5	3	62	3.4		
33	JANICKI, Jack	18-0	191:43	10.7	15-30	.500	7-18	.389	2-3	.667	4	15	19	1.1	17	0	16	1	3	7	39	2.2		
35	ILVER, Markus	9-0	34:07	3.8	6-16	.375	4-12	.333	1-1	1.000	1	4	5	0.6	3	0	0	2	0	0	17	1.9		
3	HUNTER, Camren	2-0	03:31	1.8	1-1	1.000	1-1	1.000	0-0	.000	0	1	1	0.5	1	0	0	0	0	0	3	1.5		
18	GREPPI, Riccardo	4-0	08:42	2.2	2-3	.667	0-1	.000	0-0	.000	0	2	2	0.5	3	0	0	0	0	0	4	1.0		
5	FREITAG, Daniel	5-0	10:47	2.2	1-3	.333	0-1	.000	0-3	.000	1	1	2	0.4	2	0	1	1	0	0	2	0.4		
14	KONOP, Aidan	1-0	00:31	0.5	0-0	.000	0-0	.000	0-0	.000	0	0	0	0.0	0	0	0	0	0	0	0	0.0		
2	ROBISON, Jack	6-0	07:58	1.3	0-2	.000	0-0	.000	0-0	.000	1	1	2	0.3	0	0	1	0	0	0	0	0.0		
15	GARD, Isaac	7-0	09:02	1.3	0-0	.000	0-0	.000	0-0	.000	0	1	1	0.1	0	0	1	0	0	0	0	0.0		
21	HODGES, Chris	6-0	07:09	1.2	0-1	.000	0-1	.000	0-0	.000	0	0	0	0.0	0	0	0	1	0	1	0	0.0		
Team											33	27	60					7						
Total		18	3625		497-1062	.468	191-521	.367	255-319	.799	161	491	652	36.2	278	5	254	183	38	95	1440	80.0		
Opponents		18	3625		465-1106	.420	148-436	.339	199-280	.711	178	426	604	33.6	310	6	236	181	68	98	1277	70.9		

Team Statistics

	WISC	OPP
Scoring	1440	1277
Points per game	80.0	70.9
Scoring margin	+9.1	-
Field goals-att	497-1062	465-1106
Field goal pct	.468	.420
3 point fg-att	191-521	148-436
3-point FG pct	.367	.339
3-pt FG made per game	10.6	8.2
Free throws-att	255-319	199-280
Free throw pct	.799	.711
F-Throws made per game	14.2	11.1
Rebounds	652	604
Rebounds per game	36.2	33.6
Rebounding margin	+2.7	-
Assists	254	236
Assists per game	14.1	13.1
Turnovers	183	181
Turnovers per game	10.2	10.1
Turnover margin	-0.1	-
Assist/turnover ratio	1.4	1.3
Steals	95	98
Steals per game	5.3	5.4
Blocks	38	68
Blocks per game	2.1	3.8
Winning streak	0	-
Home win streak	1	-
Attendance	138283	104532
Home games-Avg/Game	9-15365	9-11615
Neutral site-Avg/Game	-	0-0

Team Results

Date	Opponent		Score	Att.
12/03/2024	Michigan	L	64-67	14582
12/10/2024	at Illinois	L	80-86	15544
01/03/2025	Iowa	W	116-85	16838
01/06/2025	at Rutgers	W	75-63	8000
01/10/2025	Minnesota	W	80-59	14239
01/14/2025	Ohio St.	W	70-68	14527
01/18/2025	at Southern California	W	84-69	6938
01/21/2025	at UCLA	L	83-85	6695
01/26/2025	Nebraska	W	83-55	16838
01/29/2025	at Maryland	L	68-76	17950
02/01/2025	at Northwestern	W	75-69	7039
02/04/2025	Indiana	W	76-64	14447
02/08/2025	at Iowa	W	74-63	12693
02/15/2025	at Purdue	W	94-84	14876
02/18/2025	Illinois	W	95-74	15170
02/22/2025	Oregon	Lot	73-77	16838
02/25/2025	Washington	W	88-62	14804
03/02/2025	at Michigan St.	L	62-71	14797

2024-25 HOME STATISTICS

Game Records

Record	Overall	Home	Away	Neutral
ALL GAMES	14-2	14-2	0-0	0-0
CONFERENCE	7-2	7-2	0-0	0-0
NON-CONFERENCE	7-0	7-0	0-0	0-0

Score by Periods

Team	1st	2nd	OT	TOT
Wisconsin	645	684	7	1336
Opponents	505	557	11	1073

Team Box Score

No.	Player				Total		3-Point		F-Throw		Rebounds						A	TO	BLK	STL	PTS	AVG
		GP-GS	MIN	AVG	FG-FGA	FG%	3FG-3FGA	3FG%	FT-FTA	FT%	OFF	DEF	TOT	AVG	PF	DQ						
9	TONJE, John	16-16	478:14	29.9	85-176	.483	35-88	.398	110-121	.909	11	64	75	4.7	23	0	23	32	0	20	315	19.7
25	BLACKWELL, John	16-16	491:29	30.7	84-191	.440	27-76	.355	45-53	.849	19	76	95	5.9	35	0	37	32	2	18	240	15.0
22	CROWL, Steven	16-16	402:48	25.2	62-106	.585	8-24	.333	35-41	.854	17	65	82	5.1	27	2	43	26	10	8	167	10.4
31	WINTER, Nolan	16-16	323:22	20.2	56-94	.596	14-35	.400	25-32	.781	34	64	98	6.1	22	0	15	8	7	8	151	9.4
11	KLESMIT, Max	15-15	406:48	27.1	42-122	.344	23-82	.280	24-26	.923	4	28	32	2.1	24	0	37	17	2	16	131	8.7
4	MCGEE, Kamari	16-1	339:45	21.2	41-87	.471	20-39	.513	12-12	1.000	9	38	47	2.9	31	0	26	9	1	15	114	7.1
13	AMOS, Xavier	16-0	184:37	11.5	27-65	.415	15-36	.417	13-19	.684	8	24	32	2.0	17	0	10	10	2	5	82	5.1
7	GILMORE, Carter	16-0	258:00	16.1	19-37	.514	8-19	.421	3-6	.500	11	24	35	2.2	27	0	15	7	5	4	49	3.1
33	JANICKI, Jack	16-0	189:23	11.8	15-32	.469	7-20	.350	2-4	.500	4	23	27	1.7	16	0	16	3	3	8	39	2.4
35	ILVER, Markus	12-0	55:31	4.6	9-25	.360	6-18	.333	4-4	1.000	2	7	9	0.8	7	0	1	4	2	2	28	2.3
18	GREPPI, Riccardo	8-0	19:37	2.5	2-3	.667	0-1	.000	4-6	.667	4	5	9	1.1	3	0	1	1	1	0	8	1.0
3	HUNTER, Camren	6-0	14:34	2.4	1-5	.200	1-2	.500	0-0	.000	2	3	5	0.8	3	0	1	0	0	0	3	0.5
15	GARD, Isaac	9-0	10:31	1.2	1-1	1.000	1-1	1.000	0-0	.000	0	2	2	0.2	1	0	1	0	0	0	3	0.3
2	ROBISON, Jack	10-0	12:05	1.2	1-3	.333	1-1	1.000	0-0	.000	2	1	3	0.3	0	0	1	0	0	0	3	0.3
5	FREITAG, Daniel	9-0	24:20	2.7	1-9	.111	0-6	.000	0-3	.000	2	2	4	0.4	8	0	3	1	0	1	2	0.2
21	HODGES, Chris	10-0	10:52	1.1	0-2	.000	0-1	.000	1-2	.500	0	0	0	0.0	1	0	0	0	0	1	1	0.1
14	KONOP, Aidan	4-0	03:03	0.8	0-0	.000	0-0	.000	0-0	.000	0	0	0	0.0	0	0	0	0	0	0	0	0.0
Team											29	26	55					4				
Total		16	3225		446-958	.466	166-449	.370	278-329	.845	158	452	610	38.1	245	2	230	154	35	106	1336	83.5
Opponents		16	3225		397-975	.407	124-379	.327	155-218	.711	153	373	526	32.9	295	5	163	189	57	86	1073	67.1

Team Statistics

	WISC	OPP
Scoring	1336	1073
Points per game	83.5	67.1
Scoring margin	+16.4	-
Field goals-att	446-958	397-975
Field goal pct	.466	.407
3 point fg-att	166-449	124-379
3-point FG pct	.370	.327
3-pt FG made per game	10.4	7.8
Free throws-att	278-329	155-218
Free throw pct	.845	.711
F-Throws made per game	17.4	9.7
Rebounds	610	526
Rebounds per game	38.1	32.9
Rebounding margin	+5.3	-
Assists	230	163
Assists per game	14.4	10.2
Turnovers	154	189
Turnovers per game	9.6	11.8
Turnover margin	+2.2	-
Assist/turnover ratio	1.5	0.9
Steals	106	86
Steals per game	6.6	5.4
Blocks	35	57
Blocks per game	2.2	3.6
Winning streak	1	-
Home win streak	1	-
Attendance	238271	0
Home games-Avg/Game	16-14892	0-0
Neutral site-Avg/Game	-	0-0

Team Results

Date	Opponent		Score	Att.
11/04/2024	Holy Cross	W	85-61	13451
11/07/2024	Montana St.	W	79-67	13554
11/10/2024	App State	W	87-56	13913
11/15/2024	Arizona	W	103-88	16838
11/18/2024	UTRGV	W	87-84	13423
11/30/2024	Chicago St.	W	74-53	14711
12/03/2024	Michigan	L	64-67	14582
12/22/2024	Detroit Mercy	W	76-53	14098
01/03/2025	Iowa	W	116-85	16838
01/10/2025	Minnesota	W	80-59	14239
01/14/2025	Ohio St.	W	70-68	14527
01/26/2025	Nebraska	W	83-55	16838
02/04/2025	Indiana	W	76-64	14447
02/18/2025	Illinois	W	95-74	15170
02/22/2025	Oregon	Lot	73-77	16838
02/25/2025	Washington	W	88-62	14804

2024-25 ROAD/NEUTRAL STATISTICS

Game Records					Score by Periods				
Record	Overall	Home	Away	Neutral	Team	1st	2nd	OT	TOT
ALL GAMES	8-5	0-0	5-5	3-0	Wisconsin	483	536	0	1019
CONFERENCE	5-4	0-0	5-4	0-0	Opponents	442	531	0	973
NON-CONFERENCE	3-1	0-0	0-1	3-0					

Team Box Score																							
No.	Player				Total		3-Point		F-Throw		Rebounds												
		GP-GS	MIN	AVG	FG-FGA	FG%	3FG-3FGA	3FG%	FT-FTA	FT%	OFF	DEF	TOT	AVG	PF	DQ	A	TO	BLK	STL	PTS	AVG	
9	TONJE, John	13-13	421:29	32.4	75-164	.457	29-82	.354	62-67	.925	11	57	68	5.2	26	0	27	29	5	2	241	18.5	
25	BLACKWELL, John	13-13	400:43	30.8	73-148	.493	15-53	.283	40-53	.755	9	42	51	3.9	41	2	26	31	0	8	201	15.5	
11	KLESMIT, Max	12-12	361:20	30.1	37-102	.363	22-74	.297	36-45	.800	3	31	34	2.8	16	0	37	14	0	9	132	11.0	
31	WINTER, Nolan	13-13	312:22	24.0	50-95	.526	15-44	.341	21-28	.750	21	57	78	6.0	19	0	14	11	4	4	136	10.5	
22	CROWL, Steven	13-13	318:06	24.5	44-89	.494	11-29	.379	13-17	.765	21	56	77	5.9	34	1	30	15	5	6	112	8.6	
4	MCGEE, Kamari	13-1	292:19	22.5	29-56	.518	12-25	.480	15-20	.750	6	21	27	2.1	32	2	31	9	0	12	85	6.5	
7	GILMORE, Carter	13-0	257:38	19.8	21-44	.477	9-24	.375	6-7	.857	11	26	37	2.8	34	2	19	8	7	2	57	4.4	
13	AMOS, Xavier	13-0	99:22	7.6	9-28	.321	2-16	.125	6-7	.857	2	16	18	1.4	10	0	3	6	3	2	26	2.0	
33	JANICKI, Jack	13-0	121:56	9.4	8-20	.400	6-16	.375	1-1	1.000	2	8	10	0.8	16	0	9	1	4	3	23	1.8	
2	ROBISON, Jack	2-0	01:59	1.0	1-1	1.000	1-1	1.000	0-0	.000	0	0	0	0.0	1	0	0	0	0	0	3	1.5	
35	ILVER, Markus	4-0	08:23	2.1	1-3	.333	1-3	.333	0-0	.000	0	0	0	0.0	1	0	0	0	0	0	3	0.8	
21	HODGES, Chris	2-0	01:09	0.6	0-0	.000	0-0	.000	0-0	.000	0	0	0	0.0	0	0	0	1	0	0	0	0.0	
3	HUNTER, Camren	1-0	00:06	0.1	0-0	.000	0-0	.000	0-0	.000	0	0	0	0.0	0	0	0	0	0	0	0	0.0	
15	GARD, Isaac	2-0	01:09	0.6	0-0	.000	0-0	.000	0-0	.000	0	0	0	0.0	0	0	0	0	0	0	0	0.0	
5	FREITAG, Daniel	2-0	01:59	1.0	0-0	.000	0-0	.000	0-0	.000	0	0	0	0.0	1	0	0	0	0	0	0	0.0	
Team											21	20	41					7					
Total		13	2600		348-750	.464	123-367	.335	200-245	.816	107	334	441	33.9	231	7	196	132	28	48	1019	78.4	
Opponents		13	2600		341-791	.431	102-310	.329	189-259	.730	128	312	440	33.8	238	4	185	108	39	59	973	74.8	

Team Statistics

	WISC	OPP
Scoring	1019	973
Points per game	78.4	74.8
Scoring margin	+3.5	-
Field goals-att	348-750	341-791
Field goal pct	.464	.431
3 point fg-att	123-367	102-310
3-point FG pct	.335	.329
3-pt FG made per game	9.5	7.8
Free throws-att	200-245	189-259
Free throw pct	.816	.730
F-Throws made per game	15.4	14.5
Rebounds	441	440
Rebounds per game	33.9	33.8
Rebounding margin	+0.1	-
Assists	196	185
Assists per game	15.1	14.2
Turnovers	132	108
Turnovers per game	10.2	8.3
Turnover margin	-1.8	-
Assist/turnover ratio	1.5	1.7
Steals	48	59
Steals per game	3.7	4.5
Blocks	28	39
Blocks per game	2.2	3.0
Winning streak	0	-
Home win streak	0	-
Attendance	0	122639
Home games-Avg/Game	0-0	10-12264
Neutral site-Avg/Game	-	3-5756

Team Results

Date	Opponent		Score	Att.
11/22/2024	vs UCF	W	86-70	1112
11/24/2024	vs Pittsburgh	W	81-75	1112
12/07/2024	at Marquette	L	74-88	18107
12/10/2024	at Illinois	L	80-86	15544
12/14/2024	vs Butler	W	83-74	15045
01/06/2025	at Rutgers	W	75-63	8000
01/18/2025	at Southern California	W	84-69	6938
01/21/2025	at UCLA	L	83-85	6695
01/29/2025	at Maryland	L	68-76	17950
02/01/2025	at Northwestern	W	75-69	7039
02/08/2025	at Iowa	W	74-63	12693
02/15/2025	at Purdue	W	94-84	14876
03/02/2025	at Michigan St.	L	62-71	14797

GAME-BY-GAME STATISTICS

WISCONSIN

Opponent	Date	Score		FG-FGA	PCT	3FG-3FGA	PCT	FT-FTA	PCT	OFF	DEF	TOT	AVG	PF	A	TO	BLK	STL	PTS	AVG
Holy Cross	11/04/2024	85-61	W	29-59	.492	11-31	.355	16-16	1.000	10	28	38	38.0	14	15	11	2	7	85	85.0
Montana St.	11/07/2024	79-67	W	24-53	.453	11-22	.500	20-21	.952	9	23	32	35.0	14	15	11	2	6	79	82.0
App State	11/10/2024	87-56	W	33-70	.471	8-28	.286	13-16	.813	14	29	43	37.7	18	17	6	1	14	87	83.7
Arizona	11/15/2024	103-88	W	25-52	.481	12-27	.444	41-47	.872	2	26	28	35.3	31	17	10	4	7	103	88.5
UTRGV	11/18/2024	87-84	W	26-53	.491	8-20	.400	27-32	.844	9	23	32	34.6	16	10	9	1	5	87	88.2
vs UCF	11/22/2024	86-70	W	32-66	.485	10-31	.323	12-16	.750	8	31	39	35.3	26	21	13	3	5	86	87.8
vs Pittsburgh	11/24/2024	81-75	W	29-60	.483	5-20	.250	18-22	.818	9	24	33	35.0	16	12	6	0	3	81	86.9
Chicago St.	11/30/2024	74-53	W	23-59	.390	10-30	.333	18-21	.857	11	30	41	35.8	10	17	8	4	3	74	85.3
Michigan	12/03/2024	64-67	L	22-64	.344	6-27	.222	14-19	.737	16	26	42	36.4	18	8	10	2	7	64	82.9
at Marquette	12/07/2024	74-88	L	24-52	.462	10-26	.385	16-18	.889	11	20	31	35.9	18	16	16	1	3	74	82.0
at Illinois	12/10/2024	80-86	L	28-63	.444	10-29	.345	14-21	.667	11	18	29	35.3	21	15	12	2	5	80	81.8
vs Butler	12/14/2024	83-74	W	26-58	.448	6-25	.240	25-27	.926	5	27	32	35.0	22	19	3	1	2	83	81.9
Detroit Mercy	12/22/2024	76-53	W	26-64	.406	7-35	.200	17-19	.895	16	34	50	36.2	13	13	10	6	4	76	81.5
Iowa	01/03/2025	116-85	W	40-62	.645	21-31	.677	15-17	.882	8	29	37	36.2	16	26	13	0	4	116	83.9
at Rutgers	01/06/2025	75-63	W	31-57	.544	7-22	.318	6-6	1.000	6	34	40	36.5	15	15	16	5	5	75	83.3
Minnesota	01/10/2025	80-59	W	25-57	.439	11-28	.393	19-24	.792	11	26	37	36.5	13	14	8	2	9	80	83.1
Ohio St.	01/14/2025	70-68	W	20-48	.417	5-22	.227	25-28	.893	6	25	31	36.2	19	6	12	2	2	70	82.4
at Southern California	01/18/2025	84-69	W	31-55	.564	9-28	.321	13-15	.867	5	22	27	35.7	14	17	12	1	8	84	82.4
at UCLA	01/21/2025	83-85	L	25-49	.510	15-30	.500	18-21	.857	7	21	28	35.3	23	14	13	1	3	83	82.5
Nebraska	01/26/2025	83-55	W	30-63	.476	17-37	.459	6-8	.750	5	38	43	35.7	11	18	8	3	5	83	82.5
at Maryland	01/29/2025	68-76	L	22-59	.373	9-27	.333	15-21	.714	12	27	39	35.8	19	12	10	3	2	68	81.8
at Northwestern	02/01/2025	75-69	W	22-53	.415	13-32	.406	18-21	.857	11	27	38	35.9	14	13	10	1	2	75	81.5
Indiana	02/04/2025	76-64	W	26-60	.433	12-29	.414	12-17	.706	8	28	36	35.9	15	13	6	3	8	76	81.3
at Iowa	02/08/2025	74-63	W	24-61	.393	12-35	.343	14-17	.824	12	30	42	36.2	14	15	9	2	5	74	81.0
at Purdue	02/15/2025	94-84	W	32-52	.615	12-30	.400	18-24	.750	2	21	23	35.6	14	18	3	4	2	94	81.5
Illinois	02/18/2025	95-74	W	34-65	.523	10-24	.417	17-22	.773	13	26	39	35.8	14	17	10	1	12	95	82.0
Oregon	02/22/2025	73-77	Lot	30-65	.462	7-28	.250	6-6	1.000	7	33	40	35.9	14	9	17	1	6	73	81.7
Washington	02/25/2025	88-62	W	33-64	.516	10-30	.333	12-16	.750	13	28	41	36.1	9	15	5	1	7	88	81.9
at Michigan St.	03/02/2025	62-71	L	22-65	.338	5-32	.156	13-16	.813	8	32	40	36.2	15	9	9	4	3	62	81.2
Total		2355		794-1708	.465	289-816	.354	478-574	.833	265	786	1051	36.2	476	426	286	63	154	2355	81.2
Opponents		2046		738-1766	.418	226-689	.328	344-477	.721	281	685	966	33.3	533	348	297	96	145	2046	70.6

Wisconsin Averages

Games Played	Points/ game	FG Pct	3FG Pct	FT Pct	Rebounds/ game	Assists/ game	Turnovers/ game	Assist/Turnover ratio	Steals/ game	Blocks/ game
29	81.2	46.5	35.4	83.3	36.2	14.7	9.9	1.5	5.3	2.2

GAME-BY-GAME STATISTICS

OPPONENT

Opponent	Date	Score		FG-FGA	PCT	3FG-3FGA	PCT	FT-FTA	PCT	OFF	DEF	TOT	AVG	PF	A	TO	BLK	STL	PTS	AVG
Holy Cross	11/04/2024	85-61	W	23-53	.434	9-24	.375	6-7	.857	3	18	21	21.0	20	8	13	2	4	61	61.0
Montana St.	11/07/2024	79-67	W	24-54	.444	12-26	.462	7-10	.700	7	20	27	24.0	18	12	14	6	6	67	64.0
App State	11/10/2024	87-56	W	21-56	.375	7-24	.292	7-13	.538	11	25	36	28.0	19	11	18	2	2	56	61.3
Arizona	11/15/2024	103-88	W	28-74	.378	4-23	.174	28-40	.700	24	28	52	34.0	32	6	13	1	5	88	68.0
UTRGV	11/18/2024	87-84	W	31-63	.492	13-33	.394	9-11	.818	7	20	27	32.6	24	12	10	1	7	84	71.2
vs UCF	11/22/2024	86-70	W	31-62	.339	2-17	.118	26-37	.703	13	28	41	34.0	17	10	10	3	5	70	71.0
vs Pittsburgh	11/24/2024	81-75	W	30-60	.500	5-23	.217	10-13	.769	5	24	29	33.3	19	11	8	0	1	75	71.6
Chicago St.	11/30/2024	74-53	W	20-59	.339	6-24	.250	7-7	1.000	7	26	33	33.3	20	8	11	5	3	53	69.3
Michigan	12/03/2024	64-67	L	23-59	.390	6-25	.240	15-21	.714	13	30	43	34.3	17	16	12	11	7	67	69.0
at Marquette	12/07/2024	74-88	L	31-62	.500	8-26	.308	18-21	.857	11	19	30	33.9	17	17	5	3	9	88	70.9
at Illinois	12/10/2024	80-86	L	27-64	.422	10-33	.303	22-25	.880	15	25	40	34.5	22	15	13	2	3	86	72.3
vs Butler	12/14/2024	83-74	W	22-51	.431	8-25	.320	22-32	.688	5	27	32	34.3	20	12	6	4	1	74	72.4
Detroit Mercy	12/22/2024	76-53	W	22-66	.333	4-8	.500	5-6	.833	10	24	34	34.2	17	5	8	1	4	53	70.9
Iowa	01/03/2025	116-85	W	32-66	.485	9-24	.375	12-18	.667	7	14	21	33.3	13	13	9	1	7	85	71.9
at Rutgers	01/06/2025	75-63	W	25-73	.342	7-26	.269	6-13	.462	18	19	37	33.5	16	10	8	6	8	63	71.3
Minnesota	01/10/2025	80-59	W	22-57	.386	7-19	.368	8-13	.615	13	23	36	33.7	19	9	15	3	5	59	70.6
Ohio St.	01/14/2025	70-68	W	25-59	.424	5-17	.294	13-15	.867	9	23	32	33.6	24	10	11	2	7	68	70.4
at Southern California	01/18/2025	84-69	W	26-53	.491	6-15	.400	11-17	.647	7	18	25	33.1	18	13	16	0	6	69	70.3
at UCLA	01/21/2025	83-85	L	29-57	.509	6-19	.316	21-28	.750	10	15	25	32.7	21	15	7	4	6	85	71.1
Nebraska	01/26/2025	83-55	W	21-62	.339	10-30	.333	3-8	.375	7	28	35	32.8	11	13	12	4	4	55	70.3
at Maryland	01/29/2025	68-76	L	24-60	.400	12-24	.500	16-21	.762	9	29	38	33.0	18	13	8	4	4	76	70.6
at Northwestern	02/01/2025	75-69	W	25-59	.424	11-28	.393	8-9	.889	7	22	29	32.9	17	16	5	4	5	69	70.5
Indiana	02/04/2025	76-64	W	23-57	.404	7-27	.259	11-15	.733	9	27	36	33.0	14	9	11	3	5	64	70.2
at Iowa	02/08/2025	74-63	W	24-63	.381	8-25	.320	7-9	.778	11	27	38	33.2	15	12	9	3	5	63	69.9
at Purdue	02/15/2025	94-84	W	29-56	.518	10-22	.455	16-21	.762	4	21	25	32.9	21	21	4	0	2	84	70.5
Illinois	02/18/2025	95-74	W	26-60	.433	10-30	.333	12-14	.857	9	21	30	32.8	18	13	14	5	6	74	70.6
Oregon	02/22/2025	73-77	Lot	30-72	.417	8-23	.348	9-12	.750	10	27	37	32.9	14	8	8	5	9	77	70.9
Washington	02/25/2025	88-62	W	26-58	.448	7-22	.318	3-8	.375	7	19	26	32.7	15	10	10	5	5	62	70.5
at Michigan St.	03/02/2025	62-71	L	28-71	.394	9-27	.333	6-13	.462	13	38	51	33.3	17	20	9	6	4	71	70.6
Total		2046		738-1766	.418	226-689	.328	344-477	.721	281	685	966	33.3	533	348	297	96	145	2046	70.6
Wisconsin		2355		794-1708	.465	289-816	.354	478-574	.833	265	786	1051	36.2	476	426	286	63	154	2355	81.2

Opponents Averages

Games Played	Points/game	FG Pct	3FG Pct	FT Pct	Rebounds/game	Assists/game	Turnovers/game	Assist/Turnover ratio	Steals/game	Blocks/game
29	70.6	41.8	32.8	72.1	33.3	12.0	10.2	1.2	5.0	3.3

GAME 1: WISCONSIN 85, HOLY CROSS 61

Nov. 4, 2024 • Madison, Wis. • Kohl Center

Official Basketball Box Score - Final
Holy Cross at Wisconsin
11/04/24 Kohl Center, Madison
2024-25 Men's BasketballGame Time: 7:00 PM
Game Duration: 1:50
Attendance: 13,451

Officials: Rob Riley (Sr.), Andy O'Brien, Rob Kuenenem

Holy Cross - 61

Record: 0-1

NO.	Name	Min	FG M-A	3P M-A	FT M-A	Rebounds OR DR TOT	Fouls PF FD	TP	AS	TO	ST	Blocks BS BA	+/-
21	Gabe Warren	F 28:36	9-13	4-7	1-2	1 0 1	3 2	23	1	0	0	0	-14
30	Joe Nugent	F 26:24	0-6	0-4	0-0	0 4 4	3 0	0	1	2	0	0	-18
33	Caleb Kenney	F 16:32	3-7	0-0	0-0	2 1 3	2 0	6	1	2	1	0	-4
0	Tyler Boston	G 18:30	1-4	1-1	0-0	0 1 1	2 4	3	2	2	0	0	-4
10	Max Green	G 30:25	3-9	1-4	0-0	0 2 2	3 4	7	3	1	1	0	-18
2	DeAndre Williams	18:54	3-6	0-3	5-5	0 1 1	2 3	11	0	0	0	1	-24
25	Jaiden Feroah	20:31	1-2	0-0	0 4 4	0 0	2 0	2	0	0	0	0	-20
4	Kaitlin Singleton	17:00	2-2	0-0	0 1 1	0 1	6 0	1	0	0	0	0	-7
23	Aidan Richard	18:35	1-4	1-3	0-0	0 1 1	2 0	3	0	0	0	1	-20
34	Declan Ryan	02:53	0-0	0-0	0-0	0 1 1	3 0	0	0	1	0	0	6
5	Jaden Kirkwood	01:40	0-0	0-0	0-0	0 1 1	0 0	0	0	0	0	0	3
Team						0 1 1	0	0	1				
Totals			23-53	9-24	6-7	3 18 21	20 14	61	8	13	4	2	-24

Technical Fouls: NONE

Wisconsin - 85

Record: 1-0

NO.	Name	Min	FG M-A	3P M-A	FT M-A	Rebounds OR DR TOT	Fouls PF FD	TP	AS	TO	ST	Blocks BS BA	+/-
22	Steven Crowl	F 25:39	3-7	1-2	0-0	2 6 8	1 2	7	2	3	1	0	16
31	Nolan Winter	F 20:11	6-6	2-2	1-1	1 3 4	2 1	15	2	0	0	1	8
9	John Tonje	G 26:54	6-11	3-6	8-8	2 3 5	2 7	23	1	3	1	0	16
11	Max Klemit	G 27:38	3-9	1-7	0-0	0 2 2	1 2	7	1	1	2	0	9
25	John Blackwell	G 30:04	5-10	2-4	4-4	0 4 4	2 4	16	1	1	1	0	19
4	Kamari McGee	27:39	2-6	1-4	2-2	1 1 2	2 3	7	4	1	1	0	35
7	Carter Gilmore	08:09	2-2	0-0	1-1	1 1 2	0 1	5	0	0	0	0	3
13	Xavier Amos	10:43	1-4	0-3	0-0	0 4 4	1 0	2	1	2	0	0	10
33	Jack Janicki	10:56	0-1	0-1	0-0	0 1 1	1 0	0	2	0	0	0	9
35	Markus Iyer	03:20	0-0	0-0	0-0	0 0 0	0 0	0	1	0	1	1	11
5	Daniel Freitag	02:42	0-1	0-1	0-0	0 0 0	0 1	0	0	0	0	0	-1
2	Jack Robison	01:40	0-0	0-0	0-0	0 0 0	0 0	0	0	0	0	0	-3
15	Isaac Gard	00:56	1-1	1-1	0-0	0 0 0	1 0	3	0	0	0	0	1
18	Riccardo Grippi	01:40	0-0	0-0	0-0	0 0 0	0 0	0	0	0	0	0	-3
14	Aidan Konop	01:05	0-0	0-0	0-0	0 0 0	0 0	0	0	0	0	0	-6
21	Chris Hodges	00:44	0-1	0-0	0-0	0 0 0	0 0	0	0	0	0	1	-4
Team						3 3 6	0	0	0				
Totals			29-59	11-31	16-16	10 28 38	14 20	85	15	11	7	2	24

Technical Fouls: NONE

	HC	UW
Biggest lead	16 (1 st 13:39)	30 (2 nd 1:14)
Best Scoring Run	13 (1 st 16:14)	16 (2 nd 12:25)
Lead Changes	8	
Times Tied	2	
Time with Lead	16:15	21:51

	HC	UW
Points from Turnovers	10	17
Paint	16	34
Second Chance	3	13
Fast Breaks	8	12
Bench	22	17

Period by Period Scoring			
	1st	2nd	TOT
HC	36	25	61
UW	35	50	85

NOTES: Wisconsin went a perfect 16-for-16 from the free throw line, the second-most made FTs without a miss in school history ... Monday's effort at the FT line was the 7th perfect mark in school history (min. 12 FTAs).

GAME 3: WISCONSIN 87, APPALACHIAN STATE 56

Nov. 10, 2024 • Madison, Wis. • Kohl Center

Official Basketball Box Score - Final
App State at Wisconsin
11/10/24 Kohl Center, Madison
2024-25 Men's BasketballGame Time: 11:00 AM
Game Duration: 1:52
Attendance: 13,913

Officials: Earl Walton, Verne Harris, Randy Richardson

App State - 56

Record: 1-2

NO.	Name	Min	FG M-A	3P M-A	FT M-A	Rebounds OR DR TOT	Fouls PF FD	TP	AS	TO	ST	Blocks BS BA	+/-
15	CJ Huntley	F 30:24	4-7	3-5	2-2	2 4 6	4 3	13	0	1	0	1	-14
7	Joli Beaubrun	C 22:43	4-8	0-2	1-3	0 5 5	2 3	9	0	1	1	0	-26
0	Jackson Threadgill	G 28:15	5-8	1-3	0-0	0 0 0	2 0	1	1	5	0	0	-21
10	Jamir Muttib	G 24:23	0-7	0-5	0-0	2 3 5	1 2	0	1	1	0	0	-7
12	Myles Tate	G 31:45	2-10	1-5	0-1	0 6 6	3 4	5	3	1	0	0	-21
3	Luke Wilson	16:02	1-4	0-0	1-4	1 0 1	2 2	3	0	2	0	0	-14
8	Anthony Alston	19:27	1-4	1-2	0-0	1 0 1	2 1	3	2	2	0	0	-21
2	Alonzo Dodd	08:24	1-2	0-0	0-0	1 1 1	1 2	1	1	1	0	0	-15
44	Michael Marcus Jr.	10:51	2-3	0-0	1-1	3 0 3	1 1	5	0	2	0	0	-8
4	Dior Conners	03:53	0-1	0-1	0-0	0 1 1	0 0	0	1	0	0	0	-4
5	Jason Clarke Jr.	03:53	1-2	1-1	2-2	0 2 2	0 1	5	0	0	0	0	-14
Team						2 3 5	0	0	0				
Totals			21-56	7-24	7-13	11 25 36	19 18	56	11	18	2	1	-31

Technical Fouls: NONE

Wisconsin - 87

Record: 3-0

NO.	Name	Min	FG M-A	3P M-A	FT M-A	Rebounds OR DR TOT	Fouls PF FD	TP	AS	TO	ST	Blocks BS BA	+/-
22	Steven Crowl	F 28:17	7-12	1-3	2-2	0 1 1	1 3	17	4	1	2	0	16
31	Nolan Winter	F 22:52	3-5	1-2	3-5	6 2 8	3 3	10	0	1	2	0	24
9	John Tonje	G 30:20	8-14	1-5	0-0	1 6 7	1 2	17	5	0	2	0	23
11	Max Klemit	G 27:55	5-11	2-6	3-3	0 1 1	2 5	15	4	1	5	0	9
25	John Blackwell	G 23:33	4-10	0-2	0-1	1 3 4	3 2	8	1	1	0	0	26
4	Kamari McGee	21:42	2-3	0-1	0-0	0 3 3	3 0	4	0	1	0	0	22
7	Carter Gilmore	10:26	0-0	0-0	0-0	0 1 1	2 0	0	0	0	1	0	13
13	Xavier Amos	12:06	2-8	2-4	4-4	2 4 6	3 0	10	0	1	1	0	8
33	Jack Janicki	08:55	0-1	0-1	0-0	0 3 3	1 0	0	1	0	0	0	11
35	Markus Iyer	05:28	1-4	0-2	1-1	1 2 3	1 1	3	0	0	1	0	7
5	Daniel Freitag	03:11	0-1	0-1	0-0	0 0 0	0 0	0	1	0	0	0	4
18	Riccardo Grippi	01:45	0-0	0-0	0-0	2 1 3	0 0	0	0	0	0	0	2
2	Jack Robison	00:42	1-1	1-1	0-0	0 0 0	0 0	0	3	0	0	0	-2
3	Camren Hunter	00:42	0-0	0-0	0-0	0 0 0	1 0	0	1	0	0	0	-2
14	Aidan Konop	00:42	0-0	0-0	0-0	0 0 0	0 0	0	0	0	0	0	-2
15	Isaac Gard	00:42	0-0	0-0	0-0	0 0 0	0 0	0	0	0	0	0	-2
21	Chris Hodges	00:42	0-0	0-0	0-0	0 0 0	0 0	0	0	0	0	0	-2
Team						1 2 3	0	0	0				
Totals			33-70	8-26	13-16	14 29 43	18 19	87	17	6	14	1	21

Technical Fouls: NONE

				Technical Fouls: NONE			
		AppSt	UW				
Biggest lead	9 (1 st 12:55)	34 (2 nd 0:12)		Points from Turnovers	2	16	Period by Period Scoring
Best Scoring Run	6 (1 st 15:56)	24 (1 st 2:44)		Paint	24	48	
Lead Changes	1			Second Chance	10	10	AppSt
Times Tied	2			Fast Breaks	0	8	20
Time with Lead	09:56	27:53		Bench	18	20	36
							51
							87

GAME 2: WISCONSIN 79, MONTANA STATE 67

Nov. 7, 2024 • Madison, Wis. • Kohl Center

Official Basketball Box Score - Final
Montana St. at Wisconsin
11/07/24 Kohl Center, Madison
2024-25 Men's BasketballGame Time: 7:00 PM
Game Duration: 1:54
Attendance: 13,554

Officials: Brian Consey, Jason Phillips, John Floyd

Montana St. - 67

Record: 0-1

NO.	Name	Min	FG M-A	3P M-A	FT M-A	Rebounds OR DR TOT	Fouls PF FD	TP	AS	TO	ST	Blocks BS BA	Shooting By Period		
													1st FG%	2nd FG%	3rd FG%
2	Brandon Walker	F 20:11	3-8	1-1	2-4	0 3 3	2 4	9	1	3	1	0	0	-10	1st FG% 11-28 39.3%
7	Max Agbonkpolo	F 23:25	5-12	2-5	1-2	0 1 1	2 1	13	0	2	0	1	1	-3	3PT% 7-17 41.2%
1	Patrick McMahon	G 26:00	5-7	1-1	0-0	0 4 4	3 1	11	0	0	0	1	1	-3	4PT% 4-6 66.7%
3	Jabe Mullins	G 35:14	4-9	2-6	2-2	0 7 7	0 1	12	4	4	1	2	0	-6	2nd FG% 13-26 50.0%
11	Tyler Patterson	G 25:49	2-6	2-5	0-0	0 2 2	1 1	6	0	0	0	1	1	-13	3PT% 5-8 62.5%
23	Chika Nduka	18:20	0-1	0-0	0-0	3 0 3	3 3	0	3	1	1	0	0	-2	GMFG% 24-54 44.4%
21	Brian Goracke	23:49	4-9	4-8	2-2	0 0 0	0 2	2	14	1	0	0	0	-6	3PT% 13-26 46.2%
5	Bryce Zephr	11:02	0-1	0-0	0-0	0 1 1	3 0	0	3	2	2	0	0	-10	FT% 7-10 70.0%
25	Sam Lecholat	07:43	0-0	0-0	0-0	1 0 1	2 1	0	0	0	0	1	0	-10	Dead Ball Rebounds: 3.0
24	Jed Miller	08:27	1-1	0-0	0-0	0 0 0	0 0	0	2	0	1	0	0	3	
Team						3 2 5	0	0	1						
Totals			24-54	12-26	7-10	7 20 27	19 14	67	12	14	6	6	-12		

Technical Fouls: Coach 2nd 13:10

Wisconsin - 79

Record: 2-0

NO.	Name	Min	FG	M	A	0-0	4-4	OR	DR	TO	PF	FD	TP	AS	TO	ST	BS	BA	+/-
22	Steven Crowl	F 24:28	1-4	0-0	4-4	1	3	4	3	2	6	4	4	0	0	0	1	9	1st FG% 11:26 42.3%
31	Nolan Winter	F 25:11	3-6	0-1	0-0	1	7	8	1	3	2	6	1	4	1	1	1	8	3PT% 5:10 50.0%
9	John Tonje	G 20:07	2-4	1-2	8-9	1	3	4	2	6	13	1	3	0	0	0	1	9	FT% 12:13 92.3%
11	Max Kleesmit	G 36:11	7-15	6-11	6-6	0	0	0	0	2	3	26	1	0	2	0	0	12	2nd FG% 13:27 48.1%
25	John Blackwell	G 34:00	1-4	3-6	2-2	0	6	6	3	2	13	3	3	2	0	3	14	3PT% 6:12 50.0%	
4	Kamari McGee	B 27:45	5-7	1-1	0-0	1	2	3	0	2	11	3	0	1	0	0	3	FT% 9:8 100%	
7	Carter Gilmore	19:03	2-3	0-1	0-0	2	0	2	1	0	4	2	0	0	1	0	2	GPFG% 24:53 45.3%	
13	Xavier Amos	03:41	0-1	0-0	0-0	0	0	0	0	0	0	0	0	0	0	0	1	3PT% 11:22 50.0%	
33	Jack Janicki	02:06	0-0	0-0	0-0	0	0	0	0	1	0	0	0	0	0	0	0	FT% 20:21 95.2%	
35	Markus Iwer	04:48	0-0	0-0	0-0	0	0	0	0	1	0	0	0	0	0	0	0	Dead Ball Rebounds: 1.0	
Team								3		2		5		0		0			
Totals		24-53		11-22		20-21		9		23		32		14		18		79 15 11 6 2 6 12	
Technical Fouls: NONE																			

GAME 5: #19 WISCONSIN 87, UTRGV 84
Nov. 18, 2024 • Madison, Wis. • Kohl CenterOfficial Basketball Box Score - Final
UTRGV at Wisconsin
11/18/24 Kohl Center, Madison
2024-25 Men's BasketballGame Time: 7:00 PM
Game Duration: 2:07
Attendance: 13,423

Officials: D.J. Carstensen, James Breeding, Nate Harris

UTRGV - 84

Record: 3-3

NO. Name	Min	FG	3P	FT	Rebounds	Fouls	TP	AS	TO	ST	Blocks	+/
		M-A	M-A	M-A	OR DR TOT	PF	FD				BS BA	
3 DK Thorn	F 25:05	1-5	1-5	0-0	0 0 0	3 0	3	2	0	1	0 0	-2
33 Tommy Gankhuyag	C 22:58	3-7	2-4	1-2	1 6 7	2 2	9	0	1	1	0 0	12
10 Cliff Davis	G 21:55	4-7	2-5	0-0	2 2 2	2 1	10	2	0	0	1 0	2
14 Hasan Abdul Hakim	G 35:42	7-14	2-6	3-3	1 7 8	3 4	19	1	2	0	0 0	1
25 Trey Miller	G 31:06	6-9	0-1	0-0	1 1 0	4 3	12	6	1	1	0 0	1
4 K.T. Raimey	24:08	3-8	3-6	4-4	1 1 2	3 2	13	1	1	2	0 0	-7
21 Marshall Destremau	08:02	0-2	0-1	0-0	0 1 1	2 0	0	0	1	1	0 0	-4
0 J.J. Howard	07:27	1-2	0-0	0-1	2 0 2	0 1	2	0	1	1	0 0	-2
5 Howie Fleming Jr.	16:00	4-6	2-3	0-0	2 2 5	3 10	0	1	1	0	0 0	-5
12 Kwo Agwa	07:39	2-3	1-2	1-1	1 1 2	0 0	6	0	0	0	0 0	-8
Team					0 0 0			0	2			
Totals		31-63	13-33	9-11	7 20 27	24 16	84	12	10	7	1 1	-3

Technical Fouls: NONE

Wisconsin - 87

Record: 5-0

NO. Name	Min	FG	3P	FT	Rebounds	Fouls	TP	AS	TO	ST	Blocks	+/
		M-A	M-A	M-A	OR DR TOT	PF	FD				BS BA	
22 Steven Crowl	F 20:33	3-7	0-0	3-4	1 4 5	0 3	9	1	1	0	0 1	-8
31 Nolan Winter	F 11:57	2-3	0-0	2-2	1 2 3	0 2	6	1	0	0	0 0	-6
9 John Tonje	G 30:40	3-5	3-5	10-10	1 2 3	3 6	19	0	3	1	0 0	0
11 Max Klesmit	G 34:14	3-11	1-6	4-4	1 0 1	2 3	11	2	3	0	1 0	2
25 John Blackwell	G 38:13	11-18	2-5	6-8	2 5 7	3 6	30	3	1	0	0 0	3
4 Kamari McGee	20:43	0-2	0-1	0-0	0 1 1	2 1	0	2	0	1	0 0	12
7 Carter Gilmore	20:25	0-0	0-0	0-2	1 4 5	3 2	0	0	1	1	0 0	5
13 Xavier Amos	12:47	3-6	1-2	2-2	1 2 3	2 1	9	1	0	1	0 0	3
33 Jack Janicki	10:28	1-1	1-1	0-0	0 0 0	1 1	3	0	0	1	0 0	4
Team					1 3 4		0					
Totals		26-53	8-20	27-32	9 23 32	16 24	87	10	9	5	1 1	3

Technical Fouls: NONE

	UTRGV	UW
Biggest lead	7 (1 st 3:43)	5 (2 nd 12:34)
Best Scoring Run	7 (1 st 17:54)	7 (2 nd 12:35)
Lead Changes	12	
Times Tied	7	
Time with Lead	30:12	07:02

Points from	UTRGV	UW
Turnovers	6	15
Paint	24	28
Second Chance	14	16
Fast Breaks	6	14
Bench	31	12

Period by Period Scoring	1st	2nd	TOT
UTRGV	62	32	84
UW	48	39	87

GAME 6: #19 WISCONSIN 86, UCF 70
Nov. 22, 2024 • West Sulphur Springs, W. Va. • The GreenbrierOfficial Basketball Box Score - Final
UCF at Wisconsin
11/22/24 Colonial Hall at The Greenbrier, White Sulphur Springs
2024-25 Men's BasketballGame Time: 5:00 PM
Game Duration: 2:05
Attendance: 1,112

Officials: Terry Oglesby, Earl Watson, Mike Littlewood

UCF - 70

Record: 4-1

NO. Name	Min	FG	3P	FT	Rebounds	Fouls	TP	AS	TO	ST	Blocks	+/
		M-A	M-A	M-A	OR DR TOT	PF	FD				BS BA	
52 Moustapha Thiam	C 18:36	2-4	1-2	2-2	2 1 3	2 3	7	0	2	1	0 0	-14
0 Jordan Ivy-Curry	G 25:18	3-14	1-3	6-8	0 4 4	1 3	13	1	0	0	0 0	-20
3 Darius Johnson	G 27:28	2-9	0-3	3-4	1 3 4	2 3	7	1	0	1	0 0	-19
4 Keyshawn Hall	G 28:53	4-11	0-2	3-5	1 4 5	3 3	11	1	2	0	0 1	-18
5 Dallen "Deebo" Coleman G	18:10	0-4	0-3	2-2	1 4 5	1 2	2	0	1	0	0 0	-15
35 Rokas Jocius	15:32	3-3	0-0	0-0	1 2 3	1 0	6	0	1	0	1 0	2
2 J.J. Taylor	20:10	1-6	0-2	1-2	3 6 9	2 1	3	3	1	1	0 1	-7
5 Benny Williams	16:59	2-5	0-1	2-5	2 0 2	3 5	6	0	1	0	2 0	-2
22 Nils Machowski	14:42	1-2	0-1	2-3	0 1 1	1 2	4	0	1	0	0 0	4
7 Dior Johnson	12:32	3-4	0-0	5-6	0 1 1	0 3	11	4	1	2	0 0	3
15 Tyler Hendricks	03:40	0-0	0-0	0-0	0 1 1	0 0	0	0	0	0	0 0	6
Team					2 1 3		0					
Totals		21-62	2-17	26-37	13 28 41	17 25	70	10	10	5	3 3	-16

Technical Fouls: Johnson 2nd 14:44**Wisconsin - 86**

Record: 6-0

NO. Name	Min	FG	3P	FT	Rebounds	Fouls	TP	AS	TO	ST	Blocks	+/
		M-A	M-A	M-A	OR DR TOT	PF	FD				BS BA	
22 Steven Crowl	F 14:24	3-6	0-2	0-0	1 3 4	5 1	6	3	2	0	0 0	15
31 Nolan Winter	F 28:21	5-8	1-2	2-3	5 5 10	0 5	13	1	2	0	0 0	8
9 John Tonje	G 30:06	6-14	0-3	3-4	1 5 6	2 2	15	4	2	0	0 2	15
11 Max Klesmit	G 27:25	3-9	2-7	0-0	0 3 3	0 1	8	3	2	3	0 0	18
25 John Blackwell	G 25:48	6-10	2-4	3-5	0 5 5	3 4	17	3	2	0	0 0	12
4 Kamari McGee	18:59	5-6	3-4	1-1	0 4 4	4 1	14	3	1	1	0 0	11
7 Carter Gilmore	19:56	0-2	0-2	2-2	0 0 0	3 1	2	0	2	0	0 0	12
33 Jack Janicki	14:34	1-3	1-2	0-0	1 0 1	3 0	3	1	0	1	1 0	-2
13 Xavier Amos	14:16	2-7	0-4	1-1	0 5 5	3 1	5	1	2	0	0 0	2
35 Markus Iyer	02:33	0-0	0-0	0-0	0 0 0	1 0	0	0	0	0	0 0	-3
2 Jack Robinson	01:20	1-1	1-1	0-0	0 0 0	1 0	3	0	0	0	0 0	-2
5 Daniel Freitag	01:20	0-0	0-0	0-0	0 0 0	1 0	0	0	0	0	0 0	-2
15 Isaac Gard	00:30	0-0	0-0	0-0	0 0 0	0 0	0	0	0	0	0 0	-2
21 Chris Hodges	00:30	0-0	0-0	0-0	0 0 0	0 0	0	0	0	0	0 0	-2
Team					0 1 1		0					
Totals		32-66	10-31	12-16	8 31 39	26 16	86	21	13	5	3 3	16

Technical Fouls: Crowl 1st 14:27

	UCF	UW
Biggest lead	0 (1 st 20:00)	23 (2 nd 8:57)
Best Scoring Run	7 (2 nd 2:16)	7 (2 nd 17:22)
Lead Changes	0	
Times Tied	0	
Time with Lead	00:00	39:04

Points from	UCF	UW
Turnovers	12	12
Paint	32	38
Second Chance	13	7
Fast Breaks	12	10
Bench	30	27

Period by Period Scoring	1st	2nd	TOT
UCF	31	39	70
UW	46	40	86

GAME 7: #19 WISCONSIN 81, PITT 75
Nov. 24, 2024 • West Sulphur Springs, W. Va. • The GreenbrierOfficial Basketball Box Score - Final
Wisconsin at Pittsburgh
11/24/24 Colonial Hall at The Greenbrier, White Sulphur Springs
2024-25 Men's BasketballGame Time: 6:33 PM
Game Duration: 1:58
Attendance: 1,112

Officials: Earl Walton, Vladimir Voyard-Tadot, Tim Corser

Wisconsin - 81

Record: 7-0

NO. Name	Min	FG	3P	FT	Rebounds	Fouls	TP	AS	TO	ST	Blocks	+/
		M-A	M-A	M-A	OR DR TOT	PF	FD				BS BA	
22 Steven Crowl	F 27:57	3-9	0-0	0-2	3 6 9	1 3	6	3	0	0	0 0	-1
31 Nolan Winter	F 20:00	5-7	1-3	0-0	0 3 3	2 0	11	0	0	0	0 0	2
9 John Tonje	G 37:51	11-19	1-5	10-10	3 4 7	3 5	33	1	2	0	0 0	9
11 Max Klesmit	G 33:48	1-7	1-5	4-6	0 2 2	3 4	7	5	0	0	0 0	6
25 John Blackwell	G 37:02	5-11	0-2	4-4	0 3 3	3 5	14	0	3	2	0 0	5
4 Kamari McGee	28:26	4-5	2-3	0-0	1 2 3	4 2	10	2	0	0	0 0	13
7 Carter Gilmore	01:43	0-1	0-1	0-0	0 0 0	0 0	0	0	0	0	0 0	-2
13 Xavier Amos	05:28	0-0	0-0	0-0	0 1 1	0 0	0	0	0	0	0 0	-6
33 Jack Janicki	07:45	0-1	0-1	0-0	0 0 0	0 1	1	1	1	0	0 0	4
Team					2 2 4		0					
Totals		29-60	5-20	18-22	9 24 33	16 19	81	12	6	3	0 0	6

Technical Fouls: NONE

Pittsburgh - 75

Record: 6-1

NO. Name	Min	FG	3P	FT	Rebounds	Fouls	TP	AS	TO	ST	Blocks	+/
		M-A	M-A	M-A	OR DR TOT	PF	FD				BS BA	
2 Cameron Corhen	F 32:22	7-8	0-0	2-2	0 2 2	3 4	16	1	2	0	0 0	-4
25 Guillermo Diaz Graham	F 25:19	3-8	1-6	1-1	1 6 7	3 3	8	1	1	0	0 0	5
1 Damian Dunn	G 02:12	0-1	0-0	0-0	0 0 0	0 0	0	0	0	0	0 0	-2
5 Ishmael Leggett	G 38:05	6-15	0-4	5-6	1 7 8	4 3	17	3	0	0	0 0	-2
15 Jalard Lowe	G 38:29	6-17	1-7	2-4	2 3 5	3 5	15	5	4	0	0 0	-9
55 Zack Austin	29:16	3-5	2-4	0-0	0 1 1	3 0	8	0	1	0	0 0	-3
3 Brandon Cummings	12:35	1-1	0-0	0-0	0 3 3	0 1	2	0	0	0	0 0	-6
52 Amshal Delalic	16:21	4-4	1-1	0-0	1 0 1	3 0	9	1	1	0	0 0	-3
31 Jorge Diaz Graham	05:21	0-1	0-1	0-0	0 0 0	0 0	0	0	0	0	0 0	-6
Team					0 2 2		0					
Totals		30-60	5-23	10-13	5 24 29	19 16	75	11	8	1	0 0	-6

Technical Fouls: NONE

Points from	WIS	Pitt
Turnovers	10	11
Paint	46	44
Second Chance	11	4
Fast Breaks	11	6
Bench	10	19

Period by Period Scoring	1st	2nd	TOT
WIS	27	54	81
Pitt	34	41	75

GAME 8: #15 WISCONSIN 74, CHICAGO STATE 53
Nov. 30, 2024 • Madison, Wis. • Kohl CenterOfficial Basketball Box Score - Final
Chicago St. at Wisconsin
11/30/24 Kohl Center, Madison
2024-25 Men's BasketballGame Time: 12:00 PM
Game Duration: 1:53
Attendance: 14,711

Officials: Kelly Reifer, Rub Kneamen, John Floyd

Chicago St. - 53

Record: 0-9

NO. Name	Min	FG	3P	FT	Rebounds	Fouls	TP	AS	TO	ST	Blocks	+/-		
		M-A	M-A	M-A	OR DR TOT	PF	FD				BS BA			
5 Cameron Jernigan	F 21:47	2-5	0-1	0-0	0 2 2	4	0	4	1	1	1	0	-16	
11 Noble Crawford	F 15:36	3-7	2-3	0-0	1 3 4	3	0	8	1	1	1	0	-1	
1 Troy McKay, Jr.	G 18:48	2-6	1-5	1-1	0 2 2	4	2	6	1	1	0	0	-16	
1 Matthew Robinson	G 28:19	2-9	0-5	2-2	0 3 3	1	1	6	0	1	1	1	0	-1
12 Gabe Spinelli	G 29:27	2-7	0-1	2-2	1 10 11	1	2	6	3	1	0	0	-2	
20 CJ Delancy	16:08	0-4	0-0	0-1	3 3 6	1	0	0	0	2	0	1	0	-5
4 Saxby Sunderland	22:25	1-6	0-0	0-0	2 2 4	4	2	2	1	1	0	1	1	-7
13 Jalen Forrester	26:16	4-8	0-2	2-2	1 2 3	1	2	10	1	0	0	0	1	-2
0 Greg Spate	14:11	3-6	2-4	0-0	0 0 0	0	0	8	0	1	0	0	1	-1
3 Joe Spinelli	02:21	1-1	1-1	0-0	0 1 1	0	0	3	0	0	0	0	0	-1
22 Dallius Cox	02:21	0-0	0-0	0-0	0 0 0	1	0	0	0	1	0	0	0	-1
25 Michael Brown	02:21	0-0	0-0	0-0	0 0 0	0	0	0	0	0	1	0	1	-1
Team					0 0 0					0	1			
Totals		20-59	6-24	7-7	7 26 33	20	9	53	8	11	3	5	4	-2

GAME 9: MICHIGAN 67, #11 WISCONSIN 64

Dec. 3, 2024 • Madison, Wis. • Kohl Center



Official Basketball Box Score - Final
Michigan at Wisconsin
12/03/24 Kohl Center, Madison
2024-25 Men's Basketball

Game Time: 8:00 PM
Game Duration: 2:03
Attendance: 14,582

Officials: Brian Dorsey, Michael Reed, Verne Harris

Michigan - 67

Record: 7-1 (1-0)

NO.	Name	Min	FG M-A	3P M-A	FT M-A	Rebounds OR DR TOT	Fouls PF FD	TP	AS	TO	ST	Blocks BS BA	+/-	
1	Danny Wolf	F 31:05	7-11	2-4	4-4	1 6 7	3 3	20	5	1	3	5	0	21
50	Vladislav Goldin	C 32:46	9-16	0-1	6-9	1 4 5	0 7	24	1	2	1	3	0	15
3	Tre Donaldson	G 31:15	0-7	0-3	0-0	3 4 7	1 0	0	3	2	0	0	0	-4
4	Nimani Burnett	G 33:23	2-7	2-6	2-2	2 5 7	1 3	8	1	1	1	2	1	8
11	Roddy Gayle Jr.	G 32:21	3-6	1-2	2-4	0 6 6	2 3	9	5	4	1	1	0	7
15	Rubin Jones	15:35	0-2	0-2	1-2	0 2 2	5 1	1	1	0	1	0	0	3
24	Sam Walters	06:36	0-3	0-3	0-0	1 0 1	0 0	0	0	0	0	0	0	-17
42	Will Tschetter	08:17	2-4	1-3	0-0	1 1 2	3 1	5	0	0	0	0	0	-14
2	L.J. Cason	08:39	0-3	0-1	0-0	1 1 2	2 0	0	0	2	0	0	1	-4
8	Phat Phat Brooks	00:03	0-0	0-0	0-0	0 0 0	0 0	0	0	0	0	0	0	0
Team						3 1 4		0	0	0				
Totals			23-59	6-25	15-21	13 30 43	17 18	67	16	12	7	11	2	3

Technical Fouls: NONE

Wisconsin - 64

Record: 8-1 (0-1)

NO.	Name	Min	FG M-A	3P M-A	FT M-A	Rebounds OR DR TOT	Fouls PF FD	TP	AS	TO	ST	Blocks BS BA	+/-	
22	Steven Crowl	F 21:43	1-5	0-2	0-0	1 3 4	5 1 2	0	0	0	1	0	1	0
31	Nolan Winter	F 29:01	4-10	0-3	0-1	2 3 5	3 1 8	2	1	2	0	0	3	-13
9	John Tonje	G 30:27	5-12	3-5	5-6	0 3 3	3 4 18	0	3	2	0	2	2	-12
11	Max Klesmit	G 35:47	3-14	1-9	1-2	1 2 3	2 3 8	2	1	1	0	0	0	-12
25	John Blackwell	G 36:18	6-12	0-1	4-5	4 5 9	2 5 16	2	5	1	0	3	1	-1
4	Kamari McGee	25:27	2-5	1-2	3-3	1 3 4	0 2 8	1	0	1	1	1	1	10
7	Carter Gilmore	10:30	1-3	1-3	0-0	1 3 4	3 0 3	0	0	0	0	0	0	5
33	Jack Janicki	04:38	0-1	0-1	0-0	0 0 0	0 0 1	0	0	0	0	0	0	3
13	Xavier Amos	06:09	0-2	0-1	1-2	1 1 2	0 1 1	0	0	0	0	0	2	9
Team						5 3 8		0	0					
Totals			22-64	6-27	14-19	16 26 42	18 17 64	8 10	7	2	11	-3		

Technical Fouls: NONE

	UM	UW	Points from		UM	UW	Period by Period Scoring			
Biggest lead	3 (2 nd 14:26)	9 (1 st 11:52)	Turnovers	13	11		1st	2nd	TOT	
Best Scoring Run	7 (1 st 9:20)	11 (1 st 2:40)	Paint	34	28	UM	26	41	67	
Lead Changes	13		Second Chance	12	12					
Times Tied	8		Fast Breaks	19	4	UW	32	32	64	
Time with Lead	10:02	26:25	Bench	6	12					

		1 st FG%	10-31	32.3%
		3PT%	3-11	27.3%
		FT%	9-13	69.2%
		2 nd FG%	12-33	36.4%
		3PT%	3-16	18.8%
		FT%	5-6	83.3%
		GMFG%	22-64	34.4%
		3PT%	6-27	22.2%
		FT%	14-19	73.7%
		Dead Ball Rebounds: 1, 0		

GAME 10: #5 MARQUETTE 88, #11 WISCONSIN 74

Dec. 7, 2024 • Milwaukee, Wis. • Fiserv Forum



Official Basketball Box Score - Final
Wisconsin at Marquette
12/07/24 Fiserv Forum, Milwaukee, WI
2024-25 Men's Basketball

Game Time: 12:30 PM
Game Duration: 2:08
Attendance: 18,107

Officials: James Breeding, Matt Potter, Tony Chaz

Wisconsin - 74

Record: 8-2

NO.	Name	F	Min	FG M-A	3P M-A	FT M-A	Rebounds OR DR TOT	Fouls PF FD	TP	AS	TO	ST	Blocks BS BA	+	
22	Steven Crowl	F	28:13	1-4	0-1	0-0	4 7 11	1 0	2	3	2	0	0	0	-11
31	Nolan Winter	F	20:44	3-4	0-1	1-1	1 1 2	1 1	7	2	0	0	1	0	-10
9	John Tonje	G	29:06	3-11	1-5	7-8	1 4 5	3 5	14	1	5	0	0	2	-1
11	Max Klesmit	G	33:37	6-12	6-11	4 4 1	1 0 1	2 2	22	2	0	0	0	0	-14
25	John Blackwell	G	34:57	7-11	1-4	2-3	1 2 3	3 5	17	3	4	0	0	0	-11
4	Kamari McGee	G	19:24	2-3	1-1	2-2	0 0 0	5 2	7	0	0	2	0	0	-7
13	Xavier Amos	G	06:01	0-0	0-0	0-0	0 1 1	1 2	0	0	1	0	0	0	-11
7	Carter Gilmore	G	19:51	2-5	1-1	0-0	3 3 6	1 0	5	5	2	1	0	1	5
33	Jack Janicki	G	08:01	0-2	0-2	0-0	1 1 1	1 0	0	0	0	0	0	0	-10
3	Camren Hunter	G	00:06	0-0	0-0	0-0	0 0 0	0 0	0	0	0	0	0	0	0
Team						0 1 1		0	2						
Totals				24-52	10-26	16-18	11 20 31	18 17	74	16	16	3	1	3	-14

Technical Fouls: NONE

Marquette - 88

Record: 9-1

NO.	Name	Min	M-A	M-A	M-A	OR	DR	FT	PF	FD	TP	AS	TO	ST	BS	BA	+/-
12	Ben Gold	F 27:45	3-5	3-5	0-0	1	4	5	2	1	9	4	0	0	1	0	22
23	David Joplin	F 31:35	6-13	1-6	0-0	0	2	2	2	3	13	1	1	2	0	0	8
1	Kam Jones	G 32:09	12-21	3-7	5-6	1	1	2	2	5	32	6	4	0	4	0	17
2	Chase Ross	G 35:28	2-5	0-2	8-9	4	4	8	4	4	12	3	4	2	1	0	19
4	Stevie Mitchell	G 28:34	5-8	1-3	1-2	4	2	6	3	2	12	0	0	1	0	0	7
10	Damarious Owens	12:06	0-1	0-0	4-4	0	4	4	1	2	4	0	0	0	1	1	-8
13	Royce Parham	10:51	0-3	0-2	0-0	0	0	0	0	2	0	1	0	0	0	0	-7
5	Tre Norman	11:43	2-2	0-0	0-0	0	1	1	1	1	4	0	0	0	0	0	13
35	Caedin Hamilton	09:49	1-4	0-1	0-0	0	0	0	0	0	2	2	0	0	0	0	5
Team						1	1	2			0	0					
Totals			31-62	8-26	18-21	11	19	30	17	18	88	17	5	9	3	1	14
Technical Fouls: None																	

Technical Fouls: NONE

				Points from		WIS		MAR		Period by Period Scoring			
Biggest lead		5 (1 st 13:25)		15 (2 nd 8:49)		Turnovers		7 18					
Best Scoring Run		6 (1 st 13:25)		9 (2 nd 8:49)		Paint		28 44					
Lead Changes		19				Second Chance		16 19		WIS		39 35 74	
Times Tied		10				Fast Breaks		4 6					
Time with Lead		11:49		24:10		Bench		12 10		MAR		37 51 88	

Game Notes: Attendance is new Marquette Fiserv Forum record •

GAME 11: ILLINOIS 86, #20 WISCONSIN 80

Dec. 10, 2024 • Champaign, Ill. • State Farm Center



Official Basketball Box Score - Final
Wisconsin at Illinois
12/10/24 State Farm Center, Champaign, IL
2024-25 Men's Basketball

Game Time: 8:00 PM
Game Duration: 2:05
Attendance: 15,544

Officials: Jeffrey Anderson, Brian Dorsey, Rob Ray Jr.

Wisconsin - 80

Record: 8-3 (0-2)

NO.	Name		Min	FG	3P	FT	Reb	OR	DR	Fouls	TP	AS	TO	ST	Blocks	BS	+/-	
22	Steven Crowl	F	18:43	3-9	1-4	2-2	0	0	0	3	4	9	1	0	1	0	0	-12
31	Nolan Winter	F	28:44	5-11	2-7	3-3	3	4	7	0	4	15	1	1	2	0	0	-4
9	John Tonje	G	32:30	5-15	2-7	2-2	1	3	4	2	1	14	3	4	0	0	0	-12
11	Max Klesmit	G	28:34	4-10	2-5	3-6	0	1	1	3	5	13	4	3	1	0	0	-2
25	John Blackwell	G	22:16	4-6	0-1	2-4	2	3	5	5	2	10	0	2	0	0	0	7
7	Carter Gilmore		19:56	3-5	1-2	0-0	1	3	4	5	1	7	0	1	0	0	0	3
4	Kamari McGee		20:38	2-4	0-0	0-2	0	2	2	2	2	4	3	0	1	0	0	-10
13	Xavier Amos		11:22	1-2	1-2	2-2	0	2	2	0	2	5	0	0	0	1	0	-1
33	Jack Janicki		17:17	1-1	1-1	0-0	0	2	2	1	1	3	3	0	0	1	0	-1
Team							2	0	2			0	1					
Totals				28-63	10-29	14-21	11	18	29	21	22	80	15	12	5	2	2	-6

Technical Fouls: NONE

Illinois - 86

Record: 7-2 (1-1)

NO.	Name	Min	FG M/A	3P M/A	FT M/A	Rebounds OR DR TOT	Fouls PF FD	TP	AS	TO	ST	Blocks BS BA	+/-
3	Ben Humrichous	F 26:04	1-5	1-5	1-2	1 1 2	4 1	4	1	0	0	0	2
13	Tomislav Ivisic	C 30:09	4-12	1-5	0-0	3 8 11	4 2	9	0	0	0	1	2
4	Kylan Boswell	G 33:06	5-11	2-6	7-7	2 2 4	3 5	19	6	3	2	0	4
22	Tre White	G 28:52	6-8	2-3	9-10	4 4 8	3 6	23	1	4	0	1	5
2	Kasparas Jakucionis	G 37:02	8-15	4-8	4-4	2 4 6	2 3	24	5	4	1	0	7
32	Dra Gibbs-Lawhorn	12:19	1-4	0-2	0-0	0 1 1	1 1	2	0	0	0	0	-3
7	Will Riley	14:55	2-4	0-2	1-2	1 1 2	1 1	5	0	2	0	0	0
15	Jake Davis	04:46	0-2	0-0	0-0	1 0 1	2 0	0	1	0	0	0	1
21	Morez Johnson Jr.	12:47	0-3	0-0	0-0	2 2 4	2 2	0	1	0	0	1	5
Team						0 2 2	0	0	0	0	0		
Totals			27:64	10-33	22-25	15 25 40	22 21	86	15	13	3	2	2 6

GAME 13: WISCONSIN 76, DETROIT MERCY 53

Dec. 22, 2024 • Madison, Wis. • Kohl Center

Official Basketball Box Score - Final
Detroit Mercy at Wisconsin
12/22/24 Kohl Center, Madison
2024-25 Men's BasketballGame Time: 1:00 PM
Game Duration: 1:50
Attendance: 14,008

Officials: D.J. Canterssen, Scott Brown, Brian McNitt

Detroit Mercy - 53

Record: 5-9

NO.	Name	Min	FG	3P	FT	Rebounds	Fouls	TP	AS	TO	ST	Blocks	+/-
			M-A	M-A	M-A	OR DR TOT	PF FO					BS BA	
2	Miles Mitchell	F 21:13	0-2	0-0	0-0	1 6 7	3 1 0	1	0	0	0	1	-23
4	Legend Geater	F 21:22	1-6	0-2	0-0	0 1 1	2 1 2	1	1	1	0	0	-7
5	Orlando Lovejoy	G 31:21	9-20	0-2	2-2	1 3 4	1 4 20	3	0	1	0	0	-23
8	Jarant Gondrezick II	G 32:37	8-18	3-4	1-1	0 3 3	1 2 20	0	4	0	0	2	-17
10	Nate Johnson	G 25:49	1-9	1-2	0-0	0 2 2	2 1 3	0	1	0	1	0	-20
14	Peter Fuchs, Jr.	11:22	2-5	0-0	2-3	0 0 0	1 2 6	0	1	1	0	0	-3
23	Stephen Okoro	17:53	0-0	0-0	0-0	1 2 3	4 1 0	0	0	0	0	0	-8
30	Ryan Kalamabay	17:28	0-0	0-0	0-0	0 3 3	1 0 0	0	0	1	0	0	-4
33	TJ Nadeau	15:45	1-6	0-0	0-0	3 2 5	2 1 2	0	1	0	1	2	-10
7	Chase Kuiper	05:10	0-0	0-0	0-0	1 0 1	0 0 0	0	0	0	0	0	0
Team						3 2 5		0					
Totals		22:66	4-8	5-6	10	24 34	17 13	53	5	8	4	1	6 -23

Technical Fouls: NONE

Wisconsin - 76

Record: 10-3

NO.	Name	Min	FG	3P	FT	Rebounds	Fouls	TP	AS	TO	ST	Blocks	+/-
			M-A	M-A	M-A	OR DR TOT	PF FO					BS BA	
22	Steven Crowl	F 21:05	7-10	0-3	1-1	1 3 4	0 4 15	0	1	0	1	0	21
31	Nolan Winter	F 21:28	6-9	2-5	4-4	5 6 11	0 2 18	0	2	0	1	0	24
9	John Tonje	G 24:41	2-6	1-3	4-4	1 3 4	1 2 9	3	2	0	0	1	22
11	Max Klesmit	G 24:43	0-5	0-3	0-0	0 2 2	0 1 0	2	1	0	0	0	11
25	John Blackwell	G 25:32	4-9	1-5	3-3	3 6 2	4 12	5	0	2	0	0	24
4	Kamari McGee	14:11	1-5	0-2	1-1	0 5 5	2 1 3	1	0	2	0	0	15
7	Carter Gilmore	11:23	0-2	0-0	0-1	1 2 0	0 1 0	0	0	0	0	0	-1
33	Jack Janicki	13:19	2-4	1-3	0-0	0 3 3	0 5 0	1	0	1	0	3	10
13	Xavier Amos	13:05	2-3	0-1	0-0	0 1 1	0 4 0	0	0	0	0	0	22
35	Markus Iwer	09:47	2-4	2-4	2-2	0 1 1	1 1 8	0	1	0	0	0	-6
3	Camren Hunter	08:28	0-4	0-1	0-0	2 2 4	0 0 0	0	0	0	0	0	-6
18	Riccardo Greppi	05:10	0-0	0-0	1-2	0 2 2	0 1 1	1	1	1	0	1	-9
5	Daniel Freitag	03:19	0-3	0-3	0-0	0 1 1	4 0 0	0	0	0	0	0	-5
2	Jack Robinson	01:41	0-0	0-0	0-0	1 0 1	0 0 0	0	0	0	0	0	-4
21	Chris Hodges	01:23	0-0	0-0	1-2	0 0 0	1 1 1	0	0	0	0	0	-3
14	Aidan Konop	00:45	0-0	0-0	0-0	0 0 0	0 0 0	0	0	0	0	0	0
Team						3 1 4		0	1				
Totals		26:64	7-35	17-19	16	34 50	13 17	76	13	10	4	6	1 23

Technical Fouls: NONE

	DM	UW
Biggest lead	3 (1 st 17:46)	32 (2 nd 7:57)
Best Scoring Run	9 (2 nd 0:45)	14 (1 st 5:21)
Lead Changes	3	
Times Tied	1	
Time with Lead	02:06	35:13

Points from	DM	UW
Turnovers	12	10
Paint	14	36
Second Chance	2	16
Fast Breaks	9	7
Bench	8	22

Period by Period Scoring	1st	2nd	TOT
DM	26	27	53
UW	39	37	76

GAME 14: WISCONSIN 116, IOWA 85

Jan. 3, 2025 • Madison, Wis. • Kohl Center

Official Basketball Box Score - Final
Iowa at Wisconsin
01/03/25 Kohl Center, Madison
2024-25 Men's BasketballGame Time: 6:00 PM
Game Duration: 1:51
Attendance: 16,858

Officials: Jeffrey Anderson, Larry Scrotto, Doug Simms

Iowa - 85

Record: 10-4 (1-2)

NO.	Name	Min	FG	3P	FT	Rebounds	Fouls	TP	AS	TO	ST	Blocks	+/-
			M-A	M-A	M-A	OR DR TOT	PF FO					BS BA	
20	Payton Sandfort	F 23:51	1-9	0-5	0-0	1 4 5	3 1 4	2	2	1	0	0	-9
32	Owen Freeman	F 27:09	6-11	0-0	2-3	1 2 3	1 4 14	1	3	0	1	0	-21
2	Brock Harding	G 23:27	3-8	2-5	2-2	0 2 2	3 2 10	5	2	0	0	0	-10
3	Drew Thelwell	G 31:45	9-14	3-5	4-4	0 1 1	1 4 25	3	1	4	0	0	-24
4	Josh Dix	G 32:26	7-10	2-3	0-0	2 0 2	0 0 0	16	1	0	2	0	-14
13	Ladij Dembele	09:14	1-2	0-1	0-0	1 1 2	2 0 2	0	0	0	0	0	-4
24	Pryce Sandfort	18:57	3-6	1-3	3-4	1 2 2	2 2 10	0	1	1	0	0	-25
7	Seydou Traore	13:21	1-4	1-2	1-4	0 2 2	2 2 4	1	1	1	0	0	-16
8	Cooper Koch	10:26	1-1	0-0	0-1	0 0 0	1 1 2	0	0	0	0	0	-17
14	Carter Kingsbury	02:12	0-0	0-0	0-0	0 0 0	0 0 0	0	0	0	0	0	-5
0	Even Brauns	03:36	0-1	0-0	0-0	0 1 0	0 0 0	0	0	0	0	0	-5
34	Chris Tadjo	03:36	0-0	0-0	0-0	0 0 0	0 0 0	0	0	0	0	0	-5
Team						1 0 1		0	0				
Totals		32:66	9-24	12-18	7	14 21	13 16	85	13	9	7	1	0 -31

Technical Fouls: NONE

Wisconsin - 116

Record: 11-3 (1-3)

NO.	Name	Min	FG	3P	FT	Rebounds	Fouls	TP	AS	TO	ST	Blocks	+/-
			M-A	M-A	M-A	OR DR TOT	PF FO					BS BA	
22	Steven Crowl	F 20:17	4-4	0-0	6-6	1 6 7	1 4 14	3	0	0	0	0	-2
31	Nolan Winter	F 24:57	8-11	1-2	1-2	2 6 8	2 1 3	18	0	1	0	0	29
9	John Tonje	G 23:05	3-6	2-3	4-5	2 1 3	0 3 12	2	1	3	0	1	19
11	Max Klesmit	G 22:40	3-5	2-4	0-0	0 1 1	3 0 8	6	1	0	0	0	10
25	John Blackwell	G 32:22	11-18	6-10	4-4	0 8 8	2 3 32	5	2	0	0	0	28
4	Kamari McGee	21:13	4-8	4-5	0-0	0 4 4	2 0 12	4	1	1	0	0	19
7	Carter Gilmore	22:41	2-3	2-2	0-0	1 1 2	3 1 6	1	1	0	0	0	20
33	Jack Janicki	11:38	0-1	0-1	0-0	0 0 0	1 1 0	2	0	0	0	0	6
13	Xavier Amos	08:30	2-2	2-2	0-0	0 1 1	0 0 6	1	1	0	0	0	9
3	Camren Hunter	02:12	1-1	1-1	0-0	0 0 0	1 0 3	0	0	0	0	0	4
35	Markus Iwer	04:51	1-2	1-1	0-0	1 0 1	1 0 3	0	1	0	0	0	9
21	Chris Hodges	02:11	0-0	0-0	0-0	0 0 0	0 0 0	0	0	0	0	0	3
2	Jack Robinson	01:08	0-0	0-0	0-0	0 0 0	0 0 0	0	0	0	0	0	0
5	Daniel Freitag	01:08	1-1	0-0	0-0	0 0 0	0 0 0	2	1	0	0	0	0
15	Isaac Gard	01:08	0-0	0-0	0-0	0 0 0	0 0 0	0	1	0	0	0	1
Team						1 1 2		0	1				
Totals		40:62	21-31	15-17	8	29 37	16 13	116	26	13	4	0	1 31

Technical Fouls: NONE

	IOW	UW
Biggest lead	6 (1 st 8:44)	34 (2 nd 0:21)
Best Scoring Run	8 (2 nd 7:56)	14 (1 st 4:32)
Lead Changes	4	
Times Tied	5	
Time with Lead	08:42	28:49

Points from	IOW	UW
Turnovers	21	8
Paint	34	38
Second Chance	11	12
Fast Breaks	14	13
Bench	18	32

Period by Period Scoring	1st	2nd	TOT
IOW	43	42	85
UW	54	62	116

GAME 15: WISCONSIN 75, RUTGERS 63

Jan. 6, 2025 • Piscataway, N.J. • Jersey Mike's Arena

Official Basketball Box Score - Final
Wisconsin at Rutgers
01/06/25 Jersey Mike's Arena, Piscataway
2024-25 Men's BasketballGame Time: 7:00 PM
Game Duration: 1:59
Attendance: 8,000

Officials: Keith Kimble, Tim Comer, Randy Richardson

Wisconsin - 75

Record: 12-3 (2-2)

NO.	Name	Min	FG	3P	FT	Rebounds	Fouls	TP	AS	TO	ST	Blocks	+/-
			M-A	M-A	M-A	OR DR TOT	PF FO					BS BA	
22	Steven Crowl	F 24:41	8-11	2-3	0-0	3 7 10	3 0 18	3	3	1	0	0	23
31	Nolan Winter	F 22:58	2-3	1-2	0-0	0 6 6	1 4 5	1	3	0	0	0	-6
9	John Tonje	G 32:23	6-12	1-4	2-2	1 8 9	2 3 15	2	1	2	2	7	
11	Max Klesmit	G 24:20	1-5	1-5	0-0	1 3 4	0 2 3	3	1	1	0	0	13
25	John Blackwell	G 33:02	8-15	1-4	4-4	0 4 4	3 5 21	3	5	1	0	0	19
4	Kamari McGee	23:54	3-4	0-0	0-0	1 1 1	1 0 6	3	1	1	0	0	6
7	Carter Gilmore	22:43	1-3	1-2	0-0	1 1 2	3 1 3	0	2	0	2	0	6
33	Jack Janicki	06:21	0-1	0-1	0-0	0 0 0	2 0 0	0	0	0	0	0	-9
13	Xavier Amos	09:38	2-3	0-1	0-0	0 2 2	0 0 4	0	0	0	1	0	1
Team						0 2 2		0	0				
Totals		31:57	7-22	6-6	6	34 40	15 15	75	15	16	5	6	12

Technical Fouls: Gilmore 2nd 1:46

Rutgers - 63

Record: 8-7 (1-3)

NO.	Name	Min	FG	3P	FT	Rebounds	Fouls	TP	AS	TO	ST	Blocks	+/-
			M-A	M-A	M-A	OR DR TOT	PF FO					BS BA	
21	Emmanuel Ogbole	C 13:27	0-1	0-0	0-0	0 1 1	2 2 0	0	1	2	1	1	-12
1	Michael Davis	G 28:49	4-10	1-4	0-1	3 0 3	4 2 9	2	1	2	0	1	-2
2	Dylan Harper	G 15:12	0-2	0-1	0-0	0 4 4	0 0 0	1	0	0	0	1	-5
4	Ace Bailey	G 26:56	3-16	1-5	2-6	3 4 7	5 3 9	1	0	1	1	0	-11
25	Jeremiah Williams	G 21:54	2-7	0-1	0-0	0 5 5	2 0 4	0	0	1	1	1	-12
0	Jordan Derkack	17:23	3-5	1-2	1-2	0 1 1	2 3 8	2	4	0	0	0	-1
5	Tyson Acuff	29:53	6-15	3-8	2-2	1 1 2	0 1 17	2	1	0	0	0	-7
24	Lathan Sommerville	18:11	3-6	0-0	0-0	3 2 5	1 1 6	1	0	1	0	0	4

GAME 17: #24 WISCONSIN 70, OHIO STATE 68

Jan. 14, 2025 • Madison, Wis. • Kohl Center

Official Basketball Box Score - Final
Ohio St. at Wisconsin
01/14/25 Kohl Center, Madison
2024-25 Men's BasketballGame Time: 8:00 PM
Game Duration: 2:09
Attendance: 14,527

Officials: Keith Kimble, Earl Walton, Kelly Pfeifer

Ohio St. - 68 Record: 10-7 (2-4)

NO. Name	Min	FG M-A	3P M-A	FT M-A	Rebounds OR DR TOT	Fouls PF FD	TP	AS	TO	ST	Blocks BS BA	+/-
8 Micah Parrish	F 31:21	3-13	1-5	0-0	0 6 6	5 0	7	1	0	2	0	-5
13 Sean Stewart	F 15:17	2-4	0-0	0-0	1 7 8	4 1	4	2	1	0	1	15
21 Devin Royal	F 27:36	4-10	1-3	3-3	1 5 6	3 4	12	2	5	0	0	5
0 John Mobley Jr.	G 29:37	2-8	1-3	3-4	0 2 2	1 3	8	1	1	0	0	-1
2 Bruce Thornton	G 37:25	7-13	1-3	6-6	0 2 2	1 9	21	3	1	1	0	1
4 Aaron Bradshaw	06:16	2-4	1-2	0-0	1 0 1	3 0	5	0	0	1	0	-6
12 Evan Mahaffey	14:44	3-3	0-0	0-0	0 0 0	2 0	6	0	0	2	0	-14
6 Ques Glover	11:10	0-0	0-0	0-0	1 0 1	1 0	0	1	1	1	0	-3
25 Austin Parks	03:05	0-0	0-0	0-0	0 0 0	0 0	0	0	1	0	0	-1
20 Colin White	10:38	0-1	0-1	0-0	0 0 0	2 1	0	0	1	0	0	3
17 Ivan Njegovan	10:51	2-3	0-0	1-2	5 0 5	2 1	5	0	0	0	1	-4
Team					0 1 1	0	0	0	0	0	0	
Totals		25-59	5-17	13-15	9 23 32	24 19	68	10	11	7	2	-2

Technical Fouls: NONE

Wisconsin - 70 Record: 14-3 (4-2)

NO. Name	Min	FG M-A	3P M-A	FT M-A	Rebounds OR DR TOT	Fouls PF FD	TP	AS	TO	ST	Blocks BS BA	+/-
22 Steven Crowl	F 28:03	5-10	0-3	4-4	0 7 7	3 5	14	1	0	0	1	-6
31 Nolan Winter	F 18:07	0-3	0-2	4-4	1 5 6	2 4	4	1	1	0	0	1
9 John Torje	G 35:31	3-7	1-4	10-10	0 4 4	0 5	17	0	3	1	0	2
11 Max Klesmit	G 29:52	1-5	1-3	1-2	0 2 2	2 3	4	1	2	0	0	6
25 John Blackwell	G 30:55	5-12	1-4	4-6	2 4 6	4 5	15	2	3	1	0	-2
7 Carter Gilmore	28:26	2-3	1-1	0-0	2 1 3	3 1	5	1	1	0	1	7
4 Kamari McGee	16:21	3-5	1-3	2-2	1 0 1	2 1	9	0	1	0	0	-1
33 Jack Janicki	07:47	0-2	0-2	0-0	0 1 1	0 0	0	0	0	0	0	-1
13 Xavier Amos	04:59	1-1	0-0	0-0	0 1 1	3 0	2	0	1	0	0	-1
Team					0 0 0	0	0	0	0	0	0	
Totals		20-48	5-22	25-28	6 25 31	19 24	70	6	12	2	2	2

Technical Fouls: NONE

	OSU	UW
Biggest lead	2 (1 st 18:26)	17 (1 st 0:21)
Best Scoring Run	9 (2 nd 10:18)	11 (1 st 14:06)
Lead Changes	1	
Times Tied	1	
Time with Lead	00:47	37:06
Points from	OSU	UW
Turnovers	9	13
Paint	32	28
Second Chance	14	7
Fast Breaks	11	8
Bench	16	16
Period by Period Scoring	OSU	UW
1st	20	48
2nd	48	68
TOT	37	33

GAME 18: #24 WISCONSIN 84, USC 69

Jan. 18, 2025 • Los Angeles, Calif. • Galen Center

Official Basketball Box Score - Final
Wisconsin at USC
01/18/25 Galen Center, Los Angeles, Calif.
2024-25 USC Men's BasketballGame Time: 12:00 PM
Game Duration: 1:53
Attendance: 5,598

Officials: Michael Reed, Tim Corne, Randy Richardson

Wisconsin - 84 Record: 15-3 (5-2)

NO. Name	Min	FG M-A	3P M-A	FT M-A	Rebounds OR DR TOT	Fouls PF FD	TP	AS	TO	ST	Blocks BS BA	+/-
22 Steven Crowl	F 17:40	3-4	1-1	2-2	0 3 3	4 2	9	1	1	0	1	0
31 Nolan Winter	F 27:30	6-7	1-2	0-0	2 3 5	3 1	13	3	0	1	0	12
9 John Torje	G 22:03	0-3	0-2	0-0	0 0 0	2 1	0	1	2	0	0	3
11 Max Klesmit	G 27:16	7-14	2-9	2-2	0 2 2	0 5	18	4	1	2	0	9
25 John Blackwell	G 33:49	10-16	2-7	6-7	0 5 5	1 5	28	1	3	2	0	15
4 Kamari McGee	28:32	3-5	2-3	2-2	1 2 3	2 1	10	4	1	2	0	21
7 Carter Gilmore	24:14	1-2	0-1	0-0	1 2 3	1 1	2	3	1	0	0	15
33 Jack Janicki	06:50	0-1	0-1	0-0	0 1 1	1 1	0	0	0	0	0	7
13 Xavier Amos	08:52	1-3	1-2	1-2	0 0 0	0 0	0	1	4	0	1	0
2 Jack Robison	00:39	0-0	0-0	0-0	0 0 0	0 0	0	0	0	0	0	-4
5 Daniel Freitag	00:39	0-0	0-0	0-0	0 0 0	0 0	0	0	0	0	0	-4
15 Isaac Gard	00:39	0-0	0-0	0-0	0 0 0	0 0	0	0	0	0	0	-4
21 Chris Hodges	00:39	0-0	0-0	0-0	0 0 0	0 0	0	0	1	0	0	-4
35 Markus Iver	00:39	0-0	0-0	0-0	0 0 0	0 0	0	0	0	0	0	-4
Team					1 4 5	0	0	1	0	0	0	
Totals		31-55	9-28	13-15	5 22 27	14 18	84	17	12	8	1	0

Technical Fouls: NONE

USC - 69 Record: 11-7 (3-4)

NO. Name	Min	FG M-A	3P M-A	FT M-A	Rebounds OR DR TOT	Fouls PF FD	TP	AS	TO	ST	Blocks BS BA	+/-
0 Saint Thomas	F 39:26	7-11	2-3	3-4	2 2 4	1 2	19	3	3	2	0	-1
33 Josh Cohen	F 03:44	0-1	0-0	0-0	0 0 0	0 0	0	1	2	0	0	0
1 Desmond Claude	G 30:51	3-7	0-0	3-4	1 0 1	4 3	9	2	5	0	0	-12
6 Wesley Yates III	G 36:20	5-9	0-1	1-4	0 3 3	4 2	11	2	1	1	0	-18
7 Chibuzo Agbo	G 38:53	3-11	1-5	0-0	0 9 9	2 2	7	2	0	1	0	-16
12 Rashaun Apke	30:20	6-11	1-3	2-2	2 2 4	4 3	15	2	3	2	0	-11
8 Kevin Patton Jr.	14:54	1-1	1-1	2-2	0 2 2	1 1	5	1	1	0	0	-2
32 Clark Slagchert	03:19	1-2	1-2	0-1	1 0 1	1 1	3	0	0	0	0	-1
30 Harrison Hornery	02:13	0-0	0-0	0-0	0 0 0	0 0	0	0	0	0	0	-3
Team					1 0 1	0	0	1	0	0	0	
Totals		26-53	6-15	11-17	7 18 25	18 14	69	13	16	6	0	1

Technical Fouls: NONE

	WIS	USC
Biggest lead	19 (2 nd 17:54)	2 (1 st 18:16)
Best Scoring Run	10 (1 st 9:14)	13 (2 nd 14:51)
Lead Changes	1	
Times Tied	2	
Time with Lead	36:26	00:49
Points from	WIS	USC
Turnovers	22	13
Paint	38	28
Second Chance	8	8
Fast Breaks	13	9
Bench	16	23
Period by Period Scoring	WIS	USC
1st	42	42
2nd	42	84
TOT	27	42

GAME 19: UCLA 85, #18 WISCONSIN 83

Jan. 21, 2025 • Los Angeles, Calif. • Pauley Pavilion

Official Basketball Box Score - Final
Wisconsin at UCLA
01/21/25 Pauley Pavilion, Los Angeles, Calif.
2024-25 Men's BasketballGame Time: 6:30 PM
Game Duration: 2:10
Attendance: 6,695

Officials: Jason Phillips, Verne Harris, Nate Harris

Wisconsin - 83 Record: 15-4 (5-3)

NO. Name	Min	FG M-A	3P M-A	FT M-A	Rebounds OR DR TOT	Fouls PF FD	TP	AS	TO	ST	Blocks BS BA	+/-
22 Steven Crowl	F 29:19	4-6	1-2	2-2	2 3 5	3 3	11	3	2	1	1	7
31 Nolan Winter	F 18:36	2-4	1-2	0-0	0 1 1	1 1	5	0	1	0	0	-17
9 John Torje	G 33:39	8-9	6-7	2-3	1 4 5	3 6	24	2	2	0	0	-3
11 Max Klesmit	G 30:27	2-5	2-4	2-2	0 3 3	3 2	8	1	2	0	0	-8
25 John Blackwell	G 33:51	5-14	3-7	10-12	1 3 4	5 6	23	4	4	1	0	9
4 Kamari McGee	18:50	1-4	1-3	0-0	0 1 1	1 0	3	3	1	1	0	0
7 Carter Gilmore	24:04	2-3	1-2	0-0	0 1 1	4 1	5	1	1	0	0	13
13 Xavier Amos	06:04	1-3	0-2	2-2	0 2 2	2 1	4	0	0	0	0	-5
33 Jack Janicki	03:14	0-0	0-0	0-0	0 0 0	1 0	0	0	0	0	0	-5
35 Markus Iver	01:56	0-1	0-1	0-0	0 0 0	0 0	0	0	0	0	0	-1
Team					3 3 6	0	0	0	0	0	0	
Totals		25-49	15-30	18-21	7 21 28	23 20	83	14	13	3	1	-2

Technical Fouls: Blackwell 2nd 11:56

UCLA - 85 Record: 13-6 (4-4)

NO. Name	Min	FG M-A	3P M-A	FT M-A	Rebounds OR DR TOT	Fouls PF FD	TP	AS	TO	ST	Blocks BS BA	+/-
3 Eric Dailey Jr.	F 21:50	2-5	0-2	0-0	2 1 3	4 0	4	1	0	0	0	3
34 Tyler Blodau	F 31:21	6-10	2-4	2-2	0 2 2	5 1	16	0	1	1	0	0
0 Kobe Johnson	G 27:25	1-4	0-0	1-2	1 2 3	5 1	3	0	2	1	0	13
2 Dylan Andrews	G 33:36	4-10	1-4	0-1	0 1 1	0 2	9	7	1	2	0	-5
55 Skyy Clark	G 27:13	3-7	3-6	3-4	2 3 5	3 3	12	4	1	0	0	13
12 Sebastian Mack	24:00	6-12	0-3	7-8	0 4 4	0 7	19	2	1	0	0	-9
24 William Kyle III	05:41	0-0	0-0	0-0	0 0 0	1 2	0	1	0	0	2	-8
10 Lazar Stefanovic	07:47	0-2	0-0	0-0	1 0 1	0 0	0	0	0	1	0	-5
15 Aday Mara	21:08	7-7	0-0	8-11	4 1 5	3 6	22	0	1	0	2	0
Team					0 1 1	0	0	0	0	0	0	
Totals		29-57	6-19	21-28	10 15 25	21 22	85	15	7	6	4	1

Technical Fouls: Johnson 2nd 11:56

	WIS	UCL
Biggest lead	9 (1 st 0:33)	9 (2 nd 6:59)
Best Scoring Run	8 (1 st 7:47)	6 (2 nd 15:15)
Lead Changes	6	
Times Tied	4	
Time with Lead	14:09	24:25
Points from	WIS	UCL
Turnovers	13	10
Paint	20	30
Second Chance	13	10
Fast Breaks	0	4
Bench	12	41
Period by Period Scoring	WIS	UCL
1st	41	42
2nd	42	83
TOT	36	49

GAME 20: #18 WISCONSIN 83, NEBRASKA 55

Jan. 26, 2025 • Madison, Wis. • Kohl Center

Official Basketball Box Score - Final
Nebraska at Wisconsin
01/26/25 Kohl Center, Madison
2024-25 Men's BasketballGame Time: 12:00 PM
Game Duration: 1:45
Attendance: 16,838

Officials: Brian Dorsey, Larry Sciotto, Amy Bonner

Nebraska - 55 Record: 12-8 (2-7)

NO. Name	Min	FG M-A	3P M-A	Rebounds OR DR TOT	Fouls PF FD	TP	AS	TO	ST	Blocks BS BA	+/-
4 Juwan Gary	F 28:41	2-12	1-5	0 3 6 9	2 0	5	0	1	0	0	-31
9 Berke Buyuktuncel	F 29:53	3-9	1-4	0 0 6 6	1 2	7	0	1	1	0	-23
23 Andrew Morgan	F 21:39	2-5	0-1	1-3 2 3 5	2 3	5	1	1	0	0	-19
1 Sam Holberg	G 29:35	2-3	2-3	2 2 4	1 0	6	3	1	0	0	-23
3 Brice Williams	G 27:55	4-12	2-5	1 2 3	2 2	11	2	4	0	1	-28
0 Connor Essegian	23:19	3-10	2-7	0 0 2 2	1 2	8	2	2	0	1	-10
24 Rolfe Worster	22:50	3-6	1-1	0 0 3 3	2 1	7	4	1	3	0	3
2 Ahron Ullis	06:28	1-3	1-3	0 0 0 0	0 0	3	0	0	0	0	-3
12 Gavin Griffiths	04:17	0-1	0-1	0 0 0 0	0 0	0	1	0	0	0	-5
3 Jeff Jacobsen	03:30	0-0	0-0	1-2	0 0	1	0	0	0	0	-2
2 CJ Galloway	01:53	0-1	0-1	0 0 0 1	0 1	0	0	0	0	0	1
Team				1 4 5	0	0	0	1			
Totals		21-62	10-30	3-8 7 28 35	11 11 55	13	12	4	3	28	
Technical Fouls: NONE											

GAME 21: MARYLAND 76, #17 WISCONSIN 68
Jan. 29, 2025 • College Park, MD. • Xfinity Center



Official Basketball Box Score - Final
Wisconsin at Maryland
01/29/25 XFINITY Center, College Park
2024-25 Men's Basketball

Game Time: 7:00 PM
Game Duration: 2:03
Attendance: 17,950

Officials: Kelly Plester, Michael Reed, Verne Harris

Wisconsin - 68												
Record: 16-5 (6-4)												
NO. Name	Min	FG	3P	FT	Rebounds	Fouls	TP	AS	TO	ST	Blocks	+/-
		M/A	M/A	M/A	OR DR TOT	PF FD					BS BA	
22 Steven Crowl	F 31:50	4-9	0-2	2-3	4 5 9	2 3 10	3	2	0	1	0	-10
31 Nolan Winter	F 20:29	3-8	1-3	2-3	0 2 2	4 1 9	3	0	0	1	1	13
9 John Tonje	G 32:00	8-16	5-8	2-2	2 4 6	3 1 23	0	2	0	0	1	8
11 Max Kiesmit	G 30:58	1-8	1-6	2-4	1 6 7	2 6 5	3	1	1	0	0	-4
25 John Blackwell	G 26:56	3-6	1-2	3-5	0 3 3	4 4 10	1	1	2	0	0	1
4 Kamari McGee	22:48	2-8	1-3	4-4	0 2 2	1 2 9	1	1	0	0	0	-19
7 Carter Gilmore	16:43	1-2	0-1	0-0	2 3 5	2 1 2	0	0	0	0	0	-12
33 Jack Janicki	09:05	0-0	0-0	0-0	0 0 0	0 0 0	0	0	0	0	0	-10
13 Xavier Amos	09:11	0-2	0-2	0-0	0 0 0	1 0 1	0	1	1	0	0	-6
Team					3 2 5	0 1 1						
Totals		22-59	9-27	15-21	12 27 39	19 18 68	12	10	2	3	4	-8

Technical Fouls: NONE

Shooting By Period		
1 st FG%	10-26	38.5%
3PT%	6-16	37.5%
FT%	5-9	55.6%
2 nd FG%	12-33	36.4%
3PT%	3-11	27.3%
FT%	10-12	83.3%
GM FG%	22-59	37.3%
3PT%	9-27	33.3%
FT%	15-21	71.4%

Dead Ball Rebounds: 2.1

Maryland - 76												
Record: 17-5 (7-4)												
NO. Name	Min	FG	3P	FT	Rebounds	Fouls	TP	AS	TO	ST	Blocks	+/-
		M/A	M/A	M/A	OR DR TOT	PF FD					BS BA	
9 Seldon Miguel	F 33:53	4-9	4-5	0-0	0 2 2	4 0 12	2	0	0	0	0	-2
10 Julian Reese	F 29:47	6-9	0-0	2-2	2 6 8	2 5 14	0	2	0	1	1	1
25 Derek Queen	C 30:45	3-14	0-0	6-8	2 10 12	3 5 12	2	0	1	2	0	5
0 Ja'Kobi Gillespie	G 34:51	4-13	3-9	5-6	3 4 7	1 4 16	5	4	2	0	0	7
1 Rodney Rice	G 29:51	5-9	3-6	3-5	0 1 1	4 3 16	2	0	1	0	0	8
5 DeShawn Harris-Smith	16:49	1-3	1-1	0-0	2 2 4	0 0 3	1	1	0	0	2	10
6 Tafara Gapare	18:31	1-3	1-2	0-0	0 3 3	2 3 2	0	0	0	0	1	0
8 Jaylthon Young	05:14	0-1	0-1	0-0	0 0 0	1 0 1	0	1	0	0	0	2
22 Jordan Geronimo	00:19	0-0	0-0	0-0	0 0 0	0 0 0	0	0	0	0	0	0
Team					0 1 1	0 1 1						
Totals		24-60	12-24	16-21	9 29 38	18 19 78	13	8	4	4	3	8

Technical Fouls: NONE

Shooting By Period		
1 st FG%	11-33	33.3%
3PT%	5-13	38.5%
FT%	5-7	71.4%
2 nd FG%	13-27	48.1%
3PT%	7-11	63.6%
FT%	11-14	78.6%
GM FG%	24-60	40.0%
3PT%	12-24	50.0%
FT%	16-21	76.2%

Dead Ball Rebounds: 4.0

	WISC	UMD
Biggest lead	7 (1 st 6:52)	11 (2 nd 2:44)
Best Scoring Run	9 (2 nd 16:24)	11 (2 nd 8:36)
Lead Changes	5	
Times Tied	3	
Time with Lead	22:49	14:20

Points from		WISC	UMD
Turnovers	11	11	
Paint	24	20	
Second Chance	12	7	
Fast Breaks	4	9	
Bench	11	6	

Period by Period Scoring		1st	2nd	TOT
WISC		31	37	68
UMD		32	44	76

GAME 22: #17 WISCONSIN 75, NORTHWESTERN 69
Feb. 1, 2025 • Evanston, IL. • Welsh-Ryan Arena



Official Basketball Box Score - Final
Wisconsin at Northwestern
02/01/25 Welsh-Ryan Arena, Evanston
2024-25 Men's Basketball

Game Time: 1:00 PM
Game Duration: 2:02
Attendance: 7,039

Officials: Keith Kimble, Michael Irving, Mike Littlewood

Wisconsin - 75												
Record: 17-5 (7-4)												
NO. Name	Min	FG	3P	FT	Rebounds	Fouls	TP	AS	TO	ST	Blocks	+/-
		M/A	M/A	M/A	OR DR TOT	PF FD					BS BA	
22 Steven Crowl	F 27:45	1-4	1-3	0-0	0 7 7	3 1 3	1	1	0	1	0	-4
31 Nolan Winter	F 20:19	2-5	2-4	4-6	1 4 5	2 4 10	1	2	0	0	0	2
9 John Tonje	G 37:32	8-18	5-11	6-6	1 1 2	0 4 4	27	3	2	0	0	2
11 Max Kiesmit	G 27:01	3-7	1-4	4-4	0 4 4	1 2 11	2	1	0	0	0	1
25 John Blackwell	G 25:40	2-8	1-3	0-0	0 2 2	3 1 5	1	1	1	0	1	4
4 Kamari McGee	22:16	1-2	0-0	2-3	1 1 2	1 2 4	3	1	1	0	1	10
7 Carter Gilmore	24:05	5-7	3-5	2-2	2 5 7	2 2 15	1	0	0	0	0	11
33 Jack Janicki	07:54	0-2	0-2	0-0	1 0 1	1 0 1	0	1	0	0	0	2
13 Xavier Amos	07:28	0-0	0-0	0-0	0 1 1	1 0 0	0	0	0	0	0	2
Team					5 2 7	0 2						
Totals		22-53	13-32	18-21	11 27 38	14 16 75	13	10	2	1	4	6

Technical Fouls: NONE

Shooting By Period		
1 st FG%	8-28	28.6%
3PT%	5-18	27.8%
FT%	4-5	80%
2 nd FG%	14-25	56.0%
3PT%	8-14	57.1%
FT%	14-16	87.5%
GM FG%	22-53	41.5%
3PT%	13-32	40.6%
FT%	18-21	85.7%

Dead Ball Rebounds: 1.1

Northwestern - 69												
Record: 12-10 (3-8)												
NO. Name	Min	FG	3P	FT	Rebounds	Fouls	TP	AS	TO	ST	Blocks	+/-
		M/A	M/A	M/A	OR DR TOT	PF FD					BS BA	
2 Nick Martinelli	F 40:00	6-18	1-5	2-3	1 6 7	2 5 15	2	2	2	0	0	-8
34 Matthew Nicholson	C 29:23	4-5	0-0	2-2	3 3 6	2 1 10	2	0	0	2	1	6
1 Jalen Leach	G 37:12	8-14	5-8	2-2	2 5 7	2 5 23	7	0	0	0	0	0
3 Ty Berry	F 27:17	4-10	4-8	2-2	0 4 4	4 1 14	1	1	1	0	0	0
44 Angelo Claravino	G 20:31	0-6	0-3	0-0	0 1 1	2 1 0	2	2	1	1	0	-3
20 Justin Mullins	25:06	2-4	1-3	0-0	0 1 1	3 0 5	1	0	1	0	0	-14
5 Keenan Fitzmorris	10:33	1-1	0-0	0-0	0 0 0	1 0 2	1	0	0	1	0	-12
24 K.J. Windham	09:18	0-1	0-1	0-0	0 2 2	0 1 0	0	0	0	0	0	1
43 Blake Smith	00:40	0-0	0-0	0-0	0 0 0	1 0 0	0	0	0	0	0	-2
Team					1 0 1	0						
Totals		25-59	11-28	9-9	7 22 29	17 14 69	16	5	5	4	1	-6

Technical Fouls: Mullins 1st 6:54

	UW	NU
Biggest lead	11 (2 nd 4:30)	9 (2 nd 14:40)
Best Scoring Run	8 (1 st 5:46)	8 (1 st 17:19)
Lead Changes	3	
Times Tied	7	
Time with Lead	10:16	25:15

Points from		UW	NU
Turnovers	0	7	
Paint	16	18	
Second Chance	12	14	
Fast Breaks	2	7	
Bench	19	7	

Period by Period Scoring		1st	2nd	TOT
UW		25	50	75
NU		31	38	69

GAME 23: #21 WISCONSIN 76, INDIANA 64
Feb. 4, 2025 • Madison, WI. • Kohl Center



Official Basketball Box Score - Final
Indiana at Wisconsin
02/04/25 Kohl Center, Madison
2024-25 Men's Basketball

Game Time: 8:00 PM
Game Duration: 1:50
Attendance: 14,447

Officials: Randy Richardson, Tim Corner, Bart Lenox

Indiana - 64												
Record: 14-9 (5-7)												
NO. Name	Min	FG	3P	FT	Rebounds	Fouls	TP	AS	TO	ST	Blocks	+/-
		M/A	M/A	M/A	OR DR TOT	PF FD					BS BA	
5 Malik Reneau	F 17:01	3-6	0-0	0-0	0 6 6	1 2 6	0	0	0	0	1	-7
21 Mackenzie Mgbako	F 24:26	5-13	1-7	4-4	3 1 4	2 2 15	0	2	0	1	0	-17
11 Oumar Ballo	C 26:30	1-3	0-0	2-4	2 4 6	0 3 4	0	3	1	2	1	-16
1 Myles Rice	G 29:57	3-4	0-1	4-5	0 3 3	3 4 10	3	1	0	0	0	4
3 Anthony Leal	G 11:15	0-4	0-2	0-0	0 2 2	0 0 0	0	0	0	0	1	-22
10 Luke Goode	34:54	4-12	3-9	0-0	1 4 5	3 2 11	1	1	0	2	0	-2
32 Trey Galloway	32:00	4-8	1-5	0-0	1 3 4	3 0 9	5	3	1	0	0	-3
8 Bryson Tucker	23:57	3-7	2-3	1-2	2 4 6	2 2 9	0	0	0	0	0	3
Team					0 0 0	0 0						
Totals		23-57	7-27	11-15	9 27 36	14 15 64	9	11	5	3	3	-12

Technical Fouls: NONE

Shooting By Period		
1 st FG%	10-29	34.5%
3PT%	4-15	26.7%
FT%	4-5	80%
2 nd FG%	13-28	46.4%
3PT%	3-12	25.0%
FT%	7-10	70%
GM FG%	23-57	40.4%
3PT%	7-27	25.9%
FT%	11-15	73.3%

Dead Ball Rebounds: 1.2

Wisconsin - 76		Record: 19-5 (8-4)																																	
NO.	Name	Min	FG	3P	FT	Rebounds	Fouls	TP	AS	TO	ST	Blocks	+/-																						
			M/A	M/A	M/A	OR	DR	PF	FD			BS	BA																						
22	Steven Crowl	F 23:46	1-3	1-2	0-0	0	3	3	2	0	3	1	0	19																					
31	Nolan Winter	F 20:53	5-7	2-3	0-0	3	2	5	2	12	1	0	0	13																					
9	John Tonje	G 32:47	5-11	1-5	4-6	0	5	5	4	15	1	1	1	0	16																				
11	Max Kiesmit	G 25:12	4-10	2-6	3-3	0	1	2	1	2	3	13	6	3	1	18																			
25	John Blackwell	G 29:12	3-12	0-2	2-2	1	7	8	2	3	1	8	1	3	2	0	15																		
7	Carter McGee	18:38	3-4	3-3	1-2	1	2	3	0	1	1	0	0	0	1	0	9																		
7	Kaman Gilmore	19:47	3-7	3-3	0-0	0	2	3	0	10	1	0	0	0	0	0	6																		
33	Jack Janicki	11:33	0-1	0-0	0-0	0	1	1	1	1	1	0	0	0	0	0	9																		
13	Xavier Arms	13:03	2-4	0-2	2-4	1	2	3	2	2	6	0	1	0	0	0	-5																		
15	Isaac Gard	01:17	0-0	0-0	0-0	0	0	0	0	0	0	0	0	0	0	0	-6																		
18	Riccardo Greppi	01:17	0-0	0-0	0-0	0	1	1	1	0	0	0	0	0	0	0	-6																		
35	Markus Iler	01:17	0-1	0-1	0-0	0	0	0	0	0	0	0	0	0	0	0	-6																		
2	Jack Robison	01:09	0-0	0-0	0-0	0	0	0	0	0	0	0	0	0	0	0	-6																		
5	Daniel Freitag	01:09	0-0	0-0	0-0	0	0	0	0	0	0	1	0	0	0	0	-5																		
Totals						1			2		0			0																					
Team						26-60			12-29			12-17			76			13			6			8			3			3			12		

GAME 25: #16 WISCONSIN 94, #7 PURDUE 84

Feb. 15, 2025 • West Lafayette, IN. • Mackey Arena



Official Basketball Box Score - Final
Wisconsin at Purdue
02/15/25 Mackey Arena, West Lafayette
2024-25 Men's Basketball

Game Time: 1:00 PM
Game Duration: 2:11
Attendance: 14,876

Officials: Brian Dorsey, DJ Carstensen, John Floyd

Wisconsin - 94

Record: 20-5 (10-4)

NO.	Name	Min	FG M-A	3P M-A	FT M-A	Rebounds OR DR TOT	Fouls PF FO	TPs P	AS	TO	ST	Blocks BS	+/-				
22	Steven Crowl	F 20:25	1-1	0-0	0-0	0	1	1	4	0	3	3	0	0	0	2	
31	Nolan Winter	F 28:05	4-7	2-5	2-4	0	5	5	3	2	12	0	0	1	0	2	
9	John Tonje	G 34:26	10-15	4-9	8-9	0	6	6	0	8	32	3	2	0	1	0	11
11	Max Klesmit	G 33:28	5-10	1-6	6-7	0	2	2	0	7	17	6	1	1	0	0	16
25	John Blackwell	G 27:46	5-8	1-3	0-2	2	2	4	2	1	11	2	0	0	0	0	4
7	Carter Gilmore	24:17	1-2	0-1	0-0	0	1	1	3	1	2	1	0	0	2	0	14
4	Kamari McGee	07:06	1-1	0-0	2-2	0	1	1	1	2	4	1	0	0	0	0	0
13	Xavier Amos	07:13	1-2	0-1	0-0	0	2	2	1	0	2	0	0	0	0	0	2
33	Jack Janicki	17:14	4-6	3-4	0-0	0	1	1	0	0	11	2	0	0	1	0	-1
Team						0			0	0	0						
Totals			32-52	12-30	18-24	2	21	23	14	21	94	18	3	2	4	0	10

Technical Fouls:NONE

Shooting By Period		
1 st	FG%	14-27 51.9%
1 st	3PT%	6-18 33.3%
1 st	FT%	2-4 50%
2 nd	FG%	18-25 72.0%
2 nd	3PT%	6-12 50.0%
2 nd	FT%	16-20 80%
GM	FG%	32-52 61.5%
GM	3PT%	12-30 40.0%
GM	FT%	18-24 75.0%
Dead Ball Rebounds: 3, 2		

Purdue - 84

Record: 19-7 (11-4)

NO.	Name	Min	FG M-A	3P M-A	FT M-A	Rebounds OR DR TOT	Fouls PF	TP	AS	TO	ST	Blocks BS	+/-				
1	Caleb Furst	F 24:27	2-2	0-0	1-2	0	1	1	5	2	0	1	0	0			
4	Trey Kaufman-Renn	F 37:26	12-16	0-0	6-9	1	3	4	7	30	5	1	1	0	-5		
0	C.J. Cox	G 26:43	4-8	3-6	2-2	1	5	6	2	1	13	1	1	0	-11		
2	Fletcher Loyer	G 27:49	4-8	2-4	5-6	1	3	4	1	3	15	1	0	0	-7		
3	Braden Smith	G 40:00	2-10	0-2	2-2	0	5	5	3	1	6	12	1	0	3	-10	
23	Camden Heide	16:19	1-3	1-3	0-0	2	2	2	2	0	3	2	0	0	0	-14	
24	Gicarri Harris	08:45	1-2	1-2	0-0	0	1	1	0	0	3	0	0	0	0	-1	
34	Raleigh Burgess	00:49	0-0	0-0	0-0	0	0	0	0	0	0	0	0	0	0	-1	
5	Myles Colvin	17:43	3-7	3-5	0-0	0	1	1	4	0	9	0	0	0	0	-4	
Team																	
						1			0			0					
Totals			29-56	10-22	16-21	4	21	25	21	14	84	21	4	2	0	4	-10

Technical Fouls:NONE

	WIS	PUR
Biggest lead	12 (2 nd 0:14)	9 (1 st 5:31)
Best Scoring Run	11 (2 nd 13:34)	10 (1 st 15:27)
Lead Changes	7	
Times Tied	5	
Time with Lead	19:27	17:51

Points from			Period by Period Scoring		
Turnovers	WIS	PUR	1st	2nd	TOT
Paint	36	36			
Second Chance	3	9			
Fast Breaks	8	12			
Bench	19	15			
WIS	36	58	94		
PUR	37	47	84		

GAME 26: #11 WISCONSIN 95, ILLINOIS 74

Feb. 18, 2025 • Madison, WI. • Kohl Center



Official Basketball Box Score - Final
Illinois at Wisconsin
02/18/25 Kohl Center, Madison
2024-25 Men's Basketball

Game Time: 7:30 PM
Game Duration: 1:59
Attendance: 15,170

Officials: Tim Comer, Kelly Pfeifer, Ronald Groover

Illinois - 74

Record: 17-10 (9-8)

NO.	Name		Min	FG	3P	MA	FT	Rebounds	Fouls	TP	AS	TO	ST	Blocks	Bs	+/-		
				MA	MA	MA	MA	OR	DR	TOT	PF	FD						
3	Ben Humrichous	F	33:32	4-11	3-6	2-2	1	3	4	3	13	2	0	1	1	-19		
15	Jake Davis	F	07:55	2-4	2-4	0-0	0	1	1	2	0	6	0	0	0	-5		
4	Kylan Boswell	G	26:21	3-9	1-5	0-1	1	0	1	4	2	7	2	3	2	0	-14	
22	Tre White	G	24:06	1-4	0-1	5-6	1	4	5	3	4	7	0	2	0	-21		
32	Kasparas Jakucionis	G	23:51	2-3	0-1	2-2	1	4	5	4	1	6	0	7	2	0	-13	
7	Will Riley	F	29:51	4-9	1-2	2-2	1	2	3	0	4	11	3	1	1	1	-14	
13	Tomislav Ivicic	F	20:40	3-7	0-4	1-1	1	2	3	1	7	1	1	0	1	0	-10	
2	Dra Gibbs-Lawhorn	F	25:18	7-12	3-7	0-0	3	1	4	1	17	5	0	0	1	0	-10	
0	Carey Booth	F	06:34	0-1	0-0	0-0	0	2	2	0	0	0	0	0	0	0	0	
5	AJ Redd	F	00:56	0-0	0-0	0-0	0	0	0	0	0	0	0	0	0	0	0	
24	Keaton Kutcher	F	00:56	0-0	0-0	0-0	0	1	1	0	0	0	0	0	0	0	0	
Team								0	1	0		0						
Totals				26-60	10-30	12-14	9	21	30	18	14	74	13	14	6	5	1	-21

Technical Fouls:NONE

Shooting By Period		
1 st	FG%	14-30 46.7%
1 st	3PT%	6-15 40.0%
1 st	FT%	7-8 87.5%
2 nd	FG%	12-30 40.0%
2 nd	3PT%	4-15 26.7%
2 nd	FT%	5-6 83.3%
GM	FG%	26-60 43.3%
GM	3PT%	10-30 33.3%
GM	FT%	12-14 85.7%
Dead Ball Rebounds: 1, 0		

Wisconsin - 95

Record: 21-5 (11-4)

NO.	Name		Min	FG	3P	FT	Rebounds			Fouls	TP	AS	TO	ST	Blocks		+/-	
				MA	MA	MA	OR	DR	TOT	PF	FD				BS	BA		
22	Steven Crowl	F	27:43	7-10	3-3	3-4	2	5	7	0	2	20	5	1	2	0	8	
31	Nolan Winter	F	16:57	3-8	0-4	1-2	4	4	8	0	2	7	1	0	1	0	15	
9	John Tonje	G	30:58	9-15	3-5	10-12	1	2	3	7	31	0	3	4	0	1	17	
11	Max Klesmit	G	23:16	2-3	1-2	0-0	2	1	3	2	2	5	1	1	0	0	14	
25	John Blackwell	G	29:59	7-15	1-4	1-2	2	4	6	3	2	16	4	2	2	0	13	
7	Carter Gilmore		19:58	2-3	1-2	0-0	1	1	2	2	5	0	1	1	0	0	9	
4	Kamari McGee		21:20	1-5	0-0	2-2	0	4	4	3	1	4	2	0	0	0	3	
13	Xavier Amos		13:15	2-4	1-3	0-0	1	1	1	1	5	1	2	0	0	0	8	
33	Jack Janicki		10:45	0-0	0-0	0-0	2	2	1	0	0	3	0	1	0	0	12	
3	Camren Hunter		01:19	0-0	0-0	0-0	1	1	0	0	0	0	0	0	0	0	2	
18	Riccardo Greppi		01:19	1-2	0-1	0-0	0	0	0	0	2	0	0	0	0	0	2	
35	Markus Iler		01:19	0-0	0-0	0-0	0	0	0	0	0	0	0	0	0	0	2	
15	Isaac Gard		00:56	0-0	0-0	0-0	0	0	0	0	0	0	0	0	0	0	0	
21	Chris Hodges		00:56	0-0	0-0	0-0	0	0	0	0	0	0	0	1	0	0	0	
Team							1	2	3	0	0	0	0					
Totals				34-65	10-24	17-22	13	26	39	14	18	95	17	10	12	1	5	21

Technical Fouls:NONE

	III	WIS
Biggest lead	3 (1 st 19:34)	21 (2 nd 0:56)
Best Scoring Run	6 (1 st 4:05)	8 (1 st 7:34)
Lead Changes	3	
Times Tied	3	
Time with Lead	01:21	37:05

Points from			Period by Period Scoring		
Turnovers	III	WIS	1st	2nd	TOT
Paint	28	45			
Second Chance	13	12			
Fast Breaks	0	7			
Bench	35	16			
WIS	47	48	95		

GAME 27: OREGON 77, #11 WISCONSIN 73 (OT)

Feb. 22, 2025 • Madison, WI. • Kohl Center



Official Basketball Box Score - Final
Oregon at Wisconsin
02/22/25 Kohl Center, Madison
2024-25 Men's Basketball

Game Time: 11:00 AM
Game Duration: 2:15
Attendance: 16,838


Officials: Keith Kimble, Mike Littlewood, John Floyd

Oregon - 77

Record: 20-8 (9-8)

NO.	Name	Min	FG	3P	FT	Rebounds	Fouls	TP	AS	TO	ST	Blocks	BS	BA																											
			MA	MA	MA	OR	DR	PF	FD			BS	BA																												
21	Brandon Angel	F 19:13	0-3	0-2	0-0	0	1	1	1	0	0	1	0	1	0	-16																									
32	Nate Bittle	C 28:23	9-17	1-2	4-5	2	4	6	3	4	23	1	2	0	3	0	13																								
3	Jackson Sheldast	G 41:14	5-14	3-5	0-0	0	3	3	0	2	13	2	2	2	0	0	1																								
5	TJ Bamba	G 29:55	3-9	0-0	0-0	0	0	0	0	4	0	6	1	0	2	0	1																								
9	Keeshawn Barthelmy	G 34:12	5-11	2-3	2-2	1	3	4	2	2	14	2	2	1	0	0	0																								
7	Supreme Cook	14:10	0-2	0-0	0-0	0	1	3	4	1	2	0	0	0	2	0	-10																								
2	Jadrian Tracey	17:03	4-7	2-5	1-2	0	1	1	2	1	11	0	1	0	0	0	4																								
10	Kwame Evans Jr.	23:19	4-8	0-3	2-3	3	6	9	1	3	10	0	0	1	1	1	16																								
0	Ra'Heim Moss	12:54	0-1	0-0	0-0	0	3	3	0	0	1	0	1	0	0	0	8																								
11	Mookie Cook	04:37	0-0	0-0	0-0	0	0	0	0	0	1	0	1	0	0	0	3																								
Team						3			3			6			0																										
Totals			30-72			8-23			10			27			37			14			77			8			8			9			5			1			0		

GAME 29: #8 MICHIGAN STATE 71, #11 WISCONSIN 62
 Mar. 2, 2025 • East Lansing, MI. • Breslin Center

		Official Basketball Box Score - Final														Game Time: 1:30 PM Game Duration: 2:03 Attendance: 14,797		Officials: Jeffrey Anderson, James Breeding, Kelly Pfeifer			
		Wisconsin at Michigan St. 03/02/25 Breslin Events Center, East Lansing 2024-25 Men's Basketball																			
Wisconsin - 62		Record: 22-7 (12-6)																			
NO.	Name	Min	FG M-A	3P M-A	FT M-A	Rebounds OR DR TOT	Fouls PF FD	TP	AS	TO	ST	Blocks BS BA	+/-	Shooting By Period							
22	Steven Crowl	F 29:31	4-9	1-3	1-2	2 2 4	1 1 1	10	3	1	0	0 0	-6	1 st FG%	12-32 37.5%						
31	Nolan Winter	F 28:47	3-8	2-6	4-4	3 14 17	0 3 3	12	1	1	0	1 1	-7	3PT%	2-16 12.5%						
4	Kamari McGee	G 34:36	1-8	0-5	1-2	0 3 3	3 1 3	3	3	2	1	0 0	-17	FT%	8-10 80%						
9	John Torje	G 35:48	3-13	1-8	4-4	0 6 6	3 4 1	11	0	2	1	1 1	-2	2 nd FG%	10-33 30.3%						
25	John Blackwell	G 37:04	7-19	0-6	2-2	1 5 6	3 4 16	1	2	0	0	4 4	-8	3PT%	3-16 18.8%						
7	Carter Gilmore	15:53	2-4	0-1	0-1	0 1 1	2 2 4	1	1	1	1	1 0	-3	FT%	5-6 83.3%						
13	Jack Janicki	13:05	1-1	0-0	1-1	0 1 1	3 2 3	0	0	0	0	1 0	-1	GM FG%	22-65 33.8%						
13	Xavier Amos	02:00	0-1	0-1	0-0	0 0 0	0 0 0	0	0	0	0	0 0	-7	3PT%	5-32 15.6%						
35	Markus Ilver	03:16	1-2	1-2	0-0	0 0 0	0 0 0	3	0	0	0	0 0	6	FT%	13-16 81.3%						
Team						2 0 2		0		0				Dead Ball Rebounds: 0.2							
Totals			22-65	5-32	13-16	8 32 40	15 17 62	9	9	3	4	6	-9								
Technical Fouls: NONE																					
Michigan St. - 71		Record: 24-5 (15-3)																			
NO.	Name	Min	FG M-A	3P M-A	FT M-A	Rebounds OR DR TOT	Fouls PF FD	TP	AS	TO	ST	Blocks BS BA	+/-	Shooting By Period							
0	Jaxon Kohler	F 30:02	4-10	0-2	2-3	7 9 16	1 2 1	10	2	2	0	1 1	11	1 st FG%	12-38 31.6%						
10	Szymon Zapala	C 17:18	1-3	0-0	0-0	0 5 5	4 1 2	0	2	2	2	1 0	3	3PT%	6-19 31.6%						
1	Jeremy Fears Jr.	G 23:15	0-4	0-0	1-2	0 1 1	1 3 1	5	0	0	0	2 1	1	FT%	2-4 50%						
3	Jaden Akins	G 30:33	6-18	4-9	3-6	3 5 8	1 3 19	1	0	0	0	0 24		2 nd FG%	16-33 48.5%						
11	Jase Richardson	G 20:33	4-9	3-6	0-1	0 5 5	3 2 11	6	1	1	0	0 0	-2	3PT%	3-8 37.5%						
5	Tre Holloman	18:53	2-9	0-6	0-1	0 3 3	1 1 4	2	1	0	0	0 5		FT%	4-9 44.4%						
15	Carson Cooper	21:40	4-6	0-0	0-0	0 4 4	2 1 8	1	1	0	2	1 1	-1	GM FG%	28-71 39.4%						
55	Coen Carr	13:01	2-2	0-0	0-0	1 0 1	2 0 4	2	1	1	1	0 0	-3	3PT%	9-27 33.3%						
8	Frankie Fidler	20:00	4-8	1-2	0-0	0 6 6	1 2 9	1	0	0	0	0 0	2	FT%	6-13 46.2%						
34	Xavier Booker	04:45	1-2	1-2	0-0	0 0 0	1 0 3	0	1	0	1	0 0	3	Dead Ball Rebounds: 3.0							
Team						2 0 2		0		0											
Totals			28-71	9-27	6-13	13 38 51	17 15 71	20	9	4	6	4	9								
Technical Fouls: NONE																					
Biggest lead		WIS		MSU		Points from		WIS		MSU		Period by Period Scoring									
		9 (1 st 15:09)		10 (2 nd 0:47)		Turnovers		11		7		1 st		2 nd							
Best Scoring Run		7 (2 nd 6:57)		8 (2 nd 16:55)		Paint		32		32		WIS		34							
Lead Changes		11				Second Chance		9		12		MSU		28							
Times Tied		7				Fast Breaks		8		20				62							
Time with Lead		15:07		19:55		Bench		10		28				71							

SPECIAL STATISTICS

Game	Pts off T/O (Wis / Opp)	Pts in Paint (Wis / Opp)	2nd Chance Pts (Wis / Opp)	Fast Break Pts (Wis / Opp)	Bench Pts (Wis / Opp)
11/04/24 HOLY CROSS	17 / 10	34 / 16	13 / 3	12 / 8	17 / 22
11/07/24 MONTANA STATE	10 / 12	24 / 14	10 / 4	9 / 6	15 / 16
11/10/24 APP STATE	16 / 2	48 / 24	10 / 10	8 / 0	20 / 18
11/15/24 #9 ARIZONA	14 / 12	26 / 42	5 / 24	8 / 13	23 / 19
11/18/24 UTRGV	15 / 6	28 / 24	16 / 14	14 / 6	12 / 31
11/22/24 vs. UCF	12 / 12	38 / 32	7 / 13	10 / 12	27 / 30
11/24/24 vs. Pitt	10 / 11	46 / 44	11 / 4	11 / 6	10 / 19
11/30/24 CHICAGO STATE	19 / 6	26 / 18	12 / 2	5 / 11	19 / 23
12/03/24 MICHIGAN	11 / 13	28 / 34	12 / 12	4 / 19	12 / 6
12/07/24 at Marquette	7 / 18	28 / 44	16 / 19	4 / 6	12 / 10
12/10/24 at Illinois	10 / 14	34 / 32	12 / 16	2 / 4	19 / 7
12/14/24 vs. Butler	10 / 5	40 / 24	11 / 10	5 / 12	13 / 14
12/22/24 DETROIT MERCY	10 / 12	36 / 14	16 / 2	7 / 9	22 / 8
1/03/25 IOWA	8 / 21	38 / 34	12 / 11	13 / 14	32 / 18
1/06/25 RUTGERS	6 / 15	38 / 28	8 / 6	10 / 12	13 / 41
1/10/25 MINNESOTA	19 / 13	22 / 24	18 / 10	6 / 6	14 / 18
1/14/25 OHIO STATE	13 / 9	28 / 32	7 / 14	8 / 11	16 / 16
1/18/25 USC	22 / 13	38 / 28	8 / 8	13 / 9	16 / 23
1/21/25 UCLA	13 / 10	20 / 30	13 / 10	0 / 4	12 / 41
1/26/25 NEBRASKA	17 / 3	26 / 20	5 / 10	12 / 7	27 / 21
1/29/25 MARYLAND	11 / 11	24 / 20	12 / 7	4 / 9	11 / 6
2/01/25 NORTHWESTERN	0 / 7	16 / 18	12 / 14	2 / 7	19 / 7
2/04/25 INDIANA	18 / 7	26 / 26	10 / 9	11 / 4	25 / 29
2/08/25 IOWA	7 / 13	20 / 20	5 / 8	3 / 9	13 / 23
2/15/25 PURDUE	5 / 5	36 / 36	3 / 9	8 / 12	19 / 15
2/18/25 ILLINOIS	13 / 13	48 / 28	12 / 13	7 / 0	16 / 35
2/22/25 OREGON	12 / 24	40 / 38	10 / 15	19 / 6	14 / 21
2/25/25 WASHINGTON	14 / 10	42 / 32	9 / 6	10 / 8	33 / 14
3/02/25 MICHIGAN STATE	11 / 7	32 / 32	9 / 12	8 / 20	10 / 28
RUNNING TOTAL	329 / 314	930 / 706	304 / 297	233 / 250	514 / 579
PER GAME AVERAGE	11.3 / 10.8	32.1 / 24.3	10.5 / 10.2	8.0 / 8.6	18.7 / 20.0

TEAM SUPERLATIVES

WISCONSIN	HIGH		LOW	
• Points	116	vs. Iowa (1/3/25)	62	at #8 Michigan State (3/5/25)
• First-Half Points	55	vs. #9 Arizona (11/15/24)	25	at Northwestern (2/1/25)
• Second-Half Points	62	vs. Iowa (1/3/25)	28	2x MR; at #8 Michigan State (3/5/25)
• Field Goals Made	40	vs. Iowa (1/3/25)	20	vs. Ohio State (1/14/25)
• Field Goal Attempts	70	vs. Appalachian State (11/10/24)	48	vs. Ohio State (1/14/25)
• Field Goal Percentage	.645 (40-62)	vs. Iowa (1/3/25)	.338 (22-65)	at #8 Michigan State (3/5/25)
• 3-Point Field Goals Made	21	vs. Iowa (1/3/25)	5	3x; MR at #8 Michigan State (3/5/25)
• 3-Point Field Goal Attempts	37	vs. Nebraska (1/26/25)	20	2x; MR vs. Pitt (11/24/24)
• 3-Point Field Goal Pct. (min. 15 att.)	.677 (21-31)	vs. Iowa (1/3/25)	.156 (5-32)	at #8 Michigan State (3/5/25)
• Free Throws Made	41	vs. #9 Arizona (11/15/24)	6	3x; MR vs. Oregon (2/22/25)
• Free Throw Attempts	47	vs. #9 Arizona (11/15/24)	6	2x; MR vs. Oregon (2/22/25)
• Free Throw Pct. (min. 15 att.)	1.000 (16-16)	vs. Holy Cross (11/4/24)	.667 (14-21)	at Illinois (12/10/24)
• Offensive Rebounds	16	2x; MR vs. Detroit Mercy (12/22/24)	2	2x; MR at #7 Purdue (2/15/25)
• Defensive Rebounds	38	vs. Nebraska (1/26/25)	18	at Illinois (12/10/24)
• Total Rebounds	50	vs. Detroit Mercy (12/22/24)	23	at #7 Purdue (2/15/25)
• Fouls	31	vs. #9 Arizona (11/15/24)	9	vs. Washington (2/25/25)
• Assists	26	vs. Iowa (1/3/25)	6	vs. Ohio State (1/14/25)
• Turnovers	17	vs. Oregon (2/22/25)	2	vs. Butler (12/14/24)
• Steals	14	vs. Appalachian State (11/10/24)	2	5x; MR at #7 Purdue (2/15/25)
• Blocked Shots	6	vs. Detroit Mercy (12/22/24)	0	2x; MR vs. Iowa (1/3/25)

OPPONENT	HIGH		LOW	
• Points	88	2x; MR at #5 Marquette (12/7/24)	53	2x; MR vs. Detroit Mercy (12/22/24)
• First-Half Points	52	vs. UTRGV (11/18/24)	20	2x; MR vs. Ohio State (1/14/25)
• Second-Half Points	51	at #5 Marquette (12/7/24)	24	at Iowa (2/8/25)
• Field Goals Made	32	vs. Iowa (1/3/25)	20	vs. Chicago St (11/30/24)
• Field Goal Attempts	74	vs. #9 Arizona (11/15/24)	51	vs. Butler (12/14/24)
• Field Goal Percentage	.518 (29-56)	at #7 Purdue (2/15/25)	.333 (22-66)	vs. Detroit Mercy (12/22/24)
• 3-Point Field Goals Made	13	vs. UTRGV (11/18/24)	2	vs. UCF (11/22/24)
• 3-Point Field Goal Attempts	33	2x; MR at Illinois (12/10/24)	8	vs. Detroit Mercy (12/22/24)
• 3-Point Field Goal Pct. (min. 15 att.)	.500 (12-24)	at Maryland (1/29/25)	.118 (2-17)	vs. UCF (11/22/24)
• Free Throws Made	28	vs. #9 Arizona (11/15/24)	3	2x; MR vs. Washington (2/25/25)
• Free Throw Attempts	40	vs. #9 Arizona (11/15/24)	6	vs. Detroit Mercy (12/22/24)
• Free Throw Pct. (min. 15 att.)	.880 (22-25)	at Illinois (12/10/24)	.375 (3-8)	vs. Washington (2/25/25)
• Offensive Rebounds	24	vs. #9 Arizona (11/15/24)	3	vs. Holy Cross (11/4/24)
• Defensive Rebounds	38	at #8 Michigan State (3/5/25)	14	vs. Iowa (1/3/25)
• Total Rebounds	52	vs. #9 Arizona (11/15/24)	21	2x; MR vs. Iowa (1/3/25)
• Fouls	32	vs. #9 Arizona (11/15/24)	11	vs. Nebraska (1/26/25)
• Assists	21	at #7 Purdue (2/15/25)	5	vs. Detroit Mercy (12/22/24)
• Turnovers	18	vs. Appalachian State (11/10/24)	4	at #7 Purdue (2/15/25)
• Steals	9	2x; MR vs. Oregon (2/22/25)	1	2x; MR vs. Butler (12/14/24)
• Blocked Shots	11	vs. Michigan (12/3/24)	0	3x MR at #7 Purdue (2/15/25)

MISCELLANEOUS	HIGH	SECOND-HIGHEST
• UW's Largest Deficit Overcome in Win	16 (5-21, 13:39 1H) vs. Holy Cross (11/4/24)	14 (11-25, 7:29 1H) vs. Pitt (11/24/24)
• UW's Largest Deficit Overcome in Win (2nd Half/OT)	9 (2x) MR (35-44, 14:40 2H) at Northwestern (2/1/25)	7 (54-61, 15:44 2H) vs. UTRGV (11/18/24)
• UW's Largest Lead Surrendered in Loss	17 (38-21, 2:07 1H) vs. Oregon (2/22/25)	9 (2x) MR (41-32, 0:07 1H) at UCLA (1/21/25)
• UW's Largest Lead Surrendered in Loss (2nd Half/OT)	16 (55-39, 12:10 2H) vs. Oregon (2/22/25)	7 (43-36, 19:42 2H) at UCLA (1/21/25)
• UW's Largest Halftime Lead	17 vs. Ohio State (1/14/25)	16 vs. Appalachian State (11/10/24)
• UW's Largest Halftime Deficit	7 vs. Pitt (11/24/24)	6 at Northwestern (2/1/25)
• UW's Largest Lead	2x; MR 34 (116-82 , 0:21 2H) vs. Iowa (1/3/25)	2x; MR 32 (81-49, 6:09 2H) vs. Washington (2/25/25)
• UW's Largest Deficit	16 (5-21, 13:39 1H) vs. Holy Cross (11/4/24)	15 (70-55, 8:49 2H) at #5 Marquette (12/7/24)

INDIVIDUAL SUPERLATIVES

WISCONSIN	HIGH	SECOND-HIGHEST
• Points	41 John Tonje vs. #9 Arizona (11/15/24)	33 John Tonje vs. Pitt (11/24/24)
• First-Half Points	22 John Tonje vs. #9 Arizona (11/15/24)	19 John Blackwell vs. Washington (2/25/25)
• Second-Half Points	25 John Tonje vs. Pitt (11/24/24)	22 John Tonje at #7 Purdue (2/15/25)
• Field Goals Made	11 4x; MR Blackwell at USC (1/18/25)	10 John Tonje at #7 Purdue (2/15/25)
• Field Goal Attempts	20 John Tonje vs. Oregon (2/22/25)	19 2x; MR Blackwell at #8 Michigan State (3/5/25)
• Field Goal Percentage (min. 7 att.)	.889 (8-9) John Tonje at UCLA (1/21/25)	.857 (6-7) 2x; MR Winter at USC (1/18/25)
• 3-Point Field Goals Made	6 4x; MR Tonje at UCLA (1/21/25)	5 3x; MR Tonje at Northwestern (2/1/25)
• 3-Point Field Goal Attempts	11 4x; MR Tonje at Northwestern (2/1/25)	10 2x; MR Tonje vs. Oregon (2/22/25)
• 3-Point Field Goal Pct. (min. 5 att.)	.857 (6-7) John Tonje at UCLA (1/21/25)	.800 (4-5) Kamari McGee vs Iowa (1/3/25)
• Free Throws Made	21 John Tonje vs. #9 Arizona (11/15/24)	10 5x; MR Tonje vs Illinois (2/18/25)
• Free Throw Attempts	22 John Tonje vs. #9 Arizona (11/15/24)	12 2x; MR Tonje vs. Illinois (2/18/25)
• Free Throw Pct. (min. 9 att.)	1.000 (10-10) 3x; MR Tonje vs. Ohio State (1/14/25)	.955 (21-22) John Tonje vs. #9 Arizona (11/15/24)
• Offensive Rebounds	6 Nolan Winter vs. App State (11/10/24)	5 2x; MR Winter vs. Detroit Mercy (12/22/24)
• Defensive Rebounds	14 Nolan Winter at #8 Michigan State (3/5/25)	9 John Blackwell vs. Washington (2/25/25)
• Total Rebounds	17 Nolan Winter at #8 Michigan State (3/5/25)	11 2x; MR Winter vs. Detroit Mercy (12/22/24)
• Fouls	5 9x; MR Gilmore at Iowa (2/8/25)	4 12x; MR McGee vs. Oregon (2/22/25)
• Assists	6 4x; MR Klesmit at #7 Purdue (2/15/25)	5 9x; MR Crowl vs. Illinois (2/18/25)
• Turnovers	6 Steven Crowl vs. Oregon (2/22/25)	5 3x; Blackwell at Rutgers (1/6/25)
• Steals	5 Max Klesmit vs. Appalachian State (11/10/24)	4 John Tonje vs. Illinois (2/18/25)
• Blocked Shots	3 2x; MR Janicki vs. Detroit Mercy (12/22/24)	2 5x; MR Gilmore at #7 Purdue (2/15/25)

OPPONENT	HIGH	SECOND-HIGHEST
• Points	32 Kam Jones at #5 Marquette (12/7/24)	30 Trey Kaufman-Renn at #7 Purdue (2/15/25)
• First-Half Points	16 2x; MR Bradley vs. #9 Arizona (11/15/24)	14 4x; MR Akins at #8 Michigan State (3/5/25)
• Second-Half Points	21 Trey Kaufman-Renn at #7 Purdue (2/15/25)	19 2x; MR Thornton vs Ohio State (1/14/25)
• Field Goals Made	12 2x; MR Kaufman-Renn at #7 Purdue (2/15/25)	9 5x; MR Bittle vs. Oregon (2/22/25)
• Field Goal Attempts	21 Kam Jones at #5 Marquette (12/7/24)	20 Lovejoy vs. Detroit Mercy (12/22/24)
• Field Goal Percentage (min. 7 att.)	1.000 (7-7) Aday Mara at UCLA (1/21/25)	.875 (7-8) Cameron Corhen vs. Pitt (11/24/24)
• 3-Point Field Goals Made	5 Jalen Leach at Northwestern (2/1/25)	4 6x; MR Akins at #8 Michigan State (3/2/25)
• 3-Point Field Goal Attempts	9 3x; MR Akins at #8 Michigan State (3/2/25)	8 5x; MR 2 Players at Northwestern (2/1/25)
• 3-Point Field Goal Pct. (min. 5 att.)	.800 (4-5) Selton Miguel at Maryland (1/29/25)	.625 (5-8) Jalen Leach at Northwestern (2/1/25)
• Free Throws Made	9 Tre White at Illinois (12/10/24)	8 2x; MR Mara at UCLA (1/21/25)
• Free Throw Attempts	13 Jaden Bradley vs. #9 Arizona (11/15/24)	11 Aday Mara at UCLA (1/21/25)
• Free Throw Pct. (min. 8 att.)	.900 (9-10) Tre White at Illinois (12/10/24)	.889 (8-9) Chase Ross at #5 Marquette (12/7/24)
• Offensive Rebounds	7 2x; MR Kohler at #8 Michigan State (3/2/25)	5 Ivan Njegovan vs Ohio State (1/14/25)
• Defensive Rebounds	10 2x; MR Queen at Maryland (1/29/25)	9 3x; MR Kohler at #8 Michigan State (3/2/25)
• Total Rebounds	16 Jaxon Kohler at #8 Michigan State (3/2/25)	13 Tobe Awaka vs. #9 Arizona (11/15/24)
• Fouls	5 9x; Furst at #7 Purdue (2/15/25)	4 33x; Kepnang vs. Washington (2/25/25)
• Assists	12 Braden Smith at #7 Purdue (2/15/25)	7 2x; MR Leach at Northwestern (2/1/25)
• Turnovers	7 Kasparas Jakucionis (2/18/25)	5 3x; MR Claude at USC (1/18/25)
• Steals	4 2x; MR Thelwell vs. Iowa (1/3/25)	3 5x; MR Sandfort at Iowa (2/8/25)
• Blocked Shots	5 Danny Wolf vs. Michigan (12/3/24)	3 4x; MR Kepnang vs. Washington (2/25/25)

THE LAST TIME WISCONSIN...

Wisconsin Team

UW ranked No. 1 in AP Top 25: Feb. 21, 2007
UW ranked in AP Top 25: No. 12 (3/3/25)
UW ranked in USA Today Coaches Poll: No. 12 (3/3/25)
Played AP No. 1-ranked opponent: Loss at Arizona, 98-73 (12/9/23)
Defeated AP No. 1-ranked opponent: Villanova, 65-62 (3/18/17)
Played AP No. 2-ranked opponent: Loss vs. Purdue, 69-75 (2/4/24)
Defeated opponent ranked 3-10 by AP: Win vs. No. 7 Purdue, 94-84 (2/15/25)
Defeated opponent ranked 11-25 by AP: Win vs. No. 24 Virginia, 65-41 (11/20/23)
Defeated AP Top 25 opponent on the road: Win at No. 7 Purdue, 94-84 (2/15/25)

Scoring

Scored 20 or more points: 24, John Blackwell vs. Washington (2/25/25)
Scored 30 or more points: 31, John Tonje vs. Illinois (2/18/25)
Scored 40 or more points: 41, John Tonje vs. #9 Arizona (11/15/24)
Two or more Badgers scored 30 points, same game: Joe Franklin (31) and Chuck Nagle (30) vs. Purdue (3/2/68) — only other time this happened in school history was Jack Brens (31) and Ken Siebel (31) vs. Utah (12/28/62)
Two or more Badgers scored 20 points, same game: John Tonje (31) and Steven Crowl (20) vs. Illinois (2/18/25)
Three or more Badgers scored 20 points, same game: Jon Leuer (24), Josh Gasser (21), Jordan Taylor (20), vs. PVAMU (11/14/10)
Scored 20 points in one half: John Tonje 21 points 2H vs. Illinois (2/18/25)
Scored 20 points/two straight games: John Tonje (22 at Iowa, 2/8/25; 32 at No. 7 Purdue, 2/15/25; 31 vs. Illinois, 2/18/25; 22 vs. Oregon, 2/22/25)
Scored 20 points/three straight games: John Tonje (22 at Iowa, 2/8/25; 32 at No. 7 Purdue, 2/15/25; 31 vs. Illinois 2/18/25; 22 vs. Oregon, 2/22/25)
Scored 20 points/four straight games: John Tonje (22 at Iowa, 2/8/25; 32 at No. 7 Purdue, 2/15/25; 31 vs. Illinois 2/18/25; 22 vs. Oregon, 2/22/25)
Scored 20 points/five straight games: Johnny Davis (26 vs. Iowa, 1/6/22; 37 at #3 Purdue, 1/3/22; 20 vs. Illinois State, 12/29/21; 24 at #21 Ohio State, 12/11/21; 23 vs. Indiana, 12/8/21)
Scored 30 points/two straight games: John Tonje (32 at No. 7 Purdue, 2/15/25; 31 vs. Illinois, 2/18/25)
No Badger scored in double figures: vs. Marquette (12/8/12)
One Badger scored in double figures: 14, Connor Essegian at Indiana (1/14/23)
Four players scored in double figures: Steven Crowl (10), John Tonje (11), Nolan Winter (12), and John Blackwell (16) at No. 8 Michigan State (3/2/25)
Five players scored in double figures: Nolan Winter (12), John Tonje (32), Max Klesmit (17), Jack Janicki (11), and John Blackwell (11) at No. 7 Purdue (2/15/25)
Six players scored in double figures: Reuvers (19), Davison (15), Ford (12), King (12), Trice (11) and Pritzl (10) vs. Green Bay (11/21/19)
UW Scored 70 or more points: 88, vs. Washington (2/25/25)
UW Scored 80 or more points: 88, vs. Washington (2/25/25)
UW Scored 90 or more points: 95, vs. Illinois (2/18/25)
UW Scored 100 or more points: 116, vs. Iowa (1/3/25)

Field Goal Shooting

Shot 90 percent or better (min. 10 att.): .900 (9-10), Carlton McGee vs. Michigan (2/26/92)
UW shot 50 percent or better: .516 (33-64), vs. Washington (2/25/25)
UW shot 60 percent or better: .615 (32-52), at No. 7 Purdue (2/15/25)
UW shot 70 percent or better: .744, vs. Army (12/30/79)
UW made 30 or more field goals: 33, vs. Washington (2/25/25)
UW made 40 or more field goals: 40, vs. Iowa (1/3/25)
UW made 50 or more field goals: Has not happened
UW attempted 60 or more field goals: 65, at No. 8 Michigan State (3/2/25)
UW attempted 70 or more field goals: 70, vs. Appalachian State (11/10/24)
UW attempted 80 or more field goals: 83, vs. Northwestern (1/28/95)
UW attempted 100 or more field goals: 102, vs. South Dakota (12/9/72)

3-Point Field Goal Shooting

Made 5 or more 3-point field goals: John Tonje (5-11 3FG) at Northwestern (2/1/25)
UW shot 40 percent or better (min. 8 att.): .417 (10-24) vs. Illinois (2/18/25)
UW shot 50 percent or better (min. 8 att.): .500 (15-30) at UCLA (1/21/25)
UW shot 60 percent or better (min. 8 att.): .677 (21-31) vs. Iowa (1/3/25)
UW shot 70 percent or better (min. 8 att.): .727, at Indiana (2/25/10)
UW shot 80 percent or better (min. 8 att.): .889, vs. North Dakota St. (12/10/86)
UW shot 90 percent or better (min. 8 att.): .900, at Illinois (1/25/97)
UW made 10 or more 3-point field goals: 10, vs. Washington (2/25/25)
UW made 15 or more 3-point field goals: 17, vs Nebraska (1/26/25)
UW attempted 30 or more 3-point field goals: 32, at No. 8 Michigan State (3/2/25)
UW attempted 40 or more 3-point field goals: 40, vs. Temple (12/3/01)

Double-Double / Triple-Double

Triple-double: Ethan Happ (13 pts, 12 reb, 11 ast) vs. Northwestern (1/26/19)
Double-double (Pts/Reb): Nolan Winter (12 pts, 17 reb) at No. 8 Michigan State (3/2/25)
Double-double (Pts/Ast): Ethan Happ (10 pts, 11 reb, 12 ast) vs. Coppin St. (11/6/18)
Double-double (Ast/Reb): Ethan Happ (10 pts, 11 reb, 12 ast) vs. Coppin St. (11/6/18)
Double-double in consecutive games: Tyler Wahl vs. Iowa (2/22), at Michigan (2/26/23)
Two with double-double: Storr (14p, 12r) and Crowl (16p, 10r) vs. Ohio St (2/13/24)

Free Throw Shooting

Perfect at the FT line (min. 10 att.): 10-10, John Tonje vs. Ohio State (1/14/25)
UW shot 80 percent or better (min. 12 att.): .813 (13-16), at No. 8 Michigan State (3/2/25)
UW shot 90 percent or better (min. 12 att.): .926 (25-27), vs. Butler (12/14/24)
UW shot 100 percent (min. 12 att.): 16-16, vs. Holy Cross (11/4/24)
UW made 20 or more free throws: 25, vs. Ohio State (1/14/25)
UW made 30 or more free throws: 41, vs. #9 Arizona (11/15/24)
UW made 40 or more free throws: 41 vs. #9 Arizona (11/15/24)
UW attempted 30 or more free throws: 32, vs. UTRGV (11/18/24)
UW attempted 40 or more free throws: 47, vs. #9 Arizona (11/15/24)
UW attempted 50 or more free throws: 50, at Indiana (2/12/62)
UW attempted 60 or more free throws: 61, at Michigan (2/21/53)

Rebounds

Had 10+ rebounds: 17, Nolan Winter at No. 8 Michigan State (3/2/25)
Had 15+ rebounds: 17, Nolan Winter at No. 8 Michigan State (3/2/25)
Had 20+ rebounds: 25, Joe Chernelich vs. St. Mary's (12/2/76)
Had 30+ rebounds: 30, Paul Morrow vs. Purdue (1/3/53)
Had 10+ reb. in consecutive games: Tyler Wahl, Two Straight (2/22/23, 2/26/23)
UW had 40+ rebounds: 40, at No. 8 Michigan State (3/2/25)
UW had 50+ rebounds: 50, vs. Detroit Mercy (12/22/24)

Assists

Had 10 or more assists: 11, Ethan Happ vs. Northwestern (1/26/19)
Had 15 or more assists: Has not happened
UW had 20 or more assists: 26, vs. Iowa (1/3/25)
UW had 30 or more assists: 30, vs. Iowa (3/9/94)

Blocked Shots

Had 5 or more blocked shots: 9 Nate Reuvers vs. Eastern Illinois (11/8/19)
Had 10 or more blocked shots: Has not happened
UW had 10 or more blocked shots: 10 vs. Eastern Illinois (11/25/20)
UW had 15 or more blocked shots: Has not happened

Steals

Had 5 or more steals: 5, Max Klesmit vs. Appalachian State (11/10/24)
Had 10 or more steals: 10, Mike Kelley vs. Texas (12/7/99)
UW had 10 or more steals: 12, vs. Illinois (2/18/25)
UW had 15 or more steals: 16, vs. California (12/2/12)

Turnovers

UW had 1 or fewer turnovers: 1, vs. Iowa (1/20/15)
UW had 5 or fewer turnovers: 5, vs. Washington (2/25/25)
UW had 0 turnovers in a half: 0 in 2H, at No. 7 Purdue (2/15/25)
Opponent committed 15 or more turnovers: 15, vs. Minnesota (1/10/25)
Opponent committed 20 or more turnovers: 21, Robert Morris (11/17/23)

Overtime

Won a game in overtime: 76-75, vs. Purdue (3/16/24)
Lost a game in overtime: 73-77, vs. Oregon (2/22/25)
Played a 2-overtime game: win vs. Indiana (80-73), 1/7/21
Played a 3-overtime game: loss vs. Indiana (85-86), 2/16/87
Played in consecutive OT games: at Penn State (2/8/23) and at Nebraska (2/11/23)

Miscellaneous

Hit a buzzer beater: vs. Purdue, 3/16/24 (Chucky Hepburn scores layup, UW 66-66)
Won after trailing by at least 10 pts in second half: 10 vs. SMU, 12/22/23 (down 40-30, 13:00 remaining - won 69-61)
Won after trailing by at least 15 pts in second half: 17 vs. Indiana, 12/8/21 (down 42-25, 19:43 remaining - won 64-59)
UW scored 10 straight points or more: 14-0 (7:09 1H) vs. Oregon (2/22/25)
UW scored 15 straight points or more: 24-0 (10:45 - 2:44 1H) vs. App State (11/10/24)
UW held opp. scoreless 5:00+ min: 5:03 (11:15 1H - 6:12 1H) vs. Oregon (2/22/25)
UW held opp. scoreless for 8:00+ min: 8:42 (7:42 1H - 19:18 2H) vs. Michigan (12/3/24)