



# 2024-25 Montana Men's Basketball NCAA Tournament Preview



## 2025 BIG SKY REGULAR SEASON & TOURNAMENT CHAMPIONS





## MONTANA BASKETBALL



Game Notes | Contact: Jackson Wagner, MBB Sports Information Director | jackson.wagner@umontana.edu

## SCHEDULE

Date	Opponent	Time/Result
Nov. 4	Hawai'i Hilo	W, 92-61
Nov. 8	at Oregon	L, 79-48
Nov. 10	Northwest Indian	W, 94-44
Nov. 13	at #11 Tennessee	L, 92-57
Nov. 18	at Utah State	L, 95-83
Nov. 24	Denver^	W, 83-73
Nov. 25	Utah Tech^	W, 69-66
Nov. 27	CSUN^	W, 83-75
Dec. 4	South Dakota State %	W, 71-67
Dec. 7	at St. Thomas %	L, 88-81
Dec. 10	Montana Tech	W, 89-60
Dec. 16	at Northern Iowa	L, 104-76
Dec. 21	at San Francisco	L, 71-67
Jan. 2	at Eastern Washington*	W, 92-81
Jan. 4	at Idaho*	W, 73-71
Jan. 9	Northern Arizona*	W, 81-76
Jan. 11	Northern Colorado*	L, 81-57
Jan. 16	at Weber State*	W, 63-59
Jan. 18	at Idaho State*	L, 83-61
Jan. 20	Idaho*	W, 72-67
Jan. 25	Montana State*	W, 77-70
Jan. 30	Portland State*	W, 92-78
Feb. 1	Sacramento State*	W, 87-59
Feb. 6	at Northern Colorado*	W, 86-78
Feb. 8	at Northern Arizona*	W, 83-80
Feb. 13	Idaho State*	W, 81-68
Feb. 15	Weber State*	W, 65-58
Feb. 22	at Montana State*	W, 89-85
Feb. 27	at Sacramento State*	W, 60-54
Mar. 1	at Portland State*	L, 79-76 (OT)
March 3	Eastern Washington*	W, 83-72
March 9	#7 Northern Arizona !	W, 74-65
March 11	#6 Idaho (ESPN2)!	W, 78-55
March 12	#1 Northern Colorado (ESPN2)!	W, 91-83
March 20	(3) Wisconsin (TNT) #	11:30 AM

All start times listed as Mountain Time  
 \* Big Sky Conference game  
 ^ Stew Morrill Classic (Missoula, Montana)  
 % Big Sky-Summit Challenge  
 ! Big Sky Tournament Game  
 # NCAA Tournament Game

## NCAA FIRST ROUND: (14) MONTANA VS. (3) WISCONSIN

MARCH 20 / 11:30 A.M. (MT) / DENVER, COLO. / BALL ARENA



## MONTANA GRIZZLIES

2024-25 Record ..... 25-9 (15-3 Big Sky)  
 2023-24 Record ..... 24-12 (12-6 Big Sky)  
 2023-24 Postseason ..... CBI Quarterfinals  
 Head Coach ..... Travis DeCuire (11th Season)  
 Record at UM ..... 226-133 (140-61 Big Sky)  
 Career Record ..... Same

## STATISTICAL LEADERS

Minutes/Game ..... M. Moore (30.7)  
 Points/Game ..... M. Williams (13.3)  
 Rebounds/Game ..... J. Pridgen (6.9)  
 Three-Pointers ..... M. Moore (60)  
 Assists ..... M. Williams (106)  
 Blocks ..... J. Pridgen (25)  
 Steals ..... K. Johnson (44)



## #18 WISCONSIN BADGERS

2024-25 Record ..... 26-9 (13-7 Big 10)  
 2023-24 Record ..... 22-14 (11-9 Big 10)  
 2023-24 Postseason ..... NCAA First Round  
 Head Coach ..... Greg Gard (10th Season)  
 Record at Wis. .... 212-116 (.646)  
 Career Record ..... Same

## STATISTICAL LEADERS

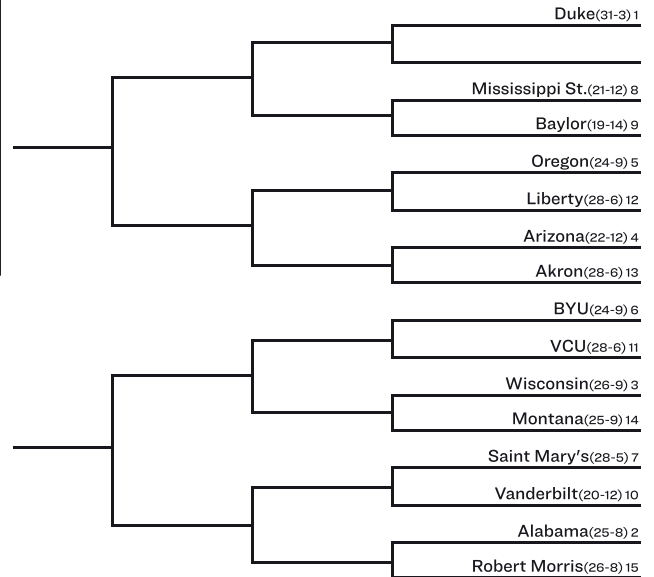
Minutes/Game ..... J. Tonje (31.1)  
 Points/Game ..... J. Tonje (19.2)  
 Rebounds/Game ..... N. Winter (5.9)  
 Three-Pointers ..... J. Tonje (80)  
 Assists ..... S. Crowl (87)  
 Blocks ..... Crowl/Gilmore (16)  
 Steals ..... K. McGee (31)

## GAME COVERAGE

TV: TNT  
 ..... PxP: Brad Nessler  
 ..... Analyst: Brendan Haywood  
 ..... Sideline: Dana Jacobson  
 AUDIO: Montana Grizzly Radio Network  
 ..... KGVO (1290 AM/98.3 FM)  
 ..... Varsity Network app  
 ..... PxP: Riley Corcoran  
 Westwood One (Sirius 210 / XM 203)  
 ..... PxP: Kevin Kugler  
 ..... Analyst: Austin Croshore

## QUICK HITS

- Montana is one of just 14 teams in the entire country that has been .500 or better in 17 straight seasons.
- Montana is appearing in the NCAA Tournament for the 13th time in program history. This is the 50th anniversary of the first-ever appearance, and also first win, in 1975. The Griz are 2-13 all-time at the Big Dance.
- Since Jan. 20, Montana has gone 14-1. The 14 wins are tied for the 6th most in the NCAA during that time.
- Montana has more Big Sky Conference Tournament wins and championships than any other team in conference history.



## GRIZ HOOPS ROSTER

No.	Name	Pos.	Yr.	Ht.	Wt.	Hometown (Previous School)	GP-GS	MPG	PPG	RPG	AST	BLK	STL
0	Money Williams	G	So.	6-4	200	Oakland, Calif. (Oakland HS)	34-20	27.2	13.3	3.6	106	9	38
1	Kai Johnson	G	Sr.	6-4	190	Olympia, Wash. (Western Washington)	34-20	24.3	11.1	3.1	61	19	44
2	Chase Henderson	G	So.	6-0	170	Des Moines, Iowa (Hoover HS)	--	--	--	--	--	--	--
3	Malik Moore	G	Jr.	6-5	190	Ventura, Calif. (Pepperdine)	29-28	30.7	12.8	3.2	70	3	22
4	Tyler Thompson	G	Fr.	6-6	190	Fairfield, Calif. (Vanden HS)	--	--	--	--	--	--	--
5	Amari Jedkins	F	R-So.	6-7	195	Racine, Wis. (Green Bay)	28-1	9.1	1.4	1.7	7	8	6
8	Jeremiah Dargan	G	Jr.	6-4	190	Concord, Calif. (West Valley College)	12-0	5.8	2.6	0.7	4	1	6
11	Joe Pridgen	G	Sr.	6-5	210	Winchendon, Mass. (Northeastern)	34-34	27.7	11.5	6.9	45	25	29
12	Brandon Whitney	G	Gr.	6-1	183	Mission Hills, Calif. (Bishop Alemany HS)	34-34	29.8	9.5	2.2	92	1	23
14	Zack Davidson	F	R-Fr.	6-8	203	Santa Ana, Calif. (Mater Dei HS)	15-0	6.6	2.4	1.7	1	1	3
15	Jalen Foy	F	Jr.	6-7	215	Las Vegas, Nev. (Northeastern JC)	16-0	5.4	0.9	0.9	4	3	0
20	Austin Patterson	G	Sr.	6-3	185	Sonora, Calif. (Sacramento State)	34-0	19.6	5.7	2.3	25	14	22
22	Adam Shoff	G	Gr.	6-1	167	Redding, Calif. (Shasta College)	13-0	1.2	0.2	0.1	0	0	0
23	Connor Dick	G	So.	6-3	175	Missoula, Mont. (Hellgate HS)	--	--	--	--	--	--	--
32	Te'Jon Sawyer	F	Sr.	6-8	255	San Francisco, Calif. (CC of San Francisco)	33-32	23.7	9.2	3.9	42	21	17
50	Jensen Bradtke	F	R-Fr.	6-10	220	Sandringham, Australia (Saint Mary's)	24-1	10.5	3.4	1.5	4	6	3

Head Coach: Travis DeCuire, 11th Season (Montana, '94)

Associate Head Coach: Chris Cobb, 11th Season (Menlo College, '09) Assistant Coach: Jay Flores, 9th Season (Chico State, '12)

Assistant Coach: Anderson Clarke, 7th Season (Concordia Irvine, '18) Assistant Coach: DJ Broome, 4th Season (Cal Poly Humboldt, '12)

Assistant Coach: Reuben Williams, 2nd Season (Cal State Fullerton, '22)



# MONTANA BASKETBALL



The 1974-75 team was the first in school history to play in the NCAA tournament. The Griz advanced to the regional semifinals (Sweet 16) before losing to John Wooden's UCLA Bruins, who went on to win the national championship that year.

## POSTSEASON HISTORY

YEAR	TOURNAMENT (SEED)	ROUND	OPPONENT	W/L	SCORE	SITE	VENUE
<b>Head Coach: Jud Heathcote</b>							
1974-75	NCAA	Reg. Quarterfinals	Utah State	W	69-63	Pullman, Wash.	Beasley Coliseum
	NCAA	Sweet 16	UCLA	L	64-67	Portland, Ore.	Memorial Coliseum
	NCAA	Reg. Third Place	UNLV	L	67-75	Portland, Ore.	Memorial Coliseum
<b>Head Coach: Mike Montgomery</b>							
1984-85	NIT	1st Round	UCLA	L	47-78	Los Angeles, Calif.	Pauley Pavilion
1985-86	NIT	1st Round	Texas Christian	L	69-76	Missoula, Mont.	Dahlberg Arena
<b>Head Coach: Stew Morrill</b>							
1990-91	NCAA (16)	1st Round	(1) UNLV	L	65-99	Tuscon, Ariz.	Wells Fargo Arena
<b>Head Coach: Blaine Taylor</b>							
1991-92	NCAA (14)	1st Round	(3) Florida State	L	68-78	Boise, Idaho	Taco Bell Arena
1994-95	NIT	1st Round	UTEP	L	60-90	El Paso, Texas	Memorial Gym
1996-97	NCAA (16)	1st Round	(1) Kentucky	L	54-92	Salt Lake City, Utah	Jon M. Huntsman Center
<b>Head Coach: Don Holst</b>							
2001-02	NCAA (15)	1st Round	(2) Oregon	L	62-81	Sacramento, Calif.	ARCO Arena
<b>Head Coach: Larry Krystkowiak</b>							
2004-05	NCAA (16)	1st Round	(1) Washington	L	77-88	Boise, Idaho	Taco Bell Arena
2005-06	NCAA (12)	1st Round	(5) Nevada	W	87-79	Salt Lake City, Utah	Jon M. Huntsman Center
	NCAA (12)	2nd Round	(4) Boston College	L	56-69	Salt Lake City, Utah	Jon M. Huntsman Center
<b>Head Coach: Wayne Tinkle</b>							
2009-10	NCAA (14)	1st Round	(3) New Mexico	L	57-62	San Jose, Calif.	Event Center
2010-11	CBI	1st Round	Duquesne	L	76-87	Missoula, Mont.	Dahlberg Arena
2011-12	NCAA (13)	1st Round	(4) Wisconsin	L	49-73	Albuquerque, N.M.	The Pit
2012-13	NCAA (13)	1st Round	(4) Syracuse	L	34-81	San Jose, Calif.	Event Center
<b>Head Coach: Travis DeCuire</b>							
2014-15	NIT (7)	1st Round	(2) Texas A&M	L	64-81	College Station, Texas	Reed Arena
2015-16	CBI	1st Round	Nevada	L	75-79	Reno, Nev.	Lawlor Events Center
2017-18	NCAA (14)	1st Round	(3) Michigan	L	47-61	Wichita, Kan.	INTRUST Bank Arena
2018-19	NCAA (15)	1st Round	(2) Michigan	L	55-74	Des Moines, Iowa	Wells Fargo Arena
2023-24	CBI	1st Round	Presbyterian	W	82-79 (OT)	Daytona Beach, Fla.	Ocean Center
	CBI	Quarterfinal	Arkansas State	L	61-74	Daytona Beach, Fla.	Ocean Center
2024-25	NCAA (14)	1st Round	(3) Wisconsin			Denver, Colo.	Ball Arena

## NCAA TOURNAMENT HISTORY

Appearance: 13th

Last Appearance: 2019

Record: 2-13

Last win: 3/16/06, vs. (5) Nevada

As a 12-Seed: 1-1 (last, 2006)

As a 13-Seed: 0-2 (last, 2013)

As a 14-Seed: 0-3 (last, 2018)

As a 15-Seed: 0-2 (last, 2019)

As a 16-Seed: 0-3 (last, 2005)

### Individual Single Game Highs

Points: 32, Eric Hays - 3/20/75 vs. UCLA

Rebounds: 13, Brian Qvale - 3/18/10 vs. New Mexico

Assists: 7, Andrew Strait - 3/16/06 vs. Nevada

### Team Single Game Highs

Points: 87, vs. Nevada - 3/16/06

Rebounds: 40, vs. Utah State - 3/15/75

Assists: 19, vs. Boston College - 3/18/06

\*Montana's win in 2006 was the last victory by a Big Sky Conference team at the NCAA Tournament. The conference is currently on an 18-game losing streak at the NCAA Tournament.

\*This year is the 50th anniversary of Montana's first NCAA Tournament victory. The Grizzlies beat Utah State 69-63 on March 15, 1975.





## MONTANA BASKETBALL

**Money Williams**Fr. • G • 6-4/200  
Oakland, California  
Oakland HS**0****Kai Johnson**Sr. • G • 6-4/190  
Olympia, Wash.  
Western Washington**1****Chase Henderson**So.. • G • 6-0/165  
Des Moines, Iowa  
Hoover HS**2****Malik Moore**Jr. • F • 6-5/190  
Ventura, Calif.  
Pepperdine**3****Tyler Thompson**Fr. • G • 6-6/190  
Fairfield, Calif.  
Vanden HS**4****Amari Jenkins**R-So. • F • 6-7/195  
Racine, Wis.  
Green Bay**5****Jeremiah Dargan**Jr. • G • 6-4/190  
Concord, Calif.  
West Valley College**8****Joe Pridgen**Gr. • G • 6-5/210  
Winchendon, Mass.  
Northeastern**11****Brandon Whitney**Gr. • G • 6-1/183  
Mission Hills, California  
Bishop Alemany HS**12****Zack Davidson**R-Fr. • F • 6-9/224  
Santa Ana, Calif.  
Mater Dei HS**14****Jalen Foy**Jr. • F • 6-7/215  
Las Vegas, Nev.  
Northeastern JC**15****Austin Patterson**Sr. • G • 6-3/185  
Sonora, Calif.  
Sacramento State**20****Adam Shoff**Gr. • G • 6-1/167  
Redding, Calif.  
Enterprise HS**22****Connor Dick**So. • G • 6-3/194  
Missoula, Montana  
Hellgate HS**23****Te'Jon Sawyer**Sr. • F • 6-8/252  
San Francisco, California  
CC of San Francisco**32****Jensen Bradtke**R-Fr.. • F • 6-10/220  
Sandringham, Australia  
Saint Mary's (CA)**50****Travis DeCuire**Head Coach  
11th Season  
Montana, 1994**Chris Cobb**Associate Head Coach  
11th Season  
Menlo College, 2009**Jay Flores**Assistant Coach  
9th Season  
Chico State, 2012**Anderson Clarke**Assistant Coach  
7th Season  
Concordia-Irvine, 2018**DJ Broome**Assistant Coach  
4th Season  
Cal Poly Humboldt, 2012**Reuben Williams**Assistant Coach  
2nd Season  
Cal State Fullerton, 2022



## MONTANA BASKETBALL



## 2024-25 MONTANA GRIZ NUMERICAL ROSTER

No.	Name	Pos.	Ht.	Wt.	Yr	Hometown (Previous School)
0	Money Williams	G	6-4	200	So.	Oakland, Calif. (Oakland HS)
1	Kai Johnson	G	6-4	190	Sr.	Olympia, Wash. (Western Wash.)
2	Chase Henderson	G	6-0	165	So.	Des Moines, Iowa (Hoover HS)
3	Malik Moore	G	6-5	190	Jr.	Ventura, Calif. (Pepperdine)
4	Tyler Thompson	G	6-6	190	Fr.	Fairfield, Calif. (Vanden HS)
5	Amari Jedkins	F	6-7	195	R-So.	Racine, Wis. (Green Bay)
8	Jeremiah Dargan	G	6-4	190	Jr.	Concord, Calif. (West Valley College)
11	Joe Pridgen	G	6-5	210	Sr.	Winchendon, Mass. (Northeastern)
12	Brandon Whitney	G	6-1	183	Sr.	Mission Hills, Calif. (Bishop Alemany HS)
14	Zack Davidson	F	6-9	224	R-Fr.	Santa Ana, Calif. (Mater Dei HS)
15	Jalen Foy	F	6-7	215	Jr.	Las Vegas, Nev. (Northeastern JC)
20	Austin Patterson	G	6-3	185	Sr.	Sonora, Calif. (Sacramento State)
22	Adam Shoff	G	6-1	167	Gr.	Redding, Calif. (Shasta College)
23	Connor Dick	G	6-3	194	So.	Missoula, Mont. (Hellgate HS)
32	Te'Jon Sawyer	F	6-8	252	Sr.	San Francisco, Calif. (CC of San Francisco)
50	Jensen Bradtke	F	6-10	220	R-Fr.	Sandringham, Australia (Saint Mary's)

## 2024-25 MONTANA GRIZ ALPHABETICAL ROSTER

No.	Name	Pos.	Ht.	Wt.	Yr	Hometown (Previous School)
50	Jensen Bradtke	F	6-10	220	R-Fr.	Sandringham, Australia (Saint Mary's)
8	Jeremiah Dargan	G	6-4	190	Jr.	Concord, Calif. (West Valley College)
14	Zack Davidson	F	6-9	224	R-Fr.	Santa Ana, Calif. (Mater Dei HS)
23	Connor Dick	G	6-3	194	So.	Missoula, Mont. (Hellgate HS)
15	Jalen Foy	F	6-7	215	Jr.	Las Vegas, Nev. (Northeastern JC)
2	Chase Henderson	G	6-0	165	So.	Des Moines, Iowa (Hoover HS)
5	Amari Jedkins	F	6-7	195	R-So.	Racine, Wis. (Green Bay)
1	Kai Johnson	G	6-4	190	Sr.	Olympia, Wash. (Western Wash.)
3	Malik Moore	G	6-5	190	Jr.	Ventura, Calif. (Pepperdine)
20	Austin Patterson	G	6-3	185	Sr.	Sonora, Calif. (Sacramento State)
11	Joe Pridgen	G	6-5	210	Sr.	Winchendon, Mass. (Northeastern)
32	Te'Jon Sawyer	F	6-8	252	Sr.	San Francisco, Calif. (CC of San Francisco)
22	Adam Shoff	G	6-1	167	Gr.	Redding, Calif. (Shasta College)
4	Tyler Thompson	G	6-6	190	Fr.	Fairfield, Calif. (Vanden HS)
12	Brandon Whitney	G	6-1	183	Sr.	Mission Hills, Calif. (Bishop Alemany HS)
0	Money Williams	G	6-4	200	So.	Oakland, Calif. (Oakland HS)

## COACHING STAFF

**Head Coach:** Travis DeCuire, 11th Season (Montana, '94)

**Associate Head Coach:** Chris Cobb, 11th Season (Menlo College, '09)

**Assistant Coach:** Jay Flores, 9th Season (Chico State, '12)

**Assistant Coach:** Anderson Clarke, 7th Season (Concordia Irvine, '18)

**Assistant Coach:** DJ Broome, 4th Season (Cal Poly Humboldt, '12)

**Assistant Coach:** Reuben Williams, 2nd Season (Cal State Fullerton, '22)

## PRONUNCIATION GUIDE

#1 Kai Johnson..... like Sky  
 #8 Jeremiah Dargan..... DAR-gan  
 #32 Te'Jon Sawyer ..... tay-zhon

DJ Broome ..... broom  
 Anderson Clarke .....clark  
 Travis DeCuire ..... duh-CURE  
 Jay Flores ..... floor-es





## NOTES

## BIG SKY CHAMPS AGAIN

Montana won the Big Sky Conference Tournament for a record-extending 12th time this season. The Grizzlies have more Big Sky Tournament Championships than any other school, and have also won the most games (51) at the tournament.

This is the third title under DeCuire in six appearances in the championship game. He's reached the title game in 60 percent of his appearances, winning it in 30 percent.

The Grizzlies have 18 wins at the Big Sky Conference Tournament under Coach DeCuire. It's the 14th most conference tourney wins in the NCAA in that time.

Montana also shared the regular season championship with Northern Colorado. It was the 13th regular season Big Sky Championship for Montana, the 2nd most in league history.

The Grizzlies have now won seven Big Sky Regular Season Championships this century, more than any other school in the Big Sky. The 13 titles trail only Weber State, who have the most all time with 22. The Wildcats won eight of the first 10 championships from 1964-73.

This is the longest time between trophies for Montana since going eight years from 1978 to 1986.

## GRIZ SHOTS: BETTER ODDS THAN A COIN FLIP

Montana is shooting 50.2 percent from the floor this season, the 2nd best percentage in the entire country. They are one of only two teams that have made at least half of their attempts from the field entering the NCAA Tournament, and the only team that reached the tournament to do so. (Gonzaga is shooting 50.0 percent, but have made 1,049-of-2,100 attempts).

The Grizzlies won the Big Sky Championship behind a field goal percentage of .652, outpacing the top shooting team in the country on that night in Boise. It's the best shooting performance by a Grizzly team (vs. D1) since 2011, and the 42nd best in the NCAA this year. At one point in the game, Montana had made 14 straight field goals over 13:09 of game time and 46:14 of real time.

Montana has 21 single-game shooting percentages over 50 percent this season, tied for the most in the country. It's the most in a single season in program history.

The Big Sky Championship game was Montana's 4th time shooting 60 percent or better, the 2nd most in the NCAA this year behind only Northern Colorado.

## RED HOT SHOOTING IN 2025

Since the calendar flipped to 2025, Montana has been the 2nd best shooting team in the country at 51.7 percent. The Grizzlies are 18-3 in the calendar year 2025. The 18 wins are also tied for 4th most in the country this calendar year.

## SHORT SUMMARY OF THE SEASON

Montana played an incredibly difficult non-conference schedule (19th NC SOS), winning all seven home games while dropping all six road contests. The six road games were against teams that combined to go 87-12 (.879) at home this year.

The Griz started 4-2 in conference play, but had a negative scoring margin after two blowout losses to Northern Colorado (24 points) and Idaho State (25 points). From that point on, Montana would go 14-1 with the only loss coming in overtime on the road to Portland State.

Malik Moore made his season debut after the three road games at Oregon, Tennessee, and Utah State. The Grizzlies made a big change to the starting lineup on Jan. 25 against Montana State, swapping Kai Johnson in for Money Williams. They are 13-1 since that change.

Montana has won behind hot shooting, ranking 2nd in the country in field goal percentage (.502). They have been great at holding halftime leads (19-2), and have won a lot of close games (15-3 in games decided by single digits). They've had a balanced offense with six players scoring at least 20 in a game and no player leading Montana in scoring more than 9 times.

## WHITNEY BREAKS DeCUIRE'S RECORD

Brandon Whitney made history on the final game of the regular season by recording his 426th career assist. It moved him past his own head coach and into first place all-time in Montana's history.

He did it in dramatic fashion, setting up Malik Moore for a three-pointer with 2:42 remaining. The play broke a 70-70 tie, and set Montana off on a 13-2 run to close out the game and clinch the regular season championship.

He passed Shane "Scooter" Christensen, who played for and now coaches the Harlem Globetrotters, for second place against Sacramento State (2/27).

Whitney has averaged 2.8 assists per game in his five years at Montana. DeCuire, who played at Montana from 1991-94, had 435 career assists in 87 career games, averaging 5.0 per game.

In the Big Sky Championship game, Whitney climbed into 9th place all-time in program history in scoring with 1,618 points. He also made his 150th career start in that game, the most in Big Sky Conference history, while appearing in a Montana record 156th game.

Whitney has started more games in the same uniform than any player in the country, and has played the most minutes in Big Sky history. He is also in the top 100 in minutes in NCAA D-1 history.

## BIG SKY CHAMPIONSHIP RECAP

It was a battle three months in the making. Montana and Northern Colorado, the co-regular season champions, had separated from the rest of the Big Sky Conference over the league's 18-game regular season and arrived in Boise as the heavy favorites.

The two teams rolled into the championship game with blowout semifinal victories, setting the ultimate stage inside Idaho Central Arena. Two of the three best shooting teams in the country put on one of the best offensive displays possible to a national stage on ESPN 2.

In the end, Montana (25-9) soared past Northern Colorado (25-9) 91-83 for a Big Sky record extending 12th tournament title and the first trip to the NCAA Tournament since 2019. It's the third Big Sky Tournament Championship for head coach Travis DeCuire, and the first for Montana since 2019.

"They all feel great," DeCuire said. "Every championship has its own storyline. I love every player I've ever coached, I'll never say I loved any one individual any more than the other because they all were special in my heart."

This year's team reaches the Big Dance by way of shooting 65.2 percent from the field over the course of 40 minutes and putting up 91 points in a conference championship game. It's the best shooting percentage for Montana against a D-1 opponent since 2011.

Montana opened the game with six straight made field goals, ended the first half with nine straight makes, and carried that into the second half for a grand total of 14 straight shots that found the bottom of the net.

From the time the clock read 9:31 in the first half to the 16:22 minute mark of the second half, Montana was perfect from the floor. They didn't miss a shot for over 13 minutes of game time, which equated to well over a half an hour of real time for those in attendance in Boise or watching at home.

The Grizzlies missed consecutive shots just four times throughout the entire 40 minutes, dominating on the offensive end on their way to a title.

Brandon Whitney brought home the Tournament MVP honors behind an 18 points performance on Wednesday night. The 5th year guard returned to Montana after falling short in this game one year prior, and saw his decision pay off all season long.

The decorated veteran of the Grizzly program, starting his Big Sky record 150th career game, made seven of his nine shots from the floor. He connected on two three pointers in the first two minutes of the game to set the tone early.

Whitney led Montana over the three games, averaging 16.3 points per game on 72.0 percent shooting. He made 18 of his 25 shot attempts in Boise, including 4-of-6 from three-point range.

The Grizzly veteran claimed MVP honors, but he was joined on the All-Tournament team by Kai Johnson and Money Williams.



Official Basketball Box Score - Final  
Montana at Northern Colo.  
03/12/25 Idaho Central Arena, Boise  
2024-25 Men's Basketball

Game Time: 9:30 PM  
Game Duration: 2:04

Officials: Michael Greenstein, Ryan Holmes, Ray Ames

Montana - 91										Record: 25-9											
NO.	Name	Min	FG M-A	3P M-A	FT M-A	Rebounds OR DR	Fouls TOT PF	TP	AS	TO	ST	Blocks BS BA	+/-	Shooting By Period							
27	Te'Jon Sawyer	F 27:30	3-4	0-0	0-1	0	4	3	5	2	6	0	1	0	1st	FG%	17-23	73.9%			
1	Kai Johnson	G 31:32	7-10	2-2	7-8	0	3	3	2	7	23	1	3	0	2	0	1	3PT%	5-7	71.4%	
3	Malik Moore	G 32:43	5-7	3-4	2-2	0	3	3	1	1	15	0	0	1	0	0	1	FT%	9-11	81.8%	
11	Joe Priddgen	G 36:16	7-11	0-0	3-4	3	2	5	4	3	17	2	3	1	1	0	15	2nd	FG%	13-23	56.5%
12	Brandon Whitney	G 34:48	7-9	2-2	2-2	0	1	1	2	18	3	1	1	0	0	0	10	3PT%	2-4	50.0%	
0	Money Williams	18:32	1-4	0-2	5-5	0	0	0	2	3	7	1	2	1	0	1	5	FT%	15-17	88.2%	
20	Austin Patterson	16:23	0-1	0-1	5-6	2	4	6	3	3	5	1	0	0	0	0	11	GM FG%	30-46	65.2%	
5	Amari Jenkins	02:16	0-0	0-0	0-0	0	0	0	1	0	0	0	0	0	0	2	3PT%	7-11	63.6%		
Team						0	0	0			0	0						FT%	24-28	85.7%	
Totals			30-46	7-11	24-28	5	17	22	19	21	91	8	10	4	3	1	8	Dead Ball Rebounds: 1, 0			

Northern Colo. - 83															Technical Fouls:NONE									
Record: 25-9																								
NO.	Name	Min	FG	3P	FT	Rebounds	Fouls	TP	AS	TO	ST	Blocks	BS	+/-	Shooting By Period									
			M	A	M	O	R	DR	OT	PF	FD				1st	FG%	17-26	65.4%						
14	Brock Wisne	F 33:43	5-7	0-0	5-6	1	2	3	3	4	15	0	2	2	0	0	10	3PT%	4-7	57.1%				
23	Isaiah Hawthorne	F 34:05	3-7	0-2	8-8	0	2	2	1	7	14	2	1	0	0	1	16	FT%	1-2	50%				
6	Langston Reynolds	G 37:23	7-12	1-2	3-4	0	2	2	3	5	18	2	2	0	0	1	8	2nd	FG%	13-25	52.0%			
9	Jaron Rille	G 40:00	10-15	3-6	1-2	1	3	4	3	3	24	6	2	2	0	0	8	3PT%	2-7	28.6%				
11	Zach Bloch	G 18:56	1-2	1-2	0-0	0	1	1	1	0	3	0	0	0	0	0	7	FT%	16-18	88.9%				
5	Quinn Denker	18:12	2-5	0-0	0-0	0	1	1	5	0	4	0	0	0	0	1	6	GM FG%	30-51	58.8%				
42	Marcell McCreary	13:56	2-3	1-2	0-0	0	0	0	4	0	5	0	1	0	1	0	1	3PT%	6-14	42.9%				
2	Taeshaud Jackson	03:44	0-0	0-0	0-0	0	1	1	0	0	0	0	0	0	0	0	2	FT%	17-20	85.0%				
Team						3	2	5			0	0						Dead Ball Rebounds: 2, 0						
Totals			30-51	6-14	17-20	5	14	19	21	19	83	10	8	4	1	3	8							
															Technical Fouls:NONE									

Technical Fouls: NONE									
Period by Period Scoring									
Biggest lead		UM		UNC		Points from Turnovers		UM	
14 (2nd 16:22)		6 (1st 11:28)		8 (1st 11:28)		38		38	
Best Scoring Run		7 (1st 7:31)		8 (1st 11:28)		Paint		4	
Lead Changes		5		2		Second Chance		0	
Times Tied		2		0		Fast Breaks		0	
Time with Lead		33:07		05:21		Bench		12	
						UM		48	
						UNC		39	
								44	
								83	



## MONTANA BASKETBALL



## NOTES

**DeCUIRE BREAKS DAHLBERG'S RECORD**

Head coach Travis DeCuire won his 222nd career game at Sacramento State on Feb. 27. The win pushed DeCuire ahead of George "Jiggs" Dahlberg for the program record.

In 11 seasons, DeCuire's teams have averaged over 20.5 wins per year, and they have reached the 20-win mark for the sixth time under DeCuire this season.

**ALL-TOURNAMENT TEAM**

Montana had three players named to the Big Sky Conference All-Tournament team, highlighted by the MVP Brandon Whitney. Whitney led Montana in scoring over the three games, averaging 16.3 points on 72.0 percent shooting. He also averaged 2.7 rebounds and 2.0 assists.

Whitney scored 24 points in the Second Round win over Northern Arizona, sparking Montana to victory with 20 second-half points.

Kai Johnson earned a place on the All-Tournament team after leading Montana to a win in the championship game. Johnson scored 23 in the title game, going 7-of-10 from the floor, 2-of-2 from three-point range, and 7-of-8 from the free throw line.

Money Williams also earned a spot on the All-Tournament team after averaging 12.0 points, 3.0 assists, 2.7 rebounds, and 1.3 steals per game at the tournament. Williams was steady in all three games for the Griz on their path to a title.

**ALL-CONFERENCE HONORS**

Montana's balance has been a strength all season long, but it became a detriment to them in the individual awards at the end of the year. The Grizzlies had just one First Team All-Big Sky Conference selection (Joe Pridgen) with three players on the Second Team (Brandon Whitney, Money Williams, Malik Moore).

Williams also earned the league's Top Reserve award after moving to a sixth-man role with 11 games remaining in the season.

**DeCUIRE WINS BIG SKY COACH OF THE YEAR**

Travis DeCuire was named the 2025 Big Sky Conference Coach of the Year. It's just his second career honor despite winning four regular season titles and three Big Sky Tournament championships.

DeCuire took a team with nine newcomers and just one returner that had started at least 15 games and turned them into Big Sky Champions. Montana improved throughout the season, ending the year on a 11-1 stretch that carried into three more wins at the Big Sky Tournament.

**TWO-YEAR STRETCH OF SUCCESS**

Montana has won 49 games over the previous two seasons. It is the fourth most in a two-year span in program history. The 2018 and 2019 teams won 52 games, followed by 50 wins from the teams in '91 & '92 and '12 & '13.

The 49 wins are tied for the 29th most in the NCAA during that time, and it is the 16th among mid-major teams.

**THE .500 STREAK**

Montana is one of just 14 teams in the entire country that has been .500 or better in 16 straight seasons. They extended that streak to 17 seasons with the win over Northern Colorado on Feb. 6.

The Grizzlies have reached 20 wins 10 times in the previous 16 years, and have reached the 20 win mark 26 times in program history.

Montana has had just one losing season in the last 20 years, and they have also had just five losing seasons in the previous half century. Since 1970, Montana has gone .500 or better 48 times.

**MONTANA IN MARCH**

The Grizzlies claimed the Big Sky Tournament for the 3rd time under head coach Travis DeCuire. Since DeCuire started at Montana, the Grizzlies are 33-19 in games played in March. The 33 wins are 31st most in the NCAA during the time.

**MONTANA VS. RANKED OPPONENTS**

This will be the second time this season that Montana has faced an opponent ranked in the top 25 of the AP Poll. The Grizzlies have lost 18 straight games against ranked opponents, including the 92-57 loss at #11 Tennessee back on Nov. 13.

The last win for Montana against a ranked opponent was also its last NCAA Tournament win. The Grizzlies beat #20 Nevada 87-79 in a First Round game in 2006.

**SUCCESS WITH THE NEW STARTERS**

Since Montana made a change to its starting lineup on Jan. 25 vs. Montana State, the Grizzlies are 13-1. Kai Johnson and Money Williams have both excelled in their new roles as the Grizzlies rolled to nine straight wins at one point with this starting unit.

Money Williams won the Top Reserve Award in the Big Sky Conference after averaging 14.5 points per game and has shot 20-of-50 (.400) from three-point range off the bench. He was also 2nd on the team in rebounding in those games with 5.3 per game.

Johnson was Montana's second leading scorer after re-entering the lineup, averaging 12.8 points per game on 55.2 percent shooting and 36.4 percent from the arc. He also averaged 3.3 rebounds with 19 assists

## OPPONENT PREVIEW

**#18 WISCONSIN BADGERS**

2024-25 Record ..... 26-9 (13-7 Big 10)  
2023-24 Record ..... 22-14 (11-9 Big 10)  
2023-24 Postseason ..... NCAA First Round  
Head Coach ..... Greg Gard (10th Season)  
Record at Wis. .... 212-116 (.646)  
Career Record ..... Same

**STATISTICAL LEADERS**

Minutes/Game ..... J. Tonje (31.1)  
Points/Game ..... J. Tonje (19.2)  
Rebounds/Game ..... N. Winter (5.9)  
Three-Pointers ..... J. Tonje (80)  
Assists ..... S. Crowl (87)  
Blocks ..... Crowl/Gilmore (16)  
Steals ..... K. McGee (31)

## SERIES HISTORY

Overall: 0-3  
in Missoula: 0-0  
in Madison: 0-1  
Neutral Site: 0-2

3/15/12*	N	L	49-73
11/30/97	N	L	61-78
12/20/65	A	L	72-76

## MONTANA VS. THE BIG TEN

This will be Montana's 14th all-time meeting with a Big Ten opponent, and the second this year. Montana is 1-12 all-time against the league.

The Grizzlies lost at Oregon in the first road game of the season back on Nov. 8, 2024. The previous two meetings against the Big Ten both came in the NCAA Tournament when Montana fell to Michigan in back-to-back appearances in 2018 and 2019. They lost on the road to Penn State 70-57 in 2017, making Coach DeCuire 0-4 in his career against the Big Ten.

Montana's lone win came on Nov. 26, 2006 when they defeated Minnesota 72-65 at the Old Spice Classic in Orlando, Fla.

## QUICK SCOUT OF THE BADGERS

- The Badgers enter the NCAA Tournament after making a run to the Big 10 Championship game. They fell to Michigan 59-53 in the title game. It's the fewest points in a game this season for Wisconsin.
- Wisconsin ranks 13th in offensive efficiency and 27th in defensive efficiency according to KenPom.com. They average over 80 points per game and outscore opponents by 9.7, the 28th best margin in the country.
- They are 24th in the country with 10.0 threes per game, making them at a 35.6 percent clip.
- Guard John Tonje is an All-Big Ten performer and semifinalist for the Naismith Men's College Player of the Year. Tonje averages 19.2 points and 5.3 rebounds per game, and leads the Badgers with 80 made threes.
- Montana and Wisconsin have two similar opponents this year. The Badgers beat Montana State 79-67 back on Nov. 7. They also lost to Oregon 77-73 in overtime on Feb. 22. Montana swept the season series with Montana State and lost to Oregon 79-48.

## BY THE NUMBERS

MONTANA			WISCONSIN		
Rank	Avg	Category	Avg	Rank	
94	76.9	Points/Game	80.5	35	
209	72.9	Opp. Points/Game	70.8	142	
133	3.9	Scoring Margin	9.7	28	
2	50.2	FG%	46.0	110	
267	45.5	Opp. FG%	41.7	64	
70	36.0	3FG%	35.6	84	
125	32.8	Opp. 3FG%	33.2	160	
215	7.3	3-Ptrs Made/Game	10.0	24	
122	73.6	FT%	82.6	1	
325	31.7	Rebounds/Game	36.2	127	
62	32.5	Opp. Rebounds	33.8	146	
182	13.6	Assists/Game	14.8	93	
100	10.9	Turnovers/Game	9.8	23	
199	-0.1	Turnover Margin	0.2	171	
136	1.24	Assist-Turnover Ratio	1.51	28	
241	6.3	Steals/Game	5.2	323	
178	3.3	Blocks/Game	2.3	322	
143		NET Ranking		15	
166		KenPom Ranking		13	





and 16 steals since entering the starting lineup.

Montana outscored opponents by 8.9 points per game over the 11 regular season games, scoring 79.9 and holding opponents to 71.0 per game. The Grizzlies also made more threes, had more rebounds, assists, steals, blocks, and recorded fewer turnovers than their opponent since changing the first five.

## JOHNSON SHINES IN BIG SKY TITLE GAME

Kai Johnson scored 23 points to lead Montana to victory in the Big Sky Championship game. Johnson's 23 points are the 2nd most points by a Grizzly in a conference title game all-time, trailing only Anthony Johnson's 42-point performance in 2010.

Johnson's performance is tied with Martin Breunig, Kareem Jamar, and Mathias Ward for 2nd in program history. It's also the most points in a win in a Big Sky Championship game since Quinton Hooker scored 28 in leading North Dakota to a title in 2018.

## JOE PRIDGEN: FROM WALK-ON TO ALL-CONFERENCE

Joe Pridgen was the final addition to the Montana roster this offseason, joining the Grizzlies as a walk-on. He had a connection to Montana through his wife, who is from Kalispell, and wanted another year of college basketball.

The pair got married in the summer, giving Pridgen in-state tuition. He may be the most impactful walk-on in all of college basketball.

Pridgen, who Coach DeCuire describes as the heart and soul of the team, earned First Team All-Big Sky honors after averaging 10.5 points and 6.3 rebounds this season.

## ENDING A TITLE DROUGHT

This is the first time since 2019 that Montana has reached the NCAA Tournament, ending the longest drought for the Montana program since having a 16-year drought that ended with a tournament appearance in 1991.

## 20-WIN SEASONS

Montana reached 20 wins on the season with a rivalry win on the road against Montana State on Feb. 22. It's the sixth time under DeCuire that the Grizzlies have won at least 20 games in a season, and the second straight time they've done it.

It's the 10th time since 2010 that they've reached the total, and the 26th time in program history that Montana has won 20 games.

## THE 10-GAME WINNING STREAK

- Montana won 10 straight games from January 20 through February 27.
- It matched the longest winning streak for Montana since 2018-19 when they won 10 straight games. The program record is 14 straight wins, last done in 2013.
- It was the 12th time in program history that Montana has won at least 10 games in a row.
- It was the 4th longest active streak in the country at the time
- Six of the wins were at home with four on the road.
- The Grizzlies averaged 79.2 points per game during the streak and won by an average margin of 9.5 points.
- Montana shot 55.6 percent from the floor and 45.1 percent from three point range during the streak.
- The top six scorers for Montana all averaged over 10 points per game during the streak. Kai Johnson has led Montana during the stretch with 13.4 points on 58.3 percent shooting.
- They averaged 14.6 assists per game, 4.3 more than their opponents.
- Three players (Moore, Patterson, Williams) attempted at least 20 three pointers during the stretch and all three shot better than 41 percent from the arc.
- Malik Moore led Montana in minutes during the winning streak, playing 30.0 per game. He also shot 23-of-46 (.500) from three during the 10 games.
- Montana scored at least 80 points as a team in six of the 10 games.

## WILLIAMS SCORES 36 AT PORTLAND STATE

Sophomore guard Money Williams had the best game of his impressive career on March 1 at Portland State, scoring a career high 36 points for Montana in an overtime loss. Williams scored 33 of his points after the halftime buzzer, including the final 15 points of regulation for the Grizzlies.

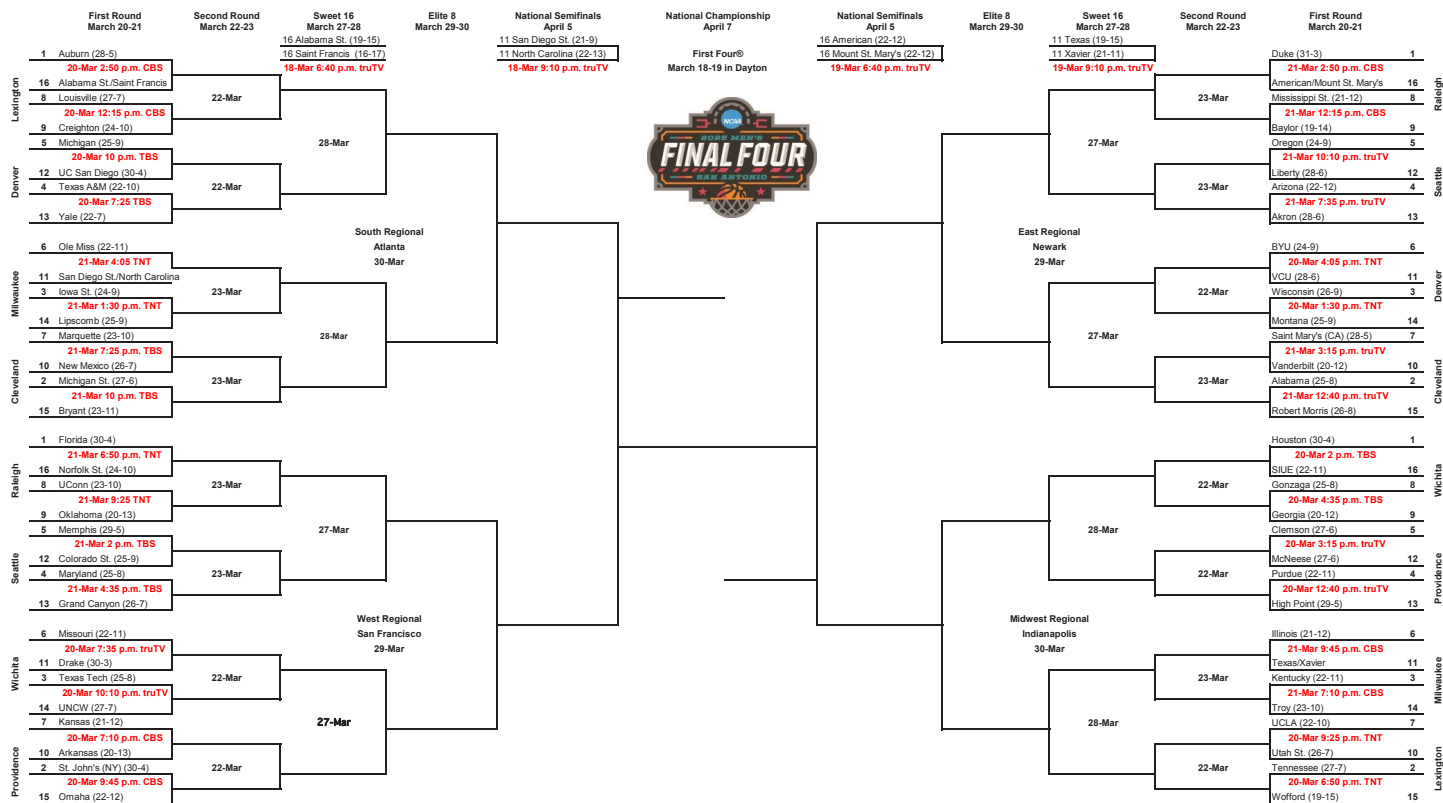
It's the most points by a Grizzly in a Big Sky game since Michael Oguine had 39 at Portland State in January of 2018.

## FEELS A LOT LIKE 2018-19...

Montana's last Big Sky Championship came in 2018-19 as they finished off back-to-back regular season championships with a second straight trip to the NCAA Tournament. This season's team has hit some marks that haven't been seen in Missoula since that 2019 run.

- Longest winning streak (10) since winning 10 straight in 2019.
- Two Big Sky Conference road trip sweeps.
- 15-3 record is the best through 18 games in Big Sky play since 2018.
- The final road trip of the season in 2019 was also the Portland State-Sacramento State trip.
- The .710 winning percentage for Montana is the best since the 2018-19 team went 26-9 (.743).
- Montana reached 15 wins in Big Sky play for the first time since 2019.

## 2025 NCAA Division I Men's Basketball Championship



First- and second-round sites for March 20 and 22 include Denver, Lexington, Providence and Wichita. First- and second-round sites for March 21 and 23 include Cleveland, Milwaukee, Raleigh and Seattle. Regional sites for March 27 and 29 are Newark and San Francisco. Regional sites for March 28 and 30 are Atlanta and Indianapolis.

## EMBRACING THE LATE-NIGHT TIP

Montana endured some very late nights over the final stretch of the season. The Grizzlies played three games starting later than 9:00 p.m. local over the final four games of the season.

The Grizzlies closed out the regular season with a 9:00 p.m. start on ESPN2 against Eastern Washington, which they won to clinch a Big Sky Championship. In Boise, Montana played two games at 9:30 p.m., both on ESPN2, in their run to the tournament title.

Montana doesn't mind a late start. The Grizzlies are 23-5 in night games this year. In games that tipped before 5:00 p.m. local time, they are just 2-4.

## RED-HOT SHOOTING

Montana had one of the best offenses in the entire country over a month-long stretch. From Jan. 30 through the end of February, the Grizzlies led the NCAA in both field goal percentage (.559) and ranked fourth in three-point percentage (.444) over the nine-game stretch.

They shot better than 60 percent in three of the last nine games, and were above 50 percent in all of them.

## CLOSE GAME SUCCESS

In games decided by single digits this season, Montana is 15-3. Montana is 6-2 in games decided by 1-4 points, and 9-1 in games decided by 5-9 points.

In Big Sky play they had even more success in close games. Montana went 10-1 in games decided by single digits. They were 4-1 in games decided by fewer than four points in league play. They were 6-1 in games decided by five or fewer points.

## HANDLED BUSINESS AT HOME

Montana went 15-1 inside Dahlberg Arena this year. It's tied for the third-most wins in program history, trailing only the 1991-92 and 2011-12 teams that both went a perfect 16-0 at home.

The Grizzlies are one of only 28 teams nationally to win at least 15 home games this season.

## SWEEPING THE BRAWL

Montana swept the regular season rivalry against Montana State for the second straight year and seventh time in 10 attempts under Coach DeCuire. Montana is 16-5 against Montana State since DeCuire took over in 2014.

The teams didn't play each other in the 2021 season, but in seven of the other 10 years that DeCuire has been in charge Montana has won in both Missoula and Bozeman.

## KAI JOHNSON'S BRAWL DOMINANCE

In his first season as a Grizzly, Kai Johnson fully embraced the rivalry with two dominant performances against Montana State in a pair of Grizzly wins. Johnson returned to the starting lineup for the first time in Big Sky play in the first meeting, and has stuck ever since.

Johnson averaged 24.0 points per game in the Brawl this year, shooting 63.3 percent from the floor and 40.0 percent from three point range. He also went 8-of-11 (.727) from the free throw line.

The transfer guard embraced the energy of the rivalry game and stepped up to the big moment, grabbing eight rebounds and five steals across the two games.

## PRIDGEN'S POSTERS

Montana basketball games have been unofficial dunk contests this season, and Joe Pridgen has been at the center of it all. Pridgen has electrified crowds all season with his physical, athletic displays at the rim.

He earned the No. 2 play on SportsCenter's Top 10 on Dec. 10 with his fastbreak poster against Montana Tech.

## NO BAD LOSSES

The Grizzlies have taken care of business in the games that they have been expected to win this season. Montana's nine losses have come against opponents with a combined record of 204-90 (.694).


Every loss has come to a team with a winning record, and eight of them have at least 19 wins. Six of the non-power four teams are in the top three of their respective conferences with Oregon and Tennessee also in the mix. Montana went 17-0 in Quad 4 games this season, the 4th most wins in the country.

## MONTANA PLUS-MINUS TRACKER

#	Player	Season	High (vs. D1 Opponent)
1	Kai Johnson	+167	+24 vs. Sacramento State (2.1.25)
11	Joe Pridgen	+149	+17 vs. Sacramento State (2.1.25)
3	Malik Moore	+133	+25 vs. Sacramento State (2.1.25)
32	Te'Jon Sawyer	+102	+21 vs. Idaho (3.11.25)
12	Brandon Whitney	+90	+25 vs. Sacramento State (2.1.25)
0	Money Williams	+62	+19 vs. Idaho (1.30.25)
20	Austin Patterson	+23	+16 vs. Idaho (3.11.25)
5	Amari Jenkins	+18	+15 vs. Portland State (1.30.25)
22	Adam Shoff	-8	+2 at Tennessee (11.13.24)
14	Zack Davidson	-10	+9 vs. Northern Ariz. (1.9.25)
15	Jalen Foy	-13	+6 vs. Northern Colo. (1.11.25)
50	Jensen Bradtke	-18	+9 vs. Montana State (1.25.25)
8	Jeremiah Dargan	-23	+7 vs. Denver (11.24.24)

## DUNK TRACKER

OPPONENT	DUNKS PER GAME		OPP.
	TEAM*	PRIDGEN	
Hawaii-Hilo (11.4)	5	1	0
at Oregon (11.8)	2	1	1
Northwest Indian (11.10)	6	1	0
at Tennessee (11.13)	0	0	2
at Utah State (11.18)	1	1	0
Denver (11.24)	7	6	0
Utah Tech (11.25)	0	0	0
CSUN (11.27)	2	2	1
South Dakota State (12.4)	4	1	1
at St. Thomas (12.7)	0	0	1
Montana Tech (12.10)	3	1	3
at Northern Iowa (12.17)	1	0	5
at San Francisco (12.21)	3	2	1
at Eastern Washington (1.2)	3	1	0
at Idaho (1.4)	2	2	1
Northern Arizona (1.9)	3	2	0
Northern Colorado (1.11)	0	0	0
at Weber State (1.16)	2	1	0
at Idaho State (1.18)	2	2	2
Idaho (1.20)	2	1	2
Montana State (1.25)	1	0	2
Portland State (1.30)	3	2	2
Sacramento State (2.1)	1	0	2
at Northern Colorado (2.6)	1	0	1
at Northern Arizona (2.8)	2	1	1
Idaho State (2.13)	3	0	1
Weber State (2.15)	1	1	0
at Montana State (2.22)	2	2	2
at Sacramento State (2.27)	4	2	2
at Portland State (3.1)	3	1	0
Eastern Washington (3.3)	3	0	0
vs. Northern Arizona (3.9)	0	0	0
vs. Idaho (3.11)	2	2	2
vs. Northern Colorado (3.12)	1	1	0
<b>Totals</b>	<b>75</b>	<b>37</b>	<b>33</b>



**THE 1974-75 MONTANA MEN'S BASKETBALL TEAM**  
50th Anniversary of 1st Big Sky Title and 1st NCAA Tournament Win



# MONTANA BASKETBALL



## MONTANA NOTES

- Since Jan. 20, Montana has gone 14-1. The 14 wins are tied for the most in the NCAA during that time.
- Montana shot over 60 percent from three-point range for the third time this season in the Big Sky title game. It's the 2nd-most games in the NCAA shooting at least 60 percent from the arc.
  - The Grizzlies are 21-1 when shooting a better percentage from three-point range than their opponents.
- DeCuire has equal-or-more title game appearances (6) as head coach than five of the other nine Big Sky programs do in their histories.
- Three different Grizzlies had at least 7 made field goals on 60 percent shooting in the Big Sky title game. It's tied for the most players in a game this season in the NCAA.
- Montana has shot better than its opponent in 25 of the 34 games this season. They are 21-4 with a better field goal percentage.
- The Grizzlies rank 2nd in the NCAA in field goal percentage this season, making 50.2 percent of their attempts. They have an effective field goal percentage of .568, which ranks 9th nationally.
  - UM has shot better than 55 percent from the floor in eight of the last 13 games, and above 50 percent in 12 out of 14.
  - They have shot better than 55 percent in 10 total games this year.
- Montana has scored at least 80 points in 17 different games this season. It's the most 80-point games in a single season in program history. They are 15-2 when scoring at least 80 points.
- Montana's 23-point semifinal win was the largest tournament win for the program since beating Weber State by 29 in the 2019 semifinal game. Tuesday night was the 3rd largest tournament win all-time for Montana.
- The 55 points allowed to Idaho in the semifinal were the second-fewest vs. a D1 opponent this season, and the fewest allowed in a tournament game for Montana since 2019.
- Brandon Whitney became the league's all-time leader in career minutes played on Tuesday night. He now has over 4,700 minutes in a Montana uniform, passing Northern Colorado's Jonah Radebaugh for the league record. It also moves him into the top 100 in minutes played in NCAA history, according to Stathead.com.
- The Grizzlies have won at least 24 games for the second straight season. They are one of 19 teams in the country with at least 24 wins in each of the last two years.
- The Big Sky semifinal was the fifth time this season that Montana won a game by 20+ points. They are 5-5 in games decided by 20-or-more points, and 20-4 in games decided by fewer than 20 points.
- Montana has held its opponent under 60 points six times this season. They are 6-0 in those games, and 13-0 when keeping their opponent below 70 points.
- Idaho shot just 30.9 percent from the field in the Big Sky semifinal (3/11), the lowest shooting percentage by a Grizzly opponent this year. It was the first time they've held a D1 opponent under 31 percent from the floor since Jan. 25, 2018 against Southern Utah.
- Montana improved to 9-1 when holding opponents below 40 percent shooting. They are 16-2 when keeping them below 45 percent, and 19-3 when holding them below 50 percent.
- The Griz had 19 assists to just 6 turnovers last Tuesday night. They improved to 10-0 when committing fewer than 10 turnovers this season.
- The Grizzlies went 15-3 in league play, and the .833 winning percentage was the best for the program since 2017-18 (.889). Montana's 22-9 (.710) overall record has led to the best total winning percentage since 2018-19 (.743).
- This is the 7th time in program history that Montana has won at least 15 games in Big Sky Conference play.
- Montana has trailed for a majority of the game and ended up winning just twice this season.
- Montana's win against Eastern Washington (3/3) after trailing by 14 points is the largest deficit overcome this year.
- Montana is 21-1 when shooting a better three-point percentage than its opponent. The Griz are 14-2 when making more threes than their opponent, and 20-2 when limiting opponents to fewer than 8 made threes.
- DeCuire's team is 16-1 when making more free throws than its opponent.
- The Grizzlies are 18-3 when shooting better than 50 percent from the floor. They have also shot over 55 percent in 10 games, and are undefeated in those games.
- The same player has led Montana in scoring in three consecutive games just once this season (Malik Moore back in early December). The same player has led in back-to-back games just twice since the start of conference play.
- Head coach Travis DeCuire has been named a finalist for the Ben Jobe Award. The award is presented annually to the top minority head coach in Division I college basketball.
- Money Williams leads Montana in scoring on the road this season, averaging 16.1 points per game. His shooting splits are 41.6/37.4/80.3 on the road.
- Montana has won 20 games in a season for the 26th time in program history and the 6th time under DeCuire.
- When Montana loses, it tends to lose big. Five of their nine losses have come by 20-plus points.
- In the first half this year, Montana has outscored its opponents by 121 points. It has been much closer in the second half, where Montana has just a 16-point advantage on its opponents.
- The top six Grizzly scorers in Big Sky play all averaged at least 9.6 points per game. They did not have any players in the top 10 of the league in scoring.
- Malik Moore was the only Grizzly in the top 15 in the conference in minutes this season.
- Montana's .735 winning percentage is the 10th best in program history. The Grizzlies have won over 70 percent of their games in a single season 17 times in program history.
- This is the 5th best season in program history in field goal percentage, and the best that Montana has shot from the floor since 1987. The Grizzlies shot 51.5 percent that year, which is the single season program record. They have four seasons in program history shooting over 50 percent.
- This is the best single season effective field goal percentage in program history (.568).
- Montana has 18 scoring runs of at least 10 points this season. They are 14-2 in games when they score at least 10 straight, and have done so in six straight games. They've been streaky lately, going on a run of at least 9-0 in each of the last 12 games.
- The offense is averaging 76.9 points per game this season, the 7th best mark in program history.
- Montana swept two Big Sky road trips this season. It's the first time that Montana has swept multiple road trips in the same season since 2019.
- Montana had at least one win against each of the nine opponents in the Big Sky Conference.
- DeCuire has the program record for wins, but associate head coach Chris Cobb has been there for every single one of them. He's been associate head coach for the last 9 years, and was an assistant for 2 years.

## THE STARTING FIVE

Opponent	G	G	G/F	F	F/C
Hawaii Hilo	Williams	Whitney	Johnson	Pridgen	Sawyer
at Oregon	Williams	Whitney	Johnson	Pridgen	Sawyer
NW Indian	Williams	Whitney	Johnson	Pridgen	Sawyer
at Tennessee	Williams	Whitney	Johnson	Pridgen	Sawyer
at Utah State	Williams	Whitney	Johnson	Pridgen	Jedkins
Denver	Williams	Whitney	Johnson	Pridgen	Bradtke
Utah Tech	Williams	Whitney	Moore	Pridgen	Sawyer
CSUN	Williams	Whitney	Moore	Pridgen	Sawyer
SDSU	Williams	Whitney	Moore	Pridgen	Sawyer
at St. Thomas	Williams	Whitney	Moore	Pridgen	Sawyer
Montana Tech	Williams	Whitney	Moore	Pridgen	Sawyer
at Northern Iowa	Williams	Whitney	Moore	Pridgen	Sawyer
at San Francisco	Williams	Whitney	Moore	Pridgen	Sawyer
at Eastern Wash.	Williams	Whitney	Moore	Pridgen	Sawyer
at Idaho	Williams	Whitney	Moore	Pridgen	Sawyer
Northern Ariz.	Williams	Whitney	Moore	Pridgen	Sawyer
Northern Colo.	Williams	Whitney	Moore	Pridgen	Sawyer
at Weber St.	Williams	Whitney	Moore	Pridgen	Sawyer
at Idaho St.	Williams	Whitney	Moore	Pridgen	Sawyer
Idaho	Williams	Whitney	Moore	Pridgen	Sawyer
Montana State	Johnson	Whitney	Moore	Pridgen	Sawyer
Portland State	Johnson	Whitney	Moore	Pridgen	Sawyer
Sacramento St.	Johnson	Whitney	Moore	Pridgen	Sawyer
at Northern Colo.	Johnson	Whitney	Moore	Pridgen	Sawyer
at Northern Ariz.	Johnson	Whitney	Moore	Pridgen	Sawyer
Idaho State	Johnson	Whitney	Moore	Pridgen	Sawyer
Weber State	Johnson	Whitney	Moore	Pridgen	Sawyer
at Montana State	Johnson	Whitney	Moore	Pridgen	Sawyer
at Sacramento State	Johnson	Whitney	Moore	Pridgen	Sawyer
at Portland State	Johnson	Whitney	Moore	Pridgen	Sawyer
Eastern Wash.	Johnson	Whitney	Moore	Pridgen	Sawyer
vs. Northern Ariz.	Johnson	Whitney	Moore	Pridgen	Sawyer
vs. Idaho	Johnson	Whitney	Moore	Pridgen	Sawyer
vs. Northern Colo.	Johnson	Whitney	Moore	Pridgen	Sawyer

## RECORD BY STARTING FIVE

G	G	G/F	F	F/C	Record
Johnson	Whitney	Moore	Pridgen	Sawyer	13-1
Williams	Whitney	Moore	Pridgen	Sawyer	9-5
Williams	Whitney	Johnson	Pridgen	Sawyer	2-2
Williams	Whitney	Johnson	Pridgen	Bradtke	1-0
Williams	Whitney	Johnson	Pridgen	Jedkins	0-1

## 1,500/400/300 CLUB

### MONTANA GRIZZLIES HISTORY

PLAYER	PTS	AST	REB
Kareem Jamar (10-14)	1,673	407	664
Brandon Whitney (20-pres.)	1,618	442	366

## GRIZ VS. QUADS

	Q1	Q2	Q3	Q4
RECORD	0-4	1-2	4-3	17-0



**COLLEGEINSIDER.COM MID-MAJOR TOP 25**

For the first time since 2019, Montana entered the CollegeInsider.com Mid-Major Top 25 poll. In the version released on Monday, Feb. 24, Montana entered the rankings at 23rd. It's the first time Montana has been in the poll since being ranked 19th in the final poll of the 2018-19 season. They dropped to receiving votes in the following poll after losing at Portland State.

**WHITNEY NAMED PRESEASON ALL-BIG SKY**

Graduate guard Brandon Whitney was named one of six members of the Preseason All-Big Sky Conference team as voted on by the league's coaches and media. Whitney had high expectations after averaging at least 10.0 points per game all four seasons with 116 career starts entering the year.

The Mission Hills, Calif. product broke his head coach's program record for career assists this season and entered the top 10 in career scoring as well. He's one of just two Grizzlies all-time with 1,500 points, 400 assists, and 300 rebounds.

**FANTASTIC IN FEBRUARY**

Montana finished the month of February undefeated, going 7-0 in the month. It's the third time in program history that Montana has been perfect in February, and first time since 2012.

Montana has typically improved as the season progresses under Coach DeCuire, as is evident by the head coach's record in games played in the month of February. Now in his 11th season, DeCuire is 58-23 (.716). The 58 wins are the 24th most in the NCAA during the span, and the .716 winning percentage is 19th best in the NCAA and best in the Big Sky in that time.

**JOLLY JANUARY**

Montana went 7-2 in the month of January, starting the first half of Big Sky play off in impressive fashion. The seven wins is tied for the 9th most in the NCAA during the month of January.

It's a month that, historically speaking, has been good to Coach DeCuire and the Grizzlies. They have 62 total wins in the first month of the year dating back to his first season in charge, tied for the 30th most in the NCAA during that span.

**NOVEMBER TO REMEMBER**

For just the second time in program history, Montana entered the month of December with five wins. November was a busy month for the Grizzlies with eight total contests. It's just the third time ever that Montana has played that many games in the first month of the season.

The last time Montana had five wins on Dec. 1 was in 2007-08. The Grizzlies were also 5-3 that year. This year's team will hope for a better finish to the season than the 07-08 Grizzlies as they were the last Montana team to finish under .500.

**GRIZ ON ESPN2**

Montana ended the season playing well in front of a national audience. The Grizzlies finished the season with three of their final four games on ESPN2, all of them Montana wins.

This is the first time that Montana has been on a primary ESPN channel at home since the 2022 Brawl of the Wild game in Missoula, and the first game under DeCuire in Missoula that was on ESPN 2.

**SPORTSCENTER TOP 10**

Joe Pridgen earned a place on SportsCenter's Top 10 Plays of the Day on Dec. 10 for his poster slam against Montana Tech. Malik Moore threw a no-look pass in transition to Pridgen, and he rose up and flushed it past the Tech defender. The play was No. 2 on the nightly countdown.

It's the second straight season that Montana has been featured on the Top 10. Laolu Oke had the No. 1 play on the top 10 last year with a similar dunk.

**PUTTING A BOW ON 2024**

Montana finished up the 2024 calendar year with a 23-13 overall record. The 23 wins were tied for the 42nd most in the NCAA during 2024, and led the Big Sky Conference.

The Grizzlies had one of the best offenses in the country during that time. Montana ranked 31st in the NCAA with 2,784 total points, and were 8th in the country with a .491 field goal percentage.

The 23 wins were the most in a calendar year for Montana since 2019, and tied for the second most in any calendar year under DeCuire.

**BRINGING JOE BACK**

Prior to Montana's Senior Night win over Weber State, Joe Pridgen announced to the crowd inside Dahlberg Arena that he will be returning for one more season in 2025-26.

The transfer has been a breakout star this season in Missoula, averaging 11.7 points and 6.9 rebounds in his first season as a Grizzly. He is shooting 63.6 percent from the floor, which ranks 10th nationally.

Pridgen has thrilled Montana fans this season, registering 37 dunks that include some massive poster slams. He earned the No. 2 play on SportsCenter's Top 10 earlier this season.

**STEW MORRILL CLASSIC ALL-TOURNEY HONORS**

Joe Pridgen, Brandon Whitney, and Kai Johnson were named to the All-Tournament Team at the Stew Morrill Classic. Pridgen earned MVP honors for his performances, but Johnson and Whitney were critical in Montana's 3-0 week as well.

Whitney averaged 10.0 points, 3.0 rebounds, and 1.3 assists in 32.5 minutes per game. Johnson averaged 12.3 points, 4.7 rebounds, and 1.3 steals per game, scoring the game-winning bucket in Montana's win over Utah Tech.

**SUPER SCHEDULE**

Montana's non-conference schedule was one of the most difficult in the country in 2024-25. The Grizzlies finished with a 7-6 record, and entered Big Sky play at .500 or better for the fifth straight season and 7th time overall under DeCuire.

The Grizzlies ranked 7th in strength of schedule according to the NCAA NET Rankings heading into conference play, and had the hardest schedule in the Big Sky Conference. KenPom ranked Montana's schedule the 19th most difficult in the NCAA at the end of non-conference play.

All seven of Montana's wins came at home. It's the sixth time under DeCuire that Montana finished undefeated at home in the non-conference. The Grizzlies went 0-6 on the road in the non-conference, finishing winless in such games for the fourth time under DeCuire. The six opponents that Montana faced on the road had a combined 42-3 (.933) home record in the non-conference.

Montana faced eight teams ranked 111th or better in the NET Rankings during the non-conference, going 2-6 against them. The Griz played four Quad-1 games in the non-conference, the most of any Big Sky team. They were also the only conference team to finish undefeated in Q3 and Q4 games, going 4-0 in such contests.

**50th ANNIVERSARY OF 1ST BIG SKY CHAMPS AND 1ST NCAA TOURNEY WIN**

The 2024-25 season is the 50th anniversary of one of the greatest teams in Griz history. The 1974-75 men's basketball team is the only team in program history that has been enshrined in the Grizzly Sports Hall of Fame, and for good reason. Head coach Jud Heathcote's team won the first-ever NCAA Tournament game, beating Utah State 69-63 in the first round. The win moved them onto the "Sweet 16" in the 32-team version of the tournament.

Once there, Montana nearly did the impossible, pushing a UCLA team that had won nine of the previous 11 national championships to the brink. The Griz fell 67-64, and the Bruins would proceed to win their 10th title in 12 years, and the last under John Wooden. They went 21-8 overall and 13-1 in Big Sky play to win the team's first league title. Heathcote's team featured several notable players in program history including Ken McKenzie, Eric Hays, Michael Ray Richardson, and Tom Peck.

**STORY FROM THE STRIPE**

The Grizzlies haven't been able to maintain a very impressive streak at the free throw line this season. Montana is shooting just 73.6 percent.

Montana had been historically good from the free throw line over the previous four seasons. The Grizzlies broke the school record for single season free throw percentage in 2020-21, and have proceeded to improve upon the number every year since.

Last season's team shot 79.2 percent from the stripe, which ranked 7th in the NCAA. They shot 78.7 percent in 2021-22, which was 6th best in all of college basketball. The 2020-21 Grizzlies shot 78.5 percent, which ranked 10th.

Over the last five years, Montana ranks second nationally by shooting 77.6 percent from the free throw line. Villanova (79.9 percent) is the only team better than the Grizzlies during the stretch.

Montana is shooting 74.1 percent from the free throw line in 10 years under DeCuire, which is the 13th best mark in all of college basketball.

**FROM THE BAY TO THE ZOO**

Montana has a long-line of successful players that call the Bay Area home, and this year is no different. There are four Montana players from the area in California on this year's roster; Te'Jon Sawyer (San Francisco), Money Williams (Oakland), Tyler Thompson (Fairfield), and Jeremiah Dargan (Concord). Several other Griz greats, including Sayeed Pridgett, Will Cherry and David Bell, have come from Oakland. Sawyer is the first Montana player to have called San Francisco home since Griz legend Delvon Anderson.

Sayeed Pridgett (18-19), Will Cherry (12-13), and Delvon Anderson (91-92) were all impactful players on those six championships. DeCuire also spent six seasons as an assistant coach at the University of California in Berkeley, and staffers Chris Cobb and DJ Broome were both born and raised in the Bay Area.

**NOTABLE DEBUTS**

Montana had plenty of new faces on campus this year, and several of them made great first impressions with their new squad. Kai Johnson set a program record for a debut with 27 points against Hawaii Hilo in his first game as a Grizzly, but he's not the only Montana player to go off in his first game in a Griz uniform.

Joe Pridgen had 14 points and eight rebounds in his first-ever game in a Montana jersey. Austin Patterson also scored 12 points in his debut, with both he and Pridgen playing against Hawaii Hilo.

**GENERAL PROGRAM NOTES**

- There are plenty of new faces for Montana basketball in 2024-25. The Grizzlies brought in eight transfers and nine total newcomers. It's the largest transfer class in program history.
- There are three 1,000-point scorers on Montana's roster this season. Brandon Whitney has 1,618 points in his four years at Montana, and is joined by Kai Johnson (1,509 points in three seasons) and Joe Pridgen (1,422 points) in the exclusive club.
- The Montana coaching staff had no change this offseason. DeCuire is joined, as he has been for all 11 seasons, by associate head coach Chris Cobb. Jay Flores is in his 9th season with Montana, Anderson Clarke his 7th, DJ Broome his 4th, and Reuben Williams his 2nd.
- In the preseason Pomeroy College Basketball Ratings, Montana sat at 178th.



# MONTANA BASKETBALL



## DECADE OF DeCUIRE

Head coach Travis DeCuire is in his 11th season at the University of Montana with a 226-133 overall record, and a 140-61 record in Big Sky play. He's the winningest coach in university history and one of the best in league history.

DeCuire's teams have been .500 or better in all 11 seasons and he's now had six 20-win years after reaching the mark on Feb. 22 at Montana State. In a lineage of great coaches, he has more 20-win seasons than any previous Grizzly mentor.

He is second in Big Sky history with 140 league wins, trailing only Weber State's Randy Rahe (198). He's also third in league history in overall wins.

### Montana All-Time Wins Leaders

- |   |                |
|---|----------------|
| 1. Travis DeCuire (2014-Present)            | 226-133 (.629) |
| 2. George "Jiggs" Dahlberg (1937-42, 45-55) | 221-223 (.498) |
| 3. Wayne Tinkle (2006-14)                   | 158-91 (.635)  |
| 4. Mike Montgomery (1978-86)                | 155-76 (.669)  |
| 5. Blaine Taylor (1991-98)                  | 141-66 (.680)  |

### Big Sky All-Time Wins Leaders

- Randy Rahe, Weber State (316)
- Mick Durham, Montana State (246)
- Travis DeCuire, Montana (226)**
- Bobby Dye, Boise State (214)
- Neil McCarthy, Weber State (205)

DeCuire is just the third coach in Grizzly history to coach for 10 seasons, joining all-time wins leader George "Jiggs" Dahlberg (16 season) and J.W. Stewart (10 seasons). In a decade at Montana, DeCuire is averaging 20.5 wins per year.

### Top Coaches – Big Sky Conference Wins

Coach, School	Years	Record (Win %)
Randy Rahe, WSU	2006-2022	198-85 (.700)
<b>Travis DeCuire, UM</b>	<b>2014-Present</b>	<b>140-61 (.697)</b>
Mick Durham, MSU	1990-06	123-117 (.513)
Bobby Dye, BSU	1983-95	102-76 (.573)

## 2024-25 BIG SKY AWARDS

### MOST VALUABLE PLAYER

Dylan Darling, Idaho State

### NEWCOMER OF THE YEAR

Dylan Darling, Idaho State

### FRESHMAN OF THE YEAR

Evan Otten, Idaho State

### DEFENSIVE PLAYER OF THE YEAR

Tre-Vaughn Minott, Portland State

### TOP RESERVE

**Money Williams, Montana**

### COACH OF THE YEAR

**Travis DeCuire, Montana**

### ALL-BIG SKY CONFERENCE FIRST TEAM

Dylan Darling, Idaho State \*

Langston Reynolds, Northern Colorado \*

Trent McCloughlin, Northern Arizona

Blaise Threatt, Weber State

**Joe Pridgen, Montana**

Isaiah Hawthorne, Northern Colorado

Jaron Rillie, Northern Colorado

### ALL-BIG SKY CONFERENCE SECOND TEAM

**Malik Moore, Montana**

Carson Towt, Northern Arizona

Terri Miller Jr., Portland State

Jacob Holt, Sacramento State

**Money Williams, Montana**

**Brandon Whitney, Montana**

### ALL-BIG SKY CONFERENCE HONORABLE MENTION

Jaylin Henderson, Portland State

Qiant Meyers, Portland State

Jake O'Neil, Idaho State

Brandon Walker, Montana State

Jack Payne, Idaho

### ALL-DEFENSIVE TEAM

Tre-Vaughn Minott, Portland State (DPOY)

Carson Towt, Northern Arizona

**Brandon Whitney, Montana**

Jake O'Neil, Idaho State

Zach Bloch, Northern Colorado












## FINAL 2024-25 BIG SKY CONFERENCE STANDINGS

School	Conf.	Pct.	Overall	Pct.	Home	Away	Neutral	Streak
Northern Colorado *^	15-3	.833	23-8	.742	13-2	9-6	1-0	W4
Montana *#	15-3	.833	22-9	.710	15-1	7-8	0-0	W1
Portland State	11-7	.611	19-12	.613	13-1	5-10	1-1	W3
Idaho State	10-8	.556	15-14	.517	10-4	5-10	0-0	L1
Montana State	9-9	.500	14-17	.452	11-3	3-14	0-0	W2
Idaho	8-10	.444	13-18	.419	8-6	5-11	0-1	L1
Northern Arizona	8-10	.444	17-14	.548	10-5	7-8	0-1	W1
Eastern Washington	6-12	.333	10-21	.323	8-6	2-14	0-1	L5
Weber State	5-13	.278	11-21	.344	5-10	4-11	2-0	L2
Sacramento State	3-15	.167	7-24	.226	5-11	2-13	0-0	L4
#Tournament Champions		*Co-Regular Season Champions		^Claimed No. 1 Overall Seed via Tiebreaker				



## MONTANA BASKETBALL



#	Pronunciation / Hometown	Info	Season Avg.	Notes	Season Highs	Career Highs	
PROJECTED STARTING FIVE (BASED ON LAST GAME)							
1	 Kai (like sky) Johnson Olympia, Washington	SR G 6-4 190	MIN.....24.3 PTS.....11.1 REB.....3.1 AST.....1.8	<ul style="list-style-type: none"> <li>Set Montana's program record for points in a debut, scoring 27 vs. Hawaii Hilo (11/4/24).</li> <li>Big Sky All-Tournament Team member, scored 23 in the championship game to lead Montana to a title.</li> <li>Scored 1,133 points in three years at the D-II level.</li> <li>Originally a D-II walk-on at Western Washington.</li> </ul>	PTS.....27 REB.....8 AST.....7 STL.....5 BLK.....3	36 12 8 5 4	1
3	 Malik Moore Ventura, California	JR G 6-5 190	MIN.....30.7 PTS.....12.8 REB.....3.2 AST.....2.4	<ul style="list-style-type: none"> <li>Second Team All-Big Sky Selection in 2025 averaging 12.8 points in league play, shooting 44.7% from 3.</li> <li>The Pepperdine transfer missed the start of the 2024-25 season with a shoulder injury.</li> <li>Played in 64 games with 28 starts for the Waves, averaging 7.0 PPG in his time with a 37.7 FG%.</li> </ul>	PTS.....30 REB.....7 AST.....7 STL.....3 BLK.....1	30 7 7 3 1	3
11	 Joe Pridgin Winchendon, Massachusetts	SR G/F 6-5 210	MIN.....27.7 PTS.....11.5 REB.....6.9 AST.....1.3	<ul style="list-style-type: none"> <li>1st Team All-Big Sky after coming to UM as a walk-on.</li> <li>One of only 22 players in the country on their 4th Division 1 team.</li> <li>Averaged 17.4 points and 6.8 rebounds to win Patriot League Rookie of the Year at Holy Cross in '19-20.</li> <li>He welcomed a daughter, Samarra, this summer.</li> </ul>	PTS.....23 REB.....13 AST.....4 STL.....3 BLK.....3	32 19 6 4 3	11
12	 Brandon Whitney Mission Hills, California	GR G 6-1 183	MIN.....29.8 PTS.....9.5 REB.....2.2 AST.....2.7	<ul style="list-style-type: none"> <li>Big Sky Tournament MVP, Second Team All-Big Sky, All-Defensive Team honors, and Preseason All-Big Sky.</li> <li>Program's all-time leader in assists (442), games played (156), starts (150), and minutes (4,727). 9th in scoring.</li> <li>He's averaged 10.0-plus points per game all four years at Montana, just the third Grizzly to ever do so.</li> </ul>	PTS.....24 REB.....6 AST.....8 STL.....3 BLK.....1	30 7 11 3 2	12
32	 Tay-zhon Sawyer San Francisco, California	JR F 6-8 252	MIN.....23.7 PTS.....9.2 REB.....3.9 AST.....1.3	<ul style="list-style-type: none"> <li>Second-year transfer from CC of San Francisco, where he was an All-State player in the CCCMBCA.</li> <li>Averaged 21.0 points and 7.5 rebounds per 40 minutes last year as Montana's sixth-man, playing 16.2 MPG.</li> <li>Scored in double figures 12 times in Big Sky play last season after doing so just three times in the non-conference.</li> </ul>	PTS.....19 REB.....8 AST.....4 STL.....2 BLK.....3	19 10 4 2 3	32
ROTATION PLAYERS (SORTED BY MINUTES PER GAME)							
0	 Money Williams Oakland, California	SO G 6-4 200	MIN.....27.2 PTS.....13.3 REB.....3.6 AST.....3.1	<ul style="list-style-type: none"> <li>2025 honors: Big Sky Top Reserve, Big Sky All-Tournament Team, 2nd Team All-Big Sky selection.</li> <li>Has received NBA Draft buzz as a potential 2nd round pick, according to Bleacher Report.</li> <li>Has tragically lost both his mother and father in the last year.</li> </ul>	PTS.....36 REB.....9 AST.....9 STL.....4 BLK.....2	36 9 9 4 2	0
20	 Austin Patterson Sonora, California	SR G 6-3 185	MIN.....19.6 PTS.....5.7 REB.....2.3 AST.....0.7	<ul style="list-style-type: none"> <li>Spent the last two years at Sacramento State, and is up to 982 career points.</li> <li>Scored season-high 20 points on five made threes in Big Sky Semifinal win over Idaho.</li> <li>He's made 204 career threes, shooting 38.7 percent from beyond the arc.</li> </ul>	PTS.....20 REB.....6 AST.....3 STL.....4 BLK.....2	29 10 5 4 2	20
50	 Jensen Bradkey Sandringham, Australia	R-FR F 6-10 220	MIN.....10.5 PTS.....3.4 REB.....1.5 AST.....0.2	<ul style="list-style-type: none"> <li>Transfer from Saint Mary's (CA) that played at NBA Global Academy in Australia.</li> <li>Missed the start of the season with a knee injury, but made his Griz debut at Utah State (Nov. 18)</li> <li>Dad is an NBL Hall of Famer and mom is a two-time Major Champion tennis player in mixed doubles.</li> </ul>	PTS.....17 REB.....5 AST.....1 STL.....1 BLK.....1	17 5 1 1 1	50
5	 Amari Jenkins Racine, Wisconsin	R-SO F 6-7 195	MIN.....9.1 PTS.....1.4 REB.....1.7 AST.....0.3	<ul style="list-style-type: none"> <li>Played in 11 games, starting two of them in his two years at Green Bay.</li> <li>Athletic forward that has appeared off the bench in 28 games this year, missing 6 games with a leg injury.</li> <li>His uncle, Jim Chones, is the radio analyst for the Cleveland Cavaliers and spent 8 years in the NBA.</li> </ul>	PTS.....8 REB.....8 AST.....2 STL.....1 BLK.....2	9 9 3 2 2	5
14	 Zack Davidson Canberra, Australia	R-FR F 6-9 224	MIN.....6.6 PTS.....2.4 REB.....1.7 AST.....0.1	<ul style="list-style-type: none"> <li>Redshirted the 2023-24 season at Montana.</li> <li>Four-year varsity player and two-time captain for Mater Dei HS, where he was the CIF Player of the Year ('23).</li> <li>His older brother, Nick, was a Second Team All-Mountain West player at Nevada this year.</li> </ul>	PTS.....8 REB.....10 AST.....1 STL.....1 BLK.....1	8 10 1 1 1	14
15	 Jalen Foy Las Vegas, Nevada	JR F 6-7 215	MIN.....5.4 PTS.....0.9 REB.....0.9 AST.....0.3	<ul style="list-style-type: none"> <li>Transfer from Northeastern JC, where he averaged 28.1 minutes, 14.1 points, 8.2 rebounds, and 3.1 assists.</li> <li>Started his collegiate career at Porterville College based in Porterville, Calif.</li> <li>Role has increased with Jenkins out injured for 6 games, including a season-high 20 minutes at UNI (12/16).</li> </ul>	PTS.....5 REB.....4 AST.....2 STL.....0 BLK.....2	5 4 2 0 2	15



## THE MONEY WILLIAMS STORY

Sophomore guard Money Williams is playing through tragedy this season having lost his mother one month before the start of the season. The star guard also lost his father last season the night that Montana played Nevada, learning in the locker room following the game.

The rest of the Grizzly team and staff attended his father's funeral in December last year, but Williams and his family are now working through the unimaginable, dealing with the loss of two parents within a year.

The 19-year old, and his older sister Mo'Ney, are now responsible for their three younger siblings, Joanna, Jermaine, and Jeremiah Benson.

Williams set up a GoFundMe page for his family in their time of need. The page can be found [HERE](#).

He made the decision to return to basketball this year, missing stretches of fall camp but returning for the season opener. On the floor, Williams should be one of the top players in the Big Sky Conference and is expected to help lead Montana to a potential Big Sky Championship.

The lefty playmaker has a complete skill-set, and was on pace for perhaps the best freshman season in Montana history before being injured in 2023-24. He returns at full health for a sophomore year that could be one for the books.



## 30 POINTS AT #11 TENNESSEE

- Money Williams scored 30 points on 8-of-15 shooting, including 4-of-7 from beyond the arc, in the loss at #11 Tennessee. Williams was aggressive, getting to the free throw line to go 10-of-13 from the stripe.
- Williams is the first Big Sky player since Weber State's Harold Arceneaux (3/13/99) to score 30 points on an SEC opponent. Arceneaux did it against Florida during an overtime loss in the NCAA Tournament.
- He's the first Grizzly in the 21st century to score 30 points against a Power 4 opponent. The last known 30-point game against any school from the current P4 was Eric Hays' 32-point outing in the near upset of UCLA in the 1975 NCAA Tournament.
- It's also only the second known 30-point game by a Grizzly against a ranked opponent, joining Hays.
- Against Rick Barnes' Tennessee teams over the last decade, it's just the 10th 30-point game in regulation, 8th in the regular season, 5th from outside of the SEC, and 3rd in Knoxville.
- Williams was the first player since Auburn's Samir Doughty (32) in 2020 to score 30+ against the Volunteers, and the first non-SEC player since Mercer's Ike Nwamu (30) on Dec. 22, 2014, according to Tennessee.
- He's the first Big Sky player to score 30 against a ranked opponent since Daylen Kountz (Northern Colorado) scored 33 against #8 Arizona on Dec. 15, 2021.

## BIG SKY HONORS

- **Big Sky Top Reserve**
  - Williams came off the bench for the final 11 games of the regular season and earned the league's Top Reserve Award.
  - His production increased after moving to the bench, scoring 14.5 points as a reserve. He has scored in double figures eight times off the bench for the Griz.
- **Second Team All-Big Sky**
  - Williams earned a place on the All-Conference Second Team after leading co-champion Montana in scoring during league play.
  - Williams averaged 13.4 points, 4.0 rebounds, and 3.5 assists per game in Big Sky games.
- **All-Tournament Team**
  - He was 1 of 3 Grizzlies to be named to the Big Sky All-Tournament Team, as voted on by the media.
  - Averaged 12.0 points, 3.0 assists, 2.7 rebounds, and 1.3 steals at the tournament.

## MORE ON MONEY

Money Williams caught the attention of many around the league, and the country, with his play as a true freshman in 2023-24 prior to his injury. He is expected to be one of the top players in the conference in 2024-25, and has already garnered some national attention.

Williams' name appeared in a Bleacher Report NBA Mock Draft. They had him going 46th overall to the Charlotte Hornets, and had his pro comparison as Cameron Payne.

The website NBABigBoard.com lists Williams as a "[favorite deep sleeper, under-the-radar prospects to watch](#)" this year.

SLAM recently shared Williams' story to their 1.3 million followers.

[BLEACHER REPORT MOCK DRAFT](#)

[THE BRACKETEER MID-MAJOR ALL-AMERICAN WATCH LIST](#)

[NBABIGBOARD.COM "HOT START" FEATURE](#)

## 30-POINT GAMES

## BY A GRIZ UNDERCLASSMEN SINCE 2000

PLAYER	DATE	POINTS
Andrew Strait (@UC Riverside)	12/19/05	31
Jordan Hasquet (Northern Arizona)	2/27/06	30
Brandon Whitney (@North Dakota)	11/15/21	30
Money Williams (@ #11 Tennessee)	11/13/24	30

## BY A GRIZ AGAINST A RANKED OPPONENT

PLAYER	DATE	POINTS
Eric Hayes (vs. #2 UCLA)	3/20/75	32
Money Williams (@ #11 Tennessee)	11/13/24	30

## PLAYER OF THE WEEK (x2)

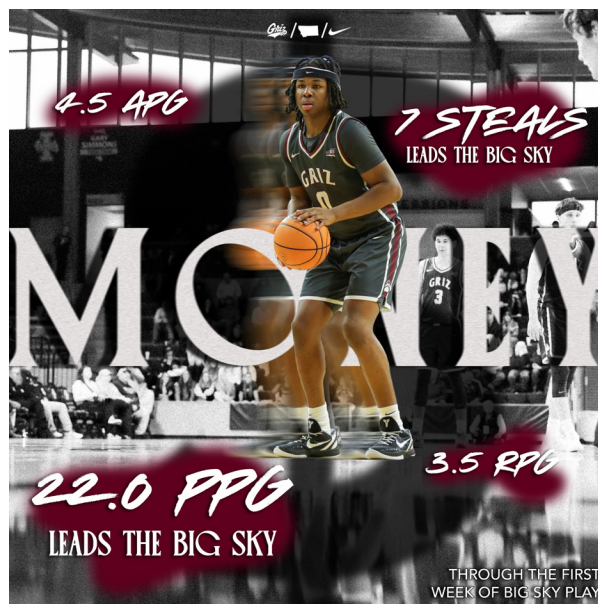
Money Williams was named the Big Sky Conference Player of the Week on Tuesday, Nov. 19 following his road performances against Tennessee and Utah State. It's the second time that Williams has earned the honor in his career.

He averaged 27.5 points, 2.5 rebounds, 2.0 assists, and 2.0 steals during the week. He got hot from three-point range, making 7-of-16 (.438) while also making 16 total free throws in the two games.


Williams scored 30 points at Tennessee to become the first non-SEC player to do so in Knoxville since 2014. Williams backed that performance up with 25 points at Utah State, helping to lead a second-half charge that cut the Aggie lead to just two points on multiple occasions.

Williams led the league in scoring at 22.0 points per game during the first week of league action.

Williams also led the conference with seven steals through two games while averaging 4.5 assists and 3.5 rebounds per game as well. Williams is the first Grizzly since Sayeed Priddett to win multiple POTW honors in the same season.



## GRIZZLY COACHING TREE



**JUD HEATHCOTE**  
1971-1976

- >> 80-53 (.597) at Montana
- >> Won school's 1st Big Sky title in 1975
- >> College Basketball Hall of Famer

**JIM BRANDENBURG**  
1976-78

- >> 26-29 (.473) at Montana
- >> Won 1978 Big Sky title
- >> Coached Wyoming to 1987 Sweet 16



**MIKE MONTGOMERY**  
1978-86

- >> 155-76 (.669) at Montana
- >> Led Stanford to 10 NCAA tournaments, '98 Final Four
- >> College Basketball Hall Of Famer

**STEW MORRILL**  
1986-91

- >> 98-51 (.652) at Montana
- >> NCAA Tournament berth in 1991 after 23-win year
- >> Utah State's winningest coach, court namesake



**BLAINE TAYLOR**  
1991-98

- >> 141-66 (.680) at Montana
- >> Reached two NCAA tournaments, one NIT at UM
- >> Old Dominion's winningest coach

**LARRY KRYSKOWIAK**  
2004-06

- >> 42-20 (.677) at Montana
- >> Coached last Big Sky win at NCAA Tournament
- >> Milwaukee Bucks & Utah Utes head coach



**WAYNE TINKLE**  
2006-14

- >> 158-91 (.635) at Montana
- >> Reached three NCAA Tournaments at UM
- >> Current Oregon State HC, led them to Elite 8 in '21

**TRAVIS DECUIRE**  
2014-PRESENT

- >> 226-133 (.630) at Montana
- >> Montana's winningest coach
- >> Only UM coach to win 4 Big Sky reg. season titles



## NOTABLE DEBUTS

MONTANA GRIZZLIES HISTORY		
PLAYER	OPPONENT	POINTS
<b>Kai Johnson</b>	<b>Hawaii Hilo</b>	<b>27</b>
Ahmaad Rorie	USC	21
Money Williams	Northwest Indian	19
Brandon Whitney	USC	17
Michael Oguine	Boise State	17
<b>Jensen Bradtke</b>	<b>Utah State</b>	<b>17</b>
<b>Joe Pridgen</b>	<b>Hawaii Hilo</b>	<b>14</b>
<b>Austin Patterson</b>	<b>Hawaii Hilo</b>	<b>12</b>

## SCORING LEADERS

### MONTANA GRIZ BASKETBALL HISTORY

Player	Points
1. Larry Krystkowiak (82-86)	2,017
2. M.R. Richardson (74-78)	1,827
3. Bob Cope (46-50)	1,810
4. Sayeed Pridgett (16-20)	1,679
5. Kareem Jamar (10-14)	1,673
6. Kevin Criswell (02-06)	1,663
7. Ahmaad Rorie (16-19)	1,654
8. Michael Oguine (15-19)	1,647
<b>9. Brandon Whitney (20-Pres.)</b>	<b>1,618</b>
10. Andrew Strait (05-09)	1,617
11. Wayne Tinkle (85-89)	1,500
12. Will Cherry (09-13)	1,484
13. Jordan Hasquet (05-09)	1,396

## ASSIST LEADERS

### MONTANA GRIZ BASKETBALL HISTORY

Player	Assists
1. <b>Brandon Whitney (20-Pres.)</b>	<b>442</b>
2. Travis DeCuire (1991-94)	435
3. Shane Christensen (1999-02)	431
4. Scott Zanon (1984-87)	411
5. Kareem Jamar (2011-14)	407
6. Will Cherry (2010-13)	397

## The Holloway and Hulling Defensive Player of the Game

1. Kai Johnson - 10 times
2. Joe Pridgen - 7 times
3. Austin Patterson - 5 times
4. Brandon Whitney - 4 times
5. Te'Jon Sawyer - 3 times
- Money Williams - 2 times
7. Amari Jenkins - 1 time
- Jalen Foy - 1 time



**HOLLOWAY & HULLING**  
MONTANA LAWYERS

## TOP 10 GAME PERFORMANCES

Game score, a formula created by John Hollinger, gives a rough measure of a player's productivity for a single game. Here are Montana's 10 best "games" this year, according to the formula.

PLAYER	GAME	SCORE	PTS	REB	AST
1. Malik Moore	at St. Thomas (12.7)	23.7	30	3	1
2. Money Williams	at Eastern Wash. (1.2)	22.9	26	3	7
3. Kai Johnson	at Northern Ariz. (2.8)	22.8	22	5	7
4. Money Williams	at Portland State	22.7	36	4	3
4. Money Williams	at Tennessee (11.13)	21.6	30	1	2
5. Joe Pridgen	Denver (11.24)	21.3	23	7	3
6. Joe Pridgen	at Utah State (11.18)	21.1	18	8	3
7. Malik Moore	CSUN (11.27)	20.7	22	7	4
8. Joe Pridgen	CSUN (11.27)	19.7	20	13	2
9. Brandon Whitney	Portland State (1.30)	19.6	19	4	1



# MONTANA BASKETBALL



## LAST TIME IT HAPPENED...

### INDIVIDUAL PLAYER

Points in a game	
25 .....	36, Money Williams (at Portland State, 3/1/25)
30 .....	36, Money Williams (at Portland State, 3/1/25)
35 .....	36, Money Williams (at Portland State, 3/1/25)
40 .....	42, Anthony Johnson (Weber State, 3/10/10)
Rebounds in a game	
10 .....	11, Joe Pridgen (Eastern Washington, 3/3/25)
15 .....	15, Laolu Oke (Sacramento St., 2/22/24)
20 .....	
Assists in a game	
7 .....	7, Kai Johnson (at Northern Arizona (2/8/25)
10 ....	11, Brandon Whitney (Northern Arizona, 1/13/24)
15 .....	20, Cameron Parker (SAGU AIC, 12/13/21)
Blocks in a game	
5 .....	5, Derek Selvig (Idaho State, 2/6/12)
7 .....	7, Brian Qvale (San Francisco, 12/12/10)
10 .....	Never
Steals in a game	
5 .....	5, Kai Johnson (at Eastern Wash., 1/2/25)
7 .....	8, Fabijan Krslovic (San Jose St., 12/7/16)
10 .....	10, Delvon Anderson (Simon Fraser, 1991)
Free throws in a game	
7 .....	7, Kai Johnson (vs. Northern Colo., 3/12/25)
10 .....	12, Money Williams (at Portland State, 3/1/25)
20 .....	20, Ron Moore (Gonzaga, 1968)
Threes in a game	
4 .....	5, Austin Patterson (vs. Idaho, 3/11/25)
6 .....	6, Malik Moore (Weber State, 1/15/25)
8 .....	8, Aanen Moody (at Eastern Wash., 2/29/24)
Had a double-double (vs. D1 opponent)	
.....	Joe Pridgen, 11 PTS/10 REB (Eastern Wash., 3/3/25)
Had a triple-double (vs. D1 opponent)	
.....	Kareem Jamar, 21 PTS/11 REB/11 AST (Hawaii, 2/18/12)

### MONTANA TEAM

Points in a game	
80 .....	91, vs. Northern Colorado (3/12/25)
90 .....	91, vs. Northern Colorado (3/12/25)
100 .....	107, NW Indian (11/7/23)
Points allowed in a game	
80 .....	83, vs. Northern Colorado (3/12/25)
90 .....	95, at Utah State (11/18/24)
100 .....	104, at Northern Iowa (12/16/24)
Won a game by...	
20 .....	23, vs. Idaho (3/11/25)
30 .....	31, Hawaii Hilo (11/4/24)
40 .....	43, Northern Arizona (1/13/24)
50+ .....	50, Northwest Indian College (11/10/24)
Lost a game by...	
20 .....	25, at Idaho State (1/18/25)
30 .....	35, at #11 Tennessee (11/14/24)
40+ .....	40, at Oregon (11/29/21)
Overtime games	
Played.....	at Portland State, 79-76 L (3/1/25)
Won.....	vs. Presbyterian, 82-79 (3/24/24)
Lost.....	at Portland State, 79-76 (3/1/25)
Field goal percentage	
>60% .....	65.2%, vs. Northern Colorado (3/12/25)
>70% .....	71.7%, Washington State (1968)
Played a ranked opponent.....	#11 Tennessee (11/13/24)
Beat a ranked opponent.....	#20 Nevada (3/16/06)

## GRIZ VS. RANKED OPPONENTS

YEAR	H/A/N	OPPONENT	RESULT
12/18/53	H .....	#1 INDIANA.....	L, 74-54
12/28/53	H .....	#20 IDAHO.....	L, 66-57
12/29/53	H .....	#17 IDAHO.....	W, 60-57
1/15/55	A .....	#9 UTAH.....	L, 91-58
2/17/55	H .....	#10 UTAH.....	L, 101-68
1/16/56	A .....	#20 UTAH.....	L, 89-60
1/3/58	A .....	#15 UTAH.....	W, 73-67
2/13/59	A .....	#17 UTAH.....	L, 83-71
1/4/60	A .....	#4 UTAH.....	L, 78-62
1/23/60	H .....	#9 UTAH STATE.....	L, 83-74
1/4/50	H .....	#9 UTAH.....	L, 92-76
2/25/60	A .....	#8 UTAH STATE.....	L, 89-63
12/21/65	A .....	#5 BRADLEY.....	L, 87-77
3/20/75	N .....	#2 UCLA*.....	L, 67-64
3/22/75	N .....	#16 UNLV*.....	L, 75-67
12/31/76	A .....	#15 MINNESOTA.....	L, 81-102
2/7/80	A .....	#17 WEBER STATE.....	L, 74-60
3/1/80	A .....	#16 WEBER STATE.....	L, 50-42
1/23/82	H .....	#8 IDAHO.....	W, 53-51
2/18/82	A .....	#11 IDAHO.....	L, 71-58
11/18/88	H .....	#20 STANFORD.....	L, 79-63
3/15/91	N .....	#1 UNLV*.....	L, 99-65
3/19/92	N .....	#20 FLORIDA STATE*.....	L, 78-68
12/5/95	A .....	#4 ARIZONA.....	L, 84-66
3/13/97	N .....	#5 KENTUCKY*.....	L, 92-54
11/21/99	H .....	#25 GONZAGA.....	L, 76-61
12/19/99	A .....	#22 GONZAGA.....	L, 88-70
3/14/02	N .....	#11 OREGON*.....	L, 81-62
11/28/02	N .....	#9 MICHIGAN STATE.....	L, 80-60
12/16/02	A .....	#19 STANFORD.....	W, 70-68
1/4/04	A .....	#16 GONZAGA.....	L, 88-67
11/21/04	A .....	#25 GONZAGA.....	L, 78-62
3/17/05	N .....	#8 WASHINGTON*.....	L, 88-77
3/16/06	N .....	#20 NEVADA*.....	W, 87-79
3/18/06	N .....	#7 BOSTON COLLEGE*.....	L, 69-56
11/11/07	A .....	#14 GONZAGA.....	L, 77-54
11/23/07	N .....	#9 WASHINGTON ST.....	L, 66-55
11/23/08	A .....	#10 DUKE.....	L, 78-58
11/29/09	A .....	#14 WASHINGTON.....	L, 63-59
3/18/10	N .....	#8 NEW MEXICO*.....	L, 62-57
3/15/12	N .....	#14 WISCONSIN*.....	L, 49-73
3/21/13	N .....	#16 SYRACUSE*.....	L, 81-34
12/8/15	A .....	#20 GONZAGA.....	L, 61-58
12/19/15	A .....	#2 KANSAS.....	L, 88-46
12/13/16	A .....	#22 OREGON.....	L, 81-67
3/15/18	N .....	#7 MICHIGAN*.....	L, 61-47
3/21/19	N .....	#8 MICHIGAN*.....	L, 74-55
11/22/19	A .....	#25 WASHINGTON.....	L, 73-56
12/18/19	A .....	#8 OREGON.....	L, 81-48
12/20/22	A .....	#11 GONZAGA.....	L, 85-75
11/24/23	A .....	#6 HOUSTON.....	L, 79-44
11/13/24	A .....	#11 TENNESSEE.....	L, 92-57

\*NCAA Tournament Game



## RUN TRACKER

OPPONENT	LEAD	DEFICIT	RUN	CHANGES	TIED	LED	TRAILED	RESULT
Hawaii Hilo	35	0	10	0	0	39:02	0:00	W, 92-61
at Oregon	3	31	6	1	2	1:02	36:24	L, 79-48
Northwest Indian	52	3	13	3	1	37:44	1:06	W, 94-44
at Tennessee	1	38	7	2	1	0:13	39:21	L, 92-57
at Utah State	4	15	12	3	2	3:27	34:37	L, 95-83
Denver	14	1	7	2	1	39:30	0:10	W, 83-73
Utah Tech	11	5	12	8	6	23:52	13:35	W, 69-66
CSUN	15	4	9	6	2	34:00	5:21	W, 83-75
South Dakota State	13	2	7	2	1	38:02	0:42	W, 71-67
at St. Thomas	5	9	6	9	7	16:35	20:15	L, 88-81
Montana Tech	30	5	12	1	2	30:55	7:23	W, 89-60
at Northern Iowa	6	34	7	1	0	6:06	32:54	L, 104-76
at San Francisco	4	14	8	3	2	5:07	33:38	L, 71-67
at Eastern Washington	13	8	7	19	10	22:20	13:41	W, 92-81
at Idaho	13	9	8	4	6	21:13	13:52	W, 73-71
Northern Arizona	17	3	11	7	0	36:06	3:51	W, 81-76
Northern Colorado	2	32	8	1	1	0:29	37:49	L, 81-57
at Weber State	7	8	6	13	6	7:52	28:34	W, 63-59
at Idaho State	8	27	6	6	3	7:17	30:28	L, 86-61
Idaho	11	0	10	0	0	39:18	0:00	W, 72-67
Montana State	17	4	7	3	4	35:04	2:20	W, 77-70
Portland State	18	1	8	2	2	38:09	0:24	W, 92-78
Sacramento State	31	0	9	0	0	39:27	0:00	W, 87-59
at Northern Colorado	21	2	11	1	1	38:32	0:24	W, 86-78
at Northern Arizona	10	4	9	11	2	32:40	6:15	W, 83-80
Idaho State	15	3	11	2	5	32:51	1:16	W, 81-68
Weber State	12	5	10	2	4	29:14	9:01	W, 65-58
at Montana State	13	0	9	0	0	38:57	0:00	W, 89-85
at Sacramento State	22	0	12	0	1	36:51	0:00	W, 60-54
at Portland State	11	9	10	8	5	19:46	20:22	L, 79-76 (OT)
Eastern Washington	11	14	10	8	7	8:19	29:22	W, 83-72
vs. Northern Arizona	16	7	12	7	8	23:30	12:53	W, 74-65
vs. Idaho	31	2	14	1	1	38:39	0:20	W, 78-55
vs. Northern Colorado	14	6	14	5	2	33:07	5:21	W, 91-83

## MISC. SCORING STATS

Opponent	TOS	PAINT	2ND	FB	BENCH	DR.	Opponent	TOS	PAINT	2ND	FB	BENCH	DR.
Hawaii Hilo	25	62	23	10	25	0	at Idaho State	9	26	9	6	22	4
at Oregon	9	24	6	0	17	4	Idaho	16	24	5	10	23	1
NW Indian	22	44	8	14	26	1	Montana State	17	48	11	8	10	0
at Tennessee	4	22	5	0	12	1	Portland State	13	48	7	0	23	0
at Utah State	11	42	17	9	26	1	Sacramento St.	18	36	15	9	40	0
Denver	13	46	6	7	25	0	at No. Colo.	8	34	6	7	22	0
Utah Tech	12	40	13	13	27	3	at No. Ariz.	21	36	0	16	27	0
CSUN	11	24	8	12	18	0	Idaho State	12	44	12	10	31	0
South Dakota St.	14	30	7	19	20	0	Weber State	12	32	10	2	6	2
at St. Thomas	16	34	4	9	22	2	at Montana St.	15	42	9	11	9	0
Montana Tech	21	40	11	6	20	1	at Sacramento St.	11	30	2	6	7	1
at Northern Iowa	8	30	5	10	26	3	at Portland St.	7	34	8	0	41	3
at San Francisco	6	34	6	8	13	2	Eastern Wash.	8	40	10	12	23	1
at Eastern Wash.	19	42	6	21	23	1	vs. Northern Ariz.	10	42	2	8	21	2
at Idaho	14	42	4	10	19	0	vs. Idaho	19	22	6	12	36	3
Northern Ariz.	11	36	5	15	22	1	vs. Northern Colo.	8	38	4	0	12	1
Northern Colo.	9	26	9	5	16	4	**Montana's points from in the following categories in 2024-25 TOS = Turnovers; 2ND = second chance; FB = fast break DR = # of three-minute scoring droughts						
at Weber St.	17	26	10	12	10	2							

## MONTANA BASKETBALL



25 BIG SKY CHAMPIONSHIPS - 13 REGULAR SEASON TITLES - 13 NCAA TOURNAMENT APPEARANCES

## WINNING WAYS

- Entering 2024-25, Montana is one of 14 schools nationally to post a .500 or better record in 16 consecutive seasons (Arizona, Baylor, Belmont, Cincinnati, Duke, Gonzaga, Kansas, Memphis, Michigan State, Montana, Saint Mary's, San Diego State, Vermont, VCU). Head Coach Travis DeCuire has never had a losing season at Montana.
- From 2012-13 through 2021-22, the Grizzlies were one of 40 programs nationally to win at least 65 percent of their games (202-118, .612). During a two-year span from 2017-18 through 2018-19, Montana went to back-to-back NCAA tournaments and won 75.4 percent of its games (52-17, 24th nationally).
- Montana has won 226 games over the previous 11 seasons, tied for the 55th most in the NCAA during that stretch. It's also the most wins in the Big Sky in the time. The Griz have more wins than notable programs Illinois, Indiana, and Syracuse during DeCuire's tenure.
- Montana has won 80.7 percent of its home games (130-31) under head coach Travis DeCuire. They are 43rd in the NCAA in home winning percentage during his tenure.

## CHAMPIONSHIP CULTURE

- Montana has won more Big Sky tournament titles than any other school (12). The Grizzlies also have won the regular-season title 13 times.
- From 1991-2019, every four-year player won a conference championship at Montana.
- Montana has now won six regular-season Big Sky titles in the past 13 seasons, and has finished in the top three all but twice dating back to 2008-09.
- DeCuire has won 17 conference tournament games at Montana. The Griz have the most wins in the Big Sky during the time, and the 18th-most in the NCAA.

## DANCING IN MARCH

- Montana will play in the NCAA Tournament for the 13th time, and a 3rd time under Coach DeCuire.
- The Grizzlies' first NCAA Tournament appearance came in 1975, earning a win over Utah State in the Round-of-32 before narrowly falling to John Wooden's final national championship team at UCLA. Montana also earned an NCAA Tournament win in 2006, knocking off No. 5 seed Nevada.
- Montana will play in the NCAA Tournament for the 6th time in the past 16 seasons. The Grizzlies have played in the NIT four times and CBI twice.
- The Griz won a game at the 2024 CBI Tournament. It was the first postseason victory for the Grizzlies since 2006.

## GRIZ HISTORY

- Notable former head coaches include College Basketball Hall of Famers Jud Heathcote and Mike Montgomery, in addition to Montana alums Blaine Taylor, Larry Krystkowiak and Wayne Tinkle.
- Krystkowiak is Montana's all-time leading scorer (2,017) and rebounder (1,105). He is one of 123 Division-I players in NCAA history with more than 2,000 career points and 1,000 career rebounds.
- Montana has had seven NBA Draft picks, including first-round selections Michael Ray Richardson and Lee Johnson. Currently, more than a dozen former players are playing professionally overseas. At least 75 players total have continued their playing careers after college.



## STARTERS RETURNING (2)

No.	Name	GP/GS	MPG	PPG	RPG	AST	BLK	STL	FG%	3FG%	FT%
0	Money Williams	12/6	20.6	13.4	3.9	39	1	6	.465	.294	.882
12	Brandon Whitney	36/31	31.5	10.3	2.9	148	3	22	.510	.406	.813

## OTHER PLAYERS RETURNING (5)

No.	Name	GP/GS	MPG	PPG	RPG	AST	BLK	STL	FG%	3FG%	FT%
2	Chase Henderson	24/0	9.1	2.6	0.5	23	0	5	.386	.158	.652
14	Zack Davidson	-Redshirted the 2023-24 season-									
22	Adam Shoff	11/0	1.5	0.0	0.2	0	0	0	.000	.000	.000
23	Connor Dick	18/0	2.1	0.4	0.5	1	2	1	.429	.000	.667
32	Te'Jon Sawyer	36/2	16.3	8.5	3.1	28	16	8	.570	.263	.791

## TRANSFERS (8)

No.	Name	Year	Pos.	Prev. School	Notes
1	Kai Johnson	Sr.	G	Western Washington	Scored 1,133 points in three seasons (13.5 PPG), shooting 39.3% from three
3	Malik Moore	Jr.	G	Pepperdine	Started 28 games, averaging 7.0 points in 25.8 minutes per game
5	Amari Jedkins	R-So.	F	Green Bay	Appeared in 11 games with two starts, averaging 4.0 points and 2.2 rebounds
8	Jeremiah Dargan	Jr.	G	West Valley College	Started 62 games, averaging 13.6 points, 5.6 rebounds, and 3.9 assists
11	Joe Pridgen	Gr.	G	Northeastern	Former Patriot League ROTY and 3rd Team All-Conference
15	Jalen Foy	Jr.	F	Northeastern JC	Started all 26 games, averaging 14.1 points and 8.2 rebounds
20	Austin Patterson	Sr.	G	Sacramento State	789 career points (11.0 PPG), averaging 13.6 PPG last year at Sac St.
50	Jensen Bradtke	R-Fr.	F	Saint Mary's	Redshirted his lone season for the Gaels

## INCOMING FRESHMEN (1)

No.	Name	Pos.	Ht.	Wt.	Notes
4	Tyler Thompson	G	6-6	190	3-star recruit according to 247Sports, 19th ranked CA player according to ESPN

## PLAYERS LOST (9)

No.	Name	GP/GS	MPG	PPG	RPG	AST	BLK	STL	FG%	3FG%	FT%
3	Josh Vazquez	34/30	28.1	9.7	2.6	58	10	32	.447	.400	.900
4	Giordan Williams	31/6	15.5	3.9	2.5	45	3	6	.350	.237	.786
5	Jaxon Nap	35/0	10.0	2.5	1.3	18	4	4	.450	.300	.774
11	Aanen Moody	36/36	33.4	16.8	3.4	83	3	34	.492	.390	.875
13	Rhett Reynolds	11/0	1.7	0.5	0.7	1	0	0	.500	.500	.000
21	Laolu Oke	35/33	22.7	6.9	7.4	57	26	31	.651	.000	.641
24	Dischon Thomas	36/36	27.8	11.6	5.4	57	36	22	.458	.408	.791
30	Caden Bateman	12/0	1.8	0.6	0.8	0	0	1	.750	.000	.500
34	Blake Jones	25/0	7.7	1.9	1.2	9	3	0	.419	.286	.625

By Class

## Seniors (6)

Kai Johnson  
Austin Patterson  
Joe Pridgen  
Te'Jon Sawyer  
Adam Shoff  
Brandon Whitney

## Juniors (3)

Jeremiah Dargan  
Jalen Foy  
Malik Moore

## Sophomores (4)

Money Williams  
Chase Henderson  
Amari Jedkins  
Connor Dick

## Freshmen (3)

Jensen Bradtke  
Zack Davidson  
Tyler Thompson

By State

## California (9)

Jeremiah Dargan  
Zack Davidson  
Malik Moore  
Austin Patterson  
Te'Jon Sawyer  
Adam Shoff  
Tyler Thompson  
Brandon Whitney  
Money Williams

## Montana (1)

Connor Dick

## Washington (1)

Kai Johnson

## Iowa (1)

Chase Henderson

## Wisconsin (1)

Amari Jedkins

## Nevada (1)

Jalen Foy

## Massachusetts (1)

Joe Pridgen

## Australia (9)

Jensen Bradtke



## THE GRIZZLIES' 2024-25 RECORD WHEN...

## GAME LOCATION

At Dahlberg Arena .....	15-1
On the Road .....	7-8
Neutral Site .....	3-0

## TOP-25 OPPONENT (AP POLL)

At Dahlberg Arena .....	0-0
On the Road .....	0-1
Neutral Site .....	0-0

## ON TV

At Dahlberg Arena .....	3-1
On the Road .....	1-2
Neutral Site .....	2-0

## OVERTIME

At Dahlberg Arena .....	0-0
On the Road .....	0-1
Neutral Site .....	0-0

## HALFTIME SCORE

Leading at the Half .....	19-2
Trailing at the Half .....	5-7
Tied at the Half .....	1-0

## FINAL MARGIN

1-4 .....	6-2
5-9 .....	9-1
10-19 .....	5-1
20-29 .....	3-3
30+ .....	2-2

## GRIZ SCORING

<50 .....	0-1
50-59 .....	0-2
60-69 .....	4-2
70-79 .....	6-2
80-89 .....	10-2
90-99 .....	5-0
100+ .....	0-0

## OPPONENT SCORING

<50 .....	1-0
50-59 .....	5-0
60-69 .....	7-0
70-79 .....	8-3
80-89 .....	4-3
90-99 .....	0-2
100+ .....	0-1

## FIELD-GOAL PERCENTAGE

Better Field-Goal Percentage .....	21-4
Worse Field-Goal Percentage .....	4-5

UM Shoots <.400 .....	0-4
UM Shoots .400-.449 .....	4-1
UM Shoots .450-.499 .....	3-1
UM Shoots .500-.549 .....	8-3
UM Shoots .550+ .....	10-0

Opponent Shoots <.400 .....	9-1
Opponent Shoots .400-.449 .....	7-1
Opponent Shoots .450-.499 .....	3-1
Opponent Shoots .500-.549 .....	3-2
Opponent Shoots .550+ .....	3-4

## 3-POINT SHOOTING

Better 3-Point FG Percentage .....	21-1
Worse 3-Point FG Percentage .....	4-8
Same 3-Point FG Percentage .....	0-0

UM Makes 0-4 .....	5-3
UM Makes 5-7 .....	6-3
UM Makes 8-10 .....	10-2
UM Makes 11+ .....	4-1

Opponent Makes 0-4 .....	7-0
Opponent Makes 5-7 .....	13-2
Opponent Makes 8-10 .....	4-6
Opponent Makes 11+ .....	1-1

UM Makes More 3FGs .....	14-2
UM Makes Fewer 3FGs .....	7-7
UM Makes Same 3FGs .....	3-0

## FREE-THROW SHOOTING

Better Free-Throw Percentage .....	12-3
Worse Free-Throw Percentage .....	10-6
Same Free-Throw Percentage .....	2-0

UM Shoots More FTs .....	14-2
UM Shoots Fewer FTs .....	10-7
UM Shoots Same FTs .....	1-0

UM Makes More FTs .....	16-1
UM Makes Fewer FTs .....	8-6
UM Makes Same FTs .....	1-2

## REBOUNDING

More Rebounds than Opponent .....	13-2
Fewer Rebounds than Opponent .....	10-7
Same Rebounds as Opponent .....	2-0

## ASSISTS

More Assists than Opponent .....	14-3
Fewer Assists than Opponent .....	9-5
Same Assists as Opponent .....	2-1

## TURNOVERS

Fewer Turnovers than Opponent .....	14-2
More Turnovers than Opponent .....	10-7
Same Turnovers as Opponent .....	1-0

UM Commits < 10 .....	10-0
UM Commits 10-15 .....	14-8
UM Commits 16+ .....	1-1

Opponent Commits < 10 .....	9-3
Opponent Commits 10-15 .....	14-6
Opponent Commits 16+ .....	2-0

## TIME OF DAY

Day Game (tip before 5:00 PM local) .....	2-4
Night Game .....	20-5
Late Night (tip after 9:00 PM local) .....	3-0

## DAY OF THE WEEK

Monday .....	4-2
Tuesday .....	2-0
Wednesday .....	3-1
Thursday .....	7-0
Friday .....	0-1
Saturday .....	6-5
Sunday .....	3-0

## MONTH

November .....	5-3
December .....	2-3
January .....	7-2
February .....	7-0
March .....	4-1

## UNIFORMS

Maroon .....	8-4
White .....	13-1
Gray .....	2-4
N7 .....	2-0

## GRIZ VS. OPPOSING CONFERENCES

AIHEC .....	1-0
Big 10 .....	0-1
Big Sky .....	18-3
Big West .....	1-0
Frontier .....	1-0
Missouri Valley .....	0-1
Mountain West .....	0-1
PacWest .....	1-0
SEC .....	0-1
Summit .....	2-1
WAC .....	1-0
WCC .....	0-1

## GRIZ IN THE STATE OF

Arizona .....	1-0
California .....	1-1
Colorado .....	1-0
Idaho .....	4-1
Iowa .....	0-1
Minnesota .....	0-1
Montana .....	16-1
Oregon .....	0-2
Tennessee .....	0-1
Utah .....	1-1

MONTANA BASKETBALL



2024-25 SEASON STATISTICS - ALL GAMES

Game Records

Record	Overall	Home	Away	Neutral
ALL GAMES	25-9	15-1	7-8	3-0
CONFERENCE	15-3	8-1	7-2	0-0
NON-CONFERENCE	10-6	7-0	0-6	3-0

Score by Periods

Team	1st	2nd	OT	TOT
Montana	1265	1336	13	2614
Opponents	1144	1320	16	2480

Team Box Score

No.	Player				Total		3-Point		F-Throw		Rebounds													
		GP-GS	MIN	AVG	FG-FGA	FG%	3FG-3FGA	3FG%	FT-FTA	FT%	OFF	DEF	TOT	AVG	PF	DQ	A	TO	BLK	STL	PTS	AVG		
0	WILLIAMS, Money	34-20	923:30	27.2	144-358	.402	56-161	.348	109-137	.796	12	109	121	3.6	83	1	106	86	9	38	453	13.3		
3	MOORE, Malik	29-28	888:59	30.7	126-276	.457	60-146	.411	60-73	.822	7	86	93	3.2	60	1	70	36	3	22	372	12.8		
11	PRIDGEN, Joe	34-34	940:52	27.7	168-264	.636	5-20	.250	50-87	.575	71	163	234	6.9	76	2	45	48	25	29	391	11.5		
1	JOHNSON, Kai	34-20	826:38	24.3	133-260	.512	26-81	.321	84-121	.694	13	92	105	3.1	81	5	61	52	19	44	376	11.1		
12	WHITNEY, Brandon	34-34	1012:54	29.8	115-206	.558	18-47	.383	74-88	.841	16	60	76	2.2	41	0	92	27	1	23	322	9.5		
32	SAWYER, Te'Jon	33-32	781:15	23.7	115-195	.590	20-48	.417	53-73	.726	32	98	130	3.9	75	2	42	45	21	17	303	9.2		
20	PATTERSON, Austin	34-0	665:34	19.6	65-131	.496	38-96	.396	25-31	.806	6	71	77	2.3	40	0	25	32	14	22	193	5.7		
50	BRADTKE, Jensen	24-1	253:41	10.6	28-74	.378	15-49	.306	11-12	.917	10	25	35	1.5	15	0	4	6	6	3	82	3.4		
8	DARGAN, Jeremiah	12-0	67:10	5.6	11-27	.407	6-17	.353	3-9	.333	6	2	8	0.7	5	0	4	1	1	6	31	2.6		
14	DAVIDSON, Zack	15-0	101:29	6.8	14-22	.636	0-0	.000	8-15	.533	10	15	25	1.7	19	0	1	6	1	3	36	2.4		
5	JEDKINS, Amari	28-1	256:19	9.2	14-31	.452	2-10	.200	8-13	.615	13	35	48	1.7	37	0	7	11	8	6	38	1.4		
15	FOY, Jalen	16-0	87:33	5.5	5-17	.294	2-11	.182	2-3	.667	6	8	14	0.9	12	0	4	4	3	0	14	0.9		
22	SHOFF, Adam	13-0	17:29	1.3	1-10	.100	1-6	.167	0-0	.000	0	1	1	0.1	3	0	0	2	0	0	3	0.2		
Team											42	70	112					16						
Total		34	6823		939-1871	.502	249-692	.360	487-662	.736	244	835	1079	31.7	547	11	461	372	111	213	2614	76.9		
Opponents		34	6825		905-1991	.455	226-690	.328	444-602	.738	322	782	1104	32.5	598	13	421	370	94	186	2480	72.9		

Team Statistics

	MONT	OPP
Scoring	2614	2480
Points per game	76.9	72.9
Scoring margin	+3.9	-
Field goals-att	939-1871	905-1991
Field goal pct	.502	.455
3 point fg-att	249-692	226-690
3-point FG pct	.360	.328
3-pt FG made per game	7.3	6.6
Free throws-att	487-662	444-602
Free throw pct	.736	.738
F-Throws made per game	14.3	13.1
Rebounds	1079	1104
Rebounds per game	31.7	32.5
Rebounding margin	-0.7	-
Assists	461	421
Assists per game	13.6	12.4
Turnovers	372	370
Turnovers per game	10.9	10.9
Turnover margin	-0.1	-
Assist/turnover ratio	1.2	1.1
Steals	213	186
Steals per game	6.3	5.5
Blocks	111	94
Blocks per game	3.3	2.8
Winning streak	4	-
Home win streak	7	-
Attendance	46644	57598
Home games-Avg/Game	16-2915	15-3840
Neutral site-Avg/Game	-	3-0

Team Results

Date	Opponent		Score	Att.
11/04/2024	Hawaii Hilo	W	92-61	2142
11/08/2024	at Oregon	L	48-79	6577
11/10/2024	Northwest Indian	W	94-44	2117
11/13/2024	at Tennessee	L	57-92	16916
11/18/2024	at Utah St.	L	83-95	8054
11/24/2024	Denver	W	83-73	2456
11/25/2024	Utah Tech	W	69-66	2267
11/27/2024	CSUN	W	83-75	2284
12/04/2024	South Dakota St.	W	71-67	2534
12/07/2024	at St. Thomas (MN)	L	81-88	1213
12/10/2024	Montana Tech	W	89-60	2709
12/16/2024	at UNI	L	76-104	3045
12/21/2024	at San Francisco	L	67-71	2238
01/02/2025	at Eastern Wash.	W	92-81	1630
01/04/2025	at Idaho	W	73-71	1816
01/09/2025	Northern Ariz.	W	81-76	2572
01/11/2025	Northern Colo.	L	57-81	3184
01/16/2025	at Weber St.	W	63-59	3336
01/18/2025	at Idaho St.	L	61-86	1530
01/20/2025	Idaho	W	72-67	2438
01/25/2025	Montana St.	W	77-70	5766
01/30/2025	Portland St.	W	92-78	2754
02/01/2025	Sacramento St.	W	87-59	3344
02/06/2025	at Northern Colo.	W	86-78	2001
02/08/2025	at Northern Ariz.	W	83-80	1212
02/13/2025	Idaho St.	W	81-68	2804
02/15/2025	Weber St.	W	65-58	3318
02/22/2025	at Montana St.	W	89-85	5580
02/27/2025	at Sacramento St.	W	60-54	1023
03/01/2025	at Portland St.	Lot	76-79	1427
03/03/2025	Eastern Wash.	W	83-72	3955
03/09/2025	vs Northern Ariz.	W	74-65	0
03/11/2025	vs Idaho	W	78-55	0
03/12/2025	vs Northern Colo.	W	91-83	0





## 2024-25 SEASON STATISTICS - BIG SKY GAMES

## Game Records

Record	Overall	Home	Away	Neutral
ALL GAMES	15-3	8-1	7-2	0-0
CONFERENCE	15-3	8-1	7-2	0-0
NON-CONFERENCE	0-0	0-0	0-0	0-0

## Score by Periods

Team	1st	2nd	OT	TOT
Montana	674	691	13	1378
Opponents	597	689	16	1302

## Team Box Score

No.	Player				Total		3-Point		F-Throw		Rebounds											
		GP-GS	MIN	AVG	FG-FGA	FG%	3FG-3FGA	3FG%	FT-FTA	FT%	OFF	DEF	TOT	AVG	PF	DQ	A	TO	BLK	STL	PTS	AVG
0	WILLIAMS, Money	18-7	493:08	27.4	80-194	.412	30-83	.361	51-69	.739	5	67	72	4.0	41	0	63	46	3	22	241	13.4
3	MOORE, Malik	18-18	549:13	30.5	77-171	.450	38-85	.447	39-46	.848	5	45	50	2.8	44	1	42	25	2	15	231	12.8
11	PRIDGEN, Joe	18-18	488:41	27.1	82-135	.607	1-7	.143	24-40	.600	35	78	113	6.3	42	1	13	23	13	14	189	10.5
1	JOHNSON, Kai	18-11	442:58	24.6	71-133	.534	11-33	.333	36-54	.667	3	48	51	2.8	41	2	32	17	8	26	189	10.5
32	SAWYER, Te'Jon	18-18	431:19	24.0	71-111	.640	11-23	.478	35-46	.761	19	54	73	4.1	47	1	26	24	15	11	188	10.4
12	WHITNEY, Brandon	18-18	523:43	29.1	60-109	.550	11-29	.379	42-47	.894	9	26	35	1.9	22	0	49	10	0	15	173	9.6
20	PATTERSON, Austin	18-0	358:49	19.9	29-58	.500	18-42	.429	11-13	.846	2	30	32	1.8	18	0	13	18	6	8	87	4.8
50	BRADTKE, Jensen	13-0	112:30	8.7	12-25	.480	9-18	.500	4-4	1.000	5	8	13	1.0	1	0	3	1	2	0	37	2.8
8	DARGAN, Jeremiah	5-0	15:45	3.2	3-8	.375	3-6	.500	1-4	.250	2	0	2	0.4	1	0	1	0	0	2	10	2.0
5	JEDKINS, Amari	15-0	121:10	8.1	4-9	.444	1-2	.500	7-11	.636	5	12	17	1.1	12	0	5	3	6	1	16	1.1
14	DAVIDSON, Zack	8-0	39:46	5.0	3-3	1.000	0-0	.000	2-3	.667	0	3	3	0.4	8	0	1	3	1	0	8	1.0
15	FOY, Jalen	9-0	40:19	4.5	3-7	.429	1-5	.200	2-3	.667	2	2	4	0.4	6	0	4	1	1	0	9	1.0
22	SHOFF, Adam	6-0	06:03	1.0	0-1	.000	0-1	.000	0-0	.000	0	0	0	0.0	2	0	0	1	0	0	0	0.0
Team											21	49	70					8				
Total		18	3623		495-964	.513	134-334	.401	254-340	.747	113	422	535	29.7	285	5	252	180	57	114	1378	76.6
Opponents		18	3625		481-1037	.464	122-348	.351	218-302	.722	174	401	575	31.9	309	7	217	194	51	92	1302	72.3

## Team Statistics

	MONT	OPP
<b>Scoring</b>	<b>1378</b>	<b>1302</b>
Points per game	76.6	72.3
Scoring margin	+4.2	-
<b>Field goals-att</b>	<b>495-964</b>	<b>481-1037</b>
Field goal pct	.513	.464
<b>3 point fg-att</b>	<b>134-334</b>	<b>122-348</b>
3-point FG pct	.401	.351
3-pt FG made per game	7.4	6.8
<b>Free throws-att</b>	<b>254-340</b>	<b>218-302</b>
Free throw pct	.747	.722
F-Throws made per game	14.1	12.1
<b>Rebounds</b>	<b>535</b>	<b>575</b>
Rebounds per game	29.7	31.9
Rebounding margin	-2.2	-
<b>Assists</b>	<b>252</b>	<b>217</b>
Assists per game	14.0	12.1
<b>Turnovers</b>	<b>180</b>	<b>194</b>
Turnovers per game	10.0	10.8
Turnover margin	+0.8	-
Assist/turnover ratio	1.4	1.1
<b>Steals</b>	<b>114</b>	<b>92</b>
Steals per game	6.3	5.1
<b>Blocks</b>	<b>57</b>	<b>51</b>
Blocks per game	3.2	2.8
<b>Winning streak</b>	<b>1</b>	<b>-</b>
Home win streak	7	-
<b>Attendance</b>	<b>30135</b>	<b>19555</b>
Home games-Avg/Game	9-3348	9-2173
Neutral site-Avg/Game	-	0-0

## Team Results

Date	Opponent		Score	Att.
01/02/2025	at Eastern Wash.	W	92-81	1630
01/04/2025	at Idaho	W	73-71	1816
01/09/2025	Northern Ariz.	W	81-76	2572
01/11/2025	Northern Colo.	L	57-81	3184
01/16/2025	at Weber St.	W	63-59	3336
01/18/2025	at Idaho St.	L	61-86	1530
01/20/2025	Idaho	W	72-67	2438
01/25/2025	Montana St.	W	77-70	5766
01/30/2025	Portland St.	W	92-78	2754
02/01/2025	Sacramento St.	W	87-59	3344
02/06/2025	at Northern Colo.	W	86-78	2001
02/08/2025	at Northern Ariz.	W	83-80	1212
02/13/2025	Idaho St.	W	81-68	2804
02/15/2025	Weber St.	W	65-58	3318
02/22/2025	at Montana St.	W	89-85	5580
02/27/2025	at Sacramento St.	W	60-54	1023
03/01/2025	at Portland St.	Lot	76-79	1427
03/03/2025	Eastern Wash.	W	83-72	3955

MONTANA BASKETBALL



2024-25 SEASON STATISTICS - HOME GAMES

No.	Player				Total		3-Point		F-Throw		Rebounds													
		GP-GS	MIN	AVG	FG-FGA	FG%	3FG-3FGA	3FG%	FT-FTA	FT%	OFF	DEF	TOT	AVG	PF	DQ	A	TO	BLK	STL	PTS	AVG		
3	MOORE, Malik	14-13	409:02	29.2	60-136	.441	31-76	.408	25-29	.862	3	43	46	3.3	33	1	43	18	2	13	176	12.6		
11	PRIDGEN, Joe	16-16	439:23	27.5	81-128	.633	4-11	.364	29-46	.630	39	81	120	7.5	31	0	23	15	10	14	195	12.2		
1	JOHNSON, Kai	16-9	364:45	22.8	71-124	.573	13-36	.361	40-57	.702	10	42	52	3.3	32	1	24	28	11	22	195	12.2		
0	WILLIAMS, Money	16-10	405:59	25.4	57-145	.393	21-60	.350	41-55	.745	2	49	51	3.2	36	0	59	38	6	15	176	11.0		
12	WHITNEY, Brandon	16-16	487:05	30.4	64-114	.561	10-26	.385	37-41	.902	9	25	34	2.1	18	0	43	14	1	10	175	10.9		
32	SAWYER, Te'Jon	16-15	322:08	20.1	55-89	.618	10-24	.417	22-33	.667	15	54	69	4.3	26	0	21	22	10	7	142	8.9		
20	PATTERSON, Austin	16-0	287:20	18.0	33-71	.465	18-52	.346	8-11	.727	3	29	32	2.0	15	0	12	14	8	9	92	5.8		
50	BRADTKE, Jensen	13-1	148:51	11.5	13-37	.351	8-27	.296	5-5	1.000	5	15	20	1.5	7	0	3	5	4	2	39	3.0		
8	DARGAN, Jeremiah	7-0	47:16	6.8	8-19	.421	4-11	.364	1-4	.250	6	2	8	1.1	3	0	4	0	1	5	21	3.0		
14	DAVIDSON, Zack	8-0	60:34	7.6	10-16	.625	0-0	.000	3-8	.375	8	11	19	2.4	11	0	1	4	1	1	23	2.9		
5	JEDKINS, Amari	14-0	165:41	11.8	12-23	.522	2-7	.286	6-9	.667	9	28	37	2.6	19	0	3	6	6	4	32	2.3		
15	FOY, Jalen	8-0	48:41	6.1	4-11	.364	2-7	.286	0-0	.000	4	4	8	1.0	5	0	4	3	0	0	10	1.3		
22	SHOFF, Adam	7-0	11:36	1.7	0-9	.000	0-5	.000	0-0	.000	0	1	1	0.1	1	0	0	1	0	0	0	0.0		
Team											19	35	54					1						
Total		16	3198		468-922	.508	123-342	.360	217-298	.728	132	419	551	34.4	237	2	240	169	60	102	1276	79.8		
Opponents		16	3200		412-959	.430	81-304	.266	170-225	.756	150	367	517	32.3	285	5	189	188	41	85	1075	67.2		

2024-25 SEASON STATISTICS - ROAD GAMES

No.	Player				Total		3-Point		F-Throw		Rebounds													
		GP-GS	MIN	AVG	FG-FGA	FG%	3FG-3FGA	3FG%	FT-FTA	FT%	OFF	DEF	TOT	AVG	PF	DQ	A	TO	BLK	STL	PTS	AVG		
0	WILLIAMS, Money	15-10	444:55	29.7	77-185	.416	34-91	.374	53-66	.803	9	53	62	4.1	40	1	38	42	3	19	241	16.1		
3	MOORE, Malik	12-12	390:54	32.6	57-119	.479	24-58	.414	29-36	.806	3	31	34	2.8	26	0	22	18	1	7	167	13.9		
11	PRIDGEN, Joe	15-15	417:60	27.9	73-116	.629	1-9	.111	17-34	.500	26	71	97	6.5	39	2	16	25	13	13	164	10.9		
32	SAWYER, Te'Jon	14-14	370:14	26.4	51-93	.548	8-22	.364	27-32	.844	16	28	44	3.1	39	1	19	20	10	9	137	9.8		
1	JOHNSON, Kai	15-8	386:59	25.8	49-113	.434	8-36	.222	35-51	.686	3	43	46	3.1	40	3	33	19	6	22	141	9.4		
12	WHITNEY, Brandon	15-15	424:52	28.3	33-67	.493	4-15	.267	28-37	.757	7	27	34	2.3	20	0	43	10	0	12	98	6.5		
50	BRADTKE, Jensen	9-0	92:26	10.3	15-34	.441	7-19	.368	6-7	.857	5	9	14	1.6	7	0	1	1	2	1	43	4.8		
20	PATTERSON, Austin	15-0	312:56	20.9	24-45	.533	14-32	.438	9-10	.900	1	28	29	1.9	14	0	10	15	6	8	71	4.7		
14	DAVIDSON, Zack	7-0	40:55	5.8	4-6	.667	0-0	.000	5-7	.714	2	4	6	0.9	8	0	0	2	0	2	13	1.9		
8	DARGAN, Jeremiah	4-0	18:15	4.6	2-5	.400	1-3	.333	2-5	.400	0	0	0	0.0	2	0	0	1	0	0	7	1.8		
15	FOY, Jalen	6-0	34:33	5.8	1-6	.167	0-4	.000	2-3	.667	2	4	6	1.0	7	0	0	1	3	0	4	0.7		
22	SHOFF, Adam	5-0	05:01	1.0	1-1	1.000	1-1	1.000	0-0	.000	0	0	0	0.0	2	0	0	1	0	0	3	0.6		
5	JEDKINS, Amari	11-1	85:01	7.7	2-8	.250	0-3	.000	2-4	.500	4	7	11	1.0	16	0	4	5	2	2	6	0.5		
Team											20	30	50					13						
Total		15	3025		389-798	.487	102-293	.348	215-292	.736	98	335	433	28.9	260	7	186	173	46	95	1095	73.0		
Opponents		15	3025		422-864	.488	127-321	.396	231-319	.724	151	350	501	33.4	257	6	209	153	49	90	1202	80.1		

2024-25 SEASON STATISTICS - NEUTRAL SITES

No.	Player				Total		3-Point		F-Throw		Rebounds												
		GP-GS	MIN	AVG	FG-FGA	FG%	3FG-3FGA	3FG%	FT-FTA	FT%	OFF	DEF	TOT	AVG	PF	DQ	A	TO	BLK	STL	PTS	AVG	
12	WHITNEY, Brandon	3-3	100:58	33.7	18-25	.720	4-6	.667	9-10	.900	0	8	8	2.7	3	0	6	3	0	1	49	16.3	
1	JOHNSON, Kai	3-3	74:54	25.0	13-23	.565	5-9	.556	9-13	.692	0	7	7	2.3	9	1	4	5	2	0	40	13.3	
0	WILLIAMS, Money	3-0	72:36	24.2	10-28	.357	1-10	.100	15-16	.938	1	7	8	2.7	7	0	9	6	0	4	36	12.0	
11	PRIDGEN, Joe	3-3	83:29	27.8	14-20	.700	0-0	.000	4-7	.571	6	11	17	5.7	6	0	6	8	2	2	32	10.7	
20	PATTERSON, Austin	3-0	65:19	21.8	8-15	.533	6-12	.500	8-10	.800	2	14	16	5.3	11	0	3	3	0	5	30	10.0	
3	MOORE, Malik	3-3	89:03	29.7	9-21	.429	5-12	.417	6-8	.750	1	12	13	4.3	1	0	5	0	0	2	29	9.7	
32	SAWYER, Te'Jon	3-3	88:52	29.6	9-13	.692	2-2	1.000	4-8	.500	1	16	17	5.7	10	1	2	3	1	1	24	8.0	
8	DARGAN, Jeremiah	1-0	01:39	1.7	1-3	.333	1-3	.333	0-0	.000	0	0	0	0.0	0	0	0	0	0	1	3	3.0	
5	JEDKINS, Amari	3-0	05:37	1.9	0-0	.000	0-0	.000	0-0	.000	0	0	0	0.0	2	0	0	0	0	0	0	0.0	
50	BRADTKE, Jensen	2-0	12:23	6.2	0-3	.000	0-3	.000	0-0	.000	0	1	1	0.5	1	0	0	0	0	0	0	0.0	
22	SHOFF, Adam	1-0	00:51	0.9	0-0	.000	0-0	.000	0-0	.000	0	0	0	0.0	0	0	0	0	0	0	0	0.0	
15	FOY, Jalen	2-0	04:19	2.2	0-0	.000	0-0	.000	0-0	.000	0	0	0	0.0	0	0	0	0	0	0	0	0.0	
Team											3	5	8					2					
Total		3	600		82-151	.543	24-57	.421	55-72	.764	14	81	95	31.7	50	2	35	30	5	16	243	81.0	
Opponents		3	600		71-168	.423	18-65	.277	43-58	.741	21	65	86	28.7	56	2	23	29	4	11	203	67.7	



## 2024-25 SEASON STATISTICS - WINS

## Team Box Score

No.	Player				Total		3-Point		F-Throw		Rebounds											
		GP-GS	MIN	AVG	FG-FGA	FG%	3FG-3FGA	3FG%	FT-FTA	FT%	OFF	DEF	TOT	AVG	PF	DQ	A	TO	BLK	STL	PTS	AVG
3	MOORE, Malik	23-22	684:06	29.7	96-206	.466	49-112	.438	50-62	.806	7	73	80	3.5	49	1	60	27	2	19	291	12.7
1	JOHNSON, Kai	25-16	619:23	24.8	110-188	.585	24-57	.421	67-95	.705	11	68	79	3.2	55	3	45	35	14	38	311	12.4
11	PRIDGEN, Joe	25-25	695:44	27.8	131-199	.658	4-13	.308	44-68	.647	53	120	173	6.9	54	1	32	35	17	20	310	12.4
0	WILLIAMS, Money	25-12	645:17	25.8	96-237	.405	34-99	.343	68-86	.791	7	86	93	3.7	57	0	83	56	6	30	294	11.8
12	WHITNEY, Brandon	25-25	757:54	30.3	100-171	.585	16-38	.421	64-70	.914	10	47	57	2.3	28	0	66	19	1	17	280	11.2
32	SAWYER, Te'Jon	25-24	568:57	22.8	86-137	.628	17-35	.486	45-63	.714	24	81	105	4.2	56	1	32	33	18	11	234	9.4
20	PATTERSON, Austin	25-0	485:23	19.4	54-105	.514	32-78	.410	21-27	.778	6	53	59	2.4	34	0	18	24	8	18	161	6.4
8	DARGAN, Jeremiah	7-0	41:59	6.0	9-20	.450	5-13	.385	0-2	.000	4	2	6	0.9	2	0	4	0	1	6	23	3.3
14	DAVIDSON, Zack	9-0	62:02	6.9	9-15	.600	0-0	.000	3-7	.429	8	10	18	2.0	11	0	1	3	1	1	21	2.3
50	BRADTKE, Jensen	18-1	173:42	9.7	13-43	.302	8-32	.250	7-7	1.000	5	16	21	1.2	7	0	3	4	4	2	41	2.3
5	JEDKINS, Amari	21-0	198:05	9.4	12-25	.480	2-7	.286	6-11	.545	10	31	41	2.0	25	0	6	8	8	5	32	1.5
15	FOY, Jalen	11-0	53:24	4.9	4-11	.364	2-7	.286	0-0	.000	4	4	8	0.7	5	0	4	3	1	0	10	0.9
22	SHOFF, Adam	9-0	12:28	1.4	0-9	.000	0-5	.000	0-0	.000	0	1	1	0.1	1	0	0	1	0	0	0	0.0
Team											23	54	77					8				
Total		25	4998		720-1366	.527	193-496	.389	375-498	.753	172	646	818	32.7	384	6	354	256	81	167	2008	80.3
Opponents		25	5000		636-1476	.431	147-511	.288	286-383	.747	233	543	776	31.0	440	9	274	279	57	124	1705	68.2

## Score by Periods

Team	1st	2nd	OT	TOT
Montana	983	1025	0	2008
Opponents	782	923	0	1705

## 2024-25 SEASON STATISTICS - LOSSES

## Team Box Score

No.	Player				Total		3-Point		F-Throw		Rebounds													
		GP-GS	MIN	AVG	FG-FGA	FG%	3FG-3FGA	3FG%	FT-FTA	FT%	OFF	DEF	TOT	AVG	PF	DQ	A	TO	BLK	STL	PTS	AVG		
0	WILLIAMS, Money	9-8	278:13	30.9	48-121	.397	22-62	.355	41-51	.804	5	23	28	3.1	26	1	23	30	3	8	159	17.7		
3	MOORE, Malik	6-6	204:53	34.1	30-70	.429	11-34	.324	10-11	.909	0	13	13	2.2	11	0	10	9	1	3	81	13.5		
11	PRIDGEN, Joe	9-9	245:08	27.2	37-65	.569	1-7	.143	6-19	.316	18	43	61	6.8	22	1	13	13	8	9	81	9.0		
32	SAWYER, Te'Jon	8-8	212:17	26.5	29-58	.500	3-13	.231	8-10	.800	8	17	25	3.1	19	1	10	12	3	6	69	8.6		
1	JOHNSON, Kai	9-4	207:15	23.0	23-72	.319	2-24	.083	17-26	.654	2	24	26	2.9	26	2	16	17	5	6	65	7.2		
50	BRADTKE, Jensen	6-0	79:59	13.3	15-31	.484	7-17	.412	4-5	.800	5	9	14	2.3	8	0	1	2	2	1	41	6.8		
12	WHITNEY, Brandon	9-9	255:01	28.3	15-35	.429	2-9	.222	10-18	.556	6	13	19	2.1	13	0	26	8	0	6	42	4.7		
20	PATTERSON, Austin	9-0	180:11	20.0	11-26	.423	6-18	.333	4-4	1.000	0	18	18	2.0	6	0	7	8	6	4	32	3.6		
14	DAVIDSON, Zack	6-0	39:27	6.6	5-7	.714	0-0	.000	5-8	.625	2	5	7	1.2	8	0	0	3	0	2	15	2.5		
8	DARGAN, Jeremiah	5-0	25:12	5.0	2-7	.286	1-4	.250	3-7	.429	2	0	2	0.4	3	0	0	1	0	0	8	1.6		
5	JEDKINS, Amari	7-1	58:15	8.3	2-6	.333	0-3	.000	2-2	1.000	3	4	7	1.0	12	0	1	3	0	1	6	0.9		
15	FOY, Jalen	5-0	34:09	6.8	1-6	.167	0-4	.000	2-3	.667	2	4	6	1.2	7	0	0	1	2	0	4	0.8		
22	SHOFF, Adam	4-0	05:01	1.3	1-1	1.000	1-1	1.000	0-0	.000	0	0	0	0.0	2	0	0	1	0	0	3	0.8		
Team											19	16	35					8						
Total		9	1825		219-505	.434	56-196	.286	112-164	.683	72	189	261	29.0	163	5	107	116	30	46	606	67.3		
Opponents		9	1825		269-515	.522	79-179	.441	158-219	.721	89	239	328	36.4	158	4	147	91	37	62	775	86.1		

## Score by Periods

Team	1st	2nd	OT	TOT
Montana	282	311	13	606
Opponents	362	397	16	775



MONTANA BASKETBALL



2024-25 GAME-BY-GAME STATISTICS

OPPONENT	DATE	SCORE	W/L	--TOTAL--		--3-PTRS--		--FTS--		-----REBOUNDS-----				PF	AST	TO	BLK	STL	PTS	AVG
				FGM/A	PCT	3FG/A	PCT	FTM/A	PCT	OFF	DEF	TOT	AVG							
vs Hawaii Hilo	11/04/24	92-61	W	38-67	.567	4-22	.182	12-23	.522	13	30	43	43.0	16	15	7	9	7	92	92.0
at Oregon	11/08/24	48-79	L	17-50	.340	3-19	.158	11-17	.647	8	23	31	37.0	20	4	14	2	6	48	70.0
vs Northwest Indian	11/10/24	94-44	W	35-69	.507	9-25	.360	15-22	.682	15	35	50	41.3	8	21	10	4	11	94	78.0
at Tennessee	11/13/24	57-92	L	18-52	.346	7-25	.280	14-19	.737	4	13	17	35.3	21	8	11	0	9	57	72.8
at Utah St.	11/18/24	83-95	L	32-62	.516	8-24	.333	11-20	.550	15	22	37	35.6	22	15	18	7	6	83	74.8
vs Denver	11/24/24	83-73	W	30-61	.492	7-25	.280	16-19	.842	7	26	33	35.2	21	19	12	2	6	83	76.2
vs Utah Tech	11/25/24	69-66	W	24-56	.429	3-15	.200	18-24	.750	13	26	39	35.7	12	7	13	2	5	69	75.1
vs CSUN	11/27/24	83-75	W	22-53	.415	10-28	.357	29-37	.784	11	33	44	36.8	13	12	17	7	6	83	76.1
vs South Dakota St.	12/04/24	71-67	W	26-58	.448	8-26	.308	11-16	.688	5	28	33	36.3	14	14	11	4	8	71	75.6
at St. Thomas (MN)	12/07/24	81-88	L	31-59	.525	12-24	.500	7-9	.778	5	24	29	35.6	21	22	12	4	5	81	76.1
vs Montana Tech	12/10/24	89-60	W	35-61	.574	11-29	.379	8-11	.727	7	32	39	35.9	13	15	14	3	7	89	77.3
at UNI	12/16/24	76-104	L	29-53	.547	5-22	.227	13-17	.765	6	13	19	34.5	14	10	13	3	5	76	77.2
at San Francisco	12/21/24	67-71	L	25-55	.455	4-17	.235	13-16	.813	8	27	35	34.5	17	12	10	2	2	67	76.4
at Eastern Wash.	01/02/25	92-81	W	31-55	.564	8-19	.421	22-24	.917	3	20	23	33.7	17	23	7	3	14	92	77.5
at Idaho	01/04/25	73-71	W	28-52	.538	7-18	.389	10-16	.625	4	27	31	33.5	13	9	12	1	7	73	77.2
vs Northern Ariz.	01/09/25	81-76	W	31-60	.517	9-20	.450	10-13	.769	4	29	33	33.5	14	18	10	5	4	81	77.4
vs Northern Colo.	01/11/25	57-81	L	20-58	.345	4-21	.190	13-22	.591	8	19	27	33.1	13	10	11	5	5	57	76.2
at Weber St.	01/16/25	63-59	W	21-52	.404	5-16	.313	16-22	.727	11	23	34	33.2	14	8	8	2	7	63	75.5
at Idaho St.	01/18/25	61-86	L	22-56	.393	8-19	.421	9-18	.500	10	16	26	32.8	14	14	12	2	5	61	74.7
vs Idaho	01/20/25	72-67	W	25-51	.490	12-27	.444	10-15	.667	6	25	31	32.7	17	17	11	6	5	72	74.6
vs Montana St.	01/25/25	77-70	W	30-58	.517	4-14	.286	13-15	.867	7	18	25	32.3	16	10	5	1	8	77	74.7
vs Portland St.	01/30/25	92-78	W	35-55	.636	10-15	.667	12-14	.857	4	22	26	32.0	15	17	9	3	5	92	75.5
vs Sacramento St.	02/01/25	87-59	W	32-57	.561	12-26	.462	11-11	1.000	8	28	36	32.2	17	21	8	5	4	87	76.0
at Northern Colo.	02/06/25	86-78	W	31-50	.620	10-16	.625	14-20	.700	4	26	30	32.1	10	11	13	5	6	86	76.4
at Northern Ariz.	02/08/25	83-80	W	30-49	.612	10-20	.500	13-18	.722	2	17	19	31.6	13	16	7	1	7	83	76.7
vs Idaho St.	02/13/25	81-68	W	32-57	.561	6-13	.462	11-16	.688	11	27	38	31.8	18	15	12	2	7	81	76.8
vs Weber St.	02/15/25	65-58	W	26-52	.500	8-22	.364	5-7	.714	5	20	25	31.6	16	17	9	1	6	65	76.4
at Montana St.	02/22/25	89-85	W	30-55	.545	8-19	.421	21-26	.808	7	22	29	31.5	26	11	7	4	8	89	76.9
at Sacramento St.	02/27/25	60-54	W	19-38	.500	2-10	.200	20-24	.833	3	30	33	31.6	17	11	14	5	5	60	76.3
at Portland St.	03/01/25	76-79	L (OT)	25-60	.417	5-25	.200	21-26	.808	8	32	40	31.8	21	12	15	5	3	76	76.3
vs Eastern Wash.	03/03/25	83-72	W	27-49	.551	6-14	.429	23-33	.697	8	21	29	31.7	14	12	10	1	8	83	76.5
vs Northern Ariz.	03/09/25	74-65	W	24-44	.545	3-10	.300	23-34	.676	3	34	37	31.9	15	8	14	2	5	74	76.4
vs Idaho	03/11/25	78-55	W	28-61	.459	14-36	.389	8-10	.800	6	30	36	32.0	16	19	6	0	7	78	76.5
vs Northern Colo.	03/12/25	91-83	W	30-46	.652	7-11	.636	24-28	.857	5	17	22	31.7	19	8	10	3	4	91	76.9
Montana	-	-		939-1871	.502	249-692	.360	487-662	.736	244	835	1079	31.7	547	461	372	111	213	2614	76.9
Opponents	-	-		905-1991	.455	226-690	.328	444-602	.738	322	782	1104	32.5	598	421	370	94	186	2480	72.9



## MONTANA BASKETBALL



## 2024-25 GAME-BY-GAME COMPARISONS

Opponent	1st	2nd	Margin	Total FG	FG Pct.	3-Pointers	3FG Pct.	Free Throws	FT Pct.	RBs	Assists	TOs	Blocks	Steals	Fouls
Hawaii Hilo	49-30	43-31	31	38-67/23-63	.567/.365	4-22/5-18	.182/.278	12-23/10-13	.522-.769	43/35 8	15/11	7/16	9/1	7/2	16/22
at Oregon	20-44	28-35	-31	17-50/27-60	.340/.450	3-19/9-25	.158/.360	11-17/16-23	.647-.696	31/42 -11	4/16	14/8	2/2	6/9	20/17
Northwest Indian	56-23	38-21	50	35-69/20-60	.507/.333	9-25/3-20	.360/.150	15-22/1-2	.682-.500	50/26 24	21/12	10/17	4/1	11/4	8/17
Tennessee	31-40	26-52	-35	18-52/31-51	.346/.608	7-25/9-21	.280/.429	14-19/21-25	.737-.840	17/38 -21	8/24	11/13	0/6	9/6	21/16
Utah St.	35-49	48-46	-12	32-62/29-58	.516/.500	8-24/9-20	.333/.450	11-20/28-36	.550-.778	37/33 4	15/9	18/12	7/3	6/11	22/22
Denver	38-24	45-49	10	30-61/25-64	.492/.391	7-25/2-19	.280/.105	16-19/21-24	.842-.875	33/40 -7	19/7	12/13	2/3	6/6	21/20
Utah Tech	38-34	31-32	3	24-56/28-64	.429/.438	3-15/4-19	.200/.211	18-24/6-8	.750-.750	39/33 6	7/10	13/7	2/3	5/7	12/19
CSUN	33-27	50-48	8	22-53/30-78	.415/.385	10-28/6-25	.357/.240	29-37/9-14	.784-.643	44/41 3	12/17	17/11	7/4	6/9	13/26
South Dakota St.	38-27	33-40	4	26-58/26-64	.448/.406	8-26/4-23	.308/.174	11-16/11-12	.688-.917	33/41 -8	14/10	11/15	4/4	8/6	14/16
St. Thomas (MN)	39-40	42-48	-7	31-59/29-58	.525/.500	12-24/9-22	.500/.409	7-9/21-25	.778-.840	29/32 -3	22/18	12/10	4/3	5/6	21/13
Montana Tech	37-27	52-33	29	35-61/24-60	.574/.400	11-29/5-20	.379/.250	8-11/7-11	.727-.636	39/25 14	15/16	14/11	3/2	7/7	13/12
at Northern Iowa	34-48	42-56	-28	29-53/40-58	.547/.690	5-22/11-19	.227/.579	13-17/13-18	.765-.722	19/26 -7	10/19	13/7	3/3	5/7	14/14
at San Francisco	26-36	41-35	-4	25-55/21-48	.455/.438	4-17/10-26	.235/.385	13-16/19-31	.813-.613	35/31 4	12/12	10/7	2/4	2/3	17/19
Eastern Wash.	40-40	52-41	11	31-55/29-63	.564/.460	8-19/8-24	.421/.333	22-24/15-17	.917-.882	23/35 -12	23/11	7/15	3/4	14/4	17/20
Idaho	29-32	44-39	2	28-52/27-64	.538/.422	7-18/8-27	.389/.296	10-16/9-10	.625-.900	31/36 -5	9/10	12/12	1/1	7/5	13/17
Northern Ariz.	46-41	35-35	5	31-60/29-69	.517/.420	9-20/7-18	.450/.389	10-13/11-16	.769-.688	33/39 -6	18/16	10/9	5/3	4/7	14/13
Northern Colo.	26-43	31-38	-24	20-58/34-60	.345/.567	4-21/7-16	.190/.438	13-22/6-10	.591-.600	27/44 -17	10/22	11/13	5/3	5/4	13/21
Weber St.	29-32	34-27	4	21-52/22-51	.404/.431	5-16/7-18	.313/.389	16-22/8-12	.727-.667	34/30 4	8/12	8/11	2/2	7/5	14/14
Idaho St.	44-36	17-50	-25	22-56/33-59	.393/.559	8-19/7-16	.421/.438	9-18/13-16	.500-.813	26/39 -13	14/17	12/10	2/7	5/9	14/18
Idaho	37-31	35-36	5	25-51/22-55	.490/.400	12-27/10-24	.444/.417	10-15/13-20	.667-.650	31/33 -2	17/13	11/12	6/2	5/6	17/16
Montana St.	42-30	35-40	7	30-58/24-45	.517/.533	4-14/4-12	.286/.333	13-15/18-20	.867-.900	25/27 -2	10/9	5/13	1/3	8/2	16/17
Portland St.	44-33	48-45	14	35-55/31-56	.636/.554	10-15/5-16	.667/.313	12-14/11-16	.857-.688	26/23 3	17/10	9/8	3/3	5/5	15/16
Sacramento St.	38-26	49-33	28	32-57/20-54	.561/.370	12-26/5-23	.462/.217	11-11/14-19	1.000-.737	36/26 10	21/5	8/9	5/0	4/6	17/16
Northern Colo.	47-34	39-44	8	31-50/29-61	.620/.475	10-16/13-27	.625/.481	14-20/7-9	.700-.778	30/26 4	11/14	13/9	5/3	6/7	10/16
Northern Ariz.	46-40	37-40	3	30-49/29-58	.612/.500	10-20/10-25	.500/.400	13-18/12-16	.722-.750	19/33 -14	16/18	7/11	1/0	7/4	13/16
Idaho St.	37-28	44-40	13	32-57/23-66	.561/.348	6-13/5-22	.462/.227	11-16/17-21	.688-.810	38/35 3	15/10	12/9	2/3	7/8	18/16
Weber St.	32-33	33-25	7	26-52/23-47	.500/.489	8-22/5-14	.364/.357	5-7/7-8	.714-.875	25/25 0	17/5	9/14	1/1	6/2	16/12
Montana St.	49-40	40-45	4	30-55/30-56	.545/.536	8-19/5-14	.421/.357	21-26/20-33	.808-.606	29/31 -2	11/8	7/9	4/3	8/1	26/20
Sacramento St.	31-15	29-39	6	19-38/21-56	.500/.375	2-10/4-23	.200/.174	20-24/8-13	.833-.615	33/26 7	11/11	14/8	5/2	5/6	17/17
Portland St.	27-26	36-37	-3	25-60/25-63	.417/.397	5-25/8-14	.200/.571	21-26/21-35	.808-.600	40/43 -3	12/10	15/11	5/6	3/7	21/18
Eastern Wash.	30-37	53-35	11	27-49/30-54	.551/.556	6-14/4-15	.429/.267	23-33/8-11	.697-.727	29/24 5	12/16	10/11	1/5	8/4	14/26
Northern Ariz.	30-31	44-34	9	24-44/24-62	.545/.387	3-10/7-25	.300/.280	23-34/10-18	.676-.556	37/31 6	8/8	14/10	2/1	5/6	15/25
Idaho	39-28	39-27	23	28-61/17-55	.459/.309	14-36/5-26	.389/.192	8-10/16-20	.800-.800	36/36 0	19/5	6/11	0/2	7/1	16/10
Northern Colo.	48-39	43-44	8	30-46/30-51	.652/.588	7-11/6-14	.636/.429	24-28/17-20	.857-.850	22/19 3	8/10	10/8	3/1	4/4	19/21

MONTANA BASKETBALL



2024-25 GAME-BY-GAME LEADERS

DATE	OPPONENT	MINUTES	POINTS	REBOUNDS	ASSISTS	BLOCKS	STEALS
11.4	Hawaii Hilo	Whitney (28)	Johnson (27)	Pridgen (8)	Williams (5)	Pridgen (3)	Johnson (3)
11.7	at Oregon	Whitney (34)	Pridgen (14)	Pridgen (9)	Johnson (2)	Patterson/Williams (1)	Pridgen (3)
11.10	Northwest Indian	Williams (29)	Johnson (22)	Davidson (10)	Williams (7)	Johnson (2)	Four players (2)
11.13	at Tennessee	Williams (36)	Williams (30)	Pridgen (5)	Williams/Pridgen (2)	None	Williams/Pridgen (3)
11.18	at Utah State	Whitney (38)	Williams (25)	Pridgen (8)	Whitney (5)	Pridgen/Johnson (3)	Six players (1)
11.24	Denver	Whitney (35)	Pridgen (23)	Pridgen (7)	Three players (3)	Patterson/Williams (1)	Patterson/Pridgen (2)
11.25	Utah Tech	Whitney (31)	Johnson/Whitney (16)	Pridgen (6)	Moore/Williams (2)	Bradtke/Johnson (1)	Johnson (3)
11.27	CSUN	Pridgen (34)	Moore (22)	Pridgen (13)	Moore (4)	Sawyer (3)	Moore/Patterson (2)
12.4	South Dakota St.	Pridgen (34)	Moore (16)	Pridgen (8)	Williams (4)	Four players (1)	Williams (2)
12.7	at St. Thomas	Moore (35)	Moore (30)	Williams (6)	Whitney (8)	Patterson (2)	Johnson (2)
12.10	Montana Tech	Pridgen/Moore (34)	Pridgen (21)	Pridgen (13)	Moore (7)	Johnson (2)	Johnson (4)
12.16	at Northern Iowa	Sawyer (32)	Johnson (18)	Foy (4)	Whitney (4)	Foy (2)	Williams (2)
12.21	at San Francisco	Moore (38)	Pridgen (21)	Pridgen (10)	Moore (4)	Patterson/Pridgen (1)	Moore/Williams (1)
1.2	at Eastern Wash.	Pridgen (34)	Williams (26)	Johnson (5)	Whitney (8)	Three players (1)	Johnson (5)
1.4	at Idaho	Moore (39)	Moore/Williams (18)	Pridgen (10)	Moore (4)	Pridgen (1)	Williams (3)
1.9	Northern Arizona	Whitney (39)	Moore (20)	Sawyer (8)	Moore (5)	Johnson (2)	Four players (1)
1.11	Northern Colorado	Moore (33)	Williams (15)	Sawyer (6)	Whitney (4)	Pridgen (2)	Whitney (2)
1.16	at Weber State	Sawyer (31)	Moore (18)	Pridgen (10)	Williams (3)	Sawyer (2)	Johnson/Patterson (2)
1.18	at Idaho State	Williams (34)	Moore (12)	Pridgen (9)	Williams (5)	Johnson/Pridgen (1)	Sawyer (2)
1.20	Idaho	Whitney (36)	Whitney (18)	Pridgen (10)	Williams (9)	Patterson (2)	Five players (1)
1.25	Montana State	Moore (37)	Johnson (25)	Pridgen (6)	Moore/Williams (3)	Sawyer (1)	Williams (3)
1.30	Portland State	Whitney (33)	Whitney (19)	Williams (8)	Williams (6)	Three players (1)	Five players (1)
2.1	Sacramento State	Moore/Whitney (25)	Johnson (15)	Moore (6)	Moore (6)	Five players (1)	Dargan/Moore (2)
2.6	at Northern Colo.	Johnson (36)	Williams (19)	Williams (8)	Three players (3)	Pridgen (3)	Whitney (3)
2.8	at Northern Ariz.	Johnson (33)	Johnson (22)	Johnson (5)	Johnson (7)	Sawyer (1)	Johnson (3)
2.13	Idaho State	Moore (29)	Williams (17)	Pridgen/Williams (6)	Moore/Williams (3)	Jedkins (2)	Johnson/Pridgen (2)
2.15	Weber State	Moore (36)	Moore (22)	Pridgen (5)	Three players (4)	Moore (1)	Moore (2)
2.22	at Montana State	Johnson/Moore (35)	Johnson (23)	Three players (5)	Sawyer (3)	Sawyer (2)	Johnson (3)
2.27	at Sacramento St.	Whitney (34)	Whitney (18)	Williams (9)	Whitney (4)	Sawyer (2)	Williams (2)
3.1	at Portland State	Moore (38)	Williams (36)	Pridgen (8)	Moore/Williams (3)	Sawyer (3)	Three players (1)
3.3	Eastern Washington	Whitney (37)	Williams (23)	Pridgen (11)	Whitney/Williams (3)	Sawyer (1)	Johnson (3)
3.9	vs. Northern Ariz.	Whitney (35)	Whitney (24)	Sawyer (8)	Williams (3)	Pridgen/Sawyer (1)	Williams (3)
3.11	vs. Idaho	Whitney (32)	Patterson (20)	Pridgen (7)	Williams (5)	None	Patterson (4)
3.12	vs. Northern Colo.	Pridgen (36)	Johnson (23)	Patterson (6)	Whitney (3)	Johnson (2)	Four players (1)
TOTALS (INCLUDING TIES)		WHITNEY (13)	WILLIAMS (9)	PRIDGEN (20)	WILLIAMS (17)	PRIDGEN (10)	JOHNSON (14)
		MOORE (11)	JOHNSON (9)	WILLIAMS (6)	MOORE (12)	SAWYER (10)	WILLIAMS (14)
		PRIDGEN (5)	MOORE (8)	JOHNSON (3)	WHITNEY (10)	JOHNSON (8)	PRIDGEN (10)
		WILLIAMS (3)	WHITNEY (6)	SAWYER (3)	PRIDGEN (3)	PATTERSON (6)	MOORE (8)
		JOHNSON (3)	PRIDGEN (4)	FOY (1)	JOHNSON (3)	WILLIAMS (4)	WHITNEY (7)
		SAWYER (2)	PATTERSON (1)	DAVIDSON (1)	SAWYER (2)	BRADTKE (3)	PATTERSON (6)
				MOORE (1)		JEDKINS (3)	SAWYER (3)
				PATTERSON (1)		FOY (2)	DARGAN (2)
				WHITNEY (1)		MOORE (2)	BRADTKE (1)
						WHITNEY (1)	





# MONTANA BASKETBALL



## GENERAL

Name of School	University of Montana
Abbreviation	UM
City/Zip	Missoula, MT 59812
Founded	Feb. 17, 1893
Enrollment	10,811
Nickname	Grizzlies, Griz
School Colors	Maroon (PMS 209) & Silver (PMS 8 C)
Arena Name	Dahlberg Arena (7,322)
Affiliation	NCAA Division I
Conference	Big Sky Conference (Inaugural, 1963)
President	Seth Bodnar
Athletics Director	Kent Haslam
Online Tickets	www.GrizTix.com
Ticket Office Phone	1-888-MONTANA

## COACHING STAFF

Head Coach	Travis DeCuire
Alma Mater, Year	Montana, 1994
Record at UM	226-132, 11th Season
Career Record	Same
Big Sky Conference Record	140-61
Office Phone	(406) 243-5334
Twitter	@CoachDeCuire
Associate Head Coach	Chris Cobb
Alma Mater (Year)	Menlo College, 2009
Seasons at UM	11th Season
Assistant Coach	Jay Flores
Alma Mater (Year)	Chico State, 2012
Seasons at UM	9th Season
Assistant Coach	Anderson Clarke
Alma Mater (Year)	Concordia Irvine, 2018
Seasons at UM	7th Season
Assistant Coach	DJ Broome
Alma Mater (Year)	Cal Poly Humboldt, 2012
Seasons at UM	4th Season
Assistant Coach	Reuben Williams
Alma Mater (Year)	Cal State Fullerton, 2022
Seasons at UM	2nd Season

## HISTORY

First Year of Basketball	1901-02
All-Time Record	1,606-1,308-1 (.549)
All-Time Big Sky Record	558-352 (.609)
All-Time Home Record	1,063-426 (.708)
Record at Dahlberg Arena (Since 1953)	782-265 (.742)
Big Sky Tournament Titles	12 (Last: 2025)
Big Sky Regular-Season Titles	13 (Last: 2025)
Big Sky Runners-Up	10
NCAA Tournament Berths	13
NCAA Tournament Record	2-13
Last NCAA Tournament Berth	2019 (1st Round vs. #2 Michigan)
Last NCAA Tournament Win	2006 (87-79 vs. #5 Nevada)
NIT Berths	4
Last NIT Berth	2015 (1st Round vs. Texas A&M)
CBI Berths	2
Last CBI Berth	2024 (QF vs. Arkansas St.)

## TEAM INFORMATION

2023-24 Overall Record	24-12
2023-24 Big Sky Record	12-6
2023-24 Home Record	14-3
2023-24 Away Record	8-7
2023-24 Neutral-Site Record	3-2
2023-24 Regular Season Finish	T-2nd
2023-24 Big Sky Tournament Result	Big Sky championship
2023-24 Postseason	CBI Quarterfinals
Starters Returning/Lost	2/4
Letterwinners Returning/Lost:	6/9
Newcomers	9
2023-24 Starts Returning	21.6%
2023-24 Minutes Returning	30.9%
2023-24 Points Per Game Returning	32.9%
2023-24 Rebounds Per Game Returning	23.2%
2023-24 Assists Per Game Returning	44.5%
2023-24 Steals Per Game Returning	24.4%
2023-24 Blocks Per Game Returning	20.6%

## ATHLETICS COMMUNICATIONS



**JACKSON WAGNER**  
Asst. Director of Communications  
Men's Basketball, Volleyball  
Cross Country/Track & Field

Email: jackson.wagner@umontana.edu  
Cell Phone: (406) 560-6998  
Mailing Address: 32 Campus Drive  
Missoula, MT 59812  
Website: www.GoGriz.com

**SERVICES:** The UM sports information department will provide rosters, releases and updated statistics prior to every game at Dahlberg Arena. Printed box scores will also be available for media during and immediately following the completion of home games. A complete box score will be emailed to media outlets and competing schools after the conclusion of each match.

**INTERVIEWS:** All player and coach interviews must be made through Jackson Wagner at least one day in advance. Players and coaches are not available prior to games.

**PARKING:** Parking passes will be issued to media upon request.

**PHOTOGRAPHERS:** Photographers are limited to the marked areas along both baselines. Photographers are not allowed in team bench areas or behind the official scorer's table, or on the court level this season.

**PRACTICES:** Portions of practices are generally open to assigned media members. Please contact Jackson Wagner at least 24 hours prior to a practice to coordinate.

**POSTGAME:** Following a cooling-off period, head coach Travis DeCuire and selected UM basketball players will be available to the media on the court. A member of the UM sports information department will be available to assist in arranging postgame interviews as needed.



**X (TWITTER)**

@MontanaGrizBB  
@UMGrizzlies

#BANDTOGETHER  
#GoGriz



**FACEBOOK**

@MontanaGrizBB  
@UMGrizzlies



**INSTAGRAM**

@MontanaGrizBasketball  
@UMGrizzlies



**YOUTUBE**

Griz TV





## TRAVIS DECUIRE

### HEAD COACH

11TH SEASON | MONTANA, 1994

#### PERSONAL

**Hometown:** Seattle, Washington

**Wife:** Sabrina

**Daughters:** Brianna, Tamia

**Twitter:** @CoachDeCuir

**Education:** Montana, 1994

**Degree:** B.S. in Business Marketing

#### COACHING CAPSULE

Years	School	Position
2014-Pres.	Montana	Head Coach
2012-14	California	Associate Head Coach
2008-12	California	Assistant Coach
2003-08	Old Dominion	Assistant Coach
2001-03	Green River C.C.	Head Coach

#### HEAD COACHING CAPSULE

Year	Overall	BSC	Place	Postseason
2014-15	20-13	14-4	1st	NIT
2015-16	21-12	14-4	2nd	CBI
2016-17	16-16	11-7	5th	BSC Tour.
2017-18	26-8	16-2	1st	NCAA
2018-19	26-9	16-4	1st	NCAA
2019-20	18-13	14-6	3rd	COVID-19
2020-21	15-13	7-9	6th	BSC Tour.
2021-22	18-14	11-9	5th	BSC Tour.
2022-23	17-14	10-7	4th	BSC Tour.
2023-24	24-12	12-6	3rd	CBI QF
2024-25	24-9	15-3	1st	NCAA
TOTALS	226-133	140-61		

Now in his 11th season as head coach of the Montana men's basketball program, Travis DeCuir continues to etch his name into the Grizzlies' record book. DeCuir has led Montana to four Big Sky Conference regular-season championships (2015, 2018, 2019, 2025), three Big Sky tournament titles (2018, 2019, 2025) and three NCAA tournament berths (2018, 2019, 2025).

In a lineage of historic coaches, DeCuir (pronounced: duh-CURE) is the only one to lead Montana to four Big Sky regular-season titles, winning in 2015 — his first season — despite Montana being picked eighth in the preseason poll, and going back-to-back in 2018 and 2019. That dominant two-year stretch saw the Grizzlies win regular-season and tournament titles both years, winning a school-record 52 games over the two seasons. He was named coach of the year by the Big Sky and NABC District 6 in 2018. He added another ring to his collection in 2025 after a 15-3 regular season record.

DeCuir's 226-133 record (.629 winning percentage) is historic on many levels. On February 27, 2025 DeCuir passed George 'Jiggs' Dahlberg, who won 221 games across two stints and whom the arena is named after, for the most wins in program history with his 222nd victory. In January 2022, DeCuir passed College Basketball Hall of Famer Mike Montgomery and his predecessor, Wayne Tinkle, on the school's all-time wins lists. Only George

On a conference level, DeCuir is the Big Sky's active leader for wins, owning a 140-61 league mark (.697 winning percentage), including a .500 or better record against every Big Sky opponent. His 201 overall wins rank fifth in Big Sky history. His 125 Big Sky wins rank second all-time, trailing only Weber State's Randy Rahe.

DeCuir was the fastest coach in league history to win 50 Big Sky games, needing just 65 games to do so, and the second-fastest to 100 wins.

Montana has had a winning record each season under DeCuir, including five 20-win seasons and five postseason berths (2018 NCAA, 2019 NCAA, 2015 NIT, 2016 CBI, 2024 CBI). At the Big Sky tournament, DeCuir has produced an impressive 15-7 record, including five appearances in the title game and a league-record eight straight wins from 2018 through 2021.

DeCuir has coached nine first-team All-Big Sky selections, in addition to six second-team honorees, plus the Big Sky Defensive Player of the Year, Freshman of the Year, Newcomer of the Year (twice), Top Reserve (twice) and tournament MVP (twice). He has developed three of the top-eight scorers in school history in Sayeed Pridgett, Ahmaad Rorie and Michael Oguine.

He has coached eight of Montana's 37 1,000-point scorers in his time in Missoula. In addition to the previously mentioned trio, he has also coached Brandon Whitney, Jordan Gregory, Josh Bannan, Martin Breunig, and Aanen Moody as they reached 1,000 career points. Moody and Breunig were able to achieve this historic feat in just two seasons under DeCuir.

Rorie, the 2019 Big Sky tournament MVP, reached 1,500 career points faster than any player in Montana history, doing so in his third season with the program. Oguine was the 2018 tournament MVP and league's top defender, and finished his career ranked in the top 10 for scoring, steals and games started.

Pridgett was a two-time All-Big Sky first-team selection who finished his career ranked fourth for career scoring, sixth for steals and in the top 15 for assists and rebounds. DeCuir also coached big man Martin Breunig, a two-time first-team all-league pick, and Jordan Gregory, who earned first-team honors in 2015.

Josh Bannan earned first-team honors in 2023 and second-team in 2022 before leaving Montana to go pro prior to his senior season and establishing himself immediately as one of the top players in the highly competitive NBL in his native Australia.

The latest All-Conference player in DeCuir's resume is Aanen Moody. The transfer player scored 1,040 points in just two years at Montana, averaging 16.8 per game as a senior while leading Montana to 24 wins and a Big Sky Championship appearance.

Off the court, DeCuir proudly boasts a 100-percent graduation rate, in addition to earning the NABC Team Academic Award six times (2016, 2017, 2020, 2021, 2022, and 2023). Montana has obtained a 3.0 cumulative grade-point average for eight consecutive semesters, and in 2020-21, Montana earned a 3.30 team grade-point average, with 10 student-athletes earning Academic All-Big Sky recognition and zero falling below a 2.0 GPA. DeCuir has mentored two of Montana's eight Academic All-Americans in Gregory (2015) and Josh Bannan (2022, 2023).

Also off the court, multiple team conversations about social and racial injustices led to action in 2020, including 100-percent voter registration, a solidarity message on the backs of each jersey and the launch of a Free Little Library on campus. The library, which was funded and established by the men's basketball program, features minority-themed literature that the community can freely take from or add to.

2023-24: Montana won a postseason game for just the third time in program history as the Griz reached the quarterfinals of the CBI. The 24 wins were tied for eighth-most in program history as DeCuir led his team to the Big Sky title game for the fifth time in 10 seasons. The Grizzlies were 12-6 in Big Sky play to finish in a tie for second, and built much of their success around a terrific offense that set a program record for total points with 2,768. Aanen Moody earned first-team All-Conference honors and reached the 1,000-point mark as a Grizzly, while Brandon Whitney and Dischon Thomas also scored their 1,000th collegiate points during the year.

2022-23: The Griz won 17 games and reached the semifinals of the Big Sky Conference tournament. After a slow start to Big Sky play, Montana turned things around by winning seven of the final eight



games of the regular season. The Grizzlies set school record for the third year in a row with a .788 percentage, which ranked 6th in the NCAA. Bannan and transfer Aanen Moody both reached 1,000 career points during the season. Montana were elite from beyond the arc offensively (.372 percentage, 32nd nationally) and defensively (.322 percentage, 81st nationally).

2021-22: Montana earned 18 wins, including a 7-4 mark in non-conference play, which saw the Grizzlies win the Zootown Classic tournament title. Paced by Bannan, Montana then started 8-2 in Big Sky play, helping DeCuire become the fourth coach in Big Sky history to win 100 league games. Montana set a school record from the free-throw line for the second year in a row (.782, 10th in NCAA in 2021-22) and was among the nation's leaders for turnovers per game (10.2, 20th), turnover margin (+2.9, 35th) and assist-to-turnover ratio (1.28, 46th).

2020-21: Montana continued to develop young talent, with a trio of freshmen setting school records for scoring, minutes played and starts by a freshman class. Montana was the only school in the nation to have three true freshmen average at least 25.0 minutes per game and was one of only two schools to have its freshman class total 2,000 minutes played. Despite all of that, Montana earned a Pac-12 road win over Washington before peaking at the right time and winning its final four games of the regular season, followed by a pair of victories in the Big Sky tournament, including an upset win over No. 3-seed Weber State. Montana set a then-school record from the charity stripe, making 78.2 percent of its free-throw attempts.

2019-20: Following back-to-back championship seasons, Montana began developing its next wave of talent, with true freshmen – including the Big Sky Freshman of the Year – accounting for a then-school-record 40 starts. The Grizzlies ranked 21st nationally for shooting (.498) and led the Big Sky for field-goal percentage, 3-point field-goal percentage and turnover margin, also ranking in the top three for seven additional categories. Led by Pridgett, an MVP candidate, Montana entered the final week of the regular season in first place and would have been a legitimate Big Sky tournament contender had the tournament and postseason not been wiped out due to the emergence of the COVID-19 pandemic.

2018-19: After graduating just one senior from the 2018 championship team, Montana was an overwhelming favorite to repeat as champions in 2019. The Grizzlies, led by Rorie and Oguine, didn't disappoint, winning 26 games, tied for the third-most in school history. During non-conference, the Grizzlies beat a pair of NCAA tournament teams in Georgia State and North Dakota State, and snapped South Dakota State's nation-leading 26-game home winning streak. After beginning Big Sky play just 3-2, Montana then won 16 of its next 18 games to repeat as Big Sky regular-season and tournament champions.

2017-18: The 2017-18 season was historic on many levels, with the Grizzlies winning 26 games and winning both the Big Sky regular-season and tournament titles to advance to the NCAA tournament. The team's record included a road win at Pitt of the ACC and a perfect 14-0 mark on its home court.

Montana won its first 13 Big Sky games, the third-longest winning streak in school history and the third-longest active streak in the NCAA at that time, including a program-record seven consecutive road victories. Montana used the same starting lineup in all 34 contests and led the Big Sky in five statistical categories while ranking in the top 30 nationally for turnovers forced, steals and turnover margin.

2016-17: Paced by 10 underclassmen and just two seniors who played significant time, the Grizzlies earned a .500 record and a first-round bye in the Big Sky tournament. The 2016-17 season was also the second consecutive year in which the Grizzlies posted a team grade-point average above 3.0, earning NABC Team Academic Excellence recognition.

demarc Excellence recognition.

2015-16: In DeCuire's second season, he posted another 20-win season and another trip to the Big Sky championship game, this time led by Breunig. DeCuire's Grizzlies would once again advance to the postseason, competing in the first round of the CBI tournament against Nevada, finishing with a 21-12 record. DeCuire is the only coach in Montana history to win at least 20 games in each of his first two seasons.

2014-15: In his first season at the helm of a program with a rich history of success, DeCuire's Grizzlies started the year picked to finish eighth in the conference. Led by Gregory, Montana would go on to defy expectations and win the Big Sky regular-season championship and advance to play Texas A&M in the National Invitational Tournament (NIT). At the time, DeCuire became only the second coach in Montana history to notch 20 victories in his first season – a feat also accomplished by his former coach Blaine Taylor, in 1991-92 when DeCuire was a player for the Griz.

Prior to returning to his alma mater as head coach, DeCuire spent six seasons (2008-09 through 2013-14) on the University of California coaching staff – including the final four as associate head coach. Regarded as one of the top tutors in the game, DeCuire helped former Montana mentor Mike Montgomery – a member of the National Collegiate Basketball Hall of Fame – transform Cal into one of the winningest programs in the Pac-12 during his time in Berkeley.

DeCuire spent five seasons (2003-04 through 2007-08) as an assistant coach at Old Dominion, under former Griz head coach and player Blaine Taylor.

DeCuire's roots remain in the Seattle area, where he grew up, started his non-profit and broke into the coaching profession. He served as the head coach at both Sammamish High School and Green River Community College.

As a point guard for Montana from 1992-94 DeCuire was named All-Big Sky as a junior and senior. He set a school record, despite playing just three seasons, with 435 career assists – a mark which still stands today. He also established Montana's single-season record with 199 assists as a senior in 1993-94, when he ranked 12th in the nation, averaging 7.1 assists per game. He was the recipient of the Grizzlies' Carl Dragstedt Award (MVP) as a junior and senior, and received the John Eheart Award (Outstanding Defensive Player) following his senior year. Montana won a pair of Big Sky championships during his Griz career, advancing to the NCAA tournament in both 1991 and 1992.

As a freshman at Chaminade-Hawaii in 1989-90, he was a starter and team MVP. He then transferred to Montana and redshirted in 1991. As a prep, DeCuire starred in the Rainier Valley and at Mercer Island High School, where he was a three-year starter and all-state selection, team MVP, and a McDonald's All-America honorable mention pick.

DeCuire has a strong commitment to community service and founded and acted as president of the Fastbreak Basketball Association – an organization that assists in teaching life lessons and building self-esteem through basketball to more than 500 students in the Seattle-Tacoma area. Additionally, he was a counselor the Echo Glen Children's Center in Snoqualmie, Washington, from 1996-98, and with the Ryther Children's Center in North Seattle, from 1995-97.

DeCuire graduated from Montana in 1994 with a degree in business marketing. He and his wife, Sabrina, have two daughters – Brianna and Tamia.

## DECUIRE VS. THE BIG SKY

Opponent	Home	Away	Neutral	Overall
Eastern Washington	5-6	5-5	2-1	12-12
Idaho	7-2	6-3	3-1	16-6
Idaho State	9-0	9-2	2-0	20-2
Montana State	9-1	7-3	0-1	16-5
Northern Arizona	10-2	7-2	1-1	18-5
Northern Colorado	5-7	6-3	2-0	13-10
Portland State	7-1	6-5	1-0	14-6
Sacramento State	7-2	7-5	2-0	16-7
Southern Utah	5-1	5-3	0-0	10-4
Weber State	9-3	4-5	2-2	15-10
North Dakota	4-0	3-0	1-0	8-0
<b>TOTALS</b>	<b>77-25</b>	<b>65-36</b>	<b>16-6</b>	<b>158-67</b>

Figures reflect regular-season and postseason games







# MONEY WILLIAMS

SOPHOMORE

GUARD | 6-4 / 200

OAKLAND, CALIFORNIA

(OAKLAND HS)

## Single Game Highs

Statistic	Value	
Points	36	at Portland St. 03/01/25
Rebounds	9	vs San Jose St. 12/02/23, at Sacramento St. 02/27/25
Assists	9	vs Idaho 01/20/25
Steals	4	at Eastern Wash. 01/02/25
Blocks	2	vs CSUN 11/27/24
FG Made	11	at Portland St. 03/01/25
FG Attempts	22	at Portland St. 03/01/25
3FG Made	4	at Tennessee 11/13/24, at St. Thomas (MN) 12/07/24
3FG Attempts	10	at Portland St. 03/01/25
FT Made	12	at Portland St. 03/01/25
FT Attempts	15	at Portland St. 03/01/25

\*Williams was the Big Sky's Top Reserve and a Second Team All-Conference Selection in 2025. He also earned a spot on the All-Tournament Team at the Big Sky Championship.

\*The sophomore has received NBA Draft buzz already. He was projected as a second round pick in a Bleacher Report 2025 NBA Mock Draft, and has had scouts attend several games this season.

\*Williams is playing this season through unimaginable tragedy. His father passed away last season, and his mother passed away in October.

\*Attended the same high school as Damian Lillard, leading Oakland HS to their first ever state title.

## 2024-25 NOTES AND GAME-BY-GAME STATISTICS

• Williams was named the Big Sky's Top Reserve this year after coming off the bench for the final 11 games of the season. He also earned Second Team All-Conference honors.

• He was a member of the All-Tournament Team at the Big Sky Championship in Boise as the Grizzlies won the title. Williams scored in double figures twice, averaging 12.0 points per game and going 15-of-16 at the free throw line.

• Since moving to the sixth-man role, he has led Montana in scoring with 14.5 points per game. He shot 40 percent from three and 82.2 percent from the free throw line in the 11 games off the bench.

• Williams scored a career-high 36 points at Portland State on March 1. It's the most points in a game by a Big Sky player this season, and the most by a Grizzly in a conference game since 2018.

• Became only the 3rd player to score 30 points against a Rick Barnes coached Tennessee team in Knoxville.

• He averaged 22.0 points per game and 5.3 rebounds during the three game stretch across the final five days of the regular season to help Montana close out a championship.

• Has scored in double figures 17 times, 20+ points six times, and 30+ points twice. He ended the regular season averaging 29.5 points per game over the final two contests.

• Has led Montana in scoring nine times this season and assists 17 times, both the most on the team.

• Williams' 36 points at Portland State on March 1 are tied for the 18th most in a road game in the NCAA this season. He's only the 4th Grizzly since 2010 to score at least 35 points in a road game, joining Anan Moody (x2), Michael Ogune, and Jordan Gregory.

• Led Montana in scoring during the regular season, averaging 13.5 points per game.

• Williams has been named Big Sky Player of the Week twice this season. He earned the honor on Nov. 19 after a 30-point outing at Tennessee, and did so again the first week of conference play after leading the lead with 22.0 points per game.

• First Grizzly since Sayeed Pridgett to win multiple Player of the Week awards in the same season.

• Regular season Big Sky ranks in conference play

- o 8th in FT% (.739)
- o 9th in assists (3.5 APG)
- o 9th in steals (1.22 SPG)
- o 10th in assist/turnover ratio (1.37)

## #0 WILLIAMS, Money

Opponent	Date	GS	MIN	Total		3-Pointers		Free throws		Rebounds				PF	A	TO	BLK	STL	PTS	AVG	
				FG-FGA	PCT	3FG-3FGA	PCT	FT-FTA	PCT	OFF	DEF	TOT	AVG								
Hawaii Hilo	11/04/2024	*	27:19	2-5	.400	1-3	.333	0-0	.000	0	2	2	2.0	4	5	2	1	0	5	5.0	
at Oregon	11/08/2024	*	26:09	2-13	.154	2-8	.250	2-2	1.000	1	3	4	3.0	3	1	4	1	0	8	6.5	
Northwest Indian	11/10/2024	*	29:08	2-10	.200	1-4	.250	4-4	1.000	1	0	1	2.3	2	7	1	0	1	9	7.3	
at Tennessee	11/13/2024	*	35:53	8-15	.533	4-7	.571	10-13	.769	0	1	1	2.0	4	2	3	0	3	30	13.0	
at Utah St.	11/18/2024	*	34:05	8-19	.421	3-9	.333	6-8	.750	1	3	4	2.4	4	2	6	0	1	25	15.4	
Denver	11/24/2024	*	26:07	5-9	.556	1-4	.250	6-7	.857	0	4	4	2.7	2	3	3	1	0	17	15.7	
Utah Tech	11/25/2024	*	22:26	3-6	.500	0-1	.000	2-2	1.000	0	5	5	3.0	0	2	1	0	0	8	14.6	
CSUN	11/27/2024	*	23:38	2-8	.250	2-5	.400	2-2	1.000	0	2	2	2.9	3	1	6	2	1	8	13.8	
South Dakota St.	12/04/2024	*	23:51	2-12	.167	1-6	.167	4-6	.667	1	3	4	3.0	2	4	1	0	2	9	13.2	
at St. Thomas (MN)	12/07/2024	*	26:17	5-10	.500	4-7	.571	0-0	.000	1	5	6	3.3	5	4	1	1	0	14	13.3	
Montana Tech	12/10/2024	*	24:49	8-12	.667	3-5	.600	1-2	.500	0	2	2	3.2	2	0	2	0	1	20	13.9	
at UNI	12/16/2024	*	25:22	6-10	.600	3-5	.600	0-0	.000	1	2	3	3.2	3	0	2	0	2	15	14.0	
at San Francisco	12/21/2024	*	32:41	1-7	.143	0-4	.000	6-6	1.000	0	3	3	3.2	1	3	2	0	1	8	13.5	
at Eastern Wash.	01/02/2025	*	33:37	10-20	.500	3-8	.375	3-4	.750	0	3	3	3.1	3	7	2	1	4	26	14.4	
at Idaho	01/04/2025	*	25:60	7-15	.467	2-6	.333	2-3	.667	1	3	4	3.2	1	2	2	0	3	18	14.7	
Northern Ariz.	01/09/2025	*	20:45	2-7	.286	0-1	.000	2-4	.500	0	0	0	3.0	4	3	2	0	1	6	14.1	
Northern Colo.	01/11/2025	*	27:57	4-13	.308	2-6	.333	5-7	.714	0	2	2	2.9	4	3	3	1	0	15	14.2	
at Weber St.	01/16/2025	*	27:36	1-7	.143	0-1	.000	1-2	.500	1	2	3	2.9	2	3	4	0	1	3	13.6	
at Idaho St.	01/18/2025	*	33:16	3-12	.250	2-6	.333	0-0	.000	1	0	1	2.8	1	5	4	0	0	8	13.3	
Idaho	01/20/2025	*	32:29	2-7	.286	1-5	.200	1-4	.250	0	1	1	2.8	4	9	4	0	1	6	12.9	
Montana St.	01/25/2025		19:54	2-9	.222	0-3	.000	4-4	1.000	0	3	3	2.8	1	3	2	0	3	8	12.7	
Portland St.	01/30/2025		25:37	5-12	.417	0-3	.000	2-2	1.000	0	8	8	3.0	1	6	4	0	1	12	12.6	
Sacramento St.	02/01/2025		24:09	3-6	.500	3-4	.750	0-0	.000	0	5	5	3.1	0	3	1	1	0	9	12.5	
at Northern Colo.	02/06/2025		23:56	6-10	.600	3-5	.600	4-4	1.000	0	8	8	3.3	3	1	3	0	0	19	12.8	
at Northern Ariz.	02/08/2025		24:37	5-10	.500	3-6	.500	2-3	.667	1	3	4	3.3	2	3	0	0	0	15	12.8	
Idaho St.	02/13/2025		20:37	7-8	.875	3-3	1.000	0-0	.000	0	6	6	3.4	2	3	2	0	1	17	13.0	
Weber St.	02/15/2025		25:18	1-7	.143	0-1	.000	2-2	1.000	0	3	3	3.4	4	4	0	0	1	4	12.7	
at Montana St.	02/22/2025		27:04	2-8	.250	2-5	.400	3-4	.750	0	5	5	3.5	3	1	1	0	1	9	12.5	
at Sacramento St.	02/27/2025		31:49	2-7	.286	1-4	.250	2-2	1.000	1	8	9	3.7	4	1	3	0	2	7	12.3	
at Portland St.	03/01/2025		36:33	11-22	.500	2-10	.200	12-15	.800	0	4	4	3.7	1	3	5	0	1	36	13.1	
Eastern Wash.	03/03/2025		31:55	7-14	.500	3-6	.500	6-9	.667	0	3	3	3.6	1	3	4	0	2	23	13.5	
vs Northern Ariz.	03/09/2025		25:07	5-12	.417	0-2	.000	6-7	.857	1	3	4	3.7	4	3	3	0	3	16	13.5	
vs Idaho	03/11/2025		28:57	4-12	.333	1-6	.167	4-4	1.000	0	4	4	3.7	1	5	1	0	0	13	13.5	
vs Northern Colo.	03/12/2025		18:32	1-4	.250	0-2	.000	5-5	1.000	0	0	0	3.6	2	1	2	0	1	7	13.3	
Totals			20	923:30	144-358	.402	56-161	.348	109-137	.796	12	109	121	3.6	83	106	86	9	38	453	13.3

## Player Averages

Games Played	Minutes/game	Points/game	FG Pct	3FG Pct	FT Pct	Rebounds/game	Assists/game	Turnovers/game	Assist/Turnover ratio	Steals/game	Blocks/game
34	27.2	13.3	40.2	34.8	79.6	3.6	3.1	2.5	1.2	1.1	0.3

o 12th in scoring (13.4 PPG)

• set new career high with 9 assists against Idaho (1/20).

• Recorded his 100th career assist against Idaho (1/20).

• Set a new career high with four steals at Eastern Washington (1/2).

• Made 10 field goals in the win over Eastern Washington (1/2), setting a new career high for makes on another career high (20) attempts.

## WILLIAMS' CAREER STATISTICS

				Field Goals		3-Point		F-Throws		Rebounds								Scoring		
SEASON	TEAM	GP-GS	MIN/AVG	FG-FGA	FG%	3FG-3FGA	3FG%	FT-FTA	FT%	OFF	DEF	TOT	AVG	PF-FO	A	TO	BLK	STL	PTS	AVG
2023-24	Mont	12-6	249/20.7	53-114	.465	10-34	.294	45-51	.882	5	42	47	3.9	32-0	39	26	1	6	161	13.4
2024-25	Mont	34-20	923/27.2	144-358	.402	56-161	.348	109-137	.796	12	109	121	3.6	83-1	106	86	9	38	453	13.3
TOTAL		46-26	1172/25.5	197-472	.417	66-195	.338	154-188	.819	17	151	168	3.7	115-1	145	112	10	44	614	13.3





KAI JOHNSON

SENIOR

GUARD | 6-4 / 190

OLYMPIA, WASHINGTON

(WESTERN WASHINGTON)

Single Game Highs

Statistic	Value	
Points	36	vs George Fox 12/17/23
Rebounds	12	vs Northwest Indian 12/12/21
Assists	8	vs Northwest Indian 12/12/21
Steals	5	at Alas. Fairbanks 01/14/23, at Eastern Wash. 01/02/25
Blocks	4	at Alas. Anchorage 01/12/23
FG Made	12	at Central Wash. 02/18/23
FG Attempts	23	at Central Wash. 02/18/23
3FG Made	4	at Northwest Nazarene 02/16/23, vs Alas. Anchorage 01/18/24
3FG Attempts	7	at Utah St. 11/18/24
FT Made	15	vs George Fox 12/17/23
FT Attempts	17	vs George Fox 12/17/23

- \*Johnson was an All-Tournament Team member at the Big Sky Championship after scoring 23 points in the title game victory.
- \*Johnson has been a high impact starter for Montana in 2024-25 as an all-around guard. In a deep rotation of guards, he has left his mark by leading Montana in steals and scoring in double figures 18 times.
- \*Originally a walk-on at D-II Western Washington.
- \*Scored 27 points in his first game at Montana, setting a new program record for points in a debut.
- \*Sustained a slight lower leg injury at Sacramento State, and was limited in the final three games of the regular season as a result.

2024-25 NOTES AND GAME-BY-GAME STATISTICS

- Named to the All-Tournament Team at the Big Sky Championship after scoring 23 points on 70 percent shooting in the title game. He went 7-of-8 at the free throw line and made both his three-point attempts.
- Johnson was snubbed of any Big Sky All-Conference honors despite being the catalyst to the Grizzlies' hot finish to the season. The Grizzlies were 5-2 in conference play when he was on the bench, and finished 10-1 in the final 11 games with Johnson as a starter.
- Scored his 1,500th career point in the Big Sky Championship Game.
- Has scored in double figures nine times since re-entering the starting lineup on Jan. 25 vs. Montana State. He's had 10+ 18 times this season, and Montana is 16-2 when he scores in double figures.
- Since rejoining the starting unit, ranks second on Montana in scoring with 12.8 points per game. He is shooting 55.2 percent from the floor and 36.4 percent from three in the 11 games, and also averages 3.3 rebounds per game with 16 total steals.
- had 25 points in his first-ever Brawl of the Wild. It's the most points by a Grizzly in their first rivalry game since Ahmaad Rorie had 28 points in a win over the Cats on Feb. 4, 2017.
- the 25 points against MSU were a career high against D-1 opponents.
- Regular season Big Sky ranks in conference play
  - o 4th in steals (1.44 SPG)
- Made 11 field goals against Montana State (1/25), a season-high. It's the second time this year he's made 10+ field goals.
- Has at least one block or steal in 28 games this year.
  - o Has a steal in 21 games.
  - o Has a block in 13 games.
  - o Has both in 7 games.
- Played in his 100th career game on Jan. 9 against Northern Arizona.
- Recorded season-high five steals at Eastern Washington (1/2), and has at least 3 steals in six games this year.
- Johnson averaged 24.0 points per game in the Brawl this year, shooting 63.3 percent from the floor and 40.0 percent from three point range. He also went 8-of-11 (.727) from the free throw line.
- A minor injury slowed his production down to end the year. Averaged just 4.3 points per game over the final three contests, playing fewer than 24 minutes in all of them.
- His dad is 5'9" and his mom 5'3". He was 5'3" as a freshman, 5'5" as a sophomore and grew to over 6'0" as a junior.
- Has led Montana in scoring a co-team-high nine times. Has also led Montana in steals 14 times and blocks 8 times.

#1 JOHNSON, Kai

Opponent	Date	GS	MIN	Total		3-Pointers		Free throws		Rebounds			PF	A	TO	BLK	STL	PTS	AVG		
				FG-FGA	PCT	3FG-3FGA	PCT	FT-FTA	PCT	OFF	DEF	TOT									
Hawaii Hilo	11/04/2024	*	26:46	10-14	.714	1-4	.250	6-7	.857	0	2	2	2.0	2	3	1	0	3	27.0		
at Oregon	11/08/2024	*	22:26	0-7	.000	0-3	.000	0-2	.000	0	1	1	1.5	2	2	1	0	1	13.5		
Northwest Indian	11/10/2024	*	26:22	9-11	.818	3-4	.750	1-1	1.000	3	5	8	3.7	1	4	5	2	2	16.3		
at Tennessee	11/13/2024	*	23:47	1-8	.125	1-5	.200	2-2	1.000	1	2	3	3.5	5	0	2	0	5	13.5		
at Utah St.	11/18/2024	*	32:14	3-14	.214	0-7	.000	0-0	.000	0	6	6	4.0	3	4	5	3	1	12.0		
Denver	11/24/2024	*	19:06	2-5	.400	0-2	.000	2-2	1.000	0	4	4	4.0	3	1	1	0	1	6	11.0	
Utah Tech	11/25/2024		29:02	4-6	.667	0-0	.000	8-12	.667	3	2	5	4.1	0	1	3	1	3	16	11.7	
CSUN	11/27/2024		29:49	3-7	.429	3-6	.500	6-8	.750	1	4	5	4.3	0	1	3	1	0	15	12.1	
South Dakota St.	12/04/2024		14:14	1-3	.333	0-1	.000	1-2	.500	0	1	1	3.9	3	3	2	0	0	3	11.1	
at St. Thomas (MN)	12/07/2024		18:55	3-9	.333	0-3	.000	3-5	.600	0	4	4	3.9	4	2	0	0	2	9	10.9	
Montana Tech	12/10/2024		20:13	4-7	.571	1-2	.500	1-2	.500	1	2	3	3.8	2	1	1	2	4	10	10.8	
at UNI	12/16/2024		19:59	6-8	.750	0-0	.000	6-7	.857	1	1	2	3.7	1	2	3	0	1	18	11.4	
at San Francisco	12/21/2024		25:53	3-5	.600	1-2	.500	3-4	.750	0	3	3	3.6	5	1	3	0	0	10	11.3	
at Eastern Wash.	01/02/2025		30:01	3-4	.750	1-1	1.000	2-2	1.000	0	5	5	3.7	1	4	0	0	5	9	11.1	
at Idaho	01/04/2025		29:37	4-6	.667	1-3	.333	1-2	.500	0	2	2	3.6	2	2	0	0	1	10	11.1	
Northern Ariz.	01/09/2025		20:17	5-8	.625	1-3	.333	1-2	.500	0	5	5	3.7	5	1	1	2	1	12	11.1	
Northern Colo.	01/11/2025		18:15	3-10	.300	0-1	.000	2-3	.667	0	0	0	3.5	1	2	1	1	0	8	10.9	
at Weber St.	01/16/2025		17:42	1-5	.200	0-2	.000	0-0	.000	0	0	0	3.3	1	2	0	0	2	2	10.4	
at Idaho St.	01/18/2025		21:57	2-3	.667	0-0	.000	1-3	.333	0	2	2	3.2	2	1	1	1	1	5	10.2	
Idaho	01/20/2025		08:57	0-1	.000	0-1	.000	2-2	1.000	0	1	1	3.1	2	1	2	1	0	2	9.8	
Montana St.	01/25/2025	*	33:08	11-18	.611	0-3	.000	3-4	.750	0	3	3	3.1	2	1	0	0	2	25	10.5	
Portland St.	01/30/2025	*	23:24	4-8	.500	1-2	.500	1-1	1.000	2	1	3	3.1	1	0	1	0	1	10	10.5	
Sacramento St.	02/01/2025	*	18:29	5-6	.833	2-2	1.000	3-3	1.000	0	2	2	3.0	3	1	1	1	0	15	10.7	
at Northern Colo.	02/06/2025	*	36:06	4-8	.500	0-1	.000	6-7	.857	0	3	3	3.0	1	3	0	1	2	14	10.8	
at Northern Ariz.	02/08/2025	*	33:14	7-12	.583	2-4	.500	6-8	.750	0	5	5	3.1	3	7	1	0	3	22	11.2	
Idaho St.	02/13/2025	*	28:19	4-8	.500	0-1	.000	2-3	.667	0	3	3	3.1	4	2	2	0	2	10	11.2	
Weber St.	02/15/2025	*	28:05	4-7	.571	0-2	.000	1-3	.333	0	3	3	3.1	1	1	4	0	0	9	11.1	
at Montana St.	02/22/2025	*	35:00	8-12	.667	2-2	1.000	5-7	.714	1	4	5	3.2	5	1	1	0	3	23	11.5	
at Sacramento St.	02/27/2025	*	16:19	2-4	.500	0-0	.000	0-2	.000	0	0	0	3.1	2	0	1	1	0	4	11.3	
at Portland St.	03/01/2025	*	23:49	2-8	.250	0-3	.000	0-0	.000	0	5	5	3.1	3	2	1	0	0	4	11.0	
Eastern Wash.	03/03/2025	*	20:19	2-5	.400	1-2	.500	0-2	.000	0	4	4	3.2	2	1	0	0	3	5	10.8	
vs Northern Ariz.	03/09/2025	*	18:12	1-4	.250	0-2	.000	2-5	.400	0	3	3	3.2	2	1	0	0	0	4	10.6	
vs Idaho	03/11/2025	*	25:10	5-9	.556	3-5	.600	0-0	.000	0	1	1	3.1	5	2	2	0	0	13	10.7	
vs Northern Colo.	03/12/2025	*	31:32	7-10	.700	2-2	1.000	7-8	.875	0	3	3	3.1	2	1	3	2	0	23	11.1	
Totals			20	826:38	133-260	.512	26-81	.321	84-121	.694	13	92	105	3.1	81	61	52	19	44	376	11.1

Player Averages

Games Played	Minutes/ game	Points/ game	FG Pct	3FG Pct	FT Pct	Rebounds/ game	Assists/ game	Turnovers/ game	Assist/Turnover ratio	Steals/ game	Blocks/ game
34	24.3	11.1	51.2	32.1	69.4	3.1	1.8	1.5	1.2	1.3	0.6

JOHNSON'S CAREER STATISTICS

				Field Goals		3-Point		F-Throws		Rebounds									Scoring	
SEASON	TEAM	GP-GS	MIN/AVG	FG-FGA	FG%	3FG-3FGA	3FG%	FT-FTA	FT%	OFF	DEF	TOT	AVG	PF-FO	A	TO	BLK	STL	PTS	AVG
2021-22	WWU	27-2	420/15.5	55-112	.491	7-22	.318	27-36	.750	22	45	67	2.5	32-1	38	27	8	20	144	5.3
2022-23	WWU	28-28	882/31.5	132-252	.524	21-55	.382	77-113	.681	38	111	149	5.3	66-3	85	81	21	25	362	12.9
2023-24	WWU	29-29	966/33.3	213-408	.522	42-101	.416	159-210	.757	29	107	136	4.7	82-2	102	89	26	43	627	21.6
2024-25	Mont	34-20	827/24.3	133-260	.512	26-81	.321	84-121	.694	13	92	105	3.1	81-5	61	52	19	44	376	11.1
TOTAL FOR Mont		34-20	827/24.3	133-260	.512	26-81	.321	84-121	.694	13	92	105	3.1	81-5	61	52	19	44	376	11.1
TOTAL		118-79	3094/26.2	533-1032	.516	96-259	.371	347-480	.723	102	355	457	3.9	261-11	286	249	74	132	1509	12.8





CHASE  
HENDERSON

SOPHOMORE  
GUARD | 6-0 / 165  
DES MOINES, IOWA  
(HOOVER HS)

Single Game Highs		
Statistic	Value	
Points	10	at Northern Colo. 02/10/24, at Idaho 03/02/24
Rebounds	2	at Northern Ariz. 02/08/24, vs Portland St. 02/24/24, vs Arkansas St. 03/25/24
Assists	4	at Idaho 03/02/24
Steals	1	5 times
FG Made	4	vs Arkansas St. 03/25/24
FG Attempts	7	at Idaho 03/02/24
3FG Made	1	vs North Dakota St. 11/16/23, at Idaho 03/02/24, vs Arkansas St. 03/25/24
3FG Attempts	3	vs Northern Ariz. 01/13/24, at Idaho 03/02/24
FT Made	6	at Northern Colo. 02/10/24
FT Attempts	8	at Northern Colo. 02/10/24

\*Henderson will miss the start of the 2024-25 season with an injury, and is expected to redshirt.  
\*As a true freshman, Henderson reached double figures scoring twice and provided a change of pace to Montana’s offense with his speed and decision making.

2024-25 GAME-BY-GAME STATISTICS

HENDERSON’S CAREER STATISTICS

				Field Goals		3-Point		F-Throws		Rebounds									Scoring	
SEASON	TEAM	GP-GS	MIN/AVG	FG-FGA	FG%	3FG-3FGA	3FG%	FT-FTA	FT%	OFF	DEF	TOT	AVG	PF-FO	A	TO	BLK	STL	PTS	AVG
2023-24	Mont	24-0	214/8.9	22-57	.386	3-19	.158	15-23	.652	2	11	13	0.5	27-0	23	26	0	5	62	2.6
TOTAL		24-0	214/8.9	22-57	.386	3-19	.158	15-23	.652	2	11	13	0.5	27-0	23	26	0	5	62	2.6







MALIK MOORE

JUNIOR  
GUARD | 6-5 / 190  
VENTURA, CALIFORNIA  
(PEPPERDINE)

Single Game Highs

Statistic	Value	
Points	30	at St. Thomas (MN) 12/07/24
Rebounds	7	vs CSUN 11/27/24
Assists	7	vs Montana Tech 12/10/24
Steals	3	at Eastern Wash. 01/02/25
Blocks	1	6 times
FG Made	11	at St. Thomas (MN) 12/07/24
FG Attempts	16	vs Northern Ariz. 01/09/25, at Pacific 02/21/24
3FG Made	6	vs Weber St. 02/15/25, at St. Thomas (MN) 12/07/24
3FG Attempts	10	vs Weber St. 02/15/25
FT Made	6	4 times
FT Attempts	8	at Weber St. 01/16/25, vs CSUN 11/27/24

**\*Moore, who says he models his game after Devon Booker, provided some smooth scoring for the Griz in 2024-25. The Pepperdine transfer finished the regular season second on Montana with 13.2 points per game, and led them with 55 made three pointers.**  
**\*Second Team All-Big Sky Selection in 2025.**  
**\*He's a career 39.3 percent three-point shooter, making a career best 60 shots from the arc this season. He is shooting 41.1 percent from three as a Grizzly.**  
**\*Missed the start of the season with a shoulder injury, making his season debut in the Stew Morrill Classic on Nov. 24.**

2024-25 NOTES AND GAME-BY-GAME STATISTICS

- Named a finalist for the CollegeInsider.com Riley Wallace Award, which is given annually to the most impactful transfer in D-1 college basketball.
- Montana is 15-3 when he makes multiple threes in a game, and 9-1 when he makes at least three shots from the arc. They have won 9 straight games in which Moore makes 3-or-more threes.
- Has been the most consistent scorer for Montana, scoring at least seven points in every Big Sky game this year.
- Has scored in double figures 20 times, and did so 13 times in Montana's 18 Big Sky Conference games.
- Leads Montana with 60 made threes, shooting 41.1 percent from the arc this season. He has multiple made threes in 18 of his 29 appearances this season.
- Moore is having the 8th best three-point shooting season in program history in terms of make percentage (min. 50 3PM).
- Regular season Big Sky ranks in conference play
  - o 14th in scoring (12.8 PPG)
  - o 14th in minutes (30.5 MPG)
  - o 15th in assists (2.3 APG)
- Made a game-winning three-pointer in the final minute on the road against Weber State (1/16) as part of an 18-point game.
- Scored his 800th career point in the Big Sky Semifinal win over Idaho.
- Has scored 20+ points four times this season. The Griz are 3-1 in those games.
- Dished out a career-high 7 assists in the win over Montana Tech (12.10.24).
- Has led Montana in scoring eight times, and assists 12 times.

#3 MOORE, Malik

Opponent	Date	GS	MIN	Total		3-Pointers		Free throws		Rebounds				PF	A	TO	BLK	STL	PTS	AVG
				FG	PCT	3FG	PCT	FT	PCT	OFF	DEF	TOT	AVG							
Denver	11/24/2024		22:10	1-5	.200	0-3	.000	2-3	.667	0	1	1	1.0	4	3	2	0	0	4	4.0
Utah Tech	11/25/2024	*	25:43	1-8	.125	1-5	.200	0-0	.000	0	5	5	3.0	1	2	0	0	0	3	3.5
CSUN	11/27/2024	*	33:42	6-12	.500	4-9	.444	6-8	.750	1	6	7	4.3	2	4	1	0	2	22	9.7
South Dakota St.	12/04/2024	*	31:11	7-13	.538	2-7	.286	0-0	.000	0	3	3	4.0	1	1	1	0	1	16	11.3
at St. Thomas (MN)	12/07/2024	*	35:01	11-13	.846	6-7	.857	2-2	1.000	0	3	3	3.8	3	1	2	0	0	30	15.0
Montana Tech	12/10/2024	*	34:27	4-8	.500	3-7	.429	2-2	1.000	0	5	5	4.0	2	7	3	0	1	13	14.7
at UNI	12/16/2024	*	31:08	6-11	.545	0-5	.000	2-3	.667	0	1	1	3.6	1	1	2	1	0	14	14.6
at San Francisco	12/21/2024	*	37:22	4-14	.286	1-6	.167	1-1	1.000	0	5	5	3.8	1	4	0	0	1	10	14.0
at Eastern Wash.	01/02/2025	*	26:55	3-6	.500	1-3	.333	0-0	.000	0	1	1	3.4	4	2	0	0	3	7	13.2
at Idaho	01/04/2025	*	39:11	7-12	.583	3-5	.600	1-1	1.000	1	4	5	3.6	3	4	3	0	0	18	13.7
Northern Ariz.	01/09/2025	*	33:09	7-16	.438	3-7	.429	3-3	1.000	0	4	4	3.6	0	5	2	0	1	20	14.3
Northern Colo.	01/11/2025	*	32:45	3-10	.300	0-4	.000	1-1	1.000	0	2	2	3.5	2	0	1	0	1	7	13.7
at Weber St.	01/16/2025	*	30:03	5-11	.455	2-5	.400	6-8	.750	1	2	3	3.5	1	1	0	0	0	18	14.0
at Idaho St.	01/18/2025	*	31:39	4-13	.308	2-5	.400	2-2	1.000	0	1	1	3.3	1	1	2	0	0	12	13.9
Idaho	01/20/2025	*	26:46	3-6	.500	2-5	.400	2-2	1.000	0	3	3	3.3	2	2	0	0	0	10	13.6
Montana St.	01/25/2025	*	36:53	4-9	.444	3-6	.500	2-2	1.000	0	2	2	3.2	3	3	0	0	0	13	13.6
Portland St.	01/30/2025	*	25:04	5-8	.625	3-4	.750	2-2	1.000	0	1	1	3.1	2	3	2	1	1	15	13.6
Sacramento St.	02/01/2025	*	24:46	3-9	.333	1-4	.250	2-2	1.000	0	6	6	3.2	1	6	1	0	2	9	13.4
at Northern Colo.	02/06/2025	*	30:53	5-7	.714	3-4	.750	0-2	.000	1	3	4	3.3	2	1	2	0	0	13	13.4
at Northern Ariz.	02/08/2025	*	30:50	5-8	.625	2-3	.667	2-3	.667	0	3	3	3.3	2	0	1	0	0	14	13.4
Idaho St.	02/13/2025	*	28:21	4-11	.364	1-2	.500	1-2	.500	2	2	4	3.3	4	3	1	0	1	10	13.2
Weber St.	02/15/2025	*	35:48	8-13	.615	6-10	.600	0-0	.000	0	3	3	3.3	4	4	2	1	2	22	13.6
at Montana St.	02/22/2025	*	35:22	4-8	.500	2-5	.400	5-6	.833	0	3	3	3.3	3	1	1	0	2	15	13.7
at Sacramento St.	02/27/2025	*	25:31	1-7	.143	0-3	.000	6-6	1.000	0	4	4	3.3	2	3	3	0	0	8	13.5
at Portland St.	03/01/2025	*	36:58	2-9	.222	2-7	.286	2-2	1.000	0	1	1	3.2	3	3	2	0	1	8	13.2
Eastern Wash.	03/03/2025	*	18:17	4-8	.500	2-3	.667	2-2	1.000	0	0	0	3.1	5	0	0	0	1	12	13.2
vs Northern Ariz.	03/09/2025	*	32:16	1-7	.143	1-4	.250	4-6	.667	0	6	6	3.2	0	1	0	0	1	7	13.0
vs Idaho	03/11/2025	*	24:04	3-7	.429	1-4	.250	0-0	.000	1	3	4	3.2	0	4	0	0	0	7	12.8
vs Northern Colo.	03/12/2025	*	32:43	5-7	.714	3-4	.750	2-2	1.000	0	3	3	3.2	1	0	0	0	1	15	12.8
Totals			28 888:59	126-276	.457	60-146	.411	60-73	.822	7	86	93	3.2	60	70	36	3	22	372	12.8

Player Averages

Games Played	Minutes/ game	Points/ game	FG Pct	3FG Pct	FT Pct	Rebounds/ game	Assists/ game	Turnovers/ game	Assist/Turnover ratio	Steals/ game	Blocks/ game
29	30.7	12.8	45.7	41.1	82.2	3.2	2.4	1.2	1.9	0.8	0.1

MOORE'S CAREER STATISTICS

				Field Goals		3-Point		F-Throws		Rebounds								Scoring		
SEASON	TEAM	GP-GS	MIN/AVG	FG-FGA	FG%	3FG-3FGA	3FG%	FT-FTA	FT%	OFF	DEF	TOT	AVG	PF-FO	A	TO	BLK	STL	PTS	AVG
2022-23	PEP	31-1	738/23.8	58-131	.443	17-40	.425	23-31	.742	4	62	66	2.1	55-1	56	42	1	16	156	5.0
2023-24	PEP	33-27	912/27.6	102-250	.408	46-127	.362	41-50	.820	6	59	65	2.0	73-0	64	41	2	16	291	8.8
2024-25	Mont	29-28	889/30.7	126-276	.457	60-146	.411	60-73	.822	7	86	93	3.2	60-1	70	36	3	22	372	12.8
TOTAL FOR Mont		29-28	889/30.7	126-276	.457	60-146	.411	60-73	.822	7	86	93	3.2	60-1	70	36	3	22	372	12.8
TOTAL		93-56	2539/27.3	286-657	.435	123-313	.393	124-154	.805	17	207	224	2.4	188-2	190	119	6	54	819	8.8





TYLER  
THOMPSON

FRESHMAN  
GUARD | 6-6 / 190  
FAIRFIELD, CALIFORNIA  
(VANDEN HS)

\*Thompson is a highly touted recruit out of Vanden HS in California. A small forward in high school, he will likely transition to more of a big-guard role at the collegiate level. As the only true freshman on Montana’s roster, and at a position that is deep with talent, he spent 2024-25 as redshirt to get used to the collegiate level.

\*The freshman was a three-star prospect in high school and was the 19th ranked player in the state of California, according to ESPN.com.

\*Thompson will be redshirting the 2024-25 season.

2024-25 GAME-BY-GAME STATISTICS

THOMPSON’S CAREER STATISTICS



AMARI JEDKINS

R-SOPHOMORE  
FORWARD | 6-7 / 195  
RACINE, WISCONSIN  
(GREEN BAY)

Single Game Highs		
Statistic	Value	
Points	9	vs St. Thomas (MN) 11/25/23
Rebounds	9	at Montana St. 11/20/23
Assists	3	at Montana St. 11/20/23
Steals	2	vs Milwaukee 12/02/23, vs St. Francis (IL) 11/09/23, at Valparaiso 11/14/23
Blocks	2	vs Idaho St. 02/13/25, vs Hawaii Hilo 11/04/24
FG Made	4	vs St. Thomas (MN) 11/25/23, at Purdue Fort Wayne 11/29/23
FG Attempts	7	vs St. Thomas (MN) 11/25/23
3FG Made	1	vs Portland St. 01/30/25, vs Northwest Indian 11/10/24
3FG Attempts	2	at Tennessee 11/13/24, vs Northwest Indian 11/10/24, vs Hawaii Hilo 11/04/24
FT Made	2	vs Idaho St. 02/13/25, vs Northern Colo. 01/11/25
FT Attempts	4	vs Idaho St. 02/13/25

- \*Jedkins is an elite level athlete at the forward position, and provided plenty of highlights for Montana this year as a key rotation player. The 6-7 transfer from Green Bay has incredible hops, but can also stretch the floor.
- \*He redshirted his first season at Green Bay and was injured last year, but is 100% healthy going into 2024-25. He did suffer a different injury at St. Thomas on Dec. 7, 2024 and missed the next six games, but has appeared in every game this season for Montana when healthy.
- \*His uncle, Jim Chones, is the radio analyst for the Cleveland Cavaliers. He was an All-American at Marquette before playing 10 years professionally.

2024-25 NOTES AND GAME-BY-GAME STATISTICS

- Montana's "eighth man," appearing in more games than anyone on the team outside of the top seven rotation players.
- Has scored in 12 of 28 appearances this year, but hasn't recorded a point in the previous eight games.
- Has a rebound in 19 of 28 appearances.
- Injured his ankle on Dec. 7 at St. Thomas, and missed six games.
- Returned to the floor for the first time in over a month against Northern Colorado (1/11), playing 7 minutes.

#5 JEDKINS, Amari

Opponent	Date	GS	MIN	Total		3-Pointers		Free throws		Rebounds				PF	A	TO	BLK	STL	PTS	AVG
				FG-FGA	PCT	3FG-3FGA	PCT	FT-FTA	PCT	OFF	DEF	TOT	AVG							
Hawaii Hilo	11/04/2024		16:07	1-3	.333	0-2	.000	0-0	.000	1	3	4	4.0	4	0	2	2	1	2	2.0
at Oregon	11/08/2024		12:58	1-2	.500	0-1	.000	0-0	.000	0	2	2	3.0	4	0	1	0	1	2	2.0
Northwest Indian	11/10/2024		22:43	3-6	.500	1-2	.500	1-2	.500	0	8	8	4.7	1	0	1	0	1	8	4.0
at Tennessee	11/13/2024		19:35	1-4	.250	0-2	.000	0-0	.000	0	0	0	3.5	4	1	1	0	0	2	3.5
at Utah St.	11/18/2024	*	10:11	0-0	.000	0-0	.000	0-0	.000	2	0	2	3.2	2	0	0	0	0	0	2.8
Denver	11/24/2024		08:55	0-0	.000	0-0	.000	0-0	.000	1	2	3	3.2	2	1	1	0	0	0	2.3
Utah Tech	11/25/2024		15:47	2-4	.500	0-1	.000	0-0	.000	2	3	5	3.4	4	0	1	0	1	4	2.6
CSUN	11/27/2024		08:06	0-0	.000	0-0	.000	0-0	.000	0	2	2	3.3	0	0	0	0	0	0	2.3
South Dakota St.	12/04/2024		12:17	2-3	.667	0-0	.000	0-0	.000	1	3	4	3.3	1	0	0	0	1	4	2.4
at St. Thomas (MN)	12/07/2024		02:54	0-0	.000	0-0	.000	0-0	.000	1	0	1	3.1	1	0	1	0	0	0	2.2
Northern Colo.	01/11/2025		06:07	0-0	.000	0-0	.000	2-2	1.000	0	1	1	2.9	0	0	0	0	0	2	2.2
at Weber St.	01/16/2025		05:54	0-0	.000	0-0	.000	1-2	.500	0	2	2	2.8	1	1	1	0	0	1	2.1
at Idaho St.	01/18/2025		03:49	0-0	.000	0-0	.000	0-0	.000	0	1	1	2.7	0	0	0	0	0	0	1.9
Idaho	01/20/2025		08:23	0-0	.000	0-0	.000	0-0	.000	0	2	2	2.6	1	0	0	0	0	0	1.8
Montana St.	01/25/2025		08:57	0-1	.000	0-0	.000	0-0	.000	1	0	1	2.5	1	0	0	0	0	0	1.7
Portland St.	01/30/2025		21:03	1-1	1.000	1-1	1.000	0-0	.000	0	2	2	2.5	3	2	0	1	0	3	1.8
Sacramento St.	02/01/2025		17:45	1-3	.333	0-1	.000	1-1	1.000	1	1	2	2.5	0	0	1	1	0	3	1.8
at Northern Colo.	02/06/2025		03:23	0-0	.000	0-0	.000	0-0	.000	0	0	0	2.3	0	0	0	1	0	0	1.7
at Northern Ariz.	02/08/2025		03:16	0-1	.000	0-0	.000	1-2	.500	0	0	0	2.2	1	0	1	0	0	1	1.7
Idaho St.	02/13/2025		12:14	2-2	1.000	0-0	.000	2-4	.500	2	1	3	2.3	1	0	0	2	0	6	1.9
Weber St.	02/15/2025		05:21	0-0	.000	0-0	.000	0-0	.000	0	0	0	2.1	1	0	0	0	0	0	1.8
at Montana St.	02/22/2025		09:27	0-0	.000	0-0	.000	0-0	.000	1	0	1	2.1	2	1	0	1	0	0	1.7
at Sacramento St.	02/27/2025		10:54	0-1	.000	0-0	.000	0-0	.000	0	2	2	2.1	0	1	0	0	1	0	1.7
at Portland St.	03/01/2025		02:41	0-0	.000	0-0	.000	0-0	.000	0	0	0	2.0	1	0	0	0	0	0	1.6
Eastern Wash.	03/03/2025		01:57	0-0	.000	0-0	.000	0-0	.000	0	0	0	1.9	0	0	0	0	0	0	1.5
vs Northern Ariz.	03/09/2025		01:42	0-0	.000	0-0	.000	0-0	.000	0	0	0	1.8	0	0	0	0	0	0	1.5
vs Idaho	03/11/2025		01:39	0-0	.000	0-0	.000	0-0	.000	0	0	0	1.8	1	0	0	0	0	0	1.4
vs Northern Colo.	03/12/2025		02:16	0-0	.000	0-0	.000	0-0	.000	0	0	0	1.7	1	0	0	0	0	0	1.4
Totals		1	256:19	14-31	.452	2-10	.200	8-13	.615	13	35	48	1.7	37	7	11	8	6	38	1.4

Player Averages

Games Played	Minutes/game	Points/game	FG Pct	3FG Pct	FT Pct	Rebounds/game	Assists/game	Turnovers/game	Assist/Turnover ratio	Steals/game	Blocks/game
28	9.2	1.4	45.2	20.0	61.5	1.7	0.3	0.4	0.6	0.2	0.3

JEDKIN'S CAREER STATISTICS

				Field Goals		3-Point		F-Throws		Rebounds									Scoring	
SEASON	TEAM	GP-GS	MIN/AVG	FG-FGA	FG%	3FG-3FGA	3FG%	FT-FTA	FT%	OFF	DEF	TOT	AVG	PF-FO	A	TO	BLK	STL	PTS	AVG
2023-24	GB	11-2	172/15.7	20-33	.606	0-0	.000	4-11	.364	8	16	24	2.2	21-0	6	10	2	10	44	4.0
2024-25	Mont	28-1	256/9.2	14-31	.452	2-10	.200	8-13	.615	13	35	48	1.7	37-0	7	11	8	6	38	1.4
TOTAL FOR Mont		28-1	256/9.2	14-31	.452	2-10	.200	8-13	.615	13	35	48	1.7	37-0	7	11	8	6	38	1.4
TOTAL		39-3	429/11.0	34-64	.531	2-10	.200	12-24	.500	21	51	72	1.8	58-0	13	21	10	16	82	2.1







JEREMIAH DARGAN

JUNIOR  
GUARD | 6-4 / 190  
CONCORD, CALIFORNIA  
(WEST VALLEY COLLEGE)

Single Game Highs		
Statistic	Value	
Points	6	vs Sacramento St. 02/01/25
Rebounds	5	vs Hawaii Hilo 11/04/24
Assists	1	4 times
Steals	2	vs Sacramento St. 02/01/25, vs Northwest Indian 11/10/24
Blocks	1	vs Hawaii Hilo 11/04/24
FG Made	2	vs Sacramento St. 02/01/25, vs Northwest Indian 11/10/24, vs Hawaii Hilo 11/04/24
FG Attempts	6	vs Hawaii Hilo 11/04/24
3FG Made	2	vs Sacramento St. 02/01/25
3FG Attempts	3	vs Sacramento St. 02/01/25, vs Hawaii Hilo 11/04/24, vs Idaho 03/11/25
FT Made	2	at Oregon 11/08/24
FT Attempts	3	at Oregon 11/08/24

- \*Dargan is one of three non-D-1 transfers on Montana’s roster this year. He played his last two years at West Valley College, starting 62 games as a jack-of-all-trades guard.
- \*He is an excellent athlete with high-flying ability, and can also defend and share the ball. He was a good rebounder for his size at the community college level, and could possibly see minutes in 2024-25.
- \*Dargan loves the outdoors, which was part of the reason he moved to Montana. He’s also worn size 17 shoes since middle school.

2024-25 GAME-BY-GAME STATISTICS

• Has appeared in 11 total games, and five Big Sky games.

#8 DARGAN, Jeremiah

Opponent	Date	GS	MIN	Total		3-Pointers		Free throws		Rebounds				PF	A	TO	BLK	STL	PTS	AVG
				FG-FGA	PCT	3FG-3FGA	PCT	FT-FTA	PCT	OFF	DEF	TOT	AVG							
Hawaii Hilo	11/04/2024		18:19	2-6	.333	0-3	.000	0-2	.000	3	2	5	5.0	1	1	0	1	1	4	4.0
at Oregon	11/08/2024		11:31	1-3	.333	0-2	.000	2-3	.667	0	0	0	2.5	1	0	0	0	0	4	4.0
Northwest Indian	11/10/2024		11:30	2-5	.400	1-2	.500	0-0	.000	0	0	0	1.7	1	1	0	0	2	5	4.3
at Tennessee	11/13/2024		04:36	1-1	1.000	1-1	1.000	0-0	.000	0	0	0	1.3	1	0	1	0	0	3	4.0
Denver	11/24/2024		03:12	1-1	1.000	0-0	.000	0-0	.000	1	0	1	1.2	0	1	0	0	0	2	3.6
at St. Thomas (MN)	12/07/2024		00:38	0-0	.000	0-0	.000	0-0	.000	0	0	0	1.0	0	0	0	0	0	0	3.0
Northern Ariz.	01/09/2025		03:17	1-2	.500	1-2	.500	0-0	.000	0	0	0	0.9	0	1	0	0	0	3	3.0
Northern Colo.	01/11/2025		06:56	0-2	.000	0-1	.000	1-2	.500	2	0	2	1.0	1	0	0	0	0	1	2.8
at Idaho St.	01/18/2025		01:30	0-1	.000	0-0	.000	0-2	.000	0	0	0	0.9	0	0	0	0	0	0	2.4
Sacramento St.	02/01/2025		03:54	2-3	.667	2-3	.667	0-0	.000	0	0	0	0.8	0	0	0	0	2	6	2.8
Eastern Wash.	03/03/2025		00:08	0-0	.000	0-0	.000	0-0	.000	0	0	0	0.7	0	0	0	0	0	0	2.5
vs Idaho	03/11/2025		01:39	1-3	.333	1-3	.333	0-0	.000	0	0	0	0.7	0	0	0	0	1	3	2.6
Totals		0	67:10	11-27	.407	6-17	.353	3-9	.333	6	2	8	0.7	5	4	1	1	6	31	2.6

Player Averages

Games Played	Minutes/ game	Points/ game	FG Pct	3FG Pct	FT Pct	Rebounds/ game	Assists/ game	Turnovers/ game	Assist/Turnover ratio	Steals/ game	Blocks/ game
12	5.6	2.6	40.7	35.3	33.3	0.7	0.3	0.1	4.0	0.5	0.1

DARGAN’S CAREER STATISTICS

				Field Goals		3-Point		F-Throws		Rebounds										Scoring	
SEASON	TEAM	GP-GS	MIN/AVG	FG-FGA	FG%	3FG-3FGA	3FG%	FT-FTA	FT%	OFF	DEF	TOT	AVG	PF-FO	A	TO	BLK	STL	PTS	AVG	
2024-25	Mont	12-0	67/5.6	11-27	.407	6-17	.353	3-9	.333	6	2	8	0.7	5-0	4	1	1	6	31	2.6	
TOTAL		12-0	67/5.6	11-27	.407	6-17	.353	3-9	.333	6	2	8	0.7	5-0	4	1	1	6	31	2.6	





JOE PRIDGEN

GRADUATE  
G/F | 6-5 / 210  
WINCHENDON, MASS.  
(NORTHEASTERN)

Single Game Highs

Statistic	Value	
Points	32	vs UMass Boston 12/10/19
Rebounds	19	vs Monmouth 02/16/23
Assists	6	vs Hofstra 01/31/21
Steals	4	vs Ga. Southern 11/21/23
Blocks	3	6 times
FG Made	12	at American 01/18/20
FG Attempts	20	at Colgate 02/23/20, at Army West Point 02/26/20
3FG Made	3	at Stony Brook 01/19/23
3FG Attempts	5	at La Salle 11/11/23
FT Made	9	vs UMass Boston 12/10/19, vs Lafayette 02/15/20
FT Attempts	16	vs UMass Boston 12/10/19

- \*First Team All-Conference selection this year after walking on at UM over the summer.
- \*He's in his fifth season of college basketball and has over 1,300 points and 750 rebounds.
- \*He started his career at Holy Cross, where he was named the Patriot League Rookie of the Year after averaging 17.4 points and 6.8 rebounds as a true freshman.
- \*He will return to Montana in 2025-26 for his final season of collegiate eligibility.
- \*Pridgen and his wife Grace welcomed a baby girl, Samarra, in 2024.

2024-25 GAME-BY-GAME STATISTICS

- Will be making his 100th career start.
- Montana's lone member of the All-Big Sky First Team. Averaged 10.5 points and 6.3 rebounds while shooting over 60 percent from the floor in league play.
- Pridgen has shot above 50 percent in 31 games this season. It's the second most in the country behind only Ven-Allen Lubin of North Carolina.
- had his second double-double in Big Sky Conference play this season in the regular season finale against Eastern Washington, recording 11 points and 11 rebounds.
- Has five double-doubles this season, tied for the 10th most by a Grizzly in the last 45 years.
- Has led Montana in rebounding a team-high 20 times.
- The Griz are 6-1 when he has at least 10 re-bounds, and were undefeated in league play when he reached the mark.
- Ranks 14th nationally and leads the Big Sky by shooting 63.6 percent from the floor this season.
- Regular season Big Sky ranks in conference play
  - o 6th in rebounding (6.3 RPG)
  - o 8th in blocks (0.72 BPG)
- Has 10+ rebounds in four of Montana's Big Sky Conference games.
- is shooting the best field goal percentage (min. 200 FGA) by a Grizzly since Andrew Strait shot 64.0 percent in 2007-08.
- Has scored his most points (391) in a single year since scoring 521 as a freshman at Holy Cross in 2019-20.
- Has made at least 10 field goals in three games this year.
- Had the No. 2 play on Sportscenter's Top 10 for his poster slam on Dec. 10 against Montana Tech.
- Pridgen was named the MVP of the Stew Morrill Classic this year, averaging 17.3 points and 8.7 rebounds across Montana's three wins. He was also named the Big Sky Player of the Week following his performance.

#11 PRIDGEN, Joe

Opponent	Date	GS	MIN	Total		3-Pointers		Free throws		Rebounds				PF				A	TO	BLK	STL	PTS	AVG
				FG-FGA	PCT	3FG-3FGA	PCT	FT-FTA	PCT	OFF	DEF	TOT	AVG										
Hawaii Hilo	11/04/2024	*	23:26	6-7	.857	1-1	1.000	1-5	.200	3	5	8	8.0	1	4	0	3	0	14	14.0			
at Oregon	11/08/2024	*	29:26	6-7	.857	0-0	.000	2-4	.500	4	5	9	8.5	3	0	2	0	3	14	14.0			
Northwest Indian	11/10/2024	*	21:57	2-3	.667	0-0	.000	4-6	.667	2	7	9	8.7	0	2	0	0	2	8	12.0			
at Tennessee	11/13/2024	*	32:33	1-6	.167	0-2	.000	1-2	.500	1	4	5	7.8	2	2	1	0	3	3	9.8			
at Utah St.	11/18/2024	*	28:44	8-9	.889	1-1	1.000	1-3	.333	4	4	8	7.8	3	3	1	3	1	18	11.1			
Denver	11/24/2024	*	30:56	10-15	.667	1-2	.500	2-2	1.000	3	4	7	7.7	4	3	1	0	2	23	13.3			
Utah Tech	11/25/2024	*	22:21	4-8	.500	0-1	.000	1-1	1.000	4	2	6	7.4	3	1	2	0	0	9	12.7			
CSUN	11/27/2024	*	33:37	8-13	.615	0-1	.000	4-7	.571	4	9	13	8.1	2	2	1	1	1	20	13.6			
South Dakota St.	12/04/2024	*	33:34	3-6	.500	0-1	.000	5-6	.833	0	8	8	8.1	1	2	2	1	1	11	13.3			
at St. Thomas (MN)	12/07/2024	*	20:00	3-6	.500	0-1	.000	0-0	.000	1	4	5	7.8	2	3	1	0	0	6	12.6			
Montana Tech	12/10/2024	*	33:43	10-12	.833	1-2	.500	0-0	.000	3	10	13	8.3	2	1	1	1	0	21	13.4			
at UNI	12/16/2024	*	22:43	1-1	1.000	0-0	.000	0-1	.000	0	3	3	7.8	0	1	4	0	0	2	12.4			
at San Francisco	12/21/2024	*	35:42	10-16	.625	0-1	.000	1-3	.333	1	9	10	8.0	5	2	1	1	0	21	13.1			
at Eastern Wash.	01/02/2025	*	34:42	9-12	.750	0-0	.000	3-3	1.000	0	3	3	7.6	2	0	2	1	0	21	13.6			
at Idaho	01/04/2025	*	33:40	5-9	.556	0-1	.000	3-5	.600	2	8	10	7.8	3	1	3	1	2	13	13.6			
Northern Ariz.	01/09/2025	*	21:53	4-8	.500	1-2	.500	0-0	.000	2	4	6	7.7	2	1	2	0	1	9	13.3			
Northern Colo.	01/11/2025	*	27:25	2-4	.500	0-1	.000	0-3	.000	1	3	4	7.5	1	1	0	2	0	4	12.8			
at Weber St.	01/16/2025	*	28:17	4-7	.571	0-0	.000	0-2	.000	3	7	10	7.6	2	0	0	0	0	8	12.5			
at Idaho St.	01/18/2025	*	19:52	3-8	.375	0-0	.000	0-0	.000	3	6	9	7.7	3	1	2	1	1	6	12.2			
Idaho	01/20/2025	*	27:26	4-8	.500	0-0	.000	0-0	.000	3	7	10	7.8	2	1	0	1	1	8	12.0			
Montana St.	01/25/2025	*	31:28	6-10	.600	0-0	.000	2-2	1.000	3	3	6	7.7	3	1	0	0	1	14	12.0			
Portland St.	01/30/2025	*	31:33	6-11	.545	0-0	.000	2-3	.667	1	4	5	7.6	3	1	1	1	0	14	12.1			
Sacramento St.	02/01/2025	*	18:19	5-7	.714	0-0	.000	1-1	1.000	2	1	3	7.4	1	1	2	0	0	11	12.1			
at Northern Colo.	02/06/2025	*	19:56	6-9	.667	0-0	.000	1-2	.500	0	4	4	7.3	2	0	2	3	1	13	12.1			
at Northern Ariz.	02/08/2025	*	22:24	4-4	1.000	0-0	.000	0-0	.000	1	1	2	7.0	1	0	0	0	0	8	12.0			
Idaho St.	02/13/2025	*	24:37	5-7	.714	0-0	.000	2-3	.667	1	5	6	7.0	1	1	2	0	2	12	12.0			
Weber St.	02/15/2025	*	28:51	3-4	.750	0-0	.000	0-0	.000	2	3	5	6.9	2	0	0	0	1	6	11.7			
at Montana St.	02/22/2025	*	29:51	5-8	.625	0-2	.000	3-4	.750	2	2	4	6.8	5	2	2	1	1	13	11.8			
at Sacramento St.	02/27/2025	*	31:27	5-6	.833	0-0	.000	1-2	.500	1	6	7	6.8	3	1	3	1	0	11	11.8			
at Portland St.	03/01/2025	*	28:43	3-8	.375	0-1	.000	1-3	.333	3	5	8	6.9	3	0	1	1	1	7	11.6			
Eastern Wash.	03/03/2025	*	28:18	3-5	.600	0-0	.000	5-7	.714	5	6	11	7.0	3	1	1	0	2	11	11.6			
vs Northern Ariz.	03/09/2025	*	29:31	4-5	.800	0-0	.000	1-3	.333	0	5	5	6.9	1	2	4	1	0	9	11.5			
vs Idaho	03/11/2025	*	17:42	3-4	.750	0-0	.000	0-0	.000	3	4	7	6.9	1	2	1	0	1	6	11.3			
vs Northern Colo.	03/12/2025	*	36:16	7-11	.636	0-0	.000	3-4	.750	3	2	5	6.9	4	2	3	1	1	17	11.5			
Totals			34	940:52	168-264	.636	5-20	.250	50-87	.575	71	163	234	6.9	76	45	48	25	29	391	11.5		

Player Averages

Games Played	Minutes/ game	Points/ game	FG Pct	3FG Pct	FT Pct	Rebounds/ game	Assists/ game	Turnovers/ game	Assist/Turnover ratio	Steals/ game	Blocks/ game
34	27.7	11.5	63.6	25.0	57.5	6.9	1.3	1.4	0.9	0.9	0.7

PRIDGEN'S CAREER STATISTICS

				Field Goals		3-Point		F-Throws		Rebounds									Scoring	
SEASON	TEAM	GP-GS	MIN/AVG	FG-FGA	FG%	3FG-3FGA	3FG%	FT-FTA	FT%	OFF	DEF	TOT	AVG	PF-FO	A	TO	BLK	STL	PTS	AVG
2019-20	HolyCr	30-29	1056/35.2	208-373	.558	12-28	.429	93-160	.581	52	152	204	6.8	71-0	66	106	15	28	521	17.4
2020-21	UNCW	14-13	471/33.7	67-120	.558	6-19	.316	29-46	.630	41	74	115	8.2	32-0	26	29	11	17	169	12.1
2022-23	NE	26-11	573/22.0	79-204	.387	20-58	.345	13-23	.565	36	92	128	4.9	34-1	38	45	16	15	191	7.3
2023-24	NE	17-12	417/24.5	59-137	.431	11-43	.256	21-30	.700	17	69	86	5.1	20-0	30	29	9	10	150	8.8
2024-25	Mont	34-34	941/27.7	168-264	.636	5-20	.250	50-87	.575	71	163	234	6.9	76-2	45	48	25	29	391	11.5
TOTAL FOR Mont		34-34	941/27.7	168-264	.636	5-20	.250	50-87	.575	71	163	234	6.9	76-2	45	48	25	29	391	11.5
TOTAL		121-99	3458/28.6	581-1098	.529	54-168	.321	206-346	.595	217	550	767	6.3	233-3	205	257	76	99	1422	11.8





BRANDON WHITNEY

GRADUATE  
GUARD | 6-1 / 185  
MISSION HILLS, CALIF.  
(BISHOP ALEMANY HS)

Single Game Highs

Statistic	Value	
Points	30	at North Dakota 11/15/21
Rebounds	7	vs Montana Tech 12/09/23, at Idaho St. 12/30/23
Assists	11	vs Northern Ariz. 01/13/24
Steals	3	8 times
Blocks	2	at Northern Ariz. 01/22/22
FG Made	13	at Sacramento St. 01/23/21
FG Attempts	23	at Sacramento St. 01/23/21
3FG Made	4	vs Northern Ariz. 01/16/21, vs Idaho 01/20/25
3FG Attempts	7	vs Idaho 01/20/25
FT Made	11	vs Northern Ariz. 02/10/22
FT Attempts	12	vs Northern Ariz. 02/10/22

- \*Brandon Whitney became Montana's all-time leader in career assists on March 3, 2025 when he passed head coach Travis DeCuire with his 436th career assist.
- \*Whitney is 9th in program history in scoring with 1,618 points. He has more minutes (4,727) and starts (150) than any other player in Big Sky history. He has played in more games than any other player in Montana history.
- \*Big Sky Tournament MVP, Second Team All-Big Sky, Big Sky All-Defensive Team, and Preseason All-Big Sky this season.
- \*He averaged 10.0+ PPG in his first four seasons at Montana. He's just the 3rd player in program history with four seasons of double-digit scoring.

2024-25 GAME-BY-GAME STATISTICS

- Broke head coach Travis DeCuire's career assist record at Montana in the regular season finale, recording his 436th assist. Is up to 442 now.
- Made his 150th career start, the most in Big Sky history, in the conference championship game.
- Second Team All-Big Sky and a member of the league's All-Defensive Team this season.
- Montana is 15-0 when Brandon Whitney scores in double figures this season. They are 10-9 when he's held to single digits.
  - o Whitney averages 11.2 points on nearly seven shots per game in wins.
  - o He is held to just 4.7 points on fewer than four shots per game in losses.
- Ranks 9th in program history with 1,618 career points. He trails Michael Oguine by 29 points for 8th.
- More starts (150) and minutes (4,727) than any player in Big Sky history. Ranks in the top 100 in minutes played in NCAA history.
- Has scored in double figures in 6 of the last 9 games. He's been in double figures 15 times this season with a high of 24 points vs. Northern Arizona in the Big Sky Second Round.
- He has played at least 30 minutes in seven straight games, and has eclipsed the half-hour mark 18 times this season.
- Made multiple threes in the Big Sky championship game. Just the 13th time in his career with 2+ threes in a game. He's made 3+ just three times.
- Regular season Big Sky ranks in conference play
  - o 13th in assists (2.7 APG)
- Has shot above 50 percent 22 times this season, including six of the previous seven games.
- Has led Montana in minutes 13 times this season, most on the team. Has also led in scoring 6 times and assists 10.
- averaged 10.8 PPG at home, but just 5.8 PPG on the road. In 3 neutral site games, he's averaging 16.3 PPG.
- Averaging career low 9.5 points per game. Averaged at least 10.0 PPG in first four seasons at Montana.
- Recorded 100th career steal against Northern Colorado (1/11).
- Held Preseason Big Sky MVP Trent McLaughlin without a made three and limited him to just 28 percent shooting in the first meeting with NAU. Also didn't allow McLaughlin to make a three for the first time this season.
- Made his 500th field goal in the win over Montana Tech (12/10). He's just the 12th player in program history with at least 500 career baskets.

#12 WHITNEY, Brandon

Opponent	Date	GS	MIN	Total		3-Pointers		Free throws		Rebounds		PF	A	TO	BLK	STL	PTS	AVG			
				FG-FGA	PCT	3FG-3FGA	PCT	FT-FTA	PCT	OFF	DEF								TOT	AVG	
Hawaii Hilo	11/04/2024	*	27:39	4-7	.571	0-1	.000	3-4	.750	0	4	4	4.0	1	1	0	0	11	11.0		
at Oregon	11/08/2024	*	34:45	1-3	.333	0-0	.000	1-2	.500	0	4	4	4.0	2	1	1	0	3	7.0		
Northwest Indian	11/10/2024	*	25:40	4-7	.571	0-2	.000	2-2	1.000	0	4	4	4.0	2	4	0	2	10	8.0		
at Tennessee	11/13/2024	*	28:10	0-4	.000	0-2	.000	1-2	.500	0	1	1	3.3	0	1	0	0	1	6.3		
at Utah St.	11/18/2024	*	37:55	3-4	.750	0-0	.000	2-5	.400	1	2	3	3.2	2	5	1	0	8	6.6		
Denver	11/24/2024	*	34:45	2-8	.250	0-1	.000	0-0	.000	0	2	2	3.0	2	2	2	0	1	4	6.2	
Utah Tech	11/25/2024	*	31:18	6-11	.545	0-0	.000	4-5	.800	3	0	3	3.0	1	0	2	0	16	7.6		
CSUN	11/27/2024	*	31:26	2-5	.400	0-1	.000	6-6	1.000	1	3	4	3.1	0	2	1	0	10	7.9		
South Dakota St.	12/04/2024	*	32:58	5-7	.714	2-2	1.000	0-0	.000	1	2	3	3.1	1	3	3	1	12	8.3		
at St. Thomas (MN)	12/07/2024	*	33:03	1-5	.200	1-2	.500	0-0	.000	0	1	1	2.9	3	8	2	0	1	3	7.8	
Montana Tech	12/10/2024	*	29:31	5-6	.833	0-1	.000	2-3	.667	0	1	1	2.7	2	6	1	0	12	8.2		
at UNI	12/16/2024	*	26:07	3-4	.750	0-0	.000	2-2	1.000	0	1	1	2.6	0	4	0	0	1	8	8.2	
at San Francisco	12/21/2024	*	14:56	1-1	1.000	0-0	.000	0-0	.000	1	1	2	2.5	0	0	1	0	2	7.7		
at Eastern Wash.	01/02/2025	*	26:31	1-5	.200	0-2	.000	5-5	1.000	1	2	3	2.6	2	8	0	0	1	7	7.6	
at Idaho	01/04/2025	*	15:31	0-1	.000	0-0	.000	0-0	.000	0	1	1	2.5	0	0	0	0	0	0	7.1	
Northern Ariz.	01/09/2025	*	38:31	5-7	.714	2-2	1.000	4-4	1.000	0	2	2	2.4	0	3	0	0	16	7.7		
Northern Colo.	01/11/2025	*	29:12	3-6	.500	0-2	.000	0-0	.000	1	0	1	2.4	0	4	2	0	2	6	7.6	
at Weber St.	01/16/2025	*	29:09	3-8	.375	1-3	.333	0-0	.000	0	2	2	2.3	2	0	1	0	1	7	7.6	
at Idaho St.	01/18/2025	*	17:14	2-6	.333	1-2	.500	0-3	.000	2	1	3	2.4	3	2	0	0	1	5	7.4	
Idaho	01/20/2025	*	35:28	6-12	.500	4-7	.571	2-2	1.000	1	1	2	2.4	2	1	1	0	1	18	8.0	
Montana St.	01/25/2025	*	24:59	3-5	.600	1-1	1.000	2-2	1.000	0	0	0	2.2	1	2	1	0	1	9	8.0	
Portland St.	01/30/2025	*	33:04	8-9	.889	0-0	.000	3-4	.750	1	0	1	2.2	1	4	0	0	1	19	8.5	
Sacramento St.	02/01/2025	*	25:00	1-4	.250	0-2	.000	2-2	1.000	1	1	2	2.2	1	3	0	0	0	4	8.3	
at Northern Colo.	02/06/2025	*	31:09	3-5	.600	1-2	.500	2-3	.667	0	1	1	2.1	0	3	0	0	3	9	8.3	
at Northern Ariz.	02/08/2025	*	28:58	2-3	.667	0-1	.000	0-0	.000	0	2	2	2.1	1	4	3	0	2	4	8.2	
Idaho St.	02/13/2025	*	24:31	3-5	.600	0-0	.000	4-4	1.000	0	1	1	2.1	4	1	1	0	10	8.2		
Weber St.	02/15/2025	*	25:46	2-6	.333	1-3	.333	0-0	.000	0	2	2	2.1	0	4	0	0	1	5	8.1	
at Montana St.	02/22/2025	*	33:38	7-10	.700	0-0	.000	3-3	1.000	1	4	5	2.2	1	2	0	0	17	8.4		
at Sacramento St.	02/27/2025	*	34:07	5-6	.833	0-0	.000	8-8	1.000	0	2	2	2.2	1	4	0	0	1	18	8.8	
at Portland St.	03/01/2025	*	33:39	1-2	.500	0-1	.000	4-4	1.000	1	2	3	2.2	3	1	1	0	0	6	8.7	
Eastern Wash.	03/03/2025	*	37:16	5-9	.556	0-1	.000	3-3	1.000	0	2	2	2.2	0	3	0	0	13	8.8		
vs Northern Ariz.	03/09/2025	*	34:17	8-9	.889	1-1	1.000	7-8	.875	0	1	1	2.2	1	1	2	0	0	24	9.3	
vs Idaho	03/11/2025	*	31:53	3-7	.429	1-3	.333	0-0	.000	0	6	6	2.3	1	2	0	0	0	7	9.2	
vs Northern Colo.	03/12/2025	*	34:48	7-9	.778	2-2	1.000	2-2	1.000	0	1	1	2.2	1	3	1	0	1	18	9.5	
Totals			34	1012:54	115-206	.558	18-47	.383	74-88	.841	16	60	76	2.2	41	92	27	1	23	322	9.5

Player Averages

Games Played	Minutes/game	Points/game	FG Pct	3FG Pct	FT Pct	Rebounds/game	Assists/game	Turnovers/game	Assist/Turnover ratio	Steals/game	Blocks/game
34	29.8	9.5	55.8	38.3	84.1	2.2	2.7	0.8	3.4	0.7	0.0

WHITNEY'S CAREER STATISTICS

				Field Goals		3-Point		F-Throws		Rebounds				Scoring						
SEASON	TEAM	GP-GS	MIN/AVG	FG-FGA	FG%	3FG-3FGA	3FG%	FT-FTA	FT%	OFF	DEF	TOT	AVG	PF-FO	A	TO	BLK	STL	PTS	AVG
2020-21	Mont	28-27	818/29.2	99-212	.467	14-45	.311	67-92	.728	17	37	54	1.9	58-0	70	56	3	23	279	10.0
2021-22	Mont	29-29	875/30.2	108-225	.480	9-32	.281	95-120	.792	20	46	66	2.3	74-1	61	37	7	25	320	11.0
2022-23	Mont	29-29	886/30.6	127-224	.567	11-34	.324	60-79	.759	15	51	66	2.3	63-0	71	45	2	20	325	11.2
2023-24	Mont	36-31	1135/31.5	134-263	.510	13-32	.406	91-112	.813	12	92	104	2.9	53-0	148	48	3	22	372	10.3
2024-25	Mont	34-34	1013/29.8	115-206	.558	18-47	.383	74-88	.841	16	60	76	2.2	41-0	92	27	1	23	322	9.5
TOTAL		156-150	4727/30.3	583-1130	.516	65-190	.342	387-491	.788	80	286	366	2.3	289-1	442	213	16	113	1618	10.4







ZACK DAVIDSON

R-FRESHMAN  
FORWARD | 6-9 / 224  
SANTA ANA, CALIFORNIA  
(MATER DEI HS)

Single Game Highs

Statistic	Value	
Points	8	vs Northwest Indian 11/10/24
Rebounds	10	vs Northwest Indian 11/10/24
Assists	1	vs Northern Ariz. 01/09/25
Steals	1	at Tennessee 11/13/24, at Oregon 11/08/24, vs Northwest Indian 11/10/24
Blocks	1	vs Northern Ariz. 01/09/25
FG Made	4	vs Northwest Indian 11/10/24
FG Attempts	8	vs Northwest Indian 11/10/24
FT Made	4	at Oregon 11/08/24
FT Attempts	4	at Oregon 11/08/24

\*Davidson redshirted in 2023-24.  
\*The forward saw limited minutes this season in Montana's post rotation. He's a skilled big man with his back to the basket, and has a good array of post moves.  
\*Davidson's parents were both D-I athletes at the University of Nevada, and his older brother Nick is currently on the Nevada roster. He was a preseason All-Mountain West selection this year.

2024-25 GAME-BY-GAME STATISTICS

• Has appeared in 15 games this year, and eight Big Sky Conference games.

#14 DAVIDSON, Zack

Opponent	Date	GS	MIN	Total		3-Pointers		Free throws		Rebounds				PF	A	TO	BLK	STL	PTS	AVG
				FG-FGA	PCT	3FG-3FGA	PCT	FT-FTA	PCT	OFF	DEF	TOT	AVG							
Hawaii Hilo	11/04/2024		13:05	3-5	.600	0-0	.000	1-2	.500	3	3	6	6.0	1	0	1	0	0	7	7.0
at Oregon	11/08/2024		10:12	1-3	.333	0-0	.000	4-4	1.000	1	2	3	4.5	1	0	0	0	1	6	6.5
Northwest Indian	11/10/2024		17:27	4-8	.500	0-0	.000	0-3	.000	5	5	10	6.3	1	0	0	0	1	8	7.0
at Tennessee	11/13/2024		06:04	1-1	1.000	0-0	.000	0-0	.000	0	0	0	4.8	2	0	1	0	1	2	5.8
at Utah St.	11/18/2024		09:30	2-2	1.000	0-0	.000	0-1	.000	1	1	2	4.2	2	0	1	0	0	4	5.4
Denver	11/24/2024		00:34	0-0	.000	0-0	.000	0-0	.000	0	0	0	3.5	2	0	0	0	0	0	4.5
at UNI	12/16/2024		04:51	0-0	.000	0-0	.000	1-2	.500	0	1	1	3.1	2	0	0	0	0	1	4.0
Northern Ariz.	01/09/2025		13:31	1-1	1.000	0-0	.000	0-0	.000	0	0	0	2.8	2	1	1	1	0	2	3.8
Northern Colo.	01/11/2025		07:20	1-1	1.000	0-0	.000	0-1	.000	0	1	1	2.6	1	0	1	0	0	2	3.6
at Weber St.	01/16/2025		02:21	0-0	.000	0-0	.000	0-0	.000	0	0	0	2.3	1	0	0	0	0	0	3.2
at Idaho St.	01/18/2025		01:30	0-0	.000	0-0	.000	0-0	.000	0	0	0	2.1	0	0	0	0	0	0	2.9
Montana St.	01/25/2025		02:22	0-0	.000	0-0	.000	0-0	.000	0	0	0	1.9	0	0	1	0	0	0	2.7
Sacramento St.	02/01/2025		06:07	1-1	1.000	0-0	.000	2-2	1.000	0	2	2	1.9	4	0	0	0	0	4	2.8
at Northern Ariz.	02/08/2025		06:27	0-0	.000	0-0	.000	0-0	.000	0	0	0	1.8	0	0	0	0	0	0	2.6
Eastern Wash.	03/03/2025		00:08	0-0	.000	0-0	.000	0-0	.000	0	0	0	1.7	0	0	0	0	0	0	2.4
Totals		0	101:29	14-22	.636	0-0	.000	8-15	.533	10	15	25	1.7	19	1	6	1	3	36	2.4

Player Averages

Games Played	Minutes/ game	Points/ game	FG Pct	3FG Pct	FT Pct	Rebounds/ game	Assists/ game	Turnovers/ game	Assist/Turnover ratio	Steals/ game	Blocks/ game
15	6.8	2.4	63.6	0.0	53.3	1.7	0.1	0.4	0.2	0.2	0.1

DAVIDSON'S CAREER STATISTICS

				Field Goals		3-Point		F-Throws		Rebounds									Scoring	
SEASON	TEAM	GP-GS	MIN/AVG	FG-FGA	FG%	3FG-3FGA	3FG%	FT-FTA	FT%	OFF	DEF	TOT	AVG	PF-FO	A	TO	BLK	STL	PTS	AVG
2024-25	Mont	15-0	101/6.8	14-22	.636	0-0	.000	8-15	.533	10	15	25	1.7	19-0	1	6	1	3	36	2.4
TOTAL		15-0	101/6.8	14-22	.636	0-0	.000	8-15	.533	10	15	25	1.7	19-0	1	6	1	3	36	2.4





JALEN  
FOY

JUNIOR  
FORWARD | 6-7 / 215  
LAS VEGAS, NEVADA  
(NORTHEASTERN JC)

Single Game Highs		
Statistic	Value	
Points	5	vs Sacramento St. 02/01/25
Rebounds	4	at UNI 12/16/24, vs Montana Tech 12/10/24
Assists	2	vs Idaho St. 02/13/25, vs Sacramento St. 02/01/25
Blocks	2	at UNI 12/16/24
FG Made	2	vs Sacramento St. 02/01/25
FG Attempts	5	at UNI 12/16/24
3FG Made	1	vs Sacramento St. 02/01/25, vs Montana Tech 12/10/24
3FG Attempts	4	at UNI 12/16/24
FT Made	2	at Idaho St. 01/18/25
FT Attempts	3	at Idaho St. 01/18/25

- \*Foy is one of three non-DI transfers for Montana this year. He comes to Missoula from Northeastern Junior College in Sterling, Colo.
- \*He was a 1st Team All Region player after averaging 14.1 points and 8.2 rebounds in 26 games last season.
- \*Foy said that he is a do-everything type of player that can score, rebound, defend, and make plays for his teammates.
- \*He had a limited role in 2024-25.

2024-25 GAME-BY-GAME STATISTICS

• Has appeared in 16 games this year, including 9 Big Sky regular season games and two tournament games.

#15 FOY, Jalen																
		Total		3-Pointers		Free throws		Rebounds								
Opponent	Date	GS	MIN	FG-FGA	PCT	3FG-3FGA	PCT	FT-FTA	PCT	OFF	DEF	TOT	AVG	PF	A	TO
at Utah St.	11/18/2024		04:16	0-0	.000	0-0	.000	0-0	.000	0	0	0	0.0	1	0	1
Utah Tech	11/25/2024		04:07	0-1	.000	0-0	.000	0-0	.000	0	0	0	0.0	0	0	1
Montana Tech	12/10/2024		09:25	1-3	.333	1-2	.500	0-0	.000	2	2	4	1.3	0	0	1
at UNI	12/16/2024		20:14	1-5	.200	0-4	.000	0-0	.000	2	2	4	2.0	4	0	2
at San Francisco	12/21/2024		04:53	0-1	.000	0-0	.000	0-0	.000	0	2	2	2.0	1	0	0
at Eastern Wash.	01/02/2025		01:45	0-0	.000	0-0	.000	0-0	.000	0	0	0	1.7	0	0	0
at Idaho	01/04/2025		01:55	0-0	.000	0-0	.000	0-0	.000	0	0	0	1.4	1	0	0
Northern Colo.	01/11/2025		03:16	0-0	.000	0-0	.000	0-0	.000	0	0	0	1.3	1	0	0
at Idaho St.	01/18/2025		01:30	0-0	.000	0-0	.000	2-3	.667	0	0	0	1.1	0	0	0
Portland St.	01/30/2025		04:45	0-0	.000	0-0	.000	0-0	.000	0	2	2	1.2	1	0	0
Sacramento St.	02/01/2025		09:24	2-3	.667	1-2	.500	0-0	.000	1	0	1	1.2	3	2	0
Idaho St.	02/13/2025		11:51	0-2	.000	0-2	.000	0-0	.000	1	0	1	1.2	0	2	1
Weber St.	02/15/2025		05:46	1-2	.500	0-1	.000	0-0	.000	0	0	0	1.1	0	0	0
Eastern Wash.	03/03/2025		00:08	0-0	.000	0-0	.000	0-0	.000	0	0	0	1.0	0	0	0
vs Northern Ariz.	03/09/2025		01:57	0-0	.000	0-0	.000	0-0	.000	0	0	0	0.9	0	0	0
vs Idaho	03/11/2025		02:22	0-0	.000	0-0	.000	0-0	.000	0	0	0	0.9	0	0	0
Totals		0	87:33	5-17	.294	2-11	.182	2-3	.667	6	8	14	0.9	12	4	4

Player Averages											
Games Played	Minutes/ game	Points/ game	FG Pct	3FG Pct	FT Pct	Rebounds/ game	Assists/ game	Turnovers/ game	Assist/Turnover ratio	Steals/ game	Blocks/ game
16	5.5	0.9	29.4	18.2	66.7	0.9	0.3	0.3	1.0	0.0	0.2

FOY’S CAREER STATISTICS

				Field Goals		3-Point		F-Throws		Rebounds									Scoring	
SEASON	TEAM	GP-GS	MIN/AVG	FG-FGA	FG%	3FG-3FGA	3FG%	FT-FTA	FT%	OFF	DEF	TOT	AVG	PF-FO	A	TO	BLK	STL	PTS	AVG
2024-25	Mont	16-0	88/5.5	5-17	.294	2-11	.182	2-3	.667	6	8	14	0.9	12-0	4	4	3	0	14	0.9
TOTAL		16-0	88/5.5	5-17	.294	2-11	.182	2-3	.667	6	8	14	0.9	12-0	4	4	3	0	14	0.9





AUSTIN PATTERSON

SENIOR

GUARD | 6-3 / 185

SONORA, CALIFORNIA

(SACRAMENTO STATE)

Single Game Highs

Statistic	Value	
Points	29	vs Northern Colo. 02/17/24
Rebounds	10	vs Eastern Wash. 02/02/23
Assists	5	at Stanford 11/10/23
Steals	4	at Eastern Wash. 01/07/23, vs Idaho 03/11/25
Blocks	2	vs Montana 01/27/24, vs Idaho 01/20/25, at St. Thomas (MN) 12/07/24
FG Made	10	vs Northern Colo. 02/17/24
FG Attempts	15	at Montana St. 02/24/24, vs Montana St. 03/12/24
3FG Made	7	vs Northern Colo. 02/17/24
3FG Attempts	11	vs Stanislaus St. 12/28/22
FT Made	7	vs Montana 01/27/24
FT Attempts	8	vs Montana 01/27/24

**\*Patterson is no stranger to the Big Sky, transferring to Montana after two years at Saramento St. He averaged 9.5 points per game last year, and led a surprising tourney run that saw the 10th-seeded Hornets reach semifinals.**  
**\*The guard has been a key rotation player for Montana this season as the 7th man off the bench, averaging 20 minutes per contest as a three-point threat.**  
**\*Now in his third school, Patterson originally talked with Montana before his transfer to Sacramento St. and said that he came to UM to win a Big Sky title, a goal he has achieved.**

2024-25 GAME-BY-GAME STATISTICS

- Had his best game of the season in the Big Sky Semifinal win over Idaho, scoring a team-high 20 points on 5-of-10 shooting from three.
- Held scoreless in four of the last five games of the regular season, but went on to average 10.0 points per game at the Big Sky Tournament.
- Scored in double figures six times this season, including twice in Big Sky play.
- Has made a three pointer in 24 of the 34 games this season.
- Needs 18 more points to reach 1,000 in his career.
- Has 38 made three pointers this season, shooting 38-of-96 (.396) from three-point range.
- Over half of his made field goals this year have been from beyond the arc.
- Made his 200th career three pointer in the Big Sky semifinal win over Idaho.
- Against his former team (Sacramento State), Patterson had one of his best performances of the season with 11 points, 3 assists and 3 made three pointers. He scored all 11 of his points in the first half as Montana raced ahead and cruised to a 28-point win.
- Will be making his 149th career appearance.
- Has appeared in every game this season for Montana, and has scored in 28 of the 34 games.
- Assistant coach Jay Flores gave Patterson and Kai Johnson the nickname “Bash Bros” this year after Fulton Reed and Dean Portman from D2: The Mighty Ducks.

#20 PATTERSON, Austin

Opponent	Date	GS	MIN	Total		3-Pointers		Free throws		Rebounds				PF		A	TO	BLK	STL	PTS	AVG
				FG-FGA	PCT	3FG-3FGA	PCT	FT-FTA	PCT	OFF	DEF	TOT	AVG								
Hawaii Hilo	11/04/2024		23:41	5-9	.556	1-5	.200	1-2	.500	1	2	3	3.0	2	1	0	1	1	12	12.0	
at Oregon	11/08/2024		23:39	2-5	.400	1-3	.333	0-0	.000	0	3	3	3.0	2	0	2	1	0	5	8.5	
Northwest Indian	11/10/2024		20:17	1-6	.167	1-6	.167	2-2	1.000	0	2	2	2.7	0	1	1	1	0	5	7.3	
at Tennessee	11/13/2024		25:27	2-5	.400	1-4	.250	0-0	.000	0	2	2	2.5	0	1	0	0	1	5	6.8	
at Utah St.	11/18/2024		14:15	2-2	1.000	1-1	1.000	0-0	.000	0	2	2	2.4	1	1	2	0	1	5	6.4	
Denver	11/24/2024		22:16	6-8	.750	3-5	.600	1-2	.500	0	4	4	2.7	0	2	0	1	2	16	8.0	
Utah Tech	11/25/2024		16:50	2-5	.400	1-4	.250	0-0	.000	0	3	3	2.7	1	0	2	0	1	5	7.6	
CSUN	11/27/2024		08:52	0-2	.000	0-2	.000	0-0	.000	0	1	1	2.5	0	0	0	0	2	0	6.6	
South Dakota St.	12/04/2024		17:46	5-7	.714	3-5	.600	0-0	.000	1	1	2	2.4	3	1	1	1	0	13	7.3	
at St. Thomas (MN)	12/07/2024		22:14	1-3	.333	0-1	.000	0-0	.000	0	2	2	2.4	1	0	2	2	1	2	6.8	
Montana Tech	12/10/2024		20:56	1-3	.333	1-3	.333	0-0	.000	0	3	3	2.5	1	0	1	0	0	3	6.5	
at UNI	12/16/2024		12:41	0-2	.000	0-2	.000	2-2	1.000	0	1	1	2.3	0	1	0	0	0	2	6.1	
at San Francisco	12/21/2024		12:33	1-1	1.000	1-1	1.000	0-0	.000	0	1	1	2.2	0	1	0	1	0	3	5.8	
at Eastern Wash.	01/02/2025		20:25	4-5	.800	3-4	.750	3-4	.750	0	2	2	2.2	2	0	2	0	0	14	6.4	
at Idaho	01/04/2025		28:14	4-6	.667	1-2	.500	0-0	.000	0	1	1	2.1	1	0	0	0	1	9	6.6	
Northern Ariz.	01/09/2025		20:28	2-3	.667	1-2	.500	0-0	.000	0	4	4	2.3	1	1	2	1	0	5	6.5	
Northern Colo.	01/11/2025		17:23	0-2	.000	0-1	.000	0-0	.000	0	1	1	2.2	0	0	2	1	1	0	6.1	
at Weber St.	01/16/2025		20:29	1-2	.500	1-2	.500	2-2	1.000	1	4	5	2.3	0	1	0	0	2	5	6.1	
at Idaho St.	01/18/2025		20:07	2-3	.667	1-2	.500	0-0	.000	0	0	0	2.2	0	2	0	0	0	5	6.0	
Idaho	01/20/2025		15:47	3-7	.429	1-4	.250	2-3	.667	0	2	2	2.2	1	1	1	2	1	9	6.2	
Montana St.	01/25/2025		16:26	1-1	1.000	0-0	.000	0-0	.000	0	1	1	2.1	1	0	0	0	1	2	6.0	
Portland St.	01/30/2025		13:50	2-2	1.000	2-2	1.000	2-2	1.000	0	0	0	2.0	1	0	1	0	0	8	6.0	
Sacramento St.	02/01/2025		22:01	4-7	.571	3-6	.500	0-0	.000	0	2	2	2.0	1	3	1	0	0	11	6.3	
at Northern Colo.	02/06/2025		22:32	1-2	.500	1-2	.500	0-0	.000	0	0	0	2.0	1	0	4	0	0	3	6.1	
at Northern Ariz.	02/08/2025		22:46	3-5	.600	2-4	.500	0-0	.000	0	0	0	1.9	0	1	1	0	2	8	6.2	
Idaho St.	02/13/2025		23:29	1-4	.250	1-3	.333	0-0	.000	1	3	4	2.0	2	1	0	0	0	3	6.1	
Weber St.	02/15/2025		11:18	0-3	.000	0-2	.000	0-0	.000	0	0	0	1.9	1	0	1	0	0	0	5.9	
at Montana St.	02/22/2025		08:32	0-0	.000	0-0	.000	0-0	.000	0	0	0	1.8	3	0	0	0	0	0	5.6	
at Sacramento St.	02/27/2025		27:09	0-1	.000	0-1	.000	0-0	.000	0	4	4	1.9	1	1	2	1	0	0	5.4	
at Portland St.	03/01/2025		31:53	1-3	.333	1-3	.333	2-2	1.000	0	6	6	2.0	2	1	0	1	0	5	5.4	
Eastern Wash.	03/03/2025		16:00	0-2	.000	0-2	.000	0-0	.000	0	0	0	2.0	0	1	1	0	0	0	5.3	
vs Northern Ariz.	03/09/2025		21:44	2-3	.667	1-1	1.000	0-0	.000	0	4	4	2.0	4	0	2	0	1	5	5.3	
vs Idaho	03/11/2025		27:12	6-11	.545	5-10	.500	3-4	.750	0	6	6	2.2	4	2	1	0	4	20	5.7	
vs Northern Colo.	03/12/2025		16:23	0-1	.000	0-1	.000	5-6	.833	2	4	6	2.3	3	1	0	0	0	5	5.7	
Totals		0	665:34	65-131	.496	38-96	.396	25-31	.806	6	71	77	2.3	40	25	32	14	22	193	5.7	

Player Averages

Games Played	Minutes/game	Points/game	FG Pct	3FG Pct	FT Pct	Rebounds/game	Assists/game	Turnovers/game	Assist/Turnover ratio	Steals/game	Blocks/game
34	19.6	5.7	49.6	39.6	80.6	2.3	0.7	0.9	0.8	0.6	0.4

PATTERSON'S CAREER STATISTICS

				Field Goals		3-Point		F-Throws		Rebounds									Scoring	
SEASON	TEAM	GP-GS	MIN/AVG	FG-FGA	FG%	3FG-3FGA	3FG%	FT-FTA	FT%	OFF	DEF	TOT	AVG	PF-FO	A	TO	BLK	STL	PTS	AVG
2020-21	WOF	16-0	140/8.7	9-28	.321	6-23	.261	0-0	.000	1	12	13	0.8	9-0	9	6	1	4	24	1.5
2021-22	WOF	32-10	755/23.6	66-140	.471	42-94	.447	30-42	.714	3	75	78	2.4	29-0	37	29	3	37	204	6.4
2022-23	SacSt	32-32	1022/32.0	79-204	.387	55-156	.353	25-33	.758	30	90	120	3.8	56-0	41	43	3	28	238	7.4
2023-24	SacSt	34-23	951/28.0	113-257	.440	63-158	.399	34-50	.680	16	103	119	3.5	34-0	59	47	5	31	323	9.5
2024-25	Mont	34-0	666/19.6	65-131	.496	38-96	.396	25-31	.806	6	71	77	2.3	40-0	25	32	14	22	193	5.7
TOTAL FOR Mont		34-0	666/19.6	65-131	.496	38-96	.396	25-31	.806	6	71	77	2.3	40-0	25	32	14	22	193	5.7
TOTAL		148-65	3534/23.9	332-760	.437	204-527	.387	114-156	.731	56	351	407	2.8	168-0	171	157	26	122	982	6.6







ADAM SHOFF

SENIOR  
GUARD | 6-1 / 170  
REDDING, CALIFORNIA  
(SHASTA COLLEGE)

Single Game Highs		
Statistic	Value	
Points	3	at UNI 12/16/24
Rebounds	2	vs Northwest Indian 11/07/23
FG Made	1	at UNI 12/16/24
FG Attempts	4	vs Hawaii Hilo 11/04/24
3FG Made	1	at UNI 12/16/24
3FG Attempts	3	vs Northwest Indian 11/07/23

\*Shoff played in 11 games in 2023-24, and has appeared in 12 this season.  
\*The senior was a deep rotation player this year for Montana. He scored his first career points against Northern Iowa on Dec. 16.  
\*Shoff is an excellent student and teammate at Montana, and an incredibly impactful member of the team even as a walk-on.

2024-25 GAME-BY-GAME STATISTICS

Opponent	Date	GS	MIN	Total		3-Pointers		Free throws		Rebounds				PF A TO BLK				PTS		AVG
				FG-FGA	PCT	3FG-3FGA	PCT	FT-FTA	PCT	OFF	DEF	TOT	AVG							
Hawaii Hilo	11/04/2024		03:26	0-4	.000	0-1	.000	0-0	.000	0	0	0	0.0	0	0	0	0	0	0	0.0
at Oregon	11/08/2024		01:16	0-0	.000	0-0	.000	0-0	.000	0	0	0	0.0	1	0	1	0	0	0	0.0
Northwest Indian	11/10/2024		02:03	0-2	.000	0-2	.000	0-0	.000	0	0	0	0.0	0	0	0	0	0	0	0.0
at Tennessee	11/13/2024		01:04	0-0	.000	0-0	.000	0-0	.000	0	0	0	0.0	0	0	0	0	0	0	0.0
Montana Tech	12/10/2024		01:35	0-2	.000	0-1	.000	0-0	.000	0	1	1	0.2	0	0	0	0	0	0	0.0
at UNI	12/16/2024		01:11	1-1	1.000	1-1	1.000	0-0	.000	0	0	0	0.2	0	0	0	0	0	3	0.5
at Idaho St.	01/18/2025		01:30	0-0	.000	0-0	.000	0-0	.000	0	0	0	0.1	1	0	0	0	0	0	0.4
Portland St.	01/30/2025		00:29	0-0	.000	0-0	.000	0-0	.000	0	0	0	0.1	0	0	0	0	0	0	0.4
Sacramento St.	02/01/2025		03:25	0-1	.000	0-1	.000	0-0	.000	0	0	0	0.1	1	0	0	0	0	0	0.3
at Northern Ariz.	02/08/2025		00:00	0-0	.000	0-0	.000	0-0	.000	0	0	0	0.1	0	0	0	0	0	0	0.3
Weber St.	02/15/2025		00:31	0-0	.000	0-0	.000	0-0	.000	0	0	0	0.1	0	0	1	0	0	0	0.3
Eastern Wash.	03/03/2025		00:08	0-0	.000	0-0	.000	0-0	.000	0	0	0	0.1	0	0	0	0	0	0	0.3
vs Idaho	03/11/2025		00:51	0-0	.000	0-0	.000	0-0	.000	0	0	0	0.1	0	0	0	0	0	0	0.2
Totals		0	17:29	1-10	.100	1-6	.167	0-0	.000	0	1	1	0.1	3	0	2	0	0	3	0.2

Player Averages

Games Played	Minutes/ game	Points/ game	FG Pct	3FG Pct	FT Pct	Rebounds/ game	Assists/ game	Turnovers/ game	Assist/Turnover ratio	Steals/ game	Blocks/ game
13	1.3	0.2	10.0	16.7	0.0	0.1	0.0	0.2	0.0	0.0	0.0

SHOFF'S CAREER STATISTICS

				Field Goals		3-Point		F-Throws		Rebounds				Scoring						
SEASON	TEAM	GP-GS	MIN/AVG	FG-FGA	FG%	3FG-3FGA	3FG%	FT-FTA	FT%	OFF	DEF	TOT	AVG	PF-FO	A	TO	BLK	STL	PTS	AVG
2023-24	Mont	11-0	17/1.6	0-7	.000	0-7	.000	0-0	.000	2	0	2	0.2	4-0	0	0	0	0	0	0.0
2024-25	Mont	13-0	17/1.3	1-10	.100	1-6	.167	0-0	.000	0	1	1	0.1	3-0	0	2	0	0	3	0.2
TOTAL		24-0	35/1.4	1-17	.059	1-13	.077	0-0	.000	2	1	3	0.1	7-0	0	2	0	0	3	0.1





CONNOR  
DICK

SOPHOMORE  
GUARD | 6-3 / 194  
MISSOULA, MONTANA  
(HELLGATE HS)

Single Game Highs		
Statistic	Value	
Points	6	vs Northwest Indian 11/07/23
Rebounds	5	vs Northwest Indian 11/07/23
Assists	1	at Idaho 03/02/24
Steals	1	vs Northwest Indian 11/07/23
Blocks	1	vs Northwest Indian 11/07/23, at Oregon 11/10/23
FG Made	2	vs Northwest Indian 11/07/23
FG Attempts	3	vs Northern Ariz. 01/13/24
3FG Attempts	1	at Nevada 11/29/23
FT Made	2	vs Northwest Indian 11/07/23
FT Attempts	2	vs Northwest Indian 11/07/23

- \*Dick is the only Montanan on the Grizzly roster in 2024-25 and played his high school basketball a half-mile up 6th Street at Hellgate HS.
- \*Connor’s dad, Ryan Dick, was also a Grizzly basketball player and the team’s Most Improved Player award is named after him.
- \*Dick redshirted the 2024-25 season.

2024-25 GAME-BY-GAME STATISTICS

DICK’S CAREER STATISTICS

				Field Goals		3-Point		F-Throws		Rebounds				Scoring						
SEASON	TEAM	GP-GS	MIN/AVG	FG-FGA	FG%	3FG-3FGA	3FG%	FT-FTA	FT%	OFF	DEF	TOT	AVG	PF-FO	A	TO	BLK	STL	PTS	AVG
2023-24	Mont	18-0	39/2.2	3-7	.429	0-1	.000	2-3	.667	3	6	9	0.5	5-0	1	4	2	1	8	0.4
TOTAL		18-0	39/2.2	3-7	.429	0-1	.000	2-3	.667	3	6	9	0.5	5-0	1	4	2	1	8	0.4





(CC OF SAN FRANCISCO)

Statistic	Value
Points	19 vs Eastern Wash. 03/03/25, vs Northwest Indian 11/10/24
Rebounds	10 vs Mississippi Val. 11/13/21, vs La Verne 12/28/21
Assists	4 at St. Thomas (MN) 12/07/24
Steals	2 vs Idaho 02/01/24, at Idaho St. 01/18/25
Blocks	3 at Portland St. 03/01/25, vs CSUN 11/27/24
FG Made	8 vs San Jose St. 12/02/23, at Idaho St. 12/30/23, vs Northwest Indian 11/10/24
FG Attempts	14 at Idaho St. 12/30/23
3FG Made	3 vs Portland St. 01/30/25
3FG Attempts	5 at Montana St. 02/22/25
FT Made	9 at Weber St. 12/28/23
FT Attempts	10 at Weber St. 12/28/23, vs Eastern Wash. 03/03/25

**\*Sawyer had a knee injury that has slowed him early in the season, but concluded the regular season on his best stretch of play with five straight games in double figures.**

Opponent	Date	GS	MIN	Total		3-Pointers		Free throws		Rebounds			PF	A	TO	BLK	STL	PTS	AVG	
				FG-FGA	PCT	3FG-3FGA	PCT	FT-FTA	PCT	OFF DEF	TOT	AVG								
Hawaii Hilo	11/04/2024	*	20:12	5-7	.714	0-2	.000	0-1	.000	2	5	7	7.0	0	0	1	1	10	10.0	
at Oregon	11/08/2024	*	27:38	3-7	.429	0-2	.000	0-0	.000	0	2	2	4.5	1	0	0	0	6	8.0	
Northwest Indian	11/10/2024	*	22:53	8-11	.727	2-3	.667	1-2	.500	4	3	7	5.3	0	2	2	1	0	19	11.7
at Tennessee	11/13/2024	*	22:51	3-8	.375	0-2	.000	0-0	.000	1	2	3	4.8	3	1	2	0	1	6	10.3
Denver	11/24/2024		12:46	1-4	.250	1-3	.333	0-0	.000	0	1	1	4.0	1	2	1	0	0	3	8.8
Utah Tech	11/25/2024	*	11:59	1-2	.500	1-1	1.000	3-4	.750	0	1	1	3.5	1	1	1	0	0	6	8.3
CSUN	11/27/2024	*	23:02	0-3	.000	0-2	.000	5-6	.833	2	4	6	3.9	3	2	4	3	0	5	7.9
South Dakota St.	12/04/2024	*	20:39	1-4	.250	0-1	.000	1-2	.500	0	4	4	3.9	1	0	0	0	1	3	7.3
at St. Thomas (MN)	12/07/2024	*	24:39	2-4	.500	0-0	.000	2-2	1.000	1	3	4	3.9	1	4	2	0	1	6	7.1
at Montana Tech	12/10/2024	*	10:19	1-2	.500	1-1	1.000	0-0	.000	0	2	2	3.7	2	0	2	0	0	3	6.7
at UNI	12/16/2024	*	31:57	5-9	.556	1-3	.333	0-0	.000	0	1	1	3.5	2	1	1	0	1	11	7.1
at San Francisco	12/21/2024	*	32:08	5-10	.500	1-3	.333	2-2	1.000	2	0	2	3.3	4	1	2	0	0	13	7.6
at Eastern Wash.	01/02/2025	*	26:04	1-3	.333	0-1	.000	6-6	1.000	2	2	4	3.4	3	2	0	0	1	8	7.6
at Idaho	01/04/2025	*	23:44	1-2	.500	0-0	.000	3-5	.600	0	2	2	3.3	2	0	4	0	5	7.4	
Northern Ariz.	01/09/2025	*	28:09	4-8	.500	0-1	.000	0-0	.000	1	7	8	3.6	0	2	0	1	0	8	7.5
Northern Colo.	01/13/2025	*	19:39	3-8	.375	1-3	.333	2-3	.667	1	5	6	3.8	1	0	0	0	1	9	7.6
at Weber St.	01/16/2025	*	31:03	6-10	.600	1-2	.500	4-4	1.000	4	3	7	3.9	4	0	2	2	1	17	8.1
at Idaho St.	01/18/2025	*	22:41	3-4	.750	0-0	.000	2-3	.667	1	0	1	3.8	3	1	2	0	2	8	8.1
Idaho	01/20/2025	*	23:43	3-4	.750	0-1	.000	1-2	.500	0	5	5	3.8	3	2	1	1	1	7	8.1
Montana St.	01/25/2025	*	12:16	3-4	.750	0-0	.000	0-1	.000	0	3	3	3.8	4	0	1	1	0	6	8.0
Portland St.	01/30/2025	*	18:56	4-4	1.000	3-3	1.000	0-0	.000	0	3	3	3.8	2	1	0	0	1	11	8.1
Sacramento St.	02/01/2025	*	15:19	4-5	.800	0-0	.000	0-0	.000	1	1	2	3.7	2	2	1	1	0	8	8.1
at Northern Colo.	02/06/2025	*	32:05	6-9	.667	2-2	1.000	1-2	.500	3	4	7	3.8	1	3	1	0	0	15	8.4
at Northern Ariz.	02/08/2025	*	21:05	3-4	.750	0-0	.000	2-2	1.000	0	1	1	3.7	3	1	0	1	0	8	8.4
Idaho St.	02/13/2025	*	19:25	4-8	.5															

Games Played	Minutes/ game	Points/ game	FG Pct	3FG Pct	FT Pct	Rebounds/ game	Assists/ game	Turnovers/ game	Assist/Turnover ratio	Steals/ game	Blocks/ game
33	23.7	9.2	59.0	41.7	72.6	3.9	1.3	1.4	0.9	0.5	0.6

- ## SAWYER'S CAREER STATISTICS

				Field Goals		3-Point		F-Throws		Rebounds								Scoring		
SEASON	TEAM	GP-GS	MIN/AVG	FG-FGA	FG%	3FG-3FGA	3FG%	FT-FTA	FT%	OFF	DEF	TOT	AVG	PF-FO	A	TO	BLK	STL	PTS	AVG
2020-21	CBU	15-0	109/7.3	11-31	.355	4-14	.286	7-12	.583	7	25	32	2.1	14-0	6	10	1	3	33	2.2
2021-22	CBU	17-0	113/6.7	24-39	.615	2-11	.182	16-20	.800	14	26	40	2.4	19-1	10	16	1	3	66	3.9
2023-24	Mont	36-2	584/16.2	122-214	.570	10-38	.263	53-67	.791	32	78	110	3.1	88-4	28	38	16	8	307	8.5
2024-25	Mont	33-32	781/23.7	115-195	.590	20-48	.417	53-73	.726	32	98	130	3.9	75-2	42	45	21	17	303	9.2
TOTAL FOR Mont		69-34	1365/19.8	237-409	.579	30-86	.349	106-140	.757	64	176	240	3.5	163-6	70	83	37	25	610	8.8
TOTAL		101-34	1588/15.7	272-479	.568	36-111	.324	129-172	.750	85	227	312	3.1	196-7	86	109	39	31	709	7.0





## MONTANA BASKETBALL

JENSEN  
BRADTKE

R-FRESHMAN

FORWARD | 6-10 / 220

SANDRINGHAM, AUSTRALIA  
(SAINT MARY'S)

## Single Game Highs

Statistic	Value	
Points	17	at Utah St. 11/18/24
Rebounds	5	at Idaho St. 01/18/25, at Utah St. 11/18/24
Assists	1	4 times
Steals	1	vs South Dakota St. 12/04/24, at Utah St. 11/18/24, vs Montana Tech 12/10/24
Blocks	1	6 times
FG Made	6	at Utah St. 11/18/24
FG Attempts	12	at Utah St. 11/18/24
3FG Made	4	vs Idaho 01/20/25
3FG Attempts	6	at Utah St. 11/18/24
FT Made	3	vs Denver 11/24/24
FT Attempts	3	vs Denver 11/24/24, at Utah St. 11/18/24

\*Bradtke transferred to Montana after redshirting his first year at Saint Mary's.

\*The Australian big man should have an instant impact at Montana at the post. The big man averaged 10.4 rebounds and 6.9 rebounds for the Basketball Australia Centre for Excellence of the NBL One in 2023.

\*His father, Mark, is an Australian Basketball Hall of Famer, playing on four Olympic teams and winning three NBL Championships. His mother, Nicole, was a 12-time winner on the WTA Tour and a two-time Grand Slam winner in mixed doubles, winning the Australian Open and US Open in 1992.

## 2024-25 GAME-BY-GAME STATISTICS

- Has made a three pointer in nine of his 22 appearances this season, shooting 15-of-46 (.326) from the arc.
- Has been in double figures four times this year.
- Matched his season high with five rebounds against Idaho State (1/18).
- Missed the first four games of the season with a knee injury.
- Has appeared in 22 games for Montana, including 13 of the Big Sky Conference games.

## #50 BRADTKE, Jensen

Opponent	Date	GS	MIN	Total		3-Pointers		Free throws		Rebounds				PF	A	TO	BLK	STL	PTS	AVG
				FG-FGA	PCT	3FG-3FGA	PCT	FT-FTA	PCT	OFF	DEF	TOT	AVG							
at Utah St.	11/18/2024		28:50	6-12	.500	3-6	.500	2-3	.667	3	2	5	5.0	4	0	1	1	1	17	17.0
Denver	11/24/2024	*	19:13	2-6	.333	1-5	.200	3-3	1.000	1	2	3	4.0	1	1	1	0	0	8	12.5
Utah Tech	11/25/2024		20:27	1-5	.200	0-2	.000	0-0	.000	0	4	4	4.0	1	0	0	1	0	2	9.0
CSUN	11/27/2024		07:48	1-3	.333	1-2	.500	0-0	.000	0	1	1	3.3	3	0	0	0	0	3	7.5
South Dakota St.	12/04/2024		13:30	0-3	.000	0-3	.000	0-0	.000	0	1	1	2.8	1	0	1	1	1	0	6.0
at St. Thomas (MN)	12/07/2024		16:19	5-9	.556	1-3	.333	0-0	.000	0	2	2	2.7	2	0	0	1	0	11	6.8
Montana Tech	12/10/2024		15:02	1-6	.167	0-5	.000	2-2	1.000	1	3	4	2.9	0	0	2	0	1	4	6.4
at UNI	12/16/2024		03:47	0-2	.000	0-2	.000	0-0	.000	0	0	0	2.5	1	0	0	0	0	0	5.6
at San Francisco	12/21/2024		03:52	0-0	.000	0-0	.000	0-0	.000	0	1	1	2.3	0	0	0	0	0	0	5.0
at Idaho	01/04/2025		02:08	0-1	.000	0-1	.000	0-0	.000	0	0	0	2.1	0	0	0	0	0	0	4.5
Northern Colo.	01/11/2025		03:45	1-2	.500	1-2	.500	0-0	.000	0	1	1	2.0	1	0	1	0	0	3	4.4
at Weber St.	01/16/2025		07:27	0-2	.000	0-1	.000	2-2	1.000	0	1	1	1.9	0	0	0	0	0	2	4.2
at Idaho St.	01/18/2025		23:25	3-6	.500	2-4	.500	2-2	1.000	2	3	5	2.2	0	1	0	0	0	10	4.6
Idaho	01/20/2025		19:24	4-6	.667	4-4	1.000	0-0	.000	1	1	2	2.1	0	0	0	1	0	12	5.1
Montana St.	01/25/2025		13:37	0-1	.000	0-1	.000	0-0	.000	1	0	1	2.1	0	0	0	0	0	0	4.8
Portland St.	01/30/2025		02:15	0-0	.000	0-0	.000	0-0	.000	0	0	0	1.9	0	0	0	0	0	0	4.5
Sacramento St.	02/01/2025		11:22	1-2	.500	0-1	.000	0-0	.000	0	0	0	1.8	0	0	0	1	0	2	4.4
at Northern Ariz.	02/08/2025		06:23	1-2	.500	1-2	.500	0-0	.000	0	0	0	1.7	0	0	0	0	0	3	4.3
Idaho St.	02/13/2025		06:36	2-2	1.000	1-1	1.000	0-0	.000	0	0	0	1.6	0	0	0	0	0	5	4.3
Weber St.	02/15/2025		05:17	0-1	.000	0-1	.000	0-0	.000	0	0	0	1.6	0	1	0	0	0	0	4.1
at Sacramento St.	02/27/2025		00:15	0-0	.000	0-0	.000	0-0	.000	0	0	0	1.5	0	0	0	0	0	0	3.9
Eastern Wash.	03/03/2025		10:35	0-0	.000	0-0	.000	0-0	.000	1	2	3	1.5	0	1	0	0	0	0	3.7
vs Northern Ariz.	03/09/2025		01:27	0-0	.000	0-0	.000	0-0	.000	0	0	0	1.5	1	0	0	0	0	0	3.6
vs Idaho	03/11/2025		10:56	0-3	.000	0-3	.000	0-0	.000	0	1	1	1.5	0	0	0	0	0	0	3.4
Totals			1 253:41	28-74	.378	15-49	.306	11-12	.917	10	25	35	1.5	15	4	6	6	3	82	3.4

## Player Averages

Games Played	Minutes/game	Points/game	FG Pct	3FG Pct	FT Pct	Rebounds/game	Assists/game	Turnovers/game	Assist/Turnover ratio	Steals/game	Blocks/game
24	10.6	3.4	37.8	30.6	91.7	1.5	0.2	0.3	0.7	0.1	0.3

## BRADTKE'S CAREER STATISTICS

				Field Goals		3-Point		F-Throws		Rebounds				Scoring						
SEASON	TEAM	GP-GS	MIN/AVG	FG-FGA	FG%	3FG-3FGA	3FG%	FT-FTA	FT%	OFF	DEF	TOT	AVG	PF-FO	A	TO	BLK	STL	PTS	AVG
2024-25	Mont	24-1	254/10.6	28-74	.378	15-49	.306	11-12	.917	10	25	35	1.5	15-0	4	6	6	3	82	3.4
TOTAL		24-1	254/10.6	28-74	.378	15-49	.306	11-12	.917	10	25	35	1.5	15-0	4	6	6	3	82	3.4



# MONTANA BASKETBALL



## SHORT GAME SUMMARIES

### Nov. 4, 2024 - Montana 92, Hawaii Hilo 61

- Montana blows out non-DI opponent behind Montana newcomer record 27 points from Kai Johnson. The Griz had nine players score, six of whom were playing in their first game at Montana.

### Nov. 7, 2024 - Oregon 79, Montana 48

- Oregon runs away from the Griz in the first half behind solid defense, holding Montana scoreless for over nine minutes. Joe Pridgen has another near double-double with 14 points, 9 rebounds.

### Nov. 10, 2024 - Montana 94, Northwest Indian 44

- Montana wins by 50 for the first time since 2021, dispatching the lower-level Eagles with good defense and balanced scoring. It's the fewest points allowed by Montana since 2021.

### Nov. 13, 2024 - #11 Tennessee 92, Montana 57

- Money Williams makes national news with 30-point outburst to become the first non-SEC player to do it against Tennessee in a decade. The Griz hang in the first half (40-31), but fade away late.

### Nov. 18, 2024 - Utah State 95, Montana 83

- Montana makes a second-half surge to cut the lead to two, but can't overcome the undefeated Aggies. Jensen Bradtke debuts with 17 points, going 3-of-6 from range, and Money has 25+ for second straight game.

### Nov. 24, 2024 - Montana 83, Denver 73

- Joe Pridgen thrills the home crowd with six dunks as Montana wins its first game of the Stew Morrill Classic. Pridgen leads all scorers with 23 points. Jensen Bradtke makes his first career start, and Malik Moore makes his first Griz appearance.

### Nov. 25, 2024 - Montana 69, Utah Tech 66

- Montana goes cold in the first half, failing to score for the final 6:37 to blow a double-digit lead. The Griz figure it out down the stretch as Kai Johnson's steal-and-score puts them ahead by one in the final seconds.

### Nov. 27, 2024 - Montana 83, CSUN 75

- Joe Pridgen wins MVP of the Stew Morrill Classic with a 20-point, 13-rebound double-double that clinches the title game for the Griz. Malik Moore, starting for the second time, leads all scorers with 22 points.

### Dec. 4, 2024 - Montana 71, South Dakota St. 67

- Montana holds on late to take down top 100 NET opponent. Four players score in double figures, led by Malik Moore (16), as Griz outscore SDSU 19-0 in transition and hold Jackrabbits to season-low scoring output.

### Dec. 7, 2024 - St. Thomas 88, Montana 81

- Malik Moore scores career high 30 points on 11-of-13 shooting with career-high six made threes, but Montana comes up short in shootout on the road. St. Thomas has 21-7 advantage in made FTs.

### Dec. 10, 2024 - Montana 89, Montana Tech 60

- Joe Pridgen earns the No. 2 play on Sportscenter's Top 10 with a poster slam in transition as the Griz have best shooting performance of season (57.4%) in blowout win over Tech to finish non-conference home schedule undefeated.

### Dec. 16, 2024 - Northern Iowa 104, Montana 76

- Northern Iowa shoots 69.0 percent in the win, the best percentage allowed by a DeCuire-coached team. The 104 points are the second-most allowed by DeCuire, and most in over 10 years.

### Dec. 21, 2024 - San Francisco 71, Montana 67

- Griz shoot better, rebound, and hang with a top 50 San Francisco team, but comeback falls short. Joe Pridgen has his third double-double, and second in last three games, in the loss.

### Jan. 2, 2025 - Montana 92, Eastern Washington 81

- Montana gets first road win of the year and snaps a four-game losing streak to EWU behind 26 points, 7 assists from Money Williams and 21-point night for Joe Pridgen, which includes another poster dunk for No. 17 on the year.

### Jan. 4, 2025 - Montana 73, Idaho 71

- Griz lead big early, but Idaho comes back and goes ahead by nine in the second half. Montana overcomes its first halftime deficit, riding Kai Johnson's 10-point second half and Money's strong close to improve to 2-0 in one-possession games.

### Jan. 9, 2025 - Montana 81, Northern Arizona 76

- 17-point lead in the first half helps Montana hang on down the stretch and remain undefeated at home and in league play. Brandon Whitney moves into 5th in program history with 398th career assist.

### Jan. 11, 2025 - Northern Colorado 81, Montana 57

- In first-place showdown, Northern Colorado stun Montana and hand DeCuire worst home loss in his 11-year career. Bears dominate paint 52-26 and lead by as many as 32 in the rout.

### Jan. 16, 2025 - Montana 63, Weber State 59

- Malik Moore hits a game-winning three in final minute to lift Griz to third straight road win. Moore and TeJon Sawyer combine for 35 of Montana's 63 points, its fewest total in a win since 2022.

### Jan. 18, 2025 - Idaho State 86, Montana 61

- Idaho State wins the second half 50-17 to overcome eight-point halftime deficit and hand Montana first loss on the road in Big Sky play.

### Jan. 20, 2025 - Montana 72, Idaho 67

- Montana get first wire-to-wire win of season, led by Brandon Whitney's career high four made three-pointers. Bradtke goes 4/4 from three, and Griz win 6th straight and 12th in the last 13 over the Vandals.

### Jan. 25, 2025 - Montana 77, Montana State 70

- Kai Johnson, starting for the first time since November, scores 25 points in his first Brawl to lead Montana to its 9th win in 10 home rivalry games under DeCuire.

### Jan. 30, 2025 - Montana 92, Portland State 78

- Montana shoots 63.6 percent (best since 2016), put six players in double figures (most since 2018), and dominates the Vikings to start 7-2 in league play for the 6th time under DeCuire.

### Feb. 1, 2025 - Montana 87, Sacramento State 59

- Griz blow out Sacramento State as 12 players enter the scoring column, the most for Montana since 2006. Griz hold opponent under 60 for third time this season.

### Feb. 6, 2025 - Montana 86, Northern Colorado 78

- In a first-place showdown, Montana leads by as many as 21 in statement victory over UNC. Griz move into tie for 1st by shooting 62.0 percent from the floor and 62.5 percent from three.

### Feb. 8, 2025 - Montana 83, Northern Arizona 80

- The Griz win for a sixth straight game, shooting over 60 percent for the second time on the road trip. Kai Johnson becomes first player to lead Montana in all three major categories with 22 points, 7 assists, and 5 rebounds as they sweep multiple road trips for the first time in six years.

### Feb. 13, 2025 - Montana 81, Idaho State 68

- Montana get revenge on Idaho State, winning 7th straight game to match longest streak since 2019. Five players in double figures for the Griz, as they rebound one of the nation's best teams on the boards.

### Feb. 15, 2025 - Montana 65, Weber State 78

- Montana overcomes halftime deficit and leans on its defense to complete season sweep of Weber State. Moore leads the team with 22 points, making six three pointers as the Griz win 8th straight game.

### Feb. 22, 2025 - Montana 89, Montana State 85

- Montana leads wire-to-wire to sweep rivalry series behind another big performance from Kai Johnson (23 PTS, 5 REB, 3 STL). DeCuire ties Montana's program record with 221st career win in front of 5,550 rival fans.

### Feb. 27, 2025 - Montana 60, Sacramento State 54

- Griz survive trap game scare, leading by as many as 22 before things got interesting late. DeCuire breaks the program record for all-time wins with his 222nd career victory, and Montana pulls within a game of a Big Sky title.

### March 1, 2025 - Portland State 79, Montana 76 (OT)

- Money Williams nearly carries Montana to a share of the Big Sky title, pouring in 36 points (a new career high) with 33 of them coming after the half-time buzzer. The Griz lead by 10 inside of five minutes, but PSU ends regulation on a 10-0 run to force overtime, where the hosts prevailed by three.

### March 3, 2025 - Montana 83, Eastern Washington 72

- Eagles start the game 9-for-9 from the floor to build a 19-5 lead, but Montana overcome largest deficit this season and close game on a 13-2 run to clinch the program's 13th regular season title in front of a national audience on ESPN 2. Money again leads Montana with 23 points while Brandon Whitney breaks DeCuire's program assist record.

### March 9, 2025 - Montana 74, Northern Arizona 65 (Big Sky Second Round)

- Whitney scores 20 second half points to help Montana overcome 7-point deficit and advance to Big Sky semis for third straight year and 8th time in 10 tries under DeCuire. Whitney & Williams combine for 30 of UM's 44 second half points.

### March 11, 2025 - Montana 78, Idaho 55 (Big Sky Semifinal)

- Patterson's big night (20 points, 6 rebounds, 4 steals) leads Montana to 6th title game under DeCuire in blowout of Idaho. Montana led by as many as 31, holding Idaho under 31 percent shooting on the night.

### March 12, 2025 - Montana 91, Northern Colorado 83 (Big Sky Championship)

- Montana punches 13th ticket to the NCAA Tournament behind a 23-point night from Kai Johnson. Griz shoot 65.2 percent from the floor, the best since 2011, and make 14 straight shots from the 9:31 mark of the first half to the 16:22 mark in the 2nd half. Whitney, Johnson, and Williams earn All-Tournament Team honors.



## MONTANA BASKETBALL



Game #1  
Nov. 4, 2024  
Missoula, Mont.



61 Griz 92

Hawaii Hilo - 61														
Record: 2-1														
NO. Name	Min	FG	3P	FT	Rebounds	Fouls	TP	AS	TO	ST	Blocks	BS	BA	+/-
20 Brody Davis	F 17:31	1-7	0-2	2-2	0 0 0	1 2	4	1	0	0	0	1	22	
21 Nadrick Peat	C 19:52	4-7	0-0	1-1	1 2 3	4 2	9	0	3	0	0	1	-26	
1 Isaiah Hinds	G 18:47	1-4	1-2	0-0	1 2 3	4 0	3	4	2	1	0	1	-24	
2 Julio Montes II	G 18:22	0-6	0-1	0-0	0 1 1	2 1	0	0	2	0	0	2	-24	
5 Jarin Edwards	G 19:42	1-3	1-2	0-1	0 2 2	2 2	3	1	3	0	0	0	-22	
0 Andre Norris	13:05	2-4	1-1	2-2	1 1 2	4 3	7	2	1	1	1	1	-5	
3 John Davis III	18:38	2-5	0-1	1-2	0 0 0	1 0	5	0	1	0	0	1	-8	
6 Jessiya Villa	19:46	4-7	1-1	2-2	2 3 5	0 2	11	1	2	0	0	1	-6	
10 Luke Farrington	14:09	1-3	1-3	0-0	0 0 0	1 0	3	0	1	0	0	0	-5	
24 Julian Roberts	21:05	3-9	0-2	2-2	4 6 6	2 2	8	2	0	0	0	0	-7	
12 Teilyn Villa	14:04	4-6	0-1	0-1	1 2 3	2 1	8	0	0	0	0	1	-4	
34 Daniel Louie	04:59	0-2	0-2	0-0	0 0 0	0 0	0	0	1	0	0	0	-2	
Team					4 6 10									
Totals		23-63	5-18	10-13	12 23 35	22 16	51	11	16	2	1	9	31	

Technical Fouls: NONE

Montana - 92														
Record: 1-0														
NO. Name	Min	FG	3P	FT	Rebounds	Fouls	TP	AS	TO	ST	Blocks	BS	BA	+/-
32 TeJon Sawyer	F 20:12	5-7	0-2	0-1	2 5 7	0 2	10	0	1	1	1	0	25	
0 Money Williams	G 27:19	2-5	1-3	0-0	0 2 2	4 1	5	5	2	0	1	0	-24	
1 Kai Johnson	G 26:46	10-14	1-4	6-7	0 2 2	2 4	27	3	1	3	0	0	30	
11 Joe Pridden	G 23:26	6-7	1-1	1-5	3 5 8	1 4	14	4	0	0	3	0	28	
12 Brandon Whitney	G 27:39	4-7	0-1	3-4	0 1 4	1 6	11	1	0	0	0	0	30	
5 Amari Jenkins	16:07	1-3	0-2	0-0	1 3 4	4 0	2	0	2	1	2	0	-5	
20 Austin Patterson	23:41	5-9	1-5	1-2	1 2 3	2 2	12	1	0	1	1	1	18	
8 Jeremiah Dargan	18:19	2-6	0-3	0-2	3 2 5	1 1	4	1	0	1	1	0	-2	
14 Zack Davidson	13:05	3-5	0-0	1-2	3 3 6	1 2	7	0	1	0	0	0	-2	
22 Adam Shoff	03:26	0-4	0-1	0-0	0 0 0	0 0	0	0	0	0	0	0	-3	
Team					0 2 2									
Totals		38-67	4-22	12-23	13 30 43	16 22	92	15	7	7	9	1	31	

Technical Fouls: NONE

		UHH	MON
Biggest lead	0 (1 <sup>st</sup> 20:00)	35 (2 <sup>nd</sup> 8:42)	
Best Scoring Run	8 (2 <sup>nd</sup> 6:18)	10 (1 <sup>st</sup> 15:13)	
Lead Changes	0		
Times Tied	0		
Time with Lead	00:00	39:02	



44 Griz 94

Northwest Indian - 44														
Record: 0-2														
NO. Name	Min	FG	3P	FT	Rebounds	Fouls	TP	AS	TO	ST	Blocks	BS	BA	+/-
3 Tyasin Burns	G 26:32	0-6	0-3	0-0	0 1 1	2 1 0	6	5	1	0	0	1	-35	
15 Richard Cross	G 16:17	2-6	2-6	0-0	0 1 1	0 0	6	0	0	0	0	0	-18	
23 JD McGee	G 13:58	0-5	0-4	0-0	0 1 1	0 1 0	3	0	0	0	0	0	-16	
30 DJ Holthrusen	G 22:32	6-11	0-0	0-0	0 4 4	3 1 12	1	2	1	0	0	0	-26	
35 Anthony Snow	G 22:32	2-4	0-0	0-0	1 3 4	2 0	4	1	3	0	1	0	-22	
34 Johnnie Williams	15:33	2-6	0-1	0-0	0 0 0	2 0 4	0	1	1	0	0	0	-21	
44 Keenan Kahoeapu	20:59	3-4	0-0	0-0	1 1 2	0 0	6	0	0	0	0	0	-35	
0 Jesse Holby	08:59	0-3	0-0	1-2	0 2 2	3 1 1	1	1	1	0	0	0	-16	
11 Mycole Rodriguez	12:26	2-7	1-4	0-0	0 1 1	0 2 5	0	2	0	0	0	0	-18	
33 Tyrone Lee	09:32	1-3	0-0	0-0	0 3 3	3 0 2	0	0	0	0	0	0	-12	
12 Raeden West	12:10	0-0	0-0	0-0	1 1 2	0 0	1	0	0	1	0	0	-14	
20 Grant Denison	10:01	1-3	0-1	0-0	0 1 1	0 0	2	0	1	0	0	0	-7	
16 Landon Kauka	08:29	1-2	0-1	0-0	0 1 1	2 1 2	2	0	1	0	0	0	-10	
Team					1 2 3									
Totals		20-60	3-20	1-2	4 22 26	17 8	44	12	17	4	1	4	-50	

Technical Fouls: NONE

Montana - 94														
Record: 2-1														
NO. Name	Min	FG	3P	FT	Rebounds	Fouls	TP	AS	TO	ST	Blocks	BS	BA	+/-
32 TeJon Sawyer	F 22:53	8-11	2-3	1-2	4 3 7	0 1	19	2	2	0	1	0	39	
0 Money Williams	G 29:08	2-10	1-4	4-4	1 0 1	2 2	9	7	1	1	0	0	35	
1 Kai Johnson	G 26:22	9-11	3-4	1-1	3 5 8	1 1	22	4	5	2	2	0	28	
11 Joe Pridden	G 21:57	2-3	0-0	4-6	2 7 9	0 4	8	2	0	0	0	0	23	
12 Brandon Whitney	G 25:40	4-7	0-2	2-2	0 4 4	2 2	10	4	0	2	0	0	32	
5 Amari Jenkins	22:43	3-6	1-2	1-2	0 8 8	1 2	8	0	1	1	0	0	26	
20 Austin Patterson	20:17	1-6	1-6	2-2	0 2 2	0 2	5	1	1	0	1	0	29	
8 Jeremiah Dargan	11:30	2-5	1-2	0-0	0 0 0	1 0	5	1	0	2	0	0	16	
14 Zack Davidson	17:27	4-8	0-0	0-3	5 5 0	1 3	8	0	0	1	0	1	22	
22 Adam Shoff	02:03	0-2	0-2	0-0	0 0 0	0 0	0	0	0	0	0	0	-2	
Team					0 1 1									
Totals		35-69	9-25	15-22	15 35 50	8 17	94	21	10	11	4	1	50	

Technical Fouls: NONE

		NWI	MON
Biggest lead	3 (1 <sup>st</sup> 19:01)	52 (2 <sup>nd</sup> 3:30)	
Best Scoring Run	4 (2 <sup>nd</sup> 19:05)	13 (1 <sup>st</sup> 11:38)	
Lead Changes	3		
Times Tied	1		
Time with Lead	01:06	37:44	

Game #2  
Nov. 7, 2024  
Eugene, Ore.

Griz 48 T 79

Montana - 48														
Record: 1-1														
NO. Name	Min	FG	3P	FT	Rebounds	Fouls	TP	AS	TO	ST	Blocks	BS	BA	+/-
32 TeJon Sawyer	F 27:38	3-7	0-2	0-0	0 2 2	1 0	6	0	0	0	0	1	-15	
0 Money Williams	G 26:09	2-13	2-8	2-2	1 3 4	3 2	8	1	4	0	1	0	-29	
1 Kai Johnson	G 22:26	0-7	0-3	0-2	0 1 1	2 4	0	2	1	1	0	1	-8	
11 Joe Pridden	G 29:26	6-7	0-0	2-4	4 5 9	3 3	14	0	2	3	0	0	-21	
12 Brandon Whitney	G 34:45	1-3	0-0	1-2	0 4 4	2 1	3	1	1	0	0	0	-28	
5 Amari Jenkins	12:58	1-2	0-1	0-0	0 2 2	4 0	2	0	1	1	0	0	-12	
20 Austin Patterson	23:39	2-5	1-3	0-0	0 3 3	2 1	5	0	2	0	1	0	-11	
14 Zack Davidson	10:12	1-3	0-0	4-4	1 2 3	1 4	6	0	0	1	0	0	-12	
8 Jeremiah Dargan	11:31	1-3	0-2	2-3	0 0 0	1 2	4	0	0	0	0	0	-15	
22 Adam Shoff	01:16	0-0	0-0	0-0	0 0 0	1 0	0	0	1	0	0	0	-4	
Team					2 1 3									
Totals		17-50	3-19	11-17	8 23 31	20 17	48	4	14	6	2	2	-31	

Technical Fouls: NONE

Oregon - 79														
Record: 2-0														
NO. Name	Min	FG	3P	FT	Rebounds	Fouls	TP	AS	TO	ST	Blocks	BS	BA	+/-
		M-A	M-A	M-A <td>OR<td>DR<td>FF<td>FD<td></td><td></td><td></td><td></td><td></td><td></td></td></td></td></td>	OR <td>DR<td>FF<td>FD<td></td><td></td><td></td><td></td><td></td><td></td></td></td></td>	DR <td>FF<td>FD<td></td><td></td><td></td><td></td><td></td><td></td></td></td>	FF <td>FD<td></td><td></td><td></td><td></td><td></td><td></td></td>	FD <td></td> <td></td> <td></td> <td></td> <td></td> <td></td>						
10 Kwame Evans Jr.	F 23:40	2-5	0-2	2-5	3	4	7	1	5	6	2	1	0	9
21 Brandon Angel	F 22:46	3-6	0-2	1-2	3	2	5	1	1	7	1	2	0	0
32 Nate Bittle	C 25:50	6-12	3-5	2-2	2	7	9	1	2	17	2	0	1	0
3 Jackson Sheldast	G 24:11	3-7	1-2	0-0	1	3	4	3	1	7	4	0	2	0
5 TJ Bamba	G 18:25	4-10	2-6	4-5	0	1	1	2	5	14	2	0	1	0
2 Jadrin Tracey	19:25	5-8	2-5	0-0	0	2	2	0	0	12	1	2	0	0
0 RaHeim Moss	21:26	0-2	0-0	3-4	0	3	3	2	4	3	1	0	2	0
9 Keeshawn Barthelemy	16:43	0-3	0-1	0-0	2	1	3	2	0	0	1	0	2	0
11 Mookie Cook	16:03	3-5	0-1	0-0	0	2	2	2	0	6	0	0	0	0
24 Jamari Phillips	08:55	1-2	1-1	4-5	0	1	1	2	2	7	0	0	1	0
12 James Cooper	01:12	0-0	0-0	0-0	0	0	0	1	0	0	2	0	0	0
14 Jayson Williams-Johnson	00:42	0-0	0-0	0-0	0	0	0	0	0	0	0	1	0	0
22 Drew Carter	00:42	0-0	0-0	0-0	0	0	0	0	0	0	0	0	0	0
Team					2	3	5	0	0	1				
Totals		27-60	9-25	16-23	13	29	42	10	27	70	16	8	9	2
Shooting By Period														
1 <sup>st</sup> FG% 16-37 43.2%														
3 <sup>PT</sup> % 5-15 33.3%														
FT% 7-9 77.8%														
2 <sup>nd</sup> FG% 11-23 47.8%														
3 <sup>PT</sup> % 4-10 40.0%														
FT% 9-14 64.3%														
GM FG% 27-60 45.0%														
3 <sup>PT</sup> % 9-25 35.0%														
FT% 16-23 69.6%														
Dead Ball Rebounds: 4, 0														



## MONTANA BASKETBALL



# Game #5

Nov. 18, 2024  
Logan, Utah

# Griz 83 STATE 95

Record: 2-3												
NO. Name	Min	FG	3P	FT	Rebounds	Fouls	TP	AS	TO	ST	Blocks	+/-
		M-A	M-A	M-A	OR DR TOT	PF FD					BS BA	
5 Amari Jeddins	F 10:11	0-0	0-0	0-0	2 0 2	2 0 0	0	0	0	0	0 0	-12
0 Money Williams	G 34:05	8-19	3-9	6-8	1 3 4	4 8 25	2	6	1	0	1 2	
1 Kai Johnson	G 32:14	3-14	0-7	0-0	0 6 6	3 1 6	4	5	1	3	0 5	
11 Joe Pridden	G 28:44	8-9	1-1	1-3	4 4 8	3 2 18	3	1	1	3	0 2	
12 Brandon Whitney	G 37:55	3-4	0-0	2-5	1 1 2	2 1 4	0	1	1	0	1 -16	
14 Zack Davidson	09:30	2-2	0-0	0-1	1 1 2	2 1 4	0	1	0	0	0 -8	
20 Austin Patterson	14:15	2-2	1-1	0-0	0 2 2	1 0 5	1	2	1	0	0 -20	
50 Jensen Bradtkie	28:50	6-12	3-6	2-3	3 2 5	4 5 17	0	1	1	1 -5		
15 Jalen Foy	04:16	0-0	0-0	0-0	0 0 0	1 0 0	0	1	0	0 -8		
Team					3 2 5	0 0 0						
Totals		32-62	8-24	11-20	15 22 37	23 22 83	15	18	6	7 3	12	

Technical Fouls: Bench 2<sup>nd</sup> 19:20

Shooting By Period		
1 <sup>st</sup> FG%	15-25	60.0%
3PT%	5-10	50.0%
FT%	0-1	0%
2 <sup>nd</sup> FG%	17-37	45.9%
3PT%	3-14	21.4%
FT%	11-19	57.9%
GM FG%	32-62	51.6%
3PT%	8-24	33.3%
FT%	11-20	55.0%

Dead Ball Rebounds: 3, 0

Record: 4-0												
NO. Name	Min	FG	3P	FT	Rebounds	Fouls	TP	AS	TO	ST	Blocks	+/-
		M-A	M-A	M-A	OR DR TOT	PF FD					BS BA	
22 Karson Templin	F 24:35	4-5	0-0	4-9	4 5 9	4 5 12	0	1	2	2	0 3	
4 Ian Martinez	G 35:35	8-15	4-8	16-16	4 3 7	1 8 32	3	0	1	0 4	14	
8 Drake Allen	G 21:12	2-5	1-2	0-0	1 0 1	4 0 5	4	1	1	0 1	8	
12 Mason Falekav	G 34:02	11-17	2-4	1-2	0 3 3	5 3 25	0	2	5	1 1	8	
41 Dexter Akanno	G 22:19	1-4	0-1	6-6	1 2 3	1 3 8	0	3	0	0 0	-1	
20 Isaac Johnson	17:01	3-5	2-4	0-1	0 2 2	1 2 8	0	1	0	0 0	-5	
13 Dayton Albury	12:24	1-4	0-0	0-0	0 0 0	2 0 2	1	2	1	0 0	1 -3	
23 Isaac Davis	09:36	0-1	0-0	1-2	0 1 1	1 1 1	0	1	0	0 0	13	
2 Tucker Anderson	11:15	1-2	0-1	0-0	0 4 4	0 0 0	2	0	0	0 0	13	
5 Jordy Barnes	12:01	0-0	0-0	0-0	0 1 1	3 0 0	0	1	1	2 0	0 10	
Team					2 0 2	0 0 0						
Totals		29-58	9-20	28-36	12 21 33	22 22 95	9	12	11	3 7	12	

Technical Fouls: NONE

	MON	USU
Biggest lead	4 (1 <sup>st</sup> 16:38)	15 (1 <sup>st</sup> 6:36)
Best Scoring Run	12 (2 <sup>nd</sup> 16:01)	9 (1 <sup>st</sup> 10:49)
Lead Changes	3	
Times Tied	2	
Time with Lead	03:27	34:37

Points from	MON	USU
Turnovers	11	27
Paint	42	40
Second Chance	17	13
Fast Breaks	9	10
Bench	26	13

Period by Period Scoring	1st	2nd	TOT
MON	35	48	83
USU	49	46	95

# Game #7

Nov. 25, 2024  
Missoula, Mont.

# 66 Griz 69

Record: 1-6												
NO. Name	Min	FG	3P	FT	Rebounds	Fouls	TP	AS	TO	ST	Blocks	+/-
		M-A	M-A	M-A	OR DR TOT	PF FD					BS BA	
19 Samuel Ariyibi	F 21:00	1-3	0-0	2-4	1 2 3	2 2 4	4	0	1	1	2 0	1
0 Beon Riley	G 37:13	8-15	2-4	0-0	4 6 10	2 2 18	0	0	0	0 0	-4	
6 Justin Bleker	G 32:54	5-12	1-3	2-2	1 4 5	4 4 13	1	1	1	1 -5		
8 Hakim Byrd	G 36:47	4-10	0-4	2-2	1 1 2	2 1 10	5	0	2	0 0	-4	
11 Noa Gonsalves	G 36:52	4-10	1-4	0-0	0 3 3	2 0 9	3	2	2	0 0	-4	
3 Noia Turay	03:13	0-0	0-0	0-0	0 0 0	1 0 0	0	1	0	0 0	-12	
10 Tennessee Rainwater	14:06	4-8	0-2	0-0	0 3 3	5 2 8	1	0	1	0 1	-7	
13 Britton Berrett	16:44	1-4	0-2	0-0	0 4 4	1 1 2	0	1	0	0 0	-5	
23 Stone Hutchings	01:11	1-2	0-0	0-0	0 0 0	0 0 0	2	0	0	0 0	2	
Team					2 1 3	0 0 0						
Totals		28-64	4-19	6-8	9 24 33	19 12 66	10	7	7	3 2	-3	

Technical Fouls: NONE

Shooting By Period		
1 <sup>st</sup> FG%	14-30	46.7%
3PT%	2-8	25.0%
FT%	4-4	100%
2 <sup>nd</sup> FG%	14-34	41.2%
3PT%	2-11	18.2%
FT%	2-4	50%
GM FG%	28-64	43.8%
3PT%	4-19	21.1%
FT%	6-8	75.0%

Dead Ball Rebounds: 2, 0

Record: 4-3												
NO. Name	Min	FG	3P	FT	Rebounds	Fouls	TP	AS	TO	ST	Blocks	+/-
		M-A	M-A	M-A	OR DR TOT	PF FD					BS BA	
32 Te'Jon Sawyer	F 11:59	1-2	1-1	3-4	0 1 1	1 2 6	1	1	1	0	1 -6	
0 Money Williams	G 22:26	3-6	0-1	2-2	0 5 5	0 2 8	2	1	0	0 0	4	
3 Malik Moore	G 25:43	1-8	1-5	0-0	0 5 5	1 1 3	2	0	0	0 1	8	
11 Joe Pridden	G 22:21	4-8	0-1	1-1	4 2 6	3 2 9	1	2	0	0 0	-1	
12 Brandon Whitney	G 31:18	6-11	0-0	4-5	0 3 3	1 4 16	0	2	0	0 1	0	
1 Kai Johnson	29:02	4-6	0-0	8-12	3 2 5	0 7 16	1	1	3	3 1	0 3	
5 Amari Jeddins	15:47	2-4	0-1	0-0	2 3 5	4 0 4	0	1	1	0 0	8	
50 Jensen Bradtkie	20:27	1-5	0-2	0-0	0 4 4	1 0 2	0	0	0	1 0	5	
20 Austin Patterson	16:50	2-5	1-4	0-0	0 3 3	1 1 5	0	2	1	0 0	-6	
15 Jalen Foy	04:07	0-1	0-0	0-0	0 0 0	0 0 0	0	1	0	0 0	0	
Team					1 1 2	0 0 0						
Totals		24-56	3-15	18-24	13 26 39	12 19 69	7	13	5	2 3	3	

Technical Fouls: NONE

	UTT	MON
Biggest lead	5 (2 <sup>nd</sup> 8:56)	11 (1 <sup>st</sup> 12:25)
Best Scoring Run	8 (2 <sup>nd</sup> 19:06)	12 (1 <sup>st</sup> 12:25)
Lead Changes	8	
Times Tied	6	
Time with Lead	13:35	23:52

Points from	UTT	MON
Turnovers	10	12
Paint	42	40
Second Chance	7	13
Fast Breaks	6	13
Bench	12	27

Period by Period Scoring	1st	2nd	TOT
UTT	34	32	66
MON	38	31	69

# Game #6

Nov. 24, 2024  
Missoula, Mont.

# DU 73 Griz 83

Record: 3-3												
NO. Name	Min	FG	3P	FT	Rebounds	Fouls	TP	AS	TO	ST	Blocks	+/-
		M-A	M-A	M-A	OR DR TOT	PF FD					BS BA	
5 Josh Pickett	F 16:06	1-3	0-1	3-4	0 1 1	3 2 5	0	1	1	0 0	0	
1 Nicholas Shogbonyo	G 24:41	4-7	0-2	8-8	2 3 5	2 5 16	0	2	0	0 0	-8	
4 DeAndre Craig	G 30:58	4-8	0-2	1-1	1 7 8	3 2 9	5	2	2	0 0	-10	
13 Josh Lee	G 27:50	2-10	0-2	0-0	1 1 2	3 1 4	0	1	2	0 1	-10	
32 Isaiah Addo-Ankrah	G 23:35	3-8	1-6	3-4	2 3 5	1 1 10	0	0	0	0 1	-12	
24 Isaiah Carr	19:06	2-8	0-0	0-0	4 4 8	3 4 4	0	2	1	2 0	0	
25 Jon Mani	12:52	0-3	0-0	0-0	0 3 3	2 1 0	0	0	0	0 0	2	
0 Sebastian Akins	25:15	7-13	1-5	6-7	0 2 2	1 4 21	0	2	0	0 0	-6	
15 Pedro Lopez Sanvicente	12:12	1-3	0-1	0-0	1 0 1	1 0 2	1	3	0	1 0	-6	
40 Ben Bowen	07:25	1-1	0-0	0-0	2 1 3	1 0 2	1	0	0	0 0	0	
Team					1 1 2	0 0 0						
Totals		25-64	2-19	21-24	14 26 40	20 20 73	7	13	6	3 2	-10	

Technical Fouls: Akins 2<sup>nd</sup> 0:30

Shooting By Period		
1 <sup>st</sup> FG%	9-27	33.3%
3PT%	1-10	10.0%
FT%	5-5	100%
2 <sup>nd</sup> FG%	16-37	43.2%
3PT%	1-9	11.1%
FT%	16-19	84.2%
GM FG%	25-64	39.1%
3PT%	2-19	10.5%
FT%	21-24	87.5%

Dead Ball Rebounds: 2, 0

Montana - 83		Record: 3-3											
NO. Name	Min	FG	3P	FT	Rebounds	Fouls	TP	AS	TO	ST	Blocks	+/-	
		M-A	M-A	M-A	OR DR TOT	PF FD					BS BA		
50 Jensen Bradtkie	F 19:13	2-6	1-5	3-3	1 2 3	1 3 8	1	1	1	0	0	8	
0 Money Williams	G 26:07	5-9	1-4	6-7	0 4 4	2 7 17	3	3	3	0	1 1 5	5	
1 Kai Johnson	G 19:06	2-5	0-2	2-2	0 4 4	3 1 6	1	1	1	1	0	1	
11 Joe Pridden	G 30:58	10-15	1-2	2-2	3 4 7	4 2 23	3	1	2	0	2	10	
12 Brandon Whitney	G 34:45	2-8	0-1	0-0	0 2 2	2 1 4	2	2	2	1	0	15	
3 Malik Moore	22:10	1-5	0-3	2-3	0 1 1	4 3 4	3	2	0	0	0	0	
20 Austin Patterson	22:16	6-8	3-5	1-2	0 4 4	1 0 1	16	2	0	2	1 0 3	3	
32 Te'Jon Sawyer	12:46	1-4	1-3	0-0	0 1 1	1 0 3	2	1	0	0	0	0	
5 Amari Jeddins	08:55	0-0	0-0	0-0	1 2 3	2 1 0	1	0	1	1	0	1	
14 Zack Davidson	00:34	0-0	0-0	0-0	0 0 0	2 0 0	0	0	0	0	0	0	
8 Jeremiah Dargan	03:12	1-1	0-0	0-0	1 0 1	0 0 2	1	0	0	0	0	7	
Team					1 2 3	0 0 0							
Totals		30-61	7-25	16-19	7 26 33	21 19 83	19	10	10	10	10	10	

## MONTANA BASKETBALL



Game #9  
Dec. 4, 2024  
Missoula, Mont.



67 *Griz* 71

South Dakota St. - 67 Record: 7-3

NO. Name	Min	FG	3P	FT	Rebounds	Fouls	TP	AS	TO	ST	Blocks	+/
M-A	M-A	M-A	M-A	OR DR TOT	PF FD						BS BA	
0 William Whorton	F 21:25	4-8	0-0	0-0	2 4 6	3 1	8	1	2	0	2 0	-4
11 Matthew Mors	F 30:11	5-10	2-5	2-3	2 7 9	2 2	14	0	2	2	0 1	-1
1 Owen Larson	G 32:47	3-7	0-4	0-0	0 2 2	3 1	6	3	2	0	1 0	-6
3 Joe Saylor	G 23:22	3-10	1-3	4-4	0 1 1	1 3	11	0	2	1	0 0	-7
10 Kalen Garry	G 28:30	1-13	0-7	2-2	0 6 6	1 2	4	1	2	2	0 1	-4
34 Damon Wilkinson	18:35	7-9	0-0	0	2 5 7	2 1	14	1	0	1	1 0	0
4 Stoney Hadnot	19:39	2-3	1-1	3-3	1 3 4	3 3	8	1	4	1	0 1	-4
14 Jaden Jackson	15:42	0-2	0-2	0-0	0 3 3	1 1	0	3	0	0	0 0	9
5 Nate Barnhart	09:49	1-2	0-1	0-0	0 0 0	0 0	2	0	0	0	0 0	-3
Team					2 1 3	0	0					
Totals		26-64	4-23	11-12	11 30 41	16 14	87	10	15	6	4 4	4

Technical Fouls:Whorton 1<sup>st</sup> 2:24

Shooting By Period	1 <sup>st</sup> FG%	2 <sup>nd</sup> FG%	3 <sup>rd</sup> FG%	GM FG%	FT%	3PT%
1 <sup>st</sup> FG%	11-31 35.5%					
2 <sup>nd</sup> FG%	3-10 30.0%					
3 <sup>rd</sup> FG%	15-33 45.5%					
4 <sup>th</sup> FG%	2-13 15.4%					
5 <sup>th</sup> FG%	8-9 88.9%					
GM FG%	26-64 40.6%					
FT%	4-23 17.4%					
3PT%	11-12 91.7%					

Dead Ball Rebounds: 0, 1

Montana - 71

Record: 6-3

NO. Name	Min	FG	3P	FT	Rebounds	Fouls	TP	AS	TO	ST	Blocks	+/
M-A	M-A	M-A	M-A	OR DR TOT	PF FD						BS BA	
32 TeJon Sawyer	F 20:39	1-4	0-1	1-2	0 4 4	1 1	3	0	0	1	0 1	4
0 Money Williams	G 23:51	2-12	1-6	4-6	1 3 4	2 5	9	4	1	2	0 1	5
3 Malik Moore	G 31:11	7-13	2-7	0-0	0 3 3	1 1	16	1	1	0	0 0	5
11 Joe Pridden	G 33:34	3-6	0-1	5-6	0 8 8	1 3	11	2	2	1	0 0	4
12 Brandon Whitney	G 32:58	5-7	2-2	0-0	1 2 3	1 1	12	3	3	1	1 1	1
50 Jensen Bradtkie	13:30	0-3	0-3	0-0	0 1 1	1 0	0	0	1	1	1 0	0
1 Kai Johnson	14:14	1-3	0-1	1-2	0 1 1	1 0	3	2	0	0	0 0	0
20 Austin Patterson	17:46	5-7	3-5	0-0	1 1 2	3 2	13	1	1	0	0 1	1
5 Amari Jenkins	12:17	2-3	0-0	0-0	1 3 4	1 0	4	0	0	1	0 1	0
Team					1 2 3	0	0					
Totals		26-58	8-26	11-16	5 28 33	14 15	71	14	11	8	4 4	4

Technical Fouls:NONE

Shooting By Period	1 <sup>st</sup> FG%	2 <sup>nd</sup> FG%	3 <sup>rd</sup> FG%	GM FG%	FT%	3PT%
1 <sup>st</sup> FG%	15-31 48.4%					
2 <sup>nd</sup> FG%	3-11 27.3%					
3 <sup>rd</sup> FG%	5-8 62.5%					
4 <sup>th</sup> FG%	11-27 40.7%					
5 <sup>th</sup> FG%	5-15 33.3%					
6 <sup>th</sup> FG%	6-8 75%					
GM FG%	26-58 44.8%					
FT%	8-26 30.8%					
3PT%	11-16 68.8%					

Dead Ball Rebounds: 1, 0

	SDS	MON
Biggest lead	2 (1 <sup>st</sup> 18:04)	13 (1 <sup>st</sup> 7:00)
Best Scoring Run	8 (2 <sup>nd</sup> 16:08)	7 (1 <sup>st</sup> 9:23)
Lead Changes	2	
Times Tied	1	
Time with Lead	00:42	38:02

Points from	SDS	MON
Turnovers	11	14
Paint	32	30
Second Chance	7	7
Fast Breaks	0	19
Bench	24	20

Period by Period Scoring	1st	2nd	TOT
SDS	27	40	67
MON	38	33	71

Game #11  
Dec. 10, 2024  
Missoula, Mont.



60 *Griz* 89

Montana Tech - 60

Record: 10-0

NO. Name	Min	FG	3P	FT	Rebounds	Fouls	TP	AS	TO	ST	Blocks	+/
M-A	M-A	M-A	M-A	OR DR TOT	PF FD						BS BA	
3 Brayden Koch	33:54	8-18	4-11	1-2	0 3 3	0 1	21	3	3	1	0 0	-18
5 Ileanyi Okeke	30:14	4-12	0-1	0-1	1 6 7	4 1	8	4	2	2	1 0	-14
11 Hayden Diekhans	30:05	4-10	0-2	5-6	1 1 2	4 4	13	3	1	1	1 1	-15
12 Keely Baker	27:51	2-5	0-3	0-0	0 4 4	2 2	4	3	2	0	0 0	-22
42 Michael Ure	24:39	2-7	0-2	0-0	1 3 4	2 3	4	1	0	3	0 1	-19
1 Josh Coulanges	16:40	2-5	1-1	0-0	0 1 1	2 0	5	1	1	0	0 1	-19
21 Rhett Reynolds	16:29	0-0	0-0	0-0	0 0 0	0 0	1	0	1	1	0 0	-14
33 Karson Peffer	09:55	1-2	0-0	1-2	1 0 1	0 1	3	0	1	0	0 0	-14
23 Connor Michaud	08:38	1-1	0-0	0-0	0 0 0	0 0	2	0	0	0	0 0	-11
15 Owen Long	01:35	0-0	0-0	0-0	0 0 0	0 0	0	0	0	0	0 0	1
Team					1 2 3	0	0					
Totals		24-60	5-20	7-11	5 20 25	12 13	60	16	11	7	2 3	-29

Technical Fouls:Koch 1<sup>st</sup> 7:09

Shooting By Period	1 <sup>st</sup> FG%	2 <sup>nd</sup> FG%	3 <sup>rd</sup> FG%	GM FG%	FT%	3PT%
1 <sup>st</sup> FG%	12-33 36.4%					
2 <sup>nd</sup> FG%	3-13 23.1%					
3 <sup>rd</sup> FG%	0-0 0%					
4 <sup>th</sup> FG%	12-27 44.4%					
5 <sup>th</sup> FG%	2-7 28.6%					
6 <sup>th</sup> FG%	7-11 63.6%					
GM FG%	24-60 40.0%					
FT%	5-20 25.0%					
3PT%	7-11 63.6%					

Dead Ball Rebounds: 3, 1

Montana - 99

Record: 7-4

NO. Name	Min	FG	3P	FT	Rebounds	Fouls	TP	AS	TO	ST	Blocks	+/
M-A	M-A	M-A	M-A	OR DR TOT	PF FD						BS BA	
32 TeJon Sawyer	F 10:19	1-2	1-1	0-0	0 2 2	2 0	3	0	2	0	0 1	-6
0 Money Williams	G 24:49	8-12	3-5	1-2	0 5 2	2 3	20	0	2	1	0 0	11
3 Malik Moore	G 34:27	4-8	3-7	2-2	0 2 5	2 2	13	7	3	1	0 0	22
11 Joe Pridden	G 33:43	10-12	1-2	0-0	3 10 13	2 0	21	1	1	0	0 0	26
12 Brandon Whitney	G 29:31	5-6	0-1	2-3	0 1 1	2 4	12	6	1	0	0 0	35
20 Austin Patterson	20:56	1-3	1-3	0-0	0 3 3	1 0	3	0	1	0	0 0	22
50 Jensen Bradtkie	15:02	1-6	0-5	2-2	1 3 4	0 1	4	0	2	1	0 0	15
1 Kai Johnson	20:13	4-7	1-2	1-2	1 2 3	2 2	10	1	1	4	2 0	18
15 Jalen Foy	09:25	1-3	1-2	0-0	2 2 4	0 0	3	0	1	0	0 1	3
22 Adam Shoff	01:35	0-2	0-1	0-0	0 1 1	0 0	0	0	0	0	0 0	-1
Team					0 1 1	0	0					
Totals		35-61	11-29	8-11	7 32 39	13 12	89	15	14	7	3 2	29

Technical Fouls:NONE

Shooting By Period	1 <sup>st</sup> FG%	2 <sup>nd</sup> FG%	3 <sup>rd</sup> FG%	GM FG%	FT%	3PT%
1 <sup>st</sup> FG%	14-26 53.8%					
2 <sup>nd</sup> FG%	4-11 36.4%					
3 <sup>rd</sup> FG%	5-8 63.3%					
4 <sup>th</sup> FG%	21-35 60.0%					
5 <sup>th</sup> FG%	3-5 60%					
6 <sup>th</sup> FG%	35-61 57.4%					
GM FG%	35-61 57.4%					
FT%	8-11 72.7%					

Dead Ball Rebounds: 1, 0

	MTT	MON
Biggest lead	5 (1 <sup>st</sup> 17:28)	30 (2 <sup>nd</sup> 2:10)
Best Scoring Run	8 (1 <sup>st</sup> 6:34)	12 (2 <sup>nd</sup> 8:27)
Lead Changes	1	
Times Tied	2	
Time with Lead	07:23	30:55

Points from	MTT	MON
Turnovers	11	21
Paint	32	40
Second Chance	8	11
Fast Breaks	4	6
Bench	10	20

Period by Period Scoring	1st	2nd	TOT
MTT	27	33	60
MON	37	52	89

Game #10  
Dec. 7, 2024  
St. Paul, Minn.

*Griz* 81



88

Montana - 81

Record: 6-4

NO. Name	Min	FG	3P	FT	Rebounds	Fouls	TP	AS	TO	ST	Blocks	+/
M-A	M-A	M-A	M-A	OR DR TOT	PF FD						BS BA	
32 TeJon Sawyer	F 24:39	2-4	0-0	2-2	1 3 4	0 3	6	4	2	1	0 1	-7
0 Money Williams	G 26:17	5-10	4-7	0-0	1 5 6	5 3	14	4	1	0	1 0	1
3 Malik Moore	G 35:01	11-13	6-7	2-2	0 3 3	3 2	30	1	2	0	0 0	2
11 Joe Pridden	G 20:00	3-6	0-1	0-0	1 4 5	2 1	6	3	1	0	0 0	-1
12 Brandon Whitney	G 33:03	1-5	1-2	0-0	1 1 1	3 0	3	8	2	1	0 0	-5
1 Kai Johnson	18:55	3-9	0-3	3-5	0 4 4	4 4	9	2	0	2	0 0	-8
5 Amari Jenkins	02:54	0-0	0-0	0-0	0 0 0	1 1	0	0	1	0	0 0	-1
20 Austin Patterson	22:14	1-3	0-1	0-0	0 2 2	1 0	2	0	2	1	2 0	-9
50 Jensen Bradtkie	16:19	5-9	1-3	0-0	0 2 2	2 0	11	0	0	0	1 1	-3
8 Jeremiah Dargan	00:38	0-0	0-0	0-0	0 0 0	0 0	0	0	0	0	0 0	-4
Team					1 0 1	0	0					
Totals		31-59	12-24	7-9	5 24 29	21 13	81	22	12	5	4 3	7

Technical Fouls:NONE

Shooting By Period		
1 <sup>st</sup>	FG%	16-33 48.5%
	3PT%	7-16 43.8%
	FT%	0-0 0%
2 <sup>nd</sup>	FG%	15-26 57.7%
	3PT%	5-8 62.5%
	FT%	7-9 77.8%
GM	FG%	31-59 52.5%
	3PT%	12-24 50.0%
	FT%	7-9 77.8%

Dead Ball Rebounds: 1, 0

## MONTANA BASKETBALL



Game #13  
Dec. 21, 2024  
San Francisco, Calif.

**Griz 67** **W** **71**

Record: 7-6												
NO. Name	Min	FG	3P	FT	Rebounds	Fouls	TP	AS	TO	ST	Blocks	+/
32 TeJon Sawyer	F 32:08	5-10	1-3	2-2	2 0 2	4 4	13	1	2	0	0	1
0 Money Williams	G 32:41	1-7	0-4	6-6	0 3 3	1 4	8	3	2	1	0	2
3 Malik Moore	G 37:22	4-14	1-6	1-1	0 5 5	1 3	10	4	0	1	0	2
11 Joe Pridgen	G 35:42	10-16	0-1	1-3	1 9 10	5 4	21	2	1	0	1	2
12 Brandon Whitney	G 14:56	1-1	0-0	0-0	1 1 2	0 0	2	0	1	0	0	-15
1 Kai Johnson	25:53	3-5	1-2	3-4	0 3 3	5 2	10	1	3	0	0	3
50 Jensen Bradtke	03:52	0-0	0-0	0-0	0 1 1	0 0	0	0	0	0	0	-5
20 Austin Patterson	12:33	1-1	1-1	0-0	0 1 1	0 2	3	1	0	0	1	-8
15 Jalen Foy	04:53	0-1	0-0	0-0	0 2 2	1 0	0	0	0	0	0	-8
Team					4 2 6	0 1						
Totals		25-55	4-17	13-16	8 27 35	17 19	67	12	10	2	2	4

Technical Fouls:NONE

Record: 10-3												
NO. Name	Min	FG	3P	FT	Rebounds	Fouls	TP	AS	TO	ST	Blocks	+/
35 Junjie Wang	F 09:08	0-3	0-2	0-0	0 1 1	0 0	0	0	0	0	0	-5
2 Carlton Lingard, Jr.	C 19:09	1-6	1-5	0-0	0 2 2	5 0	3	2	1	0	2	0
1 Malik Thomas	G 29:21	5-10	3-4	4-6	0 1 1	4 3	17	2	2	1	0	-2
5 Tyrone Riley IV	G 31:11	5-12	4-7	3-4	1 6 7	2 3	17	1	1	0	0	9
55 Marcus Williams	G 35:14	8-11	1-3	8-11	2 3 5	1 5	25	3	0	0	0	1
14 Veniamin Abosi	02:20	0-0	0-0	0-0	0 0 0	1 0	0	1	1	0	0	3
0 Ryan Beasley	28:57	1-5	1-5	0-0	0 0 1	1 1	3	2	1	0	0	2
11 James O'Donnell	21:09	0-0	0-0	1-2	0 4 4	1 1	1	1	0	0	1	5
13 Robby Beasley	16:07	1-1	0-0	0-0	1 2 3	2 0	2	0	0	0	0	7
10 Saba Gligberia	07:24	0-0	0-0	3-8	1 4 5	2 4	3	0	0	1	1	-1
Team					1 1 2	0 1						
Totals		21-48	10-26	19-31	6 25 31	19 17	71	12	7	3	4	2

Technical Fouls:NONE

MONT		USF	
Biggest lead	4 (1 <sup>st</sup> 19:03)	14 (1 <sup>st</sup> 5:48)	
Best Scoring Run	8 (2 <sup>nd</sup> 7:19)	11 (1 <sup>st</sup> 10:40)	
Lead Changes	3		
Times Tied	2		
Time with Lead	05:07	33:38	

Points from		MONT		USF	
Turnovers		6	8		
Paint		34	20		
Second Chance		6	10		
Fast Breaks		8	3		
Bench		13	9		

Period by Period Scoring			
	1st	2nd	TOT
MONT	26	41	67
USF	36	35	71

Shooting By Period		
1 <sup>st</sup> FG%	12-27	44.4%
3PT%	2-10	20.0%
FT%	0-0	0%
2 <sup>nd</sup> FG%	13-28	46.4%
3PT%	2-7	28.6%
FT%	13-16	81.3%
GM FG%	25-55	45.5%
3PT%	4-17	23.5%
FT%	13-16	81.3%
Dead Ball Rebounds: 0, 0		

Game #14  
Jan. 2, 2024  
Cheney, Wash.

**Griz 92** **W** **81**

Record: 8-6 (1-0)												
NO. Name	Min	FG	3P	FT	Rebounds	Fouls	TP	AS	TO	ST	Blocks	+/
32 TeJon Sawyer	F 26:04	1-3	0-1	6-6	2 2 4	3 4	8	2	0	1	0	1
0 Money Williams	G 33:37	10-20	3-8	3-4	0 3 3	3 4	26	7	2	4	1	11
3 Malik Moore	G 26:55	3-6	1-3	0-0	0 1 1	4 0	7	2	0	3	0	0
11 Joe Pridgen	G 34:42	9-12	0-0	3-3	0 3 3	2 3	21	0	2	0	1	2
12 Brandon Whitney	G 26:31	1-5	0-2	5-5	1 4 3	2 4	7	8	0	1	0	-3
1 Kai Johnson	30:01	3-4	1-1	2-2	0 5 5	1 2	9	4	0	5	0	17
20 Austin Patterson	20:25	4-5	3-4	3-4	0 2 2	2 3	14	0	2	0	0	13
15 Jalen Foy	01:45	0-0	0-0	0-0	0 0 0	0 0	0	0	0	0	1	-2
Team					0 2 2	0 1						
Totals		31-55	8-19	22-24	3 20 23	17 20	92	23	7	14	3	4

Technical Fouls:NONE

Record: 4-10 (0-1)												
NO. Name	Min	FG	3P	FT	Rebounds	Fouls	TP	AS	TO	ST	Blocks	+/
33 Emmett Marquardt	F 21:13	2-5	0-1	1-2	2 5 7	5 1	5	1	0	1	0	0
2 Mason Williams	G 27:02	11-20	4-7	2-2	1 2 3	5 4	28	0	1	0	0	-5
9 Andrew Cook	G 35:32	5-9	0-1	1-1	3 2 5	1 3	11	1	4	1	1	-9
11 Nic McClain	G 36:07	5-9	1-3	8-9	0 4 4	2 6	19	6	5	1	0	-7
21 Sebastian Hartmann	G 30:53	2-8	1-4	0-0	2 5 7	3 1	5	1	0	1	2	-3
20 Sam Stockton	05:44	0-0	0-0	0-0	1 0 1	0 0	0	0	1	0	0	-8
0 Angelo Winkel	04:55	0-0	0-0	0-0	0 0 0	0 0	0	1	0	0	0	1
1 Tyler Powell	11:58	0-4	0-3	0-0	2 0 2	3 0	0	1	0	1	0	-7
8 Vice Zanki	08:58	2-4	1-2	0-0	0 0 0	0 0	1	5	0	0	0	-4
35 Shaumba Ngoyi	02:25	0-0	0-0	0-0	0 1 1	0 0	0	0	0	0	0	0
14 Pavlo Dziuba	02:52	0-0	0-0	0-0	0 0 0	0 0	0	0	1	0	0	-1
5 Elijah Thomas	12:21	2-4	1-3	3-3	1 1 2	1 1	8	0	0	0	0	-12
Team					2 1 3	0 0						
Totals		29-63	8-24	15-17	14 21 35	20 17	81	11	15	4	4	-11

Technical Fouls:NONE

UM		EWU	
Biggest lead	13 (2 <sup>nd</sup> 1:37)	8 (1 <sup>st</sup> 16:59)	
Best Scoring Run	7 (1 <sup>st</sup> 9:35)	6 (1 <sup>st</sup> 16:59)	
Lead Changes	19		
Times Tied	10		
Time with Lead	22:20	13:41	

Points from		UM		EWU	
Turnovers		19	6		
Paint		42	34		
Second Chance		6	18		
Fast Breaks		21	3		
Bench		23	13		

Period by Period Scoring			
	1st	2nd	TOT
UM	26	41	67
USF	36	35	71

Shooting By Period		
1 <sup>st</sup> FG%	12-26	46.2%
3PT%	3-9	33.3%
FT%	2-3	66.7%
2 <sup>nd</sup> FG%	16-26	61.5%
3PT%	4-9	44.4%
FT%	8-13	61.5%
GM FG%	28-52	53.8%
3PT%	7-18	38.9%
FT%	10-16	62.5%
Dead Ball Rebounds: 1, 0		

Game #16  
Jan. 9, 2025  
Missoula, Montana

**NAU 76** **Griz** **81**

Record: 10-6 (1-2)												
NO. Name	Min	FG	3P	FT	Rebounds	Fouls	TP	AS	TO	ST	Blocks	+/
2 Monty Bowser	F 31:19	4-8	3-4	0-0	1 3 4	0 0	11	0	1	0	0	1
33 Carson Towt	F 31:14	4-9	0-0	1-2	3 7 10	4 1	9	4	2	0	1	-14
22 Ali Ragab	C 05:58	0-0	0-0	0-0	0 1 1	0 0	0	0	1	0	0	-2
3 Jayden Jackson	G 34:42	9-19	1-3	3-5	3 2 5	0 3	22	7	1	1	1	3
24 Trenton McLaughlin	G 35:48	6-21	0-6	7-9	1 2 3	2 5	19	4	1	2	0	-8
21 Dillon Baker	12:59	2-2	2-2	0-0	0 0 0	2 1	6	0	0	0	1	0
34 Leigh Rickwood-Pitt	19:25	3-3	0-0	0-0	1 7 8	0 0	6	0	0	0	0	-11
10 Jack Westrill	06:30	0-2	0-0	0-0	1 0 1	0 1	0	0	0	0	1	-7
4 Oakland Fort	11:24	0-2	0-1	0-0	0 1 1	1 0	0	0	0	2	0	-10
12 Diego Campisano	07:56	1-2	1-1	0-0	1 3 4	1 3	3	1	1	0	0	1
11 Ryan Abelman	02:46	0-1	0-1	0-0	0 0 0	0 0	0	0	0	0	0	0
Team					1 1 2	0 0						
Totals		29-69	7-18	11-16	12 27 39	13 14	76	16	9	7	3	-5

Technical Fouls:NONE

Record: 10-6 (3-0)												
NO. Name	Min	FG	3P	FT	Rebounds	Fouls	TP	AS	TO	ST	Blocks	+/
32 TeJon Sawyer	F 28:10	4-8	0-1	0-0	1 7 8	0 0	8	2	0	0	1	-2
0 Money Williams	G 20:45	2-7	0-1	2-4	0 0 0	4 2	6	3	2	1	0	-5
3 Malik Moore	G 33:09	7-16	3-7	3-3	0 4 4	0 3	20	5	2	1	0	-1
11 Joe Pridgen	G 21:53	4-8	1-2	0-0	2 4 6	2 1	9	1	2	1	0	-3
12 Brandon Whitney	G 38:31	5-7	2-2	4-4	0 2 2	0 4	16	3	0	0	0	1
1 Kai Johnson	20:17	5-8	1-3	1-2	0 5 5	5 3	12	1	1	1	2	20
14 Zack Davidson	13:31	1-1	0-0	0-0	0 0 0	0 2	2	1	1	0	1	9
20 Austin Patterson	20:28	2-3	1-2	0-0	0 4 4	1 0	5	1	2	0	1	10
8 Jeremiah Dargan	03:17	1-2	1-2	0-0	0 0 0	0 0	3	1	0	0	0	-4
Team					1 3 4	0 0						
Totals		31-60	9-20	10-13	4 29 33	14 13	81	18	10	4	5	3

Technical Fouls:NONE

NAU		MON	
Biggest lead	3 (1 <sup>st</sup> 17:38)	17 (1 <sup>st</sup> 7:33)	
Best Scoring Run	8 (1 <sup>st</sup> 3:06)	11 (1 <sup>st</sup> 10:25)	
Lead Changes	7		
Times Tied	0		
Time with Lead	03:51	36:06	

Points from	NAU	MON
Turnovers	12	11
Paint	34	36
Second Chance	4	5
Fast Breaks	11	15
Bench	15	22

Period by Period Scoring			
	1st	2nd	TOT
NAU	41	35	76
MON	46	35	81



## MONTANA BASKETBALL



Game #17  
Jan. 11, 2025  
Missoula, Montana



81 Griz 57

Northern Colo. - 81

Record: 12-5 (4-2)

NO. Name	Min	FG M-A	3P M-A	FT M-A	Rebounds OR DR TOT	Fouls PF FD	TP	AS	TO	ST	Blocks BS BA	+/-
14 Brock Wisne	F 30:44	9-12	1-2	0-0	2 6 8	3 1 19	5	1	0	0	1 38	
23 Isaiah Hawthorne	F 30:04	8-14	1-2	0-0	1 5 6	2 1 17	1	0	0	1 0	28	
6 Langston Reynolds	G 30:41	7-15	1-2	2-4	3 12 15	1 4 17	3	3	0	0 3	26	
9 Jaron Rillie	G 33:01	3-5	0-1	0-0	0 5 5	2 0 6	7	3	2	0 0	28	
11 Zach Bloch	G 20:12	3-6	3-6	1-2	0 1 1	2 2 10	0	0	2	1 0	15	
5 Quinn Denker	18:43	0-1	0-1	0-0	1 1 2	5 0 0	5	2	0	0 1	10	
42 Marcell McCreary	17:26	2-3	1-1	0-0	2 3 5	2 0 5	1	2	0	0 0	4	
33 Egan Shields	04:02	1-2	0-0	0-0	0 0 0	1 0 2	0	0	0	0 0	-10	
2 Taeshaud Jackson	08:35	1-2	0-1	3-3	0 1 1	2 3 5	0	2	0	1 0	-7	
10 Radek Homer	03:16	0-0	0-0	0-0	0 0 0	0 0 0	0	0	0	0 0	-6	
21 William Humer	03:16	0-0	0-0	0-1	0 0 0	1 2 0	0	0	0	0 0	-6	
Team					0 1 1	0	0	0	0			
Totals		34-60	7-16	6-10	9 35 44	21 13 81	22	13	4	3 5	24	

Technical Fouls:NONE

Shooting By Period	1st FG%	2nd FG%	3rd FG%	GM FG%	FT%
1st FG%	19-34 55.9%				
2nd FG%	2-7 28.6%				
3rd FG%	3-5 60%				
GM FG%	15-26 57.7%				
FT%	5-9 55.6%				
GM FT%	7-16 43.8%				
FT%	6-10 60.0%				

Dead Ball Rebounds: 2, 0

Montana - 57

Record: 10-7 (3-1)

NO. Name	Min	FG M-A	3P M-A	FT M-A	Rebounds OR DR TOT	Fouls PF FD	TP	AS	TO	ST	Blocks BS BA	+/
32 TeJon Sawyer	F 19:39	3-8	1-3	2-3	1 5 6	1 3 9	0	0	1	0	0	0
0 Money Williams	G 27:57	4-13	2-6	5-7	0 2 2	4 5 15	3	3	0	1	1	-12
3 Malik Moore	G 32:45	3-10	0-4	1-1	0 2 2	2 3 7	0	1	1	0	0	-14
11 Joe Pridden	G 32:25	2-4	0-1	0-3	1 3 4	1 3 4	1	1	0	0	2	-14
12 Brandon Whitney	G 29:12	3-6	0-2	0-0	1 0 1	0 0 6	4	2	2	0	0	-13
1 Kai Johnson	18:15	3-10	0-1	2-3	0 0 0	1 4 8	2	1	0	1	1	-19
20 Austin Patterson	17:23	0-2	0-1	0-0	0 1 1	0 0 0	0	0	2	1	1	-20
14 Zack Davidson	07:20	1-1	0-0	0-1	0 1 1	1 1 2	0	1	0	0	0	-11
5 Amari Jenkins	06:07	0-0	0-0	2-2	0 1 1	0 1 1	2	0	0	0	0	-4
8 Jeremiah Dargan	06:56	0-2	0-1	1-2	0 0 2	1 1 1	1	0	0	0	0	-10
50 Jensen Bradtkie	03:45	1-2	1-2	0-0	0 1 1	1 0 3	0	1	0	0	0	-4
15 Jalen Foy	03:16	0-0	0-0	0-0	0 0 0	1 0 0	0	0	0	0	0	-6
Team					3 3 6	0	0	0	0	0		
Totals		20-58	4-21	13-22	8 19 27	13 21 57	10	11	5	5	3	-24

Technical Fouls:NONE

Shooting By Period	1st FG%	2nd FG%	3rd FG%	GM FG%	FT%
1st FG%	10-30 33.3%				
2nd FG%	2-13 15.4%				
3rd FG%	4-5 80%				
GM FG%	10-28 35.7%				
FT%	9-17 52.9%				
GM FT%	20-58 34.5%				
FT%	4-21 19.0%				
FT%	13-22 59.1%				

Dead Ball Rebounds: 4, 0

	UNC	MON
Biggest lead	32 (2 <sup>nd</sup> 3:38)	2 (1 <sup>st</sup> 19:05)
Best Scoring Run	10 (2 <sup>nd</sup> 5:59)	8 (2 <sup>nd</sup> 0:43)
Lead Changes	1	
Times Tied	1	
Time with Lead	37:49	00:29

Points from Turnovers	UNC	MON
Paint	52	26
Second Chance	13	9
Fast Breaks	7	5
Bench	12	16

Period by Period Scoring	1st	2nd	TOT
UNC	43	38	81
MON	26	31	57

Game #19  
Jan. 18, 2025  
Pocatello, Idaho

Griz 61 86

Montana - 61

Record: 11-8 (4-2)

NO. Name	Min	FG M-A	3P M-A	FT M-A	Rebounds OR DR TOT	Fouls PF FO	TP	AS	TO	ST	Blocks BS BA	+/-
32 TeJon Sawyer	F 22:41	3-4	0-0	2-3	1 0 1	3 3 8	1	2	2	0	1	-16
0 Money Williams	G 33:16	3-12	2-6	0-0	1 0 1	1 5 8	5	4	0	0	1	-15
3 Malik Moore	G 31:39	4-13	2-5	2-2	0 1 1	1 2 12	1	2	0	0	0	-23
11 Joe Pridden	G 19:52	3-8	0-0	0-0	3 6 9	3 1 6	1	2	1	1	2	-17
12 Brandon Whitney	G 17:14	2-6	1-2	0-3	2 1 3	3 2 5	2	0	1	0	2	-17
1 Kai Johnson	21:57	2-3	0-0	1-3	0 2 2	2 2 5	1	1	1	1	0	-12
50 Jensen Bradtkie	23:25	3-6	2-4	2-2	2 3 5	0 1 10	1	0	0	0	1	-6
20 Austin Patterson	20:07	2-3	1-2	0-0	0 0 0	0 0 0	5	2	0	0	0	-9
5 Amari Jenkins	03:49	0-0	0-0	0-0	0 1 1	0 0 0	0	0	0	0	0	-4
8 Jeremiah Dargan	01:30	0-1	0-0	0-2	0 0 0	0 0 1	0	0	0	0	0	-2
14 Zack Davidson	01:30	0-0	0-0	0-0	0 0 0	0 0 0	0	0	0	0	0	0
15 Jalen Foy	01:30	0-0	0-0	2-3	0 0 0	0 1 2	0	0	0	0	0	-2
22 Adam Shoff	01:30	0-0	0-0	0-0	0 0 0	1 0 0	0	0	0	0	0	0
Team					1 2 3	0	0	1				
Totals		22-56	8-19	9-18	10 16 26	14 18 61	14	12	5	2 7	-25	

Technical Fouls: NONE

Technical Fouls:NONE

Shooting By Period	1st FG%	2nd FG%	3rd FG%	GM FG%	FT%
1st FG%	17-35 48.6%				
2nd FG%	6-12 50.0%				
3rd FG%	4-5 80%				
GM FG%	5-21 23.8%				
FT%	9-17 52.9%				
GM FT%	5-13 38.5%				
FT%	22-56 39.3%				
FT%	9-19 47.1%				
FT%	9-18 50.0%				

Dead Ball Rebounds: 6, 1

Idaho St. - 86

Record: 8-8 (3-2)

NO. Name	Min	FG M-A	3P M-A	FT M-A	Rebounds OR DR TOT	Fouls PF FD	TP	AS	TO	ST	Blocks BS BA	+/-
10 Connor Hollenbeck	F 34:58	6-9	2-3	1-2	2 5 7	0 1 15	4	1	1	0	0	20
12 Isaiah Griffin	F 35:17	10-17	3-5	0-0	1 0 1	1 0 23	1	2	0	0	0	29
30 Evan Otten	C 20:20	2-4	0-1	0-0	2 2 4	4 1 4	0	1	0	3	0	25
1 Dylan Darling	G 33:48	2-7	1-3	8-9	0 5 5	2 5 15	8	0	4	2	1	19
8 Jake O'Neil	G 32:39	9-12	1-2	0-0	4 8 12	4 1 19	3	2	1	1	1	28
21 Jackson Greene	18:23	4-6	0-0	0-1	1 1 2	4 2 8	0	0	2	1	0	1
13 AJ Burgin	11:49	0-2	0-1	2-2	0 3 3	1 3 2	1	1	0	0	0	2
32 Blake Daberkow	04:03	0-0	0-0	0-0	0 0 0	0 0 0	0	0	0	0	0	-5
4 Jaedyn Brown	03:27	0-1	0-0	0-1	0 1 1	0 0 0	0	2	0	0	0	-4
0 Joey Madimba	01:30	0-1	0-0	0-0	0 0 0	0 0 0	0	0	0	0	0	1
3 Quentin Meza	01:30	0-0	0-0	2-2	0 0 0	0 1 2	0	0	0	0	0	0
24 Justin Graham	01:30	0-0	0-0	0-0	0 0 0	2 0 0	0	0	0	0	0	0
14 Covy Kelly	00:46	0-0	0-0	0-0	0 0 0	0 0 0	0	0	0	0	0	-1
Team					2 2 4	0	0	0	0			
Totals		33-59	7-16	13-16	12 27 39	18 14 86	17	10	9	7	2	25

Technical Fouls:NONE

	UoM	ISU
Biggest lead	8 (1 <sup>st</sup> 0:31)	27 (2 <sup>nd</sup> 0:49)
Best Scoring Run	8 (1 <sup>st</sup> 13:56)	14 (2 <sup>nd</sup> 16:40)
Lead Changes	6	
Times Tied	3	
Time with Lead	07:17	30:28

Points from Turnovers	UoM	ISU
Paint	26	42
Second Chance	9	16
Fast Breaks	6	7
Bench	22	12

Period by Period Scoring	1st	2nd	TOT
UoM	44	17	61
ISU	36	50	86

Game #18  
Jan. 16, 2025  
Ogden, Utah

Griz 63 59

Montana - 63

Record: 11-7 (4-1)

No.	Name	Min	FG M-A	3P M-A	FT M-A	Rebounds OR DR TOT	Fouls PF FD	TP	AS	TO	ST	Blocks BS BA	+
32	TeJon Sawyer	F 31:03	6-10	1-2	4-4	4 3 7	4 2 17	0	2	1	2	0	3
0	Money Williams	G 27:37	1-7	0-1	1-2	1 2 3	2 2 3	3	4	1	0	0	-2
3	Malik Moore	G 30:03	5-11	2-5	6-8	1 2 3	1 4 18	1	0	0	0	1	2
11	Joe Pridden	G 28:17	4-7	0-0	0-2	3 7 10	2 3 8	0	0	0	0	0	5
12	Brandon Whitney	G 29:09	3-8	1-3	0-0	0 2 2	2 0 7	0	1	1	0	1	1
1	Kai Johnson	17:42	1-5	0-2	0-0	0 0 0	1 0 1	2	2	0	2	0	0
14	Zack Davidson	02:21	0-0	0-0	0-0	0 0 0	1 0 0	0	0	0	0	0	-2
20	Austin Patterson	20:29	1-2	1-2	2-2	1 4 5	0 1 5	1	0	2	0	0	3
50	Jensen Bradtkie	07:27	0-2	0-1	2-2	0 1 1	0 1 2	0	0	0	0	0	3
5	Amari Jenkins	05:54	0-0	0-0	1-2	0 2 2	1 1 1	1	1	1	0	0	7
Team						1 0 1	0	0	0	0			
Totals			21:52	5-16	16-22	11 23 34	14 14 63	8	8	7	2	2	4

Technical Fouls:NON

Technical Fouls:NONE

Shooting By Period	1st FG%	2nd FG%	3rd FG%	GM FG%	FT%
1st FG%	9-27 33.3%				
2nd FG%	3-10 30.0%				
3rd FG%	7-10 70%				
GM FG%	12-25 48.0%				
FT%	1-6 16.7%				
GM FT%	21-52 40.4%				
FT%	5-16 31.3%				
FT%	16-22 72.7%				

Dead Ball Rebounds: 3, 0

Weber State - 59

Record: 7-11 (1-3)

No. Name	Min	FG	3P	FT	Rebounds			Fouls	TP	AS	TO	ST	Blocks		
		M-A	M-A	M-A	OR	DR	TOT	PF	FD				BS	BA	
4 Dyson Koehler	F 38:39	4-12	2-8	0-2	1	1	2	2	2	0	0	1	0	0	-1
13 Vasilije Vucinic	F 35:36	3-5	0-0	7-8	4	5	9	3	15	2	2	1	0	0	-4
20 Alex Tew	C 11:07	1-2	0-0	0-0	1	2	3	4	1	0	1	0	0	0	3
3 Miguel Tomley	G 31:46	7-17	2-6	0-0	0	6	6	0	3	16	1	0	1	1	0
11 Saadq Moore	G 23:13	1-4	0-0	0-0	0	1	1	0	1	2	4	1	3	0	2
5 Nigel Burris	20:17	3-4	1-1	0-0	1	3	4	3	7	1	0	0	2	0	-1
8 Viljami Vartiainen	27:06	1-4	1-1	0-0	0	5	5	0	1	3	4	2	0	0	0
6 Trevor Hennig	12:02	2-3	1-2	1-2	0	0	0	2	1	6	0	0	0	0	-3
15 Declan Cutler	00:14	0-0	0-0	0-0	0	0	0	0	0	0	0	0	0	0	0
Team					0	23	30	14	58	11	0	0			
Totals		22-51	7-18	8-12	7	0	30	0	14	59	12	5	2	2	-4

## MONTANA BASKETBALL



Game #21  
Jan. 25, 2025  
Missoula, Montana



70 *Griz* 77

Montana St. - 70

Record: 8-13 (3-5)

NO.	Name	Min	FG	3P	FT	Rebounds	Fouls	TP	AS	TO	ST	Blocks	BS	BA	+	-
2	Brandon Walker	F 18:24	4-6	0-0	3-5	0 2 2	2 4	11	1	2	0	0	0	0	-7	
7	Max Agbonkpolo	F 34:09	3-8	0-3	3-3	0 5 5	0 3	9	2	0	0	2	0	0	-6	
25	Sam Lecholat	F 21:49	2-2	1-1	2-2	1 1 2	3 1	7	1	0	1	0	0	1		
5	Brycen Zephir	G 26:13	4-6	0-1	2-2	0 5 5	2 3	10	1	2	0	0	0	0	-8	
11	Tyler Patterson	G 20:19	2-3	1-2	0-0	0 1 1	2 0	5	0	2	0	0	0	0	-5	
8	BJ Kolly	08:20	1-3	0-0	0-0	1 1 2	4 0	2	0	2	0	1	1	0		
14	Patrick McMahon	30:33	5-9	2-4	6-6	0 4 4	1 4	18	0	1	1	1	0	0	-1	
24	Jed Miller	24:19	2-4	0-1	2-2	1 2 3	1 1	6	3	2	0	0	0	0	-3	
3	Jabe Mullins	13:51	1-4	0-0	0-0	1 1 1	2 1	2	1	2	0	0	0	0	-2	
23	Chika Nduka	02:03	0-0	0-0	0-0	0 1 1	1 0	0	0	0	0	0	0	0	-4	
Team						0 0 0		0		0						
Totals			24-45	4-12	18-20	4 23	27	17	16	70	9	13	2	3	1	-7

Technical Fouls: NONE

Shooting By Period		
1 <sup>st</sup> FG%	13-25	52.0%
3PT%	1-5	20.0%
FT%	3-3	100%
2 <sup>nd</sup> FG%	11-20	55.0%
3PT%	3-7	42.9%
FT%	15-17	88.2%
GM FG%	24-45	53.3%
3PT%	4-12	33.3%
FT%	18-20	90.0%

Dead Ball Rebounds: 1, 0

Montana - 77

Record: 13-8 (8-2)

NO.	Name	Min	FG	3P	FT	Rebounds	Fouls	TP	AS	TO	ST	Blocks	BS	BA	+	-
32	TeJon Sawyer	F 12:16	3-4	0-0	0-1	0 3 3	4 1	6	0	1	0	1	0	0	-5	
1	Kai Johnson	G 33:08	11-18	0-3	3-4	0 3 3	2 4	25	1	0	2	0	0	0	12	
3	Malik Moore	G 36:53	4-9	3-6	2-2	0 2 2	3 3	13	3	0	0	0	0	0	0	
11	Joe Priddgen	G 31:28	6-10	0-0	2-2	3 3 6	3 4	14	1	0	1	0	1	0	1	3
12	Brandon Whitney	G 24:59	3-5	1-1	2-2	0 0 0	1 1	9	2	1	1	0	1	0	-4	
0	Money Williams	19:54	2-9	0-3	4-4	0 3 3	1 3	8	3	2	3	0	0	0	10	
14	Zack Davidson	02:22	0-0	0-0	0-0	0 0 0	0 0	0	0	1	0	0	0	0	3	
50	Jensen Bradtkie	13:37	0-1	0-1	0-0	1 0 1	0 0	0	0	0	0	0	0	0	9	
20	Austin Patterson	16:26	1-1	0-0	0-0	0 1 1	1 0	2	0	0	1	0	0	0	-7	
5	Amari Jenkins	08:57	0-1	0-0	0-0	1 0 1	1 1	0	0	0	0	0	0	0	1	3
Team						2 3 5		0		0						
Totals			30-58	4-14	13-15	7 18	25	16	17	77	10	5	8	1	3	7

Technical Fouls: NONE

Shooting By Period		
1 <sup>st</sup> FG%	19-30	63.3%
3PT%	2-4	50.0%
FT%	2-4	50%
2 <sup>nd</sup> FG%	11-28	39.3%
3PT%	2-10	20.0%
FT%	11-11	100%
GM FG%	30-58	51.7%
3PT%	4-14	28.6%
FT%	13-15	86.7%

Dead Ball Rebounds: 0, 0

	MSU	MON
Biggest lead	4 (1 <sup>st</sup> 19:13)	17 (2 <sup>nd</sup> 18:23)
Best Scoring Run	7 (2 <sup>nd</sup> 3:56)	7 (1 <sup>st</sup> 16:46)
Lead Changes	3	
Times Tied	4	
Time with Lead	02:20	35:04

Points from	MSU	MON
Turnovers	6	17
Paint	36	48
Second Chance	4	11
Fast Breaks	4	8
Bench	28	10

Period by Period Scoring	1st	2nd	TOT
MSU	30	40	70
MON	42	35	77

Game #22  
Jan. 30, 2025  
Missoula, Montana



78 *Griz* 92

Portland St. - 78

Record: 13-8 (5-3)

NO.	Name	Min	FG	3P	FT	Rebounds	Fouls	TP	AS	TO	ST	Blocks	BS	BA	+	-
22	Isaiah Johnson	F 33:12	2-6	0-0	2-2	3 0 3	2 2	6	3	0	2	0	0	0	-16	
34	Terril Miller Jr.	F 26:51	10-15	3-5	2-2	1 5 6	2 5	25	1	2	0	1	0	0	-2	
4	Tre-Vaughn Minott	C 21:00	1-2	0-0	0-0	2 5 7	3 0	2	0	1	0	0	0	1	-21	
2	Qiant Myers	G 36:00	11-18	1-6	5-9	0 1 1	2 5	28	4	4	0	1	0	0	-13	
5	Jaylin Henderson	G 37:24	4-8	1-3	1-2	0 3 3	1 2	10	1	0	1	0	0	1	-6	
0	Cole Farrell	18:48	1-3	0-1	1-1	0 0 0	2 1	3	1	1	0	0	0	0	1	
3	Shane Nowell	09:00	0-1	0-0	0-0	0 1 1	3 0	0	0	0	0	0	0	1	-8	
9	Isaac Brice	16:10	2-3	0-1	0-0	0 1 1	1 0	4	0	0	2	1	0	0	-7	
Team			0-0	0-0	0-0	0 0 0	0 0	0	0	0	0	0	0	0	2	
Totals			31-56	5-16	11-16	6 17	23	16	15	78	10	8	5	3	3	-14

Technical Fouls: NONE

Shooting By Period		
1 <sup>st</sup> FG%	12-29	41.4%
3PT%	5-10	30.0%
FT%	6-7	85.7%
2 <sup>nd</sup> FG%	19-27	70.4%
3PT%	2-6	33.3%
FT%	5-9	55.6%
GM FG%	31-56	55.4%
3PT%	5-16	31.3%
FT%	11-16	68.8%

Dead Ball Rebounds: 2, 0

Montana - 92

Record: 14-8 (7-2)

NO.	Name	Min	FG	3P	FT	Rebounds	Fouls	TP	AS	TO	ST	Blocks	BS	BA	+	-
32	TeJon Sawyer	F 18:56	4-4	3-3	0-0	0 3 3	2 0	11	1	0	1	0	0	0	0	
1	Kai Johnson	G 23:24	4-8	1-2	1-1	2 1 3	1 1	10	0	1	1	0	1	0	8	
3	Malik Moore	G 25:04	5-8	3-4	2-2	0 1 1	2 2	15	3	2	1	1	0	0	-8	
11	Joe Priddgen	G 31:33	6-11	0-0	2-3	1 4 5	3 4	14	1	1	0	1	1	1	17	
12	Brandon Whitney	G 33:04	8-9	0-0	3-4	1 0 1	1 4	19	4	0	1	0	1	0	24	
0	Money Williams	25:37	5-12	0-3	2-2	0 8 8	1 2	12	6	4	1	0	0	0	19	
5	Amari Jenkins	21:03	1-1	1-1	0-0	0 2 2	3 1	3	2	0	0	0	0	0	15	
20	Austin Patterson	13:50	2-2	2-2	2-2	0 0 0	1 2	8	0	1	0	0	0	0	-2	
50	Jensen Bradtkie	02:15	0-0	0-0	0-0	0 0 0	0 0	0	0	0	0	0	0	0	-5	
15	Jalen Foy	04:45	0-0	0-0	0-0	0 2 2	1 0	0	0	0	0	0	0	0	4	
22	Adam Shoff	00:29	0-0	0-0	0-0	0 0 0	0 0	0	0	0	0	0	0	0	-2	
Team						0 1 1		0		0						
Totals			35-55	10-15	12-14	4 22	26	15	16	92	17	9	5	3	3	14

Technical Fouls: NONE

Shooting By Period		
1 <sup>st</sup> FG%	18-32	56.3%
3PT%	6-10	60.0%
FT%	2-2	100%
2 <sup>nd</sup> FG%	17-23	73.9%
3PT%	4-5	80.0%
FT%	10-12	83.3%
GM FG%	35-55	63.6%
3PT%	10-15	66.7%
FT%	12-14	85.7%

Dead Ball Rebounds: 1, 0

	PSU	MON
Biggest lead	1 (1 <sup>st</sup> 16:25)	18 (2 <sup>nd</sup> 0:59)
Best Scoring Run	6 (1 <sup>st</sup> 8:50)	8 (1 <sup>st</sup> 6:07)
Lead Changes	2	
Times Tied	2	
Time with Lead	00:24	38:09

Points from	PSU	MON
Turnovers	11	13
Paint	52	48
Second Chance	8	7
Fast Breaks	6	0
Bench	7	23

Period by Period Scoring	1st	2nd	TOT
PSU	33	45	78
MON	44	48	92

Game #23  
Feb. 1, 2025  
Missoula, Montana



59 *Griz* 87

Sacramento St. - 59

Record: 6-16 (2-7)

NO.	Name	Min	FG	3P	FT	Rebounds	Fouls	TP	AS	TO	ST	Blocks	BS	BA	+	-
15	Jacob Holt	F 22:01	4-11	0-2	0-3	3 3 6	3 5	8	0	4	1	0	1	0	-19	
2	Bailey Nunn	G 16:04	1-6	0-4	1-1	0 0 0	4 1	3	0	1	0	0	0	0	-11	
3	EJ Neal	G 33:36	2-5	2-4	0-0	0 1 1	1 2	6	0	1	1	0	0	0	-31	
7	Lachlan Brewer	G 17:30	0-2	0-1	0-0	0 0 0	2 0	0	1	0	1	0	0	0	-18	
24	Julian Vaughns	G 35:32	5-12	1-3	2-2	3 2 5	2 1	13	2	1	0	0	0	0	-2	
5	Michael Wilson	26:27	1-4	0-3	5-6	2 3 5	3 3	7	1	0	1	0	0	0	-7	
34	Chudi Dioramma	17:59	3-6	0-1	3-4	1 2 3	1 2	9	0	0	0	0	0	0	-9	
11	Leo Ricketts	23:56	4-8	2-5	3-3	0 2 2	0 3	13	0	0	2	0	2	0	-17	
6	Deonte Williams	06:55	0-0	0-0	0-0	1 1 1	0 0	0	1	1	0	0	0	0	-8	
Team						1 2 3		0		1						
Totals			20-54	5-23	14-19	10 16	26	16	17	59	5	9	6	0	5	-28

Technical Fouls: NONE

Shooting By Period		
1 <sup>st</sup> FG%	9-28	32.1%
3PT%	1-13	7.7%
FT%	7-9	77.8%
2 <sup>nd</sup> FG%	11-26	42.3%
3PT%	4-10	40.0%
FT%	7-10	70%
GM FG%	20-54	37.0%
3PT%	5-23	21.7%
FT%	14-19	73.7%

Dead Ball Rebounds:

## MONTANA BASKETBALL



Game #25  
Feb. 8, 2025  
Flagstaff, Arizona

**Griz 83 NAU 80**

Record: 17-8 (10-2)												
NO. Name	Min	FG	3P	FT	Rebounds	Fouls	TP	AS	TO	ST	Blocks	+/
32 TeJon Sawyer	F 21:05	3-4	0-0	2-2	0 1 1 3 2	8	1	0	0	1	0	2
1 Kai Johnson	G 33:14	7-12	2-4	6-8	0 5 5 3 7	22	7	1	3	0	0	10
3 Malik Moore	G 30:50	5-8	2-3	2-3	0 3 3 2 1	14	0	1	0	0	0	-1
11 Joe Priddgen	G 22:24	4-4	0-0	0-0	1 1 2 1 0	8	0	0	0	0	0	14
12 Brandon Whitney	G 28:58	2-3	0-1	0-0	0 2 2 1 1	4	4	3	2	0	0	7
0 Money Williams	24:37	5-10	3-6	2-3	1 3 4 2 3	15	3	0	0	0	0	-11
5 Amari Jenkins	03:16	0-1	0-0	1-2	0 0 0 0 1	1	1	0	1	0	0	0
20 Austin Patterson	22:46	3-5	2-4	0-0	0 0 0 0 0	8	1	1	2	0	0	-4
50 Jensen Bradtkie	06:23	1-2	1-2	0-0	0 0 0 0 0	3	0	0	0	0	0	-1
14 Zack Davidson	06:27	0-0	0-0	0-0	0 0 0 0 0	0	0	0	0	0	0	5
22 Adam Shoff	00:00	0-0	0-0	0-0	0 0 0 0 0	0	0	0	0	0	0	1
Team					0 2 2							
Totals		30-49	10-20	13-18	2 17 19	13 15	83	16	7	7	1	0 3

Shooting By Period		
1 <sup>st</sup> FG%	17-28	60.7%
3PT%	6-14	57.1%
FT%	4-6	66.7%
2 <sup>nd</sup> FG%	13-21	61.9%
3PT%	2-6	33.3%
FT%	9-12	75%
GM FG%	30-49	61.2%
3PT%	10-20	50.0%
FT%	13-18	72.2%
Dead Ball Rebounds: 3, 0		

Record: 14-11 (5-7)												
NO. Name	Min	FG	3P	FT	Rebounds	Fouls	TP	AS	TO	ST	Blocks	+/
2 Monty Bowser	F 23:36	3-7	2-4	2-3	0 1 1 3 1	10	1	0	0	0	0	-5
12 Diego Campisano	F 27:47	3-7	2-5	0-0	0 3 3 1 0	8	1	2	0	0	0	-12
33 Carson Towl	F 37:47	7-10	0-0	1-2	6 7 13 3 3	15	8	1	0	0	1	18
3 Jayden Jackson	G 33:15	5-10	2-4	4-4	1 1 2 3 3	16	2	5	0	0	0	2
24 Trenton McLaughlin	G 38:28	6-16	2-7	5-6	1 3 4 4 4	19	5	3	1	0	0	0
11 Ryan Abelman	05:06	0-0	0-0	0-0	0 0 0 0 0	0	1	0	1	0	0	-6
34 Leigh Rickwood-Pitt	12:55	2-2	0-0	0-0	0 2 2 0 0	4	0	1	0	0	0	6
21 Dillan Baker	21:06	3-6	2-5	0-1	2 0 2 2 1	8	0	0	1	0	0	1
Team					4 2 6							
Totals		29-58	10-25	12-16	14 19 33	16 12	80	18	11	4	0	1 -3

Shooting By Period		
1 <sup>st</sup> FG%	15-27	55.6%
3PT%	4-9	44.4%
FT%	6-9	66.7%
2 <sup>nd</sup> FG%	14-31	45.2%
3PT%	6-16	37.5%
FT%	6-7	85.7%
GM FG%	29-58	50.0%
3PT%	10-25	40.0%
FT%	12-16	75.0%
Dead Ball Rebounds: 2, 0		

		UM	NAU							
Biggest lead		10 (2 <sup>nd</sup> 14:35)	4 (1 <sup>st</sup> 18:52)	Points from Turnovers	UM	NAU	Period by Period Scoring			
Best Scoring Run		9 (1 <sup>st</sup> 17:04)	6 (1 <sup>st</sup> 14:04)	Paint	36	38	1st	2nd	TOT	
Lead Changes		11		Second Chance	0	15	UM	46	37	83
Times Tied		2		Fast Breaks	16	5	NAU	40	40	80
Time with Lead		32:40	06:15	Bench	27	12				

Technical Fouls: Bowser 1 <sup>st</sup> 6:08			
Biggest lead			
ISU	3 (1 <sup>st</sup> 13:31)	MON	15 (2 <sup>nd</sup> 16:57)
Best Scoring Run			
ISU	5 (2 <sup>nd</sup> 13:50)	MON	11 (1 <sup>st</sup> 10:19)
Lead Changes			
ISU	2	MON	1
Times Tied			
ISU	5	MON	0
Time with Lead			
ISU	01:16	MON	32:51

Game #26  
Feb. 13, 2025  
Missoula, Montana

**Griz 68 Griz 81**

Record: 11-12 (6-6)												
NO. Name	Min	FG	3P	FT	Rebounds	Fouls	TP	AS	TO	ST	Blocks	+/
10 Connor Hollenbeck	F 28:31	0-6	0-4	0-0	0 4 4 2 0	0	0	1	1	0	0	1
12 Isalah Griffin	F 37:36	8-15	1-3	4-5	3 2 5 1 3	21	2	1	0	2	1	-11
30 Evan Otten	C 13:38	1-4	0-0	0-0	2 0 2 2 1	2	1	1	0	1	0	-15
1 Dylan Darling	G 36:22	9-18	2-4	13-16	0 4 4 3 10	33	4	2	3	0	1	-4
8 Jake O'Neil	G 29:34	1-10	0-2	0-0	2 2 4 4 1	2	2	3	1	0	0	-22
32 Blake Daberkow	06:46	0-1	0-0	0-0	2 1 3 0 0	0	0	1	1	0	0	4
13 AJ Burgin	24:12	3-9	2-7	0-0	2 2 4 0 1	4	1	0	0	0	0	-6
21 Jackson Greene	21:07	1-2	0-1	0-0	3 3 6 4 2	2	0	0	2	0	0	-10
4 Jaedyn Brown	02:14	0-1	0-1	0-0	0 0 0 0 0	0	0	0	0	0	0	-2
Team					3 0 3							
Totals		23-66	5-22	17-21	17 18 35	16 18	68	10	9	8	3	2 -13

Shooting By Period		
1 <sup>st</sup> FG%	11-35	31.4%
3PT%	3-14	21.4%
FT%	3-4	75%
2 <sup>nd</sup> FG%	12-31	38.7%
3PT%	2-8	25.0%
FT%	14-17	82.4%
GM FG%	23-66	34.8%
3PT%	5-22	22.7%
FT%	17-21	81.0%
Dead Ball Rebounds: 2, 0		

Record: 18-8 (11-2)												
NO. Name	Min	FG	3P	FT	Rebounds	Fouls	TP	AS	TO	ST	Blocks	+/
32 TeJon Sawyer	F 19:25	4-8	0-1	0-0	2 3 5 0 0	0	8	2	3	1	0	0 8
1 Kai Johnson	G 28:19	4-8	0-1	2-3	0 3 3 4 5	10	2	2	2	0	0	5
3 Malik Moore	G 28:21	4-11	1-2	1-2	2 2 4 4 3	10	3	1	1	0	1	18
11 Joe Priddgen	G 24:37	5-7	0-0	2-3	1 5 6 1 2	12	1	2	2	0	0	15
12 Brandon Whitney	G 34:31	3-5	0-0	4-4	0 1 1 4 2	10	1	1	0	0	0	11
0 Money Williams	20:37	7-8	3-3	0-0	0 6 6 2 2	17	3	2	1	0	1	-2
15 Jalen Foy	11:51	0-2	0-2	0-0	1 0 1 0 0	0	0	2	1	0	0	0
20 Austin Patterson	23:29	1-4	1-3	0-0	1 3 4 2 0	3	1	0	0	0	1	10
5 Amari Jenkins	12:14	2-2	0-0	2-4	2 1 3 1 2	6	0	0	0	2	0	-3
50 Jensen Bradtkie	06:36	2-2	1-1	0-0	0 0 0 0 0	0	0	0	0	0	0	-2
Team					2 3 5							
Totals		32-57	6-13	11-16	11 27 38	18 16	81	15	12	7	2	3 13

Shooting By Period		
1 <sup>st</sup> FG%	16-30	53.3%
3PT%	4-8	50.0%
FT%	1-2	50%
2 <sup>nd</sup> FG%	16-27	59.3%
3PT%	2-5	40.0%
FT%	10-14	71.4%
GM FG%	32-57	56.1%
3PT%	6-13	46.2%
FT%	11-16	68.8%
Dead Ball Rebounds: 1, 0		

Technical Fouls: NONE

	ISU	MON							
Biggest lead	3 (1 <sup>st</sup> 13:31)	15 (2 <sup>nd</sup> 16:57)	Points from	ISU	MON	Period by Period Scoring			
Best Scoring Run	5 (2 <sup>nd</sup> 13:50)	11 (1 <sup>st</sup> 10:19)	Turnovers	14	12	1st	2nd	TOT	
Lead Changes	2	2	Paint	31	44	ISU	28	40	68
Times Tied	5	0	Second Chance	11	12				
Time with Lead	01:16	32:51	Fast Breaks	16	10	MON	37	44	81
			Bench	10	31				

Game #27  
Feb. 15, 2025  
Missoula, Montana

**Griz 58 Griz 65**

Record: 9-18 (3-10)												
NO. Name	Min	FG	3P	FT	Rebounds	Fouls	TP	AS	TO	ST	Blocks	+/
5 Nigel Burris	F 32:52	2-3	0-1	0-0	0 4 4 2 1	4	0	1	0	0	0	-5
8 Viljami Vartiainen	F 22:02	4-6	3-4	0-0	0 2 2 3 1	11	0	1	1	0	0	2
15 Declan Cutler	F 08:31	0-0	0-0	0-0	0 1 0 0 0	0	1	0	0	0	0	-7
0 Blaise Threatt	G 39:49	10-19	1-2	3-4	0 5 5 0 1	7	24	4	3	0	1	0
6 Trevor Hennig	G 40:00	4-10	1-3	2-2	0 3 3 1 2	11	0	2	0	0	1	-7
11 Saadiq Moore	17:10	0-4	0-4	0-0	0 1 1 2 0	0	0	2	0	0	0	-8
20 Alex Tew	15:19	0-1	0-0	2-2	2 2 4 2 1	2	1	2	0	3	1	0 -6
13 Vasilije Vucinic	25:18	3-4	0-0	0-0	1 4 5 2 2	6	1	0	0	0	0	-4
23 Nemanja Sarenac	00:48	0-0	0-0	0-0	0 0 0 0 0	0	0	0	0	0	0	-1
10 Marko Sarenac	00:12	0-0	0-0	0-0	0 0 0 0 0	0	0	0	0	0	0	0
Team					0 1 1							
Totals		23-47	5-14	7-8	3 2 2 25	12 15	58	5	14	2	1	1 -7

Shooting By Period		
1 <sup>st</sup> FG%	14-25	56.0%
3PT%	2-6	33.3%
FT%	3-3	100%
2 <sup>nd</sup> FG%	9-22	40.9%
3PT%	3-8	37.5%
FT%	4-5	80%
GM FG%	23-47	48.9%
3PT%	5-14	35.7%
FT%	7-8	87.5%
Dead Ball Rebounds: 2, 0		

Montana - 65		Record: 19-8 (12-2)											
NO. Name	Min	FG M-A	3P M-A	FT M-A	Rebounds OR DR TOT	Fouls PF FT	TP	AS	TO	ST	Blocks B B	+/	
32 TeJon Sawyer	F 27:50	7-9	1-2	2-2	1 3 4 3 1	17	3	1	1	0	1	6	
1 Kai Johnson	G 28:05	4-7	0-2	1-3	0 3 3 1 4	9	1	4	0	0	0	7	
3 Malik Moore	G 35:48	8-13	6-10	0-0	3 3 4 2 2	4	2	2	2	1	0	9	
11 Joe Priddgen	G 28:51	3-4	0-0	0-0	2 3 5 2 1	6	0	0	1	0	0	13	
12 Brandon Whitney	G 25:46	2-6	1-3	0-0	0 2 2 0 0	5	4	0	1	0	0	4	
0 Money Williams	25:18	1-7	0-1	2-2	0 3 3 4 3	4	4	0	1	0	0	11	
5 Amari Jenkins	05:21	0-0	0-0	0-0	0 0 0 0 0	0	0	0	0	0	0	-4	
20 Austin Patterson	11:18	0-3	0-2	0-0	0 0 0 1 0	0	0	0	1	0	0	-12	
50 Jensen Bradtke	05:17	0-1	0-0	0-0	0 0 0 0 0	0	0	1	0	0	0	-1	
15 Jalen Foy	05:46	1-2	0-0	0-0	0 0 0 0 0	0	2	0	0	0	0	5	
22 Adam Shoff	00:31	0-0	0-0	0-0	0 0 0 0 0	0	0	0	1	0	0	-3	
Team					2 3 5		0 0						
Totals		26-52	8-22	5-7	5 20 25	16 11	65	17	9	6	1	7	



## MONTANA BASKETBALL



Game #29  
Feb. 27, 2025  
Sacramento, California

**Griz 60** **54**

Record: 21-8 (14-3)												
NO. Name	Min	FG M-A	3P M-A	FT M-A	Rebounds OR DR TOT	Fouls PF FD	TP	AS	TO	ST	Blocks BS BA	+/-
32 TeJon Sawyer	F 22:29	4-6	1-2	3-4	0 3 3	4 2	12	0	1	1	2 1	8
1 Kai Johnson	G 16:19	2-4	0-0	0-2	0 0 0	2 1	4	0	1	0	1 1	18
3 Malik Moore	G 25:32	1-7	0-3	6-6	0 4 4	2 3	8	3	3	0	0 0	0
11 Joe Pridgen	G 31:27	5-6	0-0	1-2	1 6 7	3 1	11	1	3	0	1 0	8
12 Brandon Whitney	G 34:07	5-6	0-0	8-8	0 2 2	1 6	18	4	0	1	0 0	5
0 Money Williams	31:49	2-7	1-4	2-2	1 8 9	4 3	7	1	3	2	0 0	2
20 Austin Patterson	27:09	0-1	0-0	0-0	0 4 4	1 1	0	1	2	0	1 0	-1
5 Amari Jenkins	10:54	0-1	0-0	0-0	0 2 2	0 0	0	1	0	1	0 0	-8
59 Jensen Bradtkie	00:15	0-0	0-0	0-0	0 0 0	0 0	0	0	0	0	0 0	-2
Team					1 1 2		0	1				
Totals		19-38	2-10	20-24	3 30 33	17 17	60	11	14	5	2 6	8

Technical Fouls:NONE

Record: 7-22 (3-13)												
NO. Name	Min	FG M-A	3P M-A	FT M-A	Rebounds OR DR TOT	Fouls PF FD	TP	AS	TO	ST	Blocks BS BA	+/-
15 Jacob Holt	F 22:35	5-14	0-3	6-8	2 7 9	4 5	16	0	1	2	0 2	7
2 Bailey Nunn	G 31:42	2-10	0-5	0-0	0 3 3	0 2	4	3	1	1	0 0	-7
3 EJ Neal	G 39:27	4-8	3-7	0-0	1 3 4	1 2	11	2	0	1	2 0	-4
7 Lachlan Brewer	G 33:17	2-9	0-4	0-0	2 1 3	0 4	1	1	2	1	0 0	-4
10 Emil Skytta	G 23:23	3-5	0-0	2-5	0 1 1	4 4	3	3	1	0	1 0	-8
5 Michael Wilson	06:41	1-1	1-1	0-0	1 1 2	4 3	0	0	0	0	0 0	4
34 Chud Dioramma	17:23	2-3	0-0	0-0	1 1 2	2 4	0	1	0	0	0 0	-12
32 Julian Vaughns	03:14	0-3	0-2	0-0	0 0 0	1 0	0	0	0	0	2 -7	
11 Leo Ricketts	08:18	2-3	0-1	0-0	1 1 2	1 1	4	2	0	0	0 0	1
Team					1 0 1		0					
Totals		21-56	4-23	8-13	8 18 26	17 17	54	11	8	6	2 5	-6

Technical Fouls:NONE

		UM	SAC			Points from	UM	SAC			Period by Period Scoring
Biggest lead		22 (2 <sup>nd</sup> 8:13)	0 (1 <sup>st</sup> 20:00)			Turnovers	11	10			1st 2nd TOT
Best Scoring Run		12 (1 <sup>st</sup> 8:13)	7 (2 <sup>nd</sup> 11:18)			Paint	30	32			UM 31 29 60
Lead Changes		0				Second Chance	2	7			
Times Tied		1				Fast Breaks	6	2			
Time with Lead		36:51	00:00			Bench	7	11			SAC 15 39 54

Game #30  
March 1, 2025  
Portland, Oregon

**Griz 76** **79**

Record: 21-8 (14-3)												
NO. Name	Min	FG M-A	3P M-A	FT M-A	Rebounds OR DR TOT	Fouls PF FD	TP	AS	TO	ST	Blocks BS BA	+/-
32 TeJon Sawyer	F 30:44	5-8	0-0	0-0	2 4 6	5 0	10	2	3	0	3 2	-9
1 Kai Johnson	G 23:49	2-8	0-3	0-0	0 5 5	3 0	4	2	1	0	0 1	-6
3 Malik Moore	G 36:58	2-9	2-7	2-2	0 1 1	3 0	8	3	2	1	0 0	8
11 Joe Pridgen	G 28:43	3-8	0-1	1-3	3 5 8	3 4	7	0	1	1	1 2	-20
12 Brandon Whitney	G 33:39	1-2	0-1	4-4	1 2 3	3 3	6	1	1	0	0 0	-3
0 Money Williams	36:33	11-22	2-10	12-15	0 4 4	1 9	36	3	5	1	0 1	6
20 Austin Patterson	31:53	1-3	1-3	2-2	0 6 6	2 1	5	1	0	0	1 0	11
5 Amari Jenkins	02:41	0-0	0-0	0-0	0 0 0	1 0	0	0	0	0	0 0	-2
Team					2 5 7		0		2			
Totals		25-60	5-25	21-26	8 32 40	21 17	76	12	15	3	5 6	-3

Technical Fouls:NONE

Record: 18-12 (10-7)												
NO. Name	Min	FG M-A	3P M-A	FT M-A	Rebounds OR DR TOT	Fouls PF FD	TP	AS	TO	ST	Blocks BS BA	+/-
22 Isaiah Johnson	F 39:35	4-7	0-1	5-9	3 4 7	4 6	13	1	3	1	0 0	4
34 Terri Miller Jr.	F 29:00	8-15	0-0	5-7	4 7 11	3 4	21	2	2	0	2 0	18
4 Tre-Vaughn Minott	C 24:47	0-3	0-0	0-0	1 4 5	1 0	0	1	0	2	2 0	-6
2 Qiant Myers	G 42:05	6-14	3-4	4-9	0 2 2	3 6	19	5	4	1	1 1	6
5 Jaylin Henderson	G 41:33	9-12	2-4	3-4	0 4 4	5 2	11	0	0	1	0 2	7
0 Cole Farrall	14:01	1-4	0-2	2-2	0 0 0	0 1	4	0	0	1	0 0	-18
10 Hayden Curtiss	21:54	1-5	1-1	2-4	3 4 7	1 2	5	1	0	0	1 2	6
1 Kaelcy Phipps	04:26	0-0	0-0	0-0	0 0 0	0 0	0	0	0	1	0 0	-2
3 Shane Nowell	07:38	2-3	2-2	0-0	1 0 1	1 0	6	0	0	0	0 0	0
Team					3 3 6		0		2			
Totals		25-63	8-14	21-35	15 28 43	18 21	79	10	11	7	6 5	3

Technical Fouls:Myers 2<sup>nd</sup> 14:34

		UMT	PSU			Points from	UMT	PSU			Period by Period Scoring
Biggest lead		11 (2 <sup>nd</sup> 5:49)	9 (2 <sup>nd</sup> 15:11)			Turnovers	7	21			1st 2nd OT1 TOT
Best Scoring Run		10 (1 <sup>st</sup> 11:21)	13 (1 <sup>st</sup> OT 3:54)			Paint	34	32			UMT 27 36 13 76
Lead Changes		8				Second Chance	8	14			
Times Tied		5				Fast Breaks	0	6			
Time with Lead		19:46	20:22			Bench	41	15			PSU 26 37 16 79

Game #31  
March 3, 2025  
Missoula, Montana

**EW 72** **Griz 83**

Record: 10-21 (6-12)												
NO. Name	Min	FG M-A	3P M-A	FT M-A	Rebounds OR DR TOT	Fouls PF FD	TP	AS	TO	ST	Blocks BS BA	+/-
33 Emmett Marquardt	F 26:09	6-10	1-3	0-0	3 1 4	5 1	13	2	2	2	1 0	-6
2 Mason Williams	G 35:11	9-13	2-2	0-0	0 4 4	1 5	20	3	2	1	1 0	-10
9 Andrew Cook	G 33:48	6-8	0-0	7-8	0 1 1	4 5	19	1	1	0	0 0	-11
11 Nic McClain	G 28:04	3-6	1-2	0-0	1 1 1	4 0	7	5	3	1	0 0	-6
21 Sebastian Hartmann	G 29:13	2-5	0-2	1-3	1 3 4	5 2	5	2	2	0	1 0	3
0 Angelo Winkel	08:59	1-2	0-0	0-0	0 2 2	2 2	2	0	0	0	0 1	5
20 Sam Stockton	06:27	0-0	0-0	0-0	0 1 1	2 1	0	0	1	0	1 0	-4
5 Elijah Thomas	13:07	0-4	0-3	0-0	0 2 2	0 0	0	1	0	1	1 0	-4
1 Tyler Powell	14:26	3-5	0-2	0-0	0 1 1	2 0	6	0	0	0	0 0	-19
8 Vice Zanki	04:36	0-1	0-0	0-0	0 0 0	1 0	0	0	0	0	0 0	-4
Team					1 3 4		0					
Totals		30-54	4-15	8-11	5 19 24	26 14	72	16	11	4	5 1	-11

Technical Fouls:NONE

Record: 22-9 (15-3)												
NO. Name	Min	FG M-A	3P M-A	FT M-A	Rebounds OR DR TOT	Fouls PF FD	TP	AS	TO	ST	Blocks BS BA	+/-
32 TeJon Sawyer	F 34:51	6-6	0-0	7-10	1 4 5	3 7	19	2	4	0	1 0	15
1 Kai Johnson	G 20:19	2-5	1-2	0-2	0 4 4	2 1	5	1	0	3	0 2	2
3 Malik Moore	G 18:17	4-8	2-3	2-2	0 0 0	5 2	12	0	1	0	1 0	0
11 Joe Pridgen	G 28:18	3-5	0-0	5-7	5 6 11	3 6	11	1	1	2	0 1	12
12 Brandon Whitney	G 37:16	5-9	0-1	3-3	0 2 2	2 13	3	0	0	0	0 0	17
0 Money Williams	31:55	7-14	3-6	6-9	0 3 3	1 8	23	4	2	0	1 1	8
5 Amari Jenkins	01:57	0-0	0-0	0-0	0 0 0	0 0	0	0	0	0	0 0	-6
20 Austin Patterson	16:00	0-2	0-2	0-0	0 0 0	0 0	0	1	1	0	0 0	9
5 Jensen Bradtkie	10:35	0-0	0-0	0-0	1 2 3	0 0	0	1	0	0	0 0	-2
8 Jeremiah Dargan	00:08	0-0	0-0	0-0	0 0 0	0 0	0	0	0	0	0 0	0
14 Zack Davidson	00:08	0-0	0-0	0-0	0 0 0	0 0	0	0	0	0	0 0	0
15 Jalen Foy	00:08	0-0	0-0	0-0	0 0 0	0 0	0	0	0	0	0 0	0
22 Adam Shoff	00:08	0-0	0-0	0-0	0 0 0	0 0	0	0	0	0	0 0	0
Team					1 0 1		0					
Totals		27-49	6-14	23-33	8 21 29	14 26	83	12	10	8	1 5	11

Technical Fouls:NONE

		EWU	MON			Points from	EWU	MON			Period by Period Scoring
Biggest lead		14 (1 <sup>st</sup> 13:23)	11 (2 <sup>nd</sup> 0:29)			Turnovers	12	8			1st 2nd TOT
Best Scoring Run		8 (1 <sup>st</sup> 14:50)	10 (1 <sup>st</sup> 8:11)			Paint	40	40			EWU 37 35 72
Lead Changes		8				Second Chance	8	10			
Times Tied		7				Fast Breaks	4	12			
Time with Lead		29:22	08:19			Bench	8	23			MON 30 53 83

Game #32  
March 9, 2025  
Boise, Idaho

**Griz 74** **NAU 65**

Northern Ariz. - 65					Record: 18-15												
NO. Name	Min	FG M-A	3P M-A	FT M-A	Rebounds OR DR TOT	Fouls PF FT	TP	AS	TO	ST	Blocks BS BA	+/-	Shooting By Period				
12 Diego Campisano	F 31:34	3-12	1-7	2-3	1 2 3	2 2	9	0	1	2	1	-13	1 <sup>st</sup> FG%	12-32	37.5%		
3 Carson Towl	F 37:52	3-8	0-0	0-1	5 8 13	5 4	6	1	1	0	0	-11	3 <sup>PT</sup>	21	18.2%		
33 Peyton Jackson	G 31:14	1-7	1-2	4-5	3 3 6	4 3	3	1	1	0	0	-11	FT%	5	62.5%		
11 Ryan Abselman	G 34:54	2-7	0-5	0-0	7 7 14	4 3	4	1	1	2	0	-9	2 <sup>nd</sup> FG%	12-30	40.0%		
24 Trenton McLaughlin	G 39:13	13-24	4-9	4-8	0 1 1	4 4	34	2	2	0	0	-10	3 <sup>PT</sup>	5-14	35.7%		
23 Monty Bowser	10:32	1-1	1-1	0-0	0 2 2	1 0	3	0	0	0	0	-1	FT%	5-10	50%		
34 Leigh Rickwood-Pitt	09:06	0-1	0-0	0-0	0 0 0	1 0	0	0	0	0	0	5	GM FG%	24-62	38.7%		
21 Dillan Baker	04:50	1-2	0-1	0-1	0 1 1	3 1	2	0	1	1	0	0	3 <sup>PT</sup>	7-25	28.0%		
4 Oakland Fort	00:48	0-0	0-0	0-0	0 0 0	1 0	0	0	0	0	0	1	FT%	10-18	55.6%		
Team					0 0 0	0	0	1	0	0	0	1	Dead Ball Rebounds: 5.0				
Totals		24-62	7-25	10-18	7 24 31	25 15	65	8	10	6	1	-9	Technical Fouls: NONE				

## MONTANA BASKETBALL



Game #33  
March 11, 2025  
Boise, Idaho

**Griz 78** **Vandals 55**

Idaho - 55

Record: 16-19

NO.	Name	Min	FG	3P	FT	Rebounds	Fouls	TP	AS	TO	ST	Blocks	BS	BA	+/
0	Julius Mims	F 27:48	2-5	0-0	2-4	3 4 7	2 3	6	0	0	0	1	0	-7	
2	Tyler Mus	F 19:33	0-4	0-4	0-0	0 3 3	0 1	0	0	1	0	0	0	-23	
7	Jack Payne	G 32:38	6-12	4-9	2-3	3 3 6	1 2	18	1	4	1	0	0	-26	
10	Kristian Gonzalez	G 28:23	4-10	0-3	0-0	1 5 6	1 2	8	0	1	0	0	0	-14	
14	Kolton Mitchell	G 37:04	3-13	0-2	6-7	0 3 3	1 4	12	1	1	0	0	0	-20	
11	Titus Yearout	23:03	2-5	1-3	2-2	1 1 2	3 1	7	1	0	0	1	0	0	
22	Tyler Linhardt	10:10	0-2	0-0	0-0	1 0 1	0 1	0	0	2	0	0	0	-18	
5	Isaiah Brickner	09:41	0-1	0-1	0-0	0 4 4	1 0	0	2	1	0	0	0	-1	
34	Kyson Rose	05:31	0-3	0-2	0-0	0 1 1	1 0	0	0	0	0	0	0	-6	
3	Jojo Anderson	00:42	0-0	0-0	0-0	0 0 0	0 0	0	0	1	0	0	0	0	
24	Miles Klapper	01:39	0-0	0-0	0-0	0 1 1	0 2	4	0	0	0	0	0	0	
4	Jayden Stevens	00:57	0-0	0-0	0-0	0 0 0	0 0	0	0	0	0	0	0	0	
15	Ewan Steele	00:57	0-0	0-0	0-0	0 0 0	0 0	0	0	0	0	0	0	0	
23	Takai Hardy	00:57	0-0	0-0	0-0	0 1 0	0 0	0	0	0	0	0	0	0	
33	Jack Hatten	00:57	0-0	0-0	0-0	0 0 0	0 0	0	0	0	0	0	0	0	
Team						0 1 1	0	0	0	0	0	0	0	0	
Totals			17-55	5-26	16-20	9 27 36	10 16 55	5	11	1	2	0	0	23	

Technical Fouls: NONE

Montana - 78

Record: 24-9

NO.	Name	Min	FG	3P	FT	Rebounds	Fouls	TP	AS	TO	ST	Blocks	BS	BA	+/-
32	Te'Jon Sawyer	F 27:35	3-5	2-2	1-2	0 5 5	3 2	9	2	0	1	0	0	0	21
1	Kai Johnson	G 25:10	5-9	3-5	0-0	0 1 1	5 1	13	2	2	0	0	0	0	17
3	Malik Moore	G 24:04	3-7	1-4	0-0	1 3 4	0 0	7	4	0	0	0	0	0	17
11	Joe Pridgen	G 17:42	3-4	0-0	0-0	3 4 7	1 0	6	2	1	1	0	0	0	14
12	Brandon Whitney	G 31:53	3-7	1-3	0-0	0 6 6	1 2	7	2	0	0	0	0	1	16
0	Money Williams	28:57	4-12	1-6	4-4	0 4 4	1 3	13	5	1	0	0	1	1	19
20	Austin Patterson	27:12	6-11	5-10	3-4	0 6 6	4 1	20	2	1	4	0	0	0	16
50	Jensen Bradtkie	10:56	0-3	0-3	0-0	0 1 1	0 0	0	0	0	0	0	0	0	-3
15	Jalen Foy	02:22	0-0	0-0	0-0	0 0 0	0 1	0	0	0	0	0	0	0	-1
5	Amari Jenkins	01:39	0-0	0-0	0-0	0 0 0	0 1	0	0	0	0	0	0	0	0
8	Jeremiah Dargan	01:39	1-3	1-3	0-0	0 0 0	0 0	3	0	0	1	0	0	0	0
22	Adam Shoff	00:51	0-0	0-0	0-0	0 0 0	0 0	0	0	0	0	0	0	0	-1
Team						2 0 2	0	1	0	0	0	0	0	0	0
Totals			28-61	14-36	8-10	6 30 36	16 10 78	19	6	7	0	2	23		

Technical Fouls: NONE

		UI	UM
Biggest lead	2 (1 <sup>st</sup> 19:44)	31 (2 <sup>nd</sup> 5:14)	
Best Scoring Run	9 (2 <sup>nd</sup> 13:16)	14 (2 <sup>nd</sup> 7:10)	
Lead Changes	1		
Times Tied			
Time with Lead	00:20	38:39	

Period by Period Scoring			
	1st	2nd	TOT
UI	28	27	55
UM	39	39	78

Game #34  
March 12, 2025  
Boise, Idaho

**Griz 91** **Lions 83**

Montana - 91

Record: 25-9

NO.	Name		Min	FG	3P	FT	Rebounds	Fouls	TP	AS	TO	ST	Blocks	BS	BA
				M	A	M	OR DR TOT	P F							
32	Te'Jon Sawyer	F	27:30	3-4	0-0	0-1	0 4 4	5 2	6	0	1	0	0	0	18
1	Kai Johnson	G	31:32	7-10	2-2	7-8	0 3 3	2 7	23	1	3	0	2	0	1
3	Malik Moore	G	32:43	5-7	3-4	2-2	0 3 3	1 1	15	0	0	1	0	0	10
11	Joe Pridgen	G	36:16	7-11	0-0	3-4	3 2 5	4 3	17	2	3	1	1	0	15
12	Brandon Whitney	G	34:48	7-9	2-2	2-2	0 1 1	1 2	18	3	1	1	0	0	10
0	Money Williams		18:32	1-4	0-2	5-5	0 0 0	2 3	7	1	2	1	0	1	-5
20	Austin Patterson		16:23	0-1	0-1	5-6	2 4 6	3 3	5	1	0	0	0	0	-11
5	Amari Jenkins		02:16	0-0	0-0	0-0	0 0 0	1 0	0	0	0	0	0	0	2
Team							0 0 0	0	0	0	0	0	0	0	
Totals				30-46	7-11	24-28	5 17 22	19 21 91	8	10	4	3	1	8	

Technical Fouls: NONE

Northern Colo. - 83

Record: 25-9

NO.	Name	Min	FG	3P	FT	Rebounds	Fouls	TP	AS	TO	ST	Blocks	BS	BA	+/
14	Brock Wisne	F 33:43	5-7	0-0	5-6	1 2 3	3 4	15	0	2	2	0	0	-10	
23	Isaiah Hawthorne	F 34:05	3-7	0-2	8-8	0 2 2	1 7	14	2	1	0	0	1	-16	
6	Langston Reynolds	G 37:23	7-12	1-2	3-4	0 2 2	3 5	18	2	2	0	0	1	-8	
9	Jaron Rillie	G 40:00	10-15	3-6	1-2	1 3 4	3 3	24	6	2	2	0	0	-8	
11	Zach Bloch	G 18:56	1-2	1-2	0-0	0 1 1	1 0	3	0	0	0	0	0	-7	
5	Quinn Denker	18:12	2-5	0-0	0-0	0 1 1	5 0	4	0	0	0	0	1	6	
42	Marcell McCreary	13:56	2-3	1-2	0-0	0 0 0	4 0	5	0	1	0	1	0	1	
2	Taeshaud Jackson	03:44	0-0	0-0	0-0	0 1 1	1 0	0	0	0	0	0	0	2	
Team						3 2 5	0	0	0	0	0	0	0	0	
Totals			30-51	6-14	17-20	5 14 19	21 19	83	10	8	4	1	3	-8	

Technical Fouls: NONE

		UM	UNC
Biggest lead	14 (2 <sup>nd</sup> 16:22)	6 (1 <sup>st</sup> 11:28)	
Best Scoring Run	7 (1 <sup>st</sup> 7:31)	8 (1 <sup>st</sup> 11:28)	
Lead Changes	5		
Times Tied	2		
Time with Lead	33:07	05:21	

Points from		UM	UNC
Turnovers	8	7	
Paint	38	38	
Second Chance	4	9	
Fast Breaks	0	2	
Bench	12	9	

Period by Period Scoring			
	1st	2nd	TOT
UM	48	43	91
UNC	39	44	83