



WISCONSIN BASKETBALL

27 NCAA TOURNAMENT APPEARANCES | 4 FINAL FOURS | 23 BIG TEN CHAMPIONSHIPS | 22 CONSENSUS ALL-AMERICANS

#21 WISCONSIN BADGERS

17-5, 6-4 BIG TEN



Head Coach: Greg Gard
Record at WIS: 203-112 (10th season)
Overall Record: Same
Gard vs. NU: 10-5

AT

INDIANA HOOSIERS

14-8, 5-6 BIG TEN



Head Coach: Mike Woodson
Record at IU: 77-48 (4th season)
Overall Record: Same
Woodson vs. WIS: 2-2

TUESDAY, FEB. 4 | 8:00 PM (CT) | PEACOCK | MADISON, WIS. | KOHL CENTER

WISCONSIN HOSTS INDIANA FOR SUPER TUESDAY

- Winners of 9 of the last 11, #21 Wisconsin hosts Indiana looking to keep pace among the top teams in the Big Ten. Tip-off is set for 8 p.m. (CT) on Peacock.
- Up next, the Badgers hit the road at Iowa (2/8) and Purdue (2/15).

FAST BREAK FACTS

- HISTORIC HOOSIER STREAK:** Wisconsin has won 20 consecutive home games against Indiana, the longest-ever home win streak vs. the Hoosiers.
 - Overall, the Badgers have won 25 of the last 30 against the Hoosiers. (page 3)
- TRENDING UP:** Wisconsin sits at No. 21 in the AP poll, 14 in KenPom and 16 in the NET.
 - UW is 10-5 in Quad 1/2 games with 6 Quad 1 wins and zero losses outside of Quad 1. (page 4)
 - At 17-5 third-best start under Greg Gard, trailing 2016-17 (19-3) and 2021-22 (18-4).
- TONJE'S BEEN TERRIFIC:** John Tonje is looking like an All-Big Ten player, ranking 4th in the Big Ten with 18.6 ppg, including a 41-point performance vs. #9 Arizona. (page 5)
 - Tonje is 2nd in the B1G shooting 92.9% at the FT line and is 4th in the B1G at 41.5% on 3FGs.
- ON THE OFFENSIVE:** Wisconsin has one of its most prolific offenses in decades (page 4):
 - 7th in KenPom effic. - highest since 2014-15
 - 167th in Adj. Tempo - highest in KenPom era
 - 81.5 ppg - UW's most since 1970-71, 32nd NCAA
 - 15.0 apg - UW's most since 1993-94
 - 10.0 3FGs/gm - most in UW history, 2nd in B1G
 - 17.5 FTs/gm - UW's most since '70-71, 19th NCAA
 - 84.6% FT pct - NCAA record pace
 - Nearly all 5 of UW's starters are averaging 10+ ppg, which hasn't happened at UW since 2003.
 - Including a Kohl-Center record 116 points vs. Iowa (1/3), Wisconsin reached 80 points in 13 of 20 games, most since 1970-71 season (13 times).
- TAKE WHAT'S FREE:** Wisconsin leads the NCAA is on pace to shatter the NCAA record, shooting 84.6% at the FT line. The Badgers are 19th in the NCAA avg. 17.5 FTs per game (pg 8)
- THREE FOR ME:** Dating back to last sea
- DEFENSE STILL WINS:** Dating back to last season, Wisconsin is 29-1 in games when holding foes to 70 or fewer points (12-1 this year).
- GARD AMONG GREATS:** With a career 111-74 (60.0%) Big Ten record, head coach **Greg Gard** ranks 21st on the conference's all-time wins list and his win percentage ranks 8th-best among B1G coaches of the last 45 years. (page 6)
- BLACKWELL, GROUNDSWELL:** Sophomore **John Blackwell** is averaging 16.6 ppg in Big Ten play, 11th-highest mark in the conference. (page 6)
- CROWL COMING ON:** UW has won 9 of its last 11 with **Steven Crowl** as a catalyst, avg 11.9 ppg & 6.4 rpg, shooting 65.3% and 40.1% 3FG. (pg 7)
- WINTER IS COMING:** After averaging 2.4 points per game last season, soph. **Nolan Winter** has improved to 10.1 ppg this year, while 2nd on UW with 5.6 rpg and a team-high 59.0% FGs. (pg 7)
- MCGEE IMPACT:** A frontrunner for Sixth Man of the Year, **Kamari McGee** leads the nation shooting 54.0% from 3FGs with a 3.1 A/T ratio. UW is 8-0 when McGee scores in double figures. (page 8)



Since Jan. 21, John Tonje is averaging 25.3 ppg, the second-highest scoring average in the nation. He has also hit 21 3FGs over that span, tied for most in the NCAA.

POTENTIAL STARTING FIVE



GUARD

25 John Blackwell
15.5 PPG, 4.5 RPG, 2.2 APG
■ Scored 28+ in 3 games, including 32 points vs. Iowa



GUARD

11 Max Klesmit
10.0 PPG, 2.6 RPG, 2.8 APG
■ 59 asts, 26 TOs (2.3 ratio); shooting 84.7% on FTs



GUARD

9 John Tonje
18.6 PPG, 4.8 RPG, 1.8 APG
■ 45.6% 3FGs in B1G play; 92.9% FT (131-141) overall



FORWARD

31 Nolan Winter
10.1 PPG, 5.6 RPG, 1.1 APG
■ Shooting 59.0% (fg), 39.6% (3FGs), 79.2% (FTs)



FORWARD

22 Steven Crowl
9.6 PPG, 5.8 RPG, 2.5 APG
■ 54.4% FG; Double-digit scoring in 8 of last 11 gms

2024-25 SCHEDULE

Nov. 4	HOLY CROSS	W, 85-61
Nov. 7	MONTANA STATE	W, 79-67
Nov. 10	APPALACHIAN STATE	W, 87-56
Nov. 15	ARIZONA [#9]	W, 103-88
Nov. 18	UT RIO GRANDE VALLEY	W, 87-84

GREENBRIER TIP-OFF (White Sulphur Springs, WV)

Nov. 22	vs. UCF [RV]	W, 86-70
Nov. 24	vs. Pitt [RV]	W, 81-75
Nov. 30	CHICAGO STATE	W, 74-53
Dec. 3	MICHIGAN [RV]	L, 64-67
Dec. 7	at Marquette [#5]	L, 74-88
Dec. 10	at Illinois [RV]	L, 80-86
Dec. 14	vs. Butler (Gainbridge, Indy)	W, 83-74
Dec. 22	DETROIT MERCY	W, 76-53
Jan. 3	IOWA	W, 116-85
Jan. 6	at Rutgers	W, 75-63
Jan. 10	MINNESOTA	W, 80-59
Jan. 14	OHIO STATE	W, 70-68
Jan. 18	at USC	W, 84-69
Jan. 21	at UCLA	L, 83-85
Jan. 26	NEBRASKA	W, 83-55
Jan. 29	at Maryland	L, 68-76
Feb. 1	at Northwestern	W, 75-69
Feb. 4	INDIANA	8 PM
Feb. 8	at Iowa	Noon
Feb. 15	at Purdue [#10]	Noon
Feb. 18	ILLINOIS [#18]	7:30 PM
Feb. 22	OREGON [#16]	11 AM
Feb. 25	WASHINGTON	8 PM
March 2	at Michigan State [#7]	12:30 PM
March 5	at Minnesota	7:30 PM
March 8	PENN STATE	Noon

BIG TEN TOURNAMENT (Indianapolis, Ind.)

March 12-16 at Gainbridge Fieldhouse

Home games in **BOLD CAPS**

FOLLOW THE #BADGERS

TV: PEACOCK

Play-by-Play:	Noah Eagle
Analyst:	Robbie Hummel

RADIO: BADGER SPORTS NETWORK

Varsity Network App | SiriusXM channel 85 or 390

Play-by-Play:	Matt Lepay
Analyst:	Patrick Herb

SOCIAL MEDIA: #ONWISCONSIN

X/Twitter:	@BadgerMBB
Instagram:	@BadgerMBB
Facebook:	/WisconsinMensBasketball

BASKETBALL COMMUNICATIONS**GENERAL INFORMATION**

- 1440 Monroe Street, Madison, WI 53711
- www.UWBadgers.com

AJ HARRISON
ASSISTANT DIRECTOR OF BRAND COMMUNICATIONS

Phone: (608) 279-8641
 Email: AH3@athletics.wisc.edu
 X/Twitter: @ajharrison1


PATRICK HERB
ASST. ATHLETIC DIRECTOR, STRATEGIC COMMUNICATIONS

Phone: (608) 957-2085
 Email: PAH@athletics.wisc.edu
 X/Twitter: @PatrickHerb

**MEDIA RESOURCES****CREDENTIAL APPLICATIONS**

- www.sportssystem.com/Wisconsin

BIG TEN MEDIA EMAIL LIST

- office.bigten.org/media

WISCONSIN BASKETBALL RECORD BOOK

- www.go.wisc.edu/MBBRecordBook

WIRELESS INTERNET ACCESS (CAMP RANDALL)

- BadgerWiFi (connect and register with email address)

LIVE STATS - STATBROADCAST (KOHL CENTER)

- Wisconsin.StatBroadcast.com

OFFICIAL SOCIAL MEDIA CHANNELS

- Twitter: @BadgerMBB
- Instagram: @BadgerMBB
- Facebook: /WisconsinMensBasketball
- YouTube: /WisconsinBadgers

RADIO

- Badger Radio Network

MATT LEPAY

The Voice of the Badgers (PxP)
 Address: P.O. Box 99
 Madison, WI 53701
 Phone: 608-274-5450

Credentials: 2024-25 Wisconsin men's basketball season/game credentials must be requested online: www.sportssystem.com/Wisconsin

For more info/questions, contact **AJ Harrison** with questions (608-279-8641). Approved credentials will be either mailed or made available at the Brand Communications Office or with the parking attendant (white vehicle) at the entrance to Lot 46 on Frances Street, one block north of the Kohl Center




GUARD
2 Jack Robison
 Freshman
 Lakeville, Minn.



GUARD
3 Camren Hunter
 Junior
 Bryant, Ark.




GUARD
4 Kamari McGee
 Senior, 6-0, 180
 Racine, Wis.



GUARD
5 Daniel Freitag
 Freshman
 Bloomington, Minn.



FORWARD
7 Carter Gilmore
 Senior, 6-4, 200
 Hartland, Wis.



GUARD
9 John Tonje
 Grad Student, 6-4, 215
 North Omaha, Neb.



GUARD
11 Max Klesmit
 Senior, 6-4, 200
 Neenah, Wis.



FORWARD
13 Xavier Amos
 Junior
 Chicago, Ill.



GUARD
14 Aidan Konop
 Freshman
 Sussex, Wis.



GUARD
15 Isaac Gard
 Junior, 6-2, 165
 Oregon, Wis.



FORWARD
18 Riccardo Greppi
 Freshman
 Italy



FORWARD
21 Chris Hodges
 Junior, 6-9, 250
 Schaumburg, Ill.



FORWARD
22 Steven Crowl
 Grad Student, 7-0, 247
 Eagan, Minn.



GUARD
25 John Blackwell
 Sophomore, 6-4, 203
 Bloomfield Hills, Mich.



FORWARD
31 Nolan Winter
 Sophomore, 7-0, 220
 Lakeville, Minn.



GUARD
33 Jack Janicki
 R-Freshman, 6-5, 190
 White Bear Lake, Minn.



FORWARD
35 Markus Ilver
 Senior, 6-9, 225
 Tallinn, Estonia



HEAD COACH
Greg Gard
 10th season at Wisconsin



ASSOC. HEAD COACH
Joe Krabbenhoft
 9th season at Wisconsin



ASSISTANT COACH
Sharif Chambliss
 4th season at Wisconsin



ASSISTANT COACH
Lance Randall
 1st season at Wisconsin



SPECIAL AST TO HEAD COACH
Kirk Penney
 2nd season at Wisconsin



DIR PLAYER DEVELOPMENT
Greg Stiemsma
 20th season at Wisconsin



STRENGTH COACH
Jim Snider
 20th season at Wisconsin



ATHLETIC TRAINER
Brent Neuharth
 6th season at Wisconsin

#NAME	POS	HT	WT	YR/ELIG	HOMETOWN (HS/LAST SCHOOL)	PRONUNCIATION
2 Jack Robison	F	6-5	190	Fr. / Fr.	Lakeville, Minn. (Lakeville North)	RAH-buh-son
3 Camren Hunter	G	6-2	222	4th / Jr.	Bryant, Ark. (Bryant/Central Arkansas)	
4 Kamari McGee	G	6-0	181	4th / Sr.	Racine, Wis. (Racine St. Catherine's)	cuh-MAR-ee
5 Daniel Freitag	G	6-2	181	Fr. / Fr.	Bloomington, Minn. (Breck)	FREE-tag
7 Carter Gilmore	F	6-7	225	5th / Sr.	Hartland, Wis. (Arrowhead)	
9 John Tonje	G	6-5	218	Gr. / Gr.	N. Omaha, Neb. (Omaha Central/Missouri)	TAHN-jay
11 Max Klesmit	G	6-4	204	5th / Sr.	Neenah, Wis. (Neenah)	KLEZ-mitt
13 Xavier Amos	F	6-7	216	Jr. / Jr.	Chicago, Ill. (Whitney Young/NIU)	EX-zavier A-miss
14 Aidan Konop	G	6-2	195	Fr. / Fr.	Sussex, Wis. (Sussex Hamilton)	cuh-NOP
15 Isaac Gard	G	6-3	170	3rd / Jr.	Oregon, Wis. (Oregon)	
18 Riccardo Greppi	F	6-10	255	Fr. / Fr.	Lecco, Italy (Verona, Italy)	
21 Chris Hodges	F	6-9	257	4th / Jr.	Schaumburg, Ill. (Schaumburg)	
22 Steven Crowl	F	7-0	248	5th / Sr.	Eagan, Minn. (Eastview)	(rhymes with growl)
25 John Blackwell	G	6-4	203	2nd / So.	Bloomfield Hills, Mich. (Brother Rice)	
31 Nolan Winter	F	7-0	235	2nd / So.	Lakeville, Minn. (Lakeville North)	
33 Jack Janicki	G	6-5	198	2nd / R-Fr.	White Bear Lake, Minn. (White Bear Lake)	juh-NICK-EE
35 Markus Ilver	F	6-9	232	4th / Sr.	Tallinn, Estonia (Western Reserve Academy)	ILL-ver

WISCONSIN'S LAST TIME OUT

WISCONSIN 75, INDIANA 69

Feb. 1, 2025 | Evanston, Ill. | Welsh-Ryan Arena

- Wisconsin came back from a 9-point second-half deficit (matching its largest overcome in a win), to pull out a 75-69 win at Northwestern.
- The Badgers turned it over 9 times in the first half, but just once in the second half. UW shot 13-for-32 from 3-point range, its 12th game with 10+ triples this season. The Badgers converted 18-of-21 (85.7%) FT attempts.
- **John Tonje** finished with 27 points (5-11 3FGs) – his 4th straight game with 20+.
- **Carter Gilmore** scored a career-high 15 points (all in the 2nd half) to go with 7 reb in 24 min. **Max Klesmit** totaled 11 points (all in 2nd half) and **Nolan Winter** added 10 points and 5 reb.

SERIES VS. INDIANA

Tuesday's game marks the 180th meeting between Wisconsin and Indiana dating back to 1910. The Hoosiers lead the all-time series, 99-80.

- UW has won 25 of the last 30 matchups with Indiana, including 11 of the last 14.
- The Badgers have won 20 straight home games against Indiana, the longest-ever home winning streak against the Hoosiers.
- UW home win streak vs. IU dates back to a 56-53 win on 3/5/00 in Bob Knight's final Big Ten game. The Hoosiers last win in Madison came in the inaugural season of the Kohl Center (1/25/98).

Longest Home Win Streaks vs. Indiana, All-Time

Streak	Opponent	Years
21	Wisconsin	2000-active
19	Purdue	1901-1922
17	Michigan State	1992-2012

- UW's 20 straight wins vs. IU are the school's 2nd-longest streak vs. a Big Ten team, trailing it's active 22-game home streak vs. Penn State.

Wisconsin's Longest Home Win Streaks, Big Ten Opp.

Streak	Opponent	Years
22	Penn State	1996-active
20	Indiana	2000-active
14	Northwestern	1997-12

- Wisconsin's win streaks over Penn State (22) and Indiana (20) are the two longest active win streaks of any Big Ten team.

Big Ten, Longest Active Home Win Streaks, B1G Opp.

Streak	Opponent	Began
22	Wisconsin vs. Penn State	1996
20	Wisconsin vs. Indiana	2000
12	Michigan vs. Northwestern	2011
11	Purdue vs. Nebraska	1963

- During Wisconsin's 20-game home win streak over Indiana, the Badgers have won by an average of 72.2 to 60.2.
- The Hoosiers have been held to 60 or fewer in 13 of 20 games and never reached 80 points.
- Conversely, the Badgers have been held to 60 points or fewer just 3 times over that stretch and reached 80 a total of 7 times.
- Since 2002, when Bo Ryan and Greg Gard arrived in Madison, Wisconsin has dramatically flipped the series.


Wisconsin vs. Indiana, All-Time Series

Years	Overall vs. IU	In Madison
1910-2001	49-91 (.350)	27-40 (.403)
2002-Present	31-8 (.795)	20-0 (1.000)

- Greg Gard is 11-4 in his career vs. Indiana.
- **Max Klesmit** scored in double figures in each of his last season's 2 games with IU, pouring in 26 pts (5-7 3FGs) at home and 11 (3-8 3FGs) at IU.
- **Steven Crowl** also scored in double figures in both games last season, avg 11.0 ppg, 7.0 rpg.

HISTORY VS. INDIANA

- Overall: IU leads, 99-80
- In Madison: UW leads, 47-40
- Gard vs. IU: 11-4
- Active Streak: IU won last 1
- Overtime: Tied 7-7



LAST 25 MEETINGS (UW is 20-5)

Date	Rank	Result	Score	Location
2/25/10	17/--	W	78-46	Bloomington
1/20/11	18/--	W	69-60	Madison
3/3/11	10/--	W	77-67	Bloomington
1/26/12	12/16	W	57-50	Madison
3/9/12	14/15	W	79-71	Indianapolis
1/15/13	--/2	W	64-59	Bloomington
3/16/13	22/3	W	68-56	Chicago
1/14/14	3/--	L	72-75	Bloomington
2/25/14	14/--	W	69-58	Madison
2/3/15	5/--	W	92-78	Madison
1/5/16	--/--	L	58-59	Bloomington
1/26/16	--/19	W	82-79 (ot)	Madison
1/3/17	13/25	W	75-68	Bloomington
2/5/17	10/--	W	65-50	Madison
3/10/17	24/--	W	70-60	Wash. DC
1/2/18	--/--	W	71-61	Madison
2/26/19	19/--	L	73-75(2ot)	Bloomington
12/7/19	--/--	W	84-64	Madison
3/7/20	24/--	W	60-56	Bloomington
1/7/21	8/--	W	80-73(2ot)	Madison
12/8/21	22/--	W	64-59	Madison
2/15/22	15/--	W	74-69	Bloomington
1/14/23	18/--	L	45-63	Bloomington
1/19/24	11/--	W	91-79	Madison
2/27/24	--/--	L	70-74	Bloomington

SUPERLATIVES

Most UW Pts: **105-94**, UW home W (2/12/62)
Fewest IU Pts: **45 79-45**, UW home W (1/6/04)
Most Indiv. UW Pts: **42** by Ken Barnes (3/8/65)

LAST GAME VS. INDIANA

INDIANA 74, WISCONSIN 70

Feb. 27, 2024 | Assembly Hall | Bloomington, Ind.

- Wisconsin trailed by as many as 15 points, before rallying back to take a late lead, only to fall to Indiana, 74-70, at Assembly Hall in Bloomington.
- With the game tied 54-54 midway through the second half, the game was delayed nearly 20 minutes after a fire alarm sounded and the building had to be evacuated.
- UW turned the ball over just 3 times and grabbed 10 offensive rebounds, but couldn't overcome IU's 61.7% shooting. The Hoosiers also owned a big edge at the foul line, going 10-15 while the Badgers were just 2-3.
- Wisconsin had 5 players score in double figures for the fourth time this season. Chucky Hepburn led the Badgers in points (15), rebounds (7) and assists (6), while committing zero turnovers in 35 minutes.
- AJ Storr scored 14 points (12 in the second half), **Max Klesmit** (11), **John Blackwell** (11) and **Steven Crowl** (10) rounded out the double-digit scorers.
- Kel'e Ware led Indiana with 27 points, 11 rebounds and 5 blocks. Trey Galloway finished with 12 assists.

Official Basketball Box Score - Final

Wisconsin at Indiana

02/27/24 Simon Skjott Assembly Hall, Bloomington

2023-24 Men's Basketball

Game Time: 7:00 PM

Game Duration: 2:11

Attendance: 17,222

Officials: James Breeding, Doug Simmons, Kevin Bill

Wisconsin - 70

Record: 18-10 (10-7)

NO.	Name	Min	FG	3P	FT	Rebounds	Fouls	TP	AS	TO	ST	Blocks	BS	BA	±
5	Tyler Wahl	F 24:32	4-11	0-0	1-2	0 4 4	3 4	4	1	0	3	0	0	-9	
22	Steven Crowl	F 34:55	5-9	0-0	0-0	1 5 6	3 0	10	0	1	1	0	3	-4	
2	AJ Storr	G 23:60	6-13	2-5	0-0	1 0 1	2 2	14	0	0	0	0	3	-8	
11	Max Klesmit	G 36:06	4-11	3-8	0-0	1 1 2	0 0	11	1	1	1	0	0	-2	
23	Chucky Hepburn	G 34:34	6-12	2-7	1-1	3 4 7	2 1	15	6	0	2	0	1	-10	
25	John Blackwell	22:45	5-8	1-2	0-0	1 2 3	2 1	11	1	0	1	0	0	-5	
31	Nolan Winter	07:32	0-1	0-1	0-0	1 0 1	0 0	0	0	0	0	0	0	-5	
3	Connor Essegian	05:26	0-2	0-1	0-0	0 1 1	1 0	0	0	0	1	0	0	6	
35	Markus Iyer	05:19	0-2	0-2	0-0	1 0 1	1 1	0	0	1	0	0	0	1	
14	Carter Gilmore	04:51	0-0	0-0	0-0	0 0 0	0 0	0	0	0	1	0	0	3	
Team						1 0 1		0							
Totals			30-69	8-26	2-3	10 17 27	14 8 70	10	3	10	0	7	4		

Technical Fouls: NONE

Indiana - 74

Record: 15-13 (7-10)

NO.	Name	Min	FG	3P	FT	Rebounds	Fouls	TP	AS	TO	ST	Blocks	BS	BA	±
5	Malik Reneau	F 24:17	6-8	1-1	1-2	3 5 8	5 2	14	2	2	0	0	0	3	
21	Mackenzie Mgbako	F 33:40	4-10	2-5	4-5	0 2 2	0 4	14	1	1	0	1	0	4	
1	Kel'e Ware	C 37:46	11-12	1-1	4-4	0 11 11	0 4	27	0	1	0	5	0	8	
2	Gabe Cupps	G 18:32	1-1	0-0	0-0	0 2 2	0 0	2	0	0	1	0	0	10	
32	Trey Galloway	G 36:14	3-10	0-4	0-0	0 4 4	0 1	6	12	2	0	0	0	-2	
0	Xavier Johnson	14:35	2-3	1-2	0-2	0 1 1	1 2	5	1	5	0	0	0	-12	
3	Anthony Leal	16:43	1-1	1-1	0-0	0 1 1	0 0	3	0	1	0	0	0	13	
4	Anthony Walker	15:59	1-2	0-0	0-0	0 0 0	2 0	2	1	0	0	1	0	0	
24	Payton Sparks	02:14	0-0	0-0	1-2	1 0 1	0 1	1	0	0	0	0	0	-4	
Team						0 1 1		0							
Totals			29-47	6-14	10-15	4 27 31	8 14 74	17	12	1	7	0	4		

Technical Fouls: NONE

Biggest lead

WIS 3 (2nd 8:36)

IND 15 (1st 6:09)

Best Scoring Run

WIS 8 (1st 1:50)

IND 7 (1st 12:43)

Lead Changes

4

Times Tied

6

Time with Lead

WIS 03:48

IND 30:29

Points from Turnovers

WIS 9

IND 0

Paint

WIS 42

IND 38

Second Chance

WIS 5

IND 3

Fast Breaks

WIS 5

IND 3

Bench

WIS 11

IND 11

Period by Period Scoring

	1st	2nd	TOT
WIS	33	37	70
IND	38	36	74

WISCONSIN MEN'S BASKETBALL 2024-25

3

CHARTING THE BADGERS

CAREER GAMES PLAYED

	Games	Starts	Cons. Starts
John Tonje	152	72	22
UW total	22	22	22
Max Klesmit	140	123	6
UW total	90	90	6
Steven Crowl	138	126	126
Carter Gilmore	121	3	0
Kamari McGee	108	25	0
UW total	78	1	0
Markus Ilver	65	0	0
Camren Hunter	65	60	0
UW total	5	0	0
Nolan Winter	58	22	22
John Blackwell	56	23	22
Xavier Amos	54	26	0
UW total	21	0	0
Chris Hodges	35	0	0
Jack Janicki	22	0	0
Isaac Gard	19	0	0
Jack Robison	10	0	0
Daniel Freitag	9	0	0
Riccardo Greppi	5	0	0
Aidan Konop	3	0	0

DOUBLE-DIGIT POINTS

	Career	'24-25	Cons.
Max Klesmit	73 (44-29)	9 (7-2)	1
UW total	41 (24-17)	9 (7-2)	1
John Tonje	69 (49-20)	20 (15-5)	4
UW total	20 (15-5)	20 (15-5)	4
Steven Crowl	63 (48-15)	9 (7-2)	0
Camren Hunter	50 (18-32)	0 (0-0)	0
UW total	0 (0-0)	0 (0-0)	0
John Blackwell	32 (22-10)	18 (13-5)	0
Kamari McGee	24 (10-14)	7 (7-0)	0
UW total	8 (8-0)	7 (7-0)	0
Xavier Amos	17 (6-11)	1 (1-0)	0
UW total	1 (1-0)	1 (1-0)	0
Nolan Winter	11 (10-1)	11 (10-1)	1
Carter Gilmore	1 (1-0)	1 (1-0)	1

20-POINT SCORING GAMES

	Career	'24-25	Cons.
John Tonje	17 (14-3)	8 (6-2)	4
UW total	8 (6-2)	8 (6-2)	4
Camren Hunter	13 (7-6)	0 (0-0)	0
UW total	0 (0-0)	0 (0-0)	0
Max Klesmit	12 (8-4)	2 (1-1)	0
UW total	5 (4-1)	2 (1-1)	0
Xavier Amos	8 (2-6)	0 (0-0)	0
UW total	0 (0-0)	0 (0-0)	0
Steven Crowl	8 (6-2)	0 (0-0)	0
Kamari McGee	5 (0-5)	0 (0-0)	0
John Blackwell	5 (4-1)	5 (4-1)	0
Nolan Winter	1 (1-0)	1 (1-0)	0

30-POINT SCORING GAMES

	Career	'24-25	Cons.
John Tonje	3 (3-0)	2 (2-0)	0
UW total	2 (2-0)	2 (2-0)	0
John Blackwell	2 (2-0)	2 (2-0)	0
Steven Crowl	1 (1-0)	0 (0-0)	0
Camren Hunter	1 (1-0)	0 (0-0)	0

DOUBLE-DIGIT REBOUNDS

	Career	'24-25	Cons.
Steven Crowl	18 (11-7)	2 (1-1)	0
Camren Hunter	5 (3-2)	0 (0-0)	0
Xavier Amos	3 (2-1)	0 (0-0)	0
UW total	0 (0-0)	0 (0-0)	0
Nolan Winter	2 (2-0)	2 (2-0)	0
John Tonje	1 (0-1)	0 (0-0)	0
UW total	0 (0-0)	0 (0-0)	0

DOUBLE-DOUBLES

	Career	'24-25	Cons.
Steven Crowl	12 (9-3)	1 (1-0)	0
Camren Hunter	5 (5-0)	0 (0-0)	0
UW total	0 (0-0)	0 (0-0)	0
Nolan Winter	2 (2-0)	2 (2-0)	0
John Tonje	1 (0-1)	0 (0-0)	0
UW total	0 (0-0)	0 (0-0)	0
Xavier Amos	1 (0-1)	0 (0-0)	0
UW total	0 (0-0)	0 (0-0)	0

RESUME BUILDING

Wisconsin is off to a 17-5 start, ranked No. 14 in KenPom and No. 16 in the NET (as of Feb. 1).

- The Badgers' 17-5 record is the team's third-best start under Greg Gard, trailing 2016-17 (19-3) and 2021-22 (18-4).
- The Badgers are 10-5 against the top 2 quadrants of the NET rankings, including 6 Quad 1 wins and zero losses outside of the Quad 1.
- Wisconsin is 1 of 9 schools with at least 6 Quad 1 wins. Only 4 schools have more Quad 1 victories than the Badgers.

Most Quad 1 Wins, NCAA

Wins	Team	Wins	Team
12	Auburn	6	Alabama
8	Oregon	6	Illinois
7	Kentucky	6	Iowa State
7	Texas A&M	6	Purdue
6	Wisconsin		

- Wisconsin is 6-4 away from home.

BUILDING THE BADGERS OFFENSE

The Wisconsin offensive evolution under Greg Gard Gard has been remarkable. Consider...

- **SCORING:** Wisconsin is averaging 81.5 points per game, which would rank 5th in UW history and the highest since the school-record 86.3 ppg in 1970-71.
- UW has multiple 100-point games this season for the first time since 1995-96 and 13 with 80+ for the first time since 1970-71 (13).
- **EFFICIENCY:** Wisconsin ranks 7th in the nation in offensive efficiency per KenPom. UW's mark of 123.3 would rank as the school's 2nd-highest mark in the KenPom era (1997).

Best Adjusted Off. Efficiency, Wisconsin (since 1997)

Season	Adj.O	Rank	Record	Postseason
2014-15	129.0	1st	36-4	National Finals
2024-25	123.3	7th	17-5	????
2010-11	122.3	2nd	25-9	Sweet 16
2013-14	122.0	4th	30-8	Final Four
2023-24	119.2	17th	22-14	NCAA 1st Rd

- **TEMPO:** Wisconsin is playing at its fastest pace in at least at least 30 years according to KenPom's adjusted tempo:

KenPom Adjusted Tempo, Wisconsin (since 1997)

	AdjT	NCAA Rank	Season
1.	67.5	166th	2024-25
2.	66.5	215th	2021-22
3.	65.5	304th	2023-24
4.	65.2	171st	2005-06

- In their 103-88 win over #9 Arizona, the Badgers put racked up 82 possessions, which tied for UW's highest-possession game in the KenPom database (1997).
- **BALANCE:** Nearly all 5 of UW's starters are all averaging 10.0+ points per game. UW has not had 5 players average double figures since its 2002-03 Big Ten title team.
- Three different Badgers have scored 25+ pts in a game this season and the Badgers have 4 30-point efforts already:
Tonje (41-ARIZ, 33-PITT, 27-NEB, 27-NW)
Blackwell (32 vs. Iowa, 30 vs. UTRGV, 28 at USC)
Klesmit (26 pts vs. Montana St)

- The last time Wisconsin had 3 different players tally 25+ points in a game in the same season was Ethan Happ, Nigel Hayes and Bronson Koenig in the 2016-17 season.

- **FREE THROW SHOOTING:** Wisconsin leads the NCAA in free throw percentage, 84.6% FT (386-for-456) at the line. That is on pace to break the NCAA record of 83.0% by Villanova in 2020-21. Wisconsin currently holds the Big Ten record, hitting 81.8% in 2010-11.
- UW is averaging 17.5 FTs per game, which ranks 19th in the NCAA (3rd in the Big Ten) and would be the Badgers' most since 1970-71.
- UW has **made** more FTs (386) than its **opponents** have **attempted** (385).
- The Badgers have 3 of the Big Ten's top 20 FT shooters (min. 50 FTAs) in **John Tonje** (2nd, 92.9%), **Max Klesmit** (13th, 84.7%) and **John Blackwell** (19th, 81.3%). Each of UW's top 9 scorers are shooting 79%+ at the line.
- UW has made at least 25 FTs in 4 games this season (most recently 25-for-28 vs. OSU on 1/14). The Badgers have won 27 straight when making 25+ FTs dating back to 2009-10.
- In the opener vs. Holy Cross, the Badgers were a perfect 16-for-16 at the stripe, the 2nd-most made FTs without a miss in school history.
- In its win over #9 Arizona, UW went 41-for-47 (87.2%) at the line, which tied UW's program record - 41 at Illinois, Jan. 1, 1955.
- **3-POINT SHOOTING:** The Badgers are on pace to shoot (27.4 3FGA) and make (9.9 3FG) more 3s than ever before since the inception of the 3-point line in 1986-87.
- UW has made 10 or more 3-pointers in 12 games this season, matching the highest single-season total in school history. The Badgers are also tied with ILL and MICH for the most games with double-digit triples in the B1G.
- UW's top 8 scorers have all hit at least 12 triples on the season.
- **SHARING THE ROCK:** Wisconsin is averaging 15.0 assists per game (most since 1993-94).
- **TURNOVERS:** UW continues to take care of the ball. The Badgers average 10.3 turnovers per game (4th-lowest in the Big Ten).
- With a 1.45 assist-to-turnover ratio, the Badgers are enjoying their 3rd-best A-to-TO ratio in a season, trailing only the 2014-15 team (1.70) and the 2010-11 team (1.71).
- The year over year offensive comparison demonstrates how far the UW offense has evolved:

Wisconsin Offensive Comparison

	2022-23	2023-24	2024-25
KenPom O-Effic.	140th	17th	7th
PPG	65.3	74.7	81.5
FG Pct.	.414	.461	.465
2-Pt FG Pct.	.463	.522	.557
3 FG Pct.	.342	.349	.363
3FG per game	7.9	7.1	10.0
3FGA per game	23.1	20.4	27.6
FT Pct.	.691	.755	.846
FT per game	9.9	14.7	17.5
FTAs per game	14.3	19.4	20.7

TONJE'S ON A TEAR

Wisconsin has had 17 First-Team All-Big Ten selection since 2002 (most in the conference) and **John Tonje** is positioning himself to be the latest.

- A graduate student, Tonje is a catalyst for one of the nation's best offenses, ranking 4th in the Big Ten averaging 18.6 ppg and scores at all 3 levels.
- Tonje is shooting 52.0% on 2FGs, 41.5% on 3FGs and 92.9% at the free throw line.
- Tonje ranks 3rd in the Big Ten, shooting 45.6% from 3-point range during conference play. He is also second on the B1G averaging 2.8 3FGs per game during league action.
- KenPom.com places Tonje 3rd in the Big Ten Player of the Year race:

All-KENPOM.com, Big Ten Conference

Player (School)	PPG
1. Braeden Smith (Purdue)	15.8
2. Trey Kaufman-Renn (Purdue)	18.4
3. John Tonje (Wisconsin)	18.6
4. Danny Wolf (Michigan)	12.2
5. Derik Queen (Maryland)	15.0

- Tonje has been on a tear over the last 4 games, topping 20 points in all 4 and averaging 25.3 ppg over that stretch.
- Since Jan. 21, Tonje is second in the nation in scoring (25.3 ppg) and is tied for the most 3-pointers (21) in the NCAA.
- He has also hit at least 5 3-point FGs in each of the last 4 games, shooting 21-for-37 (.568) from deep over that stretch
- Tonje is the first Badger to hit 5+ triples in 4 consecutive games since at least 2004-05 and the only B1G player to do so this season.
- Tonje has scored in double figures in 20 of 22 games this season and 15+ points 14x.
- The 6-foot-5 guard has been nearly perfect at the free throw line, leading the Big Ten and ranking 7th in the NCAA shooting 92.9% FT (131-for-141).
- The UW single-season FT Pct. record is 90.5%, shared by Brian Good (1990) and Bronson Koenig (2017).
- Tonje ranks 7th in NCAA with 131 made FTs.
- Tonje went 31-for-32 at the FT line vs. #9 Arizona and UTRGV combined, the highest pct at the line by any Big Ten player in a 2-game span since 1996-97 (min. 30 FTA).
- Tonje has already posted 2 games this season with 30+ points (3 in his career), including 41 points vs. #9 Arizona (Nov. 15) and a 33-point game against Pitt in the Greenbrier Tip-Off title game (Nov. 24).
- Tonje is the 8th Badger to post multiple 30-point games in a season since 2005-06.
- Tonje has hit the 20-point milestone 17 times in his career (14-3 record in those games).
- MVP of the Greenbrier Tip-Off, the grad transfer averaged 24.0 points and 6.5 rebounds per game to lead UW in a pair of wins over UCF and Pitt.

- Earlier this season, Tonje took over in UW's win over then-ranked #9 Arizona, scoring a career-high 41 pts - the most by a Badger since Frank Kaminsky tallied 43, the UW program record. Coincidentally, Kaminsky was inside of the Kohl Center that night.
- Tonje broke the Wisconsin single-game record for FTs, finishing 21-for-22 at the line.
- Tonje became the 4th Badger in program history to score 40 points.
- Tonje's 41 points is the 5th-most points in a win over an AP Top-10 team in Big Ten history. The only players with more:

Most Points in a Win vs. AP Top-10 (Big Ten)

1.	47	Steve Downing (Indiana)	1971
2.	43	Brandon Paul (Illinois)	2012
	43	Robin Freeman (Ohio State)	1956
4.	42	Gary Bradds (Ohio State)	1964
5.	41	John Tonje vs. Arizona	11/15/24

- In his Wisconsin debut, Tonje scored 23 points, the most in a Badgers debut since at least 2000.
- The most experienced Badger, Tonje has played in 152 career games (72 starts).
- Tonje averaged just 2.6 ppg last season playing in 8 games (4 starts) at Missouri before a foot injury sidelined him and had him to apply for medical redshirt.
- Tonje scored a total of 21 points in 8 games at Missouri last season.
- Tonje spent four seasons at Colorado State (122 games with 46 starts), scoring 1,051 points helping the Rams reach the 2022 NCAA tournament.
- As a senior at Colorado State in 2022-23, he avg 14.6 ppg (47.3% FG) and 4.7 rpg.

GARD'ING THE BADGER LEGACY

In his 10th season, head coach **Greg Gard** has led Wisconsin to Big Ten titles in 2 of the last 5 seasons and sustained UW's winning culture. His teams have participated in the NCAA Tournament in 6 of 8 seasons and would have qualified for the cancelled 2020 tourney. (More on page 11).

- Gard has guided UW to a record of 203-112 (.644), the 4th-highest win total and 3rd-highest win percentage in school annals.

Best Win Pct, Wisconsin Coaches (min. 50 wins)

Coach (School, Years)	Record	Pct.
1. Bo Ryan (2002-15)	364-130	.737
2. Walter Meanwell (1912-17, '21-34)	246-99	.712
3. Greg Gard (2016-present)	203-112	.644
4. Dick Bennett (1996-2000)	94-68	.580
5. Bud Foster (1935-59)	265-267	.498

- With a win over Ohio State (1/14), Gard became the 4th Wisconsin coach to reach the 200-win milestone, joining a trio of Naismith Hall of Famers: Bo Ryan, Walter Meanwell and Bud Foster. He is also the 3rd-fastest in UW history to hit that mark.

Fastest to 200 Wins, Wisconsin Coaches

Coach (School, Years)	Gms	Record
1. Walter Meanwell (1912-17, '21-34)	260	200-60
2. Bo Ryan (2002-15)	275	200-75
3. Greg Gard (2016-present)	310	200-110
4. Bud Foster (1935-59)	359	200-159

CHARTING THE BADGERS

LED UW IN SCORING

	2024-25	Career
Steven Crowl	2 (2-0)	18 (16-2)
John Tonje	11 (8-3)	11 (8-3)
John Blackwell	5 (5-0)	9 (7-2)
Max Klesmit	2 (1-1)	9 (6-3)
Nolan Winter	3 (2-1)	3 (2-1)

Record in those contests in parentheses

LED UW IN REBOUNDING

	2024-25	Career
Steven Crowl	10 (7-3)	55 (35-20)
Nolan Winter	10 (9-1)	12 (11-1)
John Blackwell	3 (3-0)	7 (6-1)
John Tonje	3 (2-1)	3 (2-1)
Max Klesmit	1 (1-0)	2 (1-1)
Carter Gilmore	1 (1-0)	1 (1-0)

Record in those contests in parentheses

LED UW IN ASSISTS

	2024-25	Career
Steven Crowl	6 (5-1)	31 (23-8)
Max Klesmit	7 (5-2)	15 (9-6)
John Blackwell	6 (4-2)	7 (5-2)
John Tonje	5 (5-0)	5 (5-0)
Kamari McGee	4 (4-0)	4 (4-0)
Carter Gilmore	1 (0-1)	2 (0-2)
Nolan Winter	1 (0-1)	1 (0-1)

Record in those contests in parentheses

LED UW IN MINUTES

	2024-25	Career
Max Klesmit	3 (3-0)	17 (13-4)
John Blackwell	8 (5-3)	9 (6-3)
John Tonje	9 (6-3)	9 (6-3)
Steven Crowl	0 (0-0)	8 (4-4)
Kamari McGee	2 (2-0)	2 (2-0)
Xavier Amos	1 (1-0)	1 (1-0)
Carter Gilmore	0 (0-0)	1 (0-1)

Record in those contests in parentheses

2024-25 STARTING LINEUP RECORD

Blackwell, Klesmit, Tonje, Winter, Crowl	16-5
Blackwell, McGee, Tonje, Winter, Crowl	1-0

ACTIVE WIN/LOSS STREAKS

Overall	Won 1
Vs. Unranked teams (AP)	Won 1
Vs. Ranked teams (AP)	Lost 1
At Home	Won 5
At Home vs. Big Ten	Won 4
At Home vs. ranked Big Ten	Lost 3
At Home vs. unranked Big Ten	Won 4
At Home vs. non-conference	Won 12
At Home vs. ranked opp.	Won 1
On Road	Won 1
On Road vs. Big Ten	Won 1
On Road vs. ranked opp.	Lost 3
On Road vs. unranked opp.	Won 1
Neutral	Won 3
Neutral vs. ranked opp.	Lost 1
Neutral vs. unranked opp.	Won 3

SITUATIONAL RECORDS

	2024-25	Under Gard
Ahead at the half	13-3	163-21
Behind at the half	4-2	31-86
Tied at the half	0-0	8-5
FG% of .450 or more	11-2	113-21
FG% less than .450	6-3	89-91
Better FG% than opp.	13-2	156-16
Worse FG% than opp.	4-3	44-93
Same FG% as opp.	0-0	3-3
Opp. FG% less than 45%	13-3	152-40
3FG% of 40% or more	6-1	89-16
3FG% less than 40%	11-4	112-96
Try more than 20 3FGs	15-4	115-72
Try 20 or fewer 3FGs	2-1	87-39
Make at least 70% FT	17-4	130-51
Try at least 20 FTs	9-3	86-27
Try fewer than 20 FTs	8-2	114-84
Out-rebound opponent	13-3	127-29
Tied or out-rebounded	4-2	75-83
Same or fewer TOs than opp.	11-2	150-71
More TOs than opp.	6-3	52-41
Commit fewer than 12 TOs	12-2	155-71
Commit 12 or more TOs	5-3	48-40
Score fewer than 50 points	0-0	2-4
Score 50-59 points	0-0	8-40
Score 60-69 points	0-2	59-39
Score 70-79 points	6-1	75-20
Score 80-89 points	9-2	47-9
Score 90 or more pts.	2-0	11-0
Allow fewer than 50 pts.	0-0	25-1
Allow 50-59 pts.	5-0	60-10
Allow 60-69 pts.	6-1	81-35
Allow 70-79 pts.	3-1	30-41
Allow 80-89 pts.	3-3	6-21
Allow 90 or more pts.	0-0	0-4
Overtime	0-0	11-9
vs. AP Top 25 opponents	1-1	31-47
vs. AP Top 25 opp. at home	1-0	16-15
Home games	11-1	120-34
Road games	3-4	53-55
Neutral site games	3-0	30-23
Day games	7-1	63-41
Night games	10-4	140-71

GAMES DECIDED BY

3 points or less	2-2	29-21
4-5 points	0-0	29-21
6-10 points	3-2	44-34
11-19 points	5-1	55-29
20 or more points	7-0	46-5

TELEVISED GAMES

Big Ten Network	5-1	96-31
Big Ten Plus (B1G+)	3-0	10-0
CBS	0-0	12-15
CBS Sports Network	2-0	2-1
ESPN	0-0	18-16
ESPN2	0-0	19-12
ESPNU	0-0	1-3
ESPN+	0-0	3-1
FOX	0-1	4-8
FS1	3-0	24-16
Peacock	4-3	7-5
TBS	0-0	1-3
TNT	0-0	2-1

- During the Gard era (since 2015-16), the Badgers are 111-74 (.600) in Big Ten play. That trails only Purdue and Michigan State for the most league wins and best win% in B1G play during that span.

Best Win% in B1G play since 2015-16 (thru Jan. 29)

School	Record	Pct.
1. Purdue	132-50	.725
2. Michigan State	119-63	.654
3. Wisconsin	111-74	.600
4. Michigan	104-75	.581
5. Iowa	98-86	.533

- Gard's 60.0% conference win percentage ranks 8th-best among Big Ten coaches of the last 40 years (since 1980). (page 11)
- With 111 Big Ten wins, Gard ranks 21st on the conference's all-time wins list. Among coaches with 100 wins, his win percentage of 60.0% ranks 14th in B1G history (pg 12).

- Gard has led teams to 5 of the top 19 win-nigest seasons in program history:

Wisconsin Record Book, Single-Season Wins

1. 36	2014-15	11. 24	2002-03
2. 31	2007-08	24	2009-10
3. 30	2006-07	13. 23	2018-19
30	2013-14	23	2012-12
5. 27	2016-17	15. 22	2023-24
6. 26	2011-12	22	1998-99
7. 25	2004-05	22	1999-00
8. 25	2021-22	22	2015-16
25	2010-11	19. 21	2019-20
25	2003-04		

BLACKWELL, GROUNDSWELL

"The Badgers need a go-to scoring option on the perimeter. That's where Blackwell comes into the equation...He boasts All-Big Ten caliber potential." - Jon Rothstein, CBS Sports

- Sophomore **John Blackwell** is emerging as one of the Big Ten's most well-rounded players, ranking 2nd on the Badgers in points (15.5 ppg), 4th in rebounds (4.5 rpg) and 3rd in assists (2.2 apg).
- Those averages rise to 16.6 ppg, 4.9 rpg and 2.0 apg during Big Ten play.
- During the month of January, Blackwell averaged 18.9 ppg, recording 3 games of 20+ points.
- The Bloomfield Hills, Michigan, native has tallied 6 games with 20+ points, including 4 of the last 9 games. He averaged 25.5 ppg in UW's games at USC and UCLA.
- Blackwell also owns a trio of games with 28+ points: a career-high 32 points (6-10 3FGs) vs. Iowa, 30 vs. UTRGV and 28 at USC.
- Blackwell is 1 of 4 Big Ten players to have at least 3 games of 28 points or more, joining Brice Williams (4, NEB), Ace Bailey (3, RUT) and Dawson Garcia (3, MIN).
- Another strength of Blackwell's game is getting to the free throw line with regularity. He is 12th in the Big Ten this season, going 74-for-91 (81.3%) at the line.
- Last season, Blackwell led Wisconsin shooting an impressive 82.1% FT (78-for-95).

- Blackwell recently went 4-for-7 from 3-point range vs. Nebraska (1/26) further showing the shooting ability he demonstrated as a freshman.
- Blackwell is shooting 39.2% from deep during conference play.
- Last season, Blackwell set the UW freshman 3FG Pct. record at 45.5%.
- In 2024, Blackwell earned Big Ten All-Freshman Team honors after averaging 8.0 ppg.
- Blackwell became the third-straight Badger to earn Big Ten All-Freshman Team honors, joining Chucky Hepburn (2022) and Connor Essegian (2023).
- Blackwell's father, Glynn Blackwell, played four seasons at Illinois (1984-88) at shooting guard, playing in 106 games (57 starts) for the Illini where he averaged 12.1 points per game as a senior.

TAKING WHAT'S FREE

One of the staples of Wisconsin's program is getting to the free throw line and taking advantage. So far, so good this season...

- **The Badgers lead the NCAA** shooting 84.6% (385-for-456) from the free throw line. At this rate, UW is on pace to shatter the NCAA record as well as the Big Ten record - which UW set at 81.8% in 2010-11.

NCAA Record Book, Highest FT pct.

Pct. (FT-FTA)	School	Season
.846 (385-456)	Wisconsin	2024-25
1. .830 (527-635)	Villanova	2020-21
2. .822 (535-651)	Harvard	1983-84
3. .821 (407-496)	Oral Roberts	2020-21
4. .820 (456-556)	Villanova	2022-23

- UW ranks 3rd in the Big Ten (19th nationally) averaging 17.5 made FTs per game. That mark would be the team's highest since the 1970-71 season.
- By comparison, the Badgers averaged 14.7 made FTs per game last season.
- Wisconsin has out-scored its opponents, 386-to-280, at the free throw line. UW has made more free throws (386) as its opponents have attempted (385).
- The Badgers went 25-for-28 at the line vs. Ohio State (1/14), marking the 4th time making 25+ free throws in a game this season. The Badgers have won 27 consecutive games when making 25+ FTs dating back to 2009-10.
- UW is 86-27 under coach **Greg Gard** when attempting 20 or more FTs (9-3 this year).
- In its upset of #9 Arizona, UW shot 41-for-47 at the line. The 41 made free throws tied UW's program record (at Illinois, 1/1/55).
- In the season opener vs. Holy Cross, the Badgers were a perfect 16-for-16, the 2nd-most FTs without a miss in school history.

'BIG STEVE' HAVING BIG IMPACT

The emergence of **Steven Crowl** has coincided with the Badgers recent success streak.

- UW has won 9 of the last 11 games. During that stretch, Crowl has scored in double figures 8 times and is averaging 11.9 ppg and 6.4 rpg, shooting 65.3% (49-75 overall and 9-22 3FGs).

Crowl Splits, 2024-25

	First 11	Last 11
PPG	7.4	11.9
RPG	5.2	6.4
FG PCT.	43.2% (32-74)	65.3% (49-75)
3FG PCT.	20.0% (3-15)	40.1% (9-22)

- Wisconsin is 47-16 (.746) when Crowl scores in double figures, including 7-2 this season.
- Crowl has appeared in 138 games in his UW career -- tied for 8th on the school's all-time list.
 - Crowl's 126 start at are tied with Alando Tucker for the 4th-most in school history (page 12).
- His 1,337 points rank 23rd on UW's all-time scoring list. He is 3 points from passing Trevon Hughes (1,339 from 1992-94) for 22nd in school history.
- With 784 career rebounds, surpassing Alando Tucker (769) for 9th on UW's all-time list. He is now 17 boards from passing Tyler Wahl (800 from 2019-24) for 8th in UW annals.
- A skilled 7-foot passer, Crowl ranks 2nd for UW averaging 2.5 assists per game.
- In fact, with 266 in his career, Crowl holds the Big Ten's top mark for career assists by a 7-footer since 2002-03:

Most Career Assists by B1G 7-Footers (Since 2002-03)

Name	Team	Assists
1. Steven Crowl	Wisconsin	266
2. Frank Kaminsky	Wisconsin	188
3. Zach Edey	Purdue	185

- UW is 16-2 when Crowl leads the team in scoring over his career (2-0 this season).
- Crowl has 12 career double-doubles, including 7 double-doubles last season.
- Last season, the Eagan, Minn., native developed into a leading contributor, ranked 1st in

rebounds (7.3 rpg), 2nd in scoring (11.2 ppg) and 2nd in assists (2.1 apg) for UW.

- The development of Crowl has seen an upward trajectory during his career. Now a graduate student, he averaged 0.7 ppg as a freshman, 8.8 ppg as a sophomore, and starred last year at 11.2 ppg, 7.3 rpg, 2.1 apg.

WINTER IS COMING

Sophomore **Nolan Winter** has been one of the Badgers' most improved players this season.

- A starter for the first time, Winter is averaging a career-best 10.1 ppg and a team-high 5.6 rpg, playing 21.7 minutes.
- Winter leads UW and ranks 5th in the Big Ten shooting 59.0% from the field (min. 4.0 FGs per game). He also leads Big Ten shooting 70.9% (61-86) on 2-point FGs.
 - Winter is trying to become the first Badger to shoot 60% from the field while averaging 10.0+ ppg since Patrick Tompkins shot 63.6% with 14.1 ppg in 1990-91.
- Winter is 3rd on the Badgers shooting 39.6% (21-53) from 3-point range.
- Last season, the Lakeville, Minnesota, native averaged 2.4 points per game, an increased scoring average of 7.7 points per game, the 5th-largest increase in the Big Ten.

Largest scoring increases from last season, B1G

Name	2023-24	2024-25	Diff.
1. Trey Kaufman-Renn (PUR)	6.4	18.4	+12.0
2. Nick Martinelli (NW)	8.8	19.4	+10.6
3. Devin Royal (OSU)	4.7	13.9	+9.2
4. Connor Essegian (WIS/NEB)	3.2	11.1	+7.8
5. Nolan Winter (WIS)	2.4	10.1	+7.7

* Stats thru Feb. 2, 2025

- Winter has scored 15+ in 5 games this season, including a stretch of 4 straight (ILL, Butler, Detroit and Iowa) that included a career-high 20 points vs. Butler and his second career double-double vs. Detroit Mercy (18p, 11r).
- Winter prepped at Lakeville North, the same high school as former Badgers Tyler Wahl (2019-24) and Nate Reuvers (2017-21).
- Nolan's father, Trevor, played on Minnesota's 1997 Final Four team. His mother, Heidi, played volleyball for the Gophers.

2024-25 BIG TEN STANDINGS

Team	Conf.	Overall
Michigan State (#9)	9-1	18-3
Purdue (#7)	9-2	17-5
Michigan (#24)	8-2	16-5
Wisconsin (#21)	7-4	17-5
Maryland (#18)	7-4	17-5
UCLA	7-4	16-6
Illinois (#23)	7-5	15-7
USC	5-5	13-8
Oregon	5-6	16-6
Indiana	5-6	14-8
Ohio State	5-6	13-9
Iowa	4-6	13-8
Nebraska	4-7	14-8
Rutgers	4-7	11-11
Penn State	3-8	13-9
Northwestern	3-8	12-10
Minnesota	3-8	11-11
Washington	2-8	11-10

RECORDS THROUGH GAMES PLAYED FEB. 2

AP TOP 25 (WEEK 13 - 2/3/25)

Team	Record	Points
1 Auburn (62)	20-1	1550
2 Duke	19-2	1488
3 Alabama	19-3	1422
4 Tennessee	18-4	1295
5 Houston	17-4	1245
6 Florida	18-3	1183
7 Purdue	17-5	1102
8 Iowa State	17-4	1078
9 Michigan State	18-3	1044
10 Texas A&M	17-5	976
11 Marquette	18-4	875
12 St. John's	19-3	808
13 Texas Tech	17-4	793
14 Kentucky	15-6	747
15 Missouri	17-4	717
16 Kansas	15-6	599
17 Memphis	18-4	530
18 Maryland	17-5	390
19 UConn	16-6	322
20 Arizona	15-6	308
21 Wisconsin	17-5	287
22 Mississippi State	16-6	217
23 Illinois	15-7	208
24 Michigan	16-5	191
25 Ole Miss	16-6	184

Others receiving votes:

Clemson 182, Saint Mary's 136, Louisville 86, Creighton 50, Oregon 39, UCLA 26, New Mexico 23, Drake 18, Gonzaga 11, Utah St. 8, Vanderbilt 4, Baylor 3, George Mason 3, Texas 1, Oklahoma 1.

WISCONSIN IN THE AP TOP 25:

Preseason..... RV	Jan. 6..... RV
Nov. 11..... RV	Jan. 13..... #24
Nov. 18..... #19	Jan. 20..... #18
Nov. 25..... #15	Jan. 27..... #17
Dec. 2..... #11	Feb. 3..... #21
Dec. 9..... #20	
Dec. 16..... RV	
Dec. 23..... RV	
Dec. 30..... RV	

CROWL JOINS BIG TEN LEGENDS

- **Steven Crowl** recently became just the 4th Badger ever to accumulate at least 1,200 points, 750 rebounds and 250 assists.
- Since 1986-87, only 13 Big Ten players have reached those milestones.
- Crowl reached the 1200-750-250 club in 133 games, becoming the fastest Badger ever to reach these marks and the 6th-fastest Big Ten player since 1986-87.

1,200 Pts, 750 Reb, 250 Ast Career, Big Ten (since 1986-87)

	YRS	GMS	PTS	REB	AST
1. Kevin Rankin (NW)	1991-94	112	1,575	885	271
2. Brian Evans (IND)	1993-96	124	1,701	750	332
3. Trayce Jackson-Davis (IND)	2020-23	126	2,258	1143	271
4. Robbie Hummel (PUR)	2008-12	127	1,772	862	268
5. Brad Miller (PUR)	1995-98	128	1,530	862	257
6. Steven Crowl (WIS)	2021-25	138	1,337	784	266
7. Glen Rice (MICH)	1986-89	134	2,442	859	274
8. Lamar Stevens (PSU)	2017-20	135	2,207	875	262
9. Vince Edwards (PUR)	2015-18	138	1,638	779	403
10. Ethan Happ (WIS)	2016-19	139	2,130	1217	423
11. Denzel Valentine (MSU)	2013-16	144	1,645	855	639
12. Draymond Green (MSU)	2009-12	145	1,517	1096	425
13. Nigel Hayes (WIS)	2014-17	150	1,857	802	319
14. Tyler Wahl (WIS)	2020-24	162	1,350	800	271

QUICK FACTS

University of Wisconsin
Madison, WI 53711



Founded	1848
Enrollment	50,662
Nickname	Badgers
School Colors	Cardinal and White
Affiliation	NCAA Division I
Conference	Big Ten
Chancellor	Jennifer Mnookin
Director of Athletics	Chris McIntosh
Website	UWBadgers.com
X/Twitter	@BadgerMBB
Instagram	badgermbb
Facebook	/WisconsinMensBasketball

HEAD COACH - GREG GARD

Seasons	10th at Wisconsin / 10th overall
Overall Record	203-112 (.644)
Record at Wisconsin	Same
Big Ten Record	111-74 (.600)
NCAA Tourn. Record	6-6 (.500)
	6 appearances

KOHL CENTER

Opened	Jan. 17, 1998
Capacity	16,838
Student Section	AreaRED
Record at Kohl Center	372-71 (.839)
Gard record at Kohl Center	119-34 (.778)

ALL-TIME RECORD

127th season of Wisconsin Basketball

Years: 1898 to present

Overall Record: 1,740-1,276 (.577)

NCAA Tournament Record: 40-26 (.606)

Big Ten Tournament Record: 29-23 (.558)

BIG TEN CHAMPIONSHIPS (20)

Titles: 1907, 1908, 1912, 1913, 1914, 1916, 1918, 1921, 1923, 1924, 1929, 1935, 1941, 1947, 2002, 2003, 2008, 2015, 2020, 2022

BIG TEN TOURNAMENT TITLES (3)

Titles: 2004, 2008, 2015

NCAA TOURNAMENT HISTORY

Appearances (27): 1941, 1947, 1994, 1997, 1999, 2000, 2001, 2002, 2003, 2004, 2005, 2006, 2007, 2008, 2009, 2010, 2011, 2012, 2013, 2014, 2015, 2016, 2017, 2019, 2021, 2022, 2024

National Championship: 1941

Final Four (4): 1941, 2000, 2014, 2015

Elite Eight (6): 1941, 1947, 2000, 2005, 2014, 2015

Sweet 16 (11): 1941, 2000, 2003, 2005, 2008, 2011, 2012, 2014, 2015, 2016, 2017

KAMARI IS B1G'S BEST SIXTH MAN

"We're going to have to start having the conversation about Kamari McGee and the Sixth Man of the Year Award in the Big Ten." - Kevin Kugler, BTN

- Making a case as one of the most valuable "sixth man" players in college basketball, **Kamari McGee** has been terrific for Wisconsin.
- McGee averages 22.2 minutes per game off the bench, averaging a UW career best 7.2 points and 2.0 assists per game.
- McGee has scored in double figures in 4 of the last 8 games, including 11 points (3-5 3FGs) vs. Nebraska (1/26).
 - The Badgers are now 8-0 all-time when he scored in double figures (7-0 this season).
 - With Max Klesmit out with injury vs. Minnesota (1/10), McGee made his first UW start and responded with 15 points, his highest output as a Badger. He also 5 rebounds, 2 assists and 3 steals in 33 minutes.
- McGee has played the role of sharpshooter for Wisconsin, shooting 54.0% from 3-point range (27-50) and 51.4% overall.
 - McGee leads the nation in 3-point field goal percentage among players with at least 25 made 3FGs.

NCAA 3FG Pct Leaders, Min. 25 3FGs

Player	Pct.	3FG-3FGA
1. Kamari McGee (WIS)	54.0%	27-50
2. Cole Anderson (UCSB)	53.7%	58-108
3. Brian Taylor (SIU-Ed.)	53.4%	31-58
4. Marvin McGhee (Cal-Bakers)	51.7%	31-60
5. Joshua Strong (Howard)	51.0%	26-51

- The senior point guard is taking care of the ball, maintaining a 3.14 assist-to-turnover ratio (44 ast, 14 TO) - best on the team.

McGee's Year-Over-Year Comparison

	2022-23	2023-24	2024-25
PPG	1.3	2.1	7.2
FG Pct.	28.0%	54.3%	51.4%
3FG Pct.	18.5%	27.3%	54.0%
Assists	16	11	44
Turnovers	8	8	14
MPG	7.1	8.3	22.2

- Dating back to last season, **Wisconsin is 26-5** when McGee plays 10+ min. in a game.
- The Racine, Wisconsin, native began his career at Green Bay before transferring to Wisconsin as a sophomore in 2022-23. At Green Bay, he was named to the Horizon League's All-Freshman Team.

TURN IT UP TO THE MAX

Senior **Max Klesmit** has established himself as an alpha team leader for UW and an offensive threat in opponent scouting reports.

- Klesmit is averaging 10.0 points per game this season (tied for 4th on the team).
 - Klesmit scored 18 points at USC (1/18), his highest total since posting 22 at Marquette earlier this season (12/7/24). Against the Trojans, Klesmit was a perfect 5-for-5 inside the arc (2-9 3FGs) while adding 4 assists.
- It's been more than just scoring for Klesmit this season, however, as he now leads the team with 59 assists (2.9 apg).
- More impressive, he's maintaining a 2.27 assist-to-turnover ratio (59 ast, 26 TO), the 2nd-best mark on the team.
- The senior guard is shooting 84.7% (50-for-59) at the free throw line (ranks 13th in the Big Ten - min. 50 FTAs).
- Klesmit has scored in double figures in 9 of 21 games this season and 73 times in his career.
- Klesmit scored a season-high 26 points vs. Montana State (Nov. 7), just 1 shy of his career high. He made a career-high six 3s.
 - Klesmit has tallied 12 games scoring 20+ points. UW is 4-1 in such games.
- When the native of Neenah, Wisconsin, gets things going offensively, he has shown a tendency to heat up ... and in a hurry.
 - Earlier this season at #5 Marquette, Klesmit matched his career high with 6 triples (6-11 3FG), finishing with a team-high 22 points.
 - Last season, Klesmit scored a UW career high 26 points (8-11 FG, 5-7 3FG) vs. Indiana (1/19/24). That included a stretch during which Klesmit scored 20 straight points in a span of 4.5 minutes.
 - Last year vs. #3 Marquette (12/2/23), he scored a game-high 21 pts (all in the first half), shooting 5-for-10 from 3-point range.
- Klesmit eclipsed 1,000 career points last season (617 pts in two seasons at Wofford). He is up to **1,362 career points**.
- Including 93 3FGs during his 2 seasons at Wofford and 149 while at Wisconsin, Klesmit has hit 242 career triples, ranking 3rd among all active Big Ten players.

Big Ten Career 3FG Leaders, Active

Player	Career 3Fs
1. Zach Hicks (Penn State)	263
2. DJ Davis (Washington)	245
3. Max Klesmit (Wisconsin)	242
4. Payton Sandfort (Iowa)	240
5. Mike Mitchell Jr. (Minnesota)	236

* Stats thru Feb. 1, 2025

WISCONSIN MEN'S BASKETBALL 2024-25

8

REGULARS OF 'THE BIG DANCE'

Wisconsin has been one of the most consistent programs to make "The Big Dance" over the past two and a half decades.

- Wisconsin is 1 of 5 schools to participate in 23 of last 25 NCAA tournaments, joining Kansas, Duke, Michigan State and Gonzaga
- Under Gard, the Badgers have appeared in six NCAA tournaments reaching a pair of Sweet 16s. As the 2020 Big Ten champions, the Badgers also would have participated in the canceled 2020 Big Dance.

NCAA Tournament Appearances

(last 25 championships, since 1999)

Team	Appearances
Kansas.....	25
Michigan State.....	25
Gonzaga.....	25
Duke.....	24
Wisconsin.....	23
Kentucky and Texas.....	22

- That stretch includes a run of 19 consecutive NCAA tournament appearances for Wisconsin (1999-2017), which ranks as the 6th-longest streak in NCAA history.
- The only such streaks longer than Wisconsin are Kansas (33, active), North Carolina (27, 1975-01), Duke (24, 1996-19), Michigan State (25, active), Gonzaga (24, active).
- The Badgers are 40-26 (.606) all-time in the NCAA tournament, advancing to 4 Final Fours and winning the 1941 NCAA title.

BIG TEN BEASTS

- Wisconsin has won 10+ Big Ten games in 20 of the last 23 seasons. No other team can make that claim.
- Wisconsin has finished top four in the Big Ten standings in 19 of the last 23 seasons. No other team can make that claim.
- The Badgers have had a winning Big Ten record in 21 of the last 24 seasons.
- Since 2001-02 when Bo Ryan and Greg Gard arrived in Madison, UW has the most Big Ten wins (283) and best win pct. (.666).

Best B1G Win%, Since 2001-02 (thru Feb. 1, 2025)

Team	W-L	Pct.
1. Wisconsin	283-142	.666
2. Michigan State	279-143	.661
3. Purdue	257-164	.610
4. Ohio State	250-173	.591
5. Maryland	114-88	.564

- Wisconsin won a share of the 2022 Big Ten title, marking UW's 2nd league title in the last 5 seasons and the 20th in school history.
- UW has won 20 Big Ten regular season championships, third-most in the Big Ten behind only Purdue (26) and Indiana (22).
- Coach **Greg Gard** has led UW to Big Ten regular season titles 2 of the last 5 seasons.

- With 2 B1G titles during his tenure, Gard joins Tom Izzo and Matt Painter as the only active Big Ten coaches with multiple titles.
- UW has won 6 Big Ten regular season titles since 2002 (02-03-08-15-20-22), matching MSU (6) for most titles during that span.

Most Big Ten Regular Season Championships

School	B1G Titles	Since 2002	Last
1. Purdue	26	5	2024
2. Indiana	22	3	2016
3. Wisconsin	20	6	2022
Ohio State	20	5	2012
5. Illinois	18	4	2022

KOHL CENTER AMONG TOUGHEST

Since opening its doors on Jan. 17, 1998, the Kohl Center has proven to be one of the nation's toughest places for opponents to get a win.

- With a record of 372-71 (.886) at the Kohl Center, the Badgers have the 2nd-best home win percentage among Big Ten teams in that era.

Best Home Win%, Since Jan. 17, 1998 (thru 2/2/25)

Team	W-L	Pct.
1. Michigan State	382-49	.917
2. Wisconsin	372-71	.886
3. Purdue	361-77	.824
4. Maryland	386-84	.821
5. Ohio State	393-88	.817

- Among all NCAA teams, Wisconsin's .886 home win percentage ranks 12th during the Kohl Center era.

TOP-TEAM TAKEDOWNS

Led by **Greg Gard**, Wisconsin has proven formidable in taking down top teams. Earlier this year, No. 9 Arizona became the latest victim.

- Earlier this year, No. 9 Arizona became the latest top-team takedown by Gard & Co.
- Wisconsin claimed its 13th win over a top-10 opponent in 10 seasons under Gard:

Wins Over Top-10 Opponents Under Greg Gard

Opponent	Score	Date
#9 vs. Arizona	103-88	11/15/24
#3 vs. Purdue	76-75 OT	3/16/24
#3 MARQUETTE	75-64	12/2/23
#8 PURDUE	70-67	3/1/22
#3 at Purdue	74-69	1/3/22
#5 at Ohio State	61-57	1/3/20
#2 MICHIGAN	64-54	1/19/19
#6 PURDUE	57-53	2/14/18
#1 vs. Villanova (NCAA)	65-62	3/18/17
#9 vs. Xavier (NCAA)	66-63	3/20/16
#8 at Iowa	67-59	2/24/16
#2 at Maryland	70-57	2/13/16
#4 MICHIGAN STATE	77-76	1/17/16

- That includes 8 wins over top-5 teams.
- Michigan State (9 wins) is the only other Big Ten team with more top-5 wins than Wisconsin (7) in the Gard era (since '15-16).
- Impressively, of those 13 top-10 wins under Gard, 6 have come away from home.
- Two of Gard's top-10 wins have come in the NCAA tournament, including an upset over No. 1 overall seed Villanova in 2017.

- Last season, UW earned top-10 wins over #3 Marquette at the Kohl Center on Dec. 2, 2023 and #3 Purdue in the 2024 Big Ten Tournament semifinals on March 16, 2024.
- Since 2001-02, when former Bo Ryan and Greg Gard (then associate head coach) arrived at Wisconsin, the Badgers have gone 51-27 (.654) at the Kohl Center vs. Top-25 teams.

- Including a mark of 16-13 vs. top-10 teams.

UW IN HOLIDAY TOURNAMENTS

Wisconsin continued its success at holiday tournaments earlier this year, capturing the 2024 Greenbrier Tip-Off title in November.

- This season, the Badgers claimed the Greenbrier Tip-Off championship in West Virginia with wins over UCF and Pitt.
- Wisconsin has now won back-to-back holiday tournaments, and 3 in the last 4 seasons: 2024 Greenbrier Tip-Off, 2023 Fort Myers Tip-Off, and 2021 Maui Invitational.
- Since 2005, UW's combined record in November tourney games is 32-13 (.711)
- UW has competed in a non-conference November event 17 of the last 19 years.

Wisconsin in Nov. Tournaments - Since 2005

Year	Tournament	Location	Finish
2005	Paradise Jam	US V.I.	3-0 (1st)
2006	South Padre Invit.	Texas	1-1 (3rd)
2008	Paradise Jam	US V.I.	2-1 (2nd)
2009	Maui Invitational	Hawaii	2-1 (3rd)
2010	Old Spice Classic	Orlando	2-1 (2nd)
2011	Chicago Invit.	Illinois	2-0 (1st)
2012	Las Vegas Invit.	Las Vegas	1-1 (3rd)
2013	Cancun Challenge	Mexico	2-0 (1st)
2014	Battle 4 Atlantis	Bahamas	3-0 (1st)
2015	2K Classic	NYC	1-1 (3rd)
2016	Maui Invitational	Hawaii	2-1 (2nd)
2017	Hall of Fame	Kansas City	0-2 (4th)
2018	Battle 4 Atlantis	Kansas City	2-1 (2nd)
2019	Legends Classic	Brooklyn	0-2 (4th)
2021	Maui Invitational	Las Vegas	3-0 (1st)
2022	Battle 4 Atlantis	Bahamas	2-1 (3rd)
2023	Fort Myers Tip-Off	Fort Myers	2-0 (1st)
2024	Greenbrier Tip-Off	West Virginia	2-0 (1st)

- The Badgers have won 9 of their last 10 non-conference November tournament games, going 3-0 in the 2021 Maui Invitational, 2-1 in the 2022 Battle 4 Atlantis and 2-0 in the 2023 Fort Myers Tip-Off.

BIG KOHL CENTER WINS

Most memorable home wins since opening in 1998:

- Jan. 17, 1998 - UW 56, Northwestern 33
First-ever game in the Kohl Center
- Dec. 1, 2001 - UW 70, UW-Green Bay 57
Bo Ryan's first victory at the Kohl Center
- Dec. 22, 2001 - UW 86, #14 MU 63
Kirk Penney scores 33 points in UW's first win over a ranked team under Bo Ryan
- Jan. 5, 2002 - UW 72, #7 Illinois 66
Ryan's first win over a top-10 team at UW
- Feb. 27, 2002 - UW 74, Michigan 54
UW clinches share of first Big Ten title since '47
- Dec. 7, 2002 - UW 91, UNLV 74
UW begins school-record 38-game home win streak - Alando Tucker 24 points, 18 rebounds
- March 5, 2003 - UW 60, #14 Illinois 59
Devin Harris makes 1-of-2 FTs with 0.4 seconds left to clinch outright Big Ten title
- Dec. 23, 2004 - UW 85, UNC Green. 53
UW wins school-record 34th-straight home game
- Jan. 16, 2005 - UW 62, #15 Mich. St. 59
Wisconsin overcomes 8-point deficit with 1:58 remaining to win its 38th-straight home game
- March 1, 2005 - UW 62, Indiana 60
Alando Tucker scores putback as time expires
- Feb. 15, 2006 - UW 78, #12 Ohio St. 73
UW overcomes a 9-point halftime vs. No. 12 Ohio State
- Dec. 16, 2006 - UW 89, #2 Pitt 75
Alando Tucker and Brian Butch combine for 59 pts
- Jan. 9, 2007 - UW 72, #5 Ohio St. 69
Badgers win first top-5 matchup in school history
- March 3, 2007 - UW 52, Michigan St. 50
Kammron Taylor wins it on 3FG with 3.9 seconds left
- Dec. 2, 2009 - UW 73, #6 Duke 69
Trevon Hughes scores 26 as UW's win clinches Big Ten's first Big Ten/ACC title
- Jan. 9, 2010 - UW 73, #4 Purdue 66
Jordan Taylor (23) and Jason Bohannon (20) help end Purdue's undefeated season
- Feb. 2, 2010 - UW 67, #5 Michigan State 49
Badgers end MSU's 9-0 Big Ten start
- Feb. 12, 2011 - UW 71, #1 Ohio State 67
Stopped OSU's 24-0 start and UW's first win over AP No. 1 since 1962
- Feb. 9, 2013 - UW 65, #2 Michigan 62 (OT)
Ben Brust's half-court buzzer-beater sends game to overtime where UW wins
- Nov. 19, 2013 - UW 103, North Dakota 85
UW's first 100-point game since '95, Frank Kaminsky scores UW record 43 points
- Feb. 9, 2014 - UW 60, #8 Michigan State 58
Treavon Jackson hits game-winning jumper with 2.1 seconds left in Bo Ryan's 150th Big Ten win
- March 1, 2015 - #6 UW 68, Michigan State 61
UW claims Big Ten title as Frank Kaminsky scores 31
- Dec. 23, 2015 - UW 84, Green Bay 79
Greg Gard's first win as interim head coach
- Jan. 17, 2016 - UW 77, #4 Michigan State 76
Gard's first ranked win, Koenig/Hayes total 52 pts
- Feb. 15, 2018 - UW 57, #6 Purdue 53
Ethan Happ tallies 21 pts and 12 reb as Badgers raise Frank Kaminsky's No. 44 into rafters
- Jan. 19, 2019 - UW 64, #2 Michigan 54
UW knocks off 17-0 Michigan behind 26 points, 10 rebounds and 7 assists from Ethan Happ
- Dec. 19, 2020 - UW 85, #23 Louisville 48
UW's largest-ever win over a top-25 team
- March 1, 2022 - #10 UW 70, #8 Purdue 67
Chucky Hepburn's 3FG with 1.5 seconds left clinches Big Ten regular season championship
- Dec. 2, 2023 - UW 75, #3 Marquette 64
Max Klesmit scores 21 pts (five 3s), all in the first half
- Nov. 15, 2024 - UW 103, #9 Arizona 88
Tonje scores 41 as UW honors '14, '15 Final Four teams



THE KOHL CENTER

The 2024-25 season marks the 28th year of Wisconsin men's basketball at the Kohl Center, which officially opened on Jan. 17, 1998, and the venue has developed into one of the greatest home court advantages in all of college basketball.

- Wisconsin is 372-71 (.839) all-time at the Kohl Center, the 11th-best win % of any active NCAA Division I venue.
- UW is 188-54 (.777) vs. the Big Ten at the Kohl Center.
- UW has led the Big Ten in attendance 10 of the last 15 seasons, excluding the 2020-21 season in which fans were not allowed to attend (COVID-19 pandemic).
- UW has ranked **top 15 nationally in attendance in 25 of the last 26 seasons** since the building opened in 1998, including 16 seasons ranked top 10 in the country.

NCAA'S TOUGHEST VENUES

Since the Kohl Center opened in 1998, Wisconsin has been nearly unbeatable on its home floor. In fact, among active venues, Wisconsin owns one of the nation's top home records.

Team	Record	Pct.
1. Gonzaga (McCarthy Center)	279-18	.939
2. Kentucky (Rupp Arena)	661-85	.886
3. Kansas (Allen Fieldhouse)	860-118	.879
4. Belmont (Curb Events Center)	245-35	.875
5. Michigan State (Breslin Center)	472-74	.864
6. UCLA (Pauley Pavilion)	803-132	.859
7. UConn (Gampel Pavilion)	241-42	.852
8. Duke (Cameron Indoor Stadium)	961-174	.847
9. North Carolina (Dean E. Smith Center)	477-87	.846
10. Arizona (McKale Center)	651-121	.843
11. Wisconsin (Kohl Center)	360-70	.837
12. Purdue (Mackey Arena)	706-147	.828
13. Indiana (Assembly Hall)	623-137	.820
14. Virginia (John Paul Jones Arena)	246-56	.815
15. BYU (Marriott Center)	627-150	.807

(records through 2023-24 season)

QUICK FACTS

- Opened:** Jan. 17, 1998
- Capacity:** 16,838 (basketball)
- Original cost:** \$76.4 Million
- Student Section:** AreaRED
- Building:** Named after the late U.S. Sen. Herb Kohl (D-Wisconsin), a 1956 graduate of UW-Madison, who donated \$25 million to the project.
- Court:** Named for All-Big Ten player Albert "Ab" Nicholas (1950-52) and his wife, Nancy, who pledged \$10 million toward the original project.
- All-Time record:** 372-71 (.839)
- Big Ten record:** 188-54 (.777)
- Record vs. Top-25:** 57-32 (.640)
- Record under Gard:** 119-34 (.778)

16,838

The fifth-largest arena in the Big Ten, the Kohl Center capacity is 16,838 for men's basketball. That includes the third-largest student section in the Big Ten of around 2,100.

28

UW is currently enjoying its 28th season of men's basketball at the Kohl Center, which opened in 1998.

6

Wisconsin has claimed six Big Ten regular season championships during the Kohl Center era, winning in 2002, 2003, 2008, 2015, 2020 and 2022.

3

Three retired jerseys currently hang in the Kohl Center rafters: No. 8 Ab Nicholas (1950-52), No. 24 Michael Finley (1992-95) and No. 44 Frank Kaminsky (2012-15).

HEAD COACH GREG GARD

TWO-TIME BIG TEN COACH OF THE YEAR

A coaching veteran of more than 30 years, Greg Gard heads into his 10th season leading the Wisconsin men's basketball program in 2024-25 and has proven himself to be one of the best head coaches in the Big Ten. A finalist for the Naismith National Coach of the Year in 2022, Gard has guided the Badgers to Big Ten regular season championships in two of the last five seasons. Gard was named Big Ten Coach of the Year in each of those title-winning campaigns (2020 and 2022).

Wisconsin's postseason success hasn't wavered on Gard's watch either, qualifying for the NCAA tournament in six of his eight seasons (Big Ten automatic qualifier status in canceled 2020 Big Dance, due to COVID pandemic). His postseason ledger includes Sweet 16 appearances his first two seasons at the helm.

In his first nine seasons as head coach, Gard has amassed a record of 186-107 (.635), owning the third-highest win percentage in school history behind only Naismith Memorial Basketball Hall of Fame members Bo Ryan (.737) and Walter Meanwell (.712). Gard has led the Badgers to five of the top-20 winningest seasons in program history.

Gard enters the 2024-25 season with a conference record of 104-70. During the 2023-24 season, he became the sixth-fastest coach to reach 100 Big Ten wins in the last 50 years trailing only Bob Knight, Bo Ryan, Thad Matta, Tom Izzo and Gene Keady.

Gard had arguably his most impressive coaching job in 2021-22. Picked to finish preseason 10th in the Big Ten, UW went 25-8 overall and 15-5 in league play, claiming a share of the Big Ten regular season title for the second time in the past three seasons. Gard was

named Big Ten Coach of the Year for the second time in his career. Sophomore guard Johnny Davis garnered consensus first-team All-America honors and won Lute Olson National Player of the Year, the Jerry West Award and Big Ten Player of the Year.

Gard's leadership during the 2019-20 season is among his best. After opening 5-5 in the Big Ten, Wisconsin won nine of its last 10 games, including its final eight games of the season to win a share of the 2020 conference championship and claim the No. 1 seed for the later canceled Big Ten tournament.

In his inaugural season as head coach, Gard led the Badgers to the 2016 NCAA Tournament Sweet 16, becoming just the second-ever first-year coach to win the Jim Phelan National Coach of the Year award. He followed that up by leading UW to the fifth-highest single-season win total in school history (27-10) and making a second-consecutive visit to the Sweet 16.

Long considered one of the top assistant coaches in the game, Gard served as an assistant at Wisconsin for 14-plus seasons. During that time he helped guide the Badgers to back-to-back Final Fours in 2014 and 2015, and in 2015 UW reached its first national championship game since 1941.

Prior to coming to Wisconsin in 2001, Gard spent two seasons as Bo Ryan's assistant at UW-Milwaukee (2000-01) and six seasons as an assistant to Ryan at UW-Platteville (1993-99). During Gard's years on the Pioneer staff, UW-Platteville went 161-13 (.925) and won three NCAA Division III national titles.

Gard and his wife, Michelle, have two daughters, Mackenzie and Peyton, and their son, Isaac, is a junior on the Badgers men's basketball team.



THE GARD FILE

■ Career Record (10th season): 203-112 (.644)

■ Big Ten Record (10th season): 111-74 (.600)

- NCAA Tournaments/Record: 6 / 6-6
- Hometown: Cobb, Wis.
- Alma Mater: UW-Platteville, 1995 (Phys. & Health Ed)
- Master's Degree: UW-Platteville, 2007 (Counselor Ed)
- Family: Wife Michelle; Children Mackenzie, Isaac, Peyton

COACHING EXPERIENCE

Position	School	Years
Assistant Coach	Southwestern (Wis.) HS	1990-93
Assistant Coach	Platteville (Wis.) HS	1993-94
Assistant Coach	UW-Platteville	1993-99
Assistant Coach	UW-Milwaukee	1999-01
Assoc. Head Coach	Wisconsin	2001-15
Head Coach	Wisconsin	2015-Present

CAREER HIGHLIGHTS

Date	Highlight
Dec. 15, 2015	Assumed role of interim head coach upon the retirement of Bo Ryan
Dec. 23, 2015	First career win, 84-79, vs. Green Bay
Jan. 2, 2016	First Big Ten win, 79-57, vs. Rutgers
Jan. 17, 2016	First ranked win, 77-76, vs. #4 MSU
Feb. 13, 2016	First road win over ranked team, 70-57, at #2 Maryland
March 7, 2016	Officially named UW head coach
March 18, 2016	First NCAA tournament win, 47-43, vs. 10th-seeded Pittsburgh
April 4, 2016	Jim Phelan National Coach of the Year
March 18, 2017	UW knocks off No. 1 overall seeded Villanova in NCAA second round
Feb. 15, 2018	UW tallied sixth top-10 win in 3 seasons under Gard (#6 PUR, 57-53)
Jan. 19, 2019	UW earned 4th win vs. top-5 team under Gard (#2 MICH, 64-54)
Jan. 3, 2020	UW won at #5 Ohio State, 61-47
March 7, 2020	Led UW to Big Ten title (60-56 W at IND)
March 9, 2020	Named 2020 Big Ten Coach of the Year
Dec. 25, 2020	UW wins at MSU first time since 2004
Nov. 24, 2021	UW wins first Maui Invitational tournament title in school history
Jan. 3, 2022	UW wins at #3 Purdue, 74-69
March 1, 2022	Led UW to Big Ten title with 70-67 home win over #8 Purdue
March 8, 2022	2022 Big Ten Coach of the Year
Nov. 15, 2024	UW takes down #9 Arizona, 103-88

Year	School	Record	Pct.	Conf.	Place	Postseason
2015-16	Wisconsin	15-8	.652	12-6	T-3rd	NCAA Sweet 16
2016-17	Wisconsin	27-10	.730	12-6	T-2nd	NCAA Sweet 16
2017-18	Wisconsin	15-18	.455	7-11	9th	--
2018-19	Wisconsin	23-11	.676	14-6	4th	NCAA First Round
2019-20	Wisconsin	21-10	.677	14-6	T-1st	Postseason Cancelled
2020-21	Wisconsin	18-12	.600	10-10	T-6th	NCAA 2nd Round
2021-22	Wisconsin	25-8	.758	15-5	T-1st	NCAA 2nd Round
2022-23	Wisconsin	20-15	.588	9-11	12th	NIT Semifinals
2023-24	Wisconsin	22-13	.629	11-9	5th	NCAA First Round
2024-25	Wisconsin	17-5	.773	7-4	--	--
Totals (10th season)		203-112	(.644)	111-74	(.600)	6 NCAA appearances

■ Gard owns the 4th-highest win total and 3rd-highest win percentage in UW annals.

Best Win Pct., Wisconsin Coaches (min. 50 wins)					
Coch (Years)	Yrs.	Overall	Pct.	Big Ten	Pct.
1. Bo Ryan (2002-15)	14	364-130	.737	172-68	.717
2. Walter Meanwell (1912-17, '21-34)	20	246-99	.712	158-80	.660
3. Greg Gard (2016-present)	10	203-112	.644	111-74	.600
4. Dick Bennett (1996-2000)	25	94-68	.580	40-44	.476
5. Bud Foster (1935-59)	5	265-267	.498	143-182	.440

■ Gard's 60.0% conference win percentage ranks 8th-best among Big Ten coaches of the last 45 years.

Best Win Pct., B1G w/50+ Wins (since 1980)		
Coch (School, Years)	Record	Pct.
1. Bo Ryan, WIS (2002-15)	172-68	.717
2. Bob Knight, IND (1972-00)	353-151	.700
3. Tom Izzo, MSU (1995-)	352-171	.673
4. Thad Matta, OSU (2005-17)	150-78	.658
5. Matt Painter, PUR (2005-)	235-125	.653
6. Mark Turgeon, MD (2015-21)	90-50	.643
7. Gene Keady, PUR (1981-05)	265-169	.611
8. GREG GARD, WIS (2016-)	111-74	.600

* Through games played Feb. 1, 2024

■ Gard became the 23rd coach in conference history (and 4th Badger) to reach 100 Big Ten wins. He is the 6th-fastest to that milestone in the last 50 years.

Fastest to 100 Big Ten Wins (LAST 50 YRS)		
Gms	Coch (School)	Record at 100
135	Bob Knight (IND)	100-35 (.741)
140	Bo Ryan (WIS)	100-40 (.714)
141	Thad Matta (OSU)	100-41 (.709)
143	Tom Izzo (MSU)	100-43 (.699)
144	Gene Keady (PUR)	100-44 (.694)
162	GREG GARD (WIS)	100-62 (.617)
173	Matt Painter (PUR)	100-73 (.578)
183	John Beilein (MICH)	100-83 (.546)

WISCONSIN BASKETBALL RECORD BOOK WATCH

INDIVIDUAL CAREER

POINTS			
18.	1,405	Cory Blackwell	1982-84
19.	1,376	Jon Leuer	2008-11
20.	1,363	Sam Dekker	2013-15
21.	1,350	Tyler Wahl	2019-24
22.	1,339	Trevon Hughes	2007-10
23.	1,337	Steven Crowl	2020-Present
24.	1,294	Sean Mason	1995-99

FIELD GOAL PERCENTAGE (MIN. 100 FGAS)			
1.	.573	Patrick Tompkins (306-534)	1988-91
2.	.557	Andy Kowske (359-645)	1998-01
3.	.554	Rashard Griffith (294-531)	1994-95
4.	.545	Willie Simms (391-717)	1988-91
5.	.544	Ethan Happ (880-1618)	2016-19
6.	.535	Danny Jones (723-1351)	1987-90
7.	.533	Nolan Winter (112-210)	2024-Present
8.	.530	Steven Crowl (502-948)	2020-Present
9.	.527	J.J. Weber (405-768)	1984-87
10.	.522	Frank Kaminsky (529-1013)	2012-15

REBOUNDS			
1.	1,217	Ethan Happ	2016-19
2.	904	Claude Gregory	1978-81
3.	858	Joe Franklin	1966-68
4.	856	Mike Wilkinson	2002-05
5.	841	Joe Chrmelich	1977-80
6.	806	Kim Hughes	1972-74
7.	802	Nigel Hayes	2014-17
8.	800	Tyler Wahl	2019-24
9.	784	Steven Crowl	2020-Pres.
10.	769	Alando Tucker	2003-07

ASSISTS			
15.	295	Devin Harris	2002-04
16.	290	Arnold Gaines	1977-80
17.	284	Josh Gasser	2011-15
18.	278	Michael Flowers	2005-08
19.	277	Trevon Hughes	2007-10
20.	273	Joe Krabbenhoft	2006-09
--	266	Steven Crowl	2020-Present

OFFENSIVE REBOUNDS			
5.	240	Andy Kowske	1998-01
6.	239	Tyler Wahl	2019-Present
7.	231	Joe Krabbenhoft	2006-09
8.	227	Sean Daugherty	1995-98
9.	222	Brian Butch	2005-08
10.	220	Steven Crowl	2020-Present

3-POINTERS			
13.	167	Tracy Webster	1992-92
14.	166	Sean Mason	1995-99
15.	163	Kammron Taylor	2004-07
16.	162	Andy Kilbride	1992-95
17.	157	Josh Gasser	2011-15
18.	149	Max Klesmit	2023-Present
19.	144	Chucky Hepburn	2022-24

WINS (PLAYED IN)			
5.	102	Tyler Wahl	2019-Present
6.	101	Brad Davison	2018-22
7.	100	Joe Krabbenhoft	2006-09
8.	99	Alando Tucker	2003-07
	99	Trevon Hughes	2007-10
10.	98	Ryan Evans	2010-13
--	95	Steven Crowl	2020-Present

GAMES PLAYED			
1.	161	Brad Davison	2018-22
2.	150	Nigel Hayes	2014-17
3.	148	Josh Gasser	2011-15
	148	Bronson Koenig	2014-17
5.	144	Frank Kaminsky	2012-15
6.	143	D'Mitrik Trice	2018-21
7.	139	Ethan Happ	2016-19
8.	138	Ryan Evans	2009-13
	138	Steven Crowl	2020-Present
10.	136	Joe Krabbenhoft	2006-09
	136	Jordan Taylor	2019-12

GAMES STARTED			
1.	157	Brad Davison	2018-22
2.	144	Josh Gasser	2011-15
3.	139	Ethan Happ	2016-19
4.	126	Alando Tucker	2003-07
	126	Steven Crowl	2020-Present
6.	116	Mike Kelley	1998-01

INDIVIDUAL SINGLE SEASON

FREE THROWS			
5.	156	Frank Kaminsky	2015
6.	155	Johnny Davis	2022
7.	154	Jordan Taylor	2011
8.	152	Claude Gregory	1981
9.	149	Danny Jones	1989
10.	148	Clarence Sherrod	1970
--	131	John Tonje	2025

FREE THROW PERCENTAGE (MIN. 50 MADE)			
1.	.929 (131-141)	John Tonje	2025
2.	.905 (57-63)	Brian Good	1990
	.905 (57-63)	Bronson Koenig	2017
4.	.899 (80-89)	Ben Brust	2014
5.	.894 (59-66)	Rick Olson	1984

INDIVIDUAL SINGLE GAME

POINTS			
1.	43	Frank Kaminsky vs. N Dakota	11/19/13
2.	42	Ken Barnes vs. Indiana	3/8/65
	42	Michael Finley at E. Michigan	12/10/94
4.	41	John Tonje vs. Arizona	11/15/24
5.	39	Rick Olson vs. Michigan	1/14/84
	39	Jordan Taylor at Indiana	3/3/11

FREE THROWS			
1.	21	John Tonje vs. Arizona	11/15/24
2.	17	Dale Koehler vs. Loyola (Chi.)	12/6/75
	17	Nigel Hayes vs. Indiana	1/26/16
4.	16	Devin Harris vs. Ohio State	2/14/04
	16	Jordan Taylor vs. Illinois	1/15/11

FREE THROWS ATTEMPTS			
1.	24	Paul Morrow at Michigan	2/21/53
2.	23	Dale Koehler vs. Loyola (Chi.)	12/6/75
3.	22	Nigel Hayes vs. Indiana	1/26/16
	22	John Tonje vs. Arizona	11/15/24
5.	19	Joe Franklin vs. Michigan	1/10/67
	19	Willie Simms vs. Minnesota	1/7/91
	19	Ethan Happ vs. Nebraska	1/29/18

NCAA, TEAM SINGLE SEASON

FREE THROWS PERCENTAGE			
1.	.846 (386-456)	Wisconsin	2024-25
2.	.830 (527-635)	Villanova	2020-21
3.	.822 (535-651)	Harvard	1983-84
4.	.821 (407-496)	Oral Roberts	2020-21
5.	.820 (456-556)	Villanova	2022-23

BIG TEN, TEAM SINGLE SEASON

FREE THROWS PERCENTAGE			
1.	.846 (386-456)	Wisconsin	2024-25
2.	.818 (436-533)	Wisconsin	2010-11
3.	.813 (266-327)	Michigan St.	2024-25
4.	.809 (452-559)	Ohio State	1969-70

TEAM SINGLE SEASON

POINTS PER GAME		
1.	86.3	1970-71
2.	84.7	1961-62
3.	81.9	1963-64
4.	81.8	1966-67
5.	81.5	2024-25

FREE THROWS PERCENTAGE		
1.	.846 (386-456)	2024-25
2.	.818 (436-533)	2010-11
3.	.768 (364-474)	2020-21
4.	.764 (353-462)	2019-20
5.	.763 (584-765)	2014-15

MADE FREE THROWS PER GAME		
1.	22.5 (495 in 22 games)	1954-55
2.	22.1 (486 in 22 games)	1953-54
3.	21.5 (473 in 22 games)	1952-53
4.	19.5 (430 in 22 games)	1955-56
5.	19.3 (463 in 24 games)	1970-71
6.	19.0 (457 in 24 games)	1966-67
--	17.5 (386 in 22 games)	2024-25

BEST STARTS (NCAA TOURNAMENT ERA, 1938-39)		
1.	16-0	2013-14
2.	11-0	1993-94
3.	8-0	1986-86
	8-0	2024-25
4.	7-0	1973-74
	7-0	2014-15

BIG TEN RECORDS – CAREER

BIG TEN WINS			
14.	150-78 (.658)	Thad Matta, OSU	2005-17
15.	143-182 (.440)	Harold Foster, WIS	1935-59
16.	140-134 (.511)	Fran McCaffery, IOWA	2010-pres.
17.	138-141 (.495)	Arthur Lonborg, NU	1928-50
18.	126-92 (.578)	John Beilein, MICH	2008-19
19.	125-104 (.546)	Tom Davis, IOWA	1986-99
20.	120-72 (.625)	Johnny Orr, MICH	1969-80
21.	111-74 (.600)	Greg Gard, WIS	2016-present
22.	103-100 (.507)	L.J. Cooke, MINN	1897-24
	103-116 (.470)	Dave MacMillan, MINN	1928-42, '46-48
24.	98-64 (.605)	Bill Frieder, MICH	1981-89

BIG TEN WIN PERCENTAGE (MIN. 100 WINS)			
1.	172-68 (.717)	Bo Ryan, WIS	2002-Present
2.	353-151 (.700)	Bob Knight, IND	1972-2000
3.	228-105 (.685)	Ward Lambert, PUR	1917, '19-45
4.	334-164 (.671)	Tom Izzo, MSU	1995-Present
5.	158-80 (.660)	Walter Meanwell, WIS	1912-17, '21-34
6.	150-78 (.658)	Thad Matta, OSU	2005-17
7.	210-116 (.644)	Branch McCracken, IND	1939-43, '47-65
8.	213-122 (.636)	Matt Painter, PUR	2005-Present
9.	174-104 (.626)	Harry Combes, ILL	1948-67
10.	120-72 (.625)	Johnny Orr, MICH	1969-80
11.	265-169 (.611)	Gene Keady, PUR	1981-2005
12.	158-102 (.608)	Fred Taylor, OSU	1959-76
13.	98-64 (.605)	Bill Frieder, MICH	1981-89
14.	111-74 (.600)	Greg Gard, WIS	2016-present
15.	126-92 (.578)	John Beilein, MICH	2008-19

2 | JACK ROBISON

Freshman | Forward | 6-5 | 190
Lakeville, Minn. | Lakeville North HS



X: @JackRobison17 | Instagram: @jackrobison2

GET TO KNOW JACK

Jack Robison is a three-star wing from Lakeville, Minnesota. The fourth player from Lakeville North High School to commit to play for Wisconsin and Coach Gard, he follows in the path of a growing line that includes current Badgers Tyler Wahl and Nolan Winter (teammate of Robison at Lakeville North), and former UW forward Nate Reuvers. As a junior at Lakeville North, Robison earned all-conference honors averaging 16 points, six rebounds and four assists per game to help lead his team to third in state. His sophomore season, Robison averaged 16.8 points per game. A versatile player at 6-foot-6, Robison is known for his shooting ability, but is also a skilled athlete that utilizes his length to makes plays on both ends of the floor. His multi-dimensional skill set allows him to play shooting guard, small forward, and in some instances a stretch forward.

INDIVIDUAL BENCHMARKS

	SEASON	CAREER
GP/GS	10/0	10/0
5+ POINTS:	0	0
10+ POINTS:	0	0
3+ 3-PTERS MADE:	0	0
5+ REBOUNDS:	0	0
10+ REBOUNDS:	0	0
LED TEAM IN PTS:	0	0
LED TEAM IN REB:	0	0

TOP PERFORMANCES

- **vs. App State (11/10/24):** Scored his first career points, sinking a three on his first career field goal attempt.
- **vs. Holy Cross (11/4/24):** Made his Badger debut, playing 2 minutes in the win.

SEASON HIGHS

POINTS: 3 (2x) MR vs. UCF (11/22/24)
FIELD GOALS: 1 (2x) MR vs. UCF (11/22/24)
FG ATTEMPTS: 1 (2x) MR vs. UCF (11/22/24)
3-POINT FGS: 1 (2x) MR vs. UCF (11/22/24)
3-POINT FGAS: 1 (2x) MR vs. UCF (11/22/24)
FREE THROWS: --
FT ATTEMPTS: --
REBOUNDS: 1 vs. Detroit Mercy (12/22/24)
ASSISTS: 1 vs. Nebraska (1/26/25)
BLOCKS: --
STEALS: --
MINUTES: 3 (3x) MR vs. Minnesota 1/10/25

CAREER HIGHS

POINTS: 3 (2x) MR vs. UCF (11/22/24)
FIELD GOALS: 1 (2x) MR vs. UCF (11/22/24)
FG ATTEMPTS: 1 (2x) MR vs. UCF (11/22/24)
3-POINT FGS: 1 (2x) MR vs. UCF (11/22/24)
3-POINT FGAS: 1 (2x) MR vs. UCF (11/22/24)
FREE THROWS: --
FT ATTEMPTS: --
REBOUNDS: 1 vs. Detroit Mercy (12/22/24)
ASSISTS: 1 vs. Nebraska (1/26/25)
BLOCKS: --
STEALS: --
MINUTES: 3 (3x) MR vs. Minnesota 1/10/25

GAME-BY-GAME STATISTICS

#2 ROBISON, Jack																			
Opponent	Date	GS	MIN	Total		3-Pointers		Free throws		Rebounds				PF					
				FG-FGA	PCT	3FG-3FGA	PCT	FT-FTA	PCT	OFF	DEF	TOT	AVG	A	TO	BLK	STL	PTS	AVG
Holy Cross	11/04/2024		01:40	0-0	.000	0-0	.000	0-0	.000	0	0	0	0.0	0	0	0	0	0	0.0
App State	11/10/2024		00:42	1-1	1.000	1-1	1.000	0-0	.000	0	0	0	0.0	0	0	0	0	3	1.5
Arizona	11/15/2024		00:12	0-0	.000	0-0	.000	0-0	.000	0	0	0	0.0	0	0	0	0	0	1.0
vs UCF	11/22/2024		01:20	1-1	1.000	1-1	1.000	0-0	.000	0	0	0	0.0	1	0	0	0	3	1.5
Chicago St.	11/30/2024		00:30	0-0	.000	0-0	.000	0-0	.000	0	0	0	0.0	0	0	0	0	0	1.2
Detroit Mercy	12/22/2024		01:41	0-0	.000	0-0	.000	0-0	.000	1	0	1	0.2	0	0	0	0	0	1.0
Iowa	01/03/2025		01:08	0-0	.000	0-0	.000	0-0	.000	0	0	0	0.1	0	0	0	0	0	0.9
Minnesota	01/10/2025		01:37	0-0	.000	0-0	.000	0-0	.000	0	0	0	0.1	0	0	0	0	0	0.8
at Southern California	01/18/2025		00:39	0-0	.000	0-0	.000	0-0	.000	0	0	0	0.1	0	0	0	0	0	0.7
Nebraska	01/26/2025		01:53	0-0	.000	0-0	.000	0-0	.000	0	0	0	0.1	0	1	0	0	0	0.6
Totals		0	11:22	2-2	1.000	2-2	1.000	0-0	.000	1	0	1	0.1	1	1	0	0	6	0.6

CAREER STATISTICS

ROBISON, Jack																
SEASON TEAM	GP-GS	MIN/AVG	Field Goals		3-Point		F-Throws		Rebounds				PF			
			FG-FGA	FG%	3FG-3FGA	3FG%	FT-FTA	FT%	OFF	DEF	TOT	AVG	PF	FO	A	TO
2024-25 Wisc	10-0	11/1.1	2-2	1.000	2-2	1.000	0-0	.000	1	0	1	0.1	1-0	1	0	0
TOTAL	10-0	11/1.1	2-2	1.000	2-2	1.000	0-0	.000	1	0	1	0.1	1-0	1	0	0

3 | CAMREN HUNTER

Junior | Guard | 6-2 | 222
Bryant, Ark. | Central Arkansas



X: N/A | Instagram: @camrenhunter3

GET TO KNOW CAMREN

Camren Hunter begins his first season at Wisconsin after transferring from Central Arkansas, where he spent three seasons. Hunter missed his junior season at Central Arkansas due to injury. A prolific scorer, he was recognized as the ASUN Conference Freshman of the Year and named to the All-ASUN First Team in 2021-22 after averaging 14.1 points per game. He increased his scoring average to 16.9 points per game as a sophomore (2022-23). In all-around player, Hunter has recorded five career double-doubles, as well as a triple-double.

INDIVIDUAL BENCHMARKS

	SEASON	CAREER
GP/GS	6/0	66/60
15+ POINTS:	0	33
20+ POINTS:	0	13
3+ 3-PTERS MADE:	0	11
5+ REBOUNDS:	0	30
5+ ASSISTS:	0	17
LED TEAM IN PTS:	0	15
LED TEAM IN REB:	0	3

TOP PERFORMANCES

- **at Queens (NC) (1/12/23):** Scored career high 33 points, going 11-for-20 in the win.
- **vs. North Alabama (1/18/23):** Recorded first career triple-double with 20 points, 12 rebounds, and tied a career-high 11 assists.
- **at Jacksonville State (2/12/22):** Led his team to victory after scoring 21 points, with 8 rebounds and 7 assists. Swiped a career-high 5 steals as well.

SEASON HIGHS

POINTS: 3 vs. Iowa (1/03/25)
FIELD GOALS: 1 vs. Iowa (1/03/25)
FG ATTEMPTS: 4 vs. Detroit Mercy (12/22/24)
3-POINT FGS: 1 vs. Iowa (1/03/25)
3-POINT FGAS: 1 (2x) MR vs. Iowa (1/03/25)
FREE THROWS: --
FT ATTEMPTS: --
REBOUNDS: 4 vs. Detroit Mercy (12/22/24)
ASSISTS: 1 vs App State (11/10/24)
BLOCKS: --
STEALS: --
MINUTES: 8 vs. Detroit Mercy (12/22/24)

CAREER HIGHS

POINTS: 33 at Queens (NC) (1-12-23)*
FIELD GOALS: 11 at Queens (NC) (1-12-23)*
FG ATTEMPTS: 23 at Northwestern St (11-26-22)*
3-POINT FGS: 4 (3x) MR vs. Kennesaw St (2-24-23)*
3-POINT FGAS: 9 (2x) MR at Queens (NC) (1-12-23)*
FREE THROWS: 10 (2x) MR vs. North Florida (1-26-23)*
FT ATTEMPTS: 14 vs. North Alabama (1-18-23)*
REBOUNDS: 13 vs. Champion Christian (12-31-21)*
ASSISTS: 11 (2x) vs. North Alabama MR (1-18-23)*
BLOCKS: 4 at Texas A&M (12-29-21)*
STEALS: 5 (2x) MR at Oral Roberts (12-10-22)*
MINUTES: 41 (3x) MR vs. Florida Gulf Coast (1-2-23)*

*recorded at Central Arkansas

GAME-BY-GAME STATISTICS

#3 HUNTER, Camren

Opponent	Date	GS	MIN	Total		3-Pointers		Free throws		Rebounds				PF				A	TO	BLK	STL	PTS	AVG
				FG	PCT	3FG	PCT	FT	PCT	OFF	DEF	TOT	AVG	A	TO	BLK	STL						
App State	11/10/2024		00:42	0-0	.000	0-0	.000	0-0	.000	0	0	0	0.0	1	1	0	0	0	0	0	0.0		
Arizona	11/15/2024		00:17	0-0	.000	0-0	.000	0-0	.000	0	0	0	0.0	0	0	0	0	0	0	0	0.0		
Chicago St.	11/30/2024		01:36	0-0	.000	0-0	.000	0-0	.000	0	0	0	0.0	1	0	0	0	0	0	0	0.0		
at Marquette	12/07/2024		00:06	0-0	.000	0-0	.000	0-0	.000	0	0	0	0.0	0	0	0	0	0	0	0	0.0		
Detroit Mercy	12/22/2024		08:28	0-4	.000	0-1	.000	0-0	.000	2	2	4	0.8	0	0	0	0	0	0	0	0.0		
Iowa	01/03/2025		02:12	1-1	1.000	1-1	1.000	0-0	.000	0	0	0	0.7	1	0	0	0	0	0	3	0.5		
Totals		0	13:21	1-5	.200	1-2	.500	0-0	.000	2	2	4	0.7	3	1	0	0	0	0	3	0.5		

CAREER STATISTICS

HUNTER, Camren

SEASON	TEAM	GP-GS	MIN/AVG	Field Goals		3-Point		F-Throws		Rebounds				Scoring						
				FG-FGA	FG%	3FG-3FGA	3FG%	FT-FTA	FT%	OFF	DEF	TOT	AVG	PF-FO	A	TO	BLK	STL	PTS	AVG
2021-22	UCA	30-30	976/32.5	155-347	.447	25-100	.250	88-108	.815	56	91	147	4.9	57-2	102	86	15	45	423	14.1
2022-23	UCA	30-30	1020/34.0	182-430	.423	50-161	.311	92-117	.786	34	116	150	5.0	43-0	118	83	17	45	506	16.9
2024-25	Wisc	6-0	13/2.2	1-5	.200	1-2	.500	0-0	.000	2	2	4	0.7	3-0	1	0	0	0	3	0.5
TOTAL FOR Wisc		6-0	13/2.2	1-5	.200	1-2	.500	0-0	.000	2	2	4	0.7	3-0	1	0	0	0	3	0.5
TOTAL		66-60	2009/30.4	338-782	.432	76-263	.289	180-225	.800	92	209	301	4.6	103-2	221	169	32	90	932	14.1

4

KAMARI McGEE

Senior | Guard | 6-0 | 181

Racine, Wis. | Racine St. Catherine's



X/Twitter: @KamariMcGee | Instagram: @killla_kam

GET TO KNOW KAMARI

A native of Racine, Wisconsin, junior guard Kamari McGee begins his third season representing his home state Badgers in 2024-25. As someone who grew up in the state of Wisconsin, McGee is realizing a lifelong dream of being a Wisconsin Badger. He's played in 56 career games at Wisconsin, averaging 7.6 minutes per game over his career with the Badgers as a key reserve player. He serves a valuable role as a defensive guard, leading the 2023-24 squad in steal percentage. Prior to Wisconsin, McGee averaged 11.6 points per game at Green Bay, and was named to the Horizon League's All-Freshman Team.

INDIVIDUAL BENCHMARKS

	SEASON	CAREER
GP/GS:	22/1	108/22
10+ POINTS:	7	24
20+ POINTS:	0	5
3+ ASSISTS:	9	18
2+ STEALS:	4	15
LED TEAM IN PTS:	0	11
LED TEAM IN AST:	3	15

TOP PERFORMANCES

- **vs Minnesota (1/10/25):** Scored a UW career high 15 pts (3-4 3FG), plus 5 reb, 3 steals in his first ever start with Wisconsin.
- **vs UCF (11/22/24):** Scored a then UW career high 14 pts (5-6 FG, 3-4 3FG), plus 4 reb, 3 ast in the win.
- **vs Montana State (11/7/24):** Matched his then-career-high at UW scoring 11 points (5-7 FG, 1-1 3FG), to go along with 3 rebounds, 3 assists and 1 steal.
- **vs Northwestern (3/15/24):** Played a season-high 23 minutes, tallying 4 pts, 3 reb, 1 ast and 1 blk.
- **vs Rutgers (3/7/24):** Scored a then-UW-career-best 11 pts (5-5 FG, 1-1 3FG) in 10 minutes off the bench.
- **vs Robert Morris (11/17/23):** Season high 17 minutes off bench with 6 points (4-6 FT), 1 reb, 1 stl.
- **vs Michigan (2/26/23):** Played a season high 25 points in a win over Michigan, tallying 6 pts and 3 reb
- **at Marquette (12/3/22):** Scored his first points as a Badger, finishing with 5 pts off the bench in a win.
- **vs Wright State (2/9/22):** Finished with a career high 24 points, 5 rebounds and 5 steals for Green Bay

SEASON HIGHS

POINTS: 15 vs. Minnesota (1/10/25)
FIELD GOALS: 5 (3x) MR vs. Minnesota (1/10/25)
FG ATTEMPTS: 10 vs. Minnesota (1/10/25)
3-POINT FGS: 4 vs. Iowa (1/3/25)
3-POINT FGAS: 5 (2x) MR vs. Nebraska (1/26/25)
FREE THROWS: 4 at Maryland (1/29/25)
FT ATTEMPTS: 4 at Maryland (1/29/25)
REBOUNDS: 5 (2x) MR vs. Minnesota (1/10/25)
ASSISTS: 4 (3x) MR vs. USC (1/18/25)
BLOCKS: 1 vs. Michigan (12/3/24)
STEALS: 3 vs. Minnesota (1/10/25)
MINUTES: 33 vs. Minnesota (1/10/25)

CAREER HIGHS

POINTS: 24 vs. Wright State (2/9/22)*
FIELD GOALS: 9 (2x) MR vs. Wright State (2/9/22)*
FG ATTEMPTS: 19 vs. UIC (1/15/22)*
3-POINT FGS: 4 vs. Iowa (1/3/25)
3-POINT FGAS: 8 at Milwaukee (2/13/22)*
FREE THROWS: 8 vs. Milwaukee (1/5/22)*
FT ATTEMPTS: 8 vs. Milwaukee (1/5/22)*
REBOUNDS: 9 (2x) MR vs. Detroit (3/1/22)*
ASSISTS: 4 (5x) MR vs. USC (1/18/25)
BLOCKS: 1 (4x) MR vs. Michigan (12/3/24)
STEALS: 4 at IUPUI (2/26/22)*
MINUTES: 40 vs. UIC (1/15/22)*

*recorded at Green Bay

GAME-BY-GAME STATISTICS

#4 MCGEE, Kamari

Opponent	Date	GS	MIN	Total		3-Pointers		Free throws		Rebounds			PF	A	TO	BLK	STL	PTS	AVG		
				FG-FGA	PCT	3FG-3FGA	PCT	FT-FTA	PCT	OFF	DEF	TOT									
Holy Cross	11/04/2024		27:39	2-6	.333	1-4	.250	2-2	1.000	1	1	2	2	4	1	0	1	7	7.0		
Montana St.	11/07/2024		27:45	5-7	.714	1-1	1.000	0-0	.000	1	2	3	2	5	0	3	0	1	11	9.0	
App State	11/10/2024		21:42	2-3	.667	0-1	.000	0-0	.000	0	3	3	2	7	3	0	1	0	4	7.3	
Arizona	11/15/2024		16:54	2-3	.667	2-2	1.000	0-0	.000	0	3	3	2	8	4	1	1	0	6	7.0	
UTRGV	11/18/2024		20:43	0-2	.000	0-1	.000	0-0	.000	0	1	1	2	4	2	2	0	1	0	5.6	
vs UCF	11/22/2024		18:59	5-6	.833	3-4	.750	1-1	1.000	0	4	4	2	7	4	3	1	0	14	7.0	
vs Pittsburgh	11/24/2024		28:26	4-5	.800	2-3	.667	0-0	.000	1	2	3	2	7	4	2	0	0	10	7.4	
Chicago St.	11/30/2024		14:44	0-2	.000	0-1	.000	0-0	.000	0	2	2	2	6	2	0	2	0	0	6.5	
Michigan	12/03/2024		25:27	2-5	.400	1-2	.500	3-3	1.000	1	3	4	2	8	0	1	0	1	8	6.7	
at Marquette	12/07/2024		19:24	2-3	.667	1-1	1.000	2-2	1.000	0	0	0	2	5	5	0	0	2	7	6.7	
at Illinois	12/10/2024		20:38	2-4	.500	0-0	.000	0-2	.000	2	0	2	2	5	2	3	0	0	1	4	6.5
vs Butler	12/14/2024		26:07	2-4	.500	1-2	.500	1-2	.500	0	3	3	2	5	5	3	0	0	1	6	6.4
Detroit Mercy	12/22/2024		14:11	1-5	.200	0-2	.000	1-1	1.000	0	5	5	2	7	2	1	0	0	2	3	6.2
Iowa	01/03/2025		21:13	4-8	.500	4-5	.800	0-0	.000	0	4	4	2	8	2	4	1	0	1	12	6.6
at Rutgers	01/06/2025		23:54	3-4	.750	0-0	.000	0-0	.000	0	1	1	2	7	1	3	1	0	1	6	6.5
Minnesota	01/10/2025	*	33:24	5-10	.500	3-4	.750	2-2	1.000	1	4	5	2	8	1	2	1	0	3	15	7.1
Ohio St.	01/14/2025		16:21	3-5	.600	1-3	.333	2-2	1.000	1	0	1	2	7	2	0	1	0	0	9	7.2
at Southern California	01/18/2025		28:32	3-5	.600	2-3	.667	2-2	1.000	1	2	3	2	7	2	4	1	0	2	10	7.3
at UCLA	01/21/2025		18:50	1-4	.250	1-3	.333	0-0	.000	0	1	1	2	6	1	3	1	0	1	3	7.1
Nebraska	01/26/2025		17:59	4-6	.667	3-5	.600	0-0	.000	0	2	2	2	6	1	1	0	0	1	11	7.3
at Maryland	01/29/2025		22:48	2-8	.250	1-3	.333	4-4	1.000	0	2	2	2	6	1	1	1	0	0	9	7.4
at Northwestern	02/01/2025		22:16	1-2	.500	0-0	.000	2-3	.667	1	1	2	2	5	1	3	1	0	1	4	7.2
Totals		1	487:56	55-107	.514	27-50	.540	22-26	.846	10	46	56	2.5	47	44	14	1	21	159	7.2	

CAREER STATISTICS

MCGEE, Kamari

SEASON	TEAM	GP-GS	MIN/AVG	Field Goals		3-Point		F-Throws		Rebounds			Scoring							
				FG-FGA	FG%	3FG-3FGA	3FG%	FT-FTA	FT%	OFF	DEF	TOT	AVG	PF-FO	A	TO	BLK	STL	PTS	AVG
2021-22	GB	30-21	873/29.1	132-340	.388	25-91	.275	59-73	.808	16	67	83	2.8	72-1	58	76	2	32	348	11.6
2022-23	Wisc	31-0	219/7.1	14-50	.280	5-27	.185	7-8	.875	4	16	20	0.6	24-0	16	8	0	7	40	1.3
2023-24	Wisc	25-0	206/8.3	19-35	.543	3-11	.273	11-18	.611	3	17	20	0.8	32-0	11	8	1	13	52	2.1
2024-25	Wisc	22-1	488/22.2	55-107	.514	27-50	.540	22-26	.846	10	46	56	2.5	47-2	44	14	1	21	159	7.2
TOTAL FOR Wisc		78-1	913/11.7	88-192	.458	35-88	.398	40-52	.769	17	79	96	1.2	103-2	71	30	2	41	251	3.2
TOTAL		108-22	1787/16.5	220-532	.414	60-179	.335	99-125	.792	33	146	179	1.7	175-3	129	106	4	73	599	5.5

5 | DANIEL FREITAG

Freshman | Guard | 6-2 | 181
Bloomington, Minn. | Breck HS



X: @DanielFreitag_ | Instagram: @danielfreitag_

GET TO KNOW DANIEL

Daniel Freitag is a four-star prospect from Bloomington, Minnesota, ranked as the ninth-best point guard in the nation for the 2024 class, according to 247Sports. The 6-foot-3 guard averaged 28.8 points, 9.9 rebounds and 4.1 assists per game as a junior at Jefferson High School. He was named the Metro West Conference Player of the Year, while earning all-conference honors. He became Jefferson's all-time leading scorer in just three years.

INDIVIDUAL BENCHMARKS

	SEASON	CAREER
GP/GS	9/0	9/0
5+ POINTS:	0	0
10+ POINTS:	0	0
20+ POINTS:	0	0
3+ ASSISTS:	0	0
2+ STEALS:	0	0
LED TEAM IN PTS:	0	0
LED TEAM IN AST:	0	0

TOP PERFORMANCES

- **vs. Iowa (1/3/25):** Slammed down a dunk to score his first collegiate points, finishing with 2 points in 1 minute of play.
- **vs. Holy Cross (11/4/24):** Made his Badger debut, playing 3 minutes in the win.

SEASON HIGHS

POINTS:	2 vs. Iowa (1/3/25)
FIELD GOALS:	1 vs. Iowa (1/3/25)
FG ATTEMPTS:	3 vs. Detroit Mercy (12/22/24)
3-POINT FGS:	--
3-POINT FGAS:	3 vs. Detroit Mercy (12/22/24)
FREE THROWS:	--
FT ATTEMPTS:	2 vs. Minnesota (1/10/25)
REBOUNDS:	1 (3x) vs. Minnesota (1/10/25)
ASSISTS:	1 (3x) MR vs. Iowa (1/3/25)
BLOCKS:	--
STEALS:	1 vs. Chicago State (11/30/24)
MINUTES:	5 vs. Chicago State (11/30/24)

CAREER HIGHS

POINTS:	2 vs. Iowa (1/3/25)
FIELD GOALS:	1 vs. Iowa (1/3/25)
FG ATTEMPTS:	3 vs. Detroit Mercy (12/22/24)
3-POINT FGS:	--
3-POINT FGAS:	3 vs. Detroit Mercy (12/22/24)
FREE THROWS:	--
FT ATTEMPTS:	2 vs. Minnesota (1/10/25)
REBOUNDS:	1 (3x) vs. Minnesota (1/10/25)
ASSISTS:	1 (3x) MR vs. Iowa (1/3/25)
BLOCKS:	--
STEALS:	1 vs. Chicago State (11/30/24)
MINUTES:	5 vs. Chicago State (11/30/24)

GAME-BY-GAME STATISTICS

#5 FREITAG, Daniel

Opponent	Date	GS	MIN	Total		3-Pointers		Free throws		Rebounds				PF				A TO BLK STL PTS AVG			
				FG-FGA	PCT	3FG-3FGA	PCT	FT-FTA	PCT	OFF	DEF	TOT	AVG	A	TO	BLK	STL	PTS	AVG		
Holy Cross	11/04/2024		02:42	0-1	.000	0-1	.000	0-0	.000	0	0	0	0.0	1	0	0	0	0	0.0		
App State	11/10/2024		03:11	0-1	.000	0-1	.000	0-0	.000	0	0	0	0.0	0	1	0	0	0	0.0		
Arizona	11/15/2024		00:12	0-0	.000	0-0	.000	0-0	.000	0	0	0	0.0	0	0	0	0	0	0.0		
vs UCF	11/22/2024		01:20	0-0	.000	0-0	.000	0-0	.000	0	0	0	0.0	1	0	0	0	0	0.0		
Chicago St.	11/30/2024		04:48	0-1	.000	0-0	.000	0-0	.000	1	0	1	0.2	1	1	0	0	1	0.0		
Detroit Mercy	12/22/2024		03:19	0-3	.000	0-3	.000	0-0	.000	0	1	1	0.3	4	0	0	0	0	0.0		
Iowa	01/03/2025		01:08	1-1	1.000	0-0	.000	0-0	.000	0	0	0	0.3	0	1	0	0	2	0.3		
Minnesota	01/10/2025		04:24	0-2	.000	0-1	.000	0-2	.000	0	1	1	0.4	0	0	0	0	0	0.3		
at Southern California	01/18/2025		00:39	0-0	.000	0-0	.000	0-0	.000	0	0	0	0.3	0	0	0	0	0	0.2		
Totals		0	21:43	1-9	.111	0-6	.000	0-2	.000	1	2	3	0.3	7	3	0	0	1	2	0.2	

CAREER STATISTICS

FREITAG, Daniel

			Field Goals		3-Point		F-Throws		Rebounds								Scoring			
SEASON	TEAM	GP-GS	MIN/AVG	FG-FGA	FG%	3FG-3FGA	3FG%	FT-FTA	FT%	OFF	DEF	TOT	AVG	PF-FO	A	TO	BLK	STL	PTS	AVG
2024-25	Wisc	9-0	22/2.4	1-9	.111	0-6	.000	0-2	.000	1	2	3	0.3	7-0	3	0	0	1	2	0.2
TOTAL		9-0	22/2.4	1-9	.111	0-6	.000	0-2	.000	1	2	3	0.3	7-0	3	0	0	1	2	0.2

7 | CARTER GILMORE

Senior | Forward | 6-7 | 225
Hartland, Wis. | Arrowhead



X/Twitter: @CarterGilmore03 | Instagram: @cartergilmore_

GET TO KNOW CARTER

A 6-foot-7 forward from Hartland, Wisconsin, Carter Gilmore is now in his fifth season with Wisconsin. Gilmore played in 33 games last season for the Badgers, averaging 9.2 minutes per game as a key rotation player. A preferred walk-on who has since earned a scholarship, Gilmore provides a wealth of veteran leadership. He was a member of the 2021-22 conference championship for the Badgers, and has appeared in four NCAA Tournament games. Gilmore was a standout in-state recruit at Arrowhead, where he finished as the all-time leading scorer (1,565 points). His parents are Brian and Stephanie Gilmore. Carter's father, Brian, played for former Wisconsin head coach and hall of famer Bo Ryan's first Division III national championship team at UW-Platteville in 1991. His mother, Stephanie, was a standout player on the University of Wisconsin-Platteville women's team, inducted into the WIAC Hall of Fame in 2018.

INDIVIDUAL BENCHMARKS

	SEASON	CAREER
GP/GS:	22/0	121/3
5+ POINTS:	8	19
10+ POINTS:	1	1
5+ REBOUNDS:	2	9
LED UW IN PTS:	0	--
LED UW IN REB:	1	1

TOP PERFORMANCES

- **at Northwestern (2/1/25):** Scored 15 points (all in the second half) to lead UW to a comeback victory over Northwestern. Set additional career-highs in FGM (5), 3PM (3), and matched career-high in rebounds (7).
- **vs. #13 Illinois (3/17/24):** Matched his season high with 7 points (2-3 FG, 3-3 FT) in 16 minutes.
- **vs. #3 Purdue (3/16/24):** Played a season high 18 minutes, tallying 3 points, 2 assists and 1 rebound.
- **vs. #24 Virginia (11/20/23):** Had 4 points (2-2 FG) and 4 rebounds in 13 minutes off the bench in a win.
- **at Iowa (11/12/22):** Scored a career high 8 points, plus 4 rebounds off the bench in a win at Iowa.
- **vs #13 Maryland (12/6/22):** Tallied 7 points, 3 rebounds, 1 assist and 1 block in a win.

SEASON HIGHS

POINTS: 15 at Northwestern (2/1/25)
FIELD GOALS: 5 at Northwestern (2/1/25)
FG ATTEMPTS: 7 at Northwestern (2/1/25)
3-POINT FGS: 3 at Northwestern (2/1/25)
3-POINT FGAS: 5 at Northwestern (2/1/25)
FREE THROWS: 2 (3x) MR at Northwestern (2/1/25)
FT ATTEMPTS: 2 (5x) MR at Northwestern (2/1/25)
REBOUNDS: 7 at Northwestern (2/1/25)
ASSISTS: 5 at #5 Marquette (12/7/24)
BLOCKS: 2 (2x) MR at Rutgers (1/6/25)
STEALS: 1 (3x) MR at #5 Marquette (12/7/24)
MINUTES: 28 vs Ohio State (1/14/25)

CAREER HIGHS

POINTS: 15 at Northwestern (2/1/25)
FIELD GOALS: 5 at Northwestern (2/1/25)
FG ATTEMPTS: 7 (2x) MR at Northwestern (2/1/25)
3-POINT FGS: 3 at Northwestern (2/1/25)
3-POINT FGAS: 5 at Northwestern (2/1/25)
FREE THROWS: 5 vs. Chicago State (12-22-23)
FT ATTEMPTS: 5 (2x) MR vs. Chicago St (12-22-23)
REBOUNDS: 7 (2x) MR at Northwestern (2/1/25)
ASSISTS: 5 at #5 Marquette (12/7/24)
BLOCKS: 2 (3x) MR at Rutgers (1/6/25)
STEALS: 2 (2x) MR vs. Kansas (11-24-22)
MINUTES: 33 at Indiana (1-14-23)

GAME-BY-GAME STATISTICS

#7 GILMORE, Carter

Opponent	Date	GS	MIN	Total		3-Pointers		Free throws		Rebounds			PF	A	TO	BLK	STL	PTS	AVG		
				FG-FGA	PCT	3FG-3FGA	PCT	FT-FTA	PCT	OFF	DEF	TOT								AVG	
Holy Cross	11/04/2024		08:09	2-2	1.000	0-0	.000	1-1	1.000	1	1	2	2.0	0	0	0	0	5	5.0		
Montana St.	11/07/2024		19:03	2-3	.667	0-1	.000	0-0	.000	2	0	2	2.0	1	2	0	1	0	4	4.5	
App State	11/10/2024		10:26	0-0	.000	0-0	.000	0-0	.000	0	1	1	1.7	2	0	0	0	1	0	3.0	
Arizona	11/15/2024		08:25	0-0	.000	0-0	.000	0-0	.000	0	0	0	1.3	3	0	1	1	0	0	2.3	
UTRGV	11/18/2024		20:32	0-0	.000	0-0	.000	0-2	.000	1	4	5	2.0	3	0	1	0	1	0	1.8	
vs UCF	11/22/2024		19:56	0-2	.000	0-2	.000	2-2	1.000	0	0	0	1.7	3	2	0	2	0	2	1.8	
vs Pittsburgh	11/24/2024		01:43	0-1	.000	0-1	.000	0-0	.000	0	0	0	1.4	0	0	0	0	0	0	1.6	
Chicago St.	11/30/2024		11:32	1-2	.500	0-1	.000	0-0	.000	0	1	1	1.4	0	1	0	0	0	2	1.6	
Michigan	12/03/2024		10:30	1-3	.333	1-3	.333	0-0	.000	1	3	4	1.7	3	0	0	0	0	3	1.8	
at Marquette	12/07/2024		19:51	2-5	.400	1-1	1.000	0-0	.000	3	3	6	2.1	1	5	2	0	1	5	2.1	
at Illinois	12/10/2024		19:56	3-5	.600	1-2	.500	0-0	.000	1	3	4	2.3	5	0	1	0	0	7	2.5	
vs Butler	12/14/2024		21:29	2-3	.667	1-2	.500	2-2	1.000	0	3	3	2.3	3	3	0	0	0	7	2.9	
Detroit Mercy	12/22/2024		11:23	0-2	.000	0-2	.000	0-0	.000	0	1	1	2.2	2	1	0	0	0	0	2.7	
Iowa	01/03/2025		22:41	2-3	.667	2-2	1.000	0-0	.000	1	1	2	2.2	3	1	1	0	0	6	2.9	
at Rutgers	01/06/2025		22:43	1-3	.333	1-2	.500	0-0	.000	1	1	2	2.2	3	0	2	2	0	3	2.9	
Minnesota	01/10/2025		07:22	0-1	.000	0-1	.000	0-0	.000	0	0	0	2.1	2	1	0	0	0	0	2.8	
Ohio St.	01/14/2025		28:26	2-3	.667	1-1	1.000	0-0	.000	2	1	3	2.1	3	1	1	1	0	5	2.9	
at Southern California	01/18/2025		24:14	1-2	.500	0-1	.000	0-0	.000	1	2	3	2.2	1	3	1	0	0	2	2.8	
at UCLA	01/21/2025		24:04	2-3	.667	1-2	.500	0-0	.000	0	1	1	2.1	4	1	1	0	0	5	2.9	
Nebraska	01/26/2025		21:16	1-4	.250	0-0	.000	1-1	1.000	0	4	4	2.2	1	3	0	0	0	3	3.0	
at Maryland	01/29/2025		16:43	1-2	.500	0-1	.000	0-0	.000	2	3	5	2.3	2	0	0	0	0	2	2.9	
at Northwestern	02/01/2025		24:05	5-7	.714	3-5	.600	2-2	1.000	2	5	7	2.5	2	1	0	0	0	15	3.5	
Totals			0	374:30	28-56	.500	12-30	.400	8-10	.800	18	38	56	2.5	47	25	11	7	3	76	3.5

CAREER STATISTICS

GILMORE, Carter

SEASON TEAM	GP-GS	MIN/AVG	Field Goals		3-Point		F-Throws		Rebounds			PF-FO	A	TO	BLK	STL	PTS	AVG	
			FG-FGA	FG%	3FG-3FGA	3FG%	FT-FTA	FT%	OFF	DEF	TOT								AVG
2020-21 Wisc	9-0	16/1.8	1-5	.200	0-4	.000	0-0	.000	0	3	3	0.3	2-0	0	0	0	2	0.2	
2021-22 Wisc	22-0	172/7.8	7-27	.259	1-13	.077	4-7	.571	6	16	22	1.0	20-0	8	2	4	2	19	0.9
2022-23 Wisc	35-3	659/18.8	37-91	.407	5-26	.192	12-27	.444	37	50	87	2.5	71-0	33	12	6	19	91	2.6
2023-24 Wisc	33-0	305/9.2	19-39	.487	3-12	.250	19-24	.792	22	24	46	1.4	39-0	16	16	1	3	60	1.8
2024-25 Wisc	22-0	374/17.0	28-56	.500	12-30	.400	8-10	.800	18	38	56	2.5	47-1	25	11	7	3	76	3.5
TOTAL	121-3	1526/12.6	92-218	.422	21-85	.247	43-68	.632	83	131	214	1.8	179-1	82	41	18	27	248	2.0

9 | JOHN TONJE

Graduate Student | Guard | 6-5 | 218
North Omaha, Neb. | Missouri



X/Twitter: @johnntonje | Instagram: @johnntonje1

GET TO KNOW JOHN

Tonje joins the Badgers as a sixth-year transfer graduate student after playing at Missouri and Colorado State. He instantly became one of the most experienced players on Wisconsin's roster, entering the 2024-25 season having played in 130 career games (50 starts). Tonje is an old soul. He likes drinking coffee, reading books, listening to podcasts, and going for long walks around Madison at around 20,000 steps a day. Tonje averaged 14.6 points (47.3% FG) and 4.7 rebounds per game as a senior at Colorado State in 2022-23. He played in eight games (four starts) at Missouri before sitting out the rest of the season and applying for medical redshirt. Tonje was a member of the Cameroon National Team in the 2023 FIBA Pre-Olympic Qualifying Tournament in Nigeria.

INDIVIDUAL BENCHMARKS

	SEASON	CAREER
GP/GS:	22/22	152/72
20+ POINTS:	8	17
30+ POINTS:	2	3
40+ POINTS:	1	1
2+ 3FG:	10	52
LED UW IN PTS:	11	11
LED UW IN 3FG:	11	11

TOP PERFORMANCES

- **vs #9 Arizona (11/15/24):** Erupted for a career high 41 points (8-14 FG, 4-6 3FG, 21-22 FT), plus 6 rebounds in an upset win over #9 Arizona.
- **vs Pitt (11/24/24):** Greenbrier Tip-Off tournament MVP scored 33 points (25 points in the 2H alone), plus 7 rebounds, in title game win.
- **vs Holy Cross (11/4/24):** Scored 23 points (3-6 3FG, 8-8 FT) in his first game at Wisconsin, the most in a Badger debut since at least 2000.
- **vs Oral Roberts (11/9/21):** Went 10-14 from the field in a win, scoring a career high 31 points in 29 minutes.
- **vs Penn State (11/20/22):** Secured first career double-double with 14 points and a career high 13 rebounds.
- **vs Fresno State (3/8/23):** Led Colorado State to conference tournament victory against Fresno State, scoring 20 points with 3 three-pointers.
- **vs San Diego State (3/9/23):** Scored a team-high 17 points in a one possession loss to eventual national championship game runner-up, San Diego State.

SEASON HIGHS

POINTS: 41 vs. #9 Arizona (11/15/24)
FIELD GOALS: 11 vs. Pitt (11/24/24)
FG ATTEMPTS: 19 (2x) MR vs. Nebraska (1/26/25)
3-POINT FGS: 6 at UCLA (1/21/25)
3-POINT FGAS: 11 (2x) MR at Northwestern (2/1/25)
FREE THROWS: 21 vs. #9 Arizona (11/15/24)
FT ATTEMPTS: 22 vs. #9 Arizona (11/15/24)
REBOUNDS: 9 at Rutgers (1/6/25)
ASSISTS: 5 vs. App State (11/10/24)
BLOCKS: 2 at Rutgers (1/6/25)
STEALS: 3 vs. Iowa (1/3/25)
MINUTES: 38 (2x) MR at Northwestern (2/1/25)

CAREER HIGHS

POINTS: 41 vs. #9 Arizona (11/15/24)
FIELD GOALS: 10 vs. Oral Roberts (9-11-21)*
FG ATTEMPTS: 16 vs. Miss. Valley State (11-26-22)*
3-POINT FGS: 6 at UCLA (1/21/25)
3-POINT FGAS: 11 (2x) MR at Northwestern (2/1/25)
FREE THROWS: 21 vs. #9 Arizona (11/15/24)
FT ATTEMPTS: 22 vs. #9 Arizona (11/15/24)
REBOUNDS: 13 vs. Penn State (11-20-22)*
ASSISTS: 5 vs. App State (11/10/24)
BLOCKS: 2 (3x) MR at Rutgers (1/6/25)
STEALS: 3 (2x) MR vs. Iowa (1/3/25)
MINUTES: 38 (2x) MR at Northwestern (2/1/25)

*recorded at Colorado State

GAME-BY-GAME STATISTICS

#9 TONJE, John

Opponent	Date	GS	MIN	Total		3-Pointers		Free throws		Rebounds			PF	A	TO	BLK	STL	PTS	AVG		
				FG-FGA	PCT	3FG-3FGA	PCT	FT-FTA	PCT	OFF	DEF	TOT								AVG	
Holy Cross	11/04/2024	*	26:54	6-11	.545	3-6	.500	8-8	1.000	2	3	5	2	1	3	0	1	23	23.0		
Montana St.	11/07/2024	*	27:07	2-4	.500	1-2	.500	8-9	.889	1	3	4	4.5	2	1	3	0	13	18.0		
App State	11/10/2024	*	30:20	8-14	.571	1-5	.200	0-0	.000	1	6	7	5.3	1	5	0	2	17	17.7		
Arizona	11/15/2024	*	33:53	8-14	.571	4-6	.667	21-22	.955	0	6	6	5.5	4	1	4	0	41	23.5		
UTRGV	11/18/2024	*	30:40	3-5	.600	3-5	.600	10-10	1.000	1	2	3	5.0	3	0	3	0	1	19	22.6	
vs UCF	11/22/2024	*	30:06	6-14	.429	0-3	.000	3-4	.750	1	5	6	5.2	2	4	2	0	0	15	21.3	
vs Pittsburgh	11/24/2024	*	37:51	11-19	.579	1-5	.200	10-10	1.000	3	4	7	5.4	3	1	2	0	0	33	23.0	
Chicago St.	11/30/2024	*	29:23	5-12	.417	3-6	.500	9-10	.900	0	5	5	5.4	0	3	1	0	1	22	22.9	
Michigan	12/03/2024	*	30:27	5-12	.417	3-5	.600	5-6	.833	0	3	3	5.1	3	0	3	0	2	18	22.3	
at Marquette	12/07/2024	*	29:06	3-11	.273	1-5	.200	7-8	.875	1	4	5	5.1	3	1	5	0	0	14	21.5	
at Illinois	12/10/2024	*	32:30	5-15	.333	2-7	.286	2-2	1.000	1	3	4	5.0	2	3	4	0	0	14	20.8	
vs Butler	12/14/2024	*	30:51	2-8	.250	0-4	.000	7-7	1.000	0	6	6	5.1	1	3	1	0	0	11	20.0	
Detroit Mercy	12/22/2024	*	24:41	2-6	.333	1-3	.333	4-4	1.000	1	3	4	5.0	1	3	2	0	0	9	19.2	
Iowa	01/03/2025	*	23:04	3-6	.500	2-3	.667	4-5	.800	2	1	3	4.9	0	2	1	0	3	12	18.6	
at Rutgers	01/06/2025	*	32:23	6-12	.500	1-4	.250	2-2	1.000	1	8	9	5.1	2	2	1	2	1	15	18.4	
Minnesota	01/10/2025	*	24:34	4-10	.400	1-6	.167	7-8	.875	0	6	6	5.2	1	3	1	0	0	16	18.3	
Ohio St.	01/14/2025	*	35:30	3-7	.429	1-4	.250	10-10	1.000	0	4	4	5.1	0	0	0	3	1	17	18.2	
at Southern California	01/18/2025	*	22:03	0-3	.000	0-2	.000	0-0	.000	0	0	0	4.8	2	1	2	0	0	0	17.2	
at UCLA	01/21/2025	*	33:39	8-9	.889	6-7	.857	2-3	.667	1	4	5	4.8	3	2	2	0	0	24	17.5	
Nebraska	01/26/2025	*	28:48	9-19	.474	5-11	.455	4-5	.800	1	4	5	4.9	1	0	1	0	0	27	18.0	
at Maryland	01/29/2025	*	32:00	8-16	.500	5-8	.625	2-2	1.000	2	4	6	4.9	3	0	2	0	0	23	18.2	
at Northwestern	02/01/2025	*	37:32	8-18	.444	5-11	.455	6-6	1.000	1	1	2	4.8	0	3	2	0	0	27	18.6	
Totals			22	663:23	115-245	.469	49-118	.415	131-141	.929	20	85	105	4.8	39	39	48	2	13	410	18.6

CAREER STATISTICS

TONJE, John

SEASON	TEAM	GP-GS	MIN/AVG	Field Goals		3-Point		F-Throws		Rebounds			Scoring							
				FG-FGA	FG%	3FG-3FGA	3FG%	FT-FTA	FT%	OFF	DEF	TOT	AVG	PF-FO	A	TO	BLK	STL	PTS	AVG
2019-20	CSU	31-0	263/8.5	35-76	.461	20-46	.435	21-31	.677	5	27	32	1.0	28-0	10	15	0	5	111	3.6
2020-21	CSU	28-1	564/20.1	56-144	.389	25-80	.313	48-56	.857	19	63	82	2.9	43-0	23	32	5	12	185	6.6
2021-22	CSU	30-12	759/25.3	89-193	.461	32-88	.364	64-78	.821	18	73	91	3.0	50-0	26	31	6	12	274	9.1
2022-23	CSU	33-33	1032/31.3	157-332	.473	61-157	.389	106-130	.815	22	132	154	4.7	55-0	43	61	11	25	481	14.6
2023-24	MO	8-4	78/9.7	6-12	.500	2-6	.333	7-7	1.000	1	6	7	0.9	7-0	3	6	1	2	21	2.6
2024-25	Wisc	22-22	663/30.2	115-245	.469	49-118	.415	131-141	.929	20	85	105	4.8	39-0	39	48	2	13	410	18.6
TOTAL FOR Wisc		22-22	663/30.2	115-245	.469	49-118	.415	131-141	.929	20	85	105	4.8	39-0	39	48	2	13	410	18.6
TOTAL		152-72	3359/22.1	458-1002	.457	189-495	.382	377-443	.851	85	386	471	3.1	222-0	144	193	25	69	1482	9.8

11

MAX KLESMIT

Senior | Guard | 6-4 | 204

Neenah, Wis. | Neenah



X/Twitter: @maxkle2 | Instagram: @maxklesmit

GET TO KNOW MAX

With two seasons for the Badgers under his belt, Max Klesmit is poised to be a leader for the 2024-25 Badger team. He sports some of the most memorable scoring performances in recent memory for Wisconsin, including scoring 21 points in a win against #3 Marquette and a game-winner against #3 Purdue. One of the key contributors to the 2023-24 team's success, he averaged 14.1 points per game during an eight game stretch where the Badgers went 7-1, all against conference opponents. Klesmit also lead the team in scoring (18 points) in the Badger's NCAA Tournament game. Klesmit brings valuable shooting to the team, sporting a career .392 3PT% with Wisconsin.

INDIVIDUAL BENCHMARKS

	SEASON	CAREER
GP/GS:	21/21	140/123
10+ POINTS:	9	73
20+ POINTS:	2	12
3+ ASSISTS:	10	34
LED TEAM IN PTS:	2	17
LED TEAM IN 3FG:	6	44

TOP PERFORMANCES

- **vs Montana State (11/7/24):** Made a career high 6 triples and scored a game-high 26 points in the win.
- **vs #3 Purdue (3/16/24):** 12 pts (3-4 3FG), including the game-winner in Big Ten Tournament semifinals.
- **vs Indiana (1/19/24):** Scored 26 points, his most as a Badger, shooting 8-for-11 from the floor (5-7 3FG).
- **vs Northwestern (1/13/24):** Finished with 24 pts (5-7 3FG) in a win.
- **at Ohio State (1/10/24):** Scored all 18 of his points in the second half (5-9 FG, 2-4 3FG, 6-6 FT) in a win.
- **vs #3 Marquette (12/2/23):** Finished with a game-high 21 points (all first half) in the win.
- **vs #5 Purdue (3/1/22):** Matched a season high with 19 points (3-5 3FG) - 17 pts in the second half alone.
- **vs #3 Kansas (11/24/22):** Played a career high 43 minutes, finishing with 13 points (4-6 FG, 2-3 3FG).

SEASON HIGHS

POINTS: 26 vs. Montana State (11/7/24)
FIELD GOALS: 7 (2x) MR vs. USC (1/18/25)
FG ATTEMPTS: 15 vs. Montana State (11/7/24)
3-POINT FGS: 6 (2x) MR at #5 Marquette (12/7/24)
3-POINT FGAS: 11 (2x) MR at #5 Marquette (12/7/24)
FREE THROWS: 8 vs. Butler (12/14/24)
FT ATTEMPTS: 8 vs. Butler (12/14/24)
REBOUNDS: 7 (2x) MR at Maryland (1/29/25)
ASSISTS: 6 vs. Iowa (1/3/25)
BLOCKS: 1 vs. UTRGV (11/18/24)
STEALS: 5 vs. App State (11/10/24)
MINUTES: 36 (2x) MR vs. Michigan (12/3/24)

CAREER HIGHS

POINTS: 27 (2x) MR vs. The Citadel (1/19/22)*
FIELD GOALS: 10 vs. The Citadel (1/19/22)*
FG ATTEMPTS: 16 (3x) MR at Chattanooga (1/26/22)*
3-POINT FGS: 6 (2x) MR at #5 Marquette (12/7/24)
3-POINT FGAS: 11 (2x) MR at #5 Marquette (12/7/24)
FREE THROWS: 8 (2x) MR vs. Butler (12/14/24)
FT ATTEMPTS: 10 at Samford (2/9/22)*
REBOUNDS: 8 (2x) MR at Nebraska (2/11/23)
ASSISTS: 8 at Iowa (2/17/24)
BLOCKS: 2 at Michigan (2/26/23)
STEALS: 5 (2x) MR vs. App State (11/10/24)
MINUTES: 43 vs. Kansas (11/24/22)

*recorded at Wofford

GAME-BY-GAME STATISTICS

#11 KLESMIT, Max

Opponent	Date	GS	MIN	Total		3-Pointers		Free throws		Rebounds		PF	A	TO	BLK	STL	PTS	AVG			
				FG-FGA	PCT	3FG-3FGA	PCT	FT-FTA	PCT	OFF	DEF								TOT	AVG	
Holy Cross	11/04/2024	*	27:38	3-9	.333	1-7	.143	0-0	.000	0	2	2	2.0	1	1	1	0	2	7	7.0	
Montana St.	11/07/2024	*	36:11	7-15	.467	6-11	.545	6-6	1.000	0	0	0	1.0	2	1	0	0	2	26	16.5	
App State	11/10/2024	*	27:55	5-11	.455	2-6	.333	3-3	1.000	0	1	1	1.0	2	4	1	0	5	15	16.0	
Arizona	11/15/2024	*	35:27	3-7	.429	1-5	.200	6-6	1.000	0	3	3	1.5	2	3	0	0	2	13	15.3	
UTRGV	11/18/2024	*	34:14	3-11	.273	1-6	.167	4-4	1.000	1	0	1	1.4	2	2	3	1	0	11	14.4	
vs UCF	11/22/2024	*	27:25	3-9	.333	2-7	.286	0-0	.000	0	3	3	1.7	0	3	2	0	3	8	13.3	
vs Pittsburgh	11/24/2024	*	33:48	1-7	.143	1-5	.200	4-6	.667	0	2	2	1.7	3	5	0	0	0	7	12.4	
Chicago St.	11/30/2024	*	26:06	2-9	.222	1-7	.143	0-0	.000	0	2	2	1.8	2	5	2	0	0	5	11.5	
Michigan	12/03/2024	*	35:47	3-14	.214	1-9	.111	1-2	.500	1	2	3	1.9	2	2	1	0	1	8	11.1	
at Marquette	12/07/2024	*	33:37	6-12	.500	6-11	.545	4-4	1.000	1	0	1	1.8	2	2	0	0	0	22	12.2	
at Illinois	12/10/2024	*	28:34	4-10	.400	2-5	.400	3-6	.500	0	1	1	1.7	3	4	3	0	1	13	12.3	
vs Butler	12/14/2024	*	34:27	1-7	.143	1-6	.167	8-8	1.000	0	3	3	1.8	2	2	1	0	0	11	12.2	
Detroit Mercy	12/22/2024	*	24:43	0-5	.000	0-3	.000	0-0	.000	0	2	2	1.8	0	2	1	0	0	0	11.2	
Iowa	01/03/2025	*	22:40	3-5	.600	2-4	.500	0-0	.000	0	1	1	1.8	3	6	1	0	0	8	11.0	
at Rutgers	01/06/2025	*	24:20	1-5	.200	1-5	.200	0-0	.000	1	3	4	1.9	0	3	1	0	1	3	10.5	
Ohio St.	01/14/2025	*	29:52	1-5	.200	1-3	.333	1-2	.500	0	2	2	1.9	2	1	2	0	0	4	10.1	
at Southern California	01/18/2025	*	27:16	7-14	.500	2-9	.222	2-2	1.000	0	2	2	1.9	0	4	1	0	2	18	10.5	
at UCLA	01/21/2025	*	30:27	2-5	.400	2-4	.500	2-2	1.000	0	3	3	2.0	3	1	2	0	0	8	10.4	
Nebraska	01/26/2025	*	26:11	3-9	.333	2-8	.250	0-0	.000	0	7	7	2.3	1	3	2	0	1	8	10.3	
at Maryland	01/29/2025	*	30:58	1-8	.125	1-6	.167	2-4	.500	1	6	7	2.5	2	3	1	0	1	5	10.0	
at Northwestern	02/01/2025	*	27:01	3-7	.429	1-4	.250	4-4	1.000	0	4	4	2.6	1	2	1	0	0	11	10.0	
Totals			21	624:37	62-184	.337	37-131	.282	50-59	.847	5	49	54	2.6	35	59	26	1	21	211	10.0

CAREER STATISTICS

KLESMIT, Max

SEASON	TEAM	GP-GS	MIN/AVG	Field Goals		3-Point		F-Throws		Rebounds		PF-FO		TO		BLK		STL		Scoring	
				FG-FGA	FG%	3FG-3FGA	3FG%	FT-FTA	FT%	OFF	DEF	TOT	AVG	PF-FO	A	TO	BLK	STL	PTS	AVG	
2020-21	WOF	19-2	429/22.6	54-116	.466	25-67	.373	22-26	.846	9	43	52	2.7	46-1	22	23	0	24	155	8.2	
2021-22	WOF	31-31	986/31.8	156-350	.446	68-200	.340	82-98	.837	13	73	86	2.8	84-2	60	66	3	50	462	14.9	
2022-23	Wisc	33-33	1059/32.1	91-215	.423	46-120	.383	48-69	.696	11	77	88	2.7	78-1	45	32	6	41	276	8.4	
2023-24	Wisc	36-36	1032/28.7	118-270	.437	66-166	.398	56-68	.824	9	68	77	2.1	76-1	67	39	3	31	358	9.9	
2024-25	Wisc	21-21	625/29.7	62-184	.337	37-131	.282	50-59	.847	5	49	54	2.6	35-0	59	26	1	21	211	10.0	
TOTAL FOR Wisc		90-90	2715/30.2	271-669	.405	149-417	.357	154-196	.786	25	194	219	2.4	189-2	171	97	10	93	845	9.4	
TOTAL		140-123	4130/29.5	481-1135	.424	242-684	.354	258-320	.806	47	310	357	2.6	319-5	253	186	13	167	1462	10.4	

13 | XAVIER AMOS

Junior | Forward | 6-7 | 216

Chicago, Ill. | Northern Illinois



X/Twitter: @xaamos | Instagram: @xaamos

GET TO KNOW XAVIER

Amos begins his first season at Wisconsin after transferring from Northern Illinois, where he spent his first two seasons. He broke out in his sophomore season (2023-24), starting all 25 games he played in while averaging 13.8 points and 5.8 rebounds per game. Amos stretches the floor as a big man, shooting 38.5% from three in 2023-24.

INDIVIDUAL BENCHMARKS

	SEASON	CAREER
GP/GS:	22/0	54/26
10+ POINTS:	1	17
5+ REBOUNDS:	2	20
3+ 3-PTERS MADE:	0	6
2+ BLOCKS:	0	9

TOP PERFORMANCES

- **vs. App State (11/10/24):** In 12 minutes of play, recorded UW career highs with 10 points and 6 rebounds, while making 4-of-4 free throws.
- **vs. Holy Cross (11/4/24):** Made his Badger debut, tallying 2 points, 4 rebounds and 1 assist in the win.
- **at Northwestern (11/27/23):** Scored a career-high 26 points while going 11-for-15 from the field, including going 4-for-5 on 3-point attempts.
- **at Monmouth (12/09/23):** Secured first ever double-double with 21 points and 11 rebounds, while also putting up a career-high four blocks and going 10-for-15 from the field.

SEASON HIGHS

POINTS: 10 vs. App State (11/10/24)
FIELD GOALS: 3 (2x) MR vs. Chicago St (11/30/24)
FG ATTEMPTS: 8 (2x) MR vs. Chicago St (11/30/24)
3-POINT FGS: 2 (4x) MR vs. Iowa (1/3/25)
3-POINT FGAS: 4 (5x) MR vs. Minnesota (1/10/25)
FREE THROWS: 4 vs. App State (11/10/24)
FT ATTEMPTS: 4 vs. App State (11/10/24)
REBOUNDS: 6 vs. App State (11/10/24)
ASSISTS: 4 vs. Nebraska (1/26/25)
BLOCKS: 1 (4x) MR at Maryland (1/29/25)
STEALS: 2 vs. Minnesota (1/10/25)
MINUTES: 22 vs. Minnesota (1/10/25)

CAREER HIGHS

POINTS: 26 at Northwestern (11-27-23)*
FIELD GOALS: 11 at Northwestern (11-27-23)*
FG ATTEMPTS: 18 at South Alabama (2-10-24)*
3-POINT FGS: 5 vs. Little Rock (11-18-23)*
3-POINT FGAS: 8 (2x) MR at South Alabama (2-10-24)*
FREE THROWS: 9 at Central Michigan (1-30-24)*
FT ATTEMPTS: 13 vs. Buffalo (2-13-24)*
REBOUNDS: 12 at Miami (OH) (2-6-24)*
ASSISTS: 4 vs. Nebraska (1/26/25)
BLOCKS: 5 at Georgia State (11-17-23)*
STEALS: 3 (2x) MR at Miami (OH) (2-6-24)*
MINUTES: 40 at Monmouth (12-9-23)*

*recorded at Northern Illinois

GAME-BY-GAME STATISTICS

#13 AMOS, Xavier

Opponent	Date	GS	MIN	Total		3-Pointers		Free throws		Rebounds		PF	A	TO	BLK	STL	PTS	AVG			
				FG-FGA	PCT	3FG-3FGA	PCT	FT-FTA	PCT	OFF	DEF								TOT	AVG	
Holy Cross	11/04/2024		10:43	1-4	.250	0-3	.000	0-0	.000	0	4	4	4.0	1	1	2	0	2	2.0		
Montana St.	11/07/2024		03:41	0-1	.000	0-0	.000	0-0	.000	0	0	0	2.0	0	0	0	0	0	1.0		
App State	11/10/2024		12:06	2-8	.250	2-4	.500	4-4	1.000	2	4	6	3.3	0	0	1	0	1	10	4.0	
Arizona	11/15/2024		14:01	2-6	.333	2-4	.500	2-3	.667	0	2	2	3.0	3	0	0	0	1	8	5.0	
UTRGV	11/18/2024		12:47	3-6	.500	1-2	.500	2-2	1.000	1	2	3	3.0	2	1	0	0	1	9	5.8	
vs UCF	11/22/2024		14:16	2-7	.286	0-4	.000	1-1	1.000	0	5	5	3.3	3	1	2	0	0	5	5.7	
vs Pittsburgh	11/24/2024		05:28	0-0	.000	0-0	.000	0-0	.000	0	1	1	3.0	0	0	0	0	0	0	4.9	
Chicago St.	11/30/2024		12:33	3-8	.375	2-4	.500	0-0	.000	1	0	1	2.8	0	0	0	0	0	8	5.3	
Michigan	12/03/2024		06:09	0-2	.000	0-1	.000	1-2	.500	1	1	2	2.7	0	0	0	0	0	1	4.8	
at Marquette	12/07/2024		06:01	0-0	.000	0-0	.000	0-0	.000	0	1	1	2.5	1	0	1	0	0	0	4.3	
at Illinois	12/10/2024		11:22	1-2	.500	1-2	.500	2-2	1.000	0	2	2	2.5	0	0	0	1	0	5	4.4	
vs Butler	12/14/2024		05:23	0-2	.000	0-1	.000	0-0	.000	0	0	0	2.3	1	0	1	0	1	0	4.0	
Detroit Mercy	12/22/2024		13:05	2-3	.667	0-1	.000	0-0	.000	0	1	1	2.2	0	0	0	0	0	4	4.0	
Iowa	01/03/2025		08:30	2-2	1.000	2-2	1.000	0-0	.000	0	1	1	2.1	0	1	1	0	0	6	4.1	
at Rutgers	01/06/2025		09:38	2-3	.667	0-1	.000	0-0	.000	0	2	2	2.1	0	0	0	1	0	4	4.1	
Minnesota	01/10/2025		22:20	1-6	.167	1-4	.250	1-2	.500	1	2	3	2.1	2	1	1	1	2	4	4.1	
Ohio St.	01/14/2025		04:59	1-1	1.000	0-0	.000	0-0	.000	0	1	1	2.1	3	0	1	0	0	2	4.0	
at Southern California	01/18/2025		08:52	1-3	.333	1-2	.500	1-2	.500	0	0	0	1.9	0	0	1	0	1	4	4.0	
at UCLA	01/21/2025		06:04	1-3	.333	0-2	.000	2-2	1.000	0	2	2	1.9	2	0	0	0	0	4	4.0	
Nebraska	01/26/2025		14:12	1-3	.333	0-1	.000	0-0	.000	0	2	2	2.0	1	4	0	0	0	2	3.9	
at Maryland	01/29/2025		09:11	0-2	.000	0-2	.000	0-0	.000	0	0	0	1.9	1	1	1	1	0	0	3.7	
at Northwestern	02/01/2025		07:28	0-0	.000	0-0	.000	0-0	.000	0	1	1	1.8	1	0	0	0	0	0	3.5	
Totals			0	218:48	25-72	.347	12-40	.300	16-20	.800	6	34	40	1.8	21	10	12	4	7	78	3.5

CAREER STATISTICS

AMOS, Xavier

SEASON	TEAM	GP-GS	MIN/AVG	Field Goals		3-Point		F-Throws		Rebounds		PF-FO		A		TO		BLK		STL		Scoring	
				FG-FGA	FG%	3FG-3FGA	3FG%	FT-FTA	FT%	OFF	DEF	TOT	AVG	PF	FO	TO	BLK	STL	PTS	AVG			
2022-23	NIU	7-1	103/14.8	9-28	.321	2-12	.167	3-4	.750	6	16	22	3.1	7-0	4	8	4	2	23	3.3			
2023-24	NIU	25-25	772/30.9	129-260	.496	40-104	.385	46-71	.648	34	110	144	5.8	70-5	29	58	33	20	344	13.8			
2024-25	Wisc	22-0	219/9.9	25-72	.347	12-40	.300	16-20	.800	6	34	40	1.8	21-0	10	12	4	7	78	3.5			
TOTAL FOR Wisc		22-0	219/9.9	25-72	.347	12-40	.300	16-20	.800	6	34	40	1.8	21-0	10	12	4	7	78	3.5			
TOTAL		54-26	1094/20.3	163-360	.453	54-156	.346	65-95	.684	46	160	206	3.8	98-5	43	78	41	29	445	8.2			

14 | AIDAN KONOP

Freshman | Guard | 6-2 | 195

Sussex, Wis. | Sussex Hamilton HS



X/Twitter: @aidan_konop | Instagram: @aidan_konop

GET TO KNOW AIDAN

Aidan Konop, a 6-foot-2 guard from Sussex, Wisconsin, joined the Wisconsin men's basketball team as a preferred walk-on ahead of the 2024-25 season. As a senior at Sussex Hamilton High School, Konop averaged 20 points, six rebounds, four assists and two steals per game ... He shot over 50 percent from the field, including a 40 percent clip from 3-point range. A first-team all-Greater Metro Conference selection as a senior, Konop led Sussex Hamilton to a 20-6 record last season, culminating with an appearance in the WIAA regional final.

INDIVIDUAL BENCHMARKS

	SEASON	CAREER
GP/GS	3/0	3/0
5+ POINTS:	0	0
3+ ASSISTS:	0	0
2+ STEALS:	0	0
LED TEAM IN PTS:	0	0
LED TEAM IN AST:	0	0

TOP PERFORMANCES

- vs. Holy Cross (11/4/24): Made his Badger debut, playing 1 minute in the win.

SEASON HIGHS

POINTS:	--
FIELD GOALS:	--
FG ATTEMPTS:	--
3-POINT FGS:	--
3-POINT FGAS:	--
FREE THROWS:	--
FT ATTEMPTS:	--
REBOUNDS:	--
ASSISTS:	--
BLOCKS:	--
STEALS:	--
MINUTES:	1 (3x) MR vs. Detroit Mercy (12/22/24)

CAREER HIGHS

POINTS:	--
FIELD GOALS:	--
FG ATTEMPTS:	--
3-POINT FGS:	--
3-POINT FGAS:	--
FREE THROWS:	--
FT ATTEMPTS:	--
REBOUNDS:	--
ASSISTS:	--
BLOCKS:	--
STEALS:	--
MINUTES:	1 (3x) MR vs. Detroit Mercy (12/22/24)

GAME-BY-GAME STATISTICS

#14 KONOP, Aidan

Opponent	Date	GS	MIN	Total		3-Pointers		Free throws		Rebounds				PF				PTS	AVG
				FG-FGA	PCT	3FG-3FGA	PCT	FT-FTA	PCT	OFF	DEF	TOT	AVG	A	TO	BLK	STL		
Holy Cross	11/04/2024		01:05	0-0	.000	0-0	.000	0-0	.000	0	0	0	0.0	0	0	0	0	0	0.0
App State	11/10/2024		00:42	0-0	.000	0-0	.000	0-0	.000	0	0	0	0.0	0	0	0	0	0	0.0
Detroit Mercy	12/22/2024		00:45	0-0	.000	0-0	.000	0-0	.000	0	0	0	0.0	0	0	0	0	0	0.0
Totals		0	02:32	0-0	.000	0-0	.000	0-0	.000	0	0	0	0.0	0	0	0	0	0	0.0

CAREER STATISTICS

KONOP, Aidan

				Field Goals		3-Point		F-Throws		Rebounds										Scoring	
SEASON	TEAM	GP-GS	MIN	AVG	FG-FGA	FG%	3FG-3FGA	3FG%	FT-FTA	FT%	OFF	DEF	TOT	AVG	PF-FO	A	TO	BLK	STL	PTS	AVG
2024-25	Wisc	3-0		3/0.8	0-0	.000	0-0	.000	0-0	.000	0	0	0	0.0	0-0	0	0	0	0	0	0.0
TOTAL		3-0		3/0.8	0-0	.000	0-0	.000	0-0	.000	0	0	0	0.0	0-0	0	0	0	0	0	0.0

15 | ISAAC GARD

Junior | Guard | 6-3 | 170
Oregon, Wis. | Oregon



X/Twitter: @gardo1214 | Instagram: @isaacggard

GET TO KNOW ISAAC

Isaac Gard joined the Badgers as a walk-on and begins his third season with the Badgers in 2024-25. Gard has appeared in 11 career games with Wisconsin. He recorded his first career minutes as a Badger in a win vs. South Dakota. As a senior at Oregon High School, he started all 14 games and averaged 9.6 points per game while shooting 39 percent from 3-point range. A three-year letterwinner in basketball, Gard was also a two-year participant in baseball. Gard's father, Greg, is the current head coach of the Wisconsin men's basketball team.

INDIVIDUAL BENCHMARKS

	SEASON	CAREER
GP/GS:	8/0	19/0
5+ POINTS:	0	--
5+ REBOUNDS:	0	--
10+ MIN PLAYED:	0	--

TOP PERFORMANCES

- **Holy Cross (11/4/24):** Scored the first points of his collegiate career, hitting a 3-pointer in the win.
- **South Dakota (11/7/22):** Played 1 minute off the bench, his first career playing time at Wisconsin.

SEASON HIGHS

POINTS:	3 vs. Holy Cross (11/4/24)
FIELD GOALS:	1 vs. Holy Cross (11/4/24)
FG ATTEMPTS:	1 vs. Holy Cross (11/4/24)
3-POINT FGS:	1 vs. Holy Cross (11/4/24)
3-POINT FGAS:	1 vs. Holy Cross (11/4/24)
FREE THROWS:	--
FT ATTEMPTS:	--
REBOUNDS:	1 (2x) MR vs. Nebraska (1/26/25)
ASSISTS:	1 vs. Iowa (1/3/25)
BLOCKS:	--
STEALS:	--
MINUTES:	2 (2x) MR vs. Nebraska (1/26/25)

CAREER HIGHS

POINTS:	3 vs. Holy Cross (11/4/24)
FIELD GOALS:	1 vs. Holy Cross (11/4/24)
FG ATTEMPTS:	1 (2x) MR vs. Holy Cross (11/4/24)
3-POINT FGS:	1 vs. Holy Cross (11/4/24)
3-POINT FGAS:	1 (2x) MR vs. Holy Cross (11/4/24)
FREE THROWS:	--
FT ATTEMPTS:	--
REBOUNDS:	1 (2x) MR vs. Nebraska (1/26/25)
ASSISTS:	1 vs. Iowa (1/3/25)
BLOCKS:	--
STEALS:	--
MINUTES:	2 (3x) MR vs. Nebraska (1/26/25)

GAME-BY-GAME STATISTICS

#15 GARD, Isaac

Opponent	Date	GS	MIN	Total		3-Pointers		Free throws		Rebounds				PF	A	TO	BLK	STL	PTS	AVG
				FG-FGA	PCT	3FG-3FGA	PCT	FT-FTA	PCT	OFF	DEF	TOT	AVG							
Holy Cross	11/04/2024		00:56	1-1	1.000	1-1	1.000	0-0	.000	0	0	0	0.0	1	0	0	0	0	3	3.0
App State	11/10/2024		00:42	0-0	.000	0-0	.000	0-0	.000	0	0	0	0.0	0	0	0	0	0	0	1.5
vs UCF	11/22/2024		00:30	0-0	.000	0-0	.000	0-0	.000	0	0	0	0.0	0	0	0	0	0	0	1.0
Chicago St.	11/30/2024		00:30	0-0	.000	0-0	.000	0-0	.000	0	1	1	0.3	0	0	0	0	0	0	0.8
Iowa	01/03/2025		01:08	0-0	.000	0-0	.000	0-0	.000	0	0	0	0.2	0	1	0	0	0	0	0.6
Minnesota	01/18/2025		01:37	0-0	.000	0-0	.000	0-0	.000	0	0	0	0.2	0	0	0	0	0	0	0.5
at Southern California	01/18/2025		00:39	0-0	.000	0-0	.000	0-0	.000	0	0	0	0.1	0	0	0	0	0	0	0.4
Nebraska	01/26/2025		01:53	0-0	.000	0-0	.000	0-0	.000	0	1	1	0.3	0	0	0	0	0	0	0.4
Totals			0 07:55	1-1	1.000	1-1	1.000	0-0	.000	0	2	2	0.3	1	1	0	0	0	3	0.4

CAREER STATISTICS

GARD, Isaac

SEASON	TEAM	GP-GS	MIN/AVG	Field Goals		3-Point		F-Throws		Rebounds				Scoring						
				FG-FGA	FG%	3FG-3FGA	3FG%	FT-FTA	FT%	OFF	DEF	TOT	AVG	PF-FO	A	TO	BLK	STL	PTS	AVG
2022-23	Wisc	5-0	5/0.9	0-1	.000	0-1	.000	0-0	.000	0	0	0	0.0	1-0	0	0	0	0	0	0.0
2023-24	Wisc	6-0	5/0.9	0-1	.000	0-0	.000	0-0	.000	0	0	0	0.0	1-0	0	0	0	0	0	0.0
2024-25	Wisc	8-0	8/1.0	1-1	1.000	1-1	1.000	0-0	.000	0	2	2	0.3	1-0	1	0	0	0	3	0.4
TOTAL		19-0	18/0.9	1-3	.333	1-2	.500	0-0	.000	0	2	2	0.1	3-0	1	0	0	0	3	0.2

18 | RICCARDO GREPPI

Freshman | Forward | 6-10 | 255
Lecco, Italy | Verona



GET TO KNOW RICCARDO

Greppi begins his freshman year with an experienced overseas career. He played for Verona in the Italy-NextGen league, appearing in eight games and averaging 9.1 points and 8.6 rebounds per contest. Greppi also has national team experience for Italy. At the 2023 Under-18 European Championships, he played in seven games averaging 2.3 points (43.8% FG) and 3.6 rebounds. In the 2022 U18 European Championships, Greppi averaged 2.4 points (50% FG) and 4.2 rebounds playing an average of 10 minutes per contest.

INDIVIDUAL BENCHMARKS		
	SEASON	CAREER
GP/GS	5/0	5/0
5+ POINTS:	0	0
5+ REBOUNDS:	0	0
LED TEAM IN PTS:	0	0
LED TEAM IN REB:	0	0
5+ MINUTES PLAYED:	1	1

TOP PERFORMANCES

■ **vs. Holy Cross (11/4/24):** Made his Badger debut, playing 2 minutes in the win.

SEASON HIGHS			CAREER HIGHS		
POINTS:	3	vs. Chicago State (11/30/24)	POINTS:	3	vs. Chicago State (11/30/24)
FIELD GOALS:	1	vs. Nebraska (1/26/25)	FIELD GOALS:	1	vs. Nebraska (1/26/25)
FG ATTEMPTS:	1	vs. Nebraska (1/26/25)	FG ATTEMPTS:	1	vs. Nebraska (1/26/25)
3-POINT FGS:	--		3-POINT FGS:	--	
3-POINT FGAS:	--		3-POINT FGAS:	--	
FREE THROWS:	3	vs. Chicago State (11/30/24)	FREE THROWS:	3	vs. Chicago State (11/30/24)
FT ATTEMPTS:	4	vs. Chicago State (11/30/24)	FT ATTEMPTS:	4	vs. Chicago State (11/30/24)
REBOUNDS:	3	vs. App State (11/10/24)	REBOUNDS:	3	vs. App State (11/10/24)
ASSISTS:	1	vs. Detroit Mercy (12/22/24)	ASSISTS:	1	vs. Detroit Mercy (12/22/24)
BLOCKS:	1	vs. Detroit Mercy (12/22/24)	BLOCKS:	1	vs. Detroit Mercy (12/22/24)
STEALS:	--		STEALS:	--	
MINUTES:	5	vs. Detroit Mercy (12/22/24)	MINUTES:	5	vs. Detroit Mercy (12/22/24)

GAME-BY-GAME STATISTICS

#18 GREPPI, Riccardo

Opponent	Date	GS	MIN	Total		3-Pointers		Free throws		Rebounds				PF	A	TO	BLK	STL	PTS	AVG
				FG-FGA	PCT	3FG-3FGA	PCT	FT-FTA	PCT	OFF	DEF	TOT	AVG							
Holy Cross	11/04/2024		01:40	0-0	.000	0-0	.000	0-0	.000	0	0	0	0.0	0	0	0	0	0	0	0.0
App State	11/10/2024		01:45	0-0	.000	0-0	.000	0-0	.000	2	1	3	1.5	0	0	0	0	0	0	0.0
Chicago St.	11/30/2024		02:20	0-0	.000	0-0	.000	3-4	.750	2	0	2	1.7	0	0	0	0	0	3	1.0
Detroit Mercy	12/22/2024		05:10	0-0	.000	0-0	.000	1-2	.500	0	2	2	1.8	0	1	1	1	0	1	1.0
Nebraska	01/26/2025		03:30	1-1	1.000	0-0	.000	0-0	.000	0	0	0	1.4	2	0	0	0	0	2	1.2
Totals		0	14:25	1-1	1.000	0-0	.000	4-6	.667	4	3	7	1.4	2	1	1	1	0	6	1.2

CAREER STATISTICS																
GREPPI, Riccardo																
SEASON TEAM	GP-GS	MIN/AVG	Field Goals		3-Point		F-Throws		Rebounds				PF-FO	A	TO	BLK
			FG-FGA	FG%	3FG-3FGA	3FG%	FT-FTA	FT%	OFF	DEF	TOT	AVG				
2024-25 Wisc	5-0	14/2.9	1-1	1.000	0-0	.000	4-6	.667	4	3	7	1.4	2-0	1	1	1
TOTAL	5-0	14/2.9	1-1	1.000	0-0	.000	4-6	.667	4	3	7	1.4	2-0	1	1	1

21 | CHRIS HODGES

Junior | Forward | 6-9 | 257
Schaumburg, Ill. | Schaumburg



X/Twitter: @chrishodges35 | Instagram: @chrishodges35

GET TO KNOW CHRIS

Chris Hodges enters his junior season with 25 career games played. Last season, he made appearances in three Big Ten Tournament games, collecting four rebounds in a win over Maryland. A great teammate, Hodges was recognized with the 2024 Big Ten Sportsmanship Award for Wisconsin. The 6-foot-9 forward from Schaumburg, Illinois, played at Schaumburg High School, where he was named the 2019 Mid-Suburban League West Player of the Year as a junior.

INDIVIDUAL BENCHMARKS

	SEASON	CAREER
GP/GS:	10/0	35/0
5+ POINTS:	0	--
5+ REBOUNDS:	0	--
LED UW IN PTS:	0	--
LED UW IN REB:	0	--
5+ MINUTES PLAYED:	0	1

TOP PERFORMANCES

- **vs. Maryland (3/14/24):** Played a season high 5 minutes, tallying a career high 4 rebounds, plus 1 assist, 1 block and his first point of the season.
- **South Dakota (11/7/22):** Played 6 minutes off the bench, his first career minutes at Wisconsin.

SEASON HIGHS

POINTS:	1 vs. Detroit Mercy (12/22/24)
FIELD GOALS:	--
FG ATTEMPTS:	1 vs. Holy Cross (11/4/24)
3-POINT FGS:	--
3-POINT FGAS:	1 vs. Nebraska (1/26/25)
FREE THROWS:	1 vs. Detroit Mercy (12/22/24)
FT ATTEMPTS:	2 vs. Detroit Mercy (12/22/24)
REBOUNDS:	--
ASSISTS:	--
BLOCKS:	--
STEALS:	--
MINUTES:	2 (2x) MR vs. Minnesota (1/10/25)

CAREER HIGHS

POINTS:	2 vs. Michigan St. (1/10/23)
FIELD GOALS:	1 vs. Michigan St. (1/10/23)
FG ATTEMPTS:	3 vs. Maryland (3/14/24)
3-POINT FGS:	--
3-POINT FGAS:	1 vs. Nebraska (1/26/25)
FREE THROWS:	1 (2x) MR vs. Detroit Mercy (12/22/24)
FT ATTEMPTS:	2 (3x) MR vs. Detroit Mercy (12/22/24)
REBOUNDS:	4 vs. Maryland (3/14/24)
ASSISTS:	1 vs. Maryland (3/14/24)
BLOCKS:	1 (4x) MR vs. Maryland (3/14/24)
STEALS:	--
MINUTES:	6 vs. South Dakota (11/7/22)

GAME-BY-GAME STATISTICS

#21 HODGES, Chris

Opponent	Date	GS	MIN	Total		3-Pointers		Free throws		Rebounds				PF				PTS			
				FG-FGA	PCT	3FG-3FGA	PCT	FT-FTA	PCT	OFF	DEF	TOT	AVG	A	TO	BLK	STL	PTS	AVG		
Holy Cross	11/04/2024		00:44	0-1	.000	0-0	.000	0-0	.000	0	0	0	0.0	0	0	0	0	0	0.0		
App State	11/10/2024		00:42	0-0	.000	0-0	.000	0-0	.000	0	0	0	0.0	0	0	0	0	0	0.0		
Arizona	11/15/2024		01:03	0-0	.000	0-0	.000	0-0	.000	0	0	0	0.0	0	0	0	0	0	0.0		
vs UCF	11/22/2024		00:30	0-0	.000	0-0	.000	0-0	.000	0	0	0	0.0	0	0	0	0	0	0.0		
Chicago St.	11/30/2024		00:30	0-0	.000	0-0	.000	0-0	.000	0	0	0	0.0	0	0	0	0	0	0.0		
Detroit Mercy	12/22/2024		01:23	0-0	.000	0-0	.000	1-2	.500	0	0	0	0.0	1	0	0	0	1	0.2		
Iowa	01/03/2025		02:11	0-0	.000	0-0	.000	0-0	.000	0	0	0	0.0	0	0	0	0	0	0.1		
Minnesota	01/10/2025		01:37	0-0	.000	0-0	.000	0-0	.000	0	0	0	0.0	0	0	0	0	0	0.1		
at Southern California	01/18/2025		00:39	0-0	.000	0-0	.000	0-0	.000	0	0	0	0.0	0	0	1	0	0	0.1		
Nebraska	01/26/2025		01:15	0-1	.000	0-1	.000	0-0	.000	0	0	0	0.0	0	0	0	0	0	0.1		
Totals		0	10:34	0-2	.000	0-1	.000	1-2	.500	0	0	0	0.0	1	0	1	0	1	0.1		

CAREER STATISTICS

FT Attempts	4 vs Chicago St. 11/30/24
-------------	---------------------------

HODGES, Chris

SEASON	TEAM	GP-GS	MIN/AVG	Field Goals		3-Point		F-Throws		Rebounds				Scoring						
				FG-FGA	FG%	3FG-3FGA	3FG%	FT-FTA	FT%	OFF	DEF	TOT	AVG	PF-FO	A	TO	BLK	STL	PTS	AVG
2022-23	Wisc	14-0	30/2.2	1-3	.333	0-0	.000	0-0	.000	2	1	3	0.2	3-0	0	0	1	0	2	0.1
2023-24	Wisc	11-0	21/1.9	0-4	.000	0-0	.000	1-4	.250	4	2	6	0.5	0-0	2	0	3	0	1	0.1
2024-25	Wisc	10-0	11/1.1	0-2	.000	0-1	.000	1-2	.500	0	0	0	0.0	1-0	0	1	0	0	0	

22 | STEVEN CROWL

Senior | Forward | 7-0 | 248
Eagan, Minn. | Eastview



X/Twitter: @steven_crowl | Instagram: @stevencrowl

GET TO KNOW STEVEN

Steven Crowl enters the 2024-25 season as the most tenured Badger, playing in 116 career games with the team. Crowl elevates his game from year-to-year, and now serves as one of the most important contributors to the team. Last season, he put up new career highs in field goal percentage (55.6%) and rebounds per game (7.6). He became the 49th Badger to reach 1000 career points after scoring 22 against Iowa on 2/17/24. His passing is one of the key elements of his game, with the most career assists of any 7-0 foot Big Ten player since 1990. Crowl proved to be one of the most effective players during the Badger's 2024 Big Ten Tournament run, averaging 14.5 points per game on 64.1% FG shooting. With a team full of new faces, Crowl's veteran leadership will prove to be valuable.

INDIVIDUAL BENCHMARKS

	SEASON	CAREER
GP/GS:	22/22	138/126
10+ POINTS:	9	63
20+ POINTS:	0	8
10+ REBOUNDS:	2	18
DOUBLE-DOUBLES:	1	12
LED UW IN PTS:	2	17
LED UW IN REB:	10	54

TOP PERFORMANCES

- **vs Northwestern (3/15/24):** Scored 19 points (8-12 FG, 3-5 3FG), plus 7 boards in Big Ten Tournament.
- **vs Maryland (3/14/24):** Had 17 points, shooting an efficient 7-for-8 FG (3-3 3FG) in Big Ten Tournament.
- **vs Ohio St (2/13/24):** Recorded a double-double with a team-high 16 points, plus 10 rebounds in win.
- **vs #3 Marquette (12/2/23):** Finished with 16 points and 8 rebounds, shooting 5-6 FG and 6-8 FT.
- **vs #24 Virginia (11/20/23):** Tallied a double-double with a team-high 15 pts, 10 reb, plus 2 ast and 1 blk.
- **vs Bradley (3/14/23):** Exploded for a career high 36 points in an NIT win vs. Bradley at the Kohl Center.

SEASON HIGHS

POINTS: 18 (3x) MR vs. Minnesota (1/10/25)
FIELD GOALS: 8 at Rutgers (1/6/25)
FG ATTEMPTS: 12 vs. App State (11/10/24)
3-POINT FGS: 2 (3x) MR vs. Minnesota (1/10/25)
3-POINT FGAS: 4 at Illinois (12/10/24)
FREE THROWS: 6 vs. Iowa (1/3/25)
FT ATTEMPTS: 6 vs. Iowa (1/3/25)
REBOUNDS: 11 at #5 Marquette (12/7/24)
ASSISTS: 6 vs. #9 Arizona (11/15/24)
BLOCKS: 3 vs. Chicago State (11/30/24)
STEALS: 2 vs. App State (11/10/24)
MINUTES: 32 at Maryland (1/29/25)

CAREER HIGHS

POINTS: 36 vs. Bradley (3/14/23)
FIELD GOALS: 12 vs. Bradley (3/14/23)
FG ATTEMPTS: 18 at Illinois (1/7/23)
3-POINT FGS: 5 vs. Bradley (3/14/23)
3-POINT FGAS: 7 (2x) MR vs. Bradley (3/14/23)
FREE THROWS: 11 at Iowa (2/17/24)
FT ATTEMPTS: 13 at Iowa (2/17/24)
REBOUNDS: 13 (3x) MR at Rutgers (2/10/24)
ASSISTS: 8 vs. Indiana (1/19/24)
BLOCKS: 3 (2x) MR vs. Chicago St (11/30/24)
STEALS: 2 (3x) MR vs. App State (11/10/24)
MINUTES: 40 at Nebraska (2/11/23)

GAME-BY-GAME STATISTICS

#22 CROWL, Steven

Opponent	Date	GS	MIN	Total		3-Pointers		Free throws		Rebounds			PF	A	TO	BLK	STL	PTS	AVG		
				FG-FGA	PCT	3FG-3FGA	PCT	FT-FTA	PCT	OFF	DEF	TOT									
Holy Cross	11/04/2024	*	25:39	3-7	.429	1-2	.500	0-0	.000	2	6	8	0	1	2	3	0	1	7	7.0	
Montana St.	11/07/2024	*	24:28	1-4	.250	0-0	.000	4-4	1.000	1	3	4	6.0	3	4	4	0	0	6	6.5	
App State	11/10/2024	*	28:17	7-12	.583	1-3	.333	2-2	1.000	0	1	1	4.3	1	4	1	0	2	17	10.0	
Arizona	11/15/2024	*	31:11	3-4	.750	0-1	.000	2-4	.500	1	3	4	4.3	5	6	1	1	0	8	9.5	
UTRGV	11/18/2024	*	20:26	3-7	.429	0-0	.000	3-4	.750	1	4	5	4.4	0	1	1	0	0	9	9.4	
vs UCF	11/22/2024	*	14:24	3-6	.500	0-2	.000	0-0	.000	1	3	4	4.3	5	3	2	0	0	6	8.8	
vs Pittsburgh	11/24/2024	*	27:57	3-9	.333	0-0	.000	0-2	.000	3	6	9	5.0	1	3	0	0	0	6	8.4	
Chicago St.	11/30/2024	*	27:48	4-7	.571	0-0	.000	1-2	.500	3	4	7	5.3	0	5	1	3	0	9	8.5	
Michigan	12/03/2024	*	21:43	1-5	.200	0-2	.000	0-0	.000	1	3	4	5.1	5	0	0	1	0	2	7.8	
at Marquette	12/07/2024	*	28:13	1-4	.250	0-1	.000	0-0	.000	4	7	11	5.7	1	3	2	0	0	2	7.2	
at Illinois	12/10/2024	*	18:43	3-9	.333	1-4	.250	2-2	1.000	0	0	0	5.2	3	1	0	0	1	9	7.4	
vs Butler	12/14/2024	*	17:12	7-10	.700	2-3	.667	2-2	1.000	0	6	6	5.3	2	1	0	0	0	18	8.3	
Detroit Mercy	12/22/2024	*	21:05	7-10	.700	0-3	.000	1-1	1.000	1	3	4	5.2	0	0	1	1	0	15	8.8	
Iowa	01/03/2025	*	20:17	4-4	1.000	0-0	.000	6-6	1.000	1	6	7	5.3	1	3	3	0	0	14	9.1	
at Rutgers	01/06/2025	*	24:41	8-11	.727	2-3	.667	0-0	.000	3	7	10	5.6	3	3	3	0	1	18	9.7	
Minnesota	01/10/2025	*	26:10	6-7	.857	2-2	1.000	4-4	1.000	1	4	5	5.6	0	3	2	1	0	18	10.3	
Ohio St.	01/14/2025	*	28:03	5-10	.500	0-3	.000	4-4	1.000	0	7	7	5.6	3	1	0	1	0	14	10.5	
at Southern California	01/18/2025	*	17:40	3-4	.750	1-1	1.000	2-2	1.000	0	3	3	5.5	4	1	1	1	0	9	10.4	
at UCLA	01/21/2025	*	29:19	4-6	.667	1-2	.500	2-2	1.000	2	3	5	5.5	3	3	2	1	1	11	10.4	
Nebraska	01/26/2025	*	20:11	0-0	.000	0-0	.000	1-2	.500	1	6	7	5.6	3	3	1	1	0	1	10.0	
at Maryland	01/29/2025	*	31:50	4-9	.444	0-2	.000	2-3	.667	4	5	9	5.7	2	3	2	1	0	10	10.0	
at Northwestern	02/01/2025	*	27:45	1-4	.250	1-3	.333	0-0	.000	0	7	7	5.8	3	1	1	1	0	3	9.6	
Totals			22	533:03	81-149	.544	12-37	.324	38-46	.826	30	97	127	5.8	49	54	31	13	6	212	9.6

CAREER STATISTICS

CROWL, Steven

SEASON TEAM	GP-GS	MIN/AVG	Field Goals		3-Point		F-Throws		Rebounds			Scoring			Other				
			FG-FGA	FG%	3FG-3FGA	3FG%	FT-FTA	FT%	OFF	DEF	TOT	PP-FO	A	TO	BLK	STL	PTS	AVG	
2020-21 Wisc	12-0	36/3.0	4-8	.500	0-1	.000	0-0	.000	4	5	9	0.8	9-0	2	3	1	0	8	0.7
2021-22 Wisc	33-33	834/25.3	114-230	.496	26-82	.317	36-45	.800	48	96	144	4.4	84-1	48	31	9	9	290	8.8
2022-23 Wisc	35-35	1071/30.6	173-339	.510	27-88	.307	52-82	.634	53	190	243	6.9	74-0	86	56	17	12	425	12.1
2023-24 Wisc	36-36	1044/29.0	155-279	.556	26-58	.448	66-89	.742	85	176	261	7.3	92-2	76	60	17	11	402	11.2
2024-25 Wisc	22-22	533/24.2	81-149	.544	12-37	.324	38-46	.826	30	97	127	5.8	49-3	54	31	13	6	212	9.6
TOTAL	138-126	3518/25.5	527-1005	.524	91-266	.342	192-262	.733	220	564	784	5.7	308-6	266	181	57	38	1337	9.7

25 | JOHN BLACKWELL

Sophomore | Guard | 6-4 | 203
Bloomfield Hills, Mich. | Brother Rice



X/Twitter: @_Johnblackwell1 | Instagram: @thejohnblackwell

GET TO KNOW JOHN

John Blackwell enjoyed a successful first year at Wisconsin, will step into a larger role during his sophomore season in 2024-25. Blackwell became the ninth player in program history to make the Big Ten All-Freshman Team. Along the way, he took home four Big Ten Freshman of the Week title, the first Badger to do so since Nigel Hayes. Blackwell averaged 8.0 points per game on very efficient shooting, his .455 3PT% was the best of any freshman in program history with at least 60 attempts. Despite playing just 18.5 minutes per game, Blackwell led the team in scoring four times. John's father, Glynn Blackwell, played four seasons at Illinois (1984-88) at shooting guard, appearing in 106 games (57 starts) for the Illini where he averaged 12.1 points per game as a senior.

INDIVIDUAL BENCHMARKS

	SEASON	CAREER
GP/GS:	22/22	56/23
10+ POINTS:	18	32
20+ POINTS:	5	5
30+ POINTS:	2	2
3+ 3FG MADE:	3	5
LED UW IN PTS:	5	9
LED UW IN 3FG:	3	9

TOP PERFORMANCES

- **vs Iowa (1/3/25):** Scored a career-high 32 pts, shooting 6-for-10 from the 3, plus 8 reb, 5 ast.
- **vs UTRGV (11/18/24):** Scored a then career-high 30 pts, shooting 11-for-18 from the floor, plus 7 reb, 3 ast.
- **vs Maryland (3/14/24):** Matched a then-career-high 18 pts (4-6 3FG) in the Big Ten Tournament.
- **at #3 Purdue (3/10/24):** Matched a career high with 18 points (7-10 FG, 2-3 3FG), plus 4 rebounds.
- **vs. Rutgers (3/7/24):** Posted 17 points, one shy of his career high, finishing 9-for-10 at the free throw line, plus 8 rebounds and 2 steals.
- **at #1 Arizona (12/9/23):** Scored a team-high 17 points (4-5 3FG), while grabbing a team-high 7 rebounds.
- **vs #24 Virginia (11/20/23):** 10 points in 18 minutes off the bench, including team-high 2 triples (2-3 3FG).
- **vs Robert Morris (11/17/23):** Then career high 18 points (4-5 FG, 2-3 3FG, 8-10 FT) in 18 minutes off bench.

SEASON HIGHS

POINTS: 32 vs. Iowa (1/3/25)
FIELD GOALS: 11 (2x) MR vs. Iowa (1/3/25)
FG ATTEMPTS: 18 (2x) MR vs. Iowa (1/3/25)
3-POINT FGS: 6 vs. Iowa (1/3/25)
3-POINT FGAS: 10 vs. Iowa (1/3/25)
FREE THROWS: 10 at UCLA (1/21/25)
FT ATTEMPTS: 12 at UCLA (1/21/25)
REBOUNDS: 9 vs. Michigan (12/3/24)
ASSISTS: 5 (3x) MR vs. Iowa (1/3/25)
BLOCKS: 1 (2x) MR vs. Chicago St (11/30/24)
STEALS: 2 (5x) MR vs. USC (1/18/25)
MINUTES: 38 vs. UTRGV (11/18/24)

CAREER HIGHS

POINTS: 32 vs. Iowa (1/3/25)
FIELD GOALS: 11 (2x) MR vs. Iowa (1/3/25)
FG ATTEMPTS: 18 (2x) MR vs. Iowa (1/3/25)
3-POINT FGS: 6 vs. Iowa (1/3/25)
3-POINT FGAS: 10 vs. Iowa (1/3/25)
FREE THROWS: 10 at UCLA (1/21/25)
FT ATTEMPTS: 12 at UCLA (1/21/25)
REBOUNDS: 9 (3x) MR vs. Michigan (12/3/24)
ASSISTS: 5 (3x) MR vs. Iowa (1/3/25)
BLOCKS: 1 (4x) MR vs. Chicago St (11/30/24)
STEALS: 2 (8x) MR vs. USC (1/18/25)
MINUTES: 38 vs. UTRGV (11/18/24)

GAME-BY-GAME STATISTICS

#25 BLACKWELL, John

Opponent	Date	GS	MIN	Total		3-Pointers		Free throws		Rebounds			PF	A	TO	BLK	STL	PTS	AVG		
				FG-FGA	PCT	3FG-3FGA	PCT	FT-FTA	PCT	OFF	DEF	TOT								AVG	
Holy Cross	11/04/2024	*	30:04	5-10	.500	2-4	.500	4-4	1.000	0	4	4	2	1	1	0	1	16	16.0		
Montana St.	11/07/2024	*	34:00	4-13	.308	3-6	.500	2-2	1.000	0	6	6	5	3	3	0	2	13	14.5		
App State	11/10/2024	*	23:33	4-10	.400	0-2	.000	0-1	.000	1	3	4	4	3	1	1	0	8	12.3		
Arizona	11/15/2024	*	25:41	3-8	.375	1-3	.333	7-8	.875	0	2	2	4	3	3	2	1	14	12.8		
UTRGV	11/18/2024	*	38:13	11-18	.611	2-5	.400	6-8	.750	2	5	7	4	3	3	1	0	30	16.2		
vs UCF	11/22/2024	*	25:46	6-10	.600	2-4	.500	3-5	.600	0	5	5	4	3	3	2	0	17	16.3		
vs Pittsburgh	11/24/2024	*	37:02	5-11	.455	0-2	.000	4-4	1.000	0	3	3	4	3	0	3	0	14	16.0		
Chicago St.	11/30/2024	*	26:45	2-8	.250	1-5	.200	2-2	1.000	1	3	4	4	2	0	1	1	7	14.9		
Michigan	12/03/2024	*	36:18	6-12	.500	0-1	.000	4-5	.800	4	5	9	4	2	2	5	0	16	15.0		
at Marquette	12/07/2024	*	34:57	7-11	.636	1-4	.250	2-3	.667	1	2	3	4	3	3	4	0	17	15.2		
at Illinois	12/10/2024	*	22:16	4-6	.667	0-1	.000	2-4	.500	2	3	5	4	5	0	2	0	10	14.7		
vs Butler	12/14/2024	*	29:31	4-9	.444	0-3	.000	2-2	1.000	1	0	1	4	4	5	0	0	10	14.3		
Detroit Mercy	12/22/2024	*	25:32	4-9	.444	1-5	.200	3-3	1.000	3	3	6	4	2	5	0	2	12	14.2		
Iowa	01/03/2025	*	32:22	11-18	.611	6-10	.600	4-4	1.000	0	8	8	4	2	5	2	0	32	15.4		
at Rutgers	01/06/2025	*	33:02	8-15	.533	1-4	.250	4-4	1.000	0	4	4	4	3	3	5	0	1	21	15.8	
Minnesota	01/10/2025	*	29:53	3-10	.300	1-5	.200	2-2	1.000	1	3	4	4	1	2	1	0	2	9	15.4	
Ohio St.	01/14/2025	*	30:55	5-12	.417	1-4	.250	4-6	.667	2	4	6	4	4	2	3	0	1	15	15.4	
at Southern California	01/18/2025	*	33:49	10-16	.625	2-7	.286	6-7	.857	0	5	5	4	1	1	3	0	2	28	16.1	
at UCLA	01/21/2025	*	33:51	5-14	.357	3-7	.429	10-12	.833	1	3	4	4	5	4	4	0	1	23	16.4	
Nebraska	01/26/2025	*	29:13	5-11	.455	4-7	.571	0-0	.000	1	3	4	4	0	1	3	0	1	14	16.3	
at Maryland	01/29/2025	*	26:56	3-6	.500	1-2	.500	3-5	.600	0	3	3	4	4	1	2	0	10	16.0		
at Northwestern	02/01/2025	*	25:40	2-8	.250	1-3	.333	0-0	.000	0	2	2	4	3	1	1	0	1	5	15.5	
Totals			22	665:18	117-245	.478	33-94	.351	74-91	.813	20	79	99	4.5	61	49	49	2	19	341	15.5

CAREER STATISTICS

BLACKWELL, John

		Field Goals		3-Point		F-Throws		Rebounds							Scoring					
SEASON	TEAM	GP-GS	MIN/AVG	FG-FGA	FG%	3FG-3FGA	3FG%	FT-FTA	FT%	OFF	DEF	TOT	AVG	PF-FO	A	TO	BLK	STL	PTS	AVG
2023-24	Wisc	34-1	628/18.5	82-184	.446	30-66	.455	78-95	.821	23	85	108	3.2	63-3	21	27	2	15	272	8.0
2024-25	Wisc	22-22	665/30.2	117-245	.478	33-94	.351	74-91	.813	20	79	99	4.5	61-2	49	49	2	19	341	15.5
TOTAL		56-23	1294/23.1	199-429	.464	63-160	.394	152-186	.817	43	164	207	3.7	124-5	70	76	4	34	613	10.9

31 | NOLAN WINTER

Sophomore | Forward | 7-0 | 235
Lakeville, Minn. | Lakeville North



X/Twitter: @NolanWinter5 | Instagram: @nolan_winter31

GET TO KNOW NOLAN

Nolan Winter made an immediate impact as a freshman last season. He played in all 36 games, averaging 9.4 minutes per game. Additionally, he appeared in all five postseason games for the Badgers. Winter played basketball at Lakeville North, the same high school program that current senior forward Tyler Wahl and former forward Nate Reuvers attended. . Nolan's father, Trevor, played Big Ten basketball as a 7-foot center on Minnesota's 1997 Final Four team, and Nolan's mother, Heidi, played volleyball for the Gophers.

INDIVIDUAL BENCHMARKS

	SEASON	CAREER
GP/GS:	22/22	58/22
10+ POINTS:	11	11
20+ POINTS:	1	1
5+ REBOUNDS:	14	16
10+ REBOUNDS:	2	2
DOUBLE-DOUBLES:	2	2
LED UW IN PTS:	3	3
LED UW IN REB:	10	12

TOP PERFORMANCES

- **vs. Butler (12/14/24):** Led UW with a career-high 20 points, as well as 8 rebounds in a win against Butler in the Indy Classic.
- **vs. UCF (11/22/24):** Recorded his first-career double-double, finishing with 13 pts, 10 reb in win.
- **vs. Holy Cross (11/4/24):** Made his first career start, finishing with 15 points (6-6 FG, 2-2 3FG, 1-1 FT), plus 4 rebounds and 2 assists in the win.
- **vs Maryland (3/14/24):** Played 15 minutes off the bench, tallying 6 points, a team-high 5 rebounds and 2 assists in the Big Ten Tournament second round.
- **at Ohio State (1/10/24):** Scored a then-career-high 7 points (3-5 FG), plus 2 rebounds in the road win.
- **vs Arkansas State (11/6/23):** Made his debut as a Badger, scoring 6 points and grabbing a team-high 7 rebounds in 14 minutes off the bench.

SEASON HIGHS

POINTS: 20 vs. Butler (12/14/24)
FIELD GOALS: 8 (2x) MR vs. Iowa (1/3/25)
FG ATTEMPTS: 15 vs. Butler (12/14/24)
3-POINT FGS: 2 (5x) MR at Northwestern (2/1/25)
3-POINT FGAS: 7 at Illinois (12/10/24)
FREE THROWS: 4 (3x) MR at Northwestern (2/1/25)
FT ATTEMPTS: 6 at Northwestern (2/1/25)
REBOUNDS: 11 vs. Detroit Mercy (12/22/24)
ASSISTS: 3 (2x) MR at Maryland (1/29/25)
BLOCKS: 2 vs. Nebraska (1/26/25)
STEALS: 2 (3x) MR at Illinois (12/10/24)
MINUTES: 29 (3x) MR vs. Butler (12/14/24)

CAREER HIGHS

POINTS: 20 vs. Butler (12/14/24)
FIELD GOALS: 8 (2x) MR vs. Iowa (1/3/25)
FG ATTEMPTS: 15 vs. Butler (12/14/24)
3-POINT FGS: 2 (6x) MR at Northwestern (2/1/25)
3-POINT FGAS: 7 at Illinois (12/10/24)
FREE THROWS: 4 (3x) MR at Northwestern (2/1/25)
FT ATTEMPTS: 6 at Northwestern (2/1/25)
REBOUNDS: 11 vs. Detroit Mercy (12/22/24)
ASSISTS: 3 (2x) MR at Maryland (1/29/25)
BLOCKS: 2 vs. Nebraska (1/26/25)
STEALS: 2 (3x) MR at Illinois (12/10/24)
MINUTES: 29 (3x) MR vs. Butler (12/14/24)

GAME-BY-GAME STATISTICS

#31 WINTER, Nolan

Opponent	Date	GS	MIN	Total		3-Pointers		Free throws		Rebounds				PF	A	TO	BLK	STL	PTS	AVG	
				FG-FGA	PCT	3FG-3FGA	PCT	FT-FTA	PCT	OFF	DEF	TOT	AVG								
Holy Cross	11/04/2024	*	20:11	6-6	1.000	2-2	1.000	1-1	1.000	1	3	4	4.0	2	2	0	1	0	15	15.0	
Montana St.	11/07/2024	*	20:51	3-6	.500	0-1	.000	0-0	.000	1	7	8	6.0	1	1	0	1	1	6	10.5	
App State	11/10/2024	*	22:52	3-5	.600	1-2	.500	3-5	.600	6	2	8	6.7	3	0	1	0	2	10	10.3	
Arizona	11/15/2024	*	12:06	1-3	.333	0-1	.000	2-2	1.000	0	3	3	5.8	3	1	0	1	1	4	8.8	
UTRGV	11/18/2024	*	11:57	2-3	.667	0-0	.000	2-2	1.000	1	2	3	5.2	0	1	0	0	0	6	8.2	
vs UCF	11/22/2024	*	28:21	5-8	.625	1-2	.500	2-3	.667	5	5	10	6.0	0	1	2	0	0	13	9.0	
vs Pittsburgh	11/24/2024	*	20:00	5-7	.714	1-3	.333	0-0	.000	0	3	3	5.6	2	0	0	0	0	11	9.3	
Chicago St.	11/30/2024	*	20:25	4-4	1.000	1-1	1.000	3-3	1.000	0	6	6	5.6	0	1	0	0	0	12	9.6	
Michigan	12/03/2024	*	29:01	4-10	.400	0-3	.000	0-1	.000	2	3	5	5.6	3	2	1	0	2	8	9.4	
at Marquette	12/07/2024	*	20:44	3-4	.750	0-1	.000	1-1	1.000	1	1	2	5.2	1	2	0	1	0	7	9.2	
at Illinois	12/10/2024	*	28:44	5-11	.455	2-7	.286	3-3	1.000	3	4	7	5.4	0	1	1	0	2	15	9.7	
vs Butler	12/14/2024	*	28:47	8-15	.533	1-4	.250	3-4	.750	3	5	8	5.6	2	1	0	1	0	20	10.6	
Detroit Mercy	12/22/2024	*	21:28	6-9	.667	2-5	.400	4-4	1.000	5	6	11	6.0	0	0	2	1	0	18	11.2	
Iowa	01/03/2025	*	24:57	8-11	.727	1-2	.500	1-2	.500	2	6	8	6.1	2	0	1	0	0	18	11.6	
at Rutgers	01/06/2025	*	22:58	2-3	.667	1-2	.500	0-0	.000	0	6	6	6.1	1	1	3	0	0	5	11.2	
Minnesota	01/10/2025	*	20:54	2-4	.500	1-2	.500	3-4	.750	4	2	6	6.1	3	1	1	0	0	8	11.0	
Ohio St.	01/14/2025	*	18:07	0-3	.000	0-2	.000	4-4	1.000	1	5	6	6.1	2	1	1	0	0	4	10.6	
at Southern California	01/18/2025	*	27:30	6-7	.857	1-2	.500	0-0	.000	2	3	5	6.1	3	3	0	0	1	13	10.7	
at UCLA	01/21/2025	*	18:36	2-4	.500	1-2	.500	0-0	.000	0	1	1	5.8	1	0	1	0	0	5	10.4	
Nebraska	01/26/2025	*	17:06	2-3	.667	2-2	1.000	0-0	.000	0	7	7	5.9	0	2	0	2	1	6	10.2	
at Maryland	01/29/2025	*	20:29	3-8	.375	1-3	.333	2-3	.667	0	2	2	5.7	4	3	0	1	0	9	10.1	
at Northwestern	02/01/2025	*	20:19	2-5	.400	2-4	.500	4-6	.667	1	4	5	5.6	2	1	2	0	0	10	10.1	
Totals			22	476:21	82-139	.590	21-53	.396	38-48	.792	38	86	124	5.6	35	25	16	9	10	223	10.1

CAREER STATISTICS

WINTER, Nolan

SEASON	TEAM	GP-GS	MIN/AVG	Field Goals		3-Point		F-Throws		Rebounds				Scoring						
				FG-FGA	FG%	3FG-3FGA	3FG%	FT-FTA	FT%	OFF	DEF	TOT	AVG	PF-FO	A	TO	BLK	STL	PTS	AVG
2023-24	Wisc	36-0	339/9.4	30-71	.423	12-39	.308	16-23	.696	16	48	64	1.8	33-1	12	11	1	7	88	2.4
2024-25	Wisc	22-22	476/21.7	82-139	.590	21-53	.396	38-48	.792	38	86	124	5.6	35-0	25	16	9	10	223	10.1
TOTAL		58-22	815/14.1	112-210	.533	33-92	.359	54-71	.761	54	134	188	3.2	68-1	37	27	10	17	311	5.4

33 | JACK JANICKI

R-Freshman | Guard | 6-5 | 198
White Bear Lake, Minn. | White Bear Lake HS



X: @jackjackjanicki | Instagram: @jackjackjanicki

GET TO KNOW JACK

Jack Janicki joined Wisconsin as a preferred walk-on ahead of the 2023-24 season. After redshirting last season, Janicki will make his debut for the Badgers in 2024-25. The 6-foot-5 guard was a prolific scorer for White Bear Lake, breaking the school's scoring record and becoming the first player in program history to score 2,000 career points. As a senior, he averaged 22 points, six rebounds and four assists per game while leading the Bears to a 23-8 record and a fifth-place finish in the program's first state tournament appearance since 2000. Janicki's parents are Kevin Janicki and Stacy Fields. His mother, Stacy, was an All-American basketball player at Notre Dame. Jack has two older sisters, Ella Janicki and Sophie Janicki. His sister, Ella, is also a student at the University of Wisconsin, and his aunt, Laurel Fields, attended UW-Madison in the '90s.

INDIVIDUAL BENCHMARKS

	SEASON	CAREER
GP/GS	22/0	22/0
5+ POINTS:	3	3
10+ POINTS:	0	0
3+ 3-PTERS MADE:	0	0
3+ ASSISTS:	1	1
2+ STEALS:	1	1
LED TEAM IN PTS:	0	0
LED TEAM IN 3FG:	0	0
10+ MINUTES PLAYED:	10	10

TOP PERFORMANCES

- **vs. #9 Arizona (11/15/24):** Played a career high 19 minutes off the bench vs. #9 Arizona, scoring a career high 9 points (2-6 FG, 2-4 3FG), plus 2 assists, 2 rebounds and 1 steal in the win.
- **vs. Holy Cross (11/4/24):** Made his Badger debut, tallying 2 assists and 1 rebound while playing 11 minutes in the win.

SEASON HIGHS

POINTS: 9 vs. #9 Arizona (11/15/24)
FIELD GOALS: 3 (2x) MR 2 vs. Nebraska (1/26/25)
FG ATTEMPTS: 6 vs. #9 Arizona (11/15/24)
3-POINT FGS: 2 vs. #9 Arizona (11/15/24)
3-POINT FGAS: 4 vs. #9 Arizona (11/15/24)
FREE THROWS: 1 vs. #9 Arizona (11/15/24)
FT ATTEMPTS: 2 vs. #9 Arizona (11/15/24)
REBOUNDS: 5 vs. Chicago State (11/30/24)
ASSISTS: 3 at Illinois (12/10/24)
BLOCKS: 3 vs. Detroit Mercy (12/22/24)
STEALS: 2 vs. Minnesota (1/10/25)
MINUTES: 19 vs. #9 Arizona (11/15/24)

CAREER HIGHS

POINTS: 9 vs. #9 Arizona (11/15/24)
FIELD GOALS: 3 (2x) MR 2 vs. Nebraska (1/26/25)
FG ATTEMPTS: 6 vs. #9 Arizona (11/15/24)
3-POINT FGS: 2 vs. #9 Arizona (11/15/24)
3-POINT FGAS: 4 vs. #9 Arizona (11/15/24)
FREE THROWS: 1 vs. #9 Arizona (11/15/24)
FT ATTEMPTS: 2 vs. #9 Arizona (11/15/24)
REBOUNDS: 5 vs. Chicago State (11/30/24)
ASSISTS: 3 at Illinois (12/10/24)
BLOCKS: 3 vs. Detroit Mercy (12/22/24)
STEALS: 2 vs. Minnesota (1/10/25)
MINUTES: 19 vs. #9 Arizona (11/15/24)

GAME-BY-GAME STATISTICS

#33 JANICKI, Jack

Opponent	Date	GS	MIN	Total		3-Pointers		Free throws		Rebounds			PF	A	TO	BLK	STL	PTS	AVG
				FG-FGA	PCT	3FG-3FGA	PCT	FT-FTA	PCT	OFF	DEF	TOT							
Holy Cross	11/04/2024		10:56	0-1	.000	0-1	.000	0-0	.000	0	1	1	1.0	1	2	0	0	0	0.0
Montana St.	11/07/2024		02:06	0-0	.000	0-0	.000	0-0	.000	0	0	0	0.5	1	0	0	0	0	0.0
App State	11/10/2024		08:55	0-1	.000	0-1	.000	0-0	.000	0	3	3	1.3	1	1	0	0	0	0.0
Arizona	11/15/2024		19:07	3-6	.500	2-4	.500	1-2	.500	0	2	2	1.5	3	2	0	0	1	9.23
UTRGV	11/18/2024		10:28	1-1	1.000	1-1	1.000	0-0	.000	0	0	0	1.2	1	0	0	0	1	3.24
vs UCF	11/22/2024		14:34	1-3	.333	1-2	.500	0-0	.000	1	0	1	1.2	3	1	0	1	1	3.25
vs Pittsburgh	11/24/2024		07:45	0-1	.000	0-1	.000	0-0	.000	0	1	1	1.1	0	1	1	0	1	0.21
Chicago St.	11/30/2024		18:11	1-3	.333	1-3	.333	0-0	.000	1	4	5	1.6	2	1	1	0	0	3.23
Michigan	12/03/2024		04:38	0-1	.000	0-1	.000	0-0	.000	0	0	0	1.4	0	1	0	0	0	2.0
at Marquette	12/07/2024		08:01	0-2	.000	0-2	.000	0-0	.000	0	1	1	1.4	1	0	0	0	0	1.8
at Illinois	12/10/2024		17:17	1-1	1.000	1-1	1.000	0-0	.000	0	2	2	1.5	1	3	0	1	0	3.19
vs Butler	12/14/2024		06:13	0-0	.000	0-0	.000	0-0	.000	0	1	1	1.4	2	1	0	0	0	1.8
Detroit Mercy	12/22/2024		13:19	2-4	.500	1-3	.333	0-0	.000	0	3	3	1.5	0	0	1	3	0	5.20
Iowa	01/03/2025		11:38	0-1	.000	0-1	.000	0-0	.000	0	0	0	1.4	1	2	0	0	0	1.9
at Rutgers	01/06/2025		06:21	0-1	.000	0-1	.000	0-0	.000	0	0	0	1.3	2	0	0	0	0	1.7
Minnesota	01/10/2025		15:44	2-4	.500	0-0	.000	0-0	.000	1	1	2	1.4	2	1	0	0	2	4.19
Ohio St.	01/14/2025		07:47	0-2	.000	0-2	.000	0-0	.000	0	1	1	1.4	0	0	0	0	0	1.8
at Southern California	01/18/2025		06:50	0-1	.000	0-1	.000	0-0	.000	0	1	1	1.3	1	0	0	0	0	1.7
at UCLA	01/21/2025		03:14	0-0	.000	0-0	.000	0-0	.000	0	0	0	1.3	1	0	0	0	0	1.6
Nebraska	01/26/2025		10:42	3-3	1.000	1-1	1.000	0-0	.000	0	0	0	1.2	0	0	0	0	1	7.19
at Maryland	01/29/2025		09:05	0-0	.000	0-0	.000	0-0	.000	0	0	0	1.1	0	0	0	0	1	0.18
at Northwestern	02/01/2025		07:54	0-2	.000	0-2	.000	0-0	.000	1	0	1	1.1	1	1	0	0	0	1.7
Totals		0	220:45	14-38	.368	8-28	.286	1-2	.500	4	21	25	1.1	24	17	3	5	8	37.1.7

CAREER STATISTICS

JANICKI, Jack

			Field Goals		3-Point		F-Throws		Rebounds							Scoring				
SEASON	TEAM	GP-GS	MIN/AVG	FG-FGA	FG%	3FG-3FGA	3FG%	FT-FTA	FT%	OFF	DEF	TOT	AVG	PF-FO	A	TO	BLK	STL	PTS	AVG
2024-25	Wisc	22-0	221/10.0	14-38	.368	8-28	.286	1-2	.500	4	21	25	1.1	24-0	17	3	5	8	37	1.7
TOTAL		22-0	221/10.0	14-38	.368	8-28	.286	1-2	.500	4	21	25	1.1	24-0	17	3	5	8	37	1.7

35 | MARKUS ILVER

Senior | Forward | 6-9 | 232
Tallinn, Estonia | Western Reserve Academy (Ohio)



X/Twitter: @MarkusIlver | Instagram: @markus_ilver

GET TO KNOW MARKUS

Markus Ilver broke new ground in 2023-24, playing in a career high 27 games. The 6-foot-8, combo forward's biggest contribution came on the road against Purdue, playing 10 minutes, with five points, and a career high two blocks. He also averaged 13 minutes per game in the three Big Ten Tournament games he appeared in. For his career, Ilver earned Academic All-Big Ten honors in both 2023 and 2024. During the summer of 2022, Ilver represented Estonia at the FIBA U20 European Championship in Tbilisi, helping lead his country to a third-place finish.

INDIVIDUAL BENCHMARKS

	SEASON	CAREER
GP/GS:	12/0	65/0
5+ POINTS:	2	7
10+ POINTS:	0	0
2+ 3FGS:	2	3
10+ MIN PLAYED:	2	16

TOP PERFORMANCES

- **at Penn State (1/16/24):** Played 5 minutes, tallying 3 points (1-1 3FG), 5 rebounds, 1 block and 1 assist.
- **at Illinois (1/7/23):** Played a career high 19 minutes, finishing with 2 points and 3 rebounds.
- **vs Dayton (11/23/22):** Scored 6 points (2-4 3FG) while playing 10 minutes off the bench vs. Dayton.

SEASON HIGHS

POINTS: 8 vs. Detroit Mercy (12/22/24)
FIELD GOALS: 2 (2x) MR vs. Minnesota (1/10/25)
FG ATTEMPTS: 4 (2x) MR vs. Detroit Mercy (12/22/24)
3-POINT FGS: 2 (2x) MR vs. Minnesota (1/10/25)
3-POINT FGAS: 4 vs. Detroit Mercy (12/22/24)
FREE THROWS: 2 vs. Detroit Mercy (12/22/24)
FT ATTEMPTS: 2 vs. Detroit Mercy (12/22/24)
REBOUNDS: 3 vs. App State (11/10/24)
ASSISTS: 1 vs. Holy Cross (11/4/24)
BLOCKS: 1 (2x) MR vs. App State (11/10/24)
STEALS: 1 (2x) MR vs. App State (11/10/24)
MINUTES: 10 (2x) MR vs. Minnesota (1/10/25)

CAREER HIGHS

POINTS: 8 vs. Detroit Mercy (12/22/24)
FIELD GOALS: 2 (4x) MR vs. Detroit Mercy (12/22/24)
FG ATTEMPTS: 6 (2x) MR at Purdue (3/10/24)
3-POINT FGS: 2 (3x) MR vs. Minnesota (1/10/25)
3-POINT FGAS: 4 (2x) MR vs. Detroit Mercy (12/22/24)
FREE THROWS: 3 vs. Green Bay (11/12/21)
FT ATTEMPTS: 4 vs. Green Bay (11/12/21)
REBOUNDS: 5 (3x) MR at Penn State (1/16/24)
ASSISTS: 1 (8x) MR vs. Holy Cross (11/4/24)
BLOCKS: 1 (3x) MR vs. Holy Cross (11/4/24)
STEALS: 2 (2x) MR at Purdue (3/10/24)
MINUTES: 19 vs. Arkansas State (11/6/23)

GAME-BY-GAME STATISTICS

#35 ILVER, Markus

Opponent	Date	GS	MIN	Total		3-Pointers		Free throws		Rebounds				PF		A		BLK		STL		PTS		AVG
				FG-FGA	PCT	3FG-3FGA	PCT	FT-FTA	PCT	OFF	DEF	TOT	AVG	PF	A	TO	BLK	STL	PTS					
Holy Cross	11/04/2024		03:20	0-0	.000	0-0	.000	0-0	.000	0	0	0	0.0	0	1	0	1	1	0	0	0.0			
Montana St.	11/07/2024		04:48	0-0	.000	0-0	.000	0-0	.000	0	0	0	0.0	1	0	1	0	0	0	0.0				
App State	11/10/2024		05:28	1-4	.250	0-2	.000	1-1	1.000	1	2	3	1.0	1	0	0	1	1	3	1.0				
Arizona	11/15/2024		01:32	0-1	.000	0-1	.000	0-0	.000	0	0	0	0.8	1	0	0	0	0	0	0.8				
vs UCF	11/22/2024		02:33	0-0	.000	0-0	.000	0-0	.000	0	0	0	0.6	1	0	0	0	0	0	0.6				
Chicago St.	11/30/2024		02:20	1-3	.333	1-2	.500	0-0	.000	0	0	0	0.5	0	0	0	0	0	3	1.0				
Detroit Mercy	12/22/2024		09:47	2-4	.500	2-4	.500	2-2	1.000	0	1	1	0.6	1	0	1	0	0	8	2.0				
Iowa	01/03/2025		04:51	1-2	.500	1-1	1.000	0-0	.000	1	0	1	0.6	1	0	1	0	0	3	2.1				
Minnesota	01/10/2025		10:24	2-3	.667	2-3	.667	0-0	.000	0	2	2	0.8	1	0	0	0	0	6	2.6				
at Southern California	01/18/2025		00:39	0-0	.000	0-0	.000	0-0	.000	0	0	0	0.7	0	0	0	0	0	0	2.3				
at UCLA	01/21/2025		01:56	0-1	.000	0-1	.000	0-0	.000	0	0	0	0.6	0	0	0	0	0	0	2.1				
Nebraska	01/26/2025		05:51	1-3	.333	0-1	.000	0-0	.000	0	2	2	0.8	1	0	1	0	0	2	2.1				
Totals			0 53:28	8-21	.381	6-15	.400	3-3	1.000	2	7	9	0.8	8	1	4	2	2	25	2.1				

CAREER STATISTICS

ILVER, Markus

		Field Goals						3-Point		F-Throws		Rebounds								Scoring	
SEASON	TEAM	GP-GS	MIN/AVG	FG-FGA	FG%	3FG-3FGA	3FG%	FT-FTA	FT%	OFF	DEF	TOT	AVG	PF-FO	A	TO	BLK	STL	PTS	AVG	
2021-22	Wisc	8-0	28/3.4	1-8	.125	0-5	.000	3-4	.750	1	3	4	0.5	7-0	0	2	0	0	5	0.6	
2022-23	Wisc	18-0	119/6.6	11-37	.297	5-21	.238	2-2	1.000	5	12	17	0.9	10-0	3	2	0	1	29	1.6	
2023-24	Wisc	27-0	160/5.9	11-35	.314	7-28	.250	2-3	.667	12	23	35	1.3	19-0	6	5	2	5	31	1.1	
2024-25	Wisc	12-0	53/4.5	8-21	.381	6-15	.400	3-3	1.000	2	7	9	0.8	8-0	1	4	2	2	25	2.1	
TOTAL		65-0	359/5.5	31-101	.307	18-69	.261	10-12	.833	20	45	65	1.0	44-0	10	13	4	8	90	1.4	

2024-25 OVERALL STATISTICS

Game Records

Record	Overall	Home	Away	Neutral
ALL GAMES	17-5	11-1	3-4	3-0
CONFERENCE	7-4	4-1	3-3	0-0
NON-CONFERENCE	10-1	7-0	0-1	3-0

Score by Periods

Team	1st	2nd	OT	TOT
Wisconsin	853	940	0	1793
Opponents	716	835	0	1551

Team Box Score

No.	Player				Total		3-Point		F-Throw		Rebounds				PF	DQ	A	TO	BLK	STL	PTS	AVG
		GP-GS	MIN	AVG	FG-FGA	FG%	3FG-3FGA	3FG%	FT-FTA	FT%	OFF	DEF	TOT	AVG								
9	TONJE, John	22-22	663:23	30.2	115-245	.469	49-118	.415	131-141	.929	20	85	105	4.8	39	0	39	48	2	13	410	18.6
25	BLACKWELL, John	22-22	665:18	30.2	117-245	.478	33-94	.351	74-91	.813	20	79	99	4.5	61	2	49	49	2	19	341	15.5
31	WINTER, Nolan	22-22	476:21	21.7	82-139	.590	21-53	.396	38-48	.792	38	86	124	5.6	35	0	25	16	9	10	223	10.1
11	KLESMIT, Max	21-21	624:37	29.7	62-184	.337	37-131	.282	50-59	.847	5	49	54	2.6	35	0	59	26	1	21	211	10.0
22	CROWL, Steven	22-22	533:03	24.2	81-149	.544	12-37	.324	38-46	.826	30	97	127	5.8	49	3	54	31	13	6	212	9.6
4	MCGEE, Kamari	22-1	487:56	22.2	55-107	.514	27-50	.540	22-26	.846	10	46	56	2.5	47	2	44	14	1	21	159	7.2
13	AMOS, Xavier	22-0	218:48	9.9	25-72	.347	12-40	.300	16-20	.800	6	34	40	1.8	21	0	10	12	4	7	78	3.5
7	GILMORE, Carter	22-0	374:30	17.0	28-56	.500	12-30	.400	8-10	.800	18	38	56	2.5	47	1	25	11	7	3	76	3.5
35	ILVER, Markus	12-0	53:28	4.5	8-21	.381	6-15	.400	3-3	1.000	2	7	9	0.8	8	0	1	4	2	2	25	2.1
33	JANICKI, Jack	22-0	220:45	10.0	14-38	.368	8-28	.286	1-2	.500	4	21	25	1.1	24	0	17	3	5	8	37	1.7
18	GREPPI, Riccardo	5-0	14:25	2.9	1-1	1.000	0-0	.000	4-6	.667	4	3	7	1.4	2	0	1	1	1	0	6	1.2
2	ROBISON, Jack	10-0	11:22	1.1	2-2	1.000	2-2	1.000	0-0	.000	1	0	1	0.1	1	0	1	0	0	0	6	0.6
3	HUNTER, Camren	6-0	13:21	2.2	1-5	.200	1-2	.500	0-0	.000	2	2	4	0.7	3	0	1	0	0	0	3	0.5
15	GARD, Isaac	8-0	07:55	1.0	1-1	1.000	1-1	1.000	0-0	.000	0	2	2	0.3	1	0	1	0	0	0	3	0.4
5	FREITAG, Daniel	9-0	21:43	2.4	1-9	.111	0-6	.000	0-2	.000	1	2	3	0.3	7	0	3	0	0	1	2	0.2
21	HODGES, Chris	10-0	10:34	1.1	0-2	.000	0-1	.000	1-2	.500	0	0	0	0.0	1	0	0	1	0	0	1	0.1
14	KONOP, Aidan	3-0	02:32	0.8	0-0	.000	0-0	.000	0-0	.000	0	0	0	0.0	0	0	0	0	0	0	0	0.0
Team											41	37	78				11					
Total		22	4400		593-1276	.465	221-608	.363	386-456	.846	202	588	790	35.9	381	8	330	227	47	111	1793	81.5
Opponents		22	4400		552-1329	.415	167-513	.326	280-385	.727	218	505	723	32.9	419	8	255	232	69	109	1551	70.5

Team Statistics

	WISC	OPP
Scoring	1793	1551
Points per game	81.5	70.5
Scoring margin	+11.0	-
Field goals-att	593-1276	552-1329
Field goal pct	.465	.415
3 point fg-att	221-608	167-513
3-point FG pct	.363	.326
3-pt FG made per game	10.0	7.6
Free throws-att	386-456	280-385
Free throw pct	.846	.727
F-Throws made per game	17.5	12.7
Rebounds	790	723
Rebounds per game	35.9	32.9
Rebounding margin	+3.0	-
Assists	330	255
Assists per game	15.0	11.6
Turnovers	227	232
Turnovers per game	10.3	10.5
Turnover margin	+0.2	-
Assist/turnover ratio	1.5	1.1
Steals	111	109
Steals per game	5.0	5.0
Blocks	47	69
Blocks per game	2.1	3.1
Winning streak	1	-
Home win streak	5	-
Attendance	177012	80273
Home games-Avg/Game	12-14751	7-11468
Neutral site-Avg/Game	-	3-5756

Team Results

Date	Opponent		Score	Att.
11/04/2024	Holy Cross	W	85-61	13451
11/07/2024	Montana St.	W	79-67	13554
11/10/2024	App State	W	87-56	13913
11/15/2024	Arizona	W	103-88	16838
11/18/2024	UTRGV	W	87-84	13423
11/22/2024	vs UCF	W	86-70	1112
11/24/2024	vs Pittsburgh	W	81-75	1112
11/30/2024	Chicago St.	W	74-53	14711
12/03/2024	Michigan	L	64-67	14582
12/07/2024	at Marquette	L	74-88	18107
12/10/2024	at Illinois	L	80-86	15544
12/14/2024	vs Butler	W	83-74	15045
12/22/2024	Detroit Mercy	W	76-53	14098
01/03/2025	Iowa	W	116-85	16838
01/06/2025	at Rutgers	W	75-63	8000
01/10/2025	Minnesota	W	80-59	14239
01/14/2025	Ohio St.	W	70-68	14527
01/18/2025	at Southern California	W	84-69	6938
01/21/2025	at UCLA	L	83-85	6695
01/26/2025	Nebraska	W	83-55	16838
01/29/2025	at Maryland	L	68-76	17950
02/01/2025	at Northwestern	W	75-69	7039

2024-25 BIG TEN STATISTICS

Game Records

Record	Overall	Home	Away	Neutral
ALL GAMES	7-4	4-1	3-3	0-0
CONFERENCE	7-4	4-1	3-3	0-0
NON-CONFERENCE	0-0	0-0	0-0	0-0

Score by Periods

Team	1st	2nd	OT	TOT
Wisconsin	410	468	0	878
Opponents	345	437	0	782

Team Box Score

No.	Player				Total		3-Point		F-Throw		Rebounds													
		GP-GS	MIN	AVG	FG-FGA	FG%	3FG-3FGA	3FG%	FT-FTA	FT%	OFF	DEF	TOT	AVG	PF	DQ	A	TO	BLK	STL	PTS	AVG		
9	TONJE, John	11-11	332:31	30.2	59-127	.465	31-68	.456	44-49	.898	9	38	47	4.3	17	0	16	22	2	7	193	17.5		
25	BLACKWELL, John	11-11	334:15	30.4	62-128	.484	20-51	.392	39-49	.796	11	43	54	4.9	30	2	22	31	0	10	183	16.6		
22	CROWL, Steven	11-11	266:23	24.2	39-69	.565	8-22	.364	23-25	.920	13	51	64	5.8	30	1	22	15	8	3	109	9.9		
31	WINTER, Nolan	11-11	248:40	22.6	36-69	.522	12-31	.387	17-23	.739	15	43	58	5.3	21	0	15	11	3	6	101	9.2		
11	KLESMIT, Max	10-10	283:06	28.3	28-82	.341	15-57	.263	15-22	.682	3	31	34	3.4	17	0	29	15	0	7	86	8.6		
4	MCGEE, Kamari	11-1	251:22	22.9	30-61	.492	16-28	.571	15-18	.833	7	20	27	2.5	14	0	25	8	1	12	91	8.3		
7	GILMORE, Carter	11-0	222:01	20.2	19-36	.528	10-20	.500	3-3	1.000	11	24	35	3.2	29	1	11	7	3	0	51	4.6		
3	HUNTER, Camren	1-0	02:12	2.2	1-1	1.000	1-1	1.000	0-0	.000	0	0	0	0.0	1	0	0	0	0	0	3	3.0		
13	AMOS, Xavier	11-0	108:45	9.9	10-27	.370	5-17	.294	7-10	.700	2	14	16	1.5	10	0	7	5	4	3	32	2.9		
35	ILVER, Markus	5-0	23:41	4.7	4-9	.444	3-6	.500	0-0	.000	1	4	5	1.0	3	0	0	2	0	0	11	2.2		
18	GREPPI, Riccardo	1-0	03:30	3.5	1-1	1.000	0-0	.000	0-0	.000	0	0	0	0.0	2	0	0	0	0	0	2	2.0		
33	JANICKI, Jack	11-0	101:10	9.2	6-16	.375	2-10	.200	0-0	.000	2	5	7	0.6	9	0	8	0	1	4	14	1.3		
5	FREITAG, Daniel	3-0	06:11	2.1	1-3	.333	0-1	.000	0-2	.000	0	1	1	0.3	0	0	1	0	0	0	2	0.7		
21	HODGES, Chris	4-0	05:42	1.4	0-1	.000	0-1	.000	0-0	.000	0	0	0	0.0	0	0	0	1	0	0	0	0.0		
15	GARD, Isaac	4-0	05:17	1.3	0-0	.000	0-0	.000	0-0	.000	0	1	1	0.3	0	0	1	0	0	0	0	0.0		
2	ROBISON, Jack	4-0	05:17	1.3	0-0	.000	0-0	.000	0-0	.000	0	0	0	0.0	0	0	1	0	0	0	0	0.0		
Team											24	18	42				7							
Total		11	2200		296-630	.470	123-313	.393	163-201	.811	98	293	391	35.5	183	4	158	124	22	52	878	79.8		
Opponents		11	2200		279-669	.417	89-260	.342	135-188	.718	115	246	361	32.8	196	5	143	116	41	62	782	71.1		

Team Statistics

	WISC	OPP
Scoring	878	782
Points per game	79.8	71.1
Scoring margin	+8.7	-
Field goals-att	296-630	279-669
Field goal pct	.470	.417
3 point fg-att	123-313	89-260
3-point FG pct	.393	.342
3-pt FG made per game	11.2	8.1
Free throws-att	163-201	135-188
Free throw pct	.811	.718
F-Throws made per game	14.8	12.3
Rebounds	391	361
Rebounds per game	35.5	32.8
Rebounding margin	+2.7	-
Assists	158	143
Assists per game	14.4	13.0
Turnovers	124	116
Turnovers per game	11.3	10.5
Turnover margin	-0.7	-
Assist/turnover ratio	1.3	1.2
Steals	52	62
Steals per game	4.7	5.6
Blocks	22	41
Blocks per game	2.0	3.7
Winning streak	1	-
Home win streak	4	-
Attendance	77024	62166
Home games-Avg/Game	5-15405	6-10361
Neutral site-Avg/Game	-	0-0

Team Results

Date	Opponent		Score	Att.
12/03/2024	Michigan	L	64-67	14582
12/10/2024	at Illinois	L	80-86	15544
01/03/2025	Iowa	W	116-85	16838
01/06/2025	at Rutgers	W	75-63	8000
01/10/2025	Minnesota	W	80-59	14239
01/14/2025	Ohio St.	W	70-68	14527
01/18/2025	at Southern California	W	84-69	6938
01/21/2025	at UCLA	L	83-85	6695
01/26/2025	Nebraska	W	83-55	16838
01/29/2025	at Maryland	L	68-76	17950
02/01/2025	at Northwestern	W	75-69	7039

2024-25 HOME STATISTICS

Game Records

Record	Overall	Home	Away	Neutral
ALL GAMES	11-1	11-1	0-0	0-0
CONFERENCE	4-1	4-1	0-0	0-0
NON-CONFERENCE	7-0	7-0	0-0	0-0

Score by Periods

Team	1st	2nd	OT	TOT
Wisconsin	477	527	0	1004
Opponents	382	414	0	796

Team Box Score

No.	Player	Total					3-Point		F-Throw		Rebounds													
		GP-GS	MIN	AVG	FG-FGA	FG%	3FG-3FGA	3FG%	FT-FTA	FT%	OFF	DEF	TOT	AVG	PF	DQ	A	TO	BLK	STL	PTS	AVG		
9	TONJE, John	12-12	345:22	28.8	58-120	.483	28-62	.452	90-97	.928	9	46	55	4.6	18	0	19	25	0	12	234	19.5		
25	BLACKWELL, John	12-12	362:28	30.2	63-139	.453	22-57	.386	38-45	.844	15	49	64	5.3	27	0	28	23	2	12	186	15.5		
22	CROWL, Steven	12-12	295:18	24.6	44-77	.571	4-16	.250	28-33	.848	13	50	63	5.3	22	2	32	18	9	3	120	10.0		
31	WINTER, Nolan	12-12	239:54	20.0	41-67	.612	10-23	.435	23-28	.821	23	52	75	6.3	19	0	12	7	6	7	115	9.6		
11	KLESMIT, Max	11-11	326:44	29.7	33-100	.330	18-69	.261	21-23	.913	2	22	24	2.2	19	0	30	14	1	13	105	9.5		
4	MCGEE, Kamari	12-1	258:02	21.5	30-62	.484	16-31	.516	10-10	1.000	5	30	35	2.9	21	0	19	8	1	11	86	7.2		
13	AMOS, Xavier	12-0	135:05	11.3	18-50	.360	10-26	.385	10-13	.769	6	20	26	2.2	12	0	8	6	1	5	56	4.7		
35	ILVER, Markus	9-0	48:20	5.4	8-20	.400	6-14	.429	3-3	1.000	2	7	9	1.0	7	0	1	4	2	2	25	2.8		
33	JANICKI, Jack	12-0	133:31	11.1	12-27	.444	6-18	.333	1-2	.500	2	15	17	1.4	12	0	10	2	3	5	31	2.6		
7	GILMORE, Carter	12-0	179:44	15.0	11-23	.478	4-11	.364	2-4	.500	8	17	25	2.1	23	0	10	4	3	2	28	2.3		
18	GREPPI, Riccardo	5-0	14:25	2.9	1-1	1.000	0-0	.000	4-6	.667	4	3	7	1.4	2	0	1	1	1	0	6	1.2		
3	HUNTER, Camren	5-0	13:15	2.7	1-5	.200	1-2	.500	0-0	.000	2	2	4	0.8	3	0	1	0	0	0	3	0.6		
15	GARD, Isaac	6-0	06:46	1.1	1-1	1.000	1-1	1.000	0-0	.000	0	2	2	0.3	1	0	1	0	0	0	3	0.5		
2	ROBISON, Jack	8-0	09:24	1.2	1-1	1.000	1-1	1.000	0-0	.000	1	0	1	0.1	0	0	1	0	0	0	3	0.4		
5	FREITAG, Daniel	7-0	19:44	2.8	1-9	.111	0-6	.000	0-2	.000	1	2	3	0.4	6	0	3	0	0	1	2	0.3		
21	HODGES, Chris	8-0	09:25	1.2	0-2	.000	0-1	.000	1-2	.500	0	0	0	0.0	1	0	0	0	0	0	1	0.1		
14	KONOP, Aidan	3-0	02:32	0.8	0-0	.000	0-0	.000	0-0	.000	0	0	0	0.0	0	0	0	0	0	0	0	0.0		
Team											24	20	44					4						
Total		12	2400		323-704	.459	127-338	.376	231-268	.862	117	337	454	37.8	193	2	176	116	29	73	1004	83.7		
Opponents		12	2400		292-728	.401	92-277	.332	120-169	.710	118	279	397	33.1	234	5	123	146	39	61	796	66.3		

Team Statistics

	WISC	OPP
Scoring	1004	796
Points per game	83.7	66.3
Scoring margin	+17.3	-
Field goals-att	323-704	292-728
Field goal pct	.459	.401
3 point fg-att	127-338	92-277
3-point FG pct	.376	.332
3-pt FG made per game	10.6	7.7
Free throws-att	231-268	120-169
Free throw pct	.862	.710
F-Throws made per game	19.3	10.0
Rebounds	454	397
Rebounds per game	37.8	33.1
Rebounding margin	+4.8	-
Assists	176	123
Assists per game	14.7	10.3
Turnovers	116	146
Turnovers per game	9.7	12.2
Turnover margin	+2.5	-
Assist/turnover ratio	1.5	0.8
Steals	73	61
Steals per game	6.1	5.1
Blocks	29	39
Blocks per game	2.4	3.3
Winning streak	5	-
Home win streak	5	-
Attendance	177012	0
Home games-Avg/Game	12-14751	0-0
Neutral site-Avg/Game	-	0-0

Team Results

Date	Opponent		Score	Att.
11/04/2024	Holy Cross	W	85-61	13451
11/07/2024	Montana St.	W	79-67	13554
11/10/2024	App State	W	87-56	13913
11/15/2024	Arizona	W	103-88	16838
11/18/2024	UTRGV	W	87-84	13423
11/30/2024	Chicago St.	W	74-53	14711
12/03/2024	Michigan	L	64-67	14582
12/22/2024	Detroit Mercy	W	76-53	14098
01/03/2025	Iowa	W	116-85	16838
01/10/2025	Minnesota	W	80-59	14239
01/14/2025	Ohio St.	W	70-68	14527
01/26/2025	Nebraska	W	83-55	16838

2024-25 ROAD/NEUTRAL STATISTICS

Game Records

Record	Overall	Home	Away	Neutral
ALL GAMES	6-4	0-0	3-4	3-0
CONFERENCE	3-3	0-0	3-3	0-0
NON-CONFERENCE	3-1	0-0	0-1	3-0

Score by Periods

Team	1st	2nd	OT	TOT
Wisconsin	376	413	0	789
Opponents	334	421	0	755

Team Box Score

No.	Player				Total		3-Point		F-Throw		Rebounds														
		GP-GS	MIN	AVG	FG-FGA	FG%	3FG-3FGA	3FG%	FT-FTA	FT%	OFF	DEF	TOT	AVG	PF	DQ	A	TO	BLK	STL	PTS	AVG			
9	TONJE, John	10-10	318:01	31.8	57-125	.456	21-56	.375	41-44	.932	11	39	50	5.0	21	0	20	23	2	1	176	17.6			
25	BLACKWELL, John	10-10	302:50	30.3	54-106	.509	11-37	.297	36-46	.783	5	30	35	3.5	34	2	21	26	0	7	155	15.5			
31	WINTER, Nolan	10-10	236:27	23.6	41-72	.569	11-30	.367	15-20	.750	15	34	49	4.9	16	0	13	9	3	3	108	10.8			
11	KLESMIT, Max	10-10	297:53	29.8	29-84	.345	19-62	.306	29-36	.806	3	27	30	3.0	16	0	29	12	0	8	106	10.6			
22	CROWL, Steven	10-10	237:45	23.8	37-72	.514	8-21	.381	10-13	.769	17	47	64	6.4	27	1	22	13	4	3	92	9.2			
4	MCGEE, Kamari	10-0	229:54	23.0	25-45	.556	11-19	.579	12-16	.750	5	16	21	2.1	26	2	25	6	0	10	73	7.3			
7	GILMORE, Carter	10-0	194:45	19.5	17-33	.515	8-19	.421	6-6	1.000	10	21	31	3.1	24	1	15	7	4	1	48	4.8			
13	AMOS, Xavier	10-0	83:43	8.4	7-22	.318	2-14	.143	6-7	.857	0	14	14	1.4	9	0	2	6	3	2	22	2.2			
2	ROBISON, Jack	2-0	01:59	1.0	1-1	1.000	1-1	1.000	0-0	.000	0	0	0	0.0	1	0	0	0	0	0	3	1.5			
33	JANICKI, Jack	10-0	87:14	8.7	2-11	.182	2-10	.200	0-0	.000	2	6	8	0.8	12	0	7	1	2	3	6	0.6			
21	HODGES, Chris	2-0	01:09	0.6	0-0	.000	0-0	.000	0-0	.000	0	0	0	0.0	0	0	0	1	0	0	0	0.0			
35	ILVER, Markus	3-0	05:08	1.7	0-1	.000	0-1	.000	0-0	.000	0	0	0	0.0	1	0	0	0	0	0	0	0.0			
3	HUNTER, Camren	1-0	00:06	0.1	0-0	.000	0-0	.000	0-0	.000	0	0	0	0.0	0	0	0	0	0	0	0	0.0			
15	GARD, Isaac	2-0	01:09	0.6	0-0	.000	0-0	.000	0-0	.000	0	0	0	0.0	0	0	0	0	0	0	0	0.0			
5	FREITAG, Daniel	2-0	01:59	1.0	0-0	.000	0-0	.000	0-0	.000	0	0	0	0.0	1	0	0	0	0	0	0	0.0			
Team											17	17	34				7								
Total		10	2000		270-572	.472	94-270	.348	155-188	.824	85	251	336	33.6	188	6	154	111	18	38	789	78.9			
Opponents		10	2000		260-601	.433	75-236	.318	160-216	.741	100	226	326	32.6	185	3	132	86	30	48	755	75.5			

Team Statistics

	WISC	OPP
Scoring	789	755
Points per game	78.9	75.5
Scoring margin	+3.4	-
Field goals-att	270-572	260-601
Field goal pct	.472	.433
3 point fg-att	94-270	75-236
3-point FG pct	.348	.318
3-pt FG made per game	9.4	7.5
Free throws-att	155-188	160-216
Free throw pct	.824	.741
F-Throws made per game	15.5	16.0
Rebounds	336	326
Rebounds per game	33.6	32.6
Rebounding margin	+1.0	-
Assists	154	132
Assists per game	15.4	13.2
Turnovers	111	86
Turnovers per game	11.1	8.6
Turnover margin	-2.5	-
Assist/turnover ratio	1.4	1.5
Steals	38	48
Steals per game	3.8	4.8
Blocks	18	30
Blocks per game	1.8	3.0
Winning streak	1	-
Home win streak	0	-
Attendance	0	80273
Home games-Avg/Game	0-0	7-11468
Neutral site-Avg/Game	-	3-5756

Team Results

Date	Opponent		Score	Att.
11/22/2024	vs UCF	W	86-70	1112
11/24/2024	vs Pittsburgh	W	81-75	1112
12/07/2024	at Marquette	L	74-88	18107
12/10/2024	at Illinois	L	80-86	15544
12/14/2024	vs Butler	W	83-74	15045
01/06/2025	at Rutgers	W	75-63	8000
01/18/2025	at Southern California	W	84-69	6938
01/21/2025	at UCLA	L	83-85	6695
01/29/2025	at Maryland	L	68-76	17950
02/01/2025	at Northwestern	W	75-69	7039

GAME-BY-GAME STATISTICS

WISCONSIN

Opponent	Date	Score		FG-FGA	PCT	3FG-3FGA	PCT	FT-FTA	PCT	OFF	DEF	TOT	AVG	PF	A	TO	BLK	STL	PTS	AVG
Holy Cross	11/04/2024	85-61	W	29-59	.492	11-31	.355	16-16	1.000	10	28	38	38.0	14	15	11	2	7	85	85.0
Montana St.	11/07/2024	79-67	W	24-53	.453	11-22	.500	20-21	.952	9	23	32	35.0	14	15	11	2	6	79	82.0
App State	11/10/2024	87-56	W	33-70	.471	8-28	.286	13-16	.813	14	29	43	37.7	18	17	6	1	14	87	83.7
Arizona	11/15/2024	103-88	W	25-52	.481	12-27	.444	41-47	.872	2	26	28	35.3	31	17	10	4	7	103	88.5
UTRGV	11/18/2024	87-84	W	26-53	.491	8-20	.400	27-32	.844	9	23	32	34.6	16	10	9	1	5	87	88.2
vs UCF	11/22/2024	86-70	W	32-66	.485	10-31	.323	12-16	.750	8	31	39	35.3	26	21	13	3	5	86	87.8
vs Pittsburgh	11/24/2024	81-75	W	29-60	.483	5-20	.250	18-22	.818	9	24	33	35.0	16	12	6	0	3	81	86.9
Chicago St.	11/30/2024	74-53	W	23-59	.390	10-30	.333	18-21	.857	11	30	41	35.8	10	17	8	4	3	74	85.3
Michigan	12/03/2024	64-67	L	22-64	.344	6-27	.222	14-19	.737	16	26	42	36.4	18	8	10	2	7	64	82.9
at Marquette	12/07/2024	74-88	L	24-52	.462	10-26	.385	16-18	.889	11	20	31	35.9	18	16	16	1	3	74	82.0
at Illinois	12/10/2024	80-86	L	28-63	.444	10-29	.345	14-21	.667	11	18	29	35.3	21	15	12	2	5	80	81.8
vs Butler	12/14/2024	83-74	W	26-58	.448	6-25	.240	25-27	.926	5	27	32	35.0	22	19	3	1	2	83	81.9
Detroit Mercy	12/22/2024	76-53	W	26-64	.406	7-35	.200	17-19	.895	16	34	50	36.2	13	13	10	6	4	76	81.5
Iowa	01/03/2025	116-85	W	40-62	.645	21-31	.677	15-17	.882	8	29	37	36.2	16	26	13	0	4	116	83.9
at Rutgers	01/06/2025	75-63	W	31-57	.544	7-22	.318	6-6	1.000	6	34	40	36.5	15	15	16	5	5	75	83.3
Minnesota	01/10/2025	80-59	W	25-57	.439	11-28	.393	19-24	.792	11	26	37	36.5	13	14	8	2	9	80	83.1
Ohio St.	01/14/2025	70-68	W	20-48	.417	5-22	.227	25-28	.893	6	25	31	36.2	19	6	12	2	2	70	82.4
at Southern California	01/18/2025	84-69	W	31-55	.564	9-28	.321	13-15	.867	5	22	27	35.7	14	17	12	1	8	84	82.4
at UCLA	01/21/2025	83-85	L	25-49	.510	15-30	.500	18-21	.857	7	21	28	35.3	23	14	13	1	3	83	82.5
Nebraska	01/26/2025	83-55	W	30-63	.476	17-37	.459	6-8	.750	5	38	43	35.7	11	18	8	3	5	83	82.5
at Maryland	01/29/2025	68-76	L	22-59	.373	9-27	.333	15-21	.714	12	27	39	35.8	19	12	10	3	2	68	81.8
at Northwestern	02/01/2025	75-69	W	22-53	.415	13-32	.406	18-21	.857	11	27	38	35.9	14	13	10	1	2	75	81.5
Total		1793		593-1276	.465	221-608	.363	386-456	.846	202	588	790	35.9	381	330	227	47	111	1793	81.5
Opponents		1551		552-1329	.415	167-513	.326	280-385	.727	218	505	723	32.9	419	255	232	69	109	1551	70.5

Wisconsin Averages

Games Played	Points/ game	FG Pct	3FG Pct	FT Pct	Rebounds/ game	Assists/ game	Turnovers/ game	Assist/Turnover ratio	Steals/ game	Blocks/ game
22	81.5	46.5	36.3	84.6	35.9	15.0	10.3	1.5	5.0	2.1

GAME-BY-GAME STATISTICS

OPPONENT

Opponent	Date	Score		FG-FGA	PCT	3FG-3FGA	PCT	FT-FTA	PCT	OFF	DEF	TOT	AVG	PF	A	TO	BLK	STL	PTS	AVG
Holy Cross	11/04/2024	85-61	W	23-53	.434	9-24	.375	6-7	.857	3	18	21	21.0	20	8	13	2	4	61	61.0
Montana St.	11/07/2024	79-67	W	24-54	.444	12-26	.462	7-10	.700	7	20	27	24.0	18	12	14	6	6	67	64.0
App State	11/10/2024	87-56	W	21-56	.375	7-24	.292	7-13	.538	11	25	36	28.0	19	11	18	2	2	56	61.3
Arizona	11/15/2024	103-88	W	28-74	.378	4-23	.174	28-40	.700	24	28	52	34.0	32	6	13	1	5	88	68.0
UTRGV	11/18/2024	87-84	W	31-63	.492	13-33	.394	9-11	.818	7	20	27	32.6	24	12	10	1	7	84	71.2
vs UCF	11/22/2024	86-70	W	21-62	.339	2-17	.118	26-37	.703	13	28	41	34.0	17	10	10	3	5	70	71.0
vs Pittsburgh	11/24/2024	81-75	W	30-60	.500	5-23	.217	10-13	.769	5	24	29	33.3	19	11	8	0	1	75	71.6
Chicago St.	11/30/2024	74-53	W	20-59	.339	6-24	.250	7-7	1.000	7	26	33	33.3	20	8	11	5	3	53	69.3
Michigan	12/03/2024	64-67	L	23-59	.390	6-25	.240	15-21	.714	13	30	43	34.3	17	16	12	11	7	67	69.0
at Marquette	12/07/2024	74-88	L	31-62	.500	8-26	.308	18-21	.857	11	19	30	33.9	17	17	5	3	9	88	70.9
at Illinois	12/10/2024	80-86	L	27-64	.422	10-33	.303	22-25	.880	15	25	40	34.5	22	15	13	2	3	86	72.3
vs Butler	12/14/2024	83-74	W	22-51	.431	8-25	.320	22-32	.688	5	27	32	34.3	20	12	6	4	1	74	72.4
Detroit Mercy	12/22/2024	76-53	W	22-66	.333	4-8	.500	5-6	.833	10	24	34	34.2	17	5	8	1	4	53	70.9
Iowa	01/03/2025	116-85	W	32-66	.485	9-24	.375	12-18	.667	7	14	21	33.3	13	13	9	1	7	85	71.9
at Rutgers	01/06/2025	75-63	W	25-73	.342	7-26	.269	6-13	.462	18	19	37	33.5	16	10	8	6	8	63	71.3
Minnesota	01/10/2025	80-59	W	22-57	.386	7-19	.368	8-13	.615	13	23	36	33.7	19	9	15	3	5	59	70.6
Ohio St.	01/14/2025	70-68	W	25-59	.424	5-17	.294	13-15	.867	9	23	32	33.6	24	10	11	2	7	68	70.4
at Southern California	01/18/2025	84-69	W	26-53	.491	6-15	.400	11-17	.647	7	18	25	33.1	18	13	16	0	6	69	70.3
at UCLA	01/21/2025	83-85	L	29-57	.509	6-19	.316	21-28	.750	10	15	25	32.7	21	15	7	4	6	85	71.1
Nebraska	01/26/2025	83-55	W	21-62	.339	10-30	.333	3-8	.375	7	28	35	32.8	11	13	12	4	4	55	70.3
at Maryland	01/29/2025	68-76	L	24-60	.400	12-24	.500	16-21	.762	9	29	38	33.0	18	13	8	4	4	76	70.6
at Northwestern	02/01/2025	75-69	W	25-59	.424	11-28	.393	8-9	.889	7	22	29	32.9	17	16	5	4	5	69	70.5
Total		1551		552-1329	.415	167-513	.326	280-385	.727	218	505	723	32.9	419	255	232	69	109	1551	70.5
Wisconsin		1793		593-1276	.465	221-608	.363	386-456	.846	202	588	790	35.9	381	330	227	47	111	1793	81.5

Opponents Averages

Games Played	Points/ game	FG Pct	3FG Pct	FT Pct	Rebounds/ game	Assists/ game	Turnovers/ game	Assist/Turnover ratio	Steals/ game	Blocks/ game
22	70.5	41.5	32.6	72.7	32.9	11.6	10.5	1.1	5.0	3.1

GAME 1: WISCONSIN 85, HOLY CROSS 61

Nov. 4, 2024 • Madison, Wis. • Kohl Center



Official Basketball Box Score - Final
Holy Cross at Wisconsin
 11/04/24 Kohl Center, Madison
 2024-25 Men's Basketball

Game Time: 7:00 PM
 Game Duration: 1:50
 Attendance: 13,451

Officials: Rob Riley (Sr.), Andy O'Brien, Rob Kuenenem

Holy Cross - 61

Record: 0-1

NO.	Name	Min	FG		3P		FT		Rebounds	Fouls	PF	TP	AS	TO	ST	BS	BLKS	+/-	Shooting By Period					
			M	A	M	A	M	A											OR	DR	DR	DR	TP	AS
21	Gabe Warren	F 28:36	9-13	4-7	1-2	1	0	1	3	2	23	1	0	0	0	0	0	-14	3PT%	6-13	46.2%			
30	Joe Nugent	F 26:24	0-6	0-4	0-0	0	4	4	3	0	0	1	2	0	0	0	0	-18	FT%	0-0				
33	Caleb Kenney	F 16:32	3-7	0-0	0-0	2	1	3	2	0	6	1	2	0	0	0	0	-4	2FG%	8-24	33.3%			
0	Tyler Boston	G 18:30	1-4	1-1	0-0	0	1	1	2	4	3	2	2	0	0	1	0	-4	3PT%	3-11	27.3%			
10	Max Green	G 30:25	3-9	1-4	0-0	0	2	2	3	4	7	3	1	1	0	0	0	-18	FT%	6-7	85.7%			
2	DeAndre Williams	18:54	3-6	0-3	5-5	0	1	1	2	3	11	0	0	0	1	0	0	-24	GMFG%	23-53	43.4%			
25	Jaiden Feroah	20:31	1-2	0-0	0-0	0	4	4	0	2	0	0	2	0	0	0	0	-20	3PT%	9-24	37.5%			
4	Kahlil Singleton	17:00	2-2	0-0	0-0	0	1	1	0	1	6	0	0	0	0	0	0	-7	FT%	6-7	85.7%			
23	Aidan Richard	18:35	1-4	1-3	0-0	0	1	1	2	0	3	0	0	0	0	0	1	-20	Dead Ball Rebounds: 0					
34	Declan Ryan	02:53	0-0	0-0	0-0	0	1	1	3	0	0	0	1	0	0	0	0	6						
5	Jaden Kirkwood	01:40	0-0	0-0	0-0	0	1	1	0	0	0	0	0	0	0	0	0	3						
Team									0	1	1													
Totals			23-53			9-24			6-7	3 18 21			20 14			61			8	13	4	2	2	-24

Technical Fouls: NONE

Wisconsin - 85

Record: 1-0

NO. Name	Min	FG M-A	3P M-A	FT M-A	Rebounds OR DR TOT	Fouls PF FD	TP	AS	TO	ST	Blocks BS BA	+/-
22 Steven Crowl	F 25:39	3-7	1-2	0-0	2 6 8	1 2	7	2	3	1	0	16
31 Nolan Winter	F 20:11	6-6	2-2	1-1	1 3 4	2 1	15	2	0	0	1	8
9 John Tonje	G 26:54	6-11	3-6	8-8	2 3 5	2 7	23	1	3	1	0	16
11 Max Klesmit	G 27:38	3-9	1-7	0-0	0 2 2	1 2	7	1	1	2	0	9
25 John Blackwell	G 30:04	5-10	2-4	4-4	0 4 4	2 4	16	1	1	1	0	19
4 Kamari McGee	27:39	2-6	1-4	2-2	1 1 2	2 3	7	4	1	1	0	35
7 Carter Gilmore	08:09	2-2	0-0	1-1	1 1 2	0 1	5	0	0	0	0	3
13 Xavier Amos	10:43	1-4	0-3	0-0	0 4 4	1 0	2	1	2	0	0	10
33 Jack Janicki	10:56	0-1	0-1	0-0	0 1 1	1 0	0	2	0	0	0	9
35 Markus Iver	03:20	0-0	0-0	0-0	0 0 0	0 0	0	1	0	1	1	11
5 Daniel Freitag	02:42	0-1	0-1	0-0	0 0 0	0 1	0	0	0	0	0	-1
2 Jack Robison	01:40	0-0	0-0	0-0	0 0 0	0 0	0	0	0	0	0	-3
15 Isaac Gard	00:56	1-1	1-1	0-0	0 0 0	1 0	3	0	0	0	0	1
18 Riccardo Grippi	01:40	0-0	0-0	0-0	0 0 0	0 0	0	0	0	0	0	-3
14 Aidan Konop	01:05	0-0	0-0	0-0	0 0 0	0 0	0	0	0	0	0	-6
21 Chris Hodges	00:44	0-1	0-0	0-0	0 0 0	0 0	0	0	0	0	1	-4
Team					3 3 6		0	0				
Totals		29-59	11-31	16-16	10 28 38	14 20	85	15	11	7	2	24

Technical Fouls: NONE

	HC	UW
Biggest lead	16 (1 st 13:39)	30 (2 nd 1:14)
Best Scoring Run	13 (1 st 16:14)	16 (2 nd 12:25)
Lead Changes	8	
Times Tied	8	12
Time with Lead	16:15	21:51

Points from	HC	UW
Turnovers	10	17
Paint	16	34
Second Chance	3	13
Fast Breaks	8	12
Bench	22	17

NOTES: Wisconsin went a perfect 16-for-16 from the free throw line, the second-most made FTs without a miss in school history ... Monday's effort at the FT line was the 7th perfect mark in school history (min. 12 FTAs).

GAME 2: WISCONSIN 79, MONTANA STATE 67

Nov. 7, 2024 • Madison, Wis. • Kohl Center



Official Basketball Box Score - Final
Montana St. at Wisconsin
 11/07/24 Kohl Center, Madison
 2024-25 Men's Basketball

Game Time: 7:00 PM
 Game Duration: 1:54
 Attendance: 13,554

Officials: Brian Consey, Jason Phillips, John Floyd

Montana St. - 67

Record: 0-1

NO. Name	Min	FG M-A	3P M-A	FT M-A	Rebounds OR DR TOT	Fouls PF FD	TP	AS	TO	ST	Blocks BS BA	+/-
2 Brandon Walker	F 20:11	3-8	1-1	2-4	0 3 3	2 4	9	1	3	1	0	-10
7 Max Agbonkpolo	F 23:25	5-12	2-5	1-2	0 1 1	2 1	13	0	2	0	1	-3
1 Patrick McMahon	G 26:00	5-7	1-1	0-0	0 4 4	3 1	11	0	0	0	1	-3
3 Jabe Mullins	G 35:14	4-9	2-6	2-2	0 7 7	0 1	12	4	4	1	2	-6
11 Tyler Patterson	G 25:49	2-6	2-5	0-0	0 2 2	1 1	6	0	0	0	1	-13
23 Chika Ndulika	18:20	0-1	0-0	0-0	0 3 3	3 3	0	3	1	1	0	-2
21 Brian Goracke	23:49	4-9	4-8	2-2	0 0 0	2 2	14	1	1	0	0	-6
5 Bryce Zephr	11:02	0-1	0-0	0-0	0 1 1	3 0	0	3	2	2	0	-10
25 Sam Lecholat	07:43	0-0	0-0	0-0	1 0 1	2 1	0	0	0	0	1	-10
24 Jed Miller	08:27	1-1	0-0	0-0	0 0 0	0 0	2	0	1	0	0	3
Team					3 2 5		0	1				
Totals		24-54	12-26	7-10	7 20 27	19 14	67	12	14	6	6	-12

Technical Fouls: Coach 2nd 13:10

Wisconsin - 79

Record: 2-0

NO.	Name	Min	FG M-A	3P M-A	FT M-A	Rebounds		Fouls PF	Fouls FD	TP	AS	TO	ST	Blocks		BS	BA	+/-	Shooting By Period		
						OR	DR							OT	OT				OT	OT	1st FG%
22	Steven Crowl	F 24:28	1-4	0-0	4-4	1	3	4	3	6	4	4	0	0	1	0	1	9	1st FG%	11-26	42.3%
31	Nolan Winter	F 20:51	3-6	0-1	0-0	1	7	8	1	2	6	1	0	1	1	1	8	3PT%	5-10	50.0%	
9	John Tonje	G 27:07	2-4	1-2	8-9	1	3	4	2	6	13	1	3	0	0	0	17	12-13	92.3%		
11	Max Klesmit	G 36:11	7-15	6-11	6-6	0	0	0	2	3	26	1	0	2	0	0	12	2nd FG%	13-27	48.1%	
25	John Blackwell	G 34:00	4-13	3-6	2-2	0	6	6	3	2	13	3	3	2	0	3	14	3PT%	6-12	50.0%	
4	Kamari McGee	27:45	5-7	1-1	0-0	1	2	3	0	2	11	3	0	1	0	0	3	1st FG%	8-9	100%	
7	Carter Gilmore	19:03	2-3	0-1	0-0	2	0	2	1	0	4	2	0	0	1	0	-2	GMFG%	24-53	45.3%	
13	Xavier Amos	03:41	0-1	0-0	0-0	0	0	0	0	0	0	0	0	0	0	0	1	3PT%	11-22	50.0%	
33	Jack Janicki	02:06	0-0	0-0	0-0	0	0	0	1	0	0	0	0	0	0	0	-1	FT%	20-21	95.2%	
35	Markus Iver	04:48	0-0	0-0	0-0	0	0	0	1	0	0	0	1	0	0	0	-1	Dead Ball Rebounds: 1,0			
Team						3	2	5		0	0	1									
Totals				24-53	11-22	20-21	9	23	32	14	18	79	15	11	6	2	6	12			

Technical Fouls: NONE

	MSU	UW
Biggest lead	3 (1 st 12:33)	17 (2 nd 11:18)
Best Scoring Run	5 (1 st 12:33)	8 (2 nd 18:18)
Lead Changes	10	
Times Tied	6	9
Time with Lead	04:47	31:53

Points from	MSU	UW
Turnovers	12	10
Paint	14	24
Second Chance	4	10
Fast Breaks	6	9
Bench	16	15

Period by Period Scoring	1st	2nd	TOT
MSU	33	34	67
UW	39	40	79

GAME 3: WISCONSIN 87, APPALACHIAN STATE 56

Nov. 10, 2024 • Madison, Wis. • Kohl Center



Official Basketball Box Score - Final
App State at Wisconsin
 11/10/24 Kohl Center, Madison
 2024-25 Men's Basketball

Game Time: 11:00 AM
 Game Duration: 1:52
 Attendance: 13,913

Officials: Earl Walton, Verne Harris, Randy Richardson

App State - 56

Record: 1-2

NO. Name	Min	FG M-A	3P M-A	FT M-A	Rebounds OR DR TOT	Fouls PF FD	TP	AS	TO	ST	Blocks BS BA	+/-
15 CJ Huntley	F 30:24	4-7	3-5	2-2	2 4 6	4 3	13	0	1	0	1	-14
7 Joli Beaubrun	C 22:43	4-8	0-2	1-3	0 5 5	2 3	9	0	1	1	0	-26
0 Jackson Threadgill	G 28:15	5-8	1-3	0-0	0 0 0	2 0	1	1	5	0	0	-21
10 Jamil Muttib	G 24:23	0-7	0-5	0-0	2 3 5	1 2	0	1	1	0	0	-7
12 Myles Tate	G 31:45	2-10	1-5	0-1	0 6 6	3 4	5	3	1	0	0	-21
3 Luke Wilson	16:02	1-4	0-0	1-4	1 0 1	2 2	3	0	2	0	0	-14
8 Anthony Alston	19:27	1-4	1-2	0-0	1 0 1	2 1	3	2	2	0	0	-21
2 Alonzo Dodd	08:24	1-2	0-0	0-0	0 1 1	1 1	2	1	1	0	0	-15
44 Michael Marcus Jr.	10:51	2-3	0-0	1-1	3 0 3	1 1	5	0	2	0	0	-8
4 Dior Conners	03:53	0-1	0-1	0-0	0 1 1	1 0	0	1	0	0	0	-4
5 Jason Clarke Jr.	03:53	1-2	1-1	2-2	0 2 2	0 1	5	0	0	0	0	-14
Team					2 3 5		0	0				
Totals		21-56	7-24	7-13	11 25 36	19 18	56	11	18	2	1	-31

Technical Fouls: NONE

Wisconsin - 87

Record: 3-0

NO. Name	Min	FG M-A	3P M-A	FT M-A	Rebounds		FOULS PF FD	TP	AS	TO	ST	BLOCKS BS BA	+/-	Shooting By Period			
					OR	DR								TOT	1st	2nd	3rd
22 Steven Crowl	F 28:17	7-12	1-3	2-2	0	1	1	3	17	4	1	2	0	16	1st FG	16-35	45.7%
31 Nolan Winter	F 22:52	3-5	1-2	3-5	6	2	8	3	10	0	1	2	0	24	3rd TP	3-10	30.0%
9 John Tonje	G 30:20	8-14	1-5	0-0	1	6	7	1	17	5	0	2	0	23	FT	1-4	25%
11 Max Klesmit	G 27:55	5-11	2-6	3-3	0	1	1	2	15	4	1	5	0	19	2nd FG	17-35	48.6%
25 John Blackwell	G 23:33	4-10	0-2	0-1	1	3	4	3	8	1	1	0	0	26	3rd TP	5-18	27.8%
4 Kamari McGee	21:42	2-3	0-1	0-0	0	3	3	3	4	1	0	1	0	22	1st FG	12-12	100%
7 Carter Gilmore	10:26	0-0	0-0	0-0	0	1	1	2	0	0	0	1	0	13	GMFO	33-70	47.1%
13 Xavier Amos	12:06	2-8	2-4	4-4	2	4	6	3	10	0	1	1	0	18	3rd TP	8-28	28.6%
33 Jack Janicki	08:55	0-1	0-1	0-0	0	3	3	1	0	1	0	0	0	11	FT	13-16	81.3%
35 Markus Iver	05:28	1-4	0-2	1-1	1	2	3	1	3	0	0	1	1	7	Dead Ball Rebounds: -10		
5 Daniel Freitag	03:11	0-1	0-1	0-0	0	0	0	0	0	1	0	0	0	4			
18 Riccardo Grippi	01:45	0-0	0-0	0-0	2	1	3	0	0	0	0	0	0	2			
2 Jack Robison	00:42	1-1	1-1	0-0	0	0	0	0	3	0	0	0	0	-2			
3 Camren Hunter	00:42	0-0	0-0	0-0	0	0	0	1	0	1	0	0	0	-2			
14 Aidan Konop	00:42	0-0	0-0	0-0	0	0	0	0	0	0	0	0	0	-2			
15 Isaac Gard	00:42	0-0	0-0	0-0	0	0	0	0	0	0	0	0	0	-2			
21 Chris Hodges	00:42	0-0	0-0	0-0	0	0	0	0	0	0	0	0	0	-2			
Team					1	2	3		0	0							
Totals		33-70	8-28	13-16	14	29	43	18	19	87	17	6	14	1	2	31	

GAME 5: #19 WISCONSIN 87, UTRGV 84

Nov. 18, 2024 • Madison, Wis. • Kohl Center



Official Basketball Box Score - Final
UTRGV at Wisconsin
11/18/24 Kohl Center, Madison
2024-25 Men's Basketball

Game Time: 7:00 PM
Game Duration: 2:07
Attendance: 13,423

Officials: D.J. Carstensen, James Breeding, Nate Harris

UTRGV - 84

Record: 3-3

NO. Name	Min	FG	3P	FT	Rebounds	Fouls	TP	AS	TO	ST	Blocks	+/-
		M-A	M-A	M-A	OR DR TOT	PF	FD				BS BA	
3 DK Thorn	F 25:05	1-5	1-5	0-0	0 0 0	3 0	3	2	0	1	0	-2
33 Tommy Gankhuyag	C 22:58	3-7	2-4	1-2	1 6 7	2 2	9	0	1	1	0	12
10 Cliff Davis	G 21:55	4-7	2-5	0-0	2 2 2	2 1	10	2	0	0	1	0
14 Hasan Abdul Hakim	G 35:42	7-14	2-6	3-3	1 7 8	3 4	19	1	2	0	0	1
25 Trey Miller	G 31:06	6-9	0-1	0-0	1 0 1	4 3	12	6	1	1	0	0
4 K.T. Raimsey	24:08	3-8	3-6	4-4	1 1 2	3 2	13	1	1	2	0	-7
21 Marshall Destremau	08:02	0-2	0-1	0-0	0 1 1	2 0	0	0	1	1	0	-4
0 J.J. Howard	07:27	1-2	0-0	0-1	2 0 2	0 1	2	0	1	1	0	-2
5 Howie Fleming Jr.	16:00	4-6	2-3	0-0	2 2 5	3 10	0	1	1	0	0	5
12 Kwo Agwa	07:39	2-3	1-2	1-1	1 1 2	0 0	6	0	0	0	0	-8
Team					0 0 0			0	2			
Totals		31-63	13-33	9-11	7 20 27	24 16	84	12	10	7	1	-3

Technical Fouls: NONE

Wisconsin - 87

Record: 5-0

NO. Name	Min	FG	3P	FT	Rebounds	Fouls	TP	AS	TO	ST	Blocks	+/-
		M-A	M-A	M-A	OR DR TOT	PF	FD				BS BA	
22 Steven Crowl	F 20:33	3-7	0-0	3-4	1 4 5	0 3	9	1	1	0	0	-8
31 Nolan Winter	F 11:57	2-3	0-0	2-2	1 2 3	0 2	6	1	0	0	0	-6
9 John Tonje	G 30:40	3-5	3-5	10-10	1 2 3	3 6	19	0	3	1	0	0
11 Max Klesmit	G 34:14	3-11	1-6	4-4	1 0 1	2 3	11	2	3	0	1	0
25 John Blackwell	G 38:13	11-18	2-5	6-8	2 5 7	3 6	30	3	1	0	0	3
4 Kamari McGee	20:43	0-2	0-1	0-0	0 1 1	2 1	0	2	0	1	0	12
7 Carter Gilmore	20:25	0-0	0-0	0-2	1 4 5	3 2	0	0	1	1	0	5
13 Xavier Amos	12:47	3-6	1-2	2-2	1 2 3	2 1	9	1	0	1	0	0
33 Jack Janicki	10:28	1-1	1-1	0-0	0 0 0	1 1	3	0	0	1	0	4
Team					1 3 4		0					
Totals		26-53	8-20	27-32	9 23 32	16 24	87	10	9	5	1	1

Technical Fouls: NONE

	UTRGV	UW
Biggest lead	7 (1 st 3:43)	5 (2 nd 3:34)
Best Scoring Run	7 (1 st 17:54)	7 (2 nd 12:35)
Lead Changes	12	
Times Tied	7	
Time with Lead	30:12	07:02

Points from	UTRGV	UW
Turnovers	6	15
Paint	24	28
Second Chance	14	16
Fast Breaks	6	14
Bench	31	12

Period by Period Scoring	1st	2nd	TOT
UTRGV	62	32	84
UW	48	39	87

GAME 6: #19 WISCONSIN 86, UCF 70

Nov. 22, 2024 • West Sulphur Springs, W. Va. • The Greenbrier



Official Basketball Box Score - Final
UCF at Wisconsin
11/22/24 Colonial Hall at The Greenbrier, White Sulphur Springs
2024-25 Men's Basketball

Game Time: 5:00 PM
Game Duration: 2:05
Attendance: 1,112

Officials: Terry Oglesby, Earl Watson, Mike Littlewood

UCF - 70

Record: 4-1

NO. Name	Min	FG	3P	FT	Rebounds	Fouls	TP	AS	TO	ST	Blocks	+/-
		M-A	M-A	M-A	OR DR TOT	PF	FD				BS BA	
52 Moustapha Thiam	C 18:36	2-4	1-2	2-2	2 1 3	2 3	7	0	2	1	0	-14
0 Jordan Ivy-Curry	G 25:18	3-14	1-3	6-8	0 4 4	1 3	13	1	0	0	0	-20
3 Darius Johnson	G 27:28	2-9	0-3	3-4	1 3 4	2 3	7	1	0	1	0	-19
4 Keyshawn Hall	G 28:53	4-11	0-2	3-5	1 4 5	3 3	11	1	2	0	0	-18
5 Dallen "Deebo" Coleman G	18:10	0-4	0-3	2-2	1 4 5	1 2	2	0	1	0	0	-15
35 Rokas Jocius	15:32	3-3	0-0	0-0	1 2 3	1 0	6	0	1	0	1	0
2 J.J. Taylor	20:10	1-6	0-2	1-2	3 6 9	2 1	3	3	1	1	0	-7
5 Benny Williams	16:59	2-5	0-1	2-5	2 0 2	3 5	6	0	1	0	2	-2
22 Nils Machowski	14:42	1-2	0-1	2-3	0 1 1	1 2	4	0	1	0	0	4
7 Dior Johnson	12:32	3-4	0-0	5-6	0 1 1	0 3	11	4	1	2	0	3
15 Tyler Hendricks	03:40	0-0	0-0	0-0	0 1 1	0 0	0	0	0	0	0	6
Team					2 1 3		0					
Totals		21-62	2-17	26-37	13 28 41	17 25	70	10	10	5	3	-16

Technical Fouls: Johnson 2nd 14:44

Wisconsin - 86

Record: 6-0

NO. Name	Min	FG	3P	FT	Rebounds	Fouls	TP	AS	TO	ST	Blocks	+/-
		M-A	M-A	M-A	OR DR TOT	PF	FD				BS BA	
22 Steven Crowl	F 14:24	3-6	0-2	0-0	1 3 4	5 1	6	3	2	0	0	15
31 Nolan Winter	F 28:21	5-8	1-2	2-3	5 5 10	0 5	13	1	2	0	0	8
9 John Tonje	G 30:06	6-14	0-3	3-4	1 5 6	2 2	15	4	2	0	0	2
11 Max Klesmit	G 27:25	3-9	2-7	0-0	0 3 3	0 1	8	3	2	3	0	18
25 John Blackwell	G 25:48	6-10	2-4	3-5	0 5 5	3 4	17	3	2	0	0	12
4 Kamari McGee	18:59	5-6	3-4	1-1	0 4 4	4 4	14	3	1	1	0	11
7 Carter Gilmore	19:56	0-2	0-2	2-2	0 0 0	3 1	2	0	2	0	0	12
33 Jack Janicki	14:34	1-3	1-2	0-0	1 0 1	3 0	3	1	0	1	1	-2
13 Xavier Amos	14:16	2-7	0-4	1-1	0 5 5	3 1	5	1	2	0	0	2
35 Markus Iyer	02:33	0-0	0-0	0-0	0 0 0	1 0	0	0	0	0	0	-3
2 Jack Robinson	01:20	1-1	1-1	0-0	0 0 0	1 0	3	0	0	0	0	-2
5 Daniel Freitag	01:20	0-0	0-0	0-0	0 0 0	1 0	0	0	0	0	0	-2
15 Isaac Gard	00:30	0-0	0-0	0-0	0 0 0	0 0	0	0	0	0	0	-2
21 Chris Hodges	00:30	0-0	0-0	0-0	0 0 0	0 0	0	0	0	0	0	-2
Team					0 1 1		0					
Totals		32-66	10-31	12-16	8 31 39	26 16	86	21	13	5	3	16

Technical Fouls: Crowl 1st 2:37

	UCF	UW
Biggest lead	0 (1 st 20:00)	23 (2 nd 8:57)
Best Scoring Run	7 (2 nd 2:16)	7 (2 nd 17:22)
Lead Changes	0	
Times Tied	0	
Time with Lead	00:00	39:04

Points from	UCF	UW
Turnovers	12	12
Paint	32	38
Second Chance	13	7
Fast Breaks	12	10
Bench	30	27

Period by Period Scoring	1st	2nd	TOT
UCF	31	39	70
UW	46	40	86

GAME 7: #19 WISCONSIN 81, PITT 75

Nov. 24, 2024 • West Sulphur Springs, W. Va. • The Greenbrier



Official Basketball Box Score - Final
Wisconsin at Pittsburgh
11/24/24 Colonial Hall at The Greenbrier, White Sulphur Springs
2024-25 Men's Basketball

Game Time: 6:33 PM
Game Duration: 1:58
Attendance: 1,112

Officials: Earl Walton, Vladimir Voyard-Tadot, Tim Corser

Wisconsin - 81

Record: 7-0

NO. Name	Min	FG	3P	FT	Rebounds	Fouls	TP	AS	TO	ST	Blocks	+/-
		M-A	M-A	M-A	OR DR TOT	PF	FD				BS BA	
22 Steven Crowl	F 27:57	3-9	0-0	0-2	3 6 9	1 3	6	3	0	0	0	-1
31 Nolan Winter	F 20:00	5-7	1-3	0-0	0 3 3	2 0	11	0	0	0	0	2
9 John Tonje	G 37:51	11-19	1-5	10-10	3 4 7	3 5	33	1	2	0	0	9
11 Max Klesmit	G 33:48	1-7	1-5	4-6	0 2 2	3 4	7	5	0	0	0	6
25 John Blackwell	G 37:02	5-11	0-2	4-4	0 3 3	3 5	14	0	3	2	0	5
4 Kamari McGee	28:26	4-5	2-3	0-0	1 2 3	4 2	10	2	0	0	0	13
7 Carter Gilmore	01:43	0-1	0-1	0-0	0 0 0	0 0	0	0	0	0	0	-2
13 Xavier Amos	05:28	0-0	0-0	0-0	0 1 1	0 0	0	0	0	0	0	-6
33 Jack Janicki	07:45	0-1	0-1	0-0	0 0 0	1 1	1	0	0	0	0	4
Team					2 2 4		0					
Totals		29-60	5-20	18-22	9 24 33	16 19	81	12	6	3	0	6

Technical Fouls: NONE

Pittsburgh - 75

Record: 6-1

NO. Name	Min	FG	3P	FT	Rebounds	Fouls	TP	AS	TO	ST	Blocks	+/-
		M-A	M-A	M-A	OR DR TOT	PF	FD				BS BA	
2 Cameron Corhen	F 32:22	7-8	0-0	2-2	0 2 2	3 4	16	1	2	0	0	-4
25 Guillermo Diaz Graham	F 25:19	3-8	1-6	1-1	1 6 7	3 3	8	1	1	0	0	5
1 Damian Dunn	G 02:12	0-1	0-0	0-0	0 0 0	0 0	0	0	0	0	0	-2
5 Ishmael Leggett	G 38:05	6-15	0-4	5-6	1 7 8	4 3	17	3	0	0	0	-2
15 Jalard Lowe	G 38:29	6-17	1-7	2-4	2 3 5	3 5	15	5	4	0	0	-9
55 Zack Austin	29:16	3-5	2-4	0-0	0 1 1	3 0	8	0	1	0	0	-3
3 Brandon Cummings	12:35	1-1	0-0	0-0	0 3 3	0 1	2	0	0	0	0	-6
52 Amshal Delafé	16:21	4-4	1-1	0-0	1 0 1	3 0	9	1	1	0	0	-3
31 Jorge Diaz Graham	05:21	0-1	0-1	0-0	0 0 0	0 0	0	0	0	0	0	-6
Team					0 2 2		0					
Totals		30-60	5-23	10-13	5 24 29	19 16	75	11	8	1	0	-6

Technical Fouls: NONE

	WIS	Pitt
Biggest lead	7 (2 nd 4:15)	14 (1 st 7:29)
Best Scoring Run	8 (2 nd 15:47)	9 (1 st 15:48)
Lead Changes	8	
Times Tied	5	
Time with Lead	10:23	26:47

Points from	WIS	Pitt
Turnovers	10	11
Paint	46	44
Second Chance	11	4
Fast Breaks	11	6
Bench	10	19

Period by Period Scoring	1st	2nd	TOT
WIS	27	54	81
Pitt	34	41	75

GAME 8: #15 WISCONSIN 74, CHICAGO STATE 53

GAME 9: MICHIGAN 67, #11 WISCONSIN 64

Dec. 3, 2024 • Madison, Wis. • Kohl Center

Official Basketball Box Score - Final
Michigan at Wisconsin
12/03/24 Kohl Center, Madison
2024-25 Men's BasketballGame Time: 8:00 PM
Game Duration: 2:03
Attendance: 14,582

Officials: Brian Dorsey, Michael Reed, Verne Harris

Michigan - 67

Record: 7-1 (1-0)

NO.	Name	Min	FG M-A	3P M-A	FT M-A	Rebounds OR DR TOT	Fouls PF FD	TP	AS	TO	ST	Blocks BS BA	+/-	
1	Danny Wolf	F 31:05	7-11	2-4	4-4	1 6 7	3 3	20	5	1	3	5	0	21
50	Vladislav Goldin	C 32:46	9-16	0-1	6-9	1 4 5	0 7	24	1	2	1	3	0	15
3	Tre Donaldson	G 31:15	0-7	0-3	0-0	3 4 7	1 0	0	3	2	0	0	0	-4
4	Nimani Burnett	G 33:23	2-7	2-6	2-2	2 5 7	1 3	8	1	1	1	2	1	8
11	Roddy Gayle Jr.	G 32:21	3-6	1-2	2-4	0 6 6	2 3	9	5	4	1	1	0	7
15	Rubin Jones	15:35	0-2	0-2	1-2	0 2 2	5 1	1	1	0	1	0	0	3
24	Sam Walters	06:36	0-3	0-3	0-0	1 0 1	0 0	0	0	0	0	0	0	-17
42	Will Tschetter	08:17	2-4	1-3	0-0	1 1 2	3 1	5	0	0	0	0	0	-14
2	L.J. Cason	08:39	0-3	0-1	0-0	1 1 2	2 0	0	0	2	0	0	1	-4
8	Phat Phat Brooks	00:03	0-0	0-0	0-0	0 0 0	0 0	0	0	0	0	0	0	0
Team						3 1 4		0	0	0				
Totals			23-59	6-25	15-21	13 30 43	17 18	67	16	12	7	11	2	3

Technical Fouls: NONE

Wisconsin - 64

Record: 8-1 (0-1)

NO.	Name	Min	FG M-A	3P M-A	FT M-A	Rebounds OR DR TOT	Fouls PF FD	TP	AS	TO	ST	Blocks BS BA	+/-
22	Steven Crowl	F 21:43	1-5	0-2	0-0	1 3 4	5 1	2	0	0	0	1 0	-4
31	Nolan Winter	F 29:01	4-10	0-3	0-1	2 3 5	3 1	8	2	1	2	0 3	-13
9	John Tonje	G 30:27	5-12	3-5	5-6	0 3 3	3 4	18	0	3	2	0 2	-12
11	Max Klesmit	G 35:47	3-14	1-9	1-2	1 2 3	2 3	8	2	1	1	0 0	-12
25	John Blackwell	G 36:18	6-12	0-1	4-5	4 5 9	2 5	16	2	5	1	0 3	-1
4	Kamari McGee	25:27	2-5	1-2	3-3	1 3 4	0 2	8	1	0	1	1 1	10
7	Carter Gilmore	10:30	1-3	1-3	0-0	1 3 4	3 0	3	0	0	0	0 0	5
33	Jack Janicki	04:38	0-1	0-1	0-0	0 0 0	0 0	0	1	0	0	0 0	3
13	Xavier Amos	06:09	0-2	0-1	1-2	1 1 2	0 1	1	1	0	0	0 2	9
Team						5 3 8		0	0	0			
Totals			22-64	6-27	14-19	16 26 42	18 17	64	8	10	7 2	11 -3	

Technical Fouls: NONE

	UM	UW
Biggest lead	3 (2 nd 14:26)	9 (1 st 11:52)
Best Scoring Run	7 (1 st 9:20)	11 (1 st 2:40)
Lead Changes	13	
Times Tied	8	
Time with Lead	10:02	26:25

Points from	UM	UW
Turnovers	13	11
Paint	34	28
Second Chance	12	12
Fast Breaks	19	4
Bench	6	12

Shooting By Period
1 st FG% 10-31 32.3%
3PT% 3-11 27.3%
FT% 9-13 69.2%
2 nd FG% 12-33 36.4%
3PT% 3-16 18.8%
FT% 5-6 83.3%
GMFG% 22-64 34.4%
3PT% 6-27 22.2%
FT% 14-19 73.7%
Dead Ball Rebounds: 1, 0

GAME 10: #5 MARQUETTE 88, #11 WISCONSIN 74

Dec. 7, 2024 • Milwaukee, Wis. • Fiserv Forum

Official Basketball Box Score - Final
Wisconsin at Marquette
12/07/24 Fiserv Forum, Milwaukee, WI
2024-25 Men's BasketballGame Time: 12:30 PM
Game Duration: 2:08
Attendance: 18,107

Officials: James Breeding, Matt Potter, Tony Chaziz

Wisconsin - 74

Record: 8-2

NO.	Name	Min	FG M-A	3P M-A	FT M-A	Rebounds OR DR TOT	Fouls PF FD	TP	AS	TO	ST	Blocks BS BA	+/-	
22	Steven Crowl	F 28:13	1-4	0-1	0-0	4 7 11	1 0	2	3	2	0	0	0	-11
31	Nolan Winter	F 20:44	3-4	0-1	1-1	1 1 2	1 1	7	2	0	0	1	0	-10
9	John Tonje	G 29:06	3-11	1-5	7-8	1 4 5	3 5	14	1	5	0	0	2	-1
11	Max Klesmit	G 33:37	6-12	6-11	4-4	1 0 1	2 2	22	2	0	0	0	0	-14
25	John Blackwell	G 34:57	7-11	1-4	2-3	1 2 3	3 5	17	3	4	0	0	0	-11
4	Kamari McGee	19:24	2-3	1-1	2-2	0 0 0	5 2	7	0	0	2	0	0	-7
13	Xavier Amos	06:01	0-0	0-0	0-0	0 1 1	1 2	0	0	1	0	0	0	-11
7	Carter Gilmore	19:51	2-5	1-1	0-0	3 3 6	1 0	5	5	2	1	0	1	5
33	Jack Janicki	08:01	0-2	0-2	0-0	0 1 1	1 0	0	0	0	0	0	0	-10
3	Camren Hunter	00:06	0-0	0-0	0-0	0 0 0	0 0	0	0	0	0	0	0	0
Team						0 1 1		0	2					
Totals			24-52	10-26	16-18	11 20 31	18 17	74	16	16	3	1	3	-14

Technical Fouls: NONE

Marquette - 88

Record: 9-1

NO.	Name	Min	FG M/A	3P M/A	FT M/A	Rebounds OR DR TOT	Fouls PF FD	TP	AS	TO	ST	Blocks BS/B	+/-	
12	Ben Gold	F 27:45	3-5	3-5	0-0	1 4 5	2 1	9	4	0	0	1	0	22
23	David Joplin	F 31:35	6-13	1-6	0-0	0 2 2	2 3	13	1	1	2	0	0	8
1	Kam Jones	G 32:09	12-21	3-7	5-6	1 1 2	2 5	32	6	4	0	4	0	17
2	Chase Ross	G 35:28	2-5	0-2	8-9	4 4 8	4 4	19	3	4	2	1	0	19
4	Stevie Mitchell	G 28:34	5-8	1-3	1-2	4 2 6	3 2	12	0	0	1	0	0	7
10	Damarious Owens	12:06	0-1	0-0	4-4	0 4 4	1 2	4	0	0	0	1	1	-8
13	Royce Parham	10:51	0-3	0-2	0-0	0 0 0	0 0	2	0	1	0	0	0	-7
5	Tre Norman	11:43	2-2	0-0	0-0	0 1 1	1 1	4	0	0	0	0	0	13
35	Caedin Hamilton	09:49	1-4	0-1	0-0	0 0 0	0 0	2	2	0	0	0	0	5
Team						1 1 2		0	0					
Totals			31-62	8-26	18-21	11 19 30	17 18	88	17	5	9	3	1	14

Technical Fouls: 0

Technical Fouls: NONE

	WIS	MAR
Biggest lead	5 (1 st 13:25)	15 (2 nd 8:49)
Best Scoring Run	6 (1 st 13:25)	9 (2 nd 8:49)
Lead Changes	19	
Times Tied	10	
Time with Lead	11:49	24:10

Points from	WIS	MAR
Turnovers	7	18
Paint	28	44
Second Chance	16	19
Fast Breaks	4	6
Bench	12	10

Game Notes: Attendance is new Marquette Fiserv Forum record •

GAME 11: ILLINOIS 86, #20 WISCONSIN 80

Dec. 10, 2024 • Champaign, Ill. • State Farm Center

Official Basketball Box Score - Final
Wisconsin at Illinois
12/10/24 State Farm Center, Champaign, Ill.
2024-25 Men's BasketballGame Time: 8:00 PM
Game Duration: 2:05
Attendance: 15,544

Officials: Jeffrey Anderson, Brian Dorsey, Rob Ray Jr.

Wisconsin - 80

Record: 8-3 (0-2)

NO.	Name	Min	FG	3P	FT	Rebounds	Fouls	TP	AS	TO	ST	Blocks	+/-	
			M	A	M	A	OR	DR	TOT	PF	FD	BS	BA	
22	Steven Crowl	F 18:43	3-9	1-4	2-2	0 0 0	3 4	9	1	0	1	0	0	-12
31	Nolan Winter	F 28:44	5-11	2-7	3-3	3 4 7	0 4	15	1	1	2	0	0	-4
9	John Tonje	G 32:30	5-15	2-7	2-2	1 3 4	2 1	14	3	4	0	0	0	-2
11	Max Klesmit	G 28:34	4-10	2-5	3-6	0 1 1	3 5	13	4	3	1	0	0	-12
25	John Blackwell	G 22:16	4-6	0-1	2-4	2 3 5	5 2	10	0	2	0	0	0	7
7	Carter Gilmore	19:56	3-5	1-2	0-0	1 3 4	5 1	7	0	1	0	0	0	3
4	Kamari McGee	20:38	2-4	0-0	0-2	0 2 2	2 2	4	3	0	1	0	0	-10
13	Xavier Amos	11:22	1-2	1-2	2-2	0 2 2	0 2	5	0	0	0	1	0	-1
33	Jack Janicki	17:17	1-1	1-1	0-0	0 2 2	1 1	3	3	0	0	1	0	-1
Team						2 0 2		0	1					
Totals			28-63	10-29	14-21	11 18 29	21 22	80	15	12	5	2	2	-6

Technical Fouls: NONE

Illinois - 86

Record: 7-2 (1-1)

NO.	Name	Min	FG M-A	3P M-A	FT M-A	Rebounds OR DR TOT	Fouls PF FD	TP	AS	TO	ST	Blocks BS BA	+/-
3	Ben Humrichous	F 26:04	1-5	1-5	1-2	0 1 1	4 1 4	1	0	1	0	0	0
13	Tomislav Ivisic	C 30:09	4-12	1-5	0-0	3 8 11	4 2 9	0	0	0	0	1	0
4	Kylan Boswell	G 33:06	5-11	2-6	7-7	2 2 4	3 5 19	6	3	4	0	0	4
22	Tre White	G 28:52	6-8	2-3	9-10	4 4 8	3 6 23	1	4	0	1	0	5
32	Kasparas Jakucionis	G 37:02	8-15	4-8	4-4	2 4 6	2 3 24	5	4	1	0	1	7
2	Dra Gibbs-Lawhorn	12:19	1-4	0-2	0-0	0 1 1	1 1 2	0	0	0	0	0	-3
7	Will Riley	14:55	2-4	0-2	1-2	1 1 2	1 1 5	0	2	0	0	0	7
15	Jake Davis	04:46	0-2	0-2	0-0	1 0 1	2 0 0	1	0	0	0	0	-1
21	Morez Johnson Jr.	12:47	0-3	0-0	0-0	2 2 4	2 2 0	1	0	0	0	1	5
Team						0 2 2		0	0	0			
Totals			27-64	10-33	22-25	15 25 40	22 21 86	15 13 3	2 2 2	6			

Technical Fouls: NONE

	WIS	ILL
Biggest lead	5 (1 st 10:17)	10 (2 nd 12:51)
Best Scoring Run	7 (1 st 11:11)	9 (1 st 16:33)
Lead Changes	5	
Times Tied	5	
Time with Lead	09:06	29:11

Points from	WIS	ILL
Turnovers	10	14
Paint	34	32
Second Chance	12	16
Fast Breaks	2	4
Bench	19	7

Shooting By Period
1 st FG% 14-35 40.0%
3PT% 6-20 30.0%
FT% 5-5 100%
2 nd FG% 13-29 44.8%
3PT% 4-13 30.8%
FT% 17-20 85%
GMFG% 27-64 42.2%
3PT% 10-33 30.3%
FT% 22-25 88.0%
Dead Ball Rebounds: 5, 1

Official Basketball Box Score - Final
Wisconsin at Butler
12/14/24 Gainbridge Fieldhouse, Indianapolis
2024 Indy Classic powered by SportsTech HQGame Time: 2:30 PM
Game Duration: 2:06
Attendance: 15,045

GAME 13: WISCONSIN 76, DETROIT MERCY 53

Dec. 22, 2024 • Madison, Wis. • Kohl Center

Official Basketball Box Score - Final
Detroit Mercy at Wisconsin
12/22/24 Kohl Center, Madison
2024-25 Men's BasketballGame Time: 1:00 PM
Game Duration: 1:50
Attendance: 14,008

Officials: D.J. Canterssen, Scott Brown, Brian McNitt

Detroit Mercy - 53

Record: 5-9

NO.	Name	Min	FG	3P	FT	Rebounds	Fouls	TP	AS	TO	ST	Blocks	+/-
			M-A	M-A	M-A	OR DR TOT	PF FO					BS BA	
2	Miles Mitchell	F 21:13	0-2	0-0	0-0	1 6 7	3 1 0	1	0	0	0	1	-23
4	Legend Geater	F 21:22	1-6	0-2	0-0	0 1 1	2 1 2	1	1	1	0	0	-7
5	Orlando Lovejoy	G 31:21	9-20	0-2	2-2	1 3 4	1 4 20	3	0	1	0	0	-23
8	Grant Gondrezick II	G 32:37	8-18	3-4	1-1	0 3 3	1 2 20	0	4	0	0	2	-17
10	Nate Johnson	G 25:49	1-9	1-2	0-0	0 2 2	2 1 3	0	1	0	0	1	-20
14	Peter Fuchs, Jr.	11:22	2-5	0-0	2-3	0 0 0	1 2 6	0	1	1	0	0	-3
23	Stephen Okoro	17:53	0-0	0-0	0-0	1 2 3	4 1 0	0	0	0	0	0	-8
30	Ryan Kalamabay	17:28	0-0	0-0	0-0	0 3 3	1 0 0	0	0	1	0	0	-4
33	TJ Nadeau	15:45	1-6	0-0	0-0	3 2 5	2 1 2	0	1	0	1	2	-10
7	Chase Kuiper	05:10	0-0	0-0	0-0	1 0 1	0 0 0	0	0	0	0	0	0
Team						3 2 5		0					
Totals		22:66	4-8	5-6	10	24 34	17 13	53	5	8	4	1	6 -23

Technical Fouls: NONE

Wisconsin - 76

Record: 10-3

NO.	Name	Min	FG	3P	FT	Rebounds	Fouls	TP	AS	TO	ST	Blocks	+/-
			M-A	M-A	M-A	OR DR TOT	PF FO					BS BA	
22	Steven Crowl	F 21:05	7-10	0-3	1-1	1 3 4	0 4 15	0	1	0	1	0	21
31	Nolan Winter	F 21:28	6-9	2-5	4-4	5 6 11	0 2 18	0	2	0	1	0	24
9	John Tonje	G 24:41	2-6	1-3	4-4	1 3 4	1 2 9	3	2	0	0	1	22
11	Max Klesmit	G 24:43	0-5	0-3	0-0	0 2 2	0 1 0	2	1	0	0	0	11
25	John Blackwell	G 25:32	4-9	1-5	3-3	3 6 2	4 12	5	0	2	0	0	24
4	Kamari McGee	14:11	1-5	0-2	1-1	0 5 5	2 1 3	1	0	2	0	0	15
7	Carter Gilmore	11:23	0-2	0-0	0-1	1 2 0	0 1 0	0	0	0	0	0	-1
33	Jack Janicki	13:19	2-4	1-3	0-0	0 3 3	0 5 0	1	0	1	0	3	10
13	Xavier Amos	13:05	2-3	0-1	0-0	0 1 1	0 4 0	0	0	0	0	0	22
35	Markus Iwer	09:47	2-4	2-4	2-2	0 1 1	1 1 8	0	1	0	0	0	-6
3	Camren Hunter	08:28	0-4	0-1	0-0	2 2 4	0 0 0	0	0	0	0	0	-6
18	Riccardo Greppi	05:10	0-0	0-0	1-2	0 2 2	0 1 1	1	1	1	0	1	-9
5	Daniel Freitag	03:19	0-3	0-3	0-0	0 1 1	4 0 0	0	0	0	0	0	-5
2	Jack Robinson	01:41	0-0	0-0	0-0	1 0 1	0 0 0	0	0	0	0	0	-4
21	Chris Hodges	01:23	0-0	0-0	1-2	0 0 0	1 1 1	0	0	0	0	0	-3
14	Aidan Konop	00:45	0-0	0-0	0-0	0 0 0	0 0 0	0	0	0	0	0	0
Team						3 1 4		0	1				
Totals		26:64	7-35	17-19	16	34 50	13 17	76	13	10	4	6	1 23

Technical Fouls: NONE

	DM	UW
Biggest lead	3 (1 st 17:46)	32 (2 nd 7:57)
Best Scoring Run	9 (2 nd 0:45)	14 (1 st 5:21)
Lead Changes	3	
Times Tied	1	
Time with Lead	02:06	35:13

Points from	DM	UW
Turnovers	12	10
Paint	14	36
Second Chance	2	16
Fast Breaks	9	7
Bench	8	22

Period by Period Scoring	1st	2nd	TOT
DM	26	27	53
UW	39	37	76

GAME 14: WISCONSIN 116, IOWA 85

Jan. 3, 2025 • Madison, Wis. • Kohl Center

Official Basketball Box Score - Final
Iowa at Wisconsin
01/03/25 Kohl Center, Madison
2024-25 Men's BasketballGame Time: 6:00 PM
Game Duration: 1:51
Attendance: 16,858

Officials: Jeffrey Anderson, Larry Scrotto, Doug Simms

Iowa - 85

Record: 10-4 (1-2)

NO.	Name	Min	FG	3P	FT	Rebounds	Fouls	TP	AS	TO	ST	Blocks	+/-
			M-A	M-A	M-A	OR DR TOT	PF FO					BS BA	
20	Payton Sandfort	F 23:51	1-9	0-5	0-0	1 4 5	3 1 4	2	2	1	0	0	-9
32	Owen Freeman	F 27:09	6-11	0-0	2-3	1 2 3	1 4 14	1	3	0	1	0	-21
2	Brock Harding	G 23:27	3-8	2-5	2-2	0 2 2	3 2 10	5	2	0	0	0	-10
3	Drew Thelwell	G 31:45	9-14	3-5	4-4	0 1 1	1 4 25	3	1	4	0	0	-24
4	Josh Dix	G 32:26	7-10	2-3	0-0	2 0 2	0 0 0	16	1	0	2	0	-14
13	Ladij Dembele	09:14	1-2	0-1	0-0	1 1 2	2 0 2	0	0	0	0	0	-4
24	Pryce Sandfort	18:57	3-6	1-3	3-4	1 1 2	2 2 10	0	1	1	0	0	-25
7	Seydou Traore	13:21	1-4	1-2	1-4	0 2 2	2 2 4	1	1	1	0	0	-16
8	Cooper Koch	10:26	1-1	0-0	0-1	0 0 0	1 1 2	0	0	0	0	0	-17
14	Carter Kingsbury	02:12	0-0	0-0	0-0	0 0 0	0 0 0	0	0	0	0	0	-5
0	Even Brauns	03:36	0-1	0-0	0-0	0 1 0	0 0 0	0	0	0	0	0	-5
34	Chris Tadjo	03:36	0-0	0-0	0-0	0 0 0	0 0 0	0	0	0	0	0	-5
Team						1 0 1		0	0				
Totals		32:66	9-24	12-18	7	14 21	13 16	85	13	9	7	1	0 -31

Technical Fouls: NONE

Wisconsin - 116

Record: 11-3 (1-3)

NO.	Name	Min	FG	3P	FT	Rebounds	Fouls	TP	AS	TO	ST	Blocks	+/-
			M-A	M-A	M-A	OR DR TOT	PF FO					BS BA	
22	Steven Crowl	F 20:17	4-4	0-0	6-6	1 6 7	1 4 14	3	0	0	0	0	-2
31	Nolan Winter	F 24:57	8-11	1-2	1-2	2 6 8	2 1 3	18	0	1	0	0	29
9	John Tonje	G 23:05	3-6	2-3	4-5	2 1 3	0 3 12	2	1	3	0	1	19
11	Max Klesmit	G 22:40	3-5	2-4	0-0	0 1 1	3 0 8	6	1	0	0	0	10
25	John Blackwell	G 32:22	11-18	6-10	4-4	0 8 8	2 3 32	5	2	0	0	0	28
4	Kamari McGee	21:13	4-8	4-5	0-0	0 4 4	2 0 12	4	1	1	0	0	19
7	Carter Gilmore	22:41	2-3	2-2	0-0	1 1 2	3 1 6	1	1	0	0	0	20
33	Jack Janicki	11:38	0-1	0-1	0-0	0 0 0	1 1 0	2	0	0	0	0	6
13	Xavier Amos	08:30	2-2	2-2	0-0	0 1 1	0 0 6	1	1	0	0	0	9
3	Camren Hunter	02:12	1-1	1-1	0-0	0 0 0	1 0 3	0	0	0	0	0	4
35	Markus Iwer	04:51	1-2	1-1	0-0	1 0 1	1 0 3	0	1	0	0	0	9
21	Chris Hodges	02:11	0-0	0-0	0-0	0 0 0	0 0 0	0	0	0	0	0	3
2	Jack Robinson	01:08	0-0	0-0	0-0	0 0 0	0 0 0	0	0	0	0	0	0
5	Daniel Freitag	01:08	1-1	0-0	0-0	0 0 0	0 0 2	1	0	0	0	0	0
15	Isaac Gard	01:08	0-0	0-0	0-0	0 0 0	0 0 0	0	1	0	0	0	1
Team						1 1 2		0	1				
Totals		40:62	21-31	15-17	8	29 37	16 13	116	26	13	4	0	1 31

Technical Fouls: NONE

	IOW	UW
Biggest lead	6 (1 st 8:44)	34 (2 nd 0:21)
Best Scoring Run	8 (2 nd 7:56)	14 (1 st 4:32)
Lead Changes	4	
Times Tied	5	
Time with Lead	08:42	28:49

Points from	IOW	UW
Turnovers	21	8
Paint	34	38
Second Chance	11	12
Fast Breaks	14	13
Bench	18	32

Period by Period Scoring	1st	2nd	TOT
IOW	43	42	85
UW	54	62	116

GAME 15: WISCONSIN 75, RUTGERS 63

Jan. 6, 2025 • Piscataway, N.J. • Jersey Mike's Arena

Official Basketball Box Score - Final
Wisconsin at Rutgers
01/06/25 Jersey Mike's Arena, Piscataway
2024-25 Men's BasketballGame Time: 7:00 PM
Game Duration: 1:59
Attendance: 8,000

Officials: Keith Kimble, Tim Comer, Randy Richardson

Wisconsin - 75

Record: 12-3 (2-2)

NO.	Name	Min	FG	3P	FT	Rebounds	Fouls	TP	AS	TO	ST	Blocks	+/-
			M-A	M-A	M-A	OR DR TOT	PF FO					BS BA	
22	Steven Crowl	F 24:41	8-11	2-3	0-0	3 7 10	3 0 18	3	3	1	0	1	23
31	Nolan Winter	F 22:58	2-3	1-2	0-0	0 6 6	1 4 5	1	3	0	0	0	-6
9	John Tonje	G 32:23	6-12	1-4	2-2	1 8 9	2 3 15	2	1	1	2	2	7
11	Max Klesmit	G 24:20	1-5	1-5	0-0	1 3 4	0 2 3	3	1	1	0	0	13
25	John Blackwell	G 33:02	8-15	1-4	4-4	0 4 4	3 5 21	3	5	1	0	0	19
4	Kamari McGee	23:54	3-4	0-0	0-0	1 1 1	0 6 3	1	1	0	0	0	6
7	Carter Gilmore	22:43	1-3	1-2	0-0	1 1 2	3 1 3	0	2	0	2	0	6
33	Jack Janicki	06:21	0-1	0-1	0-0	0 0 0	2 0 0	0	0	0	0	0	-9
13	Xavier Amos	09:38	2-3	0-1	0-0	0 2 2	0 0 4	0	0	0	1	0	1
Team						0 2 2		0	0				
Totals		31:57	7-22	6-6	6	34 40	15 15	75	15	16	5	5	6 12

Technical Fouls: Gilmore 2nd 1:46

Rutgers - 63

Record: 8-7 (1-3)

NO.	Name	Min	FG M-A	3P M-A	FT M-A	Rebounds OR DR TOT	Fouls PF FO	TP	AS	TO	ST	Blocks BS BA	+/-	
21	Emmanuel Ogbole	C 13:27	0-1	0-0	0-0	0 1 1	2 2 0	0	1	2	1	1	-12	
1	Michael Davis	G 28:49	4-10	1-4	0-1	3 0 3	4 2 9	2	1	2	0	1	-2	
2	Dylan Harper	G 15:12	0-2	0-1	0-0	0 4 4	0 0 0	1	0	1	0	1	-5	
4	Ace Bailey	G 26:56	3-16	1-5	2-6	3 4 7	5 3 9	1	0	1	1	0	-11	
25	Jeremiah Williams	G 21:54	2-7	0-1	0-0	0 5 5	2 0 4	0	4	1	1	1	-12	
0	Jordan Derkack	17:23	3-5	1-2	1-2	0 1 1	2 3 8	2	4	0	0	0	-1	
5	Tyson Acuff	29:53	6-15	3-8	2-2	1 1 2	0 1 17	2	1	0	0	0	-7	
24	Lathan Sommerville	18:11	3-6	0-0	0-0	3 2 5	1 1 6	1	0	1	0	0	4	
99	Zach Martini	07:50	0-1	0-0	0-0	0 0 0	0 1 0	0	0	0	0	0	-11	
23	PJ Hayes	04:02	1-2	0-1	0-0	0 0 0	0 0 0	2	0	0	0	0	-7	
9	Dylan Grant	16:23	3-8	1-2	3-3	0 0 3	0 1 8	1	0	1	2	0	4	
Team						5 1 6	0	0						
Totals			25-73	7-26	6-13	18 19 37	16 14	63	10	8	8	6	5	-12

GAME 17: #24 WISCONSIN 70, OHIO STATE 68

Jan. 14, 2025 • Madison, Wis. • Kohl Center



Official Basketball Box Score - Final
Ohio St. at Wisconsin
01/14/25 Kohl Center, Madison
2024-25 Men's Basketball

Game Time: 8:00 PM
Game Duration: 2:09
Attendance: 14,527

Officials: Keith Kimble, Earl Walton, Kelly Pfeifer

Ohio St. - 68 Record: 10-7 (2-4)

NO. Name	Min	FG M-A	3P M-A	FT M-A	Rebounds OR DR TOT	Fouls PF	TP	AS	TO	ST	Blocks BS BA	+/-
8 Micah Parrish	F 31:21	3-13	1-5	0-0	0 6 6	5 0	7	1	0	2	0 1	-5
13 Sean Stewart	F 15:17	2-4	0-0	0-0	1 7 8	4 1	4	2	1	0	1 1	15
21 Devin Royal	F 27:36	4-10	1-3	3-3	1 5 6	3 4	12	2	5	0	0 0	5
0 John Mobley Jr.	G 29:37	2-8	1-3	3-4	0 2 2	1 3	8	1	1	0	0 0	-1
2 Bruce Thornton	G 37:25	7-13	1-3	6-6	0 2 2	1 9	21	3	1	1	0 0	1
4 Aaron Bradshaw	06:16	2-4	1-2	0-0	1 0 1	3 0	5	0	0	1	0 0	-6
12 Evan Mahaffey	14:44	3-3	0-0	0-0	0 0 0	2 0	6	0	0	2	0 0	-14
6 Ques Glover	11:10	0-0	0-0	0-0	1 0 1	1 0	0	1	1	1	0 0	-3
25 Austin Parks	03:05	0-0	0-0	0-0	0 0 0	0 0	0	0	1	0	0 0	-1
20 Colin White	10:38	0-1	0-1	0-0	0 0 0	2 1	0	0	1	0	0 0	3
17 Ivan Njegovan	10:51	2-3	0-0	1-2	5 0 5	2 1	5	0	0	0	1 0	-4
Team					0 1 1	0	0	0	0	0		
Totals		25-59	5-17	13-15	9 23 32	24 19	68	10	11	7	2 2	-2

Technical Fouls: NONE

Wisconsin - 70 Record: 14-3 (4-2)

NO. Name	Min	FG M-A	3P M-A	FT M-A	Rebounds OR DR TOT	Fouls PF	TP	AS	TO	ST	Blocks BS BA	+/-
22 Steven Crowl	F 28:03	5-10	0-3	4-4	0 7 7	3 5	14	1	0	0	1 0	-6
31 Nolan Winter	F 18:07	0-3	0-2	4-4	1 5 6	2 4	4	1	1	0	0 1	2
9 John Torje	G 35:31	3-7	1-4	10-10	0 4 4	0 5	17	0	3	1	0 0	1
11 Max Klesmit	G 29:52	1-5	1-3	1-2	0 2 2	2 3	4	1	2	0	0 0	6
25 John Blackwell	G 30:55	5-12	1-4	4-6	2 4 6	4 5	15	2	3	1	0 1	-2
7 Carter Gilmore	28:26	2-3	1-1	0-0	2 1 3	3 1	5	1	1	0	1 0	7
4 Kamari McGee	16:21	3-5	1-3	2-2	1 0 1	2 1	9	0	1	0	0 0	-1
33 Jack Janicki	07:47	0-2	0-2	0-0	0 1 1	0 0	0	0	0	0	0 0	-1
13 Xavier Amos	04:59	1-1	0-0	0-0	0 1 1	3 0	2	0	1	0	0 0	-1
Team					0 0 0	0	0	0	0	0		
Totals		20-48	5-22	25-28	6 25 31	19 24	70	6	12	2	2 2	2

Technical Fouls: NONE

	OSU	UW	Points from		OSU	UW	Period by Period Scoring		
Biggest lead	2 (1 st 18:26)	17 (1 st 0:21)	Turnovers	9	13		1st	2nd	TOT
Best Scoring Run	9 (2 nd 10:18)	11 (1 st 14:06)	Paint	32	28	OSU	20	48	68
Lead Changes	1	1	Second Chance	14	7		UW	37	33
Times Tied	1		Fast Breaks	11	8				
Time with Lead	00:47	37:06	Bench	16	16				

GAME 18: #24 WISCONSIN 84, USC 69

Jan. 18, 2025 • Los Angeles, Calif. • Galen Center



Official Basketball Box Score - Final
Wisconsin at USC
01/18/25 Galen Center, Los Angeles, Calif.
2024-25 USC Men's Basketball

Game Time: 12:00 PM
Game Duration: 1:53
Attendance: 5,598

Officials: Michael Reed, Tim Corne, Randy Richardson

Wisconsin - 84 Record: 15-3 (5-2)

NO. Name	Min	FG	3P	FT	Rebounds		Fouls	TP	AS	TO	ST	Blocks		+/-
		M-A	M-A	M-A	OR	DR	PF					BS	BA	
22 Steven Crowl	F 17:40	3-4	1-1	2-2	0	3 3	4 2	9	1	1	0	1	0	7
31 Nolan Winter	F 27:30	6-7	1-2	0-0	2	3 5	3 1	13	3	0	1	0	0	12
9 John Torje	G 22:03	0-3	0-2	0-0	0	0 0	2 1	0	1	2	0	0	0	3
11 Max Klesmit	G 27:16	7-14	2-9	2-2	0	2 2	0 5	18	4	1	2	0	0	9
25 John Blackwell	G 33:49	10-16	2-7	6-7	0	5 5	1 5	28	1	3	2	0	0	15
4 Kamari McGee	28:32	3-5	2-3	2-2	1	2 3	2 1	10	4	1	2	0	0	21
7 Carter Gilmore	24:14	1-2	0-1	0-0	1	2 3	1 1	2	3	1	0	0	0	15
33 Jack Janicki	06:50	0-1	0-1	0-0	0	1 1	1 1	0	0	0	0	0	0	7
13 Xavier Amos	08:52	1-3	1-2	1-2	0	0 0	0 0	0	1	4	0	1	1	0
2 Jack Robison	00:39	0-0	0-0	0-0	0	0 0	0 0	0	0	0	0	0	0	-4
5 Daniel Freitag	00:39	0-0	0-0	0-0	0	0 0	0 0	0	0	0	0	0	0	-4
15 Isaac Gard	00:39	0-0	0-0	0-0	0	0 0	0 0	0	0	0	0	0	0	-4
21 Chris Hodges	00:39	0-0	0-0	0-0	0	0 0	0 0	0	0	1	0	0	0	-4
35 Markus Iwer	00:39	0-0	0-0	0-0	0	0 0	0 0	0	0	0	0	0	0	-4
Team					1	4 5		0	0	1				
Totals		31-55	9-28	13-15	5	22 27	14 18	84	17	12	8	1	0	15

Technical Fouls: NONE

USC - 69 Record: 11-7 (3-4)

NO. Name	Min	FG M-A	3P M-A	FT M-A	Rebounds OR DR TOT	Fouls PF	TP	AS	TO	ST	Blocks BS BA	+/-
0 Saint Thomas	F 39:26	7-11	2-3	3-4	2 2 4	1 2	19	3	3	2	0 1	-12
33 Josh Cohen	F 03:44	0-1	0-0	0-0	0 0 0	0 0	0	1	2	0	0 0	0
1 Desmond Claude	G 30:51	3-7	0-0	3-4	1 0 1	4 3	9	2	5	0	0 0	-12
6 Wesley Yates III	G 36:20	5-9	0-1	1-4	0 3 3	4 2	11	2	1	1	0 0	-18
7 Chibuzo Ago	G 38:53	3-11	1-5	0-0	0 9 9	2 2	7	2	0	1	0 0	-16
12 Rashaun Abge	30:20	6-11	1-3	2-2	2 2 4	4 3	15	2	3	2	0 0	-11
8 Kevin Patton Jr.	14:54	1-1	1-1	2-2	0 2 2	1 1	5	1	1	0	0 0	-2
32 Clark Slagchert	03:19	1-2	1-2	0-1	1 0 1	1 0	3	0	0	0	0 0	-1
30 Harrison Hornery	02:13	0-0	0-0	0-0	0 0 0	0 0	0	0	0	0	0 0	-3
Team					1 0 1	0	0	0	1	0		
Totals		26-53	6-15	11-17	7 18 25	18 14	69	13	16	6	0 1	-15

Technical Fouls: NONE

	WIS	USC				
Biggest lead	19 (2 nd 17:54)	2 (1 st 18:16)	Points from	WIS	USC	
			Turnovers	22	13	
Best Scoring Run	10(1 st 9:14)	13(2 nd 14:51)	Paint	38	28	
Lead Changes	1		Second Chance	8	8	
Times Tied	2		Fast Breaks	13	9	
Time with Lead	36:26	00:49	Bench	16	23	
			Period by Period Scoring			
				1st	2nd	TOT
			WIS	42	42	84
			USC	27	42	69

GAME 19: UCLA 85, #18 WISCONSIN 83

Jan. 21, 2025 • Los Angeles, Calif. • Pauley Pavilion



Official Basketball Box Score - Final
Wisconsin at UCLA
01/21/25 Pauley Pavilion, Los Angeles, Calif.
2024-25 Men's Basketball

Game Time: 6:30 PM
Game Duration: 2:10
Attendance: 6,695

Officials: Jason Phillips, Verne Harris, Nate Harris

Wisconsin - 83 Record: 15-4 (5-3)

NO. Name	Min	FG M-A	3P M-A	FT M-A	Rebounds OR DR TOT	Fouls PF	TP	AS	TO	ST	Blocks BS BA	+/-
22 Steven Crowl	F 29:19	4-6	1-2	2-2	2 3 5	3 3	11	3	2	1	1 1	7
31 Nolan Winter	F 18:36	2-4	1-2	0-0	0 1 1	1 1	5	0	1	0	0 0	-17
9 John Torje	G 33:39	8-9	6-7	2-3	1 4 5	3 6	24	2	2	0	0 0	-3
11 Max Klesmit	G 30:27	2-5	2-4	2-2	0 3 3	3 2	8	1	2	0	0 0	-8
25 John Blackwell	G 33:51	5-14	3-7	10-12	1 3 4	5 6	23	4	4	1	0 3	9
4 Kamari McGee	18:50	1-4	1-3	0-0	0 1 1	1 0	3	3	1	1	0 0	0
7 Carter Gilmore	24:04	2-3	1-2	0-0	0 1 1	4 1	5	1	1	0	0 0	13
13 Xavier Amos	06:04	1-3	0-2	2-2	0 2 2	2 1	4	0	0	0	0 0	-5
33 Jack Janicki	03:14	0-0	0-0	0-0	0 0 0	1 0	0	0	0	0	0 0	-5
35 Markus Iwer	01:56	0-1	0-1	0-0	0 0 0	0 0	0	0	0	0	0 0	-1
Team					3 3 6	0	0	0	0	0		
Totals		25-49	15-30	18-21	7 21 28	23 20	83	14	13	3	1 4	-2

Technical Fouls: Blackwell 2nd 11:56

UCLA - 85 Record: 13-6 (4-4)

NO. Name	Min	FG M-A	3P M-A	FT M-A	Rebounds OR DR TOT	Fouls PF	TP	AS	TO	ST	Blocks BS BA	+/-
3 Eric Dailey Jr.	F 21:50	2-5	0-2	0-0	2 1 3	4 0	4	1	0	0	0 0	3
34 Tyler Blodau	F 31:21	6-10	2-4	2-2	0 2 2	5 1	16	0	1	1	0 0	21
0 Kobe Johnson	G 27:25	1-4	0-0	1-2	1 2 3	5 1	3	0	2	1	0 0	13
2 Dylan Andrews	G 33:36	4-10	1-4	0-1	0 1 1	0 2	9	7	1	2	0 0	-5
55 Skyy Clark	G 27:13	3-7	3-6	3-4	2 3 5	3 3	12	4	1	0	0 0	13
12 Sebastian Mack	24:00	6-12	0-3	7-8	0 4 4	0 7	19	2	1	0	0 1	-9
24 William Kyle III	05:41	0-0	0-0	0-0	0 0 0	1 2	0	1	0	0	2 0	-8
10 Lazar Stefanovic	07:47	0-2	0-0	0-0	1 0 1	0 0	0	0	0	1	0 0	-5
15 Aday Mara	21:08	7-7	0-0	8-11	4 1 5	3 6	22	0	1	0	2 0	6
Team					0 1 1	0	0	0	0	0		
Totals		29-57	6-19	21-28	10 15 25	21 22	85	15	7	6	4 1	2

Technical Fouls: Johnson 2nd 11:56

	WIS	UCL				
Biggest lead	9 (1 st 0:33)	9 (2 nd 6:59)	Points from	WIS	UCL	
Best Scoring Run	8 (1 st 7:47)	6 (2 nd 15:15)	Turnovers	13	10	
Lead Changes	6		Paint	20	30	
Times Tied	4		Second Chance	13	10	
Time with Lead	14:09	24:25	Fast Breaks	0	4	
			Bench	12	41	
			Period by Period Scoring			
				1st	2nd	TOT
			WIS	41	42	83
			UCL	36	49	85

GAME 20: #18 WISCONSIN 83, NEBRASKA 55

Jan. 26, 2025 • Madison, Wis. • Kohl Center



Official Basketball Box Score - Final
Nebraska at Wisconsin
01/26/25 Kohl Center, Madison
2024-25 Men's Basketball

Game Time: 12:00 PM
Game Duration: 1:45
Attendance: 16,838

Officials: Brian Dorsey, Larry Sciroto, Amy Bonner

Nebraska - 55 Record: 12-8 (2-7)

NO. Name	Min	FG M-A	3P M-A	FT M-A	Rebounds OR DR TOT	Fouls PF	TP	AS	TO	ST	Blocks BS BA	+/-
4 Juwan Gary	F 28:41	2-12	1-5	0-0	3 6 9	2 0	5	0	1	0	0 1	-31
9 Berke Buyuktuncel	F 29:53	3-9	1-4	0-0	0 6 6	1 2	7	0	1	1	1 0	-23
23 Andrew Morgan	F 21:39	2-5	0-1	1-3	2 3 5	2 3 5	5	1	1	0	0 1	-19
1 Sam Hoberg	G 29:35	2-3	2-3	0-0	2 2 1	0 10 6	3	1	1	0	0 0	-23
3 Bryce Williams	G 27:55	4-12	2-5	1-2	1 2 3	2 1 11	2	4	0	0	1 1	-28
10 Connor Essagian	G 28:19	3-10	2-7	0-0	2 2 2	2 2 2	2	2	2	0	0 1	-10
24 Rollo Williams	G 22:50	2-6	1-3	0-0	3 2 1	7 1 8	3	1	1	1	1 0	-18
2 Ahron Ulys	06:28	1-3	1-3	0-0	0 0 0	0 0 0	3	0	0	0	0 0	-3
12 Gavin Griffiths	04:17	0-1	0-1	0-0	0 0 0	0 0 0	0	1	0	0	0 0	-5
31 Cale Jacobson	03:30	0-0	0-0	1-2	0 0 0	0 1 1	1	0	0	0	0 0	-2
8 Jeff Garcia	01:53	1-1	0-0	0-1	0 0 0	0 1 2	0	0	0	0	0 1	-1
Total					1 4 5	0	0	12	4	4	4 3	-28

GAME 21: MARYLAND 76, #17 WISCONSIN 68
Jan. 29, 2025 • College Park, MD. • Xfinity Center

NCAA

Division I

Official Basketball Box Score - Final

Wisconsin at Maryland

01/29/25 XFINITY Center, College Park

2024-25 Men's Basketball

Game Time: 7:00 PM

Game Duration: 2:03

Attendance: 17,950

Officials: Kelly Pfister, Michael Reed, Verne Harris

Wisconsin - 68

Record: 16-5 (6-4)

NO. Name	Min	FG MA	3P MA	FT MA	Rebounds OR DR TOT	Fouls PF RD	TP AS TO ST	Blocks BS BA	+/-
22 Steven Crowl	F 31:50	4-9	0-2	2-3	4 5 9	2 3 10	3 2 0 1	0 1 0	-10
31 Nolan Winter	F 20:29	3-8	1-3	2-3	0 2 2	4 1 9	3 0 0 1	1 1 1	3
9 John Torje	G 32:00	8-16	5-8	2-2	2 4 6	3 1 23	0 2 0 0	1 1 8	
11 Max Kiesmit	G 30:58	1-8	1-6	2-4	1 6 7	2 6 5	3 1 1 0	0 0 0	-4
25 John Blackwell	G 26:56	3-6	1-2	3-5	0 3 3	4 4 10	1 2 0 0	1 0 0	0
4 Kamari McGee	22:48	2-8	1-3	4-4	0 2 2	1 2 9	1 1 0 0	1 1	-19
7 Carter Gilmore	16:43	1-2	0-1	0-0	2 3 5	2 1 2	0 0 0 0	0 0	-12
33 Jack Janicki	09:05	0-0	0-0	0-0	0 0 0	0 0 0	0 0 1 0	0 1	-10
13 Xavier Amos	09:11	0-2	0-2	0-0	0 0 0	1 0 0	1 1 0 1	0 1	-6
Team					3 2 5	0 1 1			
Totals		22-59	9-27	15-21	12 27 39	19 18 68	12 10 2 3	4	-8

Shooting By Period

1 st FG%	10-26	38.5%
3PT%	6-16	37.5%
FT%	5-9	55.6%
2 nd FG%	12-33	36.4%
3PT%	3-11	27.3%
FT%	10-12	83.3%
GM FG%	22-59	37.3%
3PT%	9-27	33.3%
FT%	15-21	71.4%

Dead Ball Rebounds: 2, 1

Technical Fouls: NONE

Maryland - 76

Record: 17-5 (7-4)

NO. Name	Min	FG MA	3P MA	FT MA	Rebounds OR DR TOT	Fouls PF RD	TP AS TO ST	Blocks BS BA	+/-
9 Seldon Miguel	F 33:53	4-8	4-5	0-0	0 2 2	4 0 12	2 0 0 0	0 0	-2
10 Julian Reese	F 29:47	6-9	0-0	2-2	2 6 8	2 5 14	0 2 0 1	1 1 1	1
25 Derik Queen	C 30:45	3-14	0-0	6-8	2 10 12	3 5 12	2 0 1 2	0 5	
0 Ja'Kobi Gillespie	G 34:51	4-13	3-9	5-6	3 4 7	1 4 16	5 4 2 0	0 7	
1 Rodney Rice	G 29:51	5-9	3-6	3-5	0 1 1	4 3 16	2 0 1 0	0 8	
5 DeShawn Harris-Smith	16:49	1-3	1-1	0-0	2 2 4	0 0 3	1 1 0 0	2 10	
6 Tafara Gapare	18:31	1-3	1-2	0-0	0 3 3	3 2 3	0 0 0 1	0 9	
8 Jaylon Young	05:14	0-1	0-1	0-0	0 0 0	1 0 0	1 0 0 0	0 2	
22 Jordan Geronimo	00:19	0-0	0-0	0-0	0 0 0	0 0 0	0 0 0 0	0 0	
Team					0 1 1	0 1 1			
Totals		24-60	12-24	16-21	9 29 38	18 19 76	13 8 4 4	3 8	

Shooting By Period

1 st FG%	11-33	33.3%
3PT%	5-13	38.5%
FT%	5-7	71.4%
2 nd FG%	13-27	48.1%
3PT%	7-11	63.6%
FT%	11-14	78.6%
GM FG%	24-60	40.0%
3PT%	12-24	50.0%
FT%	16-21	76.2%

Dead Ball Rebounds: 4, 0


Technical Fouls: NONE

	WISC	UMD
Biggest lead	7 (1 st 6:52)	11 (2 nd 2:44)
Best Scoring Run	9 (2 nd 16:24)	11 (2 nd 8:36)
Lead Changes	5	
Times Tied	3	
Time with Lead	22:49	14:20

Points from	WISC	UMD
Turnovers	11	11
Paint	24	20
Second Chance	12	7
Fast Breaks	4	9
Bench	11	6

Period by Period Scoring	1st	2nd	TOT
WISC	31	37	68
UMD	32	44	76

GAME 22: #17 WISCONSIN 75, NORTHWESTERN 69
Feb. 1, 2025 • Evanston, IL. • Welsh-Ryan Arena

		Official Basketball Box Score - Final Wisconsin at Northwestern 02/01/25 Welsh-Ryan Arena, Evanston 2024-25 Men's Basketball										Game Time: 1:00 PM Game Duration: 2:02 Attendance: 7,039		Officials: Keith Kimble, Michael Irving, Mike Littlewood	
Wisconsin - 75		Record: 17-5 (7-4)													
NO. Name	Min	FG MA	3P MA	FT MA	Rebounds OR DR TOT	Fouls PF RD	TP AS TO ST	Blocks BS BA	+/-	Shooting By Period					
22 Steven Crowl	F 27:45	1-4	1-3	0-0	0 7 7	3 1 3	1 1 0 1	0 4		1 st FG%	8-28	28.6%			
31 Nolan Winter	F 20:19	2-5	2-4	4-6	1 4 5	2 4 10	1 2 0 0	0 2		3PT%	5-18	27.8%			
9 John Torje	G 37:32	8-18	5-11	6-6	1 1 2	0 4 27	3 2 0 0	0 2 2		2 nd FG%	14-25	56.0%			
11 Max Kiesmit	G 27:01	3-7	1-4	4-4	0 4 4	1 2 11	2 1 0 0	0 1		3PT%	8-14	57.1%			
25 John Blackwell	G 25:40	2-8	1-3	0-0	0 2 2	3 1 5	1 1 1 0	1 4		FT%	14-16	87.5%			
4 Kamari McGee	22:16	1-2	0-0	2-3	1 1 2	1 2 4	3 1 1 0	1 10		GM FG%	22-53	41.5%			
7 Carter Gilmore	24:05	5-7	3-5	2-2	2 5 7	2 2 15	1 0 0 0	0 11		3PT%	13-32	40.6%			
33 Jack Janicki	07:54	0-2	0-2	0-0	1 0 1	1 0 0	1 0 0 0	0 2		FT%	18-21	85.7%			
13 Xavier Amos	07:28	0-0	0-0	0-0	0 1 1	1 0 0	0 0 0 0	0 2		Dead Ball Rebounds: 1, 1					
Team					5 2 7	0 2 2									
Totals		22-53	13-32	18-21	11 27 38	14 16 75	13 10 2 1	4 6							
Technical Fouls: NONE															
Northwestern - 69		Record: 12-10 (3-8)													
NO. Name	Min	FG MA	3P MA	FT MA	Rebounds OR DR TOT	Fouls PF RD	TP AS TO ST	Blocks BS BA	+/-	Shooting By Period					
2 Nick Martinelli	F 40:00	6-18	1-5	2-3	1 6 7	2 5 15	2 2 2 0	0 -6		1 st FG%	11-26	42.3%			
34 Matthew Nicholson	C 29:23	4-5	0-0	2-2	3 3 6	2 5 10	2 0 0 2	1 6		3PT%	7-17	41.2%			
1 Jalen Leach	G 37:12	8-14	5-8	2-2	2 5 7	2 5 23	7 0 0 0	0 0		2 nd FG%	14-33	42.4%			
3 Ty Berry	G 27:17	4-10	4-8	2-2	0 4 4	4 1 14	1 1 1 0	0 0		3PT%	4-11	36.4%			
44 Angelo Ciaravino	G 20:31	0-6	0-3	0-0	0 1 1	2 1 0	2 2 1 1	0 -3		FT%	6-7	85.7%			
20 Justin Mullins	25:06	2-4	1-3	0-0	0 1 1	3 0 5	1 0 1 0	0 -14		GM FG%	25-59	42.4%			
5 Keenan Fitzmorris	10:33	1-1	0-0	0-0	0 0 0	1 0 2	1 0 0 1	0 -12		3PT%	11-28	39.3%			
24 K.J. Windham	09:18	0-1	0-1	0-0	0 2 2	0 1 0	0 0 0 0	0 1		FT%	8-9	88.9%			
43 Blake Smith	00:40	0-0	0-0	0-0	0 0 0	1 0 0	0 0 0 0	0 -2		Dead Ball Rebounds: 0, 0					
Team					1 0 1	0 0 0									
Totals		25-59	11-28	9-9	7 22 29	17 14 69	16 5 5 4	1 -6							
Technical Fouls: Mullins 1 st 6:54															
		UW NU		Points from		UW/NU		Period by Period Scoring							
Biggest lead		11 (2 nd 4:30)	9 (2 nd 14:40)	Turnovers		0 7		1st 2nd TOT							
Best Scoring Run		8 (1 st 5:46)	8 (1 st 17:19)	Paint		16 18		UW 25 50 75							
Lead Changes		3		Second Chance		12 14		NU 31 38 69							
Times Tied		7		Fast Breaks		2 7									
Time with Lead		10:16	25:15	Bench		19 7									

A full-page view of a blank sheet of white graph paper. The grid consists of thin, light gray horizontal and vertical lines intersecting at regular intervals to form small squares across the entire page. There are no margins, text, or other markings on the paper.

SPECIAL STATISTICS

Game	Pts off T/O (Wis / Opp)	Pts in Paint (Wis / Opp)	2nd Chance Pts (Wis / Opp)	Fast Break Pts (Wis / Opp)	Bench Pts (Wis / Opp)
11/04/24 HOLY CROSS	17 / 10	34 / 16	13 / 3	12 / 8	17 / 22
11/07/24 MONTANA STATE	10 / 12	24 / 14	10 / 4	9 / 6	15 / 16
11/10/24 APP STATE	16 / 2	48 / 24	10 / 10	8 / 0	20 / 18
11/15/24 #9 ARIZONA	14 / 12	26 / 42	5 / 24	8 / 13	23 / 19
11/18/24 UTRGV	15 / 6	28 / 24	16 / 14	14 / 6	12 / 31
11/22/24 vs. UCF	12 / 12	38 / 32	7 / 13	10 / 12	27 / 30
11/24/24 vs. Pitt	10 / 11	46 / 44	11 / 4	11 / 6	10 / 19
11/30/24 CHICAGO STATE	19 / 6	26 / 18	12 / 2	5 / 11	19 / 23
12/03/24 MICHIGAN	11 / 13	28 / 34	12 / 12	4 / 19	12 / 6
12/07/24 at Marquette	7 / 18	28 / 44	16 / 19	4 / 6	12 / 10
12/10/24 at Illinois	10 / 14	34 / 32	12 / 16	2 / 4	19 / 7
12/14/24 vs. Butler	10 / 5	40 / 24	11 / 10	5 / 12	13 / 14
12/22/24 DETROIT MERCY	10 / 12	36 / 14	16 / 2	7 / 9	22 / 8
1/03/25 IOWA	8 / 21	38 / 34	12 / 11	13 / 14	32 / 18
1/06/25 RUTGERS	6 / 15	38 / 28	8 / 6	10 / 12	13 / 41
1/10/25 MINNESOTA	19 / 13	22 / 24	18 / 10	6 / 6	14 / 18
1/14/25 OHIO STATE	13 / 9	28 / 32	7 / 14	8 / 11	16 / 16
1/18/25 USC	22 / 13	38 / 28	8 / 8	13 / 9	16 / 23
1/21/25 UCLA	13 / 10	20 / 30	13 / 10	0 / 4	12 / 41
1/26/25 NEBRASKA	17 / 3	26 / 20	5 / 10	12 / 7	27 / 21
1/29/25 MARYLAND	11 / 11	24 / 20	12 / 7	4 / 9	11 / 6
2/01/25 NORTHWESTERN	0 / 7	16 / 18	12 / 14	2 / 7	19 / 7
RUNNING TOTAL	267 / 235	686 / 568	246 / 227	167 / 191	384 / 414
PER GAME AVERAGE	12.1 / 10.7	31.2 / 25.8	11.2 / 10.3	7.6 / 8.7	17.5 / 18.8

TEAM SUPERLATIVES

WISCONSIN	HIGH		LOW	
• Points	116	vs. Iowa (1/3/25)	64	vs. Michigan (12/3/24)
• First-Half Points	55	vs. #9 Arizona (11/15/24)	25	at Northwestern (2/1/25)
• Second-Half Points	62	vs. Iowa (1/3/25)	32	2x; MR at Rutgers (1/6/25)
• Field Goals Made	40	vs. Iowa (1/3/25)	20	vs. Ohio State (1/14/25)
• Field Goal Attempts	70	vs. Appalachian State (11/10/24)	48	vs. Ohio State (1/14/25)
• Field Goal Percentage	.645 (40-62)	vs. Iowa (1/3/25)	.344 (22-64)	vs. Michigan (12/3/24)
• 3-Point Field Goals Made	21	vs. Iowa (1/3/25)	5	2x; MR vs. Ohio State (1/14/25)
• 3-Point Field Goal Attempts	37	vs. Nebraska (1/26/25)	20	2x; MR vs. Pitt (11/24/24)
• 3-Point Field Goal Pct. (min. 15 att.)	.677 (21-31)	vs. Iowa (1/3/25)	.200 (7-35)	vs. Detroit Mercy (12/22/24)
• Free Throws Made	41	vs. #9 Arizona (11/15/24)	6	2x; MR vs. Nebraska (1/26/25)
• Free Throw Attempts	47	vs. #9 Arizona (11/15/24)	6	at Rutgers (1/6/25)
• Free Throw Pct. (min. 15 att.)	1.000 (16-16)	vs. Holy Cross (11/4/24)	.667 (14-21)	at Illinois (12/10/24)
• Offensive Rebounds	16	2x; MR vs. Detroit Mercy (12/22/24)	2	vs. #9 Arizona (11/15/24)
• Defensive Rebounds	38	vs. Nebraska (1/26/25)	18	at Illinois (12/10/24)
• Total Rebounds	50	vs. Detroit Mercy (12/22/24)	27	at USC (1/18/25)
• Fouls	31	vs. #9 Arizona (11/15/24)	10	vs. Chicago St (11/30/24)
• Assists	26	vs. Iowa (1/3/25)	6	vs. Ohio State (1/14/25)
• Turnovers	16	2x; MR at Rutgers (1/6/25)	2	vs. Butler (12/14/24)
• Steals	14	vs. Appalachian State (11/10/24)	2	4x; MR at Northwestern (2/1/25)
• Blocked Shots	6	vs. Detroit Mercy (12/22/24)	0	2x; MR vs. Iowa (1/3/25)

OPPONENT	HIGH		LOW	
• Points	88	2x; MR at #5 Marquette (12/7/24)	53	2x; MR vs. Detroit Mercy (12/22/24)
• First-Half Points	52	vs. UTRGV (11/18/24)	20	2x; MR vs. Ohio State (1/14/25)
• Second-Half Points	51	at #5 Marquette (12/7/24)	25	vs. Holy Cross (11/4/24)
• Field Goals Made	32	vs. Iowa (1/3/25)	20	vs. Chicago St (11/30/24)
• Field Goal Attempts	74	vs. #9 Arizona (11/15/24)	51	vs. Butler (12/14/24)
• Field Goal Percentage	.509 (29-57)	at UCLA (1/21/25)	.333 (22-66)	vs. Detroit Mercy (12/22/24)
• 3-Point Field Goals Made	13	vs. UTRGV (11/18/24)	2	vs. UCF (11/22/24)
• 3-Point Field Goal Attempts	33	2x; MR at Illinois (12/10/24)	8	vs. Detroit Mercy (12/22/24)
• 3-Point Field Goal Pct. (min. 15 att.)	.500 (12-24)	at Maryland (1/29/25)	.118 (2-17)	vs. UCF (11/22/24)
• Free Throws Made	28	vs. #9 Arizona (11/15/24)	3	vs. Nebraska (1/26/25)
• Free Throw Attempts	40	vs. #9 Arizona (11/15/24)	6	vs. Detroit Mercy (12/22/24)
• Free Throw Pct. (min. 15 att.)	.880 (22-25)	at Illinois (12/10/24)	.462 (6-13)	at Rutgers (1/6/25)
• Offensive Rebounds	24	vs. #9 Arizona (11/15/24)	3	vs. Holy Cross (11/4/24)
• Defensive Rebounds	30	vs. Michigan (12/3/24)	14	vs. Iowa (1/3/25)
• Total Rebounds	52	vs. #9 Arizona (11/15/24)	21	2x; MR vs. Iowa (1/3/25)
• Fouls	32	vs. #9 Arizona (11/15/24)	11	vs. Nebraska (1/26/25)
• Assists	17	at #5 Marquette (12/7/24)	5	vs. Detroit Mercy (12/22/24)
• Turnovers	18	vs. Appalachian State (11/10/24)	5	2x; MR at Northwestern (2/1/25)
• Steals	9	at #5 Marquette (12/7/24)	1	2x; MR vs. Butler (12/14/24)
• Blocked Shots	11	vs. Michigan (12/3/24)	0	2x MR at USC (1/18/25)

MISCELLANEOUS	HIGH	SECOND-HIGHEST
• UW's Largest Deficit Overcome in Win	16 (5-21, 13:39 1H) vs. Holy Cross (11/4/24)	14 (11-25, 7:29 1H) vs. Pitt (11/24/24)
• UW's Largest Deficit Overcome in Win (2nd Half/OT)	9 (2x) MR (35-44, 14:40 2H) at Northwestern (2/1/25)	7 (54-61, 15:44 2H) vs. UTRGV (11/18/24)
• UW's Largest Lead Surrendered in Loss	9 (2x) MR (41-32, 0:07 1H) at UCLA (1/21/25)	7 (23-16, 6:52 1H) at Maryland (1/29/25)
• UW's Largest Lead Surrendered in Loss (2nd Half/OT)	7 (43-36, 19:42 2H) at UCLA (1/21/25)	6 (2x) MR (42-36, 16:24 2H) at Maryland (1/29/25)
• UW's Largest Halftime Lead	17 vs. Ohio State (1/14/25)	16 vs. Appalachian State (11/10/24)
• UW's Largest Halftime Deficit	7 vs. Pitt (11/24/24)	6 at Northwestern (2/1/25)
• UW's Largest Lead	34 (116-82 , 0:21 2H) 2x; MR vs. Iowa (1/3/25)	32 (68-36, 7:57 2H) vs. Detroit Mercy (12/22/24)
• UW's Largest Deficit	16 (5-21, 13:39 1H) vs. Holy Cross (11/4/24)	15 (70-55, 8:49 2H) at #5 Marquette (12/7/24)

INDIVIDUAL SUPERLATIVES

WISCONSIN	HIGH	SECOND-HIGHEST
• Points	41 John Tonje vs. #9 Arizona (11/15/24)	33 John Tonje vs. Pitt (11/24/24)
• First-Half Points	22 John Tonje vs. #9 Arizona (11/15/24)	16 3x; MR Tonje at Northwestern (2/1/25)
• Second-Half Points	25 John Tonje vs. Pitt (11/24/24)	20 John Blackwell vs. UTRGV (11/18/24)
• Field Goals Made	11 4x; MR Blackwell at USC (1/18/25)	9 John Tonje vs. Nebraska (1/26/25)
• Field Goal Attempts	19 2x; MR Tonje vs. Nebraska (1/26/25)	18 3x; MR Tonje at Northwestern (2/1/25)
• Field Goal Percentage (min. 7 att.)	.889 (8-9) John Tonje at UCLA (1/21/25)	.857 (6-7) 2x; MR Winter at USC (1/18/25)
• 3-Point Field Goals Made	6 4x; MR Tonje at UCLA (1/21/25)	5 3x; MR Tonje at Northwestern (2/1/25)
• 3-Point Field Goal Attempts	11 4x; MR Tonje at Northwestern (2/1/25)	10 John Blackwell vs. Iowa (1/3/25)
• 3-Point Field Goal Pct. (min. 5 att.)	.857 (6-7) John Tonje at UCLA (1/21/25)	.800 (4-5) Kamari McGee vs Iowa (1/3/25)
• Free Throws Made	21 John Tonje vs. #9 Arizona (11/15/24)	10 4x; MR Blackwell at UCLA (1/21/25)
• Free Throw Attempts	22 John Tonje vs. #9 Arizona (11/15/24)	12 John Tonje vs. Ohio State (1/14/25)
• Free Throw Pct. (min. 9 att.)	1.000 (10-10) 3x; MR Tonje vs. Ohio State (1/14/25)	.955 (21-22) John Tonje vs. #9 Arizona (11/15/24)
• Offensive Rebounds	6 Nolan Winter vs. App State (11/10/24)	5 2x; MR Winter vs. Detroit Mercy (12/22/24)
• Defensive Rebounds	8 2x; MR Tonje at Rutgers (1/6/25)	7 7x; MR Crowl at Northwestern (2/1/25)
• Total Rebounds	11 2x; MR Winter vs. Detroit Mercy (12/22/24)	10 2x; MR Crowl at Rutgers (1/6/25)
• Fouls	5 8x; MR Blackwell at UCLA (1/21/25)	4 10x; MR 2 players at Maryland (1/29/25)
• Assists	6 2x; MR Klesmit vs. Iowa (1/3/25)	5 8x; MR Gilmore at UCLA (1/21/25)
• Turnovers	5 3x; Blackwell at Rutgers (1/6/25)	4 5x; MR Blackwell at UCLA (1/21/25)
• Steals	5 Max Klesmit vs. Appalachian State (11/10/24)	3 2x; MR McGee vs. Minnesota (1/10/25)
• Blocked Shots	3 2x; MR Janicki vs. Detroit Mercy (12/22/24)	2 4x; MR Winter vs. Nebraska (1/26/25)

OPPONENT	HIGH	SECOND-HIGHEST
• Points	32 Kam Jones at #5 Marquette (12/7/24)	24 2x; MR Jakucionis at Illinois (12/10/24)
• First-Half Points	16 2x; MR Bradley vs. #9 Arizona (11/15/24)	14 3x; MR Garcia vs. Minnesota (1/10/25)
• Second-Half Points	19 2x; MR Thornton vs Ohio State (1/14/25)	17 Vladislav Goldin vs. Michigan (12/3/24)
• Field Goals Made	12 Kam Jones at #5 Marquette (12/7/24)	9 4x; MR Thelwell vs. Iowa (1/3/25)
• Field Goal Attempts	21 Kam Jones at #5 Marquette (12/7/24)	20 Lovejoy vs. Detroit Mercy (12/22/24)
• Field Goal Percentage (min. 7 att.)	1.000 (7-7) Aday Mara at UCLA (1/21/25)	.875 (7-8) Cameron Corhen vs. Pitt (11/24/24)
• 3-Point Field Goals Made	5 Jalen Leach at Northwestern (2/1/25)	4 5x; MR Berry at Northwestern (2/1/25)
• 3-Point Field Goal Attempts	9 Ja'Kobi Gillespie at Maryland (1/29/25)	8 5x; MR 2 Players at Northwestern (2/1/25)
• 3-Point Field Goal Pct. (min. 5 att.)	.800 (4-5) Selton Miguel at Maryland (1/29/25)	.625 (5-8) Jalen Leach at Northwestern (2/1/25)
• Free Throws Made	9 Tre White at Illinois (12/10/24)	8 2x; MR Mara at UCLA (1/21/25)
• Free Throw Attempts	13 Jaden Bradley vs. #9 Arizona (11/15/24)	11 Aday Mara at UCLA (1/21/25)
• Free Throw Pct. (min. 8 att.)	.900 (9-10) Tre White at Illinois (12/10/24)	.889 (8-9) Chase Ross at #5 Marquette (12/7/24)
• Offensive Rebounds	7 Tobe Awaka vs. #9 Arizona (11/15/24)	5 Ivan Njegovan vs Ohio State (1/14/25)
• Defensive Rebounds	10 2x; MR Queen at Maryland (1/29/25)	9 2x; MR Agbo at USC (1/18/25)
• Total Rebounds	13 Tobe Awaka vs. #9 Arizona (11/15/24)	12 Derik Queen at Maryland (1/29/25)
• Fouls	5 8x; MR 2 Players at UCLA (1/21/25)	4 26x; Berry at Northwestern (2/1/25)
• Assists	7 2x; MR Leach at Northwestern (2/1/25)	6 3x; MR Boswell at Illinois (12/10/24)
• Turnovers	5 3x; MR Claude at USC (1/18/25)	4 11x; MR Gillespie at Maryland (1/29/25)
• Steals	4 2x; MR Thelwell vs. Iowa (1/3/25)	3 4x; MR Worster vs. Nebraska (1/26/25)
• Blocked Shots	5 Danny Wolf vs. Michigan (12/3/24)	3 2x; MR Screen vs. Butler (12/14/24)

THE LAST TIME WISCONSIN...

Wisconsin Team

UW ranked No. 1 in AP Top 25: Feb. 21, 2007
UW ranked in AP Top 25: No. 17 (1/26/25)
UW ranked in USA Today Coaches Poll: No. 17 (1/26/25)
Played AP No. 1-ranked opponent: Loss at Arizona, 98-73 (12/9/23)
Defeated AP No. 1-ranked opponent: Villanova, 65-62 (3/18/17)
Played AP No. 2-ranked opponent: Loss vs. Purdue, 69-75 (2/4/24)
Defeated opponent ranked 3-10 by AP: Win vs. No. 9 Arizona, 103-88 (11/15/24)
Defeated opponent ranked 11-25 by AP: Win vs. No. 24 Virginia, 65-41 (11/20/23)
Defeated AP Top 25 opponent on the road: Win at No. 17 Michigan St, 70-62 (2/8/22)

Scoring

Scored 20 or more points: 27, Tonje at Northwestern (2/1/25)
Scored 30 or more points: 32, John Blackwell vs. Iowa (1/3/25)
Scored 40 or more points: 41, John Tonje vs. #9 Arizona (11/15/24)
Two or more Badgers scored 30 points, same game: Joe Franklin (31) and Chuck Nagle (30) vs. Purdue (3/2/68) — only other time this happened in school history was Jack Brens (31) and Ken Siebel (31) vs. Utah (12/28/62)
Two or more Badgers scored 20 points, same game: John Tonje (24) and John Blackwell (23) at UCLA (1/21/25)
Three or more Badgers scored 20 points, same game: Jon Leuer (24), Josh Gasser (21), Jordan Taylor (20), vs. PVAMU (11/14/10)
Scored 20 points in one half: John Tonje 25 points 2H vs. Pitt (11/24/24)
Scored 20 points/two straight games: John Tonje (24 at UCLA, 1/21/25; 27 vs. Nebraska, 1/26/25; 23 at Maryland, 1/29/25; 27 at Northwestern, 2/1/25)
Scored 20 points/three straight games: John Tonje (24 at UCLA, 1/21/25; 27 vs. Nebraska, 1/26/25; 23 at Maryland, 1/29/25; 27 at Northwestern, 2/1/25)
Scored 20 points/four straight games: John Tonje (24 at UCLA, 1/21/25; 27 vs. Nebraska, 1/26/25; 23 at Maryland, 1/29/25; 27 at Northwestern, 2/1/25)
Scored 20 points/five straight games: Johnny Davis (26 vs. Iowa, 1/6/22; 37 at #3 Purdue, 1/3/22; 20 vs. Illinois State, 12/29/21; 24 at #21 Ohio State, 12/11/21; 23 vs. Indiana, 12/8/21)
Scored 30 points/two straight games: Michael Finley (30 at Michigan, 1/29/94; 32 vs. Michigan State, 2/2/94)
No Badger scored in double figures: vs. Marquette (12/8/12)
One Badger scored in double figures: 14, Connor Essegian at Indiana (1/14/23)
Four players scored in double figures: Nolan Winter (13), Kamari McGee (10), Max Klesmit (18) and John Blackwell (28) at USC (1/18/25)
Five players scored in double figures: Steven Crowl (14), John Tonje (12), Kamari McGee (12), John Blackwell (32) and Nolan Winter (18) vs. Iowa (1/3/25)
Six players scored in double figures: Reuvers (19), Davison (15), Ford (12), King (12), Trice (11) and Pritzl (10) vs. Green Bay (11/21/19)
UW Scored 70 or more points: 75, at Northwestern (2/1/25)
UW Scored 80 or more points: 83, vs Nebraska (1/26/25)
UW Scored 90 or more points: 116, vs. Iowa (1/3/25)
UW Scored 100 or more points: 116, vs. Iowa (1/3/25)

Field Goal Shooting

Shot 90 percent or better (min. 10 att.): .900 (9-10), Carlton McGee vs. Michigan (2/26/92)
UW shot 50 percent or better: .510 (25-49), at UCLA (1/21/25)
UW shot 60 percent or better: .645 (40-62), vs. Iowa (1/3/25)
UW shot 70 percent or better: .744, vs. Army (12/30/79)
UW made 30 or more field goals: 30, vs Nebraska (1/26/25)
UW made 40 or more field goals: 40, vs. Iowa (1/3/25)
UW made 50 or more field goals: Has not happened
UW attempted 60 or more field goals: 63, vs Nebraska (1/26/25)
UW attempted 70 or more field goals: 70, vs. Appalachian State (11/10/24)
UW attempted 80 or more field goals: 83, vs. Northwestern (1/28/95)
UW attempted 100 or more field goals: 102, vs. South Dakota (12/9/72)

3-Point Field Goal Shooting

Made 5 or more 3-point field goals: John Tonje (5-11 3FG) at Northwestern (2/1/25)
UW shot 40 percent or better (min. 8 att.): .406 (13-32) at Northwestern (2/1/25)
UW shot 50 percent or better (min. 8 att.): .500 (15-30) at UCLA (1/21/25)
UW shot 60 percent or better (min. 8 att.): .677 (21-31) vs. Iowa (1/3/25)
UW shot 70 percent or better (min. 8 att.): .727, at Indiana (2/25/10)
UW shot 80 percent or better (min. 8 att.): .889, vs. North Dakota St. (12/10/86)
UW shot 90 percent or better (min. 8 att.): .900, at Illinois (1/25/97)
UW made 10 or more 3-point field goals: 13, at Northwestern (2/1/25)
UW made 15 or more 3-point field goals: 17, vs Nebraska (1/26/25)
UW attempted 30 or more 3-point field goals: 32, at Northwestern (2/1/25)
UW attempted 40 or more 3-point field goals: 40, vs. Temple (12/3/01)

Double-Double / Triple-Double

Triple-double: Ethan Happ (13 pts, 12 reb, 11 ast) vs. Northwestern (1/26/19)
Double-double (Pts/Reb): Steven Crowl (18 pts, 10 reb) at Rutgers (1/6/25)
Double-double (Pts/Ast): Ethan Happ (10 pts, 11 reb, 12 ast) vs. Coppin St. (11/6/18)
Double-double (Ast/Reb): Ethan Happ (10 pts, 11 reb, 12 ast) vs. Coppin St. (11/6/18)
Double-double in consecutive games: Tyler Wahl vs. Iowa (2/22), at Michigan (2/26/23)
Two with double-double: Storr (14p, 12r) and Crowl (16p, 10r) vs. Ohio St (2/13/24)

Free Throw Shooting

Perfect at the FT line (min. 10 att.): 10-10, John Tonje vs. Ohio State (1/14/25)
UW shot 80 percent or better (min. 12 att.): .857 (18-21), at Northwestern (2/1/25)
UW shot 90 percent or better (min. 12 att.): .926 (25-27), vs. Butler (12/14/24)
UW shot 100 percent (min. 12 att.): 16-16, vs. Holy Cross (11/4/24)
UW made 20 or more free throws: 25, vs. Ohio State (1/14/25)
UW made 30 or more free throws: 41, vs. #9 Arizona (11/15/24)
UW made 40 or more free throws: 41 vs. #9 Arizona (11/15/24)
UW attempted 30 or more free throws: 32, vs. UTRGV (11/18/24)
UW attempted 40 or more free throws: 47, vs. #9 Arizona (11/15/24)
UW attempted 50 or more free throws: 50, at Indiana (2/12/62)
UW attempted 60 or more free throws: 61, at Michigan (2/21/53)

Rebounds

Had 10+ rebounds: 10, Steven Crowl at Rutgers (1/6/25)
Had 15+ rebounds: 15, Johnny Davis vs. Minnesota (1/30/22)
Had 20+ rebounds: 25, Joe Chernelich vs. St. Mary's (12/2/76)
Had 30+ rebounds: 30, Paul Morrow vs. Purdue (1/3/53)
Had 10+ reb. in consecutive games: Tyler Wahl, Two Straight (2/22/23, 2/26/23)
UW had 40+ rebounds: 43, vs Nebraska (1/26/25)
UW had 50+ rebounds: 50, vs. Detroit Mercy (12/22/24)

Assists

Had 10 or more assists: 11, Ethan Happ vs. Northwestern (1/26/19)
Had 15 or more assists: Has not happened
UW had 20 or more assists: 26, vs. Iowa (1/3/25)
UW had 30 or more assists: 30, vs. Iowa (3/9/94)

Blocked Shots

Had 5 or more blocked shots: 9 Nate Reuvers vs. Eastern Illinois (11/8/19)
Had 10 or more blocked shots: Has not happened
UW had 10 or more blocked shots: 10 vs. Eastern Illinois (11/25/20)
UW had 15 or more blocked shots: Has not happened

Steals

Had 5 or more steals: 5, Max Klesmit vs. Appalachian State (11/10/24)
Had 10 or more steals: 10, Mike Kelley vs. Texas (12/7/99)
UW had 10 or more steals: 14, vs. Appalachian State (11/10/24)
UW had 15 or more steals: 16, vs. California (12/2/12)

Turnovers

UW had 1 or fewer turnovers: 1, vs. Iowa (1/20/15)
UW had 5 or fewer turnovers: 3, vs. Butler (12/14/24)
UW had 0 turnovers in a half: 0 in 2H, vs. Western Michigan (12/30/22)
Opponent committed 15 or more turnovers: 15, vs. Minnesota (1/10/25)
Opponent committed 20 or more turnovers: 21, Robert Morris (11/17/23)

Overtime

Won a game in overtime: 76-75, vs. Purdue (3/16/24)
Lost a game in overtime: 86-88, at Iowa (2/17/24)
Played a 2-overtime game: win vs. Indiana (80-73), 1/7/21
Played a 3-overtime game: loss vs. Indiana (85-86), 2/16/87
Played in consecutive OT games: at Penn State (2/8/23) and at Nebraska (2/11/23)

Miscellaneous

Hit a buzzer beater: vs. Purdue, 3/16/24 (Chucky Hepburn scores layup, UW 66-66)
Won after trailing by at least 10 pts in second half: 10 vs. SMU, 12/22/23 (down 40-30, 13:00 remaining - won 69-61)
Won after trailing by at least 15 pts in second half: 17 vs. Indiana, 12/8/21 (down 42-25, 19:43 remaining - won 64-59)
UW scored 10 straight points or more: 11-0 (7:58 1H) vs Nebraska (1/26/25)
UW scored 15 straight points or more: 24-0 (10:45 - 2:44 1H) vs. App State (11/10/24)
UW held opp. scoreless 5:00+ min: 5:09 (13:57 1H - 8:48 1H) at USC (1/18/25)
UW held opp. scoreless for 8:00+ min: 8:42 (7:42 1H - 19:18 2H) vs. Michigan (12/3/24)