



# WISCONSIN BASKETBALL

27 NCAA TOURNAMENT APPEARANCES | 4 FINAL FOURS | 23 BIG TEN CHAMPIONSHIPS | 22 CONSENSUS ALL-AMERICANS

## #11 WISCONSIN BADGERS

21-6, 11-5 BIG TEN



**Head Coach:** Greg Gard  
**Record at WIS:** 207-113 (10th season)  
**Overall Record:** Same  
**Gard vs. WASH:** First meeting

VS.

## WASHINGTON HUSKIES

13-14, 4-12 BIG TEN



**Head Coach:** Danny Sprinkle  
**Record at WASH:** 13-14 (1st season)  
**Overall Record:** 122-64 (6th season)  
**Sprinkle vs. WIS:** First meeting

TUESDAY, FEB. 25 | 8 P.M. (CT) | PEACOCK | MADISON, WIS. | KOHL CENTER

## BADGERS WELCOME WASHINGTON TO BIG TEN TUESDAY

- Wisconsin looks to get back in the win column when it hosts Washington on Tuesday in the first meeting as Big Ten foes. Tip is set for 8 p.m. (CT) on Peacock.
- Up next, the Badgers travel to #8 Michigan St. for a March 2 match-up on CBS.

## FAST BREAK FACTS

- **POWER OF US GAME:** Tuesday's game will be a celebration of UW Athletics' "Power of Us" initiative. Learn more on page 3.
- **TRENDING UP:** Wisconsin sits at No. 11 in the AP poll, No. 9 in KenPom and No. 13 in the NET.
  - The Badgers are 14-6 in Quad 1/2 games with 7 Quad 1 wins and just 1 loss outside of Quad 1. UW is 1 of 7 schools with 14+ Q1/2 wins.
  - The Badgers' 21-5 record matches the 3rd-best start under **Greg Gard**. (pg 4)
- **GARD ON NAISMITH LIST:** Head coach **Greg Gard** was 1 of 15 coaches named to the Naismith Men's Coach of the Year Watch List. In his 10th season, Gard owns a 115-75 (60.5%) Big Ten record and the 7th-best win pct among B1G coaches of the last 45 years. (pg 7 & 13)
  - Including 21 wins this season, Gard has been at the helm for 7 of the 20 single-season win totals in Wisconsin history. (pg 7)
- **OFFENSIVELY ELITE:** Wisconsin has put together one of the nation's most prolific offenses. The 9th-most efficient offense according to KenPom.com, the Badgers are averaging 81.7 ppg, the team's most since 1970-71 (pg 4).
  - The Badgers have scored at least 80 points in 15 games this season, matching the most in school history (1963-64 and 1970-71).
- **HOT SHOTS:** Wisconsin leads the Big Ten in both 3FG Pct. (38.3%) and 3FGs per game (11.0) during conference play. (pg 4)
  - UW also leads the nation and is on pace to set the NCAA record, shooting 83.6% at the FT line. It ranks 28th in the NCAA at 16.8 FTs/gm. (pg 8)
- **HOME COOKIN:** Wisconsin is 13-2 at home this season, winning by an average of 15.8 ppg.
- **DEFENSE STILL WINS:** Dating back to last season, Wisconsin is 30-1 when holding foes to 70 or fewer points (14-1 this year).
  - During conference play, the Badgers rank 4th in the B1G in scoring defense (71.5 ppg) and 2nd in FG% def. (42.1%).
- **TOP-10 TAKEDOWN:** Wisconsin's 94-84 win at No. 7 Purdue last Saturday was the team's 14th win over an AP top-10 team under Greg Gard, including 5 on the road. (pg 11)
- **TONJE TAKEOVER:** Big Ten Player of the Year candidate **John Tonje** is tied for the Big Ten scoring lead with 19.7 ppg. (pg 5-6)
  - Sitting 4th on KenPom's National Player of the Year rankings, Tonje ranks 2nd in the Big Ten in both 3FG Pct (41.5%) and 3FGs per game (2.8) during conference play.
- **CENTURY CLUB?** Graduate student **Steven Crowl** has played in 99 wins during his Wisconsin career. With 1 more win he will become the 8th player in school history to hit 100 wins. (pg 9)
- **BLACKWELL BREAKOUT:** Soph. **John Blackwell** is enjoying a breakout season, averaging 14.9 ppg and 4.8 rpg, including a trio of games scoring at least 28 points. (pg 7)
- **WINTER IS COMING:** Soph. **Nolan Winter** has made 1 of the biggest jumps in the Big Ten averaging 10.0 ppg, 5.6 rpg and shooting a team-high 57.1% FGs, including 37.1% from deep. (pg 9)
- **MCGEE IMPACT:** One of the top Sixth Men in the B1G, **Kamari McGee** leads the nation shooting 56.1% from 3FGs with a 3.3 A/T ratio. (pg 10)



A midseason National Player of the Year candidate, **John Tonje** leads the nation in scoring since Jan. 21, averaging 24.8 ppg over that 9-game stretch.

## POTENTIAL STARTING FIVE

No.	Name	Pts.	Reb.	Ast.	Of Note
9	JOHN TONJE	19.7	4.9	1.8	Midseason National POY candidate; 39.7% 3FG; 91.1% FT
11	MAX KLESMIT	10.1	2.5	2.8	1,406 career points; 250 career 3FGs; 84.5% FT Pct.
22	STEVEN CROWL	9.5	5.6	2.4	99 career wins played in; 6th in UW history with 809 reb.
25	JOHN BLACKWELL	14.9	4.8	2.2	Career-high 32 points vs. Iowa (1/3)
31	NOLAN WINTER	10.0	5.6	1.0	Leads the Big Ten shooting 70.1% on 2-point FGs

## 2024-25 SCHEDULE

Nov. 4	HOLY CROSS	W, 85-61
Nov. 7	MONTANA STATE	W, 79-67
Nov. 10	APPALACHIAN STATE	W, 87-56
Nov. 15	ARIZONA [#9]	W, 103-88
Nov. 18	UT RIO GRANDE VALLEY	W, 87-84

## GREENBRIER TIP-OFF (White Sulphur Springs, WV)

Nov. 22	vs. UCF [RV]	W, 86-70
Nov. 24	vs. Pitt [RV]	W, 81-75
Nov. 30	CHICAGO STATE	W, 74-53
Dec. 3	MICHIGAN [RV]	L, 64-67
Dec. 7	at Marquette [#5]	L, 74-88
Dec. 10	at Illinois [RV]	L, 80-86
Dec. 14	vs. Butler (Gainbridge, Indy)	W, 83-74
Dec. 22	DETROIT MERCY	W, 76-53
Jan. 3	IOWA	W, 116-85
Jan. 6	at Rutgers	W, 75-63
Jan. 10	MINNESOTA	W, 80-59
Jan. 14	OHIO STATE	W, 70-68
Jan. 18	at USC	W, 84-69
Jan. 21	at UCLA	L, 83-85
Jan. 26	NEBRASKA	W, 83-55
Jan. 29	at Maryland	L, 68-76
Feb. 1	at Northwestern	W, 75-69
Feb. 4	INDIANA	W, 76-64
Feb. 8	at Iowa	W, 74-63
Feb. 15	at Purdue [#7]	W, 94-84
Feb. 18	ILLINOIS	W, 95-74
Feb. 22	OREGON	L, 73-77 (ot)
Feb. 25	WASHINGTON	8 PM
March 2	at Michigan State [#8]	12:30 PM
March 5	at Minnesota	7:30 PM
March 8	PENN STATE	Noon

## BIG TEN TOURNAMENT (Indianapolis, Ind.)

March 12-16 at Gainbridge Fieldhouse

Home games in **BOLD CAPS**

## FOLLOW THE #BADGERS

### TV: PEACOCK

Play-by-Play:	Noah Eagle
Analyst:	Austin Rivers

### RADIO: BADGER SPORTS NETWORK

Varsity Network App | SiriusXM channel 85 or 382

Play-by-Play:	Matt Lepay
Analyst:	Brian Butch

### SOCIAL MEDIA: #ONWISCONSIN

X/Twitter:	@BadgerMBB
Instagram:	@BadgerMBB
Facebook:	/WisconsinMensBasketball

**BASKETBALL COMMUNICATIONS****GENERAL INFORMATION**

- 1440 Monroe Street, Madison, WI 53711
- www.UWBadgers.com

**AJ HARRISON**  
**ASSISTANT DIRECTOR OF BRAND COMMUNICATIONS**

Phone: (608) 279-8641  
 Email: AH3@athletics.wisc.edu  
 X/Twitter: @ajharrison1


**PATRICK HERB**  
**ASST. ATHLETIC DIRECTOR, STRATEGIC COMMUNICATIONS**

Phone: (608) 957-2085  
 Email: PAH@athletics.wisc.edu  
 X/Twitter: @PatrickHerb

**MEDIA RESOURCES****CREDENTIAL APPLICATIONS**

- www.sportssystem.com/Wisconsin

**BIG TEN MEDIA EMAIL LIST**

- office.bigten.org/media

**WISCONSIN BASKETBALL RECORD BOOK**

- www.go.wisc.edu/MBBRecordBook

**WIRELESS INTERNET ACCESS (CAMP RANDALL)**

- BadgerWiFi (connect and register with email address)

**LIVE STATS - STATBROADCAST (KOHL CENTER)**

- Wisconsin.StatBroadcast.com

**OFFICIAL SOCIAL MEDIA CHANNELS**

- Twitter: @BadgerMBB
- Instagram: @BadgerMBB
- Facebook: /WisconsinMensBasketball
- YouTube: /WisconsinBadgers

**RADIO**

- Badger Radio Network

**MATT LEPAY**

The Voice of the Badgers (PxP)  
 Address: P.O. Box 99  
 Madison, WI 53701  
 Phone: 608-274-5450

**Credentials:** 2024-25 Wisconsin men's basketball season/game credentials must be requested online: www.sportssystem.com/Wisconsin

For more info/questions, contact **AJ Harrison** with questions (608-279-8641). Approved credentials will be either mailed or made available at the Brand Communications Office or with the parking attendant (white vehicle) at the entrance to Lot 46 on Frances Street, one block north of the Kohl Center

**Sports Reference:** Select statistical support provided by Sports Reference's Stathead.



**GUARD**  
**2 Jack Robison**

Freshman  
 Lakeville, Minn.




**GUARD**  
**3 Camren Hunter**

Junior  
 Bryant, Ark.



**GUARD**  
**4 Kamari McGee**

Senior, 6-0, 180  
 Racine, Wis.




**GUARD**  
**5 Daniel Freitag**

Freshman  
 Bloomington, Minn.



**FORWARD**  
**7 Carter Gilmore**

Senior, 6-4, 200  
 Hartland, Wis.



**GUARD**  
**9 John Tonje**

Grad Student, 6-4, 215  
 North Omaha, Neb.



**GUARD**  
**11 Max Klesmit**

Senior, 6-4, 200  
 Neenah, Wis.



**FORWARD**  
**13 Xavier Amos**

Junior  
 Chicago, Ill.



**GUARD**  
**14 Aidan Konop**

Freshman  
 Sussex, Wis.



**GUARD**  
**15 Isaac Gard**

Junior, 6-2, 165  
 Oregon, Wis.



**FORWARD**  
**18 Riccardo Greppi**

Freshman  
 Italy



**FORWARD**  
**21 Chris Hodges**

Junior, 6-9, 250  
 Schaumburg, Ill.



**FORWARD**  
**22 Steven Crowl**

Grad Student, 7-0, 247  
 Eagan, Minn.



**GUARD**  
**25 John Blackwell**

Sophomore, 6-4, 203  
 Bloomfield Hills, Mich.



**FORWARD**  
**31 Nolan Winter**

Sophomore, 7-0, 220  
 Lakeville, Minn.



**GUARD**  
**33 Jack Janicki**

R-Freshman, 6-5, 190  
 White Bear Lake, Minn.



**FORWARD**  
**35 Markus Ilver**

Senior, 6-9, 225  
 Tallinn, Estonia



**HEAD COACH**  
**Greg Gard**

10th season at Wisconsin



**ASSOC. HEAD COACH**  
**Joe Krabbenhoft**

9th season at Wisconsin



**ASSISTANT COACH**  
**Sharif Chambliss**

4th season at Wisconsin



**ASSISTANT COACH**  
**Lance Randall**

1st season at Wisconsin



**SPECIAL AST TO HEAD COACH**  
**Kirk Penney**

2nd season at Wisconsin



**DIR PLAYER DEVELOPMENT**  
**Greg Stiemsma**

1st season at Wisconsin



**STRENGTH COACH**  
**Jim Snider**

20th season at Wisconsin



**ATHLETIC TRAINER**  
**Brent Neuharth**

6th season at Wisconsin

#NAME	POS	HT	WT	YR/ELIG	HOMETOWN (HS/LAST SCHOOL)	PRONUNCIATION
2 Jack Robison	F	6-5	190	Fr. / Fr.	Lakeville, Minn. (Lakeville North)	RAH-buh-son
3 Camren Hunter	G	6-2	222	4th / Jr.	Bryant, Ark. (Bryant/Central Arkansas)	
4 Kamari McGee	G	6-0	181	4th / Sr.	Racine, Wis. (Racine St. Catherine's)	cuh-MAR-ee
5 Daniel Freitag	G	6-2	181	Fr. / Fr.	Bloomington, Minn. (Breck)	FREE-tag
7 Carter Gilmore	F	6-7	225	5th / Sr.	Hartland, Wis. (Arrowhead)	
9 John Tonje	G	6-5	218	Gr. / Gr.	N. Omaha, Neb. (Omaha Central/Missouri)	TAHN-jay
11 Max Klesmit	G	6-4	204	5th / Sr.	Neenah, Wis. (Neenah)	KLEZ-mitt
13 Xavier Amos	F	6-7	216	Jr. / Jr.	Chicago, Ill. (Whitney Young/NIU)	EX-zavier A-miss
14 Aidan Konop	G	6-2	195	Fr. / Fr.	Sussex, Wis. (Sussex Hamilton)	cuh-NOP
15 Isaac Gard	G	6-3	170	3rd / Jr.	Oregon, Wis. (Oregon)	
18 Riccardo Greppi	F	6-10	255	Fr. / Fr.	Lecco, Italy (Verona, Italy)	
21 Chris Hodges	F	6-9	257	4th / Jr.	Schaumburg, Ill. (Schaumburg)	
22 Steven Crowl	F	7-0	248	5th / Sr.	Eagan, Minn. (Eastview)	(rhymes with growl)
25 John Blackwell	G	6-4	203	2nd / So.	Bloomfield Hills, Mich. (Brother Rice)	
31 Nolan Winter	F	7-0	235	2nd / So.	Lakeville, Minn. (Lakeville North)	
33 Jack Janicki	G	6-5	198	2nd / R-Fr.	White Bear Lake, Minn. (White Bear Lake)	juh-NICK-EE
35 Markus Ilver	F	6-9	232	4th / Sr.	Tallinn, Estonia (Western Reserve Academy)	ILL-ver

RESUME BUILDING

Wisconsin is off to an 21-6 start, ranked No. 9 in KenPom and No. 13 in the NET (as of Feb. 24).

- The Badgers' 21-6 record matches the 3rd-best start under Greg Gard, trailing only 22-5 starts in 2016-17 and 2021-22.

Best Wisconsin Starts, Gard Era (since 2015-16)

Record	Season
1. 22-5	2016-17
22-5	2021-22
3. 21-6	2024-25

POWER OF US

- Wisconsin's Feb. 25 game vs. Washington will be a recognition of the **Power of Us** and a celebration of the individuals who make up Wisconsin Athletics.
- The Badgers will be wearing Power of Us shooting shirts and the game will feature a National Anthem performance from Leotha Stanley and Ava Greenberg as well as a halftime performance from the "Divine Nine." The National Pan-Hellenic Council (NPHC), also known as the "Divine Nine," is a collaborative umbrella council composed of historically African American fraternities and sororities.
- Wisconsin Athletics believes our differences are sources of strength, and together, our varied perspectives move us forward. As we celebrate and recognize the impact of Black History on Wisconsin Athletics, our campus and within our community, the Power of Us initiative remains committed to sharing the stories of our Badger student-athletes, coaches, staff, and community members while also cultivating shared experiences. We believe this creates connection, encouraging community, self-exploration, and meaningful conversation. Join us as we celebrate and embrace the Power of Us, and be on the lookout for more opportunities to get involved.



- The Badgers are 14-6 against the top 2 quadrants of the NET rankings, including 7 Quad 1 wins and just 1 loss outside the first Quadrant.
- UW is 1 of 7 schools with 14+ Quad 1/2 wins, joining Auburn (18), Alabama (15), Purdue (14) and Texas A&M (14).

Most Quad 1/2 Wins, NET Rankings (as of Feb. 24)

	Wins	Team	Q1	Q2
1.	19	Auburn	14-2	5-0
2.	16	Alabama	9-5	7-0
3.	15	Houston	7-4	8-0
4.	14	Wisconsin	7-5	7-1
	14	Florida	5-3	9-0
	14	Texas A&M	6-6	8-1
	14	Purdue	7-8	7-1

- Wisconsin is 8-4 away from home, including a mark of 5-4 in true road games. Among Big Ten teams, the Badgers trail only Oregon (9) for the most road/neutral wins.
- UW's 5 true road wins trails only Michigan (6) among Big Ten teams.

WISCONSIN'S LAST TIME OUT

OREGON 77, #11 WISCONSIN 73 (ot)  
Feb. 22, 2025 | Madison, Wis. | Kohl Center

- Wisconsin couldn't hold a second-half lead as Oregon roared back to snap the Badgers' 5-game win streak with a 77-74 overtime win.
- **Max Klesmit** had a potential game-winning jumper at the end of regulation, but it caromed off the rim to force the extra session.
- For the game, Wisconsin out-shot Oregon, 46.2% to just 41.7%, but matched a season-low in free throw attempts, going 6-for-6. The Badgers also shot 7-for-28 (25.0%) from 3-point range, their lowest pct. in 9 games.
- The Badgers also turned it over a season-high 17 times, including 11 in the second half.
- **John Tonje** led Wisconsin with 22 points and 7 rebounds. He has now scored 20+ in 8 of the last 9 games.
- Graduate student **Steven Crowl** scored 12 points with 6 boards while **Nolan Winter** tallied 11 points.

SERIES VS. WASHINGTON

Tuesday's game will mark the 5th all-time meeting between Wisconsin and Washington in a series that began in 1931.

- Washington holds a 3-1 lead in the all-time series, winning each of the last 3 meetings.
- UW and UW are meeting for the first time since 1965 when they squared off in the Milwaukee Classic and the Huskies claimed an 81-67 win.
- Washington has made 2 visits to Madison, with the Badgers claiming a 39-9 win in 1931 and Huskies earning a 62-48 since in 1958.

HISTORY VS. WASHINGTON

- Overall: WASH leads, 3-1
- In Madison: Tied, 1-1
- At Kohl Center: First meeting
- Gard vs. WASH: First meeting
- Active Streak: WASH won 3
- Overtime: Never happened



ALL-TIME MEETINGS (WASH LEADS, 3-1)

Date	Result	Score	Location
2/9/31	W	39-9	Madison
12/28/55	L	53-54	Seattle
12/19/58	L	48-62	Madison
12/17/65	L	67-81*	Milwaukee

\* 1965 Milwaukee Classic

WIS vs. WASH SUPERLATIVES

Most UW pts	67	67-81 loss (12/17/65)
Fewest UW pts	39	39-9 win (2/9/31)
Largest UW win	30	39-9 win (2/9/31)

Most WASH pts:	81	81-67 win (12/17/65)
Fewest WASH pts:	9	9-39 loss (2/9/31)
Largest WASH win:	14 2x; MR: 81-67	(12/17/65)

FACING BIG TEN NEWCOMERS

- As the Big Ten has expanded over the last few decades years, Wisconsin has gone 3-4 in its first match-up with the new Big Ten rivals.
- |         |                                     |
|---------|-------------------------------------|
| 1992-93 | <b>Wisconsin</b> 75, Penn State 68  |
| 2011-12 | <b>Wisconsin</b> 64, Nebraska 40    |
| 2014-15 | Maryland 59, <b>Wisconsin</b> 53    |
| 2014-15 | Rutgers 67, <b>Wisconsin</b> 62     |
| 2024-25 | <b>Wisconsin</b> 84, USC 69         |
| 2024-25 | UCLA 85, <b>Wisconsin</b> 83        |
| 2024-25 | Oregon 77, <b>Wisconsin</b> 73 (ot) |



CHARTING THE BADGERS

CAREER GAMES PLAYED

	Games	Starts	Cons. Starts
John Tonje	157	77	27
UW total	27	27	27
Max Klesmit	145	128	11
UW total	95	95	11
Steven Crowl	143	131	131
Carter Gilmore	126	3	0
Kamari McGee	113	25	0
UW total	83	1	0
Markus Ilver	67	0	0
Camren Hunter	66	60	0
UW total	6	0	0
Nolan Winter	63	27	27
John Blackwell	61	27	27
Xavier Amos	59	26	0
UW total	26	0	0
Chris Hodges	37	0	0
Jack Janicki	27	0	0
Isaac Gard	21	0	0
Jack Robison	11	0	0
Daniel Freitag	10	0	0
Riccardo Greppi	7	0	0
Aidan Konop	3	0	0

DOUBLE-DIGIT POINTS

	Career	'24-25	Cons.
Max Klesmit	75 (46-29)	11 (9-2)	0
UW total	43 (26-17)	11 (9-2)	0
John Tonje	74 (53-21)	25 (19-6)	9
UW total	25 (19-6)	25 (19-6)	9
Steven Crowl	65 (49-16)	11 (8-3)	2
Camren Hunter	50 (18-32)	0 (0-0)	0
UW total	0 (0-0)	0 (0-0)	0
John Blackwell	35 (25-10)	21 (16-5)	0
Kamari McGee	24 (10-14)	7 (7-0)	0
UW total	8 (8-0)	7 (7-0)	0
Xavier Amos	17 (6-11)	1 (1-0)	0
UW total	1 (1-0)	1 (1-0)	0
Nolan Winter	14 (13-1)	14 (13-1)	1
Carter Gilmore	2 (2-0)	2 (2-0)	0
Jack Janicki	1 (1-0)	1 (1-0)	0

20-POINT SCORING GAMES

	Career	'24-25	Cons.
John Tonje	21 (17-4)	12 (9-3)	4
UW total	12 (9-3)	12 (9-3)	4
Camren Hunter	13 (7-6)	0 (0-0)	0
Max Klesmit	12 (8-4)	2 (1-1)	0
UW total	5 (4-1)	2 (1-1)	0
Steven Crowl	9 (7-2)	1 (1-0)	0
Xavier Amos	8 (2-6)	0 (0-0)	0
Kamari McGee	5 (0-5)	0 (0-0)	0
John Blackwell	5 (4-1)	5 (4-1)	0
Nolan Winter	1 (1-0)	1 (1-0)	0

30-POINT SCORING GAMES

	Career	'24-25	Cons.
John Tonje	5 (5-0)	4 (4-0)	0
UW total	4 (4-0)	4 (4-0)	0
John Blackwell	2 (2-0)	2 (2-0)	0
Steven Crowl	1 (1-0)	0 (0-0)	0
Camren Hunter	1 (1-0)	0 (0-0)	0

DOUBLE-DIGIT REBOUNDS

	Career	'24-25	Cons.
Steven Crowl	18 (11-7)	2 (1-1)	0
Camren Hunter	5 (3-2)	0 (0-0)	0
Xavier Amos	3 (2-1)	0 (0-0)	0
UW total	0 (0-0)	0 (0-0)	0
Nolan Winter	2 (2-0)	2 (2-0)	0
John Tonje	1 (0-1)	0 (0-0)	0
UW total	0 (0-0)	0 (0-0)	0

DOUBLE-DOUBLES

	Career	'24-25	Cons.
Steven Crowl	12 (9-3)	1 (1-0)	0
Camren Hunter	5 (5-0)	0 (0-0)	0
UW total	0 (0-0)	0 (0-0)	0
Nolan Winter	2 (2-0)	2 (2-0)	0
John Tonje	1 (0-1)	0 (0-0)	0
UW total	0 (0-0)	0 (0-0)	0
Xavier Amos	1 (0-1)	0 (0-0)	0
UW total	0 (0-0)	0 (0-0)	0

BUILDING THE BADGERS OFFENSE

"They're leading the country, and could break an NCAA record, at 84% from the line... they counter your defense in a variety of ways and can beat you with four, five, six different concepts."  
- John Fanta, CBB Analyst

- The Wisconsin offensive evolution under Greg Gard has been remarkable. Consider...
- **SCORING:** Wisconsin is averaging 81.7 points per game, which would rank 3rd in UW history and the highest since the school-record 86.3 ppg in 1970-71.
  - UW is second in the Big Ten in scoring during conference play, averaging 80.6 ppg.
  - The Badgers have scored at least 80 points in 15 games this season, matching the most in school history (1963-64 and 1970-71).
  - UW has 4 games of 90+ points this season for the first time since 2016-17.
  - In 16 Big Ten games this season, the Badgers have posted 3 games with 90+ points.

Games with 90+ Points, Wisconsin, Big Ten Play

Last 14 games	3 games
Previous 403 games	3 games

- **EFFICIENCY:** Wisconsin ranks 9th in the nation in offensive efficiency per KenPom. UW's mark of 124.8 would rank as the school's 2nd-highest mark in the KenPom era (1997).

Best Adjusted Off. Efficiency, Wisconsin (since 1997)

Season	Adj.O	Rank	Record	Postseason
2014-15	129.0	1st	36-4	National Finals
<b>2024-25</b>	<b>124.8</b>	<b>9th</b>	<b>21-6</b>	<b>????</b>
2010-11	122.3	2nd	25-9	Sweet 16
2013-14	122.0	4th	30-8	Final Four
2023-24	119.2	17th	22-14	NCAA 1st Rd

- **TEMPO:** Wisconsin is averaging 70.8 possessions per game, which would register as its fastest pace in at least 30 years.
- **BALANCE:** Three different Badgers have scored 25+ pts in a game this season and the Badgers have 6 30-point efforts already:
  - Tonje** 6x (41-Ariz, 33-Pitt, 32-Pur, 31-III, 27-Neb, 27-NW)
  - Blackwell** 3x (32-Iowa, 30-UTRGV, 28-USC)
  - Klesmit** 1x (26-Montana St)
- The last time Wisconsin had 3 different players tally 25+ points in a game in the same season was Ethan Happ, Nigel Hayes and Bronson Koenig in the 2016-17 season.

- **3-POINT SHOOTING:** Wisconsin leads the Big Ten in both 3FG Pct (38.3%) and 3FGs per game (11.0) during conference play.
  - UW is on pace to shoot (27.9 3FGA) and make (10.3 3FG) more 3s than ever since the inception of the 3-point line in 1986-87.

Most 3FGs per game, Big Ten History

	3FGs/Gm	Team	Season
1.	10.4	Penn State	2022-23
<b>2.</b>	<b>10.1</b>	<b>Wisconsin</b>	<b>2024-25</b>
	10.1	Purdue	2018-19
4.	9.9	Iowa	2024-25

- Wisconsin is on pace to shatter its school record for 3FGs per game of 8.6 set during the 2019-20 and 2020-21 seasons.
- The Badgers are also closing in on the program record for most 3FGs in a single season as the 2013-14 holds the record of 297 and this year's team already has 274.
- UW has made 10 or more 3FGs in 16 games this season, the most in the Big Ten and the most such games in school history.
- **FREE THROW SHOOTING:** Wisconsin leads the NCAA in free throw percentage, 83.6% FT (453-for-542) at the line. That is on pace to break the NCAA record of 83.0% by Villanova in 2020-21. Wisconsin currently holds the Big Ten record, hitting 81.8% in 2010-11.
  - UW is averaging 16.8 FTs per game, which ranks 19th in the NCAA (4th in the Big Ten) and would be the Badgers' most since 1970-71.
  - UW has won 27 straight when making 25+ FTs dating back to 2009-10 (4-0 this season).
  - In its win over #9 Arizona, UW went 41-for-47 (87.2%) at the line, which tied UW's program record - 41 at Illinois, Jan. 1, 1955.
- **SHARING THE ROCK:** Wisconsin is averaging 14.9 assists per game (most since 1993-94).

Wisconsin Offensive Comparison

	2022-23	2023-24	2024-25
KenPom O-Effic.	140th	17th	<b>9th</b>
PPG	65.3	74.7	<b>81.7</b>
FG Pct.	.414	.461	<b>.468</b>
2-Pt FG Pct.	.463	.522	<b>.564</b>
3 FG Pct.	.342	.349	<b>.363</b>
3FG per game	7.9	7.1	<b>10.1</b>
3FGA per game	23.1	20.4	<b>27.9</b>
FT Pct.	.691	.755	<b>.836</b>
FT per game	9.9	14.7	<b>16.8</b>

# JOHN TONJE

"TONJE IS A LEGITIMATE ALL-AMERICAN AND BIG TEN PLAYER OF THE YEAR CANDIDATE."

JEFF BORZELLO, ESPN.COM



### TONJE'S TROPHY CASE

- Naismith Men's Player of the Year Midseason Team
- Oscar Robertson Trophy Midseason Watch List
- Naismith Player of the Week (2/17/25)
- Oscar Robertson National POW (11/19 & 11/26)
- Lute Olson National Player of the Week (11/18)
- Big Ten Player of the Week (3x)
- 2024 Greenbrier Tip-Off Tournament MVP

### KENPOM.COM PLAYER OF THE YEAR

- KenPom.com places Tonje 6th in the National Player of the Year race. Among the top 6 candidates, Tonje is tied with Cooper Flagg atop the scoring column and outpaces the field shooting 41.1% from 3-point range.

Player (School)	PPG	3FG%
1. Cooper Flagg (Duke)	19.7	.366
2. Johni Broome (Auburn)	18.6	.303
3. Hunter Dickinson (Kansas)	16.3	.231
4. <b>John Tonje (Wisconsin)</b>	<b>19.7</b>	<b>.411</b>
5. Kam Jones (Marquette)	18.6	.315
6. Walter Clayton (Florida)	17.1	.365

### BEST AGAINST THE BEST

- Wisconsin has played 10 games against teams ranked in the top-50 of the NCAA's NET Rankings. In those games, Tonje is averaging 23.7 ppg and 4.9 rpg, while shooting 47.0% (31-66) from 3-point range and 90.8% (77-84) at the FT line.

#### TONJE VS. TOP-50 NET TEAMS

Opponent (rank)	PTS	REB	3FG	FT
Arizona (9)	41	6	4-6	21-22
Michigan (17)	18	3	3-5	5-6
at Marquette (23)	14	5	1-5	7-8
at Illinois (19)	14	4	2-7	2-2
Ohio State (29)	17	4	1-4	10-10
at UCLA (28)	24	5	6-7	2-3
at Maryland (14)	23	6	5-8	2-2
at Purdue (15)	32	6	4-9	8-9
Illinois (19)	31	3	3-5	10-12
Oregon (32)	22	7	2-10	2-2
<b>Total</b>	<b>23.7</b>	<b>4.9</b>	<b>47.0%</b>	<b>90.8%</b>

19.7

Tonje is tied for the Big Ten scoring lead averaging **19.7** points per game. He is trying to become the first Badgers to win the conference scoring title since Cory Blackwell averaged 18.9 ppg in the 1983-84 season.

23.7

In 10 games against teams ranked in the top-50 of the NCAA's NET Rankings, Tonje is averaging **23.7** ppg and 4.9 rpg, while shooting 47.0% (31-66) from 3-point range and 90.8% (69-76) at the free throw line.

24.8

Since Jan. 21, Tonje leads the nation in scoring, averaging **24.8** ppg during that 9-game span.

He has knocked down 34 3-pointers during that stretch, 2nd-highest total among Major Conference players.

41.5

Tonje is 2nd in the Big Ten shooting **41.5%** from 3-point range during conference play.

He is also averaging 2.8 triples per game during Big Ten play, the 2nd-best mark in the league.

6.2

Tonje leads all Major Conference players averaging **6.2** made free throws per game.

He is shooting 91.0% from the stripe, which ranks 9th in the nation.

Tonje's 164 made FTs already tied for 4th in school history and just 26 shy of Nigel Hayes' program record (190).

30+

Tonje has authored **four 30-point** games this season, no other Major Conference player has more than 3.

He is 1 shy of tying Wisconsin's single-season record for 30-point games, held by Rick Olson in 1985-86.

### TONJE'S ON A TEAR

A midseason candidate for the Naismith National Player of the Year, **John Tonje** is positioning himself as a potential First-Team All-American and the Big Ten Player of The Year.

- Tonje is a catalyst for one of the nation's best offenses, and is tied for the Big Ten lead, averaging 19.7 ppg and scores at all 3 levels.
- Tonje is trying to become the first Badger to win the Big Ten scoring title since Cory Blackwell, who averaged 18.9 ppg in 1983-84.
- Tonje is currently averaging 19.7 ppg and shooting 48.3% overall, 39.7% 3FGs and 91.1% FTs. Dating back to 1990, no Major Conference player has averaged at least 19.0 ppg while shooting at least 48%, 39% and 90%.
- During conference play, Tonje leads the Big Ten in both 3FG Pct. (41.5%) and 3FGs per game (2.8).
- Tonje is trying to become just the 5th Badger to average at least 19.0 ppg in the last 35 years, joining Michael Finley, Devin Harris, Alando Tucker and Johnny Davis.
- Tonje has been on a tear over the last 9 games, topping 20 points in 8 of 9 and averaging 24.8 ppg over that stretch. He is shooting 34-for-74 (.453) from 3-point range over that stretch.
- Since Jan. 21, Tonje leads all Major Conference players in scoring (24.8 ppg) and is 2nd among Major Conf. players averaging 3.6 made 3-pointer per game over that span.
- The 6-foot-5 guard has been at his best in big games, leading the nation in points per game against Top-25 opponents, averaging 29.0 ppg.
- Tonje has 4 games with 30+ points, placing him 1 shy of the school's single-season record.

#### Most Games with 30+ pts, Wisconsin, Single Season

Gms	Player	Season
5	Rick Olson	1985-86
4	Joe Franklin	1967-68
4	Clarence Sherrod	1969-70
4	Michael Finley	1992-93
4	John Tonje	2024-25

- Over the last 20 years, only 5 Big Ten players have scored at least 32 points in a road win over a team ranked in the top 10 of the AP Poll.

#### 32+ pts in a Top-10 road win, Big Ten (Last 20 yrs)

Pts	Player (Team)	Opp.	Date
37	Johnny Davis (WIS)	#3 Purdue	1/3/22
35	Brandon Paul (ILL)	#10 Gonzaga	12/8/12
35	Jalen Hood-Schifino (IND)	#5 Purdue	2/25/23
32	Evan Turner (OSU)	#6 Purdue	1/12/10
32	John Tonje (WIS)	#7 Purdue	2/15/25

- Tonje became the nation's only player with multiple 30-point games vs. top-10 opponents this season (41 vs. #9 Arizona).
- Tonje has scored in double figures in 25 of 27 games this season and 20+ points 12 times.
- The 6-foot-5 guard has been nearly perfect at the free throw line, ranking 2nd in the Big Ten and 8th in the NCAA shooting 91.1% FT (164-for-180).
- The UW single-season FT Pct. record is 90.5%, shared by Brian Good (1990) and Bronson Koenig (2017).
- Tonje leads the Big Ten and ranks 3rd in NCAA with 164 made FTs. Tonje's 164 FTs already rank 4th on Wisconsin's single-season record list and just 26 shy of Nigel Hayes' single-season record (190).
- Averaging 6.1 made FTs per game, Tonje would rank 4th on UW's single-season list and become the first Badger to average 6.0 FTs since Clarence Sherrod in 1970-71.
- Tonje is on pace to be 1 of just 6 Big Ten players to average 6.0 FTs per game over the last 15 seasons.

#### Most FTs per game, Big Ten (since 2010-11)

FTs/Gm	Player (school)	Season
1. 8.3	Tim Frazier (PSU)	2012-13
2. 7.9	Zach Edey (PUR)	2023-24
3. 6.9	Terrance Shannon (ILL)	2023-24
4. 6.2	Jahmir Young (MARY)	2023-24
5. 6.1	John Tonje (WIS)	2024-25
6. 6.0	James Palmer (NEB)	2018-19

- The most experienced Badger, Tonje has played in 157 career games (77 starts).
- Tonje avg just 2.6 ppg last season playing in 8 games (4 starts) at Missouri before suffering a foot injury that resulted in a medical redshirt.
- Tonje spent 4 seasons at Colorado State (122 games, 46 starts), scoring 1,051 points helping the Rams reach the 2022 NCAA tournament.
- As a senior at Colorado State in 2022-23, he avg 14.6 ppg (47.3% FG) and 4.7 rpg.

### TONJE'S TOP GAMES

#### ■ W, 103-88 vs. #9 ARIZONA (11/15) 41 points (4-6 3FGs, 21-22 FTs)

- Most points by a Badger since Frank Kaminsky's school-record 43 in 2013 - coincidentally, Kaminsky was in attendance this night
- Broke the Wisconsin single-game record for FTs, finishing 21-for-22 at the line
- 5th-most points in a win over an AP Top-10 team in Big Ten history

#### ■ W, 81-75 vs. PITT (11/24) 33 points (10-10 FTs), 7 rebounds

- Earned MVP of the Greenbrier Tip-Off, averaging 24.0 points and 6.5 rebounds per game in wins over UCF and Pitt

#### ■ L, 83-85 vs. UCLA (1/21) 27 points (6-7 3FGs) 5 rebounds

#### ■ W, 83-55 vs. NEBRASKA (1/26) 27 points (5-11 3FGs, 6-6 FTs)

#### ■ W, 75-69 at NORTHWESTERN (2/1) 27 points (5-11 3FGs), 8 rebounds

#### ■ W, 94-84 at #7 PURDUE (2/15) 32 points (4-9 3FGs), 6 rebounds

- Scored 22 of his 32 in the second half, including a personal 11-0 run
- 3rd-most points scored by a Badger vs. Purdue

#### ■ W, 96-74 vs. ILLINOIS (2/18) 31 points (3-5 3FGs, 10-12 FTs)

- First back-to-back 30-point games by a Badger since Michael Finley in 1994

### WHAT THEY'RE SAYING ABOUT JOHN TONJE

"If you were putting together a first-team All-America team today, it might have John Tonje on it. In a sport that's filled with great stories, there is one originating at Wisconsin."  
- Gary Parrish, CBS Sports (2/19/25)

"Tonje is cooking right now. He'd be on my first-team All-America ballot if the season ended today."  
- CJ Moore, The Athletic

"Tonje is one of the better players in our league. He's been phenomenal all year long."  
Chris Collins, Northwestern (2/1/25)

"The way he's playing, Tonje is making a strong case to end up being the 4th or 5th guy on my first-team All-American ballot."  
Kyle Boone, CBS Sports (2/19/25)

"He's a great scorer. He is great at driving the basketball, but he had a step-back three in the corner down at their end to start the second half that was big time."  
Matt Painter, Purdue (2/15/25)



In the 8 games following his scoreless game at USC, Tonje scored 201 points (25.1 PPG). The only other Div. I player in the 21st century to go scoreless in 20+ min. only to score 200+ over his next 8 games: Stephen Curry. (per Opta STATS)

CHARTING THE BADGERS

LED UW IN SCORING

	2024-25	Career
Steven Crowl	2 (2-0)	18 (16-2)
John Tonje	16 (12-4)	16 (12-4)
John Blackwell	5 (5-0)	9 (7-2)
Max Klesmit	2 (1-1)	9 (6-3)
Nolan Winter	3 (2-1)	3 (2-1)

Record in those contests in parentheses

LED UW IN REBOUNDING

	2024-25	Career
Steven Crowl	11 (8-3)	56 (36-20)
Nolan Winter	11 (10-1)	13 (12-1)
John Blackwell	5 (4-1)	9 (7-2)
John Tonje	5 (3-2)	5 (3-2)
Max Klesmit	1 (1-0)	2 (1-1)
Carter Gilmore	1 (1-0)	1 (1-0)

Record in those contests in parentheses

LED UW IN ASSISTS

	2024-25	Career
Steven Crowl	7 (6-1)	32 (24-8)
Max Klesmit	9 (7-2)	17 (11-6)
John Blackwell	7 (4-3)	8 (5-3)
John Tonje	7 (6-1)	7 (6-1)
Kamari McGee	5 (4-1)	5 (4-1)
Carter Gilmore	2 (0-2)	3 (0-3)
Nolan Winter	1 (0-1)	1 (0-1)

Record in those contests in parentheses

LED UW IN MINUTES

	2024-25	Career
Max Klesmit	3 (3-0)	17 (13-4)
John Tonje	13 (10-3)	13 (10-3)
John Blackwell	10 (6-4)	11 (7-4)
Steven Crowl	0 (0-0)	8 (4-4)
Kamari McGee	2 (2-0)	2 (2-0)
Xavier Amos	1 (1-0)	1 (1-0)
Carter Gilmore	0 (0-0)	1 (0-1)

Record in those contests in parentheses

2024-25 STARTING LINEUP RECORD

Blackwell, Klesmit, Tonje, Winter, Crowl	20-6
Blackwell, McGee, Tonje, Winter, Crowl	1-0

ACTIVE WIN/LOSS STREAKS

Overall	Lost 1
Vs. Unranked teams (AP)	Lost 1
Vs. Ranked teams (AP)	Won 1
At Home	Lost 1
At Home vs. Big Ten	Lost 1
At Home vs. ranked Big Ten	Lost 3
At Home vs. unranked Big Ten	Lost 1
At Home vs. non-conference	Won 12
At Home vs. ranked opp.	Won 1
On Road	Won 3
On Road vs. Big Ten	Won 3
On Road vs. ranked opp.	Won 1
On Road vs. unranked opp.	Won 2
Neutral	Won 3
Neutral vs. ranked opp.	Lost 1
Neutral vs. unranked opp.	Won 3

GARD'ING THE BADGER LEGACY

"Greg Gard, the job he does. We don't talk about Wisconsin and him, but that dude can flat coach."  
- Seth Greenberg, ESPN Analyst

- Head coach **Greg Gard** earned national recognition on Friday as he was 1 of 15 named to the 2025 Werner Ladder Naismith Men's College Coach of the Year Watch List.
- In his 10th season, Gard has led Wisconsin to Big Ten titles in 2 of the last 5 seasons and sustained UW's winning culture. His teams have qualified for the NCAA Tournament in 7 of 9 - including the canceled 2020 tourney. (More on page 11).
- Gard has guided UW to a record of 207-113 (.647), the 4th-highest win total and 3rd-highest win percentage in school annals.

Best Win Pct, Wisconsin Coaches (min. 50 wins)

Coch (School, Years)	Record	Pct.
1. Bo Ryan (2002-15)	364-130	.737
2. Walter Meanwell (1912-17, '21-34)	246-99	.712
3. <b>Greg Gard (2016-present)</b>	<b>207-113</b>	<b>.647</b>
4. Dick Bennett (1996-2000)	94-68	.580
5. Bud Foster (1935-59)	265-267	.498

- With a win over Ohio State (1/14), Gard became the 4th Wisconsin coach to reach the 200-win milestone, joining a trio of Naismith Hall of Famers: Bo Ryan, Walter Meanwell and Bud Foster. He is also the 3rd-fastest in UW history to hit that mark.

Fastest to 200 Wins, Wisconsin Coaches

Coch (School, Years)	Gms	Record
1. Walter Meanwell (1912-17, '21-34)	260	200-60
2. Bo Ryan (2002-15)	275	200-75
3. <b>Greg Gard (2016-present)</b>	<b>310</b>	<b>200-110</b>
4. Bud Foster (1935-59)	359	200-159

- During the Gard era (since 2015-16), the Badgers are 115-75 (.605) in Big Ten play. That trails only Purdue and Michigan State for the most league wins and best win% in B1G play during that span.

Best Win% in B1G play since 2015-16 (thru Feb. 22)

School	Record	Pct.
1. Purdue	134-54	.713
2. Michigan State	123-65	.654
3. <b>Wisconsin</b>	<b>115-75</b>	<b>.605</b>
4. Michigan	108-76	.587
5. Iowa	100-90	.526

- Gard's 60.5% conference win percentage ranks 7th-best among Big Ten coaches of the last 45 years (since 1980). (page 11)
- With 115 Big Ten wins, Gard ranks 21st on the conference's all-time wins list. Among coaches with 100 wins, his win percentage of 60.5% is tied for 13th in B1G history (pg 12).

- Gard has led teams to 7 of the top 20 winningest seasons in program history:
- Wisconsin Record Book, Single-Season Wins**
- |       |         |        |         |
|-------|---------|--------|---------|
| 1. 36 | 2014-15 | 11. 24 | 2002-03 |
| 2. 31 | 2007-08 | 24     | 2009-10 |
| 3. 30 | 2006-07 | 13. 23 | 2018-19 |
|       | 2013-14 | 23     | 2012-12 |
| 5. 27 | 2016-17 | 15. 22 | 2023-24 |
| 6. 26 | 2011-12 | 22     | 1998-99 |
| 7. 25 | 2004-05 | 22     | 1999-00 |
| 8. 25 | 2021-22 | 22     | 2015-16 |
|       | 2010-11 | 19. 21 | 2019-20 |
|       | 2003-04 | 21     | 2024-25 |
- BLACKWELL, GROUNDSWELL**
- "The Badgers need a go-to scoring option on the perimeter. That's where Blackwell comes into the equation....He boasts All-Big Ten caliber potential." - Jon Rothstein, CBS Sports
- Sophomore **John Blackwell** is emerging as one of the Big Ten's most well-rounded players, ranking 2nd on the Badgers in points (14.9 ppg), 4th in rebounds (4.8 rpg) and 3rd in assists (2.2 apg).
  - Those averages rise to 15.2 ppg, 5.3 rpg and 2.1 apg during Big Ten play.
  - The Bloomfield Hills, Michigan, native has tallied 6 games with 20+ points. He averaged 25.5 ppg in UW's games at USC and UCLA.
  - Blackwell also owns a trio of games with 28+ points: a career-high 32 points (6-10 3FGs) vs. Iowa, 30 vs. UTRGV and 28 at USC.
  - Blackwell is 1 of 6 Big Ten players to have at least 3 games of 28 points or more, joining teammate John Tonje (4) as well as Brice Williams (5, NEB), Ace Bailey (3, RUT), Dawson Garcia (3, MIN), Dylan Harper (3, RUT) and Bruce Thornton (3, OSU).
  - One of the Big Ten's best on-ball defenders, Blackwell often draws the opponent's top-scoring guard. On the year, he is 3rd on the team with 24 steals, including 16 in conference play.
  - Another strength of Blackwell's game is getting to the free throw line with regularity. He is 14th in the Big Ten this season, going 81-for-102 (79.4%) at the line.
  - Last season, Blackwell led Wisconsin shooting an impressive 82.1% FT (78-for-95).
  - Blackwell recently went 4-for-7 from 3-point range vs. Nebraska (1/26) further showing the shooting ability he demonstrated as a freshman.
  - Blackwell is shooting 34.2% from deep during conference play.
  - Last season, Blackwell set the UW freshman 3FG Pct. record at 45.5%.
  - In 2024, Blackwell earned Big Ten All-Freshman Team honors after averaging 8.0 ppg.
  - Blackwell became the third-straight Badger to earn Big Ten All-Freshman Team honors, joining Chucky Hepburn (2022) and Connor Essegian (2023).
  - Blackwell's father, Glynn Blackwell, played 4 seasons at Illinois (1984-88), appearing in 106 games (57 starts) for the Illini where he averaged 12.1 ppg as a senior.



### TURN IT UP TO THE MAX

Senior **Max Klesmit** has established himself as an alpha team leader for UW and an offensive threat in opponent scouting reports.

- Klesmit is averaging 10.1 points per game this season (3rd on the team).
  - Including 17 points in UW's win at #7 Purdue, Klesmit has scored in double figures in 3 of the last 5 games and 11 of 25 games this season. For his career, he has scored 10+ a total of 74 times.
  - Klesmit scored 18 points at USC (1/18), his highest total since posting 22 at Marquette earlier this season (12/7/24). Against the Trojans, Klesmit was a perfect 5-for-5 inside the arc (2-9 3FGs) while adding 4 assists.
- It's been more than just scoring for Klesmit this season, however, as he now leads the team with 74 assists (2.8 apg).
- More impressive, he's maintaining a 2.4 assist-to-turnover ratio (74 ast, 31 TO), the 2nd-best mark on the team.
- The senior guard is shooting 84.5% (60-for-71) at the free throw line (ranks 13th in the Big Ten - min. 50 FTAs).
- Klesmit scored a season-high 26 points vs. Montana State (Nov. 7), just 1 shy of his career high. He made a career-high six 3s.
  - Klesmit has tallied 12 games scoring 20+ points. UW is 4-1 in such games.
- When the native of Neenah, Wisconsin, gets things going offensively, he has shown a tendency to heat up ... and in a hurry.
  - Earlier this season at #5 Marquette, Klesmit matched his career high with 6 triples (6-11 3FG), finishing with a team-high 22 points.
  - Last season, Klesmit scored a UW career high 26 points (8-11 FG, 5-7 3FG) vs. Indiana (1/19/24). That included a stretch during which Klesmit scored 20 straight points in a span of 4.5 minutes.
  - Last year vs. #3 Marquette (12/2/23), he scored a game-high 21 pts (all in the first half), shooting 5-for-10 from 3-point range.
- Klesmit eclipsed 1,000 career points last season (617 pts in two seasons at Wofford). He is up to **1,414 career points**.
- Including 93 3FGs during his 2 seasons at Wofford and 157 while at Wisconsin, Klesmit has hit 250 career triples, which is 4th among all active Big Ten players.

#### Big Ten Career 3FG Leaders, Active

Player	Career 3Fs
1. Zach Hicks (Penn State)	276
2. DJ Davis (Washington)	260
3. Payton Sandfort (Iowa)	253
4. <b>Max Klesmit (Wisconsin)</b>	<b>250</b>
5. Mike Mitchell Jr. (Minnesota)	246

\* Stats thru Feb. 23, 2025

### TAKING WHAT'S FREE

One of the staples of Wisconsin's program is getting to the free throw line and taking advantage. So far, so good this season...

- **The Badgers lead the NCAA** shooting 83.6% (453-for-542) from the free throw line. At this rate, UW is on pace to set the NCAA record as well as the Big Ten record - which UW set at 81.8% in 2010-11.

#### NCAA Record Book, Highest FT pct.

Pct. (FT-FTA)	School	Season
<b>.836 (453-542)</b>	<b>Wisconsin</b>	<b>2024-25</b>
1. .830 (527-635)	Villanova	2020-21
2. .822 (535-651)	Harvard	1983-84
3. .821 (407-496)	Oral Roberts	2020-21
4. .820 (456-556)	Villanova	2022-23

- UW ranks 2nd in the Big Ten (15th nationally) averaging 16.8 made FTs per game. That mark would be the team's highest since the 2013-14 (16.9) and prior to that the 1971-72 season (17.8).
  - By comparison, the Badgers averaged 14.7 made FTs per game last season.

#### Most Wisconsin FTs Per Game (since 1975)

FTs/Gm	Season
1. 16.9	2013-14
2. <b>16.8</b>	<b>2024-25</b>
3. 16.6	1975-76
4. 16.3	1994-95
5. 16.2	2006-07

- Wisconsin has out-scored its opponents, 453-to-335, at the free throw line. UW has made nearly as many free throws (453) as its opponents have attempted (456).
- The Badgers went 25-for-28 at the line vs. Ohio State (1/14), marking the 4th time making 25+ free throws in a game this season. The Badgers have won 27 consecutive games when making 25+ FTs dating back to 2009-10.
- UW is 88-27 under coach **Greg Gard** when attempting 20 or more FTs (11-3 this year).
- In its upset of #9 Arizona, UW shot 41-for-47 at the line. The 41 made free throws tied UW's program record (at Illinois, 1/1/55).
- In the season opener vs. Holy Cross, the Badgers were a perfect 16-for-16, the 2nd-most FTs without a miss in school history.

### SITUATIONAL RECORDS

	2024-25	Under Gard
Ahead at the half	15-4	165-22
Behind at the half	6-2	33-86
Tied at the half	0-0	8-5
FG% of .450 or more	13-3	115-22
FG% less than .450	8-3	91-91
Better FG% than opp.	17-3	160-17
Worse FG% than opp.	4-3	44-93
Same FG% as opp.	0-0	3-3
Opp. FG% less than 45%	16-4	155-41
3FG% of 40% or more	9-1	92-16
3FG% less than 40%	12-5	113-97
Try more than 20 3FGs	19-5	119-73
Try 20 or fewer 3FGs	2-1	87-39
Make at least 70% FT	21-5	134-52
Try at least 20 FTs	11-3	88-27
Try fewer than 20 FTs	10-3	116-85
Out-rebound opponent	15-4	129-30
Tied or out-rebounded	6-2	77-83
Same or fewer TOs than opp.	15-2	154-71
More TOs than opp.	6-4	52-42
Commit fewer than 12 TOs	16-2	159-71
Commit 12 or more TOs	5-4	48-41
Score fewer than 50 points	0-0	2-4
Score 50-59 points	0-0	8-40
Score 60-69 points	0-2	59-39
Score 70-79 points	8-2	77-21
Score 80-89 points	9-2	47-9
Score 90 or more pts.	4-0	13-0
Allow fewer than 50 pts.	0-0	25-1
Allow 50-59 pts.	5-0	60-10
Allow 60-69 pts.	8-1	83-35
Allow 70-79 pts.	4-2	31-42
Allow 80-89 pts.	4-3	7-21
Allow 90 or more pts.	0-0	0-4
Overtime	0-0	11-9
vs. AP Top 25 opponents	2-1	32-47
vs. AP Top 25 opp. at home	1-0	16-15
Home games	13-2	122-35
Road games	5-4	55-55
Neutral site games	3-0	30-23
Day games	9-2	65-42
Night games	12-4	142-71

#### GAMES DECIDED BY

3 points or less	2-2	29-21
4-5 points	0-1	29-22
6-10 points	4-2	45-34
11-19 points	7-1	57-29
20 or more points	8-0	47-5

#### TELEVISED GAMES

Big Ten Network	5-1	96-31
Big Ten Plus (B1G+)	3-0	10-0
CBS	1-0	13-15
CBS Sports Network	2-0	2-1
ESPN	0-0	18-16
ESPN2	0-0	19-12
ESPNU	0-0	1-3
ESPN+	0-0	3-1
FOX	0-2	4-9
FS1	4-0	25-16
NBC	1-0	1-0
Peacock	5-3	8-5
TBS	0-0	1-3
TNT	0-0	2-1



2024-25 BIG TEN STANDINGS

Team	Conf.	Overall
Michigan State (#8)	13-3	22-5
Michigan (#15)	12-3	20-6
Maryland (#16)	11-5	21-6
<b>Wisconsin (#11)</b>	<b>11-5</b>	<b>21-6</b>
Purdue (#20)	11-6	19-9
UCLA	11-6	20-8
Oregon	9-8	20-8
Illinois	9-8	17-11
Nebraska	7-9	17-10
Ohio State	7-10	15-13
Indiana	7-9	16-11
Rutgers	7-10	14-14
Iowa	6-10	15-12
Minnesota	6-10	14-13
USC	6-10	14-13
Northwestern	5-11	14-13
Penn State	5-12	15-13
Washington	4-12	13-14

RECORDS THROUGH GAMES PLAYED FEB. 23

AP TOP 25 (WEEK 15 - 2/24/25)

Team	Record	Points
1 Auburn (60)	25-2	1500
2 Duke	24-3	1406
3 Florida	24-3	1397
4 Houston	23-4	1327
5 Tennessee	22-5	1236
6 Alabama	22-5	1198
7 St. John's	24-4	1132
8 Michigan State	22-5	1055
9 Iowa State	21-6	1004
10 Texas Tech	21-6	915
<b>11 Wisconsin</b>	<b>21-6</b>	<b>800</b>
12 Texas A&M	20-7	797
13 Clemson	22-5	712
14 Missouri	20-7	683
15 Michigan	20-6	657
16 Maryland	21-6	630
17 Kentucky	18-9	461
18 Memphis	22-5	393
19 Louisville	21-6	372
20 Purdue	19-9	328
21 Marquette	20-7	309
22 Arizona	18-9	289
23 Saint Mary's	25-4	284
24 Mississippi State	19-8	264
25 BYU	19-8	135

Others receiving votes:

Creighton 53, Mississippi 28, Kansas 25, New Mexico 23, VCU 20, Oregon 20, UCLA 14, Drake 12, UC San Diego 8, Gonzaga 3, High Point 3, Illinois 3, Vanderbilt 2, Utah St. 1, Yale 1.

WISCONSIN IN THE AP TOP 25:

Preseason.....	RV	Jan. 6.....	RV
Nov. 11.....	RV	Jan. 13.....	#24
Nov. 18.....	#19	Jan. 20.....	#18
Nov. 25.....	#15	Jan. 27.....	#17
Dec. 2.....	#11	Feb. 3.....	#21
Dec. 9.....	#20	Feb. 10.....	#16
Dec. 16.....	RV	Feb. 17.....	#11
Dec. 23.....	RV	Feb. 24.....	#11
Dec. 30.....	RV		

'BIG STEVE' HAVING BIG IMPACT

With 131 starts (143 total games) **Steven Crowl** has seen it all in his 5-year career at Wisconsin. A starter on the Badgers' 2022 Big Ten championship team, Crowl is comfortable playing the role of go-to scorer as well as glue guy to help the team win.

- Crowl has appeared in 99 wins during his career at Wisconsin, placing him just 1 win from becoming the 8th Badger ever to play in 100 wins.
- Crowl has scored in double figures 11 times this season with a high of 20 points. But he's also unselfish enough to have 9 games where he has taken 4 or fewer shots.
- On the season, Crowl is averaging 9.5 ppg and 5.6 rpg while shooting 54.5% from the field, 36.7% from deep and 83.3% at the FT line.
- Wisconsin is 48-17 (.738) when Crowl scores in double figures, including 8-3 this season.
- Crowl is 1 of just 12 Big Ten players since 1986-87 to accumulate at least 1,300 points, 800 rebounds and 250 assists (see box below).
- Crowl owns 143 career games played (tied for 6th in UW history) and 131 starts (4th in UW history. (page 12)
- His 1,382 points rank 19th on UW's all-time scoring list. He is 24 points from passing Cory Blackwell (1,405 from 2008-11) for 18th place.
- With 809 career rebounds, Crowl ranks 6th in school history. He is 33 boards from passing Joe Chernelich (841 from 1977-80) for 5th.
- A skilled 7-foot passer, Crowl ranks 2nd for UW averaging 2.4 assists per game.
- In fact, with 276 in his career, Crowl holds the Big Ten's top mark for career assists by a 7-footer since 2002-03:

Most Career Assists by B1G 7-Footers (Since 2002-03)

Name	Team	Assists
<b>1. Steven Crowl</b>	<b>Wisconsin</b>	<b>276</b>
2. Frank Kaminsky	Wisconsin	188
3. Zach Edey	Purdue	185

- Crowl has 12 career double-doubles.

- Last season, the Eagan, Minn., native developed into a leading contributor, ranked 1st in rebounds (7.3 rpg), 2nd in scoring (11.2 ppg) and 2nd in assists (2.1 apg) for UW.

WINTER IS COMING

Sophomore **Nolan Winter** has been one of the Badgers' most improved players this season.

- A starter for the first time, Winter is averaging a career-best 10.0 ppg and 5.6 rpg, playing 21.7 minutes.
- Winter leads UW shooting 57.1% from the field. He also leads Big Ten shooting 70.1% (75-107) on 2-point FGs.
- Winter is shooting 37.1% (26-70) from 3-point range, the NCAA's 2nd-highest mark among 7-footers with 50 attempts, trailing only Arkansas' Zvonimir Ivisic (40.8%).

NCAA 3FG Pct Leaders, Min. 50 3FGAs

Player	Pct.	3FG-3FGA
1. Zvonimir Ivisic (Arkansas)	40.8%	42-103
<b>2. Nolan Winter (Wisconsin)</b>	<b>37.1%</b>	<b>26-70</b>
3. Danny Wolf (Michigan)	35.5%	27-76
4. Tomislav Ivisic (Illinois)	33.9%	37-109

- Last season, the Lakeville, Minnesota, native averaged 2.4 points per game, an increased scoring average of 7.6 points per game, the 5th-largest increase in the Big Ten.

Largest scoring increases from last season, B1G

Name	2023-24	2024-25	Diff.
1. Trey Kaufman-Renn (PUR)	6.4	19.6	+13.2
2. Nick Martinelli (NW)	8.8	19.7	+11.9
3. Devin Royal (OSU)	4.7	13.6	+9.9
4. Connor Essegian (WIS/NEB)	3.2	10.8	+7.6
<b>5. Nolan Winter (WIS)</b>	<b>2.4</b>	<b>10.0</b>	<b>+7.6</b>

\* Stats thru Feb. 23, 2025

- Winter has scored 15+ in 5 games this season, including a stretch of 4 straight (ILL, Butler, Detroit and Iowa) that included a career-high 20 points vs. Butler and his second career double-double vs. Detroit Mercy (18p, 11r).
- Winter prepped at Lakeville North, the same high school as former Badgers Tyler Wahl (2019-24) and Nate Reuvers (2017-21).
- Nolan's father, Trevor, played Big Ten basketball as a 7-foot center on Minnesota's 1997 Final Four team. His mother, Heidi, played volleyball for the Gophers.

CROWL JOINS BIG TEN LEGENDS


- **Steven Crowl** became just the 4th Badger ever to accumulate 1,300 points, 800 rebs and 250 assists.
- Since 1986-87, only 12 Big Ten players have reached those milestones.
- Crowl reached the 1200-750-250 club in 133 games, becoming the fastest Badger ever to reach these marks and the 6th-fastest Big Ten player since 1986-87.

1,300 Pts, 800 Reb, 250 Ast Career, Big Ten (since 1986-87)

	YRS	GMS	PTS	REB	AST
1. Kevin Rankin (NW)	1991-94	112	1,575	885	271
2. Trayce Jackson-Davis (IND)	2020-23	126	2,258	1,143	271
3. Robbie Hummel (PUR)	2008-12	127	1,772	862	268
4. Brad Miller (PUR)	1995-98	128	1,530	862	257
<b>5. Steven Crowl (WIS)</b>	<b>2021-25</b>	<b>143</b>	<b>1,382</b>	<b>809</b>	<b>278</b>
6. Glen Rice (MICH)	1986-89	134	2,442	859	274
7. Lamar Stevens (PSU)	2017-20	135	2,207	875	262
<b>8. Ethan Happ (WIS)</b>	<b>2016-19</b>	<b>139</b>	<b>2,130</b>	<b>1,217</b>	<b>423</b>
9. Denzel Valentine (MSU)	2013-16	144	1,645	855	639
10. Draymond Green (MSU)	2009-12	145	1,517	1,096	425
<b>11. Nigel Hayes (WIS)</b>	<b>2014-17</b>	<b>150</b>	<b>1,857</b>	<b>802</b>	<b>319</b>
<b>12. Tyler Wahl (WIS)</b>	<b>2020-24</b>	<b>162</b>	<b>1,350</b>	<b>800</b>	<b>271</b>

QUICK FACTS

University of Wisconsin  
Madison, WI 53711



Founded	1848
Enrollment	50,662
Nickname	Badgers
School Colors	Cardinal and White
Affiliation	NCAA Division I
Conference	Big Ten
Chancellor	Jennifer Mnookin
Director of Athletics	Chris McIntosh
Website	UWBadgers.com
X/Twitter	@BadgerMBB
Instagram	badgermbb
Facebook	/WisconsinMensBasketball

HEAD COACH - GREG GARD

Seasons	10th at Wisconsin / 10th overall
Overall Record	207-113 (.647)
Record at Wisconsin	Same
Big Ten Record	115-75 (.605)
NCAA Tournament Record	6-6 (.500)
	6 appearances

KOHL CENTER

Opened	Jan. 17, 1998
Capacity	16,838
Student Section	AreaRED
Overall Kohl Center Record	374-72 (.839)
Big Ten Kohl Center Record	190-55 (.776)
Gard record at Kohl Center	122-35 (.777)

ALL-TIME RECORD

127th season of Wisconsin Basketball
Years: 1898 to present
Overall Record: 1,744-1,277 (.577)
Big Ten Record: 891-885 (.501)
NCAA Tournament Record: 40-26 (.606)
Big Ten Tournament Record: 29-23 (.558)

BIG TEN CHAMPIONSHIPS (20)

Titles: 1907, 1908, 1912, 1913, 1914, 1916, 1918  
1921, 1923, 1924, 1929, 1935, 1941, 1947, 2002  
2003, 2008, 2015, 2020, 2022

BIG TEN TOURNAMENT TITLES (3)

Titles: 2004, 2008, 2015

NCAA TOURNAMENT HISTORY

Appearances (27): 1941, 1947, 1994, 1997, 1999  
2000, 2001, 2002, 2003, 2004, 2005, 2006, 2007,  
2008, 2009, 2010, 2011, 2012, 2013, 2014, 2015,  
2016, 2017, 2019, 2021, 2022, 2024

National Championship: 1941

Final Four (4): 1941, 2000, 2014, 2015

Elite Eight (6): 1941, 1947, 2000, 2005, 2014, 2015

Sweet 16 (11): 1941, 2000, 2003, 2005, 2008  
2011, 2012, 2014, 2015, 2016, 2017

KAMARI AMONG BEST SIXTH MEN

"We're going to have to start having the conversation about Kamari McGee and the Sixth Man of the Year Award in the Big Ten." - Kevin Kugler, BTN

- Making a case as one of the most valuable "sixth man" players in college basketball, **Kamari McGee** has been terrific for Wisconsin.
- McGee averages 21.3 minutes per game off the bench, averaging a UW career best 7.0 points and 1.9 assists per game.
- McGee has scored in double figures 7 times this season, including 4 times during B1G play.
  - The Badgers are now 8-0 all-time when he scored in double figures (7-0 this season).
  - With Max Klesmit out with injury vs. Minnesota (1/10), McGee made his first UW start and responded with 15 points, his highest output as a Badger. He also 5 rebounds, 2 assists and 3 steals in 33 minutes.
- McGee has had a breakout season from behind the arc, shooting 56.1% from 3-point range (32-57) and 51.2% overall.
- McGee leads the nation in 3-point field goal percentage among players with at least 50 3FGAs.

NCAA 3FG Pct Leaders, Min. 50 3FGAs

Player	Pct.	3FG-3FGA
1. <b>Kamari McGee (WIS)</b>	<b>56.1%</b>	<b>32-57</b>
2. Christian Ings (Norfolk St)	52.0%	26-50
3. Cole Anderson (UCSB)	50.7%	68-134
4. Brian Taylor (SIU-Ed.)	50.0%	39-78
5. Tyler Harris (Washington)	50.0%	43-86

- McGee is also on pace to shatter Wisconsin's single-season 3-point percentage record.

Wisconsin, Single-Season 3FG Pct. (min. 60 3FGAs)

Player	Pct.	3FG-3FGA
<b>Kamari McGee (1992)</b>	<b>56.1%</b>	<b>32-57</b>
1. Tracy Webster (1989)	49.0%	75-153
2. Tim Locum (1989)	48.6%	54-111
3. Tim Locum (1991)	48.5%	65-134
4. Mike Heineman (1987)	47.5%	29-61
5. Tim Locum (1990)	46.9%	67-143

- The senior point guard is taking care of the ball, maintaining a 3.25 assist-to-turnover ratio (52 ast, 16 TO) - **best on the team**.

McGee's Year-Over-Year Comparison

	2022-23	2023-24	2024-25
PPG	1.3	2.1	7.0
FG Pct.	28.0%	54.3%	51.2%
3FG Pct.	18.5%	27.3%	56.1%
Assists	16	11	52
Turnovers	8	8	16
MPG	7.1	8.3	21.3

- Dating back to last season, **Wisconsin is 29-6** when McGee plays 10+ min. in a game.
- The Racine, Wisconsin, native began his career at Green Bay before transferring to Wisconsin as a sophomore in 2022-23. At Green Bay, he was named to the Horizon League's All-Freshman Team.

HAPPY GILMORE

- Senior **Carter Gilmore** is enjoying the most productive season of his 5-year career, providing a spark off the Badgers' bench.
- Gilmore's 3-point success has been a revelation in 2024-25, shooting 43.6% (17-39) from 3-point land. He was a combined 9-for-55 (16.5%) his first four years in Madison.

Gilmore First Four Years vs. This Year Comparison

	2021-24	2024-25
PPG	1.7	3.7
FG Pct.	39.5%	50.0%
3FG-3FGAs	9-55	17-39
3FG Pct.	16.4%	43.6%
RPG	1.6	2.6
MPG	11.7	17.9

- Gilmore posted two unforgettable performances in February during Wisconsin's wins at Northwestern and against Indiana.
- Gilmore ignited a comeback at Northwestern (Feb. 1), scoring a career-high 15 points (all in the second half) to lead UW to a 75-69 win. He also matched a career high with 7 boards and shot 60.0% (3-5) from 3-point land.
- Days later at home against Indiana (Feb. 4), Gilmore tallied 10 points and was a perfect 3-for-3 from beyond the arc while "M-V-P" chants came from the UW student section.

KOHL CENTER AMONG TOUGHEST

Since opening its doors on Jan. 17, 1998, the Kohl Center has proven to be one of the nation's toughest places for opponents to get a win.

- Wisconsin is 13-2 at home this season, winning by an average of 15.8 ppg. Dating back to last season, the Badgers have gone 27-5 (.844) at the Kohl Center.
- With a record of 374-72 (.839) at the Kohl Center, the Badgers have the 2nd-best home win percentage among Big Ten teams in that era.

Best Home Win%, Since Jan. 17, 1998 (thru 2/22/25)

Team	W-L	Pct.
1. Michigan State	384-50	.885
<b>2. Wisconsin</b>	<b>374-72</b>	<b>.839</b>
3. Purdue	362-78	.823
4. Ohio State	395-89	.816
5. Maryland	157-36	.813

- Among all NCAA teams, Wisconsin's .839 home win percentage ranks 11th during the Kohl Center era.

WISCONSIN MEN'S BASKETBALL 2024-25

10

## REGULARS OF 'THE BIG DANCE'

Wisconsin has been one of the most consistent programs to make "The Big Dance" over the past two and a half decades.

- Wisconsin is 1 of 5 schools to participate in 23 of last 25 NCAA tournaments, joining Kansas, Duke, Michigan State and Gonzaga
- Under Gard, the Badgers have appeared in six NCAA tournaments reaching a pair of Sweet 16s. As the 2020 Big Ten champions, the Badgers also would have participated in the canceled 2020 Big Dance.

### NCAA Tournament Appearances (last 25 championships, since 1999)

Team	Appearances
Kansas.....	25
Michigan State.....	25
Gonzaga.....	25
Duke.....	24
<b>Wisconsin.....</b>	<b>23</b>
Kentucky and Texas.....	22

- That stretch includes a run of 19 consecutive NCAA tournament appearances for Wisconsin (1999-2017), which ranks as the 6th-longest streak in NCAA history.
- The only such streaks longer than Wisconsin are Kansas (33, active), North Carolina (27, 1975-01), Duke (24, 1996-19), Michigan State (25, active), Gonzaga (24, active).
- The Badgers are 40-26 (.606) all-time in the NCAA tournament, advancing to 4 Final Fours and winning the 1941 NCAA title.

## BIG TEN BEASTS

- Including this season, Wisconsin has won 10+ Big Ten games in 21 of the last 24 seasons. **No other team can make that claim.**
- Including this season, the Badgers have clinched a winning Big Ten record in 22 of the last 25 seasons.
- Wisconsin has also finished top four in the Big Ten standings in 19 of the last 23 seasons. **No other team can make that claim.**
- Since 2001-02 when Bo Ryan and Greg Gard arrived in Madison, UW has the most Big Ten wins (287) and best win pct. (.667).

### Best B1G Win%, Since 2001-02 (thru Feb. 22, 2025)

Team	W-L	Pct.
<b>1. Wisconsin</b>	<b>287-143</b>	<b>.667</b>
2. Michigan State	284-145	.662
3. Purdue	260-167	.609
4. Ohio State	253-176	.590
5. Maryland	118-90	.567

- Wisconsin won a share of the 2022 Big Ten title, marking UW's 2nd league title in the last 5 seasons and the 20th in school history.
- UW has won 20 Big Ten regular season championships, third-most in the Big Ten behind only Purdue (26) and Indiana (22).

- Coach **Greg Gard** has led UW to Big Ten regular season titles 2 of the last 5 seasons.
- With 2 B1G titles during his tenure, Gard joins Tom Izzo and Matt Painter as the only active Big Ten coaches with multiple titles.
- UW has won 6 Big Ten regular season titles since 2002 (02-03-08-15-20-22), matching MSU (6) for most titles during that span.

### Most Big Ten Regular Season Championships

School	B1G Titles	Since 2002	Last
1. Purdue	26	5	2024
2. Indiana	22	3	2016
<b>3. Wisconsin</b>	<b>20</b>	<b>6</b>	<b>2022</b>
Ohio State	20	5	2012
5. Illinois	18	4	2022

## TOP-TEAM TAKEDOWNS

Wisconsin has made a habit of taken down AP Top-10 teams under **Greg Gard**. This year, the Badgers added 2 more top-10 wins, knocking off No. 9 Arizona and No. 7 Purdue.

- Wisconsin has collected 14 wins over AP top-10 opponents in 10 seasons under Gard:

### Wins Over Top-10 Opponents Under Greg Gard

Opponent	Score	Date
<b>#7 at Purdue</b>	<b>94-84</b>	<b>2/15/25</b>
<b>#9 vs. Arizona</b>	<b>103-88</b>	<b>11/15/24</b>
#3 vs. Purdue	76-75 OT	3/16/24
#3 MARQUETTE	75-64	12/2/23
#8 PURDUE	70-67	3/1/22
#3 at Purdue	74-69	1/3/22
#5 at Ohio State	61-57 OT	1/3/20
#2 MICHIGAN	64-54	1/19/19
#6 PURDUE	57-53	2/14/18
#1 vs. Villanova (NCAA)	65-62	3/18/17
#9 vs. Xavier (NCAA)	66-63	3/20/16
#8 at Iowa	67-59	2/24/16
#2 at Maryland	70-57	2/13/16
#4 MICHIGAN STATE	77-76	1/17/16

- That includes 8 wins over top-5 teams.
- Michigan State (9 wins) is the only other Big Ten team with more top-5 wins than Wisconsin (7) in the Gard era (since '15-16).
- Impressively, of those 14 top-10 wins under Gard, 7 have come away from home.
- Two of Gard's top-10 wins have come in the NCAA tournament, including an upset over No. 1 overall seed Villanova in 2017.
- Since 2001-02, when former Bo Ryan and Greg Gard (then associate head coach) arrived at Wisconsin, the Badgers have gone 51-27 (.654) at the Kohl Center vs. Top-25 teams.
- Including a mark of 16-13 vs. top-10 teams.

## UW IN HOLIDAY TOURNAMENTS

Wisconsin continued its success at holiday tournaments earlier this year, capturing the 2024 Greenbrier Tip-Off title in November.

- This season, the Badgers claimed the Greenbrier Tip-Off championship in West Virginia with wins over UCF and Pitt.
- Wisconsin has now won back-to-back holiday tournaments, and 3 in the last 4 seasons: 2024 Greenbrier Tip-Off, 2023 Fort Myers Tip-Off, and 2021 Maui Invitational.
- Since 2005, UW's combined record in November tourney games is 32-13 (.711)
- UW has competed in a non-conference November event 17 of the last 19 years.

### Wisconsin in Nov. Tournaments - Since 2005

Year	Tournament	Location	Finish
2005	Paradise Jam	US V.I.	3-0 (1st)
2006	South Padre Invit.	Texas	1-1 (3rd)
2008	Paradise Jam	US V.I.	2-1 (2nd)
2009	Maui Invitational	Hawaii	2-1 (3rd)
2010	Old Spice Classic	Orlando	2-1 (2nd)
2011	Chicago Invit.	Illinois	2-0 (1st)
2012	Las Vegas Invit.	Las Vegas	1-1 (3rd)
2013	Cancun Challenge	Mexico	2-0 (1st)
2014	Battle 4 Atlantis	Bahamas	3-0 (1st)
2015	2K Classic	NYC	1-1 (3rd)
2016	Maui Invitational	Hawaii	2-1 (2nd)
2017	Hall of Fame	Kansas City	0-2 (4th)
2018	Battle 4 Atlantis	Kansas City	2-1 (2nd)
2019	Legends Classic	Brooklyn	0-2 (4th)
2021	Maui Invitational	Las Vegas	3-0 (1st)
2022	Battle 4 Atlantis	Bahamas	2-1 (3rd)
2023	Fort Myers Tip-Off	Fort Myers	2-0 (1st)
2024	Greenbrier Tip-Off	West Virginia	2-0 (1st)

- The Badgers have won 9 of their last 10 non-conference November tournament games, going 3-0 in the 2021 Maui Invitational, 2-1 in the 2022 Battle 4 Atlantis and 2-0 in the 2023 Fort Myers Tip-Off.



## BIG KOHL CENTER WINS

Most memorable home wins since opening in 1998:

**Jan. 17, 1998 - UW 56, Northwestern 33**  
First-ever game in the Kohl Center

**Dec. 1, 2001 - UW 70, UW-Green Bay 57**  
Bo Ryan's first victory at the Kohl Center

**Dec. 22, 2001 - UW 86, #14 MU 63**  
Kirk Penney scores 33 points in UW's first win over a ranked team under Bo Ryan

**Jan. 5, 2002 - UW 72, #7 Illinois 66**  
Ryan's first win over a top-10 team at UW

**Feb. 27, 2002 - UW 74, Michigan 54**  
UW clinches share of first Big Ten title since '47

**Dec. 7, 2002 - UW 91, UNLV 74**  
UW begins school-record 38-game home win streak - Alando Tucker 24 points, 18 rebounds

**March 5, 2003 - UW 60, #14 Illinois 59**  
Devin Harris makes 1-of-2 FTs with 0.4 seconds left to clinch outright Big Ten title

**Dec. 23, 2004 - UW 85, UNC Green. 53**  
UW wins school-record 34th-straight home game

**Jan. 16, 2005 - UW 62, #15 Mich. St. 59**  
Wisconsin overcomes 8-point deficit with 1:58 remaining to win its 38th-straight home game

**March 1, 2005 - UW 62, Indiana 60**  
Alando Tucker scores putback as time expires

**Feb. 15, 2006 - UW 78, #12 Ohio St. 73**  
UW overcomes a 9-point halftime vs. No. 12 Ohio State

**Dec. 16, 2006 - UW 89, #2 Pitt 75**  
Alando Tucker and Brian Butch combine for 59 pts

**Jan. 9, 2007 - UW 72, #5 Ohio St. 69**  
Badgers win first top-5 matchup in school history

**March 3, 2007 - UW 52, Michigan St. 50**  
Kammron Taylor wins it on 3FG with 3.9 seconds left

**Dec. 2, 2009 - UW 73, #6 Duke 69**  
Trevon Hughes scores 26 as UW's win clinches Big Ten's first Big Ten/ACC title

**Jan. 9, 2010 - UW 73, #4 Purdue 66**  
Jordan Taylor (23) and Jason Bohannon (20) help end Purdue's undefeated season

**Feb. 2, 2010 - UW 67, #5 Michigan State 49**  
Badgers end MSU's 9-0 Big Ten start

**Feb. 12, 2011 - UW 71, #1 Ohio State 67**  
Stopped OSU's 24-0 start and UW's first win over AP No. 1 since 1962

**Feb. 9, 2013 - UW 65, #2 Michigan 62 (OT)**  
Ben Brust's half-court buzzer-beater sends game to overtime where UW wins

**Nov. 19, 2013 - UW 103, North Dakota 85**  
UW's first 100-point game since '95, Frank Kaminsky scores UW record 43 points

**Feb. 9, 2014 - UW 60, #8 Michigan State 58**  
Treavon Jackson hits game-winning jumper with 2.1 seconds left in Bo Ryan's 150th Big Ten win

**March 1, 2015 - #6 UW 68, Michigan State 61**  
UW claims Big Ten title as Frank Kaminsky scores 31

**Dec. 23, 2015 - UW 84, Green Bay 79**  
Greg Gard's first win as interim head coach

**Jan. 17, 2016 - UW 77, #4 Michigan State 76**  
Gard's first ranked win, Koenig/Hayes total 52 pts

**Feb. 15, 2018 - UW 57, #6 Purdue 53**  
Ethan Happ tallies 21 pts and 12 reb as Badgers raise Frank Kaminsky's No. 44 into rafters

**Jan. 19, 2019 - UW 64, #2 Michigan 54**  
UW knocks off 17-0 Michigan behind 26 points, 10 rebounds and 7 assists from Ethan Happ

**Dec. 19, 2020 - UW 85, #23 Louisville 48**  
UW's largest-ever win over a top-25 team

**March 1, 2022 - #10 UW 70, #8 Purdue 67**  
Chucky Hepburn's 3FG with 1.5 seconds left clinches Big Ten regular season championship

**Dec. 2, 2023 - UW 75, #3 Marquette 64**  
Max Klesmit scores 21 pts (five 3s), all in the first half

**Nov. 15, 2024 - UW 103, #9 Arizona 88**  
Tonje scores 41 as UW honors '14, '15 Final Four teams



## THE KOHL CENTER

The 2024-25 season marks the 28th year of Wisconsin men's basketball at the Kohl Center, which officially opened on Jan. 17, 1998, and the venue has developed into one of the greatest home court advantages in all of college basketball.

- Wisconsin is 374-72 (.839) all-time at the Kohl Center, the 11th-best win % of any active NCAA Division I venue.
- UW is 190-55 (.776) vs. the Big Ten at the Kohl Center.
- UW has led the Big Ten in attendance 10 of the last 15 seasons, excluding the 2020-21 season in which fans were not allowed to attend (COVID-19 pandemic).
- UW has ranked **top 15 nationally in attendance in 25 of the last 26 seasons** since the building opened in 1998, including 16 seasons ranked top 10 in the country.

## NCAA'S TOUGHEST VENUES

Since the Kohl Center opened in 1998, Wisconsin has been nearly unbeatable on its home floor. In fact, among active venues, Wisconsin owns one of the nation's top home records.

Team	Record	Pct.
1. Gonzaga (McCarthy Center) . . . . .	279-18	.939
2. Kentucky (Rupp Arena) . . . . .	661-85	.886
3. Kansas (Allen Fieldhouse) . . . . .	860-118	.879
4. Belmont (Curb Events Center) . . . . .	245-35	.875
5. Michigan State (Breslin Center) . . . . .	472-74	.864
6. UCLA (Pauley Pavilion) . . . . .	803-132	.859
7. UConn (Gampel Pavilion) . . . . .	241-42	.852
8. Duke (Cameron Indoor Stadium) . . . . .	961-174	.847
9. North Carolina (Dean E. Smith Center) . . . . .	477-87	.846
10. Arizona (McKale Center) . . . . .	651-121	.843
<b>11. Wisconsin (Kohl Center) . . . . .</b>	<b>360-70</b>	<b>.837</b>
12. Purdue (Mackey Arena) . . . . .	706-147	.828
13. Indiana (Assembly Hall) . . . . .	623-137	.820
14. Virginia (John Paul Jones Arena) . . . . .	246-56	.815
15. BYU (Marriott Center) . . . . .	627-150	.807

(records through 2023-24 season)

## QUICK FACTS

**Opened:** Jan. 17, 1998

**Capacity:** 16,838 (basketball)

**Original cost:** \$76.4 Million

**Student Section:** AreaRED

**Building:** Named after the late U.S. Sen. Herb Kohl (D-Wisconsin), a 1956 graduate of UW-Madison, who donated \$25 million to the project.

**Court:** Named for All-Big Ten player Albert "Ab" Nicholas (1950-52) and his wife, Nancy, who pledged \$10 million toward the original project.

**All-Time record:** 374-72 (.839)

**Big Ten record:** 190-55 (.776)

**Record vs. Top-25:** 57-32 (.640)

**Record under Gard:** 121-35 (.777)

# 16,838

The fifth-largest arena in the Big Ten, the Kohl Center capacity is 16,838 for men's basketball. That includes the third-largest student section in the Big Ten of around 2,100.

# 28

UW is currently enjoying its 28th season of men's basketball at the Kohl Center, which opened in 1998.

# 6

Wisconsin has claimed six Big Ten regular season championships during the Kohl Center era, winning in 2002, 2003, 2008, 2015, 2020 and 2022.

# 3

Three retired jerseys currently hang in the Kohl Center rafters: No. 8 Ab Nicholas (1950-52), No. 24 Michael Finley (1992-95) and No. 44 Frank Kaminsky (2012-15).

HEAD COACH GREG GARD

TWO-TIME BIG TEN COACH OF THE YEAR

A coaching veteran of more than 30 years, Greg Gard heads into his 10th season leading the Wisconsin men's basketball program in 2024-25 and has proven himself to be one of the best head coaches in the Big Ten. A finalist for the Naismith National Coach of the Year in 2022, Gard has guided the Badgers to Big Ten regular season championships in two of the last five seasons. Gard was named Big Ten Coach of the Year in each of those title-winning campaigns (2020 and 2022).

Wisconsin's postseason success hasn't wavered on Gard's watch either, qualifying for the NCAA tournament in six of his eight seasons (Big Ten automatic qualifier status in canceled 2020 Big Dance, due to COVID pandemic). His postseason ledger includes Sweet 16 appearances his first two seasons at the helm.

In his first nine seasons as head coach, Gard has amassed a record of 186-107 (.635), owning the third-highest win percentage in school history behind only Naismith Memorial Basketball Hall of Fame members Bo Ryan (.737) and Walter Meanwell (.712). Gard has led the Badgers to five of the top-20 winningest seasons in program history.

Gard enters the 2024-25 season with a conference record of 104-70. During the 2023-24 season, he became the sixth-fastest coach to reach 100 Big Ten wins in the last 50 years trailing only Bob Knight, Bo Ryan, Thad Matta, Tom Izzo and Gene Keady.

Gard had arguably his most impressive coaching job in 2021-22. Picked to finish preseason 10th in the Big Ten, UW went 25-8 overall and 15-5 in league play, claiming a share of the Big Ten regular season title for the second time in the past three seasons. Gard was

named Big Ten Coach of the Year for the second time in his career. Sophomore guard Johnny Davis garnered consensus first-team All-America honors and won Lute Olson National Player of the Year, the Jerry West Award and Big Ten Player of the Year.

Gard's leadership during the 2019-20 season is among his best. After opening 5-5 in the Big Ten, Wisconsin won nine of its last 10 games, including its final eight games of the season to win a share of the 2020 conference championship and claim the No. 1 seed for the later canceled Big Ten tournament.

In his inaugural season as head coach, Gard led the Badgers to the 2016 NCAA Tournament Sweet 16, becoming just the second-ever first-year coach to win the Jim Phelan National Coach of the Year award. He followed that up by leading UW to the fifth-highest single-season win total in school history (27-10) and making a second-consecutive visit to the Sweet 16.

Long considered one of the top assistant coaches in the game, Gard served as an assistant at Wisconsin for 14-plus seasons. During that time he helped guide the Badgers to back-to-back Final Fours in 2014 and 2015, and in 2015 UW reached its first national championship game since 1941.

Prior to coming to Wisconsin in 2001, Gard spent two seasons as Bo Ryan's assistant at UW-Milwaukee (2000-01) and six seasons as an assistant to Ryan at UW-Platteville (1993-99). During Gard's years on the Pioneer staff, UW-Platteville went 161-13 (.925) and won three NCAA Division III national titles.

Gard and his wife, Michelle, have two daughters, Mackenzie and Peyton, and their son, Isaac, is a junior on the Badgers men's basketball team.



THE GARD FILE

- Career Record (10th season): 207-113 (.647)
- Big Ten Record (10th season): 115-75 (.605)
  - NCAA Tournaments/Record: 6 / 6-6
  - Hometown: Cobb, Wis.
  - Alma Mater: UW-Platteville, 1995 (Phys. & Health Ed)
  - Master's Degree: UW-Platteville, 2007 (Counselor Ed)
  - Family: Wife Michelle; Children Mackenzie, Isaac, Peyton

COACHING EXPERIENCE

Position	School	Years
Assistant Coach	Southwestern (Wis.) HS	1990-93
Assistant Coach	Platteville (Wis.) HS	1993-94
Assistant Coach	UW-Platteville	1993-99
Assistant Coach	UW-Milwaukee	1999-01
Assoc. Head Coach	Wisconsin	2001-15
Head Coach	Wisconsin	2015-Present

CAREER HIGHLIGHTS

Date	Highlight
Dec. 15, 2015	Assumed role of interim head coach upon the retirement of Bo Ryan
Dec. 23, 2015	First career win, 84-79, vs. Green Bay
Jan. 2, 2016	First Big Ten win, 79-57, vs. Rutgers
Jan. 17, 2016	First ranked win, 77-76, vs. #4 MSU
Feb. 13, 2016	First road win over ranked team, 70-57, at #2 Maryland
March 7, 2016	Officially named UW head coach
March 18, 2016	First NCAA tournament win, 47-43, vs. 10th-seeded Pittsburgh
April 4, 2016	Jim Phelan National Coach of the Year
March 18, 2017	UW knocks off No. 1 overall seeded Villanova in NCAA second round
Feb. 15, 2018	UW tallied sixth top-10 win in 3 seasons under Gard (#6 PUR, 57-53)
Jan. 19, 2019	UW earned 4th win vs. top-5 team under Gard (#2 MICH, 64-54)
Jan. 3, 2020	UW won at #5 Ohio State, 61-47
March 7, 2020	Claims first Big Ten title by winning final 8 games, including 60-56 at Indiana
March 9, 2020	Named 2020 Big Ten Coach of the Year
Dec. 25, 2020	UW wins at MSU first time since 2004
Nov. 24, 2021	UW wins first Maui Invitational tournament title in school history
Jan. 3, 2022	UW wins at #3 Purdue, 74-69
March 1, 2022	Led UW to Big Ten title with 70-67 home win over #8 Purdue
March 8, 2022	2022 Big Ten Coach of the Year
Nov. 15, 2024	UW takes down #9 Arizona, 103-88
Jan. 14, 2025	Gard posts 200th win at Wisconsin
Feb. 15, 2025	UW wins at #7 Purdue, 94-84

Year	School	Record	Pct.	Conf.	Place	Postseason
2015-16	Wisconsin	15-8	.652	12-6	T-3rd	NCAA Sweet 16
2016-17	Wisconsin	27-10	.730	12-6	T-2nd	NCAA Sweet 16
2017-18	Wisconsin	15-18	.455	7-11	9th	--
2018-19	Wisconsin	23-11	.676	14-6	4th	NCAA First Round
2019-20	Wisconsin	21-10	.677	14-6	T-1st	Postseason Cancelled
2020-21	Wisconsin	18-12	.600	10-10	T-6th	NCAA 2nd Round
2021-22	Wisconsin	25-8	.758	15-5	T-1st	NCAA 2nd Round
2022-23	Wisconsin	20-15	.588	9-11	12th	NIT Semifinals
2023-24	Wisconsin	22-13	.629	11-9	5th	NCAA First Round
2024-25	Wisconsin	21-6	.778	11-5	--	--
Totals (10th season)		207-113	(.647)	115-75	(.605)	6 NCAA appearances

■ Gard owns the 4th-highest win total and 3rd-highest win percentage in UW annals.

Best Win Pct., Wisconsin Coaches (min. 50 wins)					
Coach (Years)	Yrs.	Overall	Pct.	Big Ten	Pct.
1. Bo Ryan (2002-15)	14	364-130	.737	172-68	.717
2. Walter Meanwell (1912-17, '21-34)	20	246-99	.712	158-80	.660
3. <b>Greg Gard (2016-present)</b>	10	<b>207-113</b>	<b>.647</b>	<b>115-75</b>	<b>.605</b>
4. Dick Bennett (1996-2000)	25	94-68	.580	40-44	.476
5. Bud Foster (1935-59)	5	265-267	.498	143-182	.440

- Gard's 60.5% conference win percentage ranks 7th-best among Big Ten coaches of the last 45 years.

Best Win Pct., B1G w/100+ Wins (since 1980)		
Coach (School, Years)	Record	Pct.
1. Bo Ryan, WIS (2002-15)	172-68	.717
2. Bob Knight, IND (1972-00)	353-151	.700
3. Tom Izzo, MSU (1995-)	356-172	.674
4. Thad Matta, OSU (2005-17)	150-78	.658
5. Matt Painter, PUR (2005-)	237-128	.649
6. Gene Keady, PUR (1981-05)	265-169	.611
7. <b>Greg Gard, WIS (2016-)</b>	<b>115-74</b>	<b>.605</b>

\* Through games played Feb. 23, 2024

- Gard became the 23rd coach in conference history (and 4th Badger) to reach 100 Big Ten wins. He is the 6th-fastest to that milestone in the last 50 years.

Fastest to 100 Big Ten Wins (LAST 50 YRS)		
Gms	Coach (School)	Record at 100
135	Bob Knight (IND)	100-35 (.741)
140	Bo Ryan (WIS)	100-40 (.714)
141	Thad Matta (OSU)	100-41 (.709)
143	Tom Izzo (MSU)	100-43 (.699)
144	Gene Keady (PUR)	100-44 (.694)
162	<b>Greg Gard (WIS)</b>	<b>100-62 (.617)</b>
173	Matt Painter (PUR)	100-73 (.578)
183	John Beilein (MICH)	100-83 (.546)

WISCONSIN BASKETBALL RECORD BOOK WATCH

INDIVIDUAL CAREER

POINTS			
15.	1,430	D'Mitrik Trice	2017-21
16.	1,425	Devin Harris	2002-04
17.	1,408	Clarence Sherrod	1969-71
18.	1,405	Cory Blackwell	1982-84
19.	1,382	Steven Crowl	2020-Present
20.	1,376	Jon Leuer	2008-11
21.	1,363	Sam Dekker	2013-15

FIELD GOAL PERCENTAGE (MIN. 100 FGAS)			
1.	.573	Patrick Tompkins (306-534)	1988-91
2.	.557	Andy Kowske (359-645)	1998-01
3.	.554	Rashard Griffith (294-531)	1994-95
4.	.545	Willie Simms (391-717)	1988-91
5.	.544	Ethan Happ (880-1618)	2016-19
6.	.535	Danny Jones (723-1351)	1987-90
7.	.528	Nolan Winter (131-248)	2024-Present
8.	.528	Steven Crowl (546-1034)	2020-Present
9.	.527	J.J. Weber (405-768)	1984-87
10.	.522	Frank Kaminsky (529-1013)	2012-15

REBOUNDS			
3.	858	Joe Franklin	1966-68
4.	856	Mike Wilkinson	2002-05
5.	841	Joe Chnelich	1977-80
6.	809	Steven Crowl	2020-Pres.
7.	806	Kim Hughes	1972-74
8.	802	Nigel Hayes	2014-17

ASSISTS			
15.	295	Devin Harris	2002-04
16.	290	Arnold Gaines	1977-80
17.	284	Josh Gasser	2011-15
18.	278	Michael Flowers	2005-08
	278	Steven Crowl	2020-Present
20.	277	Trevon Hughes	2007-10
21.	273	Joe Krabbenhoft	2006-09

OFFENSIVE REBOUNDS			
5.	240	Andy Kowske	1998-01
6.	239	Tyler Wahl	2019-Present
7.	231	Joe Krabbenhoft	2006-09
8.	227	Sean Daugherty	1995-98
9.	225	Steven Crowl	2020-Present
10.	222	Brian Butch	2005-08

3-POINTERS			
13.	167	Tracy Webster	1992-92
14.	166	Sean Mason	1995-99
15.	163	Kammron Taylor	2004-07
16.	162	Andy Kilbride	1992-95
17.	157	Josh Gasser	2011-15
	157	Max Klesmit	2023-Present
19.	144	Chucky Hepburn	2022-24

WINS (PLAYED IN)			
5.	102	Tyler Wahl	2019-Present
6.	101	Brad Davison	2018-22
7.	100	Joe Krabbenhoft	2006-09
8.	99	Alando Tucker	2003-07
	99	Trevon Hughes	2007-10
	99	Steven Crowl	2020-Present
11.	98	Ryan Evans	2010-13

GAMES PLAYED			
1.	161	Brad Davison	2018-22
2.	150	Nigel Hayes	2014-17
3.	148	Josh Gasser	2011-15
	148	Bronson Koenig	2014-17
5.	144	Frank Kaminsky	2012-15
6.	143	D'Mitrik Trice	2018-21
	143	Steven Crowl	2020-Present
8.	139	Ethan Happ	2016-19

GAMES STARTED			
1.	157	Brad Davison	2018-22
2.	144	Josh Gasser	2011-15
3.	139	Ethan Happ	2016-19
4.	131	Steven Crowl	2020-Present
5.	126	Alando Tucker	2003-07

INDIVIDUAL SINGLE SEASON

FREE THROWS			
1.	190	Nigel Hayes	2016
2.	171	Devin Harris	2004
3.	168	Clarence Sherrod	1970
4.	164	Alando Tucker	2007
	164	John Tonje	2025
6.	156	Frank Kaminsky	2015

FREE THROWS PER GAME			
1.	7.0	Clarence Sherrod	1970
2.	6.6	Dick Miller	1956
3.	6.2	Clarence Sherrod	1971
4.	6.1	John Tonje	2025
5.	6.0	Ron Jackson	1962
6.	5.9	Dick Cable	1955

FREE THROW PERCENTAGE (MIN. 50 MADE)			
1.	.911 (164-180)	John Tonje	2025
2.	.905 (57-63)	Brian Good	1990
	.905 (57-63)	Bronson Koenig	2017
4.	.899 (80-89)	Ben Brust	2014
5.	.894 (59-66)	Rick Olson	1984

3-POINT FG PERCENTAGE (MIN. 60 3FGAS)			
1.	.490 (75-153)	Tracy Webster	1989
2.	.486 (54-111)	Tim Locum	1989
3.	.485 (65-134)	Tim Locum	1991
4.	.475 (29-61)	Mike Heineman	1987
	.561 (32-57)	Kamari McGee	1992

INDIVIDUAL SINGLE GAME

POINTS			
1.	43	Frank Kaminsky vs. N Dakota	11/19/13
2.	42	Ken Barnes vs. Indiana	3/8/65
	42	Michael Finley at E. Michigan	12/10/94
4.	41	John Tonje vs. Arizona	11/15/24
5.	39	Rick Olson vs. Michigan	1/14/84
	39	Jordan Taylor at Indiana	3/3/11

FREE THROWS			
1.	21	John Tonje vs. Arizona	11/15/24
2.	17	Dale Koehler vs. Loyola (Chi.)	12/6/75
	17	Nigel Hayes vs. Indiana	1/26/16

FREE THROWS ATTEMPTS			
1.	24	Paul Morrow at Michigan	2/21/53
2.	23	Dale Koehler vs. Loyola (Chi.)	12/6/75
3.	22	Nigel Hayes vs. Indiana	1/26/16
	22	John Tonje vs. Arizona	11/15/24

NCAA, TEAM SINGLE SEASON

FREE THROWS PERCENTAGE			
1.	.836 (453-542)	Wisconsin	2024-25
2.	.830 (527-635)	Villanova	2020-21
3.	.822 (535-651)	Harvard	1983-84
4.	.821 (407-496)	Oral Roberts	2020-21
5.	.820 (456-556)	Villanova	2022-23

BIG TEN, TEAM SINGLE SEASON

FREE THROWS PERCENTAGE			
1.	.836 (453-542)	Wisconsin	2024-25
2.	.818 (436-533)	Wisconsin	2010-11
3.	.813 (266-327)	Michigan St.	2024-25
4.	.809 (452-559)	Ohio State	1969-70

TEAM SINGLE SEASON

POINTS PER GAME			
1.	86.3		1970-71
2.	84.7		1961-62
3.	81.9		1963-64
4.	81.7		2024-25
5.	81.8		1966-67

FREE THROWS PERCENTAGE			
1.	.836 (453-542)		2024-25
2.	.818 (436-533)		2010-11
3.	.768 (364-474)		2020-21
4.	.764 (353-462)		2019-20
5.	.763 (584-765)		2014-15

BEST STARTS (NCAA TOURNAMENT ERA, 1938-39)			
1.	16-0	2013-14	
2.	11-0	1993-94	
3.	8-0	1986-86	
	8-0	2024-25	
4.	7-0	1973-74	
	7-0	2014-15	

BIG TEN RECORDS – CAREER

BIG TEN WINS			
14.	150-78 (.658)	Thad Matta, OSU	2005-17
15.	143-182 (.440)	Harold Foster, WIS	1935-59
16.	140-134 (.511)	Fran McCaffery, IOWA	2010-pres.
17.	138-141 (.495)	Arthur Lonborg, NU	1928-50
18.	126-92 (.578)	John Beilein, MICH	2008-19
19.	125-104 (.546)	Tom Davis, IOWA	1986-99
20.	120-72 (.625)	Johnny Orr, MICH	1969-80
21.	115-75 (.605)	Greg Gard, WIS	2016-present
22.	103-100 (.507)	L.J. Cooke, MINN	1897-24
	103-116 (.470)	Dave MacMillan, MINN	1928-42, '46-48

BIG TEN WIN PERCENTAGE (MIN. 100 WINS)			
1.	172-68 (.717)	Bo Ryan, WIS	2002-Present
2.	353-151 (.700)	Bob Knight, IND	1972-2000
3.	228-105 (.685)	Ward Lambert, PUR	1917, '19-45
4.	354-172 (.673)	Tom Izzo, MSU	1995-Present
5.	158-80 (.660)	Walter Meanwell, WIS	1912-17, '21-34
6.	150-78 (.658)	Thad Matta, OSU	2005-17
7.	237-127 (.651)	Matt Painter, PUR	2005-Present
8.	210-116 (.644)	Branch McCracken, IND	1939-43, '47-65
9.	174-104 (.626)	Harry Combes, ILL	1948-67
10.	120-72 (.625)	Johnny Orr, MICH	1969-80
11.	265-169 (.611)	Gene Keady, PUR	1981-2005
12.	158-102 (.608)	Fred Taylor, OSU	1959-76
13.	115-75 (.605)	Greg Gard, WIS	2016-present
	98-64 (.605)	Bill Frieder, MICH	1981-89
15.	126-92 (.578)	John Beilein, MICH	2008-19



2 | JACK ROBISON

Freshman | Forward | 6-5 | 190  
Lakeville, Minn. | Lakeville North HS



X: @JackRobison17 | Instagram: @jackrobison2

GET TO KNOW JACK

Jack Robison is a three-star wing from Lakeville, Minnesota. The fourth player from Lakeville North High School to commit to play for Wisconsin and Coach Gard, he follows in the path of a growing line that includes current Badgers Tyler Wahl and Nolan Winter (teammate of Robison at Lakeville North), and former UW forward Nate Reuvers. As a junior at Lakeville North, Robison earned all-conference honors averaging 16 points, six rebounds and four assists per game to help lead his team to third in state. His sophomore season, Robison averaged 16.8 points per game. A versatile player at 6-foot-6, Robison is known for his shooting ability, but is also a skilled athlete that utilizes his length to makes plays on both ends of the floor. His multi-dimensional skill set allows him to play shooting guard, small forward, and in some instances a stretch forward.

INDIVIDUAL BENCHMARKS

	SEASON	CAREER
GP/GS	11/0	11/0
5+ POINTS:	0	0
10+ POINTS:	0	0
3+ 3-PTERS MADE:	0	0
5+ REBOUNDS:	0	0
10+ REBOUNDS:	0	0
LED TEAM IN PTS:	0	0
LED TEAM IN REB:	0	0

TOP PERFORMANCES

- **vs. App State (11/10/24):** Scored his first career points, sinking a three on his first career field goal attempt.
- **vs. Holy Cross (11/4/24):** Made his Badger debut, playing 2 minutes in the win.

SEASON HIGHS

**POINTS:** 3 (2x) MR vs. UCF (11/22/24)  
**FIELD GOALS:** 1 (2x) MR vs. UCF (11/22/24)  
**FG ATTEMPTS:** 1 (2x) MR vs. UCF (11/22/24)  
**3-POINT FGS:** 1 (2x) MR vs. UCF (11/22/24)  
**3-POINT FGAS:** 1 (2x) MR vs. UCF (11/22/24)  
**FREE THROWS:** --  
**FT ATTEMPTS:** --  
**REBOUNDS:** 1 vs. Detroit Mercy (12/22/24)  
**ASSISTS:** 1 vs. Nebraska (1/26/25)  
**BLOCKS:** --  
**STEALS:** --  
**MINUTES:** 3 (3x) MR vs. Minnesota 1/10/25

CAREER HIGHS

**POINTS:** 3 (2x) MR vs. UCF (11/22/24)  
**FIELD GOALS:** 1 (2x) MR vs. UCF (11/22/24)  
**FG ATTEMPTS:** 1 (2x) MR vs. UCF (11/22/24)  
**3-POINT FGS:** 1 (2x) MR vs. UCF (11/22/24)  
**3-POINT FGAS:** 1 (2x) MR vs. UCF (11/22/24)  
**FREE THROWS:** --  
**FT ATTEMPTS:** --  
**REBOUNDS:** 1 vs. Detroit Mercy (12/22/24)  
**ASSISTS:** 1 vs. Nebraska (1/26/25)  
**BLOCKS:** --  
**STEALS:** --  
**MINUTES:** 3 (3x) MR vs. Minnesota 1/10/25

GAME-BY-GAME STATISTICS

#2 ROBISON, Jack

Opponent	Date	GS	MIN	Total		3-Pointers		Free throws		Rebounds				PF				A	T	BLK	STL	PTS	AVG
				FG-FGA	PCT	3FG-3FGA	PCT	FT-FTA	PCT	OFF	DEF	TOT	AVG	O	D	T	BLK						
Holy Cross	11/04/2024		01:40	0-0	.000	0-0	.000	0-0	.000	0	0	0	0.0	0	0	0	0	0	0	0	0.0		
App State	11/10/2024		00:42	1-1	1.000	1-1	1.000	0-0	.000	0	0	0	0.0	0	0	0	0	0	0	3	1.5		
Arizona	11/15/2024		00:12	0-0	.000	0-0	.000	0-0	.000	0	0	0	0.0	0	0	0	0	0	0	0	1.0		
vs UCF	11/22/2024		01:20	1-1	1.000	1-1	1.000	0-0	.000	0	0	0	0.0	1	0	0	0	0	0	3	1.5		
Chicago St.	11/30/2024		00:30	0-0	.000	0-0	.000	0-0	.000	0	0	0	0.0	0	0	0	0	0	0	0	1.2		
Detroit Mercy	12/22/2024		01:41	0-0	.000	0-0	.000	0-0	.000	1	0	1	0.2	0	0	0	0	0	0	0	1.0		
Iowa	01/03/2025		01:08	0-0	.000	0-0	.000	0-0	.000	0	0	0	0.1	0	0	0	0	0	0	0	0.9		
Minnesota	01/10/2025		01:37	0-0	.000	0-0	.000	0-0	.000	0	0	0	0.1	0	0	0	0	0	0	0	0.8		
at Southern California	01/18/2025		00:39	0-0	.000	0-0	.000	0-0	.000	0	0	0	0.1	0	0	0	0	0	0	0	0.7		
Nebraska	01/26/2025		01:53	0-0	.000	0-0	.000	0-0	.000	0	0	0	0.1	0	1	0	0	0	0	0	0.6		
Indiana	02/04/2025		01:09	0-0	.000	0-0	.000	0-0	.000	0	0	0	0.1	0	0	0	0	0	0	0	0.5		
Totals		0	12:31	2-2	1.000	2-2	1.000	0-0	.000	1	0	1	0.1	1	1	0	0	0	0	6	0.5		

CAREER STATISTICS

ROBISON, Jack																
SEASON TEAM	GP-GS	MIN/AVG	Field Goals		3-Point		F-Throws		Rebounds				Scoring			
			FG-FGA	FG%	3FG-3FGA	3FG%	FT-FTA	FT%	OFF	DEF	TOT	AVG	PF-F	FO-A	T	BLK
2024-25 Wisc	11-0	13/1.1	2-2	1.000	2-2	1.000	0-0	.000	1	0	1	0.1	1-0	1	0	0
TOTAL	11-0	13/1.1	2-2	1.000	2-2	1.000	0-0	.000	1	0	1	0.1	1-0	1	0	0

3 | CAMREN HUNTER

Junior | Guard | 6-2 | 222  
Bryant, Ark. | Central Arkansas



X: N/A | Instagram: @camrenhunter3

GET TO KNOW CAMREN

Camren Hunter begins his first season at Wisconsin after transferring from Central Arkansas, where he spent three seasons. Hunter missed his junior season at Central Arkansas due to injury. A prolific scorer, he was recognized as the ASUN Conference Freshman of the Year and named to the All-ASUN First Team in 2021-22 after averaging 14.1 points per game. He Increased his scoring average to 16.9 points per game as a sophomore (2022-23). In all-around player, Hunter has recorded five career double-doubles, as well as a triple-double.

INDIVIDUAL BENCHMARKS

	SEASON	CAREER
GP/GS	7/0	67/60
15+ POINTS:	0	33
20+ POINTS:	0	13
3+ 3-PTERS MADE:	0	11
5+ REBOUNDS:	0	30
5+ ASSISTS:	0	17
LED TEAM IN PTS:	0	15
LED TEAM IN REB:	0	3

TOP PERFORMANCES

- **at Queens (NC) (1/12/23):** Scored career high 33 points, going 11-for-20 in the win.
- **vs. North Alabama (1/18/23):** Recorded first career triple-double with 20 points, 12 rebounds, and tied a career-high 11 assists.
- **at Jacksonville State (2/12/22):** Led his team to victory after scoring 21 points, with 8 rebounds and 7 assists. Swiped a career-high 5 steals as well.

SEASON HIGHS

**POINTS:** 3 vs. Iowa (1/03/25)  
**FIELD GOALS:** 1 vs. Iowa (1/03/25)  
**FG ATTEMPTS:** 4 vs. Detroit Mercy (12/22/24)  
**3-POINT FGS:** 1 vs. Iowa (1/03/25)  
**3-POINT FGAS:** 1 (2x) MR vs. Iowa (1/03/25)  
**FREE THROWS:** --  
**FT ATTEMPTS:** --  
**REBOUNDS:** 4 vs. Detroit Mercy (12/22/24)  
**ASSISTS:** 1 vs App State (11/10/24)  
**BLOCKS:** --  
**STEALS:** --  
**MINUTES:** 8 vs. Detroit Mercy (12/22/24)

CAREER HIGHS

**POINTS:** 33 at Queens (NC) (1-12-23)\*  
**FIELD GOALS:** 11 at Queens (NC) (1-12-23)\*  
**FG ATTEMPTS:** 23 at Northwestern St (11-26-22)\*  
**3-POINT FGS:** 4 (3x) MR vs. Kennesaw St (2-24-23)\*  
**3-POINT FGAS:** 9 (2x) MR at Queens (NC) (1-12-23)\*  
**FREE THROWS:** 10 (2x) MR vs. North Florida (1-26-23)\*  
**FT ATTEMPTS:** 14 vs. North Alabama (1-18-23)\*  
**REBOUNDS:** 13 vs. Champion Christian (12-31-21)\*  
**ASSISTS:** 11 (2x) vs. North Alabama MR (1-18-23)\*  
**BLOCKS:** 4 at Texas A&M (12-29-21)\*  
**STEALS:** 5 (2x) MR at Oral Roberts (12-10-22)\*  
**MINUTES:** 41 (3x) MR vs. Florida Gulf Coast (1-2-23)\*

\*recorded at Central Arkansas

GAME-BY-GAME STATISTICS

#3 HUNTER, Camren

Opponent	Date	GS	MIN	Total		3-Pointers		Free throws		Rebounds				PF				PTS	AVG
				FG-FGA	PCT	3FG-3FGA	PCT	FT-FTA	PCT	OFF	DEF	TOT	AVG	A	TO	BLK	STL		
App State	11/10/2024		00:42	0-0	.000	0-0	.000	0-0	.000	0	0	0	0.0	1	1	0	0	0	0.0
Arizona	11/15/2024		00:17	0-0	.000	0-0	.000	0-0	.000	0	0	0	0.0	0	0	0	0	0	0.0
Chicago St.	11/30/2024		01:36	0-0	.000	0-0	.000	0-0	.000	0	0	0	0.0	1	0	0	0	0	0.0
at Marquette	12/07/2024		00:06	0-0	.000	0-0	.000	0-0	.000	0	0	0	0.0	0	0	0	0	0	0.0
Detroit Mercy	12/22/2024		08:28	0-4	.000	0-1	.000	0-0	.000	2	2	4	0.8	0	0	0	0	0	0.0
Iowa	01/03/2025		02:12	1-1	1.000	1-1	1.000	0-0	.000	0	0	0	0.7	1	0	0	0	3	0.5
Illinois	02/18/2025		01:19	0-0	.000	0-0	.000	0-0	.000	0	1	1	0.7	0	0	0	0	0	0.4
Totals		0	14:40	1-5	.200	1-2	.500	0-0	.000	2	3	5	0.7	3	1	0	0	3	0.4

CAREER STATISTICS

HUNTER, Camren

SEASON	TEAM	GP-GS	MIN/AVG	Field Goals		3-Point		F-Throws		Rebounds				Scoring						
				FG-FGA	FG%	3FG-3FGA	3FG%	FT-FTA	FT%	OFF	DEF	TOT	AVG	PF-FO	A	TO	BLK	STL	PTS	AVG
2021-22	UCA	30-30	976/32.5	155-347	.447	25-100	.250	88-108	.815	56	91	147	4.9	57-2	102	86	15	45	423	14.1
2022-23	UCA	30-30	1020/34.0	182-430	.423	50-161	.311	92-117	.786	34	116	150	5.0	43-0	118	83	17	45	506	16.9
2024-25	Wisc	7-0	15/2.1	1-5	.200	1-2	.500	0-0	.000	2	3	5	0.7	3-0	1	0	0	0	3	0.4
TOTAL FOR Wisc		7-0	15/2.1	1-5	.200	1-2	.500	0-0	.000	2	3	5	0.7	3-0	1	0	0	0	3	0.4
TOTAL		67-60	2011/30.0	338-782	.432	76-263	.289	180-225	.800	92	210	302	4.5	103-2	221	169	32	90	932	13.9

4 | KAMARI McGEE

Senior | Guard | 6-0 | 181  
Racine, Wis. | Racine St. Catherine's



X/Twitter: @KamariMcGee | Instagram: @killla.\_kam

GET TO KNOW KAMARI

A native of Racine, Wisconsin, junior guard Kamari McGee begins his third season representing his home state Badgers in 2024-25. As someone who grew up in the state of Wisconsin, McGee is realizing a lifelong dream of being a Wisconsin Badger. He's played in 56 career games at Wisconsin, averaging 7.6 minutes per game over his career with the Badgers as a key reserve player. He serves a valuable role as a defensive guard, leading the 2023-24 squad in steal percentage. Prior to Wisconsin, McGee averaged 11.6 points per game at Green Bay, and was named to the Horizon League's All-Freshman Team.

INDIVIDUAL BENCHMARKS

	SEASON	CAREER
GP/GS:	27/1	113/22
10+ POINTS:	7	24
20+ POINTS:	0	5
3+ ASSISTS:	9	18
2+ STEALS:	5	16
LED TEAM IN PTS:	0	11
LED TEAM IN AST:	3	15

TOP PERFORMANCES

- **vs Minnesota (1/10/25):** Scored a UW career high 15 pts (3-4 3FG), plus 5 reb, 3 steals in his first ever start with Wisconsin.
- **vs UCF (11/22/24):** Scored a then UW career high 14 pts (5-6 FG, 3-4 3FG), plus 4 reb, 3 ast in the win.
- **vs Montana State (11/7/24):** Matched his then-career-high at UW scoring 11 points (5-7 FG, 1-1 3FG), to go along with 3 rebounds, 3 assists and 1 steal.
- **vs Northwestern (3/15/24):** Played a season-high 23 minutes, tallying 4 pts, 3 reb, 1 ast and 1 blk.
- **vs Rutgers (3/7/24):** Scored a then-UW-career-best 11 pts (5-5 FG, 1-1 3FG) in 10 minutes off the bench.
- **vs Robert Morris (11/17/23):** Season high 17 minutes off bench with 6 points (4-6 FT), 1 reb, 1 stl.
- **vs Michigan (2/26/23):** Played a season high 25 points in a win over Michigan, tallying 6 pts and 3 reb
- **at Marquette (12/3/22):** Scored his first points as a Badger, finishing with 5 pts off the bench in a win.
- **vs Wright State (2/9/22):** Finished with a career high 24 points, 5 rebounds and 5 steals for Green Bay

SEASON HIGHS

POINTS: 15 vs. Minnesota (1/10/25)  
FIELD GOALS: 5 (3x) MR vs. Minnesota (1/10/25)  
FG ATTEMPTS: 10 vs. Minnesota (1/10/25)  
3-POINT FGS: 4 vs. Iowa (1/3/25)  
3-POINT FGAS: 5 (3x) MR vs. Indiana (2/4/25)  
FREE THROWS: 4 at Maryland (1/29/25)  
FT ATTEMPTS: 4 at Maryland (1/29/25)  
REBOUNDS: 5 (2x) MR vs. Minnesota (1/10/25)  
ASSISTS: 4 (3x) MR vs. USC (1/18/25)  
BLOCKS: 1 vs. Michigan (12/3/24)  
STEALS: 3 (2x) MR vs. Oregon (2/22/25)  
MINUTES: 33 vs. Minnesota (1/10/25)

CAREER HIGHS

POINTS: 24 vs. Wright State (2/9/22)\*  
FIELD GOALS: 9 (2x) MR vs. Wright State (2/9/22)\*  
FG ATTEMPTS: 19 vs. UIC (1/15/22)\*  
3-POINT FGS: 4 vs. Iowa (1/3/25)  
3-POINT FGAS: 8 at Milwaukee (2/13/22)\*  
FREE THROWS: 8 vs. Milwaukee (1/5/22)\*  
FT ATTEMPTS: 8 vs. Milwaukee (1/5/22)\*  
REBOUNDS: 9 (2x) MR vs. Detroit (3/1/22)\*  
ASSISTS: 4 (5x) MR vs. USC (1/18/25)  
BLOCKS: 1 (4x) MR vs. Michigan (12/3/24)  
STEALS: 4 at IUPUI (2/26/22)\*  
MINUTES: 40 vs. UIC (1/15/22)\*

\*recorded at Green Bay

GAME-BY-GAME STATISTICS

#4 MCGEE, Kamari

Opponent	Date	GS	MIN	Total		3-Pointers		Free throws		Rebounds		PF	A	TO	BLK	STL	PTS	AVG		
				FG-FGA	PCT	3FG-3FGA	PCT	FT-FTA	PCT	OFF	DEF									
Holy Cross	11/04/2024		27:39	2-6	.333	1-4	.250	2-2	1.000	1	1	2	2.0	2	4	1	0	7	7.0	
Montana St.	11/07/2024		27:45	5-7	.714	1-1	1.000	0-0	.000	1	2	3	2.5	0	3	0	0	11	9.0	
App State	11/10/2024		21:42	2-3	.667	0-1	.000	0-0	.000	0	3	3	2.7	3	0	1	0	4	7.3	
Arizona	11/15/2024		16:54	2-3	.667	2-2	1.000	0-0	.000	0	3	3	2.8	4	1	1	0	6	7.0	
UTRGV	11/18/2024		20:43	0-2	.000	0-1	.000	0-0	.000	0	1	1	2.4	2	2	0	0	1	0	5.6
vs UCF	11/22/2024		18:59	5-6	.833	3-4	.750	1-1	1.000	0	4	4	2.7	4	3	1	0	14	7.0	
vs Pittsburgh	11/24/2024		28:26	4-5	.800	2-3	.667	0-0	.000	1	2	3	2.7	4	2	0	0	10	7.4	
Chicago St.	11/30/2024		14:44	0-2	.000	0-1	.000	0-0	.000	0	2	2	2.6	2	0	2	0	0	0	6.5
Michigan	12/03/2024		25:27	2-5	.400	1-2	.500	3-3	1.000	1	3	4	2.8	0	1	0	1	1	8	6.7
at Marquette	12/07/2024		19:24	2-3	.667	1-1	1.000	2-2	1.000	0	0	0	2.5	5	0	0	0	2	7	6.7
at Illinois	12/10/2024		20:38	2-4	.500	0-0	.000	0-2	.000	2	0	2	2.5	2	3	0	0	1	4	6.5
vs Butler	12/14/2024		26:07	2-4	.500	1-2	.500	1-2	.500	0	3	3	2.5	5	3	0	0	1	6	6.4
Detroit Mercy	12/22/2024		14:11	1-5	.200	0-2	.000	1-1	1.000	0	5	5	2.7	2	1	0	0	2	3	6.2
Iowa	01/03/2025		21:13	4-8	.500	4-5	.800	0-0	.000	0	4	4	2.8	2	4	1	0	1	12	6.6
at Rutgers	01/06/2025		23:54	3-4	.750	0-0	.000	0-0	.000	0	1	1	2.7	1	3	1	0	1	6	6.5
Minnesota	01/10/2025	*	33:24	5-10	.500	3-4	.750	2-2	1.000	1	4	5	2.8	1	2	1	0	3	15	7.1
Ohio St.	01/14/2025		16:21	3-5	.600	1-3	.333	2-2	1.000	1	0	1	2.7	2	0	1	0	0	9	7.2
at Southern California	01/18/2025		28:32	3-5	.600	2-3	.667	2-2	1.000	1	2	3	2.7	2	4	1	0	2	10	7.3
at UCLA	01/21/2025		18:50	1-4	.250	1-3	.333	0-0	.000	0	1	1	2.6	1	3	1	0	1	3	7.1
Nebraska	01/26/2025		17:59	4-6	.667	3-5	.600	0-0	.000	0	2	2	2.6	1	1	0	0	1	11	7.3
at Maryland	01/29/2025		22:48	2-8	.250	1-3	.333	4-4	1.000	0	2	2	2.6	1	1	1	0	0	9	7.4
at Northwestern	02/01/2025		22:16	1-2	.500	0-0	.000	2-3	.667	1	1	2	2.5	1	3	1	0	1	4	7.2
Indiana	02/04/2025		18:47	3-7	.429	3-5	.600	0-0	.000	1	2	3	2.6	3	1	0	0	0	9	7.3
at Iowa	02/08/2025		20:44	2-2	1.000	1-1	1.000	0-0	.000	1	1	2	2.5	2	2	1	0	1	5	7.2
at Purdue	02/15/2025		07:06	1-1	1.000	0-0	.000	2-2	1.000	0	1	1	2.5	1	1	0	0	0	4	7.1
Illinois	02/18/2025		21:20	1-5	.200	0-0	.000	2-2	1.000	0	4	4	2.5	3	2	0	0	0	4	7.0
Oregon	02/22/2025		18:15	3-5	.600	1-1	1.000	0-0	.000	1	1	2	2.5	4	2	1	0	3	7	7.0
Totals			1 574:07	65-127	.512	32-57	.561	26-30	.867	13	55	68	2.5	60	52	16	1	25	188	7.0

CAREER STATISTICS

MCGEE, Kamari

SEASON	TEAM	GP-GS	MIN/AVG	Field Goals		3-Point		F-Throws		Rebounds		PF-FO	A	TO	BLK	STL	Scoring			
				FG-FGA	FG%	3FG-3FGA	3FG%	FT-FTA	FT%	OFF	DEF						TOT	AVG	PTS	AVG
2021-22	GB	30-21	873/29.1	132-340	.388	25-91	.275	59-73	.808	16	67	83	2.8	72-1	58	76	2	32	348	11.6
2022-23	Wisc	31-0	219/7.1	14-50	.280	5-27	.185	7-8	.875	4	16	20	0.6	24-0	16	8	0	7	40	1.3
2023-24	Wisc	25-0	206/8.3	19-35	.543	3-11	.273	11-18	.611	3	17	20	0.8	32-0	11	8	1	13	52	2.1
2024-25	Wisc	27-1	574/21.3	65-127	.512	32-57	.561	26-30	.867	13	55	68	2.5	60-2	52	16	1	25	188	7.0
TOTAL FOR Wisc		83-1	1000/12.0	98-212	.462	40-95	.421	44-56	.786	20	88	108	1.3	116-2	79	32	2	45	280	3.4
TOTAL		113-22	1873/16.6	230-552	.417	65-186	.349	103-129	.798	36	155	191	1.7	188-3	137	108	4	77	628	5.6



5 | DANIEL FREITAG

Freshman | Guard | 6-2 | 181  
Bloomington, Minn. | Breck HS



X: @DanielFreitag\_ | Instagram: @danielfreitag\_

GET TO KNOW DANIEL

Daniel Freitag is a four-star prospect from Bloomington, Minnesota, ranked as the ninth-best point guard in the nation for the 2024 class, according to 247Sports. The 6-foot-3 guard averaged 28.8 points, 9.9 rebounds and 4.1 assists per game as a junior at Jefferson High School. He was named the Metro West Conference Player of the Year, while earning all-conference honors. He became Jefferson's all-time leading scorer in just three years.

INDIVIDUAL BENCHMARKS

	SEASON	CAREER
GP/GS	10/0	10/0
5+ POINTS:	0	0
10+ POINTS:	0	0
20+ POINTS:	0	0
3+ ASSISTS:	0	0
2+ STEALS:	0	0
LED TEAM IN PTS:	0	0
LED TEAM IN AST:	0	0

TOP PERFORMANCES

- **vs. Iowa (1/3/25):** Slammed down a dunk to score his first collegiate points, finishing with 2 points in 1 minute of play.
- **vs. Holy Cross (11/4/24):** Made his Badger debut, playing 3 minutes in the win.

SEASON HIGHS

POINTS: 2 vs. Iowa (1/3/25)  
FIELD GOALS: 1 vs. Iowa (1/3/25)  
FG ATTEMPTS: 3 vs. Detroit Mercy (12/22/24)  
3-POINT FGS: --  
3-POINT FGAS: 3 vs. Detroit Mercy (12/22/24)  
FREE THROWS: --  
FT ATTEMPTS: 2 vs. Minnesota (1/10/25)  
REBOUNDS: 1 (3x) vs. Minnesota (1/10/25)  
ASSISTS: 1 (3x) MR vs. Iowa (1/3/25)  
BLOCKS: --  
STEALS: 1 vs. Chicago State (11/30/24)  
MINUTES: 5 vs. Chicago State (11/30/24)

CAREER HIGHS

POINTS: 2 vs. Iowa (1/3/25)  
FIELD GOALS: 1 vs. Iowa (1/3/25)  
FG ATTEMPTS: 3 vs. Detroit Mercy (12/22/24)  
3-POINT FGS: --  
3-POINT FGAS: 3 vs. Detroit Mercy (12/22/24)  
FREE THROWS: --  
FT ATTEMPTS: 2 vs. Minnesota (1/10/25)  
REBOUNDS: 1 (3x) vs. Minnesota (1/10/25)  
ASSISTS: 1 (3x) MR vs. Iowa (1/3/25)  
BLOCKS: --  
STEALS: 1 vs. Chicago State (11/30/24)  
MINUTES: 5 vs. Chicago State (11/30/24)

GAME-BY-GAME STATISTICS

#5 FREITAG, Daniel

Opponent	Date	GS	MIN	Total		3-Pointers		Free throws		Rebounds				PF				BLK				STL				PTS			
				FG-FGA	PCT	3FG-3FGA	PCT	FT-FTA	PCT	OFF	DEF	TOT	AVG	P	A	TO	BLK	STL	PTS	AVG									
Holy Cross	11/04/2024		02:42	0-1	.000	0-1	.000	0-0	.000	0	0	0	0.0	1	0	0	0	0	0	0	0	0	0	0	0.0				
App State	11/10/2024		03:11	0-1	.000	0-1	.000	0-0	.000	0	0	0	0.0	0	1	0	0	0	0	0	0	0	0	0	0.0				
Arizona	11/15/2024		00:12	0-0	.000	0-0	.000	0-0	.000	0	0	0	0.0	0	0	0	0	0	0	0	0	0	0	0	0.0				
vs UCF	11/22/2024		01:20	0-0	.000	0-0	.000	0-0	.000	0	0	0	0.0	1	0	0	0	1	0	0	0	0	0	0	0.0				
Chicago St.	11/30/2024		04:48	0-1	.000	0-0	.000	0-0	.000	1	0	1	0.2	1	1	0	0	1	0	0	1	0	0	0	0.0				
Detroit Mercy	12/22/2024		03:19	0-3	.000	0-3	.000	0-0	.000	0	1	1	0.3	4	0	0	0	0	0	0	0	0	0	0	0.0				
Iowa	01/03/2025		01:08	1-1	1.000	0-0	.000	0-0	.000	0	0	0	0.3	0	1	0	0	0	0	0	2	0	0	0	2.0				
Minnesota	01/10/2025		04:24	0-2	.000	0-1	.000	0-2	.000	0	1	1	0.4	0	0	0	0	0	0	0	0	0	0	0	0.3				
at Southern California	01/18/2025		00:39	0-0	.000	0-0	.000	0-0	.000	0	0	0	0.3	0	0	0	0	0	0	0	0	0	0	0	0.2				
Indiana	02/04/2025		01:09	0-0	.000	0-0	.000	0-0	.000	0	0	0	0.3	0	0	1	0	0	0	0	0	0	0	0	0.2				
Totals		0	22:52	1-9	.111	0-6	.000	0-2	.000	1	2	3	0.3	7	3	1	0	1	0	1	2	0	2	0	2.0				

CAREER STATISTICS

FREITAG, Daniel

				Field Goals		3-Point		F-Throws		Rebounds								Scoring		
SEASON	TEAM	GP-GS	MIN/AVG	FG-FGA	FG%	3FG-3FGA	3FG%	FT-FTA	FT%	OFF	DEF	TOT	AVG	PF-FO	A	TO	BLK	STL	PTS	AVG
2024-25	Wisc	10-0	23/2.3	1-9	.111	0-6	.000	0-2	.000	1	2	3	0.3	7-0	3	1	0	1	2	0.2
TOTAL		10-0	23/2.3	1-9	.111	0-6	.000	0-2	.000	1	2	3	0.3	7-0	3	1	0	1	2	0.2

7 | CARTER GILMORE

Senior | Forward | 6-7 | 225  
Hartland, Wis. | Arrowhead



X/Twitter: @CarterGilmore03 | Instagram: @cartergilmore\_

GET TO KNOW CARTER

A 6-foot-7 forward from Hartland, Wisconsin, Carter Gilmore is now in his fifth season with Wisconsin. Gilmore played in 33 games last season for the Badgers, averaging 9.2 minutes per game as a key rotation player. A preferred walk-on who has since earned a scholarship, Gilmore provides a wealth of veteran leadership. He was a member of the 2021-22 conference championship for the Badgers, and has appeared in four NCAA Tournament games. Gilmore was a standout in-state recruit at Arrowhead, where he finished as the all-time leading scorer (1,565 points). His parents are Brian and Stephanie Gilmore. Carter's father, Brian, played for former Wisconsin head coach and hall of famer Bo Ryan's first Division III national championship team at UW-Platteville in 1991. His mother, Stephanie, was a standout player on the University of Wisconsin-Platteville women's team, inducted into the WIAC Hall of Fame in 2018.

INDIVIDUAL BENCHMARKS

	SEASON	CAREER
GP/GS:	27/0	125/3
5+ POINTS:	10	21
10+ POINTS:	2	2
5+ REBOUNDS:	3	10
LED UW IN PTS:	0	--
LED UW IN REB:	1	1

TOP PERFORMANCES

- **at Northwestern (2/1/25):** Scored 15 points (all in the second half) to lead UW to a comeback victory over Northwestern. Set additional career-highs in FGM (5), 3PM (3), and matched career-high in rebounds (7).
- **vs. #13 Illinois (3/17/24):** Matched his season high with 7 points (2-3 FG, 3-3 FT) in 16 minutes.
- **vs. #3 Purdue (3/16/24):** Played a season high 18 minutes, tallying 3 points, 2 assists and 1 rebound.
- **vs. #24 Virginia (11/20/23):** Had 4 points (2-2 FG) and 4 rebounds in 13 minutes off the bench in a win.
- **at Iowa (11/12/22):** Scored a career high 8 points, plus 4 rebounds off the bench in a win at Iowa.
- **vs #13 Maryland (12/6/22):** Tallied 7 points, 3 rebounds, 1 assist and 1 block in a win.

SEASON HIGHS

**POINTS:** 15 at Northwestern (2/1/25)  
**FIELD GOALS:** 5 at Northwestern (2/1/25)  
**FG ATTEMPTS:** 7 at Northwestern (2/1/25)  
**3-POINT FGS:** 3 (2x) MR vs. Indiana (2/4/25)  
**3-POINT FGAS:** 5 at Northwestern (2/1/25)  
**FREE THROWS:** 2 (3x) MR at Northwestern (2/1/25)  
**FT ATTEMPTS:** 2 (6x) MR vs. Indiana (2/4/25)  
**REBOUNDS:** 7 at Northwestern (2/1/25)  
**ASSISTS:** 5 at #5 Marquette (12/7/24)  
**BLOCKS:** 2 (3x) MR at Purdue (2/15/25)  
**STEALS:** 1 (4x) MR vs. Oregon (2/22/25)  
**MINUTES:** 28 vs Ohio State (1/14/25)

CAREER HIGHS

**POINTS:** 15 at Northwestern (2/1/25)  
**FIELD GOALS:** 5 at Northwestern (2/1/25)  
**FG ATTEMPTS:** 7 (2x) MR at Northwestern (2/1/25)  
**3-POINT FGS:** 3 (2x) MR vs. Indiana (2/4/25)  
**3-POINT FGAS:** 5 at Northwestern (2/1/25)  
**FREE THROWS:** 5 vs. Chicago State (12-22-23)  
**FT ATTEMPTS:** 5 (2x) MR vs. Chicago St (12-22-23)  
**REBOUNDS:** 7 (2x) MR at Northwestern (2/1/25)  
**ASSISTS:** 5 at #5 Marquette (12/7/24)  
**BLOCKS:** 2 (4x) MR at Purdue (2/15/25)  
**STEALS:** 2 (2x) MR vs. Kansas (11-24-22)  
**MINUTES:** 33 at Indiana (1-14-23)

GAME-BY-GAME STATISTICS

#7 GILMORE, Carter

Opponent	Date	GS	MIN	Total		3-Pointers		Free throws		Rebounds		PF	A	TO	BLK	STL	PTS	AVG			
				FG-FGA	PCT	3FG-3FGA	PCT	FT-FTA	PCT	OFF	DEF								TOT	AVG	
Holy Cross	11/04/2024		08:09	2-2	1.000	0-0	.000	1-1	1.000	1	1	2	2.0	0	0	0	0	5	5.0		
Montana St.	11/07/2024		19:03	2-3	.667	0-1	.000	0-0	.000	2	0	2	2.0	1	2	0	1	4	4.5		
App State	11/10/2024		10:26	0-0	.000	0-0	.000	0-0	.000	0	1	1	1.7	2	0	0	0	1	0.3		
Arizona	11/15/2024		08:25	0-0	.000	0-0	.000	0-0	.000	0	0	0	1.3	3	0	1	1	0	2.3		
UTRGV	11/18/2024		20:32	0-0	.000	0-0	.000	0-2	.000	1	4	5	2.0	3	0	1	0	1	1.8		
vs UCF	11/22/2024		19:56	0-2	.000	0-2	.000	2-2	1.000	0	0	0	1.7	3	2	0	2	0	2.1.8		
vs Pittsburgh	11/24/2024		01:43	0-1	.000	0-1	.000	0-0	.000	0	0	0	1.4	0	0	0	0	0	1.6		
Chicago St.	11/30/2024		11:32	1-2	.500	0-1	.000	0-0	.000	0	1	1	1.4	0	1	0	0	2	1.6		
Michigan	12/03/2024		10:30	1-3	.333	1-3	.333	0-0	.000	1	3	4	1.7	3	0	0	0	3	1.8		
at Marquette	12/07/2024		19:51	2-5	.400	1-1	1.000	0-0	.000	3	3	6	2.1	1	5	2	0	1	5.2.1		
at Illinois	12/10/2024		19:56	3-5	.600	1-2	.500	0-0	.000	1	3	4	2.3	5	0	1	0	7	2.5		
vs Butler	12/14/2024		21:29	2-3	.667	1-2	.500	2-2	1.000	0	3	3	2.3	3	3	0	0	0	7.2.9		
Detroit Mercy	12/22/2024		11:23	0-2	.000	0-2	.000	0-0	.000	0	1	1	2.2	2	1	0	0	0	2.7		
Iowa	01/03/2025		22:41	2-3	.667	2-2	1.000	0-0	.000	1	1	2	2.2	3	1	1	0	0	6.2.9		
at Rutgers	01/06/2025		22:43	1-3	.333	1-2	.500	0-0	.000	1	1	2	2.2	3	0	2	2	0	3.2.9		
Minnesota	01/10/2025		07:22	0-1	.000	0-1	.000	0-0	.000	0	0	0	2.1	2	1	0	0	0	2.8		
Ohio St.	01/14/2025		28:26	2-3	.667	1-1	1.000	0-0	.000	2	1	3	2.1	3	1	1	1	0	5.2.9		
at Southern California	01/18/2025		24:14	1-2	.500	0-1	.000	0-0	.000	1	2	3	2.2	1	3	1	0	0	2.2.8		
at UCLA	01/21/2025		24:04	2-3	.667	1-2	.500	0-0	.000	0	1	1	2.1	4	1	1	0	0	5.2.9		
Nebraska	01/26/2025		21:16	1-4	.250	0-0	.000	1-1	1.000	0	4	4	2.2	1	3	0	0	0	3.3.0		
at Maryland	01/29/2025		16:43	1-2	.500	0-1	.000	0-0	.000	2	3	5	2.3	2	0	0	0	0	2.2.9		
at Northwestern	02/01/2025		24:05	5-7	.714	3-5	.600	2-2	1.000	2	5	7	2.5	2	1	0	0	0	15.3.5		
Indiana	02/04/2025		18:38	3-4	.750	3-3	1.000	1-2	.500	1	2	3	2.6	0	1	0	1	0	10.3.7		
at Iowa	02/08/2025		22:42	1-5	.200	1-3	.333	0-0	.000	1	3	4	2.6	5	2	0	0	0	3.3.7		
at Purdue	02/15/2025		24:17	1-2	.500	0-1	.000	0-0	.000	0	1	1	2.6	3	1	0	2	0	2.3.6		
Illinois	02/18/2025		19:58	2-3	.667	1-2	.500	0-0	.000	1	1	2	2.5	2	0	1	1	1	5.3.7		
Oregon	02/22/2025		24:22	2-4	.500	0-1	.000	0-0	.000	1	4	5	2.6	0	2	1	0	1	4.3.7		
Totals			0	484:27	37-74	.500	17-40	.425	9-12	.750	22	49	71	2.6	57	31	13	11	5	100	3.7

CAREER STATISTICS

GILMORE, Carter

SEASON	TEAM	GP-GS	MIN/AVG	Field Goals		3-Point		F-Throws		Rebounds				PF-FO		A	TO	BLK	STL	Scoring	
				FG-FGA	FG%	3FG-3FGA	3FG%	FT-FTA	FT%	OFF	DEF	TOT	AVG	PTS	AVG						
2020-21	Wisc	9-0	16/1.8	1-5	.200	0-4	.000	0-0	.000	0	3	3	0.3	2-0	0	0	0	0	2	0.2	
2021-22	Wisc	22-0	172/7.8	7-27	.259	1-13	.077	4-7	.571	6	16	22	1.0	20-0	8	2	4	2	19	0.9	
2022-23	Wisc	35-3	659/18.8	37-91	.407	5-26	.192	12-27	.444	37	50	87	2.5	71-0	33	12	6	19	91	2.6	
2023-24	Wisc	33-0	305/9.2	19-39	.487	3-12	.250	19-24	.792	22	24	46	1.4	39-0	16	16	1	3	60	1.8	
2024-25	Wisc	27-0	484/17.9	37-74	.500	17-40	.425	9-12	.750	22	49	71	2.6	57-2	31	13	11	5	100	3.7	
TOTAL		126-3	1636/13.0	101-236	.428	26-95	.274	44-70	.629	87	142	229	1.8	189-2	88	43	22	29	272	2.2	

9 | JOHN TONJE

Graduate Student | Guard | 6-5 | 218  
North Omaha, Neb. | Missouri



X/Twitter: @johnntonje | Instagram: @johnntonje1

GET TO KNOW JOHN

Tonje joins the Badgers as a sixth-year transfer graduate student after playing at Missouri and Colorado State. He instantly became one of the most experienced players on Wisconsin's roster, entering the 2024-25 season having played in 130 career games (50 starts). Tonje is an old soul. He likes drinking coffee, reading books, listening to podcasts, and going for long walks around Madison at around 20,000 steps a day. Tonje averaged 14.6 points (47.3% FG) and 4.7 rebounds per game as a senior at Colorado State in 2022-23. He played in eight games (four starts) at Missouri before sitting out the rest of the season and applying for medical redshirt. Tonje was a member of the Cameroon National Team in the 2023 FIBA Pre-Olympic Qualifying Tournament in Nigeria.

INDIVIDUAL BENCHMARKS

	SEASON	CAREER
GP/GS:	27/27	157/77
20+ POINTS:	12	21
30+ POINTS:	4	5
40+ POINTS:	1	1
2+ 3FG:	14	56
LED UW IN PTS:	16	16
LED UW IN 3FG:	15	15

TOP PERFORMANCES

- **vs #7 Purdue (2/15/25):** Led the team with 32 points (10-15 FG, 4-9 3FG, 8-9 FT), on the way to a road victory over #7 Purdue.
- **vs #9 Arizona (11/15/24):** Erupted for a career high 41 points (8-14 FG, 4-6 3FG, 21-22 FT), plus 6 rebounds in an upset win over #9 Arizona.
- **vs Pitt (11/24/24):** Greenbrier Tip-Off tournament MVP scored 33 points (25 points in the 2H alone), plus 7 rebounds, in title game win.
- **vs Holy Cross (11/4/24):** Scored 23 points (3-6 3FG, 8-8 FT) in his first game at Wisconsin, the most in a Badger debut since at least 2000.
- **vs Oral Roberts (11/9/21):** Went 10-14 from the field in a win, scoring a career high 31 points in 29 minutes.
- **vs Penn State (11/20/22):** Secured first career double-double with 14 points and a career high 13 rebounds.
- **vs Fresno State (3/8/23):** Led Colorado State to conference tournament victory against Fresno State, scoring 20 points with 3 three-pointers.

SEASON HIGHS

POINTS: 41 vs. #9 Arizona (11/15/24)  
FIELD GOALS: 11 vs. Pitt (11/24/24)  
FG ATTEMPTS: 20 vs. Oregon (2/22/25)  
3-POINT FGS: 6 at UCLA (1/21/25)  
3-POINT FGAS: 11 (2x) MR at Northwestern (2/1/25)  
FREE THROWS: 21 vs. #9 Arizona (11/15/24)  
FT ATTEMPTS: 22 vs. #9 Arizona (11/15/24)  
REBOUNDS: 9 at Rutgers (1/6/25)  
ASSISTS: 5 vs. App State (11/10/24)  
BLOCKS: 2 at Rutgers (1/6/25)  
STEALS: 4 vs. Illinois (2/18/25)  
MINUTES: 38 (2x) MR at Northwestern (2/1/25)

CAREER HIGHS

POINTS: 41 vs. #9 Arizona (11/15/24)  
FIELD GOALS: 11 vs. Pitt (11/24/24)  
FG ATTEMPTS: 20 vs. Oregon (2/22/25)  
3-POINT FGS: 6 at UCLA (1/21/25)  
3-POINT FGAS: 11 (2x) MR at Northwestern (2/1/25)  
FREE THROWS: 21 vs. #9 Arizona (11/15/24)  
FT ATTEMPTS: 22 vs. #9 Arizona (11/15/24)  
REBOUNDS: 13 vs. Penn State (11-20-22)\*  
ASSISTS: 5 vs. App State (11/10/24)  
BLOCKS: 2 (3x) MR at Rutgers (1/6/25)  
STEALS: 4 vs. Illinois (2/18/25)  
MINUTES: 38 (2x) MR at Northwestern (2/1/25)

\*recorded at Colorado State

GAME-BY-GAME STATISTICS

#9 TONJE, John

Opponent	Date	GS	MIN	Total		3-Pointers		Free throws		Rebounds			PF	A	TO	BLK	STL	PTS	AVG		
				FG-FGA	PCT	3FG-3FGA	PCT	FT-FTA	PCT	OFF	DEF	TOT									
Holy Cross	11/04/2024	*	26:54	6-11	.545	3-6	.500	8-8	1.000	2	3	5	5.0	2	1	3	0	1	23	23.0	
Montana St.	11/07/2024	*	27:07	2-4	.500	1-2	.500	8-9	.889	1	3	4	4.5	2	1	3	0	0	13	18.0	
App State	11/10/2024	*	30:20	8-14	.571	1-5	.200	0-0	.000	1	6	7	5.3	1	5	0	0	2	17	17.7	
Arizona	11/15/2024	*	33:53	8-14	.571	4-6	.667	21-22	.955	0	6	6	5.5	4	1	4	0	1	41	23.5	
UTRGV	11/18/2024	*	30:40	3-5	.600	3-5	.600	10-10	1.000	1	2	3	5.0	3	0	3	0	1	19	22.6	
vs UCF	11/22/2024	*	30:06	6-14	.429	0-3	.000	3-4	.750	1	5	6	5.2	2	4	2	0	0	15	21.3	
vs Pittsburgh	11/24/2024	*	37:51	11-19	.579	1-5	.200	10-10	1.000	3	4	7	5.4	3	1	2	0	0	33	23.0	
Chicago St.	11/30/2024	*	29:23	5-12	.417	3-6	.500	9-10	.900	0	5	5	5.4	0	3	1	0	1	22	22.9	
Michigan	12/03/2024	*	30:27	5-12	.417	3-5	.600	5-6	.833	0	3	3	5.1	3	0	3	0	2	18	22.3	
at Marquette	12/07/2024	*	29:06	3-11	.273	1-5	.200	7-8	.875	1	4	5	5.1	3	1	5	0	0	14	21.5	
at Illinois	12/10/2024	*	32:30	5-15	.333	2-7	.286	2-2	1.000	1	3	4	5.0	2	3	4	0	0	14	20.8	
vs Butler	12/14/2024	*	30:51	2-8	.250	0-4	.000	7-7	1.000	0	6	6	5.1	1	3	1	0	0	11	20.0	
Detroit Mercy	12/22/2024	*	24:41	2-6	.333	1-3	.333	4-4	1.000	1	3	4	5.0	1	3	2	0	0	9	19.2	
Iowa	01/03/2025	*	23:04	3-6	.500	2-3	.667	4-5	.800	2	1	3	4.9	0	2	1	0	3	12	18.6	
at Rutgers	01/06/2025	*	32:23	6-12	.500	1-4	.250	2-2	1.000	1	8	9	5.1	2	2	1	2	1	15	18.4	
Minnesota	01/10/2025	*	24:34	4-10	.400	1-6	.167	7-8	.875	0	6	6	5.2	1	3	1	0	0	16	18.3	
Ohio St.	01/14/2025	*	35:30	3-7	.429	1-4	.250	10-10	1.000	0	4	4	5.1	0	0	3	0	1	17	18.2	
at Southern California	01/18/2025	*	22:03	0-3	.000	0-2	.000	0-0	.000	0	0	0	4.8	2	1	2	0	0	0	17.2	
at UCLA	01/21/2025	*	33:39	8-9	.889	6-7	.857	2-3	.667	1	4	5	4.8	3	2	2	0	0	24	17.5	
Nebraska	01/26/2025	*	28:48	9-19	.474	5-11	.455	4-5	.800	1	4	5	4.9	1	0	1	0	0	27	18.0	
at Maryland	01/29/2025	*	32:00	8-16	.500	5-8	.625	2-2	1.000	2	4	6	4.9	3	0	2	0	0	23	18.2	
at Northwestern	02/01/2025	*	37:32	8-18	.444	5-11	.455	6-6	1.000	1	1	2	4.8	0	3	2	0	0	27	18.6	
Indiana	02/04/2025	*	32:47	5-11	.455	1-5	.200	4-6	.667	0	5	5	4.8	0	1	1	0	1	15	18.5	
at Iowa	02/08/2025	*	33:14	5-11	.455	3-9	.333	9-10	.900	0	6	6	4.8	2	4	2	1	0	22	18.6	
at Purdue	02/15/2025	*	34:26	10-15	.667	4-9	.444	8-9	.889	0	6	6	4.9	0	3	2	1	0	32	19.2	
Illinois	02/18/2025	*	30:58	9-15	.600	3-5	.600	10-12	.833	1	2	3	4.8	2	0	3	0	4	31	19.6	
Oregon	02/22/2025	*	36:49	9-20	.450	2-10	.200	2-2	1.000	1	6	7	4.9	2	2	2	0	2	22	19.7	
Totals			27	831:36	153-317	.483	62-156	.397	164-180	.911	22	110	132	4.9	45	49	58	4	20	532	19.7

CAREER STATISTICS

TONJE, John

SEASON	TEAM	GP-GS	MIN/AVG	Field Goals		3-Point		F-Throws		Rebounds			Scoring							
				FG-FGA	FG%	3FG-3FGA	3FG%	FT-FTA	FT%	OFF	DEF	TOT	AVG	PF-FO	A	TO	BLK	STL	PTS	AVG
2019-20	CSU	31-0	263/8.5	35-76	.461	20-46	.435	21-31	.677	5	27	32	1.0	28-0	10	15	0	5	111	3.6
2020-21	CSU	28-1	564/20.1	56-144	.389	25-80	.313	48-56	.857	19	63	82	2.9	43-0	23	32	5	12	185	6.6
2021-22	CSU	30-12	759/25.3	89-193	.461	32-88	.364	64-78	.821	18	73	91	3.0	50-0	26	31	6	12	274	9.1
2022-23	CSU	33-33	1032/31.3	157-332	.473	61-157	.389	106-130	.815	22	132	154	4.7	55-0	43	61	11	25	481	14.6
2023-24	MO	8-4	78/9.7	6-12	.500	2-6	.333	7-7	1.000	1	6	7	0.9	7-0	3	6	1	2	21	2.6
2024-25	Wisc	27-27	832/30.8	153-317	.483	62-156	.397	164-180	.911	22	110	132	4.9	45-0	49	58	4	20	532	19.7
TOTAL FOR Wisc		27-27	832/30.8	153-317	.483	62-156	.397	164-180	.911	22	110	132	4.9	45-0	49	58	4	20	532	19.7
TOTAL		157-77	3527/22.5	496-1074	.462	202-533	.379	410-482	.851	87	411	498	3.2	228-0	154	203	27	76	1604	10.2



11

MAX KLESMIT

Senior | Guard | 6-4 | 204

Neenah, Wis. | Neenah



X/Twitter: @maxkle2 | Instagram: @maxklesmit

GET TO KNOW MAX

With two seasons for the Badgers under his belt, Max Klesmit is poised to be a leader for the 2024-25 Badger team. He sports some of the most memorable scoring performances in recent memory for Wisconsin, including scoring 21 points in a win against #3 Marquette and a game-winner against #3 Purdue. One of the key contributors to the 2023-24 team's success, he averaged 14.1 points per game during an eight game stretch where the Badgers went 7-1, all against conference opponents. Klesmit also lead the team in scoring (18 points) in the Badger's NCAA Tournament game. Klesmit brings valuable shooting to the team, sporting a career .392 3PT% with Wisconsin.

INDIVIDUAL BENCHMARKS

	SEASON	CAREER
GP/GS:	26/26	145/128
10+ POINTS:	11	75
20+ POINTS:	2	12
3+ ASSISTS:	12	36
LED TEAM IN PTS:	2	17
LED TEAM IN 3FG:	7	45

TOP PERFORMANCES

- **vs Montana State (11/7/24):** Made a career high 6 triples and scored a game-high 26 points in the win.
- **vs #3 Purdue (3/16/24):** 12 pts (3-4 3FG), including the game-winner in Big Ten Tournament semifinals.
- **vs Indiana (1/19/24):** Scored 26 points, his most as a Badger, shooting 8-for-11 from the floor (5-7 3FG).
- **vs Northwestern (1/13/24):** Finished with 24 pts (5-7 3FG) in a win.
- **at Ohio State (1/10/24):** Scored all 18 of his points in the second half (5-9 FG, 2-4 3FG, 6-6 FT) in a win.
- **vs #3 Marquette (12/2/23):** Finished with a game-high 21 points (all first half) in the win.
- **vs #5 Purdue (3/1/22):** Matched a season high with 19 points (3-5 3FG) - 17 pts in the second half alone.
- **vs #3 Kansas (11/24/22):** Played a career high 43 minutes, finishing with 13 points (4-6 FG, 2-3 3FG).

SEASON HIGHS

**POINTS:** 26 vs. Montana State (11/7/24)  
**FIELD GOALS:** 7 (2x) MR vs. USC (1/18/25)  
**FG ATTEMPTS:** 15 vs. Montana State (11/7/24)  
**3-POINT FGS:** 6 (2x) MR at #5 Marquette (12/7/24)  
**3-POINT FGAS:** 11 (2x) MR at #5 Marquette (12/7/24)  
**FREE THROWS:** 8 vs. Butler (12/14/24)  
**FT ATTEMPTS:** 8 vs. Butler (12/14/24)  
**REBOUNDS:** 7 (2x) MR at Maryland (1/29/25)  
**ASSISTS:** 6 (3x) at Purdue (2/15/25)  
**BLOCKS:** 1 (2x) MR vs. Indiana (2/4/25)  
**STEALS:** 5 vs. App State (11/10/24)  
**MINUTES:** 36 (2x) MR vs. Michigan (12/3/24)

CAREER HIGHS

**POINTS:** 27 (2x) MR vs. The Citadel (1/19/22)\*  
**FIELD GOALS:** 10 vs. The Citadel (1/19/22)\*  
**FG ATTEMPTS:** 16 (3x) MR at Chattanooga (1/26/22)\*  
**3-POINT FGS:** 6 (2x) MR at #5 Marquette (12/7/24)  
**3-POINT FGAS:** 11 (2x) MR at #5 Marquette (12/7/24)  
**FREE THROWS:** 8 (2x) MR vs. Butler (12/14/24)  
**FT ATTEMPTS:** 10 at Samford (2/9/22)\*  
**REBOUNDS:** 8 (2x) MR at Nebraska (2/11/23)  
**ASSISTS:** 8 at Iowa (2/17/24)  
**BLOCKS:** 2 at Michigan (2/26/23)  
**STEALS:** 5 (2x) MR vs. App State (11/10/24)  
**MINUTES:** 43 vs. Kansas (11/24/22)

\*recorded at Wofford

GAME-BY-GAME STATISTICS

#11 KLESMIT, Max

Opponent	Date	GS	MIN	Total		3-Pointers		Free throws		Rebounds		PF	A	TO	BLK	STL	PTS	AVG			
				FG-FGA	PCT	3FG-3FGA	PCT	FT-FTA	PCT	OFF	DEF								TOT	AVG	
Holy Cross	11/04/2024	*	27:38	3-9	.333	1-7	.143	0-0	.000	0	2	2	2	0	1	1	0	2	7	7.0	
Montana St.	11/07/2024	*	36:11	7-15	.467	6-11	.545	6-6	1.000	0	0	0	1	0	2	1	0	2	26	16.5	
App State	11/10/2024	*	27:55	5-11	.455	2-6	.333	3-3	1.000	0	1	1	1	0	2	4	1	0	5	15.0	
Arizona	11/15/2024	*	35:27	3-7	.429	1-5	.200	6-6	1.000	0	3	3	1	5	2	3	0	0	2	13.5	
UTRGV	11/18/2024	*	34:14	3-11	.273	1-6	.167	4-4	1.000	1	0	1	1	4	2	2	3	1	0	11.4	
vs UCF	11/22/2024	*	27:25	3-9	.333	2-7	.286	0-0	.000	0	3	3	1	7	0	3	2	0	3	8.3	
vs Pittsburgh	11/24/2024	*	33:48	1-7	.143	1-5	.200	4-6	.667	0	2	2	1	7	3	5	0	0	7	12.4	
Chicago St.	11/30/2024	*	26:06	2-9	.222	1-7	.143	0-0	.000	0	2	2	1	8	2	5	2	0	0	5.1	
Michigan	12/03/2024	*	35:47	3-14	.214	1-9	.111	1-2	.500	1	2	3	1	9	2	2	1	0	1	8.1	
at Marquette	12/07/2024	*	33:37	6-12	.500	6-11	.545	4-4	1.000	1	0	1	1	8	2	2	0	0	22	12.2	
at Illinois	12/10/2024	*	28:34	4-10	.400	2-5	.400	3-6	.500	0	1	1	1	7	3	4	3	0	1	13.2	
vs Butler	12/14/2024	*	34:27	1-7	.143	1-6	.167	8-8	1.000	0	3	3	1	8	2	2	1	0	0	11.2	
Detroit Mercy	12/22/2024	*	24:43	0-5	.000	0-3	.000	0-0	.000	0	2	2	1	8	0	2	1	0	0	0.0	
Iowa	01/03/2025	*	22:40	3-5	.600	2-4	.500	0-0	.000	0	1	1	1	8	3	6	1	0	0	8.1	
at Rutgers	01/06/2025	*	24:20	1-5	.200	1-5	.200	0-0	.000	1	3	4	1	9	0	3	1	0	1	3.0	
Ohio St.	01/14/2025	*	29:52	1-5	.200	1-3	.333	1-2	.500	0	2	2	1	9	2	1	2	0	0	4.0	
at Southern California	01/18/2025	*	27:16	7-14	.500	2-9	.222	2-2	1.000	0	2	2	1	9	0	4	1	0	2	18.0	
at UCLA	01/21/2025	*	30:27	2-5	.400	2-4	.500	2-2	1.000	0	3	3	2	0	3	1	2	0	0	8.0	
Nebraska	01/26/2025	*	26:11	3-9	.333	2-8	.250	0-0	.000	0	7	7	2	3	1	3	2	0	1	8.0	
at Maryland	01/29/2025	*	30:58	1-8	.125	1-6	.167	2-4	.500	1	6	7	2	5	2	3	1	0	1	5.0	
at Northwestern	02/01/2025	*	27:01	3-7	.429	1-4	.250	4-4	1.000	0	4	4	2	6	1	2	1	0	0	11.0	
Indiana	02/04/2025	*	25:12	4-10	.400	2-6	.333	3-3	1.000	0	1	1	2	5	2	6	0	1	3	13.0	
at Iowa	02/08/2025	*	29:59	3-8	.375	2-6	.333	1-2	.500	0	2	2	2	5	0	2	1	0	0	9.0	
at Purdue	02/15/2025	*	33:28	5-10	.500	1-6	.167	6-7	.857	0	2	2	2	5	0	6	1	0	1	17.0	
Illinois	02/18/2025	*	23:16	2-3	.667	1-2	.500	0-0	.000	2	1	3	2	5	2	1	1	0	0	5.0	
Oregon	02/22/2025	*	26:38	3-9	.333	2-5	.400	0-0	.000	0	4	4	2	5	1	0	2	0	0	8.0	
Totals			26	763:10	79-224	.353	45-156	.288	60-71	.845	7	59	66	2.5	40	74	31	2	25	263	10.1

CAREER STATISTICS

KLESMIT, Max

SEASON	TEAM	GP-GS	MIN/AVG	Field Goals		3-Point		F-Throws		Rebounds		PF-FO		A		TO		BLK		STL		Scoring	
				FG-FGA	FG%	3FG-3FGA	3FG%	FT-FTA	FT%	OFF	DEF	TOT	AVG	PF	A	TO	BLK	STL	PTS	AVG			
2020-21	WOF	19-2	429/22.6	54-116	.466	25-67	.373	22-26	.846	9	43	52	2.7	46-1	22	23	0	24	155	8.2			
2021-22	WOF	31-31	986/31.8	156-350	.446	68-200	.340	82-98	.837	13	73	86	2.8	84-2	60	66	3	50	462	14.9			
2022-23	Wisc	33-33	1059/32.1	91-215	.423	46-120	.383	48-69	.696	11	77	88	2.7	78-1	45	32	6	41	276	8.4			
2023-24	Wisc	36-36	1032/28.7	118-270	.437	66-166	.398	56-68	.824	9	68	77	2.1	76-1	67	39	3	31	358	9.9			
2024-25	Wisc	26-26	763/29.4	79-224	.353	45-156	.288	60-71	.845	7	59	66	2.5	40-0	74	31	2	25	263	10.1			
TOTAL FOR Wisc		95-95	2854/30.0	288-709	.406	157-442	.355	164-208	.788	27	204	231	2.4	194-2	186	102	11	97	897	9.4			
TOTAL		145-128	4269/29.4	498-1175	.424	250-709	.353	268-332	.807	49	320	369	2.5	324-5	268	191	14	171	1514	10.4			

13 | XAVIER AMOS

Junior | Forward | 6-7 | 216  
Chicago, Ill. | Northern Illinois



X/Twitter: @xaamos | Instagram: @xaamos

GET TO KNOW XAVIER

Amos begins his first season at Wisconsin after transferring from Northern Illinois, where he spent his first two seasons. He broke out in his sophomore season (2023-24), starting all 25 games he played in while averaging 13.8 points and 5.8 rebounds per game. Amos stretches the floor as a big man, shooting 38.5% from three in 2023-24.

INDIVIDUAL BENCHMARKS

	SEASON	CAREER
GP/GS:	27/0	59/26
10+ POINTS:	1	17
5+ REBOUNDS:	2	20
3+ 3-PTERS MADE:	0	6
2+ BLOCKS:	0	9

TOP PERFORMANCES

- **vs. App State (11/10/24):** In 12 minutes of play, recorded UW career highs with 10 points and 6 rebounds, while making 4-of-4 free throws.
- **vs. Holy Cross (11/4/24):** Made his Badger debut, tallying 2 points, 4 rebounds and 1 assist in the win.
- **at Northwestern (11/27/23):** Scored a career-high 26 points while going 11-for-15 from the field, including going 4-for-5 on 3-point attempts.
- **at Monmouth (12/09/23):** Secured first ever double-double with 21 points and 11 rebounds, while also putting up a career-high four blocks and going 10-for-15 from the field.

SEASON HIGHS

POINTS: 10 vs. App State (11/10/24)  
FIELD GOALS: 3 (2x) MR vs. Chicago St (11/30/24)  
FG ATTEMPTS: 8 (2x) MR vs. Chicago St (11/30/24)  
3-POINT FGS: 2 (4x) MR vs. Iowa (1/3/25)  
3-POINT FGAS: 4 (5x) MR vs. Minnesota (1/10/25)  
FREE THROWS: 4 (vs. App State (11/10/24)  
FT ATTEMPTS: 4 (2x) vs. Indiana (2/4/25)  
REBOUNDS: 6 vs. App State (11/10/24)  
ASSISTS: 4 vs. Nebraska (1/26/25)  
BLOCKS: 1 (5x) MR 11 vs. Pitt (11/24/24)  
STEALS: 2 vs. Minnesota (1/10/25)  
MINUTES: 22 vs. Minnesota (1/10/25)

CAREER HIGHS

POINTS: 26 at Northwestern (11-27-23)\*  
FIELD GOALS: 11 at Northwestern (11-27-23)\*  
FG ATTEMPTS: 18 at South Alabama (2-10-24)\*  
3-POINT FGS: 5 vs. Little Rock (11-18-23)\*  
3-POINT FGAS: 8 (2x) MR at South Alabama (2-10-24)\*  
FREE THROWS: 9 at Central Michigan (1-30-24)\*  
FT ATTEMPTS: 13 vs. Buffalo (2-13-24)\*  
REBOUNDS: 12 at Miami (OH) (2-6-24)\*  
ASSISTS: 4 vs. Nebraska (1/26/25)  
BLOCKS: 5 at Georgia State (11-17-23)\*  
STEALS: 3 (2x) MR at Miami (OH) (2-6-24)\*  
MINUTES: 40 at Monmouth (12-9-23)\*

\*recorded at Northern Illinois

GAME-BY-GAME STATISTICS

#13 AMOS, Xavier

Opponent	Date	GS	MIN	Total		3-Pointers		Free throws		Rebounds		PF	A	TO	BLK	STL	PTS	AVG			
				FG-FGA	PCT	3FG-3FGA	PCT	FT-FTA	PCT	OFF	DEF								TOT	AVG	
Holy Cross	11/04/2024		10:43	1-4	.250	0-3	.000	0-0	.000	0	4	4	4.0	1	1	2	0	2	2.0		
Montana St.	11/07/2024		03:41	0-1	.000	0-0	.000	0-0	.000	0	0	0	2.0	0	0	0	0	0	1.0		
App State	11/10/2024		12:06	2-8	.250	2-4	.500	4-4	1.000	2	4	6	3.3	0	0	1	0	1	10.4		
Arizona	11/15/2024		14:01	2-6	.333	2-4	.500	2-3	.667	0	2	2	3.0	3	0	0	0	1	8.5		
UTRGV	11/18/2024		12:47	3-6	.500	1-2	.500	2-2	1.000	1	2	3	3.0	2	1	0	0	1	9.5		
vs UCF	11/22/2024		14:16	2-7	.286	0-4	.000	1-1	1.000	0	5	5	3.3	3	1	2	0	0	5.7		
vs Pittsburgh	11/24/2024		05:28	0-0	.000	0-0	.000	0-0	.000	0	1	1	3.0	0	0	0	0	0	4.9		
Chicago St.	11/30/2024		12:33	3-8	.375	2-4	.500	0-0	.000	1	0	1	2.8	0	0	0	0	0	8.5		
Michigan	12/03/2024		06:09	0-2	.000	0-1	.000	1-2	.500	1	1	2	2.7	0	0	0	0	0	1.4		
at Marquette	12/07/2024		06:01	0-0	.000	0-0	.000	0-0	.000	0	1	1	2.5	1	0	1	0	0	4.3		
at Illinois	12/10/2024		11:22	1-2	.500	1-2	.500	2-2	1.000	0	2	2	2.5	0	0	0	1	0	5.4		
vs Butler	12/14/2024		05:23	0-2	.000	0-1	.000	0-0	.000	0	0	0	2.3	1	0	1	0	1	0.4		
Detroit Mercy	12/22/2024		13:05	2-3	.667	0-1	.000	0-0	.000	0	1	1	2.2	0	0	0	0	0	4.0		
Iowa	01/03/2025		08:30	2-2	1.000	2-2	1.000	0-0	.000	0	1	1	2.1	0	1	1	0	0	6.4		
at Rutgers	01/06/2025		09:38	2-3	.667	0-1	.000	0-0	.000	0	2	2	2.1	0	0	0	0	1	4.1		
Minnesota	01/10/2025		22:20	1-6	.167	1-4	.250	1-2	.500	1	2	3	2.1	2	1	1	1	2	4.1		
Ohio St.	01/14/2025		04:59	1-1	1.000	0-0	.000	0-0	.000	0	1	1	2.1	3	0	1	0	0	2.4		
at Southern California	01/18/2025		08:52	1-3	.333	1-2	.500	1-2	.500	0	0	0	1.9	0	0	0	1	0	1.4		
at UCLA	01/21/2025		06:04	1-3	.333	0-2	.000	2-2	1.000	0	2	2	1.9	2	0	0	0	0	4.4		
Nebraska	01/26/2025		14:12	1-3	.333	0-1	.000	0-0	.000	0	2	2	2.0	1	4	0	0	0	2.9		
at Maryland	01/29/2025		09:11	0-2	.000	0-2	.000	0-0	.000	0	0	0	1.9	1	1	1	0	0	3.7		
at Northwestern	02/01/2025		07:28	0-0	.000	0-0	.000	0-0	.000	0	1	1	1.8	1	0	0	0	0	3.5		
Indiana	02/04/2025		13:03	2-4	.500	0-2	.000	2-4	.500	1	2	3	1.9	2	0	1	0	0	6.3		
at Iowa	02/08/2025		06:27	1-3	.333	0-0	.000	0-0	.000	2	0	2	1.9	0	1	0	0	0	2.3		
at Purdue	02/15/2025		07:13	1-2	.500	0-1	.000	0-0	.000	0	2	2	1.9	1	0	0	0	0	2.3		
Illinois	02/18/2025		13:15	2-4	.500	1-3	.333	0-0	.000	0	1	1	1.8	1	1	2	0	0	5.3		
Oregon	02/22/2025		08:34	1-2	.500	1-1	1.000	0-0	.000	0	0	0	1.8	1	0	1	0	0	3.6		
Totals			0	267:19	32-87	.368	14-47	.298	18-24	.750	9	39	48	1.8	26	12	16	5	7	96	3.6

CAREER STATISTICS

AMOS, Xavier

SEASON	TEAM	GP-GS	MIN/AVG	Field Goals		3-Point		F-Throws		Rebounds		PF-FO		A		BLK/STL		PTS		AVG
				FG-FGA	FG%	3FG-3FGA	3FG%	FT-FTA	FT%	OFF	DEF	TOT	AVG	PF-FO	A	TO	BLK/STL	PTS	AVG	
2022-23	NIU	7-1	103/14.8	9-28	.321	2-12	.167	3-4	.750	6	16	22	3.1	7-0	4	8	4	2	23	3.3
2023-24	NIU	25-25	772/30.9	129-260	.496	40-104	.385	46-71	.648	34	110	144	5.8	70-5	29	58	33	20	344	13.8
2024-25	Wisc	27-0	267/9.9	32-87	.368	14-47	.298	18-24	.750	9	39	48	1.8	26-0	12	16	5	7	96	3.6
TOTAL FOR Wisc		27-0	267/9.9	32-87	.368	14-47	.298	18-24	.750	9	39	48	1.8	26-0	12	16	5	7	96	3.6
TOTAL		59-26	1142/19.4	170-375	.453	56-163	.344	67-99	.677	49	165	214	3.6	103-5	45	82	42	29	463	7.8

14 | AIDAN KONOP

Freshman | Guard | 6-2 | 195  
Sussex, Wis. | Sussex Hamilton HS



X/Twitter: @aidan\_konop | Instagram: @aidan\_konop

GET TO KNOW AIDAN

Aidan Konop, a 6-foot-2 guard from Sussex, Wisconsin, joined the Wisconsin men's basketball team as a preferred walk-on ahead of the 2024-25 season. As a senior at Sussex Hamilton High School, Konop averaged 20 points, six rebounds, four assists and two steals per game ... He shot over 50 percent from the field, including a 40 percent clip from 3-point range. A first-team all-Greater Metro Conference selection as a senior, Konop led Sussex Hamilton to a 20-6 record last season, culminating with an appearance in the WIAA regional final.

INDIVIDUAL BENCHMARKS

	SEASON	CAREER
GP/GS	3/0	3/0
5+ POINTS:	0	0
3+ ASSISTS:	0	0
2+ STEALS:	0	0
LED TEAM IN PTS:	0	0
LED TEAM IN AST:	0	0

TOP PERFORMANCES

- vs. Holy Cross (11/4/24): Made his Badger debut, playing 1 minute in the win.

SEASON HIGHS

POINTS:	--
FIELD GOALS:	--
FG ATTEMPTS:	--
3-POINT FGS:	--
3-POINT FGAS:	--
FREE THROWS:	--
FT ATTEMPTS:	--
REBOUNDS:	--
ASSISTS:	--
BLOCKS:	--
STEALS:	--
MINUTES:	1 (3x) MR vs. Detroit Mercy (12/22/24)

CAREER HIGHS

POINTS:	--
FIELD GOALS:	--
FG ATTEMPTS:	--
3-POINT FGS:	--
3-POINT FGAS:	--
FREE THROWS:	--
FT ATTEMPTS:	--
REBOUNDS:	--
ASSISTS:	--
BLOCKS:	--
STEALS:	--
MINUTES:	1 (3x) MR vs. Detroit Mercy (12/22/24)

GAME-BY-GAME STATISTICS

#14 KONOP, Aidan

Opponent	Date	GS	MIN	Total		3-Pointers		Free throws		Rebounds				PF				PTS	AVG
				FG-FGA	PCT	3FG-3FGA	PCT	FT-FTA	PCT	OFF	DEF	TOT	AVG	A	TO	BLK	STL		
Holy Cross	11/04/2024		01:05	0-0	.000	0-0	.000	0-0	.000	0	0	0	0.0	0	0	0	0	0	0.0
App State	11/10/2024		00:42	0-0	.000	0-0	.000	0-0	.000	0	0	0	0.0	0	0	0	0	0	0.0
Detroit Mercy	12/22/2024		00:45	0-0	.000	0-0	.000	0-0	.000	0	0	0	0.0	0	0	0	0	0	0.0
Totals		0	02:32	0-0	.000	0-0	.000	0-0	.000	0	0	0	0.0	0	0	0	0	0	0.0

CAREER STATISTICS

KONOP, Aidan

				Field Goals		3-Point		F-Throws		Rebounds								Scoring			
SEASON	TEAM	GP-GS	MIN	AVG	FG-FGA	FG%	3FG-3FGA	3FG%	FT-FTA	FT%	OFF	DEF	TOT	AVG	PF-FO	A	TO	BLK	STL	PTS	AVG
2024-25	Wisc	3-0		3/0.8	0-0	.000	0-0	.000	0-0	.000	0	0	0	0.0	0-0	0	0	0	0	0	0.0
TOTAL		3-0		3/0.8	0-0	.000	0-0	.000	0-0	.000	0	0	0	0.0	0-0	0	0	0	0	0	0.0

15 | ISAAC GARD

Junior | Guard | 6-3 | 170  
Oregon, Wis. | Oregon



X/Twitter: @gardo1214 | Instagram: @isaacggard

GET TO KNOW ISAAC

Isaac Gard joined the Badgers as a walk-on and begins his third season with the Badgers in 2024-25. Gard has appeared in 11 career games with Wisconsin. He recorded his first career minutes as a Badger in a win vs. South Dakota. As a senior at Oregon High School, he started all 14 games and averaged 9.6 points per game while shooting 39 percent from 3-point range. A three-year letterwinner in basketball, Gard was also a two-year participant in baseball. Gard's father, Greg, is the current head coach of the Wisconsin men's basketball team.

INDIVIDUAL BENCHMARKS

	SEASON	CAREER
GP/GS:	10/0	20/0
5+ POINTS:	0	--
5+ REBOUNDS:	0	--
10+ MIN PLAYED:	0	--

TOP PERFORMANCES

- **Holy Cross (11/4/24):** Scored the first points of his collegiate career, hitting a 3-pointer in the win.
- **South Dakota (11/7/22):** Played 1 minute off the bench, his first career playing time at Wisconsin.

SEASON HIGHS

POINTS:	3 vs. Holy Cross (11/4/24)
FIELD GOALS:	1 vs. Holy Cross (11/4/24)
FG ATTEMPTS:	1 vs. Holy Cross (11/4/24)
3-POINT FGS:	1 vs. Holy Cross (11/4/24)
3-POINT FGAS:	1 vs. Holy Cross (11/4/24)
FREE THROWS:	--
FT ATTEMPTS:	--
REBOUNDS:	1 (2x) MR vs. Nebraska (1/26/25)
ASSISTS:	1 vs. Iowa (1/3/25)
BLOCKS:	--
STEALS:	--
MINUTES:	2 (2x) MR vs. Nebraska (1/26/25)

CAREER HIGHS

POINTS:	3 vs. Holy Cross (11/4/24)
FIELD GOALS:	1 vs. Holy Cross (11/4/24)
FG ATTEMPTS:	1 (2x) MR vs. Holy Cross (11/4/24)
3-POINT FGS:	1 vs. Holy Cross (11/4/24)
3-POINT FGAS:	1 (2x) MR vs. Holy Cross (11/4/24)
FREE THROWS:	--
FT ATTEMPTS:	--
REBOUNDS:	1 (2x) MR vs. Nebraska (1/26/25)
ASSISTS:	1 vs. Iowa (1/3/25)
BLOCKS:	--
STEALS:	--
MINUTES:	2 (3x) MR vs. Nebraska (1/26/25)

GAME-BY-GAME STATISTICS

#15 GARD, Isaac

Opponent	Date	GS	MIN	Total		3-Pointers		Free throws		Rebounds				PF		A		BLK		STL		PTS		AVG
				FG-FGA	PCT	3FG-3FGA	PCT	FT-FTA	PCT	OFF	DEF	TOT	AVG	P	A	T	O	B	L	S	T	P	A	
Holy Cross	11/04/2024		00:56	1-1	1.000	1-1	1.000	0-0	.000	0	0	0	0.0	1	0	0	0	0	0	0	3	3.0		
App State	11/10/2024		00:42	0-0	.000	0-0	.000	0-0	.000	0	0	0	0.0	0	0	0	0	0	0	0	0	1.5		
vs UCF	11/22/2024		00:30	0-0	.000	0-0	.000	0-0	.000	0	0	0	0.0	0	0	0	0	0	0	0	0	1.0		
Chicago St.	11/30/2024		00:30	0-0	.000	0-0	.000	0-0	.000	0	1	1	0.3	0	0	0	0	0	0	0	0	0.8		
Iowa	01/03/2025		01:08	0-0	.000	0-0	.000	0-0	.000	0	0	0	0.2	0	1	0	0	0	0	0	0	0.6		
Minnesota	01/10/2025		01:37	0-0	.000	0-0	.000	0-0	.000	0	0	0	0.2	0	0	0	0	0	0	0	0	0.5		
at Southern California	01/18/2025		00:39	0-0	.000	0-0	.000	0-0	.000	0	0	0	0.1	0	0	0	0	0	0	0	0	0.4		
Nebraska	01/26/2025		01:53	0-0	.000	0-0	.000	0-0	.000	0	1	1	0.3	0	0	0	0	0	0	0	0	0.4		
Indiana	02/04/2025		01:17	0-0	.000	0-0	.000	0-0	.000	0	0	0	0.2	0	0	0	0	0	0	0	0	0.3		
Illinois	02/18/2025		00:56	0-0	.000	0-0	.000	0-0	.000	0	0	0	0.2	0	0	0	0	0	0	0	0	0.3		
Totals			0 10:08	1-1	1.000	1-1	1.000	0-0	.000	0	2	2	0.2	1	1	0	0	0	0	0	3	0.3		

CAREER STATISTICS

GARD, Isaac

		Field Goals				3-Point		F-Throws		Rebounds								Scoring		
SEASON	TEAM	GP-GS	MIN/AVG	FG-FGA	FG%	3FG-3FGA	3FG%	FT-FTA	FT%	OFF	DEF	TOT	AVG	PF-FO	A	T	BLK	STL	PTS	AVG
2022-23	Wisc	5-0	5/0.9	0-1	.000	0-1	.000	0-0	.000	0	0	0	0.0	1-0	0	0	0	0	0	0.0
2023-24	Wisc	6-0	5/0.9	0-1	.000	0-0	.000	0-0	.000	0	0	0	0.0	1-0	0	0	0	0	0	0.0
2024-25	Wisc	10-0	10/1.0	1-1	1.000	1-1	1.000	0-0	.000	0	2	2	0.2	1-0	1	0	0	0	3	0.3
TOTAL		21-0	20/1.0	1-3	.333	1-2	.500	0-0	.000	0	2	2	0.1	3-0	1	0	0	0	3	0.1



18 | RICCARDO GREPPI

Freshman | Forward | 6-10 | 255  
Lecco, Italy | Verona



X: @ice\_greppi | Instagram: @ice\_greppi

GET TO KNOW RICCARDO

Greppi begins his freshman year with an experienced overseas career. He played for Verona in the Italy-NextGen league, appearing in eight games and averaging 9.1 points and 8.6 rebounds per contest. Greppi also has national team experience for Italy. At the 2023 Under-18 European Championships, he played in seven games averaging 2.3 points (43.8% FG) and 3.6 rebounds. In the 2022 U18 European Championships, Greppi averaged 2.4 points (50% FG) and 4.2 rebounds playing an average of 10 minutes per contest.

INDIVIDUAL BENCHMARKS

	SEASON	CAREER
GP/GS	7/0	7/0
5+ POINTS:	0	0
5+ REBOUNDS:	0	0
LED TEAM IN PTS:	0	0
LED TEAM IN REB:	0	0
5+ MINUTES PLAYED:	1	1

TOP PERFORMANCES

■ vs. Holy Cross (11/4/24): Made his Badger debut, playing 2 minutes in the win.

SEASON HIGHS

CAREER HIGHS

POINTS: 3 vs. Chicago State (11/30/24)

FIELD GOALS: 1 (2x) MR vs. Illinois (2/18/25)

FG ATTEMPTS: 2 vs. Illinois (2/18/25)

3-POINT FGS: --

3-POINT FGAS: 1 vs. Illinois (2/18/25)

FREE THROWS: 3 vs. Chicago State (11/30/24)

FT ATTEMPTS: 4 vs. Chicago State (11/30/24)

REBOUNDS: 3 vs. App State (11/10/24)

ASSISTS: 1 vs. Detroit Mercy (12/22/24)

BLOCKS: 1 vs. Detroit Mercy (12/22/24)

STEALS: --

MINUTES: 5 vs. Detroit Mercy (12/22/24)

POINTS: 3 vs. Chicago State (11/30/24)

FIELD GOALS: 1 (2x) MR vs. Illinois (2/18/25)

FG ATTEMPTS: 2 vs. Illinois (2/18/25)

3-POINT FGS: --

3-POINT FGAS: 1 vs. Illinois (2/18/25)

FREE THROWS: 3 vs. Chicago State (11/30/24)

FT ATTEMPTS: 4 vs. Chicago State (11/30/24)

REBOUNDS: 3 vs. App State (11/10/24)

ASSISTS: 1 vs. Detroit Mercy (12/22/24)

BLOCKS: 1 vs. Detroit Mercy (12/22/24)

STEALS: --

MINUTES: 5 vs. Detroit Mercy (12/22/24)

GAME-BY-GAME STATISTICS

#18 GREPPI, Riccardo

Opponent	Date	GS	MIN	Total		3-Pointers		Free throws		Rebounds				PF A TO BLK STL				PTS	AVG
				FG-FGA	PCT	3FG-3FGA	PCT	FT-FTA	PCT	OFF	DEF	TOT	AVG	PF	A	TO	BLK	STL	
Holy Cross	11/04/2024		01:40	0-0	.000	0-0	.000	0-0	.000	0	0	0	0.0	0	0	0	0	0	0.0
App State	11/10/2024		01:45	0-0	.000	0-0	.000	0-0	.000	2	1	3	1.5	0	0	0	0	0	0.0
Chicago St.	11/30/2024		02:20	0-0	.000	0-0	.000	3-4	.750	2	0	2	1.7	0	0	0	0	3	1.0
Detroit Mercy	12/22/2024		05:10	0-0	.000	0-0	.000	1-2	.500	0	2	2	1.8	0	1	1	1	0	1.0
Nebraska	01/26/2025		03:30	1-1	1.000	0-0	.000	0-0	.000	0	0	0	1.4	2	0	0	0	0	2.1
Indiana	02/04/2025		01:17	0-0	.000	0-0	.000	0-0	.000	0	1	1	1.3	1	0	0	0	0	1.0
Illinois	02/18/2025		01:19	1-2	.500	0-1	.000	0-0	.000	0	0	0	1.1	0	0	0	0	2	1.1
Totals		0	17:01	2-3	.667	0-1	.000	4-6	.667	4	4	8	1.1	3	1	1	1	0	1.1

CAREER STATISTICS

GREPPI, Riccardo

		Field Goals			3-Point		F-Throws		Rebounds								Scoring				
SEASON	TEAM	GP-GS	MIN	AVG	FG-FGA	FG%	3FG-3FGA	3FG%	FT-FTA	FT%	OFF	DEF	TOT	AVG	PF-FO	A	TO	BLK	STL	PTS	AVG
2024-25	Wisc	7-0	17/2.4		2-3	.667	0-1	.000	4-6	.667	4	4	8	1.1	3-0	1	1	1	0	8	1.1
TOTAL		7-0	17/2.4		2-3	.667	0-1	.000	4-6	.667	4	4	8	1.1	3-0	1	1	1	0	8	1.1

21 | CHRIS HODGES

Junior | Forward | 6-9 | 257  
Schaumburg, Ill. | Schaumburg



X/Twitter: @chrishodges35 | Instagram: @chrishodges35

GET TO KNOW CHRIS

Chris Hodges enters his junior season with 25 career games played. Last season, he made appearances in three Big Ten Tournament games, collecting four rebounds in a win over Maryland. A great teammate, Hodges was recognized with the 2024 Big Ten Sportsmanship Award for Wisconsin. The 6-foot-9 forward from Schaumburg, Illinois, played at Schaumburg High School, where he was named the 2019 Mid-Suburban League West Player of the Year as a junior.

INDIVIDUAL BENCHMARKS

	SEASON	CAREER
GP/GS:	11/0	36/0
5+ POINTS:	0	--
5+ REBOUNDS:	0	--
LED UW IN PTS:	0	--
LED UW IN REB:	0	--
5+ MINUTES PLAYED:	0	1

TOP PERFORMANCES

- **vs. Maryland (3/14/24):** Played a season high 5 minutes, tallying a career high 4 rebounds, plus 1 assist, 1 block and his first point of the season.
- **South Dakota (11/7/22):** Played 6 minutes off the bench, his first career minutes at Wisconsin.

SEASON HIGHS

POINTS:	1 vs. Detroit Mercy (12/22/24)
FIELD GOALS:	--
FG ATTEMPTS:	1 vs. Holy Cross (11/4/24)
3-POINT FGS:	--
3-POINT FGAS:	1 vs. Nebraska (1/26/25)
FREE THROWS:	1 vs. Detroit Mercy (12/22/24)
FT ATTEMPTS:	2 vs. Detroit Mercy (12/22/24)
REBOUNDS:	--
ASSISTS:	--
BLOCKS:	--
STEALS:	1 vs. Illinois (2/18/25)
MINUTES:	2 (2x) MR vs. Minnesota (1/10/25)

CAREER HIGHS

POINTS:	2 vs Michigan St. (1/10/23)
FIELD GOALS:	1 vs Michigan St. (1/10/23)
FG ATTEMPTS:	3 vs. Maryland (3/14/24)
3-POINT FGS:	--
3-POINT FGAS:	1 vs. Nebraska (1/26/25)
FREE THROWS:	1 (2x) MR vs. Detroit Mercy (12/22/24)
FT ATTEMPTS:	2 (3x) MR vs. Detroit Mercy (12/22/24)
REBOUNDS:	4 vs. Maryland (3/14/24)
ASSISTS:	1 vs. Maryland (3/14/24)
BLOCKS:	1 (4x) MR vs. Maryland (3/14/24)
STEALS:	1 vs. Illinois (2/18/25)
MINUTES:	6 vs. South Dakota (11/7/22)

GAME-BY-GAME STATISTICS

#21 HODGES, Chris

Opponent	Date	GS	MIN	Total		3-Pointers		Free throws		Rebounds				PF	A	TO	BLK	STL	PTS	AVG
				FG-FGA	PCT	3FG-3FGA	PCT	FT-FTA	PCT	OFF	DEF	TOT	AVG							
Holy Cross	11/04/2024		00:44	0-1	.000	0-0	.000	0-0	.000	0	0	0	0.0	0	0	0	0	0	0.0	
App State	11/10/2024		00:42	0-0	.000	0-0	.000	0-0	.000	0	0	0	0.0	0	0	0	0	0	0.0	
Arizona	11/15/2024		01:03	0-0	.000	0-0	.000	0-0	.000	0	0	0	0.0	0	0	0	0	0	0.0	
vs UCF	11/22/2024		00:30	0-0	.000	0-0	.000	0-0	.000	0	0	0	0.0	0	0	0	0	0	0.0	
Chicago St.	11/30/2024		00:30	0-0	.000	0-0	.000	0-0	.000	0	0	0	0.0	0	0	0	0	0	0.0	
Detroit Mercy	12/22/2024		01:23	0-0	.000	0-0	.000	1-2	.500	0	0	0	0.0	1	0	0	0	1	0.2	
Iowa	01/03/2025		02:11	0-0	.000	0-0	.000	0-0	.000	0	0	0	0.0	0	0	0	0	0	0.1	
Minnesota	01/10/2025		01:37	0-0	.000	0-0	.000	0-0	.000	0	0	0	0.0	0	0	0	0	0	0.1	
at Southern California	01/18/2025		00:39	0-0	.000	0-0	.000	0-0	.000	0	0	0	0.0	0	0	1	0	0	0.1	
Nebraska	01/26/2025		01:15	0-1	.000	0-1	.000	0-0	.000	0	0	0	0.0	0	0	0	0	0	0.1	
Illinois	02/18/2025		00:56	0-0	.000	0-0	.000	0-0	.000	0	0	0	0.0	0	0	0	0	1	0.1	
Totals		0	11:30	0-2	.000	0-1	.000	1-2	.500	0	0	0	0.0	1	0	1	0	1	0.1	

CAREER STATISTICS

HODGES, Chris

		Field Goals		3-Point		F-Throws		Rebounds				Scoring			
SEASON	TEAM	GP-GS	MIN/AVG	FG-FGA	FG%	3FG-3FGA	3FG%	FT-FTA	FT%	OFF	DEF	TOT	AVG	PF-FO	A TO BLK STL PTS AVG
2022-23	Wisc	14-0	30/2.2	1-3	.333	0-0	.000	0-0	.000	2	1	3	0.2	3-0	0 0 1 0 2 0.1
2023-24	Wisc	11-0	21/1.9	0-4	.000	0-0	.000	1-4	.250	4	2	6	0.5	0-0	2 0 3 0 1 0.1
2024-25	Wisc	11-0	11/1.0	0-2	.000	0-1	.000	1-2	.500	0	0	0	0.0	1-0	1 0 1 1 1 0.1
TOTAL		36-0	63/1.7	1-9	.111	0-1	.000	2-6	.333	6	3	9	0.3	4-0	2 1 4 1 4 0.1

22 | STEVEN CROWL

Senior | Forward | 7-0 | 248  
Eagan, Minn. | Eastview



X/Twitter: @steven\_crowl | Instagram: @stevencrowl

GET TO KNOW STEVEN

Steven Crowl enters the 2024-25 season as the most tenured Badger, playing in 116 career games with the team. Crowl elevates his game from year-to-year, and now serves as one of the most important contributors to the team. Last season, he put up new career highs in field goal percentage (55.6%) and rebounds per game (7.6). He became the 49th Badger to reach 1000 career points after scoring 22 against Iowa on 2/17/24. His passing is one of the key elements of his game, with the most career assists of any 7-0 foot Big Ten player since 1990. Crowl proved to be one of the most effective players during the Badger's 2024 Big Ten Tournament run, averaging 14.5 points per game on 64.1% FG shooting. With a team full of new faces, Crowl's veteran leadership will prove to be valuable.

INDIVIDUAL BENCHMARKS

	SEASON	CAREER
GP/GS:	27/27	143/131
10+ POINTS:	11	65
20+ POINTS:	1	9
10+ REBOUNDS:	2	18
DOUBLE-DOUBLES:	1	12
LED UW IN PTS:	3	18
LED UW IN REB:	11	55

TOP PERFORMANCES

- **vs Northwestern (3/15/24):** Scored 19 points (8-12 FG, 3-5 3FG), plus 7 boards in Big Ten Tournament.
- **vs Maryland (3/14/24):** Had 17 points, shooting an efficient 7-for-8 FG (3-3 3FG) in Big Ten Tournament.
- **vs Ohio St (2/13/24):** Recorded a double-double with a team-high 16 points, plus 10 rebounds in win.
- **vs #3 Marquette (12/2/23):** Finished with 16 points and 8 rebounds, shooting 5-6 FG and 6-8 FT.
- **vs #24 Virginia (11/20/23):** Tallied a double-double with a team-high 15 pts, 10 reb, plus 2 ast and 1 blk.
- **vs Bradley (3/14/23):** Exploded for a career high 36 points in an NIT win vs. Bradley at the Kohl Center.

SEASON HIGHS

- POINTS: 20 vs. Illinois (2/18/25)
- FIELD GOALS: 8 at Rutgers (1/6/25)
- FG ATTEMPTS: 12 vs. App State (11/10/24)
- 3-POINT FGS: 3 vs. Illinois (2/18/25)
- 3-POINT FGAS: 4 (2x) MR at Iowa (2/8/25)
- FREE THROWS: 6 vs. Iowa (1/3/25)
- FT ATTEMPTS: 6 vs. Iowa (1/3/25)
- REBOUNDS: 11 at #5 Marquette (12/7/24)
- ASSISTS: 6 vs. #9 Arizona (11/15/24)
- BLOCKS: 3 vs. Chicago State (11/30/24)
- STEALS: 3 at Iowa (2/8/25)
- MINUTES: 32 at Maryland (1/29/25)

CAREER HIGHS

- POINTS: 36 vs. Bradley (3/14/23)
- FIELD GOALS: 12 vs. Bradley (3/14/23)
- FG ATTEMPTS: 18 at Illinois (1/7/23)
- 3-POINT FGS: 5 vs. Bradley (3/14/23)
- 3-POINT FGAS: 7 (2x) MR vs. Bradley (3/14/23)
- FREE THROWS: 11 at Iowa (2/17/24)
- FT ATTEMPTS: 13 at Iowa (2/17/24)
- REBOUNDS: 13 (3x) MR at Rutgers (2/10/24)
- ASSISTS: 8 vs. Indiana (1/19/24)
- BLOCKS: 3 (2x) MR vs. Chicago St (11/30/24)
- STEALS: 3 at Iowa (2/8/25)
- MINUTES: 40 at Nebraska (2/11/23)

GAME-BY-GAME STATISTICS

#22 CROWL, Steven

Opponent	Date	GS	MIN	Total		3-Pointers		Free throws		Rebounds		PF		A		TO	BLK	STL	PTS	AVG	
				FG-FGA	PCT	3FG-3FGA	PCT	FT-FTA	PCT	OFF	DEF	TOT	AVG								
Holy Cross	11/04/2024	*	25:39	3-7	.429	1-2	.500	0-0	.000	2	6	8	8.0	1	2	3	0	1	7	7.0	
Montana St.	11/07/2024	*	24:28	1-4	.250	0-0	.000	4-4	1.000	1	3	4	6.0	3	4	4	0	0	6	6.5	
App State	11/10/2024	*	28:17	7-12	.583	1-3	.333	2-2	1.000	0	1	1	4.3	1	4	1	0	2	17	10.0	
Arizona	11/15/2024	*	31:11	3-4	.750	0-1	.000	2-4	.500	1	3	4	4.3	5	6	1	1	0	8	9.5	
UTRGV	11/18/2024	*	20:26	3-7	.429	0-0	.000	3-4	.750	1	4	5	4.4	0	1	1	0	0	9	9.4	
vs UCF	11/22/2024	*	14:24	3-6	.500	0-2	.000	0-0	.000	1	3	4	4.3	5	3	2	0	0	6	8.8	
vs Pittsburgh	11/24/2024	*	27:57	3-9	.333	0-0	.000	0-2	.000	3	6	9	5.0	1	3	0	0	0	6	8.4	
Chicago St.	11/30/2024	*	27:48	4-7	.571	0-0	.000	1-2	.500	3	4	7	5.3	0	5	1	3	0	9	8.5	
Michigan	12/03/2024	*	21:43	1-5	.200	0-2	.000	0-0	.000	1	3	4	5.1	5	0	0	1	0	2	7.8	
at Marquette	12/07/2024	*	28:13	1-4	.250	0-1	.000	0-0	.000	4	7	11	5.7	1	3	2	0	0	2	7.2	
at Illinois	12/10/2024	*	18:43	3-9	.333	1-4	.250	2-2	1.000	0	0	0	5.2	3	1	0	0	1	9	7.4	
vs Butler	12/14/2024	*	17:12	7-10	.700	2-3	.667	2-2	1.000	0	6	6	5.3	2	1	0	0	0	18	8.3	
Detroit Mercy	12/22/2024	*	21:05	7-10	.700	0-3	.000	1-1	1.000	1	3	4	5.2	0	0	1	1	0	15	8.8	
Iowa	01/03/2025	*	20:17	4-4	1.000	0-0	.000	6-6	1.000	1	6	7	5.3	1	3	3	0	0	14	9.1	
at Rutgers	01/06/2025	*	24:41	8-11	.727	2-3	.667	0-0	.000	3	7	10	5.6	3	3	3	0	1	18	9.7	
Minnesota	01/10/2025	*	26:10	6-7	.857	2-2	1.000	4-4	1.000	1	4	5	5.6	0	3	2	1	0	18	10.3	
Ohio St.	01/14/2025	*	28:03	5-10	.500	0-3	.000	4-4	1.000	0	7	7	5.6	3	1	0	1	0	14	10.5	
at Southern California	01/18/2025	*	17:40	3-4	.750	1-1	1.000	2-2	1.000	0	3	3	5.5	4	1	1	1	0	9	10.4	
at UCLA	01/21/2025	*	29:19	4-6	.667	1-2	.500	2-2	1.000	2	3	5	5.5	3	3	2	1	1	11	10.4	
Nebraska	01/26/2025	*	20:11	0-0	.000	0-0	.000	1-2	.500	1	6	7	5.6	3	3	1	1	0	1	10.0	
at Maryland	01/29/2025	*	31:50	4-9	.444	0-2	.000	2-3	.667	4	5	9	5.7	2	3	2	1	0	10	10.0	
at Northwestern	02/01/2025	*	27:45	1-4	.250	1-3	.333	0-0	.000	0	7	7	5.8	3	1	1	1	0	3	9.6	
Indiana	02/04/2025	*	23:46	1-3	.333	1-2	.500	0-0	.000	0	3	3	5.7	2	1	0	1	2	3	9.3	
at Iowa	02/08/2025	*	30:26	2-7	.286	1-4	.250	2-2	1.000	2	6	8	5.8	2	2	1	1	3	7	9.3	
at Purdue	02/15/2025	*	20:25	1-1	1.000	1-1	1.000	0-0	.000	0	1	1	5.6	4	3	0	0	0	3	9.0	
Illinois	02/18/2025	*	27:43	7-10	.700	3-3	1.000	3-4	.750	2	5	7	5.6	0	5	1	0	2	20	9.4	
Oregon	02/22/2025	*	30:49	5-8	.625	0-2	.000	2-2	1.000	1	5	6	5.6	2	1	6	0	0	12	9.5	
Totals			27	666:12	97-178	.545	18-49	.367	45-54	.833	35	117	152	5.6	59	66	39	15	13	257	9.5

CAREER STATISTICS

CROWL, Steven

Season Team		GP-GS		Min/Avg		Field Goals		3-Point		F-Throws		Rebounds		PF-FO		A		TO		BLK		STL		Scoring	
						FG-FGA	FG%	3FG-3FGA	3FG%	FT-FTA	FT%	OFF	DEF	TOT	AVG	PF	FO	TO	BLK	STL	PTS	AVG			
2020-21	Wisc	12-0		36/3.0		4-8	.500	0-1	.000	0-0	.000	4	5	9	0.8	9-0	2	3	1	0	8	0.7			
2021-22	Wisc	33-33		834/25.3		114-230	.496	26-82	.317	36-45	.800	48	96	144	4.4	84-1	48	31	9	9	290	8.8			
2022-23	Wisc	35-35		1071/30.6		173-339	.510	27-88	.307	52-82	.634	53	190	243	6.9	74-0	86	56	17	12	425	12.1			
2023-24	Wisc	36-36		1044/29.0		155-279	.556	26-58	.448	66-89	.742	85	176	261	7.3	92-2	76	60	17	11	402	11.2			
2024-25	Wisc	27-27		666/24.7		97-178	.545	18-49	.367	45-54	.833	35	117	152	5.6	59-3	66	39	15	13	257	9.5			
TOTAL		143-131	3651/25.5	543-1034	.525	97-278	.349	199-270	.737	225	584	809	5.7	318-6	278	189	59	45	1382	9.7					



25 | JOHN BLACKWELL

Sophomore | Guard | 6-4 | 203  
Bloomfield Hills, Mich. | Brother Rice



X/Twitter: @\_Johnblackwell1 | Instagram: @thejohnblackwell

GET TO KNOW JOHN

John Blackwell enjoyed a successful first year at Wisconsin, will step into a larger role during his sophomore season in 2024-25. Blackwell became the ninth player in program history to make the Big Ten All-Freshman Team. Along the way, he took home four Big Ten Freshman of the Week title, the first Badger to do so since Nigel Hayes. Blackwell averaged 8.0 points per game on very efficient shooting, his .455 3PT% was the best of any freshman in program history with at least 60 attempts. Despite playing just 18.5 minutes per game, Blackwell led the team in scoring four times. John's father, Glynn Blackwell, played four seasons at Illinois (1984-88) at shooting guard, appearing in 106 games (57 starts) for the Illini where he averaged 12.1 points per game as a senior.

INDIVIDUAL BENCHMARKS

	SEASON	CAREER
GP/GS:	27/27	61/28
10+ POINTS:	21	35
20+ POINTS:	5	5
30+ POINTS:	2	2
3+ 3FG MADE:	4	6
LED UW IN PTS:	5	9
LED UW IN 3FG:	4	10

TOP PERFORMANCES

- **vs Iowa (1/3/25):** Scored a career-high 32 pts, shooting 6-for-10 from the 3, plus 8 reb, 5 ast.
- **vs UTRGV (11/18/24):** Scored a then career-high 30 pts, shooting 11-for-18 from the floor, plus 7 reb, 3 ast.
- **vs Maryland (3/14/24):** Matched a then-career-high 18 pts (4-6 3FG) in the Big Ten Tournament.
- **at #3 Purdue (3/10/24):** Matched a career high with 18 points (7-10 FG, 2-3 3FG), plus 4 rebounds.
- **vs. Rutgers (3/7/24):** Posted 17 points, one shy of his career high, finishing 9-for-10 at the free throw line, plus 8 rebounds and 2 steals.
- **at #1 Arizona (12/9/23):** Scored a team-high 17 points (4-5 3FG), while grabbing a team-high 7 rebounds.
- **vs #24 Virginia (11/20/23):** 10 points in 18 minutes off the bench, including team-high 2 triples (2-3 3FG).
- **vs Robert Morris (11/17/23):** Then career high 18 points (4-5 FG, 2-3 3FG, 8-10 FT) in 18 minutes off bench.

SEASON HIGHS

POINTS: 32 vs. Iowa (1/3/25)  
FIELD GOALS: 11 (2x) MR vs. Iowa (1/3/25)  
FG ATTEMPTS: 18 (2x) MR vs. Iowa (1/3/25)  
3-POINT FGS: 6 vs. Iowa (1/3/25)  
3-POINT FGAS: 10 vs. Iowa (1/3/25)  
FREE THROWS: 10 at UCLA (1/21/25)  
FT ATTEMPTS: 12 at UCLA (1/21/25)  
REBOUNDS: 9 vs. Michigan (12/3/24)  
ASSISTS: 5 (3x) MR vs. Iowa (1/3/25)  
BLOCKS: 1 (2x) MR vs. Chicago St (11/30/24)  
STEALS: 2 (7x) MR vs. Illinois (2/18/25)  
MINUTES: 40 vs. Oregon (2/22/25)

CAREER HIGHS

POINTS: 32 vs. Iowa (1/3/25)  
FIELD GOALS: 11 (2x) MR vs. Iowa (1/3/25)  
FG ATTEMPTS: 18 (2x) MR vs. Iowa (1/3/25)  
3-POINT FGS: 6 vs. Iowa (1/3/25)  
3-POINT FGAS: 10 vs. Iowa (1/3/25)  
FREE THROWS: 10 at UCLA (1/21/25)  
FT ATTEMPTS: 12 at UCLA (1/21/25)  
REBOUNDS: 9 (3x) MR vs. Michigan (12/3/24)  
ASSISTS: 5 (3x) MR vs. Iowa (1/3/25)  
BLOCKS: 1 (4x) MR vs. Chicago St (11/30/24)  
STEALS: 2 (10x) MR vs. Illinois (2/18/25)  
MINUTES: 40 vs. Oregon (2/22/25)

GAME-BY-GAME STATISTICS

#25 BLACKWELL, John

Opponent	Date	GS	MIN	Total		3-Pointers		Free throws		Rebounds		PF	A	TO	BLK	STL	PTS	AVG			
				FG-FGA	PCT	3FG-3FGA	PCT	FT-FTA	PCT	OFF	DEF								TOT	AVG	
Holy Cross	11/04/2024	*	30:04	5-10	.500	2-4	.500	4-4	1.000	0	4	4	4.0	2	1	1	0	16	16.0		
Montana St.	11/07/2024	*	34:00	4-13	.308	3-6	.500	2-2	1.000	0	6	6	5.0	3	3	0	2	13	14.5		
App State	11/10/2024	*	23:33	4-10	.400	0-2	.000	0-1	.000	1	3	4	4.7	3	1	1	0	8	12.3		
Arizona	11/15/2024	*	25:41	3-8	.375	1-3	.333	7-8	.875	0	2	2	4.0	3	3	2	1	14	12.8		
UTRGV	11/18/2024	*	38:13	11-18	.611	2-5	.400	6-8	.750	2	5	7	4.6	3	3	1	0	30	16.2		
vs UCF	11/22/2024	*	25:46	6-10	.600	2-4	.500	3-5	.600	0	5	5	4.7	3	3	2	0	17	16.3		
vs Pittsburgh	11/24/2024	*	37:02	5-11	.455	0-2	.000	4-4	1.000	0	3	3	4.4	3	0	3	0	2	14	16.0	
Chicago St.	11/30/2024	*	26:45	2-8	.250	1-5	.200	2-2	1.000	1	3	4	4.4	2	0	1	1	7	14.9		
Michigan	12/03/2024	*	36:18	6-12	.500	0-1	.000	4-5	.800	4	5	9	4.9	2	2	5	0	1	16	15.0	
at Marquette	12/07/2024	*	34:57	7-11	.636	1-4	.250	2-3	.667	1	2	3	4.7	3	3	4	0	0	17	15.2	
at Illinois	12/10/2024	*	22:16	4-6	.667	0-1	.000	2-4	.500	2	3	5	4.7	5	0	2	0	0	10	14.7	
vs Butler	12/14/2024	*	29:31	4-9	.444	0-3	.000	2-2	1.000	1	0	1	4.4	4	5	0	0	0	10	14.3	
Detroit Mercy	12/22/2024	*	25:32	4-9	.444	1-5	.200	3-3	1.000	3	3	6	4.5	2	5	0	0	2	12	14.2	
Iowa	01/03/2025	*	32:22	11-18	.611	6-10	.600	4-4	1.000	0	8	8	4.8	2	5	2	0	0	32	15.4	
at Rutgers	01/06/2025	*	33:02	8-15	.533	1-4	.250	4-4	1.000	0	4	4	4.7	3	3	5	0	1	21	15.8	
Minnesota	01/10/2025	*	29:53	3-10	.300	1-5	.200	2-2	1.000	1	3	4	4.7	1	2	1	0	2	9	15.4	
Ohio St.	01/14/2025	*	30:55	5-12	.417	1-4	.250	4-6	.667	2	4	6	4.8	4	2	3	0	1	15	15.4	
at Southern California	01/18/2025	*	33:49	10-16	.625	2-7	.286	6-7	.857	0	5	5	4.8	1	1	3	0	2	28	16.1	
at UCLA	01/21/2025	*	33:51	5-14	.357	3-7	.429	10-12	.833	1	3	4	4.7	5	4	4	0	1	23	16.4	
Nebraska	01/26/2025	*	29:13	5-11	.455	4-7	.571	0-0	.000	1	3	4	4.7	0	1	3	0	1	14	16.3	
at Maryland	01/29/2025	*	26:56	3-6	.500	1-2	.500	3-5	.600	0	3	3	4.6	4	1	2	0	0	10	16.0	
at Northwestern	02/01/2025	*	25:40	2-8	.250	1-3	.333	0-0	.000	0	2	2	4.5	3	1	1	0	1	5	15.5	
Indiana	02/04/2025	*	29:12	3-12	.250	0-2	.000	2-2	1.000	1	7	8	4.7	2	1	3	0	2	8	15.2	
at Iowa	02/08/2025	*	33:03	7-15	.467	3-7	.429	2-3	.667	1	5	6	4.7	2	2	3	0	1	19	15.3	
at Purdue	02/15/2025	*	27:46	5-8	.625	1-3	.333	0-2	.000	2	2	4	4.7	2	2	0	0	0	11	15.2	
Illinois	02/18/2025	*	29:59	7-15	.467	1-4	.250	1-2	.500	2	4	6	4.7	3	4	2	0	2	16	15.2	
Oregon	02/22/2025	*	39:52	2-9	.222	0-6	.000	2-2	1.000	0	7	7	4.8	2	2	3	0	0	6	14.9	
Totals			27	825:10	141-304	.464	38-116	.328	81-102	.794	26	104	130	4.8	72	60	60	2	24	401	14.9

CAREER STATISTICS

BLACKWELL, John

		Field Goals				3-Point		F-Throws		Rebounds								Scoring		
SEASON	TEAM	GP-GS	MIN/AVG	FG-FGA	FG%	3FG-3FGA	3FG%	FT-FTA	FT%	OFF	DEF	TOT	AVG	PF-FO	A	TO	BLK	STL	PTS	AVG
2023-24	Wisc	34-1	628/18.5	82-184	.446	30-66	.455	78-95	.821	23	85	108	3.2	63-3	21	27	2	15	272	8.0
2024-25	Wisc	27-27	825/30.6	141-304	.464	38-116	.328	81-102	.794	26	104	130	4.8	72-2	60	60	2	24	401	14.9
TOTAL		61-28	1454/23.8	223-488	.457	68-182	.374	159-197	.807	49	189	238	3.9	135-5	81	87	4	39	673	11.0

# 31 | NOLAN WINTER

Sophomore | Forward | 7-0 | 235  
Lakeville, Minn. | Lakeville North



X/Twitter: @NolanWinter5 | Instagram: @nolan\_winter31

## GET TO KNOW NOLAN

Nolan Winter made an immediate impact as a freshman last season. He played in all 36 games, averaging 9.4 minutes per game. Additionally, he appeared in all five postseason games for the Badgers. Winter played basketball at Lakeville North, the same high school program that current senior forward Tyler Wahl and former forward Nate Reuvers attended. . Nolan's father, Trevor, played Big Ten basketball as a 7-foot center on Minnesota's 1997 Final Four team, and Nolan's mother, Heidi, played volleyball for the Gophers.

## INDIVIDUAL BENCHMARKS

	SEASON	CAREER
GP/GS:	27/27	63/27
10+ POINTS:	14	14
20+ POINTS:	1	1
5+ REBOUNDS:	18	20
10+ REBOUNDS:	2	2
DOUBLE-DOUBLES:	2	2
LED UW IN PTS:	3	3
LED UW IN REB:	11	13

## TOP PERFORMANCES

- **vs. Butler (12/14/24):** Led UW with a career-high 20 points, as well as 8 rebounds in a win against Butler in the Indy Classic.
- **vs. UCF (11/22/24):** Recorded his first-career double-double, finishing with 13 pts, 10 reb in win.
- **vs. Holy Cross (11/4/24):** Made his first career start, finishing with 15 points (6-6 FG, 2-2 3FG, 1-1 FT), plus 4 rebounds and 2 assists in the win.
- **vs Maryland (3/14/24):** Played 15 minutes off the bench, tallying 6 points, a team-high 5 rebounds and 2 assists in the Big Ten Tournament second round.
- **at Ohio State (1/10/24):** Scored a then-career-high 7 points (3-5 FG), plus 2 rebounds in the road win.
- **vs Arkansas State (11/6/23):** Made his debut as a Badger, scoring 6 points and grabbing a team-high 7 rebounds in 14 minutes off the bench.

## SEASON HIGHS

**POINTS:** 20 vs. Butler (12/14/24)  
**FIELD GOALS:** 8 (2x) MR vs. Iowa (1/3/25)  
**FG ATTEMPTS:** 15 vs. Butler (12/14/24)  
**3-POINT FGS:** 2 (7x) MR at Purdue (2/15/25)  
**3-POINT FGAS:** 7 at Illinois (12/10/24)  
**FREE THROWS:** 4 (3x) MR at Northwestern (2/1/25)  
**FT ATTEMPTS:** 6 at Northwestern (2/1/25)  
**REBOUNDS:** 11 vs. Detroit Mercy (12/22/24)  
**ASSISTS:** 3 (2x) MR at Maryland (1/29/25)  
**BLOCKS:** 2 vs. Nebraska (1/26/25)  
**STEALS:** 2 (3x) MR at Illinois (12/10/24)  
**MINUTES:** 29 (3x) MR vs. Butler (12/14/24)

## CAREER HIGHS

**POINTS:** 20 vs. Butler (12/14/24)  
**FIELD GOALS:** 8 (2x) MR vs. Iowa (1/3/25)  
**FG ATTEMPTS:** 15 vs. Butler (12/14/24)  
**3-POINT FGS:** 2 (8x) MR at Purdue (2/15/25)  
**3-POINT FGAS:** 7 at Illinois (12/10/24)  
**FREE THROWS:** 4 (3x) MR at Northwestern (2/1/25)  
**FT ATTEMPTS:** 6 at Northwestern (2/1/25)  
**REBOUNDS:** 11 vs. Detroit Mercy (12/22/24)  
**ASSISTS:** 3 (2x) MR at Maryland (1/29/25)  
**BLOCKS:** 2 vs. Nebraska (1/26/25)  
**STEALS:** 2 (3x) MR at Illinois (12/10/24)  
**MINUTES:** 29 (3x) MR vs. Butler (12/14/24)

## GAME-BY-GAME STATISTICS

#31 WINTER, Nolan

Opponent	Date	GS	MIN	Total		3-Pointers		Free throws		Rebounds		PF	A	TO	BLK	STL	PTS	AVG			
				FG-FGA	PCT	3FG-3FGA	PCT	FT-FTA	PCT	OFF	DEF								TOT	AVG	
Holy Cross	11/04/2024	*	20:11	6-6	1.000	2-2	1.000	1-1	1.000	1	3	4	4.0	2	2	0	1	15	15.0		
Montana St.	11/07/2024	*	20:51	3-6	.500	0-1	.000	0-0	.000	1	7	8	6.0	1	1	0	1	6	10.5		
App State	11/10/2024	*	22:52	3-5	.600	1-2	.500	3-5	.600	6	2	8	6.7	3	0	1	0	2	10.3		
Arizona	11/15/2024	*	12:06	1-3	.333	0-1	.000	2-2	1.000	0	3	3	5.8	3	1	0	1	4	8.8		
UTRGV	11/18/2024	*	11:57	2-3	.667	0	.000	2-2	1.000	1	2	3	5.2	0	1	0	0	6	8.2		
vs UCF	11/22/2024	*	28:21	5-8	.625	1-2	.500	2-3	.667	5	5	10	6.0	0	1	2	0	0	13	9.0	
vs Pittsburgh	11/24/2024	*	20:00	5-7	.714	1-3	.333	0-0	.000	0	3	3	5.6	2	0	0	0	11	9.3		
Chicago St.	11/30/2024	*	20:25	4-4	1.000	1-1	1.000	3-3	1.000	0	6	6	5.6	0	1	0	0	0	12	9.6	
Michigan	12/03/2024	*	29:01	4-10	.400	0-3	.000	0-1	.000	2	3	5	5.6	3	2	1	0	2	8	9.4	
at Marquette	12/07/2024	*	20:44	3-4	.750	0-1	.000	1-1	1.000	1	1	2	5.2	1	2	0	1	0	7	9.2	
at Illinois	12/10/2024	*	28:44	5-11	.455	2-7	.286	3-3	1.000	3	4	7	5.4	0	1	1	0	2	15	9.7	
vs Butler	12/14/2024	*	28:47	8-15	.533	1-4	.250	3-4	.750	3	5	8	5.6	2	1	0	1	0	20	10.6	
Detroit Mercy	12/22/2024	*	21:28	6-9	.667	2-5	.400	4-4	1.000	5	6	11	6.0	0	0	2	1	0	18	11.2	
Iowa	01/03/2025	*	24:57	8-11	.727	1-2	.500	1-2	.500	2	6	8	6.1	2	0	1	0	0	18	11.6	
at Rutgers	01/06/2025	*	22:58	2-3	.667	1-2	.500	0-0	.000	0	6	6	6.1	1	1	3	0	0	5	11.2	
Minnesota	01/10/2025	*	20:54	2-4	.500	1-2	.500	3-4	.750	4	2	6	6.1	3	1	1	0	0	8	11.0	
Ohio St.	01/14/2025	*	18:07	0-3	.000	0-2	.000	4-4	1.000	1	5	6	6.1	2	1	1	0	0	4	10.6	
at Southern California	01/18/2025	*	27:30	6-7	.857	1-2	.500	0-0	.000	2	3	5	6.1	3	3	0	0	1	13	10.7	
at UCLA	01/21/2025	*	18:36	2-4	.500	1-2	.500	0-0	.000	0	1	1	5.8	1	0	1	0	0	5	10.4	
Nebraska	01/26/2025	*	17:06	2-3	.667	2-2	1.000	0-0	.000	0	7	7	5.9	0	2	0	2	1	6	10.2	
at Maryland	01/29/2025	*	20:29	3-8	.375	1-3	.333	2-3	.667	0	2	2	5.7	4	3	0	1	0	9	10.1	
at Northwestern	02/01/2025	*	20:19	2-5	.400	2-4	.500	4-6	.667	1	4	5	5.6	2	1	2	0	0	10	10.1	
Indiana	02/04/2025	*	20:53	5-7	.714	2-3	.667	0-0	.000	3	2	5	5.6	2	1	0	0	0	12	10.2	
at Iowa	02/08/2025	*	19:03	2-8	.250	0-3	.000	0-0	.000	3	4	7	5.7	0	0	1	0	0	4	10.0	
at Purdue	02/15/2025	*	28:05	4-7	.571	2-5	.400	2-4	.500	0	5	5	5.6	3	0	0	0	0	12	10.0	
Illinois	02/18/2025	*	16:57	3-8	.375	0-4	.000	1-2	.500	4	4	8	5.7	0	1	0	0	1	7	9.9	
Oregon	02/22/2025	*	25:26	5-8	.625	1-2	.500	0-0	.000	1	2	3	5.6	1	0	0	0	0	11	10.0	
Totals			27	586:45	101-177	.571	26-70	.371	41-54	.759	49	103	152	5.6	41	27	17	9	12	269	10.0

## CAREER STATISTICS

WINTER, Nolan

				Field Goals		3-Point		F-Throws		Rebounds						Scoring				
SEASON	TEAM	GP-GS	MIN/AVG	FG-FGA	FG%	3FG-3FGA	3FG%	FT-FTA	FT%	OFF	DEF	TOT	AVG	PF-F	A	TO	BLK	STL	PTS	AVG
2023-24	Wisc	36-0	339/9.4	30-71	.423	12-39	.308	16-23	.696	16	48	64	1.8	33-12	11	1	7	88	2.4	
2024-25	Wisc	27-27	587/21.7	101-177	.571	26-70	.371	41-54	.759	49	103	152	5.6	41-0	27	17	9	12	269	10.0
TOTAL		63-27	926/14.7	131-248	.528	38-109	.349	57-77	.740	65	151	216	3.4	74-1	39	28	10	19	357	5.7

33 | JACK JANICKI

R-Freshman | Guard | 6-5 | 198  
White Bear Lake, Minn. | White Bear Lake HS



X: @jackjackjanicki | Instagram: @jackjackjanicki

GET TO KNOW JACK

Jack Janicki joined Wisconsin as a preferred walk-on ahead of the 2023-24 season. After redshirting last season, Janicki will make his debut for the Badgers in 2024-25. The 6-foot-5 guard was a prolific scorer for White Bear Lake, breaking the school's scoring record and becoming the first player in program history to score 2,000 career points. As a senior, he averaged 22 points, six rebounds and four assists per game while leading the Bears to a 23-8 record and a fifth-place finish in the program's first state tournament appearance since 2000. Janicki's parents are Kevin Janicki and Stacy Fields. His mother, Stacy, was an All-American basketball player at Notre Dame. Jack has two older sisters, Ella Janicki and Sophie Janicki. His sister, Ella, is also a student at the University of Wisconsin, and his aunt, Laurel Fields, attended UW-Madison in the '90s.

INDIVIDUAL BENCHMARKS

	SEASON	CAREER
GP/GS	27/0	27/0
5+ POINTS:	4	4
10+ POINTS:	1	1
3+ 3-PTERS MADE:	1	1
3+ ASSISTS:	2	2
2+ STEALS:	1	1
10+ MINUTES PLAYED:	14	14

TOP PERFORMANCES

- **vs. #7 Purdue (2/15/25):** Stepped up in 17 minutes off the bench at #7 Purdue, going 3-for-4 on 3FG for a career-high 11 points. Collected a block on the defensive side.
- **vs. #9 Arizona (11/15/24):** Played a career high 19 minutes off the bench vs. #9 Arizona, scoring a then career high 9 points (2-6 FG, 2-4 3FG), plus 2 assists, 2 rebounds and 1 steal in the win.
- **vs. Holy Cross (11/4/24):** Made his Badger debut, tallying 2 assists and 1 rebound while playing 11 minutes in the win.

SEASON HIGHS

POINTS: 11 at Purdue (2/15/25)  
FIELD GOALS: 4 at Purdue (2/15/25)  
FG ATTEMPTS: 6 (2x) MR at Purdue (2/15/25)  
3-POINT FGS: 3 at Purdue (2/15/25)  
3-POINT FGAS: 4 (2x) MR at Purdue (2/15/25)  
FREE THROWS: 1 vs. #9 Arizona (11/15/24)  
FT ATTEMPTS: 2 vs. #9 Arizona (11/15/24)  
REBOUNDS: 5 vs. Chicago State (11/30/24)  
ASSISTS: 3 (2x) MR vs. Illinois (2/18/25)  
BLOCKS: 3 vs. Detroit Mercy (12/22/24)  
STEALS: 2 vs. Minnesota (1/10/25)  
MINUTES: 19 vs. #9 Arizona (11/15/24)

CAREER HIGHS

POINTS: 11 at Purdue (2/15/25)  
FIELD GOALS: 4 at Purdue (2/15/25)  
FG ATTEMPTS: 6 (2x) MR at Purdue (2/15/25)  
3-POINT FGS: 3 at Purdue (2/15/25)  
3-POINT FGAS: 4 (2x) MR at Purdue (2/15/25)  
FREE THROWS: 1 vs. #9 Arizona (11/15/24)  
FT ATTEMPTS: 2 vs. #9 Arizona (11/15/24)  
REBOUNDS: 5 vs. Chicago State (11/30/24)  
ASSISTS: 3 (2x) MR vs. Illinois (2/18/25)  
BLOCKS: 3 vs. Detroit Mercy (12/22/24)  
STEALS: 2 vs. Minnesota (1/10/25)  
MINUTES: 19 vs. #9 Arizona (11/15/24)

GAME-BY-GAME STATISTICS

#33 JANICKI, Jack

Opponent	Date	GS	MIN	Total		3-Pointers		Free throws		Rebounds		PF	A	TO	BLK	STL	PTS	AVG
				FG-FGA	PCT	3FG-3FGA	PCT	FT-FTA	PCT	OFF	DEF							
Holy Cross	11/04/2024		10:56	0-1	.000	0-1	.000	0-0	.000	0	1	1	1.0	1	2	0	0	0.0
Montana St.	11/07/2024		02:06	0-0	.000	0-0	.000	0-0	.000	0	0	0	0.5	1	0	0	0	0.0
App State	11/10/2024		08:55	0-1	.000	0-1	.000	0-0	.000	0	3	3	1.3	1	1	0	0	0.0
Arizona	11/15/2024		19:07	3-6	.500	2-4	.500	1-2	.500	0	2	2	1.5	3	2	0	1	2.3
UTRGV	11/18/2024		10:28	1-1	1.000	1-1	1.000	0-0	.000	0	0	0	1.2	1	0	0	1	2.4
vs UCF	11/22/2024		14:34	1-3	.333	1-2	.500	0-0	.000	1	0	1	1.2	3	1	0	1	2.5
vs Pittsburgh	11/24/2024		07:45	0-1	.000	0-1	.000	0-0	.000	0	1	1	1.1	0	1	1	0	2.1
Chicago St.	11/30/2024		18:11	1-3	.333	1-3	.333	0-0	.000	1	4	5	1.6	2	1	1	0	2.3
Michigan	12/03/2024		04:38	0-1	.000	0-1	.000	0-0	.000	0	0	0	1.4	0	1	0	0	2.0
at Marquette	12/07/2024		08:01	0-2	.000	0-2	.000	0-0	.000	0	1	1	1.4	1	0	0	0	1.8
at Illinois	12/10/2024		17:17	1-1	1.000	1-1	1.000	0-0	.000	0	2	2	1.5	1	3	0	1	1.9
vs Butler	12/14/2024		06:13	0-0	.000	0-0	.000	0-0	.000	0	1	1	1.4	2	1	0	0	1.8
Detroit Mercy	12/22/2024		13:19	2-4	.500	1-3	.333	0-0	.000	0	3	3	1.5	0	1	3	0	5.2
Iowa	01/03/2025		11:38	0-1	.000	0-1	.000	0-0	.000	0	0	0	1.4	1	2	0	0	1.9
at Rutgers	01/06/2025		06:21	0-1	.000	0-1	.000	0-0	.000	0	0	0	1.3	2	0	0	0	1.7
Minnesota	01/10/2025		15:44	2-4	.500	0-0	.000	0-0	.000	1	1	2	1.4	2	1	0	2	1.9
Ohio St.	01/14/2025		07:47	0-2	.000	0-2	.000	0-0	.000	0	1	1	1.4	0	0	0	0	1.8
at Southern California	01/18/2025		06:50	0-1	.000	0-1	.000	0-0	.000	0	1	1	1.3	1	0	0	0	1.7
at UCLA	01/21/2025		03:14	0-0	.000	0-0	.000	0-0	.000	0	0	0	1.3	1	0	0	0	1.6
Nebraska	01/26/2025		10:42	3-3	1.000	1-1	1.000	0-0	.000	0	0	0	1.2	0	0	0	1	1.9
at Maryland	01/29/2025		09:05	0-0	.000	0-0	.000	0-0	.000	0	0	0	1.1	0	0	0	1	1.8
at Northwestern	02/01/2025		07:54	0-2	.000	0-2	.000	0-0	.000	1	0	1	1.1	1	1	0	0	1.7
Indiana	02/04/2025		11:33	0-1	.000	0-0	.000	0-0	.000	0	1	1	1.1	1	1	0	0	1.6
at Iowa	02/08/2025		04:23	1-2	.500	1-2	.500	0-0	.000	0	0	0	1.1	1	0	0	0	1.7
at Purdue	02/15/2025		17:14	4-6	.667	3-4	.750	0-0	.000	0	1	1	1.1	0	2	0	1	2.0
Illinois	02/18/2025		10:45	0-0	.000	0-0	.000	0-0	.000	0	2	2	1.1	1	3	0	1	2.0
Oregon	02/22/2025		14:15	0-0	.000	0-0	.000	0-0	.000	0	3	3	1.2	1	0	1	0	1.9
Totals			0 278:54	19-47	.404	12-34	.353	1-2	.500	4	28	32	1.2	28	23	4	6	9 51 1.9

CAREER STATISTICS

JANICKI, Jack

SEASON	TEAM	GP-GS	MIN/AVG	Field Goals		3-Point		F-Throws		Rebounds		Scoring	
				FG-FGA	FG%	3FG-3FGA	3FG%	FT-FTA	FT%	OFF	DEF	TOT	PTS
2024-25	Wisc	27-0	279/10.3	19-47	.404	12-34	.353	1-2	.500	4	28	32	51
TOTAL		27-0	279/10.3	19-47	.404	12-34	.353	1-2	.500	4	28	32	51



35 | MARKUS ILVER

Senior | Forward | 6-9 | 232  
Tallinn, Estonia | Western Reserve Academy (Ohio)



X/Twitter: @MarkusIlver | Instagram: @markus\_ilver

GET TO KNOW MARKUS

Markus Ilver broke new ground in 2023-24, playing in a career high 27 games. The 6-foot-8, combo forward's biggest contribution came on the road against Purdue, playing 10 minutes, with five points, and a career high two blocks. He also averaged 13 minutes per game in the three Big Ten Tournament games he appeared in. For his career, Ilver earned Academic All-Big Ten honors in both 2023 and 2024. During the summer of 2022, Ilver represented Estonia at the FIBA U20 European Championship in Tbilisi, helping lead his country to a third-place finish.

INDIVIDUAL BENCHMARKS

	SEASON	CAREER
GP/GS:	14/0	67/0
5+ POINTS:	2	7
10+ POINTS:	0	0
2+ 3FGS:	2	3
10+ MIN PLAYED:	2	16

TOP PERFORMANCES

- **at Penn State (1/16/24):** Played 5 minutes, tallying 3 points (1-1 3FG), 5 rebounds, 1 block and 1 assist.
- **at Illinois (1/7/23):** Played a career high 19 minutes, finishing with 2 points and 3 rebounds.
- **vs Dayton (11/23/22):** Scored 6 points (2-4 3FG) while playing 10 minutes off the bench vs. Dayton.

SEASON HIGHS						CAREER HIGHS					
POINTS:	8 vs. Detroit Mercy (12/22/24)					POINTS:	8 vs. Detroit Mercy (12/22/24)				
FIELD GOALS:	2 (2x) MR vs. Minnesota (1/10/25)					FIELD GOALS:	2 (4x) MR vs. Detroit Mercy (12/22/24)				
FG ATTEMPTS:	4 (2x) MR vs. Detroit Mercy (12/22/24)					FG ATTEMPTS:	6 (2x) MR at Purdue (3/10/24)				
3-POINT FGS:	2 (2x) MR vs. Minnesota (1/10/25)					3-POINT FGS:	2 (3x) MR vs. Minnesota (1/10/25)				
3-POINT FGAS:	4 vs. Detroit Mercy (12/22/24)					3-POINT FGAS:	4 (2x) MR vs. Detroit Mercy (12/22/24)				
FREE THROWS:	2 vs. Detroit Mercy (12/22/24)					FREE THROWS:	3 vs. Green Bay (11/12/21)				
FT ATTEMPTS:	2 vs. Detroit Mercy (12/22/24)					FT ATTEMPTS:	4 vs. Green Bay (11/12/21)				
REBOUNDS:	3 vs. App State (11/10/24)					REBOUNDS:	5 (3x) MR at Penn State (1/16/24)				
ASSISTS:	1 vs. Holy Cross (11/4/24)					ASSISTS:	1 (8x) MR vs. Holy Cross (11/4/24)				
BLOCKS:	1 (2x) MR vs. App State (11/10/24)					BLOCKS:	1 (3x) MR vs. Holy Cross (11/4/24)				
STEALS:	1 (2x) MR vs. App State (11/10/24)					STEALS:	2 (2x) MR at Purdue (3/10/24)				
MINUTES:	10 (2x) MR vs. Minnesota (1/10/25)					MINUTES:	19 vs. Arkansas State (11/6/23)				

GAME-BY-GAME STATISTICS

#35 ILVER, Markus																					
Opponent	Date	GS	MIN	Total		3-Pointers		Free throws		Rebounds				PF	A	TO	BLK	STL	PTS	AVG	
				FG-FGA	PCT	3FG-3FGA	PCT	FT-FTA	PCT	OFF	DEF	TOT	AVG								
Holy Cross	11/04/2024	03:20	0-0	.000	0-0	.000	0-0	.000	0-0	.000	0	0	0	0.0	0	1	0	1	0	0.0	
Montana St.	11/07/2024	04:48	0-0	.000	0-0	.000	0-0	.000	0-0	.000	0	0	0	0.0	1	0	1	0	0	0.0	
App State	11/10/2024	05:28	1-4	.250	0-2	.000	1-1	1.000	1	2	3	1.0	1	0	0	1	1	1	3	1.0	
Arizona	11/15/2024	01:32	0-1	.000	0-1	.000	0-0	.000	0-0	.000	0	0	0	0.8	1	0	0	0	0	0.8	
vs UCF	11/22/2024	02:33	0-0	.000	0-0	.000	0-0	.000	0-0	.000	0	0	0	0.6	1	0	0	0	0	0.6	
Chicago St.	11/30/2024	02:20	1-3	.333	1-2	.500	0-0	.000	0-0	.000	0	0	0	0.5	0	0	0	0	3	1.0	
Detroit Mercy	12/22/2024	09:47	2-4	.500	2-4	.500	2-2	1.000	0	1	1	0.6	1	0	1	0	0	0	8	2.0	
Iowa	01/03/2025	04:51	1-2	.500	1-1	1.000	0-0	.000	1	0	1	0.6	1	0	1	0	0	0	3	2.1	
Minnesota	01/10/2025	10:24	2-3	.667	2-3	.667	0-0	.000	0	2	2	0.8	1	0	0	0	0	0	6	2.6	
at Southern California	01/18/2025	00:39	0-0	.000	0-0	.000	0-0	.000	0-0	.000	0	0	0	0.7	0	0	0	0	0	2.3	
at UCLA	01/21/2025	01:56	0-1	.000	0-1	.000	0-0	.000	0-0	.000	0	0	0	0.6	0	0	0	0	0	2.1	
Nebraska	01/26/2025	05:51	1-3	.333	0-1	.000	0-0	.000	0-0	.000	0	2	2	0.8	1	0	1	0	0	2	2.1
Indiana	02/04/2025	01:17	0-1	.000	0-1	.000	0-0	.000	0-0	.000	0	0	0	0.7	0	0	0	0	0	1.9	
Illinois	02/18/2025	01:19	0-0	.000	0-0	.000	0-0	.000	0-0	.000	0	0	0	0.6	0	0	0	0	0	1.8	
Totals		0	56:04	8-22	.364	6-16	.375	3-3	1.000	2	7	9	0.6	8	1	4	2	2	25	1.8	

CAREER STATISTICS

ILVER, Markus																					
		Field Goals				3-Point		F-Throws		Rebounds										Scoring	
SEASON	TEAM	GP-GS	MIN	AVG	FG-FGA	FG%	3FG-3FGA	3FG%	FT-FTA	FT%	OFF	DEF	TOT	AVG	PF-FO	A	TO	BLK	STL	PTS	AVG
2021-22	Wisc	8-0	28	3.4	1-8	.125	0-5	.000	3-4	.750	1	3	4	0.5	7-0	0	2	0	0	5	0.6
2022-23	Wisc	18-0	119	6.6	11-37	.297	5-21	.238	2-2	1.000	5	12	17	0.9	10-0	3	2	0	1	29	1.6
2023-24	Wisc	27-0	160	5.9	11-35	.314	7-28	.250	2-3	.667	12	23	35	1.3	19-0	6	5	2	5	31	1.1
2024-25	Wisc	14-0	56	4.0	8-22	.364	6-16	.375	3-3	1.000	2	7	9	0.6	8-0	1	4	2	2	25	1.8
TOTAL		67-0	362	5.4	31-102	.304	18-70	.257	10-12	.833	20	45	65	1.0	44-0	10	13	4	8	90	1.3

# 2024-25 OVERALL STATISTICS

Game Records					Score by Periods				
Record	Overall	Home	Away	Neutral	Team	1st	2nd	OT	TOT
ALL GAMES	21-6	13-2	5-4	3-0	Wisconsin	1051	1147	7	2205
CONFERENCE	11-5	6-2	5-3	0-0	Opponents	887	1015	11	1913
NON-CONFERENCE	10-1	7-0	0-1	3-0					

Team Box Score																							
No.	Player				Total		3-Point		F-Throw		Rebounds												
		GP-GS	MIN	AVG	FG-FGA	FG%	3FG-3FGA	3FG%	FT-FTA	FT%	OFF	DEF	TOT	AVG	PF	DQ	A	TO	BLK	STL	PTS	AVG	
9	TONJE, John	27-27	831:36	30.8	153-317	.483	62-156	.397	164-180	.911	22	110	132	4.9	45	0	49	58	4	20	532	19.7	
25	BLACKWELL, John	27-27	825:10	30.6	141-304	.464	38-116	.328	81-102	.794	26	104	130	4.8	72	2	60	60	2	24	401	14.9	
11	KLESMIT, Max	26-26	763:10	29.4	79-224	.353	45-156	.288	60-71	.845	7	59	66	2.5	40	0	74	31	2	25	263	10.1	
31	WINTER, Nolan	27-27	586:45	21.7	101-177	.571	26-70	.371	41-54	.759	49	103	152	5.6	41	0	27	17	9	12	269	10.0	
22	CROWL, Steven	27-27	666:12	24.7	97-178	.545	18-49	.367	45-54	.833	35	117	152	5.6	59	3	66	39	15	13	257	9.5	
4	MCGEE, Kamari	27-1	574:07	21.3	65-127	.512	32-57	.561	26-30	.867	13	55	68	2.5	60	2	52	16	1	25	188	7.0	
7	GILMORE, Carter	27-0	484:27	17.9	37-74	.500	17-40	.425	9-12	.750	22	49	71	2.6	57	2	31	13	11	5	100	3.7	
13	AMOS, Xavier	27-0	267:19	9.9	32-87	.368	14-47	.298	18-24	.750	9	39	48	1.8	26	0	12	16	5	7	96	3.6	
33	JANICKI, Jack	27-0	278:54	10.3	19-47	.404	12-34	.353	1-2	.500	4	28	32	1.2	28	0	23	4	6	9	51	1.9	
35	ILVER, Markus	14-0	56:04	4.0	8-22	.364	6-16	.375	3-3	1.000	2	7	9	0.6	8	0	1	4	2	2	25	1.8	
18	GREPPI, Riccardo	7-0	17:01	2.4	2-3	.667	0-1	.000	4-6	.667	4	4	8	1.1	3	0	1	1	1	0	8	1.1	
2	ROBISON, Jack	11-0	12:31	1.1	2-2	1.000	2-2	1.000	0-0	.000	1	0	1	0.1	1	0	1	0	0	0	6	0.5	
3	HUNTER, Camren	7-0	14:40	2.1	1-5	.200	1-2	.500	0-0	.000	2	3	5	0.7	3	0	1	0	0	0	3	0.4	
15	GARD, Isaac	10-0	10:08	1.0	1-1	1.000	1-1	1.000	0-0	.000	0	2	2	0.2	1	0	1	0	0	0	3	0.3	
5	FREITAG, Daniel	10-0	22:52	2.3	1-9	.111	0-6	.000	0-2	.000	1	2	3	0.3	7	0	3	1	0	1	2	0.2	
21	HODGES, Chris	11-0	11:30	1.0	0-2	.000	0-1	.000	1-2	.500	0	0	0	0.0	1	0	0	1	0	1	1	0.1	
14	KONOP, Aidan	3-0	02:32	0.8	0-0	.000	0-0	.000	0-0	.000	0	0	0	0.0	0	0	0	0	0	0	0	0.0	
Team											47	44	91					11					
Total		27	5425		739-1579	.468	274-754	.363	453-542	.836	244	726	970	35.9	452	9	402	272	58	144	2205	81.7	
Opponents		27	5425		684-1637	.418	210-640	.328	335-456	.735	261	628	889	32.9	501	9	318	278	85	136	1913	70.9	

Team Statistics			WISC	OPP
Scoring			2205	1913
Points per game			81.7	70.9
Scoring margin			+10.8	-
Field goals-att			739-1579	684-1637
Field goal pct			.468	.418
3 point fg-att			274-754	210-640
3-point FG pct			.363	.328
3-pt FG made per game			10.1	7.8
Free throws-att			453-542	335-456
Free throw pct			.836	.735
F-Throws made per game			16.8	12.4
Rebounds			970	889
Rebounds per game			35.9	32.9
Rebounding margin			+3.0	-
Assists			402	318
Assists per game			14.9	11.8
Turnovers			272	278
Turnovers per game			10.1	10.3
Turnover margin			+0.2	-
Assist/turnover ratio			1.5	1.1
Steals			144	136
Steals per game			5.3	5.0
Blocks			58	85
Blocks per game			2.1	3.1
Winning streak			0	-
Home win streak			0	-
Attendance			223467	107842
Home games-Avg/Game			15-14898	9-11982
Neutral site-Avg/Game			-	3-5756

Team Results				Score	Att.
Date	Opponent				
11/04/2024	Holy Cross	W		85-61	13451
11/07/2024	Montana St.	W		79-67	13554
11/10/2024	App State	W		87-56	13913
11/15/2024	Arizona	W		103-88	16838
11/18/2024	UTRGV	W		87-84	13423
11/22/2024	vs UCF	W		86-70	1112
11/24/2024	vs Pittsburgh	W		81-75	1112
11/30/2024	Chicago St.	W		74-53	14711
12/03/2024	Michigan	L		64-67	14582
12/07/2024	at Marquette	L		74-88	18107
12/10/2024	at Illinois	L		80-86	15544
12/14/2024	vs Butler	W		83-74	15045
12/22/2024	Detroit Mercy	W		76-53	14098
01/03/2025	Iowa	W		116-85	16838
01/06/2025	at Rutgers	W		75-63	8000
01/10/2025	Minnesota	W		80-59	14239
01/14/2025	Ohio St.	W		70-68	14527
01/18/2025	at Southern California	W		84-69	6938
01/21/2025	at UCLA	L		83-85	6695
01/26/2025	Nebraska	W		83-55	16838
01/29/2025	at Maryland	L		68-76	17950
02/01/2025	at Northwestern	W		75-69	7039
02/04/2025	Indiana	W		76-64	14447
02/08/2025	at Iowa	W		74-63	12693
02/15/2025	at Purdue	W		94-84	14876
02/18/2025	Illinois	W		95-74	15170
02/22/2025	Oregon	Lot		73-77	16838

# 2024-25 BIG TEN STATISTICS

Game Records

Record	Overall	Home	Away	Neutral
ALL GAMES	11-5	6-2	5-3	0-0
CONFERENCE	11-5	6-2	5-3	0-0
NON-CONFERENCE	0-0	0-0	0-0	0-0

Score by Periods

Team	1st	2nd	OT	TOT
Wisconsin	608	675	7	1290
Opponents	516	617	11	1144

Team Box Score

No.	Player				Total		3-Point		F-Throw		Rebounds						A	TO	BLK	STL	PTS	AVG
		GP-GS	MIN	AVG	FG-FGA	FG%	3FG-3FGA	3FG%	FT-FTA	FT%	OFF	DEF	TOT	AVG	PF	DQ						
9	TONJE, John	16-16	500:45	31.3	97-199	.487	44-106	.415	77-88	.875	11	63	74	4.6	23	0	26	32	4	14	315	19.7
25	BLACKWELL, John	16-16	494:08	30.9	86-187	.460	25-73	.342	46-60	.767	17	68	85	5.3	41	2	33	42	0	15	243	15.2
22	CROWL, Steven	16-16	399:31	25.0	55-98	.561	14-34	.412	30-33	.909	18	71	89	5.6	40	1	34	23	10	10	154	9.6
11	KLESMIT, Max	15-15	421:39	28.1	45-122	.369	23-82	.280	25-34	.735	5	41	46	3.1	22	0	44	20	1	11	138	9.2
31	WINTER, Nolan	16-16	359:04	22.4	55-107	.514	17-48	.354	20-29	.690	26	60	86	5.4	27	0	17	12	3	8	147	9.2
4	MCGEE, Kamari	16-1	337:33	21.1	40-81	.494	21-35	.600	19-22	.864	10	29	39	2.4	27	0	33	10	1	16	120	7.5
7	GILMORE, Carter	16-0	331:58	20.7	28-54	.519	15-30	.500	4-5	.800	15	35	50	3.1	39	2	17	9	7	2	75	4.7
13	AMOS, Xavier	16-0	157:16	9.8	17-42	.405	7-24	.292	9-14	.643	5	19	24	1.5	15	0	9	9	5	3	50	3.1
33	JANICKI, Jack	16-0	159:19	10.0	11-25	.440	6-16	.375	0-0	.000	2	12	14	0.9	13	0	14	1	2	5	28	1.8
35	ILVER, Markus	7-0	26:17	3.8	4-10	.400	3-7	.429	0-0	.000	1	4	5	0.7	3	0	0	2	0	0	11	1.6
3	HUNTER, Camren	2-0	03:31	1.8	1-1	1.000	1-1	1.000	0-0	.000	0	1	1	0.5	1	0	0	0	0	0	3	1.5
18	GREPPI, Riccardo	3-0	06:06	2.0	2-3	.667	0-1	.000	0-0	.000	0	1	1	0.3	3	0	0	0	0	0	4	1.3
5	FREITAG, Daniel	4-0	07:20	1.8	1-3	.333	0-1	.000	0-2	.000	0	1	1	0.3	0	0	1	1	0	0	2	0.5
21	HODGES, Chris	5-0	06:38	1.3	0-1	.000	0-1	.000	0-0	.000	0	0	0	0.0	0	0	0	1	0	1	0	0.0
15	GARD, Isaac	6-0	07:30	1.2	0-0	.000	0-0	.000	0-0	.000	0	1	1	0.2	0	0	1	0	0	0	0	0.0
2	ROBISON, Jack	5-0	06:26	1.3	0-0	.000	0-0	.000	0-0	.000	0	0	0	0.0	0	0	1	0	0	0	0	0.0
Team											30	25	55					7				
Total		16	3225		442-933	.474	176-459	.383	230-287	.801	140	431	571	35.7	254	5	230	169	33	85	1290	80.6
Opponents		16	3225		411-977	.421	132-387	.341	190-259	.734	158	369	527	32.9	278	6	206	162	57	89	1144	71.5

Team Statistics

	WISC	OPP
Scoring	1290	1144
Points per game	80.6	71.5
Scoring margin	+9.1	-
Field goals-att	442-933	411-977
Field goal pct	.474	.421
3 point fg-att	176-459	132-387
3-point FG pct	.383	.341
3-pt FG made per game	11.0	8.3
Free throws-att	230-287	190-259
Free throw pct	.801	.734
F-Throws made per game	14.4	11.9
Rebounds	571	527
Rebounds per game	35.7	32.9
Rebounding margin	+2.8	-
Assists	230	206
Assists per game	14.4	12.9
Turnovers	169	162
Turnovers per game	10.6	10.1
Turnover margin	-0.4	-
Assist/turnover ratio	1.4	1.3
Steals	85	89
Steals per game	5.3	5.6
Blocks	33	57
Blocks per game	2.1	3.6
Winning streak	0	-
Home win streak	0	-
Attendance	123479	89735
Home games-Avg/Game	8-15435	8-11217
Neutral site-Avg/Game	-	0-0

Team Results

Date	Opponent		Score	Att.
12/03/2024	Michigan	L	64-67	14582
12/10/2024	at Illinois	L	80-86	15544
01/03/2025	Iowa	W	116-85	16838
01/06/2025	at Rutgers	W	75-63	8000
01/10/2025	Minnesota	W	80-59	14239
01/14/2025	Ohio St.	W	70-68	14527
01/18/2025	at Southern California	W	84-69	6938
01/21/2025	at UCLA	L	83-85	6695
01/26/2025	Nebraska	W	83-55	16838
01/29/2025	at Maryland	L	68-76	17950
02/01/2025	at Northwestern	W	75-69	7039
02/04/2025	Indiana	W	76-64	14447
02/08/2025	at Iowa	W	74-63	12693
02/15/2025	at Purdue	W	94-84	14876
02/18/2025	Illinois	W	95-74	15170
02/22/2025	Oregon	Lot	73-77	16838



# 2024-25 HOME STATISTICS

Game Records

Record	Overall	Home	Away	Neutral
ALL GAMES	13-2	13-2	0-0	0-0
CONFERENCE	6-2	6-2	0-0	0-0
NON-CONFERENCE	7-0	7-0	0-0	0-0

Score by Periods

Team	1st	2nd	OT	TOT
Wisconsin	602	639	7	1248
Opponents	477	523	11	1011

Team Box Score

No.	Player				Total		3-Point		F-Throw		Rebounds											
		GP-GS	MIN	AVG	FG-FGA	FG%	3FG-3FGA	3FG%	FT-FTA	FT%	OFF	DEF	TOT	AVG	PF	DQ	A	TO	BLK	STL	PTS	AVG
9	TONJE, John	15-15	445:56	29.7	81-166	.488	34-82	.415	106-117	.906	11	59	70	4.7	22	0	22	31	0	19	302	20.1
25	BLACKWELL, John	15-15	461:31	30.8	75-175	.429	23-69	.333	43-51	.843	18	67	85	5.7	34	0	35	31	2	16	216	14.4
22	CROWL, Steven	15-15	377:37	25.2	57-98	.582	8-23	.348	33-39	.846	16	63	79	5.3	26	2	39	25	10	7	155	10.3
31	WINTER, Nolan	15-15	303:10	20.2	54-90	.600	13-32	.406	24-30	.800	31	60	91	6.1	22	0	14	7	6	8	145	9.7
11	KLESMIT, Max	14-14	401:50	28.7	42-122	.344	23-82	.280	24-26	.923	4	28	32	2.3	24	0	37	17	2	16	131	9.4
4	MCGEE, Kamari	15-1	316:24	21.1	37-79	.468	20-37	.541	12-12	1.000	7	37	44	2.9	31	0	24	9	1	14	106	7.1
13	AMOS, Xavier	15-0	169:57	11.3	23-60	.383	12-32	.375	12-17	.706	7	23	30	2.0	16	0	9	10	2	5	70	4.7
7	GILMORE, Carter	15-0	242:42	16.2	18-34	.529	8-17	.471	3-6	.500	11	24	35	2.3	25	0	13	6	5	4	47	3.1
35	ILVER, Markus	11-0	50:56	4.6	8-21	.381	6-15	.400	3-3	1.000	2	7	9	0.8	7	0	1	4	2	2	25	2.3
33	JANICKI, Jack	15-0	170:03	11.3	12-28	.429	6-18	.333	1-2	.500	2	21	23	1.5	15	0	14	3	3	6	31	2.1
18	GREPPI, Riccardo	7-0	17:01	2.4	2-3	.667	0-1	.000	4-6	.667	4	4	8	1.1	3	0	1	1	1	0	8	1.1
3	HUNTER, Camren	6-0	14:34	2.4	1-5	.200	1-2	.500	0-0	.000	2	3	5	0.8	3	0	1	0	0	0	3	0.5
15	GARD, Isaac	8-0	08:59	1.1	1-1	1.000	1-1	1.000	0-0	.000	0	2	2	0.3	1	0	1	0	0	0	3	0.4
2	ROBISON, Jack	9-0	10:33	1.2	1-1	1.000	1-1	1.000	0-0	.000	1	0	1	0.1	0	0	1	0	0	0	3	0.3
5	FREITAG, Daniel	8-0	20:53	2.6	1-9	.111	0-6	.000	0-2	.000	1	2	3	0.4	6	0	3	1	0	1	2	0.3
21	HODGES, Chris	9-0	10:21	1.2	0-2	.000	0-1	.000	1-2	.500	0	0	0	0.0	1	0	0	0	0	1	1	0.1
14	KONOP, Aidan	3-0	02:32	0.8	0-0	.000	0-0	.000	0-0	.000	0	0	0	0.0	0	0	0	0	0	0	0	0.0
Team											28	24	52					4				
Total		15	3025		413-894	.462	156-419	.372	266-313	.850	145	424	569	37.9	236	2	215	149	34	99	1248	83.2
Opponents		15	3025		371-917	.405	117-357	.328	152-210	.724	146	354	500	33.3	280	5	153	179	52	81	1011	67.4

Team Statistics

	WISC	OPP
Scoring	1248	1011
Points per game	83.2	67.4
Scoring margin	+15.8	-
Field goals-att	413-894	371-917
Field goal pct	.462	.405
3 point fg-att	156-419	117-357
3-point FG pct	.372	.328
3-pt FG made per game	10.4	7.8
Free throws-att	266-313	152-210
Free throw pct	.850	.724
F-Throws made per game	17.7	10.1
Rebounds	569	500
Rebounds per game	37.9	33.3
Rebounding margin	+4.6	-
Assists	215	153
Assists per game	14.3	10.2
Turnovers	149	179
Turnovers per game	9.9	11.9
Turnover margin	+2.0	-
Assist/turnover ratio	1.4	0.9
Steals	99	81
Steals per game	6.6	5.4
Blocks	34	52
Blocks per game	2.3	3.5
Winning streak	0	-
Home win streak	0	-
Attendance	223467	0
Home games-Avg/Game	15-14898	0-0
Neutral site-Avg/Game	-	0-0

Team Results

Date	Opponent		Score	Att.
11/04/2024	Holy Cross	W	85-61	13451
11/07/2024	Montana St.	W	79-67	13554
11/10/2024	App State	W	87-56	13913
11/15/2024	Arizona	W	103-88	16838
11/18/2024	UTRGV	W	87-84	13423
11/30/2024	Chicago St.	W	74-53	14711
12/03/2024	Michigan	L	64-67	14582
12/22/2024	Detroit Mercy	W	76-53	14098
01/03/2025	Iowa	W	116-85	16838
01/10/2025	Minnesota	W	80-59	14239
01/14/2025	Ohio St.	W	70-68	14527
01/26/2025	Nebraska	W	83-55	16838
02/04/2025	Indiana	W	76-64	14447
02/18/2025	Illinois	W	95-74	15170
02/22/2025	Oregon	Lot	73-77	16838

# 2024-25 ROAD/NEUTRAL STATISTICS

Game Records

Record	Overall	Home	Away	Neutral
ALL GAMES	8-4	0-0	5-4	3-0
CONFERENCE	5-3	0-0	5-3	0-0
NON-CONFERENCE	3-1	0-0	0-1	3-0

Score by Periods

Team	1st	2nd	OT	TOT
Wisconsin	449	508	0	957
Opponents	410	492	0	902

Team Box Score

No.	Player				Total		3-Point		F-Throw		Rebounds													
		GP-GS	MIN	AVG	FG-FGA	FG%	3FG-3FGA	3FG%	FT-FTA	FT%	OFF	DEF	TOT	AVG	PF	DQ	A	TO	BLK	STL	PTS	AVG		
9	TONJE, John	12-12	385:41	32.1	72-151	.477	28-74	.378	58-63	.921	11	51	62	5.2	23	0	27	27	4	1	230	19.2		
25	BLACKWELL, John	12-12	363:39	30.3	66-129	.512	15-47	.319	38-51	.745	8	37	45	3.8	38	2	25	29	0	8	185	15.4		
11	KLESMIT, Max	12-12	361:20	30.1	37-102	.363	22-74	.297	36-45	.800	3	31	34	2.8	16	0	37	14	0	9	132	11.0		
31	WINTER, Nolan	12-12	283:35	23.6	47-87	.540	13-38	.342	17-24	.708	18	43	61	5.1	19	0	13	10	3	4	124	10.3		
22	CROWL, Steven	12-12	288:35	24.0	40-80	.500	10-26	.385	12-15	.800	19	54	73	6.1	33	1	27	14	5	6	102	8.5		
4	MCGEE, Kamari	12-0	257:43	21.5	28-48	.583	12-20	.600	14-18	.778	6	18	24	2.0	29	2	28	7	0	11	82	6.8		
7	GILMORE, Carter	12-0	241:45	20.1	19-40	.475	9-23	.391	6-6	1.000	11	25	36	3.0	32	2	18	7	6	1	53	4.4		
13	AMOS, Xavier	12-0	97:22	8.1	9-27	.333	2-15	.133	6-7	.857	2	16	18	1.5	10	0	3	6	3	2	26	2.2		
33	JANICKI, Jack	12-0	108:51	9.1	7-19	.368	6-16	.375	0-0	.000	2	7	9	0.8	13	0	9	1	3	3	20	1.7		
2	ROBISON, Jack	2-0	01:59	1.0	1-1	1.000	1-1	1.000	0-0	.000	0	0	0	0.0	1	0	0	0	0	0	3	1.5		
21	HODGES, Chris	2-0	01:09	0.6	0-0	.000	0-0	.000	0-0	.000	0	0	0	0.0	0	0	0	1	0	0	0	0.0		
35	ILVER, Markus	3-0	05:08	1.7	0-1	.000	0-1	.000	0-0	.000	0	0	0	0.0	1	0	0	0	0	0	0	0.0		
3	HUNTER, Camren	1-0	00:06	0.1	0-0	.000	0-0	.000	0-0	.000	0	0	0	0.0	0	0	0	0	0	0	0	0.0		
15	GARD, Isaac	2-0	01:09	0.6	0-0	.000	0-0	.000	0-0	.000	0	0	0	0.0	0	0	0	0	0	0	0	0.0		
5	FREITAG, Daniel	2-0	01:59	1.0	0-0	.000	0-0	.000	0-0	.000	0	0	0	0.0	1	0	0	0	0	0	0	0.0		
Team											19	20	39				7							
Total		12	2400		326-685	.476	118-335	.352	187-229	.817	99	302	401	33.4	216	7	187	123	24	45	957	79.8		
Opponents		12	2400		313-720	.435	93-283	.329	183-246	.744	115	274	389	32.4	221	4	165	99	33	55	902	75.2		

Team Statistics

	WISC	OPP
Scoring	957	902
Points per game	79.8	75.2
Scoring margin	+4.6	-
Field goals-att	326-685	313-720
Field goal pct	.476	.435
3 point fg-att	118-335	93-283
3-point FG pct	.352	.329
3-pt FG made per game	9.8	7.8
Free throws-att	187-229	183-246
Free throw pct	.817	.744
F-Throws made per game	15.6	15.3
Rebounds	401	389
Rebounds per game	33.4	32.4
Rebounding margin	+1.0	-
Assists	187	165
Assists per game	15.6	13.8
Turnovers	123	99
Turnovers per game	10.3	8.3
Turnover margin	-2.0	-
Assist/turnover ratio	1.5	1.7
Steals	45	55
Steals per game	3.8	4.6
Blocks	24	33
Blocks per game	2.0	2.8
Winning streak	3	-
Home win streak	0	-
Attendance	0	107842
Home games-Avg/Game	0-0	9-11982
Neutral site-Avg/Game	-	3-5756

Team Results

Date	Opponent		Score	Att.
11/22/2024	vs UCF	W	86-70	1112
11/24/2024	vs Pittsburgh	W	81-75	1112
12/07/2024	at Marquette	L	74-88	18107
12/10/2024	at Illinois	L	80-86	15544
12/14/2024	vs Butler	W	83-74	15045
01/06/2025	at Rutgers	W	75-63	8000
01/18/2025	at Southern California	W	84-69	6938
01/21/2025	at UCLA	L	83-85	6695
01/29/2025	at Maryland	L	68-76	17950
02/01/2025	at Northwestern	W	75-69	7039
02/08/2025	at Iowa	W	74-63	12693
02/15/2025	at Purdue	W	94-84	14876

GAME-BY-GAME STATISTICS

WISCONSIN

Opponent	Date	Score		FG-FGA	PCT	3FG-3FGA	PCT	FT-FTA	PCT	OFF	DEF	TOT	AVG	PF	A	TO	BLK	STL	PTS	AVG
Holy Cross	11/04/2024	85-61	W	29-59	.492	11-31	.355	16-16	1.000	10	28	38	38.0	14	15	11	2	7	85	85.0
Montana St.	11/07/2024	79-67	W	24-53	.453	11-22	.500	20-21	.952	9	23	32	35.0	14	15	11	2	6	79	82.0
App State	11/10/2024	87-56	W	33-70	.471	8-28	.286	13-16	.813	14	29	43	37.7	18	17	6	1	14	87	83.7
Arizona	11/15/2024	103-88	W	25-52	.481	12-27	.444	41-47	.872	2	26	28	35.3	31	17	10	4	7	103	88.5
UTRGV	11/18/2024	87-84	W	26-53	.491	8-20	.400	27-32	.844	9	23	32	34.6	16	10	9	1	5	87	88.2
vs UCF	11/22/2024	86-70	W	32-66	.485	10-31	.323	12-16	.750	8	31	39	35.3	26	21	13	3	5	86	87.8
vs Pittsburgh	11/24/2024	81-75	W	29-60	.483	5-20	.250	18-22	.818	9	24	33	35.0	16	12	6	0	3	81	86.9
Chicago St.	11/30/2024	74-53	W	23-59	.390	10-30	.333	18-21	.857	11	30	41	35.8	10	17	8	4	3	74	85.3
Michigan	12/03/2024	64-67	L	22-64	.344	6-27	.222	14-19	.737	16	26	42	36.4	18	8	10	2	7	64	82.9
at Marquette	12/07/2024	74-88	L	24-52	.462	10-26	.385	16-18	.889	11	20	31	35.9	18	16	16	1	3	74	82.0
at Illinois	12/10/2024	80-86	L	28-63	.444	10-29	.345	14-21	.667	11	18	29	35.3	21	15	12	2	5	80	81.8
vs Butler	12/14/2024	83-74	W	26-58	.448	6-25	.240	25-27	.926	5	27	32	35.0	22	19	3	1	2	83	81.9
Detroit Mercy	12/22/2024	76-53	W	26-64	.406	7-35	.200	17-19	.895	16	34	50	36.2	13	13	10	6	4	76	81.5
Iowa	01/03/2025	116-85	W	40-62	.645	21-31	.677	15-17	.882	8	29	37	36.2	16	26	13	0	4	116	83.9
at Rutgers	01/06/2025	75-63	W	31-57	.544	7-22	.318	6-6	1.000	6	34	40	36.5	15	15	16	5	5	75	83.3
Minnesota	01/10/2025	80-59	W	25-57	.439	11-28	.393	19-24	.792	11	26	37	36.5	13	14	8	2	9	80	83.1
Ohio St.	01/14/2025	70-68	W	20-48	.417	5-22	.227	25-28	.893	6	25	31	36.2	19	6	12	2	2	70	82.4
at Southern California	01/18/2025	84-69	W	31-55	.564	9-28	.321	13-15	.867	5	22	27	35.7	14	17	12	1	8	84	82.4
at UCLA	01/21/2025	83-85	L	25-49	.510	15-30	.500	18-21	.857	7	21	28	35.3	23	14	13	1	3	83	82.5
Nebraska	01/26/2025	83-55	W	30-63	.476	17-37	.459	6-8	.750	5	38	43	35.7	11	18	8	3	5	83	82.5
at Maryland	01/29/2025	68-76	L	22-59	.373	9-27	.333	15-21	.714	12	27	39	35.8	19	12	10	3	2	68	81.8
at Northwestern	02/01/2025	75-69	W	22-53	.415	13-32	.406	18-21	.857	11	27	38	35.9	14	13	10	1	2	75	81.5
Indiana	02/04/2025	76-64	W	26-60	.433	12-29	.414	12-17	.706	8	28	36	35.9	15	13	6	3	8	76	81.3
at Iowa	02/08/2025	74-63	W	24-61	.393	12-35	.343	14-17	.824	12	30	42	36.2	14	15	9	2	5	74	81.0
at Purdue	02/15/2025	94-84	W	32-52	.615	12-30	.400	18-24	.750	2	21	23	35.6	14	18	3	4	2	94	81.5
Illinois	02/18/2025	95-74	W	34-65	.523	10-24	.417	17-22	.773	13	26	39	35.8	14	17	10	1	12	95	82.0
Oregon	02/22/2025	73-77	Lot	30-65	.462	7-28	.250	6-6	1.000	7	33	40	35.9	14	9	17	1	6	73	81.7
Total		2205		739-1579	.468	274-754	.363	453-542	.836	244	726	970	35.9	452	402	272	58	144	2205	81.7
Opponents		1913		684-1637	.418	210-640	.328	335-456	.735	261	628	889	32.9	501	318	278	85	136	1913	70.9

Wisconsin Averages

Games Played	Points/ game	FG Pct	3FG Pct	FT Pct	Rebounds/ game	Assists/ game	Turnovers/ game	Assist/Turnover ratio	Steals/ game	Blocks/ game
27	81.7	46.8	36.3	83.6	35.9	14.9	10.1	1.5	5.3	2.1

GAME-BY-GAME STATISTICS

OPPONENT

Opponent	Date	Score		FG-FGA	PCT	3FG-3FGA	PCT	FT-FTA	PCT	OFF	DEF	TOT	AVG	PF	A	TO	BLK	STL	PTS	AVG
Holy Cross	11/04/2024	85-61	W	23-53	.434	9-24	.375	6-7	.857	3	18	21	21.0	20	8	13	2	4	61	61.0
Montana St.	11/07/2024	79-67	W	24-54	.444	12-26	.462	7-10	.700	7	20	27	24.0	18	12	14	6	6	67	64.0
App State	11/10/2024	87-56	W	21-56	.375	7-24	.292	7-13	.538	11	25	36	28.0	19	11	18	2	2	56	61.3
Arizona	11/15/2024	103-88	W	28-74	.378	4-23	.174	28-40	.700	24	28	52	34.0	32	6	13	1	5	88	68.0
UTRGV	11/18/2024	87-84	W	31-63	.492	13-33	.394	9-11	.818	7	20	27	32.6	24	12	10	1	7	84	71.2
vs UCF	11/22/2024	86-70	W	21-62	.339	2-17	.118	26-37	.703	13	28	41	34.0	17	10	10	3	5	70	71.0
vs Pittsburgh	11/24/2024	81-75	W	30-60	.500	5-23	.217	10-13	.769	5	24	29	33.3	19	11	8	0	1	75	71.6
Chicago St.	11/30/2024	74-53	W	20-59	.339	6-24	.250	7-7	1.000	7	26	33	33.3	20	8	11	5	3	53	69.3
Michigan	12/03/2024	64-67	L	23-59	.390	6-25	.240	15-21	.714	13	30	43	34.3	17	16	12	11	7	67	69.0
at Marquette	12/07/2024	74-88	L	31-62	.500	8-26	.308	18-21	.857	11	19	30	33.9	17	17	5	3	9	88	70.9
at Illinois	12/10/2024	80-86	L	27-64	.422	10-33	.303	22-25	.880	15	25	40	34.5	22	15	13	2	3	86	72.3
vs Butler	12/14/2024	83-74	W	22-51	.431	8-25	.320	22-32	.688	5	27	32	34.3	20	12	6	4	1	74	72.4
Detroit Mercy	12/22/2024	76-53	W	22-66	.333	4-8	.500	5-6	.833	10	24	34	34.2	17	5	8	1	4	53	70.9
Iowa	01/03/2025	116-85	W	32-66	.485	9-24	.375	12-18	.667	7	14	21	33.3	13	13	9	1	7	85	71.9
at Rutgers	01/06/2025	75-63	W	25-73	.342	7-26	.269	6-13	.462	18	19	37	33.5	16	10	8	6	8	63	71.3
Minnesota	01/10/2025	80-59	W	22-57	.386	7-19	.368	8-13	.615	13	23	36	33.7	19	9	15	3	5	59	70.6
Ohio St.	01/14/2025	70-68	W	25-59	.424	5-17	.294	13-15	.867	9	23	32	33.6	24	10	11	2	7	68	70.4
at Southern California	01/18/2025	84-69	W	26-53	.491	6-15	.400	11-17	.647	7	18	25	33.1	18	13	16	0	6	69	70.3
at UCLA	01/21/2025	83-85	L	29-57	.509	6-19	.316	21-28	.750	10	15	25	32.7	21	15	7	4	6	85	71.1
Nebraska	01/26/2025	83-55	W	21-62	.339	10-30	.333	3-8	.375	7	28	35	32.8	11	13	12	4	4	55	70.3
at Maryland	01/29/2025	68-76	L	24-60	.400	12-24	.500	16-21	.762	9	29	38	33.0	18	13	8	4	4	76	70.6
at Northwestern	02/01/2025	75-69	W	25-59	.424	11-28	.393	8-9	.889	7	22	29	32.9	17	16	5	4	5	69	70.5
Indiana	02/04/2025	76-64	W	23-57	.404	7-27	.259	11-15	.733	9	27	36	33.0	14	9	11	3	5	64	70.2
at Iowa	02/08/2025	74-63	W	24-63	.381	8-25	.320	7-9	.778	11	27	38	33.2	15	12	9	3	5	63	69.9
at Purdue	02/15/2025	94-84	W	29-56	.518	10-22	.455	16-21	.762	4	21	25	32.9	21	21	4	0	2	84	70.5
Illinois	02/18/2025	95-74	W	26-60	.433	10-30	.333	12-14	.857	9	21	30	32.8	18	13	14	5	6	74	70.6
Oregon	02/22/2025	73-77	Lot	30-72	.417	8-23	.348	9-12	.750	10	27	37	32.9	14	8	8	5	9	77	70.9
Total		1913		684-1637	.418	210-640	.328	335-456	.735	261	628	889	32.9	501	318	278	85	136	1913	70.9
Wisconsin		2205		739-1579	.468	274-754	.363	453-542	.836	244	726	970	35.9	452	402	272	58	144	2205	81.7

Opponents Averages

Games Played	Points/ game	FG Pct	3FG Pct	FT Pct	Rebounds/ game	Assists/ game	Turnovers/ game	Assist/Turnover ratio	Steals/ game	Blocks/ game
27	70.9	41.8	32.8	73.5	32.9	11.8	10.3	1.1	5.0	3.1



## GAME 1: WISCONSIN 85, HOLY CROSS 61

Nov. 4, 2024 • Madison, Wis. • Kohl Center



Official Basketball Box Score - Final  
**Holy Cross at Wisconsin**  
11/04/24 Kohl Center, Madison  
2024-25 Men's Basketball

Game Time: 7:00 PM  
Game Duration: 1:50  
Attendance: 13,451

Officials: Rob Riley (Sr.), Andy O'Brien, Rob Kuenenem

## Holy Cross - 61

Record: 0-1

NO.	Name	Min	FG M-A	3P M-A	FT M-A	Rebounds OR DR TOT	Fouls PF FO	TP	AS	TO	ST	Blocks BS BA	+/-
21	Gabe Warren	F 28:36	9-13	4-7	1-2	1 0 1	3 2	23	1	0	0	0	-14
30	Joe Nugent	F 26:24	0-6	0-4	0-0	0 4 4	3 0	0	1	2	0	0	-18
33	Caleb Kenney	F 16:32	3-7	0-0	0-0	2 1 3	2 0	6	1	2	1	0	-4
0	Tyler Boston	G 18:30	1-4	1-1	0-0	0 1 1	2 4	3	2	2	0	0	-4
10	Max Green	G 30:25	3-9	1-4	0-0	0 2 2	3 4	7	3	1	1	0	-18
2	DeAndre Williams	18:54	3-6	0-3	5-5	0 1 1	2 3	11	0	0	0	1	-24
25	Jaiden Feroah	20:31	1-2	0-0	0 4 4	0 0	2 0	2	0	0	0	0	-20
4	Kaitlin Singleton	17:00	2-2	0-0	0 1 1	0 1	6 0	1	0	0	0	0	-7
23	Aidan Richard	18:35	1-4	1-3	0-0	0 1 1	2 0	3	0	0	0	1	-20
34	Declan Ryan	02:53	0-0	0-0	0-0	0 1 1	3 0	0	0	1	0	0	6
5	Jaden Kirkwood	01:40	0-0	0-0	0-0	0 1 1	0 0	0	0	0	0	0	3
Team						0 1 1	0	0	1				
Totals			23-53	9-24	6-7	3 18 21	20 14	61	8	13	4	2	-24

Technical Fouls: NONE

## Wisconsin - 85

Record: 1-0

NO.	Name	Min	FG M-A	3P M-A	FT M-A	Rebounds OR DR TOT	Fouls PF FO	TP	AS	TO	ST	Blocks BS BA	+/-
22	Steven Crowl	F 25:39	3-7	1-2	0-0	2 6 8	1 2	7	2	3	1	0	16
31	Nolan Winter	F 20:11	6-6	2-2	1-1	1 3 4	2 1	15	2	0	0	1	8
9	John Tonje	G 26:54	6-11	3-6	8-8	2 3 5	2 7	23	1	3	1	0	16
11	Max Klesmit	G 27:38	3-9	1-7	0-0	0 2 2	1 2	7	1	1	2	0	9
25	John Blackwell	G 30:04	5-10	2-4	4-4	0 4 4	2 4	16	1	1	1	0	19
4	Kamari McGee	27:39	2-6	1-4	2-2	1 1 2	2 3	7	4	1	1	0	35
7	Carter Gilmore	08:09	2-2	0-0	1-1	1 1 2	0 1	5	0	0	0	0	3
13	Xavier Amos	10:43	1-4	0-3	0-0	0 4 4	1 0	2	1	2	0	0	10
33	Jack Janicki	10:56	0-1	0-1	0-0	0 1 1	1 0	0	2	0	0	0	9
35	Markus Iyer	03:20	0-0	0-0	0-0	0 0 0	0 0	0	1	0	1	1	11
5	Daniel Freitag	02:42	0-1	0-1	0-0	0 0 0	0 1	0	0	0	0	0	-1
2	Jack Robison	01:40	0-0	0-0	0-0	0 0 0	0 0	0	0	0	0	0	-3
15	Isaac Gard	00:56	1-1	1-1	0-0	0 0 0	1 0	3	0	0	0	0	1
18	Riccardo Grippi	01:40	0-0	0-0	0-0	0 0 0	0 0	0	0	0	0	0	-3
14	Aidan Konop	01:05	0-0	0-0	0-0	0 0 0	0 0	0	0	0	0	0	-6
21	Chris Hodges	00:44	0-1	0-0	0-0	0 0 0	0 0	0	0	0	0	1	-4
Team						3 3 6	0	0	0				
Totals			29-59	11-31	16-16	10 28 38	14 20	85	15	11	7	2	24

Technical Fouls: NONE

Biggest lead		HC	UW
16 (1 <sup>st</sup> 13:39)		30 (2 <sup>nd</sup> 1:14)	
Best Scoring Run		13 (1 <sup>st</sup> 16:14)	16 (2 <sup>nd</sup> 12:25)
Lead Changes		8	
Times Tied		2	12
Time with Lead		16:15	21:51

Points from	HC	UW
Turnovers	10	17
Paint	16	34
Second Chance	3	13
Fast Breaks	8	12
Bench	22	17

Period by Period Scoring	1st	2nd	TOT
HC	36	25	61
UW	35	50	85

**NOTES:** Wisconsin went a perfect 16-for-16 from the free throw line, the second-most made FTs without a miss in school history ... Monday's effort at the FT line was the 7th perfect mark in school history (min. 12 FTAs).

## GAME 3: WISCONSIN 87, APPALACHIAN STATE 56

Nov. 10, 2024 • Madison, Wis. • Kohl Center



Official Basketball Box Score - Final  
**App State at Wisconsin**  
11/10/24 Kohl Center, Madison  
2024-25 Men's Basketball

Game Time: 11:00 AM  
Game Duration: 1:52  
Attendance: 13,913

Officials: Earl Walton, Verne Harris, Randy Richardson

## App State - 56

Record: 1-2

NO.	Name	Min	FG M-A	3P M-A	FT M-A	Rebounds OR DR TOT	Fouls PF FO	TP	AS	TO	ST	Blocks BS BA	+/-
15	CJ Huntley	F 30:24	4-7	3-5	2-2	2 4 6	4 3	13	0	1	0	1	-14
7	Joli Beaubrun	C 22:43	4-8	0-2	1-3	0 5 5	2 3	9	0	1	1	0	-26
0	Jackson Threadgill	G 28:15	5-8	1-3	0-0	0 0 0	2 0	1	1	5	0	0	-21
10	Jamir Muttib	G 24:23	0-7	0-5	0-0	2 3 5	1 2	0	1	1	0	0	-7
12	Myles Tate	G 31:45	2-10	1-5	0-1	0 6 6	3 4	5	3	1	0	0	-21
3	Luke Wilson	16:02	1-4	0-0	1-4	1 0 1	2 2	3	0	2	0	0	-14
8	Anthony Alston	19:27	1-4	1-2	0-0	1 0 1	2 1	3	2	2	0	0	-21
2	Alonzo Dodd	08:24	1-2	0-0	0-0	1 1 1	1 2	1	1	1	0	0	-15
44	Michael Marcus Jr.	10:51	2-3	0-0	1-1	3 0 3	1 1	5	0	2	0	0	-8
4	Dior Conners	03:53	0-1	0-1	0-0	0 1 1	0 0	0	1	0	0	0	-4
5	Jason Clarke Jr.	03:53	1-2	1-1	2-2	0 2 2	0 1	5	0	0	0	0	-14
Team						2 3 5	0	0	0				
Totals			21-56	7-24	7-13	11 25 36	19 18	56	11	18	2	1	-31

Technical Fouls: NONE

## Wisconsin - 87

Record: 3-0

NO.	Name	Min	FG M-A	3P M-A	FT M-A	Rebounds OR DR TOT	Fouls PF FO	TP	AS	TO	ST	Blocks BS BA	+/-
22	Steven Crowl	F 28:17	7-12	1-3	2-2	0 1 1	1 3	17	4	1	2	0	16
31	Nolan Winter	F 22:52	3-5	1-2	3-5	6 2 8	3 3	10	0	1	2	0	24
9	John Tonje	G 30:20	8-14	1-5	0-0	1 6 7	1 2	17	5	0	2	0	23
11	Max Klesmit	G 27:55	5-11	2-6	3-3	0 1 1	2 5	15	4	1	5	0	9
25	John Blackwell	G 23:33	4-10	0-2	0-1	1 3 4	3 2	8	1	1	0	0	26
4	Kamari McGee	21:42	2-3	0-1	0-0	0 3 3	3 0	4	0	1	0	0	22
7	Carter Gilmore	10:26	0-0	0-0	0-0	0 1 1	2 0	0	0	0	1	0	13
13	Xavier Amos	12:06	2-8	2-4	4-4	2 4 6	3 0	10	0	1	1	0	8
33	Jack Janicki	08:55	0-1	0-1	0-0	0 3 3	1 0	0	1	0	0	0	11
35	Markus Iyer	05:28	1-4	0-2	1-1	1 2 3	1 1	3	0	0	1	0	7
5	Daniel Freitag	03:11	0-1	0-1	0-0	0 0 0	0 0	0	1	0	0	0	4
18	Riccardo Grippi	01:45	0-0	0-0	0-0	2 1 3	0 0	0	0	0	0	0	2
2	Jack Robison	00:42	1-1	1-1	0-0	0 0 0	0 0	0	3	0	0	0	-2
3	Camren Hunter	00:42	0-0	0-0	0-0	0 0 0	1 0	0	1	0	0	0	-2
14	Aidan Konop	00:42	0-0	0-0	0-0	0 0 0	0 0	0	0	0	0	0	-2
15	Isaac Gard	00:42	0-0	0-0	0-0	0 0 0	0 0	0	0	0	0	0	-2
21	Chris Hodges	00:42	0-0	0-0	0-0	0 0 0	0 0	0	0	0	0	0	-2
Team						1 2 3	0	0	0				
Totals			33-70	8-26	13-16	14 29 43	18 19	87	17	6	14	1	21

Technical Fouls: NONE

Biggest lead		AppSt	UW
9 (1 <sup>st</sup> 12:55)		34 (2 <sup>nd</sup> 0:12)	
Best Scoring Run		6 (1 <sup>st</sup> 15:56)	24 (1 <sup>st</sup> 2:44)
Lead Changes		2	
Times Tied		1	
Time with Lead		09:56	27:53

Points from	AppSt	UW
Turnovers	2	16
Paint	24	48
Second Chance	10	10
Fast Breaks	0	8
Bench	18	20

Period by Period Scoring	1st	2nd	TOT
AppSt	20	36	56
UW	36	51	87

## GAME 2: WISCONSIN 79, MONTANA STATE 67

Nov. 7, 2024 • Madison, Wis. • Kohl Center



Official Basketball Box Score - Final  
**Montana St. at Wisconsin**  
11/07/24 Kohl Center, Madison  
2024-25 Men's Basketball

Game Time: 7:00 PM  
Game Duration: 1:54  
Attendance: 13,554

Officials: Brian Consey, Jason Phillips, John Floyd

## Montana St. - 67

Record: 0-1

NO.	Name	Min	FG M-A	3P M-A	FT M-A	Rebounds OR DR TOT	Fouls PF FO	TP	AS	TO	ST	Blocks BS BA	+/-	Shooting By Period			
														1 <sup>st</sup> FG%	2 <sup>nd</sup> FG%	3 <sup>rd</sup> FG%	
2	Brandon Walker	F 20:11	3-8	1-1	2-4	0 3 3	2 4	9	1	3	1	0	0	-10	1 <sup>st</sup> FG%	7.17	41.2%
7	Max Agbonkpolo	F 23:25	5-12	2-5	1-2	0 1 1	2 1	13	0	2	0	1	1	-3	2 <sup>nd</sup> FG%	45	66.7%
1	Patrick McMahon	G 26:00	5-7	1-1	0-0	0 4 4	3 1	11	0	0	0	0	1	-3	3 <sup>rd</sup> FG%	13.3%	50.0%
3	Jabe Mullins	G 35:14	4-9	2-6	2-2	0 7 7	0 1	12	4	4	1	2	0	-6	1 <sup>st</sup> FG%	5.0	55.6%
11	Tyler Patterson	G 25:49	2-6	2-5	0-0	0 2 2	1 1	6	0	0	0	0	1	-13	2 <sup>nd</sup> FG%	3.4	75%
23	Chika Ndulika	18:20	0-1	0-0	0-0	3 0 3	3 3	0	3	1	1	0	0	-2	GMFG%	24.54	44.4%
21	Brian Goracke	23:49	4-9	4-8	2-2	0 0 0	0 2	2	14	1	1	0	0	-6	3 <sup>rd</sup> FG%	12.26	46.2%
5	Bryce Zephir	11:02	0-1	0-0	0-0	0 1 1	3 0	0	3	2	2	0	0	-10	FT%	7.10	70.0%
25	Sam Lecholat	07:43	0-0	0-0	0-0	1 0 1	2 0	0	0	0	0	1	0	-10	Dead Ball Rebounds: 3, 0		
24	Jed Miller	08:27	1-1	0-0	0-0	0 0 0	0 0	0	2	0	0	1	0	3			
Team						3 2 5	0	0	0	1							
Totals			24-54	12-26	7-10	7 20 27	19 14	67	12	14	6	6	2	-12	Technical Fouls: Coach 2 <sup>nd</sup> 1-10		

Technical Fouls: Coach 2<sup>nd</sup> 13:10

## Wisconsin - 79

Record: 2-0

NO.	Name	Min	MA	M-A	MA	OR	DR	TO	PF	FO	TP	AS	TO	ST	BS	BA	+/-				
22	Steven Crowl	F 24:28	1-4	0-0	4-4	1	3	4	3	2	6	4	4	0	0	0	1	9			
31	Nolan Winter	F 20:51	3-6	0-1	0-0	1	7	8	1	2	6	1	0	1	1	1	8				
9	John Tonje	G 27:07	2-4	1-2	8-9	1	3	4	2	6	13	1	3	0	0	0	1	17			
11	Max Klesmit	G 36:11	7-15	6-11	6-6	0	0	0	0	2	3	26	1	0	2	0	0	12			
25	John Blackwell	G 34:00	1-3	0-0	2-2	0	6	6	3	2	13	3	3	2	0	3	14				
4	Kamari McGee	27:45	5-7	1-1	0-0	1	2	3	0	2	11	3	1	0	0	0	3				
7	Carter Gilmore	19:03	2-3	0-1	0-0	2	0	2	1	0	4	2	0	0	1	0	-2				
13	Xavier Ames	03:41	0-1	0-0	0-0	0	0	0	0	0	0	0	0	0	0	0	1				
33	Jack Janicki	02:06	0-0	0-0	0-0	0	0	0	0	1	0	0	0	0	0	0	-1				
35	Markus Iver	04:48	0-0	0-0	0-0	0	0	0	0	1	0	0	0	0	0	0	-1				
Team						3	2	5	0	0	0	0	0	0	0	0	0				
Totals			24:53	11:22	20:21	9	23	32	14	18	79	15	11	6	2	6	12				
Technical Fouls: NONE																					
		MSU		UW				MSU		UW		Period by Period Scoring									
Biggest lead		3 (1 <sup>st</sup> 12:33)		17 (2 <sup>nd</sup> 11:18)				Turnovers		12		10		1st		2nd		TOT			
Best Scoring Run		5 (1 <sup>st</sup> 12:33)		10 (2 <sup>nd</sup> 18:18)				Paint		14		24		MSU		33		34		67	
Lead Changes		10						Second Chance		4		10									
Times Tied		6						Fast Breaks		6		9									
Time with Lead		04:47		31:53				Bench		16		15		UW		39		40		79	

**GAME 5: #19 WISCONSIN 87, UTRGV 84**  
Nov. 18, 2024 • Madison, Wis. • Kohl CenterOfficial Basketball Box Score - Final  
**UTRGV at Wisconsin**  
11/18/24 Kohl Center, Madison  
2024-25 Men's BasketballGame Time: 7:00 PM  
Game Duration: 2:07  
Attendance: 13,423

Officials: D.J. Carstensen, James Breeding, Nate Harris

UTRGV - 84

Record: 3-3

NO.	Name	Min	FG	3P	FT	Rebounds	Fouls	TP	AS	TO	ST	Blocks	+/
			M-A	M-A	M-A	OR DR TOT	PF FD					BS BA	
3	DK Thorn	F 25:05	1-5	1-5	0-0	0 0 0	3 0	3	2	0	1	0	-2
33	Tommy Gankhuyag	C 22:58	3-7	2-4	1-2	1 6 7	2 2	9	0	1	1	0	12
10	Cliff Davis	G 21:55	4-7	2-5	0-0	2 2 2	1 10	2	0	0	1	0	2
14	Hasan Abdul Hakim	G 35:42	7-14	2-6	3-3	1 7 8	3 4	19	1	2	0	0	1
25	Trey Miller	G 31:06	6-9	0-1	0-0	1 1 2	4 3	12	6	1	1	0	0
4	K.T. Raimey	24:08	3-8	3-6	4-4	1 1 2	3 2	13	1	1	2	0	-7
21	Marshall Destremau	08:02	0-2	0-1	0-0	0 1 1	2 0	0	0	1	1	0	-4
0	J.J. Howard	07:27	1-2	0-0	0-1	2 0 2	0 1	2	0	1	1	0	-2
5	Howie Fleming Jr.	16:00	4-6	2-3	0-0	2 2 5	3 10	0	1	1	0	0	-5
12	Kwo Agwa	07:39	2-3	1-2	1-1	1 1 2	0 0	6	0	0	0	0	-8
Team						0 0 0				0	2		
Totals			31-63	13-33	9-11	7 20 27	24 16	84	12	10	7	1	1

Shooting By Period		
1 <sup>st</sup> FG%	20-32	62.5%
3PT%	8-17	47.1%
FT%	4-5	80%
2 <sup>nd</sup> FG%	11-31	35.5%
3PT%	5-16	31.3%
FT%	5-6	83.3%
GMFG%	31-63	49.2%
3PT%	13-33	39.4%
FT%	9-11	81.8%
Dead Ball Rebounds: 4.0		

Technical Fouls: NONE

Wisconsin - 87

Record: 5-0

NO.	Name	Min	FG	3P	FT	Rebounds	Fouls	TP	AS	TO	ST	Blocks	+/
			M-A	M-A	M-A	OR DR TOT	PF FD					BS BA	
22	Steven Crowl	F 20:33	3-7	0-0	3-4	1 4 5	0 3	9	1	1	0	0	-1
31	Nolan Winter	F 11:57	2-3	0-0	2-2	1 2 3	0 2	6	1	0	0	0	-6
9	John Tonje	G 30:40	3-5	3-5	10-10	1 2 3	3 6	19	0	3	1	0	0
11	Max Klesmit	G 34:14	3-11	1-6	4-4	1 0 1	2 3	11	2	3	0	1	0
25	John Blackwell	G 38:13	11-18	2-5	6-8	2 5 7	3 6	30	3	1	0	0	3
4	Kamari McGee	20:43	0-2	0-1	0-0	0 1 1	2 1	0	2	0	1	0	12
7	Carter Gilmore	20:25	0-0	0-0	0-2	1 4 5	3 2	0	0	1	1	0	5
13	Xavier Amos	12:47	3-6	1-2	2-2	1 2 3	2 1	9	1	0	1	0	3
33	Jack Janicki	10:28	1-1	1-1	0-0	0 0 0	1 1	3	0	0	1	0	4
Team						1 3 4				0	0		
Totals			26-53	8-20	27-32	9 23 32	16 24	87	10	9	5	1	1

Shooting By Period		
1 <sup>st</sup> FG%	15-27	55.6%
3PT%	4-9	44.4%
FT%	14-16	87.5%
2 <sup>nd</sup> FG%	11-26	42.3%
3PT%	4-11	36.4%
FT%	13-16	81.3%
GMFG%	26-53	49.1%
3PT%	8-20	40.0%
FT%	27-32	84.4%
Dead Ball Rebounds: 3.0		

Technical Fouls: NONE

	UTRGV	UW
Biggest lead	7 (1 <sup>st</sup> 3:43)	5 (2 <sup>nd</sup> 3:34)
Best Scoring Run	7 (1 <sup>st</sup> 17:54)	7 (2 <sup>nd</sup> 12:35)
Lead Changes	12	
Times Tied	7	
Time with Lead	30:12	07:02

Points from	UTRGV	UW
Turnovers	6	15
Paint	24	28
Second Chance	14	16
Fast Breaks	6	14
Bench	31	12

Period by Period Scoring			
	1st	2nd	TOT
UTRGV	52	32	84
UW	48	39	87

**GAME 6: #19 WISCONSIN 86, UCF 70**  
Nov. 22, 2024 • West Sulphur Springs, W. Va. • The GreenbrierOfficial Basketball Box Score - Final  
**UCF at Wisconsin**  
11/22/24 Colonial Hall at The Greenbrier, White Sulphur Springs  
2024-25 Men's BasketballGame Time: 5:00 PM  
Game Duration: 2:05  
Attendance: 1,112

Officials: Terry Oglesby, Earl Watson, Mike Littlewood

UCF - 70

Record: 4-1

NO.	Name	Min	FG	3P	FT	Rebounds	Fouls	TP	AS	TO	ST	Blocks	+/
			M-A	M-A	M-A	OR DR TOT	PF FD					BS BA	
52	Moustapha Thiam	C 18:36	2-4	1-2	2-2	2 1 3	2 3	7	0	2	1	0	-14
0	Jordan Ivy-Curry	G 25:18	3-14	1-3	6-8	0 4 4	1 3	13	1	0	0	0	-20
3	Darius Johnson	G 27:28	2-9	0-3	3-4	1 3 4	2 3	7	1	2	0	0	-19
4	Keyshawn Hall	G 28:53	4-11	0-2	3-5	1 4 5	3 3	11	1	2	0	0	-18
5	Dallen "Deebo" Coleman G	18:10	0-4	0-3	2-2	1 4 5	1 2	2	0	1	0	0	-15
35	Rokas Jocius	15:32	3-3	0-0	0-0	1 2 3	1 0	6	0	1	0	1	0
2	J.J. Taylor	20:10	1-6	0-2	1-2	3 6 9	2 1	3	3	1	1	0	-7
5	Benny Williams	16:59	2-5	0-1	2-5	2 0 2	3 5	6	0	1	0	2	-2
22	Nils Machowski	14:42	1-2	0-1	2-3	0 1 1	1 2	4	0	1	0	0	4
7	Dior Johnson	12:32	3-4	0-0	5-6	0 1 1	0 3	11	4	1	2	0	3
15	Tyler Hendricks	03:40	0-0	0-0	0-0	0 1 1	0 0	0	0	0	0	0	6
Team						2 1 3				0	0		
Totals			21-62	2-17	26-37	13 28 41	17 25	70	10	10	5	3	-16

Shooting By Period		
1 <sup>st</sup> FG%	10-34	29.4%
3PT%	0-9	0.0%
FT%	11-15	73.3%
2 <sup>nd</sup> FG%	11-28	39.3%
3PT%	2-8	25.0%
FT%	15-22	68.2%
GMFG%	21-62	33.9%
3PT%	2-17	11.8%
FT%	26-37	70.3%
Dead Ball Rebounds: 7.0		

Technical Fouls: Johnson 2<sup>nd</sup> 14:44

Wisconsin - 86

Record: 6-0

NO.	Name	Min	FG	3P	FT	Rebounds	Fouls	TP	AS	TO	ST	Blocks	+/
			M-A	M-A	M-A	OR DR TOT	PF FD					BS BA	
22	Steven Crowl	F 14:24	3-6	0-2	0-0	1 3 4	5 1	6	3	2	0	0	15
31	Nolan Winter	F 28:21	5-8	1-2	2-3	5 5 10	0 5	13	1	2	0	0	8
9	John Tonje	G 30:06	6-14	0-3	3-4	1 5 6	2 2	15	4	2	0	0	2
11	Max Klesmit	G 27:25	3-9	2-7	0-0	0 3 3	0 1	8	3	2	3	0	18
25	John Blackwell	G 25:48	6-10	2-4	3-5	0 5 5	3 4	17	3	2	0	0	12
4	Kamari McGee	18:59	5-6	3-4	1-1	0 4 4	4 1	14	3	1	1	0	11
7	Carter Gilmore	19:56	0-2	0-2	2-2	0 0 0	3 1	2	2	0	0	0	12
33	Jack Janicki	14:34	1-3	1-2	0-0	1 0 1	3 0	3	1	0	1	1	0
13	Xavier Amos	14:16	2-7	0-4	1-1	0 5 5	3 1	5	1	2	0	0	-2
35	Markus Iyer	02:33	0-0	0-0	0-0	0 0 0	1 0	0	0	0	0	0	-3
2	Jack Robinson	01:20	1-1	1-1	0-0	0 0 0	1 0	3	0	0	0	0	-2
5	Daniel Freitag	01:20	0-0	0-0	0-0	0 0 0	1 0	0	0	0	0	0	-2
15	Isaac Gard	00:30	0-0	0-0	0-0	0 0 0	0 0	0	0	0	0	0	-2
21	Chris Hodges	00:30	0-0	0-0	0-0	0 0 0	0 0	0	0	0	0	0	-2
Team						0 1 1				0	0		
Totals			32-66	10-31	12-16	8 31 39	26 16	86	21	13	5	3	16

Technical Fouls: Crowl 1<sup>st</sup> 2:37

	UCF	UW
Biggest lead	0 (1 <sup>st</sup> 20:00)	23 (2 <sup>nd</sup> 8:57)
Best Scoring Run	7 (2 <sup>nd</sup> 2:16)	7 (2 <sup>nd</sup> 17:22)
Lead Changes	0	
Times Tied	0	
Time with Lead	00:00	39:04

Points from	UCF	UW
Turnovers	12	12
Paint	32	38
Second Chance	13	7
Fast Breaks	12	10
Bench	30	27

Period by Period Scoring			
	1st	2nd	TOT
UCF	31	39	70
UW	46	40	86

**GAME 7: #19 WISCONSIN 81, PITT 75**  
Nov. 24, 2024 • West Sulphur Springs, W. Va. • The GreenbrierOfficial Basketball Box Score - Final  
**Wisconsin at Pittsburgh**  
11/24/24 Colonial Hall at The Greenbrier, White Sulphur Springs  
2024-25 Men's BasketballGame Time: 6:33 PM  
Game Duration: 1:58  
Attendance: 1,112

Officials: Earl Walton, Vladimir Voyard-Tadot, Tim Corser

Wisconsin - 81

Record: 7-0

NO.	Name	Min	FG	3P	FT	Rebounds	Fouls	TP	AS	TO	ST	Blocks	+/
			M-A	M-A	M-A	OR DR TOT	PF FD					BS BA	
22	Steven Crowl	F 27:57	3-9	0-0	0-2	3 6 9	1 3	6	3	0	0	0	-1
31	Nolan Winter	F 20:00	5-7	1-3	0-0	0 3 3	2 0	11	0	0	0	0	2
9	John Tonje	G 37:51	11-19	1-5	10-10	3 4 7	3 5	33	1	2	0	0	9
11	Max Klesmit	G 33:48	1-7	1-5	4-6	0 2 2	3 4	7	5	0	0	0	6
25	John Blackwell	G 37:02	5-11	0-2	4-4	0 3 3	3 5	14	0	3	2	0	5
4	Kamari McGee	28:26	4-5	2-3	0-0	1 2 3	4 2	10	2	0	0	0	13
7	Carter Gilmore	01:43	0-1	0-1	0-0	0 0 0	0 0	0	0	0	0	0	-2
13	Xavier Amos	05:28	0-0	0-0	0-0	0 1 1	0 0	0	0	0	0	0	-6
33	Jack Janicki	07:45	0-1	0-1	0-0	0 0 0	0 1	1	1	1	0	0	4
Team						2 2 4				0	0		
Totals			29-60	5-20	18-22	9 24 33	16 19	81	12	6	3	0	6

Shooting By Period		
1 <sup>st</sup> FG%	11-30	36.7%
3PT%	0-10	0.0%
FT%	5-8	62.5%
2 <sup>nd</sup> FG%	18-30	60.0%
3PT%	15-30	50.0%
FT%	13-14	92.9%
GMFG%	29-60	48.3%
3PT%	5-20	25.0%
FT%	18-22	81.8%
Dead Ball Rebounds: 2.2		

Technical Fouls: NONE

Pittsburgh - 75

Record: 6-1

## GAME 9: MICHIGAN 67, #11 WISCONSIN 64

Dec. 3, 2024 • Madison, Wis. • Kohl Center

Official Basketball Box Score - Final  
Michigan at Wisconsin  
12/03/24 Kohl Center, Madison  
2024-25 Men's BasketballGame Time: 8:00 PM  
Game Duration: 2:03  
Attendance: 14,582

Officials: Brian Dorsey, Michael Reed, Verne Harris

## Michigan - 67

Record: 7-1 (1-0)

NO.	Name	Min	FG M-A	3P M-A	FT M-A	Rebounds OR DR TOT	Fouls PF FD	TP	AS	TO	ST	Blocks BS BA	+/-
1	Danny Wolf	F 31:05	7-11	2-4	4-4	1 6 7	3 3 20	5	1	3	5	0	21
50	Vladislav Goldin	C 32:46	9-16	0-1	6-9	1 4 5	0 7 24	1	2	1	3	0	15
3	Tre Donaldson	G 31:15	0-7	0-3	0-0	3 4 7	1 0 0	3	2	0	0	0	-4
4	Nimani Burnett	G 33:23	2-7	2-6	2-2	2 5 7	1 3 8	1	1	1	2	1	8
11	Roddy Gayle Jr.	G 32:21	3-6	1-2	2-4	0 6 6	2 3 9	5	4	1	1	0	7
15	Rubin Jones	15:35	0-2	0-2	1-2	0 2 2	5 1 1	0	1	0	1	0	3
24	Sam Walters	06:36	0-3	0-3	0-0	1 0 1	0 0 0	0	0	0	0	0	-17
42	Will Tschetter	08:17	2-4	1-3	0-0	1 1 2	3 1 5	0	0	0	0	0	-14
2	L.J. Cason	08:39	0-3	0-1	0-0	1 1 2	2 0 0	0	0	2	0	0	-4
8	Phat Phat Brooks	00:03	0-0	0-0	0-0	0 0 0	0 0 0	0	0	0	0	0	0
Team						3 1 4			0 0				
Totals			23-59	6-25	15-21	13 30 43	17 18	67	16	12	7	11	2 3

Technical Fouls: NONE

## Wisconsin - 64

Record: 8-1 (0-1)

NO.	Name	Min	FG M-A	3P M-A	FT M-A	Rebounds OR DR TOT	Fouls PF FD	TP	AS	TO	ST	Blocks BS BA	+/-
22	Steven Crowl	F 21:43	1-5	0-2	0-0	1 3 4	5 1 2	0	0	0	0	1 0	
31	Nolan Winter	F 29:01	4-10	0-3	0-1	2 3 5	3 1 8	2	1	2	0	0 3	-13
9	John Tonje	G 30:27	5-12	3-5	5-6	0 3 3	3 4 18	0	3	2	0	2 2	-12
11	Max Klesmit	G 35:47	3-14	1-9	1-2	1 2 3	2 3 8	2	1	1	0	0 0	-12
25	John Blackwell	G 36:18	6-12	0-1	4-5	4 5 9	2 5 16	2	5	1	0	3 1	-1
4	Kamari McGee	25:27	2-5	1-2	3-3	1 3 4	0 2 8	1	0	1	1	1 1	10
7	Carter Gilmore	10:30	1-3	1-3	0-0	1 3 4	3 0 3	0	0	0	0	0 0	5
33	Jack Janicki	04:38	0-1	0-1	0-0	0 0 0	0 0 0	1	0	0	0	0 0	3
13	Xavier Amos	06:09	0-2	0-1	1-2	1 1 2	0 1 1	1	0	0	0	0 2	9
Team						5 3 8		0	0				
Totals			22-64	6-27	14-19	16 26 42	18 17 64	8 10	7 2	11 11	-3		

Technical Fouls: NONE

	UM	UW
Biggest lead	3 (2 <sup>nd</sup> 14:26)	9 (1 <sup>st</sup> 11:52)
Best Scoring Run	7 (1 <sup>st</sup> 9:20)	11 (1 <sup>st</sup> 2:40)
Lead Changes	13	
Times Tied	8	
Time with Lead	10:02	26:25

Points from	UM	UW
Turnovers	13	11
Paint	34	28
Second Chance	12	12
Fast Breaks	19	4
Bench	6	12

Shooting By Period
1 <sup>st</sup> FG% 10-31 32.3%
3PT% 3-11 27.3%
FT% 9-13 69.2%
2 <sup>nd</sup> FG% 12-33 36.4%
3PT% 3-16 18.8%
FT% 5-6 83.3%
GMFG% 22-64 34.4%
3PT% 6-27 22.2%
FT% 14-19 73.7%
Dead Ball Rebounds: 1, 0

## GAME 10: #5 MARQUETTE 88, #11 WISCONSIN 74

Dec. 7, 2024 • Milwaukee, Wis. • Fiserv Forum

Official Basketball Box Score - Final  
Wisconsin at Marquette  
12/07/24 Fiserv Forum, Milwaukee, WI  
2024-25 Men's BasketballGame Time: 12:30 PM  
Game Duration: 2:08  
Attendance: 18,107

Officials: James Breeding, Matt Potter, Tony Chaziz

## Wisconsin - 74

Record: 8-2

No.	Name		Min	FG M-A	3P M-A	FT M-A	Rebounds OR DR TOT	Fouls PF FO	TP	AS	TO	ST	Blocks BS BA	+	
22	Steven Crowl	F	28:13	1-4	0-1	0-0	4 7 11	1 0	2	3	2	0	0	0	-11
31	Nolan Winter	F	20:44	3-4	0-1	1-1	1 1 2	1 1	7	2	0	0	1	0	-10
9	John Tonje	G	23:06	3-11	1-5	7-8	1 4 5	3 5	14	1	5	0	0	2	-1
11	Max Klesmit	G	33:37	6-12	6-11	4-4	1 0 1	2 2	22	2	0	0	0	0	-14
25	John Blackwell	G	34:57	7-11	1-4	2-3	1 2 3	3 5	17	3	4	0	0	0	-11
4	Kamari McGee		19:24	2-3	1-1	2-2	0 0 0	5 2	7	0	0	2	0	0	-7
13	Xavier Amos		06:01	0-0	0-0	0-0	0 1 1	1 2	0	0	1	0	0	0	-11
7	Carter Gilmore		19:51	2-5	1-1	0-0	3 3 6	1 0	5	5	2	1	0	1	5
33	Jack Janicki		08:01	0-2	0-2	0-0	0 1 1	1 0	0	0	0	0	0	0	-10
3	Camren Hunter		00:06	0-0	0-0	0-0	0 0 0	0 0	0	0	0	0	0	0	0
Team							0 1 1		0	2					
Totals				24-52	10-26	16-18	11 20 31	18 17 74	16 16	3	1	3	1	3	-14

Technical Fouls: NONE

## Marquette - 88

Record: 9-1

NO.	Name	Min	FG M-A	3P M-A	FT M-A	RebDuns OR DR TOT	Fouls PF FD	TP	AS	TO	ST	Blocks BS BA	+/-	
12	Ben Gold	F 27:45	3-5	3-5	0-0	1 4 5	2 1	9	4	0	0	0	22	
23	David Joplin	F 31:35	6-13	1-6	0-0	0 2 2	2 3	13	1	1	2	0	8	
1	Kam Jones	G 32:09	12-21	3-7	5-6	1 1 2	2 5	32	6	0	4	0	17	
2	Chase Ross	G 35:28	2-5	0-2	8-9	4 4 8	4 4	19	3	4	2	1	19	
4	Stevie Mitchell	G 28:34	5-8	1-3	1-2	4 2 6	3 2	12	0	0	1	0	7	
10	Damarious Owens	12:06	0-1	0-0	4-4	0 4 4	1 2	4	0	0	0	1	1	
13	Royce Parham	10:51	0-3	0-2	0-0	0 0 0	0 0	2	0	1	0	0	0	
5	Tre Norman	11:43	2-2	0-0	0-0	0 1 1	1 1	4	0	0	0	0	13	
35	Caedin Hamilton	09:49	1-4	0-1	0-0	0 0 0	0 0	2	2	0	0	0	5	
Team						1 1 2	0	0						
Totals			31-62	8-26	18-21	11 19 30	17 18	88	17	5	9	3	1	14

Technical Fouls: NO

Technical Fouls: NONE

	WIS	MAR
Biggest lead	5 (1 <sup>st</sup> 13:25)	15 (2 <sup>nd</sup> 8:49)
Best Scoring Run	6 (1 <sup>st</sup> 13:25)	9 (2 <sup>nd</sup> 8:49)
Lead Changes	19	
Times Tied	10	
Time with Lead	11:49	24:10

Points from	WIS	MAR
Turnovers	7	18
Paint	28	44
Second Chance	16	19
Fast Breaks	4	6
Bench	12	10

Shooting By Period
1 <sup>st</sup> FG% 11-25 44.0%
3PT% 3-11 27.3%
FT% 12-13 92.3%
2 <sup>nd</sup> FG% 20-37 54.1%
3PT% 5-15 33.3%
FT% 6-8 75%
GMFG% 31-62 50.0%
3PT% 8-26 30.8%
FT% 18-21 85.7%
Dead Ball Rebounds: 2, 0

Game Notes: Attendance is new Marquette Fiserv Forum record ♦

## GAME 11: ILLINOIS 86, #20 WISCONSIN 80

Dec. 10, 2024 • Champaign, Ill. • State Farm Center

Official Basketball Box Score - Final  
Wisconsin at Illinois  
12/10/24 State Farm Center, Champaign, IL  
2024-25 Men's BasketballGame Time: 8:00 PM  
Game Duration: 2:05  
Attendance: 15,544

Officials: Jeffrey Anderson, Brian Dorsey, Rob Ray Jr.

## Wisconsin - 80

Record: 8-3 (0-2)

NO.	Name	Min	FG M-A	3P M-A	FT M-A	Rebounds OR DR TOT	Fouls PF FO	TP	AS	TO	ST	Blocks BS BA	+/-	
22	Steven Crowl	F 18:43	3-9	1-4	2-2	0 0 0	3 4	9	1	0	1	0	0	-12
31	Nolan Winter	F 28:44	5-11	2-7	3-3	3 4 7	0 4	15	1	1	2	0	0	-4
9	John Tonje	G 32:30	5-15	2-7	2-2	1 3 4	2 1	14	3	4	0	0	0	-2
11	Max Klesmit	G 28:34	4-10	2-5	3-6	0 1 1	3 5	13	4	3	1	0	0	-12
25	John Blackwell	G 22:16	4-6	0-1	2-4	2 3 5	5 2	10	0	2	0	0	0	7
7	Carter Gilmore	19:56	3-5	1-2	0-0	1 3 4	5 1	7	0	1	0	0	0	3
4	Kamari McGee	20:38	2-4	0-0	0-2	0 2 2	2 2	4	3	0	1	0	0	-10
13	Xavier Amos	11:22	1-2	1-2	2-2	0 2 2	0 2	5	0	0	0	1	0	-1
33	Jack Janicki	17:17	1-1	1-1	0-0	0 2 2	1 1	3	3	0	0	1	0	1
Team						2 0 2		0	1					
Totals			28-63	10-29	14-21	11 18 29	21 22	80	15	12	5	2	2	-6

Technical Fouls: NONE

## Illinois - 86

Record: 7-2 (1-1)

NO.	Name	Min	FG M-A	3P M-A	FT M-A	OR Reb	DR Reb	Fouls PF	TP	AS	TO	ST	Blocks BS BA	+/-
3	Ben Humrichous	F 26:04	1-5	1-5	1-2	0	1	1	4	1	0	0	0	0
13	Tomislav Ivisic	C 30:09	4-12	1-5	0-0	3	8	11	4	2	9	0	1	0
4	Kylan Boswell	G 33:06	5-11	2-6	7-7	2	2	4	3	5	19	6	3	0
22	Tre White	G 28:52	6-8	2-3	9-10	4	4	8	3	6	23	1	4	0
2	Kasparas Jakucionis	G 37:02	8-15	4-8	4-4	2	4	6	2	3	24	5	4	1
32	Dra Gibbs-Lawhorn	12:19	1-4	0-2	0-0	1	1	1	1	1	2	0	0	0
7	Will Riley	14:55	2-4	0-2	1-2	1	1	2	1	1	5	0	2	0
15	Jake Davis	04:46	0-2	0-2	0-0	1	0	1	2	0	1	0	0	0
21	Morez Johnson Jr.	12:47	0-3	0-0	0-0	2	2	4	2	2	0	1	0	0
Team						0	2	2	0	0	0	0	0	0
Totals			27-64	10-33	22-25	15	25	40	22	21	86	15	13	3
						2	2	6						

Technical Fouls: NONE

	WIS	ILL
Biggest lead	5 (1 <sup>st</sup> 10:17)	10 (2 <sup>nd</sup> 12:51)
Best Scoring Run	7 (1 <sup>st</sup> 11:11)	9 (1 <sup>st</sup> 16:33)
Lead Changes	5	
Times Tied	5	
Time with Lead	09:06	29:11

Points from	WIS	ILL
Turnovers	10	14
Paint	34	32
Second Chance	12	16
Fast Breaks	2	4
Bench	19	7

Shooting By Period
1 <sup>st</sup> FG% 14-35 40.0%
3PT% 6-20 30.0%
FT% 5-5 100%
2 <sup>nd</sup> FG% 13-29 44.8%
3PT% 4-13 30.8%

## GAME 13: WISCONSIN 76, DETROIT MERCY 53

Dec. 22, 2024 • Madison, Wis. • Kohl Center

Official Basketball Box Score - Final  
Detroit Mercy at Wisconsin  
12/22/24 Kohl Center, Madison  
2024-25 Men's BasketballGame Time: 1:00 PM  
Game Duration: 1:50  
Attendance: 14,068

Officials: D.J. Carstensen, Scott Brown, Brian McNitt

Detroit Mercy - 53

Record: 5-9

NO.	Name	Min	FG	3P	FT	Rebounds	Fouls	TP	AS	TO	ST	Blocks	+/-
			M-A	M-A	M-A	OR DR TOT	PF FO					BS BA	
2	Miles Mitchell	F 21:13	0-2	0-0	0-0	1 6 7	3 1 0	1	0	1	0	0	-23
4	Legend Geater	F 21:22	1-6	0-2	0-0	0 1 1	2 1 2	1	1	1	0	0	-7
5	Orlando Lovejoy	G 31:21	9-20	0-2	2-2	1 3 4	1 4 20	3	0	1	0	0	-23
8	Jarant Gondrezick II	G 32:37	8-18	3-4	1-1	0 3 3	1 2 20	0	4	0	0	2	-17
10	Nate Johnson	G 25:49	1-9	1-2	0-0	0 2 2	2 1 3	0	1	0	1	0	-20
14	Peter Fuchs, Jr.	11:22	2-5	0-0	2-3	0 0 0	1 2 6	0	1	1	0	0	-3
23	Stephen Okoro	17:53	0-0	0-0	0-0	1 2 3	4 1 0	0	0	0	0	0	-8
30	Ryan Kalamabay	17:28	0-0	0-0	0-0	0 3 3	1 0 0	0	0	1	0	0	-4
33	TJ Nadeau	15:45	1-6	0-0	0-0	3 2 5	2 1 2	0	1	0	1	2	-10
7	Chase Kuiper	05:10	0-0	0-0	0-0	1 0 1	0 0 0	0	0	0	0	0	0
Team						3 2 5		0					
Totals		22:66	4-8	5-6	10	24 34	17 13	53	5	8	4	1	6 -23

Technical Fouls: NONE

Wisconsin - 76

Record: 10-3

NO.	Name	Min	FG	3P	FT	Rebounds	Fouls	TP	AS	TO	ST	Blocks	+/-
			M-A	M-A	M-A	OR DR TOT	PF FO					BS BA	
22	Steven Crowl	F 21:05	7-10	0-3	1-1	1 3 4	0 4 15	0	1	0	1	0	21
31	Nolan Winter	F 21:28	6-9	2-5	4-4	5 6 11	0 2 18	0	2	0	1	0	24
9	John Tonje	G 24:41	2-6	1-3	4-4	1 3 4	1 2 9	3	2	0	0	1	22
11	Max Klesmit	G 24:43	0-5	0-3	0-0	0 2 2	0 1 0	2	1	0	0	0	11
25	John Blackwell	G 25:32	4-9	1-5	3-3	3 6 2	4 12	5	0	2	0	0	24
4	Kamari McGee	14:11	1-5	0-2	1-1	0 5 5	2 1 3	1	0	2	0	0	15
7	Carter Gilmore	11:23	0-2	0-0	0-1	1 2 0	0 1 0	0	0	0	0	0	-1
33	Jack Janicki	13:19	2-4	1-3	0-0	0 3 3	0 5 0	1	0	1	0	3	10
13	Xavier Amos	13:05	2-3	0-1	0-0	0 1 1	0 4 0	0	0	0	0	0	22
35	Markus Iver	09:47	2-4	2-4	2-2	0 1 1	1 1 8	0	1	0	0	0	-6
3	Camren Hunter	08:28	0-4	0-1	0-0	2 2 4	0 0 0	0	0	0	0	0	-6
18	Riccardo Greppi	05:10	0-0	0-0	1-2	0 2 2	0 1 1	1	1	1	0	1	-9
5	Daniel Freitag	03:19	0-3	0-3	0-0	0 1 1	4 0 0	0	0	0	0	0	-5
2	Jack Robinson	01:41	0-0	0-0	0-0	1 0 1	0 0 0	0	0	0	0	0	-4
21	Chris Hodges	01:23	0-0	0-0	1-2	0 0 0	1 1 1	0	0	0	0	0	-3
14	Aidan Konop	00:45	0-0	0-0	0-0	0 0 0	0 0 0	0	0	0	0	0	0
Team						3 1 4		0	1				
Totals		26:64	7-35	17-19	16	34 50	13 17	76	13	10	4	6	1 23

Technical Fouls: NONE

	DM	UW
Biggest lead	3 (1 <sup>st</sup> 17:46)	32 (2 <sup>nd</sup> 7:57)
Best Scoring Run	9 (2 <sup>nd</sup> 0:45)	14 (1 <sup>st</sup> 5:21)
Lead Changes	3	
Times Tied	1	
Time with Lead	02:06	35:13

Points from	DM	UW
Turnovers	12	10
Paint	14	36
Second Chance	2	16
Fast Breaks	9	7
Bench	8	22

Period by Period Scoring	1st	2nd	TOT
DM	26	27	53
UW	39	37	76

## GAME 14: WISCONSIN 116, IOWA 85

Jan. 3, 2025 • Madison, Wis. • Kohl Center

Official Basketball Box Score - Final  
Iowa at Wisconsin  
01/03/25 Kohl Center, Madison  
2024-25 Men's BasketballGame Time: 6:00 PM  
Game Duration: 1:51  
Attendance: 16,858

Officials: Jeffrey Anderson, Larry Scrotto, Doug Simms

Iowa - 85

Record: 10-4 (1-2)

NO.	Name	Min	FG	3P	FT	Rebounds	Fouls	TP	AS	TO	ST	Blocks	+/-
			M-A	M-A	M-A	OR DR TOT	PF FO					BS BA	
20	Payton Sandfort	F 23:51	1-9	0-5	0-0	1 4 5	3 1 4	2	2	1	0	0	-9
32	Owen Freeman	F 27:09	6-11	0-0	2-3	1 2 3	1 4 14	1	3	0	1	0	-21
2	Brock Harding	G 23:27	3-8	2-5	2-2	0 2 2	3 2 10	5	2	0	0	0	-10
3	Drew Thelwell	G 31:45	9-14	3-5	4-4	0 1 1	1 4 25	3	1	4	0	0	-24
4	Josh Dix	G 32:26	7-10	2-3	0-0	2 0 2	0 0 0	16	1	0	2	0	-14
13	Ladij Dembele	09:14	1-2	0-1	0-0	1 1 2	2 0 2	0	0	0	0	0	-4
24	Pryce Sandfort	18:57	3-6	1-3	3-4	1 2 2	2 2 10	0	1	1	0	0	-25
7	Seydou Traore	13:21	1-4	1-2	1-4	0 2 2	2 2 4	1	1	1	0	0	-16
8	Cooper Koch	10:26	1-1	0-0	0-1	0 0 0	1 1 2	0	0	0	0	0	-17
14	Carter Kingsbury	02:12	0-0	0-0	0-0	0 0 0	0 0 0	0	0	0	0	0	-5
0	Even Brauns	03:36	0-1	0-0	0-0	0 1 0	0 0 0	0	0	0	0	0	-5
34	Chris Tadjo	03:36	0-0	0-0	0-0	0 0 0	0 0 0	0	0	0	0	0	-5
Team						1 0 1		0	0				
Totals		32:66	9-24	12-18	7	14 21	13 16	85	13	9	7	1	0 -31

Technical Fouls: NONE

Wisconsin - 116

Record: 11-3 (1-3)

NO.	Name	Min	FG	3P	FT	Rebounds	Fouls	TP	AS	TO	ST	Blocks	+/-
			M-A	M-A	M-A	OR DR TOT	PF FO					BS BA	
22	Steven Crowl	F 20:17	4-4	0-0	6-6	1 6 7	1 4 14	3	0	0	0	0	-2
31	Nolan Winter	F 24:57	8-11	1-2	1-2	2 6 8	2 1 3	18	0	1	0	0	29
9	John Tonje	G 23:05	3-6	2-3	4-5	2 1 3	0 3 12	2	1	3	0	1	19
11	Max Klesmit	G 22:40	3-5	2-4	0-0	0 1 1	3 0 8	6	1	0	0	0	10
25	John Blackwell	G 32:22	11-18	6-10	4-4	0 8 8	2 3 32	5	2	0	0	0	28
4	Kamari McGee	21:13	4-8	4-5	0-0	0 4 4	2 0 12	4	1	1	0	0	19
7	Carter Gilmore	22:41	2-3	2-2	0-0	1 1 2	3 1 6	1	1	0	0	0	20
33	Jack Janicki	11:38	0-1	0-1	0-0	0 0 0	1 1 0	2	0	0	0	0	6
13	Xavier Amos	08:30	2-2	2-2	0-0	0 1 1	0 0 6	1	1	0	0	0	9
3	Camren Hunter	02:12	1-1	1-1	0-0	0 0 0	1 0 1	3	0	0	0	0	4
35	Markus Iver	04:51	1-2	1-1	0-0	1 0 1	1 0 3	0	1	0	0	0	9
21	Chris Hodges	02:11	0-0	0-0	0-0	0 0 0	0 0 0	0	0	0	0	0	3
2	Jack Robinson	01:08	0-0	0-0	0-0	0 0 0	0 0 0	0	0	0	0	0	0
5	Daniel Freitag	01:08	1-1	0-0	0-0	0 0 0	0 0 0	2	1	0	0	0	0
15	Isaac Gard	01:08	0-0	0-0	0-0	0 0 0	0 0 0	0	1	0	0	0	1
Team						1 1 2		0	1				
Totals		40:62	21-31	15-17	8	29 37	16 13	116	26	13	4	0	1 31

Technical Fouls: NONE

	IOW	UW
Biggest lead	6 (1 <sup>st</sup> 8:44)	34 (2 <sup>nd</sup> 0:21)
Best Scoring Run	8 (2 <sup>nd</sup> 7:56)	14 (1 <sup>st</sup> 4:32)
Lead Changes	4	
Times Tied	5	
Time with Lead	08:42	28:49

Points from	IOW	UW
Turnovers	21	8
Paint	34	38
Second Chance	11	12
Fast Breaks	14	13
Bench	18	32

Period by Period Scoring	1st	2nd	TOT
IOW	43	42	85
UW	54	62	116

## GAME 15: WISCONSIN 75, RUTGERS 63

Jan. 6, 2025 • Piscataway, N.J. • Jersey Mike's Arena

Official Basketball Box Score - Final  
Wisconsin at Rutgers  
01/06/25 Jersey Mike's Arena, Piscataway  
2024-25 Men's BasketballGame Time: 7:00 PM  
Game Duration: 1:59  
Attendance: 8,000

Officials: Keith Kimble, Tim Comer, Randy Richardson

Wisconsin - 75

Record: 12-3 (2-2)

NO.	Name	Min	FG	3P	FT	Rebounds	Fouls	TP	AS	TO	ST	Blocks	+/-
			M-A	M-A	M-A	OR DR TOT	PF FO					BS BA	
22	Steven Crowl	F 24:41	8-11	2-3	0-0	3 7 10	3 0 18	3	3	1	0	0	23
31	Nolan Winter	F 22:58	2-3	1-2	0-0	0 6 6	1 4 5	1	3	0	0	0	-6
9	John Tonje	G 32:23	6-12	1-4	2-2	1 8 9	2 3 15	2	1	1	2	2	7
11	Max Klesmit	G 24:20	1-5	1-5	0-0	1 3 4	0 2 3	3	1	1	0	0	13
25	John Blackwell	G 33:02	8-15	1-4	4-4	0 4 4	3 5 21	3	5	1	0	0	19
4	Kamari McGee	23:54	3-4	0-0	0-0	1 1 1	1 0 6	3	1	1	0	0	3
7	Carter Gilmore	22:43	1-3	1-2	0-0	1 1 2	3 1 3	0	2	0	2	0	6
33	Jack Janicki	06:21	0-1	0-1	0-0	0 0 0	2 0 0	0	0	0	0	0	-9
13	Xavier Amos	09:38	2-3	0-1	0-0	0 2 2	0 0 4	0	0	0	1	0	1
Team						0 2 2		0	0				
Totals		31:57	7-22	6-6	6	34 40	15 15	75	15	16	5	5	6 12

Technical Fouls: Gilmore 2<sup>nd</sup> 1:46

Rutgers - 63

Record: 8-7 (1-3)

NO.		Record(s) 8-13															
NO.	Name	Min	FG	3P	FT	Rebounds	Fouls	TP	AS	TO	ST	Blocks	+/-				
			M-A	M-A	M-A	OR	DR	TOT	PF	FO		BS	BA				
21	Emmanuel Ogbole	C 13:27	0-1	0-0	0-0	0	1	1	2	2	0	1	2	1	-12		
1	Jamichael Davis	G 28:49	4-10	1-4	0-1	3	0	3	4	2	9	2	1	2	-2		
2	Dylan Harper	G 15:12	0-2	0-1	0-0	0	4	4	0	0	0	1	0	1	-5		
4	Ace Bailey	G 26:56	3-16	1-5	2-6	3	4	7	5	3	9	1	0	1	-11		
25	Jeremiah Williams	G 21:54	2-7	0-1	0-0	0	5	5	2	0	4	0	1	1	-12		
0	Jordan Derkack	17:23	3-5	1-2	1-2	0	1	1	2	3	8	2	4	0	-1		
5	Tyson Acuff	29:53	6-15	3-8	2-2	1	1	2	0	1	17	2	1	0	-7		
24	Lathan Sommerville	18:11	3-6	0-0	0-0	3	2	5	1	1	6	1	0	0	4		
99	Zach Martini	04:00	0-1	0-0	0-0	0	0	0	0	0	0	0	0	0	-11		
23	PJ Hall	04:02	1-2	0-1	0-0	0	0	0	0	0	2	0	0	0	-1		
99	Dylan Grant	16:23	3-8	1-3	1-2	3	0	3	0	1	8	1	0	1	2	4	
Team						5	1	6		0	0						
Totals			25-73	7-26	6-13	18	19	37	16	14	63	10	8	8	6	5	-12



## GAME 17: #24 WISCONSIN 70, OHIO STATE 68

Jan. 14, 2025 • Madison, Wis. • Kohl Center



Official Basketball Box Score - Final  
Ohio St. at Wisconsin  
01/14/25 Kohl Center, Madison  
2024-25 Men's Basketball

Game Time: 8:00 PM  
Game Duration: 2:09  
Attendance: 14,527

Officials: Keith Kimble, Earl Walton, Kelly Pfeifer

Ohio St. - 68 Record: 10-7 (2-4)

NO. Name	Min	FG	3P	FT	Rebounds	Fouls	TP	AS	TO	ST	Blocks	+/-
M-A	M-A	M-A	M-A	OR DR TOT	PF	FD					BS BA	
8 Micah Parrish	F 31:21	3-13	1-5	0-0	0 6 6	5 0	7	1	0	2	0 1	-5
13 Sean Stewart	F 15:17	2-4	0-0	0-0	1 7 8	4 1	4	2	1	0	1 1	15
21 Devin Royal	F 27:36	4-10	1-3	3-3	1 5 6	3 4	12	2	5	0	0 0	5
0 John Mobley Jr.	G 29:37	2-8	1-3	3-4	0 2 2	1 3	8	1	1	0	0 0	-1
2 Bruce Thornton	G 37:25	7-13	1-3	6-6	0 2 2	1 9	21	3	1	1	0 0	1
4 Aaron Bradshaw	08:16	2-4	1-2	0-0	1 0 1	3 0	5	0	0	1	0 0	-6
12 Evan Mahaffey	14:44	3-3	0-0	0-0	0 0 0	2 0	6	0	0	2	0 0	-14
6 Ques Glover	11:10	0-0	0-0	0-0	1 0 1	1 0	0	1	1	1	0 0	-3
25 Austin Parks	03:05	0-0	0-0	0-0	0 0 0	0 0	0	0	1	0	0 0	-1
20 Colin White	10:38	0-1	0-1	0-0	0 0 0	2 1	0	0	1	0	0 0	3
17 Ivan Njegovan	10:51	2-3	0-0	1-2	5 0 5	2 1	5	0	0	0	1 0	-4
Team					0 1 1	0	0	0	0	0	0	
Totals		25-59	5-17	13-15	9 23 32	24 19	68	10	11	7	2 2	-2

Technical Fouls: NONE

Wisconsin - 70 Record: 14-3 (4-2)

NO. Name	Min	FG	3P	FT	Rebounds	Fouls	TP	AS	TO	ST	Blocks	+/-
M-A	M-A	M-A	M-A	OR DR TOT	PF	FD					BS BA	
22 Steven Crowl	F 28:03	5-10	0-3	4-4	0 7 7	3 5	14	1	0	0	1 0	-6
31 Nolan Winter	F 18:07	0-3	0-2	4-4	1 5 6	2 4	4	1	1	0	0 1	2
9 John Torje	G 35:31	3-7	1-4	10-10	0 4 4	0 5	17	0	3	1	0 0	1
11 Max Klesmit	G 29:52	1-5	1-3	1-2	0 2 2	2 3	4	1	2	0	0 0	6
25 John Blackwell	G 30:55	5-12	1-4	4-6	2 4 6	4 5	15	2	3	1	0 1	-2
7 Carter Gilmore	28:26	2-3	1-1	0-0	2 1 3	3 1	5	1	1	0	1 0	7
4 Kamari McGee	16:21	3-5	1-3	2-2	1 0 1	2 1	9	0	1	0	0 0	-1
33 Jack Janicki	07:47	0-2	0-2	0-0	0 1 1	0 0	0	0	0	0	0 0	-1
13 Xavier Amos	04:59	1-1	0-0	0-0	0 1 1	3 0	2	0	1	0	0 0	-1
Team					0 0 0	0	0	0	0	0	0	
Totals		20-48	5-22	25-28	6 25 31	19 24	70	6	12	2	2 2	2

Technical Fouls: NONE

	OSU	UW
Biggest lead	2 (1 <sup>st</sup> 18:26)	17 (1 <sup>st</sup> 0:21)
Best Scoring Run	9 (2 <sup>nd</sup> 10:18)	11 (1 <sup>st</sup> 14:06)
Lead Changes	1	
Times Tied	1	
Time with Lead	00:47	37:06

Points from	OSU	UW
Turnovers	9	13
Paint	32	28
Second Chance	14	7
Fast Breaks	11	8
Bench	16	16

Period by Period Scoring				
	1st	2nd	TOT	
OSU	20	48	68	
UW	37	33	70	

## GAME 18: #24 WISCONSIN 84, USC 69

Jan. 18, 2025 • Los Angeles, Calif. • Galen Center



Official Basketball Box Score - Final  
Wisconsin at USC  
01/18/25 Galen Center, Los Angeles, Calif.  
2024-25 USC Men's Basketball

Game Time: 12:00 PM  
Game Duration: 1:53  
Attendance: 5,598

Officials: Michael Reed, Tim Corcoran, Randy Richardson

Wisconsin - 84 Record: 15-3 (5-2)

NO. Name	Min	FG	3P	FT	Rebounds	Fouls	TP	AS	TO	ST	Blocks	+/-
M-A	M-A	M-A	M-A	OR DR TOT	PF	FD					BS BA	
22 Steven Crowl	F 17:40	3-4	1-1	2-2	0 3 3	4 2	9	1	1	0	1 0	7
31 Nolan Winter	F 27:30	6-7	1-2	0-0	2 3 5	3 1	13	3	0	1	0 0	12
9 John Torje	G 22:03	0-3	0-2	0-0	0 0 0	2 1	0	1	2	0	0 0	3
11 Max Klesmit	G 27:16	7-14	2-9	2-2	0 2 2	0 5	18	4	1	2	0 0	9
25 John Blackwell	G 33:49	10-16	2-7	6-7	0 5 5	1 5	28	1	3	2	0 0	15
4 Kamari McGee	28:32	3-5	2-3	2-2	1 2 3	2 1	10	4	1	2	0 0	21
7 Carter Gilmore	24:14	1-2	0-1	0-0	1 2 3	1 1	2	3	1	0	0 0	15
33 Jack Janicki	06:50	0-1	0-1	0-0	0 1 1	1 1	0	0	0	0	0 0	7
13 Xavier Amos	08:52	1-3	1-2	1-2	0 0 0	0 0	0	1	4	0	1 1	0
2 Jack Robinson	00:39	0-0	0-0	0-0	0 0 0	0 0	0	0	0	0	0 0	-4
5 Daniel Freitag	00:39	0-0	0-0	0-0	0 0 0	0 0	0	0	0	0	0 0	-4
15 Isaac Gard	00:39	0-0	0-0	0-0	0 0 0	0 0	0	0	0	0	0 0	-4
21 Chris Hodges	00:39	0-0	0-0	0-0	0 0 0	0 0	0	0	0	1	0 0	-4
35 Markus Iwer	00:39	0-0	0-0	0-0	0 0 0	0 0	0	0	0	0	0 0	-4
Team					1 4 5	0	0	0	1	0	0	
Totals		31-55	9-28	13-15	5 22 27	14 18	84	17	12	8	1 0	15

Technical Fouls: NONE

USC - 69 Record: 11-7 (3-4)

NO. Name	Min	FG	3P	FT	Rebounds	Fouls	TP	AS	TO	ST	Blocks	+/-
M-A	M-A	M-A	M-A	OR DR TOT	PF	FD					BS BA	
0 Saint Thomas	F 39:26	7-11	2-3	3-4	2 2 4	1 2	19	3	3	2	0 1	-12
33 Josh Cohen	F 03:44	0-1	0-0	0-0	0 0 0	0 0	0	1	2	0	0 0	0
1 Desmond Claude	G 30:51	3-7	0-0	3-4	1 0 1	4 3	9	2	5	0	0 0	-12
6 Wesley Yates III	G 36:20	5-9	0-1	1-4	0 3 3	4 2	11	2	1	1	0 0	-18
7 Chibuzo Ago	G 38:53	3-11	1-5	0-0	0 9 9	2 2	7	2	0	1	0 0	-16
12 Rashaun Abge	30:20	6-11	1-3	2-2	2 2 4	4 3	15	2	3	2	0 0	-11
8 Kevin Patton Jr.	14:54	1-1	1-1	2-2	0 2 2	1 1	5	1	1	0	0 0	-2
32 Clark Slagchert	03:19	1-2	1-2	0-1	1 0 1	1 0	3	0	0	0	0 0	-1
30 Harrison Hornery	02:13	0-0	0-0	0-0	0 0 0	0 0	0	0	0	0	0 0	-3
Team					1 0 1	0	0	0	1	0	0	
Totals		26-53	6-15	11-17	7 18 25	18 14	69	13	16	6	0 1	-15

Technical Fouls: NONE

	WIS	USC
Biggest lead	19 (2 <sup>nd</sup> 17:54)	2 (1 <sup>st</sup> 18:16)
Best Scoring Run	10 (1 <sup>st</sup> 9:14)	13 (2 <sup>nd</sup> 14:51)
Lead Changes	1	
Times Tied	2	
Time with Lead	36:26	00:49

Points from	WIS	USC
Turnovers	22	13
Paint	38	28
Second Chance	8	8
Fast Breaks	13	9
Bench	16	23

Period by Period Scoring				
	1st	2nd	TOT	
WIS	42	42	84	
USC	27	42	69	

## GAME 19: UCLA 85, #18 WISCONSIN 83

Jan. 21, 2025 • Los Angeles, Calif. • Pauley Pavilion



Official Basketball Box Score - Final  
Wisconsin at UCLA  
01/21/25 Pauley Pavilion, Los Angeles, Calif.  
2024-25 Men's Basketball

Game Time: 6:30 PM  
Game Duration: 2:10  
Attendance: 6,695

Officials: Jason Phillips, Verne Harris, Nate Harris

Wisconsin - 83 Record: 15-4 (5-3)

NO. Name	Min	FG	3P	FT	Rebounds	Fouls	TP	AS	TO	ST	Blocks	+/-
M-A	M-A	M-A	M-A	OR DR TOT	PF	FD					BS BA	
22 Steven Crowl	F 29:19	4-6	1-2	2-2	2 3 5	3 3	11	3	2	1	1 1	7
31 Nolan Winter	F 18:36	2-4	1-2	0-0	0 1 1	1 1	5	0	1	0	0 0	-17
9 John Torje	G 33:39	8-9	6-7	2-3	1 4 5	3 6	24	2	2	0	0 0	-3
11 Max Klesmit	G 30:27	2-5	2-4	2-2	0 3 3	3 2	8	1	2	0	0 0	-8
25 John Blackwell	G 33:51	5-14	3-7	10-12	1 3 4	5 6	23	4	4	1	0 3	9
4 Kamari McGee	18:50	1-4	1-3	0-0	0 1 1	1 0	3	3	1	1	0 0	0
7 Carter Gilmore	24:04	2-3	1-2	0-0	0 1 1	4 1	5	1	1	0	0 0	13
13 Xavier Amos	06:04	1-3	0-2	2-2	0 2 2	2 1	4	0	0	0	0 0	-5
33 Jack Janicki	03:14	0-0	0-0	0-0	0 0 0	1 0	0	0	0	0	0 0	-5
35 Markus Iwer	01:56	0-1	0-1	0-0	0 0 0	0 0	0	0	0	0	0 0	-1
Team					3 3 6	0	0	0	0	0	0	
Totals		25-49	15-30	18-21	7 21 28	23 20	83	14	13	3	1 4	-2

Technical Fouls: Blackwell 2<sup>nd</sup> 11:56

UCLA - 85 Record: 13-6 (4-4)

NO. Name	Min	FG	3P	FT	Rebounds	Fouls	TP	AS	TO	ST	Blocks	+/-
M-A	M-A	M-A	M-A	OR DR TOT	PF	FD					BS BA	
3 Eric Dailey Jr.	F 21:50	2-5	0-2	0-0	2 1 3	4 0	4	1	0	0	0 0	3
34 Tyler Blodreau	F 31:21	6-10	2-4	2-2	0 2 2	5 1	16	0	1	1	0 0	21
0 Kobe Johnson	G 27:25	1-4	0-0	1-2	1 2 3	5 1	3	0	2	1	0 0	13
2 Dylan Andrews	G 33:36	4-10	1-4	0-1	0 1 1	0 2	9	7	1	2	0 0	-5
55 Skyy Clark	G 27:13	3-7	3-6	3-4	2 3 5	3 3	12	4	1	0	0 0	13
12 Sebastian Mack	24:00	6-12	0-3	7-8	0 4 4	0 7	19	2	1	0	0 1	-9
24 William Kyle III	05:41	0-0	0-0	0-0	0 0 0	1 2	0	1	0	0	2 0	-8
10 Lazar Stefanovic	07:47	0-2	0-0	0-0	1 0 1	0 0	0	0	0	1	0 0	-5
15 Aday Mara	21:08	7-7	0-0	8-11	4 1 5	3 6	22	0	1	0	2 0	6
Team					0 1 1	0	0	0	0	0	0	
Totals		29-57	6-19	21-28	10 15 25	21 22	85	15	7	6	4 1	2

Technical Fouls: Johnson 2<sup>nd</sup> 11:56

	WIS	UCL
Biggest lead	9 (1 <sup>st</sup> 0:33)	9 (2 <sup>nd</sup> 6:59)
Best Scoring Run	8 (1 <sup>st</sup> 7:47)	6 (2 <sup>nd</sup> 15:15)
Lead Changes	6	
Times Tied	4	
Time with Lead	14:09	24:25

Points from	WIS	UCL
Turnovers	13	10
Paint	20	30
Second Chance	13	10
Fast Breaks	0	4
Bench	12	41

Period by Period Scoring				
	1st	2nd	TOT	
WIS	41	42	83	
UCL	36	49	85	





# SPECIAL STATISTICS

Game	Pts off T/O (Wis / Opp)	Pts in Paint (Wis / Opp)	2nd Chance Pts (Wis / Opp)	Fast Break Pts (Wis / Opp)	Bench Pts (Wis / Opp)
11/04/24   HOLY CROSS	17 / 10	34 / 16	13 / 3	12 / 8	17 / 22
11/07/24   MONTANA STATE	10 / 12	24 / 14	10 / 4	9 / 6	15 / 16
11/10/24   APP STATE	16 / 2	48 / 24	10 / 10	8 / 0	20 / 18
11/15/24   #9 ARIZONA	14 / 12	26 / 42	5 / 24	8 / 13	23 / 19
11/18/24   UTRGV	15 / 6	28 / 24	16 / 14	14 / 6	12 / 31
11/22/24   vs. UCF	12 / 12	38 / 32	7 / 13	10 / 12	27 / 30
11/24/24   vs. Pitt	10 / 11	46 / 44	11 / 4	11 / 6	10 / 19
11/30/24   CHICAGO STATE	19 / 6	26 / 18	12 / 2	5 / 11	19 / 23
12/03/24   MICHIGAN	11 / 13	28 / 34	12 / 12	4 / 19	12 / 6
12/07/24   at Marquette	7 / 18	28 / 44	16 / 19	4 / 6	12 / 10
12/10/24   at Illinois	10 / 14	34 / 32	12 / 16	2 / 4	19 / 7
12/14/24   vs. Butler	10 / 5	40 / 24	11 / 10	5 / 12	13 / 14
12/22/24   DETROIT MERCY	10 / 12	36 / 14	16 / 2	7 / 9	22 / 8
1/03/25   IOWA	8 / 21	38 / 34	12 / 11	13 / 14	32 / 18
1/06/25   RUTGERS	6 / 15	38 / 28	8 / 6	10 / 12	13 / 41
1/10/25   MINNESOTA	19 / 13	22 / 24	18 / 10	6 / 6	14 / 18
1/14/25   OHIO STATE	13 / 9	28 / 32	7 / 14	8 / 11	16 / 16
1/18/25   USC	22 / 13	38 / 28	8 / 8	13 / 9	16 / 23
1/21/25   UCLA	13 / 10	20 / 30	13 / 10	0 / 4	12 / 41
1/26/25   NEBRASKA	17 / 3	26 / 20	5 / 10	12 / 7	27 / 21
1/29/25   MARYLAND	11 / 11	24 / 20	12 / 7	4 / 9	11 / 6
2/01/25   NORTHWESTERN	0 / 7	16 / 18	12 / 14	2 / 7	19 / 7
2/04/25   INDIANA	18 / 7	26 / 26	10 / 9	11 / 4	25 / 29
2/08/25   IOWA	7 / 13	20 / 20	5 / 8	3 / 9	13 / 23
2/15/25   PURDUE	5 / 5	36 / 36	3 / 9	8 / 12	19 / 15
2/18/25   ILLINOIS	13 / 13	48 / 28	12 / 13	7 / 0	16 / 35
2/22/25   OREGON	12 / 24	40 / 38	10 / 15	19 / 6	14 / 21
<b>RUNNING TOTAL</b>	<b>304 / 297</b>	<b>856 / 642</b>	<b>286 / 279</b>	<b>215 / 222</b>	<b>471 / 537</b>
<b>PER GAME AVERAGE</b>	<b>11.3 / 11.0</b>	<b>31.7 / 25.2</b>	<b>10.6 / 10.3</b>	<b>8.0 / 8.2</b>	<b>17.4 / 19.9</b>



TEAM SUPERLATIVES

WISCONSIN	HIGH		LOW	
• Points	116	vs. Iowa (1/3/25)	64	vs. Michigan (12/3/24)
• First-Half Points	55	vs. #9 Arizona (11/15/24)	25	at Northwestern (2/1/25)
• Second-Half Points	62	vs. Iowa (1/3/25)	28	vs. Oregon (2/22/25)
• Field Goals Made	40	vs. Iowa (1/3/25)	20	vs. Ohio State (1/14/25)
• Field Goal Attempts	70	vs. Appalachian State (11/10/24)	48	vs. Ohio State (1/14/25)
• Field Goal Percentage	.645 (40-62)	vs. Iowa (1/3/25)	.344 (22-64)	vs. Michigan (12/3/24)
• 3-Point Field Goals Made	21	vs. Iowa (1/3/25)	5	2x; MR vs. Ohio State (1/14/25)
• 3-Point Field Goal Attempts	37	vs. Nebraska (1/26/25)	20	2x; MR vs. Pitt (11/24/24)
• 3-Point Field Goal Pct. (min. 15 att.)	.677 (21-31)	vs. Iowa (1/3/25)	.200 (7-35)	vs. Detroit Mercy (12/22/24)
• Free Throws Made	41	vs. #9 Arizona (11/15/24)	6	3x; MR vs. Oregon (2/22/25)
• Free Throw Attempts	47	vs. #9 Arizona (11/15/24)	6	2x; MR vs. Oregon (2/22/25)
• Free Throw Pct. (min. 15 att.)	1.000 (16-16)	vs. Holy Cross (11/4/24)	.667 (14-21)	at Illinois (12/10/24)
• Offensive Rebounds	16	2x; MR vs. Detroit Mercy (12/22/24)	2	2x; MR at #7 Purdue (2/15/25)
• Defensive Rebounds	38	vs. Nebraska (1/26/25)	18	at Illinois (12/10/24)
• Total Rebounds	50	vs. Detroit Mercy (12/22/24)	23	at #7 Purdue (2/15/25)
• Fouls	31	vs. #9 Arizona (11/15/24)	10	vs. Chicago St (11/30/24)
• Assists	26	vs. Iowa (1/3/25)	6	vs. Ohio State (1/14/25)
• Turnovers	17	vs. Oregon (2/22/25)	2	vs. Butler (12/14/24)
• Steals	14	vs. Appalachian State (11/10/24)	2	5x; MR at #7 Purdue (2/15/25)
• Blocked Shots	6	vs. Detroit Mercy (12/22/24)	0	2x; MR vs. Iowa (1/3/25)

OPPONENT	HIGH		LOW	
• Points	88	2x; MR at #5 Marquette (12/7/24)	53	2x; MR vs. Detroit Mercy (12/22/24)
• First-Half Points	52	vs. UTRGV (11/18/24)	20	2x; MR vs. Ohio State (1/14/25)
• Second-Half Points	51	at #5 Marquette (12/7/24)	24	at Iowa (2/8/25)
• Field Goals Made	32	vs. Iowa (1/3/25)	20	vs. Chicago St (11/30/24)
• Field Goal Attempts	74	vs. #9 Arizona (11/15/24)	51	vs. Butler (12/14/24)
• Field Goal Percentage	.518 (29-56)	at #7 Purdue (2/15/25)	.333 (22-66)	vs. Detroit Mercy (12/22/24)
• 3-Point Field Goals Made	13	vs. UTRGV (11/18/24)	2	vs. UCF (11/22/24)
• 3-Point Field Goal Attempts	33	2x; MR at Illinois (12/10/24)	8	vs. Detroit Mercy (12/22/24)
• 3-Point Field Goal Pct. (min. 15 att.)	.500 (12-24)	at Maryland (1/29/25)	.118 (2-17)	vs. UCF (11/22/24)
• Free Throws Made	28	vs. #9 Arizona (11/15/24)	3	vs. Nebraska (1/26/25)
• Free Throw Attempts	40	vs. #9 Arizona (11/15/24)	6	vs. Detroit Mercy (12/22/24)
• Free Throw Pct. (min. 15 att.)	.880 (22-25)	at Illinois (12/10/24)	.462 (6-13)	at Rutgers (1/6/25)
• Offensive Rebounds	24	vs. #9 Arizona (11/15/24)	3	vs. Holy Cross (11/4/24)
• Defensive Rebounds	30	vs. Michigan (12/3/24)	14	vs. Iowa (1/3/25)
• Total Rebounds	52	vs. #9 Arizona (11/15/24)	21	2x; MR vs. Iowa (1/3/25)
• Fouls	32	vs. #9 Arizona (11/15/24)	11	vs. Nebraska (1/26/25)
• Assists	21	at #7 Purdue (2/15/25)	5	vs. Detroit Mercy (12/22/24)
• Turnovers	18	vs. Appalachian State (11/10/24)	4	at #7 Purdue (2/15/25)
• Steals	9	2x; MR vs. Oregon (2/22/25)	1	2x; MR vs. Butler (12/14/24)
• Blocked Shots	11	vs. Michigan (12/3/24)	0	3x MR at #7 Purdue (2/15/25)

MISCELLANEOUS	HIGH	SECOND-HIGHEST
• UW's Largest Deficit Overcome in Win	16 (5-21, 13:39 1H) vs. Holy Cross (11/4/24)	14 (11-25, 7:29 1H) vs. Pitt (11/24/24)
• UW's Largest Deficit Overcome in Win (2nd Half/OT)	9 (2x) MR (35-44, 14:40 2H) at Northwestern (2/1/25)	7 (54-61, 15:44 2H) vs. UTRGV (11/18/24)
• UW's Largest Lead Surrendered in Loss	17 (38-21, 2:07 1H) vs. Oregon (2/22/25)	9 (2x) MR (41-32, 0:07 1H) at UCLA (1/21/25)
• UW's Largest Lead Surrendered in Loss (2nd Half/OT)	16 (55-39, 12:10 2H) vs. Oregon (2/22/25)	7 (43-36, 19:42 2H) at UCLA (1/21/25)
• UW's Largest Halftime Lead	17 vs. Ohio State (1/14/25)	16 vs. Appalachian State (11/10/24)
• UW's Largest Halftime Deficit	7 vs. Pitt (11/24/24)	6 at Northwestern (2/1/25)
• UW's Largest Lead	34 (116-82 , 0:21 2H) 2x; MR vs. Iowa (1/3/25)	32 (68-36, 7:57 2H) vs. Detroit Mercy (12/22/24)
• UW's Largest Deficit	16 (5-21, 13:39 1H) vs. Holy Cross (11/4/24)	15 (70-55, 8:49 2H) at #5 Marquette (12/7/24)

# INDIVIDUAL SUPERLATIVES

WISCONSIN	HIGH	SECOND-HIGHEST
• Points	41 John Tonje vs. #9 Arizona (11/15/24)	33 John Tonje vs. Pitt (11/24/24)
• First-Half Points	22 John Tonje vs. #9 Arizona (11/15/24)	16 4x; MR Tonje vs. Oregon (2/22/25)
• Second-Half Points	25 John Tonje vs. Pitt (11/24/24)	22 John Tonje at #7 Purdue (2/15/25)
• Field Goals Made	11 4x; MR Blackwell at USC (1/18/25)	10 John Tonje at #7 Purdue (2/15/25)
• Field Goal Attempts	20 John Tonje vs. Oregon (2/22/25)	19 2x; MR Tonje vs. Nebraska (1/26/25)
• Field Goal Percentage (min. 7 att.)	.889 (8-9) John Tonje at UCLA (1/21/25)	.857 (6-7) 2x; MR Winter at USC (1/18/25)
• 3-Point Field Goals Made	6 4x; MR Tonje at UCLA (1/21/25)	5 3x; MR Tonje at Northwestern (2/1/25)
• 3-Point Field Goal Attempts	11 4x; MR Tonje at Northwestern (2/1/25)	10 2x; MR Tonje vs. Oregon (2/22/25)
• 3-Point Field Goal Pct. (min. 5 att.)	.857 (6-7) John Tonje at UCLA (1/21/25)	.800 (4-5) Kamari McGee vs Iowa (1/3/25)
• Free Throws Made	21 John Tonje vs. #9 Arizona (11/15/24)	10 5x; MR Tonje vs Illinois (2/18/25)
• Free Throw Attempts	22 John Tonje vs. #9 Arizona (11/15/24)	12 2x; MR Tonje vs. Illinois (2/18/25)
• Free Throw Pct. (min. 9 att.)	1.000 (10-10) 3x; MR Tonje vs. Ohio State (1/14/25)	.955 (21-22) John Tonje vs. #9 Arizona (11/15/24)
• Offensive Rebounds	6 Nolan Winter vs. App State (11/10/24)	5 2x; MR Winter vs. Detroit Mercy (12/22/24)
• Defensive Rebounds	8 2x; MR Tonje at Rutgers (1/6/25)	7 9x; MR Blackwell vs. Oregon (2/22/25)
• Total Rebounds	11 2x; MR Winter vs. Detroit Mercy (12/22/24)	10 2x; MR Crowl at Rutgers (1/6/25)
• Fouls	5 9x; MR Gilmore at Iowa (2/8/25)	4 12x; MR McGee vs. Oregon (2/22/25)
• Assists	6 4x; MR Klesmit at #7 Purdue (2/15/25)	5 9x; MR Crowl vs. Illinois (2/18/25)
• Turnovers	6 Steven Crowl vs. Oregon (2/22/25)	5 3x; Blackwell at Rutgers (1/6/25)
• Steals	5 Max Klesmit vs. Appalachian State (11/10/24)	4 John Tonje vs. Illinois (2/18/25)
• Blocked Shots	3 2x; MR Janicki vs. Detroit Mercy (12/22/24)	2 5x; MR Gilmore at #7 Purdue (2/15/25)

OPPONENT	HIGH	SECOND-HIGHEST
• Points	32 Kam Jones at #5 Marquette (12/7/24)	30 Trey Kaufman-Renn at #7 Purdue (2/15/25)
• First-Half Points	16 2x; MR Bradley vs. #9 Arizona (11/15/24)	14 3x; MR Garcia vs. Minnesota (1/10/25)
• Second-Half Points	21 Trey Kaufman-Renn at #7 Purdue (2/15/25)	19 2x; MR Thornton vs Ohio State (1/14/25)
• Field Goals Made	12 2x; MR Kaufman-Renn at #7 Purdue (2/15/25)	9 5x; MR Bittle vs. Oregon (2/22/25)
• Field Goal Attempts	21 Kam Jones at #5 Marquette (12/7/24)	20 Lovejoy vs. Detroit Mercy (12/22/24)
• Field Goal Percentage (min. 7 att.)	1.000 (7-7) Aday Mara at UCLA (1/21/25)	.875 (7-8) Cameron Corhen vs. Pitt (11/24/24)
• 3-Point Field Goals Made	5 Jalen Leach at Northwestern (2/1/25)	4 5x; MR Berry at Northwestern (2/1/25)
• 3-Point Field Goal Attempts	9 2x; MR Goode vs Indiana (2/4/25)	8 5x; MR 2 Players at Northwestern (2/1/25)
• 3-Point Field Goal Pct. (min. 5 att.)	.800 (4-5) Selton Miguel at Maryland (1/29/25)	.625 (5-8) Jalen Leach at Northwestern (2/1/25)
• Free Throws Made	9 Tre White at Illinois (12/10/24)	8 2x; MR Mara at UCLA (1/21/25)
• Free Throw Attempts	13 Jaden Bradley vs. #9 Arizona (11/15/24)	11 Aday Mara at UCLA (1/21/25)
• Free Throw Pct. (min. 8 att.)	.900 (9-10) Tre White at Illinois (12/10/24)	.889 (8-9) Chase Ross at #5 Marquette (12/7/24)
• Offensive Rebounds	7 Tobe Awaka vs. #9 Arizona (11/15/24)	5 Ivan Njegovan vs Ohio State (1/14/25)
• Defensive Rebounds	10 2x; MR Queen at Maryland (1/29/25)	9 2x; MR Agbo at USC (1/18/25)
• Total Rebounds	13 Tobe Awaka vs. #9 Arizona (11/15/24)	12 Derik Queen at Maryland (1/29/25)
• Fouls	5 9x; Furst at #7 Purdue (2/15/25)	4 32x; Bittle vs. Oregon (2/22/25)
• Assists	12 Braden Smith at #7 Purdue (2/15/25)	7 2x; MR Leach at Northwestern (2/1/25)
• Turnovers	7 Kasparas Jakucionis (2/18/25)	5 3x; MR Claude at USC (1/18/25)
• Steals	4 2x; MR Thelwell vs. Iowa (1/3/25)	3 5x; MR Sandfort at Iowa (2/8/25)
• Blocked Shots	5 Danny Wolf vs. Michigan (12/3/24)	3 3x; MR Bittle vs. Oregon (2/22/25)

# THE LAST TIME WISCONSIN...

## Wisconsin Team

**UW ranked No. 1 in AP Top 25:** Feb. 21, 2007  
**UW ranked in AP Top 25:** No. 11 (2/17/25)  
**UW ranked in USA Today Coaches Poll:** No. 11 (2/17/25)  
**Played AP No. 1-ranked opponent:** Loss at Arizona, 98-73 (12/9/23)  
**Defeated AP No. 1-ranked opponent:** Villanova, 65-62 (3/18/17)  
**Played AP No. 2-ranked opponent:** Loss vs. Purdue, 69-75 (2/4/24)  
**Defeated opponent ranked 3-10 by AP:** Win vs. No. 7 Purdue, 94-84 (2/15/25)  
**Defeated opponent ranked 11-25 by AP:** Win vs. No. 24 Virginia, 65-41 (11/20/23)  
**Defeated AP Top 25 opponent on the road:** Win at No. 7 Purdue, 94-84 (2/15/25)

## Scoring

**Scored 20 or more points:** 22, John Tonje vs. Oregon (2/22/25)  
**Scored 30 or more points:** 31, John Tonje vs. Illinois (2/18/25)  
**Scored 40 or more points:** 41, John Tonje vs. #9 Arizona (11/15/24)  
**Two or more Badgers scored 30 points, same game:** Joe Franklin (31) and Chuck Nagle (30) vs. Purdue (3/2/68) — only other time this happened in school history was Jack Brens (31) and Ken Siebel (31) vs. Utah (12/28/62)  
**Two or more Badgers scored 20 points, same game:** John Tonje (31) and Steven Crowl (20) vs. Illinois (2/18/25)  
**Three or more Badgers scored 20 points, same game:** Jon Leuer (24), Josh Gasser (21), Jordan Taylor (20), vs. PVAMU (11/14/10)  
**Scored 20 points in one half:** John Tonje 21 points 2H vs. Illinois (2/18/25)  
**Scored 20 points/two straight games:** John Tonje (22 at Iowa, 2/8/25; 32 at No. 7 Purdue, 2/15/25; 31 vs. Illinois, 2/18/25; 22 vs. Oregon, 2/22/25)  
**Scored 20 points/three straight games:** John Tonje (22 at Iowa, 2/8/25; 32 at No. 7 Purdue, 2/15/25; 31 vs. Illinois 2/18/25; 22 vs. Oregon, 2/22/25)  
**Scored 20 points/four straight games:** John Tonje (22 at Iowa, 2/8/25; 32 at No. 7 Purdue, 2/15/25; 31 vs. Illinois 2/18/25; 22 vs. Oregon, 2/22/25)  
**Scored 20 points/five straight games:** Johnny Davis (26 vs. Iowa, 1/6/22; 37 at #3 Purdue, 1/3/22; 20 vs. Illinois State, 12/29/21; 24 at #21 Ohio State, 12/11/21; 23 vs. Indiana, 12/8/21)  
**Scored 30 points/two straight games:** John Tonje (32 at No. 7 Purdue, 2/15/25; 31 vs. Illinois, 2/18/25)  
**No Badger scored in double figures:** vs. Marquette (12/8/12)  
**One Badger scored in double figures:** 14, Connor Essegian at Indiana (1/14/23)  
**Four players scored in double figures:** Nolan Winter (12), John Tonje (32), Max Klesmit (17), Jack Janicki (11), and John Blackwell (11) at No. 7 Purdue (2/15/25)  
**Five players scored in double figures:** Nolan Winter (12), John Tonje (32), Max Klesmit (17), Jack Janicki (11), and John Blackwell (11) at No. 7 Purdue (2/15/25)  
**Six players scored in double figures:** Reuvers (19), Davison (15), Ford (12), King (12), Trice (11) and Pritzl (10) vs. Green Bay (11/21/19)  
**UW Scored 70 or more points:** 73, vs. Oregon (2/22/25)  
**UW Scored 80 or more points:** 95, vs. Illinois (2/18/25)  
**UW Scored 90 or more points:** 95, vs. Illinois (2/18/25)  
**UW Scored 100 or more points:** 116, vs. Iowa (1/3/25)

## Field Goal Shooting

**Shot 90 percent or better (min. 10 att.):** .900 (9-10), Carlton McGee vs. Michigan (2/26/92)  
**UW shot 50 percent or better:** .523 (34-65), vs. Illinois (2/18/25)  
**UW shot 60 percent or better:** .615 (32-52), at No. 7 Purdue (2/15/25)  
**UW shot 70 percent or better:** .744, vs. Army (12/30/79)  
**UW made 30 or more field goals:** 30, vs. Oregon (2/22/25)  
**UW made 40 or more field goals:** 40, vs. Iowa (1/3/25)  
**UW made 50 or more field goals:** Has not happened  
**UW attempted 60 or more field goals:** 65, vs. Oregon (2/22/25)  
**UW attempted 70 or more field goals:** 70, vs. Appalachian State (11/10/24)  
**UW attempted 80 or more field goals:** 83, vs. Northwestern (1/28/95)  
**UW attempted 100 or more field goals:** 102, vs. South Dakota (12/9/72)

## 3-Point Field Goal Shooting

**Made 5 or more 3-point field goals:** John Tonje (5-11 3FG) at Northwestern (2/1/25)  
**UW shot 40 percent or better (min. 8 att.):** .417 (10-24) vs. Illinois (2/18/25)  
**UW shot 50 percent or better (min. 8 att.):** .500 (15-30) at UCLA (1/21/25)  
**UW shot 60 percent or better (min. 8 att.):** .677 (21-31) vs. Iowa (1/3/25)  
**UW shot 70 percent or better (min. 8 att.):** .727, at Indiana (2/25/10)  
**UW shot 80 percent or better (min. 8 att.):** .889, vs. North Dakota St. (12/10/86)  
**UW shot 90 percent or better (min. 8 att.):** .900, at Illinois (1/25/97)  
**UW made 10 or more 3-point field goals:** 10, vs. Illinois (2/18/25)  
**UW made 15 or more 3-point field goals:** 17, vs. Nebraska (1/26/25)  
**UW attempted 30 or more 3-point field goals:** 30, at No. 7 Purdue (2/15/25)  
**UW attempted 40 or more 3-point field goals:** 40, vs. Temple (12/3/01)

## Double-Double / Triple-Double

**Triple-double:** Ethan Happ (13 pts, 12 reb, 11 ast) vs. Northwestern (1/26/19)  
**Double-double (Pts/Reb):** Steven Crowl (18 pts, 10 reb) at Rutgers (1/6/25)  
**Double-double (Pts/Ast):** Ethan Happ (10 pts, 11 reb, 12 ast) vs. Coppin St. (11/6/18)  
**Double-double (Ast/Reb):** Ethan Happ (10 pts, 11 reb, 12 ast) vs. Coppin St. (11/6/18)  
**Double-double in consecutive games:** Tyler Wahl vs. Iowa (2/22), at Michigan (2/26/23)  
**Two with double-double:** Storr (14p, 12r) and Crowl (16p, 10r) vs. Ohio St (2/13/24)

## Free Throw Shooting

**Perfect at the FT line (min. 10 att.):** 10-10, John Tonje vs. Ohio State (1/14/25)  
**UW shot 80 percent or better (min. 12 att.):** .824 (14-17), at Iowa (2/8/25)  
**UW shot 90 percent or better (min. 12 att.):** .926 (25-27), vs. Butler (12/14/24)  
**UW shot 100 percent (min. 12 att.):** 16-16, vs. Holy Cross (11/4/24)  
**UW made 20 or more free throws:** 25, vs. Ohio State (1/14/25)  
**UW made 30 or more free throws:** 41, vs. #9 Arizona (11/15/24)  
**UW made 40 or more free throws:** 41 vs. #9 Arizona (11/15/24)  
**UW attempted 30 or more free throws:** 32, vs. UTRGV (11/18/24)  
**UW attempted 40 or more free throws:** 47, vs. #9 Arizona (11/15/24)  
**UW attempted 50 or more free throws:** 50, at Indiana (2/12/62)  
**UW attempted 60 or more free throws:** 61, at Michigan (2/21/53)

## Rebounds

**Had 10+ rebounds:** 10, Steven Crowl at Rutgers (1/6/25)  
**Had 15+ rebounds:** 15, Johnny Davis vs. Minnesota (1/30/22)  
**Had 20+ rebounds:** 25, Joe Chernelich vs. St. Mary's (12/2/76)  
**Had 30+ rebounds:** 30, Paul Morrow vs. Purdue (1/3/53)  
**Had 10+ reb. in consecutive games:** Tyler Wahl, Two Straight (2/22/23, 2/26/23)  
**UW had 40+ rebounds:** 40, vs. Oregon (2/22/25)  
**UW had 50+ rebounds:** 50, vs. Detroit Mercy (12/22/24)

## Assists

**Had 10 or more assists:** 11, Ethan Happ vs. Northwestern (1/26/19)  
**Had 15 or more assists:** Has not happened  
**UW had 20 or more assists:** 26, vs. Iowa (1/3/25)  
**UW had 30 or more assists:** 30, vs. Iowa (3/9/94)

## Blocked Shots

**Had 5 or more blocked shots:** 9 Nate Reuvers vs. Eastern Illinois (11/8/19)  
**Had 10 or more blocked shots:** Has not happened  
**UW had 10 or more blocked shots:** 10 vs. Eastern Illinois (11/25/20)  
**UW had 15 or more blocked shots:** Has not happened

## Steals

**Had 5 or more steals:** 5, Max Klesmit vs. Appalachian State (11/10/24)  
**Had 10 or more steals:** 10, Mike Kelley vs. Texas (12/7/99)  
**UW had 10 or more steals:** 12, vs. Illinois (2/18/25)  
**UW had 15 or more steals:** 16, vs. California (12/2/12)

## Turnovers

**UW had 1 or fewer turnovers:** 1, vs. Iowa (1/20/15)  
**UW had 5 or fewer turnovers:** 3, vs. Butler (12/14/24)  
**UW had 0 turnovers in a half:** 0 in 2H, at No. 7 Purdue (2/15/25)  
**Opponent committed 15 or more turnovers:** 15, vs. Minnesota (1/10/25)  
**Opponent committed 20 or more turnovers:** 21, Robert Morris (11/17/23)

## Overtime

**Won a game in overtime:** 76-75, vs. Purdue (3/16/24)  
**Lost a game in overtime:** 73-77, vs. Oregon (2/22/25)  
**Played a 2-overtime game:** win vs. Indiana (80-73), 1/7/21  
**Played a 3-overtime game:** loss vs. Indiana (85-86), 2/16/87  
**Played in consecutive OT games:** at Penn State (2/8/23) and at Nebraska (2/11/23)

## Miscellaneous

**Hit a buzzer beater:** vs. Purdue, 3/16/24 (Chucky Hepburn scores layup, UW 66-66)  
**Won after trailing by at least 10 pts in second half:** 10 vs. SMU, 12/22/23 (down 40-30, 13:00 remaining - won 69-61)  
**Won after trailing by at least 15 pts in second half:** 17 vs. Indiana, 12/8/21 (down 42-25, 19:43 remaining - won 64-59)  
**UW scored 10 straight points or more:** 14-0 (7:09 1H) vs. Oregon (2/22/25)  
**UW scored 15 straight points or more:** 24-0 (10:45 - 2:44 1H) vs. App State (11/10/24)  
**UW held opp. scoreless 5:00+ min:** 5:03 (11:15 1H - 6:12 1H) vs. Oregon (2/22/25)  
**UW held opp. scoreless for 8:00+ min:** 8:42 (7:42 1H - 19:18 2H) vs. Michigan (12/3/24)