WISCONSIN BASKETBALL

27 NCAA TOURNAMENT APPEARANCES | 4 FINAL FOURS | 23 BIG TEN CHAMPIONSHIPS | 22 CONSENSUS ALL-AMERICANS

#11 WISCONSIN BADGERS	VS.	ILLINOIS FIGHTING ILLINI
20-5, 10-4 BIG TEN		17-9, 9-7 BIG TEN
Head Coach: Greg Gard **Record at WIS:** 206-112 (10th season) **Overall Record:** Same **Gard vs. ILL:** 7-9		**Head Coach:** Brad Underwood **Record at ILL:** 160-97 (8th season) **Overall Record:** 269-124 (12th season) **Underwood vs. WIS:** 9-4

TUESDAY, FEB. 18 | 7:30 P.M. (CT) | FS1 | MADISON, WIS. | KOHL CENTER

STREAKING BADGERS HOST ILLINOIS ON TUESDAY

- Winners of 4 straight and 12 of the last 14, #11 Wisconsin opens a 3-game homestand Tuesday against Illinois. Tip-off is set for 7:30 p.m. (CT) on FS1.
- Up next, the Badgers host Oregon in the first-ever Big Ten matchup on Feb. 22.

Since Jan. 21, John Tonje is averaging 24.2 ppg, the 2nd-highest scoring average in the nation. He has also hit 29 3FGs over that span, 8th-most in the NCAA.

FAST BREAK FACTS

- **TEN SPOT:** The Badgers have now won 10 Big Ten games in 21 of the last 24 seasons, more than any other school. UW has also now won 20+ games in 7 of 9 full seasons under Greg Gard. (pg 9)
- **TOP-10 TAKEDOWN:** Wisconsin's 94-84 win at No. 7 Purdue on Saturday was the team's 14th win over an AP top-10 team under Greg Gard, including 5 on the road. (pg 3 and 10)
- **TRENDING UP:** Wisconsin sits at No. 11 in the AP poll, 9th in KenPom and 12th in the NET.
  - The Badgers are 13-5 in Quad 1/2 games with 6 Quad 1 wins and zero losses outside of Quad 1. UW is 1 of 5 schools with 13+ Q1/2 wins (pg 4)
  - At 20-5, this matches the 2nd-best start under **Greg Gard**, trailing only 2016-17 (21-4).
- **OFFENSIVELY ELITE:** Wisconsin has put together one of the nation's most prolific offenses (pg 4):
  - **6th - KenPom Off Effic.** - highest since 2014-15
  - **81.5 ppg** - UW's most since 1970-71, 26th NCAA
  - **39.1% FG Pct** - leads B1G in conference play
  - **11.4 3FGs/gm** - leads B1G in conference play
  - **17.2 FTs/gm** - UW's most since '70-71, 16th NCAA
  - **83.7% FT pct** - NCAA record pace
  - Wisconsin has reached 80 points in 14 of 25 games, most since 1970-71 (15 times).
- **HOT SHOTS:** Wisconsin leads the Big Ten in both 3FG Pct. (39.1%) and 3FGs per game (11.4) during conference play. (pg 4)
  - UW also leads the nation and is on pace to set the NCAA record, shooting 83.7% at the FT line. It ranks 16th in the NCAA at 17.2 FTs/gm. (pg 7)
- **DEFENSE STILL WINS:** Dating back to last season, Wisconsin is 30-1 in games when holding foes to 70 or fewer points (14-1 this year).
  - During conference play, the Badgers rank 4th in the B1G in scoring defense (70.9 ppg) and 2nd in FG% def. (42.0%).
- **GARD AMONG GREATS:** With a career 114-74 (60.6%) Big Ten record, coach **Greg Gard** owns the 7th-best win percentage among B1G coaches of the last 45 years (min. 100 wins). (pg 6 & 12)
- **TONJE TAKEOVER:** This week's Naismith National Player of the Week and a midseason candidate for National Player of the Year, **John Tonje** is playing at an All-American level, ranking 4th in the Big Ten with 19.2 ppg and 4.9 rpg. (pg 5)
  - Tonje is 1 of just 2 major conf. players averaging at least 19.0 ppg and shooting 40.0% on 3FGs.
  - Tonje is shooting 42.9% from 3-point range (2nd in B1G) and averaging 2.8 triples per game during conference play (2nd in B1G).
- **BLACKWELL, GROUNDSWELL:** Sophomore **John Blackwell** is enjoying a breakout season, averaging 15.2 ppg and 4.7 rpg, including a trio of games scoring at least 28 points. (pg 7)
- **WINTER IS COMING:** Soph. **Nolan Winter** has made 1 of the biggest jumps in the Big Ten averaging 10.0 ppg, 5.6 rpg and shooting a team-high 57.8% FGs, including 39.1% from deep. (pg 7)

POTENTIAL STARTING FIVE

GUARD
25 John Blackwell
15.2 PPG, 4.7 RPG, 2.2 APG
- Shooting 38.1% 3FGs during B1G play

GUARD
11 Max Klesmit
10.4 PPG, 2.5 RPG, 3.0 APG
- 73 asts, 28 TOs (2.6 ratio); shooting 84.5% on FTs



GUARD
9 John Tonje
19.2 PPG, 4.9 RPG, 1.9 APG
- 42.9% 3FGs in B1G play; 91.6% FT (152-166) overall

FORWARD
31 Nolan Winter
10.0 PPG, 5.6 RPG, 1.0 APG
- Shooting 57.8% (fg), 39.1% (3FGs), 76.9% (FTs)

FORWARD
22 Steven Crowl
9.0 PPG, 5.6 RPG, 2.4 APG
- 53.1% FG; Double-digit scoring in 8 of last 14 gms

2024-25 SCHEDULE

Nov. 4	**HOLY CROSS**	W, 85-61
Nov. 7	**MONTANA STATE**	W, 79-67
Nov. 10	**APPALACHIAN STATE**	W, 87-56
Nov. 15	**ARIZONA** [#9]	W, 103-88
Nov. 18	**UT RIO GRANDE VALLEY**	W, 87-84
GREENBRIER TIP-OFF (White Sulphur Springs, WV)		
Nov. 22	vs. UCF [RV]	W, 86-70
Nov. 24	vs. Pitt [RV]	W, 81-75
Nov. 30	**CHICAGO STATE**	W, 74-53
Dec. 3	**MICHIGAN** [RV]	L, 64-67
Dec. 7	at Marquette [#5]	L, 74-88
Dec. 10	at Illinois [RV]	L, 80-86
Dec. 14	vs. Butler (Gainbridge, Indy)	W, 83-74
Dec. 22	**DETROIT MERCY**	W, 76-53
Jan. 3	**IOWA**	W, 116-85
Jan. 6	at Rutgers	W, 75-63
Jan. 10	**MINNESOTA**	W, 80-59
Jan. 14	**OHIO STATE**	W, 70-68
Jan. 18	at USC	W, 84-69
Jan. 21	at UCLA	L, 83-85
Jan. 26	**NEBRASKA**	W, 83-55
Jan. 29	at Maryland	L, 68-76
Feb. 1	at Northwestern	W, 75-69
Feb. 4	**INDIANA**	W, 76-64
Feb. 8	at Iowa	W, 74-63
Feb. 15	at Purdue [#7]	W, 94-84
Feb. 18	**ILLINOIS**	7:30 PM
Feb. 22	**OREGON**	11 AM
Feb. 25	**WASHINGTON**	8 PM
March 2	at Michigan State [#14]	12:30 PM
March 5	at Minnesota	7:30 PM
March 8	**PENN STATE**	Noon

BIG TEN TOURNAMENT (Indianapolis, Ind.)

March 12-16 at Gainbridge Fieldhouse

Home games in **BOLD CAPS**

FOLLOW THE #BADGERS

TV: FS1

Play-by-Play:	Brandon Gaudin
Analyst:	LaPhonso Ellis

RADIO: BADGER SPORTS NETWORK

Varsity Network App | SiriusXM channel 85 or 390

Play-by-Play:	Matt Lepay
Analyst:	Brian Butch

SOCIAL MEDIA: #ONWISCONSIN

X/Twitter:	@BadgerMBB
Instagram:	@BadgerMBB
Facebook:	/WisconsinMensBasketball

BASKETBALL COMMUNICATIONS

GENERAL INFORMATION

- 1440 Monroe Street, Madison, WI 53711
- www.UWBadgers.com

AJ HARRISON
ASSISTANT DIRECTOR OF BRAND COMMUNICATIONS

Phone: (608) 279-8641
Email: AH3@athletics.wisc.edu
X/Twitter: @ajharrison1

PATRICK HERB
ASST. ATHLETIC DIRECTOR, STRATEGIC COMMUNICATIONS

Phone: (608) 957-2085
Email: PAH@athletics.wisc.edu
X/Twitter: @PatrickHerb

MEDIA RESOURCES

CREDENTIAL APPLICATIONS

- www.sportssystems.com/Wisconsin

BIG TEN MEDIA EMAIL LIST

- office.bigten.org/media

WISCONSIN BASKETBALL RECORD BOOK

- www.go.wisc.edu/MBBRecordBook

WIRELESS INTERNET ACCESS (CAMP RANDALL)

- BadgerWiFi (connect and register with email address)

LIVE STATS - STATBROADCAST (KOHL CENTER)

- Wisconsin.StatBroadcast.com

OFFICIAL SOCIAL MEDIA CHANNELS

- Twitter: @BadgerMBB
- Instagram: @BadgerMBB
- Facebook: /WisconsinMensBasketball
- YouTube: /WisconsinBadgers

RADIO

- Badger Radio Network

MATT LEPAY

The Voice of the Badgers (PxP)
Address: P.O. Box 99
Madison, WI 53701
Phone: 608-274-5450

Credentials: 2024-25 Wisconsin men's basketball season/game credentials must be requested online: www.sportssystems.com/Wisconsin

For more info/questions, contact **AJ Harrison** with questions (608-279-8641). Approved credentials will be either mailed or made available at the Brand Communications Office or with the parking attendant (white vehicle) at the entrance to Lot 46 on Frances Street, one block north of the Kohl Center

Sports Reference: Select statistical support provided by Sports Reference's Stathead.

GUARD
2 Jack Robison
Freshman
Lakeville, Minn.

GUARD
3 Camren Hunter
Junior
Bryant, Ark.

GUARD
4 Kamari McGee
Senior, 6-0, 180
Racine, Wis.



GUARD
5 Daniel Freitag
Freshman
Bloomington, Minn.

FORWARD
7 Carter Gilmore
Senior, 6-4, 200
Hartland, Wis.



GUARD
9 John Tonje
Grad Student, 6-4, 215
North Omaha, Neb.

GUARD
11 Max Klesmit
Senior, 6-4, 200
Neenah, Wis.

FORWARD
13 Xavier Amos
Junior
Chicago, Ill.

GUARD
14 Aidan Konop
Freshman
Sussex, Wis.

GUARD
15 Isaac Gard
Junior, 6-2, 165
Oregon, Wis.

FORWARD
18 Riccardo Greppi
Freshman
Italy

FORWARD
21 Chris Hodges
Junior, 6-9, 250
Schaumburg, Ill.

FORWARD
22 Steven Crowl
Grad Student, 7-0, 247
Eagan, Minn.

GUARD
25 John Blackwell
Sophomore, 6-4, 203
Bloomfield Hills, Mich.

FORWARD
31 Nolan Winter
Sophomore, 7-0, 220
Lakeville, Minn.

GUARD
33 Jack Janicki
R-Freshman, 6-5, 190
White Bear Lake, Minn.

FORWARD
35 Markus Ilver
Senior, 6-9, 225
Tallinn, Estonia

HEAD COACH
Greg Gard
10th season at Wisconsin

ASSOC. HEAD COACH
Joe Krabbenhoft
9th season at Wisconsin

ASSISTANT COACH
Sharif Chambliss
4th season at Wisconsin

ASSISTANT COACH
Lance Randall
1st season at Wisconsin

SPECIAL AST TO HEAD COACH
Kirk Penney
2nd season at Wisconsin

DIR PLAYER DEVELOPMENT
Greg Stiemsma
1st season at Wisconsin

STRENGTH COACH
Jim Snider
20th season at Wisconsin

ATHLETIC TRAINER
Brent Neuharth
6th season at Wisconsin

#NAME	POS	HT	WT	YR/ELIG	HOMETOWN (HS/LAST SCHOOL)	PRONUNCIATION
2 Jack Robison	F	6-5	190	Fr. / Fr.	Lakeville, Minn. (Lakeville North)	RAH-buh-son
3 Camren Hunter	G	6-2	222	4th / Jr.	Bryant, Ark. (Bryant/Central Arkansas)	
4 Kamari McGee	G	6-0	181	4th / Sr.	Racine, Wis. (Racine St. Catherine's)	cuh-MAR-ee
5 Daniel Freitag	G	6-2	181	Fr. / Fr.	Bloomington, Minn. (Breck)	FREE-tag
7 Carter Gilmore	F	6-7	225	5th / Sr.	Hartland, Wis. (Arrowhead)	
9 John Tonje	G	6-5	218	Gr. / Gr.	N. Omaha, Neb. (Omaha Central/Missouri)	TAHN-jay
11 Max Klesmit	G	6-4	204	5th / Sr.	Neenah, Wis. (Neenah)	KLEZ-mitt
13 Xavier Amos	F	6-7	216	Jr. / Jr.	Chicago, Ill. (Whitney Young/NIU)	EX-zavier A-miss
14 Aidan Konop	G	6-2	195	Fr. / Fr.	Sussex, Wis. (Sussex Hamilton)	cuh-NOP
15 Isaac Gard	G	6-3	170	3rd / Jr.	Oregon, Wis. (Oregon)	
18 Riccardo Greppi	F	6-10	255	Fr. / Fr.	Lecco, Italy (Verona, Italy)	
21 Chris Hodges	F	6-9	257	4th / Jr.	Schaumburg, Ill. (Schaumburg)	
22 Steven Crowl	F	7-0	248	5th / Sr.	Eagan, Minn. (Eastview)	(rhymes with growl)
25 John Blackwell	G	6-4	203	2nd / So.	Bloomfield Hills, Mich. (Brother Rice)	
31 Nolan Winter	F	7-0	235	2nd / So.	Lakeville, Minn. (Lakeville North)	
33 Jack Janicki	G	6-5	198	2nd / R-Fr.	White Bear Lake, Minn. (White Bear Lake)	juh-NICK-EE
35 Markus Ilver	F	6-9	232	4th / Sr.	Tallinn, Estonia (Western Reserve Academy)	ILL-ver

WISCONSIN'S LAST TIME OUT

#16 WISCONSIN 94, #7 PURDUE 84
Feb. 15, 2025 | West Lafayette, Ind. | Mackey Arena

- Wisconsin tallied its second top-10 win of the season in a 94-84 victory at Purdue. Trailing 50-47 early in the 2nd half, the Badgers ripped off an 11-0 run and never trailed again. UW would score 58 second-half points and score on its final 12 possessions of the game.
- The Badgers posted their largest win over Purdue since the 2015 Big Ten Tourney (71-51) and became the first team to beat Purdue by double digits at Mackey Arena since 2021.
  - UW's 94 points were the second-most it has ever scored against the Boilermakers and the most on the road against Purdue.
  - UW won for just the 6th time in Mackey Arena, but 5 of those have come since 2005. Wisconsin became the first team to beat Purdue by double digits at Mackey since Jan. 22, 2021 (Michigan).
- Wisconsin shot 61.5%, including 20-for-22 from 2-point range, and finished with a staggering 1.54 points per possession. UW also went 12-for-30 (40.0%) from 3-point range.
  - Wisconsin's 61.5% shooting is its best mark in a road game since at least 1993-94.
  - UW is the only Div. 1 team to shoot 60% from the field and commit 3 or fewer turnovers in a road game since at least 2010-11.
  - UW turned it over just 3 times (0 in 2nd half).
- **John Tonje** was brilliant, scoring a game-high 32 points (4-9 3FGs, 8-9 FTs), including 22 in the second half. Tonje's 32 points are the 3rd-most by a UW player against Purdue. Tonje is the nation's only player with 2 games of 30+ points against AP Top-10 teams.
- Freshman **Jack Janicki** scored a career 11 points (3-4 3FGs). He had scored just 10 points combined in Wisconsin's previous 8 contests.
- **Max Klesmit** finished with 17 points and 6 assists. **Nolan Winter** taliled 12 points and 5 rebounds while **John Blackwell** added 11 points.

SERIES VS. ILLINOIS

Tuesday's game will mark the 209th all-time meeting between Wisconsin and Illinois in a series that began in 1906.

- The Illini lead the all-time series, 118-90, and have won each of the last 9 meetings.
- Prior to this current 9-game win streak from Illinois, the Badgers had won 15 straight in the series from 2011 to 2019.
  - Wisconsin's 15 consecutive wins over Illinois marked the longest all-time win streak of any team against the Illini.
- The Illini are averaging 78.9 ppg during their 9-game win streak. In UW's preceding 15-game win streak, Illinois averaged just 58.7 ppg.
- The Badgers have held Illinois to 60 points or fewer in 7 of their last 8 wins in the series.
- Wisconsin is 59-43 all-time at home against Illinois, including a mark of 15-8 at the Kohl Center, but Illinois has won 4 straight in Madison.
- **Max Klesmit** has scored double figures in all 5 of his career meetings with Illinois, averaging 13.6 points shooting 52.4% FG (12-25 3FG).
  - Klesmit's 48.0% clip from distance against Illinois is the highest for a Badger against the Illini since 2004-05 (min. 20 att.).

HISTORY VS. ILLINOIS

- Overall: ILL leads, 118-90
- In Madison: UW leads, 59-43
- At Kohl Center: UW leads, 15-8
- Gard vs. ILL: UW trails, 7-9
- Active Streak: ILL won last 9
- Overtime: ILL leads, 5-0

LAST 25 MEETINGS (UW LEADS 15-10)

Date	Rank	Result	Score	Location
1/2/11	--/--	L	61-69	Champaign
1/15/11	20/16	W	76-66	Madison
1/22/12	--/22	W	67-63	Champaign
3/4/12	14/--	W	70-56	Madison
1/12/13	--/12	W	74-51	Madison
2/3/13	--/--	W	74-68	Champaign
1/8/14	4/23	W	95-70	Madison
2/4/14	--/--	W	75-63	Champaign
2/15/15	5/--	W	68-49	Madison
1/31/16	--/--	W	63-55	Champaign
2/21/16	--/--	W	69-60	Madison
1/31/17	10/--	W	57-43	Champaign
1/19/18	--/--	W	75-50	Madison
2/8/18	--/--	W	78-69	Champaign
1/23/19	--/--	W	72-60	Champaign
2/18/19	22/--	W	64-58	Madison
1/8/20	--/--	L	70-71	Madison
2/6/21	19/12	L	60-75	Champaign
2/27/21	23/5	L	69-74	Madison
2/2/22	11/18	L	67-80	Champaign
1/7/23	14/--	L	69-79	Champaign
1/28/23	--/--	L	51-61	Madison
3/2/24	--/13	L	83-91	Madison
3/17/24	--/13	L	87-93	Minneapolis
12/10/24	20/--	L	80-86	Champaign

SUPERLATIVES

Most UW points:	UW 103-101 win, 2/19/62
Fewest ILL points:	UW win, 53-41, 3/10/07*
Largest UW victory:	34, 47-13, 2/1/1907
Most indiv. points:	33, Tracy Webster (2/20/92)

** shot clock era (since 1985-86)*

LAST GAME VS. ILLINOIS

ILLINOIS 86, #20 WISCONSIN 80
Dec. 10, 2024 | Assembly Hall | Champaign, Ill.

- In this season's first meeting, Wisconsin suffered an 86-80 loss at Illinois in early December.
- The Badgers shot 44.4% from the field (28-63 FG), including 10 triples, but turned the ball over 12 times and were out-rebounded by the Illini by a 40-to-29 margin.
- UW, which entered the game leading the NCAA in free throw percentage, went an uncharacteristic 14-for-21 at the line.
- The Badgers held Illinois to 42.2% shooting and 10-for-33 from behind the arc, but the Illini went 22-for-25 from the stripe.
- **Nolan Winter** led the Badgers with 15 points, matching his then-career high, plus 7 rebounds.
- **John Tonje** finished with 14 points, plus 4 rebounds and 3 assists.
- **Max Klesmit** scored 13 points, while distributing a team-high 4 assists and grabbing 1 steal. **John Blackwell** rounded out double-digit scorers for Wisconsin, finishing with 10 points (4-for-6 FG), but dealt with foul trouble throughout the game and fouled out.
- **Carter Gilmore** scored a then-season high 7 points (3-5 FG, 1-2 3FG), plus 4 rebounds.

Official Basketball Box Score - Final
Wisconsin at Illinois
12/10/24 State Farm Center, Champaign, Ill.
2024-25 Men's Basketball

Game Time: 8:00 PM
Game Duration: 2:05
Attendance: 15,544

Officials: Jeffrey Anderson, Brian Dorsey, Rob Riley Sr.

Wisconsin - 80 **Record: 8-3 (0-2)**

NO.	Name		Min	FG M-A	3P M-A	FT M-A	Rebounds OR	DR	TOT	Fouls PF	FD	TP	AS	TO	ST	Blocks BS	BA	+/-
22	Steven Crowl	F	18:43	3-9	1-4	2-2	0	0	0	3	4	9	1	0	1	0	0	-12
31	Nolan Winter	F	28:44	5-11	2-7	3-3	3	4	7	0	4	15	1	1	2	0	0	-4
9	John Tonje	G	32:30	5-15	2-7	2-2	1	3	4	2	1	14	3	4	0	0	2	-12
11	Max Klesmit	G	28:34	4-10	2-5	3-6	0	1	1	3	5	13	4	3	1	0	0	-2
25	John Blackwell	G	22:16	4-6	0-1	2-4	2	3	5	5	2	10	0	2	0	0	0	7
7	Carter Gilmore		19:56	3-5	1-2	0-0	1	3	4	5	1	7	0	1	0	0	0	3
4	Kamari McGee		20:38	2-4	0-0	0-2	2	0	2	2	2	4	3	0	1	0	0	-10
13	Xavier Amos		11:22	1-2	1-2	2-2	0	2	2	0	2	5	0	0	0	1	0	-1
33	Jack Janicki		17:17	1-1	1-1	0-0	0	2	2	1	1	3	3	0	0	1	0	1
Team							2	0	2			0		1				
Totals				28-63	10-29	14-21	11	18	29	21	22	80	15	12	5	2	2	-6

Shooting By Period		
1st FG%	14-28	50.0%
3PT%	5-14	35.7%
FT%	2-2	100%
2nd FG%	14-35	40.0%
3PT%	5-15	33.3%
FT%	12-19	63.2%
GM FG%	28-63	44.4%
3PT%	10-29	34.5%
FT%	14-21	66.7%

Dead Ball Rebounds: 5, 2

Technical Fouls::NONE

Illinois - 86 **Record: 7-2 (1-1)**

NO.	Name		Min	FG M-A	3P M-A	FT M-A	Rebounds OR	DR	TOT	Fouls PF	FD	TP	AS	TO	ST	Blocks BS	BA	+/-
3	Ben Humrichous	F	26:04	1-5	1-5	1-2	0	1	1	4	1	4	1	0	0	0	0	2
13	Tomislav Ivisic	C	30:09	4-12	1-5	0-0	3	8	11	4	2	9	0	0	0	1	0	2
4	Kylan Boswell	G	33:06	5-11	2-6	7-7	2	2	4	3	5	19	6	3	2	0	0	4
22	Tre White	G	28:52	6-8	2-3	9-10	4	4	8	3	6	23	1	4	0	1	0	5
32	Kasparas Jakucionis	G	37:02	8-15	4-8	4-4	2	4	6	2	3	24	5	4	1	0	1	7
2	Dra Gibbs-Lawhorn		12:19	1-4	0-2	0-0	0	1	1	1	1	2	0	0	0	0	0	-3
7	Will Riley		14:55	2-4	0-2	1-2	1	1	2	1	1	5	0	2	0	0	0	7
15	Jake Davis		04:46	0-2	0-2	0-0	1	0	1	2	0	0	1	0	0	0	0	1
21	Morez Johnson Jr.		12:47	0-3	0-0	0-0	2	2	4	2	2	0	1	0	0	0	1	5
Team							0	2	2			0		0				
Totals				27-64	10-33	22-25	15	25	40	22	21	86	15	13	3	2	2	6

Shooting By Period		
1st FG%	14-35	40.0%
3PT%	6-20	30.0%
FT%	5-5	100%
2nd FG%	13-29	44.8%
3PT%	4-13	30.8%
FT%	17-20	85%
GM FG%	27-64	42.2%
3PT%	10-33	30.3%
FT%	22-25	88.0%

Dead Ball Rebounds: 5, 1

Technical Fouls::NONE

	WIS	ILL
Biggest lead	5 (1st 10:17)	10 (2nd 12:51)
Best Scoring Run	7(1st 11:11)	9(1st 16:33)
Lead Changes	5	
Times Tied	5	
Time with Lead	09:06	29:11

Points from	WIS	ILL
Turnovers	10	14
Paint	34	32
Second Chance	12	16
Fast Breaks	2	4
Bench	19	7

Period by Period Scoring	1st	2nd	TOT
WIS	35	45	80
ILL	39	47	86

CHARTING THE BADGERS

CAREER GAMES PLAYED

	Games	Starts	Cons. Starts
John Tonje	155	75	25
UW total	25	25	25
Max Klesmit	143	126	9
UW total	93	93	9
Steven Crowl	141	129	129
Carter Gilmore	124	3	0
Kamari McGee	111	25	0
UW total	81	1	0
Markus Ilver	66	0	0
Camren Hunter	65	60	0
UW total	5	0	0
Nolan Winter	61	25	25
John Blackwell	59	25	25
Xavier Amos	57	26	0
UW total	24	0	0
Chris Hodges	36	0	0
Jack Janicki	25	0	0
Isaac Gard	20	0	0
Jack Robison	11	0	0
Daniel Freitag	10	0	0
Riccardo Greppi	6	0	0
Aidan Konop	3	0	0

DOUBLE-DIGIT POINTS

	Career	'24-25	Cons.
Max Klesmit	75 (46-29)	11 (9-2)	1
UW total	43 (26-17)	11 (9-2)	1
John Tonje	72 (52-20)	23 (18-5)	7
UW total	23 (18-5)	23 (18-5)	7
Steven Crowl	63 (48-15)	9 (7-2)	0
Camren Hunter	50 (18-32)	0 (0-0)	0
UW total	0 (0-0)	0 (0-0)	0
John Blackwell	34 (24-10)	20 (15-5)	1
Kamari McGee	24 (10-14)	7 (7-0)	0
UW total	8 (8-0)	7 (7-0)	0
Xavier Amos	17 (6-11)	1 (1-0)	0
UW total	1 (1-0)	1 (1-0)	0
Nolan Winter	13 (12-1)	13 (12-1)	1
Carter Gilmore	2 (2-0)	2 (2-0)	0
Jack Janicki	1 (1-0)	1 (1-0)	1

20-POINT SCORING GAMES

	Career	'24-25	Cons.
John Tonje	19 (16-3)	10 (8-2)	2
UW total	10 (8-2)	10 (8-2)	2
Camren Hunter	13 (7-6)	0 (0-0)	0
Max Klesmit	12 (8-4)	2 (1-1)	0
UW total	5 (4-1)	2 (1-1)	0
Xavier Amos	8 (2-6)	0 (0-0)	0
Steven Crowl	8 (6-2)	0 (0-0)	0
Kamari McGee	5 (0-5)	0 (0-0)	0
John Blackwell	5 (4-1)	5 (4-1)	0
Nolan Winter	1 (1-0)	1 (1-0)	0

30-POINT SCORING GAMES

	Career	'24-25	Cons.
John Tonje	4 (4-0)	3 (3-0)	1
UW total	3 (3-0)	3 (3-0)	1
John Blackwell	2 (2-0	2 (2-0)	0
Steven Crowl	1 (1-0)	0 (0-0)	0
Camren Hunter	1 (1-0)	0 (0-0)	0

DOUBLE-DIGIT REBOUNDS

	Career	'24-25	Cons.
Steven Crowl	18 (11-7)	2 (1-1)	0
Camren Hunter	5 (3-2)	0 (0-0)	0
Xavier Amos	3 (2-1)	0 (0-0)	0
UW total	0 (0-0)	0 (0-0)	0
Nolan Winter	2 (2-0)	2 (2-0)	0
John Tonje	1 (0-1)	0 (0-0)	0
UW total	0 (0-0)	0 (0-0)	0

DOUBLE-DOUBLES

	Career	'24-25	Cons.
Steven Crowl	12 (9-3)	1 (1-0)	0
Camren Hunter	5 (5-0)	0 (0-0)	0
UW total	0 (0-0)	0 (0-0)	0
Nolan Winter	2 (2-0)	2 (2-0)	0
John Tonje	1 (0-1)	0 (0-0)	0
UW total	0 (0-0)	0 (0-0)	0
Xavier Amos	1 (0-1)	0 (0-0)	0
UW total	0 (0-0)	0 (0-0)	0

RESUME BUILDING

Wisconsin is off to an 20-5 start, ranked No. 9 in KenPom and No. 12 in the NET (as of Feb. 17).

- The Badgers' 20-5 record matches the 2nd-best start under Greg Gard and the 5th-best 25-game start in program history.

Best 25-Game Records, Wisconsin History

Record	Season	Record	Season
23-2	2006-07	20-5	1998-99
23-2	2014-15	20-5	2013-14
21-4	2007-08	20-5	2021-22
21-4	2016-17	***20-5***	***2024-25***

- The Badgers are 13-5 against the top 2 quadrants of the NET rankings, including 6 Quad 1 wins and zero losses outside of the Quad 1.
  - UW is 1 of 5 teams with 13+ Quad 1/2 wins:

Most Quad 1/2 Wins, NCAA

Wins	Team	Wins	Team
17	Auburn	***13***	***Wisconsin***
15	Alabama	12	Florida
14	Purdue	12	Houston
14	Texas A&M	12	Iowa State

- Wisconsin is 8-4 away from home, including a mark of 5-4 in true road games. Among Big Ten teams, the Badgers are tied for the most road/neutral wins, joining MICH, MSU and ORE.
  - UW's 5 true road wins trails only Michigan (6) among Big Ten teams.

BUILDING THE BADGERS OFFENSE

"They're leading the country, and could break an NCAA record, at 84% from the line.. they counter your defense in a variety of ways and can beat you with four, five, six different concepts."

- John Fanta, CBB Analyst

- The Wisconsin offensive evolution under Greg Gard has been remarkable. Consider...
- **SCORING:** Wisconsin is averaging 81.5 points per game, which would rank 5th in UW history and the highest since the school-record 86.3 ppg in 1970-71.
  - The Badgers have scored at least 80 points in 14 games this season, the most since posting 15 such games in 1970-71.
  - UW has multiple 100-point games this season for the first time since 1995-96.
- **EFFICIENCY:** Wisconsin ranks 6th in the nation in offensive efficiency per KenPom. UW's mark of 125.5 would rank as the school's 2nd-highest mark in the KenPom era (1997).

Best Adjusted Off. Efficiency, Wisconsin (since 1997)

Season	Adj.O	Rank	Record	Postseason
2014-15	129.0	1st	36-4	National Finals
2024-25	***125.5***	***6th***	***20-5***	***?????***
2010-11	122.3	2nd	25-9	Sweet 16
2013-14	122.0	4th	30-8	Final Four
2023-24	119.2	17th	22-14	NCAA 1st Rd

- **TEMPO:** Wisconsin is averaging 70.3 possessions per game, which would register as its fastest pace in at least 30 years.
- **BALANCE:** Nearly all 5 of UW's starters are all averaging 10.0+ points per game. UW has not had 5 players average double figures since its 2002-03 Big Ten title team.
  - Three different Badgers have scored 25+ pts in a game this season and the Badgers have 5 30-point efforts already:
    Tonje 5x (41-Ariz, 33-Pitt, 32-Pur, 27-Neb, 27-NW)
    Blackwell 3x (32-Iowa, 30-UTRGV, 28-USC)
    Klesmit 1x (26-Montana St)
  - The last time Wisconsin had 3 different players tally 25+ points in a game in the same season was Ethan Happ, Nigel Hayes and Bronson Koenig in the 2016-17 season.
- **3-POINT SHOOTING:** Wisconsin leads the Big Ten in both 3FG Pct (39.1%) and 3FGs per game (11.4) during conference play.
  - UW is on pace to shoot (28.1 3FGA) and make (10.3 3FG) more 3s than ever since the inception of the 3-point line in 1986-87.

Most 3FGs per game, Big Ten History

	3FGs/Gm	Team	Season
1.	10.4	Penn State	2022-23
2.	***10.3***	***Wisconsin***	***2024-25***
3.	10.1	Purdue	2018-19
4.	10.0	Iowa	2024-25

  - UW has made 10 or more 3FGs in 15 games this season, the most in the Big Ten and the most such games in school history.
- **FREE THROW SHOOTING:** Wisconsin leads the NCAA in free throw percentage, 83.7% FT (430-for-514) at the line. That is on pace to break the NCAA record of 83.0% by Villanova in 2020-21. Wisconsin currently holds the Big Ten record, hitting 81.8% in 2010-11.
  - UW is averaging 17.2 FTs per game, which ranks 16th in the NCAA (2nd in the Big Ten) and would be the Badgers' most since 1970-71.
  - UW have ***made*** exactly how many FTs (430) its opponents have ***attempted*** (430).
  - The Badgers have 3 of the Big Ten's top 25 FT shooters (min. 50 FTAs) in **John Tonje** (2nd, 91.6%), **Max Klesmit** (15th, 84.5%) and **John Blackwell** (25th, 79.7%). Each of UW's top 6 scorers are shooting 76%+ (min. 50 FTAs).
  - UW has won 27 straight when making 25+ FTs dating back to 2009-10 (4-0 this season).
  - In its win over #9 Arizona, UW went 41-for-47 (87.2%) at the line, which tied UW's program record - 41 at Illinois, Jan. 1, 1955.
- **SHARING THE ROCK:** Wisconsin is averaging 15.0 assists per game (most since 1993-94).
- **TURNOVERS:** UW continues to take care of the ball. The Badgers average 9.8 turnovers per game, the lowest clip in the Big Ten.
  - With a 1.5 assist-to-turnover ratio, the Badgers are enjoying their 3rd-best ratio in a season, trailing only 2014-15 (1.70) and 2010-11 (1.71).

Wisconsin Offensive Comparison

	2022-23	2023-24	2024-25
KenPom O-Effic.	140th	17th	**6th**
PPG	65.3	74.7	**81.5**
FG Pct.	.414	.461	**.466**
2-Pt FG Pct.	.463	.522	**.560**
3 FG Pct.	.342	.349	**.366**
3FG per game	7.9	7.1	**10.3**
3FGA per game	23.1	20.4	**28.1**
FT Pct.	.691	.755	**.837**
FT per game	9.9	14.7	**17.2**

TONJE'S ON A TEAR

Wisconsin has had 17 First-Team All-Big Ten selection since 2002 (most in the conference) and **John Tonje** is positioning himself to be the latest.

- The Feb. 17 Naismith National Player of the Week, Tonje added to his impressive resume with a standout performance in Wisconsin's road win over #7 Purdue at Mackey Arena on Feb. 15. Tonje scored 32 points, shooting 10-for-15 on FGs, 4-for-9 from deep, and 8-for-9 on FTs.
- Over the last 20 years, only 5 Big Ten players have scored at least 32 points in a road win over a team ranked in the top 10 of the AP Poll.

32+ pts in a Top-10 road win, Big Ten (Last 20 yrs)

Pts	Player (Team)	Opp.	Date
37	Johnny Davis (WIS)	#3 Purdue	1/3/22
35	Brandon Paul (ILL)	#10 Gonzaga	12/8/12
35	Jalen Hood-Schifino (IND)	#5 Purdue	2/25/23
32	Evan Turner (OSU)	#6 Purdue	1/12/10
32	John Tonje (WIS)	#7 Purdue	2/15/25

  - Tonje became the nation's only player with multiple 30-point games vs. top-10 opponents this season (41 vs. #9 Arizona)
- Tonje was named to the midseason Watch List for both the Naismith and Oscar Robertson National Player of the Year Awards.
- Tonje is a catalyst for one of the nation's best offenses, ranking 4th in the Big Ten averaging 19.2 ppg and scores at all 3 levels.
  - Tonje is 1 of 2 major conference players averaging at least 19.0 ppg and shooting 40.0% from 3-point range, joining Villanova's Eric Dixon (23.2 ppg, 42.1% 3FG).
  - Tonje is shooting 55.3% on 2FGs, 40.4% on 3FGs and 91.6% at the free throw line.
  - Tonje ranks 3rd in the Big Ten, shooting 42.9% from 3-point range during conference play. He is also 2nd in the B1G averaging 2.8 3FGs per game during league action.
- KenPom.com places Tonje 7th in the National Player of the Year race and 3rd among Big Ten players.

KENPOM.com, National Player of the Year

	Player (School)	PPG
1.	Cooper Flagg (Duke)	19.8
2.	Johni Broome (Auburn)	18.1
3.	Hunter Dickinson (Kansas)	16.4
4.	Braden Smith (Purdue)	16.0
5.	Kam Jones (Marquette)	19.2
6.	Trey Kaufman-Renn (Purdue)	19.4
7.	***John Tonje (Wisconsin)***	***19.2***

- Tonje has been on a tear over the last 7 games, topping 20 points in 6 of 7 and averaging 24.3 ppg over that stretch.
  - Since Jan. 21, Tonje is 2nd in the nation in scoring (24.3 ppg) and ranks 8th in the NCAA with 29 made 3-point FGs over that span.
  - He has also hit at least 4 3-point FGs in 5 of the last 7 games, shooting 29-for-60 (.483) from deep over that stretch.
- Tonje has been at his best in big games, leading the nation in points per game against Top-25 opponents, averaging 29.0 ppg.
  - Put another way, his 21.0 game score per Sports Reference is the best clip in the nation. ***Game Score:*** *A measure created by John Hollinger to give a rough measure of a player's productivity for a single game. The scale is similar to that of points scored (40=outstanding performance, 10=average performance, etc.)*

Avg. Game Score vs. Ranked Opponents

Player, Team	Games	FT/G	3P/G	P/G	Gm Score
John Tonje, Wis.	**3**	**12.0**	**3.0**	**29.0**	**21.0**
Liam McNeeley, UConn	4	8.0	2.8	24.8	19.4
Johni Broome, Auburn	9	2.6	1.2	20.0	18.6
Vladislav Goldin, Mich.	6	5.7	0.3	21.7	18.1
Dawson Garcia, Minn.	5	2.8	1.8	22.2	17.5

- Tonje has scored in double figures in 23 of 25 games this season and 20+ points 10 times.
- The 6-foot-5 guard has been nearly perfect at the free throw line, ranking 2nd in the Big Ten and 8th in the NCAA shooting 91.6% FT (152-for-166).
  - The UW single-season FT Pct. record is 90.5%, shared by Brian Good (1990) and Bronson Koenig (2017).
  - Tonje leads the Big Ten and ranks 2nd in NCAA with 152 made FTs. Tonje's 152 FTs already ranks T-8th on Wisconsin's single-season record list.
  - Averaging 6.1 made FTs per game, Tonje would rank 4th on UW's single-season list and become the first Badger to average 6.0 FTs since Clarence Sherrod in 1970-71.
  - Tonje is on pace to be 1 of just 6 Big Ten players to average 6.1 FTs per game over the last 15 seasons.

Most FTs per game, Big Ten (since 2010-11)

	FTs/Gm	Player (school)	Season
1.	8.3	Tim Frazier (PSU)	2012-13
2.	7.9	Zach Edey (PUR)	2023-24
3.	6.9	Terrance Shannon (ILL)	2023-24
4.	6.2	Jahmir Young (MARY)	2023-24
5.	***6.1***	***John Tonje (WIS)***	***2024-25***
6.	6.0	James Palmer (NEB)	2018-19

WHAT THEY'RE SAYING ABOUT JOHN TONJE

"Tonje is cooking right now. He'd be on my first-team All-America ballot if the season ended today."
- CJ Moore, The Athletic

"We talk about transfer portal identification; he was a perfect fit for what they needed. A big, powerful wing that can get where he wants, that can draw fouls and is efficient."
Rob Dauster, Field of 68, (2/15/25)

"Tonje is one of the better players in our league. He's been phenomenal all year long."
Chris Collins, Northwestern (2/1/25)

"He's a great scorer. He is great at driving the basketball, but he had a step-back three in the corner down at their end to start the second half that was big time."
Matt Painter, Purdue (2/15/25)

CHARTING THE BADGERS

LED UW IN SCORING

	2024-25	Career
Steven Crowl	2 (2-0)	18 (16-2)
John Tonje	14 (11-3)	14 (11-3)
John Blackwell	5 (5-0)	9 (7-2)
Max Klesmit	2 (1-1)	9 (6-3)
Nolan Winter	3 (2-1)	3 (2-1)

Record in those contests in parentheses

LED UW IN REBOUNDING

	2024-25	Career
Steven Crowl	11 (8-3)	56 (36-20)
Nolan Winter	10 (9-1)	12 (11-1)
John Blackwell	4 (4-0)	8 (7-1)
John Tonje	4 (3-1)	4 (3-1)
Max Klesmit	1 (1-0)	2 (1-1)
Carter Gilmore	1 (1-0)	1 (1-0)

Record in those contests in parentheses

LED UW IN ASSISTS

	2024-25	Career
Steven Crowl	6 (5-1)	31 (23-8)
Max Klesmit	9 (7-2)	17 (11-6)
John Blackwell	6 (4-2)	7 (5-2)
John Tonje	6 (6-0)	6 (6-0)
Kamari McGee	4 (4-0)	4 (4-0)
Carter Gilmore	1 (0-1)	2 (0-2)
Nolan Winter	1 (0-1)	1 (0-1)

Record in those contests in parentheses

LED UW IN MINUTES

	2024-25	Career
Max Klesmit	3 (3-0)	17 (13-4)
John Tonje	12 (9-3)	12 (9-3)
John Blackwell	9 (6-3)	10 (7-3)
Steven Crowl	0 (0-0)	8 (4-4)
Kamari McGee	2 (2-0)	2 (2-0)
Xavier Amos	1 (1-0)	1 (1-0)
Carter Gilmore	0 (0-0)	1 (0-1)

Record in those contests in parentheses

2024-25 STARTING LINEUP RECORD

Blackwell, Klesmit, Tonje, Winter, Crowl	19-5
Blackwell, McGee, Tonje, Winter, Crowl	1-0

ACTIVE WIN/LOSS STREAKS

Overall	Won 4
Vs. Unranked teams (AP)	Won 3
Vs. Ranked teams (AP)	Won 1
At Home	Won 6
At Home vs. Big Ten	Won 5
At Home vs. ranked Big Ten	Lost 3
At Home vs. unranked Big Ten	Won 5
At Home vs. non-conference	Won 12
At Home vs. ranked opp.	Won 1
On Road	Won 3
On Road vs. Big Ten	Won 3
On Road vs. ranked opp.	Won 1
On Road vs. unranked opp.	Won 2
Neutral	Won 3
Neutral vs. ranked opp.	Lost 1
Neutral vs. unranked opp.	Won 3

SITUATIONAL RECORDS

	2024-25	Under Gard
Ahead at the half	14-3	164-21
Behind at the half	6-2	33-86
Tied at the half	0-0	8-5
FG% of .450 or more	12-2	114-21
FG% less than .450	8-3	91-91
Better FG% than opp.	16-2	159-16
Worse FG% than opp.	4-3	44-93
Same FG% as opp.	0-0	3-3
Opp. FG% less than 45%	15-3	154-40
3FG% of 40% or more	8-1	91-16
3FG% less than 40%	12-4	113-96
Try more than 20 3FGs	18-4	118-72
Try 20 or fewer 3FGs	2-1	87-39
Make at least 70% FT	20-4	133-51
Try at least 20 FTs	10-3	87-27
Try fewer than 20 FTs	10-2	116-84
Out-rebound opponent	14-3	128-29
Tied or out-rebounded	6-2	77-83
Same or fewer TOs than opp.	14-2	153-71
More TOs than opp.	6-3	52-41
Commit fewer than 12 TOs	15-2	158-71
Commit 12 or more TOs	5-3	48-40
Score fewer than 50 points	0-0	2-4
Score 50-59 points	0-0	8-40
Score 60-69 points	0-2	59-39
Score 70-79 points	8-1	77-20
Score 80-89 points	9-2	47-9
Score 90 or more pts.	3-0	12-0
Allow fewer than 50 pts.	0-0	25-1
Allow 50-59 pts.	5-0	60-10
Allow 60-69 pts.	8-1	83-35
Allow 70-79 pts.	3-1	30-41
Allow 80-89 pts.	4-3	7-21
Allow 90 or more pts.	0-0	0-4
Overtime	0-0	11-9
vs. AP Top 25 opponents	2-1	32-47
vs. AP Top 25 opp. at home	1-0	16-15
Home games	12-1	121-34
Road games	5-4	55-55
Neutral site games	3-0	30-23
Day games	9-1	65-41
Night games	11-4	141-71

GAMES DECIDED BY

3 points or less	2-2	29-21
4-5 points	0-0	29-21
6-10 points	4-2	45-34
11-19 points	7-1	57-29
20 or more points	7-0	46-5

TELEVISED GAMES

Big Ten Network	5-1	96-31
Big Ten Plus (B1G+)	3-0	10-0
CBS	1-0	13-15
CBS Sports Network	2-0	2-1
ESPN	0-0	18-16
ESPN2	0-0	19-12
ESPNU	0-0	1-3
ESPN+	0-0	3-1
FOX	0-1	4-8
FS1	3-0	24-16
NBC	1-0	1-0
Peacock	5-3	8-5
TBS	0-0	1-3
TNT	0-0	2-1

- Tonje has already posted 3 games this season with 30+ points (4 in his career), including 41 points vs. #9 Arizona (Nov. 15) and a 33-point game against Pitt in the Greenbrier Tip-Off title game (Nov. 24).
  - Tonje is the 8th Badger to post multiple 30-point games in a season since 2005-06.
  - Tonje has hit the 20-point milestone 17 times in his career (14-3 record in those games).
- MVP of the Greenbrier Tip-Off, the grad transfer averaged 24.0 points and 6.5 rebounds per game to lead UW in a pair of wins over UCF and Pitt.
- Earlier this season, Tonje took over in UW's win over then-ranked #9 Arizona, scoring a career-high 41 pts - the most by a Badger since Frank Kaminsky tallied 43, the UW program record. Coincidentally, Kaminsky was inside of the Kohl Center that night.
  - Tonje broke the Wisconsin single-game record for FTs, finishing 21-for-22 at the line.
  - Tonje became the 4th Badger in program history to score 40 points.
  - Tonje's 41 points is the 5th-most points in a win over an AP Top-10 team in Big Ten history. The only players with more:

Most Points in a Win vs. AP Top-10 (Big Ten)

1.	47	Steve Downing (Indiana)	1971
2.	43	Brandon Paul (Illinois)	2012
	43	Robin Freeman (Ohio State)	1956
4.	42	Gary Bradds (Ohio State)	1964
5.	***41***	***John Tonje vs. Arizona***	***11/15/24***

- In his UW debut, Tonje scored 23 points, the most in a Badgers debut since at least 2000.
- The most experienced Badger, Tonje has played in 155 career games (75 starts).
- Tonje avg just 2.6 ppg last season playing in 8 games (4 starts) at Missouri before suffering a foot injury that resulted in a medical redshirt.
- Tonje spent four seasons at Colorado State (122 games with 46 starts), scoring 1,051 points helping the Rams reach the 2022 NCAA tournament.
  - As a senior at Colorado State in 2022-23, he avg 14.6 ppg (47.3% FG) and 4.7 rpg.

John Tonje is on pace to post the highest FT per game average at Wisconsin since Clarence Sherrod (6.2) in 1970-71.

GARD'ING THE BADGER LEGACY

In his 10th season, head coach **Greg Gard** has led Wisconsin to Big Ten titles in 2 of the last 5 seasons and sustained UW's winning culture. His teams have participated in the NCAA Tournament in 6 of 8 seasons and would have qualified for the cancelled 2020 tourney. (More on page 11).

- Gard has guided UW to a record of 206-112 (.648), the 4th-highest win total and 3rd-highest win percentage in school annals.

Best Win Pct, Wisconsin Coaches (min. 50 wins)

	Coach (School, Years)	Record	Pct.
1.	Bo Ryan (2002-15)	364-130	.737
2.	Walter Meanwell (1912-17, '21-34)	246-99	.712
3.	***Greg Gard (2016-present)***	***206-112***	***.648***
4.	Dick Bennett (1996-2000)	94-68	.580
5.	Bud Foster (1935-59)	265-267	.498

- With a win over Ohio State (1/14), Gard became the 4th Wisconsin coach to reach the 200-win milestone, joining a trio of Naismith Hall of Famers: Bo Ryan, Walter Meanwell and Bud Foster. He is also the 3rd-fastest in UW history to hit that mark.

Fastest to 200 Wins, Wisconsin Coaches

	Coach (School, Years)	Gms	Record
1.	Walter Meanwell (1912-17, '21-34)	260	200-60
2.	Bo Ryan (2002-15)	275	200-75
3.	***Greg Gard (2016-present)***	***310***	***200-110***
4.	Bud Foster (1935-59)	359	200-159

- During the Gard era (since 2015-16), the Badgers are 114-74 (.606) in Big Ten play. That trails only Purdue and Michigan State for the most league wins and best win% in B1G play during that span.

Best Win% in B1G play since 2015-16 (thru Feb. 15)

	School	Record	Pct.
1.	Purdue	134-53	.717
2.	Michigan State	121-65	.651
3.	***Wisconsin***	***114-74***	***.606***
4.	Michigan	107-75	.588
5.	Iowa	99-88	.529

- Gard's 60.6% conference win percentage ranks 7th-best among Big Ten coaches of the last 40 years (since 1980). (page 11)
- With 114 Big Ten wins, Gard ranks 21st on the conference's all-time wins list. Among coaches with 100 wins, his win percentage of 60.6% ranks 14th in B1G history (pg 12).
- Gard has led teams to 5 of the top 19 winningest seasons in program history:

Wisconsin Record Book, Single-Season Wins

1.	36	2014-15	11.	24	2002-03
2.	31	2007-08		24	2009-10
3.	30	2006-07	**13.**	**23**	**2018-19**
	30	2013-14		23	2012-12
5.	**27**	**2016-17**	**15.**	**22**	**2023-24**
6.	26	2011-12		22	1998-99
7.	25	2004-05		22	1999-00
8.	**25**	**2021-22**		22	2015-16
	25	2010-11	**19.**	**21**	**2019-20**
	25	2003-04	**20.**	**20**	**2024-25**

BLACKWELL, GROUNDSWELL

"The Badgers need a go-to scoring option on the perimeter. That's where Blackwell comes into the equation...He boasts All-Big Ten caliber potential." - Jon Rothstein, CBS Sports

- Sophomore **John Blackwell** is emerging as one of the Big Ten's most well-rounded players, ranking 2nd on the Badgers in points (15.2 ppg), 4th in rebounds (4.7 rpg) and 3rd in assists (2.2 apg).
  - Those averages rise to 15.8 ppg, 5.1 rpg and 1.9 apg during Big Ten play.
- The Bloomfield Hills, Michigan, native has tallied 6 games with 20+ points. He averaged 25.5 ppg in UW's games at USC and UCLA.
  - Blackwell also owns a trio of games with 28+ points: a career-high 32 points (6-10 3FGs) vs. Iowa, 30 vs. UTRGV and 28 at USC.
  - Blackwell is 1 of 4 Big Ten players to have at least 3 games of 28 points or more, joining teammate John Tonje (3) as well as Brice Williams (5, NEB), Ace Bailey (3, RUT), Dawson Garcia (3, MIN), Dylan Harper (3, RUT) and Bruce Thornton (3, OSU).
- On of the Big Ten's best on-ball defenders, Blackwell is tied for second on the team with 22 steals, including a team-high 13 in conference play.
- Another strength of Blackwell's game is getting to the free throw line with regularity. He is 12th in the Big Ten this season, going 78-for-98 (79.6%) at the line.
  - Last season, Blackwell led Wisconsin shooting an impressive 82.1% FT (78-for-95).
- Blackwell recently went 4-for-7 from 3-point range vs. Nebraska (1/26) further showing the shooting ability he demonstrated as a freshman.
  - Blackwell is shooting 38.1% from deep during conference play.
  - Last season, Blackwell set the UW freshman 3FG Pct. record at 45.5%.
- In 2024, Blackwell earned Big Ten All-Freshman Team honors after averaging 8.0 ppg.
  - Blackwell became the third-straight Badger to earn Big Ten All-Freshman Team honors, joining Chucky Hepburn (2022) and Connor Essegian (2023).
- Blackwell's father, Glynn Blackwell, played four seasons at Illinois (1984-88) at shooting guard, playing in 106 games (57 starts) for the Illini where he averaged 12.1 points per game as a senior.

WINTER IS COMING

Sophomore **Nolan Winter** has been one of the Badgers' most improved players this season.

- A starter for the first time, Winter is averaging a career-best 10.0 ppg and 5.7 rpg, playing 21.8 minutes.
- Winter leads UW and ranks 8th in the Big Ten shooting 57.8% from the field (min. 10.0 ppg per game). He also leads Big Ten shooting 70.1% (68-97) on 2-point FGs.
  - Winter is trying to become the first Badger to shoot 60% from the field while averaging 10.0+ ppg since Patrick Tompkins shot 63.6% with 14.1 ppg in 1990-91.
- Winter is shooting 39.1% (25-64) from 3-point range, the NCAA's 2nd-highest mark among 7-footers with 50 attempts, trailing only Arkansas' Zvonimir Ivisic (45.1%).
- Last season, the Lakeville, Minnesota, native averaged 2.4 points per game, an increased scoring average of 7.6 points per game, the 5th-largest increase in the Big Ten.

Largest scoring increases from last season, B1G

Name	2023-24	2024-25	Diff.
1. Trey Kaufman-Renn (PUR)	6.4	19.4	+13.0
2. Nick Martinelli (NW)	8.8	19.7	+11.9
3. Devin Royal (OSU)	4.7	13.5	+9.8
4. Nolan Winter (WIS)	***2.4***	***10.0***	***+7.6***
5. Connor Essegian (WIS/NEB)	3.2	10.6	+7.4

* Stats thru Feb. 16, 2025

- Winter has scored 15+ in 5 games this season, including a stretch of 4 straight (ILL, Butler, Detroit and Iowa) that included a career-high 20 points vs. Butler and his second career double-double vs. Detroit Mercy (18p, 11r).
- Winter prepped at Lakeville North, the same high school as former Badgers Tyler Wahl (2019-24) and Nate Reuvers (2017-21).

TAKING WHAT'S FREE

One of the staples of Wisconsin's program is getting to the free throw line and taking advantage. So far, so good this season...

- The Badgers lead the NCAA shooting 83.7% (430-for-512) from the free throw line. At this rate, UW is on pace to shatter the NCAA record as well as the Big Ten record - which UW set at 81.8% in 2010-11.

NCAA Record Book, Highest FT pct.

Pct. (FT-FTA)	School	Season
.837 (430-4512)	***Wisconsin***	***2024-25***
1. .830 (527-635)	Villanova	2020-21
2. .822 (535-651)	Harvard	1983-84
3. .821 (407-496)	Oral Roberts	2020-21
4. .820 (456-556)	Villanova	2022-23

2024-25 BIG TEN STANDINGS

Team	Conf.	Overall
Michigan (#12)	12-2	20-5
Michigan State (#14)	11-3	20-5
Purdue (#13)	11-4	19-7
Wisconsin (#11)	***10-4***	***20-5***
UCLA	10-5	19-7
Maryland (#20)	10-5	20-6
Illinois	9-7	17-9
Oregon	7-8	18-8
Nebraska	7-8	17-9
Ohio State	7-8	15-11
USC	6-8	14-11
Indiana	6-9	15-11
Iowa	5-9	14-11
Minnesota	5-9	13-12
Rutgers	5-10	12-14
Washington	4-10	13-12
Northwestern	4-11	13-13
Penn State	3-12	13-13

RECORDS THROUGH GAMES PLAYED FEB. 16

AP TOP 25 (WEEK 15 - 2/17/25)

	Team	Record	Points
1	Auburn (59)	23-2	1499
2	Florida (3)	22-3	1387
3	Duke	22-3	1382
4	Alabama	21-4	1335
5	Houston	21-4	1290
6	Tennessee	21-5	1147
7	Texas A&M	20-5	1140
8	Iowa State	20-5	1034
9	Texas Tech	20-5	969
10	St. John's	22-4	933
11	***Wisconsin***	***20-5***	***879***
12	Michigan	20-5	734
13	Purdue	19-7	732
14	Michigan State	20-5	724
15	Missouri	19-6	573
16	Marquette	19-6	527
17	Kentucky	17-8	518
18	Clemson	21-5	499
19	Arizona	17-8	362
20	Maryland	20-6	361
21	Mississippi State	18-7	325
22	Memphis	21-5	308
23	Kansas	17-8	193
24	Ole Miss	19-7	177
25	Louisville	20-6	137

Others receiving votes:
New Mexico 117, Saint Mary's 63, UCLA 56, Creighton 27, Illinois 22, UConn 20, George Mason 15, Gonzaga 14, High Point 1

WISCONSIN IN THE AP TOP 25:

Preseason ..... RV	Jan. 6 ..... RV
Nov. 11 ..... RV	Jan. 13 ..... #24
Nov. 18 ..... #19	Jan. 20 ..... #18
Nov. 25 ..... #15	Jan. 27 ..... #17
Dec. 2 ..... #11	Feb. 3 ..... #21
Dec. 9 ..... #20	Feb. 10 ..... #16
Dec. 16 ..... RV	Feb. 17 ..... #11
Dec. 23 ..... RV	
Dec. 30 ..... RV	

QUICK FACTS

University of Wisconsin
Madison, WI 53711

Founded	1848
Enrollment	50,662
Nickname	Badgers
School Colors	Cardinal and White
Affiliation	NCAA Division I
Conference	Big Ten
Chancellor	Jennifer Mnookin
Director of Athletics	Chris McIntosh
Website	UWBadgers.com
X/Twitter	@BadgerMBB
Instagram	badgermbb
Facebook	/WisconsinMensBasketball

HEAD COACH - GREG GARD

Seasons	10th at Wisconsin / 10th overall
Overall Record	206-112 (.648)
Record at Wisconsin	Same
Big Ten Record	114-74 (.606)
NCAA Tournament Record	6-6 (.500)
	6 appearances

KOHL CENTER

Opened	Jan. 17, 1998
Capacity	16,838
Student Section	AreaRED
Overall Kohl Center Record	373-71 (.840)
Big Ten Kohl Center Record	189-54 (.778)
Gard record at Kohl Center	120-34 (.779)

ALL-TIME RECORD

127th season of Wisconsin Basketball
Years: 1898 to present
Overall Record: 1,743-1,276 (.577)
Big Ten Record: 890-884 (.501)
NCAA Tournament Record: 40-26 (.606)
Big Ten Tournament Record: 29-23 (.558)

BIG TEN CHAMPIONSHIPS (20)

Titles: 1907, 1908, 1912, 1913, 1914, 1916, 1918 1921, 1923, 1924, 1929, 1935, 1941, 1947, 2002 2003, 2008, 2015, 2020, 2022

BIG TEN TOURNAMENT TITLES (3)

Titles: 2004, 2008, 2015

NCAA TOURNAMENT HISTORY

Appearances (27): 1941, 1947, 1994, 1997, 1999 2000, 2001, 2002, 2003, 2004, 2005, 2006, 2007, 2008, 2009, 2010, 2011, 2012, 2013, 2014, 2015, 2016, 2017, 2019, 2021, 2022, 2024
National Championship: 1941
Final Four (4): 1941, 2000, 2014, 2015
Elite Eight (6): 1941, 1947, 2000, 2005, 2014, 2015
Sweet 16 (11): 1941, 2000, 2003, 2005, 2008 2011, 2012, 2014, 2015, 2016, 2017

- UW ranks 3rd in the Big Ten (19th nationally) averaging 17.2 made FTs per game. That mark would be the team's highest since the 1971-72 season (17.8).
  - By comparison, the Badgers averaged 14.7 made FTs per game last season.

Most Wisconsin FTs Per Game (since 1975)

	FTs/Gm	Season
1.	***17.2***	***2024-25***
2.	16.9	2013-14
3.	16.6	1975-76
4.	16.3	1994-95
5.	16.2	2006-07

- Wisconsin has out-scored its opponents, 430-to-314, at the free throw line. UW has *made* as many free throws (430) as its opponents have *attempted* (430).
- The Badgers went 25-for-28 at the line vs. Ohio State (1/14), marking the 4th time making 25+ free throws in a game this season. The Badgers have won 27 consecutive games when making 25+ FTs dating back to 2009-10.
- UW is 87-27 under coach **Greg Gard** when attempting 20 or more FTs (10-3 this year).
- In its upset of #9 Arizona, UW shot 41-for-47 at the line. The 41 made free throws tied UW's program record (at Illinois, 1/1/55).
- In the season opener vs. Holy Cross, the Badgers were a perfect 16-for-16, the 2nd-most FTs without a miss in school history.

'BIG STEVE' HAVING BIG IMPACT

With 129 starts (144 total games) **Steven Crowl** has seen it all in his 5-year career at Wisconsin. A starter on the Badgers' 2022 Big Ten championship team, Crowl is comfortable playing the role of go-to scorer as well as glue guy to help the team win.

- Crowl has scored in double figures 9 times this season with a high of 18 points. But he's also unselfish enough to have 9 games where he has taken 4 or fewer shots.
- UW has won 12 of the last 14 games. During that stretch, Crowl has scored in double figures 8 times and is averaging 10.3 ppg and 5.9 rpg, shooting 61.6% (53-86 overall and 12-29 3FGs).
  - On the season, Crowl is averaging 9.0 ppg and 5.6 rpg while shooting 53.1% from the field, 34.1% from deep and 83.3% at the FT line.
- Wisconsin is 47-16 (.746) when Crowl scores in double figures, including 7-2 this season.
- Crowl owns 141 career games played (7th in UW history) and 129 starts (4th in UW history. (page 12)
- His 1,350 points are tied with Tyler Wahl for 21st on UW's all-time scoring list. He is 14 points from passing Sam Dekker (1,363 from 2013-15) for 20th place.
- With 796 career rebounds, Crowl ranks 9th in school history. He is 5 boards from passing Tyler Wahl (800 from 2019-24) for 8th.
- A skilled 7-foot passer, Crowl ranks 2nd for UW averaging 2.4 assists per game.
- In fact, with 272 in his career, **Crowl holds the Big Ten's top mark for career assists by a 7-footer since 2002-03**:

Most Career Assists by B1G 7-Footers (Since 2002-03)

Name	Team	Assists
1. Steven Crowl	***Wisconsin***	***272***
2. Frank Kaminsky	Wisconsin	188
3. Zach Edey	Purdue	185

- Crowl has 12 career double-doubles.
- Last season, the Eagan, Minn., native developed into a leading contributor, ranked 1st in rebounds (7.3 rpg), 2nd in scoring (11.2 ppg) and 2nd in assists (2.1 apg) for UW.

CROWL JOINS BIG TEN LEGENDS

- **Steven Crowl** recently became just the 4th Badger ever to accumulate at least 1,200 points, 750 rebounds and 250 assists.
- Since 1986-87, only 13 Big Ten players have reached those milestones.
- Crowl reached the 1200-750-250 club in 133 games, becoming the fastest Badger ever to reach these marks and the 6th-fastest Big Ten player since 1986-87.

1,200 Pts, 750 Reb, 250 Ast Career, Big Ten (since 1986-87)

	YRS	GMS	PTS	REB	AST
1. Kevin Rankin (NW)	1991-94	112	1,575	885	271
2. Brian Evans (IND)	1993-96	124	1,701	750	332
3. Trayce Jackson-Davis (IND)	2020-23	126	2,258	1143	271
4. Robbie Hummel (PUR)	2008-12	127	1,772	862	268
5. Brad Miller (PUR)	1995-98	128	1,530	862	257
6. Steven Crowl (WIS)	***2021-25***	***141***	***1,350***	***796***	***272***
7. Glen Rice (MICH)	1986-89	134	2,442	859	274
8. Lamar Stevens (PSU)	2017-20	135	2,207	875	262
9. Vince Edwards (PUR)	2015-18	138	1,638	779	403
10. Ethan Happ (WIS)	2016-19	139	2,130	1217	423
11. Denzel Valentine (MSU)	2013-16	144	1,645	855	639
12. Draymond Green (MSU)	2009-12	145	1,517	1096	425
13. Nigel Hayes (WIS)	2014-17	150	1,857	802	319
14. Tyler Wahl (WIS)	2020-24	162	1,350	800	271

KAMARI IS B1G'S BEST SIXTH MAN

"We're going to have to start having the conversation about Kamari McGee and the Sixth Man of the Year Award in the Big Ten." - Kevin Kugler, BTN

- Making a case as one of the most valuable "sixth man" players in college basketball, **Kamari McGee** has been terrific for Wisconsin.
- McGee averages 21.4 minutes per game off the bench, averaging a UW career best 7.1 points and 1.9 assists per game.
- McGee has scored in double figures 7 times this season, including 4 times during B1G play.
  - The Badgers are now 8-0 all-time when he scored in double figures (7-0 this season).
  - With Max Klesmit out with injury vs. Minnesota (1/10), McGee made his first UW start and responded with 15 points, his highest output as a Badger. He also 5 rebounds, 2 assists and 3 steals in 33 minutes.
- McGee has had a breakout season from behind the arc, shooting 55.4% from 3-point range (31-56) and 52.1% overall.
  - McGee leads the nation in 3-point field goal percentage among players with at least 25 made 3FGs.

NCAA 3FG Pct Leaders, Min. 25 3FGs

Player	Pct.	3FG-3FGA
1. Kamari McGee (WIS)	***55.4%***	***31-56***
2. Brian Taylor (SIU-Ed.)	52.1%	38-73
3. Cole Anderson (UCSB)	52.0%	65-125
4. Marvin McGhee (Cal-Bakers)	50.0%	32-64
5. Drake Dobbs (St. Thomasas)	49.4%	40-81
Tyler Harris (Washington)	49.4%	39-79

  - McGee is also on pace to shatter Wisconsin's single-season 3-point percentage record.

Wisconsin, Single-Season 3-Point FG Pct.

Player	Pct.	3FG-3FGA
Kamari McGee (1992)	***55.4%***	***31-56***
1. Tracy Webster (1989)	49.0%	75-153
2. Tim Locum (1989)	48.6%	54-111
3. Tim Locum (1991)	48.5%	65-134
4. Mike Heineman (1987)	47.5%	29-61
5. Tim Locum (1990)	46.9%	67-143

- The senior point guard is taking care of the ball, maintaining a 3.20 assist-to-turnover ratio (48 ast, 15 TO) - ***best on the team***.

McGee's Year-Over-Year Comparison

	2022-23	2023-24	2024-25
PPG	1.3	2.1	7.1
FG Pct.	28.0%	54.3%	52.1%
3FG Pct.	18.5%	27.3%	55.4%
Assists	16	11	48
Turnovers	8	8	15
MPG	7.1	8.3	21.4

- Dating back to last season, **Wisconsin is 28-5** when McGee plays 10+ min. in a game.
- The Racine, Wisconsin, native began his career at Green Bay before transferring to Wisconsin as a sophomore in 2022-23. At Green Bay, he was named to the Horizon League's All-Freshman Team.

HAPPY GILMORE

- Senior **Carter Gilmore** is enjoying the most productive season of his 5-year career, providing a spark off the Badgers' bench.
  - Gilmore's 3-point success has been a revelation in 2024-25, shooting 43.2% (16-37) from 3-point land. He was a combined 9-for-55 (16.5%) his first four years in Madison.

Gilmore First Four Years vs. This Year Comparison

	2021-24	2024-25
PPG	1.7	3.6
FG Pct.	39.5%	49.3%
3FG-3FGAs	9-55	16-37
3FG Pct.	16.4%	43.2%
RPG	1.6	2.6
MPG	11.7	17.6

- Gilmore posted two unforgettable performances in February during Wisconsin's wins at Northwestern and against Indiana.
  - Gilmore ignited a comeback at Northwestern (Feb. 1), scoring a career-high 15 points (all in the second half) to lead UW to a 75-69 win. He also matched a career high with 7 boards and shot 60.0% (3-5) from 3-point land.
  - Days later at home against Indiana (Feb. 4), Gilmore tallied 10 points and was a perfect 3-for-3 from beyond the arc while "M-V-P" chants came from the UW student section.

TURN IT UP TO THE MAX

Senior **Max Klesmit** has established himself as an alpha team leader for UW and an offensive threat in opponent scouting reports.

- Klesmit is averaging 10.4 points per game this season (tied for 3rd on the team).
  - Including 17 points in UW's win at #7 Purdue, Klesmit has scored in double figures in 3 of the last 4 games and 11 of 24 games this season. For his career, he has scored 10+ a total of 74 times.
  - Klesmit scored 18 points at USC (1/18), his highest total since posting 22 at Marquette earlier this season (12/7/24). Against the Trojans, Klesmit was a perfect 5-for-5 inside the arc (2-9 3FGs) while adding 4 assists.
- It's been more than just scoring for Klesmit this season, however, as he now leads the team with 73 assists (3.0 apg).
- More impressive, he's maintaining a 2.6 assist-to-turnover ratio (73 ast, 28 TO), the 2nd-best mark on the team.
- The senior guard is shooting 84.5% (60-for-71) at the free throw line (ranks 13th in the Big Ten - min. 50 FTAs).
- Klesmit scored a season-high 26 points vs. Montana State (Nov. 7), just 1 shy of his career high. He made a career-high six 3s.
  - Klesmit has tallied 12 games scoring 20+ points. UW is 4-1 in such games.
- When the native of Neenah, Wisconsin, gets things going offensively, he has shown a tendency to heat up ... and in a hurry.
  - Earlier this season at #5 Marquette, Klesmit matched his career high with 6 triples (6-11 3FG), finishing with a team-high 22 points.
  - Last season, Klesmit scored a UW career high 26 points (8-11 FG, 5-7 3FG) vs. Indiana (1/19/24). That included a stretch during which Klesmit scored 20 straight points in a span of 4.5 minutes.
  - Last year vs. #3 Marquette (12/2/23), he scored a game-high 21 pts (all in the first half). shooting 5-for-10 from 3-point range.
- Klesmit eclipsed 1,000 career points last season (617 pts in two seasons at Wofford). He is up to **1,401 career points**.
- Including 93 3FGs during his 2 seasons at Wofford and 154 while at Wisconsin, Klesmit has hit 247 career triples, which is tied for 3rd among all active Big Ten players.

Big Ten Career 3FG Leaders, Active

Player	Career 3Fs
1. Zach Hicks (Penn State)	270
2. DJ Davis (Washington)	255
3. Payton Sandfort (Iowa)	248
4. Max Klesmit (Wisconsin)	***247***
5. Mike Mitchell Jr. (Minnesota)	240

* Stats thru Feb. 16, 2025

KOHL CENTER AMONG TOUGHEST

Since opening its doors on Jan. 17, 1998, the Kohl Center has proven to be one of the nation's toughest places for opponents to get a win.

- With a record of 372-71 (.886) at the Kohl Center, the Badgers have the 2nd-best home win percentage among Big Ten teams in that era.

Best Home Win%, Since Jan. 17, 1998 (thru 2/16/25)

Team	W-L	Pct.
1. Michigan State	383-50	.885
2. Wisconsin	**373-71**	**.840**
3. Purdue	362-78	.823
4. Ohio State	395-89	.816
5. Maryland	156-36	.813

- Among all NCAA teams, Wisconsin's .886 home win percentage ranks 12th during the Kohl Center era.

REGULARS OF 'THE BIG DANCE'

Wisconsin has been one of the most consistent programs to make "The Big Dance" over the past two and a half decades.

- Wisconsin is 1 of 5 schools to participate in 23 of last 25 NCAA tournaments, joining Kansas, Duke, Michigan State and Gonzaga
- Under Gard, the Badgers have appeared in six NCAA tournaments reaching a pair of Sweet 16s. As the 2020 Big Ten champions, the Badgers also would have participated in the canceled 2020 Big Dance.

NCAA Tournament Appearances
(last 25 championships, since 1999)

Team	Appearances
Kansas	25
Michigan State	25
Gonzaga	25
Duke	24
Wisconsin	***23***
Kentucky and Texas	22

- That stretch includes a run of 19 consecutive NCAA tournament appearances for Wisconsin (1999-2017), which ranks as the 6th-longest streak in NCAA history.
  - The only such streaks longer than Wisconsin are Kansas (33, active), North Carolina (27, 1975-01), Duke (24, 1996-19), Michigan State (25, active), Gonzaga (24, active).
  - The Badgers are 40-26 (.606) all-time in the NCAA tournament, advancing to 4 Final Fours and winning the 1941 NCAA title.

BIG TEN BEASTS

- Including this season, Wisconsin has won 10+ Big Ten games in 21 of the last 24 seasons. **No other team can make that claim**.
- Wisconsin has also finished top four in the Big Ten standings in 19 of the last 23 seasons. **No other team can make that claim**.
- The Badgers have had a winning Big Ten record in 21 of the last 24 seasons.
- Since 2001-02 when Bo Ryan and Greg Gard arrived in Madison, UW has the most Big Ten wins (286) and best win pct. (.668).

Best B1G Win%, Since 2001-02 (thru Feb. 16, 2025)

Team	W-L	Pct.
1. Wisconsin	**286-142**	**.668**
2. Michigan State	282-145	.660
3. Purdue	260-166	.610
4. Ohio State	253-176	.590
5. Maryland	117-90	.565

- Wisconsin won a share of the 2022 Big Ten title, marking UW's 2nd league title in the last 5 seasons and the 20th in school history.
- UW has won 20 Big Ten regular season championships, third-most in the Big Ten behind only Purdue (26) and Indiana (22).
- Coach **Greg Gard** has led UW to Big Ten regular season titles 2 of the last 5 seasons.
- With 2 B1G titles during his tenure, Gard joins Tom Izzo and Matt Painter as the only active Big Ten coaches with multiple titles.
- UW has won 6 Big Ten regular season titles since 2002 (02-03-08-15-20-22), matching MSU (6) for most titles during that span.

Most Big Ten Regular Season Championships

School	B1G Titles	Since 2002	Last
1. Purdue	26	5	2024
2. Indiana	22	3	2016
3. Wisconsin	***20***	***6***	***2022***
Ohio State	20	5	2012
5. Illinois	18	4	2022

TOP-TEAM TAKEDOWNS

Wisconsin has made a habit of taken down AP Top-10 teams under **Greg Gard**. This year, the Badgers added 2 more top-10 wins, knocking off No. 9 Arizona and No. 7 Purdue.

- Wisconsin has collected 14 wins over AP top-10 opponents in 10 seasons under Gard:

Wins Over Top-10 Opponents Under Greg Gard

Opponent		Score	Date
#7	***at Purdue***	***94-84***	***2/15/25***
#9	***vs. Arizona***	***103-88***	***11/15/24***
#3	vs. Purdue	76-75 OT	3/16/24
#3	MARQUETTE	75-64	12/2/23
#8	PURDUE	70-67	3/1/22
#3	at Purdue	74-69	1/3/22
#5	at Ohio State	61-57	1/3/20
#2	MICHIGAN	64-54	1/19/19
#6	PURDUE	57-53	2/14/18
#1	vs. Villanova (NCAA)	65-62	3/18/17
#9	vs. Xavier (NCAA)	66-63	3/20/16
#8	at Iowa	67-59	2/24/16
#2	at Maryland	70-57	2/13/16
#4	MICHIGAN STATE	77-76	1/17/16

- That includes 8 wins over top-5 teams.
- Michigan State (9 wins) is the only other Big Ten team with more top-5 wins than Wisconsin (7) in the Gard era (since '15-16).
- Impressively, of those 14 top-10 wins under Gard, 7 have come away from home.
- Two of Gard's top-10 wins have come in the NCAA tournament, including an upset over No. 1 overall seed Villanova in 2017.
- Since 2001-02, when former Bo Ryan and Greg Gard (then associate head coach) arrived at Wisconsin, the Badgers have gone 51-27 (.654) at the Kohl Center vs. Top-25 teams.
  - Including a mark of 16-13 vs. top-10 teams.

UW IN HOLIDAY TOURNAMENTS

Wisconsin continued its success at holiday tournaments earlier this year, capturing the 2024 Greenbrier Tip-Off title in November.

- This season, the Badgers claimed the Greenbrier Tip-Off championship in West Virginia with wins over UCF and Pitt.
  - Wisconsin has now won back-to-back holiday tournaments, and 3 in the last 4 seasons: 2024 Greenbrier Tip-Off, 2023 Fort Myers Tip-Off, and 2021 Maui Invitational.
  - Since 2005, UW's combined record in November tourney games is 32-13 (.711)
- UW has competed in a non-conference November event 17 of the last 19 years.

Wisconsin in Nov. Tournaments - Since 2005

Year	Tournament	Location	Finish
2005	**Paradise Jam**	**US V.I.**	**3-0 (1st)**
2006	South Padre Invit.	Texas	1-1 (3rd)
2008	Paradise Jam	US V.I.	2-1 (2nd)
2009	Maui Invitational	Hawaii	2-1 (3rd)
2010	Old Spice Classic	Orlando	2-1 (2nd)
2011	**Chicago Invit.**	**Illinois**	**2-0 (1st)**
2012	Las Vegas Invit.	Las Vegas	1-1 (3rd)
2013	**Cancun Challenge**	**Mexico**	**2-0 (1st)**
2014	**Battle 4 Atlantis**	**Bahamas**	**3-0 (1st)**
2015	2K Classic	NYC	1-1 (3rd)
2016	Maui Invitational	Hawaii	2-1 (2nd)
2017	Hall of Fame	Kansas City	0-2 (4th)
2018	Battle 4 Atlantis	Kansas City	2-1 (2nd)
2019	Legends Classic	Brooklyn	0-2 (4th)
2021	**Maui Invitational**	**Las Vegas**	**3-0 (1st)**
2022	Battle 4 Atlantis	Bahamas	2-1 (3rd)
2023	**Fort Myers Tip-Off**	**Fort Myers**	**2-0 (1st)**
2024	**Greenbrier Tip-Off**	**West Virginia**	**2-0 (1st)**

- The Badgers have won 9 of their last 10 non-conference November tournament games, going 3-0 in the 2021 Maui Invitational, 2-1 in the 2022 Battle 4 Atlantis and 2-0 in the 2023 Fort Myers Tip-Off.

BIG KOHL CENTER WINS

Most memorable home wins since opening in 1998:

Jan. 17, 1998 - UW 56, Northwestern 33
First-ever game in the Kohl Center

Dec. 1, 2001 - UW 70, UW-Green Bay 57
Bo Ryan's first victory at the Kohl Center

Dec. 22, 2001 - UW 86, #14 MU 63
Kirk Penney scores 33 points in UW's first win over a ranked team under Bo Ryan

Jan. 5, 2002 - UW 72, #7 Illinois 66
Ryan's first win over a top-10 team at UW

Feb. 27, 2002 - UW 74, Michigan 54
UW clinches share of first Big Ten title since '47

Dec. 7, 2002 - UW 91, UNLV 74
UW begins school-record 38-game home win streak - Alando Tucker 24 points, 18 rebounds

March 5, 2003 - UW 60, #14 Illinois 59
Devin Harris makes 1-of-2 FTs with 0.4 seconds left to clinch outright Big Ten title

Dec. 23, 2004 - UW 85, UNC Green. 53
UW wins school-record 34th-straight home game

Jan. 16, 2005 - UW 62, #15 Mich. St. 59
Wisconsin overcomes 8-point deficit with 1:58 remaining to win its 38th-straight home game

March 1, 2005 - UW 62, Indiana 60
Alando Tucker scores putback as time expires

Feb. 15, 2006 - UW 78, #12 Ohio St. 73
UW overcomes a 9-point halftime vs. No. 12 Ohio State

Dec. 16, 2006 - UW 89, #2 Pitt 75
Alando Tucker and Brian Butch combine for 59 pts

Jan. 9, 2007 - UW 72, #5 Ohio St. 69
Badgers win first top-5 matchup in school history

March 3, 2007 - UW 52, Michigan St. 50
Kammron Taylor wins it on 3FG with 3.9 seconds left

Dec. 2, 2009 - UW 73, #6 Duke 69
Trevon Hughes scores 26 as UW's win clinches Big Ten's first Big Ten/ACC title

Jan. 9, 2010 - UW 73, #4 Purdue 66
Jordan Taylor (23) and Jason Bohannon (20) help end Purdue's undefeated season

Feb. 2, 2010 - UW 67, #5 Michigan State 49
Badgers end MSU's 9-0 Big Ten start

Feb. 12, 2011 - UW 71, #1 Ohio State 67
Stopped OSU's 24-0 start and UW's first win over AP No. 1 since 1962

Feb. 9, 2013 - UW 65, #2 Michigan 62 (OT)
Ben Brust's half-court buzzer-beater sends game to overtime where UW wins

Nov. 19, 2013 - UW 103, North Dakota 85
UW's first 100-point game since '95, Frank Kaminsky scores UW record 43 points

Feb. 9, 2014 - UW 60, #8 Michigan State 58
Treavon Jackson hits game-winning jumper with 2.1 seconds left in Bo Ryan's 150th Big Ten win

March 1, 2015 - #6 UW 68, Michigan State 61
UW claims Big Ten title as Frank Kaminsky scores 31

Dec. 23, 2015 - UW 84, Green Bay 79
Greg Gard's first win as interim head coach

Jan. 17, 2016 - UW 77, #4 Michigan State 76
Gard's first ranked win, Koenig/Hayes total 52 pts

Feb. 15, 2018 - UW 57, #6 Purdue 53
Ethan Happ tallies 21 pts and 12 reb as Badgers raise Frank Kaminsky's No. 44 into rafters

Jan. 19, 2019 - UW 64, #2 Michigan 54
UW knocks off 17-0 Michigan behind 26 points, 10 rebounds and 7 assists from Ethan Happ

Dec. 19, 2020 - UW 85, #23 Louisville 48
UW's largest-ever win over a top-25 team

March 1, 2022 - #10 UW 70, #8 Purdue 67
Chucky Hepburn's 3FG with 1.5 seconds left clinches Big Ten regular season championship

Dec. 2, 2023 - UW 75, #3 Marquette 64
Max Klesmit scores 21 pts (five 3s), all in the first half

Nov. 15, 2024 - UW 103, #9 Arizona 88
Tonje scores 41 as UW honors '14, '15 Final Four teams

THE KOHL CENTER

The 2024-25 season marks the 28th year of Wisconsin men's basketball at the Kohl Center, which officially opened on Jan. 17, 1998, and the venue has developed into one of the greatest home court advantages in all of college basketball.

- Wisconsin is 373-71 (.840) all-time at the Kohl Center, the 11th-best win % of any active NCAA Division I venue.
- UW is 189-54 (.787) vs. the Big Ten at the Kohl Center.
- UW has **led the Big Ten in attendance** 10 of the last 15 seasons, excluding the 2020-21 season in which fans were not allowed to attend (COVID-19 pandemic).
- UW has ranked **top 15 nationally in attendance in 25 of the last 26 seasons** since the building opened in 1998, including 16 seasons ranked top 10 in the country.

NCAA'S TOUGHEST VENUES

Since the Kohl Center opened in 1998, Wisconsin has been nearly unbeatable on its home floor. In fact, among active venues, Wisconsin owns one of the nation's top home records.

	Team	Record	Pct.
1.	Gonzaga (McCarthy Center)	279-18	.939
2.	Kentucky (Rupp Arena)	661-85	.886
3.	Kansas (Allen Fieldhouse)	860-118	.879
4.	Belmont (Curb Events Center)	245-35	.875
5.	Michigan State (Breslin Center)	472-74	.864
6.	UCLA (Pauley Pavilion)	803-132	.859
7.	UConn (Gampel Pavilion)	241-42	.852
8.	Duke (Cameron Indoor Stadium)	961-174	.847
9.	North Carolina (Dean E. Smith Center)	477-87	.846
10.	Arizona (McKale Center)	651-121	.843
11.	***Wisconsin (Kohl Center)***	***360-70***	***.837***
12.	Purdue (Mackey Arena)	706-147	.828
13.	Indiana (Assembly Hall)	623-137	.820
14.	Virginia (John Paul Jones Arena)	246-56	.815
15.	BYU (Marriott Center)	627-150	.807

(records through 2023-24 season)

QUICK FACTS

Opened: Jan. 17, 1998
Capacity: 16,838 (basketball)
Original cost: $76.4 Million
Student Section: AreaRED
Building: Named after the late U.S. Sen. Herb Kohl (D-Wisconsin), a 1956 graduate of UW-Madison, who donated $25 million to the project.
Court: Named for All-Big Ten player Albert "Ab" Nicholas (1950-52) and his wife, Nancy, who pledged $10 million toward the original project.
All-Time record: 373-71 (.840)
Big Ten record: 189-54 (.778)
Record vs. Top-25: 57-32 (.640)
Record under Gard: 120-34 (.779)

16,838

The fifth-largest arena in the Big Ten, the Kohl Center capacity is 16,838 for men's basketball. That includes the third-largest student section in the Big Ten of around 2,100.

28

UW is currently enjoying its 28th season of men's basketball at the Kohl Center, which opened in 1998.

6

Wisconsin has claimed six Big Ten regular season championships during the Kohl Center era, winning in 2002, 2003, 2008, 2015, 2020 and 2022.

3

Three retired jerseys currently hang in the Kohl Center rafters: No. 8 Ab Nicholas (1950-52), No. 24 Michael Finley (1992-95) and No. 44 Frank Kaminsky (2012-15).

HEAD COACH GREG GARD

■ **TWO-TIME BIG TEN COACH OF THE YEAR**

A coaching veteran of more than 30 years, Greg Gard heads into his 10th season leading the Wisconsin men's basketball program in 2024-25 and has proven himself to be one of the best head coaches in the Big Ten. A finalist for the Naismith National Coach of the Year in 2022, Gard has guided the Badgers to Big Ten regular season championships in two of the last five seasons. Gard was named Big Ten Coach of the Year in each of those title-winning campaigns (2020 and 2022).

Wisconsin's postseason success hasn't wavered on Gard's watch either, qualifying for the NCAA tournament in six of his eight seasons (Big Ten automatic qualifier status in canceled 2020 Big Dance, due to COVID pandemic). His postseason ledger includes Sweet 16 appearances his first two seasons at the helm.

In his first nine seasons as head coach, Gard has amassed a record of 186-107 (.635), owning the third-highest win percentage in school history behind only Naismith Memorial Basketball Hall of Fame members Bo Ryan (.737) and Walter Meanwell (.712). Gard has led the Badgers to five of the top-20 winningest seasons in program history.

Gard enters the 2024-25 season with a conference record of 104-70. During the 2023-24 season, he became the sixth-fastest coach to reach 100 Big Ten wins in the last 50 years trailing only Bob Knight, Bo Ryan, Thad Matta, Tom Izzo and Gene Keady.

Gard had arguably his most impressive coaching job in 2021-22. Picked to finish preseason 10th in the Big Ten, UW went 25-8 overall and 15-5 in league play, claiming a share of the Big Ten regular season title for the second time in the past three seasons. Gard was named Big Ten Coach of the Year for the second time in his career. Sophomore guard Johnny Davis garnered consensus first-team All-America honors and won Lute Olson National Player of the Year, the Jerry West Award and Big Ten Player of the Year.

Gard's leadership during the 2019-20 season is among his best. After opening 5-5 in the Big Ten, Wisconsin won nine of its last 10 games, including its final eight games of the season to win a share of the 2020 conference championship and claim the No. 1 seed for the later canceled Big Ten tournament.

In his inaugural season as head coach, Gard led the Badgers to the 2016 NCAA Tournament Sweet 16, becoming just the second-ever first-year coach to win the Jim Phelan National Coach of the Year award. He followed that up by leading UW to the fifth-highest single-season win total in school history (27-10) and making a second-consecutive visit to the Sweet 16.

Long considered one of the top assistant coaches in the game, Gard served as an assistant at Wisconsin for 14-plus seasons. During that time he helped guide the Badgers to back-to-back Final Fours in 2014 and 2015, and in 2015 UW reached its first national championship game since 1941.

Prior to coming to Wisconsin in 2001, Gard spent two seasons as Bo Ryan's assistant at UW-Milwaukee (2000-01) and six seasons as an assistant to Ryan at UW-Platteville (1993-99). During Gard's years on the Pioneer staff, UW-Platteville went 161-13 (.925) and won three NCAA Division III national titles.

Gard and his wife, Michelle, have two daughters, Mackenzie and Peyton, and their son, Isaac, is a junior on the Badgers men's basketball team.

Year	School	Record	Pct.	Conf.	Place	Postseason
2015-16	Wisconsin	15-8	.652	12-6	T-3rd	NCAA Sweet 16
2016-17	Wisconsin	27-10	.730	12-6	T-2nd	NCAA Sweet 16
2017-18	Wisconsin	15-18	.455	7-11	9th	--
2018-19	Wisconsin	23-11	.676	14-6	4th	NCAA First Round
2019-20	Wisconsin	21-10	.677	14-6	T-1st	Postseason Cancelled
2020-21	Wisconsin	18-12	.600	10-10	T-6th	NCAA 2nd Round
2021-22	Wisconsin	25-8	.758	15-5	T-1st	NCAA 2nd Round
2022-23	Wisconsin	20-15	.588	9-11	12th	NIT Semifinals
2023-24	Wisconsin	22-13	.629	11-9	5th	NCAA First Round
2024-25	Wisconsin	20-5	.800	10-4	--	--
Totals (10th season)		**206-112**	**(.648)**	**114-74 (.606)**		**6 NCAA appearances**

■ Gard owns the 4th-highest win total and 3rd-highest win percentage in UW annals.

Best Win Pct, Wisconsin Coaches (min. 50 wins)

Coach (Years)	Yrs.	Overall	Pct.	Big Ten	Pct.
1. Bo Ryan (2002-15)	14	364-130	.737	172-68	.717
2. Walter Meanwell (1912-17, '21-34)	20	246-99	.712	158-80	.660
3. Greg Gard (2016-present)	***10***	***206-112***	***.648***	***114-74***	***.606***
4. Dick Bennett (1996-2000)	25	94-68	.580	40-44	.476
5. Bud Foster (1935-59)	5	265-267	.498	143-182	.440

■ Gard's 60.6% conference win percentage ranks 7th-best among Big Ten coaches of the last 45 years.

Best Win Pct., B1G w/100+ Wins (since 1980)

Coach (School, Years)	Record	Pct.
1. Bo Ryan, WIS (2002-15)	172-68	.717
2. Bob Knight, IND (1972-00)	353-151	.700
3. Tom Izzo, MSU (1995-)	354-172	.673
4. Thad Matta, OSU (2005-17)	150-78	.658
5. Matt Painter, PUR (2005-)	237-127	.651
6. Gene Keady, PUR (1981-05)	265-169	.611
7. GREG GARD, WIS (2016-)	***114-74***	***.606***

* Through games played Feb. 16, 2024

■ Gard became the 23rd coach in conference history (and 4th Badger) to reach 100 Big Ten wins. He is the 6th-fastest to that milestone in the last 50 years.

Fastest to 100 Big Ten Wins (LAST 50 YRS)

Gms	Coach (School)	Record at 100
135	Bob Knight (IND)	100-35 (.741)
140	Bo Ryan (WIS)	100-40 (.714)
141	Thad Matta (OSU)	100-41 (.709)
143	Tom Izzo (MSU)	100-43 (.699)
144	Gene Keady (PUR)	100-44 (.694)
162	***GREG GARD (WIS)***	***100-62 (.617)***
173	Matt Painter (PUR)	100-73 (.578)
183	John Beilein (MICH)	100-83 (.546)

THE GARD FILE

■ **Career Record (10th season): 206-112 (.648)**

■ **Big Ten Record (10th season): 114-74 (.606)**

- NCAA Tournaments/Record: 6 / 6-6
- Hometown: Cobb, Wis.
- Alma Mater: UW-Platteville, 1995 (Phys. & Health Ed)
- Master's Degree: UW-Platteville, 2007 (Counselor Ed)
- Family: Wife Michelle; Children Mackenzie, Isaac, Peyton

COACHING EXPERIENCE

Position	School	Years
Assistant Coach	Southwestern (Wis.) HS	1990-93
Assistant Coach	Platteville (Wis.) HS	1993-94
Assistant Coach	UW-Platteville	1993-99
Assistant Coach	UW-Milwaukee	1999-01
Assoc. Head Coach	Wisconsin	2001-15
Head Coach	Wisconsin	2015-Present

CAREER HIGHLIGHTS

Date	Highlight
Dec. 15, 2015	Assumed role of interim head coach upon the retirement of Bo Ryan
Dec. 23, 2015	First career win, 84-79, vs. Green Bay
Jan. 2, 2016	First Big Ten win, 79,57, vs. Rutgers
Jan. 17, 2016	First ranked win, 77-76, vs. #4 MSU
Feb. 13, 2016	First road win over ranked team, 70-57, at #2 Maryland
March 7, 2016	Officially named UW head coach
March 18, 2016	First NCAA tournament win, 47-43, vs. 10th-seeded Pittsburgh
April 4, 2016	Jim Phelan National Coach of the Year
March 18, 2017	UW knocks off No. 1 overall seeded Villanova in NCAA second round
Feb. 15, 2018	UW tallied sixth top-10 win in 3 seasons under Gard (#6 PUR, 57-53)
Jan. 19, 2019	UW earned 4th win vs. top-5 team under Gard (#2 MICH, 64-54)
Jan. 3, 2020	UW won at #5 Ohio State, 61-47
March 7, 2020	Led UW to Big Ten title (60-56 W at IND)
March 9, 2020	Named 2020 Big Ten Coach of the Year
Dec. 25, 2020	UW wins at MSU first time since 2004
Nov. 24, 2021	UW wins first Maui Invitational tournament title in school history
Jan. 3, 2022	UW wins at #3 Purdue, 74-69
March 1, 2022	Led UW to Big Ten title with 70-67 home win over #8 Purdue
March 8, 2022	2022 Big Ten Coach of the Year
Nov. 15, 2024	UW takes down #9 Arizona, 103-88

WISCONSIN BASKETBALL RECORD BOOK WATCH

INDIVIDUAL CAREER

POINTS

18.	1,405	Cory Blackwell	1982-84
19.	1,376	Jon Leuer	2008-11
20.	1,363	Sam Dekker	2013-15
21.	1,350	Tyler Wahl	2019-24
	1,350	**Steven Crowl**	**2020-Present**
23.	1,339	Trevon Hughes	2007-10

FIELD GOAL PERCENTAGE (MIN. 100 FGAS)

1.	.573	Patrick Tompkins (306-534)	1988-91
2.	.557	Andy Kowske (359-645)	1998-01
3.	.554	Rashard Griffith (294-531)	1994-95
4.	.545	Willie Simms (391-717)	1988-91
5.	.544	Ethan Happ (880-1618)	2016-19
6.	.535	Danny Jones (723-1351)	1987-90
7.	**.530**	**Nolan Winter (123-232)**	**2024-Present**
8.	.527	J.J. Weber (405-768)	1984-87
9.	**.523**	**Steven Crowl (531-1016)**	**2020-Present**
10.	.522	Frank Kaminsky (529-1013)	2012-15

REBOUNDS

5.	841	Joe Chrnelich	1977-80
6.	806	Kim Hughes	1972-74
7.	802	Nigel Hayes	2014-17
8.	800	Tyler Wahl	2019-24
9.	**796**	**Steven Crowl**	**2020-Pres.**
10.	769	Alando Tucker	2003-07

ASSISTS

15.	295	Devin Harris	2002-04
16.	290	Arnold Gaines	1977-80
17.	284	Josh Gasser	2011-15
18.	278	Michael Flowers	2005-08
19.	277	Trevon Hughes	2007-10
20.	273	Joe Krabbenhoft	2006-09
21.	**272**	**Steven Crowl**	**2020-Present**

OFFENSIVE REBOUNDS

5.	240	Andy Kowske	1998-01
6.	239	Tyler Wahl	2019-Present
7.	231	Joe Krabbenhoft	2006-09
8.	227	Sean Daugherty	1995-98
9.	222	Brian Butch	2005-08
	222	**Steven Crowl**	**2020-Present**

3-POINTERS

13.	167	Tracy Webster	1992-92
14.	166	Sean Mason	1995-99
15.	163	Kammron Taylor	2004-07
16.	162	Andy Kilbride	1992-95
17.	157	Josh Gasser	2011-15
18.	**154**	**Max Klesmit**	**2023-Present**
19.	144	Chucky Hepburn	2022-24

WINS (PLAYED IN)

5.	102	Tyler Wahl	2019-Present
6.	101	Brad Davison	2018-22
7.	100	Joe Krabbenhoft	2006-09
8.	99	Alando Tucker	2003-07
	99	Trevon Hughes	2007-10
10.	98	Ryan Evans	2010-13
	98	**Steven Crowl**	**2020-Present**

GAMES PLAYED

1.	161	Brad Davison	2018-22
2.	150	Nigel Hayes	2014-17
3.	148	Josh Gasser	2011-15
	148	Bronson Koenig	2014-17
5.	144	Frank Kaminsky	2012-15
6.	143	D'Mitrik Trice	2018-21
7.	**141**	**Steven Crowl**	**2020-Present**
8.	139	Ethan Happ	2016-19

GAMES STARTED

1.	157	Brad Davison	2018-22
2.	144	Josh Gasser	2011-15
3.	139	Ethan Happ	2016-19
4.	**129**	**Steven Crowl**	**2020-Present**
5.	126	Alando Tucker	2003-07

INDIVIDUAL SINGLE SEASON

FREE THROWS

5.	156	Frank Kaminsky	2015
6.	155	Johnny Davis	2022
7.	154	Jordan Taylor	2011
8.	152	Claude Gregory	1981
	152	**John Tonje**	**2025**
10.	149	Danny Jones	1989

FREE THROWS PER GAME

1.	7.0	Clarence Sherrod	1970
2.	6.6	Dick Miller	1956
3.	6.2	Clarence Sherrod	1971
	6.2	**John Tonje**	**2025**
5.	6.0	Ron Jackson	1962
6.	5.9	Dick Cable	1955

FREE THROW PERCENTAGE (MIN. 50 MADE)

1.	**.916 (152-166)**	**John Tonje**	**2025**
2.	.905 (57-63)	Brian Good	1990
	.905 (57-63)	Bronson Koenig	2017
4.	.899 (80-89)	Ben Brust	2014
5.	.894 (59-66)	Rick Olson	1984

3-POINT FG PERCENTAGE (MIN. 60 3FGAS)

1.	.490 (75-153)	Tracy Webster	1989
2.	.486 (54-111)	Tim Locum	1989
3.	.485 (65-134)	Tim Locum	1991
4.	.475 (29-61)	Mike Heineman	1987
	.554 (31-56)	**Kamari McGee**	**1992**

INDIVIDUAL SINGLE GAME

POINTS

1.	43	Frank Kaminsky vs. N Dakota	11/19/13
2.	42	Ken Barnes vs. Indiana	3/8/65
	42	Michael Finley at E. Michigan	12/10/94
4.	**41**	**John Tonje vs. Arizona**	**11/15/24**
5.	39	Rick Olson vs. Michigan	1/14/84
	39	Jordan Taylor at Indiana	3/3/11

FREE THROWS

1.	**21**	**John Tonje vs. Arizona**	**11/15/24**
2.	17	Dale Koehler vs. Loyola (Chi.)	12/6/75
	17	Nigel Hayes vs. Indiana	1/26/16

FREE THROWS ATTEMPTS

1.	24	Paul Morrow at Michigan	2/21/53
2.	23	Dale Koehler vs. Loyola (Chi.)	12/6/75
3.	22	Nigel Hayes vs. Indiana	1/26/16
	22	**John Tonje vs. Arizona**	**11/15/24**

NCAA, TEAM SINGLE SEASON

FREE THROWS PERCENTAGE

1.	***.837 (430-514)***	***Wisconsin***	***2024-25***
2.	.830 (527-635)	Villanova	2020-21
3.	.822 (535-651)	Harvard	1983-84
4.	.821 (407-496)	Oral Roberts	2020-21
5.	.820 (456-556)	Villanova	2022-23

BIG TEN, TEAM SINGLE SEASON

FREE THROWS PERCENTAGE

1.	***.837 (430-514)***	***Wisconsin***	***2024-25***
2.	.818 (436-533)	Wisconsin	2010-11
3.	.813 (266-327)	Michigan St.	2024-25
4.	.809 (452-559)	Ohio State	1969-70

TEAM SINGLE SEASON

POINTS PER GAME

1.	86.3	1970-71
2.	84.7	1961-62
3.	81.9	1963-64
4.	81.8	1966-67
5.	***81.5***	***2024-25***

FREE THROWS PERCENTAGE

1.	***.837 (430-514)***	***2024-25***
2.	.818 (436-533)	2010-11
3.	.768 (364-474)	2020-21
4.	.764 (353-462)	2019-20
5.	.763 (584-765)	2014-15

MADE FREE THROWS PER GAME

1.	22.5 (495 in 22 games)	1954-55
2.	22.1 (486 in 22 games)	1953-54
3.	21.5 (473 in 22 games)	1952-53
4.	19.5 (430 in 22 games)	1955-56
5.	19.3 (463 in 24 games)	1970-71
6.	19.0 (457 in 24 games)	1966-67
--	**17.2 (430 in 25 games)**	**2024-25**

BEST STARTS (NCAA TOURNAMENT ERA, 1938-39)

1.	16-0	2013-14
2.	11-0	1993-94
3.	8-0	1986-86
	8-0	**2024-25**
4.	7-0	1973-74
	7-0	2014-15

BIG TEN RECORDS — CAREER

BIG TEN WINS

14.	150-78 (.658)	Thad Matta, OSU	2005-17
15.	143-182 (.440)	Harold Foster, WIS	1935-59
16.	140-134 (.511)	Fran McCaffery, IOWA	2010-pres.
17.	138-141 (.495)	Arthur Lonborg, NU	1928-50
18.	126-92 (.578)	John Beilein, MICH	2008-19
19.	125-104 (.546)	Tom Davis, IOWA	1986-99
20.	120-72 (.625)	Johnny Orr, MICH	1969-80
21.	**114-74 (.606)**	**Greg Gard, WIS**	**2016-present**
22.	103-100 (.507)	L.J. Cooke, MINN	1897-24
	103-116 (.470)	Dave MacMillan, MINN	1928-42, '46-48

BIG TEN WIN PERCENTAGE (MIN. 100 WINS)

1.	172-68 (.717)	Bo Ryan, WIS	2002-Present
2.	353-151 (.700)	Bob Knight, IND	1972-2000
3.	228-105 (.685)	Ward Lambert, PUR	1917, '19-45
4.	354-172 (.673)	Tom Izzo, MSU	1995-Present
5.	158-80 (.660)	Walter Meanwell, WIS	1912-17, '21-34
6.	150-78 (.658)	Thad Matta, OSU	2005-17
7.	237-127 (.651)	Matt Painter, PUR	2005-Present
8.	210-116 (.644)	Branch McCracken, IND	1939-43, '47-65
9.	174-104 (.626)	Harry Combes, ILL	1948-67
10.	120-72 (.625)	Johnny Orr, MICH	1969-80
11.	265-169 (.611)	Gene Keady, PUR	1981-2005
12.	158-102 (.608)	Fred Taylor, OSU	1959-76
13.	**114-74 (.606)**	**Greg Gard, WIS**	**2016-present**
14.	98-64 (.605)	Bill Frieder, MICH	1981-89
15.	126-92 (.578)	John Beilein, MICH	2008-19

2 | JACK ROBISON

Freshman | Forward | 6-5 | 190
Lakeville, Minn. | Lakeville North HS

X: @JackRobison17 | **Instagram:** @jackrobison2

GET TO KNOW JACK

Jack Robison is a three-star wing from Lakeville, Minnesota. The fourth player from Lakeville North High School to commit to play for Wisconsin and Coach Gard, he follows in the path of a growing line that includes current Badgers Tyler Wahl and Nolan Winter (teammate of Robison at Lakeville North), and former UW forward Nate Reuvers. As a junior at Lakeville North, Robison earned all-conference honors averaging 16 points, six rebounds and four assists per game to help lead his team to third in state. His sophomore season, Robison averaged 16.8 points per game. A versatile player at 6-foot-6, Robison is known for his shooting ability, but is also a skilled athlete that utilizes his length to makes plays on both ends of the floor. His multi-dimensional skill set allows him to play shooting guard, small forward, and in some instances a stretch forward.

INDIVIDUAL BENCHMARKS

	SEASON	CAREER
GP/GS	11/0	11/0
5+ POINTS:	0	0
10+ POINTS:	0	0
3+ 3-PTERS MADE:	0	0
5+ REBOUNDS:	0	0
10+ REBOUNDS:	0	0
LED TEAM IN PTS:	0	0
LED TEAM IN REB:	0	0

TOP PERFORMANCES

- **vs. App State (11/10/24):** Scored his first career points, sinking a three on his first career field goal attempt.
- **vs. Holy Cross (11/4/24):** Made his Badger debut, playing 2 minutes in the win.

SEASON HIGHS

POINTS: 3 (2x) MR vs. UCF (11/22/24)
FIELD GOALS: 1 (2x) MR vs. UCF (11/22/24)
FG ATTEMPTS: 1 (2x) MR vs. UCF (11/22/24)
3-POINT FGS: 1 (2x) MR vs. UCF (11/22/24)
3-POINT FGAS: 1 (2x) MR vs. UCF (11/22/24)
FREE THROWS: --
FT ATTEMPTS: --
REBOUNDS: 1 vs. Detroit Mercy (12/22/24)
ASSISTS: 1 vs. Nebraska (1/26/25)
BLOCKS: --
STEALS: --
MINUTES: 3 (3x) MR vs. Minnesota 1/10/25)

CAREER HIGHS

POINTS: 3 (2x) MR vs. UCF (11/22/24)
FIELD GOALS: 1 (2x) MR vs. UCF (11/22/24)
FG ATTEMPTS: 1 (2x) MR vs. UCF (11/22/24)
3-POINT FGS: 1 (2x) MR vs. UCF (11/22/24)
3-POINT FGAS: 1 (2x) MR vs. UCF (11/22/24)
FREE THROWS: --
FT ATTEMPTS: --
REBOUNDS: 1 vs. Detroit Mercy (12/22/24)
ASSISTS: 1 vs. Nebraska (1/26/25)
BLOCKS: --
STEALS: --
MINUTES: 3 (3x) MR vs. Minnesota 1/10/25)

GAME-BY-GAME STATISTICS

#2 ROBISON, Jack

				Total		3-Pointers		Free throws		Rebounds										
Opponent	**Date**	**GS**	**MIN**	**FG-FGA**	**PCT**	**3FG-3FGA**	**PCT**	**FT-FTA**	**PCT**	**OFF**	**DEF**	**TOT**	**AVG**	**PF**	**A**	**TO**	**BLK**	**STL**	**PTS**	**AVG**
Holy Cross	11/04/2024		01:40	0-0	.000	0-0	.000	0-0	.000	0	0	0	0.0	0	0	0	0	0	0	0.0
App State	11/10/2024		00:42	1-1	1.000	1-1	1.000	0-0	.000	0	0	0	0.0	0	0	0	0	0	3	1.5
Arizona	11/15/2024		00:12	0-0	.000	0-0	.000	0-0	.000	0	0	0	0.0	0	0	0	0	0	0	1.0
vs UCF	11/22/2024		01:20	1-1	1.000	1-1	1.000	0-0	.000	0	0	0	0.0	1	0	0	0	0	3	1.5
Chicago St.	11/30/2024		00:30	0-0	.000	0-0	.000	0-0	.000	0	0	0	0.0	0	0	0	0	0	0	1.2
Detroit Mercy	12/22/2024		01:41	0-0	.000	0-0	.000	0-0	.000	1	0	1	0.2	0	0	0	0	0	0	1.0
Iowa	01/03/2025		01:08	0-0	.000	0-0	.000	0-0	.000	0	0	0	0.1	0	0	0	0	0	0	0.9
Minnesota	01/10/2025		01:37	0-0	.000	0-0	.000	0-0	.000	0	0	0	0.1	0	0	0	0	0	0	0.8
at Southern California	01/18/2025		00:39	0-0	.000	0-0	.000	0-0	.000	0	0	0	0.1	0	0	0	0	0	0	0.7
Nebraska	01/26/2025		01:53	0-0	.000	0-0	.000	0-0	.000	0	0	0	0.1	0	1	0	0	0	0	0.6
Indiana	02/04/2025		01:09	0-0	.000	0-0	.000	0-0	.000	0	0	0	0.1	0	0	0	0	0	0	0.5
Totals		**0**	**12:31**	**2-2**	**1.000**	**2-2**	**1.000**	**0-0**	**.000**	**1**	**0**	**1**	**0.1**	**1**	**1**	**0**	**0**	**0**	**6**	**0.5**

CAREER STATISTICS

ROBISON, Jack

				Field Goals		3-Point		F-Throws		Rebounds									Scoring	
SEASON	**TEAM**	**GP-GS**	**MIN/AVG**	**FG-FGA**	**FG%**	**3FG-3FGA**	**3FG%**	**FT-FTA**	**FT%**	**OFF**	**DEF**	**TOT**	**AVG**	**PF-FO**	**A**	**TO**	**BLK**	**STL**	**PTS**	**AVG**
2024-25	Wisc	11-0	13/1.1	2-2	1.000	2-2	1.000	0-0	.000	1	0	1	0.1	1-0	1	0	0	0	6	0.5
TOTAL		**11-0**	**13/1.1**	**2-2**	**1.000**	**2-2**	**1.000**	**0-0**	**.000**	**1**	**0**	**1**	**0.1**	**1-0**	**1**	**0**	**0**	**0**	**6**	**0.5**

3 | CAMREN HUNTER

Junior | Guard | 6-2 | 222
Bryant, Ark. | Central Arkansas

X: N/A | **Instagram:** @camrenhunter3

GET TO KNOW CAMREN

Camren Hunter begins his first season at Wisconsin after transferring from Central Arkansas, where he spent three seasons. Hunter missed his junior season at Central Arkansas due to injury. A proflific scorer, he was recognized as the ASUN Conference Freshman of the Year and named to the All-ASUN First Team in 2021-22 after averaging 14.1 points per game. He Increased his scoring average to 16.9 points per game as a sophomore (2022-23), In all-around player, Hunter has recorded five career double-doubles, as well as a triple-double.

INDIVIDUAL BENCHMARKS

	SEASON	CAREER
GP/GS	6/0	66/60
15+ POINTS:	0	33
20+ POINTS:	0	13
3+ 3-PTERS MADE:	0	11
5+ REBOUNDS:	0	30
5+ ASSISTS:	0	17
LED TEAM IN PTS:	0	15
LED TEAM IN REB:	0	3

TOP PERFORMANCES

- **at Queens (NC) (1/12/23):** Scored career high 33 points, going 11-for-20 in the win.
- **vs. North Alabama (1/18/23):** Recorded first career triple-double with 20 points, 12 rebounds, and tied a career-high 11 assists.
- **at Jacksonville State (2/12/22):** Led his team to victory after scoring 21 points, with 8 rebounds and 7 assists. Swiped a career-high 5 steals as well.

SEASON HIGHS

POINTS: 3 vs. Iowa (1/03/25)
FIELD GOALS: 1 vs. Iowa (1/03/25)
FG ATTEMPTS: 4 vs. Detroit Mercy (12/22/24)
3-POINT FGS: 1 vs. Iowa (1/03/25)
3-POINT FGAS: 1 (2x) MR vs. Iowa (1/03/25)
FREE THROWS: --
FT ATTEMPTS: --
REBOUNDS: 4 vs. Detroit Mercy (12/22/24)
ASSISTS: 1 vs App State (11/10/24)
BLOCKS: --
STEALS: --
MINUTES: 8 vs. Detroit Mercy (12/22/24)

CAREER HIGHS

POINTS: 33 at Queens (NC) (1-12-23)*
FIELD GOALS: 11 at Queens (NC) (1-12-23)*
FG ATTEMPTS: 23 at Northwestern St (11-26-22)*
3-POINT FGS: 4 (3x) MR vs. Kennesaw St (2-24-23)*
3-POINT FGAS: 9 (2x) MR at Queens (NC) (1-12-23)*
FREE THROWS: 10 (2x) MR vs. North Florida (1-26-23)*
FT ATTEMPTS: 14 vs. North Alabama (1-18-23)*
REBOUNDS: 13 vs. Champion Christian (12-31-21)*
ASSISTS: 11 (2x) vs. North Alabama MR (1-18-23)*
BLOCKS: 4 at Texas A&M (12-29-21)*
STEALS: 5 (2x) MR at Oral Roberts (12-10-22)*
MINUTES: 41 (3x) MR vs. Florida Gulf Coast (1-2-23)*

*recorded at Central Arkansas

GAME-BY-GAME STATISTICS

#3 HUNTER, Camren

				Total		3-Pointers		Free throws		Rebounds										
Opponent	**Date**	**GS**	**MIN**	**FG-FGA**	**PCT**	**3FG-3FGA**	**PCT**	**FT-FTA**	**PCT**	**OFF**	**DEF**	**TOT**	**AVG**	**PF**	**A**	**TO**	**BLK**	**STL**	**PTS**	**AVG**
App State	11/10/2024		00:42	0-0	.000	0-0	.000	0-0	.000	0	0	0	0.0	1	1	0	0	0	0	0.0
Arizona	11/15/2024		00:17	0-0	.000	0-0	.000	0-0	.000	0	0	0	0.0	0	0	0	0	0	0	0.0
Chicago St.	11/30/2024		01:36	0-0	.000	0-0	.000	0-0	.000	0	0	0	0.0	1	0	0	0	0	0	0.0
at Marquette	12/07/2024		00:06	0-0	.000	0-0	.000	0-0	.000	0	0	0	0.0	0	0	0	0	0	0	0.0
Detroit Mercy	12/22/2024		08:28	0-4	.000	0-1	.000	0-0	.000	2	2	4	0.8	0	0	0	0	0	0	0.0
Iowa	01/03/2025		02:12	1-1	1.000	1-1	1.000	0-0	.000	0	0	0	0.7	1	0	0	0	0	3	0.5
Totals		**0**	**13:21**	**1-5**	**.200**	**1-2**	**.500**	**0-0**	**.000**	**2**	**2**	**4**	**0.7**	**3**	**1**	**0**	**0**	**0**	**3**	**0.5**

CAREER STATISTICS

HUNTER, Camren

				Field Goals		3-Point		F-Throws		Rebounds									Scoring	
SEASON	**TEAM**	**GP-GS**	**MIN/AVG**	**FG-FGA**	**FG%**	**3FG-3FGA**	**3FG%**	**FT-FTA**	**FT%**	**OFF**	**DEF**	**TOT**	**AVG**	**PF-FO**	**A**	**TO**	**BLK**	**STL**	**PTS**	**AVG**
2021-22	UCA	30-30	976/32.5	155-347	.447	25-100	.250	88-108	.815	56	91	147	4.9	57-2	102	86	15	45	423	14.1
2022-23	UCA	30-30	1020/34.0	182-430	.423	50-161	.311	92-117	.786	34	116	150	5.0	43-0	118	83	17	45	506	16.9
2024-25	Wisc	6-0	13/2.2	1-5	.200	1-2	.500	0-0	.000	2	2	4	0.7	3-0	1	0	0	0	3	0.5
TOTAL FOR Wisc		**6-0**	**13/2.2**	**1-5**	**.200**	**1-2**	**.500**	**0-0**	**.000**	**2**	**2**	**4**	**0.7**	**3-0**	**1**	**0**	**0**	**0**	**3**	**0.5**
TOTAL		**66-60**	**2009/30.4**	**338-782**	**.432**	**76-263**	**.289**	**180-225**	**.800**	**92**	**209**	**301**	**4.6**	**103-2**	**221**	**169**	**32**	**90**	**932**	**14.1**

4 | KAMARI McGEE

Senior | Guard | 6-0 | 181
Racine, Wis. | Racine St. Catherine's

X/Twitter: @KamariMcGee | **Instagram:** @killa._.kam

GET TO KNOW KAMARI

A native of Racine, Wisconsin, junior guard Kamari McGee begins his third season representing his home state Badgers in 2024-25. As someone who grew up in the state of Wisconsin, McGee is realizing a lifelong dream of being a Wisconsin Badger. He's played in 56 career games at Wisconsin, averaging 7.6 minutes per game over his career with the Badgers as a key reserve player. He serves a valuable role as a defensive guard, leading the 2023-24 squad in steal percentaged. Prior to Wisconsin, McGee averaged 11.6 points per game at Green Bay, and was named to the Horizon League's All-Freshman Team.

INDIVIDUAL BENCHMARKS

	SEASON	CAREER
GP/GS:	25/1	111/22
10+ POINTS:	7	24
20+ POINTS:	0	5
3+ ASSISTS:	9	18
2+ STEALS:	4	15
LED TEAM IN PTS:	0	11
LED TEAM IN AST:	3	15

TOP PERFORMANCES

- **vs Minnesota (1/10/25):** Scored a UW career high 15 pts (3-4 3FG), plus 5 reb, 3 steals in his first ever start with Wisconsin.
- **vs UCF (11/22/24):** Scored a then UW career high 14 pts (5-6 FG, 3-4 3FG), plus 4 reb, 3 ast in the win.
- **vs Montana State (11/7/24):** Matched his then-career-high at UW scoring 11 points (5-7 FG, 1-1 3FG), to go along with 3 rebounds, 3 assists and 1 steal.
- **vs Northwestern (3/15/24):** Played a season-high 23 minutes, tallying 4 pts, 3 reb, 1 ast and 1 blk.
- **vs Rutgers (3/7/24):** Scored a then-UW-career-best 11 pts (5-5 FG, 1-1 3FG) in 10 minutes off the bench.
- **vs Robert Morris (11/17/23):** Season high 17 minutes off bench with 6 points (4-6 FT), 1 reb, 1 stl.
- **vs Michigan (2/26/23):** Played a season high 25 points in a win over Michigan, tallying 6 pts and 3 reb
- **at Marquette (12/3/22):** Scored his first points as a Badger, finishing with 5 pts off the bench in a win.
- **vs Wright State (2/9/22):** Finished with a career high 24 points, 5 rebounds and 5 steals for Green Bay

SEASON HIGHS

POINTS:	15 vs. Minnesota (1/10/25)
FIELD GOALS:	5 (3x) MR vs. Minnesota (1/10/25)
FG ATTEMPTS:	10 vs. Minnesota (1/10/25)
3-POINT FGS:	4 vs. Iowa (1/3/25)
3-POINT FGAS:	5 (3x) MR vs. Indiana (2/4/25)
FREE THROWS:	4 at Maryland (1/29/25)
FT ATTEMPTS:	4 at Maryland (1/29/25)
REBOUNDS:	5 (2x) MR vs. Minnesota (1/10/25)
ASSISTS:	4 (3x) MR vs. USC (1/18/25)
BLOCKS:	1 vs. Michigan (12/3/24)
STEALS:	3 vs. Minnesota (1/10/25)
MINUTES:	33 vs. Minnesota (1/10/25)

CAREER HIGHS

POINTS:	24 vs. Wright State (2/9/22)*
FIELD GOALS:	9 (2x) MR vs. Wright State (2/9/22)*
FG ATTEMPTS:	19 vs. UIC (1/15/22)*
3-POINT FGS:	4 vs. Iowa (1/3/25)
3-POINT FGAS:	8 at Milwaukee (2/13/22)*
FREE THROWS:	8 vs. Milwaukee (1/5/22)*
FT ATTEMPTS:	8 vs. Milwaukee (1/5/22)*
REBOUNDS:	9 (2x) MR vs. Detroit (3/1/22)*
ASSISTS:	4 (5x) MR vs. USC (1/18/25)
BLOCKS:	1 (4x) MR vs. Michigan (12/3/24)
STEALS:	4 at IUPUI (2/26/22)*
MINUTES:	40 vs. UIC (1/15/22)*

*recorded at Green Bay

GAME-BY-GAME STATISTICS

#4 MCGEE, Kamari

				Total		3-Pointers		Free throws		Rebounds										
Opponent	**Date**	**GS**	**MIN**	**FG-FGA**	**PCT**	**3FG-3FGA**	**PCT**	**FT-FTA**	**PCT**	**OFF**	**DEF**	**TOT**	**AVG**	**PF**	**A**	**TO**	**BLK**	**STL**	**PTS**	**AVG**
Holy Cross	11/04/2024		27:39	2-6	.333	1-4	.250	2-2	1.000	1	1	2	2.0	2	4	1	0	1	7	7.0
Montana St.	11/07/2024		27:45	5-7	.714	1-1	1.000	0-0	.000	1	2	3	2.5	0	3	0	0	1	11	9.0
App State	11/10/2024		21:42	2-3	.667	0-1	.000	0-0	.000	0	3	3	2.7	3	0	1	0	0	4	7.3
Arizona	11/15/2024		16:54	2-3	.667	2-2	1.000	0-0	.000	0	3	3	2.8	4	1	1	0	0	6	7.0
UTRGV	11/18/2024		20:43	0-2	.000	0-1	.000	0-0	.000	0	1	1	2.4	2	2	0	0	1	0	5.6
vs UCF	11/22/2024		18:59	5-6	.833	3-4	.750	1-1	1.000	0	4	4	2.7	4	3	1	0	1	14	7.0
vs Pittsburgh	11/24/2024		28:26	4-5	.800	2-3	.667	0-0	.000	1	2	3	2.7	4	2	0	0	0	10	7.4
Chicago St.	11/30/2024		14:44	0-2	.000	0-1	.000	0-0	.000	0	2	2	2.6	2	0	2	0	0	0	6.5
Michigan	12/03/2024		25:27	2-5	.400	1-2	.500	3-3	1.000	1	3	4	2.8	0	1	0	1	1	8	6.7
at Marquette	12/07/2024		19:24	2-3	.667	1-1	1.000	2-2	1.000	0	0	0	2.5	5	0	0	0	2	7	6.7
at Illinois	12/10/2024		20:38	2-4	.500	0-0	.000	0-2	.000	2	0	2	2.5	2	3	0	0	1	4	6.5
vs Butler	12/14/2024		26:07	2-4	.500	1-2	.500	1-2	.500	0	3	3	2.5	5	3	0	0	1	6	6.4
Detroit Mercy	12/22/2024		14:11	1-5	.200	0-2	.000	1-1	1.000	0	5	5	2.7	2	1	0	0	2	3	6.2
Iowa	01/03/2025		21:13	4-8	.500	4-5	.800	0-0	.000	0	4	4	2.8	2	4	1	0	1	12	6.6
at Rutgers	01/06/2025		23:54	3-4	.750	0-0	.000	0-0	.000	0	1	1	2.7	1	3	1	0	1	6	6.5
Minnesota	01/10/2025	*	33:24	5-10	.500	3-4	.750	2-2	1.000	1	4	5	2.8	1	2	1	0	3	15	7.1
Ohio St.	01/14/2025		16:21	3-5	.600	1-3	.333	2-2	1.000	1	0	1	2.7	2	0	1	0	0	9	7.2
at Southern California	01/18/2025		28:32	3-5	.600	2-3	.667	2-2	1.000	1	2	3	2.7	2	4	1	0	2	10	7.3
at UCLA	01/21/2025		18:50	1-4	.250	1-3	.333	0-0	.000	0	1	1	2.6	1	3	1	0	1	3	7.1
Nebraska	01/26/2025		17:59	4-6	.667	3-5	.600	0-0	.000	0	2	2	2.6	1	1	0	0	1	11	7.3
at Maryland	01/29/2025		22:48	2-8	.250	1-3	.333	4-4	1.000	0	2	2	2.6	1	1	1	0	0	9	7.4
at Northwestern	02/01/2025		22:16	1-2	.500	0-0	.000	2-3	.667	1	1	2	2.5	1	3	1	0	1	4	7.2
Indiana	02/04/2025		18:47	3-7	.429	3-5	.600	0-0	.000	1	2	3	2.6	3	1	0	0	0	9	7.3
at Iowa	02/08/2025		20:44	2-2	1.000	1-1	1.000	0-0	.000	1	1	2	2.5	2	2	1	0	1	5	7.2
at Purdue	02/15/2025		07:06	1-1	1.000	0-0	.000	2-2	1.000	0	1	1	2.5	1	1	0	0	0	4	7.1
Totals		**1**	**534:32**	**61-117**	**.521**	**31-56**	**.554**	**24-28**	**.857**	**12**	**50**	**62**	**2.5**	**53**	**48**	**15**	**1**	**22**	**177**	**7.1**

CAREER STATISTICS

MCGEE, Kamari

				Field Goals		3-Point		F-Throws		Rebounds									Scoring	
SEASON	**TEAM**	**GP-GS**	**MIN/AVG**	**FG-FGA**	**FG%**	**3FG-3FGA**	**3FG%**	**FT-FTA**	**FT%**	**OFF**	**DEF**	**TOT**	**AVG**	**PF-FO**	**A**	**TO**	**BLK**	**STL**	**PTS**	**AVG**
2021-22	GB	30-21	873/29.1	132-340	.388	25-91	.275	59-73	.808	16	67	83	2.8	72-1	58	76	2	32	348	11.6
2022-23	Wisc	31-0	219/7.1	14-50	.280	5-27	.185	7-8	.875	4	16	20	0.6	24-0	16	8	0	7	40	1.3
2023-24	Wisc	25-0	206/8.3	19-35	.543	3-11	.273	11-18	.611	3	17	20	0.8	32-0	11	8	1	13	52	2.1
2024-25	Wisc	25-1	535/21.4	61-117	.521	31-56	.554	24-28	.857	12	50	62	2.5	53-2	48	15	1	22	177	7.1
TOTAL FOR Wisc		**81-1**	**960/11.9**	**94-202**	**.465**	**39-94**	**.415**	**42-54**	**.778**	**19**	**83**	**102**	**1.3**	**109-2**	**75**	**31**	**2**	**42**	**269**	**3.3**
TOTAL		**111-22**	**1834/16.5**	**226-542**	**.417**	**64-185**	**.346**	**101-127**	**.795**	**35**	**150**	**185**	**1.7**	**181-3**	**133**	**107**	**4**	**74**	**617**	**5.6**

5 | DANIEL FREITAG

Freshman | Guard | 6-2 | 181
Bloomington, Minn. | Breck HS

X: @DanielFreitag_ | **Instagram:** @danielfreitag_

GET TO KNOW DANIEL

Daniel Freitag is a four-star prospect from Bloomington, Minnesota, ranked as the ninth-best point guard in the nation for the 2024 class, according to 247Sports. The 6-foot-3 guard averaged 28.8 points, 9.9 rebounds and 4.1 assists per game as a junior at Jefferson High School. He was named the Metro West Conference Player of the Year, while earning all-conference honors. He became Jefferson's all-time leading scorer in just three years.

INDIVIDUAL BENCHMARKS

	SEASON	CAREER
GP/GS	10/0	10/0
5+ POINTS:	0	0
10+ POINTS:	0	0
20+ POINTS:	0	0
3+ ASSISTS:	0	0
2+ STEALS:	0	0
LED TEAM IN PTS:	0	0
LED TEAM IN AST:	0	0

TOP PERFORMANCES

- **vs. Iowa (1/3/25):** Slammed down a dunk to score his first collegiate points, finishing with 2 points in 1 minute of play.
- **vs. Holy Cross (11/4/24):** Made his Badger debut, playing 3 minutes in the win.

SEASON HIGHS

POINTS:	2 vs. Iowa (1/3/25)
FIELD GOALS:	1 vs. Iowa (1/3/25)
FG ATTEMPTS:	3 vs. Detroit Mercy (12/22/24)
3-POINT FGS:	--
3-POINT FGAS:	3 vs. Detroit Mercy (12/22/24)
FREE THROWS:	--
FT ATTEMPTS:	2 vs. Minnesota (1/10/25)
REBOUNDS:	1 (3x) vs. Minnesota (1/10/25)
ASSISTS:	1 (3x) MR vs. Iowa (1/3/25)
BLOCKS:	--
STEALS:	1 vs. Chicago State (11/30/24)
MINUTES:	5 vs. Chicago State (11/30/24)

CAREER HIGHS

POINTS:	2 vs. Iowa (1/3/25)
FIELD GOALS:	1 vs. Iowa (1/3/25)
FG ATTEMPTS:	3 vs. Detroit Mercy (12/22/24)
3-POINT FGS:	--
3-POINT FGAS:	3 vs. Detroit Mercy (12/22/24
FREE THROWS:	--
FT ATTEMPTS:	2 vs. Minnesota (1/10/25)
REBOUNDS:	1 (3x) vs. Minnesota (1/10/25)
ASSISTS:	1 (3x) MR vs. Iowa (1/3/25)
BLOCKS:	--
STEALS:	1 vs. Chicago State (11/30/24)
MINUTES:	5 vs. Chicago State (11/30/24)

GAME-BY-GAME STATISTICS

#5 FREITAG, Daniel

				Total		3-Pointers		Free throws		Rebounds											
Opponent	Date	GS	MIN	FG-FGA	PCT	3FG-3FGA	PCT	FT-FTA	PCT	OFF	DEF	TOT	AVG	PF	A	TO	BLK	STL	PTS	AVG
Holy Cross	11/04/2024		02:42	0-1	.000	0-1	.000	0-0	.000	0	0	0	0.0	1	0	0	0	0	0	0.0
App State	11/10/2024		03:11	0-1	.000	0-1	.000	0-0	.000	0	0	0	0.0	0	1	0	0	0	0	0.0
Arizona	11/15/2024		00:12	0-0	.000	0-0	.000	0-0	.000	0	0	0	0.0	0	0	0	0	0	0	0.0
vs UCF	11/22/2024		01:20	0-0	.000	0-0	.000	0-0	.000	0	0	0	0.0	1	0	0	0	0	0	0.0
Chicago St.	11/30/2024		04:48	0-1	.000	0-0	.000	0-0	.000	1	0	1	0.2	1	1	0	0	1	0	0.0
Detroit Mercy	12/22/2024		03:19	0-3	.000	0-3	.000	0-0	.000	0	1	1	0.3	4	0	0	0	0	0	0.0
Iowa	01/03/2025		01:08	1-1	1.000	0-0	.000	0-0	.000	0	0	0	0.3	0	1	0	0	0	2	0.3
Minnesota	01/10/2025		04:24	0-2	.000	0-1	.000	0-2	.000	0	1	1	0.4	0	0	0	0	0	0	0.3
at Southern California	01/18/2025		00:39	0-0	.000	0-0	.000	0-0	.000	0	0	0	0.3	0	0	0	0	0	0	0.2
Indiana	02/04/2025		01:09	0-0	.000	0-0	.000	0-0	.000	0	0	0	0.3	0	0	1	0	0	0	0.2
Totals		**0**	**22:52**	**1-9**	**.111**	**0-6**	**.000**	**0-2**	**.000**	**1**	**2**	**3**	**0.3**	**7**	**3**	**1**	**0**	**1**	**2**	**0.2**

CAREER STATISTICS

FREITAG, Daniel

				Field Goals		3-Point		F-Throws		Rebounds									Scoring	
SEASON	TEAM	GP-GS	MIN/AVG	FG-FGA	FG%	3FG-3FGA	3FG%	FT-FTA	FT%	OFF	DEF	TOT	AVG	PF-FO	A	TO	BLK	STL	PTS	AVG
2024-25	Wisc	10-0	23/2.3	1-9	.111	0-6	.000	0-2	.000	1	2	3	0.3	7-0	3	1	0	1	2	0.2
TOTAL		**10-0**	**23/2.3**	**1-9**	**.111**	**0-6**	**.000**	**0-2**	**.000**	**1**	**2**	**3**	**0.3**	**7-0**	**3**	**1**	**0**	**1**	**2**	**0.2**

7 | CARTER GILMORE

Senior | Forward | 6-7 | 225
Hartland, Wis. | Arrowhead

X/Twitter: @CarterGilmore03 | **Instagram:** @cartergilmore_

GET TO KNOW CARTER

A 6-foot-7 forward from Hartland, Wisconsin, Carter Gilmore is now in his fifth season with Wisconsin. Gilmore played in 33 games last season for the Badgers, averaging 9.2 minutes per game as a key rotation player. A preferred walk-on who has since earned a scholarship, Gilmore provides a wealth of veteran leadership. He was a member of the 2021-22 conference championship for the Badgers, and has appeared in four NCAA Tournament games. Gilmore was a standout in-state recruit at Arrowhead, where he finished as the all-time leading scorer (1,565 points). His parents are Brian and Stephanie Gilmore. Carter's father, Brian, played for former Wisconsin head coach and hall of famer Bo Ryan's first Division III national championship team at UW-Platteville in 1991. His mother, Stephanie, was a standout player on the University of Wisconsin-Platteville women's team, inducted into the WIAC Hall of Fame in 2018.

INDIVIDUAL BENCHMARKS

	SEASON	CAREER
GP/GS:	25/0	123/3
5+ POINTS:	9	20
10+ POINTS:	2	2
5+ REBOUNDS:	2	9
LED UW IN PTS:	0	--
LED UW IN REB:	1	1

TOP PERFORMANCES

- **at Northwestern (2/1/25):** Scored 15 points (all in the second half) to lead UW to a comeback victory over Northwestern. Set additional career-highs in FGM (5), 3PM (3), and matched carrer-high in rebounds (7).
- **vs. #13 Illinois (3/17/24):** Matched his season high with 7 points (2-3 FG, 3-3 FT) in 16 minutes.
- **vs. #3 Purdue (3/16/24):** Played a season high 18 minutes, tallying 3 points, 2 assists and 1 rebound.
- **vs. #24 Virginia (11/20/23):** Had 4 points (2-2 FG) and 4 rebounds in 13 minutes off the bench in a win.
- **at Iowa (11/12/22):** Scored a career high 8 points, plus 4 rebounds off the bench in a win at Iowa.
- **vs #13 Maryland (12/6/22):** Tallied 7 points, 3 rebounds, 1 assist and 1 block in a win.

SEASON HIGHS

POINTS:	15 at Northwestern (2/1/25)
FIELD GOALS:	5 at Northwestern (2/1/25)
FG ATTEMPTS:	7 at Northwestern (2/1/25)
3-POINT FGS:	3 (2x) MR vs. Indiana (2/4/25)
3-POINT FGAS:	5 at Northwestern (2/1/25)
FREE THROWS:	2 (3x) MR at Northwestern (2/1/25)
FT ATTEMPTS:	2 (6x) MR vs. Indiana (2/4/25)
REBOUNDS:	7 at Northwestern (2/1/25)
ASSISTS:	5 at #5 Marquette (12/7/24)
BLOCKS:	2 (3x) MR at Purdue (2/15/25)
STEALS:	1 (3x) MR at #5 Marquette (12/7/24)
MINUTES:	28 vs Ohio State (1/14/25)

CAREER HIGHS

POINTS:	15 at Northwestern (2/1/25)
FIELD GOALS:	5 at Northwestern (2/1/25)
FG ATTEMPTS:	7 (2x) MR at Northwestern (2/1/25)
3-POINT FGS:	3 (2x) MR vs. Indiana (2/4/25)
3-POINT FGAS:	5 at Northwestern (2/1/25)
FREE THROWS:	5 vs. Chicago State (12-22-23)
FT ATTEMPTS:	5 (2x) MR vs. Chicago St (12-22-23)
REBOUNDS:	7 (2x) MR at Northwestern (2/1/25)
ASSISTS:	5 at #5 Marquette (12/7/24)
BLOCKS:	2 (4x) MR at Purdue (2/15/25)
STEALS:	2 (2x) MR vs. Kansas (11-24-22)
MINUTES:	33 at Indiana (1-14-23)

GAME-BY-GAME STATISTICS

#7 GILMORE, Carter

				Total		3-Pointers		Free throws		Rebounds										
Opponent	**Date**	**GS**	**MIN**	**FG-FGA**	**PCT**	**3FG-3FGA**	**PCT**	**FT-FTA**	**PCT**	**OFF**	**DEF**	**TOT**	**AVG**	**PF**	**A**	**TO**	**BLK**	**STL**	**PTS**	**AVG**
Holy Cross	11/04/2024		08:09	2-2	1.000	0-0	.000	1-1	1.000	1	1	2	2.0	0	0	0	0	0	5	5.0
Montana St.	11/07/2024		19:03	2-3	.667	0-1	.000	0-0	.000	2	0	2	2.0	1	2	0	1	0	4	4.5
App State	11/10/2024		10:26	0-0	.000	0-0	.000	0-0	.000	0	1	1	1.7	2	0	0	0	1	0	3.0
Arizona	11/15/2024		08:25	0-0	.000	0-0	.000	0-0	.000	0	0	0	1.3	3	0	1	1	0	0	2.3
UTRGV	11/18/2024		20:32	0-0	.000	0-0	.000	0-2	.000	1	4	5	2.0	3	0	1	0	1	0	1.8
vs UCF	11/22/2024		19:56	0-2	.000	0-2	.000	2-2	1.000	0	0	0	1.7	3	2	0	2	0	2	1.8
vs Pittsburgh	11/24/2024		01:43	0-1	.000	0-1	.000	0-0	.000	0	0	0	1.4	0	0	0	0	0	0	1.6
Chicago St.	11/30/2024		11:32	1-2	.500	0-1	.000	0-0	.000	0	1	1	1.4	0	1	0	0	0	2	1.6
Michigan	12/03/2024		10:30	1-3	.333	1-3	.333	0-0	.000	1	3	4	1.7	3	0	0	0	0	3	1.8
at Marquette	12/07/2024		19:51	2-5	.400	1-1	1.000	0-0	.000	3	3	6	2.1	1	5	2	0	1	5	2.1
at Illinois	12/10/2024		19:56	3-5	.600	1-2	.500	0-0	.000	1	3	4	2.3	5	0	1	0	0	7	2.5
vs Butler	12/14/2024		21:29	2-3	.667	1-2	.500	2-2	1.000	0	3	3	2.3	3	3	0	0	0	7	2.9
Detroit Mercy	12/22/2024		11:23	0-2	.000	0-2	.000	0-0	.000	0	1	1	2.2	2	1	0	0	0	0	2.7
Iowa	01/03/2025		22:41	2-3	.667	2-2	1.000	0-0	.000	1	1	2	2.2	3	1	1	0	0	6	2.9
at Rutgers	01/06/2025		22:43	1-3	.333	1-2	.500	0-0	.000	1	1	2	2.2	3	0	2	2	0	3	2.9
Minnesota	01/10/2025		07:22	0-1	.000	0-1	.000	0-0	.000	0	0	0	2.1	2	1	0	0	0	0	2.8
Ohio St.	01/14/2025		28:26	2-3	.667	1-1	1.000	0-0	.000	2	1	3	2.1	3	1	1	1	0	5	2.9
at Southern California	01/18/2025		24:14	1-2	.500	0-1	.000	0-0	.000	1	2	3	2.2	1	3	1	0	0	2	2.8
at UCLA	01/21/2025		24:04	2-3	.667	1-2	.500	0-0	.000	0	1	1	2.1	4	1	1	0	0	5	2.9
Nebraska	01/26/2025		21:16	1-4	.250	0-0	.000	1-1	1.000	0	4	4	2.2	1	3	0	0	0	3	3.0
at Maryland	01/29/2025		16:43	1-2	.500	0-1	.000	0-0	.000	2	3	5	2.3	2	0	0	0	0	2	2.9
at Northwestern	02/01/2025		24:05	5-7	.714	3-5	.600	2-2	1.000	2	5	7	2.5	2	1	0	0	0	15	3.5
Indiana	02/04/2025		18:38	3-4	.750	3-3	1.000	1-2	.500	1	2	3	2.6	0	1	0	1	0	10	3.7
at Iowa	02/08/2025		22:42	1-5	.200	1-3	.333	0-0	.000	1	3	4	2.6	5	2	0	0	0	3	3.7
at Purdue	02/15/2025		24:17	1-2	.500	0-1	.000	0-0	.000	0	1	1	2.6	3	1	0	2	0	2	3.6
Totals		**0**	**440:07**	**33-67**	**.493**	**16-37**	**.432**	**9-12**	**.750**	**20**	**44**	**64**	**2.6**	**55**	**29**	**11**	**10**	**3**	**91**	**3.6**

CAREER STATISTICS

GILMORE, Carter

				Field Goals		3-Point		F-Throws		Rebounds									Scoring	
SEASON	**TEAM**	**GP-GS**	**MIN/AVG**	**FG-FGA**	**FG%**	**3FG-3FGA**	**3FG%**	**FT-FTA**	**FT%**	**OFF**	**DEF**	**TOT**	**AVG**	**PF-FO**	**A**	**TO**	**BLK**	**STL**	**PTS**	**AVG**
2020-21	Wisc	9-0	16/1.8	1-5	.200	0-4	.000	0-0	.000	0	3	3	0.3	2-0	0	0	0	0	2	0.2
2021-22	Wisc	22-0	172/7.8	7-27	.259	1-13	.077	4-7	.571	6	16	22	1.0	20-0	8	2	4	2	19	0.9
2022-23	Wisc	35-3	659/18.8	37-91	.407	5-26	.192	12-27	.444	37	50	87	2.5	71-0	33	12	6	19	91	2.6
2023-24	Wisc	33-0	305/9.2	19-39	.487	3-12	.250	19-24	.792	22	24	46	1.4	39-0	16	16	1	3	60	1.8
2024-25	Wisc	25-0	440/17.6	33-67	.493	16-37	.432	9-12	.750	20	44	64	2.6	55-2	29	11	10	3	91	3.6
TOTAL		**124-3**	**1591/12.8**	**97-229**	**.424**	**25-92**	**.272**	**44-70**	**.629**	**85**	**137**	**222**	**1.8**	**187-2**	**86**	**41**	**21**	**27**	**263**	**2.1**

9 | JOHN TONJE

Graduate Student | Guard | 6-5 | 218
North Omaha, Neb. | Missouri

X/Twitter: @johntonje | **Instagram:** @johntonje1

GET TO KNOW JOHN

Tonje joins the Badgers as a sixth-year transfer graduate student after playing at Missouri and Colorado State. He instantly became one of the most experienced players on Wisconsin's roster, entering the 2024-25 saeson having played in 130 career games (50 starts). Tonje is an old soul. He likes drinking coffee, reading books, listening to podcasts, and going for long walks around Madison at around 20,000 steps a day. Tonje averaged 14.6 points (47.3% FG) and 4.7 rebounds per game as a senior at Colorado State in 2022-23. He played in eight games (four starts) at Missouri before sitting out the rest of the season and applying for medical redshirt. Tonje was a member of the Cameroon National Team in the 2023 FIBA Pre-Olympic Qualifying Tournament in Nigeria.

INDIVIDUAL BENCHMARKS

	SEASON	CAREER
GP/GS:	25/25	155/75
20+ POINTS:	10	19
30+ POINTS:	3	4
40+ POINTS:	1	1
2+ 3FG:	12	54
LED UW IN PTS:	14	14
LED UW IN 3FG:	13	13

TOP PERFORMANCES

- **vs #7 Purdue (2/15/25):** Led the team with 32 points (10-15 FG, 4-9 3FG, 8-9 FT), on the way to a road victory over #7 Purdue.
- **vs #9 Arizona (11/15/24):** Erupted for a career high 41 points (8-14 FG, 4-6 3FG, 21-22 FT), plus 6 rebounds in an upset win over #9 Arizona.
- **vs Pitt (11/24/24):** Greenbrier Tip-Off tournament MVP scored 33 points (25 points in the 2H alone), plus 7 rebounds, in title game win.
- **vs Holy Cross (11/4/24):** Scored 23 points (3-6 3FG, 8-8 FT) in his first game at Wisconsin, the most in a Badger debut since at least 2000.
- **vs Oral Roberts (11/9/21):** Went 10-14 from the field in a win, scoring a career high 31 points in 29 minutes.
- **vs Penn State (11/20/22):** Secured first career double-double with 14 points and a career high 13 rebounds.
- **vs Fresno State (3/8/23):** Led Colorado State to conference tournament victory against Fresno State, scoring 20 points with 3 three-pointers.

SEASON HIGHS

POINTS:	41 vs. #9 Arizona (11/15/24)
FIELD GOALS:	11 vs. Pitt (11/24/24)
FG ATTEMPTS:	19 (2x) MR vs. Nebraska (1/26/25)
3-POINT FGS:	6 at UCLA (1/21/25)
3-POINT FGAS:	11 (2x) MR at Northwestern (2/1/25)
FREE THROWS:	21 vs. #9 Arizona (11/15/24)
FT ATTEMPTS:	22 vs. #9 Arizona (11/15/24)
REBOUNDS:	9 at Rutgers (1/6/25)
ASSISTS:	5 vs. App State (11/10/24)
BLOCKS:	2 at Rutgers (1/6/25)
STEALS:	3 vs. Iowa (1/3/25)
MINUTES:	38 (2x) MR at Northwestern (2/1/25)

CAREER HIGHS

POINTS:	41 vs. #9 Arizona (11/15/24)
FIELD GOALS:	10 vs. Oral Roberts (9-11-21)*
FG ATTEMPTS:	16 vs. Miss. Valley State (11-26-22)*
3-POINT FGS:	6 at UCLA (1/21/25)
3-POINT FGAS:	11 (2x) MR at Northwestern (2/1/25)
FREE THROWS:	21 vs. #9 Arizona (11/15/24)
FT ATTEMPTS:	22 vs. #9 Arizona (11/15/24)
REBOUNDS:	13 vs. Penn State (11-20-22)*
ASSISTS:	5 vs. App State (11/10/24)
BLOCKS:	2 (3x) MR at Rutgers (1/6/25)
STEALS:	3 (2x) MR vs. Iowa (1/3/25)
MINUTES:	38 (2x) MR at Northwestern (2/1/25)

*recorded at Colorado State

GAME-BY-GAME STATISTICS

#9 TONJE, John

				Total		3-Pointers		Free throws		Rebounds										
Opponent	**Date**	**GS**	**MIN**	**FG-FGA**	**PCT**	**3FG-3FGA**	**PCT**	**FT-FTA**	**PCT**	**OFF**	**DEF**	**TOT**	**AVG**	**PF**	**A**	**TO**	**BLK**	**STL**	**PTS**	**AVG**
Holy Cross	11/04/2024	*	26:54	6-11	.545	3-6	.500	8-8	1.000	2	3	5	5.0	2	1	3	0	1	23	23.0
Montana St.	11/07/2024	*	27:07	2-4	.500	1-2	.500	8-9	.889	1	3	4	4.5	2	1	3	0	0	13	18.0
App State	11/10/2024	*	30:20	8-14	.571	1-5	.200	0-0	.000	1	6	7	5.3	1	5	0	0	2	17	17.7
Arizona	11/15/2024	*	33:53	8-14	.571	4-6	.667	21-22	.955	0	6	6	5.5	4	1	4	0	1	41	23.5
UTRGV	11/18/2024	*	30:40	3-5	.600	3-5	.600	10-10	1.000	1	2	3	5.0	3	0	3	0	1	19	22.6
vs UCF	11/22/2024	*	30:06	6-14	.429	0-3	.000	3-4	.750	1	5	6	5.2	2	4	2	0	0	15	21.3
vs Pittsburgh	11/24/2024	*	37:51	11-19	.579	1-5	.200	10-10	1.000	3	4	7	5.4	3	1	2	0	0	33	23.0
Chicago St.	11/30/2024	*	29:23	5-12	.417	3-6	.500	9-10	.900	0	5	5	5.4	0	3	1	0	1	22	22.9
Michigan	12/03/2024	*	30:27	5-12	.417	3-5	.600	5-6	.833	0	3	3	5.1	3	0	3	0	2	18	22.3
at Marquette	12/07/2024	*	29:06	3-11	.273	1-5	.200	7-8	.875	1	4	5	5.1	3	1	5	0	0	14	21.5
at Illinois	12/10/2024	*	32:30	5-15	.333	2-7	.286	2-2	1.000	1	3	4	5.0	2	3	4	0	0	14	20.8
vs Butler	12/14/2024	*	30:51	2-8	.250	0-4	.000	7-7	1.000	0	6	6	5.1	1	3	1	0	0	11	20.0
Detroit Mercy	12/22/2024	*	24:41	2-6	.333	1-3	.333	4-4	1.000	1	3	4	5.0	1	3	2	0	0	9	19.2
Iowa	01/03/2025	*	23:04	3-6	.500	2-3	.667	4-5	.800	2	1	3	4.9	0	2	1	0	3	12	18.6
at Rutgers	01/06/2025	*	32:23	6-12	.500	1-4	.250	2-2	1.000	1	8	9	5.1	2	2	1	2	1	15	18.4
Minnesota	01/10/2025	*	24:34	4-10	.400	1-6	.167	7-8	.875	0	6	6	5.2	1	3	1	0	0	16	18.3
Ohio St.	01/14/2025	*	35:30	3-7	.429	1-4	.250	10-10	1.000	0	4	4	5.1	0	0	3	0	1	17	18.2
at Southern California	01/18/2025	*	22:03	0-3	.000	0-2	.000	0-0	.000	0	0	0	4.8	2	1	2	0	0	0	17.2
at UCLA	01/21/2025	*	33:39	8-9	.889	6-7	.857	2-3	.667	1	4	5	4.8	3	2	2	0	0	24	17.5
Nebraska	01/26/2025	*	28:48	9-19	.474	5-11	.455	4-5	.800	1	4	5	4.9	1	0	1	0	0	27	18.0
at Maryland	01/29/2025	*	32:00	8-16	.500	5-8	.625	2-2	1.000	2	4	6	4.9	3	0	2	0	0	23	18.2
at Northwestern	02/01/2025	*	37:32	8-18	.444	5-11	.455	6-6	1.000	1	1	2	4.8	0	3	2	0	0	27	18.6
Indiana	02/04/2025	*	32:47	5-11	.455	1-5	.200	4-6	.667	0	5	5	4.8	0	1	1	0	1	15	18.5
at Iowa	02/08/2025	*	33:14	5-11	.455	3-9	.333	9-10	.900	0	6	6	4.8	2	4	2	1	0	22	18.6
at Purdue	02/15/2025	*	34:26	10-15	.667	4-9	.444	8-9	.889	0	6	6	4.9	0	3	2	1	0	32	19.2
Totals		**25**	**763:49**	**135-282**	**.479**	**57-141**	**.404**	**152-166**	**.916**	**20**	**102**	**122**	**4.9**	**41**	**47**	**53**	**4**	**14**	**479**	**19.2**

CAREER STATISTICS

TONJE, John

				Field Goals		3-Point		F-Throws		Rebounds									Scoring	
SEASON	**TEAM**	**GP-GS**	**MIN/AVG**	**FG-FGA**	**FG%**	**3FG-3FGA**	**3FG%**	**FT-FTA**	**FT%**	**OFF**	**DEF**	**TOT**	**AVG**	**PF-FO**	**A**	**TO**	**BLK**	**STL**	**PTS**	**AVG**
2019-20	CSU	31-0	263/8.5	35-76	.461	20-46	.435	21-31	.677	5	27	32	1.0	28-0	10	15	0	5	111	3.6
2020-21	CSU	28-1	564/20.1	56-144	.389	25-80	.313	48-56	.857	19	63	82	2.9	43-0	23	32	5	12	185	6.6
2021-22	CSU	30-12	759/25.3	89-193	.461	32-88	.364	64-78	.821	18	73	91	3.0	50-0	26	31	6	12	274	9.1
2022-23	CSU	33-33	1032/31.3	157-332	.473	61-157	.389	106-130	.815	22	132	154	4.7	55-0	43	61	11	25	481	14.6
2023-24	MO	8-4	78/9.7	6-12	.500	2-6	.333	7-7	1.000	1	6	7	0.9	7-0	3	6	1	2	21	2.6
2024-25	Wisc	25-25	764/30.6	135-282	.479	57-141	.404	152-166	.916	20	102	122	4.9	41-0	47	53	4	14	479	19.2
TOTAL FOR Wisc		**25-25**	**764/30.6**	**135-282**	**.479**	**57-141**	**.404**	**152-166**	**.916**	**20**	**102**	**122**	**4.9**	**41-0**	**47**	**53**	**4**	**14**	**479**	**19.2**
TOTAL		**155-75**	**3459/22.3**	**478-1039**	**.460**	**197-518**	**.380**	**398-468**	**.850**	**85**	**403**	**488**	**3.1**	**224-0**	**152**	**198**	**27**	**70**	**1551**	**10.0**

11 | MAX KLESMIT

Senior | Guard | 6-4 | 204
Neenah, Wis. | Neenah

X/Twitter: @maxkle2 | **Instagram:** @maxklesmit

GET TO KNOW MAX

With two seasons for the Badgers under his belt, Max Klesmit is poised to be a leader for the 2024-25 Badger team. He sports some of the most memorable scoring performances in recent memory for Wisconsin, including scoring 21 points in a win against #3 Marquette and a game-winner against #3 Purdue. One of the key contributers to the 2023-24 team's success, he averaged 14.1 points per game during an eight game stretch where the Badgers went 7-1, all against conference opponents. Klesmit also lead the team in scoring (18 points) in the Badger's NCAA Tournament game. Klesmit brings valuable shooting to the team, sporting a career .392 3PT% with Wisconsin.

INDIVIDUAL BENCHMARKS

	SEASON	CAREER
GP/GS:	24/24	143/126
10+ POINTS:	11	75
20+ POINTS:	2	12
3+ ASSISTS:	12	36
LED TEAM IN PTS:	2	17
LED TEAM IN 3FG:	6	44

TOP PERFORMANCES

- **vs Montana State (11/7/24):** Made a career high 6 triples and scored a game-high 26 points in the win.
- **vs #3 Purdue (3/16/24):** 12 pts (3-4 3FG), including the game-winner in Big Ten Tournament semifinals.
- **vs Indiana (1/19/24):** Scored 26 points, his most as a Badger, shooting 8-for-11 from the floor (5-7 3FG).
- **vs Northwestern (1/13/24):** Finished with 24 pts (5-7 3FG) in a win.
- **at Ohio State (1/10/24):** Scored all 18 of his points in the second half (5-9 FG, 2-4 3FG, 6-6 FT) in a win.
- **vs #3 Marquette (12/2/23):** Finished with a game-high 21 points (all first half) in the win.
- **vs #5 Purdue (3/1/22):** Matched a season high with 19 points (3-5 3FG) - 17 pts in the second half alone.
- **vs #3 Kansas (11/24/22):** Played a career high 43 minutes, finishing with 13 points (4-6 FG, 2-3 3FG).

SEASON HIGHS

POINTS:	26 vs. Montana State (11/7/24)
FIELD GOALS:	7 (2x) MR vs. USC (1/18/25)
FG ATTEMPTS:	15 vs. Montana State (11/7/24)
3-POINT FGS:	6 (2x) MR at #5 Marquette (12/7/24)
3-POINT FGAS:	11 (2x) MR at #5 Marquette (12/7/24)
FREE THROWS:	8 vs. Butler (12/14/24)
FT ATTEMPTS:	8 vs. Butler (12/14/24)
REBOUNDS:	7 (2x) MR at Maryland (1/29/25)
ASSISTS:	6 (3x) at Purdue (2/15/25)
BLOCKS:	1 (2x) MR vs. Indiana (2/4/25)
STEALS:	5 vs. App State (11/10/24)
MINUTES:	36 (2x) MR vs. Michigan (12/3/24)

CAREER HIGHS

POINTS:	27 (2x) MR vs. The Citadel (1/19/22)*
FIELD GOALS:	10 vs. The Citadel (1/19/22)*
FG ATTEMPTS:	16 (3x) MR at Chattanooga (1/26/22)*
3-POINT FGS:	6 (2x) MR at #5 Marquette (12/7/24)
3-POINT FGAS:	11 (2x) MR at #5 Marquette (12/7/24)
FREE THROWS:	8 (2x) MR vs. Butler (12/14/24)
FT ATTEMPTS:	10 at Samford (2/9/22)*
REBOUNDS:	8 (2x) MR at Nebraska (2/11/23)
ASSISTS:	8 at Iowa (2/17/24)
BLOCKS:	2 at Michigan (2/26/23)
STEALS:	5 (2x) MR vs. App State (11/10/24)
MINUTES:	43 vs. Kansas (11/24/22)

*recorded at Wofford

GAME-BY-GAME STATISTICS

#11 KLESMIT, Max

				Total		3-Pointers		Free throws		Rebounds										
Opponent	**Date**	**GS**	**MIN**	**FG-FGA**	**PCT**	**3FG-3FGA**	**PCT**	**FT-FTA**	**PCT**	**OFF**	**DEF**	**TOT**	**AVG**	**PF**	**A**	**TO**	**BLK**	**STL**	**PTS**	**AVG**
Holy Cross	11/04/2024	*	27:38	3-9	.333	1-7	.143	0-0	.000	0	2	2	2.0	1	1	1	0	2	7	7.0
Montana St.	11/07/2024	*	36:11	7-15	.467	6-11	.545	6-6	1.000	0	0	0	1.0	2	1	0	0	2	26	16.5
App State	11/10/2024	*	27:55	5-11	.455	2-6	.333	3-3	1.000	0	1	1	1.0	2	4	1	0	5	15	16.0
Arizona	11/15/2024	*	35:27	3-7	.429	1-5	.200	6-6	1.000	0	3	3	1.5	2	3	0	0	2	13	15.3
UTRGV	11/18/2024	*	34:14	3-11	.273	1-6	.167	4-4	1.000	1	0	1	1.4	2	2	3	1	0	11	14.4
vs UCF	11/22/2024	*	27:25	3-9	.333	2-7	.286	0-0	.000	0	3	3	1.7	0	3	2	0	3	8	13.3
vs Pittsburgh	11/24/2024	*	33:48	1-7	.143	1-5	.200	4-6	.667	0	2	2	1.7	3	5	0	0	0	7	12.4
Chicago St.	11/30/2024	*	26:06	2-9	.222	1-7	.143	0-0	.000	0	2	2	1.8	2	5	2	0	0	5	11.5
Michigan	12/03/2024	*	35:47	3-14	.214	1-9	.111	1-2	.500	1	2	3	1.9	2	2	1	0	1	8	11.1
at Marquette	12/07/2024	*	33:37	6-12	.500	6-11	.545	4-4	1.000	1	0	1	1.8	2	2	0	0	0	22	12.2
at Illinois	12/10/2024	*	28:34	4-10	.400	2-5	.400	3-6	.500	0	1	1	1.7	3	4	3	0	1	13	12.3
vs Butler	12/14/2024	*	34:27	1-7	.143	1-6	.167	8-8	1.000	0	3	3	1.8	2	2	1	0	0	11	12.2
Detroit Mercy	12/22/2024	*	24:43	0-5	.000	0-3	.000	0-0	.000	0	2	2	1.8	0	2	1	0	0	0	11.2
Iowa	01/03/2025	*	22:40	3-5	.600	2-4	.500	0-0	.000	0	1	1	1.8	3	6	1	0	0	8	11.0
at Rutgers	01/06/2025	*	24:20	1-5	.200	1-5	.200	0-0	.000	1	3	4	1.9	0	3	1	0	1	3	10.5
Ohio St.	01/14/2025	*	29:52	1-5	.200	1-3	.333	1-2	.500	0	2	2	1.9	2	1	2	0	0	4	10.1
at Southern California	01/18/2025	*	27:16	7-14	.500	2-9	.222	2-2	1.000	0	2	2	1.9	0	4	1	0	2	18	10.5
at UCLA	01/21/2025	*	30:27	2-5	.400	2-4	.500	2-2	1.000	0	3	3	2.0	3	1	2	0	0	8	10.4
Nebraska	01/26/2025	*	26:11	3-9	.333	2-8	.250	0-0	.000	0	7	7	2.3	1	3	2	0	1	8	10.3
at Maryland	01/29/2025	*	30:58	1-8	.125	1-6	.167	2-4	.500	1	6	7	2.5	2	3	1	0	1	5	10.0
at Northwestern	02/01/2025	*	27:01	3-7	.429	1-4	.250	4-4	1.000	0	4	4	2.6	1	2	1	0	0	11	10.0
Indiana	02/04/2025	*	25:12	4-10	.400	2-6	.333	3-3	1.000	0	1	1	2.5	2	6	0	1	3	13	10.2
at Iowa	02/08/2025	*	29:59	3-8	.375	2-6	.333	1-2	.500	0	2	2	2.5	0	2	1	0	0	9	10.1
at Purdue	02/15/2025	*	33:28	5-10	.500	1-6	.167	6-7	.857	0	2	2	2.5	0	6	1	0	1	17	10.4
Totals		**24**	**713:16**	**74-212**	**.349**	**42-149**	**.282**	**60-71**	**.845**	**5**	**54**	**59**	**2.5**	**37**	**73**	**28**	**2**	**25**	**250**	**10.4**

CAREER STATISTICS

KLESMIT, Max

				Field Goals		3-Point		F-Throws		Rebounds									Scoring	
SEASON	**TEAM**	**GP-GS**	**MIN/AVG**	**FG-FGA**	**FG%**	**3FG-3FGA**	**3FG%**	**FT-FTA**	**FT%**	**OFF**	**DEF**	**TOT**	**AVG**	**PF-FO**	**A**	**TO**	**BLK**	**STL**	**PTS**	**AVG**
2020-21	WOF	19-2	429/22.6	54-116	.466	25-67	.373	22-26	.846	9	43	52	2.7	46-1	22	23	0	24	155	8.2
2021-22	WOF	31-31	986/31.8	156-350	.446	68-200	.340	82-98	.837	13	73	86	2.8	84-2	60	66	3	50	462	14.9
2022-23	Wisc	33-33	1059/32.1	91-215	.423	46-120	.383	48-69	.696	11	77	88	2.7	78-1	45	32	6	41	276	8.4
2023-24	Wisc	36-36	1032/28.7	118-270	.437	66-166	.398	56-68	.824	9	68	77	2.1	76-1	67	39	3	31	358	9.9
2024-25	Wisc	24-24	713/29.7	74-212	.349	42-149	.282	60-71	.845	5	54	59	2.5	37-0	73	28	2	25	250	10.4
TOTAL FOR Wisc		**93-93**	**2804/30.2**	**283-697**	**.406**	**154-435**	**.354**	**164-208**	**.788**	**25**	**199**	**224**	**2.4**	**191-2**	**185**	**99**	**11**	**97**	**884**	**9.5**
TOTAL		**143-126**	**4219/29.5**	**493-1163**	**.424**	**247-702**	**.352**	**268-332**	**.807**	**47**	**315**	**362**	**2.5**	**321-5**	**267**	**188**	**14**	**171**	**1501**	**10.5**

13 | XAVIER AMOS

Junior | Forward | 6-7 | 216
Chicago, Ill. | Northern Illinois

X/Twitter: @xaamos | **Instagram:** @xaamos

GET TO KNOW XAVIER

Amos begins his first season at Wisconsin after transferring from Northern Illinois, where he spent his first two seasons. He broke out in his sophomore season (2023-24), starting all 25 games he played in while averaging 13.8 points and 5.8 rebounds per game. Amos stretches the floor as a big man, shooting 38.5% from three in 2023-24.

INDIVIDUAL BENCHMARKS

	SEASON	CAREER
GP/GS:	25/0	57/26
10+ POINTS:	1	17
5+ REBOUNDS:	2	20
3+ 3-PTERS MADE:	0	6
2+ BLOCKS:	0	9

TOP PERFORMANCES

- **vs. App State (11/10/24):** In 12 minutes of play, recorded UW career highs with 10 points and 6 rebounds, while making 4-of-4 free throws.
- **vs. Holy Cross (11/4/24):** Made his Badger debut, tallying 2 points, 4 rebounds and 1 assist in the win.
- **at Northwestern (11/27/23):** Scored a career-high 26 points while going 11-for-15 from the field, including going 4-for-5 on 3-point attempts.
- **at Monmouth (12/09/23):** Secured first ever double-double with 21 points and 11 rebounds, while also putting up a career-high four blocks and going 10-for-15 from the field.

SEASON HIGHS

POINTS:	10 vs. App State (11/10/24)
FIELD GOALS:	3 (2x) MR vs. Chicago St (11/30/24)
FG ATTEMPTS:	8 (2x) MR vs. Chicago St (11/30/24)
3-POINT FGS:	2 (4x) MR vs. Iowa (1/3/25)
3-POINT FGAS:	4 (5x) MR vs. Minnesota (1/10/25)
FREE THROWS:	4 (vs. App State (11/10/24)
FT ATTEMPTS:	4 (2x) vs. Indiana (2/4/25)
REBOUNDS:	6 vs. App State (11/10/24)
ASSISTS:	4 vs. Nebraska (1/26/25)
BLOCKS:	1 (4x) MR at Maryland (1/29/25)
STEALS:	2 vs. Minnesota (1/10/25)
MINUTES:	22 vs. Minnesota (1/10/25)

CAREER HIGHS

POINTS:	26 at Northwestern (11-27-23)*
FIELD GOALS:	11 at Northwestern (11-27-23)*
FG ATTEMPTS:	18 at South Alabama (2-10-24)*
3-POINT FGS:	5 vs. Little Rock (11-18-23)*
3-POINT FGAS:	8 (2x) MR at South Alabama (2-10-24)*
FREE THROWS:	9 at Central Michigan (1-30-24)*
FT ATTEMPTS:	13 vs. Buffalo (2-13-24)*
REBOUNDS:	12 at Miami (OH) (2-6-24)*
ASSISTS:	4 vs. Nebraska (1/26/25)
BLOCKS:	5 at Georgia State (11-17-23)*
STEALS:	3 (2x) MR at Miami (OH) (2-6-24)*
MINUTES:	40 at Monmouth (12-9-23)*

*recorded at Northern Illinois

GAME-BY-GAME STATISTICS

#13 AMOS, Xavier

				Total		3-Pointers		Free throws		Rebounds										
Opponent	**Date**	**GS**	**MIN**	**FG-FGA**	**PCT**	**3FG-3FGA**	**PCT**	**FT-FTA**	**PCT**	**OFF**	**DEF**	**TOT**	**AVG**	**PF**	**A**	**TO**	**BLK**	**STL**	**PTS**	**AVG**
Holy Cross	11/04/2024		10:43	1-4	.250	0-3	.000	0-0	.000	0	4	4	4.0	1	1	2	0	0	2	2.0
Montana St.	11/07/2024		03:41	0-1	.000	0-0	.000	0-0	.000	0	0	0	2.0	0	0	0	0	0	0	1.0
App State	11/10/2024		12:06	2-8	.250	2-4	.500	4-4	1.000	2	4	6	3.3	0	0	1	0	1	10	4.0
Arizona	11/15/2024		14:01	2-6	.333	2-4	.500	2-3	.667	0	2	2	3.0	3	0	0	0	1	8	5.0
UTRGV	11/18/2024		12:47	3-6	.500	1-2	.500	2-2	1.000	1	2	3	3.0	2	1	0	0	1	9	5.8
vs UCF	11/22/2024		14:16	2-7	.286	0-4	.000	1-1	1.000	0	5	5	3.3	3	1	2	0	0	5	5.7
vs Pittsburgh	11/24/2024		05:28	0-0	.000	0-0	.000	0-0	.000	0	1	1	3.0	0	0	0	0	0	0	4.9
Chicago St.	11/30/2024		12:33	3-8	.375	2-4	.500	0-0	.000	1	0	1	2.8	0	0	0	0	0	8	5.3
Michigan	12/03/2024		06:09	0-2	.000	0-1	.000	1-2	.500	1	1	2	2.7	0	0	0	0	0	1	4.8
at Marquette	12/07/2024		06:01	0-0	.000	0-0	.000	0-0	.000	0	1	1	2.5	1	0	1	0	0	0	4.3
at Illinois	12/10/2024		11:22	1-2	.500	1-2	.500	2-2	1.000	0	2	2	2.5	0	0	0	1	0	5	4.4
vs Butler	12/14/2024		05:23	0-2	.000	0-1	.000	0-0	.000	0	0	0	2.3	1	0	1	0	1	0	4.0
Detroit Mercy	12/22/2024		13:05	2-3	.667	0-1	.000	0-0	.000	0	1	1	2.2	0	0	0	0	0	4	4.0
Iowa	01/03/2025		08:30	2-2	1.000	2-2	1.000	0-0	.000	0	1	1	2.1	0	1	1	0	0	6	4.1
at Rutgers	01/06/2025		09:38	2-3	.667	0-1	.000	0-0	.000	0	2	2	2.1	0	0	0	1	0	4	4.1
Minnesota	01/10/2025		22:20	1-6	.167	1-4	.250	1-2	.500	1	2	3	2.1	2	1	1	1	2	4	4.1
Ohio St.	01/14/2025		04:59	1-1	1.000	0-0	.000	0-0	.000	0	1	1	2.1	3	0	1	0	0	2	4.0
at Southern California	01/18/2025		08:52	1-3	.333	1-2	.500	1-2	.500	0	0	0	1.9	0	0	1	0	1	4	4.0
at UCLA	01/21/2025		06:04	1-3	.333	0-2	.000	2-2	1.000	0	2	2	1.9	2	0	0	0	0	4	4.0
Nebraska	01/26/2025		14:12	1-3	.333	0-1	.000	0-0	.000	0	2	2	2.0	1	4	0	0	0	2	3.9
at Maryland	01/29/2025		09:11	0-2	.000	0-2	.000	0-0	.000	0	0	0	1.9	1	1	1	1	0	0	3.7
at Northwestern	02/01/2025		07:28	0-0	.000	0-0	.000	0-0	.000	0	1	1	1.8	1	0	0	0	0	0	3.5
Indiana	02/04/2025		13:03	2-4	.500	0-2	.000	2-4	.500	1	2	3	1.9	2	0	1	0	0	6	3.7
at Iowa	02/08/2025		06:27	1-3	.333	0-0	.000	0-0	.000	2	0	2	1.9	0	1	0	0	0	2	3.6
at Purdue	02/15/2025		07:13	1-2	.500	0-1	.000	0-0	.000	0	2	2	1.9	1	0	0	0	0	2	3.5
Totals		**0**	**245:30**	**29-81**	**.358**	**12-43**	**.279**	**18-24**	**.750**	**9**	**38**	**47**	**1.9**	**24**	**11**	**13**	**4**	**7**	**88**	**3.5**

CAREER STATISTICS

AMOS, Xavier

				Field Goals		3-Point		F-Throws		Rebounds									Scoring	
SEASON	**TEAM**	**GP-GS**	**MIN/AVG**	**FG-FGA**	**FG%**	**3FG-3FGA**	**3FG%**	**FT-FTA**	**FT%**	**OFF**	**DEF**	**TOT**	**AVG**	**PF-FO**	**A**	**TO**	**BLK**	**STL**	**PTS**	**AVG**
2022-23	NIU	7-1	103/14.8	9-28	.321	2-12	.167	3-4	.750	6	16	22	3.1	7-0	4	8	4	2	23	3.3
2023-24	NIU	25-25	772/30.9	129-260	.496	40-104	.385	46-71	.648	34	110	144	5.8	70-5	29	58	33	20	344	13.8
2024-25	Wisc	25-0	246/9.8	29-81	.358	12-43	.279	18-24	.750	9	38	47	1.9	24-0	11	13	4	7	88	3.5
TOTAL FOR Wisc		**25-0**	**246/9.8**	**29-81**	**.358**	**12-43**	**.279**	**18-24**	**.750**	**9**	**38**	**47**	**1.9**	**24-0**	**11**	**13**	**4**	**7**	**88**	**3.5**
TOTAL		**57-26**	**1121/19.7**	**167-369**	**.453**	**54-159**	**.340**	**67-99**	**.677**	**49**	**164**	**213**	**3.7**	**101-5**	**44**	**79**	**41**	**29**	**455**	**8.0**

14 | AIDAN KONOP

Freshman | Guard | 6-2 | 195
Sussex, Wis. | Sussex Hamilton HS

X/Twitter: @aidan_konop | **Instagram:** @aidan_konop

SEASON HIGHS

POINTS:	--
FIELD GOALS:	--
FG ATTEMPTS:	--
3-POINT FGS:	--
3-POINT FGAS:	--
FREE THROWS:	--
FT ATTEMPTS:	--
REBOUNDS:	--
ASSISTS:	--
BLOCKS:	--
STEALS:	--
MINUTES:	1 (3x) MR vs. Detroit Mercy (12/22/24)

CAREER HIGHS

POINTS:	--
FIELD GOALS:	--
FG ATTEMPTS:	--
3-POINT FGS:	--
3-POINT FGAS:	--
FREE THROWS:	--
FT ATTEMPTS:	--
REBOUNDS:	--
ASSISTS:	--
BLOCKS:	--
STEALS:	--
MINUTES:	1 (3x) MR vs. Detroit Mercy (12/22/24)

GET TO KNOW AIDAN

Aidan Konop, a 6-foot-2 guard from Sussex, Wisconsin, joined the Wisconsin men's basketball team as a preferred walk-on ahead of the 2024-25 season. As a senior at Sussex Hamilton High School, Konop averaged 20 points, six rebounds, four assists and two steals per game ... He shot over 50 percent from the field, including a 40 percent clip from 3-point range. A first-team all-Greater Metro Conference selection as a senior, Konop led Sussex Hamilton to a 20-6 record last season, culminating with an appearance in the WIAA regional final.

INDIVIDUAL BENCHMARKS

	SEASON	CAREER
GP/GS	3/0	3/0
5+ POINTS:	0	0
3+ ASSISTS:	0	0
2+ STEALS:	0	0
LED TEAM IN PTS:	0	0
LED TEAM IN AST:	0	0

TOP PERFORMANCES

- **vs. Holy Cross (11/4/24):** Made his Badger debut, playing 1 minute in the win.

GAME-BY-GAME STATISTICS

#14 KONOP, Aidan

				Total		3-Pointers		Free throws		Rebounds										
Opponent	**Date**	**GS**	**MIN**	**FG-FGA**	**PCT**	**3FG-3FGA**	**PCT**	**FT-FTA**	**PCT**	**OFF**	**DEF**	**TOT**	**AVG**	**PF**	**A**	**TO**	**BLK**	**STL**	**PTS**	**AVG**
Holy Cross	11/04/2024		01:05	0-0	.000	0-0	.000	0-0	.000	0	0	0	0.0	0	0	0	0	0	0	0.0
App State	11/10/2024		00:42	0-0	.000	0-0	.000	0-0	.000	0	0	0	0.0	0	0	0	0	0	0	0.0
Detroit Mercy	12/22/2024		00:45	0-0	.000	0-0	.000	0-0	.000	0	0	0	0.0	0	0	0	0	0	0	0.0
Totals		**0**	**02:32**	**0-0**	**.000**	**0-0**	**.000**	**0-0**	**.000**	**0**	**0**	**0**	**0.0**	**0**	**0**	**0**	**0**	**0**	**0**	**0.0**

CAREER STATISTICS

KONOP, Aidan

				Field Goals		3-Point		F-Throws		Rebounds									Scoring	
SEASON	**TEAM**	**GP-GS**	**MIN/AVG**	**FG-FGA**	**FG%**	**3FG-3FGA**	**3FG%**	**FT-FTA**	**FT%**	**OFF**	**DEF**	**TOT**	**AVG**	**PF-FO**	**A**	**TO**	**BLK**	**STL**	**PTS**	**AVG**
2024-25	Wisc	3-0	3/0.8	0-0	.000	0-0	.000	0-0	.000	0	0	0	0.0	0-0	0	0	0	0	0	0.0
TOTAL		**3-0**	**3/0.8**	**0-0**	**.000**	**0-0**	**.000**	**0-0**	**.000**	**0**	**0**	**0**	**0.0**	**0-0**	**0**	**0**	**0**	**0**	**0**	**0.0**

15 | ISAAC GARD

Junior | Guard | 6-3 | 170
Oregon, Wis. | Oregon

X/Twitter: @gardo1214 | **Instagram:** @isaacggard

GET TO KNOW ISAAC

Isaac Gard joined the Badgers as a walk-on and begins his third season with the Badgers in 2024-25. Gard has appeared in 11 career games with Wisconsin. He recorded his first career minutes as a Badger in a win vs. South Dakota. As a senior at Oregon High School, he started all 14 games and averaged 9.6 points per game while shooting 39 percent from 3-point range. A three-year letterwinner in basketball, Gard was also a two-year participant in baseball. Gard's father, Greg, is the current head coach of the Wisconsin men's basketball team.

INDIVIDUAL BENCHMARKS

	SEASON	CAREER
GP/GS:	9/0	20/0
5+ POINTS:	0	--
5+ REBOUNDS:	0	--
10+ MIN PLAYED:	0	--

TOP PERFORMANCES

- **Holy Cross (11/4/24):** Scored the first points of his collegiate career, hitting a 3-pointer in the win.
- **South Dakota (11/7/22):** Played 1 minute off the bench, his first career playing time at Wisconsin.

SEASON HIGHS

POINTS:	3 vs. Holy Cross (11/4/24)
FIELD GOALS:	1 vs. Holy Cross (11/4/24)
FG ATTEMPTS:	1 vs. Holy Cross (11/4/24)
3-POINT FGS:	1 vs. Holy Cross (11/4/24)
3-POINT FGAS:	1 vs. Holy Cross (11/4/24)
FREE THROWS:	--
FT ATTEMPTS:	--
REBOUNDS:	1 (2x) MR vs. Nebraska (1/26/25)
ASSISTS:	1 vs. Iowa (1/3/25)
BLOCKS:	--
STEALS:	--
MINUTES:	2 (2x) MR vs. Nebraska (1/26/25)

CAREER HIGHS

POINTS:	3 vs. Holy Cross (11/4/24)
FIELD GOALS:	1 vs. Holy Cross (11/4/24)
FG ATTEMPTS:	1 (2x) MR vs. Holy Cross (11/4/24)
3-POINT FGS:	1 vs. Holy Cross (11/4/24)
3-POINT FGAS:	1 (2x) MR vs. Holy Cross (11/4/24)
FREE THROWS:	--
FT ATTEMPTS:	--
REBOUNDS:	1 (2x) MR vs. Nebraska (1/26/25)
ASSISTS:	1 vs. Iowa (1/3/25)
BLOCKS:	--
STEALS:	--
MINUTES:	2 (3x) MR vs. Nebraska (1/26/25)

GAME-BY-GAME STATISTICS

#15 GARD, Isaac

				Total		3-Pointers		Free throws		Rebounds											
Opponent	**Date**	**GS**	**MIN**	**FG-FGA**	**PCT**	**3FG-3FGA**	**PCT**	**FT-FTA**	**PCT**	**OFF**	**DEF**	**TOT**	**AVG**	**PF**	**A**	**TO**	**BLK**	**STL**	**PTS**	**AVG**
Holy Cross	11/04/2024		00:56	1-1	1.000	1-1	1.000	0-0	.000	0	0	0	0.0	1	0	0	0	0	3	3.0
App State	11/10/2024		00:42	0-0	.000	0-0	.000	0-0	.000	0	0	0	0.0	0	0	0	0	0	0	1.5
vs UCF	11/22/2024		00:30	0-0	.000	0-0	.000	0-0	.000	0	0	0	0.0	0	0	0	0	0	0	1.0
Chicago St.	11/30/2024		00:30	0-0	.000	0-0	.000	0-0	.000	0	1	1	0.3	0	0	0	0	0	0	0.8
Iowa	01/03/2025		01:08	0-0	.000	0-0	.000	0-0	.000	0	0	0	0.2	0	1	0	0	0	0	0.6
Minnesota	01/10/2025		01:37	0-0	.000	0-0	.000	0-0	.000	0	0	0	0.2	0	0	0	0	0	0	0.5
at Southern California	01/18/2025		00:39	0-0	.000	0-0	.000	0-0	.000	0	0	0	0.1	0	0	0	0	0	0	0.4
Nebraska	01/26/2025		01:53	0-0	.000	0-0	.000	0-0	.000	0	1	1	0.3	0	0	0	0	0	0	0.4
Indiana	02/04/2025		01:17	0-0	.000	0-0	.000	0-0	.000	0	0	0	0.2	0	0	0	0	0	0	0.3
Totals		**0**	**09:12**	**1-1**	**1.000**	**1-1**	**1.000**	**0-0**	**.000**	**0**	**2**	**2**	**0.2**	**1**	**1**	**0**	**0**	**0**	**3**	**0.3**

CAREER STATISTICS

GARD, Isaac

				Field Goals		3-Point		F-Throws		Rebounds									Scoring	
SEASON	**TEAM**	**GP-GS**	**MIN/AVG**	**FG-FGA**	**FG%**	**3FG-3FGA**	**3FG%**	**FT-FTA**	**FT%**	**OFF**	**DEF**	**TOT**	**AVG**	**PF-FO**	**A**	**TO**	**BLK**	**STL**	**PTS**	**AVG**
2022-23	Wisc	5-0	5/0.9	0-1	.000	0-1	.000	0-0	.000	0	0	0	0.0	1-0	0	0	0	0	0	0.0
2023-24	Wisc	6-0	5/0.9	0-1	.000	0-0	.000	0-0	.000	0	0	0	0.0	1-0	0	0	0	0	0	0.0
2024-25	Wisc	9-0	9/1.0	1-1	1.000	1-1	1.000	0-0	.000	0	2	2	0.2	1-0	1	0	0	0	3	0.3
TOTAL		**20-0**	**19/1.0**	**1-3**	**.333**	**1-2**	**.500**	**0-0**	**.000**	**0**	**2**	**2**	**0.1**	**3-0**	**1**	**0**	**0**	**0**	**3**	**0.2**

18 | RICCARDO GREPPI

Freshman | Forward | 6-10 | 255
Lecco, Italy | Verona

X: @ice_greppi | **Instagram:** @ice_greppi

GET TO KNOW RICCARDO

Greppi begins his freshman year with an experienced overseas career. He played for Verona in the Italy-NextGen league, appearing in eight games and averaging 9.1 points and 8.6 rebounds per contest. Greppi also has national team experience for Italy. At the 2023 Under-18 European Championships, he played in seven games averaging 2.3 points (43.8% FG) and 3.6 rebounds. In the 2022 U18 European Championships, Greppi averaged 2.4 points (50% FG) and 4.2 rebounds playing an average of 10 minutes per contest.

INDIVIDUAL BENCHMARKS

	SEASON	CAREER
GP/GS	6/0	6/0
5+ POINTS:	0	0
5+ REBOUNDS:	0	0
LED TEAM IN PTS:	0	0
LED TEAM IN REB:	0	0
5+ MINUTES PLAYED:	1	1

TOP PERFORMANCES

- **vs. Holy Cross (11/4/24):** Made his Badger debut, playing 2 minutes in the win.

SEASON HIGHS

POINTS:	3 vs. Chicago State (11/30/24)
FIELD GOALS:	1 vs. Nebraska (1/26/25)
FG ATTEMPTS:	1 vs. Nebraska (1/26/25)
3-POINT FGS:	--
3-POINT FGAS:	--
FREE THROWS:	3 vs. Chicago State (11/30/24)
FT ATTEMPTS:	4 vs. Chicago State (11/30/24)
REBOUNDS:	3 vs. App State (11/10/24)
ASSISTS:	1 vs. Detroit Mercy (12/22/24)
BLOCKS:	1 vs. Detroit Mercy (12/22/24)
STEALS:	--
MINUTES:	5 vs. Detroit Mercy (12/22/24)

CAREER HIGHS

POINTS:	3 vs. Chicago State (11/30/24)
FIELD GOALS:	1 vs. Nebraska (1/26/25)
FG ATTEMPTS:	1 vs. Nebraska (1/26/25)
3-POINT FGS:	--
3-POINT FGAS:	--
FREE THROWS:	3 vs. Chicago State (11/30/24)
FT ATTEMPTS:	4 vs. Chicago State (11/30/24)
REBOUNDS:	3 vs. App State (11/10/24)
ASSISTS:	1 vs. Detroit Mercy (12/22/24)
BLOCKS:	1 vs. Detroit Mercy (12/22/24)
STEALS:	--
MINUTES:	5 vs. Detroit Mercy (12/22/24)

GAME-BY-GAME STATISTICS

#18 GREPPI, Riccardo

				Total		3-Pointers		Free throws		Rebounds										
Opponent	Date	GS	MIN	FG-FGA	PCT	3FG-3FGA	PCT	FT-FTA	PCT	OFF	DEF	TOT	AVG	PF	A	TO	BLK	STL	PTS	AVG
Holy Cross	11/04/2024		01:40	0-0	.000	0-0	.000	0-0	.000	0	0	0	0.0	0	0	0	0	0	0	0.0
App State	11/10/2024		01:45	0-0	.000	0-0	.000	0-0	.000	2	1	3	1.5	0	0	0	0	0	0	0.0
Chicago St.	11/30/2024		02:20	0-0	.000	0-0	.000	3-4	.750	2	0	2	1.7	0	0	0	0	0	3	1.0
Detroit Mercy	12/22/2024		05:10	0-0	.000	0-0	.000	1-2	.500	0	2	2	1.8	0	1	1	1	0	1	1.0
Nebraska	01/26/2025		03:30	1-1	1.000	0-0	.000	0-0	.000	0	0	0	1.4	2	0	0	0	0	2	1.2
Indiana	02/04/2025		01:17	0-0	.000	0-0	.000	0-0	.000	0	1	1	1.3	1	0	0	0	0	0	1.0
Totals		**0**	**15:42**	**1-1**	**1.000**	**0-0**	**.000**	**4-6**	**.667**	**4**	**4**	**8**	**1.3**	**3**	**1**	**1**	**1**	**0**	**6**	**1.0**

CAREER STATISTICS

GREPPI, Riccardo

				Field Goals		3-Point		F-Throws		Rebounds									Scoring	
SEASON	TEAM	GP-GS	MIN/AVG	FG-FGA	FG%	3FG-3FGA	3FG%	FT-FTA	FT%	OFF	DEF	TOT	AVG	PF-FO	A	TO	BLK	STL	PTS	AVG
2024-25	Wisc	6-0	16/2.6	1-1	1.000	0-0	.000	4-6	.667	4	4	8	1.3	3-0	1	1	1	0	6	1.0
TOTAL		**6-0**	**16/2.6**	**1-1**	**1.000**	**0-0**	**.000**	**4-6**	**.667**	**4**	**4**	**8**	**1.3**	**3-0**	**1**	**1**	**1**	**0**	**6**	**1.0**

21 | CHRIS HODGES

Junior | Forward | 6-9 | 257
Schaumburg, Ill. | Schaumburg

X/Twitter: @chrishodges35 | **Instagram:** @chrishodges35

SEASON HIGHS

POINTS:	1 vs. Detroit Mercy (12/22/24)
FIELD GOALS:	--
FG ATTEMPTS:	1 vs. Holy Cross (11/4/24)
3-POINT FGS:	--
3-POINT FGAS:	1 vs. Nebraska (1/26/25)
FREE THROWS:	1 vs. Detroit Mercy (12/22/24)
FT ATTEMPTS:	2 vs. Detroit Mercy (12/22/24)
REBOUNDS:	--
ASSISTS:	--
BLOCKS:	--
STEALS:	--
MINUTES:	2 (2x) MR vs. Minnesota (1/10/25)

CAREER HIGHS

POINTS:	2 vs Michigan St. (1/10/23)
FIELD GOALS:	1 vs Michigan St. (1/10/23)
FG ATTEMPTS:	3 vs. Maryland (3/14/24)
3-POINT FGS:	--
3-POINT FGAS:	1 vs. Nebraska (1/26/25)
FREE THROWS:	1 (2x) MR vs. Detroit Mercy (12/22/24)
FT ATTEMPTS:	2 (3x) MR vs. Detroit Mercy (12/22/24)
REBOUNDS:	4 vs. Maryland (3/14/24)
ASSISTS:	1 vs. Maryland (3/14/24)
BLOCKS:	1 (4x) MR vs. Maryland (3/14/24)
STEALS:	--
MINUTES:	6 vs. South Dakota (11/7/22)

GET TO KNOW CHRIS

Chris Hodges enters his junior season with 25 career games played. Last season, he made appearances in three Big Ten Tournament games, collecting four rebounds in a win over Maryland. A great teammate, Hodges was recognized with the 2024 Big Ten Sportsmanship Award for Wisconsin. The 6-foot-9 forward from Schaumburg, Illinois, played at Schaumburg High School, where he was named the 2019 Mid-Suburban League West Player of the Year as a junior.

INDIVIDUAL BENCHMARKS

	SEASON	CAREER
GP/GS:	10/0	35/0
5+ POINTS:	0	--
5+ REBOUNDS:	0	--
LED UW IN PTS:	0	--
LED UW IN REB:	0	--
5+ MINUTES PLAYED:	0	1

TOP PERFORMANCES

- **vs. Maryland (3/14/24):** Played a season high 5 minutes, tallying a career high 4 rebounds, plus 1 assist, 1 block and his first point of the season.
- **South Dakota (11/7/22):** Played 6 minutes off the bench, his first career minutes at Wisconsin.

GAME-BY-GAME STATISTICS

#21 HODGES, Chris

				Total		3-Pointers		Free throws		Rebounds										
Opponent	**Date**	**GS**	**MIN**	**FG-FGA**	**PCT**	**3FG-3FGA**	**PCT**	**FT-FTA**	**PCT**	**OFF**	**DEF**	**TOT**	**AVG**	**PF**	**A**	**TO**	**BLK**	**STL**	**PTS**	**AVG**
Holy Cross	11/04/2024		00:44	0-1	.000	0-0	.000	0-0	.000	0	0	0	0.0	0	0	0	0	0	0	0.0
App State	11/10/2024		00:42	0-0	.000	0-0	.000	0-0	.000	0	0	0	0.0	0	0	0	0	0	0	0.0
Arizona	11/15/2024		01:03	0-0	.000	0-0	.000	0-0	.000	0	0	0	0.0	0	0	0	0	0	0	0.0
vs UCF	11/22/2024		00:30	0-0	.000	0-0	.000	0-0	.000	0	0	0	0.0	0	0	0	0	0	0	0.0
Chicago St.	11/30/2024		00:30	0-0	.000	0-0	.000	0-0	.000	0	0	0	0.0	0	0	0	0	0	0	0.0
Detroit Mercy	12/22/2024		01:23	0-0	.000	0-0	.000	1-2	.500	0	0	0	0.0	1	0	0	0	0	1	0.2
Iowa	01/03/2025		02:11	0-0	.000	0-0	.000	0-0	.000	0	0	0	0.0	0	0	0	0	0	0	0.1
Minnesota	01/10/2025		01:37	0-0	.000	0-0	.000	0-0	.000	0	0	0	0.0	0	0	0	0	0	0	0.1
at Southern California	01/18/2025		00:39	0-0	.000	0-0	.000	0-0	.000	0	0	0	0.0	0	0	1	0	0	0	0.1
Nebraska	01/26/2025		01:15	0-1	.000	0-1	.000	0-0	.000	0	0	0	0.0	0	0	0	0	0	0	0.1
Totals		**0**	**10:34**	**0-2**	**.000**	**0-1**	**.000**	**1-2**	**.500**	**0**	**0**	**0**	**0.0**	**1**	**0**	**1**	**0**	**0**	**1**	**0.1**

CAREER STATISTICS

HODGES, Chris

				Field Goals		3-Point		F-Throws		Rebounds									Scoring	
SEASON	**TEAM**	**GP-GS**	**MIN/AVG**	**FG-FGA**	**FG%**	**3FG-3FGA**	**3FG%**	**FT-FTA**	**FT%**	**OFF**	**DEF**	**TOT**	**AVG**	**PF-FO**	**A**	**TO**	**BLK**	**STL**	**PTS**	**AVG**
2022-23	Wisc	14-0	30/2.2	1-3	.333	0-0	.000	0-0	.000	2	1	3	0.2	3-0	0	0	1	0	2	0.1
2023-24	Wisc	11-0	21/1.9	0-4	.000	0-0	.000	1-4	.250	4	2	6	0.5	0-0	2	0	3	0	1	0.1
2024-25	Wisc	10-0	11/1.1	0-2	.000	0-1	.000	1-2	.500	0	0	0	0.0	1-0	0	1	0	0	1	0.1
TOTAL		**35-0**	**62/1.8**	**1-9**	**.111**	**0-1**	**.000**	**2-6**	**.333**	**6**	**3**	**9**	**0.3**	**4-0**	**2**	**1**	**4**	**0**	**4**	**0.1**

22 | STEVEN CROWL

Senior | Forward | 7-0 | 248
Eagan, Minn. | Eastview

X/Twitter: @steven_crowl | **Instagram:** @stevencrowl

SEASON HIGHS

POINTS:	18 (3x) MR vs. Minnesota (1/10/25)
FIELD GOALS:	8 at Rutgers (1/6/25)
FG ATTEMPTS:	12 vs. App State (11/10/24)
3-POINT FGS:	2 (3x) MR vs. Minnesota (1/10/25)
3-POINT FGAS:	4 (2x) MR at Iowa (2/8/25)
FREE THROWS:	6 vs. Iowa (1/3/25)
FT ATTEMPTS:	6 vs. Iowa (1/3/25)
REBOUNDS:	11 at #5 Marquette (12/7/24)
ASSISTS:	6 vs. #9 Arizona (11/15/24)
BLOCKS:	3 vs. Chicago State (11/30/24)
STEALS:	3 at Iowa (2/8/25)
MINUTES:	32 at Maryland (1/29/25)

CAREER HIGHS

POINTS:	36 vs. Bradley (3/14/23)
FIELD GOALS:	12 vs. Bradley (3/14/23)
FG ATTEMPTS:	18 at Illinois (1/7/23)
3-POINT FGS:	5 vs. Bradley (3/14/23)
3-POINT FGAS:	7 (2x) MR vs. Bradley (3/14/23)
FREE THROWS:	11 at Iowa (2/17/24)
FT ATTEMPTS:	13 at Iowa (2/17/24)
REBOUNDS:	13 (3x) MR at Rutgers (2/10/24)
ASSISTS:	8 vs. Indiana (1/19/24)
BLOCKS:	3 (2x) MR vs. Chicago St (11/30/24)
STEALS:	3 at Iowa (2/8/25)
MINUTES:	40 at Nebraska (2/11/23)

GET TO KNOW STEVEN

Steven Crowl enters the 2024-25 season as the most tenured Badger, playing in 116 career games with the team. Crowl elevates his game from year-to-year, and now serves as one of the most important contributers to the team. Last season, he put up new career highs in field goal percentage (55.6%) and rebounds per game (7.6). He became the 49th Badger to reach 1000 career points after scoring 22 against Iowa on 2/17/24. His passing is one of the key elements of his game, with the most career assists of any 7-0 foot Big Ten player since 1990. Crowl proved to be one of the most effective players during the Badger's 2024 Big Ten Tournament run, averaging 14.5 points per game on 64.1% FG shooting. With a team full of new faces, Crowl's veteran leadership will prove to be valuable.

INDIVIDUAL BENCHMARKS

	SEASON	CAREER
GP/GS:	25/25	141/129
10+ POINTS:	9	63
20+ POINTS:	0	8
10+ REBOUNDS:	2	18
DOUBLE-DOUBLES:	1	12
LED UW IN PTS:	2	17
LED UW IN REB:	11	55

TOP PERFORMANCES

- **vs Northwestern (3/15/24):** Scored 19 points (8-12 FG, 3-5 3FG), plus 7 boards in Big Ten Tournament.
- **vs Maryland (3/14/24):** Had 17 points, shooting an efficient 7-for-8 FG (3-3 3FG) in Big Ten Tournament.
- **vs Ohio St (2/13/24):** Recorded a double-double with a team-high 16 points, plus 10 rebounds in win.
- **vs #3 Marquette (12/2/23):** Finished with 16 points and 8 rebounds, shooting 5-6 FG and 6-8 FT.
- **vs #24 Virginia (11/20/23):** Tallied a double-double with a team-high 15 pts, 10 reb, plus 2 ast and 1 blk.
- **vs Bradley (3/14/23):** Exploded for a career high 36 points in an NIT win vs. Bradley at the Kohl Center.

GAME-BY-GAME STATISTICS

#22 CROWL, Steven

				Total		3-Pointers		Free throws		Rebounds											
Opponent	**Date**	**GS**	**MIN**	**FG-FGA**	**PCT**	**3FG-3FGA**	**PCT**	**FT-FTA**	**PCT**	**OFF**	**DEF**	**TOT**	**AVG**	**PF**	**A**	**TO**	**BLK**	**STL**	**PTS**	**AVG**
Holy Cross	11/04/2024	*	25:39	3-7	.429	1-2	.500	0-0	.000	2	6	8	8.0	1	2	3	0	1	7	7.0
Montana St.	11/07/2024	*	24:28	1-4	.250	0-0	.000	4-4	1.000	1	3	4	6.0	3	4	4	0	0	6	6.5
App State	11/10/2024	*	28:17	7-12	.583	1-3	.333	2-2	1.000	0	1	1	4.3	1	4	1	0	2	17	10.0
Arizona	11/15/2024	*	31:11	3-4	.750	0-1	.000	2-4	.500	1	3	4	4.3	5	6	1	1	0	8	9.5
UTRGV	11/18/2024	*	20:26	3-7	.429	0-0	.000	3-4	.750	1	4	5	4.4	0	1	1	0	0	9	9.4
vs UCF	11/22/2024	*	14:24	3-6	.500	0-2	.000	0-0	.000	1	3	4	4.3	5	3	2	0	0	6	8.8
vs Pittsburgh	11/24/2024	*	27:57	3-9	.333	0-0	.000	0-2	.000	3	6	9	5.0	1	3	0	0	0	6	8.4
Chicago St.	11/30/2024	*	27:48	4-7	.571	0-0	.000	1-2	.500	3	4	7	5.3	0	5	1	3	0	9	8.5
Michigan	12/03/2024	*	21:43	1-5	.200	0-2	.000	0-0	.000	1	3	4	5.1	5	0	0	1	0	2	7.8
at Marquette	12/07/2024	*	28:13	1-4	.250	0-1	.000	0-0	.000	4	7	11	5.7	1	3	2	0	0	2	7.2
at Illinois	12/10/2024	*	18:43	3-9	.333	1-4	.250	2-2	1.000	0	0	0	5.2	3	1	0	0	1	9	7.4
vs Butler	12/14/2024	*	17:12	7-10	.700	2-3	.667	2-2	1.000	0	6	6	5.3	2	1	0	0	0	18	8.3
Detroit Mercy	12/22/2024	*	21:05	7-10	.700	0-3	.000	1-1	1.000	1	3	4	5.2	0	0	1	1	0	15	8.8
Iowa	01/03/2025	*	20:17	4-4	1.000	0-0	.000	6-6	1.000	1	6	7	5.3	1	3	3	0	0	14	9.1
at Rutgers	01/06/2025	*	24:41	8-11	.727	2-3	.667	0-0	.000	3	7	10	5.6	3	3	3	0	1	18	9.7
Minnesota	01/10/2025	*	26:10	6-7	.857	2-2	1.000	4-4	1.000	1	4	5	5.6	0	3	2	1	0	18	10.3
Ohio St.	01/14/2025	*	28:03	5-10	.500	0-3	.000	4-4	1.000	0	7	7	5.6	3	1	0	1	0	14	10.5
at Southern California	01/18/2025	*	17:40	3-4	.750	1-1	1.000	2-2	1.000	0	3	3	5.5	4	1	1	1	0	9	10.4
at UCLA	01/21/2025	*	29:19	4-6	.667	1-2	.500	2-2	1.000	2	3	5	5.5	3	3	2	1	1	11	10.4
Nebraska	01/26/2025	*	20:11	0-0	.000	0-0	.000	1-2	.500	1	6	7	5.6	3	3	1	1	0	1	10.0
at Maryland	01/29/2025	*	31:50	4-9	.444	0-2	.000	2-3	.667	4	5	9	5.7	2	3	2	1	0	10	10.0
at Northwestern	02/01/2025	*	27:45	1-4	.250	1-3	.333	0-0	.000	0	7	7	5.8	3	1	1	1	0	3	9.6
Indiana	02/04/2025	*	23:46	1-3	.333	1-2	.500	0-0	.000	0	3	3	5.7	2	1	0	1	2	3	9.3
at Iowa	02/08/2025	*	30:26	2-7	.286	1-4	.250	2-2	1.000	2	6	8	5.8	2	2	1	1	3	7	9.3
at Purdue	02/15/2025	*	20:25	1-1	1.000	1-1	1.000	0-0	.000	0	1	1	5.6	4	3	0	0	0	3	9.0
Totals		**25**	**607:39**	**85-160**	**.531**	**15-44**	**.341**	**40-48**	**.833**	**32**	**107**	**139**	**5.6**	**57**	**60**	**32**	**15**	**11**	**225**	**9.0**

CAREER STATISTICS

CROWL, Steven

				Field Goals		3-Point		F-Throws		Rebounds									Scoring	
SEASON	**TEAM**	**GP-GS**	**MIN/AVG**	**FG-FGA**	**FG%**	**3FG-3FGA**	**3FG%**	**FT-FTA**	**FT%**	**OFF**	**DEF**	**TOT**	**AVG**	**PF-FO**	**A**	**TO**	**BLK**	**STL**	**PTS**	**AVG**
2020-21	Wisc	12-0	36/3.0	4-8	.500	0-1	.000	0-0	.000	4	5	9	0.8	9-0	2	3	1	0	8	0.7
2021-22	Wisc	33-33	834/25.3	114-230	.496	26-82	.317	36-45	.800	48	96	144	4.4	84-1	48	31	9	9	290	8.8
2022-23	Wisc	35-35	1071/30.6	173-339	.510	27-88	.307	52-82	.634	53	190	243	6.9	74-0	86	56	17	12	425	12.1
2023-24	Wisc	36-36	1044/29.0	155-279	.556	26-58	.448	66-89	.742	85	176	261	7.3	92-2	76	60	17	11	402	11.2
2024-25	Wisc	25-25	608/24.3	85-160	.531	15-44	.341	40-48	.833	32	107	139	5.6	57-3	60	32	15	11	225	9.0
TOTAL		**141-129**	**3592/25.5**	**531-1016**	**.523**	**94-273**	**.344**	**194-264**	**.735**	**222**	**574**	**796**	**5.6**	**316-6**	**272**	**182**	**59**	**43**	**1350**	**9.6**

25 | JOHN BLACKWELL

Sophomore | Guard | 6-4 | 203
Bloomfield Hills, Mich. | Brother Rice

X/Twitter: @_Johnblackwell1 | **Instagram:** @thejohnblackwell

GET TO KNOW JOHN

John Blackwell enjoyed a successful first year at Wisconsin, will step into a larger role during his sophomore season in 2024-25. Blackwell became the ninth player in program history to make the Big Ten All-Freshman Team. Along the way, he took home four Big Ten Freshman of the Week title, the first Badger to do so since Nigel Hayes. Blackwell averaged 8.0 points per game on very efficient shooting, his .455 3PT% was the best of any freshman in program history with at least 60 attempts. Despite playing just 18.5 minutes per game, Blackwell led the team in scoring four times. John's father, Glynn Blackwell, played four seasons at Illinois (1984-88) at shooting guard, appearing in 106 games (57 starts) for the Illini where he averaged 12.1 points per game as a senior.

INDIVIDUAL BENCHMARKS

	SEASON	CAREER
GP/GS:	25/25	59/26
10+ POINTS:	20	34
20+ POINTS:	5	5
30+ POINTS:	2	2
3+ 3FG MADE:	4	6
LED UW IN PTS:	5	9
LED UW IN 3FG:	4	10

TOP PERFORMANCES

- **vs Iowa (1/3/25):** Scored a career-high 32 pts, shooting 6-for-10 from the 3, plus 8 reb, 5 ast.
- **vs UTRGV (11/18/24):** Scored a then career-high 30 pts, shooting 11-for-18 from the floor, plus 7 reb, 3 ast.
- **vs Maryland (3/14/24):** Matched a then-career-high 18 pts (4-6 3FG) in the Big Ten Tournament.
- **at #3 Purdue (3/10/24):** Matched a career high with 18 points (7-10 FG, 2-3 3FG), plus 4 rebounds.
- **vs. Rutgers (3/7/24):** Posted 17 points, one shy of his career high, finishing 9-for-10 at the free throw line, plus 8 rebounds and 2 steals.
- **at #1 Arizona (12/9/23):** Scored a team-high 17 points (4-5 3FG), while grabbing a team-high 7 rebounds.
- **vs #24 Virginia (11/20/23):** 10 points in 18 minutes off the bench, including team-high 2 triples (2-3 3FG).
- **vs Robert Morris (11/17/23):** Then career high 18 points (4-5 FG, 2-3 3FG, 8-10 FT) in 18 minutes off bench.

SEASON HIGHS

POINTS:	32 vs. Iowa (1/3/25)
FIELD GOALS:	11 (2x) MR vs. Iowa (1/3/25)
FG ATTEMPTS:	18 (2x) MR vs. Iowa (1/3/25)
3-POINT FGS:	6 vs. Iowa (1/3/25)
3-POINT FGAS:	10 vs. Iowa (1/3/25)
FREE THROWS:	10 at UCLA (1/21/25)
FT ATTEMPTS:	12 at UCLA (1/21/25)
REBOUNDS:	9 vs. Michigan (12/3/24)
ASSISTS:	5 (3x) MR vs. Iowa (1/3/25)
BLOCKS:	1 (2x) MR vs. Chicago St (11/30/24)
STEALS:	2 (6x) MR vs. Indiana (2/4/25)
MINUTES:	38 vs. UTRGV (11/18/24)

CAREER HIGHS

POINTS:	32 vs. Iowa (1/3/25)
FIELD GOALS:	11 (2x) MR vs. Iowa (1/3/25)
FG ATTEMPTS:	18 (2x) MR vs. Iowa (1/3/25)
3-POINT FGS:	6 vs. Iowa (1/3/25)
3-POINT FGAS:	10 vs. Iowa (1/3/25)
FREE THROWS:	10 at UCLA (1/21/25)
FT ATTEMPTS:	12 at UCLA (1/21/25)
REBOUNDS:	9 (3x) MR vs. Michigan (12/3/24)
ASSISTS:	5 (3x) MR vs. Iowa (1/3/25)
BLOCKS:	1 (4x) MR vs. Chicago St (11/30/24)
STEALS:	2 (9x) MR vs. Indiana (2/4/25)
MINUTES:	38 vs. UTRGV (11/18/24)

GAME-BY-GAME STATISTICS

#25 BLACKWELL, John

				Total		3-Pointers		Free throws		Rebounds											
Opponent	**Date**	**GS**	**MIN**	**FG-FGA**	**PCT**	**3FG-3FGA**	**PCT**	**FT-FTA**	**PCT**	**OFF**	**DEF**	**TOT**	**AVG**	**PF**	**A**	**TO**	**BLK**	**STL**	**PTS**	**AVG**
Holy Cross	11/04/2024	*	30:04	5-10	.500	2-4	.500	4-4	1.000	0	4	4	4.0	2	1	1	0	1	16	16.0
Montana St.	11/07/2024	*	34:00	4-13	.308	3-6	.500	2-2	1.000	0	6	6	5.0	3	3	3	0	2	13	14.5
App State	11/10/2024	*	23:33	4-10	.400	0-2	.000	0-1	.000	1	3	4	4.7	3	1	1	0	0	8	12.3
Arizona	11/15/2024	*	25:41	3-8	.375	1-3	.333	7-8	.875	0	2	2	4.0	3	3	2	1	1	14	12.8
UTRGV	11/18/2024	*	38:13	11-18	.611	2-5	.400	6-8	.750	2	5	7	4.6	3	3	1	0	0	30	16.2
vs UCF	11/22/2024	*	25:46	6-10	.600	2-4	.500	3-5	.600	0	5	5	4.7	3	3	2	0	0	17	16.3
vs Pittsburgh	11/24/2024	*	37:02	5-11	.455	0-2	.000	4-4	1.000	0	3	3	4.4	3	0	3	0	2	14	16.0
Chicago St.	11/30/2024	*	26:45	2-8	.250	1-5	.200	2-2	1.000	1	3	4	4.4	2	0	1	1	1	7	14.9
Michigan	12/03/2024	*	36:18	6-12	.500	0-1	.000	4-5	.800	4	5	9	4.9	2	2	5	0	1	16	15.0
at Marquette	12/07/2024	*	34:57	7-11	.636	1-4	.250	2-3	.667	1	2	3	4.7	3	3	4	0	0	17	15.2
at Illinois	12/10/2024	*	22:16	4-6	.667	0-1	.000	2-4	.500	2	3	5	4.7	5	0	2	0	0	10	14.7
vs Butler	12/14/2024	*	29:31	4-9	.444	0-3	.000	2-2	1.000	1	0	1	4.4	4	5	0	0	0	10	14.3
Detroit Mercy	12/22/2024	*	25:32	4-9	.444	1-5	.200	3-3	1.000	3	3	6	4.5	2	5	0	0	2	12	14.2
Iowa	01/03/2025	*	32:22	11-18	.611	6-10	.600	4-4	1.000	0	8	8	4.8	2	5	2	0	0	32	15.4
at Rutgers	01/06/2025	*	33:02	8-15	.533	1-4	.250	4-4	1.000	0	4	4	4.7	3	3	5	0	1	21	15.8
Minnesota	01/10/2025	*	29:53	3-10	.300	1-5	.200	2-2	1.000	1	3	4	4.7	1	2	1	0	2	9	15.4
Ohio St.	01/14/2025	*	30:55	5-12	.417	1-4	.250	4-6	.667	2	4	6	4.8	4	2	3	0	1	15	15.4
at Southern California	01/18/2025	*	33:49	10-16	.625	2-7	.286	6-7	.857	0	5	5	4.8	1	1	3	0	2	28	16.1
at UCLA	01/21/2025	*	33:51	5-14	.357	3-7	.429	10-12	.833	1	3	4	4.7	5	4	4	0	1	23	16.4
Nebraska	01/26/2025	*	29:13	5-11	.455	4-7	.571	0-0	.000	1	3	4	4.7	0	1	3	0	1	14	16.3
at Maryland	01/29/2025	*	26:56	3-6	.500	1-2	.500	3-5	.600	0	3	3	4.6	4	1	2	0	0	10	16.0
at Northwestern	02/01/2025	*	25:40	2-8	.250	1-3	.333	0-0	.000	0	2	2	4.5	3	1	1	0	1	5	15.5
Indiana	02/04/2025	*	29:12	3-12	.250	0-2	.000	2-2	1.000	1	7	8	4.7	2	1	3	0	2	8	15.2
at Iowa	02/08/2025	*	33:03	7-15	.467	3-7	.429	2-3	.667	1	5	6	4.7	2	2	3	0	1	19	15.3
at Purdue	02/15/2025	*	27:46	5-8	.625	1-3	.333	0-2	.000	2	2	4	4.7	2	2	0	0	0	11	15.2
Totals		**25**	**755:19**	**132-280**	**.471**	**37-106**	**.349**	**78-98**	**.796**	**24**	**93**	**117**	**4.7**	**67**	**54**	**55**	**2**	**22**	**379**	**15.2**

CAREER STATISTICS

BLACKWELL, John

				Field Goals		3-Point		F-Throws		Rebounds									Scoring	
SEASON	**TEAM**	**GP-GS**	**MIN/AVG**	**FG-FGA**	**FG%**	**3FG-3FGA**	**3FG%**	**FT-FTA**	**FT%**	**OFF**	**DEF**	**TOT**	**AVG**	**PF-FO**	**A**	**TO**	**BLK**	**STL**	**PTS**	**AVG**
2023-24	Wisc	34-1	628/18.5	82-184	.446	30-66	.455	78-95	.821	23	85	108	3.2	63-3	21	27	2	15	272	8.0
2024-25	Wisc	25-25	755/30.2	132-280	.471	37-106	.349	78-98	.796	24	93	117	4.7	67-2	54	55	2	22	379	15.2
TOTAL		**59-26**	**1384/23.5**	**214-464**	**.461**	**67-172**	**.390**	**156-193**	**.808**	**47**	**178**	**225**	**3.8**	**130-5**	**75**	**82**	**4**	**37**	**651**	**11.0**

31 | NOLAN WINTER

Sophomore | Forward | 7-0 | 235
Lakeville, Minn. | Lakeville North

X/Twitter: @NolanWinter5 | **Instagram:** @nolan_winter31

GET TO KNOW NOLAN

Nolan Winter made an immediate impact as a freshman last season. He played in all 36 games, averaging 9.4 minutes per game. Additionally, he appeared in all five postseason games for the Badgers. Winter played basketball at Lakeville North, the same high school program that current senior forward Tyler Wahl and former forward Nate Reuvers attended. . Nolan's father, Trevor, played Big Ten basketball as a 7-foot center on Minnesota's 1997 Final Four team, and Nolan's mother, Heidi, played volleyball for the Gophers.

INDIVIDUAL BENCHMARKS

	SEASON	CAREER
GP/GS:	25/25	61/25
10+ POINTS:	13	13
20+ POINTS:	1	1
5+ REBOUNDS:	17	19
10+ REBOUNDS:	2	2
DOUBLE-DOUBLES:	2	2
LED UW IN PTS:	3	3
LED UW IN REB:	10	12

TOP PERFORMANCES

- **vs. Butler (12/14/24):** Led UW with a career-high 20 points, as well as 8 rebounds in a win against Butler in the Indy Classic.
- **vs. UCF (11/22/24):** Recorded his first-career double-double, finishing with 13 pts, 10 reb in win.
- **vs. Holy Cross (11/4/24):** Made his first career start, finishing with 15 points (6-6 FG, 2-2 3FG, 1-1 FT), plus 4 rebounds and 2 assists in the win.
- **vs Maryland (3/14/24):** Played 15 minutes off the bench, tallying 6 points, a team-high 5 rebounds and 2 assists in the Big Ten Tournament second round.
- **at Ohio State (1/10/24):** Scored a then-career-high 7 points (3-5 FG), plus 2 rebounds in the road win.
- **vs Arkansas State (11/6/23):** Made his debut as a Badger, scoring 6 points and grabbing a team-high 7 rebounds in 14 minutes off the bench.

SEASON HIGHS

POINTS:	20 vs. Butler (12/14/24)
FIELD GOALS:	8 (2x) MR vs. Iowa (1/3/25)
FG ATTEMPTS:	15 vs. Butler (12/14/24)
3-POINT FGS:	2 (7x) MR at Purdue (2/15/25)
3-POINT FGAS:	7 at Illinois (12/10/24)
FREE THROWS:	4 (3x) MR at Northwestern (2/1/25)
FT ATTEMPTS:	6 at Northwestern (2/1/25)
REBOUNDS:	11 vs. Detroit Mercy (12/22/24)
ASSISTS:	3 (2x) MR at Maryland (1/29/25)
BLOCKS:	2 vs. Nebraska (1/26/25)
STEALS:	2 (3x) MR at Illinois (12/10/24)
MINUTES:	29 (3x) MR vs. Butler (12/14/24)

CAREER HIGHS

POINTS:	20 vs. Butler (12/14/24)
FIELD GOALS:	8 (2x) MR vs. Iowa (1/3/25)
FG ATTEMPTS:	15 vs. Butler (12/14/24)
3-POINT FGS:	2 (8x) MR at Purdue (2/15/25)
3-POINT FGAS:	7 at Illinois (12/10/24)
FREE THROWS:	4 (3x) MR at Northwestern (2/1/25)
FT ATTEMPTS:	6 at Northwestern (2/1/25)
REBOUNDS:	11 vs. Detroit Mercy (12/22/24)
ASSISTS:	3 (2x) MR at Maryland (1/29/25)
BLOCKS:	2 vs. Nebraska (1/26/25)
STEALS:	2 (3x) MR at Illinois (12/10/24)
MINUTES:	29 (3x) MR vs. Butler (12/14/24)

GAME-BY-GAME STATISTICS

#31 WINTER, Nolan

				Total		3-Pointers		Free throws		Rebounds										
Opponent	**Date**	**GS**	**MIN**	**FG-FGA**	**PCT**	**3FG-3FGA**	**PCT**	**FT-FTA**	**PCT**	**OFF**	**DEF**	**TOT**	**AVG**	**PF**	**A**	**TO**	**BLK**	**STL**	**PTS**	**AVG**
Holy Cross	11/04/2024	*	20:11	6-6	1.000	2-2	1.000	1-1	1.000	1	3	4	4.0	2	2	0	1	0	15	15.0
Montana St.	11/07/2024	*	20:51	3-6	.500	0-1	.000	0-0	.000	1	7	8	6.0	1	1	0	1	1	6	10.5
App State	11/10/2024	*	22:52	3-5	.600	1-2	.500	3-5	.600	6	2	8	6.7	3	0	1	0	2	10	10.3
Arizona	11/15/2024	*	12:06	1-3	.333	0-1	.000	2-2	1.000	0	3	3	5.8	3	1	0	1	1	4	8.8
UTRGV	11/18/2024	*	11:57	2-3	.667	0-0	.000	2-2	1.000	1	2	3	5.2	0	1	0	0	0	6	8.2
vs UCF	11/22/2024	*	28:21	5-8	.625	1-2	.500	2-3	.667	5	5	10	6.0	0	1	2	0	0	13	9.0
vs Pittsburgh	11/24/2024	*	20:00	5-7	.714	1-3	.333	0-0	.000	0	3	3	5.6	2	0	0	0	0	11	9.3
Chicago St.	11/30/2024	*	20:25	4-4	1.000	1-1	1.000	3-3	1.000	0	6	6	5.6	0	1	0	0	0	12	9.6
Michigan	12/03/2024	*	29:01	4-10	.400	0-3	.000	0-1	.000	2	3	5	5.6	3	2	1	0	2	8	9.4
at Marquette	12/07/2024	*	20:44	3-4	.750	0-1	.000	1-1	1.000	1	1	2	5.2	1	2	0	1	0	7	9.2
at Illinois	12/10/2024	*	28:44	5-11	.455	2-7	.286	3-3	1.000	3	4	7	5.4	0	1	1	0	2	15	9.7
vs Butler	12/14/2024	*	28:47	8-15	.533	1-4	.250	3-4	.750	3	5	8	5.6	2	1	0	1	0	20	10.6
Detroit Mercy	12/22/2024	*	21:28	6-9	.667	2-5	.400	4-4	1.000	5	6	11	6.0	0	0	2	1	0	18	11.2
Iowa	01/03/2025	*	24:57	8-11	.727	1-2	.500	1-2	.500	2	6	8	6.1	2	0	1	0	0	18	11.6
at Rutgers	01/06/2025	*	22:58	2-3	.667	1-2	.500	0-0	.000	0	6	6	6.1	1	1	3	0	0	5	11.2
Minnesota	01/10/2025	*	20:54	2-4	.500	1-2	.500	3-4	.750	4	2	6	6.1	3	1	1	0	0	8	11.0
Ohio St.	01/14/2025	*	18:07	0-3	.000	0-2	.000	4-4	1.000	1	5	6	6.1	2	1	1	0	0	4	10.6
at Southern California	01/18/2025	*	27:30	6-7	.857	1-2	.500	0-0	.000	2	3	5	6.1	3	3	0	0	1	13	10.7
at UCLA	01/21/2025	*	18:36	2-4	.500	1-2	.500	0-0	.000	0	1	1	5.8	1	0	1	0	0	5	10.4
Nebraska	01/26/2025	*	17:06	2-3	.667	2-2	1.000	0-0	.000	0	7	7	5.9	0	2	0	2	1	6	10.2
at Maryland	01/29/2025	*	20:29	3-8	.375	1-3	.333	2-3	.667	0	2	2	5.7	4	3	0	1	0	9	10.1
at Northwestern	02/01/2025	*	20:19	2-5	.400	2-4	.500	4-6	.667	1	4	5	5.6	2	1	2	0	0	10	10.1
Indiana	02/04/2025	*	20:53	5-7	.714	2-3	.667	0-0	.000	3	2	5	5.6	2	1	0	0	0	12	10.2
at Iowa	02/08/2025	*	19:03	2-8	.250	0-3	.000	0-0	.000	3	4	7	5.7	0	0	1	0	0	4	10.0
at Purdue	02/15/2025	*	28:05	4-7	.571	2-5	.400	2-4	.500	0	5	5	5.6	3	0	0	0	1	12	10.0
Totals		**25**	**544:22**	**93-161**	**.578**	**25-64**	**.391**	**40-52**	**.769**	**44**	**97**	**141**	**5.6**	**40**	**26**	**17**	**9**	**11**	**251**	**10.0**

CAREER STATISTICS

WINTER, Nolan

				Field Goals		3-Point		F-Throws		Rebounds									Scoring	
SEASON	**TEAM**	**GP-GS**	**MIN/AVG**	**FG-FGA**	**FG%**	**3FG-3FGA**	**3FG%**	**FT-FTA**	**FT%**	**OFF**	**DEF**	**TOT**	**AVG**	**PF-FO**	**A**	**TO**	**BLK**	**STL**	**PTS**	**AVG**
2023-24	Wisc	36-0	339/9.4	30-71	.423	12-39	.308	16-23	.696	16	48	64	1.8	33-1	12	11	1	7	88	2.4
2024-25	Wisc	25-25	544/21.8	93-161	.578	25-64	.391	40-52	.769	44	97	141	5.6	40-0	26	17	9	11	251	10.0
TOTAL		**61-25**	**883/14.5**	**123-232**	**.530**	**37-103**	**.359**	**56-75**	**.747**	**60**	**145**	**205**	**3.4**	**73-1**	**38**	**28**	**10**	**18**	**339**	**5.6**

33 | JACK JANICKI

R-Freshman | Guard | 6-5 | 198
White Bear Lake, Minn. | White Bear Lake HS

X: @jackjackjanicki | **Instagram:** @jackjackjanicki

GET TO KNOW JACK

Jack Janicki joined Wisconsin as a preferred walk-on ahead of the 2023-24 season. After redshirting last season, Janicki will make his debut for the Badgers in 2024-25. The 6-foot-5 guard was a prolific scorer for White Bear Lake, breaking the school's scoring record and becoming the first player in program history to score 2,000 career points. As a senior, he averaged 22 points, six rebounds and four assists per game while leading the Bears to a 23-8 record and a fifth-place finish in the program's first state tournament appearance since 2000. Janicki's parents are Kevin Janicki and Stacy Fields. His mother, Stacy, was an All-American basketball player at Notre Dame. Jack has two older sisters, Ella Janicki and Sophie Janicki. His sister, Ella, is also a student at the University of Wisconsin, and his aunt, Laurel Fields, attended UW-Madison in the '90s.

INDIVIDUAL BENCHMARKS

	SEASON	CAREER
GP/GS	25/0	25/0
5+ POINTS:	4	4
10+ POINTS:	1	1
3+ 3-PTERS MADE:	1	1
3+ ASSISTS:	1	1
2+ STEALS:	1	1
LED TEAM IN PTS:	0	0
LED TEAM IN 3FG:	0	0
10+ MINUTES PLAYED:	12	12

TOP PERFORMANCES

- **vs. #7 Purdue (2/15/25):** Stepped up in 17 minutes off the bench at #7 Purdue, going 3-for-4 on 3FG for a career-high 11 points. Collected a block on the defensive side.
- **vs. #9 Arizona (11/15/24):** Played a career high 19 minutes off the bench vs. #9 Arizona, scoring a then career high 9 points (2-6 FG, 2-4 3FG), plus 2 assists, 2 rebounds and 1 steal in the win.
- **vs. Holy Cross (11/4/24):** Made his Badger debut, tallying 2 assists and 1 rebound while playing 11 minutes in the win.

SEASON HIGHS

POINTS:	11 at Purdue (2/15/25)
FIELD GOALS:	4 at Purdue (2/15/25)
FG ATTEMPTS:	6 (2x) MR at Purdue (2/15/25)
3-POINT FGS:	3 at Purdue (2/15/25)
3-POINT FGAS:	4 (2x) MR at Purdue (2/15/25)
FREE THROWS:	1 vs. #9 Arizona (11/15/24)
FT ATTEMPTS:	2 vs. #9 Arizona (11/15/24)
REBOUNDS:	5 vs. Chicago State (11/30/24)
ASSISTS:	3 at Illinois (12/10/24)
BLOCKS:	3 vs. Detroit Mercy (12/22/24)
STEALS:	2 vs. Minnesota (1/10/25)
MINUTES:	19 vs. #9 Arizona (11/15/24)

CAREER HIGHS

POINTS:	11 at Purdue (2/15/25)
FIELD GOALS:	4 at Purdue (2/15/25)
FG ATTEMPTS:	6 (2x) MR at Purdue (2/15/25)
3-POINT FGS:	3 at Purdue (2/15/25)
3-POINT FGAS:	4 (2x) MR at Purdue (2/15/25)
FREE THROWS:	1 vs. #9 Arizona (11/15/24)
FT ATTEMPTS:	2 vs. #9 Arizona (11/15/24)
REBOUNDS:	5 vs. Chicago State (11/30/24)
ASSISTS:	3 at Illinois (12/10/24)
BLOCKS:	3 vs. Detroit Mercy (12/22/24)
STEALS:	2 vs. Minnesota (1/10/25)
MINUTES:	19 vs. #9 Arizona (11/15/24)

GAME-BY-GAME STATISTICS

#33 JANICKI, Jack

				Total		3-Pointers		Free throws		Rebounds										
Opponent	**Date**	**GS**	**MIN**	**FG-FGA**	**PCT**	**3FG-3FGA**	**PCT**	**FT-FTA**	**PCT**	**OFF**	**DEF**	**TOT**	**AVG**	**PF**	**A**	**TO**	**BLK**	**STL**	**PTS**	**AVG**
Holy Cross	11/04/2024		10:56	0-1	.000	0-1	.000	0-0	.000	0	1	1	1.0	1	2	0	0	0	0	0.0
Montana St.	11/07/2024		02:06	0-0	.000	0-0	.000	0-0	.000	0	0	0	0.5	1	0	0	0	0	0	0.0
App State	11/10/2024		08:55	0-1	.000	0-1	.000	0-0	.000	0	3	3	1.3	1	1	0	0	0	0	0.0
Arizona	11/15/2024		19:07	3-6	.500	2-4	.500	1-2	.500	0	2	2	1.5	3	2	0	0	1	9	2.3
UTRGV	11/18/2024		10:28	1-1	1.000	1-1	1.000	0-0	.000	0	0	0	1.2	1	0	0	0	1	3	2.4
vs UCF	11/22/2024		14:34	1-3	.333	1-2	.500	0-0	.000	1	0	1	1.2	3	1	0	1	1	3	2.5
vs Pittsburgh	11/24/2024		07:45	0-1	.000	0-1	.000	0-0	.000	0	1	1	1.1	0	1	1	0	1	0	2.1
Chicago St.	11/30/2024		18:11	1-3	.333	1-3	.333	0-0	.000	1	4	5	1.6	2	1	1	0	0	3	2.3
Michigan	12/03/2024		04:38	0-1	.000	0-1	.000	0-0	.000	0	0	0	1.4	0	1	0	0	0	0	2.0
at Marquette	12/07/2024		08:01	0-2	.000	0-2	.000	0-0	.000	0	1	1	1.4	1	0	0	0	0	0	1.8
at Illinois	12/10/2024		17:17	1-1	1.000	1-1	1.000	0-0	.000	0	2	2	1.5	1	3	0	1	0	3	1.9
vs Butler	12/14/2024		06:13	0-0	.000	0-0	.000	0-0	.000	0	1	1	1.4	2	1	0	0	0	0	1.8
Detroit Mercy	12/22/2024		13:19	2-4	.500	1-3	.333	0-0	.000	0	3	3	1.5	0	0	1	3	0	5	2.0
Iowa	01/03/2025		11:38	0-1	.000	0-1	.000	0-0	.000	0	0	0	1.4	1	2	0	0	0	0	1.9
at Rutgers	01/06/2025		06:21	0-1	.000	0-1	.000	0-0	.000	0	0	0	1.3	2	0	0	0	0	0	1.7
Minnesota	01/10/2025		15:44	2-4	.500	0-0	.000	0-0	.000	1	1	2	1.4	2	1	0	0	2	4	1.9
Ohio St.	01/14/2025		07:47	0-2	.000	0-2	.000	0-0	.000	0	1	1	1.4	0	0	0	0	0	0	1.8
at Southern California	01/18/2025		06:50	0-1	.000	0-1	.000	0-0	.000	0	1	1	1.3	1	0	0	0	0	0	1.7
at UCLA	01/21/2025		03:14	0-0	.000	0-0	.000	0-0	.000	0	0	0	1.3	1	0	0	0	0	0	1.6
Nebraska	01/26/2025		10:42	3-3	1.000	1-1	1.000	0-0	.000	0	0	0	1.2	0	0	0	0	1	7	1.9
at Maryland	01/29/2025		09:05	0-0	.000	0-0	.000	0-0	.000	0	0	0	1.1	0	0	0	0	1	0	1.8
at Northwestern	02/01/2025		07:54	0-2	.000	0-2	.000	0-0	.000	1	0	1	1.1	1	1	0	0	0	0	1.7
Indiana	02/04/2025		11:33	0-1	.000	0-0	.000	0-0	.000	0	1	1	1.1	1	1	0	0	0	0	1.6
at Iowa	02/08/2025		04:23	1-2	.500	1-2	.500	0-0	.000	0	0	0	1.1	1	0	0	0	0	3	1.7
at Purdue	02/15/2025		17:14	4-6	.667	3-4	.750	0-0	.000	0	1	1	1.1	0	2	0	1	0	11	2.0
Totals		**0**	**253:55**	**19-47**	**.404**	**12-34**	**.353**	**1-2**	**.500**	**4**	**23**	**27**	**1.1**	**26**	**20**	**3**	**6**	**8**	**51**	**2.0**

CAREER STATISTICS

JANICKI, Jack

				Field Goals		3-Point		F-Throws		Rebounds									Scoring	
SEASON	**TEAM**	**GP-GS**	**MIN/AVG**	**FG-FGA**	**FG%**	**3FG-3FGA**	**3FG%**	**FT-FTA**	**FT%**	**OFF**	**DEF**	**TOT**	**AVG**	**PF-FO**	**A**	**TO**	**BLK**	**STL**	**PTS**	**AVG**
2024-25	Wisc	25-0	254/10.2	19-47	.404	12-34	.353	1-2	.500	4	23	27	1.1	26-0	20	3	6	8	51	2.0
TOTAL		**25-0**	**254/10.2**	**19-47**	**.404**	**12-34**	**.353**	**1-2**	**.500**	**4**	**23**	**27**	**1.1**	**26-0**	**20**	**3**	**6**	**8**	**51**	**2.0**

35 | MARKUS ILVER

Senior | Forward | 6-9 | 232
Tallinn, Estonia | Western Reserve Academy (Ohio)

X/Twitter: @MarkusIlver | **Instagram:** @markus_ilver

SEASON HIGHS

POINTS:	8 vs. Detroit Mercy (12/22/24)
FIELD GOALS:	2 (2x) MR vs. Minnesota (1/10/25)
FG ATTEMPTS:	4 (2x) MR vs. Detroit Mercy (12/22/24)
3-POINT FGS:	2 (2x) MR vs. Minnesota (1/10/25)
3-POINT FGAS:	4 vs. Detroit Mercy (12/22/24)
FREE THROWS:	2 vs. Detroit Mercy (12/22/24)
FT ATTEMPTS:	2 vs. Detroit Mercy (12/22/24)
REBOUNDS:	3 vs. App State (11/10/24)
ASSISTS:	1 vs. Holy Cross (11/4/24)
BLOCKS:	1 (2x) MR vs. App State (11/10/24)
STEALS:	1 (2x) MR vs. App State (11/10/24)
MINUTES:	10 (2x) MR vs. Minnesota (1/10/25)

CAREER HIGHS

POINTS:	8 vs. Detroit Mercy (12/22/24)
FIELD GOALS:	2 (4x) MR vs. Detroit Mercy (12/22/24)
FG ATTEMPTS:	6 (2x) MR at Purdue (3/10/24)
3-POINT FGS:	2 (3x) MR vs. Minnesota (1/10/25)
3-POINT FGAS:	4 (2x) MR vs. Detroit Mercy (12/22/24)
FREE THROWS:	3 vs. Green Bay (11/12/21)
FT ATTEMPTS:	4 vs. Green Bay (11/12/21)
REBOUNDS:	5 (3x) MR at Penn State (1/16/24)
ASSISTS:	1 (8x) MR vs. Holy Cross (11/4/24)
BLOCKS:	1 (3x) MR vs. Holy Cross (11/4/24)
STEALS:	2 (2x) MR at Purdue (3/10/24)
MINUTES:	19 vs. Arkansas State (11/6/23)

GET TO KNOW MARKUS

Markus Ilver broke new ground in 2023-24, playing in a career high 27 games. The 6-foot-8, combo forward's biggest contriubtion came on the road against Purdue, playing 10 minutes, with five points, and a career high two blocks. He also averaged 13 minutes per game in the three Big Ten Tournament games he appeared in. For his career, Ilver earned Acaedemic All-Big Ten honors in both 2023 and 2024. During the summer of 2022, Ilver represented Estonia at the FIBA U20 European Championship in Tbilisi, helping lead his country to a third-place finish.

INDIVIDUAL BENCHMARKS

	SEASON	CAREER
GP/GS:	13/0	66/0
5+ POINTS:	2	7
10+ POINTS:	0	0
2+ 3FGS:	2	3
10+ MIN PLAYED:	2	16

TOP PERFORMANCES

- **at Penn State (1/16/24):** Played 5 minutes, tallying 3 points (1-1 3FG), 5 rebounds, 1 block and 1 assist.
- **at Illinois (1/7/23):** Played a career high 19 minutes, finishing with 2 points and 3 rebounds.
- **vs Dayton (11/23/22):** Scored 6 points (2-4 3FG) while playing 10 minutes off the bench vs. Dayton.

GAME-BY-GAME STATISTICS

#35 ILVER, Markus

				Total		3-Pointers		Free throws		Rebounds											
Opponent	**Date**	**GS**	**MIN**	**FG-FGA**	**PCT**	**3FG-3FGA**	**PCT**	**FT-FTA**	**PCT**	**OFF**	**DEF**	**TOT**	**AVG**	**PF**	**A**	**TO**	**BLK**	**STL**	**PTS**	**AVG**
Holy Cross	11/04/2024		03:20	0-0	.000	0-0	.000	0-0	.000	0	0	0	0.0	0	1	0	1	1	0	0.0
Montana St.	11/07/2024		04:48	0-0	.000	0-0	.000	0-0	.000	0	0	0	0.0	1	0	1	0	0	0	0.0
App State	11/10/2024		05:28	1-4	.250	0-2	.000	1-1	1.000	1	2	3	1.0	1	0	0	1	1	3	1.0
Arizona	11/15/2024		01:32	0-1	.000	0-1	.000	0-0	.000	0	0	0	0.8	1	0	0	0	0	0	0.8
vs UCF	11/22/2024		02:33	0-0	.000	0-0	.000	0-0	.000	0	0	0	0.6	1	0	0	0	0	0	0.6
Chicago St.	11/30/2024		02:20	1-3	.333	1-2	.500	0-0	.000	0	0	0	0.5	0	0	0	0	0	3	1.0
Detroit Mercy	12/22/2024		09:47	2-4	.500	2-4	.500	2-2	1.000	0	1	1	0.6	1	0	1	0	0	8	2.0
Iowa	01/03/2025		04:51	1-2	.500	1-1	1.000	0-0	.000	1	0	1	0.6	1	0	1	0	0	3	2.1
Minnesota	01/10/2025		10:24	2-3	.667	2-3	.667	0-0	.000	0	2	2	0.8	1	0	0	0	0	6	2.6
at Southern California	01/18/2025		00:39	0-0	.000	0-0	.000	0-0	.000	0	0	0	0.7	0	0	0	0	0	0	2.3
at UCLA	01/21/2025		01:56	0-1	.000	0-1	.000	0-0	.000	0	0	0	0.6	0	0	0	0	0	0	2.1
Nebraska	01/26/2025		05:51	1-3	.333	0-1	.000	0-0	.000	0	2	2	0.8	1	0	1	0	0	2	2.1
Indiana	02/04/2025		01:17	0-1	.000	0-1	.000	0-0	.000	0	0	0	0.7	0	0	0	0	0	0	1.9
Totals		**0**	**54:45**	**8-22**	**.364**	**6-16**	**.375**	**3-3**	**1.000**	**2**	**7**	**9**	**0.7**	**8**	**1**	**4**	**2**	**2**	**25**	**1.9**

CAREER STATISTICS

ILVER, Markus

				Field Goals		3-Point		F-Throws		Rebounds									Scoring	
SEASON	**TEAM**	**GP-GS**	**MIN/AVG**	**FG-FGA**	**FG%**	**3FG-3FGA**	**3FG%**	**FT-FTA**	**FT%**	**OFF**	**DEF**	**TOT**	**AVG**	**PF-FO**	**A**	**TO**	**BLK**	**STL**	**PTS**	**AVG**
2021-22	Wisc	8-0	28/3.4	1-8	.125	0-5	.000	3-4	.750	1	3	4	0.5	7-0	0	2	0	0	5	0.6
2022-23	Wisc	18-0	119/6.6	11-37	.297	5-21	.238	2-2	1.000	5	12	17	0.9	10-0	3	2	0	1	29	1.6
2023-24	Wisc	27-0	160/5.9	11-35	.314	7-28	.250	2-3	.667	12	23	35	1.3	19-0	6	5	2	5	31	1.1
2024-25	Wisc	13-0	55/4.2	8-22	.364	6-16	.375	3-3	1.000	2	7	9	0.7	8-0	1	4	2	2	25	1.9
TOTAL		**66-0**	**361/5.5**	**31-102**	**.304**	**18-70**	**.257**	**10-12**	**.833**	**20**	**45**	**65**	**1.0**	**44-0**	**10**	**13**	**4**	**8**	**90**	**1.4**

2024-25 OVERALL STATISTICS

Game Records

Record	Overall	Home	Away	Neutral
ALL GAMES	20-5	12-1	5-4	3-0
CONFERENCE	10-4	5-1	5-3	0-0
NON-CONFERENCE	10-1	7-0	0-1	3-0

Score by Periods

Team	1st	2nd	OT	TOT
Wisconsin	966	1071	0	2037
Opponents	820	942	0	1762

Team Box Score

No.	Player				Total		3-Point		F-Throw		Rebounds											
		GP-GS	MIN	AVG	FG-FGA	FG%	3FG-3FGA	3FG%	FT-FTA	FT%	OFF	DEF	TOT	AVG	PF	DQ	A	TO	BLK	STL	PTS	AVG
9	TONJE, John	25-25	763:49	30.6	135-282	.479	57-141	.404	152-166	.916	20	102	122	4.9	41	0	47	53	4	14	479	19.2
25	BLACKWELL, John	25-25	755:19	30.2	132-280	.471	37-106	.349	78-98	.796	24	93	117	4.7	67	2	54	55	2	22	379	15.2
11	KLESMIT, Max	24-24	713:16	29.7	74-212	.349	42-149	.282	60-71	.845	5	54	59	2.5	37	0	73	28	2	25	250	10.4
31	WINTER, Nolan	25-25	544:22	21.8	93-161	.578	25-64	.391	40-52	.769	44	97	141	5.6	40	0	26	17	9	11	251	10.0
22	CROWL, Steven	25-25	607:39	24.3	85-160	.531	15-44	.341	40-48	.833	32	107	139	5.6	57	3	60	32	15	11	225	9.0
4	MCGEE, Kamari	25-1	534:32	21.4	61-117	.521	31-56	.554	24-28	.857	12	50	62	2.5	53	2	48	15	1	22	177	7.1
7	GILMORE, Carter	25-0	440:07	17.6	33-67	.493	16-37	.432	9-12	.750	20	44	64	2.6	55	2	29	11	10	3	91	3.6
13	AMOS, Xavier	25-0	245:30	9.8	29-81	.358	12-43	.279	18-24	.750	9	38	47	1.9	24	0	11	13	4	7	88	3.5
33	JANICKI, Jack	25-0	253:55	10.2	19-47	.404	12-34	.353	1-2	.500	4	23	27	1.1	26	0	20	3	6	8	51	2.0
35	ILVER, Markus	13-0	54:45	4.2	8-22	.364	6-16	.375	3-3	1.000	2	7	9	0.7	8	0	1	4	2	2	25	1.9
18	GREPPI, Riccardo	6-0	15:42	2.6	1-1	1.000	0-0	.000	4-6	.667	4	4	8	1.3	3	0	1	1	1	0	6	1.0
2	ROBISON, Jack	11-0	12:31	1.1	2-2	1.000	2-2	1.000	0-0	.000	1	0	1	0.1	1	0	1	0	0	0	6	0.5
3	HUNTER, Camren	6-0	13:21	2.2	1-5	.200	1-2	.500	0-0	.000	2	2	4	0.7	3	0	1	0	0	0	3	0.5
15	GARD, Isaac	9-0	09:12	1.0	1-1	1.000	1-1	1.000	0-0	.000	0	2	2	0.2	1	0	1	0	0	0	3	0.3
5	FREITAG, Daniel	10-0	22:52	2.3	1-9	.111	0-6	.000	0-2	.000	1	2	3	0.3	7	0	3	1	0	1	2	0.2
21	HODGES, Chris	10-0	10:34	1.1	0-2	.000	0-1	.000	1-2	.500	0	0	0	0.0	1	0	0	1	0	0	1	0.1
14	KONOP, Aidan	3-0	02:32	0.8	0-0	.000	0-0	.000	0-0	.000	0	0	0	0.0	0	0	0	0	0	0	0	0.0
Team											44	42	86					11				
Total		**25**	**5000**		**675-1449**	**.466**	**257-702**	**.366**	**430-514**	**.837**	**224**	**667**	**891**	**35.6**	**424**	**9**	**376**	**245**	**56**	**126**	**2037**	**81.5**
Opponents		**25**	**5000**		**628-1505**	**.417**	**192-587**	**.327**	**314-430**	**.730**	**242**	**580**	**822**	**32.9**	**469**	**9**	**297**	**256**	**75**	**121**	**1762**	**70.5**

Team Statistics

	WISC	OPP
Scoring	**2037**	**1762**
Points per game	81.5	70.5
Scoring margin	+11.0	-
Field goals-att	**675-1449**	**628-1505**
Field goal pct	.466	.417
3 point fg-att	**257-702**	**192-587**
3-point FG pct	.366	.327
3-pt FG made per game	10.3	7.7
Free throws-att	**430-514**	**314-430**
Free throw pct	.837	.730
F-Throws made per game	17.2	12.6
Rebounds	**891**	**822**
Rebounds per game	35.6	32.9
Rebounding margin	+2.8	-
Assists	**376**	**297**
Assists per game	15.0	11.9
Turnovers	**245**	**256**
Turnovers per game	9.8	10.2
Turnover margin	+0.4	-
Assist/turnover ratio	1.5	1.2
Steals	**126**	**121**
Steals per game	5.0	4.8
Blocks	**56**	**75**
Blocks per game	2.2	3.0
Winning streak	**4**	**-**
Home win streak	6	-
Attendance	**191459**	**107842**
Home games-Avg/Game	13-14728	9-11982
Neutral site-Avg/Game	-	3-5756

Team Results

Date	Opponent		Score	Att.
11/04/2024	Holy Cross	W	85-61	13451
11/07/2024	Montana St.	W	79-67	13554
11/10/2024	App State	W	87-56	13913
11/15/2024	Arizona	W	103-88	16838
11/18/2024	UTRGV	W	87-84	13423
11/22/2024	vs UCF	W	86-70	1112
11/24/2024	vs Pittsburgh	W	81-75	1112
11/30/2024	Chicago St.	W	74-53	14711
12/03/2024	Michigan	L	64-67	14582
12/07/2024	at Marquette	L	74-88	18107
12/10/2024	at Illinois	L	80-86	15544
12/14/2024	vs Butler	W	83-74	15045
12/22/2024	Detroit Mercy	W	76-53	14098
01/03/2025	Iowa	W	116-85	16838
01/06/2025	at Rutgers	W	75-63	8000
01/10/2025	Minnesota	W	80-59	14239
01/14/2025	Ohio St.	W	70-68	14527
01/18/2025	at Southern California	W	84-69	6938
01/21/2025	at UCLA	L	83-85	6695
01/26/2025	Nebraska	W	83-55	16838
01/29/2025	at Maryland	L	68-76	17950
02/01/2025	at Northwestern	W	75-69	7039
02/04/2025	Indiana	W	76-64	14447
02/08/2025	at Iowa	W	74-63	12693
02/15/2025	at Purdue	W	94-84	14876

2024-25 BIG TEN STATISTICS

Game Records

Record	Overall	Home	Away	Neutral
ALL GAMES	10-4	5-1	5-3	0-0
CONFERENCE	10-4	5-1	5-3	0-0
NON-CONFERENCE	0-0	0-0	0-0	0-0

Score by Periods

Team	1st	2nd	OT	TOT
Wisconsin	523	599	0	1122
Opponents	449	544	0	993

Team Box Score

No.	Player				Total		3-Point		F-Throw		Rebounds											
		GP-GS	MIN	AVG	FG-FGA	FG%	3FG-3FGA	3FG%	FT-FTA	FT%	OFF	DEF	TOT	AVG	PF	DQ	A	TO	BLK	STL	PTS	AVG
9	TONJE, John	14-14	432:58	30.9	79-164	.482	39-91	.429	65-74	.878	9	55	64	4.6	19	0	24	27	4	8	262	18.7
25	BLACKWELL, John	14-14	424:16	30.3	77-163	.472	24-63	.381	43-56	.768	15	57	72	5.1	36	2	27	37	0	13	221	15.8
11	KLESMIT, Max	13-13	371:45	28.6	40-110	.364	20-75	.267	25-34	.735	3	36	39	3.0	19	0	43	17	1	11	125	9.6
31	WINTER, Nolan	14-14	316:41	22.6	47-91	.516	16-42	.381	19-27	.704	21	54	75	5.4	26	0	16	12	3	7	129	9.2
22	CROWL, Steven	14-14	340:59	24.4	43-80	.538	11-29	.379	25-27	.926	15	61	76	5.4	38	1	28	16	10	8	122	8.7
4	MCGEE, Kamari	14-1	297:58	21.3	36-71	.507	20-34	.588	17-20	.850	9	24	33	2.4	20	0	29	9	1	13	109	7.8
7	GILMORE, Carter	14-0	287:38	20.5	24-47	.511	14-27	.519	4-5	.800	13	30	43	3.1	37	2	15	7	6	0	66	4.7
3	HUNTER, Camren	1-0	02:12	2.2	1-1	1.000	1-1	1.000	0-0	.000	0	0	0	0.0	1	0	0	0	0	0	3	3.0
13	AMOS, Xavier	14-0	135:27	9.7	14-36	.389	5-20	.250	9-14	.643	5	18	23	1.6	13	0	8	6	4	3	42	3.0
33	JANICKI, Jack	14-0	134:19	9.6	11-25	.440	6-16	.375	0-0	.000	2	7	9	0.6	11	0	11	0	2	4	28	2.0
35	ILVER, Markus	6-0	24:58	4.2	4-10	.400	3-7	.429	0-0	.000	1	4	5	0.8	3	0	0	2	0	0	11	1.8
18	GREPPI, Riccardo	2-0	04:47	2.4	1-1	1.000	0-0	.000	0-0	.000	0	1	1	0.5	3	0	0	0	0	0	2	1.0
5	FREITAG, Daniel	4-0	07:20	1.8	1-3	.333	0-1	.000	0-2	.000	0	1	1	0.3	0	0	1	1	0	0	2	0.5
21	HODGES, Chris	4-0	05:42	1.4	0-1	.000	0-1	.000	0-0	.000	0	0	0	0.0	0	0	0	1	0	0	0	0.0
15	GARD, Isaac	5-0	06:34	1.3	0-0	.000	0-0	.000	0-0	.000	0	1	1	0.2	0	0	1	0	0	0	0	0.0
2	ROBISON, Jack	5-0	06:26	1.3	0-0	.000	0-0	.000	0-0	.000	0	0	0	0.0	0	0	1	0	0	0	0	0.0
Team											27	23	50					7				
Total		**14**	**2800**		**378-803**	**.471**	**159-407**	**.391**	**207-259**	**.799**	**120**	**372**	**492**	**35.1**	**226**	**5**	**204**	**142**	**31**	**67**	**1122**	**80.1**
Opponents		**14**	**2800**		**355-845**	**.420**	**114-334**	**.341**	**169-233**	**.725**	**139**	**321**	**460**	**32.9**	**246**	**6**	**185**	**140**	**47**	**74**	**993**	**70.9**

Team Statistics

	WISC	OPP
Scoring	**1122**	**993**
Points per game	80.1	70.9
Scoring margin	+9.2	-
Field goals-att	**378-803**	**355-845**
Field goal pct	.471	.420
3 point fg-att	**159-407**	**114-334**
3-point FG pct	.391	.341
3-pt FG made per game	11.4	8.1
Free throws-att	**207-259**	**169-233**
Free throw pct	.799	.725
F-Throws made per game	14.8	12.1
Rebounds	**492**	**460**
Rebounds per game	35.1	32.9
Rebounding margin	+2.3	-
Assists	**204**	**185**
Assists per game	14.6	13.2
Turnovers	**142**	**140**
Turnovers per game	10.1	10.0
Turnover margin	-0.1	-
Assist/turnover ratio	1.4	1.3
Steals	**67**	**74**
Steals per game	4.8	5.3
Blocks	**31**	**47**
Blocks per game	2.2	3.4
Winning streak	**4**	**-**
Home win streak	5	-
Attendance	**91471**	**89735**
Home games-Avg/Game	6-15245	8-11217
Neutral site-Avg/Game	-	0-0

Team Results

Date	Opponent		Score	Att.
12/03/2024	Michigan	L	64-67	14582
12/10/2024	at Illinois	L	80-86	15544
01/03/2025	Iowa	W	116-85	16838
01/06/2025	at Rutgers	W	75-63	8000
01/10/2025	Minnesota	W	80-59	14239
01/14/2025	Ohio St.	W	70-68	14527
01/18/2025	at Southern California	W	84-69	6938
01/21/2025	at UCLA	L	83-85	6695
01/26/2025	Nebraska	W	83-55	16838
01/29/2025	at Maryland	L	68-76	17950
02/01/2025	at Northwestern	W	75-69	7039
02/04/2025	Indiana	W	76-64	14447
02/08/2025	at Iowa	W	74-63	12693
02/15/2025	at Purdue	W	94-84	14876

2024-25 HOME STATISTICS

Game Records

Record	Overall	Home	Away	Neutral
ALL GAMES	12-1	12-1	0-0	0-0
CONFERENCE	5-1	5-1	0-0	0-0
NON-CONFERENCE	7-0	7-0	0-0	0-0

Score by Periods

Team	1st	2nd	OT	TOT
Wisconsin	517	563	0	1080
Opponents	410	450	0	860

Team Box Score

No.	Player				Total		3-Point		F-Throw		Rebounds											
		GP-GS	MIN	AVG	FG-FGA	FG%	3FG-3FGA	3FG%	FT-FTA	FT%	OFF	DEF	TOT	AVG	PF	DQ	A	TO	BLK	STL	PTS	AVG
9	TONJE, John	13-13	378:09	29.1	63-131	.481	29-67	.433	94-103	.913	9	51	60	4.6	18	0	20	26	0	13	249	19.2
25	BLACKWELL, John	13-13	391:40	30.1	66-151	.437	22-59	.373	40-47	.851	16	56	72	5.5	29	0	29	26	2	14	194	14.9
11	KLESMIT, Max	12-12	351:56	29.3	37-110	.336	20-75	.267	24-26	.923	2	23	25	2.1	21	0	36	14	2	16	118	9.8
31	WINTER, Nolan	13-13	260:47	20.1	46-74	.622	12-26	.462	23-28	.821	26	54	80	6.2	21	0	13	7	6	7	127	9.8
22	CROWL, Steven	13-13	319:04	24.5	45-80	.563	5-18	.278	28-33	.848	13	53	66	5.1	24	2	33	18	10	5	123	9.5
4	MCGEE, Kamari	13-1	276:49	21.3	33-69	.478	19-36	.528	10-10	1.000	6	32	38	2.9	24	0	20	8	1	11	95	7.3
13	AMOS, Xavier	13-0	148:08	11.4	20-54	.370	10-28	.357	12-17	.706	7	22	29	2.2	14	0	8	7	1	5	62	4.8
7	GILMORE, Carter	13-0	198:22	15.3	14-27	.519	7-14	.500	3-6	.500	9	19	28	2.2	23	0	11	4	4	2	38	2.9
35	ILVER, Markus	10-0	49:37	5.0	8-21	.381	6-15	.400	3-3	1.000	2	7	9	0.9	7	0	1	4	2	2	25	2.5
33	JANICKI, Jack	13-0	145:04	11.2	12-28	.429	6-18	.333	1-2	.500	2	16	18	1.4	13	0	11	2	3	5	31	2.4
18	GREPPI, Riccardo	6-0	15:42	2.6	1-1	1.000	0-0	.000	4-6	.667	4	4	8	1.3	3	0	1	1	1	0	6	1.0
3	HUNTER, Camren	5-0	13:15	2.7	1-5	.200	1-2	.500	0-0	.000	2	2	4	0.8	3	0	1	0	0	0	3	0.6
15	GARD, Isaac	7-0	08:03	1.2	1-1	1.000	1-1	1.000	0-0	.000	0	2	2	0.3	1	0	1	0	0	0	3	0.4
2	ROBISON, Jack	9-0	10:33	1.2	1-1	1.000	1-1	1.000	0-0	.000	1	0	1	0.1	0	0	1	0	0	0	3	0.3
5	FREITAG, Daniel	8-0	20:53	2.6	1-9	.111	0-6	.000	0-2	.000	1	2	3	0.4	6	0	3	1	0	1	2	0.3
21	HODGES, Chris	8-0	09:25	1.2	0-2	.000	0-1	.000	1-2	.500	0	0	0	0.0	1	0	0	0	0	0	1	0.1
14	KONOP, Aidan	3-0	02:32	0.8	0-0	.000	0-0	.000	0-0	.000	0	0	0	0.0	0	0	0	0	0	0	0	0.0
Team											25	22	47					4				
Total		**13**	**2600**		**349-764**	**.457**	**139-367**	**.379**	**243-285**	**.853**	**125**	**365**	**490**	**37.7**	**208**	**2**	**189**	**122**	**32**	**81**	**1080**	**83.1**
Opponents		**13**	**2600**		**315-785**	**.401**	**99-304**	**.326**	**131-184**	**.712**	**127**	**306**	**433**	**33.3**	**248**	**5**	**132**	**157**	**42**	**66**	**860**	**66.2**

Team Statistics

	WISC	OPP
Scoring	**1080**	**860**
Points per game	83.1	66.2
Scoring margin	+16.9	-
Field goals-att	**349-764**	**315-785**
Field goal pct	.457	.401
3 point fg-att	**139-367**	**99-304**
3-point FG pct	.379	.326
3-pt FG made per game	10.7	7.6
Free throws-att	**243-285**	**131-184**
Free throw pct	.853	.712
F-Throws made per game	18.7	10.1
Rebounds	**490**	**433**
Rebounds per game	37.7	33.3
Rebounding margin	+4.4	-
Assists	**189**	**132**
Assists per game	14.5	10.2
Turnovers	**122**	**157**
Turnovers per game	9.4	12.1
Turnover margin	+2.7	-
Assist/turnover ratio	1.5	0.8
Steals	**81**	**66**
Steals per game	6.2	5.1
Blocks	**32**	**42**
Blocks per game	2.5	3.2
Winning streak	**6**	**-**
Home win streak	6	-
Attendance	**191459**	**0**
Home games-Avg/Game	13-14728	0-0
Neutral site-Avg/Game	-	0-0

Team Results

Date	Opponent		Score	Att.
11/04/2024	Holy Cross	W	85-61	13451
11/07/2024	Montana St.	W	79-67	13554
11/10/2024	App State	W	87-56	13913
11/15/2024	Arizona	W	103-88	16838
11/18/2024	UTRGV	W	87-84	13423
11/30/2024	Chicago St.	W	74-53	14711
12/03/2024	Michigan	L	64-67	14582
12/22/2024	Detroit Mercy	W	76-53	14098
01/03/2025	Iowa	W	116-85	16838
01/10/2025	Minnesota	W	80-59	14239
01/14/2025	Ohio St.	W	70-68	14527
01/26/2025	Nebraska	W	83-55	16838
02/04/2025	Indiana	W	76-64	14447

2024-25 ROAD/NEUTRAL STATISTICS

Game Records

Record	Overall	Home	Away	Neutral
ALL GAMES	8-4	0-0	5-4	3-0
CONFERENCE	5-3	0-0	5-3	0-0
NON-CONFERENCE	3-1	0-0	0-1	3-0

Score by Periods

Team	1st	2nd	OT	TOT
Wisconsin	449	508	0	957
Opponents	410	492	0	902

Team Box Score

No.	Player				Total		3-Point		F-Throw		Rebounds											
		GP-GS	MIN	AVG	FG-FGA	FG%	3FG-3FGA	3FG%	FT-FTA	FT%	OFF	DEF	TOT	AVG	PF	DQ	A	TO	BLK	STL	PTS	AVG
9	TONJE, John	12-12	385:41	32.1	72-151	.477	28-74	.378	58-63	.921	11	51	62	5.2	23	0	27	27	4	1	230	19.2
25	BLACKWELL, John	12-12	363:39	30.3	66-129	.512	15-47	.319	38-51	.745	8	37	45	3.8	38	2	25	29	0	8	185	15.4
11	KLESMIT, Max	12-12	361:20	30.1	37-102	.363	22-74	.297	36-45	.800	3	31	34	2.8	16	0	37	14	0	9	132	11.0
31	WINTER, Nolan	12-12	283:35	23.6	47-87	.540	13-38	.342	17-24	.708	18	43	61	5.1	19	0	13	10	3	4	124	10.3
22	CROWL, Steven	12-12	288:35	24.0	40-80	.500	10-26	.385	12-15	.800	19	54	73	6.1	33	1	27	14	5	6	102	8.5
4	MCGEE, Kamari	12-0	257:43	21.5	28-48	.583	12-20	.600	14-18	.778	6	18	24	2.0	29	2	28	7	0	11	82	6.8
7	GILMORE, Carter	12-0	241:45	20.1	19-40	.475	9-23	.391	6-6	1.000	11	25	36	3.0	32	2	18	7	6	1	53	4.4
13	AMOS, Xavier	12-0	97:22	8.1	9-27	.333	2-15	.133	6-7	.857	2	16	18	1.5	10	0	3	6	3	2	26	2.2
33	JANICKI, Jack	12-0	108:51	9.1	7-19	.368	6-16	.375	0-0	.000	2	7	9	0.8	13	0	9	1	3	3	20	1.7
2	ROBISON, Jack	2-0	01:59	1.0	1-1	1.000	1-1	1.000	0-0	.000	0	0	0	0.0	1	0	0	0	0	0	3	1.5
21	HODGES, Chris	2-0	01:09	0.6	0-0	.000	0-0	.000	0-0	.000	0	0	0	0.0	0	0	0	1	0	0	0	0.0
35	ILVER, Markus	3-0	05:08	1.7	0-1	.000	0-1	.000	0-0	.000	0	0	0	0.0	1	0	0	0	0	0	0	0.0
3	HUNTER, Camren	1-0	00:06	0.1	0-0	.000	0-0	.000	0-0	.000	0	0	0	0.0	0	0	0	0	0	0	0	0.0
15	GARD, Isaac	2-0	01:09	0.6	0-0	.000	0-0	.000	0-0	.000	0	0	0	0.0	0	0	0	0	0	0	0	0.0
5	FREITAG, Daniel	2-0	01:59	1.0	0-0	.000	0-0	.000	0-0	.000	0	0	0	0.0	1	0	0	0	0	0	0	0.0
Team											19	20	39					7				
Total		**12**	**2400**		**326-685**	**.476**	**118-335**	**.352**	**187-229**	**.817**	**99**	**302**	**401**	**33.4**	**216**	**7**	**187**	**123**	**24**	**45**	**957**	**79.8**
Opponents		**12**	**2400**		**313-720**	**.435**	**93-283**	**.329**	**183-246**	**.744**	**115**	**274**	**389**	**32.4**	**221**	**4**	**165**	**99**	**33**	**55**	**902**	**75.2**

Team Statistics

	WISC	OPP
Scoring	**957**	**902**
Points per game	79.8	75.2
Scoring margin	+4.6	-
Field goals-att	**326-685**	**313-720**
Field goal pct	.476	.435
3 point fg-att	**118-335**	**93-283**
3-point FG pct	.352	.329
3-pt FG made per game	9.8	7.8
Free throws-att	**187-229**	**183-246**
Free throw pct	.817	.744
F-Throws made per game	15.6	15.3
Rebounds	**401**	**389**
Rebounds per game	33.4	32.4
Rebounding margin	+1.0	-
Assists	**187**	**165**
Assists per game	15.6	13.8
Turnovers	**123**	**99**
Turnovers per game	10.3	8.3
Turnover margin	-2.0	-
Assist/turnover ratio	1.5	1.7
Steals	**45**	**55**
Steals per game	3.8	4.6
Blocks	**24**	**33**
Blocks per game	2.0	2.8
Winning streak	**3**	**-**
Home win streak	0	-
Attendance	**0**	**107842**
Home games-Avg/Game	0-0	9-11982
Neutral site-Avg/Game	-	3-5756

Team Results

Date	Opponent		Score	Att.
11/22/2024	vs UCF	W	86-70	1112
11/24/2024	vs Pittsburgh	W	81-75	1112
12/07/2024	at Marquette	L	74-88	18107
12/10/2024	at Illinois	L	80-86	15544
12/14/2024	vs Butler	W	83-74	15045
01/06/2025	at Rutgers	W	75-63	8000
01/18/2025	at Southern California	W	84-69	6938
01/21/2025	at UCLA	L	83-85	6695
01/29/2025	at Maryland	L	68-76	17950
02/01/2025	at Northwestern	W	75-69	7039
02/08/2025	at Iowa	W	74-63	12693
02/15/2025	at Purdue	W	94-84	14876

GAME-BY-GAME STATISTICS

WISCONSIN

Opponent	Date	Score		FG-FGA	PCT	3FG-3FGA	PCT	FT-FTA	PCT	OFF	DEF	TOT	AVG	PF	A	TO	BLK	STL	PTS	AVG
Holy Cross	11/04/2024	85-61	W	29-59	.492	11-31	.355	16-16	1.000	10	28	38	38.0	14	15	11	2	7	85	85.0
Montana St.	11/07/2024	79-67	W	24-53	.453	11-22	.500	20-21	.952	9	23	32	35.0	14	15	11	2	6	79	82.0
App State	11/10/2024	87-56	W	33-70	.471	8-28	.286	13-16	.813	14	29	43	37.7	18	17	6	1	14	87	83.7
Arizona	11/15/2024	103-88	W	25-52	.481	12-27	.444	41-47	.872	2	26	28	35.3	31	17	10	4	7	103	88.5
UTRGV	11/18/2024	87-84	W	26-53	.491	8-20	.400	27-32	.844	9	23	32	34.6	16	10	9	1	5	87	88.2
vs UCF	11/22/2024	86-70	W	32-66	.485	10-31	.323	12-16	.750	8	31	39	35.3	26	21	13	3	5	86	87.8
vs Pittsburgh	11/24/2024	81-75	W	29-60	.483	5-20	.250	18-22	.818	9	24	33	35.0	16	12	6	0	3	81	86.9
Chicago St.	11/30/2024	74-53	W	23-59	.390	10-30	.333	18-21	.857	11	30	41	35.8	10	17	8	4	3	74	85.3
Michigan	12/03/2024	64-67	L	22-64	.344	6-27	.222	14-19	.737	16	26	42	36.4	18	8	10	2	7	64	82.9
at Marquette	12/07/2024	74-88	L	24-52	.462	10-26	.385	16-18	.889	11	20	31	35.9	18	16	16	1	3	74	82.0
at Illinois	12/10/2024	80-86	L	28-63	.444	10-29	.345	14-21	.667	11	18	29	35.3	21	15	12	2	5	80	81.8
vs Butler	12/14/2024	83-74	W	26-58	.448	6-25	.240	25-27	.926	5	27	32	35.0	22	19	3	1	2	83	81.9
Detroit Mercy	12/22/2024	76-53	W	26-64	.406	7-35	.200	17-19	.895	16	34	50	36.2	13	13	10	6	4	76	81.5
Iowa	01/03/2025	116-85	W	40-62	.645	21-31	.677	15-17	.882	8	29	37	36.2	16	26	13	0	4	116	83.9
at Rutgers	01/06/2025	75-63	W	31-57	.544	7-22	.318	6-6	1.000	6	34	40	36.5	15	15	16	5	5	75	83.3
Minnesota	01/10/2025	80-59	W	25-57	.439	11-28	.393	19-24	.792	11	26	37	36.5	13	14	8	2	9	80	83.1
Ohio St.	01/14/2025	70-68	W	20-48	.417	5-22	.227	25-28	.893	6	25	31	36.2	19	6	12	2	2	70	82.4
at Southern California	01/18/2025	84-69	W	31-55	.564	9-28	.321	13-15	.867	5	22	27	35.7	14	17	12	1	8	84	82.4
at UCLA	01/21/2025	83-85	L	25-49	.510	15-30	.500	18-21	.857	7	21	28	35.3	23	14	13	1	3	83	82.5
Nebraska	01/26/2025	83-55	W	30-63	.476	17-37	.459	6-8	.750	5	38	43	35.7	11	18	8	3	5	83	82.5
at Maryland	01/29/2025	68-76	L	22-59	.373	9-27	.333	15-21	.714	12	27	39	35.8	19	12	10	3	2	68	81.8
at Northwestern	02/01/2025	75-69	W	22-53	.415	13-32	.406	18-21	.857	11	27	38	35.9	14	13	10	1	2	75	81.5
Indiana	02/04/2025	76-64	W	26-60	.433	12-29	.414	12-17	.706	8	28	36	35.9	15	13	6	3	8	76	81.3
at Iowa	02/08/2025	74-63	W	24-61	.393	12-35	.343	14-17	.824	12	30	42	36.2	14	15	9	2	5	74	81.0
at Purdue	02/15/2025	94-84	W	32-52	.615	12-30	.400	18-24	.750	2	21	23	35.6	14	18	3	4	2	94	81.5
Total		**2037**		**675-1449**	**.466**	**257-702**	**.366**	**430-514**	**.837**	**224**	**667**	**891**	**35.6**	**424**	**376**	**245**	**56**	**126**	**2037**	**81.5**
Opponents		1762		628-1505	.417	192-587	.327	314-430	.730	242	580	822	32.9	469	297	256	75	121	1762	70.5

Wisconsin Averages

Games Played	Points/ game	FG Pct	3FG Pct	FT Pct	Rebounds/ game	Assists/ game	Turnovers/ game	Assist/Turnover ratio	Steals/ game	Blocks/ game
25	81.5	46.6	36.6	83.7	35.6	15.0	9.8	1.5	5.0	2.2

GAME-BY-GAME STATISTICS

OPPONENT

Opponent	Date	Score		FG-FGA	PCT	3FG-3FGA	PCT	FT-FTA	PCT	OFF	DEF	TOT	AVG	PF	A	TO	BLK	STL	PTS	AVG
Holy Cross	11/04/2024	85-61	W	23-53	.434	9-24	.375	6-7	.857	3	18	21	21.0	20	8	13	2	4	61	61.0
Montana St.	11/07/2024	79-67	W	24-54	.444	12-26	.462	7-10	.700	7	20	27	24.0	18	12	14	6	6	67	64.0
App State	11/10/2024	87-56	W	21-56	.375	7-24	.292	7-13	.538	11	25	36	28.0	19	11	18	2	2	56	61.3
Arizona	11/15/2024	103-88	W	28-74	.378	4-23	.174	28-40	.700	24	28	52	34.0	32	6	13	1	5	88	68.0
UTRGV	11/18/2024	87-84	W	31-63	.492	13-33	.394	9-11	.818	7	20	27	32.6	24	12	10	1	7	84	71.2
vs UCF	11/22/2024	86-70	W	21-62	.339	2-17	.118	26-37	.703	13	28	41	34.0	17	10	10	3	5	70	71.0
vs Pittsburgh	11/24/2024	81-75	W	30-60	.500	5-23	.217	10-13	.769	5	24	29	33.3	19	11	8	0	1	75	71.6
Chicago St.	11/30/2024	74-53	W	20-59	.339	6-24	.250	7-7	1.000	7	26	33	33.3	20	8	11	5	3	53	69.3
Michigan	12/03/2024	64-67	L	23-59	.390	6-25	.240	15-21	.714	13	30	43	34.3	17	16	12	11	7	67	69.0
at Marquette	12/07/2024	74-88	L	31-62	.500	8-26	.308	18-21	.857	11	19	30	33.9	17	17	5	3	9	88	70.9
at Illinois	12/10/2024	80-86	L	27-64	.422	10-33	.303	22-25	.880	15	25	40	34.5	22	15	13	2	3	86	72.3
vs Butler	12/14/2024	83-74	W	22-51	.431	8-25	.320	22-32	.688	5	27	32	34.3	20	12	6	4	1	74	72.4
Detroit Mercy	12/22/2024	76-53	W	22-66	.333	4-8	.500	5-6	.833	10	24	34	34.2	17	5	8	1	4	53	70.9
Iowa	01/03/2025	116-85	W	32-66	.485	9-24	.375	12-18	.667	7	14	21	33.3	13	13	9	1	7	85	71.9
at Rutgers	01/06/2025	75-63	W	25-73	.342	7-26	.269	6-13	.462	18	19	37	33.5	16	10	8	6	8	63	71.3
Minnesota	01/10/2025	80-59	W	22-57	.386	7-19	.368	8-13	.615	13	23	36	33.7	19	9	15	3	5	59	70.6
Ohio St.	01/14/2025	70-68	W	25-59	.424	5-17	.294	13-15	.867	9	23	32	33.6	24	10	11	2	7	68	70.4
at Southern California	01/18/2025	84-69	W	26-53	.491	6-15	.400	11-17	.647	7	18	25	33.1	18	13	16	0	6	69	70.3
at UCLA	01/21/2025	83-85	L	29-57	.509	6-19	.316	21-28	.750	10	15	25	32.7	21	15	7	4	6	85	71.1
Nebraska	01/26/2025	83-55	W	21-62	.339	10-30	.333	3-8	.375	7	28	35	32.8	11	13	12	4	4	55	70.3
at Maryland	01/29/2025	68-76	L	24-60	.400	12-24	.500	16-21	.762	9	29	38	33.0	18	13	8	4	4	76	70.6
at Northwestern	02/01/2025	75-69	W	25-59	.424	11-28	.393	8-9	.889	7	22	29	32.9	17	16	5	4	5	69	70.5
Indiana	02/04/2025	76-64	W	23-57	.404	7-27	.259	11-15	.733	9	27	36	33.0	14	9	11	3	5	64	70.2
at Iowa	02/08/2025	74-63	W	24-63	.381	8-25	.320	7-9	.778	11	27	38	33.2	15	12	9	3	5	63	69.9
at Purdue	02/15/2025	94-84	W	29-56	.518	10-22	.455	16-21	.762	4	21	25	32.9	21	21	4	0	2	84	70.5
Total		**1762**		**628-1505**	**.417**	**192-587**	**.327**	**314-430**	**.730**	**242**	**580**	**822**	**32.9**	**469**	**297**	**256**	**75**	**121**	**1762**	**70.5**
Wisconsin		2037		675-1449	.466	257-702	.366	430-514	.837	224	667	891	35.6	424	376	245	56	126	2037	81.5

Opponents Averages

Games Played	Points/ game	FG Pct	3FG Pct	FT Pct	Rebounds/ game	Assists/ game	Turnovers/ game	Assist/Turnover ratio	Steals/ game	Blocks/ game
25	70.5	41.7	32.7	73.0	32.9	11.9	10.2	1.2	4.8	3.0

GAME 1: WISCONSIN 85, HOLY CROSS 61

Nov. 4, 2024 • Madison, Wis. • Kohl Center

Official Basketball Box Score - Final
Holy Cross at Wisconsin
11/04/24 Kohl Center, Madison
2024-25 Men's Basketball

Game Time: 7:00 PM
Game Duration: 1:50
Attendance: 13,451

Officials: Rob Riley (Sr.), Andy O'Brien, Rob Kuenerman

Holy Cross - 61 Record: 0-1

NO.	Name		Min	FG M-A	3P M-A	FT M-A	Rebounds OR	DR	TOT	Fouls PF	FD	TP	AS	TO	ST	Blocks BS	BA	+/-
21	Gabe Warren	F	28:36	9-13	4-7	1-2	1	0	1	3	2	23	1	0	0	0	0	-14
30	Joe Nugent	F	26:24	0-6	0-4	0-0	0	4	4	3	0	0	1	2	0	0	0	-18
33	Caleb Kenney	F	16:32	3-7	0-0	0-0	2	1	3	2	0	6	1	2	1	0	0	-4
0	Tyler Boston	G	18:30	1-4	1-1	0-0	0	1	1	2	4	3	2	2	0	0	1	-4
10	Max Green	G	30:25	3-9	1-4	0-0	0	2	2	3	4	7	3	1	3	1	0	-18
2	DeAndre Williams		18:54	3-6	0-3	5-5	0	1	1	2	3	11	0	1	0	1	0	-24
25	Jaiden Feroah		20:31	1-2	0-0	0-0	0	4	4	0	0	2	0	2	0	0	0	-20
4	Kahlil Singleton		17:00	2-2	2-2	0-0	0	1	1	0	1	6	0	1	0	0	0	-7
23	Aidan Richard		18:35	1-4	1-3	0-0	0	1	1	2	0	3	0	0	0	0	1	-20
34	Declan Ryan		02:53	0-0	0-0	0-0	0	1	1	3	0	0	0	1	0	0	0	6
5	Jaden Kirkwood		01:40	0-0	0-0	0-0	0	1	1	0	0	0	0	0	0	0	0	3
Team							0	1	1			0		1				
Totals				23-53	9-24	6-7	3	18	21	20	14	61	8	13	4	2	2	-24

Shooting By Period		
1st FG%	15-29	51.7%
3PT%	6-13	46.2%
FT%	0-0	0%
2nd FG%	8-24	33.3%
3PT%	3-11	27.3%
FT%	6-7	85.7%
GM FG%	23-53	43.4%
3PT%	9-24	37.5%
FT%	6-7	85.7%

Dead Ball Rebounds: 0, 0

Technical Fouls: NONE

Wisconsin - 85 Record: 1-0

NO.	Name		Min	FG M-A	3P M-A	FT M-A	Rebounds OR	DR	TOT	Fouls PF	FD	TP	AS	TO	ST	Blocks BS	BA	+/-
22	Steven Crowl	F	25:39	3-7	1-2	0-0	2	6	8	1	2	7	2	3	1	0	2	16
31	Nolan Winter	F	20:11	6-6	2-2	1-1	1	3	4	2	1	15	2	0	0	1	0	8
9	John Tonje	G	26:54	6-11	3-6	8-8	2	3	5	2	7	23	1	3	1	0	0	16
11	Max Klesmit	G	27:38	3-9	1-7	0-0	0	2	2	1	2	7	1	1	2	0	0	9
25	John Blackwell	G	30:04	5-10	2-4	4-4	0	4	4	2	4	16	1	1	1	0	1	19
4	Kamari McGee		27:39	2-6	1-4	2-2	1	1	2	2	3	7	4	1	1	0	0	35
7	Carter Gilmore		08:09	2-2	0-0	1-1	1	1	2	0	1	5	0	0	0	0	0	3
13	Xavier Amos		10:43	1-4	0-3	0-0	0	4	4	1	0	2	1	2	0	0	0	10
33	Jack Janicki		10:56	0-1	0-1	0-0	0	1	1	1	0	0	2	0	0	0	0	9
35	Markus Iiver		03:20	0-0	0-0	0-0	0	0	0	0	0	0	1	0	1	1	0	11
5	Daniel Freitag		02:42	0-1	0-1	0-0	0	0	0	1	0	0	0	0	0	0	0	-1
2	Jack Robison		01:40	0-0	0-0	0-0	0	0	0	0	0	0	0	0	0	0	0	-3
15	Isaac Gard		00:56	1-1	1-1	0-0	0	0	0	1	0	3	0	0	0	0	0	1
18	Riccardo Greppi		01:40	0-0	0-0	0-0	0	0	0	0	0	0	0	0	0	0	0	-3
14	Aidan Konop		01:05	0-0	0-0	0-0	0	0	0	0	0	0	0	0	0	0	0	-6
21	Chris Hodges		00:44	0-1	0-0	0-0	0	0	0	0	0	0	0	0	0	0	1	-4
Team							3	3	6			0		0				
Totals				29-59	11-31	16-16	10	28	38	14	20	85	15	11	7	2	2	24

Shooting By Period		
1st FG%	12-29	41.4%
3PT%	3-15	20.0%
FT%	8-8	100%
2nd FG%	17-30	56.7%
3PT%	8-16	50.0%
FT%	8-8	100%
GM FG%	29-59	49.2%
3PT%	11-31	35.5%
FT%	16-16	100.0%

Dead Ball Rebounds: 2, 0

Technical Fouls: NONE

	HC	UW
Biggest lead	16 (1 st 13:39)	30 (2 nd 1:14)
Best Scoring Run	13 (1 st 16:14)	16 (2 nd 12:25)
Lead Changes	8	
Times Tied	2	
Time with Lead	16:15	21:51

Points from	HC	UW
Turnovers	10	17
Paint	16	34
Second Chance	3	13
Fast Breaks	8	12
Bench	22	17

Period by Period Scoring	1st	2nd	TOT
HC	36	25	61
UW	35	50	85

NOTES: Wisconsin went a perfect 16-for-16 from the free throw line, the second-most made FTs without a miss in school history ... Monday's effort at the FT line was the 7th perfect mark in school history (min. 12 FTAs).

GAME 2: WISCONSIN 79, MONTANA STATE 67

Nov. 7, 2024 • Madison, Wis. • Kohl Center

Official Basketball Box Score - Final
Montana St. at Wisconsin
11/07/24 Kohl Center, Madison
2024-25 Men's Basketball

Game Time: 7:00 PM
Game Duration: 1:54
Attendance: 13,554

Officials: Brian Dorsey, Jason Phillips, John Floyd

Montana St. - 67 Record: 0-1

NO.	Name		Min	FG M-A	3P M-A	FT M-A	Rebounds OR	DR	TOT	Fouls PF	FD	TP	AS	TO	ST	Blocks BS	BA	+/-
2	Brandon Walker	F	20:11	3-8	1-1	2-4	0	3	3	2	4	9	1	3	1	0	0	-10
7	Max Agbonkpolo	F	23:25	5-12	2-5	1-2	0	1	1	2	1	13	0	2	0	1	1	-3
1	Patrick McMahon	G	26:00	5-7	1-1	0-0	0	4	4	3	1	11	0	0	0	1	1	-3
3	Jabe Mullins	G	35:14	4-9	2-6	2-2	0	7	7	0	1	12	4	4	1	2	0	-6
11	Tyler Patterson	G	25:49	2-6	2-5	0-0	0	2	2	1	1	6	0	0	0	1	0	-13
23	Chika Nduka		18:20	0-1	0-0	0-0	3	0	3	3	3	0	3	1	1	0	0	-2
21	Brian Goracke		23:49	4-9	4-8	2-2	0	0	0	2	2	14	1	1	0	0	0	-6
5	Bryce Zephir		11:02	0-1	0-0	0-0	0	1	1	3	0	0	3	2	2	0	0	-10
25	Sam Lecholat		07:43	0-0	0-0	0-0	1	0	1	2	1	0	0	0	0	1	0	-10
24	Jed Miller		08:27	1-1	0-0	0-0	0	0	0	0	0	2	0	0	1	0	0	3
Team							3	2	5			0		1				
Totals				24-54	12-26	7-10	7	20	27	19	14	67	12	14	6	6	2	-12

Shooting By Period		
1st FG%	11-28	39.3%
3PT%	7-17	41.2%
FT%	4-6	66.7%
2nd FG%	13-26	50.0%
3PT%	5-9	55.6%
FT%	3-4	75%
GM FG%	24-54	44.4%
3PT%	12-26	46.2%
FT%	7-10	70.0%

Dead Ball Rebounds: 3, 0

Technical Fouls: Coach 2 nd 13:10

Wisconsin - 79 Record: 2-0

NO.	Name		Min	FG M-A	3P M-A	FT M-A	Rebounds OR	DR	TOT	Fouls PF	FD	TP	AS	TO	ST	Blocks BS	BA	+/-
22	Steven Crowl	F	24:28	1-4	0-0	4-4	1	3	4	3	3	6	4	4	0	0	1	9
31	Nolan Winter	F	20:51	3-6	0-1	0-0	1	7	8	1	2	6	1	0	1	1	1	8
9	John Tonje	G	27:07	2-4	1-2	8-9	1	3	4	2	6	13	1	3	0	0	1	17
11	Max Klesmit	G	36:11	7-15	6-11	6-6	0	0	0	2	3	26	1	0	2	0	0	12
25	John Blackwell	G	34:00	4-13	3-6	2-2	0	6	6	3	2	13	3	3	2	0	3	14
4	Kamari McGee		27:45	5-7	1-1	0-0	1	2	3	0	2	11	3	0	1	0	0	3
7	Carter Gilmore		19:03	2-3	0-1	0-0	2	0	2	1	0	4	2	0	0	1	0	-2
13	Xavier Amos		03:41	0-1	0-0	0-0	0	0	0	0	0	0	0	0	0	0	0	1
33	Jack Janicki		02:06	0-0	0-0	0-0	0	0	0	1	0	0	0	0	0	0	0	-1
35	Markus Iiver		04:48	0-0	0-0	0-0	0	0	0	1	0	0	0	1	0	0	0	-1
Team							3	2	5			0		0				
Totals				24-53	11-22	20-21	9	23	32	14	18	79	15	11	6	2	6	12

Shooting By Period		
1st FG%	11-26	42.3%
3PT%	5-10	50.0%
FT%	12-13	92.3%
2nd FG%	13-27	48.1%
3PT%	6-12	50.0%
FT%	8-8	100%
GM FG%	24-53	45.3%
3PT%	11-22	50.0%
FT%	20-21	95.2%

Dead Ball Rebounds: 1, 0

Technical Fouls: NONE

	MSU	UW
Biggest lead	3 (1 st 12:33)	17 (2 nd 11:18)
Best Scoring Run	5 (1 st 12:33)	8 (2 nd 18:18)
Lead Changes	10	
Times Tied	6	
Time with Lead	04:47	31:53

Points from	MSU	UW
Turnovers	12	10
Paint	14	24
Second Chance	4	10
Fast Breaks	6	9
Bench	16	15

Period by Period Scoring	1st	2nd	TOT
MSU	33	34	67
UW	39	40	79

GAME 3: WISCONSIN 87, APPALACHIAN STATE 56

Nov. 10, 2024 • Madison, Wis. • Kohl Center

Official Basketball Box Score - Final
App State at Wisconsin
11/10/24 Kohl Center, Madison
2024-25 Men's Basketball

Game Time: 11:00 AM
Game Duration: 1:52
Attendance: 13,913

Officials: Earl Walton, Verne Harris, Randy Richardson

App State - 56 Record: 1-2

NO.	Name		Min	FG M-A	3P M-A	FT M-A	Rebounds OR	DR	TOT	Fouls PF	FD	TP	AS	TO	ST	Blocks BS	BA	+/-
15	CJ Huntley	F	30:24	4-7	3-5	2-2	2	4	6	4	3	13	0	1	0	1	0	-14
7	Jalil Beaubrun	C	22:43	4-8	0-2	1-3	0	5	5	2	3	9	0	1	1	0	0	-26
0	Jackson Threadgill	G	28:15	5-8	1-3	0-0	0	0	0	2	0	11	1	5	0	0	0	-21
10	Jamil Muttilib	G	24:23	0-7	0-5	0-0	2	3	5	1	2	0	1	1	0	1	0	-7
12	Myles Tate	G	31:45	2-10	1-5	0-1	0	6	6	3	4	5	5	3	1	0	0	-21
3	Luke Wilson		16:02	1-4	0-0	1-4	1	0	1	2	2	3	0	2	0	0	0	-14
8	Anthony Alston		19:27	1-4	1-2	0-0	1	0	1	2	1	3	2	2	0	0	0	-21
2	Alonzo Dodd		08:24	1-2	0-0	0-0	0	1	1	1	1	2	1	1	0	0	0	-15
44	Michael Marcus Jr.		10:51	2-3	0-0	1-1	3	0	3	1	1	5	0	2	0	0	0	-8
4	Dior Conners		03:53	0-1	0-1	0-0	0	1	1	1	0	0	1	0	0	0	0	-4
5	Jason Clarke Jr.		03:53	1-2	1-1	2-2	0	2	2	0	1	5	0	0	0	0	1	-4
Team							2	3	5			0		0				
Totals				21-56	7-24	7-13	11	25	36	19	18	56	11	18	2	2	1	-31

Shooting By Period		
1st FG%	8-23	34.8%
3PT%	4-11	36.4%
FT%	0-0	0%
2nd FG%	13-33	39.4%
3PT%	3-13	23.1%
FT%	7-13	53.8%
GM FG%	21-56	37.5%
3PT%	7-24	29.2%
FT%	7-13	53.8%

Dead Ball Rebounds: 1, 0

Technical Fouls: NONE

Wisconsin - 87 Record: 3-0

NO.	Name		Min	FG M-A	3P M-A	FT M-A	Rebounds OR	DR	TOT	Fouls PF	FD	TP	AS	TO	ST	Blocks BS	BA	+/-
22	Steven Crowl	F	28:17	7-12	1-3	2-2	0	1	1	1	3	17	4	1	2	0	0	16
31	Nolan Winter	F	22:52	3-5	1-2	3-5	6	2	8	3	3	10	0	1	2	0	0	24
9	John Tonje	G	30:20	8-14	1-5	0-0	1	6	7	1	2	17	5	0	2	0	0	23
11	Max Klesmit	G	27:55	5-11	2-6	3-3	0	1	1	2	5	15	4	1	5	0	1	9
25	John Blackwell	G	23:33	4-10	0-2	0-1	1	3	4	3	2	8	1	1	0	0	0	26
4	Kamari McGee		21:42	2-3	0-1	0-0	0	3	3	3	0	4	0	1	0	0	0	22
7	Carter Gilmore		10:26	0-0	0-0	0-0	0	1	1	2	0	0	0	0	1	0	0	13
13	Xavier Amos		12:06	2-8	2-4	4-4	2	4	6	0	3	10	0	1	1	0	1	8
33	Jack Janicki		08:55	0-1	0-1	0-0	0	3	3	1	0	0	1	0	0	0	0	11
35	Markus Iiver		05:28	1-4	0-2	1-1	1	2	3	1	1	3	0	0	1	1	0	7
5	Daniel Freitag		03:11	0-1	0-1	0-0	0	0	0	0	0	0	1	0	0	0	0	4
18	Riccardo Greppi		01:45	0-0	0-0	0-0	2	1	3	0	0	0	0	0	0	0	0	2
2	Jack Robison		00:42	1-1	1-1	0-0	0	0	0	0	0	3	0	0	0	0	0	-2
3	Camren Hunter		00:42	0-0	0-0	0-0	0	0	0	1	0	0	1	0	0	0	0	-2
14	Aidan Konop		00:42	0-0	0-0	0-0	0	0	0	0	0	0	0	0	0	0	0	-2
15	Isaac Gard		00:42	0-0	0-0	0-0	0	0	0	0	0	0	0	0	0	0	0	-2
21	Chris Hodges		00:42	0-0	0-0	0-0	0	0	0	0	0	0	0	0	0	0	0	-2
Team							1	2	3			0		0				
Totals				33-70	8-28	13-16	14	29	43	18	19	87	17	6	14	1	2	31

Shooting By Period		
1st FG%	16-35	45.7%
3PT%	3-10	30.0%
FT%	1-4	25%
2nd FG%	17-35	48.6%
3PT%	5-18	27.8%
FT%	12-12	100%
GM FG%	33-70	47.1%
3PT%	8-28	28.6%
FT%	13-16	81.3%

Dead Ball Rebounds: 1, 0

Technical Fouls: NONE

	AppSt	UW
Biggest lead	9 (1 st 12:55)	34 (2 nd 0:12)
Best Scoring Run	6 (1 st 15:56)	24 (1 st 2:44)
Lead Changes	1	
Times Tied	2	
Time with Lead	09:56	27:53

Points from	AppSt	UW
Turnovers	2	16
Paint	24	48
Second Chance	10	10
Fast Breaks	0	8
Bench	18	20

Period by Period Scoring	1st	2nd	TOT
AppSt	20	36	56
UW	36	51	87

GAME 4: WISCONSIN 103, #9 ARIZONA 88

Nov. 15, 2024 • Madison, Wis. • Kohl Center

Official Basketball Box Score - Final
Arizona at Wisconsin
11/15/24 Kohl Center, Madison
2024-25 Men's Basketball

Game Time: 8:00 PM
Game Duration: 2:24
Attendance: 16,838

Officials: Larry Scirotto, Jason Phillips, Rob Riley Sr.

Arizona - 88 Record: 2-1

NO.	Name		Min	FG M-A	3P M-A	FT M-A	Rebounds OR	DR	TOT	Fouls PF	FD	TP	AS	TO	ST	Blocks BS	BA	+/-
4	Trey Townsend	F	26:53	6-10	0-2	5-6	2	2	4	4	4	17	0	2	0	0	1	-17
30	Tobe Awaka	F	19:57	3-8	0-0	3-5	7	6	13	5	3	9	1	2	0	0	0	-17
0	Jaden Bradley	G	35:20	7-14	1-4	7-13	3	3	6	1	10	22	0	4	1	0	0	-14
1	Caleb Love	G	25:29	2-13	0-6	2-2	0	2	2	5	2	6	2	2	2	0	0	-8
5	KJ Lewis	G	22:58	4-11	1-3	6-8	1	3	4	4	4	15	0	1	0	1	3	-4
14	Motiejus Krivas		17:43	4-7	0-0	0-0	2	5	7	3	3	8	0	0	0	0	0	6
13	Henri Veesaar		12:15	0-2	0-0	2-2	2	1	3	3	3	2	0	0	0	0	0	0
3	Anthony Dell'Orso		23:01	2-5	2-4	2-2	0	3	3	3	1	8	1	2	0	0	0	-21
9	Carter Bryant		13:00	0-2	0-2	1-2	0	2	2	4	1	1	2	0	2	0	0	0
11	Liam Lloyd		00:51	0-2	0-2	0-0	0	0	0	0	0	0	0	0	0	0	0	0
15	Grant Weitman		00:51	0-0	0-0	0-0	0	0	0	0	0	0	0	0	0	0	0	0
24	Luke Champion		00:51	0-0	0-0	0-0	0	0	0	0	0	0	0	0	0	0	0	0
55	Conrad Martinez		00:51	0-0	0-0	0-0	0	0	0	0	0	0	0	0	0	0	0	0
Team							7	1	8			0		0				
Totals				28-74	4-23	28-40	24	28	52	32	31	88	6	13	5	1	4	-15

Shooting By Period		
1st FG%	14-35	40.0%
3PT%	4-13	30.8%
FT%	12-17	70.6%
2nd FG%	14-39	35.9%
3PT%	0-10	0.0%
FT%	16-23	69.6%
GM FG%	28-74	37.8%
3PT%	4-23	17.4%
FT%	28-40	70.0%

Dead Ball Rebounds: 7, 0

Technical Fouls: Love 1 st 15:35

Wisconsin - 103 Record: 4-0

NO.	Name		Min	FG M-A	3P M-A	FT M-A	Rebounds OR	DR	TOT	Fouls PF	FD	TP	AS	TO	ST	Blocks BS	BA	+/-
22	Steven Crowl	F	31:11	3-4	0-1	2-4	1	3	4	5	4	8	6	1	0	1	0	16
31	Nolan Winter	F	12:06	1-3	0-1	2-2	0	3	3	3	2	4	1	0	1	1	0	2
9	John Tonje	G	33:53	8-14	4-6	21-22	0	6	6	4	13	41	1	4	1	0	0	4
11	Max Klesmit	G	35:27	3-7	1-5	6-6	0	3	3	2	4	13	3	0	2	0	0	14
25	John Blackwell	G	25:41	3-8	1-3	7-8	0	2	2	3	6	14	3	2	1	1	0	22
7	Carter Gilmore		08:25	0-0	0-0	0-0	0	0	0	3	0	0	0	1	0	1	0	3
4	Kamari McGee		16:54	2-3	2-2	0-0	0	3	3	4	0	6	1	1	0	0	0	13
33	Jack Janicki		19:07	3-6	2-4	1-2	0	2	2	3	1	9	2	0	1	0	1	3
13	Xavier Amos		14:01	2-6	2-4	2-3	0	2	2	3	1	8	0	0	1	0	0	7
21	Chris Hodges		01:03	0-0	0-0	0-0	0	0	0	0	0	0	0	0	0	0	0	-3
35	Markus Iiver		01:32	0-1	0-1	0-0	0	0	0	1	0	0	0	0	0	0	0	-6
3	Camren Hunter		00:17	0-0	0-0	0-0	0	0	0	0	0	0	0	0	0	0	0	0
2	Jack Robison		00:13	0-0	0-0	0-0	0	0	0	0	0	0	0	0	0	0	0	0
5	Daniel Freitag		00:13	0-0	0-0	0-0	0	0	0	0	0	0	0	0	0	0	0	0
Team							1	2	3			0		1				
Totals				25-52	12-27	41-47	2	26	28	31	31	103	17	10	7	4	1	15

Shooting By Period		
1st FG%	13-26	50.0%
3PT%	6-13	46.2%
FT%	23-26	88.5%
2nd FG%	12-26	46.2%
3PT%	6-14	42.9%
FT%	18-21	85.7%
GM FG%	25-52	48.1%
3PT%	12-27	44.4%
FT%	41-47	87.2%

Dead Ball Rebounds: 3, 1

Technical Fouls: NONE

	UA	UW
Biggest lead	0 (1 st 20:00)	18 (1 st 5:05)
Best Scoring Run	11 (1 st 2:41)	7 (1 st 17:55)
Lead Changes	0	
Times Tied	1	
Time with Lead	00:00	38:54

Points from	UA	UW
Turnovers	12	14
Paint	42	26
Second Chance	24	5
Fast Breaks	13	8
Bench	19	23

Period by Period Scoring	1st	2nd	TOT
UA	44	44	88
UW	55	48	103

GAME 5: #19 WISCONSIN 87, UTRGV 84

Nov. 18, 2024 • Madison, Wis. • Kohl Center

Official Basketball Box Score - Final
UTRGV at Wisconsin
11/18/24 Kohl Center, Madison
2024-25 Men's Basketball

Game Time: 7:00 PM
Game Duration: 2:07
Attendance: 13,423

Officials: D.J. Carstensen, James Breeding, Nate Harris

UTRGV - 84 Record: 3-3

NO.	Name		Min	FG M-A	3P M-A	FT M-A	Rebounds OR	DR	TOT	Fouls PF	FD	TP	AS	TO	ST	Blocks BS	BA	+/-
3	DK Thorn	F	25:05	1-5	1-5	0-0	0	0	0	3	0	3	2	0	1	0	0	-2
33	Tommy Gankhuyag	C	22:58	3-7	2-4	1-2	1	6	7	2	2	9	0	1	1	0	0	12
10	Cliff Davis	G	21:55	4-7	2-5	0-0	0	2	2	2	1	10	2	0	0	1	0	2
14	Hasan Abdul Hakim	G	35:42	7-14	2-6	3-3	1	7	8	3	4	19	1	2	0	0	0	0
25	Trey Miller	G	31:06	6-9	0-1	0-0	1	0	1	4	3	12	6	1	1	0	0	1
4	K.T. Raimey		24:06	3-8	3-6	4-4	1	1	2	3	2	13	1	1	2	0	0	-7
21	Marshal Destremau		06:02	0-2	0-1	0-0	0	1	1	2	0	0	0	1	1	0	0	-4
0	J.J. Howard		07:27	1-2	0-0	0-1	2	0	2	0	1	2	0	1	0	0	1	-2
5	Howie Fleming Jr.		16:00	4-6	2-3	0-0	0	2	2	5	3	10	0	1	1	0	0	-5
12	Kwo Agwa		07:39	2-3	1-2	1-1	1	1	2	0	0	6	0	0	0	0	0	-8
Team							0	0	0			0		2				
Totals				31-63	13-33	9-11	7	20	27	24	16	84	12	10	7	1	1	-3

Technical Fouls: NONE

Shooting By Period		
1st FG%	20-32	62.5%
3PT%	8-17	47.1%
FT%	4-5	80%
2nd FG%	11-31	35.5%
3PT%	5-16	31.3%
FT%	5-6	83.3%
GM FG%	31-63	49.2%
3PT%	13-33	39.4%
FT%	9-11	81.8%

Dead Ball Rebounds: 4, 0

Wisconsin - 87 Record: 5-0

NO.	Name		Min	FG M-A	3P M-A	FT M-A	Rebounds OR	DR	TOT	Fouls PF	FD	TP	AS	TO	ST	Blocks BS	BA	+/-
22	Steven Crowl	F	20:33	3-7	0-0	3-4	1	4	5	0	3	9	1	1	0	0	1	-8
31	Nolan Winter	F	11:57	2-3	0-0	2-2	1	2	3	0	2	6	1	0	0	0	0	-6
9	John Tonje	G	30:40	3-5	3-5	10-10	1	2	3	3	6	19	0	3	1	0	0	0
11	Max Klesmit	G	34:14	3-11	1-6	4-4	1	0	1	2	3	11	2	3	0	1	0	2
25	John Blackwell	G	38:13	11-18	2-5	6-8	2	5	7	3	6	30	3	1	0	0	0	3
4	Kamari McGee		20:43	0-2	0-1	0-0	0	1	1	2	1	0	2	0	1	0	0	12
7	Carter Gilmore		20:25	0-0	0-0	0-2	1	4	5	3	2	0	0	1	1	0	0	5
13	Xavier Amos		12:47	3-6	1-2	2-2	1	2	3	2	1	9	1	0	1	0	0	3
33	Jack Janicki		10:28	1-1	1-1	0-0	0	0	0	1	0	3	0	0	1	0	0	4
Team							1	3	4			0		0				
Totals				26-53	8-20	27-32	9	23	32	16	24	87	10	9	5	1	1	3

Technical Fouls: NONE

Shooting By Period		
1st FG%	15-27	55.6%
3PT%	4-9	44.4%
FT%	14-16	87.5%
2nd FG%	11-26	42.3%
3PT%	4-11	36.4%
FT%	13-16	81.3%
GM FG%	26-53	49.1%
3PT%	8-20	40.0%
FT%	27-32	84.4%

Dead Ball Rebounds: 3, 0

	UTRGV	UW
Biggest lead	7 (1st 3:43)	5 (2nd 3:34)
Best Scoring Run	7 (1st 17:54)	7 (2nd 12:35)
Lead Changes	12	
Times Tied	7	
Time with Lead	30:12	07:02

Points from	UTRGV	UW
Turnovers	6	15
Paint	24	28
Second Chance	14	16
Fast Breaks	6	14
Bench	31	12

Period by Period Scoring			
	1st	2nd	
UTRGV	52	32	84
UW	48	39	87

GAME 6: #19 WISCONSIN 86, UCF 70

Nov. 22, 2024 • West Sulphur Springs, W. Va. • The Greenbrier

Official Basketball Box Score - Final
UCF at Wisconsin
11/22/24 Colonial Hall at The Greenbrier, White Sulphur Springs
2024-25 Men's Basketball

Game Time: 5:00 PM
Game Duration: 2:05
Attendance: 1,112

Officials: Terry Oglesby, Earl Watson, Mike Littlewood

UCF - 70 Record: 4-1

NO.	Name		Min	FG M-A	3P M-A	FT M-A	Rebounds OR	DR	TOT	Fouls PF	FD	TP	AS	TO	ST	Blocks BS	BA	+/-
52	Moustapha Thiam	C	18:36	2-4	1-2	2-2	2	1	3	2	3	7	0	2	1	0	0	-14
0	Jordan Ivy-Curry	G	25:18	3-14	1-3	6-8	0	4	4	1	3	13	1	0	0	0	1	-20
3	Darius Johnson	G	27:28	2-9	0-3	3-4	1	3	4	2	3	7	1	0	1	0	0	-19
4	Keyshawn Hall	G	28:53	4-11	0-2	3-5	1	4	5	3	3	11	1	2	0	0	1	-18
6	Dallan "Deebo" Coleman	G	16:10	0-4	0-3	2-2	1	4	5	1	2	2	0	1	0	0	0	-15
35	Rokas Jocius		15:32	3-3	0-0	0-0	1	2	3	1	0	6	0	1	0	1	0	2
2	JJ Taylor		20:10	1-6	0-2	1-2	3	6	9	2	1	3	3	1	1	0	1	-7
5	Benny Williams		16:59	2-5	0-1	2-5	2	0	2	3	5	6	0	1	0	2	0	-2
22	Nils Machowski		14:42	1-2	0-1	2-3	0	1	1	1	2	4	0	1	0	0	0	4
7	Dior Johnson		12:32	3-4	0-0	5-6	0	1	1	0	3	11	4	1	2	0	0	3
15	Tyler Hendricks		03:40	0-0	0-0	0-0	0	1	1	1	0	0	0	0	0	0	0	6
Team							2	1	3			0		0				
Totals				21-62	2-17	26-37	13	28	41	17	25	70	10	10	5	3	3	-16

Technical Fouls: Johnson 2nd 14:44

Shooting By Period		
1st FG%	10-34	29.4%
3PT%	0-9	0.0%
FT%	11-15	73.3%
2nd FG%	11-28	39.3%
3PT%	2-8	25.0%
FT%	15-22	68.2%
GM FG%	21-62	33.9%
3PT%	2-17	11.8%
FT%	26-37	70.3%

Dead Ball Rebounds: 7, 0

Wisconsin - 86 Record: 6-0

NO.	Name		Min	FG M-A	3P M-A	FT M-A	Rebounds OR	DR	TOT	Fouls PF	FD	TP	AS	TO	ST	Blocks BS	BA	+/-
22	Steven Crowl	F	14:24	3-6	0-2	0-0	1	3	4	5	1	6	3	2	0	0	0	15
31	Nolan Winter	F	28:21	5-8	1-2	2-3	5	5	10	0	5	13	1	2	0	0	0	8
9	John Tonje	G	30:06	6-14	0-3	3-4	1	5	6	2	2	15	4	2	0	0	2	15
11	Max Klesmit	G	27:25	3-9	2-7	0-0	0	3	3	0	1	8	3	2	3	0	0	18
25	John Blackwell	G	25:46	6-10	2-4	3-5	0	5	5	3	4	17	3	2	0	0	0	12
4	Kamari McGee		18:59	5-6	3-4	1-1	0	4	4	4	1	14	3	1	1	0	0	11
7	Carter Gilmore		19:56	0-2	0-2	2-2	0	0	0	3	1	2	2	0	0	2	0	12
33	Jack Janicki		14:34	1-3	1-2	0-0	1	0	1	3	0	3	1	0	1	1	0	-2
13	Xavier Amos		14:16	2-7	0-4	1-1	0	5	5	3	1	5	1	2	0	0	1	2
35	Markus Ilver		02:33	0-0	0-0	0-0	0	0	0	1	0	0	0	0	0	0	0	-3
2	Jack Robison		01:20	1-1	1-1	0-0	0	0	0	1	0	3	0	0	0	0	0	-2
5	Daniel Freitag		01:20	0-0	0-0	0-0	0	0	0	1	0	0	0	0	0	0	0	-2
15	Isaac Gard		00:30	0-0	0-0	0-0	0	0	0	0	0	0	0	0	0	0	0	-2
21	Chris Hodges		00:30	0-0	0-0	0-0	0	0	0	0	0	0	0	0	0	0	0	-2
Team							0	1	1			0		0				
Totals				32-66	10-31	12-16	8	31	39	26	16	86	21	13	5	3	3	16

Technical Fouls: Crowl 1st 2:37

Shooting By Period		
1st FG%	18-36	50.0%
3PT%	5-16	31.3%
FT%	5-7	71.4%
2nd FG%	14-30	46.7%
3PT%	5-15	33.3%
FT%	7-9	77.8%
GM FG%	32-66	48.5%
3PT%	10-31	32.3%
FT%	12-16	75.0%

Dead Ball Rebounds: 2, 1

	UCF	UW
Biggest lead	0 (1st 20:00)	23 (2nd 8:57)
Best Scoring Run	7 (2nd 2:16)	7 (2nd 17:22)
Lead Changes	0	
Times Tied	0	
Time with Lead	00:00	39:04

Points from	UCF	UW
Turnovers	12	12
Paint	32	38
Second Chance	13	7
Fast Breaks	12	10
Bench	30	27

Period by Period Scoring			
	1st	2nd	TOT
UCF	31	39	70
UW	46	40	86

GAME 7: #19 WISCONSIN 81, PITT 75

Nov. 24, 2024 • West Sulphur Springs, W. Va. • The Greenbrier

Official Basketball Box Score - Final
Wisconsin at Pittsburgh
11/24/24 Colonial Hall at The Greenbrier, White Sulphur Springs
2024-25 Men's Basketball

Game Time: 6:33 PM
Game Duration: 1:58
Attendance: 1,112

Officials: Earl Walton, Vladamir Voyard-Tadet, Tim Comer

Wisconsin - 81 Record: 7-0

NO.	Name		Min	FG M-A	3P M-A	FT M-A	Rebounds OR	DR	TOT	Fouls PF	FD	TP	AS	TO	ST	Blocks BS	BA	+/-
22	Steven Crowl	F	27:57	3-9	0-0	0-2	3	6	9	1	3	6	3	0	0	0	0	-1
31	Nolan Winter	F	20:00	5-7	1-3	0-0	0	3	3	2	0	11	0	0	0	0	0	2
9	John Tonje	G	37:51	11-19	1-5	10-10	3	4	7	3	5	33	1	2	0	0	0	9
11	Max Klesmit	G	33:48	1-7	1-5	4-6	0	2	2	3	4	7	5	0	0	0	0	6
25	John Blackwell	G	37:02	5-11	0-2	4-4	0	3	3	3	5	14	0	3	2	0	0	5
4	Kamari McGee		28:26	4-5	2-3	0-0	1	2	3	4	2	10	2	0	0	0	0	13
7	Carter Gilmore		01:43	0-1	0-1	0-0	0	0	0	0	0	0	0	0	0	0	0	-2
13	Xavier Amos		05:28	0-0	0-0	0-0	0	1	1	0	0	0	0	0	0	0	0	-6
33	Jack Janicki		07:45	0-1	0-1	0-0	0	1	1	0	0	0	1	1	1	0	0	4
Team							2	2	4			0		0				
Totals				29-60	5-20	18-22	9	24	33	16	19	81	12	6	3	0	0	6

Technical Fouls: NONE

Shooting By Period		
1st FG%	11-30	36.7%
3PT%	0-10	0.0%
FT%	5-8	62.5%
2nd FG%	18-30	60.0%
3PT%	5-10	50.0%
FT%	13-14	92.9%
GM FG%	29-60	48.3%
3PT%	5-20	25.0%
FT%	18-22	81.8%

Dead Ball Rebounds: 2, 2

Pittsburgh - 75 Record: 6-1

NO.	Name		Min	FG M-A	3P M-A	FT M-A	Rebounds OR	DR	TOT	Fouls PF	FD	TP	AS	TO	ST	Blocks BS	BA	+/-
2	Cameron Corhen	F	32:22	7-8	0-0	2-2	0	2	2	3	4	16	1	2	0	0	0	-4
25	Guillermo Diaz Graham	F	25:19	3-8	1-6	1-1	1	6	7	3	3	8	1	1	0	0	0	5
1	Damian Dunn	G	02:12	0-1	0-0	0-0	0	0	0	0	0	0	0	0	0	0	0	-2
5	Ishmael Leggett	G	38:05	6-15	0-4	5-6	1	7	8	4	3	17	3	0	0	0	0	-2
15	Jaland Lowe	G	38:29	6-17	1-7	2-4	2	3	5	3	5	15	5	4	0	0	0	-9
55	Zack Austin		29:16	3-5	2-4	0-0	0	1	1	3	0	8	0	0	1	0	0	-3
3	Brandin Cummings		12:35	1-1	0-0	0-0	0	3	3	0	1	2	0	0	0	0	0	-6
52	Amsal Delalić		16:21	4-4	1-1	0-0	1	0	1	3	0	9	1	1	0	0	0	-3
31	Jorge Diaz Graham		05:21	0-1	0-1	0-0	0	0	0	0	0	0	0	0	0	0	0	-6
Team							0	2	2			0		0				
Totals				30-60	5-23	10-13	5	24	29	19	16	75	11	8	1	0	0	-6

Technical Fouls: NONE

Shooting By Period		
1st FG%	15-32	46.9%
3PT%	3-10	30.0%
FT%	1-1	100%
2nd FG%	15-28	53.6%
3PT%	2-13	15.4%
FT%	9-12	75%
GM FG%	30-60	50.0%
3PT%	5-23	21.7%
FT%	10-13	76.9%

Dead Ball Rebounds: 2, 0

	WIS	Pitt
Biggest lead	7 (2nd 4:15)	14 (1st 7:29)
Best Scoring Run	8 (2nd 15:47)	9 (1st 15:48)
Lead Changes	8	
Times Tied	5	
Time with Lead	10:23	26:47

Points from	WIS	Pitt
Turnovers	10	11
Paint	46	44
Second Chance	11	4
Fast Breaks	11	6
Bench	10	19

Period by Period Scoring			
	1st	2nd	TOT
WIS	27	54	81
Pitt	34	41	75

GAME 8: #15 WISCONSIN 74, CHICAGO STATE 53

Nov. 30, 2024 • Madison, Wis. • Kohl Center

Official Basketball Box Score - Final
Chicago St. at Wisconsin
11/30/24 Kohl Center, Madison
2024-25 Men's Basketball

Game Time: 12:00 PM
Game Duration: 1:53
Attendance: 14,711

Officials: Kelly Pfeifer, Rob Kuenerman, John Floyd

Chicago St. - 53 Record: 0-9

NO.	Name		Min	FG M-A	3P M-A	FT M-A	Rebounds OR	DR	TOT	Fouls PF	FD	TP	AS	TO	ST	Blocks BS	BA	+/-
5	Cameron Jernigan	F	21:47	2-5	0-1	0-0	0	2	2	4	0	4	1	1	1	0	1	-16
11	Noble Crawford	F	15:36	3-7	2-3	0-0	1	3	4	3	0	8	1	1	1	0	1	-17
1	Troy McKoy, Jr.	G	18:48	2-6	1-5	1-1	0	2	2	4	2	6	1	1	0	0	0	-16
10	Matthew Robinson	G	28:19	2-9	0-5	2-2	0	3	3	1	1	6	0	1	1	1	0	-15
12	Gabe Spinelli	G	29:27	2-7	0-1	2-2	1	10	11	1	2	6	3	1	0	0	0	-26
20	CJ Delancy		16:08	0-4	0-1	0-0	2	1	3	1	0	0	0	2	0	1	0	-8
4	Saxby Sunderland		22:25	1-6	0-1	0-0	2	2	4	4	2	2	1	1	0	1	1	-7
13	Jalen Forrest		26:16	4-8	0-2	2-2	1	2	3	1	2	10	1	0	0	1	0	-2
0	Greg Spate		14:11	3-6	2-4	0-0	0	0	0	0	0	8	0	1	0	0	1	-1
3	Joe Spinelli		02:21	1-1	1-1	0-0	0	1	1	0	0	3	0	0	0	0	0	1
22	Dailliss Cox		02:21	0-0	0-0	0-0	0	0	0	1	0	0	0	1	0	0	0	1
25	Michael Brown		02:21	0-0	0-0	0-0	0	0	0	0	0	0	0	0	0	1	0	1
Team							0	0	0			0		1				
Totals				20-59	6-24	7-7	7	26	33	20	9	53	8	11	3	5	4	-21

Technical Fouls: McKoy, Jr. 2nd 11:30 Delancy 2nd 11:30

Shooting By Period		
1st FG%	9-31	29.0%
3PT%	1-12	8.3%
FT%	6-6	100%
2nd FG%	11-28	39.3%
3PT%	5-12	41.7%
FT%	1-1	100%
GM FG%	20-59	33.9%
3PT%	6-24	25.0%
FT%	7-7	100.0%

Dead Ball Rebounds: 1, 0

Wisconsin - 74 Record: 8-0

NO.	Name		Min	FG M-A	3P M-A	FT M-A	Rebounds OR	DR	TOT	Fouls PF	FD	TP	AS	TO	ST	Blocks BS	BA	+/-
22	Steven Crowl	F	27:48	4-7	0-0	1-2	3	4	7	0	4	9	5	1	0	3	0	17
31	Nolan Winter	F	20:25	4-4	1-1	3-3	0	6	6	0	4	12	1	0	0	0	0	20
9	John Tonje	G	29:23	5-12	3-6	9-10	0	5	5	0	6	22	3	1	1	0	2	17
11	Max Klesmit	G	26:06	2-9	1-7	0-0	0	2	2	2	0	5	5	2	0	0	0	20
25	John Blackwell	G	26:45	2-8	1-5	2-2	1	3	4	2	2	7	0	1	1	1	0	24
4	Kamari McGee		14:44	0-2	0-1	0-0	0	2	2	2	0	0	0	2	0	0	1	0
7	Carter Gilmore		11:32	1-2	0-1	0-0	0	1	1	0	0	2	1	0	0	0	0	6
33	Jack Janicki		18:11	1-3	1-3	0-0	1	4	5	2	0	3	1	1	0	0	0	2
13	Xavier Amos		12:33	3-8	2-4	0-0	1	0	1	0	0	8	0	0	0	0	0	-1
3	Camren Hunter		01:36	0-0	0-0	0-0	0	0	0	1	0	0	0	0	0	0	0	3
5	Daniel Freitag		04:48	0-1	0-0	0-0	1	0	1	1	0	0	1	0	1	0	1	-3
18	Riccardo Greppi		02:20	0-0	0-0	3-4	2	0	2	0	2	3	0	0	0	0	0	0
35	Markus Ilver		02:20	1-3	1-2	0-0	0	0	0	0	0	3	0	0	0	0	1	0
2	Jack Robison		00:30	0-0	0-0	0-0	0	0	0	0	0	0	0	0	0	0	0	0
15	Isaac Gard		00:30	0-0	0-0	0-0	0	1	1	0	0	0	0	0	0	0	0	0
21	Chris Hodges		00:30	0-0	0-0	0-0	0	0	0	0	0	0	0	0	0	0	0	0
Team							2	2	4			0		0				
Totals				23-59	10-30	18-21	11	30	41	10	18	74	17	8	3	4	5	21

Technical Fouls: McGee 2nd 11:30

Shooting By Period		
1st FG%	12-31	38.7%
3PT%	3-16	18.8%
FT%	5-6	83.3%
2nd FG%	11-28	39.3%
3PT%	7-14	50.0%
FT%	13-15	86.7%
GM FG%	23-59	39.0%
3PT%	10-30	33.3%
FT%	18-21	85.7%

Dead Ball Rebounds: 2, 1

	CHST	UW
Biggest lead	0 (1st 20:00)	24 (2nd 6:00)
Best Scoring Run	6 (2nd 1:33)	9 (2nd 11:21)
Lead Changes	0	
Times Tied	0	
Time with Lead	00:00	39:12

Points from	CHST	UW
Turnovers	6	19
Paint	18	26
Second Chance	2	12
Fast Breaks	11	5
Bench	23	19

Period by Period Scoring			
	1st	2nd	TOT
CHST	25	28	53
UW	32	42	74

GAME 9: MICHIGAN 67, #11 WISCONSIN 64

Dec. 3, 2024 • Madison, Wis. • Kohl Center

Official Basketball Box Score - Final
Michigan at Wisconsin
12/03/24 Kohl Center, Madison
2024-25 Men's Basketball

Game Time: 8:00 PM
Game Duration: 2:03
Attendance: 14,582

Officials: Brian Dorsey, Michael Reed, Verne Harris

Michigan - 67 Record: 7-1 (1-0)

NO.	Name		Min	FG M-A	3P M-A	FT M-A	Rebounds OR	DR	TOT	Fouls PF	FD	TP	AS	TO	ST	Blocks BS	BA	+/-
1	Danny Wolf	F	31:05	7-11	2-4	4-4	1	6	7	3	3	20	5	1	3	5	0	21
50	Vladislav Goldin	C	32:46	9-16	0-1	6-9	1	4	5	0	7	24	1	2	1	3	0	15
3	Tre Donaldson	G	31:15	0-7	0-3	0-0	3	4	7	1	0	0	3	2	0	0	0	-4
4	Nimari Burnett	G	33:23	2-7	2-6	2-2	2	5	7	1	3	8	1	1	1	2	1	8
11	Roddy Gayle Jr.	G	32:21	3-6	1-2	2-4	0	6	6	2	3	9	5	4	1	1	0	7
15	Rubin Jones		15:35	0-2	0-2	1-2	0	2	2	5	1	1	1	0	1	0	0	3
24	Sam Walters		06:36	0-3	0-3	0-0	1	0	1	0	0	0	0	0	0	0	0	-17
42	Will Tschetter		08:17	2-4	1-3	0-0	1	1	2	3	1	5	0	0	0	0	0	-14
2	L.J. Cason		08:39	0-3	0-1	0-0	1	1	2	2	0	0	0	2	0	0	1	-4
8	Phat Phat Brooks		00:03	0-0	0-0	0-0	0	0	0	0	0	0	0	0	0	0	0	0
Team							3	1	4			0		0				
Totals				23-59	6-25	15-21	13	30	43	17	18	67	16	12	7	11	2	3

Technical Fouls: NONE

Shooting By Period		
1st FG%	7-33	21.2%
3PT%	2-16	12.5%
FT%	10-12	83.3%
2nd FG%	16-26	61.5%
3PT%	4-9	44.4%
FT%	5-9	55.6%
GM FG%	23-59	39.0%
3PT%	6-25	24.0%
FT%	15-21	71.4%

Dead Ball Rebounds: 3, 0

Wisconsin - 64 Record: 8-1 (0-1)

NO.	Name		Min	FG M-A	3P M-A	FT M-A	Rebounds OR	DR	TOT	Fouls PF	FD	TP	AS	TO	ST	Blocks BS	BA	+/-
22	Steven Crowl	F	21:43	1-5	0-2	0-0	1	3	4	5	1	2	0	0	0	1	0	-4
31	Nolan Winter	F	29:01	4-10	0-3	0-1	2	3	5	3	1	8	2	1	2	0	3	-13
9	John Tonje	G	30:27	5-12	3-5	5-6	0	3	3	3	4	18	0	3	2	0	2	-12
11	Max Klesmit	G	35:47	3-14	1-9	1-2	1	2	3	2	3	8	2	1	1	0	0	-12
25	John Blackwell	G	36:18	6-12	0-1	4-5	4	5	9	2	5	16	2	5	1	0	3	-1
4	Kamari McGee		25:27	2-5	1-2	3-3	1	3	4	0	2	8	1	0	1	1	1	10
7	Carter Gilmore		10:30	1-3	1-3	0-0	1	3	4	3	0	3	0	0	0	0	0	5
33	Jack Janicki		04:38	0-1	0-1	0-0	0	0	0	0	0	0	1	0	0	0	0	3
13	Xavier Amos		06:09	0-2	0-1	1-2	1	1	2	0	1	1	0	0	0	0	2	9
Team							5	3	8			0		0				
Totals				22-64	6-27	14-19	16	26	42	18	17	64	8	10	7	2	11	-3

Technical Fouls: NONE

Shooting By Period		
1st FG%	10-31	32.3%
3PT%	3-11	27.3%
FT%	9-13	69.2%
2nd FG%	12-33	36.4%
3PT%	3-16	18.8%
FT%	5-6	83.3%
GM FG%	22-64	34.4%
3PT%	6-27	22.2%
FT%	14-19	73.7%

Dead Ball Rebounds: 1, 0

	UM	UW
Biggest lead	3 (2nd 14:26)	9 (1st 11:52)
Best Scoring Run	7 (1st 9:20)	11 (1st 2:40)
Lead Changes	13	
Times Tied	8	
Time with Lead	10:02	26:25

Points from	UM	UW
Turnovers	13	11
Paint	34	28
Second Chance	12	12
Fast Breaks	19	4
Bench	6	12

Period by Period Scoring	1st	2nd	TOT
UM	26	41	67
UW	32	32	64

GAME 10: #5 MARQUETTE 88, #11 WISCONSIN 74

Dec. 7, 2024 • Milwaukee, Wis. • Fiserv Forum

Official Basketball Box Score - Final
Wisconsin at Marquette
12/07/24 Fiserv Forum, Milwaukee,, WI
2024-25 Men's Basketball

Game Time: 12:30 PM
Game Duration: 2:06
Attendance: 18,107

Officials: James Breeding, Matt Potter, Tony Chiazz

Wisconsin - 74 Record: 8-2

NO.	Name		Min	FG M-A	3P M-A	FT M-A	Rebounds OR	DR	TOT	Fouls PF	FD	TP	AS	TO	ST	Blocks BS	BA	+/-
22	Steven Crowl	F	28:13	1-4	0-1	0-0	4	7	11	1	0	2	3	2	0	0	0	-11
31	Nolan Winter	F	20:44	3-4	0-1	1-1	1	1	2	1	1	7	2	0	0	1	0	-10
9	John Tonje	G	29:06	3-11	1-5	7-8	1	4	5	3	5	14	1	5	0	0	2	-1
11	Max Klesmit	G	33:37	6-12	6-11	4-4	1	0	1	2	2	22	2	0	0	0	0	-14
25	John Blackwell	G	34:57	7-11	1-4	2-3	1	2	3	3	5	17	3	4	0	0	0	-11
4	Kamari McGee		19:24	2-3	1-1	2-2	0	0	0	5	2	7	0	0	2	0	0	-7
13	Xavier Amos		06:01	0-0	0-0	0-0	0	1	1	1	2	0	0	1	0	0	0	-11
7	Carter Gilmore		19:51	2-5	1-1	0-0	3	3	6	1	0	5	5	2	1	0	1	5
33	Jack Janicki		08:01	0-2	0-2	0-0	0	1	1	1	0	0	0	0	0	0	0	-10
3	Camren Hunter		00:06	0-0	0-0	0-0	0	0	0	0	0	0	0	0	0	0	0	0
Team							0	1	1			0		2				
Totals				24-52	10-26	16-18	11	20	31	18	17	74	16	16	3	1	3	-14

Technical Fouls: NONE

Shooting By Period		
1st FG%	11-25	44.0%
3PT%	6-16	37.5%
FT%	11-12	91.7%
2nd FG%	13-27	48.1%
3PT%	4-10	40.0%
FT%	5-6	83.3%
GM FG%	24-52	46.2%
3PT%	10-26	38.5%
FT%	16-18	88.9%

Dead Ball Rebounds: 0, 1

Marquette - 88 Record: 9-1

NO.	Name		Min	FG M-A	3P M-A	FT M-A	Rebounds OR	DR	TOT	Fouls PF	FD	TP	AS	TO	ST	Blocks BS	BA	+/-
12	Ben Gold	F	27:45	3-5	3-5	0-0	1	4	5	2	1	9	4	0	0	1	0	22
23	David Joplin	F	31:35	6-13	1-6	0-0	0	2	2	2	3	13	1	1	2	0	0	8
1	Kam Jones	G	32:09	12-21	3-7	5-6	1	1	2	2	5	32	6	0	4	0	0	17
2	Chase Ross	G	35:28	2-5	0-2	8-9	4	4	8	4	4	12	3	4	2	1	0	13
4	Stevie Mitchell	G	28:34	5-8	1-3	1-2	4	2	6	3	2	12	0	0	1	0	0	7
10	Damarius Owens		12:06	0-1	0-0	4-4	0	4	4	1	2	4	0	0	0	1	1	-8
13	Royce Parham		10:51	0-3	0-2	0-0	0	0	0	2	0	0	1	0	0	0	0	-7
5	Tre Norman		11:43	2-2	0-0	0-0	0	1	1	1	1	4	0	0	0	0	0	13
35	Caedin Hamilton		09:49	1-4	0-1	0-0	0	0	0	0	0	2	2	0	0	0	0	5
Team							1	1	2			0		0				
Totals				31-62	8-26	18-21	11	19	30	17	18	88	17	5	9	3	1	14

Technical Fouls: NONE

Shooting By Period		
1st FG%	11-25	44.0%
3PT%	3-11	27.3%
FT%	12-13	92.3%
2nd FG%	20-37	54.1%
3PT%	5-15	33.3%
FT%	6-8	75%
GM FG%	31-62	50.0%
3PT%	8-26	30.8%
FT%	18-21	85.7%

Dead Ball Rebounds: 2, 0

	WIS	MAR
Biggest lead	5 (1st 13:25)	15 (2nd 8:49)
Best Scoring Run	6(1st 13:25)	9(2nd 8:49)
Lead Changes	19	
Times Tied	10	
Time with Lead	11:49	24:10

Points from	WIS	MAR
Turnovers	7	18
Paint	28	44
Second Chance	16	19
Fast Breaks	4	6
Bench	12	10

Period by Period Scoring	1st	2nd	TOT
WIS	39	35	74
MAR	37	51	88

Game Notes: Attendance is new Marquette Fiserv Forum record ♦

GAME 11: ILLINOIS 86, #20 WISCONSIN 80

Dec. 10, 2024 • Champaign, Ill. • State Farm Center

Official Basketball Box Score - Final
Wisconsin at Illinois
12/10/24 State Farm Center, Champaign, Ill.
2024-25 Men's Basketball

Game Time: 8:00 PM
Game Duration: 2:05
Attendance: 15,544

Officials: Jeffrey Anderson, Brian Dorsey, Rob Riley Sr.

Wisconsin - 80 Record: 8-3 (0-2)

NO.	Name		Min	FG M-A	3P M-A	FT M-A	Rebounds OR	DR	TOT	Fouls PF	FD	TP	AS	TO	ST	Blocks BS	BA	+/-
22	Steven Crowl	F	18:43	3-9	1-4	2-2	0	0	0	3	4	9	1	0	1	0	0	-12
31	Nolan Winter	F	28:44	5-11	2-7	3-3	3	4	7	0	4	15	1	1	2	0	0	-4
9	John Tonje	G	32:30	5-15	2-7	2-2	1	3	4	2	1	14	3	4	0	0	2	-12
11	Max Klesmit	G	28:34	4-10	2-5	3-6	0	1	1	3	5	13	4	3	1	0	0	-2
25	John Blackwell	G	22:16	4-6	0-1	2-4	2	3	5	5	2	10	0	2	0	0	0	7
7	Carter Gilmore		19:56	3-5	1-2	0-0	1	3	4	5	1	7	0	1	0	0	0	3
4	Kamari McGee		20:38	2-4	0-0	0-2	2	0	2	2	2	4	3	0	1	0	0	-10
13	Xavier Amos		11:22	1-2	1-2	2-2	0	2	2	0	2	5	0	0	0	1	0	-1
33	Jack Janicki		17:17	1-1	1-1	0-0	0	2	2	1	1	3	3	0	0	1	0	1
Team							2	0	2			0		1				
Totals				28-63	10-29	14-21	11	18	29	21	22	80	15	12	5	2	2	-6

Technical Fouls: NONE

Shooting By Period		
1st FG%	14-28	50.0%
3PT%	5-14	35.7%
FT%	2-2	100%
2nd FG%	14-35	40.0%
3PT%	5-15	33.3%
FT%	12-19	63.2%
GM FG%	28-63	44.4%
3PT%	10-29	34.5%
FT%	14-21	66.7%

Dead Ball Rebounds: 5, 2

Illinois - 86 Record: 7-2 (1-1)

NO.	Name		Min	FG M-A	3P M-A	FT M-A	Rebounds OR	DR	TOT	Fouls PF	FD	TP	AS	TO	ST	Blocks BS	BA	+/-
3	Ben Humrichous	F	26:04	1-5	1-5	1-2	0	1	1	4	1	4	1	0	0	0	0	2
13	Tomislav Ivisic	C	30:09	4-12	1-5	0-0	3	8	11	4	2	9	0	0	0	1	0	2
4	Kylan Boswell	G	33:06	5-11	2-6	7-7	2	2	4	3	5	19	6	3	2	0	0	4
22	Tre White	G	28:52	6-8	2-3	9-10	4	4	8	3	6	23	1	4	0	1	0	5
32	Kasparas Jakucionis	G	37:02	8-15	4-8	4-4	2	4	6	2	3	24	5	4	1	0	1	7
2	Dra Gibbs-Lawhorn		12:19	1-4	0-2	0-0	0	1	1	1	1	2	0	0	0	0	0	-3
7	Will Riley		14:55	2-4	0-2	1-2	1	1	2	1	1	5	0	2	0	0	0	7
15	Jake Davis		04:46	0-2	0-2	0-0	1	0	1	2	0	0	1	0	0	0	0	1
21	Morez Johnson Jr.		12:47	0-3	0-0	0-0	2	2	4	2	2	0	1	0	0	0	1	5
Team							0	2	2			0		0				
Totals				27-64	10-33	22-25	15	25	40	22	21	86	15	13	3	2	2	6

Technical Fouls: NONE

Shooting By Period		
1st FG%	14-35	40.0%
3PT%	6-20	30.0%
FT%	5-5	100%
2nd FG%	13-29	44.8%
3PT%	4-13	30.8%
FT%	17-20	85%
GM FG%	27-64	42.2%
3PT%	10-33	30.3%
FT%	22-25	88.0%

Dead Ball Rebounds: 5, 1

	WIS	ILL
Biggest lead	5 (1st 10:17)	10 (2nd 12:51)
Best Scoring Run	7(1st 11:11)	9(1st 16:33)
Lead Changes	5	
Times Tied	5	
Time with Lead	09:06	29:11

Points from	WIS	ILL
Turnovers	10	14
Paint	34	32
Second Chance	12	16
Fast Breaks	2	4
Bench	19	7

Period by Period Scoring	1st	2nd	TOT
WIS	35	45	80
ILL	39	47	86

GAME 12: #20 WISCONSIN 83, BUTLER 74

Dec. 14, 2024 • Indianapolis • Gainbridge Fieldhouse

Official Basketball Box Score - Final
Wisconsin at Butler
12/14/24 Gainbridge Fieldhouse, Indianapolis
2024 Indy Classic powered by SportsTech HQ

Game Time: 2:30 PM
Game Duration: 2:06
Attendance: 15,045

Officials: Jeffrey Anderson, John Gaffney, Larry Scirotto

Wisconsin - 83 Record: 9-3

NO.	Name		Min	FG M-A	3P M-A	FT M-A	Rebounds OR	DR	TOT	Fouls PF	FD	TP	AS	TO	ST	Blocks BS	BA	+/-
22	Steven Crowl	F	17:12	7-10	2-3	2-2	0	6	6	2	1	18	1	0	0	0	1	16
31	Nolan Winter	F	28:47	8-15	1-4	3-4	3	5	8	2	3	20	1	0	0	1	0	-3
9	John Tonje	G	30:51	2-8	0-4	7-7	0	6	6	1	5	11	3	1	0	0	1	9
11	Max Klesmit	G	34:27	1-7	1-6	8-8	0	3	3	2	5	11	2	1	0	0	0	14
25	John Blackwell	G	29:31	4-9	0-3	2-2	1	0	1	4	2	10	5	0	0	0	1	5
7	Carter Gilmore		21:29	2-3	1-2	2-2	0	3	3	3	1	7	3	0	0	0	0	17
4	Kamari McGee		26:07	2-4	1-2	1-2	0	3	3	5	2	6	3	0	1	0	0	8
13	Xavier Amos		05:23	0-2	0-1	0-0	0	0	0	1	0	0	0	1	1	0	1	-9
33	Jack Janicki		06:13	0-0	0-0	0-0	0	1	1	2	1	0	1	0	0	0	0	-12
Team							1	0	1			0		0				
Totals				26-58	6-25	25-27	5	27	32	22	20	83	19	3	2	1	4	9

Technical Fouls: NONE

Shooting By Period		
1st FG%	14-31	45.2%
3PT%	4-14	28.6%
FT%	15-15	100%
2nd FG%	12-27	44.4%
3PT%	2-11	18.2%
FT%	10-12	83.3%
GM FG%	26-58	44.8%
3PT%	6-25	24.0%
FT%	25-27	92.6%

Dead Ball Rebounds: 2, 0

Butler - 74 Record: 7-4

NO.	Name		Min	FG M-A	3P M-A	FT M-A	Rebounds OR	DR	TOT	Fouls PF	FD	TP	AS	TO	ST	Blocks BS	BA	+/-
11	Jahmyl Telfort	F	30:43	3-10	1-5	1-2	3	4	7	3	3	8	2	2	0	0	1	-3
21	Pierre Brooks	F	32:44	7-13	2-7	7-8	0	4	4	1	4	23	2	2	0	0	0	-14
22	Patrick McCaffery	F	36:36	4-7	3-5	5-7	0	7	7	0	4	16	3	0	0	1	0	-5
23	Andre Screen	C	20:46	2-5	0-0	2-5	0	4	4	1	4	6	0	0	0	3	0	-7
13	Finley Bizjack	G	21:24	2-3	1-1	2-2	0	2	2	3	2	7	2	0	0	0	0	-7
33	Boden Kapke		10:01	0-3	0-2	0-0	0	0	0	3	0	0	0	0	0	0	0	-4
12	Kolby King		23:48	3-6	1-2	3-6	1	5	6	4	3	10	2	2	1	0	0	-3
14	Landon Moore		21:22	1-3	0-2	2-2	0	0	0	4	2	4	1	0	0	0	0	1
1	Evan Haywood		02:36	0-1	0-1	0-0	0	0	0	1	0	0	0	0	0	0	0	-3
Team							1	1	2			0		0				
Totals				22-51	8-25	22-32	5	27	32	20	22	74	12	6	1	4	1	-9

Technical Fouls: NONE

Shooting By Period		
1st FG%	11-26	42.3%
3PT%	3-13	23.1%
FT%	8-10	80%
2nd FG%	11-25	44.0%
3PT%	5-12	41.7%
FT%	14-22	63.6%
GM FG%	22-51	43.1%
3PT%	8-25	32.0%
FT%	22-32	68.8%

Dead Ball Rebounds: 7, 0

	WIS	BUT
Biggest lead	14 (1st 0:01)	0 (1st 20:00)
Best Scoring Run	10(1st 0:01)	6(1st 13:02)
Lead Changes	0	
Times Tied	1	
Time with Lead	39:26	00:00

Points from	WIS	BUT
Turnovers	10	5
Paint	40	24
Second Chance	11	10
Fast Breaks	5	12
Bench	13	14

Period by Period Scoring	1st	2nd	TOT
WIS	47	36	83
BUT	33	41	74

GAME 13: WISCONSIN 76, DETROIT MERCY 53

Dec. 22, 2024 • Madison, Wis. • Kohl Center

Official Basketball Box Score - Final
Detroit Mercy at Wisconsin
12/22/24 Kohl Center, Madison
2024-25 Men's Basketball

Game Time: 1:00 PM
Game Duration: 1:50
Attendance: 14,098

Officials: D.J. Carstensen, Scott Brown, Brian McNutt

Detroit Mercy - 53 Record: 5-9

NO.	Name		Min	FG M-A	3P M-A	FT M-A	Rebounds OR	DR	TOT	Fouls PF	FD	TP	AS	TO	ST	Blocks BS	BA	+/-
2	Miles Mitchell	F	21:13	0-2	0-0	0-0	1	6	7	3	1	0	1	0	0	0	1	-23
4	Legend Geeter	F	21:22	1-6	0-2	0-0	0	1	1	2	1	2	1	1	1	0	0	-7
5	Orlando Lovejoy	G	31:21	9-20	0-0	2-2	1	3	4	1	4	20	3	0	1	0	0	-23
8	Grant Gondrezick II	G	32:37	8-18	3-4	1-1	0	3	3	1	2	20	0	4	0	0	2	-17
10	Nate Johnson	G	25:49	1-9	1-2	0-0	0	2	2	2	1	3	0	1	0	0	1	-20
14	Peter Fuchs, Jr.		11:22	2-5	0-0	2-3	0	0	0	1	2	6	0	1	1	0	0	-3
23	Stephen Okoro		17:53	0-0	0-0	0-0	1	2	3	4	1	0	0	0	0	0	0	-8
30	Ryan Kalambay		17:28	0-0	0-0	0-0	0	3	3	1	0	0	0	0	1	0	0	-4
33	TJ Nadeau		15:45	1-6	0-0	0-0	3	2	5	2	1	2	0	1	0	1	2	-10
7	Chase Kuiper		05:10	0-0	0-0	0-0	1	0	1	0	0	0	0	0	0	0	0	0
Team							3	2	5			0		0				
Totals				22-66	4-8	5-6	10	24	34	17	13	53	5	8	4	1	6	-23

Shooting By Period		
1st FG%	10-28	35.7%
3PT%	4-5	80.0%
FT%	2-2	100%
2nd FG%	12-38	31.6%
3PT%	0-3	0.0%
FT%	3-4	75%
GM FG%	22-66	33.3%
3PT%	4-8	50.0%
FT%	5-6	83.3%

Dead Ball Rebounds: 0, 0

Technical Fouls: NONE

Wisconsin - 76 Record: 10-3

NO.	Name		Min	FG M-A	3P M-A	FT M-A	Rebounds OR	DR	TOT	Fouls PF	FD	TP	AS	TO	ST	Blocks BS	BA	+/-
22	Steven Crowl	F	21:05	7-10	0-3	1-1	1	3	4	0	4	15	0	1	0	1	0	21
31	Nolan Winter	F	21:28	6-9	2-5	4-4	5	6	11	0	2	18	0	2	0	1	0	24
9	John Tonje	G	24:41	2-6	1-3	4-4	1	3	4	1	2	9	3	2	0	0	1	22
11	Max Klesmit	G	24:43	0-5	0-3	0-0	0	2	2	0	1	0	2	1	0	0	0	11
25	John Blackwell	G	25:32	4-9	1-5	3-3	3	3	6	2	4	12	5	0	2	0	0	24
4	Kamari McGee		14:11	1-5	0-2	1-1	0	5	5	2	1	3	1	0	2	0	0	15
7	Carter Gilmore		11:23	0-2	0-2	0-0	0	1	1	2	0	0	1	0	0	0	0	-1
33	Jack Janicki		13:19	2-4	1-3	0-0	0	3	3	0	0	5	0	1	0	3	0	10
13	Xavier Amos		13:05	2-3	0-1	0-0	0	1	1	0	0	4	0	0	0	0	0	22
35	Markus Ilver		09:47	2-4	2-4	2-2	0	1	1	1	1	8	0	1	0	0	0	-6
3	Camren Hunter		08:28	0-4	0-1	0-0	2	2	4	0	0	0	0	0	0	0	0	-6
18	Riccardo Greppi		05:10	0-0	0-0	1-2	0	2	2	0	1	1	1	1	0	1	0	-9
5	Daniel Freitag		03:19	0-3	0-3	0-0	0	1	1	4	0	0	0	0	0	0	0	-5
2	Jack Robison		01:41	0-0	0-0	0-0	1	0	1	0	0	0	0	0	0	0	0	-4
21	Chris Hodges		01:23	0-0	0-0	1-2	0	0	0	1	1	1	0	0	0	0	0	-3
14	Aidan Konop		00:45	0-0	0-0	0-0	0	0	0	0	0	0	0	0	0	0	0	0
Team							3	1	4			0		1				
Totals				26-64	7-35	17-19	16	34	50	13	17	76	13	10	4	6	1	23

Shooting By Period		
1st FG%	14-30	46.7%
3PT%	4-17	23.5%
FT%	7-7	100%
2nd FG%	12-34	35.3%
3PT%	3-18	16.7%
FT%	10-12	83.3%
GM FG%	26-64	40.6%
3PT%	7-35	20.0%
FT%	17-19	89.5%

Dead Ball Rebounds: 0, 1

Technical Fouls: NONE

	DM	UW
Biggest lead	3 (1 st 17:46)	32 (2 nd 7:57)
Best Scoring Run	9 (2 nd 0:45)	14 (1 st 5:21)
Lead Changes	3	
Times Tied	1	
Time with Lead	02:06	35:13

Points from	DM	UW
Turnovers	12	10
Paint	14	36
Second Chance	2	16
Fast Breaks	9	7
Bench	8	22

Period by Period Scoring	1st	2nd	TOT
DM	26	27	53
UW	39	37	76

GAME 14: WISCONSIN 116, IOWA 85

Jan. 3, 2025 • Madison, Wis. • Kohl Center

Official Basketball Box Score - Final
Iowa at Wisconsin
01/03/25 Kohl Center, Madison
2024-25 Men's Basketball

Game Time: 6:00 PM
Game Duration: 1:51
Attendance: 16,838

Officials: Jeffrey Anderson, Larry Scirotto, Doug Sirmons

Iowa - 85 Record: 10-4 (1-2)

NO.	Name		Min	FG M-A	3P M-A	FT M-A	Rebounds OR	DR	TOT	Fouls PF	FD	TP	AS	TO	ST	Blocks BS	BA	+/-
20	Payton Sandfort	F	23:51	1-9	0-5	0-0	1	4	5	3	1	2	2	1	0	0	0	-9
32	Owen Freeman	F	27:09	6-11	0-0	2-3	1	2	3	1	4	14	1	3	0	1	0	-21
2	Brock Harding	G	23:27	3-8	2-5	2-2	0	2	2	3	2	10	5	2	0	0	0	-10
3	Drew Thelwell	G	31:45	9-14	3-5	4-4	0	1	1	1	4	25	3	1	4	0	0	-24
4	Josh Dix	G	32:26	7-10	2-3	0-0	2	0	2	0	0	16	1	0	2	0	0	-14
13	Ladji Dembele		09:14	1-2	0-1	0-0	1	1	2	2	0	2	0	0	0	0	0	-4
24	Pryce Sandfort		18:57	3-6	1-3	3-4	1	1	2	0	2	10	0	1	1	0	0	-25
7	Seydou Traore		13:21	1-4	1-2	1-4	0	2	2	2	2	4	1	1	0	0	0	-16
8	Cooper Koch		10:26	1-1	0-0	0-1	0	0	0	1	1	2	0	0	0	0	0	-17
14	Carter Kingsbury		02:12	0-0	0-0	0-0	0	0	0	0	0	0	0	0	0	0	0	-5
0	Even Brauns		03:36	0-1	0-0	0-0	0	1	1	0	0	0	0	0	0	0	0	-5
34	Chris Tadjo		03:36	0-0	0-0	0-0	0	0	0	0	0	0	0	0	0	0	0	-5
Team							1	0	1			0		0				
Totals				32-66	9-24	12-18	7	14	21	13	16	85	13	9	7	1	0	-31

Shooting By Period		
1st FG%	19-32	59.4%
3PT%	5-12	41.7%
FT%	0-3	0%
2nd FG%	13-34	38.2%
3PT%	4-12	33.3%
FT%	12-15	80%
GM FG%	32-66	48.5%
3PT%	9-24	37.5%
FT%	12-18	66.7%

Dead Ball Rebounds: 4, 1

Technical Fouls: NONE

Wisconsin - 116 Record: 11-3 (1-2)

NO.	Name		Min	FG M-A	3P M-A	FT M-A	Rebounds OR	DR	TOT	Fouls PF	FD	TP	AS	TO	ST	Blocks BS	BA	+/-
22	Steven Crowl	F	20:17	4-4	0-0	6-6	1	6	7	1	4	14	3	3	0	0	0	-2
31	Nolan Winter	F	24:57	8-11	1-2	1-2	2	6	8	2	1	18	0	1	0	0	0	29
9	John Tonje	G	23:05	3-6	2-3	4-5	2	1	3	0	3	12	2	1	3	0	1	19
11	Max Klesmit	G	22:40	3-5	2-4	0-0	0	1	1	3	0	8	6	1	0	0	0	10
25	John Blackwell	G	32:22	11-18	6-10	4-4	0	8	8	2	3	32	5	2	0	0	0	28
4	Kamari McGee		21:13	4-8	4-5	0-0	0	4	4	2	0	12	4	1	1	0	0	19
7	Carter Gilmore		22:41	2-3	2-2	0-0	1	1	2	3	1	6	1	1	0	0	0	20
33	Jack Janicki		11:38	0-1	0-1	0-0	0	0	0	1	1	0	2	0	0	0	0	6
13	Xavier Amos		08:30	2-2	2-2	0-0	0	1	1	0	0	6	1	1	0	0	0	9
3	Camren Hunter		02:12	1-1	1-1	0-0	0	0	0	1	0	3	0	0	0	0	0	4
35	Markus Ilver		04:51	1-2	1-1	0-0	1	0	1	1	0	3	0	1	0	0	0	9
21	Chris Hodges		02:11	0-0	0-0	0-0	0	0	0	0	0	0	0	0	0	0	0	3
2	Jack Robison		01:08	0-0	0-0	0-0	0	0	0	0	0	0	0	0	0	0	0	0
5	Daniel Freitag		01:08	1-1	0-0	0-0	0	0	0	0	0	2	1	0	0	0	0	0
15	Isaac Gard		01:08	0-0	0-0	0-0	0	0	0	0	0	0	1	0	0	0	0	1
Team							1	1	2			0		1				
Totals				40-62	21-31	15-17	8	29	37	16	13	116	26	13	4	0	1	31

Shooting By Period		
1st FG%	20-33	60.6%
3PT%	9-13	69.2%
FT%	5-5	100%
2nd FG%	20-29	69.0%
3PT%	12-18	66.7%
FT%	10-12	83.3%
GM FG%	40-62	64.5%
3PT%	21-31	67.7%
FT%	15-17	88.2%

Dead Ball Rebounds: 1, 0

Technical Fouls: NONE

	IOW	UW
Biggest lead	6 (1 st 8:44)	34 (2 nd 0:21)
Best Scoring Run	8 (2 nd 7:56)	14 (1 st 4:32)
Lead Changes	4	
Times Tied	5	
Time with Lead	08:42	28:49

Points from	IOW	UW
Turnovers	21	8
Paint	34	38
Second Chance	11	12
Fast Breaks	14	13
Bench	18	32

Period by Period Scoring	1st	2nd	TOT
IOW	43	42	85
UW	54	62	116

GAME 15: WISCONSIN 75, RUTGERS 63

Jan. 6, 2025 • Piscataway, N.J. • Jersey Mike's Arena

Official Basketball Box Score - Final
Wisconsin at Rutgers
01/06/25 Jersey Mike's Arena, Piscataway
2024-25 Men's Basketball

Game Time: 7:00 PM
Game Duration: 1:59
Attendance: 8,000

Officials: Keith Kimble, Tim Corner, Randy Richardson

Wisconsin - 75 Record: 12-3 (2-2)

NO.	Name		Min	FG M-A	3P M-A	FT M-A	Rebounds OR	DR	TOT	Fouls PF	FD	TP	AS	TO	ST	Blocks BS	BA	+/-
22	Steven Crowl	F	24:41	8-11	2-3	0-0	3	7	10	3	0	18	3	3	1	0	1	23
31	Nolan Winter	F	22:58	2-3	1-2	0-0	0	6	6	1	4	5	1	3	0	0	0	-6
9	John Tonje	G	32:23	6-12	1-4	2-2	1	8	9	2	3	15	2	1	1	2	2	7
11	Max Klesmit	G	24:20	1-5	1-5	0-0	1	3	4	0	2	3	3	1	1	0	0	13
25	John Blackwell	G	33:02	8-15	1-4	4-4	0	4	4	3	5	21	3	5	1	0	3	19
4	Kamari McGee		23:54	3-4	0-0	0-0	0	1	1	1	0	6	3	1	1	0	0	6
7	Carter Gilmore		22:43	1-3	1-2	0-0	1	1	2	3	1	3	0	2	0	2	0	6
33	Jack Janicki		06:21	0-1	0-1	0-0	0	0	0	2	0	0	0	0	0	0	0	-9
13	Xavier Amos		09:38	2-3	0-1	0-0	0	2	2	0	0	4	0	0	0	1	0	1
Team							0	2	2			0		0				
Totals				31-57	7-22	6-6	6	34	40	15	15	75	15	16	5	5	6	12

Shooting By Period		
1st FG%	19-33	57.6%
3PT%	5-13	38.5%
FT%	0-0	0%
2nd FG%	12-24	50.0%
3PT%	2-9	22.2%
FT%	6-6	100%
GM FG%	31-57	54.4%
3PT%	7-22	31.8%
FT%	6-6	100.0%

Dead Ball Rebounds: 0, 1

Technical Fouls: Gilmore 2nd 1:46

Rutgers - 63 Record: 8-7 (1-3)

NO.	Name		Min	FG M-A	3P M-A	FT M-A	Rebounds OR	DR	TOT	Fouls PF	FD	TP	AS	TO	ST	Blocks BS	BA	+/-
21	Emmanuel Ogbole	C	13:27	0-1	0-0	0-0	0	1	1	2	2	0	0	1	2	1	1	-12
1	Jamichael Davis	G	28:49	4-10	1-4	0-1	3	0	3	4	2	9	2	1	2	0	1	-2
2	Dylan Harper	G	15:12	0-2	0-1	0-0	0	4	4	0	0	0	1	0	0	1	0	-5
4	Ace Bailey	G	26:56	3-16	1-5	2-6	3	4	7	5	3	9	1	0	1	1	0	-11
25	Jeremiah Williams	G	21:54	2-7	0-1	0-0	0	5	5	2	0	4	0	1	1	1	1	-12
0	Jordan Derkack		17:23	3-5	1-2	1-2	0	1	1	2	3	8	2	4	0	0	1	-1
5	Tyson Acuff		29:53	6-15	3-8	2-2	1	1	2	0	1	17	2	1	0	0	1	-7
24	Lathan Sommerville		18:11	3-6	0-0	0-0	3	2	5	1	1	6	1	0	1	0	0	4
99	Zach Martini		07:50	0-1	0-1	0-0	0	0	0	0	1	0	0	0	0	0	0	-11
23	PJ Hayes		04:02	1-2	0-1	0-0	0	0	0	0	0	2	0	0	0	0	0	-7
9	Dylan Grant		16:23	3-8	1-3	1-2	3	0	3	0	1	8	1	0	1	2	0	4
Team							5	1	6			0		0				
Totals				25-73	7-26	6-13	18	19	37	16	14	63	10	8	8	6	5	-12

Shooting By Period		
1st FG%	13-33	39.4%
3PT%	4-14	28.6%
FT%	4-7	57.1%
2nd FG%	12-40	30.0%
3PT%	3-12	25.0%
FT%	2-6	33.3%
GM FG%	25-73	34.2%
3PT%	7-26	26.9%
FT%	6-13	46.2%

Dead Ball Rebounds: 2, 1

Technical Fouls: Bailey 2nd 1:46

	WIS	RUT
Biggest lead	16 (1st 5:26)	0 (1st 20:00)
Best Scoring Run	10(1st 8:36)	5(1st 3:33)
Lead Changes	0	
Times Tied	0	
Time with Lead	38:51	00:00

Points from	WIS	RUT
Turnovers	6	15
Paint	38	28
Second Chance	8	6
Fast Breaks	10	12
Bench	13	41

Period by Period Scoring	1st	2nd	TOT
WIS	43	32	75
RUT	34	29	63

GAME 16: WISCONSIN 80, MINNESOTA 59

Jan. 10, 2025 • Madison, Wis. • Kohl Center

Official Basketball Box Score - Final
Minnesota at Wisconsin
01/10/25 Kohl Center, Madison
2024-25 Men's Basketball

Game Time: 6:00 PM
Game Duration: 1:57
Attendance: 14,239

Officials: Jason Phillips, Verne Harris, Amy Bonner

Minnesota - 59 Record: 8-8 (0-5)

NO.	Name		Min	FG M-A	3P M-A	FT M-A	Rebounds OR	DR	TOT	Fouls PF	FD	TP	AS	TO	ST	Blocks BS	BA	+/-
3	Dawson Garcia	F	37:01	8-17	1-3	5-8	1	9	10	1	8	22	0	1	0	0	1	-22
23	Parker Fox	F	21:19	0-0	0-0	0-0	1	1	2	4	0	0	0	1	3	0	0	5
2	Mike Mitchell Jr.	G	30:05	2-7	1-4	0-0	0	1	1	1	0	5	0	0	1	0	0	-21
11	Femi Odukale	G	28:21	3-8	2-3	0-1	3	4	7	3	3	8	4	4	0	1	0	-17
25	Lu'cye Patterson	G	32:12	2-9	1-4	1-2	1	3	4	1	1	6	3	3	0	0	0	-22
1	Isaac Asuma		14:20	0-2	0-0	0-0	1	2	3	4	0	0	2	3	0	0	0	-8
5	Trey Edmonds		07:11	0-2	0-0	0-0	0	1	1	1	0	0	0	1	1	1	0	-13
24	Brennan Rigsby		11:32	2-3	1-2	2-2	0	1	1	1	1	7	0	1	0	0	0	-4
4	Kadyn Betts		02:59	0-1	0-1	0-0	0	0	0	0	0	0	0	1	0	0	1	1
00	Frank Mitchell		11:30	3-5	0-0	0-0	3	0	3	3	0	6	0	0	0	1	0	-13
6	Caleb Williams		03:30	2-3	1-2	0-0	0	0	0	0	0	5	0	0	0	0	0	9
Team							3	1	4			0		0				
Totals				22-57	7-19	8-13	13	23	36	19	13	59	9	15	5	3	2	-21

Shooting By Period		
1st FG%	12-33	36.4%
3PT%	4-11	36.4%
FT%	1-2	50%
2nd FG%	10-24	41.7%
3PT%	3-8	37.5%
FT%	7-11	63.6%
GM FG%	22-57	38.6%
3PT%	7-19	36.8%
FT%	8-13	61.5%

Dead Ball Rebounds: 1, 0

Technical Fouls::NONE

Wisconsin - 80 Record: 13-3 (3-2)

NO.	Name		Min	FG M-A	3P M-A	FT M-A	Rebounds OR	DR	TOT	Fouls PF	FD	TP	AS	TO	ST	Blocks BS	BA	+/-
22	Steven Crowl	F	26:10	6-7	2-2	4-4	1	4	5	0	4	18	3	2	0	1	0	35
31	Nolan Winter	F	20:54	2-4	1-2	3-4	4	2	6	3	3	8	1	1	0	0	0	-7
4	Kamari McGee	G	33:24	5-10	3-4	2-2	1	4	5	1	1	15	2	1	3	0	0	18
9	John Tonje	G	24:34	4-10	1-6	7-8	0	6	6	1	6	16	3	1	0	0	0	9
25	John Blackwell	G	29:53	3-10	1-5	2-2	1	3	4	1	3	9	2	1	2	0	0	18
7	Carter Gilmore		07:22	0-1	0-1	0-0	0	0	0	2	0	0	1	0	0	0	0	-5
13	Xavier Amos		22:20	1-6	1-4	1-2	1	2	3	2	1	4	1	1	2	1	1	25
33	Jack Janicki		15:44	2-4	0-0	0-0	1	1	2	2	0	4	1	0	2	0	1	22
35	Markus Ilver		10:24	2-3	2-3	0-0	0	2	2	1	0	6	0	0	0	0	0	5
5	Daniel Freitag		04:24	0-2	0-1	0-2	0	1	1	0	1	0	0	0	0	0	1	-6
2	Jack Robison		01:37	0-0	0-0	0-0	0	0	0	0	0	0	0	0	0	0	0	-3
15	Isaac Gard		01:37	0-0	0-0	0-0	0	0	0	0	0	0	0	0	0	0	0	-3
21	Chris Hodges		01:37	0-0	0-0	0-0	0	0	0	0	0	0	0	0	0	0	0	-3
Team							2	1	3			0		1				
Totals				25-57	11-28	19-24	11	26	37	13	19	80	14	8	9	2	3	21

Shooting By Period		
1st FG%	10-31	32.3%
3PT%	3-13	23.1%
FT%	7-7	100%
2nd FG%	15-26	57.7%
3PT%	8-15	53.3%
FT%	12-17	70.6%
GM FG%	25-57	43.9%
3PT%	11-28	39.3%
FT%	19-24	79.2%

Dead Ball Rebounds: 3, 0

Technical Fouls::NONE

	MN	UW
Biggest lead	10 (1st 14:35)	30 (2nd 3:50)
Best Scoring Run	8(1st 17:02)	10(1st 9:46)
Lead Changes	5	
Times Tied	6	
Time with Lead	11:50	24:48

Points from	MN	UW
Turnovers	13	19
Paint	24	22
Second Chance	10	18
Fast Breaks	6	6
Bench	18	14

Period by Period Scoring	1st	2nd	TOT
MN	29	30	59
UW	30	50	80

GAME 17: #24 WISCONSIN 70, OHIO STATE 68

Jan. 14, 2025 • Madison, Wis. • Kohl Center

Official Basketball Box Score - Final
Ohio St. at Wisconsin
01/14/25 Kohl Center, Madison
2024-25 Men's Basketball

Game Time: 8:00 PM
Game Duration: 2:09
Attendance: 14,527

Officials: Keith Kimble, Earl Walton, Kelly Pfeifer

Ohio St. - 68 Record: 10-7 (2-4)

NO.	Name		Min	FG M-A	3P M-A	FT M-A	Rebounds OR	DR	TOT	Fouls PF	FD	TP	AS	TO	ST	Blocks BS	BA	+/-
8	Micah Parrish	F	31:21	3-13	1-5	0-0	0	6	6	5	0	7	1	0	2	0	1	-5
13	Sean Stewart	F	15:17	2-4	0-0	0-0	1	7	8	4	1	4	2	1	0	1	1	15
21	Devin Royal	F	27:36	4-10	1-3	3-3	1	5	6	3	4	12	2	5	0	0	0	5
0	John Mobley Jr.	G	29:37	2-8	1-3	3-4	0	2	2	1	3	8	1	1	0	0	0	-1
2	Bruce Thornton	G	37:25	7-13	1-3	6-6	0	2	2	1	9	21	3	1	1	0	0	1
4	Aaron Bradshaw		08:16	2-4	1-2	0-0	1	0	1	3	0	5	0	0	1	0	0	-6
12	Evan Mahaffey		14:44	3-3	0-0	0-0	0	0	0	2	0	6	0	0	2	0	0	-14
6	Ques Glover		11:10	0-0	0-0	0-0	1	0	1	1	0	0	1	1	1	0	0	-3
25	Austin Parks		03:05	0-0	0-0	0-0	0	0	0	0	0	0	0	1	0	0	0	-1
20	Colin White		10:38	0-1	0-1	0-0	0	0	0	2	1	0	0	1	0	0	0	3
17	Ivan Njegovan		10:51	2-3	0-0	1-2	5	0	5	2	1	5	0	0	0	1	0	-4
Team							0	1	1			0		0				
Totals				25-59	5-17	13-15	9	23	32	24	19	68	10	11	7	2	2	-2

Technical Fouls::NONE

Shooting By Period		
1st FG%	9-28	32.1%
3PT%	1-7	14.3%
FT%	1-1	100%
2nd FG%	16-31	51.6%
3PT%	4-10	40.0%
FT%	12-14	85.7%
GM FG%	25-59	42.4%
3PT%	5-17	29.4%
FT%	13-15	86.7%

Dead Ball Rebounds: 1, 0

Wisconsin - 70 Record: 14-3 (4-2)

NO.	Name		Min	FG M-A	3P M-A	FT M-A	Rebounds OR	DR	TOT	Fouls PF	FD	TP	AS	TO	ST	Blocks BS	BA	+/-
22	Steven Crowl	F	28:03	5-10	0-3	4-4	0	7	7	3	5	14	1	0	0	1	0	-6
31	Nolan Winter	F	18:07	0-3	0-2	4-4	1	5	6	2	4	4	1	1	0	0	1	2
9	John Tonje	G	35:31	3-7	1-4	10-10	0	4	4	0	5	17	0	3	1	0	0	4
11	Max Klesmit	G	29:52	1-5	1-3	1-2	0	2	2	2	3	4	1	2	0	0	0	6
25	John Blackwell	G	30:55	5-12	1-4	4-6	2	4	6	4	5	15	2	3	1	0	1	-2
7	Carter Gilmore		28:26	2-3	1-1	0-0	2	1	3	3	1	5	1	1	0	1	0	7
4	Kamari McGee		16:21	3-5	1-3	2-2	1	0	1	2	1	9	0	1	0	0	0	-1
33	Jack Janicki		07:47	0-2	0-2	0-0	0	1	1	0	0	0	0	0	0	0	0	-1
13	Xavier Amos		04:59	1-1	0-0	0-0	0	1	1	3	0	2	0	1	0	0	0	1
Team							0	0	0			0		0				
Totals				20-48	5-22	25-28	6	25	31	19	24	70	6	12	2	2	2	2

Technical Fouls::NONE

Shooting By Period		
1st FG%	11-25	44.0%
3PT%	2-11	18.2%
FT%	13-14	92.9%
2nd FG%	9-23	39.1%
3PT%	3-11	27.3%
FT%	12-14	85.7%
GM FG%	20-48	41.7%
3PT%	5-22	22.7%
FT%	25-28	89.3%

Dead Ball Rebounds: 2, 1

	OSU	UW
Biggest lead	2 (1st 18:26)	17 (1st 0:21)
Best Scoring Run	9(2nd 10:18)	11(1st 14:06)
Lead Changes	1	
Times Tied	1	
Time with Lead	00:47	37:06

Points from	OSU	UW
Turnovers	9	13
Paint	32	28
Second Chance	14	7
Fast Breaks	11	8
Bench	16	16

Period by Period Scoring	1st	2nd	TOT
OSU	20	48	68
UW	37	33	70

GAME 18: #24 WISCONSIN 84, USC 69

Jan. 18, 2025 • Los Angeles, Calif. • Galen Center

Official Basketball Box Score - Final
Wisconsin at USC
01/18/25 Galen Center, Los Angeles, Calif.
2024-25 USC Men's Basketball

Game Time: 12:00 PM
Game Duration: 1:53
Attendance: 6,938

Officials: Michael Reed, Tim Corner, Randy Richardson

Wisconsin - 84 Record: 15-3 (5-2)

NO.	Name		Min	FG M-A	3P M-A	FT M-A	Rebounds OR	DR	TOT	Fouls PF	FD	TP	AS	TO	ST	Blocks BS	BA	+/-
22	Steven Crowl	F	17:40	3-4	1-1	2-2	0	3	3	4	2	9	1	1	0	1	0	7
31	Nolan Winter	F	27:30	6-7	1-2	0-0	2	3	5	3	1	13	3	0	1	0	0	12
9	John Tonje	G	22:03	0-3	0-2	0-0	0	0	0	2	1	0	1	2	0	0	0	3
11	Max Klesmit	G	27:16	7-14	2-9	2-2	0	2	2	0	5	18	4	1	2	0	0	9
25	John Blackwell	G	33:49	10-16	2-7	6-7	0	5	5	1	5	28	1	3	2	0	0	15
4	Kamari McGee		28:32	3-5	2-3	2-2	1	2	3	2	1	10	4	1	2	0	0	21
7	Carter Gilmore		24:14	1-2	0-1	0-0	1	2	3	1	1	2	3	1	0	0	0	15
33	Jack Janicki		06:50	0-1	0-1	0-0	0	1	1	1	1	0	0	0	0	0	0	7
13	Xavier Amos		08:52	1-3	1-2	1-2	0	0	0	0	1	4	0	1	1	0	0	6
2	Jack Robison		00:39	0-0	0-0	0-0	0	0	0	0	0	0	0	0	0	0	0	-4
5	Daniel Freitag		00:39	0-0	0-0	0-0	0	0	0	0	0	0	0	0	0	0	0	-4
15	Isaac Gard		00:39	0-0	0-0	0-0	0	0	0	0	0	0	0	0	0	0	0	-4
21	Chris Hodges		00:39	0-0	0-0	0-0	0	0	0	0	0	0	0	1	0	0	0	-4
35	Markus Ilver		00:39	0-0	0-0	0-0	0	0	0	0	0	0	0	0	0	0	0	-4
Team							1	4	5			0		1				
Totals				31-55	9-28	13-15	5	22	27	14	18	84	17	12	8	1	0	15

Technical Fouls::NONE

Shooting By Period		
1st FG%	14-24	58.3%
3PT%	7-15	46.7%
FT%	7-8	87.5%
2nd FG%	17-31	54.8%
3PT%	2-13	15.4%
FT%	6-7	85.7%
GM FG%	31-55	56.4%
3PT%	9-28	32.1%
FT%	13-15	86.7%

Dead Ball Rebounds: 2, 2

USC - 69 Record: 11-7 (3-4)

NO.	Name		Min	FG M-A	3P M-A	FT M-A	Rebounds OR	DR	TOT	Fouls PF	FD	TP	AS	TO	ST	Blocks BS	BA	+/-
0	Saint Thomas	F	39:26	7-11	2-3	3-4	2	2	4	1	2	19	3	3	2	0	1	-12
33	Josh Cohen	F	03:44	0-1	0-0	0-0	0	0	0	0	0	0	1	2	0	0	0	0
1	Desmond Claude	G	30:51	3-7	0-0	3-4	1	0	1	4	3	9	2	5	0	0	0	-12
6	Wesley Yates III	G	36:20	5-9	0-1	1-4	0	3	3	4	2	11	2	1	1	0	0	-18
7	Chibuzo Agbo	G	38:53	3-11	1-5	0-0	0	9	9	2	2	7	2	0	1	0	0	-16
12	Rashaun Agee		30:20	6-11	1-3	2-2	2	2	4	4	3	15	2	3	2	0	0	-11
8	Kevin Patton Jr.		14:54	1-1	1-1	2-2	0	2	2	1	1	5	1	1	0	0	0	-2
32	Clark Slajchert		03:19	1-2	1-2	0-1	1	0	1	2	1	3	0	0	0	0	0	-1
30	Harrison Hornery		02:13	0-0	0-0	0-0	0	0	0	0	0	0	0	0	0	0	0	-3
Team							1	0	1			0		1				
Totals				26-53	6-15	11-17	7	18	25	18	14	69	13	16	6	0	1	-15

Technical Fouls::NONE

Shooting By Period		
1st FG%	10-25	40.0%
3PT%	2-8	25.0%
FT%	5-9	55.6%
2nd FG%	16-28	57.1%
3PT%	4-7	57.1%
FT%	6-8	75%
GM FG%	26-53	49.1%
3PT%	6-15	40.0%
FT%	11-17	64.7%

Dead Ball Rebounds: 2, 1

	WIS	USC
Biggest lead	19 (2nd 17:54)	2 (1st 18:16)
Best Scoring Run	10(1st 9:14)	13(2nd 14:51)
Lead Changes	1	
Times Tied	2	
Time with Lead	36:26	00:49

Points from	WIS	USC
Turnovers	22	13
Paint	38	28
Second Chance	8	8
Fast Breaks	13	9
Bench	16	23

Period by Period Scoring	1st	2nd	TOT
WIS	42	42	84
USC	27	42	69

GAME 19: UCLA 85, #18 WISCONSIN 83

Jan. 21, 2025 • Los Angeles, Calif. • Pauley Pavilion

Official Basketball Box Score - Final
Wisconsin at UCLA
01/21/25 Pauley Pavilion, Los Angeles, CA
2024-25 Men's Basketball

Game Time: 6:30 PM
Game Duration: 2:10
Attendance: 6,695

Officials: Jason Phillips, Verne Harris, Nate Harris

Wisconsin - 83 Record: 15-4 (5-3)

NO.	Name		Min	FG M-A	3P M-A	FT M-A	Rebounds OR	DR	TOT	Fouls PF	FD	TP	AS	TO	ST	Blocks BS	BA	+/-
22	Steven Crowl	F	29:19	4-6	1-2	2-2	2	3	5	3	3	11	3	2	1	1	1	7
31	Nolan Winter	F	18:36	2-4	1-2	0-0	0	1	1	1	1	5	0	1	0	0	0	-17
9	John Tonje	G	33:39	8-9	6-7	2-3	1	4	5	3	6	24	2	2	0	0	0	-3
11	Max Klesmit	G	30:27	2-5	2-4	2-2	0	3	3	3	2	8	1	2	0	0	0	-8
25	John Blackwell	G	33:51	5-14	3-7	10-12	1	3	4	5	6	23	4	4	1	0	3	9
4	Kamari McGee		18:50	1-4	1-3	0-0	0	1	1	1	0	3	3	1	1	0	0	0
7	Carter Gilmore		24:04	2-3	1-2	0-0	0	1	1	4	1	5	1	1	0	0	0	13
13	Xavier Amos		06:04	1-3	0-2	2-2	0	2	2	2	1	4	0	0	0	0	0	-5
33	Jack Janicki		03:14	0-0	0-0	0-0	0	0	0	1	0	0	0	0	0	0	0	-5
35	Markus Ilver		01:56	0-1	0-1	0-0	0	0	0	0	0	0	0	0	0	0	0	-1
Team							3	3	6			0		0				
Totals				25-49	15-30	18-21	7	21	28	23	20	83	14	13	3	1	4	-2

Technical Fouls: Blackwell 2nd 11:56

Shooting By Period		
1st FG%	15-26	57.7%
3PT%	10-18	55.6%
FT%	1-2	50%
2nd FG%	10-23	43.5%
3PT%	5-12	41.7%
FT%	17-19	89.5%
GM FG%	25-49	51.0%
3PT%	15-30	50.0%
FT%	18-21	85.7%

Dead Ball Rebounds: 3, 1

UCLA - 85 Record: 13-6 (4-4)

NO.	Name		Min	FG M-A	3P M-A	FT M-A	Rebounds OR	DR	TOT	Fouls PF	FD	TP	AS	TO	ST	Blocks BS	BA	+/-
3	Eric Dailey Jr.	F	21:50	2-5	0-2	0-0	2	1	3	4	0	4	1	0	0	0	0	3
34	Tyler Bilodeau	F	31:21	6-10	2-4	2-2	0	2	2	5	1	16	0	1	1	0	0	2
0	Kobe Johnson	G	27:25	1-4	0-0	1-2	1	2	3	5	1	3	0	2	1	0	0	13
2	Dylan Andrews	G	33:36	4-10	1-4	0-1	0	1	1	0	2	9	7	1	2	0	0	-5
55	Skyy Clark	G	27:13	3-7	3-6	3-4	2	3	5	3	3	12	4	0	1	0	0	13
12	Sebastian Mack		24:00	6-12	0-3	7-8	0	4	4	0	7	19	2	1	0	0	1	-9
24	William Kyle III		05:41	0-0	0-0	0-0	0	0	0	1	2	0	1	0	0	2	0	-8
10	Lazar Stefanovic		07:47	0-2	0-0	0-0	1	0	1	0	0	0	0	0	1	0	0	-5
15	Aday Mara		21:08	7-7	0-0	8-11	4	1	5	3	6	22	0	1	0	2	0	6
Team							0	1	1			0		1				
Totals				29-57	6-19	21-28	10	15	25	21	22	85	15	7	6	4	1	2

Technical Fouls: Johnson 2nd 11:56

Shooting By Period		
1st FG%	14-32	43.8%
3PT%	5-14	35.7%
FT%	3-4	75%
2nd FG%	15-25	60.0%
3PT%	1-5	20.0%
FT%	18-24	75%
GM FG%	29-57	50.9%
3PT%	6-19	31.6%
FT%	21-28	75.0%

Dead Ball Rebounds: 3, 2

	WIS	UCL
Biggest lead	9 (1st 0:33)	9 (2nd 6:59)
Best Scoring Run	8(1st 7:47)	6(2nd 15:15)
Lead Changes	6	
Times Tied	4	
Time with Lead	14:09	24:25

Points from	WIS	UCL
Turnovers	13	10
Paint	20	30
Second Chance	13	10
Fast Breaks	0	4
Bench	12	41

Period by Period Scoring	1st	2nd	TOT
WIS	41	42	83
UCL	36	49	85

GAME 20: #18 WISCONSIN 83, NEBRASKA 55

Jan. 26, 2025 • Madison, Wis. • Kohl Center

Official Basketball Box Score - Final
Nebraska at Wisconsin
01/26/25 Kohl Center, Madison
2024-25 Men's Basketball

Game Time: 12:00 PM
Game Duration: 1:45
Attendance: 16,838

Officials: Brian Dorsey, Larry Scirotto, Amy Bonner

Nebraska - 55 Record: 12-8 (2-7)

NO.	Name		Min	FG M-A	3P M-A	FT M-A	Rebounds OR	DR	TOT	Fouls PF	FD	TP	AS	TO	ST	Blocks BS	BA	+/-
4	Juwan Gary	F	28:41	2-12	1-5	0-0	3	6	9	2	0	5	0	1	0	0	1	-31
9	Berke Buyuktuncel	F	29:53	3-9	1-4	0-0	0	6	6	1	2	7	0	1	1	1	0	-23
23	Andrew Morgan	F	21:39	2-5	0-1	1-3	2	3	5	2	3	5	1	1	0	0	2	-19
1	Sam Hoiberg	G	29:35	2-3	2-3	0-0	0	2	2	1	0	6	3	1	0	0	0	-23
3	Brice Williams	G	27:55	4-12	2-5	1-2	1	2	3	2	1	11	2	4	0	1	1	-28
0	Connor Essegian		23:19	3-10	2-7	0-0	0	2	2	1	2	8	2	2	0	1	0	-10
24	Rollie Worster		22:50	3-6	1-1	0-0	0	3	3	2	1	7	4	1	3	1	0	3
2	Ahron Ulis		06:28	1-3	1-3	0-0	0	0	0	0	0	3	0	0	0	0	0	-3
12	Gavin Griffiths		04:17	0-1	0-1	0-0	0	0	0	0	0	0	1	0	0	0	0	-5
31	Cale Jacobsen		03:30	0-0	0-0	1-2	0	0	0	0	1	1	0	0	0	0	0	-2
8	Jeff Grace		01:53	1-1	0-0	0-1	0	0	0	0	1	2	0	0	0	0	0	1
Team							1	4	5			0		1				
Totals				21-62	10-30	3-8	7	28	35	11	11	55	13	12	4	4	3	-28

Technical Fouls::NONE

Shooting By Period		
1st FG%	11-30	36.7%
3PT%	5-14	35.7%
FT%	1-2	50%
2nd FG%	10-32	31.3%
3PT%	5-16	31.3%
FT%	2-6	33.3%
GM FG%	21-62	33.9%
3PT%	10-30	33.3%
FT%	3-8	37.5%

Dead Ball Rebounds: 1, 0

Wisconsin - 83 Record: 16-4 (6-3)

NO.	Name		Min	FG M-A	3P M-A	FT M-A	Rebounds OR	DR	TOT	Fouls PF	FD	TP	AS	TO	ST	Blocks BS	BA	+/-
22	Steven Crowl	F	20:11	0-0	0-0	1-2	1	6	7	3	1	1	3	1	0	1	0	8
31	Nolan Winter	F	17:06	2-3	2-2	0-0	0	7	7	0	1	6	2	0	1	2	1	2
9	John Tonje	G	28:48	9-19	5-11	4-5	1	4	5	1	4	27	0	1	0	0	2	30
11	Max Klesmit	G	26:11	3-9	2-8	0-0	0	7	7	1	1	8	3	2	1	0	0	24
25	John Blackwell	G	29:13	5-11	4-7	0-0	1	3	4	0	1	14	1	3	1	0	0	17
7	Carter Gilmore		21:16	1-4	0-0	1-1	0	4	4	1	1	3	3	0	0	0	1	25
4	Kamari McGee		17:59	4-6	3-5	0-0	0	2	2	1	0	11	1	0	1	0	0	8
13	Xavier Amos		14:12	1-3	0-1	0-0	0	2	2	1	1	2	4	0	0	0	0	12
33	Jack Janicki		10:42	3-3	1-1	0-0	0	0	0	0	1	7	0	0	1	0	0	6
35	Markus Ilver		05:51	1-3	0-1	0-0	0	2	2	1	0	2	0	1	0	0	0	-3
18	Riccardo Greppi		03:30	1-1	0-0	0-0	0	0	0	2	0	2	0	0	0	0	0	3
2	Jack Robison		01:53	0-0	0-0	0-0	0	0	0	0	0	0	1	0	0	0	0	-1
15	Isaac Gard		01:53	0-0	0-0	0-0	0	1	1	0	0	0	0	0	0	0	0	-1
21	Chris Hodges		01:15	0-1	0-1	0-0	0	0	0	0	0	0	0	0	0	0	0	-3
Team							2	0	2			0		0				
Totals				30-63	17-37	6-8	5	38	43	11	11	83	18	8	5	3	4	28

Technical Fouls::NONE

Shooting By Period		
1st FG%	14-31	45.2%
3PT%	9-19	47.4%
FT%	3-5	60%
2nd FG%	16-32	50.0%
3PT%	8-18	44.4%
FT%	3-3	100%
GM FG%	30-63	47.6%
3PT%	17-37	45.9%
FT%	6-8	75.0%

Dead Ball Rebounds: 2, 0

	NEB	UW
Biggest lead	0 (1st 20:00)	31 (2nd 1:18)
Best Scoring Run	11(1st 7:58)	11(1st 15:06)
Lead Changes	0	
Times Tied	0	
Time with Lead	00:00	38:30

Points from	NEB	UW
Turnovers	3	17
Paint	20	26
Second Chance	10	5
Fast Breaks	7	12
Bench	21	27

Period by Period Scoring	1st	2nd	TOT
NEB	28	27	55
UW	40	43	83

GAME 21: MARYLAND 76, #17 WISCONSIN 68

Jan. 29, 2025 • College Park, MD. • Xfinity Center

Official Basketball Box Score - Final
Wisconsin at Maryland
01/29/25 XFINITY Center, College Park
2024-25 Men's Basketball

Game Time: 7:00 PM
Game Duration: 2:03
Attendance: 17,950

Officials: Kelly Pfeifer, Michael Reed, Verne Harris

Wisconsin - 68 Record: 16-5 (6-4)

NO.	Name		Min	FG M-A	3P M-A	FT M-A	Rebounds OR	DR	TOT	Fouls PF	FD	TP	AS	TO	ST	Blocks BS	BA	+/-
22	Steven Crowl	F	31:50	4-9	0-2	2-3	4	5	9	2	3	10	3	2	0	1	0	-10
31	Nolan Winter	F	20:29	3-8	1-3	2-3	0	2	2	4	1	9	3	0	0	1	1	13
9	John Tonje	G	32:00	8-16	5-8	2-2	2	4	6	3	1	23	0	2	0	0	1	8
11	Max Klesmit	G	30:58	1-8	1-6	2-4	1	6	7	2	6	5	3	1	1	0	0	-4
25	John Blackwell	G	26:56	3-6	1-2	3-5	0	3	3	4	4	10	1	2	0	0	1	0
4	Kamari McGee		22:48	2-8	1-3	4-4	0	2	2	1	2	9	1	1	0	0	1	-19
7	Carter Gilmore		16:43	1-2	0-1	0-0	2	3	5	2	1	2	0	0	0	0	0	-12
33	Jack Janicki		09:05	0-0	0-0	0-0	0	0	0	0	0	0	0	0	1	0	0	-10
13	Xavier Amos		09:11	0-2	0-2	0-0	0	0	0	1	0	0	1	1	0	1	0	-6
Team							3	2	5			0		1				
Totals				22-59	9-27	15-21	12	27	39	19	18	68	12	10	2	3	4	-8

Technical Fouls::NONE

Shooting By Period		
1st FG%	10-26	38.5%
3PT%	6-16	37.5%
FT%	5-9	55.6%
2nd FG%	12-33	36.4%
3PT%	3-11	27.3%
FT%	10-12	83.3%
GM FG%	22-59	37.3%
3PT%	9-27	33.3%
FT%	15-21	71.4%

Dead Ball Rebounds: 2, 1

Maryland - 76 Record: 17-5 (7-4)

NO.	Name		Min	FG M-A	3P M-A	FT M-A	Rebounds OR	DR	TOT	Fouls PF	FD	TP	AS	TO	ST	Blocks BS	BA	+/-
9	Selton Miguel	F	33:53	4-8	4-5	0-0	0	2	2	4	0	12	2	0	0	0	0	-2
10	Julian Reese	F	29:47	6-9	0-0	2-2	2	6	8	2	5	14	0	2	0	1	1	1
25	Derik Queen	C	30:45	3-14	0-0	6-8	2	10	12	3	5	12	2	0	1	2	0	5
0	Ja'Kobi Gillespie	G	34:51	4-13	3-9	5-6	3	4	7	1	4	16	5	4	2	0	0	7
1	Rodney Rice	G	29:51	5-9	3-6	3-5	0	1	1	4	3	16	2	0	1	0	0	8
5	DeShawn Harris-Smith		16:49	1-3	1-1	0-0	2	2	4	0	0	3	1	1	0	0	2	10
6	Tafara Gapare		18:31	1-3	1-2	0-0	0	3	3	3	2	3	0	0	0	1	0	9
8	Jayhlon Young		05:14	0-1	0-1	0-0	0	0	0	1	0	0	1	0	0	0	0	2
22	Jordan Geronimo		00:19	0-0	0-0	0-0	0	0	0	0	0	0	0	0	0	0	0	0
Team							0	1	1			0		1				
Totals				24-60	12-24	16-21	9	29	38	18	19	76	13	8	4	4	3	8

Technical Fouls::NONE

Shooting By Period		
1st FG%	11-33	33.3%
3PT%	5-13	38.5%
FT%	5-7	71.4%
2nd FG%	13-27	48.1%
3PT%	7-11	63.6%
FT%	11-14	78.6%
GM FG%	24-60	40.0%
3PT%	12-24	50.0%
FT%	16-21	76.2%

Dead Ball Rebounds: 4, 0

	WISC	UMD
Biggest lead	7 (1st 6:52)	11 (2nd 2:44)
Best Scoring Run	9(2nd 16:24)	11(2nd 8:36)
Lead Changes	5	
Times Tied	3	
Time with Lead	22:49	14:20

Points from	WISC	UMD
Turnovers	11	11
Paint	24	20
Second Chance	12	7
Fast Breaks	4	9
Bench	11	6

Period by Period Scoring	1st	2nd	TOT
WISC	31	37	68
UMD	32	44	76

GAME 22: #17 WISCONSIN 75, NORTHWESTERN 69

Feb. 1, 2025 • Evanston, IL. • Welsh-Ryan Arena

Official Basketball Box Score - Final
Wisconsin at Northwestern
02/01/25 Welsh-Ryan Arena, Evanston
2024-25 Men's Basketball

Game Time: 1:00 PM
Game Duration: 2:02
Attendance: 7,039

Officials: Keith Kimble, Michael Irving, Mike Littlewood

Wisconsin - 75 Record: 17-5 (7-4)

NO.	Name		Min	FG M-A	3P M-A	FT M-A	Rebounds OR	DR	TOT	Fouls PF	FD	TP	AS	TO	ST	Blocks BS	BA	+/-
22	Steven Crowl	F	27:45	1-4	1-3	0-0	0	7	7	3	1	3	1	1	0	1	0	-4
31	Nolan Winter	F	20:19	2-5	2-4	4-6	1	4	5	2	4	10	1	2	0	0	0	2
9	John Tonje	G	37:32	8-18	5-11	6-6	1	1	2	0	4	27	3	2	0	0	2	2
11	Max Klesmit	G	27:01	3-7	1-4	4-4	0	4	4	1	2	11	2	1	0	0	0	1
25	John Blackwell	G	25:40	2-8	1-3	0-0	0	2	2	3	1	5	1	1	1	0	1	4
4	Kamari McGee		22:16	1-2	0-0	2-3	1	1	2	1	2	4	3	1	1	0	1	10
7	Carter Gilmore		24:05	5-7	3-5	2-2	2	5	7	2	2	15	1	0	0	0	0	11
33	Jack Janicki		07:54	0-2	0-2	0-0	1	0	1	1	0	0	1	0	0	0	0	2
13	Xavier Amos		07:28	0-0	0-0	0-0	0	1	1	1	0	0	0	0	0	0	0	2
Team							5	2	7			0		2				
Totals				22-53	13-32	18-21	11	27	38	14	16	75	13	10	2	1	4	6

Technical Fouls::NONE

Shooting By Period		
1st FG%	8-28	28.6%
3PT%	5-18	27.8%
FT%	4-5	80%
2nd FG%	14-25	56.0%
3PT%	8-14	57.1%
FT%	14-16	87.5%
GM FG%	22-53	41.5%
3PT%	13-32	40.6%
FT%	18-21	85.7%

Dead Ball Rebounds: 1, 1

Northwestern - 69 Record: 12-10 (3-8)

NO.	Name		Min	FG M-A	3P M-A	FT M-A	Rebounds OR	DR	TOT	Fouls PF	FD	TP	AS	TO	ST	Blocks BS	BA	+/-
2	Nick Martinelli	F	40:00	6-18	1-5	2-3	1	6	7	2	5	15	2	2	2	0	0	-6
34	Matthew Nicholson	C	29:23	4-5	0-0	2-2	3	3	6	2	1	10	2	0	0	2	1	6
1	Jalen Leach	G	37:12	8-14	5-8	2-2	2	5	7	2	5	23	7	0	0	0	0	0
3	Ty Berry	G	27:17	4-10	4-8	2-2	0	4	4	4	1	14	1	1	1	0	0	0
44	Angelo Ciaravino	G	20:31	0-6	0-3	0-0	0	1	1	2	1	0	2	2	1	1	0	-3
20	Justin Mullins		25:06	2-4	1-3	0-0	0	1	1	3	0	5	1	0	1	0	0	-14
5	Keenan Fitzmorris		10:33	1-1	0-0	0-0	0	0	0	1	0	2	1	0	0	1	0	-12
24	K.J. Windham		09:18	0-1	0-1	0-0	0	2	2	0	1	0	0	0	0	0	0	1
43	Blake Smith		00:40	0-0	0-0	0-0	0	0	0	1	0	0	0	0	0	0	0	-2
Team							1	0	1			0		0				
Totals				25-59	11-28	8-9	7	22	29	17	14	69	16	5	5	4	1	-6

Technical Fouls: Mullins 1st 6:54

Shooting By Period		
1st FG%	11-26	42.3%
3PT%	7-17	41.2%
FT%	2-2	100%
2nd FG%	14-33	42.4%
3PT%	4-11	36.4%
FT%	6-7	85.7%
GM FG%	25-59	42.4%
3PT%	11-28	39.3%
FT%	8-9	88.9%

Dead Ball Rebounds: 0, 0

	UW	NU
Biggest lead	11 (2nd 4:30)	9 (2nd 14:40)
Best Scoring Run	8(1st 5:46)	8(1st 17:19)
Lead Changes	3	
Times Tied	7	
Time with Lead	10:16	25:15

Points from	UW	NU
Turnovers	0	7
Paint	16	18
Second Chance	12	14
Fast Breaks	2	7
Bench	19	7

Period by Period Scoring	1st	2nd	TOT
UW	25	50	75
NU	31	38	69

GAME 23: #21 WISCONSIN 76, INDIANA 64

Feb. 4, 2025 • Madison, WI. • Kohl Center

Official Basketball Box Score - Final
Indiana at Wisconsin
02/04/25 Kohl Center, Madison
2024-25 Men's Basketball

Game Time: 8:00 PM
Game Duration: 1:50
Attendance: 14,447

Officials: Randy Richardson, Tim Corner, Bart Lenox

Indiana - 64 Record: 14-9 (5-7)

NO.	Name		Min	FG M-A	3P M-A	FT M-A	Rebounds OR	DR	TOT	Fouls PF	FD	TP	AS	TO	ST	Blocks BS	BA	+/-
5	Malik Reneau	F	17:01	3-6	0-0	0-0	0	6	6	1	2	6	0	0	0	0	1	-7
21	Mackenzie Mgbako	F	24:26	5-13	1-7	4-4	3	1	4	2	2	15	0	2	0	1	0	-17
11	Oumar Ballo	C	26:30	1-3	0-0	2-4	2	4	6	0	3	4	0	3	1	2	1	-16
1	Myles Rice	G	29:57	3-4	0-1	4-5	0	3	3	3	4	10	3	3	1	0	0	4
3	Anthony Leal	G	11:15	0-4	0-2	0-0	0	2	2	0	0	0	0	0	0	0	1	-22
10	Luke Goode		34:54	4-12	3-9	0-0	1	4	5	3	2	11	1	0	2	0	0	-2
32	Trey Galloway		32:00	4-8	1-5	0-0	1	3	4	3	0	9	5	3	1	0	0	-3
8	Bryson Tucker		23:57	3-7	2-3	1-2	2	4	6	2	2	9	0	0	0	0	0	3
Team							0	0	0			0		0				
Totals				23-57	7-27	11-15	9	27	36	14	15	64	9	11	5	3	3	-12

Technical Fouls::NONE

Shooting By Period		
1st FG%	10-29	34.5%
3PT%	4-15	26.7%
FT%	4-5	80%
2nd FG%	13-28	46.4%
3PT%	3-12	25.0%
FT%	7-10	70%
GM FG%	23-57	40.4%
3PT%	7-27	25.9%
FT%	11-15	73.3%

Dead Ball Rebounds: 1, 2

Wisconsin - 76 Record: 18-5 (8-4)

NO.	Name		Min	FG M-A	3P M-A	FT M-A	Rebounds OR	DR	TOT	Fouls PF	FD	TP	AS	TO	ST	Blocks BS	BA	+/-
22	Steven Crowl	F	23:46	1-3	1-2	0-0	0	3	3	2	0	3	1	0	2	1	0	19
31	Nolan Winter	F	20:53	5-7	2-3	0-0	3	2	5	2	2	12	1	0	0	0	1	13
9	John Tonje	G	32:47	5-11	1-5	4-6	0	5	5	0	4	15	1	1	1	0	0	16
11	Max Klesmit	G	25:12	4-10	2-6	3-3	0	1	1	2	3	13	6	0	3	1	1	18
25	John Blackwell	G	29:12	3-12	0-2	2-2	1	7	8	2	1	8	1	3	2	0	1	15
7	Carter Gilmore		18:38	3-4	3-3	1-2	1	2	3	0	1	10	1	0	0	1	0	9
4	Kamari McGee		18:47	3-7	3-5	0-0	1	2	3	3	0	9	1	0	0	0	0	6
33	Jack Janicki		11:33	0-1	0-0	0-0	0	1	1	1	1	0	1	0	0	0	0	-2
13	Xavier Amos		13:03	2-4	0-2	2-4	1	2	3	2	2	6	0	1	0	0	0	-5
15	Isaac Gard		01:17	0-0	0-0	0-0	0	0	0	0	0	0	0	0	0	0	0	-6
18	Riccardo Greppi		01:17	0-0	0-0	0-0	0	1	1	1	0	0	0	0	0	0	0	-6
35	Markus Ilver		01:17	0-1	0-1	0-0	0	0	0	0	0	0	0	0	0	0	0	-6
2	Jack Robison		01:09	0-0	0-0	0-0	0	0	0	0	0	0	0	0	0	0	0	-6
5	Daniel Freitag		01:09	0-0	0-0	0-0	0	0	0	0	0	0	0	1	0	0	0	-5
Team							1	2	3			0		0				
Totals				26-60	12-29	12-17	8	28	36	15	14	76	13	6	8	3	3	12

Technical Fouls::NONE

Shooting By Period		
1st FG%	14-31	45.2%
3PT%	9-16	56.3%
FT%	3-4	75%
2nd FG%	12-29	41.4%
3PT%	3-13	23.1%
FT%	9-13	69.2%
GM FG%	26-60	43.3%
3PT%	12-29	41.4%
FT%	12-17	70.6%

Dead Ball Rebounds: 2, 0

	IU	UW
Biggest lead	0 (1st 20:00)	23 (2nd 5:00)
Best Scoring Run	6(2nd 7:17)	11(1st 15:40)
Lead Changes	0	
Times Tied	0	
Time with Lead	00:00	39:14

Points from	IU	UW
Turnovers	7	18
Paint	26	26
Second Chance	9	10
Fast Breaks	4	11
Bench	29	25

Period by Period Scoring	1st	2nd	TOT
IU	28	36	64
UW	40	36	76

GAME 24: #21 WISCONSIN 74, IOWA 63

Feb. 8, 2025 • Iowa City, IA. • Carver-Hawkeye Arena

Official Basketball Box Score - Final
Wisconsin at Iowa
02/08/25 Carver-Hawkeye Arena , Iowa City
2024-25 Men's Basketball

Game Time: 12:02 PM
Game Duration: 1:53
Attendance: 12,693

Officials: Keith Kimble, Thomas Nunez, Steve McJunkins

Wisconsin - 74 Record: 19-5 (9-4)

NO.	Name		Min	FG M-A	3P M-A	FT M-A	Rebounds OR	DR	TOT	Fouls PF	FD	TP	AS	TO	ST	Blocks BS	BA	+/-
22	Steven Crowl	F	30:26	2-7	1-4	2-2	2	6	8	2	2	7	2	1	3	1	2	15
31	Nolan Winter	F	19:03	2-8	0-3	0-0	3	4	7	0	0	4	0	1	0	0	0	1
9	John Tonje	G	33:14	5-11	3-9	9-10	0	6	6	2	5	22	4	2	0	1	0	20
11	Max Klesmit	G	29:59	3-8	2-6	1-2	0	2	2	0	1	9	2	1	0	0	0	7
25	John Blackwell	G	33:03	7-15	3-7	2-3	1	5	6	2	4	19	2	3	1	0	0	4
4	Kamari McGee		20:44	2-2	1-1	0-0	1	1	2	2	2	5	2	1	1	0	0	2
7	Carter Gilmore		22:43	1-5	1-3	0-0	1	3	4	5	1	3	2	0	0	0	0	-3
33	Jack Janicki		04:23	1-2	1-2	0-0	0	0	0	1	0	3	0	0	0	0	0	0
13	Xavier Amos		06:27	1-3	0-0	0-0	2	0	2	0	0	2	1	0	0	0	1	9
Team							2	3	5			0		0				
Totals				24-61	12-35	14-17	12	30	42	14	15	74	15	9	5	2	3	11

Technical Fouls::NONE

Shooting By Period		
1st FG%	14-30	46.7%
3PT%	7-17	41.2%
FT%	2-3	66.7%
2nd FG%	10-31	32.3%
3PT%	5-18	27.8%
FT%	12-14	85.7%
GM FG%	24-61	39.3%
3PT%	12-35	34.3%
FT%	14-17	82.4%

Dead Ball Rebounds: 1, 0

Iowa - 63 Record: 13-10 (4-8)

NO.	Name		Min	FG M-A	3P M-A	FT M-A	Rebounds OR	DR	TOT	Fouls PF	FD	TP	AS	TO	ST	Blocks BS	BA	+/-
7	Seydou Traore	F	29:52	4-13	1-4	0-0	1	5	6	3	0	9	3	1	0	2	0	-11
20	Payton Sandfort	F	34:00	2-11	1-7	2-2	1	7	8	2	4	7	1	1	3	1	0	-6
44	Riley Mulvey	C	09:29	0-0	0-0	0-0	0	0	0	0	0	0	1	0	1	0	0	-1
3	Drew Thelwell	G	25:12	3-9	1-3	4-4	2	2	4	0	3	11	3	3	0	0	0	-5
4	Josh Dix	G	34:57	5-12	3-6	0-0	0	5	5	2	2	13	2	1	1	0	0	-13
13	Ladji Dembele		24:15	3-5	1-1	0-0	2	2	4	4	0	7	0	2	0	0	1	-15
24	Pryce Sandfort		24:28	6-9	1-3	1-3	2	2	4	0	5	14	2	0	0	0	1	-6
2	Brock Harding		09:56	0-3	0-1	0-0	1	0	1	3	0	0	0	1	0	0	0	-3
0	Even Brauns		06:16	0-0	0-0	0-0	0	1	1	0	0	0	0	0	0	0	0	5
14	Carter Kingsbury		01:36	1-1	0-0	0-0	1	1	2	1	0	2	0	0	0	0	0	0
Team							1	2	3			0		0				
Totals				24-63	8-25	7-9	11	27	38	15	14	63	12	9	5	3	2	-11

Technical Fouls::NONE

Shooting By Period		
1st FG%	16-36	44.4%
3PT%	5-13	38.5%
FT%	2-2	100%
2nd FG%	8-27	29.6%
3PT%	3-12	25.0%
FT%	5-7	71.4%
GM FG%	24-63	38.1%
3PT%	8-25	32.0%
FT%	7-9	77.8%

Dead Ball Rebounds: 0, 0

	WIS	IOWA
Biggest lead	11 (2nd 0:38)	6 (1st 15:10)
Best Scoring Run	9(1st 9:52)	8(1st 16:12)
Lead Changes	10	
Times Tied	12	
Time with Lead	13:42	17:34

Points from	WIS	IOWA
Turnovers	7	13
Paint	20	20
Second Chance	5	8
Fast Breaks	3	9
Bench	13	23

Period by Period Scoring	1st	2nd	TOT
WIS	37	37	74
IOWA	39	24	63

GAME 25: #16 WISCONSIN 94, #7 PURDUE 84

Feb. 15, 2025 • West Lafayette, IN. • Mackey Arena

Official Basketball Box Score - Final
Wisconsin at Purdue
02/15/25 Mackey Arena, West Lafayette
2024-25 Men's Basketball

Game Time: 1:00 PM
Game Duration: 2:11
Attendance: 14,876

Officials: Brian Dorsey, DJ Carstensen, John Floyd

Wisconsin - 94 **Record: 20-5 (10-4)**

NO.	Name		Min	FG M-A	3P M-A	FT M-A	Rebounds OR	DR	TOT	Fouls PF	FD	TP	AS	TO	ST	Blocks BS	BA	+/-
22	Steven Crowl	F	20:25	1-1	1-1	0-0	0	1	1	4	0	3	3	0	0	0	0	2
31	Nolan Winter	F	28:05	4-7	2-5	2-4	0	5	5	3	2	12	0	0	1	0	0	2
9	John Tonje	G	34:26	10-15	4-9	8-9	0	6	6	0	8	32	3	2	0	1	0	11
11	Max Klesmit	G	33:28	5-10	1-6	6-7	0	2	2	0	7	17	6	1	1	0	0	16
25	John Blackwell	G	27:46	5-8	1-3	0-2	2	2	4	2	1	11	2	0	0	0	0	4
7	Carter Gilmore		24:17	1-2	0-1	0-0	0	1	1	3	1	2	1	0	0	2	0	14
4	Kamari McGee		07:06	1-1	0-0	2-2	0	1	1	1	2	4	1	0	0	0	0	0
13	Xavier Amos		07:13	1-2	0-1	0-0	0	2	2	1	0	2	0	0	0	0	0	2
33	Jack Janicki		17:14	4-6	3-4	0-0	0	1	1	0	0	11	2	0	0	1	0	-1
Team							0	0	0			0		0				
Totals				32-52	12-30	18-24	2	21	23	14	21	94	18	3	2	4	0	10

Technical Fouls:: NONE

Shooting By Period		
1st FG%	14-27	51.9%
3PT%	6-18	33.3%
FT%	2-4	50%
2nd FG%	18-25	72.0%
3PT%	6-12	50.0%
FT%	16-20	80%
GM FG%	32-52	61.5%
3PT%	12-30	40.0%
FT%	18-24	75.0%

Dead Ball Rebounds: 3, 2

Purdue - 84 **Record: 19-7 (11-4)**

NO.	Name		Min	FG M-A	3P M-A	FT M-A	Rebounds OR	DR	TOT	Fouls PF	FD	TP	AS	TO	ST	Blocks BS	BA	+/-
1	Caleb Furst	F	24:27	2-2	0-0	1-2	0	1	1	5	2	5	0	1	0	0	0	3
4	Trey Kaufman-Renn	F	37:26	12-16	0-0	6-9	1	3	4	4	7	30	5	1	1	0	1	-5
0	C.J. Cox	G	26:43	4-8	3-6	2-2	1	5	6	2	1	13	1	0	1	0	0	-11
2	Fletcher Loyer	G	27:49	4-8	2-4	5-6	1	3	4	1	3	15	1	1	0	0	0	-7
3	Braden Smith	G	40:00	2-10	0-2	2-2	0	5	5	3	1	6	12	1	0	0	3	-10
23	Camden Heide		16:19	1-3	1-3	0-0	0	2	2	2	0	3	2	0	0	0	0	-14
24	Gicarri Harris		08:45	1-2	1-2	0-0	0	1	1	0	0	3	0	0	0	0	0	-1
34	Raleigh Burgess		00:49	0-0	0-0	0-0	0	0	0	0	0	0	0	0	0	0	0	-1
5	Myles Colvin		17:43	3-7	3-5	0-0	0	1	1	4	0	9	0	0	0	0	0	-4
Team							1	0	1			0		0				
Totals				29-56	10-22	16-21	4	21	25	21	14	84	21	4	2	0	4	-10

Technical Fouls:: NONE

Shooting By Period		
1st FG%	12-25	48.0%
3PT%	3-8	37.5%
FT%	10-14	71.4%
2nd FG%	17-31	54.8%
3PT%	7-14	50.0%
FT%	6-7	85.7%
GM FG%	29-56	51.8%
3PT%	10-22	45.5%
FT%	16-21	76.2%

Dead Ball Rebounds: 5, 0

	WIS	PUR
Biggest lead	12 (2nd 0:14)	9 (1st 5:31)
Best Scoring Run	11(2nd 13:34)	10(1st 15:27)
Lead Changes	7	
Times Tied	5	
Time with Lead	19:27	17:51

Points from	WIS	PUR
Turnovers	5	5
Paint	36	36
Second Chance	3	9
Fast Breaks	8	12
Bench	19	15

Period by Period Scoring	1st	2nd	TOT
WIS	36	58	94
PUR	37	47	84

SPECIAL STATISTICS

Game	Pts off T/O (Wis / Opp)	Pts in Paint (Wis / Opp)	2nd Chance Pts (Wis / Opp)	Fast Break Pts (Wis / Opp)	Bench Pts (Wis / Opp)
11/04/24 | HOLY CROSS	17 / 10	34 / 16	13 / 3	12 / 8	17 / 22
11/07/24 | MONTANA STATE	10 / 12	24 / 14	10 / 4	9 / 6	15 / 16
11/10/24 | APP STATE	16 / 2	48 / 24	10 / 10	8 / 0	20 / 18
11/15/24 | #9 ARIZONA	14 / 12	26 / 42	5 / 24	8 / 13	23 / 19
11/18/24 | UTRGV	15 / 6	28 / 24	16 / 14	14 / 6	12 / 31
11/22/24 | vs. UCF	12 / 12	38 / 32	7 / 13	10 / 12	27 / 30
11/24/24 | vs. Pitt	10 / 11	46 / 44	11 / 4	11 / 6	10 / 19
11/30/24 | CHICAGO STATE	19 / 6	26 / 18	12 / 2	5 / 11	19 / 23
12/03/24 | MICHIGAN	11 / 13	28 / 34	12 / 12	4 / 19	12 / 6
12/07/24 | at Marquette	7 / 18	28 / 44	16 / 19	4 / 6	12 / 10
12/10/24 | at Illinois	10 / 14	34 / 32	12 / 16	2 / 4	19 / 7
12/14/24 | vs. Butler	10 / 5	40 / 24	11 / 10	5 / 12	13 / 14
12/22/24 | DETROIT MERCY	10 / 12	36 / 14	16 / 2	7 / 9	22 / 8
1/03/25 | IOWA	8 / 21	38 / 34	12 / 11	13 / 14	32 / 18
1/06/25 | RUTGERS	6 / 15	38 / 28	8 / 6	10 / 12	13 / 41
1/10/25 | MINNESOTA	19 / 13	22 / 24	18 / 10	6 / 6	14 / 18
1/14/25 | OHIO STATE	13 / 9	28 / 32	7 / 14	8 / 11	16 / 16
1/18/25 | USC	22 / 13	38 / 28	8 / 8	13 / 9	16 / 23
1/21/25 | UCLA	13 / 10	20 / 30	13 / 10	0 / 4	12 / 41
1/26/25 | NEBRASKA	17 / 3	26 / 20	5 / 10	12 / 7	27 / 21
1/29/25 | MARYLAND	11 / 11	24 / 20	12 / 7	4 / 9	11 / 6
2/01/25 | NORTHWESTERN	0 / 7	16 / 18	12 / 14	2 / 7	19 / 7
2/04/25 | INDIANA	18 / 7	26 / 26	10 / 9	11 / 4	25 / 29
2/08/25 | IOWA	7 / 13	20 / 20	5 / 8	3 / 9	13 / 23
2/15/25 | PURDUE	5 / 5	36 / 36	3 / 9	8 / 12	19 / 15
RUNNING TOTAL	**279 / 260**	**768 / 614**	**264 / 253**	**189 / 216**	**441 / 481**
PER GAME AVERAGE	**11.2 / 10.4**	**30.7 / 26.0**	**10.6 / 10.1**	**7.6 / 8.6**	**17.6 / 19.2**

TEAM SUPERLATIVES

WISCONSIN	HIGH		LOW	
• Points	116	vs. Iowa (1/3/25)	64	vs. Michigan (12/3/24)
• First-Half Points	55	vs. #9 Arizona (11/15/24)	25	at Northwestern (2/1/25)
• Second-Half Points	62	vs. Iowa (1/3/25)	32	2x; MR at Rutgers (1/6/25)
• Field Goals Made	40	vs. Iowa (1/3/25)	20	vs. Ohio State (1/14/25)
• Field Goal Attempts	70	vs. Appalachian State (11/10/24)	48	vs. Ohio State (1/14/25)
• Field Goal Percentage	.645 (40-62)	vs. Iowa (1/3/25)	.344 (22-64)	vs. Michigan (12/3/24)
• 3-Point Field Goals Made	21	vs. Iowa (1/3/25)	5	2x; MR vs. Ohio State (1/14/25)
• 3-Point Field Goal Attempts	37	vs. Nebraska (1/26/25)	20	2x; MR vs. Pitt (11/24/24)
• 3-Point Field Goal Pct. (min. 15 att.)	.677 (21-31)	vs. Iowa (1/3/25)	.200 (7-35)	vs. Detroit Mercy (12/22/24)
• Free Throws Made	41	vs. #9 Arizona (11/15/24)	6	2x; MR vs. Nebraska (1/26/25)
• Free Throw Attempts	47	vs. #9 Arizona (11/15/24)	6	at Rutgers (1/6/25)
• Free Throw Pct. (min. 15 att.)	1.000 (16-16)	vs. Holy Cross (11/4/24)	.667 (14-21)	at Illinois (12/10/24)
• Offensive Rebounds	16	2x; MR vs. Detroit Mercy (12/22/24)	2	2x; MR at #7 Purdue (2/15/25)
• Defensive Rebounds	38	vs. Nebraska (1/26/25)	18	at Illinois (12/10/24)
• Total Rebounds	50	vs. Detroit Mercy (12/22/24)	23	at #7 Purdue (2/15/25)
• Fouls	31	vs. #9 Arizona (11/15/24)	10	vs. Chicago St (11/30/24)
• Assists	26	vs. Iowa (1/3/25)	6	vs. Ohio State (1/14/25)
• Turnovers	16	2x; MR at Rutgers (1/6/25)	2	vs. Butler (12/14/24)
• Steals	14	vs. Appalachian State (11/10/24)	2	5x; MR at #7 Purdue (2/15/25)
• Blocked Shots	6	vs. Detroit Mercy (12/22/24)	0	2x; MR vs. Iowa (1/3/25)

OPPONENT	HIGH		LOW	
• Points	88	2x; MR at #5 Marquette (12/7/24)	53	2x; MR vs. Detroit Mercy (12/22/24)
• First-Half Points	52	vs. UTRGV (11/18/24)	20	2x; MR vs. Ohio State (1/14/25)
• Second-Half Points	51	at #5 Marquette (12/7/24)	24	at Iowa (2/8/25)
• Field Goals Made	32	vs. Iowa (1/3/25)	20	vs. Chicago St (11/30/24)
• Field Goal Attempts	74	vs. #9 Arizona (11/15/24)	51	vs. Butler (12/14/24)
• Field Goal Percentage	.518 (29-56)	at #7 Purdue (2/15/25)	.333 (22-66)	vs. Detroit Mercy (12/22/24)
• 3-Point Field Goals Made	13	vs. UTRGV (11/18/24)	2	vs. UCF (11/22/24)
• 3-Point Field Goal Attempts	33	2x; MR at Illinois (12/10/24)	8	vs. Detroit Mercy (12/22/24)
• 3-Point Field Goal Pct. (min. 15 att.)	.500 (12-24)	at Maryland (1/29/25)	.118 (2-17)	vs. UCF (11/22/24)
• Free Throws Made	28	vs. #9 Arizona (11/15/24)	3	vs. Nebraska (1/26/25)
• Free Throw Attempts	40	vs. #9 Arizona (11/15/24)	6	vs. Detroit Mercy (12/22/24)
• Free Throw Pct. (min. 15 att.)	.880 (22-25)	at Illinois (12/10/24)	.462 (6-13)	at Rutgers (1/6/25)
• Offensive Rebounds	24	vs. #9 Arizona (11/15/24)	3	vs. Holy Cross (11/4/24)
• Defensive Rebounds	30	vs. Michigan (12/3/24)	14	vs. Iowa (1/3/25)
• Total Rebounds	52	vs. #9 Arizona (11/15/24)	21	2x; MR vs. Iowa (1/3/25)
• Fouls	32	vs. #9 Arizona (11/15/24)	11	vs. Nebraska (1/26/25)
• Assists	21	at #7 Purdue (2/15/25)	5	vs. Detroit Mercy (12/22/24)
• Turnovers	18	vs. Appalachian State (11/10/24)	4	at #7 Purdue (2/15/25)
• Steals	9	at #5 Marquette (12/7/24)	1	2x; MR vs. Butler (12/14/24)
• Blocked Shots	11	vs. Michigan (12/3/24)	0	3x MR at #7 Purdue (2/15/25)

MISCELLANEOUS	HIGH	SECOND-HIGHEST
• UW's Largest Deficit Overcome in Win	16 (5-21, 13:39 1H) vs. Holy Cross (11/4/24)	14 (11-25, 7:29 1H) vs. Pitt (11/24/24)
• UW's Largest Deficit Overcome in Win (2nd Half/OT)	9 (2x) MR (35-44, 14:40 2H) at Northwestern (2/1/25)	7 (54-61, 15:44 2H) vs. UTRGV (11/18/24)
• UW's Largest Lead Surrendered in Loss	9 (2x) MR (41-32, 0:07 1H) at UCLA (1/21/25)	7 (23-16, 6:52 1H) at Maryland (1/29/25)
• UW's Largest Lead Surrendered in Loss (2nd Half/OT)	7 (43-36, 19:42 2H) at UCLA (1/21/25)	6 (2x) MR (42-36, 16:24 2H) at Maryland (1/29/25)
• UW's Largest Halftime Lead	17 vs. Ohio State (1/14/25)	16 vs. Appalachian State (11/10/24)
• UW's Largest Halftime Deficit	7 vs. Pitt (11/24/24)	6 at Northwestern (2/1/25)
• UW's Largest Lead	34 (116-82 , 0:21 2H) 2x; MR vs. Iowa (1/3/25)	32 (68-36, 7:57 2H) vs. Detroit Mercy (12/22/24)
• UW's Largest Deficit	16 (5-21, 13:39 1H) vs. Holy Cross (11/4/24)	15 (70-55, 8:49 2H) at #5 Marquette (12/7/24)

INDIVIDUAL SUPERLATIVES

WISCONSIN	HIGH		SECOND-HIGHEST	
• Points	41	John Tonje vs. #9 Arizona (11/15/24)	33	John Tonje vs. Pitt (11/24/24)
• First-Half Points	22	John Tonje vs. #9 Arizona (11/15/24)	16	3x; MR Tonje at Northwestern (2/1/25)
• Second-Half Points	25	John Tonje vs. Pitt (11/24/24)	22	John Tonje at #7 Purdue (2/15/25)
• Field Goals Made	11	4x; MR Blackwell at USC (1/18/25)	10	John Tonje at #7 Purdue (2/15/25)
• Field Goal Attempts	19	2x; MR Tonje vs. Nebraska (1/26/25)	18	3x; MR Tonje at Northwestern (2/1/25)
• Field Goal Percentage (min. 7 att)	.889 (8-9)	John Tonje at UCLA (1/21/25)	.857 (6-7)	2x; MR Winter at USC (1/18/25)
• 3-Point Field Goals Made	6	4x; MR Tonje at UCLA (1/21/25)	5	3x; MR Tonje at Northwestern (2/1/25)
• 3-Point Field Goal Attempts	11	4x; MR Tonje at Northwestern (2/1/25)	10	John Blackwell vs. Iowa (1/3/25)
• 3-Point Field Goal Pct. (min. 5 att.)	.857 (6-7)	John Tonje at UCLA (1/21/25)	.800 (4-5)	Kamari McGee vs Iowa (1/3/25)
• Free Throws Made	21	John Tonje vs. #9 Arizona (11/15/24)	10	4x; MR Blackwell at UCLA (1/21/25)
• Free Throw Attempts	22	John Tonje vs. #9 Arizona (11/15/24)	12	John Tonje vs. Ohio State (1/14/25)
• Free Throw Pct. (min. 9 att.)	1.000 (10-10)	3x; MR Tonje vs. Ohio State (1/14/25)	.955 (21-22)	John Tonje vs. #9 Arizona (11/15/24)
• Offensive Rebounds	6	Nolan Winter vs. App State (11/10/24)	5	2x; MR Winter vs. Detroit Mercy (12/22/24)
• Defensive Rebounds	8	2x; MR Tonje at Rutgers (1/6/25)	7	8x; MR Blackwell vs Indiana (2/4/25)
• Total Rebounds	11	2x; MR Winter vs. Detroit Mercy (12/22/24)	10	2x; MR Crowl at Rutgers (1/6/25)
• Fouls	5	9x; MR Gilmore at Iowa (2/8/25)	4	11x; MR Crowl at #7 Purdue (2/15/25)
• Assists	6	4x; MR Klesmit at #7 Purdue (2/15/25)	5	8x; MR Gilmore at UCLA (1/21/25)
• Turnovers	5	3x; Blackwell at Rutgers (1/6/25)	4	5x; MR Blackwell at UCLA (1/21/25)
• Steals	5	Max Klesmit vs. Appalachian State (11/10/24)	3	4x; MR Crowl at Iowa (2/8/25)
• Blocked Shots	3	2x; MR Janicki vs. Detroit Mercy (12/22/24)	2	5x; MR Gilmore at #7 Purdue (2/15/25)

OPPONENT	HIGH		SECOND-HIGHEST	
• Points	32	Kam Jones at #5 Marquette (12/7/24)	30	Trey Kaufman-Renn at #7 Purdue (2/15/25)
• First-Half Points	16	2x; MR Bradley vs. #9 Arizona (11/15/24)	14	3x; MR Garcia vs. Minnesota (1/10/25)
• Second-Half Points	21	Trey Kaufman-Renn at #7 Purdue (2/15/25)	19	2x; MR Thornton vs Ohio State (1/14/25)
• Field Goals Made	12	2x; MR Kaufman-Renn at #7 Purdue (2/15/25)	9	4x; MR Thelwell vs. Iowa (1/3/25)
• Field Goal Attempts	21	Kam Jones at #5 Marquette (12/7/24)	20	Lovejoy vs. Detroit Mercy (12/22/24)
• Field Goal Percentage (min. 7 att)	1.000 (7-7)	Aday Mara at UCLA (1/21/25)	.875 (7-8)	Cameron Corhen vs. Pitt (11/24/24)
• 3-Point Field Goals Made	5	Jalen Leach at Northwestern (2/1/25)	4	5x; MR Berry at Northwestern (2/1/25)
• 3-Point Field Goal Attempts	9	2x; MR Goode vs Indiana (2/4/25)	8	5x; MR 2 Players at Northwestern (2/1/25)
• 3-Point Field Goal Pct. (min. 5 att.)	.800 (4-5)	Selton Miguel at Maryland (1/29/25)	.625 (5-8)	Jalen Leach at Northwestern (2/1/25)
• Free Throws Made	9	Tre White at Illinois (12/10/24)	8	2x; MR Mara at UCLA (1/21/25)
• Free Throw Attempts	13	Jaden Bradley vs. #9 Arizona (11/15/24)	11	Aday Mara at UCLA (1/21/25)
• Free Throw Pct. (min. 8 att.)	.900 (9-10)	Tre White at Illinois (12/10/24)	.889 (8-9)	Chase Ross at #5 Marquette (12/7/24)
• Offensive Rebounds	7	Tobe Awaka vs. #9 Arizona (11/15/24)	5	Ivan Njegovan vs Ohio State (1/14/25)
• Defensive Rebounds	10	2x; MR Queen at Maryland (1/29/25)	9	2x; MR Agbo at USC (1/18/25)
• Total Rebounds	13	Tobe Awaka vs. #9 Arizona (11/15/24)	12	Derik Queen at Maryland (1/29/25)
• Fouls	5	9x; Furst at #7 Purdue (2/15/25)	4	29x; 2 Players at #7 Purdue (2/15/25)
• Assists	12	Braden Smith at #7 Purdue (2/15/25)	7	2x; MR Leach at Northwestern (2/1/25)
• Turnovers	5	3x; MR Claude at USC (1/18/25)	4	11x; MR Gillespie at Maryland (1/29/25)
• Steals	4	2x; MR Thelwell vs. Iowa (1/3/25)	3	5x; MR Sandfort at Iowa (2/8/25)
• Blocked Shots	5	Danny Wolf vs. Michigan (12/3/24)	3	2x; MR Screen vs. Butler (12/14/24)

THE LAST TIME WISCONSIN...

Wisconsin Team

UW ranked No. 1 in AP Top 25: Feb. 21, 2007
UW ranked in AP Top 25: No. 11 (2/17/25)
UW ranked in USA Today Coaches Poll: No. 11 (2/17/25)
Played AP No. 1-ranked opponent: Loss at Arizona, 98-73 (12/9/23)
Defeated AP No. 1-ranked opponent: Villanova, 65-62 (3/18/17)
Played AP No. 2-ranked opponent: Loss vs. Purdue, 69-75 (2/4/24)
Defeated opponent ranked 3-10 by AP: Win vs. No. 7 Purdue, 94-84 (2/15/25)
Defeated opponent ranked 11-25 by AP: Win vs. No. 24 Virginia, 65-41 (11/20/23)
Defeated AP Top 25 opponent on the road: Win at No. 7 Purdue, 94-84 (2/15/25)

Scoring

Scored 20 or more points: 32, John Tonje at No. 7 Purdue (2/15/25)
Scored 30 or more points: 32, John Tonje at No. 7 Purdue (2/15/25)
Scored 40 or more points: 41, John Tonje vs. #9 Arizona (11/15/24)
Two or more Badgers scored 30 points, same game: Joe Franklin (31) and Chuck Nagle (30) vs. Purdue (3/2/68) — only other time this happened in school history was Jack Brens (31) and Ken Siebel (31) vs. Utah (12/28/62)
Two or more Badgers scored 20 points, same game: John Tonje (24) and John Blackwell (23) at UCLA (1/21/25)
Three or more Badgers scored 20 points, same game: Jon Leuer (24), Josh Gasser (21), Jordan Taylor (20), vs. PVAMU (11/14/10)
Scored 20 points in one half: John Tonje 22 points 2H at No. 7 Purdue (2/15/25)
Scored 20 points/two straight games: John Tonje (22 at Iowa, 2/8/25; 32 at No. 7 Purdue, 2/15/25)
Scored 20 points/three straight games: John Tonje (24 at UCLA, 1/21/25; 27 vs. Nebrask, 1/26/25; 23 at Maryland, 1/29/25; 27 at Northwestern, 2/1/25)
Scored 20 points/four straight games: John Tonje (24 at UCLA, 1/21/25; 27 vs. Nebrask, 1/26/25; 23 at Maryland, 1/29/25; 27 at Northwestern, 2/1/25)
Scored 20 points/five straight games: Johnny Davis (26 vs. Iowa, 1/6/22; 37 at #3 Purdue, 1/3/22; 20 vs. Illinois State, 12/29/21; 24 at #21 Ohio State, 12/11/21; 23 vs. Indiana, 12/8/21)
Scored 30 points/two straight games: Michael Finley (30 at Michigan, 1/29/94; 32 vs. Michigan State, 2/2/94)
No Badger scored in double figures: vs. Marquette (12/8/12)
One Badger scored in double figures: 14, Connor Essegian at Indiana (1/14/23)
Four players scored in double figures: Nolan Winter (12), John Tonje (32), Max Klesmit (17), Jack Janicki (11), and John Blackwell (11) at No. 7 Purdue (2/15/25)
Five players scored in double figures: Nolan Winter (12), John Tonje (32), Max Klesmit (17), Jack Janicki (11), and John Blackwell (11) at No. 7 Purdue (2/15/25)
Six players scored in double figures: Reuvers (19), Davison (15), Ford (12), King (12), Trice (11) and Pritzl (10) vs. Green Bay (11/21/19)
UW Scored 70 or more points: 94, at No. 7 Purdue (2/15/25)
UW Scored 80 or more points: 94, at No. 7 Purdue (2/15/25)
UW Scored 90 or more points: 94, at No. 7 Purdue (2/15/25)
UW Scored 100 or more points: 116, vs. Iowa (1/3/25)

Field Goal Shooting

Shot 90 percent or better (min. 10 att.): .900 (9-10), Carlton McGee vs. Michigan (2/26/92)
UW shot 50 percent or better: .615 (32-52), at No. 7 Purdue (2/15/25)
UW shot 60 percent or better: .615 (32-52), at No. 7 Purdue (2/15/25)
UW shot 70 percent or better: .744, vs. Army (12/30/79)
UW made 30 or more field goals: 32, at No. 7 Purdue (2/15/25)
UW made 40 or more field goals: 40, vs. Iowa (1/3/25)
UW made 50 or more field goals: Has not happened
UW attempted 60 or more field goals: 61, at Iowa (2/8/25)
UW attempted 70 or more field goals: 70, vs. Appalachian State (11/10/24)
UW attempted 80 or more field goals: 83, vs. Northwestern (1/28/95)
UW attempted 100 or more field goals: 102, vs. South Dakota (12/9/72)

3-Point Field Goal Shooting

Made 5 or more 3-point field goals: John Tonje (5-11 3FG) at Northwestern (2/1/25)
UW shot 40 percent or better (min. 8 att.): .400 (12-30) at No. 7 Purdue (2/15/25)
UW shot 50 percent or better (min. 8 att.): .500 (15-30) at UCLA (1/21/25)
UW shot 60 percent or better (min. 8 att.): .677 (21-31) vs. Iowa (1/3/25)
UW shot 70 percent or better (min. 8 att.): .727, at Indiana (2/25/10)
UW shot 80 percent or better (min. 8 att.): .889, vs. North Dakota St. (12/10/86)
UW shot 90 percent or better (min. 8 att.): .900, at Illinois (1/25/97)
UW made 10 or more 3-point field goals: 12, at No. 7 Purdue (2/15/25)
UW made 15 or more 3-point field goals: 17, vs Nebraska (1/26/25)
UW attempted 30 or more 3-point field goals: 30, at No. 7 Purdue (2/15/25)
UW attempted 40 or more 3-point field goals: 40, vs. Temple (12/3/01)

Double-Double / Triple-Double

Triple-double: Ethan Happ (13 pts, 12 reb, 11 ast) vs. Northwestern (1/26/19)
Double-double (Pts/Reb): Steven Crowl (18 pts, 10 reb) at Rutgers (1/6/25)
Double-double (Pts/Ast): Ethan Happ (10 pts, 11 reb, 12 ast) vs. Coppin St. (11/6/18)
Double-double (Ast/Reb): Ethan Happ (10 pts, 11 reb, 12 ast) vs. Coppin St. (11/6/18)
Double-double in consecutive games: Tyler Wahl vs. Iowa (2/22), at Michigan (2/26/23)
Two with double-double: Storr (14p, 12r) and Crowl (16p, 10r) vs. Ohio St (2/13/24)

Free Throw Shooting

Perfect at the FT line (min. 10 att.): 10-10, John Tonje vs. Ohio State (1/14/25)
UW shot 80 percent or better (min. 12 att.): .824 (14-17), at Iowa (2/8/25)
UW shot 90 percent or better (min. 12 att.): .926 (25-27), vs. Butler (12/14/24)
UW shot 100 percent (min. 12 att.): 16-16, vs. Holy Cross (11/4/24)
UW made 20 or more free throws: 25, vs. Ohio State (1/14/25)
UW made 30 or more free throws: 41, vs. #9 Arizona (11/15/24)
UW made 40 or more free throws: 41 vs. #9 Arizona (11/15/24)
UW attempted 30 or more free throws: 32, vs. UTRGV (11/18/24)
UW attempted 40 or more free throws: 47, vs. #9 Arizona (11/15/24)
UW attempted 50 or more free throws: 50, at Indiana (2/12/62)
UW attempted 60 or more free throws: 61, at Michigan (2/21/53)

Rebounds

Had 10+ rebounds: 10, Steven Crowl at Rutgers (1/6/25)
Had 15+ rebounds: 15, Johnny Davis vs. Minnesota (1/30/22)
Had 20+ rebounds: 25, Joe Chrnelich vs. St. Mary's (12/2/76)
Had 30+ rebounds: 30, Paul Morrow vs. Purdue (1/3/53)
Had 10+ reb. in consecutive games: Tyler Wahl, Two Straight (2/22/23, 2/26/23)
UW had 40+ rebounds: 42, at Iowa (2/8/25)
UW had 50+ rebounds: 50, vs. Detroit Mercy (12/22/24)

Assists

Had 10 or more assists: 11, Ethan Happ vs. Northwestern (1/26/19)
Had 15 or more assists: Has not happened
UW had 20 or more assists: 26, vs. Iowa (1/3/25)
UW had 30 or more assists: 30, vs. Iowa (3/9/94)

Blocked Shots

Had 5 or more blocked shots: 9 Nate Reuvers vs. Eastern Illinois (11/8/19)
Had 10 or more blocked shots: Has not happened
UW had 10 or more blocked shots: 10 vs. Eastern Illinois (11/25/20)
UW had 15 or more blocked shots: Has not happened

Steals

Had 5 or more steals: 5, Max Klesmit vs. Appalachian State (11/10/24)
Had 10 or more steals: 10, Mike Kelley vs. Texas (12/7/99)
UW had 10 or more steals: 14, vs. Appalachian State (11/10/24)
UW had 15 or more steals: 16, vs. California (12/2/12)

Turnovers

UW had 1 or fewer turnovers: 1, vs. Iowa (1/20/15)
UW had 5 or fewer turnovers: 3, vs. Butler (12/14/24)
UW had 0 turnovers in a half: 0 in 2H, at No. 7 Purdue (2/15/25)
Opponent committed 15 or more turnovers: 15, vs. Minnesota (1/10/25)
Opponent committed 20 or more turnovers: 21, Robert Morris (11/17/23)

Overtime

Won a game in overtime: 76-75, vs. Purdue (3/16/24)
Lost a game in overtime: 86-88, at Iowa (2/17/24)
Played a 2-overtime game: win vs. Indiana (80-73), 1/7/21
Played a 3-overtime game: loss vs. Indiana (85-86), 2/16/87
Played in consecutive OT games: at Penn State (2/8/23) and at Nebraska (2/11/23)

Miscellaneous

Hit a buzzer beater: vs. Purdue, 3/16/24 (Chucky Hepburn scores layup, UW 66-66)
Won after trailing by at least 10 pts in second half: 10 vs. SMU, 12/22/23 (down 40-30, 13:00 remaining - won 69-61)
Won after trailing by at least 15 pts in second half: 17 vs. Indiana, 12/8/21 (down 42-25, 19:43 remaining - won 64-59)
UW scored 10 straight points or more: 11-0 (13:34 2H) at No. 7 Purdue (2/15/25)
UW scored 15 straight points or more: 24-0 (10:45 - 2:44 1H) vs. App State (11/10/24)
UW held opp. scoreless 5:00+ min: 5:09 (13:57 1H - 8:48 1H) at USC (1/18/25)
UW held opp. scoreless for 8:00+ min: 8:42 (7:42 1H - 19:18 2H) vs. Michigan (12/3/24)