WISCONSIN BASKETBALL

27 NCAA TOURNAMENT APPEARANCES | 4 FINAL FOURS | 23 BIG TEN CHAMPIONSHIPS | 22 CONSENSUS ALL-AMERICANS

#18 **WISCONSIN** BADGERS	VS.	**NEBRASKA** CORNHUSKERS
15-4, 5-3 BIG TEN		12-7, 2-6 BIG TEN
Head Coach: Greg Gard **Record at WIS:** 201-111 (10th season) **Overall Record:** Same **Gard vs. NEB:** 10-6		**Head Coach:** Fred Hoiberg **Record at NEB:** 75-101 (6th season) **Overall Record:** 190-157 (11th season) **Hoiberg vs. WIS:** 3-6

SUNDAY, JAN. 26 | NOON (CT) | BIG TEN NETWORK | MADISON, WIS. | KOHL CENTER

BADGERS HOST HUSKERS IN BATTLE OF BIG REDS

- Wisconsin looks to start another winning streak when it hosts Nebraska on Sunday at the Kohl Center. Tip-off is set for Noon (CT) on the Big Ten Network.
- Up next, the Badgers hit the road at Maryland (1/29) and Northwestern (2/1).

The Badgers have scored at least 80 points in 12 games this season, the team's most in a single season since doing so 13 times during the 1970-71 season.

FAST BREAK FACTS

- **TRENDING UP:** Winners of 7 of the last 8, Wisconsin has climbed to No. 18 in the AP poll and ranks 21st in KenPom and 22nd in the NET rankings.
  - The Badgers are 8-4 in Quad 1/2 games with zero losses outside of Quad 1.
  - A win Sunday would make UW 16-4 and mark the 4th season under **Greg Gard** in which the Badgers have won at least 16 of their first 20 games (also 2016-17, 2021-22 and 2023-24).
- **GARD HITS 200:** With Tuesday's win over Ohio State, head coach **Greg Gard** became the 4th Wisconsin coach to reach the 200-win milestone, joining a trio of Naismith Hall of Famers: Bo Ryan, Walter Meanwell and Bud Foster. He is also the 3rd-fastest to 200 in Wisconsin history (page 5).
- **ON THE OFFENSIVE:** Wisconsin has one of its most prolific offenses in decades (page 4):
  - **9th in KenPom effic.** - highest since 2014-15
  - **158th in Adj. Tempo** - highest in KenPom era
  - **82.5 ppg** - UW's most since 1970-71, 28th NCAA
  - **15.1 apg** - UW's most since 1993-94
  - **9.6 3FGs/gm** - most in UW history, 4th in B1G
  - **18.3 FTs/gm** - UW's most since '70-71, 13th NCAA
  - **85.5% FT pct** - NCAA record pace
  - All 5 of UW's starters are averaging double-digit points - 1 of 4 such teams in the Big Ten.
  - UW is 28th in the NCAA scoring 82.5 ppg and aiming for its first top-50 ppg finish since 1970-71.
  - Including a Kohl-Center record 116 points vs. Iowa (1/3), Wisconsin reached 80 points in 12 of 19 games, most since 1970-71 season (13 times).
- **CROWL COMING ON:** UW has won 7 of its last 8 with **Steven Crowl** as a catalyst, averaging 14.6 ppg & 5.9 rpg while shooting 71.0% (8-17 3FGs). (pg 7)
- **BLACKWELL, GROUNDSWELL:** With 20+ points in 4 of the last 6 games, **John Blackwell** is averaging 21.3 ppg in January, 3rd-highest mark in the BIG. (pg 7)
- **TAKE WHAT'S FREE:** Wisconsin leads the NCAA is on pace to shatter the NCAA record, shooting 85.5% at the FT line. (page 6)
  - UW is 2nd in the B1G and 12th in the NCAA avg 18.3 FTs per game. **John Tonje** is 6th in the NCAA in FTs (119) and 5th in pct (93.0%).
- **THE FIGHT VS. CANCER:** Sunday, in honor of Coaches vs. Cancer "Suits and Sneakers," Greg Gard and his staff will be wearing special sneakers painted by children battling cancer at the American Family Children's Hospital. (page 5)
- **DEFENSE STILL WINS:** Dating back to last season, Wisconsin is 27-1 in games when holding foes to 70 or fewer points (10-1 this year).
- **TONJE'S BEEN TERRIFIC: John Tonje** is making his case as one of the Big Ten's best, ranking 8th in the Big Ten averaging 17.5 ppg. He authored a 41-point performance vs. #9 Arizona and another 33-point effort in a win over Pitt. (page 5)
  - Tonje is 2nd in the B1G shooting 93.0% at the FT line and is 2nd on UW at 38.6% on 3FGs.
- **WINTER IS COMING:** After averaging 2.4 points per game last season, sophomore **Nolan Winter** has improved to 10.4 ppg this year, leading UW with 5.8 rpg and 61.0% FGs. (pg 7)
- **6TH MAN MCGEE: Kamari McGee** is shooting 54.8% from 3FGs with a 3.3 A/T ratio. (page 8)

POTENTIAL STARTING FIVE

GUARD
25 John Blackwell
16.4 PPG, 4.7 RPG, 2.4 APG
- Scored 28+ in 3 games, including 32 points vs. Iowa

GUARD
11 Max Klesmit
10.4 PPG, 2.0 RPG, 2.8 APG
- 51 asts, 22 TOs (2.3 ratio); shooting 86.3% on FTs



GUARD
9 John Tonje
17.5 PPG, 4.8 RPG, 1.9 APG
- 41 points vs. #9 Arizona; 93.6% FT (117-125)

FORWARD
31 Nolan Winter
10.4 PPG, 5.8 RPG, 1.0 APG
- Shooting 61.0% (fg), 36.4% (3fgs), 82.1% (FTs)

FORWARD
22 Steven Crowl
10.4 PPG, 5.5 RPG, 2.5 APG
- Double-digit scoring in 7 of last 8 games

2024-25 SCHEDULE

Nov. 4	**HOLY CROSS**	W, 85-61
Nov. 7	**MONTANA STATE**	W, 79-67
Nov. 10	**APPALACHIAN STATE**	W, 87-56
Nov. 15	**ARIZONA** [#9]	W, 103-88
Nov. 18	**UT RIO GRANDE VALLEY**	W, 87-84
GREENBRIER TIP-OFF (White Sulphur Springs, WV)		
Nov. 22	vs. UCF [RV]	W, 86-70
Nov. 24	vs. Pitt [RV]	W, 81-75
Nov. 30	**CHICAGO STATE**	W, 74-53
Dec. 3	**MICHIGAN** [RV]	L, 64-67
Dec. 7	at Marquette [#5]	L, 74-88
Dec. 10	at Illinois [RV]	L, 80-86
Dec. 14	vs. Butler (Gainbridge, Indy)	W, 83-74
Dec. 22	**DETROIT MERCY**	W, 76-53
Jan. 3	**IOWA**	W, 116-85
Jan. 6	at Rutgers	W, 75-63
Jan. 10	**MINNESOTA**	W, 80-59
Jan. 14	**OHIO STATE**	W, 70-68
Jan. 18	at USC	W, 84-69
Jan. 21	at UCLA	L, 83-85
Jan. 26	**NEBRASKA**	Noon
Jan. 29	at Maryland	6 PM
Feb. 1	at Northwestern	1 PM
Feb. 4	**INDIANA**	8 PM
Feb. 8	at Iowa	Noon
Feb. 15	at Purdue [#11]	Noon
Feb. 18	**ILLINOIS** [#17]	7:30 PM
Feb. 22	**OREGON** [#15]	11 AM
Feb. 25	**WASHINGTON**	8 PM
March 2	at Michigan State [#8]	12:30 PM
March 5	at Minnesota	7:30 PM
March 8	**PENN STATE**	Noon

BIG TEN TOURNAMENT (Indianapolis, IN)
March 12-16 at Gainbridge Fieldhouse

Home games in **BOLD CAPS**

FOLLOW THE #BADGERS

TV: BIG TEN NETWORK

Play-by-Play:	Kevin Kugler
Analyst:	Stephen Bardo

RADIO: BADGER SPORTS NETWORK

Varsity Network App | SiriusXM channel 106 or 195

Play-by-Play:	Matt Lepay
Analyst:	Brian Butch

SOCIAL MEDIA: #ONWISCONSIN

X/Twitter:	@BadgerMBB
Instagram:	@BadgerMBB
Facebook:	/WisconsinMensBasketball

BASKETBALL COMMUNICATIONS

GENERAL INFORMATION

- 1440 Monroe Street, Madison, WI 53711
- www.UWBadgers.com

AJ HARRISON
ASSISTANT DIRECTOR OF BRAND COMMUNICATIONS

Phone: (608) 279-8641
Email: AH3@athletics.wisc.edu
X/Twitter: @ajharrison1

PATRICK HERB
ASST. ATHLETIC DIRECTOR, STRATEGIC COMMUNICATIONS

Phone: (608) 957-2085
Email: PAH@athletics.wisc.edu
X/Twitter: @PatrickHerb

MEDIA RESOURCES

CREDENTIAL APPLICATIONS

- www.sportssystems.com/Wisconsin

BIG TEN MEDIA EMAIL LIST

- office.bigten.org/media

WISCONSIN BASKETBALL RECORD BOOK

- www.go.wisc.edu/MBBRecordBook

WIRELESS INTERNET ACCESS (CAMP RANDALL)

- BadgerWiFi (connect and register with email address)

LIVE STATS - STATBROADCAST (KOHL CENTER)

- Wisconsin.StatBroadcast.com

OFFICIAL SOCIAL MEDIA CHANNELS

- Twitter: @BadgerMBB
- Instagram: @BadgerMBB
- Facebook: /WisconsinMensBasketball
- YouTube: /WisconsinBadgers

RADIO

- Badger Radio Network

MATT LEPAY

The Voice of the Badgers (PxP)
Address: P.O. Box 99
Madison, WI 53701
Phone: 608-274-5450

Credentials: 2024-25 Wisconsin men's basketball season/game credentials must be requested online: www.sportssystems.com/Wisconsin

For more info/questions, contact **AJ Harrison** with questions (608-279-8641). Approved credentials will be either mailed or made available at the Brand Communications Office or with the parking attendant (white vehicle) at the entrance to Lot 46 on Frances Street, one block north of the Kohl Center

GUARD
2 Jack Robison
Freshman
Lakeville, Minn.

GUARD
3 Camren Hunter
Junior
Bryant, Ark.

GUARD
4 Kamari McGee
Senior, 6-0, 180
Racine, Wis.



GUARD
5 Daniel Freitag
Freshman
Bloomington, Minn.

FORWARD
7 Carter Gilmore
Senior, 6-4, 200
Hartland, Wis.



GUARD
9 John Tonje
Grad Student, 6-4, 215
North Omaha, Neb.

GUARD
11 Max Klesmit
Senior, 6-4, 200
Neenah, Wis.

FORWARD
13 Xavier Amos
Junior
Chicago, Ill.

GUARD
14 Aidan Konop
Freshman
Sussex, Wis.

GUARD
15 Isaac Gard
Junior, 6-2, 165
Oregon, Wis.

FORWARD
18 Riccardo Greppi
Freshman
Italy

FORWARD
21 Chris Hodges
Junior, 6-9, 250
Schaumburg, Ill.

FORWARD
22 Steven Crowl
Grad Student, 7-0, 247
Eagan, Minn.

GUARD
25 John Blackwell
Sophomore, 6-4, 203
Bloomfield Hills, Mich.

FORWARD
31 Nolan Winter
Sophomore, 7-0, 220
Lakeville, Minn.

GUARD
33 Jack Janicki
R-Freshman, 6-5, 190
White Bear Lake, Minn.

FORWARD
35 Markus Ilver
Senior, 6-9, 225
Tallinn, Estonia

HEAD COACH
Greg Gard
10th season at Wisconsin

ASSOC. HEAD COACH
Joe Krabbenhoft
9th season at Wisconsin

ASSISTANT COACH
Sharif Chambliss
4th season at Wisconsin

ASSISTANT COACH
Lance Randall
1st season at Wisconsin

SPECIAL AST TO HEAD COACH
Kirk Penney
2nd season at Wisconsin

DIR PLAYER DEVELOPMENT
Greg Stiemsma
20th season at Wisconsin

STRENGTH COACH
Jim Snider
20th season at Wisconsin

ATHLETIC TRAINER
Brent Neuharth
6th season at Wisconsin

#NAME	POS	HT	WT	YR/ELIG	HOMETOWN (HS/LAST SCHOOL)	PRONUNCIATION
2 Jack Robison	F	6-5	190	Fr. / Fr.	Lakeville, Minn. (Lakeville North)	RAH-buh-son
3 Camren Hunter	G	6-2	222	4th / Jr.	Bryant, Ark. (Bryant/Central Arkansas)	
4 Kamari McGee	G	6-0	181	4th / Sr.	Racine, Wis. (Racine St. Catherine's)	cuh-MAR-ee
5 Daniel Freitag	G	6-2	181	Fr. / Fr.	Bloomington, Minn. (Breck)	FREE-tag
7 Carter Gilmore	F	6-7	225	5th / Sr.	Hartland, Wis. (Arrowhead)	
9 John Tonje	G	6-5	218	Gr. / Gr.	N. Omaha, Neb. (Omaha Central/Missouri)	TAHN-jay
11 Max Klesmit	G	6-4	204	5th / Sr.	Neenah, Wis. (Neenah)	KLEZ-mitt
13 Xavier Amos	F	6-7	216	Jr. / Jr.	Chicago, Ill. (Whitney Young/NIU)	EX-zavier A-miss
14 Aidan Konop	G	6-2	195	Fr. / Fr.	Sussex, Wis. (Sussex Hamilton)	cuh-NOP
15 Isaac Gard	G	6-3	170	3rd / Jr.	Oregon, Wis. (Oregon)	
18 Riccardo Greppi	F	6-10	255	Fr. / Fr.	Lecco, Italy (Verona, Italy)	
21 Chris Hodges	F	6-9	257	4th / Jr.	Schaumburg, Ill. (Schaumburg)	
22 Steven Crowl	F	7-0	248	5th / Sr.	Eagan, Minn. (Eastview)	(rhymes with growl)
25 John Blackwell	G	6-4	203	2nd / So.	Bloomfield Hills, Mich. (Brother Rice)	
31 Nolan Winter	F	7-0	235	2nd / So.	Lakeville, Minn. (Lakeville North)	
33 Jack Janicki	G	6-5	198	2nd / R-Fr.	White Bear Lake, Minn. (White Bear Lake)	juh-NICK-EE
35 Markus Ilver	F	6-9	232	4th / Sr.	Tallinn, Estonia (Western Reserve Academy)	ILL-ver

WISCONSIN'S LAST TIME OUT

UCLA 85, WISCONSIN 83
Jan. 21 | Los Angeles, Calif. | Pauley Pavilion

- Wisconsin trimmed a 9-point second-half deficit to pull within 1, but ultimately lost an 85-83 battle at UCLA on Tuesday.
- A potential game-tying shot in the lane from **John Blackwell** was blocked with 0:09 remaining allowing UCLA to escape with the win.
- The Badgers shot 51.0% from the field, including 15-for-30 from 3-point range, but couldn't slow a Bruins team that shot 50.9% and 21-28 at the free throw line. UW also turned it over 13 times compared to 7 by UCLA.
- **John Tonje** led all scorers with 24 points (his 5th game with 20+ this season), going 8-for-9 from the field and 6-for-7 from 3-point range.
- **John Blackwell** kept up his torrid January with 23 points (10-12 FTs), 4 boards and 4 assists. Blackwell is averaging 21.3 ppg during the month, the 3rd-highest average in the Big Ten.
- **Steven Crowl** chipped in 11 points, 5 rebounds and 3 assists. **Max Klesmit** added 8 (2-4 3fGs).

SERIES VS. NEBRASKA

Sunday's game between Wisconsin and Nebraska will mark the 40th all-time meeting between the two programs in a series that dates back to 1904.

- The Badgers lead the all-time series, 22-17, including a 16-7 since the Huskers joined the Big Ten in 2011.
  - UW has won 8 of the last 11 against NEB.
- In Madison, the Badgers lead the all-time series with Nebraska, 11-4.
- UW split 2 games with Nebraska last season with each winning on its home floor. The Badgers and Huskers will meet just once this year in the regular season.
- In last season's Kohl Center meeting, UW matched its most points scored vs. NEB. The Badgers shot 33-for-60 (55%) from the field, including 13-26 from 3-point range.
- In the 23 games since Nebraska joined the Big Ten, the Huskers have averaged 61.2 points per game against the Badgers.
- In the last 9 meetings with the Huskers, the Badgers are averaging 10.8 made 3FGs per game on 37.9% shooting from beyond the arc.
  - Over the last 9 meetings, UW has posted 5 games with double-digit 3FGs, including 18 and 15 in a pair of 2019-20 meetings. In last season's 2 contests, the Badgers went 23-57 (40.4%) from 3-point range.
- Since Nebraska joined the Big Ten, Wisconsin is 8-0 against the Huskers when shooting 45.0% or better from the field.

SUPERLATIVES VS. NEBRASKA

- **MOST WIS POINTS**
  88 NEB 101, WIS 88 12/1/1965
  88 WIS 88, NEB 72 1/6/2024
- **FEWEST NEB POINTS (NCAA Tourn. era)**
  31 WIS 46, NEB 31 1/4/41
  40 WIS 64, NEB 40 12/27/11
- **LARGEST WIS MARGIN OF VICTORY**
  37 WIS 78, NEB 41 11/22/1998
  31 WIS 77, NEB 46 2/26/2013
- **MOST INDIVIDUAL POINTS (since 2011)**
  30 Brad Davison 2/15/2020
  28 AJ Storr 2/1/2024
- **MOST INDIVIDUAL REBOUNDS (since 2011)**
  15 Ryan Evans 1/6/2013
  14 Ethan Happ 2/9/2017
- **MOST INDIVIDUAL ASSISTS (since 2011)**
  7 D'Mitrik Trice 1/21/2020
  7 Brad Davison 12/22/2020

HISTORY VS. NEBRASKA

- Overall: WIS leads, 22-17
- In Madison: WIS leads, 11-4
- Gard vs. NEB: 9-5
- Active Streak: NEB won last 1
- Overtime: NEB leads, 3-1

LAST 25 MEETINGS (UW leads 17-8)

Date	Rank	Result	Score	Location
12/11/91	--/--	L	67-85	Lincoln
11/22/98	--/--	W	78-41	Fairbanks, AK
12/27/11	11/--	W	64-40	Lincoln
1/15/12	--/--	W	50-45	Madison
1/5/13	--/--	W	47-41	Lincoln
2/26/13	17/--	W	77-46	Madison
3/9/14	9/--	L	68-77	Lincoln
1/15/15	7/--	W	70-55	Madison
2/10/15	5/--	W	65-55	Lincoln
2/10/16	--/--	W	72-61	Madison
3/10/16	--/--	L	58-70	Indianapolis
2/12/17	7/--	W+	70-69	Lincoln
1/9/18	--/--	L	59-63	Lincoln
1/29/18	--/--	L	63-74	Madison
1/29/19	24/--	W	62-51	Lincoln
3/15/19	19/--	W	66-62	Chicago
1/21/20	--/--	W	82-68	Madison
2/15/20	--/--	W	81-64	Lincoln
12/22/20	9/--	W	67-53	Madison
2/10/21	21/--	W	61-48	Lincoln
1/27/22	11/--	W	73-65	Lincoln
3/6/22	10/--	L	73-74	Madison
2/11/23	--/--	L+	63-73	Lincoln
1/6/24	21/--	W	88-72	Madison
2/1/24		L+	72-80	Lincoln

+ Overtime

LAST GAME VS. NEBRASKA

NEBRASKA 80, #6 WISCONSIN 72 (OT)
Feb. 1, 2024 | Pinnacle Bank Arena | Lincoln, Neb.

- In the most recent meeting, Wisconsin led Nebraska by 16 points at the half, but couldn't close out the win, falling, 80-72, in overtime at Pinnacle Bank Arena.
- The Badgers out-rebounded the Huskers, 42-35, but turned the ball over a season-high 16 times.
- Nebraska went 19-for-26 at the free throw line compared to just 8-for-12 for Wisconsin.
- AJ Storr led all scorers with 28 points, one shy of his career high. Storr hit a career-high 5 3FGs, going 5-11.
- Chucky Hepburn scored 13 points with 3 assists and 4 steals. **Max Klesmit** posted 13 points, with 11 coming in the second half.
- **Steven Crowl** matched his career high with 13 rebounds, but was only able to tally 1 point.

Official Basketball Box Score - Final
Wisconsin at Nebraska
02/01/24 Pinnacle Bank Arena, Lincoln
Nebraska vs. Wisconsin

Game Time: 7:31 PM
Game Duration: 2:07
Attendance: 15,318

Officials: Jeffrey Anderson, Doug Simons, Courtney Green

Wisconsin - 72 Record: 16-5 (8-2)

NO.	Name		Min	FG M-A	3P M-A	FT M-A	Rebounds OR	DR	TOT	Fouls PF	FD	TP	AS	TO	ST	Blocks BS	BA	+/-
5	Tyler Wahl	F	32:40	2-5	0-0	3-5	1	7	8	4	3	7	3	1	3	1	0	2
22	Steven Crowl	F	36:31	0-2	0-2	1-2	3	10	13	4	2	1	0	2	1	0	0	-3
2	AJ Storr	G	34:33	11-22	5-11	1-2	1	2	3	3	2	28	0	5	0	0	2	-8
11	Max Klesmit	G	37:23	5-11	3-7	0-0	0	4	4	2	1	13	1	4	0	0	0	-7
23	Chucky Hepburn	G	40:44	6-12	0-5	1-1	1	2	3	2	4	13	3	2	4	0	0	-9
14	Carter Gilmore		11:31	0-3	0-1	2-2	2	1	3	0	1	2	0	0	0	1	0	-9
25	John Blackwell		18:20	1-2	1-1	0-0	0	3	3	1	0	3	1	2	0	0	0	-4
31	Nolan Winter		09:18	1-6	0-3	0-0	1	1	2	2	0	2	0	0	0	0	0	-6
3	Connor Essegian		04:00	1-1	1-1	0-0	0	0	0	0	0	3	0	0	0	0	0	4
Team							2	1	3			0		0				
Totals				27-64	10-31	8-12	11	31	42	18	13	72	8	16	8	2	2	-8

Technical Fouls: NONE

Shooting By Period		
1st FG%	16-29	55.2%
3PT%	5-14	35.7%
FT%	6-7	85.7%
2nd FG%	10-28	35.7%
3PT%	4-14	28.6%
FT%	0-1	0%
OT FG%	1-7	14.3%
3PT%	1-3	33.3%
FT%	2-4	50%
GM FG%	27-64	42.2%
3PT%	10-31	32.3%
FT%	8-12	66.7%

Dead Ball Rebounds: 2, 0

Nebraska - 80 Record: 16-6 (6-5)

NO.	Name		Min	FG M-A	3P M-A	FT M-A	Rebounds OR	DR	TOT	Fouls PF	FD	TP	AS	TO	ST	Blocks BS	BA	+/-
51	Rienk Mast	F	38:32	8-18	2-8	2-2	1	7	8	2	2	20	3	1	0	0	0	2
53	Josiah Allick	F	27:47	0-1	0-0	3-4	2	2	4	1	2	3	0	2	1	0	0	0
3	Brice Williams	G	38:39	4-9	2-3	7-8	2	7	9	4	4	17	2	5	2	1	1	20
10	Jamarques Lawrence	G	18:23	2-5	0-2	0-1	0	1	1	0	2	4	4	1	2	0	0	-17
30	Keisei Tominaga	G	19:01	1-7	0-4	0-0	0	3	3	0	0	2	0	1	0	0	0	-16
0	C.J. Wilcher		27:29	7-10	5-7	3-3	0	1	1	2	1	22	3	0	1	0	0	16
1	Sam Hoiberg		22:04	1-2	0-0	1-2	1	3	4	3	1	3	2	0	3	0	1	14
4	Juwan Gary		33:05	3-6	0-3	3-6	1	3	4	1	6	9	1	2	0	1	0	21
Team							0	1	1			0		0				
Totals				26-58	9-27	19-26	7	28	35	13	18	80	15	12	9	2	2	8

Technical Fouls: NONE

Shooting By Period		
1st FG%	10-26	38.5%
3PT%	3-11	27.3%
FT%	4-8	50%
2nd FG%	12-27	44.4%
3PT%	6-15	40.0%
FT%	10-13	76.9%
OT FG%	4-5	80.0%
3PT%	0-1	0.0%
FT%	5-5	100%
GM FG%	26-58	44.8%
3PT%	9-27	33.3%
FT%	19-26	73.1%

Dead Ball Rebounds: 1, 0

	WIS	NEB
Biggest lead	19 (1st 9:51)	8 (1st OT 0:49)
Best Scoring Run	9 (1st 9:51)	12 (2nd 10:48)
Lead Changes	3	
Times Tied	3	
Time with Lead	35:26	04:29

Points from	WIS	NEB
Turnovers	18	18
Paint	18	24
Second Chance	7	6
Fast Breaks	5	5
Bench	10	34

Period by Period Scoring	1st	2nd	OT1	TOT
WIS	43	24	5	72
NEB	27	40	13	80

CHARTING THE BADGERS

CAREER GAMES PLAYED

	Games	Starts	Cons. Starts
John Tonje	149	69	19
UW total	19	19	19
Max Klesmit	137	120	3
UW total	87	87	3
Steven Crowl	135	123	123
Carter Gilmore	118	3	0
Kamari McGee	105	25	0
UW total	75	1	0
Camren Hunter	65	60	0
UW total	5	0	0
Markus Ilver	64	0	0
Nolan Winter	55	19	19
John Blackwell	53	20	19
Xavier Amos	51	26	0
UW total	18	0	0
Chris Hodges	34	0	0
Jack Janicki	19	0	0
Isaac Gard	18	0	0
Daniel Freitag	9	0	0
Jack Robison	9	0	0
Riccardo Greppi	4	0	0
Aidan Konop	3	0	0

DOUBLE-DIGIT POINTS

	Career	'24-25	Cons.
Max Klesmit	72 (43-29)	8 (6-2)	0
UW total	40 (23-17)	8 (6-2)	0
John Tonje	66 (47-19)	17 (13-4)	1
UW total	17 (13-4)	17 (13-4)	1
Steven Crowl	62 (48-14)	8 (7-1)	1
Camren Hunter	50 (18-32)	0 (0-0)	0
UW total	0 (0-0)	0 (0-0)	0
John Blackwell	30 (21-9)	16 (12-4)	3
Kamari McGee	23 (9-14)	6 (6-0)	0
UW total	7 (7-0)	6 (6-0)	0
Xavier Amos	17 (6-11)	1 (1-0)	0
UW total	1 (1-0)	1 (1-0)	0
Nolan Winter	10 (9-1)	10 (9-1)	0

20-POINT SCORING GAMES

	Career	'24-25	Cons.
John Tonje	14 (12-2)	5 (4-1)	1
UW total	5 (4-1)	5 (4-1)	1
Camren Hunter	13 (7-6)	0 (0-0)	0
UW total	0 (0-0)	0 (0-0)	0
Max Klesmit	12 (8-4)	2 (1-1)	0
UW total	5 (4-1)	2 (1-1)	0
Xavier Amos	8 (2-6)	0 (0-0)	0
UW total	0 (0-0)	0 (0-0)	0
Steven Crowl	8 (6-2)	0 (0-0)	0
Kamari McGee	5 (0-5)	0 (0-0)	0
John Blackwell	5 (4-1)	5 (4-1)	2
Nolan Winter	1 (1-0)	1 (1-0)	0

30-POINT SCORING GAMES

	Career	'24-25	Cons.
John Tonje	3 (3-0)	2 (2-0)	0
UW total	2 (2-0)	2 (2-0)	0
John Blackwell	2 (2-0	2 (2-0)	0
Steven Crowl	1 (1-0)	0 (0-0)	0
Camren Hunter	1 (1-0)	0 (0-0)	0
UW total	0 (0-0)	0 (0-0)	0

DOUBLE-DIGIT REBOUNDS

	Career	'24-25	Cons.
Steven Crowl	18 (11-7)	2 (1-1)	0
Camren Hunter	5 (3-2)	0 (0-0)	0
UW total	0 (0-0)	0 (0-0)	0
Xavier Amos	3 (2-1)	0 (0-0)	0
UW total	0 (0-0)	0 (0-0)	0
Nolan Winter	2 (2-0)	2 (2-0)	0
John Tonje	1 (0-1)	0 (0-0)	0
UW total	0 (0-0)	0 (0-0)	0

DOUBLE-DOUBLES

	Career	'24-25	Cons.
Steven Crowl	12 (9-3)	1 (1-0)	0
Camren Hunter	5 (5-0)	0 (0-0)	0
UW total	0 (0-0)	0 (0-0)	0
Nolan Winter	2 (2-0)	2 (2-0)	0
John Tonje	1 (0-1)	0 (0-0)	0
UW total	0 (0-0)	0 (0-0)	0
Xavier Amos	1 (0-1)	0 (0-0)	0
UW total	0 (0-0)	0 (0-0)	0

RESUME BUILDING

Wisconsin is off to a 15-4 start, ranked No. 21 in KenPom and No. 21 in the NET (as of Jan. 23).

- This is the 4th time the Badgers have started 15-4 or better under Greg Gard, going 16-3 in the Sweet 16 2016-17 season and UW's 2021-22 Big Ten championship season as well as 15-4 last season.
- The Badgers are 8-4 against the top 2 quadrants of the NET rankings, including 3 Quad 1 wins and zero losses outside of the Quad 1.
- Wisconsin is 5-3 away from home.

BUILDING THE BADGERS OFFENSE

The evolution of the Wisconsin offense over the last 2 seasons under Greg Gard has been remarkable. Consider...

- **SCORING:** Wisconsin is averaging 82.5 points per game, which would rank 3rd in UW history and the highest since the school-record 86.3 ppg in 1970-71.
  - UW has multiple 100-point games this season for the first time since 1995-96 and 11 with 80+ for the first time since 2014-15 (11).
- **EFFICIENCY:** Wisconsin ranks 9th in the nation in offensive efficiency per KenPom. UW's mark of 123.0 would rank as the school's 2nd-highest mark in the KenPom era (1997).

Best Adjusted Off. Efficiency, Wisconsin (since 1997)

Season	Adj.O	Rank	Record	Postseason
2014-15	129.0	1st	36-4	National Finals
2024-25	***123.0***	***9th***	***15-4***	***?????***
2010-11	122.3	2nd	25-9	Sweet 16
2013-14	122.0	4th	30-8	Final Four
2023-24	119.2	17th	22-14	NCAA 1st Rd

- **TEMPO:** Wisconsin is playing at its fastest pace in at least at least 30 years according to KenPom's adjusted tempo:

KenPom Adjusted Tempo, Wisconsin (since 1997)

	AdjT	NCAA Rank	Season
1.	***68.1***	***158th***	***2024-25***
2.	66.5	215th	2021-22
3.	65.5	304th	2023-24
4.	65.2	171st	2005-06

  - In their 103-88 win over #9 Arizona, the Badgers put racked up 82 possessions, which tied for UW's highest-possession game in the KenPom database (1997).
- **BALANCE:** UW's starting five are all averaging 10.0+ points per game: **John Tonje** (17.5 ppg), **John Blackwell** (16.4 ppg), **Nolan Winter** (10.4 ppg), **Max Klesmit** (10.4 ppg) and **Steven Crowl** (10.4 ppg).
  - UW has not had 5 players average double figures since its 2002-03 Big Ten title team.
  - Three different Badgers have scored 25+ pts in a game this season and the Badgers have 4 30-point efforts already:
    Tonje (41 vs. Ariz, 33 vs. Pitt)
    Blackwell (32 vs. Iowa, 30 vs. UTRGV, 28 at USC)
    Klesmit (26 pts vs. Montana St)
  - The last time Wisconsin had 3 different players tally 25+ points in a game in the same season was Ethan Happ, Nigel Hayes and Bronson Koenig in the 2016-17 season.
- **FREE THROW SHOOTING:** Wisconsin leads the NCAA in free throw percentage, 85.5% FT (347-for-406) at the line. That is on pace to break the NCAA record of 83.0% by Villanova in 2020-21. Wisconsin currently holds the Big Ten record, hitting 81.8% in 2010-11.
  - UW is averaging 18.3 FTs per game, which ranks 2nd in the Big Ten (MSU, 19.1) and would be the Badgers' most since 1970-71.
  - UW has ***made*** as many FTs (347) as its opponents have ***attempted*** (347).
  - The Badgers have 3 of the Big Ten's top 12 FT shooters (min. 50 FTAs) in **John Tonje** (1st, 93.0%), **Max Klesmit** (10th, 86.3%) and **John Blackwell** (16th, 82.6%). Each of UW's top 7 scorers are shooting 80%+ at the line.
  - UW went 25-for-28 vs. OSU (1/14), marking the 4th time it has made 25+ FTs in a game this season. The Badgers have won 27 consecutive games when making 25+ FTs dating back to 2009-10.
  - In the opener vs. Holy Cross, the Badgers were a perfect 16-for-16 at the stripe, the 2nd-most made FTs without a miss in school history.
  - In its win over #9 Arizona, UW went 41-for-47 (87.2%) at the line, which tied UW's program record - 41 at Illinois, Jan. 1, 1955.
- **3-POINT SHOOTING:** The Badgers are on pace to shoot (26.9 3FGA) and make (9.6 3FG) more 3s than ever before since the inception of the 3-point line in 1986-87.
  - UW has made 10 or more 3-pointers in 10 of 19 games this season after doing so in 7 of 36 games all of last season.
  - UW has 7 different players with 7+ made triples during the team's 8 Big Ten games.
  - Wisconsin is also among the nation's best from 2-point range, ranking 24th in the NCAA shooting 57.2%.
- **SHARING THE ROCK:** Wisconsin is averaging 15.1 assists per game, which would be its most since 1993-94.
- **TURNOVERS:** UW continues to take care of the ball. The Badgers average 10.5 turnovers per game (4th-lowest in the Big Ten).
  - With a 1.44 assist-to-turnover ratio, the Badgers are enjoying their 3rd-best A-to-TO ratio in a season, trailing only the 2014-15 team (1.70) and the 2010-11 team (1.71).
- The year over year offensive comparison demonstrates how far the UW offense has evolved:

Wisconsin Offensive Comparison

	2022-23	2023-24	2024-25
KenPom O-Effic.	140th	17th	**9th**
PPG	65.3	74.7	**82.5**
FG Pct.	.414	.461	**.471**
2-Pt FG Pct.	.463	.522	**.572**
3 FG Pct.	.342	.349	**.355**
3FG per game	7.9	7.1	**9.6**
3FGA per game	23.1	20.4	**26.9**
FT Pct.	.691	.755	**.855**
FT per game	9.9	14.7	**18.3**
FTAs per game	14.3	19.4	**21.4**
Rebounding margin	-3.4	+3.1	**+2.6**

SUITS AND SNEAKERS

For Wisconsin's next 3 games, **Greg Gard** and his staff will celebrate the Coaches vs. Cancer event "Suits and Sneakers" by wearing special sneakers painted by children battling cancer at the American Family Children's Hospital (AFCH).

Gard and the entire Badgers team recently visited AFCH to spend time with children and help decorate the shoes. Wisconsin is excited to host and recognize some of those same children at Sunday's game vs. Nebraska.

The fight against cancer is personal Gard and his family. In 2016, Gard and his wife, Michelle, partnered with the UW Carbone Cancer Center, to launch Garding Against Cancer. This fundraising initiative has raised over $9 million in 8 years to support cancer research and patient care across the entire state of Wisconsin.

TONJE HAS BEEN TERRIFIC

"John Tonje has been one of the great steals of the transfer portal." - Robbie Hummel

- Graduate student **John Tonje** is coming off a 24-point effort at UCLA and ranks 8th in the Big Ten averaging a team-high 17.5 points per game.
  - Tonje has scored in double figures in 17 of 19 games this season and 15+ points 11x.
  - He is 2nd on the team shooting 38.6% from 3-point range. That number climbs to 45.1% (23-51) from 3-point range at home.
- The 6-foot-5 guard has been nearly perfect at the free throw line, leading the Big Ten and ranking 5th in the NCAA shooting 93.0% FT (119-for-128).
  - The UW single-season FT Pct. record is 90.5%, shared by Brian Good (1990) and Bronson Koenig (2017).
  - Tonje ranks 7th in NCAA with 119 made FTs.
  - Tonje went 31-for-32 at the FT line vs. #9 Arizona and UTRGV combined, the highest pct at the line by any Big Ten player in a 2-game span since 1996-97 (min. 30 FTA).
- Tonje has already posted 2 games this season with 30+ points (3 in his career), including 41 points vs. #9 Arizona (Nov. 15) and a 33-point game against Pitt in the Greenbrier Tip-Off title game (Nov. 24).
  - Tonje is the 8th Badger to post multiple 30-point games in a season since 2005-06.
- Tonje has hit the 20-point milestone 14x in his career (12-2 record in those games).
- MVP of the Greenbrier Tip-Off, the grad transfer averaged 24.0 points and 6.5 rebounds per game to lead UW in a pair of wins over UCF and Pitt.
- Earlier this season, Tonje took over in UW's win over then-ranked #9 Arizona, scoring a career-high 41 pts - the most by a Badger since Frank Kaminsky tallied 43, the UW program record. Coincidentally, Kaminsky was inside of the Kohl Center that night.
  - Tonje broke the Wisconsin single-game record for FTs, finishing 21-for-22 at the line.
  - Tonje became the 4th Badger in program history to score 40 points.
  - Tonje's 41 points is the 5th-most points in a win over an AP Top-10 team in Big Ten histoy. The only players with more:

MOST POINTS IN A WIN VS. AP TOP-10 (BIG TEN)

1.	47	Steve Downing (Indiana)	1971
2.	43	Brandon Paul (Illinois)	2012
	43	Robin Freeman (Ohio State)	1956
4.	42	Gary Bradds (Ohio State)	1964
5.	***41***	***John Tonje vs. Arizona***	***11/15/24***

- In his Wisconsin debut, Tonje scored 23 points (3-6 3FG, 8-8 FT), the most in a Badgers debut since at least 2000.
- The most experienced Badger, Tonje has played in 149 career games (69 starts).
- Tonje averaged just 2.6 ppg last season playing in 8 games (4 starts) at Missouri before a foot injury sidelined him and had him to apply for medical redshirt.
  - Tonje scored a total of 21 points in 8 games at Missouri last season.
- Tonje spent four seasons at Colorado State (122 games with 46 starts), scoring 1,051 points. He won 80 games (45 Mountain West victories) and helped lead the Rams to reaching the NCAA tournament in 2022.
  - As a senior at Colorado State in 2022-23, he avg 14.6 ppg (47.3% FG) and 4.7 rpg.

GARD'ING THE BADGER LEGACY

In his 10th season, head coach **Greg Gard** has led Wisconsin to Big Ten titles in 2 of the last 5 seasons and sustained UW's winning culture. His teams have participated in the NCAA Tournament in 6 of 8 seasons and would have qualified for the cancelled 2020 tourney. (More on page 11).

- Gard has guided UW to a record of 201-111 (.644), the 4th-highest win total and 3rd-highest win percentage in school annals.

Best Win Pct, Wisconsin Coaches (min. 50 wins)

	Coach (School, Years)	Record	Pct.
1.	Bo Ryan (2002-15)	364-130	.737
2.	Walter Meanwell (1912-17, '21-34)	246-99	.712
3.	***Greg Gard (2016-present)***	***201-111***	***.644***
4.	Dick Bennett (1996-2000)	94-68	.580
5.	Bud Foster (1935-59)	265-267	.498

CHARTING THE BADGERS

LED UW IN SCORING

	2024-25	Career
Steven Crowl	2 (2-0)	18 (16-2)
John Blackwell	5 (5-0)	9 (7-2)
Max Klesmit	2 (1-1)	9 (6-3)
John Tonje	8 (6-2)	8 (6-2)
Nolan Winter	3 (2-1)	3 (2-1)

Record in those contests in parentheses

LED UW IN REBOUNDING

	2024-25	Career
Steven Crowl	7 (5-2)	52 (33-19)
Nolan Winter	9 (8-1)	11 (10-1)
John Blackwell	3 (3-0)	7 (6-1)
John Tonje	3 (2-1)	3 (2-1)
Max Klesmit	0 (0-0)	1 (0-1)

Record in those contests in parentheses

LED UW IN ASSISTS

	2024-25	Career
Steven Crowl	5 (5-0)	30 (23-7)
Max Klesmit	6 (5-1)	14 (9-5)
John Blackwell	6 (4-2)	7 (5-2)
John Tonje	4 (4-0)	4 (4-0)
Kamari McGee	3 (3-0)	3 (3-0)
Carter Gilmore	1 (0-1)	2 (0-2)

Record in those contests in parentheses

LED UW IN MINUTES

	2024-25	Career
Max Klesmit	3 (3-0)	17 (13-4)
John Blackwell	8 (5-3)	9 (6-3)
Steven Crowl	0 (0-0)	8 (4-4)
John Tonje	7 (5-2)	7 (5-2)
Kamari McGee	2 (2-0)	2 (2-0)
Carter Gilmore	0 (0-0)	1 (0-1)

Record in those contests in parentheses

2024-25 STARTING LINEUP RECORD

Blackwell, Klesmit, Tonje, Winter, Crowl	14-4
Blackwell, McGee, Tonje, Winter, Crowl	1-0

ACTIVE WIN/LOSS STREAKS

Overall	Lost 1
Vs. Unranked teams (AP)	Lost 1
Vs. Ranked teams (AP)	Lost 1
At Home	Won 4
At Home vs. Big Ten	Won 3
At Home vs. ranked Big Ten	Lost 3
At Home vs. unranked Big Ten	Won 3
At Home vs. non-conference	Won 12
At Home vs. ranked opp.	Won 1
On Road	Lost 1
On Road vs. Big Ten	Lost 1
On Road vs. ranked opp.	Lost 3
On Road vs. unranked opp.	Lost 1
Neutral	Won 3
Neutral vs. ranked opp.	Lost 1
Neutral vs. unranked opp.	Won 3

SITUATIONAL RECORDS

	2024-25	Under Gard
Ahead at the half	12-3	162-21
Behind at the half	3-1	30-85
Tied at the half	0-0	8-5
FG% of .450 or more	10-2	112-21
FG% less than .450	5-2	88-90
Better FG% than opp.	12-2	155-16
Worse FG% than opp.	3-2	43-92
Same FG% as opp.	0-0	3-3
Opp. FG% less than 45%	11-2	150-39
3FG% of 40% or more	4-1	87-16
3FG% less than 40%	11-3	112-95
Try more than 20 3FGs	13-3	113-71
Try 20 or fewer 3FGs	2-1	87-39
Make at least 70% FT	15-3	128-50
Try at least 20 FTs	8-2	85-26
Try fewer than 20 FTs	7-2	113-84
Out-rebound opponent	11-2	125-28
Tied or out-rebounded	4-2	75-83
Same or fewer TOs than opp.	10-2	149-71
More TOs than opp.	5-2	51-40
Commit fewer than 12 TOs	10-1	153-70
Commit 12 or more TOs	5-3	48-40
Score fewer than 50 points	0-0	2-4
Score 50-59 points	0-0	8-40
Score 60-69 points	0-1	59-38
Score 70-79 points	5-1	74-20
Score 80-89 points	8-2	46-9
Score 90 or more pts.	2-0	11-0
Allow fewer than 50 pts.	0-0	25-1
Allow 50-59 pts.	4-0	59-10
Allow 60-69 pts.	5-1	80-35
Allow 70-79 pts.	3-0	30-40
Allow 80-89 pts.	3-3	6-21
Allow 90 or more pts.	0-0	0-4
Overtime	0-0	11-9
vs. AP Top 25 opponents	1-1	31-47
vs. AP Top 25 opp. at home	1-0	16-15
Home games	10-1	119-34
Road games	2-3	52-54
Neutral site games	3-0	30-23
Day games	5-1	61-41
Night games	10-3	140-70
GAMES DECIDED BY		
3 points or less	2-2	29-21
4-5 points	0-0	29-21
6-10 points	2-1	43-33
11-19 points	5-1	55-29
20 or more points	6-0	45-5
TELEVISED GAMES		
Big Ten Network	4-0	95-30
Big Ten Plus (B1G+)	3-0	10-0
CBS	0-0	12-15
CBS Sports Network	2-0	2-1
ESPN	0-0	18-16
ESPN2	0-0	19-12
ESPNU	0-0	1-3
ESPN+	0-0	3-1
FOX	0-1	4-8
FS1	2-0	23-16
Peacock	4-3	7-5
TBS	0-0	1-3
TNT	0-0	2-1

- With a win over Ohio State (1/14), Gard became the 4th Wisconsin coach to reach the 200-win milestone, joining a trio of Naismith Hall of Famers: Bo Ryan, Walter Meanwell and Bud Foster. He is also the 3rd-fastest in UW history to hit that mark.

Fastest to 200 Wins, Wisconsin Coaches

Coach (School, Years)	Gms	Record
1. Walter Meanwell (1912-17, '21-34)	260	200-60
2. Bo Ryan (2002-15)	275	200-75
3. Greg Gard (2016-present)	***310***	***200-110***
4. Bud Foster (1935-59)	359	200-159

- During the Gard era (since 2015-16), the Badgers are 109-73 (.599) in Big Ten play. That trails only Purdue and Michigan State for the most league wins and best win% in B1G play during that span.

Best Win% in B1G play since 2015-16 (thru Jan. 23)

School	Record	Pct.
1. Purdue	131-50	.724
2. Michigan State	117-63	.650
3. Wisconsin	***109-73***	***.599***
4. Michigan	103-74	.582
5. Iowa	97-85	.533

- Gard's 59.9% conference win percentage ranks 8th-best among Big Ten coaches of the last 40 years (since 1980). (page 11)
- With 109 Big Ten wins, Gard ranks 21st on the conference's all-time wins list. Among coaches with 100 wins, his win percentage of 59.9% ranks 14th in B1G history (pg 12).
- Gard has led teams to 5 of the top 19 winningest seasons in program history:

Wisconsin Record Book, Single-Season Wins

1.	36	2014-15	11.	24	2002-03
2.	31	2007-08		24	2009-10
3.	30	2006-07	**13.**	**23**	**2018-19**
	30	2013-14		23	2012-12
5.	**27**	**2016-17**	**15.**	**22**	**2023-24**
6.	26	2011-12		22	1998-99
7.	25	2004-05		22	1999-00
8.	**25**	**2021-22**		22	2015-16
	25	2010-11	**19.**	**21**	**2019-20**
	25	2003-04			

BLACKWELL, GROUNDSWELL

"The Badgers need a go-to scoring option on the perimeter. That's where Blackwell comes into the equation...He boasts All-Big Ten caliber potential." - Jon Rothstein, CBS Sports

- Sophomore **John Blackwell** is emerging as one of the Big Ten's most well-rounded players, leading the Badgers in both points (19.3 ppg) and rebounds (5.9 rpg) during Big Ten play.
- During the month of January, Blackwell is averaging 21.3 ppg during the month of January, the third-highest scoring average in the Big Ten.

Highest January scoring avg., Big Ten (thru 1/23/25)

PPG	Season
1. 23.2	Ace Bailey (Rutgers)
2. 23.0	Vlad Goldin (Michigan)
3. 21.3	***John Blackwell (Wisconsin)***
4. 20.0	Desmond Claude (USC)
4. 19.2	Nick Martinelli (Northwestern)

- On the season, the Bloomfield Hills, Michigan, native is 12th in the Big Ten averaging 16.4 ppg.
  - Blackwell has tallied 6 games with 20+ points, including 4 of the last 6 games. He averaged 25.5 ppg in UW's games at USC and UCLA.
  - Blackwell owns a trio of games with 28+ points: a career-high 32 points (6-10 3FGs) vs. Iowa, 30 vs. UTRGV and 28 at USC.
  - Blackwell joins Nebraska's Brice Williams (4) as the only two players in the Big Ten to have at least 3 games of 28 points or more.
- Another strength of Blackwell's game is getting to the free throw line with regularity. He is 12th in the Big Ten this season, going 71-for-87 (82.6%) at the line.
  - Last season, Blackwell led Wisconsin shooting an impressive 82.1% FT (78-for-95).
- Blackwell went 6-for-10 from 3-point range against Iowa (Jan. 3) showing the shooting ability he demonstrated as a freshman.
  - Last season, Blackwell set the UW freshman 3FG Pct. record at 45.5%.
- In 2024, Blackwell earned Big Ten All-Freshman Team honors after averaging 8.0 ppg.
  - Blackwell became the third-straight Badger to earn Big Ten All-Freshman Team honors, joining Chucky Hepburn (2022) and Connor Essegian (2023).
- Blackwell's father, Glynn Blackwell, played four seasons at Illinois (1984-88) at shooting guard, playing in 106 games (57 starts) for the Illini where he averaged 12.1 points per game as a senior.

'BIG STEVE' HAVING BIG IMPACT

The emergence of **Steven Crowl** has coincided with the Badgers recent success streak, scoring in double figures in 7 of 8 games.

- UW has won 7 of the last 8 games. During that stretch, he is averaging 14.6 ppg and 5.9 rpg while shooting 71.0% (44-62 overall and 8-17 3FGs).

Crowl Splits, 2024-25

	First 11	Last 8
PPG	7.4	14.6
RPG	5.2	5.9
FG PCT.	43.2% (32-74)	71.0% (44-62)
3FG PCT.	20.0% (3-15)	47.1% (8-17)

- UW is 47-15 (.770) when Crowl scores in double figures, including 7-1 this season.
- Crowl is 1 of just 4 players in the country with 100+ starts all at the same school.
  - Crowl has started 123 games, 5th-most in school history (record watch - pg 12).
- His 1,323 points rank 23rd on UW's all-time scoring list. He is 17 points from passing Trevon Hughes (1,339 from 1992-94) for 22nd in school history.
- With 761 career rebounds, he recently passed associate head coach Joe Krabbenhoft (756 from 2006-09) for 10th on Wisconsin's all-time list. He is 8 boards from Alando Tucker for 9th.

- A skilled 7-foot passer, Crowl ranks 2nd for UW averaging 2.5 assists per game.
- In fact, with 259 in his career, **Crowl holds the Big Ten's top mark for career assists by a 7-footer since 2002-03**:

Most Career Assists by B1G 7-Footers (Since 2002-03)

Name	Team	Assists
1. Steven Crowl	***Wisconsin***	***259***
2. Frank Kaminsky	Wisconsin	188
3. Zach Edey	Purdue	185

- UW is 16-2 when Crowl leads the team in scoring over his career (2-0 this season).
- Crowl has 12 career double-doubles, including 7 double-doubles last season.
- Last season, the Eagan, Minn., native developed into a leading contributor, ranked 1st in rebounds (7.3 rpg), 2nd in scoring (11.2 ppg) and 2nd in assists (2.1 apg) for UW.
- The development of Crowl has seen an upward trajectory during his career. Now a graduate student, he averaged 0.7 ppg as a freshman, 8.8 ppg as a sophomore, and starred last year at 11.2 ppg, 7.3 rpg, 2.1 apg.

TAKING WHAT'S FREE

One of the staples of Wisconsin's program is getting to the free throw line and taking advantage. So far, so good this season...

- **The Badgers lead the NCAA** shooting 85.5% (347-for-406) from the free throw line. At this rate, UW is on pace to shatter the NCAA record as well as the Big Ten record - which UW set at 81.8% in 2010-11.

NCAA Record Book, Highest FT pct.

Pct. (FT-FTA)	School	Season
.855 (347-406)	***Wisconsin***	***2024-25***
1. .830 (527-635)	Villanova	2020-21
2. .822 (535-651)	Harvard	1983-84
3. .821 (407-496)	Oral Roberts	2020-21
4. .820 (456-556)	Villanova	2022-23

- UW ranks 2nd in the Big Ten (14th nationally) averaging 18.3 made FTs per game. That mark would be the team's highest since the 1970-71 season.
  - By comparison, the Badgers averaged 14.7 made FTs per game last season.

UW Record Book, Most FTs per game (since 1947-48)

Pct. (FT-FTA)	Season
1. 22.5 (495 in 22 games)	1954-55
2. 22.1 (486 in 22 games)	1953-54
3. 21.5 (473 in 22 games)	1952-53
4. 19.5 (430 in 22 games)	1955-56
5. 19.3 (463 in 24 games)	1970-71
-- 18.3 (347 in 19 games)	***2024-25***

- Wisconsin has out-scored its opponents, 347-to-253, at the free throw line. UW has made as many free throws (347) as its opponents have attempted (347).
- The Badgers went 25-for-28 at the line vs. Ohio State (1/14), marking the 4th time making 25+ free throws in a game this season. The Badgers have won 27 consecutive games when making 25+ FTs dating back to 2009-10.
- UW is 85-26 under coach **Greg Gard** when attempting 20 or more FTs (8-2 this year).
- In its upset of #9 Arizona, UW shot 41-for-47 at the line. The 41 made free throws tied UW's program record (at Illinois, 1/1/55).
- In the season opener vs. Holy Cross, the Badgers were a perfect 16-for-16, the 2nd-most FTs without a miss in school history.

KAMARI THE KEY

Making a case as one of the most valuable "sixth man" players in college basketball, **Kamari McGee** has established himself as an invaluable member of the Wisconsin program.

- McGee averages 22.4 minutes per game off the bench, averaging a UW career best 7.1 points and 2.1 assists per game.
  - McGee scored 10 points (2-3 3FGs) at USC. The Badgers are now 7-0 all-time when he scored in double figures (6-0 this season).
  - With Max Klesmit out with injury, McGee made his first UW start vs. Minnesota (1/10) and responded with 15 points, his highest output as a Badger. He also 5 rebounds, 2 assists and 3 steals in 33 minutes.
- McGee has played the role of sharpshooter for Wisconsin, shooting 54.8% from 3-point range (23-42) and 52.7% overall.

CROWL JOINS BIG TEN LEGENDS

- **Steven Crowl** recently became just the 4th Badger ever to accumulate at least 1,200 points, 750 rebounds and 250 assists.
- Since 1986-87, only 13 Big Ten players have reached those milestones.
- Crowl reached the 1200-750-250 club in 133 games, becoming the fastest Badger ever to reach these marks and the 6th-fastest Big Ten player since 1986-87.

1,200 Pts, 750 Reb, 250 Ast Career, Big Ten (since 1986-87)

	YRS	GMS	PTS	REB	AST
1. Kevin Rankin (NW)	1991-94	112	1,575	885	271
2. Brian Evans (IND)	1993-96	124	1,701	750	332
3. Trayce Jackson-Davis (IND)	2020-23	126	2,258	1143	271
4. Robbie Hummel (PUR)	2008-12	127	1,772	862	268
5. Brad Miller (PUR)	1995-98	128	1,530	862	257
6. Steven Crowl (WIS)	***2021-25***	***135***	***1,323***	***761***	***259***
7. Glen Rice (MICH)	1986-89	134	2,442	859	274
8. Lamar Stevens (PSU)	2017-20	135	2,207	875	262
9. Vince Edwards (PUR)	2015-18	138	1,638	779	403
10. Ethan Happ (WIS)	2016-19	139	2,130	1217	423
11. Denzel Valentine (MSU)	2013-16	144	1,645	855	639
12. Draymond Green (MSU)	2009-12	145	1,517	1096	425
13. Nigel Hayes (WIS)	2014-17	150	1,857	802	319
14. Tyler Wahl (WIS)	2020-24	162	1,350	800	271

2024-25 BIG TEN STANDINGS

Team	Conf.	Overall
Michigan State (#8)	7-0	16-2
Michigan (#21)	6-1	14-4
Purdue (#11)	7-2	15-5
Oregon (#15)	5-3	16-3
Wisconsin (#18)	***5-3***	***15-4***
Maryland	5-4	15-5
Illinois (#17)	5-4	13-6
Indiana	5-4	14-6
UCLA	4-4	13-6
USC	4-4	12-7
Penn State	3-5	13-6
Iowa	3-5	12-7
Ohio State	3-5	11-8
Northwestern	3-5	12-7
Rutgers	3-5	10-9
Nebraska	2-6	12-7
Minnesota	2-6	10-9
Washington	1-7	10-9

RECORDS THROUGH GAMES PLAYED JAN. 23

AP TOP 25 (WEEK 12 - 1/20/25)

	Team	Record	Points
1	Auburn (62)	17-1	1550
2	Duke	16-2	1485
3	Iowa State	15-2	1397
4	Alabama	15-3	1338
5	Florida	16-2	1262
6	Tennessee	16-2	1170
7	Houston	14-3	1151
8	Michigan State	16-2	1109
9	Kentucky	14-4	1057
10	Marquette	15-3	950
11	Purdue	15-4	906
12	Kansas	13-4	902
13	Texas A&M	14-4	794
14	Mississippi State	15-3	731
15	Oregon	15-3	638
16	Ole Miss	15-3	564
17	Illinois	13-5	526
18	***Wisconsin***	***15-3***	***437***
19	UConn	13-5	365
20	St. John's	16-3	320
21	Michigan	14-4	305
22	Missouri	15-3	275
23	West Virginia	13-4	240
24	Memphis	14-4	232
25	Louisville	14-5	125

Others receiving votes:
Texas Tech 104, Utah St. 38, Vanderbilt 35, Gonzaga 34, Georgia 30, Clemson 30, Arizona 21, Saint Mary's 12, Cincinnati 4, Baylor 4, UC Irvine 3, Wake Forest 2, Creighton 2, Bradley 1, Maryland 1.

WISCONSIN IN THE AP TOP 25:

Preseason..... RV
Nov. 11..... RV
Nov. 18..... #19
Nov. 25..... #15
Dec. 2..... #11
Dec. 9..... #20
Dec. 16..... RV
Dec. 23..... RV
Dec. 30..... RV
Jan. 6..... RV
Jan. 13..... #24
Jan. 20..... #18

QUICK FACTS

University of Wisconsin
Madison, WI 53711

Founded	1848
Enrollment	50,662
Nickname	Badgers
School Colors	Cardinal and White
Affiliation	NCAA Division I
Conference	Big Ten
Chancellor	Jennifer Mnookin
Director of Athletics	Chris McIntosh
Website	UWBadgers.com
X/Twitter	@BadgerMBB
Instagram	badgermbb
Facebook	/WisconsinMensBasketball

HEAD COACH - GREG GARD

Seasons	10th at Wisconsin / 10th overall
Overall Record	201-111 (.644)
Record at Wisconsin	Same
Big Ten Record	109-73 (.599)
NCAA Tourn. Record	6-6 (.500)
	6 appearances

KOHL CENTER

Opened	Jan. 17, 1998
Capacity	16,838
Student Section	AreaRED
Record at Kohl Center	370-71 (.839)
Gard record at Kohl Center	119-34 (.778)

ALL-TIME RECORD

127th season of Wisconsin Basketball
Years: 1898 to present
Overall Record: 1,738-1,275 (.577)
NCAA Tournament Record: 40-26 (.606)
Big Ten Tournament Record: 29-23 (.558)

BIG TEN CHAMPIONSHIPS (20)

Titles: 1907, 1908, 1912, 1913, 1914, 1916, 1918 1921, 1923, 1924, 1929, 1935, 1941, 1947, 2002 2003, 2008, 2015, 2020, 2022

BIG TEN TOURNAMENT TITLES (3)

Titles: 2004, 2008, 2015

NCAA TOURNAMENT HISTORY

Appearances (27): 1941, 1947, 1994, 1997, 1999 2000, 2001, 2002, 2003, 2004, 2005, 2006, 2007, 2008, 2009, 2010, 2011, 2012, 2013, 2014, 2015, 2016, 2017, 2019, 2021, 2022, 2024
National Championship: 1941
Final Four (4): 1941, 2000, 2014, 2015
Elite Eight (6): 1941, 1947, 2000, 2005, 2014, 2015
Sweet 16 (11): 1941, 2000, 2003, 2005, 2008 2011, 2012, 2014, 2015, 2016, 2017

- McGee ranks 3rd in the nation in 3-point field goal percentage among players averaging with at least 20 made 3FGs.

NCAA 3FG Pct Leaders, Min. 20 3FGs

Player	Pct.	3FG-3FGA
1. Brian Taylor (SIU-Ed.)	57.7%	30-52
1. Christian Ings (Norfolk St)	57.1%	20-35
3. Kamari McGee (WIS)	***54.8%***	***23-42***
Tanner Thomas (Sacred Hrt)	54.8%	23-42
5. Joshua Strong (Howard)	53.2%	25-47

- The senior point guard is taking care of the ball, maintaining a 3.25 assist-to-turnover ratio (39 ast, 12 TO) - ***best on the team***.

McGee's Year-Over-Year Comparison

	2022-23	2023-24	2024-25
PPG	1.3	2.1	7.1
3FG Pct.	18.5%	27.3%	54.8%
Assists	16	11	39
Turnovers	8	8	12
MPG	7.1	8.3	22.4

- Dating back to last season, **Wisconsin is 24-4** when McGee plays 10+ min. in a game.
- The Racine, Wisconsin, native began his career at Green Bay before transferring to Wisconsin as a sophomore in 2022-23. At Green Bay, he was named to the Horizon League's All-Freshman Team.

WINTER IS COMING

One of the most improved players for the Badgers this season has been sophomore stretch forward **Nolan Winter**.

- A starter for the first time, Winter is averaging a career-best 10.4 ppg and a team-high 5.8 reb. per game, playing 22.0 minutes.
  - Winter leads UW and ranks 4th in the Big Ten shooting 61.0% from the field (min. 4.0 FGs per game). He also leads Big Ten shooting 74.7% (59-79) on 2-point FGs.
  - Winter is trying to become the first Badger to shoot 60% from the field while averaging 10.0+ ppg since Patrick Tompkins shot 63.6% with 14.1 ppg in 1990-91.
- Last season, the Lakeville, Minnesota, native averaged 2.4 points per game, an increased scoring average of 8.0 points per game, the 5th-largest increase in the Big Ten.

Largest scoring increases from last season, B1G

Name	2023-24	2024-25	Diff.
1. Trey Kaufman-Renn (PUR)	6.4	18.3	+11.9
2. Nick Martinelli (NW)	8.8	19.9	+10.9
3. Devin Royal (OSU)	4.7	13.9	+9.2
4. Connor Essegian (WIS/NEB)	3.2	11.5	+8.3
5. Nolan Winter (WIS)	***2.4***	***10.4***	***+8.0***

* Stats thru Jan. 22, 2025

- Winter has scored 15+ in 4 of the last 9 games, including a career-high 20 points vs. Butler and his second career double-double vs. Detroit Mercy (18p, 11r).
- Winter prepped at Lakeville North, the same high school as former Badgers Tyler Wahl (2019-24) and Nate Reuvers (2017-21).
- Nolan's father, Trevor, played Big Ten basketball as a 7-foot center on Minnesota's 1997 Final Four team. His mother, Heidi, played volleyball for the Gophers.

TURN IT UP TO THE MAX

Senior **Max Klesmit** has established himself as an alpha team leader for UW and an offensive threat in opponent scouting reports.

- Klesmit is averaging 10.5 points per game this season (tied for 3rd on the team).
  - Klesmit scored 18 points at USC (1/18), his highest total since posting 22 at Marquette earlier this season (12/7/24). Against the Trojans, Klesmit was a perfect 5-for-5 inside the arc (2-9 3FGs) while adding 4 assists.
- It's been more than just scoring for Klesmit this season, however, as he now leads the team with 51 assists (2.7 apg).
- More impressive, he's maintaining a 2.32 assist-to-turnover ratio (51 ast, 22 TO), the 2nd-best mark on the team.
- The senior guard ranks 2nd for UW shooting a career-best 86.3% (44-for-51) at the free throw line (ranks 9th in the Big Ten).
- Klesmit has scored in double figures in 8 of 18 games he's played this season and 72 times in his career.
- Klesmit scored a season-high 26 points vs. Montana State (Nov. 7), just 1 shy of his career high. He made a career-high six 3s.
  - Klesmit has tallied 12 games scoring 20+ points. UW is 4-1 in such games.
- When the native of Neenah, Wisconsin, gets things going offensively, he has shown a tendency to heat up ... and in a hurry.
  - Earlier this season at #5 Marquette, Klesmit matched his career high with 6 triples (6-11 3FG), finishing with a team-high 22 points.
  - Last season, Klesmit scored a UW career high 26 points (8-11 FG, 5-7 3FG) vs. Indiana (1/19/24). That included a stretch during which Klesmit scored 20 straight points in a span of 4.5 minutes.
  - Last year vs. #3 Marquette (12/2/23), he scored a game-high 21 pts (all in the first half). shooting 5-for-10 from 3-point range.
- Klesmit eclipsed 1,000 career points last season (617 pts in two seasons at Wofford). He is up to **1,338 career points**.
- Including 93 3FGs during his 2 seasons at Wofford and 145 while at Wisconsin, Klesmit has hit 238 career triples, ranking 3rd among all active Big Ten players.

Big Ten Career 3FG Leaders, Active

Player	Career 3Fs
1. Zach Hicks (Penn State)	256
2. DJ Davis (Washington)	242
3. Max Klesmit (Wisconsin)	***238***
4. Payton Sandfort (Iowa)	235
5. Mike Mitchell Jr. (Minnesota)	231

REGULARS OF 'THE BIG DANCE'

Wisconsin has been one of the most consistent programs to make "The Big Dance" over the past two and a half decades.

- Wisconsin is 1 of 5 schools to participate in 23 of last 25 NCAA tournaments, joining Kansas, Duke, Michigan State and Gonzaga
- Under Gard, the Badgers have appeared in six NCAA tournaments reaching a pair of Sweet 16s. As the 2020 Big Ten champions, the Badgers also would have participated in the canceled 2020 Big Dance.

NCAA Tournament Appearances
(last 25 championships, since 1999)

Team	Appearances
Kansas	25
Michigan State	25
Gonzaga	25
Duke	24
Wisconsin	***23***
Kentucky and Texas	22

- That stretch includes a run of 19 consecutive NCAA tournament appearances for Wisconsin (1999-2017), which ranks as the 6th-longest streak in NCAA history.
  - The only such streaks longer than Wisconsin are Kansas (33, active), North Carolina (27, 1975-01), Duke (24, 1996-19), Michigan State (25, active), Gonzaga (24, active).
  - The Badgers are 40-26 (.606) all-time in the NCAA tournament, advancing to 4 Final Fours and winning the 1941 NCAA title.

BIG TEN BEASTS

- Wisconsin has won 10+ Big Ten games in 20 of the last 23 seasons. **No other team can make that claim**.
- Wisconsin has finished top four in the Big Ten standings in 19 of the last 23 seasons. **No other team can make that claim**.
- The Badgers have had a winning Big Ten record in 21 of the last 24 seasons.
- Since 2001-02 when Bo Ryan and Greg Gard arrived in Madison, UW has the most Big Ten wins (281) and best win pct. (.666).

Best B1G Win%, Since 2001-02 (thru Jan. 23, 2024)

Team	W-L	Pct.
1. Wisconsin	**281-141**	**.666**
2. Michigan State	277-142	.661
3. Purdue	256-164	.610
4. Ohio State	249-173	.590
5. Maryland	112-88	.560

- Wisconsin won a share of the 2022 Big Ten title, marking UW's 2nd league title in the last 5 seasons and the 20th in school history.
- UW has won 20 Big Ten regular season championships, third-most in the Big Ten behind only Purdue (26) and Indiana (22).
- Coach **Greg Gard** has led UW to Big Ten regular season titles 2 of the last 5 seasons.
- With 2 B1G titles during his tenure, Gard joins Tom Izzo and Matt Painter as the only active Big Ten coaches with multiple titles.
- UW has won 6 Big Ten regular season titles since 2002 (02-03-08-15-20-22), matching MSU (6) for most titles during that span.

Most Big Ten Regular Season Championships

School	B1G Titles	Since 2002	Last
1. Purdue	26	5	2024
2. Indiana	22	3	2016
3. Wisconsin	***20***	***6***	***2022***
Ohio State	20	5	2012
5. Illinois	18	4	2022

TOP-TEAM TAKEDOWNS

Led by **Greg Gard**, Wisconsin has proven formidable in taking down top teams. Earlier this year, No. 9 Arizona became the latest victim.

- Earlier this year, No. 9 Arizona became the latest top-team takedown by Gard & Co.
- Wisconsin claimed its 13th win over a top-10 opponent in 10 seasons under Gard:

Wins Over Top-10 Opponents Under Greg Gard

Opponent	Score	Date
#9 vs. Arizona	***103-88***	***11/15/24***
#3 vs. Purdue	76-75 OT	3/16/24
#3 MARQUETTE	75-64	12/2/23
#8 PURDUE	70-67	3/1/22
#3 at Purdue	74-69	1/3/22
#5 at Ohio State	61-57	1/3/20
#2 MICHIGAN	64-54	1/19/19
#6 PURDUE	57-53	2/14/18
#1 vs. Villanova (NCAA)	65-62	3/18/17
#9 vs. Xavier (NCAA)	66-63	3/20/16
#8 at Iowa	67-59	2/24/16
#2 at Maryland	70-57	2/13/16
#4 MICHIGAN STATE	77-76	1/17/16

- That includes 8 wins over top-5 teams.
- Michigan State (9 wins) is the only other Big Ten team with more top-5 wins than Wisconsin (7) in the Gard era (since '15-16).
- Impressively, of those 13 top-10 wins under Gard, 6 have come away from home.
- Two of Gard's top-10 wins have come in the NCAA tournament, including an upset over No. 1 overall seed Villanova in 2017.
- Last season, UW earned top-10 wins over #3 Marquette at the Kohl Center on Dec. 2, 2023 and #3 Purdue in the 2024 Big Ten Tournament semifinals on March 16, 2024.
- Since 2001-02, when former Bo Ryan and Greg Gard (then associate head coach) arrived at Wisconsin, the Badgers have gone 51-27 (.654) at the Kohl Center vs. Top-25 teams.
  - Including a mark of 16-13 vs. top-10 teams.

'BY THE PLAYERS' UNIFORMS

The University of Wisconsin men's basketball team, in partnership with Under Armour, will debut new alternate uniforms that will be worn during the 2024-25 season.

Senior guards **Kamari McGee** and **Max Klesmit** worked with staff from Under Armour to help in the design process of this season's look.

For the UW men's basketball program, this marks the fifth edition of the "By the Players" uniforms, which allows players on the team to work in collaboration with Under Armour to contribute to the design process.

The Badgers debuted this season's alternate uniforms at their Big Ten opener vs. Michigan and wore them in the 116-85 win over Iowa on Jan. 3 as well.

BIG KOHL CENTER WINS

Most memorable home wins since opening in 1998:

Jan. 17, 1998 - UW 56, Northwestern 33
First-ever game in the Kohl Center

Dec. 1, 2001 - UW 70, UW-Green Bay 57
Bo Ryan's first victory at the Kohl Center

Dec. 22, 2001 - UW 86, #14 MU 63
Kirk Penney scores 33 points in UW's first win over a ranked team under Bo Ryan

Jan. 5, 2002 - UW 72, #7 Illinois 66
Ryan's first win over a top-10 team at UW

Feb. 27, 2002 - UW 74, Michigan 54
UW clinches share of first Big Ten title since '47

Dec. 7, 2002 - UW 91, UNLV 74
UW begins school-record 38-game home win streak - Alando Tucker 24 points, 18 rebounds

March 5, 2003 - UW 60, #14 Illinois 59
Devin Harris makes 1-of-2 FTs with 0.4 seconds left to clinch outright Big Ten title

Dec. 23, 2004 - UW 85, UNC Green. 53
UW wins school-record 34th-straight home game

Jan. 16, 2005 - UW 62, #15 Mich. St. 59
Wisconsin overcomes 8-point deficit with 1:58 remaining to win its 38th-straight home game

March 1, 2005 - UW 62, Indiana 60
Alando Tucker scores putback as time expires

Feb. 15, 2006 - UW 78, #12 Ohio St. 73
UW overcomes a 9-point halftime vs. No. 12 Ohio State

Dec. 16, 2006 - UW 89, #2 Pitt 75
Alando Tucker and Brian Butch combine for 59 pts

Jan. 9, 2007 - UW 72, #5 Ohio St. 69
Badgers win first top-5 matchup in school history

March 3, 2007 - UW 52, Michigan St. 50
Kammron Taylor wins it on 3FG with 3.9 seconds left

Dec. 2, 2009 - UW 73, #6 Duke 69
Trevon Hughes scores 26 as UW's win clinches Big Ten's first Big Ten/ACC title

Jan. 9, 2010 - UW 73, #4 Purdue 66
Jordan Taylor (23) and Jason Bohannon (20) help end Purdue's undefeated season

Feb. 2, 2010 - UW 67, #5 Michigan State 49
Badgers end MSU's 9-0 Big Ten start

Feb. 12, 2011 - UW 71, #1 Ohio State 67
Stopped OSU's 24-0 start and UW's first win over AP No. 1 since 1962

Feb. 9, 2013 - UW 65, #2 Michigan 62 (OT)
Ben Brust's half-court buzzer-beater sends game to overtime where UW wins

Nov. 19, 2013 - UW 103, North Dakota 85
UW's first 100-point game since '95, Frank Kaminsky scores UW record 43 points

Feb. 9, 2014 - UW 60, #8 Michigan State 58
Treavon Jackson hits game-winning jumper with 2.1 seconds left in Bo Ryan's 150th Big Ten win

March 1, 2015 - #6 UW 68, Michigan State 61
UW claims Big Ten title as Frank Kaminsky scores 31

Dec. 23, 2015 - UW 84, Green Bay 79
Greg Gard's first win as interim head coach

Jan. 17, 2016 - UW 77, #4 Michigan State 76
Gard's first ranked win, Koenig/Hayes total 52 pts

Feb. 15, 2018 - UW 57, #6 Purdue 53
Ethan Happ tallies 21 pts and 12 reb as Badgers raise Frank Kaminsky's No. 44 into rafters

Jan. 19, 2019 - UW 64, #2 Michigan 54
UW knocks off 17-0 Michigan behind 26 points, 10 rebounds and 7 assists from Ethan Happ

Dec. 19, 2020 - UW 85, #23 Louisville 48
UW's largest-ever win over a top-25 team

March 1, 2022 - #10 UW 70, #8 Purdue 67
Chucky Hepburn's 3FG with 1.5 seconds left clinches Big Ten regular season championship

Dec. 2, 2023 - UW 75, #3 Marquette 64
Max Klesmit scores 21 pts (five 3s), all in the first half

Nov. 15, 2024 - UW 103, #9 Arizona 88
Tonje scores 41 as UW honors '14, '15 Final Four teams

THE KOHL CENTER

The 2024-25 season marks the 28th year of Wisconsin men's basketball at the Kohl Center, which officially opened on Jan. 17, 1998, and the venue has developed into one of the greatest home court advantages in all of college basketball.

- Wisconsin is 368-71 (.838) all-time at the Kohl Center, the 11th-best win % of any active NCAA Division I venue.
- UW is 184-55 (.770) vs. the Big Ten at the Kohl Center.
- UW has **led the Big Ten in attendance** 10 of the last 15 seasons, excluding the 2020-21 season in which fans were not allowed to attend (COVID-19 pandemic).
- UW has ranked **top 15 nationally in attendance in 25 of the last 26 seasons** since the building opened in 1998, including 16 seasons ranked top 10 in the country.

NCAA'S TOUGHEST VENUES

Since the Kohl Center opened in 1998, Wisconsin has been nearly unbeatable on its home floor. In fact, among active venues, Wisconsin owns one of the nation's top home records.

	Team	Record	Pct.
1.	Gonzaga (McCarthy Center)	279-18	.939
2.	Kentucky (Rupp Arena)	661-85	.886
3.	Kansas (Allen Fieldhouse)	860-118	.879
4.	Belmont (Curb Events Center)	245-35	.875
5.	Michigan State (Breslin Center)	472-74	.864
6.	UCLA (Pauley Pavilion)	803-132	.859
7.	UConn (Gampel Pavilion)	241-42	.852
8.	Duke (Cameron Indoor Stadium)	961-174	.847
9.	North Carolina (Dean E. Smith Center)	477-87	.846
10.	Arizona (McKale Center)	651-121	.843
11.	***Wisconsin (Kohl Center)***	***360-70***	***.837***
12.	Purdue (Mackey Arena)	706-147	.828
13.	Indiana (Assembly Hall)	623-137	.820
14.	Virginia (John Paul Jones Arena)	246-56	.815
15.	BYU (Marriott Center)	627-150	.807

(records through 2023-24 season)

QUICK FACTS

Opened: Jan. 17, 1998
Capacity: 16,838 (basketball)
Original cost: $76.4 Million
Student Section: AreaRED
Building: Named after the late U.S. Sen. Herb Kohl (D-Wisconsin), a 1956 graduate of UW-Madison, who donated $25 million to the project.
Court: Named for All-Big Ten player Albert "Ab" Nicholas (1950-52) and his wife, Nancy, who pledged $10 million toward the original project.
All-Time record: 369-71 (.839)
Big Ten record: 185-55 (.771)
Record vs. Top-25: 57-32 (.640)
Record under Gard: 118-34 (.776)

16,838

The fifth-largest arena in the Big Ten, the Kohl Center capacity is 16,838 for men's basketball. That includes the third-largest student section in the Big Ten of around 2,100.

28

UW is currently enjoying its 28th season of men's basketball at the Kohl Center, which opened in 1998.

6

Wisconsin has claimed six Big Ten regular season championships during the Kohl Center era, winning in 2002, 2003, 2008, 2015, 2020 and 2022.

3

Three retired jerseys currently hang in the Kohl Center rafters: No. 8 Ab Nicholas (1950-52), No. 24 Michael Finley (1992-95) and No. 44 Frank Kaminsky (2012-15).

HEAD COACH GREG GARD

■ **TWO-TIME BIG TEN COACH OF THE YEAR**

A coaching veteran of more than 30 years, Greg Gard heads into his 10th season leading the Wisconsin men's basketball program in 2024-25 and has proven himself to be one of the best head coaches in the Big Ten. A finalist for the Naismith National Coach of the Year in 2022, Gard has guided the Badgers to Big Ten regular season championships in two of the last five seasons. Gard was named Big Ten Coach of the Year in each of those title-winning campaigns (2020 and 2022).

Wisconsin's postseason success hasn't wavered on Gard's watch either, qualifying for the NCAA tournament in six of his eight seasons (Big Ten automatic qualifier status in canceled 2020 Big Dance, due to COVID pandemic). His postseason ledger includes Sweet 16 appearances his first two seasons at the helm.

In his first nine seasons as head coach, Gard has amassed a record of 186-107 (.635), owning the third-highest win percentage in school history behind only Naismith Memorial Basketball Hall of Fame members Bo Ryan (.737) and Walter Meanwell (.712). Gard has led the Badgers to five of the top-20 winningest seasons in program history.

Gard enters the 2024-25 season with a conference record of 104-70. During the 2023-24 season, he became the sixth-fastest coach to reach 100 Big Ten wins in the last 50 years trailing only Bob Knight, Bo Ryan, Thad Matta, Tom Izzo and Gene Keady.

Gard had arguably his most impressive coaching job in 2021-22. Picked to finish preseason 10th in the Big Ten, UW went 25-8 overall and 15-5 in league play, claiming a share of the Big Ten regular season title for the second time in the past three seasons. Gard was named Big Ten Coach of the Year for the second time in his career. Sophomore guard Johnny Davis garnered consensus first-team All-America honors and won Lute Olson National Player of the Year, the Jerry West Award and Big Ten Player of the Year.

Gard's leadership during the 2019-20 season is among his best. After opening 5-5 in the Big Ten, Wisconsin won nine of its last 10 games, including its final eight games of the season to win a share of the 2020 conference championship and claim the No. 1 seed for the later canceled Big Ten tournament.

In his inaugural season as head coach, Gard led the Badgers to the 2016 NCAA Tournament Sweet 16, becoming just the second-ever first-year coach to win the Jim Phelan National Coach of the Year award. He followed that up by leading UW to the fifth-highest single-season win total in school history (27-10) and making a second-consecutive visit to the Sweet 16.

Long considered one of the top assistant coaches in the game, Gard served as an assistant at Wisconsin for 14-plus seasons. During that time he helped guide the Badgers to back-to-back Final Fours in 2014 and 2015, and in 2015 UW reached its first national championship game since 1941.

Prior to coming to Wisconsin in 2001, Gard spent two seasons as Bo Ryan's assistant at UW-Milwaukee (2000-01) and six seasons as an assistant to Ryan at UW-Platteville (1993-99). During Gard's years on the Pioneer staff, UW-Platteville went 161-13 (.925) and won three NCAA Division III national titles.

Gard and his wife, Michelle, have two daughters, Mackenzie and Peyton, and their son, Isaac, is a junior on the Badgers men's basketball team.

Year	School	Record	Pct.	Conf.	Place	Postseason
2015-16	Wisconsin	15-8	.652	12-6	T-3rd	NCAA Sweet 16
2016-17	Wisconsin	27-10	.730	12-6	T-2nd	NCAA Sweet 16
2017-18	Wisconsin	15-18	.455	7-11	9th	--
2018-19	Wisconsin	23-11	.676	14-6	4th	NCAA First Round
2019-20	Wisconsin	21-10	.677	14-6	T-1st	Postseason Cancelled
2020-21	Wisconsin	18-12	.600	10-10	T-6th	NCAA 2nd Round
2021-22	Wisconsin	25-8	.758	15-5	T-1st	NCAA 2nd Round
2022-23	Wisconsin	20-15	.588	9-11	12th	NIT Semifinals
2023-24	Wisconsin	22-13	.629	11-9	5th	NCAA First Round
2024-25	Wisconsin	15-4	.789	5-3	--	--
Totals (10th season)		**201-111**	**(.644)**	**109-73 (.599)**		**6 NCAA appearances**

■ Gard owns the 4th-highest win total and 3rd-highest win percentage in UW annals.

Best Win Pct, Wisconsin Coaches (min. 50 wins)

Coach (Years)	Yrs.	Overall	Pct.	Big Ten	Pct.
1. Bo Ryan (2002-15)	14	364-130	.737	172-68	.717
2. Walter Meanwell (1912-17, '21-34)	20	246-99	.712	158-80	.660
3. Greg Gard (2016-present)	***10***	***201-111***	***.644***	***109-73***	***.599***
4. Dick Bennett (1996-2000)	25	94-68	.580	40-44	.476
5. Bud Foster (1935-59)	5	265-267	.498	143-182	.440

■ Gard's 59.9% conference win percentage ranks 8th-best among Big Ten coaches of the last 45 years.

Best Win Pct., B1G w/50+ Wins (since 1980)

Coach (School, Years)	Record	Pct.
1. Bo Ryan, WIS (2002-15)	172-68	.717
2. Bob Knight, IND (1972-00)	353-151	.700
3. Tom Izzo, MSU (1995-)	350-170	.673
4. Thad Matta, OSU (2005-17)	150-78	.658
5. Matt Painter, PUR (2005-)	232-123	.654
6. Mark Turgeon, MD (2015-21)	90-50	.643
7. Gene Keady, PUR (1981-05)	265-169	.611
8. ***GREG GARD, WIS (2016-)***	***109-73***	***.599***

* Through games played Jan. 19, 2024

■ Gard became the 23rd coach in conference history (and 4th Badger) to reach 100 Big Ten wins. He is the 6th-fastest to that milestone in the last 50 years.

Fastest to 100 Big Ten Wins (LAST 50 YRS)

Gms	Coach (School)	Record at 100
135	Bob Knight (IND)	100-35 (.741)
140	Bo Ryan (WIS)	100-40 (.714)
141	Thad Matta (OSU)	100-41 (.709)
143	Tom Izzo (MSU)	100-43 (.699)
144	Gene Keady (PUR)	100-44 (.694)
162	***GREG GARD (WIS)***	***100-62 (.617)***
173	Matt Painter (PUR)	100-73 (.578)
183	John Beilein (MICH)	100-83 (.546)

THE GARD FILE

■ **Career Record (10th season): 201-111 (.644)**

■ **Big Ten Record (10th season): 109-73 (.599)**

- NCAA Tournaments/Record: 6 / 6-6
- Hometown: Cobb, Wis.
- Alma Mater: UW-Platteville, 1995 (Phys. & Health Ed)
- Master's Degree: UW-Platteville, 2007 (Counselor Ed)
- Family: Wife Michelle; Children Mackenzie, Isaac, Peyton

COACHING EXPERIENCE

Position	School	Years
Assistant Coach	Southwestern (Wis.) HS	1990-93
Assistant Coach	Platteville (Wis.) HS	1993-94
Assistant Coach	UW-Platteville	1993-99
Assistant Coach	UW-Milwaukee	1999-01
Assoc. Head Coach	Wisconsin	2001-15
Head Coach	Wisconsin	2015-Present

CAREER HIGHLIGHTS

Date	Highlight
Dec. 15, 2015	Assumed role of interim head coach upon the retirement of Bo Ryan
Dec. 23, 2015	First career win, 84-79, vs. Green Bay
Jan. 2, 2016	First Big Ten win, 79,57, vs. Rutgers
Jan. 17, 2016	First ranked win, 77-76, vs. #4 MSU
Feb. 13, 2016	First road win over ranked team, 70-57, at #2 Maryland
March 7, 2016	Officially named UW head coach
March 18, 2016	First NCAA tournament win, 47-43, vs. 10th-seeded Pittsburgh
April 4, 2016	Jim Phelan National Coach of the Year
March 18, 2017	UW knocks off No. 1 overall seeded Villanova in NCAA second round
Feb. 15, 2018	UW tallied sixth top-10 win in 3 seasons under Gard (#6 PUR, 57-53)
Jan. 19, 2019	UW earned 4th win vs. top-5 team under Gard (#2 MICH, 64-54)
Jan. 3, 2020	UW won at #5 Ohio State, 61-47
March 7, 2020	Led UW to Big Ten title (60-56 W at IND)
March 9, 2020	Named 2020 Big Ten Coach of the Year
Dec. 25, 2020	UW wins at MSU first time since 2004
Nov. 24, 2021	UW wins first Maui Invitational tournament title in school history
Jan. 3, 2022	UW wins at #3 Purdue, 74-69
March 1, 2022	Led UW to Big Ten title with 70-67 home win over #8 Purdue
March 8, 2022	2022 Big Ten Coach of the Year
Nov. 15, 2024	UW takes down #9 Arizona, 103-88

WISCONSIN BASKETBALL RECORD BOOK WATCH

INDIVIDUAL CAREER

POINTS

18.	1,405	Cory Blackwell	1982-84
19.	1,376	Jon Leuer	2008-11
20.	1,363	Sam Dekker	2013-15
21.	1,350	Tyler Wahl	2019-24
22.	1,339	Trevon Hughes	2007-10
23.	**1,323**	**Steven Crowl**	**2020-Present**
24.	1,294	Sean Mason	1995-99
25.	1,264	Tracy Webster	1992-94
26.	1,251	Wes Matthews	1978-80

FIELD GOAL PERCENTAGE (MIN. 100 FGAS)

1.	.573	Patrick Tompkins (306-534)	1988-91
2.	.557	Andy Kowske (359-645)	1998-01
3.	.554	Rashard Griffith (294-531)	1994-95
4.	.545	Willie Simms (391-717)	1988-91
5.	.544	Ethan Happ (880-1618)	2016-19
6.	**.541**	**Nolan Winter (105-194)**	**2024-Present**
7.	.535	Danny Jones (723-1351)	1987-90
8.	**.532**	**Steven Crowl (497-935)**	**2020-Present**
9.	.527	J.J. Weber (405-768)	1984-87
10.	.522	Frank Kaminsky (529-1013)	2012-15
11.	.512	Joe Chrnelich (465-908)	1977-80

REBOUNDS

1.	1,217	Ethan Happ	2016-19
2.	904	Claude Gregory	1978-81
3.	858	Joe Franklin	1966-68
4.	856	Mike Wilkinson	2002-05
5.	841	Joe Chrnelich	1977-80
6.	806	Kim Hughes	1972-74
7.	802	Nigel Hayes	2014-17
8.	800	Tyler Wahl	2019-24
9.	769	Alando Tucker	2003-07
10.	**761**	**Steven Crowl**	**2020-Pres.**
11.	756	Joe Krabbenhoft	2006-09
12.	718	Larry Petty	1978-81

OFFENSIVE REBOUNDS

4.	270	Nigel Hayes	2014-17
5.	240	Andy Kowske	1998-01
6.	239	Tyler Wahl	2019-Present
7.	231	Joe Krabbenhoft	2006-09
8.	227	Sean Daugherty	1995-98
9.	222	Brian Butch	2005-08
10.	**215**	**Steven Crowl**	**2020-Present**

3-POINTERS

16.	162	Andy Kilbride	1992-95
17.	157	Josh Gasser	2011-15
18.	**145**	**Max Klesmit**	**2023-Present**
19.	144	Chucky Hepburn	2022-24
20.	142	Sam Dekker	2013-15
21.	140	Brevin Pritzl	2016-20

WINS (PLAYED IN)

1.	117	Josh Gasser	2011-15
2.	115	Nigel Hayes	2014-17
3.	114	Frank Kaminsky	2012-15
	114	Bronson Koenig	2014-17
5.	102	Tyler Wahl	2019-Present
6.	101	Brad Davison	2018-22
7.	100	Joe Krabbenhoft	2006-09
--	**93**	**Steven Crowl**	**2020-Present**

GAMES PLAYED

1.	161	Brad Davison	2018-22
2.	150	Nigel Hayes	2014-17
3.	148	Josh Gasser	2011-15
	148	Bronson Koenig	2014-17
5.	144	Frank Kaminsky	2012-15
6.	143	D'Mitrik Trice	2018-21
7.	139	Ethan Happ	2016-19
8.	138	Ryan Evans	2009-13
9.	136	Joe Krabbenhoft	2006-09
	136	Jordan Taylor	2019-12
--	**135**	**Steven Crowl**	**2020-Present**

GAMES STARTED

1.	157	Brad Davison	2018-22
2.	144	Josh Gasser	2011-15
3.	139	Ethan Happ	2016-19
4.	126	Alando Tucker	2003-07
5.	**123**	**Steven Crowl**	**2020-Present**
6.	116	Mike Kelley	1998-01

INDIVIDUAL SINGLE SEASON

FREE THROW PERCENTAGE (MIN. 50 MADE)

1.	**.930 (119-128)**	**John Tonje**	**2025**
2.	.905 (57-63)	Brian Good	1990
	.905 (57-63)	Bronson Koenig	2017
4.	.899 (80-89)	Ben Brust	2014
5.	.894 (59-66)	Rick Olson	1984

INDIVIDUAL SINGLE GAME

POINTS

1.	43	Frank Kaminsky vs. N Dakota	11/19/13
2.	42	Ken Barnes vs. Indiana	3/8/65
	42	Michael Finley at E. Michigan	12/10/94
4.	**41**	**John Tonje vs. Arizona**	**11/15/24**
5.	39	Rick Olson vs. Michigan	1/14/84
	39	Jordan Taylor at Indiana	3/3/11

FREE THROWS

1.	**21**	**John Tonje vs. Arizona**	**11/15/24**
2.	17	Dale Koehler vs. Loyola (Chi.)	12/6/75
	17	Nigel Hayes vs. Indiana	1/26/16
4.	16	Devin Harris vs. Ohio State	2/14/04
	16	Jordan Taylor vs. Illinois	1/15/11

FREE THROWS ATTEMPTS

1.	24	Paul Morrow at Michigan	2/21/53
2.	23	Dale Koehler vs. Loyola (Chi.)	12/6/75
3.	22	Nigel Hayes vs. Indiana	1/26/16
	22	**John Tonje vs. Arizona**	**11/15/24**
5.	19	Joe Franklin vs. Michigan	1/10/67
	19	Willie Simms vs. Minnesota	1/7/91
	19	Ethan Happ vs. Nebraska	1/29/18

NCAA, TEAM SINGLE SEASON

FREE THROWS PERCENTAGE

1.	***.855 (347-406)***	***Wisconsin***	***2024-25***
2.	.830 (527-635)	Villanova	2020-21
3.	.822 (535-651)	Harvard	1983-84
4.	.821 (407-496)	Oral Roberts	2020-21
5.	.820 (456-556)	Villanova	2022-23

BIG TEN, TEAM SINGLE SEASON

FREE THROWS PERCENTAGE

1.	***.855 (347-406)***	***Wisconsin***	***2024-25***
2.	.818 (436-533)	Wisconsin	2010-11
3.	.813 (266-327)	Michigan St.	2024-25
4.	.809 (452-559)	Ohio State	1969-70

TEAM SINGLE SEASON

POINTS PER GAME

1.	86.3	1970-71
2.	84.7	1961-62
3.	***82.5***	***2024-25***
4.	81.9	1963-64
5.	81.8	1966-67

FREE THROWS PERCENTAGE

1.	***.855 (347-406)***	***2024-25***
2.	.818 (436-533)	2010-11
3.	.768 (364-474)	2020-21
4.	.764 (353-462)	2019-20
5.	.763 (584-765)	2014-15

MADE FREE THROWS PER GAME

1.	22.5 (495 in 22 games)	1954-55
2.	22.1 (486 in 22 games)	1953-54
3.	21.5 (473 in 22 games)	1952-53
4.	19.5 (430 in 22 games)	1955-56
5.	19.3 (463 in 24 games)	1970-71
6.	19.0 (457 in 24 games)	1966-67
--	**18.3 (347 in 19 games)**	**2024-25**

BEST STARTS (NCAA TOURNAMENT ERA, 1938-39)

1.	16-0	2013-14
2.	11-0	1993-94
3.	8-0	1986-86
	8-0	**2024-25**
4.	7-0	1973-74
	7-0	2014-15

BIG TEN RECORDS — CAREER

BIG TEN WINS

14.	150-78 (.658)	Thad Matta, OSU	2005-17
15.	143-182 (.440)	Harold Foster, WIS	1935-59
16.	138-141 (.495)	Arthur Lonborg, NU	1928-50
17.	136-128 (515)	Fran McCaffery, IOWA	2010-pres.
18.	126-92 (.578)	John Beilein, MICH	2008-19
19.	125-104 (.546)	Tom Davis, IOWA	1986-99
20.	120-72 (.625)	Johnny Orr, MICH	1969-80
21.	**109-73 (.599)**	**Greg Gard, WIS**	**2016-present**
22.	103-100 (.507)	L.J. Cooke, MINN	1897-24
23.	103-116 (.470)	Dave MacMillan, MINN	1928-42, '46-48
24.	98-64 (.605)	Bill Frieder, MICH	1981-89
25.	96-72 (.571)	Everett Dean, IND	1925-38
	96-84 (.533)	Eldon Miller, OSU	1977-86

BIG TEN WIN PERCENTAGE (MIN. 100 WINS)

1.	172-68 (.717)	Bo Ryan, WIS	2002-Present
2.	353-151 (.700)	Bob Knight, IND	1972-2000
3.	228-105 (.685)	Ward Lambert, PUR	1917, '19-45
4.	334-164 (.671)	Tom Izzo, MSU	1995-Present
5.	158-80 (.660)	Walter Meanwell, WIS	1912-17, '21-34
6.	150-78 (.658)	Thad Matta, OSU	2005-17
7.	210-116 (.644)	Branch McCracken, IND	1939-43, '47-65
8.	213-122 (.636)	Matt Painter, PUR	2005-Present
9.	174-104 (.626)	Harry Combes, ILL	1948-67
10.	120-72 (.625)	Johnny Orr, MICH	1969-80
11.	265-169 (.611)	Gene Keady, PUR	1981-2005
12.	158-102 (.608)	Fred Taylor, OSU	1959-76
13.	98-64 (.605)	Bill Frieder, MICH	1981-89
14.	**109-73 (.599)**	**Greg Gard, WIS**	**2016-present**
15.	126-92 (.578)	John Beilein, MICH	2008-19

2 | JACK ROBISON

Freshman | Forward | 6-5 | 190
Lakeville, Minn. | Lakeville North HS

X: @JackRobison17 | **Instagram:** @jackrobison2

GET TO KNOW JACK

Jack Robison is a three-star wing from Lakeville, Minnesota. The fourth player from Lakeville North High School to commit to play for Wisconsin and Coach Gard, he follows in the path of a growing line that includes current Badgers Tyler Wahl and Nolan Winter (teammate of Robison at Lakeville North), and former UW forward Nate Reuvers. As a junior at Lakeville North, Robison earned all-conference honors averaging 16 points, six rebounds and four assists per game to help lead his team to third in state. His sophomore season, Robison averaged 16.8 points per game. A versatile player at 6-foot-6, Robison is known for his shooting ability, but is also a skilled athlete that utilizes his length to makes plays on both ends of the floor. His multi-dimensional skill set allows him to play shooting guard, small forward, and in some instances a stretch forward.

INDIVIDUAL BENCHMARKS

	SEASON	CAREER
GP/GS	9/0	9/0
5+ POINTS:	0	0
10+ POINTS:	0	0
3+ 3-PTERS MADE:	0	0
5+ REBOUNDS:	0	0
10+ REBOUNDS:	0	0
LED TEAM IN PTS:	0	0
LED TEAM IN REB:	0	0

TOP PERFORMANCES

- **vs. App State (11/10/24):** Scored his first career points, sinking a three on his first career field goal attempt.
- **vs. Holy Cross (11/4/24):** Made his Badger debut, playing 2 minutes in the win.

SEASON HIGHS

POINTS: 3 (2x) MR vs. UCF (11/22/24)
FIELD GOALS: 1 (2x) MR vs. UCF (11/22/24)
FG ATTEMPTS: 1 (2x) MR vs. UCF (11/22/24)
3-POINT FGS: 1 (2x) MR vs. UCF (11/22/24)
3-POINT FGAS: 1 (2x) MR vs. UCF (11/22/24)
FREE THROWS: --
FT ATTEMPTS: --
REBOUNDS: 1 vs. Detroit Mercy (12/22/24)
ASSISTS: --
BLOCKS: --
STEALS: --
MINUTES: 3 (3x) MR vs. Minnesota 1/10/25)

CAREER HIGHS

POINTS: 3 (2x) MR vs. UCF (11/22/24)
FIELD GOALS: 1 (2x) MR vs. UCF (11/22/24)
FG ATTEMPTS: 1 (2x) MR vs. UCF (11/22/24)
3-POINT FGS: 1 (2x) MR vs. UCF (11/22/24)
3-POINT FGAS: 1 (2x) MR vs. UCF (11/22/24)
FREE THROWS: --
FT ATTEMPTS: --
REBOUNDS: 1 vs. Detroit Mercy (12/22/24)
ASSISTS: --
BLOCKS: --
STEALS: --
MINUTES: 3 (3x) MR vs. Minnesota 1/10/25)

GAME-BY-GAME STATISTICS

#2 ROBISON, Jack

				Total		3-Pointers		Free throws		Rebounds										
Opponent	**Date**	**GS**	**MIN**	**FG-FGA**	**PCT**	**3FG-3FGA**	**PCT**	**FT-FTA**	**PCT**	**OFF**	**DEF**	**TOT**	**AVG**	**PF**	**A**	**TO**	**BLK**	**STL**	**PTS**	**AVG**
Holy Cross	11/04/2024		01:40	0-0	.000	0-0	.000	0-0	.000	0	0	0	0.0	0	0	0	0	0	0	0.0
App State	11/10/2024		00:42	1-1	1.000	1-1	1.000	0-0	.000	0	0	0	0.0	0	0	0	0	0	3	1.5
Arizona	11/15/2024		00:12	0-0	.000	0-0	.000	0-0	.000	0	0	0	0.0	0	0	0	0	0	0	1.0
vs UCF	11/22/2024		01:20	1-1	1.000	1-1	1.000	0-0	.000	0	0	0	0.0	1	0	0	0	0	3	1.5
Chicago St.	11/30/2024		00:30	0-0	.000	0-0	.000	0-0	.000	0	0	0	0.0	0	0	0	0	0	0	1.2
Detroit Mercy	12/22/2024		01:41	0-0	.000	0-0	.000	0-0	.000	1	0	1	0.2	0	0	0	0	0	0	1.0
Iowa	01/03/2025		01:08	0-0	.000	0-0	.000	0-0	.000	0	0	0	0.1	0	0	0	0	0	0	0.9
Minnesota	01/10/2025		01:37	0-0	.000	0-0	.000	0-0	.000	0	0	0	0.1	0	0	0	0	0	0	0.8
at Southern California	01/18/2025		00:39	0-0	.000	0-0	.000	0-0	.000	0	0	0	0.1	0	0	0	0	0	0	0.7
Totals		**0**	**09:29**	**2-2**	**1.000**	**2-2**	**1.000**	**0-0**	**.000**	**1**	**0**	**1**	**0.1**	**1**	**0**	**0**	**0**	**0**	**6**	**0.7**

CAREER STATISTICS

ROBISON, Jack

				Field Goals		3-Point		F-Throws		Rebounds									Scoring	
SEASON	**TEAM**	**GP-GS**	**MIN/AVG**	**FG-FGA**	**FG%**	**3FG-3FGA**	**3FG%**	**FT-FTA**	**FT%**	**OFF**	**DEF**	**TOT**	**AVG**	**PF-FO**	**A**	**TO**	**BLK**	**STL**	**PTS**	**AVG**
2024-25	Wisc	9-0	9/1.1	2-2	1.000	2-2	1.000	0-0	.000	1	0	1	0.1	1-0	0	0	0	0	6	0.7
TOTAL		**9-0**	**9/1.1**	**2-2**	**1.000**	**2-2**	**1.000**	**0-0**	**.000**	**1**	**0**	**1**	**0.1**	**1-0**	**0**	**0**	**0**	**0**	**6**	**0.7**

3 | CAMREN HUNTER

Junior | Guard | 6-2 | 222
Bryant, Ark. | Central Arkansas

X: N/A | **Instagram:** @camrenhunter3

GET TO KNOW CAMREN

Camren Hunter begins his first season at Wisconsin after transferring from Central Arkansas, where he spent three seasons. Hunter missed his junior season at Central Arkansas due to injury. A proflific scorer, he was recognized as the ASUN Conference Freshman of the Year and named to the All-ASUN First Team in 2021-22 after averaging 14.1 points per game. He Increased his scoring average to 16.9 points per game as a sophomore (2022-23), In all-around player, Hunter has recorded five career double-doubles, as well as a triple-double.

INDIVIDUAL BENCHMARKS

	SEASON	CAREER
GP/GS	6/0	66/60
15+ POINTS:	0	33
20+ POINTS:	0	13
3+ 3-PTERS MADE:	0	11
5+ REBOUNDS:	0	30
5+ ASSISTS:	0	17
LED TEAM IN PTS:	0	15
LED TEAM IN REB:	0	3

TOP PERFORMANCES

- **at Queens (NC) (1/12/23):** Scored career high 33 points, going 11-for-20 in the win.
- **vs. North Alabama (1/18/23):** Recorded first career triple-double with 20 points, 12 rebounds, and tied a career-high 11 assists.
- **at Jacksonville State (2/12/22):** Led his team to victory after scoring 21 points, with 8 rebounds and 7 assists. Swiped a career-high 5 steals as well.

SEASON HIGHS

POINTS: 3 vs. Iowa (1/03/25)
FIELD GOALS: 1 vs. Iowa (1/03/25)
FG ATTEMPTS: 4 vs. Detroit Mercy (12/22/24)
3-POINT FGS: 1 vs. Iowa (1/03/25)
3-POINT FGAS: 1 (2x) MR vs. Iowa (1/03/25)
FREE THROWS: --
FT ATTEMPTS: --
REBOUNDS: 4 vs. Detroit Mercy (12/22/24)
ASSISTS: 1 vs App State (11/10/24)
BLOCKS: --
STEALS: --
MINUTES: 8 vs. Detroit Mercy (12/22/24)

CAREER HIGHS

POINTS: 33 at Queens (NC) (1-12-23)*
FIELD GOALS: 11 at Queens (NC) (1-12-23)*
FG ATTEMPTS: 23 at Northwestern St (11-26-22)*
3-POINT FGS: 4 (3x) MR vs. Kennesaw St (2-24-23)*
3-POINT FGAS: 9 (2x) MR at Queens (NC) (1-12-23)*
FREE THROWS: 10 (2x) MR vs. North Florida (1-26-23)*
FT ATTEMPTS: 14 vs. North Alabama (1-18-23)*
REBOUNDS: 13 vs. Champion Christian (12-31-21)*
ASSISTS: 11 (2x) vs. North Alabama MR (1-18-23)*
BLOCKS: 4 at Texas A&M (12-29-21)*
STEALS: 5 (2x) MR at Oral Roberts (12-10-22)*
MINUTES: 41 (3x) MR vs. Florida Gulf Coast (1-2-23)*

*recorded at Central Arkansas

GAME-BY-GAME STATISTICS

#3 HUNTER, Camren

				Total		3-Pointers		Free throws		Rebounds										
Opponent	**Date**	**GS**	**MIN**	**FG-FGA**	**PCT**	**3FG-3FGA**	**PCT**	**FT-FTA**	**PCT**	**OFF**	**DEF**	**TOT**	**AVG**	**PF**	**A**	**TO**	**BLK**	**STL**	**PTS**	**AVG**
App State	11/10/2024		00:42	0-0	.000	0-0	.000	0-0	.000	0	0	0	0.0	1	1	0	0	0	0	0.0
Arizona	11/15/2024		00:17	0-0	.000	0-0	.000	0-0	.000	0	0	0	0.0	0	0	0	0	0	0	0.0
Chicago St.	11/30/2024		01:36	0-0	.000	0-0	.000	0-0	.000	0	0	0	0.0	1	0	0	0	0	0	0.0
at Marquette	12/07/2024		00:06	0-0	.000	0-0	.000	0-0	.000	0	0	0	0.0	0	0	0	0	0	0	0.0
Detroit Mercy	12/22/2024		08:28	0-4	.000	0-1	.000	0-0	.000	2	2	4	0.8	0	0	0	0	0	0	0.0
Iowa	01/03/2025		02:12	1-1	1.000	1-1	1.000	0-0	.000	0	0	0	0.7	1	0	0	0	0	3	0.5
Totals		**0**	**13:21**	**1-5**	**.200**	**1-2**	**.500**	**0-0**	**.000**	**2**	**2**	**4**	**0.7**	**3**	**1**	**0**	**0**	**0**	**3**	**0.5**

CAREER STATISTICS

HUNTER, Camren

				Field Goals		3-Point		F-Throws		Rebounds									Scoring	
SEASON	**TEAM**	**GP-GS**	**MIN/AVG**	**FG-FGA**	**FG%**	**3FG-3FGA**	**3FG%**	**FT-FTA**	**FT%**	**OFF**	**DEF**	**TOT**	**AVG**	**PF-FO**	**A**	**TO**	**BLK**	**STL**	**PTS**	**AVG**
2021-22	UCA	30-30	976/32.5	155-347	.447	25-100	.250	88-108	.815	56	91	147	4.9	57-2	102	86	15	45	423	14.1
2022-23	UCA	30-30	1020/34.0	182-430	.423	50-161	.311	92-117	.786	34	116	150	5.0	43-0	118	83	17	45	506	16.9
2024-25	Wisc	6-0	13/2.2	1-5	.200	1-2	.500	0-0	.000	2	2	4	0.7	3-0	1	0	0	0	3	0.5
TOTAL FOR Wisc		**6-0**	**13/2.2**	**1-5**	**.200**	**1-2**	**.500**	**0-0**	**.000**	**2**	**2**	**4**	**0.7**	**3-0**	**1**	**0**	**0**	**0**	**3**	**0.5**
TOTAL		**66-60**	**2009/30.4**	**338-782**	**.432**	**76-263**	**.289**	**180-225**	**.800**	**92**	**209**	**301**	**4.6**	**103-2**	**221**	**169**	**32**	**90**	**932**	**14.1**

4 | KAMARI McGEE

Senior | Guard | 6-0 | 181
Racine, Wis. | Racine St. Catherine's

X/Twitter: @KamariMcGee | **Instagram:** @killa._.kam

GET TO KNOW KAMARI

A native of Racine, Wisconsin, junior guard Kamari McGee begins his third season representing his home state Badgers in 2024-25. As someone who grew up in the state of Wisconsin, McGee is realizing a lifelong dream of being a Wisconsin Badger. He's played in 56 career games at Wisconsin, averaging 7.6 minutes per game over his career with the Badgers as a key reserve player. He serves a valuable role as a defensive guard, leading the 2023-24 squad in steal percentaged. Prior to Wisconsin, McGee averaged 11.6 points per game at Green Bay, and was named to the Horizon League's All-Freshman Team.

INDIVIDUAL BENCHMARKS

	SEASON	CAREER
GP/GS:	19/1	105/22
10+ POINTS:	6	23
20+ POINTS:	0	5
3+ ASSISTS:	8	17
2+ STEALS:	4	15
LED TEAM IN PTS:	0	11
LED TEAM IN AST:	3	15

TOP PERFORMANCES

- **vs Minnesota (1/10/25):** Scored a UW career high 15 pts (3-4 3FG), plus 5 reb, 3 steals in his first ever start with Wisconsin.
- **vs UCF (11/22/24):** Scored a then UW career high 14 pts (5-6 FG, 3-4 3FG), plus 4 reb, 3 ast in the win.
- **vs Montana State (11/7/24):** Matched his then-career-high at UW scoring 11 points (5-7 FG, 1-1 3FG), to go along with 3 rebounds, 3 assists and 1 steal.
- **vs Northwestern (3/15/24):** Played a season-high 23 minutes, tallying 4 pts, 3 reb, 1 ast and 1 blk.
- **vs Rutgers (3/7/24):** Scored a then-UW-career-best 11 pts (5-5 FG, 1-1 3FG) in 10 minutes off the bench.
- **vs Robert Morris (11/17/23):** Season high 17 minutes off bench with 6 points (4-6 FT), 1 reb, 1 stl.
- **vs Michigan (2/26/23):** Played a season high 25 points in a win over Michigan, tallying 6 pts and 3 reb
- **at Marquette (12/3/22):** Scored his first points as a Badger, finishing with 5 pts off the bench in a win.
- **vs Wright State (2/9/22):** Finished with a career high 24 points, 5 rebounds and 5 steals for Green Bay

SEASON HIGHS

POINTS:	15 vs. Minnesota (1/10/25)
FIELD GOALS:	5 (3x) MR vs. Minnesota (1/10/25)
FG ATTEMPTS:	10 vs. Minnesota (1/10/25)
3-POINT FGS:	4 vs. Iowa (1/3/25)
3-POINT FGAS:	5 vs. Iowa (1/3/25)
FREE THROWS:	3 vs. Michigan (12/3/24)
FT ATTEMPTS:	3 vs. Michigan (12/3/24)
REBOUNDS:	5 (2x) MR vs. Minnesota (1/10/25)
ASSISTS:	4 (3x) MR vs. USC (1/18/25)
BLOCKS:	1 vs. Michigan (12/3/24)
STEALS:	3 vs. Minnesota (1/10/25)
MINUTES:	33 vs. Minnesota (1/10/25)

CAREER HIGHS

POINTS:	24 vs. Wright State (2/9/22)*
FIELD GOALS:	9 (2x) MR vs. Wright State (2/9/22)*
FG ATTEMPTS:	19 vs. UIC (1/15/22)*
3-POINT FGS:	4 vs. Iowa (1/3/25)
3-POINT FGAS:	8 at Milwaukee (2/13/22)*
FREE THROWS:	8 vs. Milwaukee (1/5/22)*
FT ATTEMPTS:	8 vs. Milwaukee (1/5/22)*
REBOUNDS:	9 (2x) MR vs. Detroit (3/1/22)*
ASSISTS:	4 (5x) MR vs. USC (1/18/25)
BLOCKS:	1 (4x) MR vs. Michigan (12/3/24)
STEALS:	4 at IUPUI (2/26/22)*
MINUTES:	40 vs. UIC (1/15/22)*

*recorded at Green Bay

GAME-BY-GAME STATISTICS

#4 MCGEE, Kamari

				Total		3-Pointers		Free throws		Rebounds											
Opponent	**Date**	**GS**	**MIN**	**FG-FGA**	**PCT**	**3FG-3FGA**	**PCT**	**FT-FTA**	**PCT**	**OFF**	**DEF**	**TOT**	**AVG**	**PF**	**A**	**TO**	**BLK**	**STL**	**PTS**	**AVG**
Holy Cross	11/04/2024		27:39	2-6	.333	1-4	.250	2-2	1.000	1	1	2	2.0	2	4	1	0	1	7	7.0
Montana St.	11/07/2024		27:45	5-7	.714	1-1	1.000	0-0	.000	1	2	3	2.5	0	3	0	0	1	11	9.0
App State	11/10/2024		21:42	2-3	.667	0-1	.000	0-0	.000	0	3	3	2.7	3	0	1	0	0	4	7.3
Arizona	11/15/2024		16:54	2-3	.667	2-2	1.000	0-0	.000	0	3	3	2.8	4	1	1	0	0	6	7.0
UTRGV	11/18/2024		20:43	0-2	.000	0-1	.000	0-0	.000	0	1	1	2.4	2	2	0	0	1	0	5.6
vs UCF	11/22/2024		18:59	5-6	.833	3-4	.750	1-1	1.000	0	4	4	2.7	4	3	1	0	1	14	7.0
vs Pittsburgh	11/24/2024		28:26	4-5	.800	2-3	.667	0-0	.000	1	2	3	2.7	4	2	0	0	0	10	7.4
Chicago St.	11/30/2024		14:44	0-2	.000	0-1	.000	0-0	.000	0	2	2	2.6	2	0	2	0	0	0	6.5
Michigan	12/03/2024		25:27	2-5	.400	1-2	.500	3-3	1.000	1	3	4	2.8	0	1	0	1	1	8	6.7
at Marquette	12/07/2024		19:24	2-3	.667	1-1	1.000	2-2	1.000	0	0	0	2.5	5	0	0	0	2	7	6.7
at Illinois	12/10/2024		20:38	2-4	.500	0-0	.000	0-2	.000	2	0	2	2.5	2	3	0	0	1	4	6.5
vs Butler	12/14/2024		26:07	2-4	.500	1-2	.500	1-2	.500	0	3	3	2.5	5	3	0	0	1	6	6.4
Detroit Mercy	12/22/2024		14:11	1-5	.200	0-2	.000	1-1	1.000	0	5	5	2.7	2	1	0	0	2	3	6.2
Iowa	01/03/2025		21:13	4-8	.500	4-5	.800	0-0	.000	0	4	4	2.8	2	4	1	0	1	12	6.6
at Rutgers	01/06/2025		23:54	3-4	.750	0-0	.000	0-0	.000	0	1	1	2.7	1	3	1	0	1	6	6.5
Minnesota	01/10/2025	*	33:24	5-10	.500	3-4	.750	2-2	1.000	1	4	5	2.8	1	2	1	0	3	15	7.1
Ohio St.	01/14/2025		16:21	3-5	.600	1-3	.333	2-2	1.000	1	0	1	2.7	2	0	1	0	0	9	7.2
at Southern California	01/18/2025		28:32	3-5	.600	2-3	.667	2-2	1.000	1	2	3	2.7	2	4	1	0	2	10	7.3
at UCLA	01/21/2025		18:50	1-4	.250	1-3	.333	0-0	.000	0	1	1	2.6	1	3	1	0	1	3	7.1
Totals		**1**	**424:53**	**48-91**	**.527**	**23-42**	**.548**	**16-19**	**.842**	**9**	**41**	**50**	**2.6**	**44**	**39**	**12**	**1**	**19**	**135**	**7.1**

CAREER STATISTICS

MCGEE, Kamari

				Field Goals		3-Point		F-Throws		Rebounds									Scoring	
SEASON	**TEAM**	**GP-GS**	**MIN/AVG**	**FG-FGA**	**FG%**	**3FG-3FGA**	**3FG%**	**FT-FTA**	**FT%**	**OFF**	**DEF**	**TOT**	**AVG**	**PF-FO**	**A**	**TO**	**BLK**	**STL**	**PTS**	**AVG**
2021-22	GB	30-21	873/29.1	132-340	.388	25-91	.275	59-73	.808	16	67	83	2.8	72-1	58	76	2	32	348	11.6
2022-23	Wisc	31-0	219/7.1	14-50	.280	5-27	.185	7-8	.875	4	16	20	0.6	24-0	16	8	0	7	40	1.3
2023-24	Wisc	25-0	206/8.3	19-35	.543	3-11	.273	11-18	.611	3	17	20	0.8	32-0	11	8	1	13	52	2.1
2024-25	Wisc	19-1	425/22.4	48-91	.527	23-42	.548	16-19	.842	9	41	50	2.6	44-2	39	12	1	19	135	7.1
TOTAL FOR Wisc		**75-1**	**850/11.3**	**81-176**	**.460**	**31-80**	**.388**	**34-45**	**.756**	**16**	**74**	**90**	**1.2**	**100-2**	**66**	**28**	**2**	**39**	**227**	**3.0**
TOTAL		**105-22**	**1724/16.4**	**213-516**	**.413**	**56-171**	**.327**	**93-118**	**.788**	**32**	**141**	**173**	**1.6**	**172-3**	**124**	**104**	**4**	**71**	**575**	**5.5**

5 | DANIEL FREITAG

Freshman | Guard | 6-2 | 181
Bloomington, Minn. | Breck HS

X: @DanielFreitag_ | **Instagram:** @danielfreitag_

GET TO KNOW DANIEL

Daniel Freitag is a four-star prospect from Bloomington, Minnesota, ranked as the ninth-best point guard in the nation for the 2024 class, according to 247Sports. The 6-foot-3 guard averaged 28.8 points, 9.9 rebounds and 4.1 assists per game as a junior at Jefferson High School. He was named the Metro West Conference Player of the Year, while earning all-conference honors. He became Jefferson's all-time leading scorer in just three years.

INDIVIDUAL BENCHMARKS

	SEASON	CAREER
GP/GS	9/0	9/0
5+ POINTS:	0	0
10+ POINTS:	0	0
20+ POINTS:	0	0
3+ ASSISTS:	0	0
2+ STEALS:	0	0
LED TEAM IN PTS:	0	0
LED TEAM IN AST:	0	0

TOP PERFORMANCES

- **vs. Iowa (1/3/25):** Slammed down a dunk to score his first collegiate points, finishing with 2 points in 1 minute of play.
- **vs. Holy Cross (11/4/24):** Made his Badger debut, playing 3 minutes in the win.

SEASON HIGHS

POINTS:	2 vs. Iowa (1/3/25)
FIELD GOALS:	1 vs. Iowa (1/3/25)
FG ATTEMPTS:	3 vs. Detroit Mercy (12/22/24)
3-POINT FGS:	--
3-POINT FGAS:	3 vs. Detroit Mercy (12/22/24)
FREE THROWS:	--
FT ATTEMPTS:	2 vs. Minnesota (1/10/25)
REBOUNDS:	1 (3x) vs. Minnesota (1/10/25)
ASSISTS:	1 (3x) MR vs. Iowa (1/3/25)
BLOCKS:	--
STEALS:	1 vs. Chicago State (11/30/24)
MINUTES:	5 vs. Chicago State (11/30/24)

CAREER HIGHS

POINTS:	2 vs. Iowa (1/3/25)
FIELD GOALS:	1 vs. Iowa (1/3/25)
FG ATTEMPTS:	3 vs. Detroit Mercy (12/22/24)
3-POINT FGS:	--
3-POINT FGAS:	3 vs. Detroit Mercy (12/22/24
FREE THROWS:	--
FT ATTEMPTS:	2 vs. Minnesota (1/10/25)
REBOUNDS:	1 (3x) vs. Minnesota (1/10/25)
ASSISTS:	1 (3x) MR vs. Iowa (1/3/25)
BLOCKS:	--
STEALS:	1 vs. Chicago State (11/30/24)
MINUTES:	5 vs. Chicago State (11/30/24)

GAME-BY-GAME STATISTICS

#5 FREITAG, Daniel

				Total		3-Pointers		Free throws		Rebounds											
Opponent	**Date**	**GS**	**MIN**	**FG-FGA**	**PCT**	**3FG-3FGA**	**PCT**	**FT-FTA**	**PCT**	**OFF**	**DEF**	**TOT**	**AVG**	**PF**	**A**	**TO**	**BLK**	**STL**	**PTS**	**AVG**
Holy Cross	11/04/2024		02:42	0-1	.000	0-1	.000	0-0	.000	0	0	0	0.0	1	0	0	0	0	0	0.0
App State	11/10/2024		03:11	0-1	.000	0-1	.000	0-0	.000	0	0	0	0.0	0	1	0	0	0	0	0.0
Arizona	11/15/2024		00:12	0-0	.000	0-0	.000	0-0	.000	0	0	0	0.0	0	0	0	0	0	0	0.0
vs UCF	11/22/2024		01:20	0-0	.000	0-0	.000	0-0	.000	0	0	0	0.0	1	0	0	0	0	0	0.0
Chicago St.	11/30/2024		04:48	0-1	.000	0-0	.000	0-0	.000	1	0	1	0.2	1	1	0	0	1	0	0.0
Detroit Mercy	12/22/2024		03:19	0-3	.000	0-3	.000	0-0	.000	0	1	1	0.3	4	0	0	0	0	0	0.0
Iowa	01/03/2025		01:08	1-1	1.000	0-0	.000	0-0	.000	0	0	0	0.3	0	1	0	0	0	2	0.3
Minnesota	01/10/2025		04:24	0-2	.000	0-1	.000	0-2	.000	0	1	1	0.4	0	0	0	0	0	0	0.3
at Southern California	01/18/2025		00:39	0-0	.000	0-0	.000	0-0	.000	0	0	0	0.3	0	0	0	0	0	0	0.2
Totals		**0**	**21:43**	**1-9**	**.111**	**0-6**	**.000**	**0-2**	**.000**	**1**	**2**	**3**	**0.3**	**7**	**3**	**0**	**0**	**1**	**2**	**0.2**

CAREER STATISTICS

FREITAG, Daniel

				Field Goals		3-Point		F-Throws		Rebounds									Scoring	
SEASON	**TEAM**	**GP-GS**	**MIN/AVG**	**FG-FGA**	**FG%**	**3FG-3FGA**	**3FG%**	**FT-FTA**	**FT%**	**OFF**	**DEF**	**TOT**	**AVG**	**PF-FO**	**A**	**TO**	**BLK**	**STL**	**PTS**	**AVG**
2024-25	Wisc	9-0	22/2.4	1-9	.111	0-6	.000	0-2	.000	1	2	3	0.3	7-0	3	0	0	1	2	0.2
TOTAL		**9-0**	**22/2.4**	**1-9**	**.111**	**0-6**	**.000**	**0-2**	**.000**	**1**	**2**	**3**	**0.3**	**7-0**	**3**	**0**	**0**	**1**	**2**	**0.2**

7 | CARTER GILMORE

Senior | Forward | 6-7 | 225
Hartland, Wis. | Arrowhead

X/Twitter: @CarterGilmore03 | **Instagram:** @cartergilmore_

SEASON HIGHS

POINTS:	7 (2x) MR vs. Butler (12/14/24)
FIELD GOALS:	3 at Illinois (12/10/24)
FG ATTEMPTS:	5 (2x) MR at Illinois (12/10/24)
3-POINT FGS:	2 vs. Iowa (1/3/25)
3-POINT FGAS:	3 vs. Michigan (12/3/24)
FREE THROWS:	2 (2x) MR vs. Butler (12/14/24)
FT ATTEMPTS:	2 (4x) MR vs. USC (1/18/25)
REBOUNDS:	6 at #5 Marquette (12/7/24)
ASSISTS:	5 at #5 Marquette (12/7/24)
BLOCKS:	2 (2x) MR at Rutgers (1/6/25)
STEALS:	1 (3x) MR at #5 Marquette (12/7/24)
MINUTES:	28 vs Ohio State (1/14/25)

CAREER HIGHS

POINTS:	8 at Iowa (12-11-22)
FIELD GOALS:	4 at Iowa (12-11-22)
FG ATTEMPTS:	7 at Iowa (12-11-22)
3-POINT FGS:	2 vs. Iowa (1/3/25)
3-POINT FGAS:	3 (4x) MR vs. Michigan (12/3/24)
FREE THROWS:	5 vs. Chicago State (12-22-23)
FT ATTEMPTS:	5 (2x) MR vs. Chicago St (12-22-23)
REBOUNDS:	7 at Illinois (1-7-23)
ASSISTS:	5 at #5 Marquette (12/7/24)
BLOCKS:	2 (3x) MR at Rutgers (1/6/25)
STEALS:	2 (2x) MR vs. Kansas (11-24-22)
MINUTES:	33 at Indiana (1-14-23)

GET TO KNOW CARTER

A 6-foot-7 forward from Hartland, Wisconsin, Carter Gilmore is now in his fifth season with Wisconsin. Gilmore played in 33 games last season for the Badgers, averaging 9.2 minutes per game as a key rotation player. A preferred walk-on who has since earned a scholarship, Gilmore provides a wealth of veteran leadership. He was a member of the 2021-22 conference championship for the Badgers, and has appeared in four NCAA Tournament games. Gilmore was a standout in-state recruit at Arrowhead, where he finished as the all-time leading scorer (1,565 points). His parents are Brian and Stephanie Gilmore. Carter's father, Brian, played for former Wisconsin head coach and hall of famer Bo Ryan's first Division III national championship team at UW-Platteville in 1991. His mother, Stephanie, was a standout player on the University of Wisconsin-Platteville women's team, inducted into the WIAC Hall of Fame in 2018.

INDIVIDUAL BENCHMARKS

	SEASON	CAREER
GP/GS:	19/0	118/3
5+ POINTS:	7	18
10+ POINTS:	0	--
5+ REBOUNDS:	1	8
LED UW IN PTS:	0	--
LED UW IN REB:	0	--

TOP PERFORMANCES

- **vs. #13 Illinois (3/17/24):** Matched his season high with 7 points (2-3 FG, 3-3 FT) in 16 minutes.
- **vs. #3 Purdue (3/16/24):** Played a season high 18 minutes, tallying 3 points, 2 assists and 1 rebound.
- **vs. #24 Virginia (11/20/23):** Had 4 points (2-2 FG) and 4 rebounds in 13 minutes off the bench in a win.
- **at Iowa (11/12/22):** Scored a career high 8 points, plus 4 rebounds off the bench in a win at Iowa.
- **vs #13 Maryland (12/6/22):** Tallied 7 points, 3 rebounds, 1 assist and 1 block in a win.

GAME-BY-GAME STATISTICS

#7 GILMORE, Carter

				Total		3-Pointers		Free throws		Rebounds										
Opponent	**Date**	**GS**	**MIN**	**FG-FGA**	**PCT**	**3FG-3FGA**	**PCT**	**FT-FTA**	**PCT**	**OFF**	**DEF**	**TOT**	**AVG**	**PF**	**A**	**TO**	**BLK**	**STL**	**PTS**	**AVG**
Holy Cross	11/04/2024		08:09	2-2	1.000	0-0	.000	1-1	1.000	1	1	2	2.0	0	0	0	0	0	5	5.0
Montana St.	11/07/2024		19:03	2-3	.667	0-1	.000	0-0	.000	2	0	2	2.0	1	2	0	1	0	4	4.5
App State	11/10/2024		10:26	0-0	.000	0-0	.000	0-0	.000	0	1	1	1.7	2	0	0	0	1	0	3.0
Arizona	11/15/2024		08:25	0-0	.000	0-0	.000	0-0	.000	0	0	0	1.3	3	0	1	1	0	0	2.3
UTRGV	11/18/2024		20:32	0-0	.000	0-0	.000	0-2	.000	1	4	5	2.0	3	0	1	0	1	0	1.8
vs UCF	11/22/2024		19:56	0-2	.000	0-2	.000	2-2	1.000	0	0	0	1.7	3	2	0	2	0	2	1.8
vs Pittsburgh	11/24/2024		01:43	0-1	.000	0-1	.000	0-0	.000	0	0	0	1.4	0	0	0	0	0	0	1.6
Chicago St.	11/30/2024		11:32	1-2	.500	0-1	.000	0-0	.000	0	1	1	1.4	0	1	0	0	0	2	1.6
Michigan	12/03/2024		10:30	1-3	.333	1-3	.333	0-0	.000	1	3	4	1.7	3	0	0	0	0	3	1.8
at Marquette	12/07/2024		19:51	2-5	.400	1-1	1.000	0-0	.000	3	3	6	2.1	1	5	2	0	1	5	2.1
at Illinois	12/10/2024		19:56	3-5	.600	1-2	.500	0-0	.000	1	3	4	2.3	5	0	1	0	0	7	2.5
vs Butler	12/14/2024		21:29	2-3	.667	1-2	.500	2-2	1.000	0	3	3	2.3	3	3	0	0	0	7	2.9
Detroit Mercy	12/22/2024		11:23	0-2	.000	0-2	.000	0-0	.000	0	1	1	2.2	2	1	0	0	0	0	2.7
Iowa	01/03/2025		22:41	2-3	.667	2-2	1.000	0-0	.000	1	1	2	2.2	3	1	1	0	0	6	2.9
at Rutgers	01/06/2025		22:43	1-3	.333	1-2	.500	0-0	.000	1	1	2	2.2	3	0	2	2	0	3	2.9
Minnesota	01/10/2025		07:22	0-1	.000	0-1	.000	0-0	.000	0	0	0	2.1	2	1	0	0	0	0	2.8
Ohio St.	01/14/2025		28:26	2-3	.667	1-1	1.000	0-0	.000	2	1	3	2.1	3	1	1	1	0	5	2.9
at Southern California	01/18/2025		24:14	1-2	.500	0-1	.000	0-0	.000	1	2	3	2.2	1	3	1	0	0	2	2.8
at UCLA	01/21/2025		24:04	2-3	.667	1-2	.500	0-0	.000	0	1	1	2.1	4	1	1	0	0	5	2.9
Totals		**0**	**312:26**	**21-43**	**.488**	**9-24**	**.375**	**5-7**	**.714**	**14**	**26**	**40**	**2.1**	**42**	**21**	**11**	**7**	**3**	**56**	**2.9**

CAREER STATISTICS

GILMORE, Carter

				Field Goals		3-Point		F-Throws		Rebounds									Scoring	
SEASON	**TEAM**	**GP-GS**	**MIN/AVG**	**FG-FGA**	**FG%**	**3FG-3FGA**	**3FG%**	**FT-FTA**	**FT%**	**OFF**	**DEF**	**TOT**	**AVG**	**PF-FO**	**A**	**TO**	**BLK**	**STL**	**PTS**	**AVG**
2020-21	Wisc	9-0	16/1.8	1-5	.200	0-4	.000	0-0	.000	0	3	3	0.3	2-0	0	0	0	0	2	0.2
2021-22	Wisc	22-0	172/7.8	7-27	.259	1-13	.077	4-7	.571	6	16	22	1.0	20-0	8	2	4	2	19	0.9
2022-23	Wisc	35-3	659/18.8	37-91	.407	5-26	.192	12-27	.444	37	50	87	2.5	71-0	33	12	6	19	91	2.6
2023-24	Wisc	33-0	305/9.2	19-39	.487	3-12	.250	19-24	.792	22	24	46	1.4	39-0	16	16	1	3	60	1.8
2024-25	Wisc	19-0	312/16.4	21-43	.488	9-24	.375	5-7	.714	14	26	40	2.1	42-1	21	11	7	3	56	2.9
TOTAL		**118-3**	**1464/12.4**	**85-205**	**.415**	**18-79**	**.228**	**40-65**	**.615**	**79**	**119**	**198**	**1.7**	**174-1**	**78**	**41**	**18**	**27**	**228**	**1.9**

9 | JOHN TONJE

Graduate Student | Guard | 6-5 | 218
North Omaha, Neb. | Missouri

X/Twitter: @johntonje | **Instagram:** @johntonje1

GET TO KNOW JOHN

Tonje joins the Badgers as a sixth-year transfer graduate student after playing at Missouri and Colorado State. He instantly became one of the most experienced players on Wisconsin's roster, entering the 2024-25 saeson having played in 130 career games (50 starts). Tonje is an old soul. He likes drinking coffee, reading books, listening to podcasts, and going for long walks around Madison at around 20,000 steps a day. Tonje averaged 14.6 points (47.3% FG) and 4.7 rebounds per game as a senior at Colorado State in 2022-23. He played in eight games (four starts) at Missouri before sitting out the rest of the season and applying for medical redshirt. Tonje was a member of the Cameroon National Team in the 2023 FIBA Pre-Olympic Qualifying Tournament in Nigeria.

INDIVIDUAL BENCHMARKS

	SEASON	CAREER
GP/GS:	19/19	149/69
20+ POINTS:	5	14
30+ POINTS:	2	3
40+ POINTS:	1	1
2+ 3FG:	7	49
LED UW IN PTS:	8	8
LED UW IN 3FG:	8	8

TOP PERFORMANCES

- **vs #9 Arizona (11/15/24):** Erupted for a career high 41 points (8-14 FG, 4-6 3FG, 21-22 FT), plus 6 rebounds in an upset win over #9 Arizona.
- **vs Pitt (11/24/24):** Greenbrier Tip-Off tournament MVP scored 33 points (25 points in the 2H alone), plus 7 rebounds, in title game win.
- **vs Holy Cross (11/4/24):** Scored 23 points (3-6 3FG, 8-8 FT) in his first game at Wisconsin, the most in a Badger debut since at least 2000.
- **vs Oral Roberts (11/9/21):** Went 10-14 from the field in a win, scoring a career high 31 points in 29 minutes.
- **vs Penn State (11/20/22):** Secured first career double-double with 14 points and a career high 13 rebounds.
- **vs Fresno State (3/8/23):** Led Colorado State to conference tournament victory against Fresno State, scoring 20 points with 3 three-pointers.
- **vs San Diego State (3/9/23):** Scored a team-high 17 points in a one possession loss to eventual national championship game runner-up, San Diego State.

SEASON HIGHS

POINTS:	41 vs. #9 Arizona (11/15/24)
FIELD GOALS:	11 vs. Pitt (11/24/24)
FG ATTEMPTS:	19 vs. Pitt (11/24/24)
3-POINT FGS:	6 at UCLA (1/21/25)
3-POINT FGAS:	7 (2x) MR at UCLA (1/21/25)
FREE THROWS:	21 vs. #9 Arizona (11/15/24)
FT ATTEMPTS:	22 vs. #9 Arizona (11/15/24)
REBOUNDS:	9 at Rutgers (1/6/25)
ASSISTS:	5 vs. App State (11/10/24)
BLOCKS:	2 at Rutgers (1/6/25)
STEALS:	3 vs. Iowa (1/3/25)
MINUTES:	38 vs. Pitt (11/24/24)

CAREER HIGHS

POINTS:	41 vs. #9 Arizona (11/15/24)
FIELD GOALS:	10 vs. Oral Roberts (9-11-21)*
FG ATTEMPTS:	16 vs. Miss. Valley State (11-26-22)*
3-POINT FGS:	6 at UCLA (1/21/25)
3-POINT FGAS:	8 (2x) MR vs. Loyola Marymount (11-30-22)*
FREE THROWS:	21 vs. #9 Arizona (11/15/24)
FT ATTEMPTS:	22 vs. #9 Arizona (11/15/24)
REBOUNDS:	13 vs. Penn State (11-20-22)*
ASSISTS:	5 vs. App State (11/10/24)
BLOCKS:	2 (3x) MR at Rutgers (1/6/25)
STEALS:	3 (2x) MR vs. Iowa (1/3/25)
MINUTES:	38 vs. Pitt (11/24/24)

*recorded at Colorado State

GAME-BY-GAME STATISTICS

#9 TONJE, John

				Total		3-Pointers		Free throws		Rebounds										
Opponent	**Date**	**GS**	**MIN**	**FG-FGA**	**PCT**	**3FG-3FGA**	**PCT**	**FT-FTA**	**PCT**	**OFF**	**DEF**	**TOT**	**AVG**	**PF**	**A**	**TO**	**BLK**	**STL**	**PTS**	**AVG**
Holy Cross	11/04/2024	*	26:54	6-11	.545	3-6	.500	8-8	1.000	2	3	5	5.0	2	1	3	0	1	23	23.0
Montana St.	11/07/2024	*	27:07	2-4	.500	1-2	.500	8-9	.889	1	3	4	4.5	2	1	3	0	0	13	18.0
App State	11/10/2024	*	30:20	8-14	.571	1-5	.200	0-0	.000	1	6	7	5.3	1	5	0	0	2	17	17.7
Arizona	11/15/2024	*	33:53	8-14	.571	4-6	.667	21-22	.955	0	6	6	5.5	4	1	4	0	1	41	23.5
UTRGV	11/18/2024	*	30:40	3-5	.600	3-5	.600	10-10	1.000	1	2	3	5.0	3	0	3	0	1	19	22.6
vs UCF	11/22/2024	*	30:06	6-14	.429	0-3	.000	3-4	.750	1	5	6	5.2	2	4	2	0	0	15	21.3
vs Pittsburgh	11/24/2024	*	37:51	11-19	.579	1-5	.200	10-10	1.000	3	4	7	5.4	3	1	2	0	0	33	23.0
Chicago St.	11/30/2024	*	29:23	5-12	.417	3-6	.500	9-10	.900	0	5	5	5.4	0	3	1	0	1	22	22.9
Michigan	12/03/2024	*	30:27	5-12	.417	3-5	.600	5-6	.833	0	3	3	5.1	3	0	3	0	2	18	22.3
at Marquette	12/07/2024	*	29:06	3-11	.273	1-5	.200	7-8	.875	1	4	5	5.1	3	1	5	0	0	14	21.5
at Illinois	12/10/2024	*	32:30	5-15	.333	2-7	.286	2-2	1.000	1	3	4	5.0	2	3	4	0	0	14	20.8
vs Butler	12/14/2024	*	30:51	2-8	.250	0-4	.000	7-7	1.000	0	6	6	5.1	1	3	1	0	0	11	20.0
Detroit Mercy	12/22/2024	*	24:41	2-6	.333	1-3	.333	4-4	1.000	1	3	4	5.0	1	3	2	0	0	9	19.2
Iowa	01/03/2025	*	23:04	3-6	.500	2-3	.667	4-5	.800	2	1	3	4.9	0	2	1	0	3	12	18.6
at Rutgers	01/06/2025	*	32:23	6-12	.500	1-4	.250	2-2	1.000	1	8	9	5.1	2	2	1	2	1	15	18.4
Minnesota	01/10/2025	*	24:34	4-10	.400	1-6	.167	7-8	.875	0	6	6	5.2	1	3	1	0	0	16	18.3
Ohio St.	01/14/2025	*	35:30	3-7	.429	1-4	.250	10-10	1.000	0	4	4	5.1	0	0	3	0	1	17	18.2
at Southern California	01/18/2025	*	22:03	0-3	.000	0-2	.000	0-0	.000	0	0	0	4.8	2	1	2	0	0	0	17.2
at UCLA	01/21/2025	*	33:39	8-9	.889	6-7	.857	2-3	.667	1	4	5	4.8	3	2	2	0	0	24	17.5
Totals		**19**	**565:03**	**90-192**	**.469**	**34-88**	**.386**	**119-128**	**.930**	**16**	**76**	**92**	**4.8**	**35**	**36**	**43**	**2**	**13**	**333**	**17.5**

CAREER STATISTICS

TONJE, John

				Field Goals		3-Point		F-Throws		Rebounds									Scoring	
SEASON	**TEAM**	**GP-GS**	**MIN/AVG**	**FG-FGA**	**FG%**	**3FG-3FGA**	**3FG%**	**FT-FTA**	**FT%**	**OFF**	**DEF**	**TOT**	**AVG**	**PF-FO**	**A**	**TO**	**BLK**	**STL**	**PTS**	**AVG**
2019-20	CSU	31-0	263/8.5	35-76	.461	20-46	.435	21-31	.677	5	27	32	1.0	28-0	10	15	0	5	111	3.6
2020-21	CSU	28-1	564/20.1	56-144	.389	25-80	.313	48-56	.857	19	63	82	2.9	43-0	23	32	5	12	185	6.6
2021-22	CSU	30-12	759/25.3	89-193	.461	32-88	.364	64-78	.821	18	73	91	3.0	50-0	26	31	6	12	274	9.1
2022-23	CSU	33-33	1032/31.3	157-332	.473	61-157	.389	106-130	.815	22	132	154	4.7	55-0	43	61	11	25	481	14.6
2023-24	MO	8-4	78/9.7	6-12	.500	2-6	.333	7-7	1.000	1	6	7	0.9	7-0	3	6	1	2	21	2.6
2024-25	Wisc	19-19	565/29.7	90-192	.469	34-88	.386	119-128	.930	16	76	92	4.8	35-0	36	43	2	13	333	17.5
TOTAL FOR Wisc		**19-19**	**565/29.7**	**90-192**	**.469**	**34-88**	**.386**	**119-128**	**.930**	**16**	**76**	**92**	**4.8**	**35-0**	**36**	**43**	**2**	**13**	**333**	**17.5**
TOTAL		**149-69**	**3260/21.9**	**433-949**	**.456**	**174-465**	**.374**	**365-430**	**.849**	**81**	**377**	**458**	**3.1**	**218-0**	**141**	**188**	**25**	**69**	**1405**	**9.4**

11 | MAX KLESMIT

Senior | Guard | 6-4 | 204
Neenah, Wis. | Neenah

X/Twitter: @maxkle2 | **Instagram:** @maxklesmit

GET TO KNOW MAX

With two seasons for the Badgers under his belt, Max Klesmit is poised to be a leader for the 2024-25 Badger team. He sports some of the most memorable scoring performances in recent memory for Wisconsin, including scoring 21 points in a win against #3 Marquette and a game-winner against #3 Purdue. One of the key contributers to the 2023-24 team's success, he averaged 14.1 points per game during an eight game stretch where the Badgers went 7-1, all against conference opponents. Klesmit also lead the team in scoring (18 points) in the Badger's NCAA Tournament game. Klesmit brings valuable shooting to the team, sporting a career .392 3PT% with Wisconsin.

INDIVIDUAL BENCHMARKS

	SEASON	CAREER
GP/GS:	18/18	137/120
10+ POINTS:	8	72
20+ POINTS:	2	12
3+ ASSISTS:	8	32
LED TEAM IN PTS:	2	17
LED TEAM IN 3FG:	6	44

TOP PERFORMANCES

- **vs Montana State (11/7/24):** Made a career high 6 triples and scored a game-high 26 points in the win.
- **vs #3 Purdue (3/16/24):** 12 pts (3-4 3FG), including the game-winner in Big Ten Tournament semifinals.
- **vs Indiana (1/19/24):** Scored 26 points, his most as a Badger, shooting 8-for-11 from the floor (5-7 3FG).
- **vs Northwestern (1/13/24):** Finished with 24 pts (5-7 3FG) in a win.
- **at Ohio State (1/10/24):** Scored all 18 of his points in the second half (5-9 FG, 2-4 3FG, 6-6 FT) in a win.
- **vs #3 Marquette (12/2/23):** Finished with a game-high 21 points (all first half) in the win.
- **vs #5 Purdue (3/1/22):** Matched a season high with 19 points (3-5 3FG) - 17 pts in the second half alone.
- **vs #3 Kansas (11/24/22):** Played a career high 43 minutes, finishing with 13 points (4-6 FG, 2-3 3FG).

SEASON HIGHS

POINTS:	26 vs. Montana State (11/7/24)
FIELD GOALS:	7 (2x) MR vs. USC (1/18/25)
FG ATTEMPTS:	15 vs. Montana State (11/7/24)
3-POINT FGS:	6 (2x) MR at #5 Marquette (12/7/24)
3-POINT FGAS:	11 (2x) MR at #5 Marquette (12/7/24)
FREE THROWS:	8 vs. Butler (12/14/24)
FT ATTEMPTS:	8 vs. Butler (12/14/24)
REBOUNDS:	4 at Rutgers (1/6/25)
ASSISTS:	6 vs. Iowa (1/3/25)
BLOCKS:	1 vs. UTRGV (11/18/24)
STEALS:	5 vs. App State (11/10/24)
MINUTES:	36 (2x) MR vs. Michigan (12/3/24)

CAREER HIGHS

POINTS:	27 (2x) MR vs. The Citadel (1/19/22)*
FIELD GOALS:	10 vs. The Citadel (1/19/22)*
FG ATTEMPTS:	16 (3x) MR at Chattanooga (1/26/22)*
3-POINT FGS:	6 (2x) MR at #5 Marquette (12/7/24)
3-POINT FGAS:	11 (2x) MR at #5 Marquette (12/7/24)
FREE THROWS:	8 (2x) MR vs. Butler (12/14/24)
FT ATTEMPTS:	10 at Samford (2/9/22)*
REBOUNDS:	8 (2x) MR at Nebraska (2/11/23)
ASSISTS:	8 at Iowa (2/17/24)
BLOCKS:	2 at Michigan (2/26/23)
STEALS:	5 (2x) MR vs. App State (11/10/24)
MINUTES:	43 vs. Kansas (11/24/22)

*recorded at Wofford

GAME-BY-GAME STATISTICS

#11 KLESMIT, Max

				Total		3-Pointers		Free throws		Rebounds										
Opponent	**Date**	**GS**	**MIN**	**FG-FGA**	**PCT**	**3FG-3FGA**	**PCT**	**FT-FTA**	**PCT**	**OFF**	**DEF**	**TOT**	**AVG**	**PF**	**A**	**TO**	**BLK**	**STL**	**PTS**	**AVG**
Holy Cross	11/04/2024	*	27:38	3-9	.333	1-7	.143	0-0	.000	0	2	2	2.0	1	1	1	0	2	7	7.0
Montana St.	11/07/2024	*	36:11	7-15	.467	6-11	.545	6-6	1.000	0	0	0	1.0	2	1	0	0	2	26	16.5
App State	11/10/2024	*	27:55	5-11	.455	2-6	.333	3-3	1.000	0	1	1	1.0	2	4	1	0	5	15	16.0
Arizona	11/15/2024	*	35:27	3-7	.429	1-5	.200	6-6	1.000	0	3	3	1.5	2	3	0	0	2	13	15.3
UTRGV	11/18/2024	*	34:14	3-11	.273	1-6	.167	4-4	1.000	1	0	1	1.4	2	2	3	1	0	11	14.4
vs UCF	11/22/2024	*	27:25	3-9	.333	2-7	.286	0-0	.000	0	3	3	1.7	0	3	2	0	3	8	13.3
vs Pittsburgh	11/24/2024	*	33:48	1-7	.143	1-5	.200	4-6	.667	0	2	2	1.7	3	5	0	0	0	7	12.4
Chicago St.	11/30/2024	*	26:06	2-9	.222	1-7	.143	0-0	.000	0	2	2	1.8	2	5	2	0	0	5	11.5
Michigan	12/03/2024	*	35:47	3-14	.214	1-9	.111	1-2	.500	1	2	3	1.9	2	2	1	0	1	8	11.1
at Marquette	12/07/2024	*	33:37	6-12	.500	6-11	.545	4-4	1.000	1	0	1	1.8	2	2	0	0	0	22	12.2
at Illinois	12/10/2024	*	28:34	4-10	.400	2-5	.400	3-6	.500	0	1	1	1.7	3	4	3	0	1	13	12.3
vs Butler	12/14/2024	*	34:27	1-7	.143	1-6	.167	8-8	1.000	0	3	3	1.8	2	2	1	0	0	11	12.2
Detroit Mercy	12/22/2024	*	24:43	0-5	.000	0-3	.000	0-0	.000	0	2	2	1.8	0	2	1	0	0	0	11.2
Iowa	01/03/2025	*	22:40	3-5	.600	2-4	.500	0-0	.000	0	1	1	1.8	3	6	1	0	0	8	11.0
at Rutgers	01/06/2025	*	24:20	1-5	.200	1-5	.200	0-0	.000	1	3	4	1.9	0	3	1	0	1	3	10.5
Ohio St.	01/14/2025	*	29:52	1-5	.200	1-3	.333	1-2	.500	0	2	2	1.9	2	1	2	0	0	4	10.1
at Southern California	01/18/2025	*	27:16	7-14	.500	2-9	.222	2-2	1.000	0	2	2	1.9	0	4	1	0	2	18	10.5
at UCLA	01/21/2025	*	30:27	2-5	.400	2-4	.500	2-2	1.000	0	3	3	2.0	3	1	2	0	0	8	10.4
Totals		**18**	**540:27**	**55-160**	**.344**	**33-113**	**.292**	**44-51**	**.863**	**4**	**32**	**36**	**2.0**	**31**	**51**	**22**	**1**	**19**	**187**	**10.4**

CAREER STATISTICS

KLESMIT, Max

				Field Goals		3-Point		F-Throws		Rebounds									Scoring	
SEASON	**TEAM**	**GP-GS**	**MIN/AVG**	**FG-FGA**	**FG%**	**3FG-3FGA**	**3FG%**	**FT-FTA**	**FT%**	**OFF**	**DEF**	**TOT**	**AVG**	**PF-FO**	**A**	**TO**	**BLK**	**STL**	**PTS**	**AVG**
2020-21	WOF	19-2	429/22.6	54-116	.466	25-67	.373	22-26	.846	9	43	52	2.7	46-1	22	23	0	24	155	8.2
2021-22	WOF	31-31	986/31.8	156-350	.446	68-200	.340	82-98	.837	13	73	86	2.8	84-2	60	66	3	50	462	14.9
2022-23	Wisc	33-33	1059/32.1	91-215	.423	46-120	.383	48-69	.696	11	77	88	2.7	78-1	45	32	6	41	276	8.4
2023-24	Wisc	36-36	1032/28.7	118-270	.437	66-166	.398	56-68	.824	9	68	77	2.1	76-1	67	39	3	31	358	9.9
2024-25	Wisc	18-18	540/30.0	55-160	.344	33-113	.292	44-51	.863	4	32	36	2.0	31-0	51	22	1	19	187	10.4
TOTAL FOR Wisc		**87-87**	**2631/30.2**	**264-645**	**.409**	**145-399**	**.363**	**148-188**	**.787**	**24**	**177**	**201**	**2.3**	**185-2**	**163**	**93**	**10**	**91**	**821**	**9.4**
TOTAL		**137-120**	**4046/29.5**	**474-1111**	**.427**	**238-666**	**.357**	**252-312**	**.808**	**46**	**293**	**339**	**2.5**	**315-5**	**245**	**182**	**13**	**165**	**1438**	**10.5**

13 | XAVIER AMOS

Junior | Forward | 6-7 | 216
Chicago, Ill. | Northern Illinois

X/Twitter: @xaamos | **Instagram:** @xaamos

GET TO KNOW XAVIER

Amos begins his first season at Wisconsin after transferring from Northern Illinois, where he spent his first two seasons. He broke out in his sophomore season (2023-24), starting all 25 games he played in while averaging 13.8 points and 5.8 rebounds per game. Amos stretches the floor as a big man, shooting 38.5% from three in 2023-24.

INDIVIDUAL BENCHMARKS

	SEASON	CAREER
GP/GS:	19/0	51/26
10+ POINTS:	1	17
5+ REBOUNDS:	2	20
3+ 3-PTERS MADE:	0	6
2+ BLOCKS:	0	9

TOP PERFORMANCES

- **vs. App State (11/10/24):** In 12 minutes of play, recorded UW career highs with 10 points and 6 rebounds, while making 4-of-4 free throws.
- **vs. Holy Cross (11/4/24):** Made his Badger debut, tallying 2 points, 4 rebounds and 1 assist in the win.
- **at Northwestern (11/27/23):** Scored a career-high 26 points while going 11-for-15 from the field, including going 4-for-5 on 3-point attempts.
- **at Monmouth (12/09/23):** Secured first ever double-double with 21 points and 11 rebounds, while also putting up a career-high four blocks and going 10-for-15 from the field.

SEASON HIGHS

POINTS:	10 vs. App State (11/10/24)
FIELD GOALS:	3 (2x) MR vs. Chicago St (11/30/24)
FG ATTEMPTS:	8 (2x) MR vs. Chicago St (11/30/24)
3-POINT FGS:	2 (4x) MR vs. Iowa (1/3/25)
3-POINT FGAS:	4 (5x) MR vs. Minnesota (1/10/25)
FREE THROWS:	4 vs. App State (11/10/24)
FT ATTEMPTS:	4 vs. App State (11/10/24)
REBOUNDS:	6 vs. App State (11/10/24)
ASSISTS:	1 (5x) MR vs. Minnesota (1/10/25)
BLOCKS:	1 (3x) MR vs. Minnesota (1/10/25)
STEALS:	2 vs. Minnesota (1/10/25)
MINUTES:	22 vs. Minnesota (1/10/25)

CAREER HIGHS

POINTS:	26 at Northwestern (11-27-23)*
FIELD GOALS:	11 at Northwestern (11-27-23)*
FG ATTEMPTS:	18 at South Alabama (2-10-24)*
3-POINT FGS:	5 vs. Little Rock (11-18-23)*
3-POINT FGAS:	8 (2x) MR at South Alabama (2-10-24)*
FREE THROWS:	9 at Central Michigan (1-30-24)*
FT ATTEMPTS:	13 vs. Buffalo (2-13-24)*
REBOUNDS:	12 at Miami (OH) (2-6-24)*
ASSISTS:	3 (4x) MR at Ohio (1-6-24)*
BLOCKS:	5 at Georgia State (11-17-23)*
STEALS:	3 (2x) MR at Miami (OH) (2-6-24)*
MINUTES:	40 at Monmouth (12-9-23)*

*recorded at Northern Illinois

GAME-BY-GAME STATISTICS

#13 AMOS, Xavier

				Total		3-Pointers		Free throws		Rebounds											
Opponent	**Date**	**GS**	**MIN**	**FG-FGA**	**PCT**	**3FG-3FGA**	**PCT**	**FT-FTA**	**PCT**	**OFF**	**DEF**	**TOT**	**AVG**	**PF**	**A**	**TO**	**BLK**	**STL**	**PTS**	**AVG**
Holy Cross	11/04/2024		10:43	1-4	.250	0-3	.000	0-0	.000	0	4	4	4.0	1	1	2	0	0	2	2.0
Montana St.	11/07/2024		03:41	0-1	.000	0-0	.000	0-0	.000	0	0	0	2.0	0	0	0	0	0	0	1.0
App State	11/10/2024		12:06	2-8	.250	2-4	.500	4-4	1.000	2	4	6	3.3	0	0	1	0	1	10	4.0
Arizona	11/15/2024		14:01	2-6	.333	2-4	.500	2-3	.667	0	2	2	3.0	3	0	0	0	1	8	5.0
UTRGV	11/18/2024		12:47	3-6	.500	1-2	.500	2-2	1.000	1	2	3	3.0	2	1	0	0	1	9	5.8
vs UCF	11/22/2024		14:16	2-7	.286	0-4	.000	1-1	1.000	0	5	5	3.3	3	1	2	0	0	5	5.7
vs Pittsburgh	11/24/2024		05:28	0-0	.000	0-0	.000	0-0	.000	0	1	1	3.0	0	0	0	0	0	0	4.9
Chicago St.	11/30/2024		12:33	3-8	.375	2-4	.500	0-0	.000	1	0	1	2.8	0	0	0	0	0	8	5.3
Michigan	12/03/2024		06:09	0-2	.000	0-1	.000	1-2	.500	1	1	2	2.7	0	0	0	0	0	1	4.8
at Marquette	12/07/2024		06:01	0-0	.000	0-0	.000	0-0	.000	0	1	1	2.5	1	0	1	0	0	0	4.3
at Illinois	12/10/2024		11:22	1-2	.500	1-2	.500	2-2	1.000	0	2	2	2.5	0	0	0	1	0	5	4.4
vs Butler	12/14/2024		05:23	0-2	.000	0-1	.000	0-0	.000	0	0	0	2.3	1	0	1	0	1	0	4.0
Detroit Mercy	12/22/2024		13:05	2-3	.667	0-1	.000	0-0	.000	0	1	1	2.2	0	0	0	0	0	4	4.0
Iowa	01/03/2025		08:30	2-2	1.000	2-2	1.000	0-0	.000	0	1	1	2.1	0	1	1	0	0	6	4.1
at Rutgers	01/06/2025		09:38	2-3	.667	0-1	.000	0-0	.000	0	2	2	2.1	0	0	0	1	0	4	4.1
Minnesota	01/10/2025		22:20	1-6	.167	1-4	.250	1-2	.500	1	2	3	2.1	2	1	1	1	2	4	4.1
Ohio St.	01/14/2025		04:59	1-1	1.000	0-0	.000	0-0	.000	0	1	1	2.1	3	0	1	0	0	2	4.0
at Southern California	01/18/2025		08:52	1-3	.333	1-2	.500	1-2	.500	0	0	0	1.9	0	0	1	0	1	4	4.0
at UCLA	01/21/2025		06:04	1-3	.333	0-2	.000	2-2	1.000	0	2	2	1.9	2	0	0	0	0	4	4.0
Totals		**0**	**187:57**	**24-67**	**.358**	**12-37**	**.324**	**16-20**	**.800**	**6**	**31**	**37**	**1.9**	**18**	**5**	**11**	**3**	**7**	**76**	**4.0**

CAREER STATISTICS

AMOS, Xavier

				Field Goals		3-Point		F-Throws		Rebounds									Scoring	
SEASON	**TEAM**	**GP-GS**	**MIN/AVG**	**FG-FGA**	**FG%**	**3FG-3FGA**	**3FG%**	**FT-FTA**	**FT%**	**OFF**	**DEF**	**TOT**	**AVG**	**PF-FO**	**A**	**TO**	**BLK**	**STL**	**PTS**	**AVG**
2022-23	NIU	7-1	103/14.8	9-28	.321	2-12	.167	3-4	.750	6	16	22	3.1	7-0	4	8	4	2	23	3.3
2023-24	NIU	25-25	772/30.9	129-260	.496	40-104	.385	46-71	.648	34	110	144	5.8	70-5	29	58	33	20	344	13.8
2024-25	Wisc	19-0	188/9.9	24-67	.358	12-37	.324	16-20	.800	6	31	37	1.9	18-0	5	11	3	7	76	4.0
TOTAL FOR Wisc		**19-0**	**188/9.9**	**24-67**	**.358**	**12-37**	**.324**	**16-20**	**.800**	**6**	**31**	**37**	**1.9**	**18-0**	**5**	**11**	**3**	**7**	**76**	**4.0**
TOTAL		**51-26**	**1063/20.8**	**162-355**	**.456**	**54-153**	**.353**	**65-95**	**.684**	**46**	**157**	**203**	**4.0**	**95-5**	**38**	**77**	**40**	**29**	**443**	**8.7**

14 | AIDAN KONOP

Freshman | Guard | 6-2 | 195
Sussex, Wis. | Sussex Hamilton HS

X/Twitter: @aidan_konop | **Instagram:** @aidan_konop

SEASON HIGHS

POINTS:	--
FIELD GOALS:	--
FG ATTEMPTS:	--
3-POINT FGS:	--
3-POINT FGAS:	--
FREE THROWS:	--
FT ATTEMPTS:	--
REBOUNDS:	--
ASSISTS:	--
BLOCKS:	--
STEALS:	--
MINUTES:	1 (3x) MR vs. Detroit Mercy (12/22/24)

CAREER HIGHS

POINTS:	--
FIELD GOALS:	--
FG ATTEMPTS:	--
3-POINT FGS:	--
3-POINT FGAS:	--
FREE THROWS:	--
FT ATTEMPTS:	--
REBOUNDS:	--
ASSISTS:	--
BLOCKS:	--
STEALS:	--
MINUTES:	1 (3x) MR vs. Detroit Mercy (12/22/24)

GET TO KNOW AIDAN

Aidan Konop, a 6-foot-2 guard from Sussex, Wisconsin, joined the Wisconsin men's basketball team as a preferred walk-on ahead of the 2024-25 season. As a senior at Sussex Hamilton High School, Konop averaged 20 points, six rebounds, four assists and two steals per game ... He shot over 50 percent from the field, including a 40 percent clip from 3-point range. A first-team all-Greater Metro Conference selection as a senior, Konop led Sussex Hamilton to a 20-6 record last season, culminating with an appearance in the WIAA regional final.

INDIVIDUAL BENCHMARKS

	SEASON	CAREER
GP/GS	3/0	3/0
5+ POINTS:	0	0
3+ ASSISTS:	0	0
2+ STEALS:	0	0
LED TEAM IN PTS:	0	0
LED TEAM IN AST:	0	0

TOP PERFORMANCES

- **vs. Holy Cross (11/4/24):** Made his Badger debut, playing 1 minute in the win.

GAME-BY-GAME STATISTICS

#14 KONOP, Aidan

				Total		3-Pointers		Free throws		Rebounds										
Opponent	**Date**	**GS**	**MIN**	**FG-FGA**	**PCT**	**3FG-3FGA**	**PCT**	**FT-FTA**	**PCT**	**OFF**	**DEF**	**TOT**	**AVG**	**PF**	**A**	**TO**	**BLK**	**STL**	**PTS**	**AVG**
Holy Cross	11/04/2024		01:05	0-0	.000	0-0	.000	0-0	.000	0	0	0	0.0	0	0	0	0	0	0	0.0
App State	11/10/2024		00:42	0-0	.000	0-0	.000	0-0	.000	0	0	0	0.0	0	0	0	0	0	0	0.0
Detroit Mercy	12/22/2024		00:45	0-0	.000	0-0	.000	0-0	.000	0	0	0	0.0	0	0	0	0	0	0	0.0
Totals		**0**	**02:32**	**0-0**	**.000**	**0-0**	**.000**	**0-0**	**.000**	**0**	**0**	**0**	**0.0**	**0**	**0**	**0**	**0**	**0**	**0**	**0.0**

CAREER STATISTICS

KONOP, Aidan

				Field Goals		3-Point		F-Throws		Rebounds									Scoring	
SEASON	**TEAM**	**GP-GS**	**MIN/AVG**	**FG-FGA**	**FG%**	**3FG-3FGA**	**3FG%**	**FT-FTA**	**FT%**	**OFF**	**DEF**	**TOT**	**AVG**	**PF-FO**	**A**	**TO**	**BLK**	**STL**	**PTS**	**AVG**
2024-25	Wisc	3-0	3/0.8	0-0	.000	0-0	.000	0-0	.000	0	0	0	0.0	0-0	0	0	0	0	0	0.0
TOTAL		**3-0**	**3/0.8**	**0-0**	**.000**	**0-0**	**.000**	**0-0**	**.000**	**0**	**0**	**0**	**0.0**	**0-0**	**0**	**0**	**0**	**0**	**0**	**0.0**

15 | ISAAC GARD

Junior | Guard | 6-3 | 170
Oregon, Wis. | Oregon

X/Twitter: @gardo1214 | **Instagram:** @isaacggard

GET TO KNOW ISAAC

Isaac Gard joined the Badgers as a walk-on and begins his third season with the Badgers in 2024-25. Gard has appeared in 11 career games with Wisconsin. He recorded his first career minutes as a Badger in a win vs. South Dakota. As a senior at Oregon High School, he started all 14 games and averaged 9.6 points per game while shooting 39 percent from 3-point range. A three-year letterwinner in basketball, Gard was also a two-year participant in baseball. Gard's father, Greg, is the current head coach of the Wisconsin men's basketball team.

INDIVIDUAL BENCHMARKS

	SEASON	CAREER
GP/GS:	7/0	18/0
5+ POINTS:	0	--
5+ REBOUNDS:	0	--
10+ MIN PLAYED:	0	--

TOP PERFORMANCES

- **Holy Cross (11/4/24):** Scored the first points of his collegiate career, hitting a 3-pointer in the win.
- **South Dakota (11/7/22):** Played 1 minute off the bench, his first career playing time at Wisconsin.

SEASON HIGHS

POINTS:	3 vs. Holy Cross (11/4/24)
FIELD GOALS:	1 vs. Holy Cross (11/4/24)
FG ATTEMPTS:	1 vs. Holy Cross (11/4/24)
3-POINT FGS:	1 vs. Holy Cross (11/4/24)
3-POINT FGAS:	1 vs. Holy Cross (11/4/24)
FREE THROWS:	--
FT ATTEMPTS:	--
REBOUNDS:	1 vs. Chicago State (11/30/24)
ASSISTS:	1 vs. Iowa (1/3/25)
BLOCKS:	--
STEALS:	--
MINUTES:	2 vs. Minnesota (1/10/25)

CAREER HIGHS

POINTS:	3 vs. Holy Cross (11/4/24)
FIELD GOALS:	1 vs. Holy Cross (11/4/24)
FG ATTEMPTS:	1 (2x) MR vs. Holy Cross (11/4/24)
3-POINT FGS:	1 vs. Holy Cross (11/4/24)
3-POINT FGAS:	1 (2x) MR vs. Holy Cross (11/4/24)
FREE THROWS:	--
FT ATTEMPTS:	--
REBOUNDS:	1 vs. Chicago State (11/30/24)
ASSISTS:	1 vs. Iowa (1/3/25)
BLOCKS:	--
STEALS:	--
MINUTES:	2 (2x) MR vs. Minnesota (1/10/25)

GAME-BY-GAME STATISTICS

#15 GARD, Isaac

				Total		3-Pointers		Free throws		Rebounds											
Opponent	**Date**	**GS**	**MIN**	**FG-FGA**	**PCT**	**3FG-3FGA**	**PCT**	**FT-FTA**	**PCT**	**OFF**	**DEF**	**TOT**	**AVG**	**PF**	**A**	**TO**	**BLK**	**STL**	**PTS**	**AVG**
Holy Cross	11/04/2024		00:56	1-1	1.000	1-1	1.000	0-0	.000	0	0	0	0.0	1	0	0	0	0	3	3.0
App State	11/10/2024		00:42	0-0	.000	0-0	.000	0-0	.000	0	0	0	0.0	0	0	0	0	0	0	1.5
vs UCF	11/22/2024		00:30	0-0	.000	0-0	.000	0-0	.000	0	0	0	0.0	0	0	0	0	0	0	1.0
Chicago St.	11/30/2024		00:30	0-0	.000	0-0	.000	0-0	.000	0	1	1	0.3	0	0	0	0	0	0	0.8
Iowa	01/03/2025		01:08	0-0	.000	0-0	.000	0-0	.000	0	0	0	0.2	0	1	0	0	0	0	0.6
Minnesota	01/10/2025		01:37	0-0	.000	0-0	.000	0-0	.000	0	0	0	0.2	0	0	0	0	0	0	0.5
at Southern California	01/18/2025		00:39	0-0	.000	0-0	.000	0-0	.000	0	0	0	0.1	0	0	0	0	0	0	0.4
Totals		**0**	**06:02**	**1-1**	**1.000**	**1-1**	**1.000**	**0-0**	**.000**	**0**	**1**	**1**	**0.1**	**1**	**1**	**0**	**0**	**0**	**3**	**0.4**

CAREER STATISTICS

GARD, Isaac

				Field Goals		3-Point		F-Throws		Rebounds									Scoring	
SEASON	**TEAM**	**GP-GS**	**MIN/AVG**	**FG-FGA**	**FG%**	**3FG-3FGA**	**3FG%**	**FT-FTA**	**FT%**	**OFF**	**DEF**	**TOT**	**AVG**	**PF-FO**	**A**	**TO**	**BLK**	**STL**	**PTS**	**AVG**
2022-23	Wisc	5-0	5/0.9	0-1	.000	0-1	.000	0-0	.000	0	0	0	0.0	1-0	0	0	0	0	0	0.0
2023-24	Wisc	6-0	5/0.9	0-1	.000	0-0	.000	0-0	.000	0	0	0	0.0	1-0	0	0	0	0	0	0.0
2024-25	Wisc	7-0	6/0.9	1-1	1.000	1-1	1.000	0-0	.000	0	1	1	0.1	1-0	1	0	0	0	3	0.4
TOTAL		**18-0**	**16/0.9**	**1-3**	**.333**	**1-2**	**.500**	**0-0**	**.000**	**0**	**1**	**1**	**0.1**	**3-0**	**1**	**0**	**0**	**0**	**3**	**0.2**

18 | RICCARDO GREPPI

Freshman | Forward | 6-10 | 255
Lecco, Italy | Verona

X: @ice_greppi | **Instagram:** @ice_greppi

GET TO KNOW RICCARDO

Greppi begins his freshman year with an experienced overseas career. He played for Verona in the Italy-NextGen league, appearing in eight games and averaging 9.1 points and 8.6 rebounds per contest. Greppi also has national team experience for Italy. At the 2023 Under-18 European Championships, he played in seven games averaging 2.3 points (43.8% FG) and 3.6 rebounds. In the 2022 U18 European Championships, Greppi averaged 2.4 points (50% FG) and 4.2 rebounds playing an average of 10 minutes per contest.

INDIVIDUAL BENCHMARKS

	SEASON	CAREER
GP/GS	4/0	4/0
5+ POINTS:	0	0
5+ REBOUNDS:	0	0
LED TEAM IN PTS:	0	0
LED TEAM IN REB:	0	0
5+ MINUTES PLAYED:	1	1

TOP PERFORMANCES

- **vs. Holy Cross (11/4/24):** Made his Badger debut, playing 2 minutes in the win.

SEASON HIGHS

POINTS:	3 vs. Chicago State (11/30/24)
FIELD GOALS:	--
FG ATTEMPTS:	--
3-POINT FGS:	--
3-POINT FGAS:	--
FREE THROWS:	3 vs. Chicago State (11/30/24)
FT ATTEMPTS:	4 vs. Chicago State (11/30/24)
REBOUNDS:	3 vs. App State (11/10/24)
ASSISTS:	1 vs. Detroit Mercy (12/22/24)
BLOCKS:	1 vs. Detroit Mercy (12/22/24)
STEALS:	--
MINUTES:	5 vs. Detroit Mercy (12/22/24)

CAREER HIGHS

POINTS:	3 vs. Chicago State (11/30/24)
FIELD GOALS:	--
FG ATTEMPTS:	--
3-POINT FGS:	--
3-POINT FGAS:	--
FREE THROWS:	3 vs. Chicago State (11/30/24)
FT ATTEMPTS:	4 vs. Chicago State (11/30/24)
REBOUNDS:	3 vs. App State (11/10/24)
ASSISTS:	1 vs. Detroit Mercy (12/22/24)
BLOCKS:	1 vs. Detroit Mercy (12/22/24)
STEALS:	--
MINUTES:	5 vs. Detroit Mercy (12/22/24)

GAME-BY-GAME STATISTICS

#18 GREPPI, Riccardo

				Total		3-Pointers		Free throws		Rebounds										
Opponent	Date	GS	MIN	FG-FGA	PCT	3FG-3FGA	PCT	FT-FTA	PCT	OFF	DEF	TOT	AVG	PF	A	TO	BLK	STL	PTS	AVG
Holy Cross	11/04/2024		01:40	0-0	.000	0-0	.000	0-0	.000	0	0	0	0.0	0	0	0	0	0	0	0.0
App State	11/10/2024		01:45	0-0	.000	0-0	.000	0-0	.000	2	1	3	1.5	0	0	0	0	0	0	0.0
Chicago St.	11/30/2024		02:20	0-0	.000	0-0	.000	3-4	.750	2	0	2	1.7	0	0	0	0	0	3	1.0
Detroit Mercy	12/22/2024		05:10	0-0	.000	0-0	.000	1-2	.500	0	2	2	1.8	0	1	1	1	0	1	1.0
Totals		**0**	**10:55**	**0-0**	**.000**	**0-0**	**.000**	**4-6**	**.667**	**4**	**3**	**7**	**1.8**	**0**	**1**	**1**	**1**	**0**	**4**	**1.0**

CAREER STATISTICS

GREPPI, Riccardo

				Field Goals		3-Point		F-Throws		Rebounds									Scoring	
SEASON	TEAM	GP-GS	MIN/AVG	FG-FGA	FG%	3FG-3FGA	3FG%	FT-FTA	FT%	OFF	DEF	TOT	AVG	PF-FO	A	TO	BLK	STL	PTS	AVG
2024-25	Wisc	4-0	11/2.7	0-0	.000	0-0	.000	4-6	.667	4	3	7	1.8	0-0	1	1	1	0	4	1.0
TOTAL		**4-0**	**11/2.7**	**0-0**	**.000**	**0-0**	**.000**	**4-6**	**.667**	**4**	**3**	**7**	**1.8**	**0-0**	**1**	**1**	**1**	**0**	**4**	**1.0**

21 | CHRIS HODGES

Junior | Forward | 6-9 | 257
Schaumburg, Ill. | Schaumburg

X/Twitter: @chrishodges35 | **Instagram:** @chrishodges35

SEASON HIGHS

POINTS:	1 vs. Detroit Mercy (12/22/24)
FIELD GOALS:	--
FG ATTEMPTS:	1 vs. Holy Cross (11/4/24)
3-POINT FGS:	--
3-POINT FGAS:	--
FREE THROWS:	1 vs. Detroit Mercy (12/22/24)
FT ATTEMPTS:	2 vs. Detroit Mercy (12/22/24)
REBOUNDS:	--
ASSISTS:	--
BLOCKS:	--
STEALS:	--
MINUTES:	2 (2x) MR vs. Minnesota (1/10/25)

CAREER HIGHS

POINTS:	2 vs Michigan St. (1/10/23)
FIELD GOALS:	1 vs Michigan St. (1/10/23)
FG ATTEMPTS:	3 vs. Maryland (3/14/24)
3-POINT FGS:	--
3-POINT FGAS:	--
FREE THROWS:	1 (2x) MR vs. Detroit Mercy (12/22/24)
FT ATTEMPTS:	2 (3x) MR vs. Detroit Mercy (12/22/24)
REBOUNDS:	4 vs. Maryland (3/14/24)
ASSISTS:	1 vs. Maryland (3/14/24)
BLOCKS:	1 (4x) MR vs. Maryland (3/14/24)
STEALS:	--
MINUTES:	6 vs. South Dakota (11/7/22)

GET TO KNOW CHRIS

Chris Hodges enters his junior season with 25 career games played. Last season, he made appearances in three Big Ten Tournament games, collecting four rebounds in a win over Maryland. A great teammate, Hodges was recognized with the 2024 Big Ten Sportsmanship Award for Wisconsin. The 6-foot-9 forward from Schaumburg, Illinois, played at Schaumburg High School, where he was named the 2019 Mid-Suburban League West Player of the Year as a junior.

INDIVIDUAL BENCHMARKS

	SEASON	CAREER
GP/GS:	9/0	34/0
5+ POINTS:	0	--
5+ REBOUNDS:	0	--
LED UW IN PTS:	0	--
LED UW IN REB:	0	--
5+ MINUTES PLAYED:	0	1

TOP PERFORMANCES

- **vs. Maryland (3/14/24):** Played a season high 5 minutes, tallying a career high 4 rebounds, plus 1 assist, 1 block and his first point of the season.
- **South Dakota (11/7/22):** Played 6 minutes off the bench, his first career minutes at Wisconsin.

GAME-BY-GAME STATISTICS

#21 HODGES, Chris

				Total		3-Pointers		Free throws		Rebounds											
Opponent	**Date**	**GS**	**MIN**	**FG-FGA**	**PCT**	**3FG-3FGA**	**PCT**	**FT-FTA**	**PCT**	**OFF**	**DEF**	**TOT**	**AVG**	**PF**	**A**	**TO**	**BLK**	**STL**	**PTS**	**AVG**
Holy Cross	11/04/2024		00:44	0-1	.000	0-0	.000	0-0	.000	0	0	0	0.0	0	0	0	0	0	0	0.0
App State	11/10/2024		00:42	0-0	.000	0-0	.000	0-0	.000	0	0	0	0.0	0	0	0	0	0	0	0.0
Arizona	11/15/2024		01:03	0-0	.000	0-0	.000	0-0	.000	0	0	0	0.0	0	0	0	0	0	0	0.0
vs UCF	11/22/2024		00:30	0-0	.000	0-0	.000	0-0	.000	0	0	0	0.0	0	0	0	0	0	0	0.0
Chicago St.	11/30/2024		00:30	0-0	.000	0-0	.000	0-0	.000	0	0	0	0.0	0	0	0	0	0	0	0.0
Detroit Mercy	12/22/2024		01:23	0-0	.000	0-0	.000	1-2	.500	0	0	0	0.0	1	0	0	0	0	1	0.2
Iowa	01/03/2025		02:11	0-0	.000	0-0	.000	0-0	.000	0	0	0	0.0	0	0	0	0	0	0	0.1
Minnesota	01/10/2025		01:37	0-0	.000	0-0	.000	0-0	.000	0	0	0	0.0	0	0	0	0	0	0	0.1
at Southern California	01/18/2025		00:39	0-0	.000	0-0	.000	0-0	.000	0	0	0	0.0	0	0	1	0	0	0	0.1
Totals		**0**	**09:19**	**0-1**	**.000**	**0-0**	**.000**	**1-2**	**.500**	**0**	**0**	**0**	**0.0**	**1**	**0**	**1**	**0**	**0**	**1**	**0.1**

CAREER STATISTICS

HODGES, Chris

				Field Goals		3-Point		F-Throws		Rebounds									Scoring	
SEASON	**TEAM**	**GP-GS**	**MIN/AVG**	**FG-FGA**	**FG%**	**3FG-3FGA**	**3FG%**	**FT-FTA**	**FT%**	**OFF**	**DEF**	**TOT**	**AVG**	**PF-FO**	**A**	**TO**	**BLK**	**STL**	**PTS**	**AVG**
2022-23	Wisc	14-0	30/2.2	1-3	.333	0-0	.000	0-0	.000	2	1	3	0.2	3-0	0	0	1	0	2	0.1
2023-24	Wisc	11-0	21/1.9	0-4	.000	0-0	.000	1-4	.250	4	2	6	0.5	0-0	2	0	3	0	1	0.1
2024-25	Wisc	9-0	9/1.0	0-1	.000	0-0	.000	1-2	.500	0	0	0	0.0	1-0	0	1	0	0	1	0.1
TOTAL		**34-0**	**61/1.8**	**1-8**	**.125**	**0-0**	**.000**	**2-6**	**.333**	**6**	**3**	**9**	**0.3**	**4-0**	**2**	**1**	**4**	**0**	**4**	**0.1**

22 | STEVEN CROWL

Senior | Forward | 7-0 | 248
Eagan, Minn. | Eastview

X/Twitter: @steven_crowl | **Instagram:** @stevencrowl

SEASON HIGHS

POINTS:	18 (3x) MR vs. Minnesota (1/10/25)
FIELD GOALS:	8 at Rutgers (1/6/25)
FG ATTEMPTS:	12 vs. App State (11/10/24)
3-POINT FGS:	2 (3x) MR vs. Minnesota (1/10/25)
3-POINT FGAS:	4 at Illinois (12/10/24)
FREE THROWS:	6 vs. Iowa (1/3/25)
FT ATTEMPTS:	6 vs. Iowa (1/3/25)
REBOUNDS:	11 at #5 Marquette (12/7/24)
ASSISTS:	6 vs. #9 Arizona (11/15/24)
BLOCKS:	3 vs. Chicago State (11/30/24)
STEALS:	2 vs. App State (11/10/24)
MINUTES:	31 vs. #9 Arizona (11/15/24)

CAREER HIGHS

POINTS:	36 vs. Bradley (3/14/23)
FIELD GOALS:	12 vs. Bradley (3/14/23)
FG ATTEMPTS:	18 at Illinois (1/7/23)
3-POINT FGS:	5 vs. Bradley (3/14/23)
3-POINT FGAS:	7 (2x) MR vs. Bradley (3/14/23)
FREE THROWS:	11 at Iowa (2/17/24)
FT ATTEMPTS:	13 at Iowa (2/17/24)
REBOUNDS:	13 (3x) MR at Rutgers (2/10/24)
ASSISTS:	8 vs. Indiana (1/19/24)
BLOCKS:	3 (2x) MR vs. Chicago St (11/30/24)
STEALS:	2 (3x) MR vs. App State (11/10/24)
MINUTES:	40 at Nebraska (2/11/23)

GET TO KNOW STEVEN

Steven Crowl enters the 2024-25 season as the most tenured Badger, playing in 116 career games with the team. Crowl elevates his game from year-to-year, and now serves as one of the most important contributers to the team. Last season, he put up new career highs in field goal percentage (55.6%) and rebounds per game (7.6). He became the 49th Badger to reach 1000 career points after scoring 22 against Iowa on 2/17/24. His passing is one of the key elements of his game, with the most career assists of any 7-0 foot Big Ten player since 1990. Crowl proved to be one of the most effective players during the Badger's 2024 Big Ten Tournament run, averaging 14.5 points per game on 64.1% FG shooting. With a team full of new faces, Crowl's veteran leadership will prove to be valuable.

GAME-BY-GAME STATISTICS

#22 CROWL, Steven

				Total		3-Pointers		Free throws		Rebounds										
Opponent	**Date**	**GS**	**MIN**	**FG-FGA**	**PCT**	**3FG-3FGA**	**PCT**	**FT-FTA**	**PCT**	**OFF**	**DEF**	**TOT**	**AVG**	**PF**	**A**	**TO**	**BLK**	**STL**	**PTS**	**AVG**
Holy Cross	11/04/2024	*	25:39	3-7	.429	1-2	.500	0-0	.000	2	6	8	8.0	1	2	3	0	1	7	7.0
Montana St.	11/07/2024	*	24:28	1-4	.250	0-0	.000	4-4	1.000	1	3	4	6.0	3	4	4	0	0	6	6.5
App State	11/10/2024	*	28:17	7-12	.583	1-3	.333	2-2	1.000	0	1	1	4.3	1	4	1	0	2	17	10.0
Arizona	11/15/2024	*	31:11	3-4	.750	0-1	.000	2-4	.500	1	3	4	4.3	5	6	1	1	0	8	9.5
UTRGV	11/18/2024	*	20:26	3-7	.429	0-0	.000	3-4	.750	1	4	5	4.4	0	1	1	0	0	9	9.4
vs UCF	11/22/2024	*	14:24	3-6	.500	0-2	.000	0-0	.000	1	3	4	4.3	5	3	2	0	0	6	8.8
vs Pittsburgh	11/24/2024	*	27:57	3-9	.333	0-0	.000	0-2	.000	3	6	9	5.0	1	3	0	0	0	6	8.4
Chicago St.	11/30/2024	*	27:48	4-7	.571	0-0	.000	1-2	.500	3	4	7	5.3	0	5	1	3	0	9	8.5
Michigan	12/03/2024	*	21:43	1-5	.200	0-2	.000	0-0	.000	1	3	4	5.1	5	0	0	1	0	2	7.8
at Marquette	12/07/2024	*	28:13	1-4	.250	0-1	.000	0-0	.000	4	7	11	5.7	1	3	2	0	0	2	7.2
at Illinois	12/10/2024	*	18:43	3-9	.333	1-4	.250	2-2	1.000	0	0	0	5.2	3	1	0	0	1	9	7.4
vs Butler	12/14/2024	*	17:12	7-10	.700	2-3	.667	2-2	1.000	0	6	6	5.3	2	1	0	0	0	18	8.3
Detroit Mercy	12/22/2024	*	21:05	7-10	.700	0-3	.000	1-1	1.000	1	3	4	5.2	0	0	1	1	0	15	8.8
Iowa	01/03/2025	*	20:17	4-4	1.000	0-0	.000	6-6	1.000	1	6	7	5.3	1	3	3	0	0	14	9.1
at Rutgers	01/06/2025	*	24:41	8-11	.727	2-3	.667	0-0	.000	3	7	10	5.6	3	3	3	0	1	18	9.7
Minnesota	01/10/2025	*	26:10	6-7	.857	2-2	1.000	4-4	1.000	1	4	5	5.6	0	3	2	1	0	18	10.3
Ohio St.	01/14/2025	*	28:03	5-10	.500	0-3	.000	4-4	1.000	0	7	7	5.6	3	1	0	1	0	14	10.5
at Southern California	01/18/2025	*	17:40	3-4	.750	1-1	1.000	2-2	1.000	0	3	3	5.5	4	1	1	1	0	9	10.4
at UCLA	01/21/2025	*	29:19	4-6	.667	1-2	.500	2-2	1.000	2	3	5	5.5	3	3	2	1	1	11	10.4
Totals		**19**	**453:17**	**76-136**	**.559**	**11-32**	**.344**	**35-41**	**.854**	**25**	**79**	**104**	**5.5**	**41**	**47**	**27**	**10**	**6**	**198**	**10.4**

INDIVIDUAL BENCHMARKS

	SEASON	CAREER
GP/GS:	19/19	135/123
10+ POINTS:	8	62
20+ POINTS:	0	8
10+ REBOUNDS:	2	18
DOUBLE-DOUBLES:	1	12
LED UW IN PTS:	2	17
LED UW IN REB:	7	51

TOP PERFORMANCES

- **vs Northwestern (3/15/24):** Scored 19 points (8-12 FG, 3-5 3FG), plus 7 boards in Big Ten Tournament.
- **vs Maryland (3/14/24):** Had 17 points, shooting an efficient 7-for-8 FG (3-3 3FG) in Big Ten Tournament.
- **vs Ohio St (2/13/24):** Recorded a double-double with a team-high 16 points, plus 10 rebounds in win.
- **vs #3 Marquette (12/2/23):** Finished with 16 points and 8 rebounds, shooting 5-6 FG and 6-8 FT.
- **vs #24 Virginia (11/20/23):** Tallied a double-double with a team-high 15 pts, 10 reb, plus 2 ast and 1 blk.
- **vs Bradley (3/14/23):** Exploded for a career high 36 points in an NIT win vs. Bradley at the Kohl Center.

CAREER STATISTICS

CROWL, Steven

				Field Goals		3-Point		F-Throws		Rebounds									Scoring	
SEASON	**TEAM**	**GP-GS**	**MIN/AVG**	**FG-FGA**	**FG%**	**3FG-3FGA**	**3FG%**	**FT-FTA**	**FT%**	**OFF**	**DEF**	**TOT**	**AVG**	**PF-FO**	**A**	**TO**	**BLK**	**STL**	**PTS**	**AVG**
2020-21	Wisc	12-0	36/3.0	4-8	.500	0-1	.000	0-0	.000	4	5	9	0.8	9-0	2	3	1	0	8	0.7
2021-22	Wisc	33-33	834/25.3	114-230	.496	26-82	.317	36-45	.800	48	96	144	4.4	84-1	48	31	9	9	290	8.8
2022-23	Wisc	35-35	1071/30.6	173-339	.510	27-88	.307	52-82	.634	53	190	243	6.9	74-0	86	56	17	12	425	12.1
2023-24	Wisc	36-36	1044/29.0	155-279	.556	26-58	.448	66-89	.742	85	176	261	7.3	92-2	76	60	17	11	402	11.2
2024-25	Wisc	19-19	453/23.9	76-136	.559	11-32	.344	35-41	.854	25	79	104	5.5	41-3	47	27	10	6	198	10.4
TOTAL		**135-123**	**3438/25.5**	**522-992**	**.526**	**90-261**	**.345**	**189-257**	**.735**	**215**	**546**	**761**	**5.6**	**300-6**	**259**	**177**	**54**	**38**	**1323**	**9.8**

25 | JOHN BLACKWELL

Sophomore | Guard | 6-4 | 203
Bloomfield Hills, Mich. | Brother Rice

X/Twitter: @_Johnblackwell1 | **Instagram:** @thejohnblackwell

GET TO KNOW JOHN

John Blackwell enjoyed a successful first year at Wisconsin, will step into a larger role during his sophomore season in 2024-25. Blackwell became the ninth player in program history to make the Big Ten All-Freshman Team. Along the way, he took home four Big Ten Freshman of the Week title, the first Badger to do so since Nigel Hayes. Blackwell averaged 8.0 points per game on very efficient shooting, his .455 3PT% was the best of any freshman in program history with at least 60 attempts. Despite playing just 18.5 minutes per game, Blackwell led the team in scoring four times. John's father, Glynn Blackwell, played four seasons at Illinois (1984-88) at shooting guard, appearing in 106 games (57 starts) for the Illini where he averaged 12.1 points per game as a senior.

INDIVIDUAL BENCHMARKS

	SEASON	CAREER
GP/GS:	19/19	53/20
10+ POINTS:	16	30
20+ POINTS:	5	5
30+ POINTS:	2	2
3+ 3FG MADE:	2	4
LED UW IN PTS:	5	9
LED UW IN 3FG:	3	9

TOP PERFORMANCES

- **vs Iowa (1/3/25):** Scored a career-high 32 pts, shooting 6-for-10 from the 3, plus 8 reb, 5 ast.
- **vs UTRGV (11/18/24):** Scored a then career-high 30 pts, shooting 11-for-18 from the floor, plus 7 reb, 3 ast.
- **vs Maryland (3/14/24):** Matched a then-career-high 18 pts (4-6 3FG) in the Big Ten Tournament.
- **at #3 Purdue (3/10/24):** Matched a career high with 18 points (7-10 FG, 2-3 3FG), plus 4 rebounds.
- **vs. Rutgers (3/7/24):** Posted 17 points, one shy of his career high, finishing 9-for-10 at the free throw line, plus 8 rebounds and 2 steals.
- **at #1 Arizona (12/9/23):** Scored a team-high 17 points (4-5 3FG), while grabbing a team-high 7 rebounds.
- **vs #24 Virginia (11/20/23):** 10 points in 18 minutes off the bench, including team-high 2 triples (2-3 3FG).
- **vs Robert Morris (11/17/23):** Then career high 18 points (4-5 FG, 2-3 3FG, 8-10 FT) in 18 minutes off bench.

SEASON HIGHS

POINTS:	32 vs. Iowa (1/3/25)
FIELD GOALS:	11 (2x) MR vs. Iowa (1/3/25)
FG ATTEMPTS:	18 (2x) MR vs. Iowa (1/3/25)
3-POINT FGS:	6 vs. Iowa (1/3/25)
3-POINT FGAS:	10 vs. Iowa (1/3/25)
FREE THROWS:	10 at UCLA (1/21/25)
FT ATTEMPTS:	12 at UCLA (1/21/25)
REBOUNDS:	9 vs. Michigan (12/3/24)
ASSISTS:	5 (3x) MR vs. Iowa (1/3/25)
BLOCKS:	1 (2x) MR vs. Chicago St (11/30/24)
STEALS:	2 (5x) MR vs. USC (1/18/25)
MINUTES:	38 vs. UTRGV (11/18/24)

CAREER HIGHS

POINTS:	32 vs. Iowa (1/3/25)
FIELD GOALS:	11 (2x) MR vs. Iowa (1/3/25)
FG ATTEMPTS:	18 (2x) MR vs. Iowa (1/3/25)
3-POINT FGS:	6 vs. Iowa (1/3/25)
3-POINT FGAS:	10 vs. Iowa (1/3/25)
FREE THROWS:	10 at UCLA (1/21/25)
FT ATTEMPTS:	12 at UCLA (1/21/25)
REBOUNDS:	9 (3x) MR vs. Michigan (12/3/24)
ASSISTS:	5 (3x) MR vs. Iowa (1/3/25)
BLOCKS:	1 (4x) MR vs. Chicago St (11/30/24)
STEALS:	2 (8x) MR vs. USC (1/18/25)
MINUTES:	38 vs. UTRGV (11/18/24)

GAME-BY-GAME STATISTICS

#25 BLACKWELL, John

				Total		3-Pointers		Free throws		Rebounds											
Opponent	**Date**	**GS**	**MIN**	**FG-FGA**	**PCT**	**3FG-3FGA**	**PCT**	**FT-FTA**	**PCT**	**OFF**	**DEF**	**TOT**	**AVG**	**PF**	**A**	**TO**	**BLK**	**STL**	**PTS**	**AVG**
Holy Cross	11/04/2024	*	30:04	5-10	.500	2-4	.500	4-4	1.000	0	4	4	4.0	2	1	1	0	1	16	16.0
Montana St.	11/07/2024	*	34:00	4-13	.308	3-6	.500	2-2	1.000	0	6	6	5.0	3	3	3	0	2	13	14.5
App State	11/10/2024	*	23:33	4-10	.400	0-2	.000	0-1	.000	1	3	4	4.7	3	1	1	0	0	8	12.3
Arizona	11/15/2024	*	25:41	3-8	.375	1-3	.333	7-8	.875	0	2	2	4.0	3	3	2	1	1	14	12.8
UTRGV	11/18/2024	*	38:13	11-18	.611	2-5	.400	6-8	.750	2	5	7	4.6	3	3	1	0	0	30	16.2
vs UCF	11/22/2024	*	25:46	6-10	.600	2-4	.500	3-5	.600	0	5	5	4.7	3	3	2	0	0	17	16.3
vs Pittsburgh	11/24/2024	*	37:02	5-11	.455	0-2	.000	4-4	1.000	0	3	3	4.4	3	0	3	0	2	14	16.0
Chicago St.	11/30/2024	*	26:45	2-8	.250	1-5	.200	2-2	1.000	1	3	4	4.4	2	0	1	1	1	7	14.9
Michigan	12/03/2024	*	36:18	6-12	.500	0-1	.000	4-5	.800	4	5	9	4.9	2	2	5	0	1	16	15.0
at Marquette	12/07/2024	*	34:57	7-11	.636	1-4	.250	2-3	.667	1	2	3	4.7	3	3	4	0	0	17	15.2
at Illinois	12/10/2024	*	22:16	4-6	.667	0-1	.000	2-4	.500	2	3	5	4.7	5	0	2	0	0	10	14.7
vs Butler	12/14/2024	*	29:31	4-9	.444	0-3	.000	2-2	1.000	1	0	1	4.4	4	5	0	0	0	10	14.3
Detroit Mercy	12/22/2024	*	25:32	4-9	.444	1-5	.200	3-3	1.000	3	3	6	4.5	2	5	0	0	2	12	14.2
Iowa	01/03/2025	*	32:22	11-18	.611	6-10	.600	4-4	1.000	0	8	8	4.8	2	5	2	0	0	32	15.4
at Rutgers	01/06/2025	*	33:02	8-15	.533	1-4	.250	4-4	1.000	0	4	4	4.7	3	3	5	0	1	21	15.8
Minnesota	01/10/2025	*	29:53	3-10	.300	1-5	.200	2-2	1.000	1	3	4	4.7	1	2	1	0	2	9	15.4
Ohio St.	01/14/2025	*	30:55	5-12	.417	1-4	.250	4-6	.667	2	4	6	4.8	4	2	3	0	1	15	15.4
at Southern California	01/18/2025	*	33:49	10-16	.625	2-7	.286	6-7	.857	0	5	5	4.8	1	1	3	0	2	28	16.1
at UCLA	01/21/2025	*	33:51	5-14	.357	3-7	.429	10-12	.833	1	3	4	4.7	5	4	4	0	1	23	16.4
Totals		**19**	**583:29**	**107-220**	**.486**	**27-82**	**.329**	**71-86**	**.826**	**19**	**71**	**90**	**4.7**	**54**	**46**	**43**	**2**	**17**	**312**	**16.4**

CAREER STATISTICS

BLACKWELL, John

				Field Goals		3-Point		F-Throws		Rebounds									Scoring	
SEASON	**TEAM**	**GP-GS**	**MIN/AVG**	**FG-FGA**	**FG%**	**3FG-3FGA**	**3FG%**	**FT-FTA**	**FT%**	**OFF**	**DEF**	**TOT**	**AVG**	**PF-FO**	**A**	**TO**	**BLK**	**STL**	**PTS**	**AVG**
2023-24	Wisc	34-1	628/18.5	82-184	.446	30-66	.455	78-95	.821	23	85	108	3.2	63-3	21	27	2	15	272	8.0
2024-25	Wisc	19-19	583/30.7	107-220	.486	27-82	.329	71-86	.826	19	71	90	4.7	54-2	46	43	2	17	312	16.4
TOTAL		**53-20**	**1212/22.9**	**189-404**	**.468**	**57-148**	**.385**	**149-181**	**.823**	**42**	**156**	**198**	**3.7**	**117-5**	**67**	**70**	**4**	**32**	**584**	**11.0**

31 | NOLAN WINTER

Sophomore | Forward | 7-0 | 235
Lakeville, Minn. | Lakeville North

X/Twitter: @NolanWinter5 | **Instagram:** @nolan_winter31

GET TO KNOW NOLAN

Nolan Winter made an immediate impact as a freshman last season. He played in all 36 games, averaging 9.4 minutes per game. Additionally, he appeared in all five postseason games for the Badgers. Winter played basketball at Lakeville North, the same high school program that current senior forward Tyler Wahl and former forward Nate Reuvers attended. . Nolan's father, Trevor, played Big Ten basketball as a 7-foot center on Minnesota's 1997 Final Four team, and Nolan's mother, Heidi, played volleyball for the Gophers.

INDIVIDUAL BENCHMARKS

	SEASON	CAREER
GP/GS:	19/19	55/19
10+ POINTS:	10	10
20+ POINTS:	1	1
5+ REBOUNDS:	12	14
10+ REBOUNDS:	2	2
DOUBLE-DOUBLES:	2	2
LED UW IN PTS:	3	3
LED UW IN REB:	9	11

TOP PERFORMANCES

- **vs. Butler (12/14/24):** Led UW with a career-high 20 points, as well as 8 rebounds in a win against Butler in the Indy Classic.
- **vs. UCF (11/22/24):** Recorded his first-career double-double, finishing with 13 pts, 10 reb in win.
- **vs. Holy Cross (11/4/24):** Made his first career start, finishing with 15 points (6-6 FG, 2-2 3FG, 1-1 FT), plus 4 rebounds and 2 assists in the win.
- **vs Maryland (3/14/24):** Played 15 minutes off the bench, tallying 6 points, a team-high 5 rebounds and 2 assists in the Big Ten Tournament second round.
- **at Ohio State (1/10/24):** Scored a then-career-high 7 points (3-5 FG), plus 2 rebounds in the road win.
- **vs Arkansas State (11/6/23):** Made his debut as a Badger, scoring 6 points and grabbing a team-high 7 rebounds in 14 minutes off the bench.

SEASON HIGHS

POINTS:	20 vs. Butler (12/14/24)
FIELD GOALS:	8 (2x) MR vs. Iowa (1/3/25)
FG ATTEMPTS:	15 vs. Butler (12/14/24)
3-POINT FGS:	2 (3x) MR vs. Detroit Mercy (12/22/24)
3-POINT FGAS:	7 at Illinois (12/10/24)
FREE THROWS:	4 (2x) MR vs. Ohio State (1/14/25)
FT ATTEMPTS:	5 vs. App State (11/10/24)
REBOUNDS:	11 vs. Detroit Mercy (12/22/24)
ASSISTS:	3 vs USC (1/18/25)
BLOCKS:	1 (5x) MR vs. Detroit Mercy (12/22/24)
STEALS:	2 (3x) MR at Illinois (12/10/24)
MINUTES:	29 (3x) MR vs. Butler (12/14/24)

CAREER HIGHS

POINTS:	20 vs. Butler (12/14/24)
FIELD GOALS:	8 (2x) MR vs. Iowa (1/3/25)
FG ATTEMPTS:	15 vs. Butler (12/14/24)
3-POINT FGS:	2 (4x) MR vs. Detroit Mercy (12/22/24)
3-POINT FGAS:	7 at Illinois (12/10/24)
FREE THROWS:	4 (2x) MR vs. Ohio State (1/14/25)
FT ATTEMPTS:	5 vs. App State (11/10/24)
REBOUNDS:	11 vs. Detroit Mercy (12/22/24)
ASSISTS:	3 vs USC (1/18/25)
BLOCKS:	1 (5x) MR vs. Detroit Mercy (12/22/24)
STEALS:	2 (3x) MR at Illinois (12/10/24)
MINUTES:	29 (3x) MR vs. Butler (12/14/24)

GAME-BY-GAME STATISTICS

#31 WINTER, Nolan

				Total		3-Pointers		Free throws		Rebounds										
Opponent	**Date**	**GS**	**MIN**	**FG-FGA**	**PCT**	**3FG-3FGA**	**PCT**	**FT-FTA**	**PCT**	**OFF**	**DEF**	**TOT**	**AVG**	**PF**	**A**	**TO**	**BLK**	**STL**	**PTS**	**AVG**
Holy Cross	11/04/2024	*	20:11	6-6	1.000	2-2	1.000	1-1	1.000	1	3	4	4.0	2	2	0	1	0	15	15.0
Montana St.	11/07/2024	*	20:51	3-6	.500	0-1	.000	0-0	.000	1	7	8	6.0	1	1	0	1	1	6	10.5
App State	11/10/2024	*	22:52	3-5	.600	1-2	.500	3-5	.600	6	2	8	6.7	3	0	1	0	2	10	10.3
Arizona	11/15/2024	*	12:06	1-3	.333	0-1	.000	2-2	1.000	0	3	3	5.8	3	1	0	1	1	4	8.8
UTRGV	11/18/2024	*	11:57	2-3	.667	0-0	.000	2-2	1.000	1	2	3	5.2	0	1	0	0	0	6	8.2
vs UCF	11/22/2024	*	28:21	5-8	.625	1-2	.500	2-3	.667	5	5	10	6.0	0	1	2	0	0	13	9.0
vs Pittsburgh	11/24/2024	*	20:00	5-7	.714	1-3	.333	0-0	.000	0	3	3	5.6	2	0	0	0	0	11	9.3
Chicago St.	11/30/2024	*	20:25	4-4	1.000	1-1	1.000	3-3	1.000	0	6	6	5.6	0	1	0	0	0	12	9.6
Michigan	12/03/2024	*	29:01	4-10	.400	0-3	.000	0-1	.000	2	3	5	5.6	3	2	1	0	2	8	9.4
at Marquette	12/07/2024	*	20:44	3-4	.750	0-1	.000	1-1	1.000	1	1	2	5.2	1	2	0	1	0	7	9.2
at Illinois	12/10/2024	*	28:44	5-11	.455	2-7	.286	3-3	1.000	3	4	7	5.4	0	1	1	0	2	15	9.7
vs Butler	12/14/2024	*	28:47	8-15	.533	1-4	.250	3-4	.750	3	5	8	5.6	2	1	0	1	0	20	10.6
Detroit Mercy	12/22/2024	*	21:28	6-9	.667	2-5	.400	4-4	1.000	5	6	11	6.0	0	0	2	1	0	18	11.2
Iowa	01/03/2025	*	24:57	8-11	.727	1-2	.500	1-2	.500	2	6	8	6.1	2	0	1	0	0	18	11.6
at Rutgers	01/06/2025	*	22:58	2-3	.667	1-2	.500	0-0	.000	0	6	6	6.1	1	1	3	0	0	5	11.2
Minnesota	01/10/2025	*	20:54	2-4	.500	1-2	.500	3-4	.750	4	2	6	6.1	3	1	1	0	0	8	11.0
Ohio St.	01/14/2025	*	18:07	0-3	.000	0-2	.000	4-4	1.000	1	5	6	6.1	2	1	1	0	0	4	10.6
at Southern California	01/18/2025	*	27:30	6-7	.857	1-2	.500	0-0	.000	2	3	5	6.1	3	3	0	0	1	13	10.7
at UCLA	01/21/2025	*	18:36	2-4	.500	1-2	.500	0-0	.000	0	1	1	5.8	1	0	1	0	0	5	10.4
Totals		**19**	**418:27**	**75-123**	**.610**	**16-44**	**.364**	**32-39**	**.821**	**37**	**73**	**110**	**5.8**	**29**	**19**	**14**	**6**	**9**	**198**	**10.4**

CAREER STATISTICS

WINTER, Nolan

				Field Goals		3-Point		F-Throws		Rebounds									Scoring	
SEASON	**TEAM**	**GP-GS**	**MIN/AVG**	**FG-FGA**	**FG%**	**3FG-3FGA**	**3FG%**	**FT-FTA**	**FT%**	**OFF**	**DEF**	**TOT**	**AVG**	**PF-FO**	**A**	**TO**	**BLK**	**STL**	**PTS**	**AVG**
2023-24	Wisc	36-0	339/9.4	30-71	.423	12-39	.308	16-23	.696	16	48	64	1.8	33-1	12	11	1	7	88	2.4
2024-25	Wisc	19-19	418/22.0	75-123	.610	16-44	.364	32-39	.821	37	73	110	5.8	29-0	19	14	6	9	198	10.4
TOTAL		**55-19**	**758/13.8**	**105-194**	**.541**	**28-83**	**.337**	**48-62**	**.774**	**53**	**121**	**174**	**3.2**	**62-1**	**31**	**25**	**7**	**16**	**286**	**5.2**

33 | JACK JANICKI

R-Freshman | Guard | 6-5 | 198
White Bear Lake, Minn. | White Bear Lake HS

X: @jackjackjanicki | **Instagram:** @jackjackjanicki

GET TO KNOW JACK

Jack Janicki joined Wisconsin as a preferred walk-on ahead of the 2023-24 season. After redshirting last season, Janicki will make his debut for the Badgers in 2024-25. The 6-foot-5 guard was a prolific scorer for White Bear Lake, breaking the school's scoring record and becoming the first player in program history to score 2,000 career points. As a senior, he averaged 22 points, six rebounds and four assists per game while leading the Bears to a 23-8 record and a fifth-place finish in the program's first state tournament appearance since 2000. Janicki's parents are Kevin Janicki and Stacy Fields. His mother, Stacy, was an All-American basketball player at Notre Dame. Jack has two older sisters, Ella Janicki and Sophie Janicki. His sister, Ella, is also a student at the University of Wisconsin, and his aunt, Laurel Fields, attended UW-Madison in the '90s.

INDIVIDUAL BENCHMARKS

	SEASON	CAREER
GP/GS	19/0	19/0
5+ POINTS:	2	2
10+ POINTS:	0	0
3+ 3-PTERS MADE:	0	0
3+ ASSISTS:	1	1
2+ STEALS:	1	1
LED TEAM IN PTS:	0	0
LED TEAM IN 3FG:	0	0
10+ MINUTES PLAYED:	9	9

TOP PERFORMANCES

- **vs. #9 Arizona (11/15/24):** Played a career high 19 minutes off the bench vs. #9 Arizona, scoring a career high 9 points (2-6 FG, 2-4 3FG), plus 2 assists, 2 rebounds and 1 steal in the win.
- **vs. Holy Cross (11/4/24):** Made his Badger debut, tallying 2 assists and 1 rebound while playing 11 minutes in the win.

SEASON HIGHS

POINTS:	9 vs. #9 Arizona (11/15/24)
FIELD GOALS:	3 vs. #9 Arizona (11/15/24)
FG ATTEMPTS:	6 vs. #9 Arizona (11/15/24)
3-POINT FGS:	2 vs. #9 Arizona (11/15/24)
3-POINT FGAS:	4 vs. #9 Arizona (11/15/24)
FREE THROWS:	1 vs. #9 Arizona (11/15/24)
FT ATTEMPTS:	2 vs. #9 Arizona (11/15/24)
REBOUNDS:	5 vs. Chicago State (11/30/24)
ASSISTS:	3 at Illinois (12/10/24)
BLOCKS:	3 vs. Detroit Mercy (12/22/24)
STEALS:	2 vs. Minnesota (1/10/25)
MINUTES:	19 vs. #9 Arizona (11/15/24)

CAREER HIGHS

POINTS:	9 vs. #9 Arizona (11/15/24)
FIELD GOALS:	3 vs. #9 Arizona (11/15/24)
FG ATTEMPTS:	6 vs. #9 Arizona (11/15/24)
3-POINT FGS:	2 vs. #9 Arizona (11/15/24)
3-POINT FGAS:	4 vs. #9 Arizona (11/15/24)
FREE THROWS:	1 vs. #9 Arizona (11/15/24)
FT ATTEMPTS:	2 vs. #9 Arizona (11/15/24)
REBOUNDS:	5 vs. Chicago State (11/30/24)
ASSISTS:	3 at Illinois (12/10/24)
BLOCKS:	3 vs. Detroit Mercy (12/22/24)
STEALS:	2 vs. Minnesota (1/10/25)
MINUTES:	19 vs. #9 Arizona (11/15/24)

GAME-BY-GAME STATISTICS

#33 JANICKI, Jack

				Total		3-Pointers		Free throws		Rebounds										
Opponent	**Date**	**GS**	**MIN**	**FG-FGA**	**PCT**	**3FG-3FGA**	**PCT**	**FT-FTA**	**PCT**	**OFF**	**DEF**	**TOT**	**AVG**	**PF**	**A**	**TO**	**BLK**	**STL**	**PTS**	**AVG**
Holy Cross	11/04/2024		10:56	0-1	.000	0-1	.000	0-0	.000	0	1	1	1.0	1	2	0	0	0	0	0.0
Montana St.	11/07/2024		02:06	0-0	.000	0-0	.000	0-0	.000	0	0	0	0.5	1	0	0	0	0	0	0.0
App State	11/10/2024		08:55	0-1	.000	0-1	.000	0-0	.000	0	3	3	1.3	1	1	0	0	0	0	0.0
Arizona	11/15/2024		19:07	3-6	.500	2-4	.500	1-2	.500	0	2	2	1.5	3	2	0	0	1	9	2.3
UTRGV	11/18/2024		10:28	1-1	1.000	1-1	1.000	0-0	.000	0	0	0	1.2	1	0	0	0	1	3	2.4
vs UCF	11/22/2024		14:34	1-3	.333	1-2	.500	0-0	.000	1	0	1	1.2	3	1	0	1	1	3	2.5
vs Pittsburgh	11/24/2024		07:45	0-1	.000	0-1	.000	0-0	.000	0	1	1	1.1	0	1	1	0	1	0	2.1
Chicago St.	11/30/2024		18:11	1-3	.333	1-3	.333	0-0	.000	1	4	5	1.6	2	1	1	0	0	3	2.3
Michigan	12/03/2024		04:38	0-1	.000	0-1	.000	0-0	.000	0	0	0	1.4	0	1	0	0	0	0	2.0
at Marquette	12/07/2024		08:01	0-2	.000	0-2	.000	0-0	.000	0	1	1	1.4	1	0	0	0	0	0	1.8
at Illinois	12/10/2024		17:17	1-1	1.000	1-1	1.000	0-0	.000	0	2	2	1.5	1	3	0	1	0	3	1.9
vs Butler	12/14/2024		06:13	0-0	.000	0-0	.000	0-0	.000	0	1	1	1.4	2	1	0	0	0	0	1.8
Detroit Mercy	12/22/2024		13:19	2-4	.500	1-3	.333	0-0	.000	0	3	3	1.5	0	0	1	3	0	5	2.0
Iowa	01/03/2025		11:38	0-1	.000	0-1	.000	0-0	.000	0	0	0	1.4	1	2	0	0	0	0	1.9
at Rutgers	01/06/2025		06:21	0-1	.000	0-1	.000	0-0	.000	0	0	0	1.3	2	0	0	0	0	0	1.7
Minnesota	01/10/2025		15:44	2-4	.500	0-0	.000	0-0	.000	1	1	2	1.4	2	1	0	0	2	4	1.9
Ohio St.	01/14/2025		07:47	0-2	.000	0-2	.000	0-0	.000	0	1	1	1.4	0	0	0	0	0	0	1.8
at Southern California	01/18/2025		06:50	0-1	.000	0-1	.000	0-0	.000	0	1	1	1.3	1	0	0	0	0	0	1.7
at UCLA	01/21/2025		03:14	0-0	.000	0-0	.000	0-0	.000	0	0	0	1.3	1	0	0	0	0	0	1.6
Totals		**0**	**193:04**	**11-33**	**.333**	**7-25**	**.280**	**1-2**	**.500**	**3**	**21**	**24**	**1.3**	**23**	**16**	**3**	**5**	**6**	**30**	**1.6**

CAREER STATISTICS

JANICKI, Jack

				Field Goals		3-Point		F-Throws		Rebounds									Scoring	
SEASON	**TEAM**	**GP-GS**	**MIN/AVG**	**FG-FGA**	**FG%**	**3FG-3FGA**	**3FG%**	**FT-FTA**	**FT%**	**OFF**	**DEF**	**TOT**	**AVG**	**PF-FO**	**A**	**TO**	**BLK**	**STL**	**PTS**	**AVG**
2024-25	Wisc	19-0	193/10.2	11-33	.333	7-25	.280	1-2	.500	3	21	24	1.3	23-0	16	3	5	6	30	1.6
TOTAL		**19-0**	**193/10.2**	**11-33**	**.333**	**7-25**	**.280**	**1-2**	**.500**	**3**	**21**	**24**	**1.3**	**23-0**	**16**	**3**	**5**	**6**	**30**	**1.6**

35 | MARKUS ILVER

Senior | Forward | 6-9 | 232
Tallinn, Estonia | Western Reserve Academy (Ohio)

X/Twitter: @MarkusIlver | **Instagram:** @markus_ilver

GET TO KNOW MARKUS

Markus Ilver broke new ground in 2023-24, playing in a career high 27 games. The 6-foot-8, combo forward's biggest contriubtion came on the road against Purdue, playing 10 minutes, with five points, and a career high two blocks. He also averaged 13 minutes per game in the three Big Ten Tournament games he appeared in. For his career, Ilver earned Acaedemic All-Big Ten honors in both 2023 and 2024. During the summer of 2022, Ilver represented Estonia at the FIBA U20 European Championship in Tbilisi, helping lead his country to a third-place finish.

INDIVIDUAL BENCHMARKS

	SEASON	CAREER
GP/GS:	11/0	64/0
5+ POINTS:	2	7
10+ POINTS:	0	0
2+ 3FGS:	2	3
10+ MIN PLAYED:	2	16

TOP PERFORMANCES

- **at Penn State (1/16/24):** Played 5 minutes, tallying 3 points (1-1 3FG), 5 rebounds, 1 block and 1 assist.
- **at Illinois (1/7/23):** Played a career high 19 minutes, finishing with 2 points and 3 rebounds.
- **vs Dayton (11/23/22):** Scored 6 points (2-4 3FG) while playing 10 minutes off the bench vs. Dayton.

SEASON HIGHS

POINTS:	8 vs. Detroit Mercy (12/22/24)
FIELD GOALS:	2 (2x) MR vs. Minnesota (1/10/25)
FG ATTEMPTS:	4 (2x) MR vs. Detroit Mercy (12/22/24)
3-POINT FGS:	2 (2x) MR vs. Minnesota (1/10/25)
3-POINT FGAS:	4 vs. Detroit Mercy (12/22/24)
FREE THROWS:	2 vs. Detroit Mercy (12/22/24)
FT ATTEMPTS:	2 vs. Detroit Mercy (12/22/24)
REBOUNDS:	3 vs. App State (11/10/24)
ASSISTS:	1 vs. Holy Cross (11/4/24)
BLOCKS:	1 (2x) MR vs. App State (11/10/24)
STEALS:	1 (2x) MR vs. App State (11/10/24)
MINUTES:	10 (2x) MR vs. Minnesota (1/10/25)

CAREER HIGHS

POINTS:	8 vs. Detroit Mercy (12/22/24)
FIELD GOALS:	2 (4x) MR vs. Detroit Mercy (12/22/24)
FG ATTEMPTS:	6 (2x) MR at Purdue (3/10/24)
3-POINT FGS:	2 (3x) MR vs. Minnesota (1/10/25)
3-POINT FGAS:	4 (2x) MR vs. Detroit Mercy (12/22/24)
FREE THROWS:	3 vs. Green Bay (11/12/21)
FT ATTEMPTS:	4 vs. Green Bay (11/12/21)
REBOUNDS:	5 (3x) MR at Penn State (1/16/24)
ASSISTS:	1 (8x) MR vs. Holy Cross (11/4/24)
BLOCKS:	1 (3x) MR vs. Holy Cross (11/4/24)
STEALS:	2 (2x) MR at Purdue (3/10/24)
MINUTES:	19 vs. Arkansas State (11/6/23)

GAME-BY-GAME STATISTICS

#35 ILVER, Markus

				Total		3-Pointers		Free throws		Rebounds										
Opponent	**Date**	**GS**	**MIN**	**FG-FGA**	**PCT**	**3FG-3FGA**	**PCT**	**FT-FTA**	**PCT**	**OFF**	**DEF**	**TOT**	**AVG**	**PF**	**A**	**TO**	**BLK**	**STL**	**PTS**	**AVG**
Holy Cross	11/04/2024		03:20	0-0	.000	0-0	.000	0-0	.000	0	0	0	0.0	0	1	0	1	1	0	0.0
Montana St.	11/07/2024		04:48	0-0	.000	0-0	.000	0-0	.000	0	0	0	0.0	1	0	1	0	0	0	0.0
App State	11/10/2024		05:28	1-4	.250	0-2	.000	1-1	1.000	1	2	3	1.0	1	0	0	1	1	3	1.0
Arizona	11/15/2024		01:32	0-1	.000	0-1	.000	0-0	.000	0	0	0	0.8	1	0	0	0	0	0	0.8
vs UCF	11/22/2024		02:33	0-0	.000	0-0	.000	0-0	.000	0	0	0	0.6	1	0	0	0	0	0	0.6
Chicago St.	11/30/2024		02:20	1-3	.333	1-2	.500	0-0	.000	0	0	0	0.5	0	0	0	0	0	3	1.0
Detroit Mercy	12/22/2024		09:47	2-4	.500	2-4	.500	2-2	1.000	0	1	1	0.6	1	0	1	0	0	8	2.0
Iowa	01/03/2025		04:51	1-2	.500	1-1	1.000	0-0	.000	1	0	1	0.6	1	0	1	0	0	3	2.1
Minnesota	01/10/2025		10:24	2-3	.667	2-3	.667	0-0	.000	0	2	2	0.8	1	0	0	0	0	6	2.6
at Southern California	01/18/2025		00:39	0-0	.000	0-0	.000	0-0	.000	0	0	0	0.7	0	0	0	0	0	0	2.3
at UCLA	01/21/2025		01:56	0-1	.000	0-1	.000	0-0	.000	0	0	0	0.6	0	0	0	0	0	0	2.1
Totals		**0**	**47:37**	**7-18**	**.389**	**6-14**	**.429**	**3-3**	**1.000**	**2**	**5**	**7**	**0.6**	**7**	**1**	**3**	**2**	**2**	**23**	**2.1**

CAREER STATISTICS

ILVER, Markus

				Field Goals		3-Point		F-Throws		Rebounds									Scoring	
SEASON	**TEAM**	**GP-GS**	**MIN/AVG**	**FG-FGA**	**FG%**	**3FG-3FGA**	**3FG%**	**FT-FTA**	**FT%**	**OFF**	**DEF**	**TOT**	**AVG**	**PF-FO**	**A**	**TO**	**BLK**	**STL**	**PTS**	**AVG**
2021-22	Wisc	8-0	28/3.4	1-8	.125	0-5	.000	3-4	.750	1	3	4	0.5	7-0	0	2	0	0	5	0.6
2022-23	Wisc	18-0	119/6.6	11-37	.297	5-21	.238	2-2	1.000	5	12	17	0.9	10-0	3	2	0	1	29	1.6
2023-24	Wisc	27-0	160/5.9	11-35	.314	7-28	.250	2-3	.667	12	23	35	1.3	19-0	6	5	2	5	31	1.1
2024-25	Wisc	11-0	48/4.3	7-18	.389	6-14	.429	3-3	1.000	2	5	7	0.6	7-0	1	3	2	2	23	2.1
TOTAL		**64-0**	**353/5.5**	**30-98**	**.306**	**18-68**	**.265**	**10-12**	**.833**	**20**	**43**	**63**	**1.0**	**43-0**	**10**	**12**	**4**	**8**	**88**	**1.4**

2024-25 OVERALL STATISTICS

Game Records

Record	Overall	Home	Away	Neutral
ALL GAMES	15-4	10-1	2-3	3-0
CONFERENCE	5-3	3-1	2-2	0-0
NON-CONFERENCE	10-1	7-0	0-1	3-0

Score by Periods

Team	1st	2nd	OT	TOT
Wisconsin	757	810	0	1567
Opponents	625	726	0	1351

Team Box Score

No.	Player				Total		3-Point		F-Throw		Rebounds											
		GP-GS	MIN	AVG	FG-FGA	FG%	3FG-3FGA	3FG%	FT-FTA	FT%	OFF	DEF	TOT	AVG	PF	DQ	A	TO	BLK	STL	PTS	AVG
9	TONJE, John	19-19	565:03	29.7	90-192	.469	34-88	.386	119-128	.930	16	76	92	4.8	35	0	36	43	2	13	333	17.5
25	BLACKWELL, John	19-19	583:29	30.7	107-220	.486	27-82	.329	71-86	.826	19	71	90	4.7	54	2	46	43	2	17	312	16.4
22	CROWL, Steven	19-19	453:17	23.9	76-136	.559	11-32	.344	35-41	.854	25	79	104	5.5	41	3	47	27	10	6	198	10.4
31	WINTER, Nolan	19-19	418:27	22.0	75-123	.610	16-44	.364	32-39	.821	37	73	110	5.8	29	0	19	14	6	9	198	10.4
11	KLESMIT, Max	18-18	540:27	30.0	55-160	.344	33-113	.292	44-51	.863	4	32	36	2.0	31	0	51	22	1	19	187	10.4
4	MCGEE, Kamari	19-1	424:53	22.4	48-91	.527	23-42	.548	16-19	.842	9	41	50	2.6	44	2	39	12	1	19	135	7.1
13	AMOS, Xavier	19-0	187:57	9.9	24-67	.358	12-37	.324	16-20	.800	6	31	37	1.9	18	0	5	11	3	7	76	4.0
7	GILMORE, Carter	19-0	312:26	16.4	21-43	.488	9-24	.375	5-7	.714	14	26	40	2.1	42	1	21	11	7	3	56	2.9
35	ILVER, Markus	11-0	47:37	4.3	7-18	.389	6-14	.429	3-3	1.000	2	5	7	0.6	7	0	1	3	2	2	23	2.1
33	JANICKI, Jack	19-0	193:04	10.2	11-33	.333	7-25	.280	1-2	.500	3	21	24	1.3	23	0	16	3	5	6	30	1.6
18	GREPPI, Riccardo	4-0	10:55	2.7	0-0	.000	0-0	.000	4-6	.667	4	3	7	1.8	0	0	1	1	1	0	4	1.0
2	ROBISON, Jack	9-0	09:29	1.1	2-2	1.000	2-2	1.000	0-0	.000	1	0	1	0.1	1	0	0	0	0	0	6	0.7
3	HUNTER, Camren	6-0	13:21	2.2	1-5	.200	1-2	.500	0-0	.000	2	2	4	0.7	3	0	1	0	0	0	3	0.5
15	GARD, Isaac	7-0	06:02	0.9	1-1	1.000	1-1	1.000	0-0	.000	0	1	1	0.1	1	0	1	0	0	0	3	0.4
5	FREITAG, Daniel	9-0	21:43	2.4	1-9	.111	0-6	.000	0-2	.000	1	2	3	0.3	7	0	3	0	0	1	2	0.2
21	HODGES, Chris	9-0	09:19	1.0	0-1	.000	0-0	.000	1-2	.500	0	0	0	0.0	1	0	0	1	0	0	1	0.1
14	KONOP, Aidan	3-0	02:32	0.8	0-0	.000	0-0	.000	0-0	.000	0	0	0	0.0	0	0	0	0	0	0	0	0.0
Team											31	33	64					8				
Total		**19**	**3800**		**519-1101**	**.471**	**182-512**	**.355**	**347-406**	**.855**	**174**	**496**	**670**	**35.3**	**337**	**8**	**287**	**199**	**40**	**102**	**1567**	**82.5**
Opponents		**19**	**3800**		**482-1148**	**.420**	**134-431**	**.311**	**253-347**	**.729**	**195**	**426**	**621**	**32.7**	**373**	**8**	**213**	**207**	**57**	**96**	**1351**	**71.1**

Team Statistics

	WISC	OPP
Scoring	**1567**	**1351**
Points per game	82.5	71.1
Scoring margin	+11.4	-
Field goals-att	**519-1101**	**482-1148**
Field goal pct	.471	.420
3 point fg-att	**182-512**	**134-431**
3-point FG pct	.355	.311
3-pt FG made per game	9.6	7.1
Free throws-att	**347-406**	**253-347**
Free throw pct	.855	.729
F-Throws made per game	18.3	13.3
Rebounds	**670**	**621**
Rebounds per game	35.3	32.7
Rebounding margin	+2.6	-
Assists	**287**	**213**
Assists per game	15.1	11.2
Turnovers	**199**	**207**
Turnovers per game	10.5	10.9
Turnover margin	+0.4	-
Assist/turnover ratio	1.4	1.0
Steals	**102**	**96**
Steals per game	5.4	5.1
Blocks	**40**	**57**
Blocks per game	2.1	3.0
Winning streak	**0**	**-**
Home win streak	4	-
Attendance	**160174**	**55284**
Home games-Avg/Game	11-14561	5-11057
Neutral site-Avg/Game	-	3-5756

Team Results

Date	Opponent		Score	Att.
11/04/2024	Holy Cross	W	85-61	13451
11/07/2024	Montana St.	W	79-67	13554
11/10/2024	App State	W	87-56	13913
11/15/2024	Arizona	W	103-88	16838
11/18/2024	UTRGV	W	87-84	13423
11/22/2024	vs UCF	W	86-70	1112
11/24/2024	vs Pittsburgh	W	81-75	1112
11/30/2024	Chicago St.	W	74-53	14711
12/03/2024	Michigan	L	64-67	14582
12/07/2024	at Marquette	L	74-88	18107
12/10/2024	at Illinois	L	80-86	15544
12/14/2024	vs Butler	W	83-74	15045
12/22/2024	Detroit Mercy	W	76-53	14098
01/03/2025	Iowa	W	116-85	16838
01/06/2025	at Rutgers	W	75-63	8000
01/10/2025	Minnesota	W	80-59	14239
01/14/2025	Ohio St.	W	70-68	14527
01/18/2025	at Southern California	W	84-69	6938
01/21/2025	at UCLA	L	83-85	6695

2024-25 BIG TEN STATISTICS

Game Records

Record	Overall	Home	Away	Neutral
ALL GAMES	5-3	3-1	2-2	0-0
CONFERENCE	5-3	3-1	2-2	0-0
NON-CONFERENCE	0-0	0-0	0-0	0-0

Score by Periods

Team	1st	2nd	OT	TOT
Wisconsin	314	338	0	652
Opponents	254	328	0	582

Team Box Score

No.	Player				Total		3-Point		F-Throw		Rebounds											
		GP-GS	MIN	AVG	FG-FGA	FG%	3FG-3FGA	3FG%	FT-FTA	FT%	OFF	DEF	TOT	AVG	PF	DQ	A	TO	BLK	STL	PTS	AVG
25	BLACKWELL, John	8-8	252:26	31.6	52-103	.505	14-39	.359	36-44	.818	10	35	45	5.6	23	2	19	25	0	8	154	19.3
9	TONJE, John	8-8	234:11	29.3	34-74	.459	16-38	.421	32-36	.889	5	29	34	4.3	13	0	13	17	2	7	116	14.5
22	CROWL, Steven	8-8	186:37	23.3	34-56	.607	7-17	.412	20-20	1.000	8	33	41	5.1	22	1	15	11	5	3	95	11.9
31	WINTER, Nolan	8-8	190:46	23.8	29-53	.547	7-22	.318	11-14	.786	14	30	44	5.5	15	0	9	9	0	5	76	9.5
11	KLESMIT, Max	7-7	198:56	28.4	21-58	.362	11-39	.282	9-14	.643	2	14	16	2.3	13	0	21	11	0	5	62	8.9
4	MCGEE, Kamari	8-1	188:19	23.5	23-45	.511	12-20	.600	9-11	.818	6	15	21	2.6	11	0	20	6	1	10	67	8.4
7	GILMORE, Carter	8-0	159:57	20.0	12-23	.522	7-14	.500	0-0	.000	7	12	19	2.4	24	1	7	7	3	0	31	3.9
13	AMOS, Xavier	8-0	77:54	9.7	9-22	.409	5-14	.357	7-10	.700	2	11	13	1.6	7	0	2	4	3	3	30	3.8
3	HUNTER, Camren	1-0	02:12	2.2	1-1	1.000	1-1	1.000	0-0	.000	0	0	0	0.0	1	0	0	0	0	0	3	3.0
35	ILVER, Markus	4-0	17:50	4.5	3-6	.500	3-5	.600	0-0	.000	1	2	3	0.8	2	0	0	1	0	0	9	2.3
33	JANICKI, Jack	8-0	73:29	9.2	3-11	.273	1-7	.143	0-0	.000	1	5	6	0.8	8	0	7	0	1	2	7	0.9
5	FREITAG, Daniel	3-0	06:11	2.1	1-3	.333	0-1	.000	0-2	.000	0	1	1	0.3	0	0	1	0	0	0	2	0.7
21	HODGES, Chris	3-0	04:27	1.5	0-0	.000	0-0	.000	0-0	.000	0	0	0	0.0	0	0	0	1	0	0	0	0.0
15	GARD, Isaac	3-0	03:24	1.1	0-0	.000	0-0	.000	0-0	.000	0	0	0	0.0	0	0	1	0	0	0	0	0.0
2	ROBISON, Jack	3-0	03:24	1.1	0-0	.000	0-0	.000	0-0	.000	0	0	0	0.0	0	0	0	0	0	0	0	0.0
Team											14	14	28					4				
Total		**8**	**1600**		**222-455**	**.488**	**84-217**	**.387**	**124-151**	**.821**	**70**	**201**	**271**	**33.9**	**139**	**4**	**115**	**96**	**15**	**43**	**652**	**81.5**
Opponents		**8**	**1600**		**209-488**	**.428**	**56-178**	**.315**	**108-150**	**.720**	**92**	**167**	**259**	**32.4**	**150**	**5**	**101**	**91**	**29**	**49**	**582**	**72.8**

Team Statistics

	WISC	OPP
Scoring	**652**	**582**
Points per game	81.5	72.8
Scoring margin	+8.8	-
Field goals-att	**222-455**	**209-488**
Field goal pct	.488	.428
3 point fg-att	**84-217**	**56-178**
3-point FG pct	.387	.315
3-pt FG made per game	10.5	7.0
Free throws-att	**124-151**	**108-150**
Free throw pct	.821	.720
F-Throws made per game	15.5	13.5
Rebounds	**271**	**259**
Rebounds per game	33.9	32.4
Rebounding margin	+1.5	-
Assists	**115**	**101**
Assists per game	14.4	12.6
Turnovers	**96**	**91**
Turnovers per game	12.0	11.4
Turnover margin	-0.6	-
Assist/turnover ratio	1.2	1.1
Steals	**43**	**49**
Steals per game	5.4	6.1
Blocks	**15**	**29**
Blocks per game	1.9	3.6
Winning streak	**0**	**-**
Home win streak	3	-
Attendance	**60186**	**37177**
Home games-Avg/Game	4-15047	4-9294
Neutral site-Avg/Game	-	0-0

Team Results

Date	Opponent		Score	Att.
12/03/2024	Michigan	L	64-67	14582
12/10/2024	at Illinois	L	80-86	15544
01/03/2025	Iowa	W	116-85	16838
01/06/2025	at Rutgers	W	75-63	8000
01/10/2025	Minnesota	W	80-59	14239
01/14/2025	Ohio St.	W	70-68	14527
01/18/2025	at Southern California	W	84-69	6938
01/21/2025	at UCLA	L	83-85	6695

2024-25 HOME STATISTICS

Game Records

Record	Overall	Home	Away	Neutral
ALL GAMES	10-1	10-1	0-0	0-0
CONFERENCE	3-1	3-1	0-0	0-0
NON-CONFERENCE	7-0	7-0	0-0	0-0

Score by Periods

Team	1st	2nd	OT	TOT
Wisconsin	437	484	0	921
Opponents	354	387	0	741

Team Box Score

No.	Player				Total		3-Point		F-Throw		Rebounds											
		GP-GS	MIN	AVG	FG-FGA	FG%	3FG-3FGA	3FG%	FT-FTA	FT%	OFF	DEF	TOT	AVG	PF	DQ	A	TO	BLK	STL	PTS	AVG
9	TONJE, John	11-11	316:34	28.8	49-101	.485	23-51	.451	86-92	.935	8	42	50	4.5	17	0	19	24	0	12	207	18.8
25	BLACKWELL, John	11-11	333:15	30.3	58-128	.453	18-50	.360	38-45	.844	14	46	60	5.5	27	0	27	20	2	11	172	15.6
22	CROWL, Steven	11-11	275:07	25.0	44-77	.571	4-16	.250	27-31	.871	12	44	56	5.1	19	2	29	17	8	3	119	10.8
31	WINTER, Nolan	11-11	222:48	20.3	39-64	.609	8-21	.381	23-28	.821	23	45	68	6.2	19	0	10	7	4	6	109	9.9
11	KLESMIT, Max	10-10	300:33	30.1	30-91	.330	16-61	.262	21-23	.913	2	15	17	1.7	18	0	27	12	1	12	97	9.7
4	MCGEE, Kamari	11-1	240:03	21.8	26-56	.464	13-26	.500	10-10	1.000	5	28	33	3.0	20	0	18	8	1	10	75	6.8
13	AMOS, Xavier	11-0	120:53	11.0	17-47	.362	10-25	.400	10-13	.769	6	18	24	2.2	11	0	4	6	1	5	54	4.9
35	ILVER, Markus	8-0	42:29	5.3	7-17	.412	6-13	.462	3-3	1.000	2	5	7	0.9	6	0	1	3	2	2	23	2.9
7	GILMORE, Carter	11-0	158:28	14.4	10-19	.526	4-11	.364	1-3	.333	8	13	21	1.9	22	0	7	4	3	2	25	2.3
33	JANICKI, Jack	11-0	122:49	11.2	9-24	.375	5-17	.294	1-2	.500	2	15	17	1.5	12	0	10	2	3	4	24	2.2
18	GREPPI, Riccardo	4-0	10:55	2.7	0-0	.000	0-0	.000	4-6	.667	4	3	7	1.8	0	0	1	1	1	0	4	1.0
15	GARD, Isaac	5-0	04:53	1.0	1-1	1.000	1-1	1.000	0-0	.000	0	1	1	0.2	1	0	1	0	0	0	3	0.6
3	HUNTER, Camren	5-0	13:15	2.7	1-5	.200	1-2	.500	0-0	.000	2	2	4	0.8	3	0	1	0	0	0	3	0.6
2	ROBISON, Jack	7-0	07:31	1.1	1-1	1.000	1-1	1.000	0-0	.000	1	0	1	0.1	0	0	0	0	0	0	3	0.4
5	FREITAG, Daniel	7-0	19:44	2.8	1-9	.111	0-6	.000	0-2	.000	1	2	3	0.4	6	0	3	0	0	1	2	0.3
21	HODGES, Chris	7-0	08:10	1.2	0-1	.000	0-0	.000	1-2	.500	0	0	0	0.0	1	0	0	0	0	0	1	0.1
14	KONOP, Aidan	3-0	02:32	0.8	0-0	.000	0-0	.000	0-0	.000	0	0	0	0.0	0	0	0	0	0	0	0	0.0
Team											22	20	42					4				
Total		**11**	**2200**		**293-641**	**.457**	**110-301**	**.365**	**225-260**	**.865**	**112**	**299**	**411**	**37.4**	**182**	**2**	**158**	**108**	**26**	**68**	**921**	**83.7**
Opponents		**11**	**2200**		**271-666**	**.407**	**82-247**	**.332**	**117-161**	**.727**	**111**	**251**	**362**	**32.9**	**223**	**5**	**110**	**134**	**35**	**57**	**741**	**67.4**

Team Statistics

	WISC	OPP
Scoring	**921**	**741**
Points per game	83.7	67.4
Scoring margin	+16.4	-
Field goals-att	**293-641**	**271-666**
Field goal pct	.457	.407
3 point fg-att	**110-301**	**82-247**
3-point FG pct	.365	.332
3-pt FG made per game	10.0	7.5
Free throws-att	**225-260**	**117-161**
Free throw pct	.865	.727
F-Throws made per game	20.5	10.6
Rebounds	**411**	**362**
Rebounds per game	37.4	32.9
Rebounding margin	+4.5	-
Assists	**158**	**110**
Assists per game	14.4	10.0
Turnovers	**108**	**134**
Turnovers per game	9.8	12.2
Turnover margin	+2.4	-
Assist/turnover ratio	1.5	0.8
Steals	**68**	**57**
Steals per game	6.2	5.2
Blocks	**26**	**35**
Blocks per game	2.4	3.2
Winning streak	**4**	**-**
Home win streak	4	-
Attendance	**160174**	**0**
Home games-Avg/Game	11-14561	0-0
Neutral site-Avg/Game	-	0-0

Team Results

Date	Opponent		Score	Att.
11/04/2024	Holy Cross	W	85-61	13451
11/07/2024	Montana St.	W	79-67	13554
11/10/2024	App State	W	87-56	13913
11/15/2024	Arizona	W	103-88	16838
11/18/2024	UTRGV	W	87-84	13423
11/30/2024	Chicago St.	W	74-53	14711
12/03/2024	Michigan	L	64-67	14582
12/22/2024	Detroit Mercy	W	76-53	14098
01/03/2025	Iowa	W	116-85	16838
01/10/2025	Minnesota	W	80-59	14239
01/14/2025	Ohio St.	W	70-68	14527

2024-25 ROAD/NEUTRAL STATISTICS

Game Records

Record	Overall	Home	Away	Neutral
ALL GAMES	5-3	0-0	2-3	3-0
CONFERENCE	2-2	0-0	2-2	0-0
NON-CONFERENCE	3-1	0-0	0-1	3-0

Score by Periods

Team	1st	2nd	OT	TOT
Wisconsin	320	326	0	646
Opponents	271	339	0	610

Team Box Score

No.	Player				Total		3-Point		F-Throw		Rebounds											
		GP-GS	MIN	AVG	FG-FGA	FG%	3FG-3FGA	3FG%	FT-FTA	FT%	OFF	DEF	TOT	AVG	PF	DQ	A	TO	BLK	STL	PTS	AVG
25	BLACKWELL, John	8-8	250:14	31.3	49-92	.533	9-32	.281	33-41	.805	5	25	30	3.8	27	2	19	23	0	6	140	17.5
9	TONJE, John	8-8	248:29	31.1	41-91	.451	11-37	.297	33-36	.917	8	34	42	5.3	18	0	17	19	2	1	126	15.8
11	KLESMIT, Max	8-8	239:54	30.0	25-69	.362	17-52	.327	23-28	.821	2	17	19	2.4	13	0	24	10	0	7	90	11.3
31	WINTER, Nolan	8-8	195:39	24.5	36-59	.610	8-23	.348	9-11	.818	14	28	42	5.3	10	0	9	7	2	3	89	11.1
22	CROWL, Steven	8-8	178:10	22.3	32-59	.542	7-16	.438	8-10	.800	13	35	48	6.0	22	1	18	10	2	3	79	9.9
4	MCGEE, Kamari	8-0	184:50	23.1	22-35	.629	10-16	.625	6-9	.667	4	13	17	2.1	24	2	21	4	0	9	60	7.5
7	GILMORE, Carter	8-0	153:57	19.2	11-24	.458	5-13	.385	4-4	1.000	6	13	19	2.4	20	1	14	7	4	1	31	3.9
13	AMOS, Xavier	8-0	67:04	8.4	7-20	.350	2-12	.167	6-7	.857	0	13	13	1.6	7	0	1	5	2	2	22	2.8
2	ROBISON, Jack	2-0	01:59	1.0	1-1	1.000	1-1	1.000	0-0	.000	0	0	0	0.0	1	0	0	0	0	0	3	1.5
33	JANICKI, Jack	8-0	70:15	8.8	2-9	.222	2-8	.250	0-0	.000	1	6	7	0.9	11	0	6	1	2	2	6	0.8
21	HODGES, Chris	2-0	01:09	0.6	0-0	.000	0-0	.000	0-0	.000	0	0	0	0.0	0	0	0	1	0	0	0	0.0
35	ILVER, Markus	3-0	05:08	1.7	0-1	.000	0-1	.000	0-0	.000	0	0	0	0.0	1	0	0	0	0	0	0	0.0
3	HUNTER, Camren	1-0	00:06	0.1	0-0	.000	0-0	.000	0-0	.000	0	0	0	0.0	0	0	0	0	0	0	0	0.0
15	GARD, Isaac	2-0	01:09	0.6	0-0	.000	0-0	.000	0-0	.000	0	0	0	0.0	0	0	0	0	0	0	0	0.0
5	FREITAG, Daniel	2-0	01:59	1.0	0-0	.000	0-0	.000	0-0	.000	0	0	0	0.0	1	0	0	0	0	0	0	0.0
Team											9	13	22					4				
Total		**8**	**1600**		**226-460**	**.491**	**72-211**	**.341**	**122-146**	**.836**	**62**	**197**	**259**	**32.4**	**155**	**6**	**129**	**91**	**14**	**34**	**646**	**80.8**
Opponents		**8**	**1600**		**211-482**	**.438**	**52-184**	**.283**	**136-186**	**.731**	**84**	**175**	**259**	**32.4**	**150**	**3**	**103**	**73**	**22**	**39**	**610**	**76.3**

Team Statistics

	WISC	OPP
Scoring	**646**	**610**
Points per game	80.8	76.3
Scoring margin	+4.5	-
Field goals-att	**226-460**	**211-482**
Field goal pct	.491	.438
3 point fg-att	**72-211**	**52-184**
3-point FG pct	.341	.283
3-pt FG made per game	9.0	6.5
Free throws-att	**122-146**	**136-186**
Free throw pct	.836	.731
F-Throws made per game	15.3	17.0
Rebounds	**259**	**259**
Rebounds per game	32.4	32.4
Rebounding margin	0.0	-
Assists	**129**	**103**
Assists per game	16.1	12.9
Turnovers	**91**	**73**
Turnovers per game	11.4	9.1
Turnover margin	-2.3	-
Assist/turnover ratio	1.4	1.4
Steals	**34**	**39**
Steals per game	4.3	4.9
Blocks	**14**	**22**
Blocks per game	1.8	2.8
Winning streak	**0**	**-**
Home win streak	0	-
Attendance	**0**	**55284**
Home games-Avg/Game	0-0	5-11057
Neutral site-Avg/Game	-	3-5756

Team Results

Date	Opponent		Score	Att.
11/22/2024	vs UCF	W	86-70	1112
11/24/2024	vs Pittsburgh	W	81-75	1112
12/07/2024	at Marquette	L	74-88	18107
12/10/2024	at Illinois	L	80-86	15544
12/14/2024	vs Butler	W	83-74	15045
01/06/2025	at Rutgers	W	75-63	8000
01/18/2025	at Southern California	W	84-69	6938
01/21/2025	at UCLA	L	83-85	6695

GAME-BY-GAME STATISTICS

WISCONSIN

Opponent	Date	Score		FG-FGA	PCT	3FG-3FGA	PCT	FT-FTA	PCT	OFF	DEF	TOT	AVG	PF	A	TO	BLK	STL	PTS	AVG
Holy Cross	11/04/2024	85-61	W	29-59	.492	11-31	.355	16-16	1.000	10	28	38	38.0	14	15	11	2	7	85	85.0
Montana St.	11/07/2024	79-67	W	24-53	.453	11-22	.500	20-21	.952	9	23	32	35.0	14	15	11	2	6	79	82.0
App State	11/10/2024	87-56	W	33-70	.471	8-28	.286	13-16	.813	14	29	43	37.7	18	17	6	1	14	87	83.7
Arizona	11/15/2024	103-88	W	25-52	.481	12-27	.444	41-47	.872	2	26	28	35.3	31	17	10	4	7	103	88.5
UTRGV	11/18/2024	87-84	W	26-53	.491	8-20	.400	27-32	.844	9	23	32	34.6	16	10	9	1	5	87	88.2
vs UCF	11/22/2024	86-70	W	32-66	.485	10-31	.323	12-16	.750	8	31	39	35.3	26	21	13	3	5	86	87.8
vs Pittsburgh	11/24/2024	81-75	W	29-60	.483	5-20	.250	18-22	.818	9	24	33	35.0	16	12	6	0	3	81	86.9
Chicago St.	11/30/2024	74-53	W	23-59	.390	10-30	.333	18-21	.857	11	30	41	35.8	10	17	8	4	3	74	85.3
Michigan	12/03/2024	64-67	L	22-64	.344	6-27	.222	14-19	.737	16	26	42	36.4	18	8	10	2	7	64	82.9
at Marquette	12/07/2024	74-88	L	24-52	.462	10-26	.385	16-18	.889	11	20	31	35.9	18	16	16	1	3	74	82.0
at Illinois	12/10/2024	80-86	L	28-63	.444	10-29	.345	14-21	.667	11	18	29	35.3	21	15	12	2	5	80	81.8
vs Butler	12/14/2024	83-74	W	26-58	.448	6-25	.240	25-27	.926	5	27	32	35.0	22	19	3	1	2	83	81.9
Detroit Mercy	12/22/2024	76-53	W	26-64	.406	7-35	.200	17-19	.895	16	34	50	36.2	13	13	10	6	4	76	81.5
Iowa	01/03/2025	116-85	W	40-62	.645	21-31	.677	15-17	.882	8	29	37	36.2	16	26	13	0	4	116	83.9
at Rutgers	01/06/2025	75-63	W	31-57	.544	7-22	.318	6-6	1.000	6	34	40	36.5	15	15	16	5	5	75	83.3
Minnesota	01/10/2025	80-59	W	25-57	.439	11-28	.393	19-24	.792	11	26	37	36.5	13	14	8	2	9	80	83.1
Ohio St.	01/14/2025	70-68	W	20-48	.417	5-22	.227	25-28	.893	6	25	31	36.2	19	6	12	2	2	70	82.4
at Southern California	01/18/2025	84-69	W	31-55	.564	9-28	.321	13-15	.867	5	22	27	35.7	14	17	12	1	8	84	82.4
at UCLA	01/21/2025	83-85	L	25-49	.510	15-30	.500	18-21	.857	7	21	28	35.3	23	14	13	1	3	83	82.5
Total		**1567**		**519-1101**	**.471**	**182-512**	**.355**	**347-406**	**.855**	**174**	**496**	**670**	**35.3**	**337**	**287**	**199**	**40**	**102**	**1567**	**82.5**
Opponents		1351		482-1148	.420	134-431	.311	253-347	.729	195	426	621	32.7	373	213	207	57	96	1351	71.1

Wisconsin Averages

Games Played	Points/ game	FG Pct	3FG Pct	FT Pct	Rebounds/ game	Assists/ game	Turnovers/ game	Assist/Turnover ratio	Steals/ game	Blocks/ game
19	82.5	47.1	35.5	85.5	35.3	15.1	10.5	1.4	5.4	2.1

GAME-BY-GAME STATISTICS

OPPONENT

Opponent	Date	Score		FG-FGA	PCT	3FG-3FGA	PCT	FT-FTA	PCT	OFF	DEF	TOT	AVG	PF	A	TO	BLK	STL	PTS	AVG
Holy Cross	11/04/2024	85-61	W	23-53	.434	9-24	.375	6-7	.857	3	18	21	21.0	20	8	13	2	4	61	61.0
Montana St.	11/07/2024	79-67	W	24-54	.444	12-26	.462	7-10	.700	7	20	27	24.0	18	12	14	6	6	67	64.0
App State	11/10/2024	87-56	W	21-56	.375	7-24	.292	7-13	.538	11	25	36	28.0	19	11	18	2	2	56	61.3
Arizona	11/15/2024	103-88	W	28-74	.378	4-23	.174	28-40	.700	24	28	52	34.0	32	6	13	1	5	88	68.0
UTRGV	11/18/2024	87-84	W	31-63	.492	13-33	.394	9-11	.818	7	20	27	32.6	24	12	10	1	7	84	71.2
vs UCF	11/22/2024	86-70	W	21-62	.339	2-17	.118	26-37	.703	13	28	41	34.0	17	10	10	3	5	70	71.0
vs Pittsburgh	11/24/2024	81-75	W	30-60	.500	5-23	.217	10-13	.769	5	24	29	33.3	19	11	8	0	1	75	71.6
Chicago St.	11/30/2024	74-53	W	20-59	.339	6-24	.250	7-7	1.000	7	26	33	33.3	20	8	11	5	3	53	69.3
Michigan	12/03/2024	64-67	L	23-59	.390	6-25	.240	15-21	.714	13	30	43	34.3	17	16	12	11	7	67	69.0
at Marquette	12/07/2024	74-88	L	31-62	.500	8-26	.308	18-21	.857	11	19	30	33.9	17	17	5	3	9	88	70.9
at Illinois	12/10/2024	80-86	L	27-64	.422	10-33	.303	22-25	.880	15	25	40	34.5	22	15	13	2	3	86	72.3
vs Butler	12/14/2024	83-74	W	22-51	.431	8-25	.320	22-32	.688	5	27	32	34.3	20	12	6	4	1	74	72.4
Detroit Mercy	12/22/2024	76-53	W	22-66	.333	4-8	.500	5-6	.833	10	24	34	34.2	17	5	8	1	4	53	70.9
Iowa	01/03/2025	116-85	W	32-66	.485	9-24	.375	12-18	.667	7	14	21	33.3	13	13	9	1	7	85	71.9
at Rutgers	01/06/2025	75-63	W	25-73	.342	7-26	.269	6-13	.462	18	19	37	33.5	16	10	8	6	8	63	71.3
Minnesota	01/10/2025	80-59	W	22-57	.386	7-19	.368	8-13	.615	13	23	36	33.7	19	9	15	3	5	59	70.6
Ohio St.	01/14/2025	70-68	W	25-59	.424	5-17	.294	13-15	.867	9	23	32	33.6	24	10	11	2	7	68	70.4
at Southern California	01/18/2025	84-69	W	26-53	.491	6-15	.400	11-17	.647	7	18	25	33.1	18	13	16	0	6	69	70.3
at UCLA	01/21/2025	83-85	L	29-57	.509	6-19	.316	21-28	.750	10	15	25	32.7	21	15	7	4	6	85	71.1
Total		**1351**		**482-1148**	**.420**	**134-431**	**.311**	**253-347**	**.729**	**195**	**426**	**621**	**32.7**	**373**	**213**	**207**	**57**	**96**	**1351**	**71.1**
Wisconsin		1567		519-1101	.471	182-512	.355	347-406	.855	174	496	670	35.3	337	287	199	40	102	1567	82.5

Opponents Averages

Games Played	Points/ game	FG Pct	3FG Pct	FT Pct	Rebounds/ game	Assists/ game	Turnovers/ game	Assist/Turnover ratio	Steals/ game	Blocks/ game
19	71.1	42.0	31.1	72.9	32.7	11.2	10.9	1.0	5.1	3.0

GAME 1: WISCONSIN 85, HOLY CROSS 61

Nov. 4, 2024 • Madison, Wis. • Kohl Center

Official Basketball Box Score - Final
Holy Cross at Wisconsin
11/04/24 Kohl Center, Madison
2024-25 Men's Basketball

Game Time: 7:00 PM
Game Duration: 1:50
Attendance: 13,451

Officials: Rob Riley (Sr.), Andy O'Brien, Rob Kuenerman

Holy Cross - 61 Record: 0-1

NO.	Name		Min	FG M-A	3P M-A	FT M-A	Rebounds OR	DR	TOT	Fouls PF	FD	TP	AS	TO	ST	Blocks BS	BA	+/-
21	Gabe Warren	F	28:36	9-13	4-7	1-2	1	0	1	3	2	23	1	0	0	0	0	-14
30	Joe Nugent	F	26:24	0-6	0-4	0-0	0	4	4	3	0	0	1	2	0	0	0	-18
33	Caleb Kenney	F	16:32	3-7	0-0	0-0	2	1	3	2	0	6	1	2	1	0	0	-4
0	Tyler Boston	G	18:30	1-4	1-1	0-0	0	1	1	2	4	3	2	2	0	0	1	-4
10	Max Green	G	30:25	3-9	1-4	0-0	0	2	2	3	4	7	3	1	3	1	0	-18
2	DeAndre Williams		18:54	3-6	0-3	5-5	0	1	1	2	3	11	0	1	0	1	0	-24
25	Jaiden Feroah		20:31	1-2	0-0	0-0	0	4	4	0	0	2	0	2	0	0	0	-20
4	Kahlil Singleton		17:00	2-2	2-2	0-0	0	1	1	0	1	6	0	1	0	0	0	-7
23	Aidan Richard		18:35	1-4	1-3	0-0	0	1	1	2	0	3	0	0	0	0	1	-20
34	Declan Ryan		02:53	0-0	0-0	0-0	0	1	1	3	0	0	0	1	0	0	0	6
5	Jaden Kirkwood		01:40	0-0	0-0	0-0	0	1	1	0	0	0	0	0	0	0	0	3
Team							0	1	1			0		1				
Totals				23-53	9-24	6-7	3	18	21	20	14	61	8	13	4	2	2	-24

Shooting By Period		
1st FG%	15-29	51.7%
3PT%	6-13	46.2%
FT%	0-0	0%
2nd FG%	8-24	33.3%
3PT%	3-11	27.3%
FT%	6-7	85.7%
GM FG%	23-53	43.4%
3PT%	9-24	37.5%
FT%	6-7	85.7%

Dead Ball Rebounds: 0, 0

Technical Fouls: NONE

Wisconsin - 85 Record: 1-0

NO.	Name		Min	FG M-A	3P M-A	FT M-A	Rebounds OR	DR	TOT	Fouls PF	FD	TP	AS	TO	ST	Blocks BS	BA	+/-
22	Steven Crowl	F	25:39	3-7	1-2	0-0	2	6	8	1	2	7	2	3	1	0	2	16
31	Nolan Winter	F	20:11	6-6	2-2	1-1	1	3	4	2	1	15	2	0	0	1	0	8
9	John Tonje	G	26:54	6-11	3-6	8-8	2	3	5	2	7	23	1	3	1	0	0	16
11	Max Klesmit	G	27:38	3-9	1-7	0-0	0	2	2	1	2	7	1	1	2	0	0	9
25	John Blackwell	G	30:04	5-10	2-4	4-4	0	4	4	2	4	16	1	1	1	0	1	19
4	Kamari McGee		27:39	2-6	1-4	2-2	1	1	2	2	3	7	4	1	1	0	0	35
7	Carter Gilmore		08:09	2-2	0-0	1-1	1	1	2	0	1	5	0	0	0	0	0	3
13	Xavier Amos		10:43	1-4	0-3	0-0	0	4	4	1	0	2	1	2	0	0	0	10
33	Jack Janicki		10:56	0-1	0-1	0-0	0	1	1	1	0	0	2	0	0	0	0	9
35	Markus Iver		03:20	0-0	0-0	0-0	0	0	0	0	0	0	1	0	1	1	0	11
5	Daniel Freitag		02:42	0-1	0-1	0-0	0	0	0	1	0	0	0	0	0	0	0	-1
2	Jack Robison		01:40	0-0	0-0	0-0	0	0	0	0	0	0	0	0	0	0	0	-3
15	Isaac Gard		00:56	1-1	1-1	0-0	0	0	0	1	0	3	0	0	0	0	0	1
18	Riccardo Greppi		01:40	0-0	0-0	0-0	0	0	0	0	0	0	0	0	0	0	0	-3
14	Aidan Konop		01:05	0-0	0-0	0-0	0	0	0	0	0	0	0	0	0	0	0	-6
21	Chris Hodges		00:44	0-1	0-0	0-0	0	0	0	0	0	0	0	0	0	0	1	-4
Team							3	3	6			0		0				
Totals				29-59	11-31	16-16	10	28	38	14	20	85	15	11	7	2	2	24

Shooting By Period		
1st FG%	12-29	41.4%
3PT%	3-15	20.0%
FT%	8-8	100%
2nd FG%	17-30	56.7%
3PT%	8-16	50.0%
FT%	8-8	100%
GM FG%	29-59	49.2%
3PT%	11-31	35.5%
FT%	16-16	100.0%

Dead Ball Rebounds: 2, 0

Technical Fouls: NONE

	HC	UW
Biggest lead	16 (1 st 13:39)	30 (2 nd 1:14)
Best Scoring Run	13 (1 st 16:14)	16 (2 nd 12:25)
Lead Changes	8	
Times Tied	2	
Time with Lead	16:15	21:51

Points from	HC	UW
Turnovers	10	17
Paint	16	34
Second Chance	3	13
Fast Breaks	8	12
Bench	22	17

Period by Period Scoring	1st	2nd	TOT
HC	36	25	61
UW	35	50	85

NOTES: Wisconsin went a perfect 16-for-16 from the free throw line, the second-most made FTs without a miss in school history ... Monday's effort at the FT line was the 7th perfect mark in school history (min. 12 FTAs).

GAME 2: WISCONSIN 79, MONTANA STATE 67

Nov. 7, 2024 • Madison, Wis. • Kohl Center

Official Basketball Box Score - Final
Montana St. at Wisconsin
11/07/24 Kohl Center, Madison
2024-25 Men's Basketball

Game Time: 7:00 PM
Game Duration: 1:54
Attendance: 13,554

Officials: Brian Dorsey, Jason Phillips, John Floyd

Montana St. - 67 Record: 0-1

NO.	Name		Min	FG M-A	3P M-A	FT M-A	Rebounds OR	DR	TOT	Fouls PF	FD	TP	AS	TO	ST	Blocks BS	BA	+/-
2	Brandon Walker	F	20:11	3-8	1-1	2-4	0	3	3	2	4	9	1	3	1	0	0	-10
7	Max Agbonkpolo	F	23:25	5-12	2-5	1-2	0	1	1	2	1	13	0	2	0	1	1	-3
1	Patrick McMahon	G	26:00	5-7	1-1	0-0	0	4	4	3	1	11	0	0	0	1	1	-3
3	Jabe Mullins	G	35:14	4-9	2-6	2-2	0	7	7	0	1	12	4	4	1	2	0	-6
11	Tyler Patterson	G	25:49	2-6	2-5	0-0	0	2	2	1	1	6	0	0	0	1	0	-13
23	Chika Nduka		18:20	0-1	0-0	0-0	3	0	3	3	3	0	3	1	1	0	0	-2
21	Brian Goracke		23:49	4-9	4-8	2-2	0	0	0	2	2	14	1	1	0	0	0	-6
5	Bryce Zephir		11:02	0-1	0-0	0-0	0	1	1	3	0	0	3	2	2	0	0	-10
25	Sam Lecholat		07:43	0-0	0-0	0-0	1	0	1	2	1	0	0	0	0	1	0	-10
24	Jed Miller		08:27	1-1	0-0	0-0	0	0	0	0	0	2	0	0	1	0	0	3
Team							3	2	5			0		1				
Totals				24-54	12-26	7-10	7	20	27	19	14	67	12	14	6	6	2	-12

Shooting By Period		
1st FG%	11-28	39.3%
3PT%	7-17	41.2%
FT%	4-6	66.7%
2nd FG%	13-26	50.0%
3PT%	5-9	55.6%
FT%	3-4	75%
GM FG%	24-54	44.4%
3PT%	12-26	46.2%
FT%	7-10	70.0%

Dead Ball Rebounds: 3, 0

Technical Fouls: Coach 2 nd 13:10

Wisconsin - 79 Record: 2-0

NO.	Name		Min	FG M-A	3P M-A	FT M-A	Rebounds OR	DR	TOT	Fouls PF	FD	TP	AS	TO	ST	Blocks BS	BA	+/-
22	Steven Crowl	F	24:28	1-4	0-0	4-4	1	3	4	3	3	6	4	4	0	0	1	9
31	Nolan Winter	F	20:51	3-6	0-1	0-0	1	7	8	1	2	6	1	0	1	1	1	8
9	John Tonje	G	27:07	2-4	1-2	8-9	1	3	4	2	6	13	1	3	0	0	1	17
11	Max Klesmit	G	36:11	7-15	6-11	6-6	0	0	0	2	3	26	1	0	2	0	0	12
25	John Blackwell	G	34:00	4-13	3-6	2-2	0	6	6	3	2	13	3	3	2	0	3	14
4	Kamari McGee		27:45	5-7	1-1	0-0	1	2	3	0	2	11	3	0	1	0	0	3
7	Carter Gilmore		19:03	2-3	0-1	0-0	2	0	2	1	0	4	2	0	0	1	0	-2
13	Xavier Amos		03:41	0-1	0-0	0-0	0	0	0	0	0	0	0	0	0	0	0	1
33	Jack Janicki		02:06	0-0	0-0	0-0	0	0	0	1	0	0	0	0	0	0	0	-1
35	Markus Iver		04:48	0-0	0-0	0-0	0	0	0	1	0	0	0	1	0	0	0	-1
Team							3	2	5			0		0				
Totals				24-53	11-22	20-21	9	23	32	14	18	79	15	11	6	2	6	12

Shooting By Period		
1st FG%	11-26	42.3%
3PT%	5-10	50.0%
FT%	12-13	92.3%
2nd FG%	13-27	48.1%
3PT%	6-12	50.0%
FT%	8-8	100%
GM FG%	24-53	45.3%
3PT%	11-22	50.0%
FT%	20-21	95.2%

Dead Ball Rebounds: 1, 0

Technical Fouls: NONE

	MSU	UW
Biggest lead	3 (1 st 12:33)	17 (2 nd 11:18)
Best Scoring Run	5 (1 st 12:33)	8 (2 nd 18:18)
Lead Changes	10	
Times Tied	6	
Time with Lead	04:47	31:53

Points from	MSU	UW
Turnovers	12	10
Paint	14	24
Second Chance	4	10
Fast Breaks	6	9
Bench	16	15

Period by Period Scoring	1st	2nd	TOT
MSU	33	34	67
UW	39	40	79

GAME 3: WISCONSIN 87, APPALACHIAN STATE 56

Nov. 10, 2024 • Madison, Wis. • Kohl Center

Official Basketball Box Score - Final
App State at Wisconsin
11/10/24 Kohl Center, Madison
2024-25 Men's Basketball

Game Time: 11:00 AM
Game Duration: 1:52
Attendance: 13,913

Officials: Earl Walton, Verne Harris, Randy Richardson

App State - 56 Record: 1-2

NO.	Name		Min	FG M-A	3P M-A	FT M-A	Rebounds OR	DR	TOT	Fouls PF	FD	TP	AS	TO	ST	Blocks BS	BA	+/-
15	CJ Huntley	F	30:24	4-7	3-5	2-2	2	4	6	4	3	13	0	1	0	1	0	-14
7	Jalil Beaubrun	C	22:43	4-8	0-2	1-3	0	5	5	2	3	9	0	1	1	0	0	-26
0	Jackson Threadgill	G	28:15	5-8	1-3	0-0	0	0	0	2	0	11	1	5	0	0	0	-21
10	Jamil Muttilib	G	24:23	0-7	0-5	0-0	2	3	5	1	2	0	1	1	0	1	0	-7
12	Myles Tate	G	31:45	2-10	1-5	0-1	0	6	6	3	4	5	5	3	1	0	0	-21
3	Luke Wilson		16:02	1-4	0-0	1-4	1	0	1	2	2	3	0	2	0	0	0	-14
8	Anthony Alston		19:27	1-4	1-2	0-0	1	0	1	2	1	3	2	2	0	0	0	-21
2	Alonzo Dodd		08:24	1-2	0-0	0-0	0	1	1	1	1	2	1	1	0	0	0	-15
44	Michael Marcus Jr.		10:51	2-3	0-0	1-1	3	0	3	1	1	5	0	2	0	0	0	-8
4	Dior Conners		03:53	0-1	0-1	0-0	0	1	1	1	0	0	1	0	0	0	0	-4
5	Jason Clarke Jr.		03:53	1-2	1-1	2-2	0	2	2	0	1	5	0	0	0	0	1	-4
Team							2	3	5			0		0				
Totals				21-56	7-24	7-13	11	25	36	19	18	56	11	18	2	2	1	-31

Shooting By Period		
1st FG%	8-23	34.8%
3PT%	4-11	36.4%
FT%	0-0	0%
2nd FG%	13-33	39.4%
3PT%	3-13	23.1%
FT%	7-13	53.8%
GM FG%	21-56	37.5%
3PT%	7-24	29.2%
FT%	7-13	53.8%

Dead Ball Rebounds: 1, 0

Technical Fouls: NONE

Wisconsin - 87 Record: 3-0

NO.	Name		Min	FG M-A	3P M-A	FT M-A	Rebounds OR	DR	TOT	Fouls PF	FD	TP	AS	TO	ST	Blocks BS	BA	+/-
22	Steven Crowl	F	28:17	7-12	1-3	2-2	0	1	1	1	3	17	4	1	2	0	0	16
31	Nolan Winter	F	22:52	3-5	1-2	3-5	6	2	8	3	3	10	0	1	2	0	0	24
9	John Tonje	G	30:20	8-14	1-5	0-0	1	6	7	1	2	17	5	0	2	0	0	23
11	Max Klesmit	G	27:55	5-11	2-6	3-3	0	1	1	2	5	15	4	1	5	0	1	9
25	John Blackwell	G	23:33	4-10	0-2	0-1	1	3	4	3	2	8	1	1	0	0	0	26
4	Kamari McGee		21:42	2-3	0-1	0-0	0	3	3	3	0	4	0	1	0	0	0	22
7	Carter Gilmore		10:26	0-0	0-0	0-0	0	1	1	2	0	0	0	0	1	0	0	13
13	Xavier Amos		12:06	2-8	2-4	4-4	2	4	6	0	3	10	0	1	1	0	1	8
33	Jack Janicki		08:55	0-1	0-1	0-0	0	3	3	1	0	0	1	0	0	0	0	11
35	Markus Iver		05:28	1-4	0-2	1-1	1	2	3	1	1	3	0	0	1	1	0	7
5	Daniel Freitag		03:11	0-1	0-1	0-0	0	0	0	0	0	0	1	0	0	0	0	4
18	Riccardo Greppi		01:45	0-0	0-0	0-0	2	1	3	0	0	0	0	0	0	0	0	2
2	Jack Robison		00:42	1-1	1-1	0-0	0	0	0	0	0	3	0	0	0	0	0	-2
3	Camren Hunter		00:42	0-0	0-0	0-0	0	0	0	1	0	0	1	0	0	0	0	-2
14	Aidan Konop		00:42	0-0	0-0	0-0	0	0	0	0	0	0	0	0	0	0	0	-2
15	Isaac Gard		00:42	0-0	0-0	0-0	0	0	0	0	0	0	0	0	0	0	0	-2
21	Chris Hodges		00:42	0-0	0-0	0-0	0	0	0	0	0	0	0	0	0	0	0	-2
Team							1	2	3			0		0				
Totals				33-70	8-28	13-16	14	29	43	18	19	87	17	6	14	1	2	31

Shooting By Period		
1st FG%	16-35	45.7%
3PT%	3-10	30.0%
FT%	1-4	25%
2nd FG%	17-35	48.6%
3PT%	5-18	27.8%
FT%	12-12	100%
GM FG%	33-70	47.1%
3PT%	8-28	28.6%
FT%	13-16	81.3%

Dead Ball Rebounds: 1, 0

Technical Fouls: NONE

	AppSt	UW
Biggest lead	9 (1 st 12:55)	34 (2 nd 0:12)
Best Scoring Run	6 (1 st 15:56)	24 (1 st 2:44)
Lead Changes	1	
Times Tied	2	
Time with Lead	09:56	27:53

Points from	AppSt	UW
Turnovers	2	16
Paint	24	48
Second Chance	10	10
Fast Breaks	0	8
Bench	18	20

Period by Period Scoring	1st	2nd	TOT
AppSt	20	36	56
UW	36	51	87

GAME 4: WISCONSIN 103, #9 ARIZONA 88

Nov. 15, 2024 • Madison, Wis. • Kohl Center

Official Basketball Box Score - Final
Arizona at Wisconsin
11/15/24 Kohl Center, Madison
2024-25 Men's Basketball

Game Time: 8:00 PM
Game Duration: 2:24
Attendance: 16,838

Officials: Larry Scirotto, Jason Phillips, Rob Riley Sr.

Arizona - 88 Record: 2-1

NO.	Name		Min	FG M-A	3P M-A	FT M-A	Rebounds OR	DR	TOT	Fouls PF	FD	TP	AS	TO	ST	Blocks BS	BA	+/-
4	Trey Townsend	F	26:53	6-10	0-2	5-6	2	2	4	4	4	17	0	2	0	0	1	-17
30	Tobe Awaka	F	19:57	3-8	0-0	3-5	7	6	13	5	3	9	1	2	0	0	0	-17
0	Jaden Bradley	G	35:20	7-14	1-4	7-13	3	3	6	1	10	22	0	4	1	0	0	-14
1	Caleb Love	G	25:29	2-13	0-6	2-2	0	2	2	5	2	6	2	2	2	0	0	-8
5	KJ Lewis	G	22:58	4-11	1-3	6-8	1	3	4	4	4	15	0	1	0	1	3	-4
14	Motiejus Krivas		17:43	4-7	0-0	0-0	2	5	7	3	3	8	0	0	0	0	0	6
13	Henri Veesaar		12:15	0-2	0-0	2-2	2	1	3	3	3	2	0	0	0	0	0	0
3	Anthony Dell'Orso		23:01	2-5	2-4	2-2	0	3	3	3	1	8	1	2	0	0	0	-21
9	Carter Bryant		13:00	0-2	0-2	1-2	0	2	2	4	1	1	2	0	2	0	0	0
11	Liam Lloyd		00:51	0-2	0-2	0-0	0	0	0	0	0	0	0	0	0	0	0	0
15	Grant Weitman		00:51	0-0	0-0	0-0	0	0	0	0	0	0	0	0	0	0	0	0
24	Luke Champion		00:51	0-0	0-0	0-0	0	0	0	0	0	0	0	0	0	0	0	0
55	Conrad Martinez		00:51	0-0	0-0	0-0	0	0	0	0	0	0	0	0	0	0	0	0
Team							7	1	8			0		0				
Totals				28-74	4-23	28-40	24	28	52	32	31	88	6	13	5	1	4	-15

Shooting By Period		
1st FG%	14-35	40.0%
3PT%	4-13	30.8%
FT%	12-17	70.6%
2nd FG%	14-39	35.9%
3PT%	0-10	0.0%
FT%	16-23	69.6%
GM FG%	28-74	37.8%
3PT%	4-23	17.4%
FT%	28-40	70.0%

Dead Ball Rebounds: 7, 0

Technical Fouls: Love 1 st 15:35

Wisconsin - 103 Record: 4-0

NO.	Name		Min	FG M-A	3P M-A	FT M-A	Rebounds OR	DR	TOT	Fouls PF	FD	TP	AS	TO	ST	Blocks BS	BA	+/-
22	Steven Crowl	F	31:11	3-4	0-1	2-4	1	3	4	5	4	8	6	1	0	1	0	16
31	Nolan Winter	F	12:06	1-3	0-1	2-2	0	3	3	3	2	4	1	0	1	1	0	2
9	John Tonje	G	33:53	8-14	4-6	21-22	0	6	6	4	13	41	1	4	1	0	0	4
11	Max Klesmit	G	35:27	3-7	1-5	6-6	0	3	3	2	4	13	3	0	2	0	0	14
25	John Blackwell	G	25:41	3-8	1-3	7-8	0	2	2	3	6	14	3	2	1	1	0	22
7	Carter Gilmore		08:25	0-0	0-0	0-0	0	0	0	3	0	0	0	1	0	1	0	3
4	Kamari McGee		16:54	2-3	2-2	0-0	0	3	3	4	0	6	1	1	0	0	0	13
33	Jack Janicki		19:07	3-6	2-4	1-2	0	2	2	3	1	9	2	0	1	0	1	3
13	Xavier Amos		14:01	2-6	2-4	2-3	0	2	2	3	1	8	0	0	1	0	0	7
21	Chris Hodges		01:03	0-0	0-0	0-0	0	0	0	0	0	0	0	0	0	0	0	-3
35	Markus Iver		01:32	0-1	0-1	0-0	0	0	0	1	0	0	0	0	0	0	0	-6
3	Camren Hunter		00:17	0-0	0-0	0-0	0	0	0	0	0	0	0	0	0	0	0	0
2	Jack Robison		00:13	0-0	0-0	0-0	0	0	0	0	0	0	0	0	0	0	0	0
5	Daniel Freitag		00:13	0-0	0-0	0-0	0	0	0	0	0	0	0	0	0	0	0	0
Team							1	2	3			0		1				
Totals				25-52	12-27	41-47	2	26	28	31	31	103	17	10	7	4	1	15

Shooting By Period		
1st FG%	13-26	50.0%
3PT%	6-13	46.2%
FT%	23-26	88.5%
2nd FG%	12-26	46.2%
3PT%	6-14	42.9%
FT%	18-21	85.7%
GM FG%	25-52	48.1%
3PT%	12-27	44.4%
FT%	41-47	87.2%

Dead Ball Rebounds: 3, 1

Technical Fouls: NONE

	UA	UW
Biggest lead	0 (1 st 20:00)	18 (1 st 5:05)
Best Scoring Run	11 (1 st 2:41)	7 (1 st 17:55)
Lead Changes	0	
Times Tied	1	
Time with Lead	00:00	38:54

Points from	UA	UW
Turnovers	12	14
Paint	42	26
Second Chance	24	5
Fast Breaks	13	8
Bench	19	23

Period by Period Scoring	1st	2nd	TOT
UA	44	44	88
UW	55	48	103

GAME 5: #19 WISCONSIN 87, UTRGV 84

Nov. 18, 2024 • Madison, Wis. • Kohl Center

Official Basketball Box Score - Final
UTRGV at Wisconsin
11/18/24 Kohl Center, Madison
2024-25 Men's Basketball

Game Time: 7:00 PM
Game Duration: 2:07
Attendance: 13,423

Officials: D.J. Carstensen, James Breeding, Nate Harris

UTRGV - 84 Record: 3-3

NO.	Name		Min	FG M-A	3P M-A	FT M-A	Rebounds OR	DR	TOT	Fouls PF	FD	TP	AS	TO	ST	Blocks BS	BA	+/-
3	DK Thorn	F	25:05	1-5	1-5	0-0	0	0	0	3	0	3	2	0	1	0	0	-2
33	Tommy Gankhuyag	C	22:58	3-7	2-4	1-2	1	6	7	2	2	9	0	1	1	0	0	12
10	Cliff Davis	G	21:55	4-7	2-5	0-0	0	2	2	2	1	10	2	0	0	1	0	2
14	Hasan Abdul Hakim	G	35:42	7-14	2-6	3-3	1	7	8	3	4	19	1	2	0	0	0	0
25	Trey Miller	G	31:06	6-9	0-1	0-0	1	0	1	4	3	12	6	1	1	0	0	1
4	K.T. Raimey		24:06	3-8	3-6	4-4	1	1	2	3	2	13	1	1	2	0	0	-7
21	Marshal Destremau		06:02	0-2	0-1	0-0	0	1	1	2	0	0	0	1	1	0	0	-4
0	J.J. Howard		07:27	1-2	0-0	0-1	2	0	2	0	1	2	0	1	0	0	1	-2
5	Howie Fleming Jr.		16:00	4-6	2-3	0-0	0	2	2	5	3	10	0	1	1	0	0	-5
12	Kwo Agwa		07:39	2-3	1-2	1-1	1	1	2	0	0	6	0	0	0	0	0	-8
Team							0	0	0			0		2				
Totals				31-63	13-33	9-11	7	20	27	24	16	84	12	10	7	1	1	-3

Technical Fouls: NONE

Shooting By Period		
1st FG%	20-32	62.5%
3PT%	8-17	47.1%
FT%	4-5	80%
2nd FG%	11-31	35.5%
3PT%	5-16	31.3%
FT%	5-6	83.3%
GM FG%	31-63	49.2%
3PT%	13-33	39.4%
FT%	9-11	81.8%

Dead Ball Rebounds: 4, 0

Wisconsin - 87 Record: 5-0

NO.	Name		Min	FG M-A	3P M-A	FT M-A	Rebounds OR	DR	TOT	Fouls PF	FD	TP	AS	TO	ST	Blocks BS	BA	+/-
22	Steven Crowl	F	20:33	3-7	0-0	3-4	1	4	5	0	3	9	1	1	0	0	1	-8
31	Nolan Winter	F	11:57	2-3	0-0	2-2	1	2	3	0	2	6	1	0	0	0	0	-6
9	John Tonje	G	30:40	3-5	3-5	10-10	1	2	3	3	6	19	0	3	1	0	0	0
11	Max Klesmit	G	34:14	3-11	1-6	4-4	1	0	1	2	3	11	2	3	0	1	0	2
25	John Blackwell	G	38:13	11-18	2-5	6-8	2	5	7	3	6	30	3	1	0	0	0	3
4	Kamari McGee		20:43	0-2	0-1	0-0	0	1	1	2	1	0	2	0	1	0	0	12
7	Carter Gilmore		20:25	0-0	0-0	0-2	1	4	5	3	2	0	0	1	1	0	0	5
13	Xavier Amos		12:47	3-6	1-2	2-2	1	2	3	2	1	9	1	0	1	0	0	3
33	Jack Janicki		10:28	1-1	1-1	0-0	0	0	0	1	0	3	0	0	1	0	0	4
Team							1	3	4			0		0				
Totals				26-53	8-20	27-32	9	23	32	16	24	87	10	9	5	1	1	3

Technical Fouls: NONE

Shooting By Period		
1st FG%	15-27	55.6%
3PT%	4-9	44.4%
FT%	14-16	87.5%
2nd FG%	11-26	42.3%
3PT%	4-11	36.4%
FT%	13-16	81.3%
GM FG%	26-53	49.1%
3PT%	8-20	40.0%
FT%	27-32	84.4%

Dead Ball Rebounds: 3, 0

	UTRGV	UW
Biggest lead	7 (1st 3:43)	5 (2nd 3:34)
Best Scoring Run	7 (1st 17:54)	7 (2nd 12:35)
Lead Changes	12	
Times Tied	7	
Time with Lead	30:12	07:02

Points from	UTRGV	UW
Turnovers	6	15
Paint	24	28
Second Chance	14	16
Fast Breaks	6	14
Bench	31	12

Period by Period Scoring			
	1st	2nd	TOT
UTRGV	52	32	84
UW	48	39	87

GAME 6: #19 WISCONSIN 86, UCF 70

Nov. 22, 2024 • West Sulphur Springs, W. Va. • The Greenbrier

Official Basketball Box Score - Final
UCF at Wisconsin
11/22/24 Colonial Hall at The Greenbrier, White Sulphur Springs
2024-25 Men's Basketball

Game Time: 5:00 PM
Game Duration: 2:05
Attendance: 1,112

Officials: Terry Oglesby, Earl Watson, Mike Littlewood

UCF - 70 Record: 4-1

NO.	Name		Min	FG M-A	3P M-A	FT M-A	Rebounds OR	DR	TOT	Fouls PF	FD	TP	AS	TO	ST	Blocks BS	BA	+/-
52	Moustapha Thiam	C	18:36	2-4	1-2	2-2	2	1	3	2	3	7	0	2	1	0	0	-14
0	Jordan Ivy-Curry	G	25:18	3-14	1-3	6-8	0	4	4	1	3	13	1	0	0	0	1	-20
3	Darius Johnson	G	27:28	2-9	0-3	3-4	1	3	4	2	3	7	1	0	1	0	0	-19
4	Keyshawn Hall	G	28:53	4-11	0-2	3-5	1	4	5	3	3	11	1	2	0	0	1	-18
6	Dallan "Deebo" Coleman	G	16:10	0-4	0-3	2-2	1	4	5	1	2	2	0	1	0	0	0	-15
35	Rokas Jocius		15:32	3-3	0-0	0-0	1	2	3	1	0	6	0	1	0	1	0	2
2	JJ Taylor		20:10	1-6	0-2	1-2	3	6	9	2	1	3	3	1	1	0	1	-7
5	Benny Williams		16:59	2-5	0-1	2-5	2	0	2	3	5	6	0	1	0	2	0	-2
22	Nils Machowski		14:42	1-2	0-1	2-3	0	1	1	1	2	4	0	1	0	0	0	4
7	Dior Johnson		12:32	3-4	0-0	5-6	0	1	1	0	3	11	4	1	2	0	0	3
15	Tyler Hendricks		03:40	0-0	0-0	0-0	0	1	1	1	0	0	0	0	0	0	0	6
Team							2	1	3			0		0				
Totals				21-62	2-17	26-37	13	28	41	17	25	70	10	10	5	3	3	-16

Technical Fouls: Johnson 2nd 14:44

Shooting By Period		
1st FG%	10-34	29.4%
3PT%	0-9	0.0%
FT%	11-15	73.3%
2nd FG%	11-28	39.3%
3PT%	2-8	25.0%
FT%	15-22	68.2%
GM FG%	21-62	33.9%
3PT%	2-17	11.8%
FT%	26-37	70.3%

Dead Ball Rebounds: 7, 0

Wisconsin - 86 Record: 6-0

NO.	Name		Min	FG M-A	3P M-A	FT M-A	Rebounds OR	DR	TOT	Fouls PF	FD	TP	AS	TO	ST	Blocks BS	BA	+/-
22	Steven Crowl	F	14:24	3-6	0-2	0-0	1	3	4	5	1	6	3	2	0	0	0	15
31	Nolan Winter	F	28:21	5-8	1-2	2-3	5	5	10	0	5	13	1	2	0	0	0	8
9	John Tonje	G	30:06	6-14	0-3	3-4	1	5	6	2	2	15	4	2	0	0	2	15
11	Max Klesmit	G	27:25	3-9	2-7	0-0	0	3	3	0	1	8	3	2	3	0	0	18
25	John Blackwell	G	25:46	6-10	2-4	3-5	0	5	5	3	4	17	3	2	0	0	0	12
4	Kamari McGee		18:59	5-6	3-4	1-1	0	4	4	4	1	14	3	1	1	0	0	11
7	Carter Gilmore		19:56	0-2	0-2	2-2	0	0	0	3	1	2	2	0	0	2	0	12
33	Jack Janicki		14:34	1-3	1-2	0-0	1	0	1	3	0	3	1	0	1	1	0	-2
13	Xavier Amos		14:16	2-7	0-4	1-1	0	5	5	3	1	5	1	2	0	0	1	2
35	Markus Ilver		02:33	0-0	0-0	0-0	0	0	0	1	0	0	0	0	0	0	0	-3
2	Jack Robison		01:20	1-1	1-1	0-0	0	0	0	1	0	3	0	0	0	0	0	-2
5	Daniel Freitag		01:20	0-0	0-0	0-0	0	0	0	1	0	0	0	0	0	0	0	-2
15	Isaac Gard		00:30	0-0	0-0	0-0	0	0	0	0	0	0	0	0	0	0	0	-2
21	Chris Hodges		00:30	0-0	0-0	0-0	0	0	0	0	0	0	0	0	0	0	0	-2
Team							0	1	1			0		0				
Totals				32-66	10-31	12-16	8	31	39	26	16	86	21	13	5	3	3	16

Technical Fouls: Crowl 1st 2:37

Shooting By Period		
1st FG%	18-36	50.0%
3PT%	5-16	31.3%
FT%	5-7	71.4%
2nd FG%	14-30	46.7%
3PT%	5-15	33.3%
FT%	7-9	77.8%
GM FG%	32-66	48.5%
3PT%	10-31	32.3%
FT%	12-16	75.0%

Dead Ball Rebounds: 2, 1

	UCF	UW
Biggest lead	0 (1st 20:00)	23 (2nd 8:57)
Best Scoring Run	7 (2nd 2:16)	7 (2nd 17:22)
Lead Changes	0	
Times Tied	0	
Time with Lead	00:00	39:04

Points from	UCF	UW
Turnovers	12	12
Paint	32	38
Second Chance	13	7
Fast Breaks	12	10
Bench	30	27

Period by Period Scoring			
	1st	2nd	TOT
UCF	31	39	70
UW	46	40	86

GAME 7: #19 WISCONSIN 81, PITT 75

Nov. 24, 2024 • West Sulphur Springs, W. Va. • The Greenbrier

Official Basketball Box Score - Final
Wisconsin at Pittsburgh
11/24/24 Colonial Hall at The Greenbrier, White Sulphur Springs
2024-25 Men's Basketball

Game Time: 6:33 PM
Game Duration: 1:58
Attendance: 1,112

Officials: Earl Walton, Vladamir Voyard-Tadet, Tim Comer

Wisconsin - 81 Record: 7-0

NO.	Name		Min	FG M-A	3P M-A	FT M-A	Rebounds OR	DR	TOT	Fouls PF	FD	TP	AS	TO	ST	Blocks BS	BA	+/-
22	Steven Crowl	F	27:57	3-9	0-0	0-2	3	6	9	1	3	6	3	0	0	0	0	-1
31	Nolan Winter	F	20:00	5-7	1-3	0-0	0	3	3	2	0	11	0	0	0	0	0	2
9	John Tonje	G	37:51	11-19	1-5	10-10	3	4	7	3	5	33	1	2	0	0	0	9
11	Max Klesmit	G	33:48	1-7	1-5	4-6	0	2	2	3	4	7	5	0	0	0	0	6
25	John Blackwell	G	37:02	5-11	0-2	4-4	0	3	3	3	5	14	0	3	2	0	0	5
4	Kamari McGee		28:26	4-5	2-3	0-0	1	2	3	4	2	10	2	0	0	0	0	13
7	Carter Gilmore		01:43	0-1	0-1	0-0	0	0	0	0	0	0	0	0	0	0	0	-2
13	Xavier Amos		05:28	0-0	0-0	0-0	0	1	1	0	0	0	0	0	0	0	0	-6
33	Jack Janicki		07:45	0-1	0-1	0-0	0	1	1	0	0	0	1	1	1	0	0	4
Team							2	2	4			0		0				
Totals				29-60	5-20	18-22	9	24	33	16	19	81	12	6	3	0	0	6

Technical Fouls: NONE

Shooting By Period		
1st FG%	11-30	36.7%
3PT%	0-10	0.0%
FT%	5-8	62.5%
2nd FG%	18-30	60.0%
3PT%	5-10	50.0%
FT%	13-14	92.9%
GM FG%	29-60	48.3%
3PT%	5-20	25.0%
FT%	18-22	81.8%

Dead Ball Rebounds: 2, 2

Pittsburgh - 75 Record: 6-1

NO.	Name		Min	FG M-A	3P M-A	FT M-A	Rebounds OR	DR	TOT	Fouls PF	FD	TP	AS	TO	ST	Blocks BS	BA	+/-
2	Cameron Corhen	F	32:22	7-8	0-0	2-2	0	2	2	3	4	16	1	2	0	0	0	-4
25	Guillermo Diaz Graham	F	25:19	3-8	1-6	1-1	1	6	7	3	3	8	1	1	0	0	0	5
1	Damian Dunn	G	02:12	0-1	0-0	0-0	0	0	0	0	0	0	0	0	0	0	0	-2
5	Ishmael Leggett	G	38:05	6-15	0-4	5-6	1	7	8	4	3	17	3	0	0	0	0	-2
15	Jaland Lowe	G	38:29	6-17	1-7	2-4	2	3	5	3	5	15	5	4	0	0	0	-9
55	Zack Austin		29:16	3-5	2-4	0-0	0	1	1	3	0	8	0	0	1	0	0	-3
3	Brandin Cummings		12:35	1-1	0-0	0-0	0	3	3	0	1	2	0	0	0	0	0	-6
52	Amsal Delalić		16:21	4-4	1-1	0-0	1	0	1	3	0	9	1	1	0	0	0	-3
31	Jorge Diaz Graham		05:21	0-1	0-1	0-0	0	0	0	0	0	0	0	0	0	0	0	-6
Team							0	2	2			0		0				
Totals				30-60	5-23	10-13	5	24	29	19	16	75	11	8	1	0	0	-6

Technical Fouls: NONE

Shooting By Period		
1st FG%	15-32	46.9%
3PT%	3-10	30.0%
FT%	1-1	100%
2nd FG%	15-28	53.6%
3PT%	2-13	15.4%
FT%	9-12	75%
GM FG%	30-60	50.0%
3PT%	5-23	21.7%
FT%	10-13	76.9%

Dead Ball Rebounds: 2, 0

	WIS	Pitt
Biggest lead	7 (2nd 4:15)	14 (1st 7:29)
Best Scoring Run	8 (2nd 15:47)	9 (1st 15:48)
Lead Changes	8	
Times Tied	5	
Time with Lead	10:23	26:47

Points from	WIS	Pitt
Turnovers	10	11
Paint	46	44
Second Chance	11	4
Fast Breaks	11	6
Bench	10	19

Period by Period Scoring			
	1st	2nd	TOT
WIS	27	54	81
Pitt	34	41	75

GAME 8: #15 WISCONSIN 74, CHICAGO STATE 53

Nov. 30, 2024 • Madison, Wis. • Kohl Center

Official Basketball Box Score - Final
Chicago St. at Wisconsin
11/30/24 Kohl Center, Madison
2024-25 Men's Basketball

Game Time: 12:00 PM
Game Duration: 1:53
Attendance: 14,711

Officials: Kelly Pfeifer, Rob Kuenerman, John Floyd

Chicago St. - 53 Record: 0-9

NO.	Name		Min	FG M-A	3P M-A	FT M-A	Rebounds OR	DR	TOT	Fouls PF	FD	TP	AS	TO	ST	Blocks BS	BA	+/-
5	Cameron Jernigan	F	21:47	2-5	0-1	0-0	0	2	2	4	0	4	1	1	1	0	1	-16
11	Noble Crawford	F	15:36	3-7	2-3	0-0	1	3	4	3	0	8	1	1	1	0	1	-17
1	Troy McKoy, Jr.	G	18:48	2-6	1-5	1-1	0	2	2	4	2	6	1	1	0	0	0	-16
10	Matthew Robinson	G	28:19	2-9	0-5	2-2	0	3	3	1	1	6	0	1	1	1	0	-15
12	Gabe Spinelli	G	29:27	2-7	0-1	2-2	1	10	11	1	2	6	3	1	0	0	0	-26
20	CJ Delancy		16:08	0-4	0-1	0-0	2	1	3	1	0	0	0	2	0	1	0	-8
4	Saxby Sunderland		22:25	1-6	0-1	0-0	2	2	4	4	2	2	1	1	0	1	1	-7
13	Jalen Forrest		26:16	4-8	0-2	2-2	1	2	3	1	2	10	1	0	0	1	0	-2
0	Greg Spate		14:11	3-6	2-4	0-0	0	0	0	0	0	8	0	1	0	0	1	-1
3	Joe Spinelli		02:21	1-1	1-1	0-0	0	1	1	0	0	3	0	0	0	0	0	1
22	Dailliss Cox		02:21	0-0	0-0	0-0	0	0	0	1	0	0	0	1	0	0	0	1
25	Michael Brown		02:21	0-0	0-0	0-0	0	0	0	0	0	0	0	0	0	1	0	1
Team							0	0	0			0		1				
Totals				20-59	6-24	7-7	7	26	33	20	9	53	8	11	3	5	4	-21

Technical Fouls: McKoy, Jr. 2nd 11:30 Delancy 2nd 11:30

Shooting By Period		
1st FG%	9-31	29.0%
3PT%	1-12	8.3%
FT%	6-6	100%
2nd FG%	11-28	39.3%
3PT%	5-12	41.7%
FT%	1-1	100%
GM FG%	20-59	33.9%
3PT%	6-24	25.0%
FT%	7-7	100.0%

Dead Ball Rebounds: 1, 0

Wisconsin - 74 Record: 8-0

NO.	Name		Min	FG M-A	3P M-A	FT M-A	Rebounds OR	DR	TOT	Fouls PF	FD	TP	AS	TO	ST	Blocks BS	BA	+/-
22	Steven Crowl	F	27:48	4-7	0-0	1-2	3	4	7	0	4	9	5	1	0	3	0	17
31	Nolan Winter	F	20:25	4-4	1-1	3-3	0	6	6	0	4	12	1	0	0	0	0	20
9	John Tonje	G	29:23	5-12	3-6	9-10	0	5	5	0	6	22	3	1	1	0	2	17
11	Max Klesmit	G	26:06	2-9	1-7	0-0	0	2	2	2	0	5	5	2	0	0	0	20
25	John Blackwell	G	26:45	2-8	1-5	2-2	1	3	4	2	2	7	0	1	1	1	0	24
4	Kamari McGee		14:44	0-2	0-1	0-0	0	2	2	2	0	0	0	2	0	0	1	0
7	Carter Gilmore		11:32	1-2	0-1	0-0	0	1	1	0	0	2	1	0	0	0	0	6
33	Jack Janicki		18:11	1-3	1-3	0-0	1	4	5	2	0	3	1	1	0	0	0	2
13	Xavier Amos		12:33	3-8	2-4	0-0	1	0	1	0	0	8	0	0	0	0	0	-1
3	Camren Hunter		01:36	0-0	0-0	0-0	0	0	0	1	0	0	0	0	0	0	0	3
5	Daniel Freitag		04:48	0-1	0-0	0-0	1	0	1	1	0	0	1	0	1	0	1	-3
18	Riccardo Greppi		02:20	0-0	0-0	3-4	2	0	2	0	2	3	0	0	0	0	0	0
35	Markus Ilver		02:20	1-3	1-2	0-0	0	0	0	0	0	3	0	0	0	0	1	0
2	Jack Robison		00:30	0-0	0-0	0-0	0	0	0	0	0	0	0	0	0	0	0	0
15	Isaac Gard		00:30	0-0	0-0	0-0	0	1	1	0	0	0	0	0	0	0	0	0
21	Chris Hodges		00:30	0-0	0-0	0-0	0	0	0	0	0	0	0	0	0	0	0	0
Team							2	2	4			0		0				
Totals				23-59	10-30	18-21	11	30	41	10	18	74	17	8	3	4	5	21

Technical Fouls: McGee 2nd 11:30

Shooting By Period		
1st FG%	12-31	38.7%
3PT%	3-16	18.8%
FT%	5-6	83.3%
2nd FG%	11-28	39.3%
3PT%	7-14	50.0%
FT%	13-15	86.7%
GM FG%	23-59	39.0%
3PT%	10-30	33.3%
FT%	18-21	85.7%

Dead Ball Rebounds: 2, 1

	CHST	UW
Biggest lead	0 (1st 20:00)	24 (2nd 6:00)
Best Scoring Run	6 (2nd 1:33)	9 (2nd 11:21)
Lead Changes	0	
Times Tied	0	
Time with Lead	00:00	39:12

Points from	CHST	UW
Turnovers	6	19
Paint	18	26
Second Chance	2	12
Fast Breaks	11	5
Bench	23	19

Period by Period Scoring			
	1st	2nd	TOT
CHST	25	28	53
UW	32	42	74

GAME 9: MICHIGAN 67, #11 WISCONSIN 64

Dec. 3, 2024 • Madison, Wis. • Kohl Center

Official Basketball Box Score - Final
Michigan at Wisconsin
12/03/24 Kohl Center, Madison
2024-25 Men's Basketball

Game Time: 8:00 PM
Game Duration: 2:03
Attendance: 14,582

Officials: Brian Dorsey, Michael Reed, Verne Harris

Michigan - 67 Record: 7-1 (1-0)

NO.	Name		Min	FG M-A	3P M-A	FT M-A	Rebounds OR	DR	TOT	Fouls PF	FD	TP	AS	TO	ST	Blocks BS	BA	+/-
1	Danny Wolf	F	31:05	7-11	2-4	4-4	1	6	7	3	3	20	5	1	3	5	0	21
50	Vladislav Goldin	C	32:46	9-16	0-1	6-9	1	4	5	0	7	24	1	2	1	3	0	15
3	Tre Donaldson	G	31:15	0-7	0-3	0-0	3	4	7	1	0	0	3	2	0	0	0	-4
4	Nimari Burnett	G	33:23	2-7	2-6	2-2	2	5	7	1	3	8	1	1	1	2	1	8
11	Roddy Gayle Jr.	G	32:21	3-6	1-2	2-4	0	6	6	2	3	9	5	4	1	1	0	7
15	Rubin Jones		15:35	0-2	0-2	1-2	0	2	2	5	1	1	1	0	1	0	0	3
24	Sam Walters		06:36	0-3	0-3	0-0	1	0	1	0	0	0	0	0	0	0	0	-17
42	Will Tschetter		08:17	2-4	1-3	0-0	1	1	2	3	1	5	0	0	0	0	0	-14
2	L.J. Cason		08:39	0-3	0-1	0-0	1	1	2	2	0	0	0	2	0	0	1	-4
8	Phat Phat Brooks		00:03	0-0	0-0	0-0	0	0	0	0	0	0	0	0	0	0	0	0
Team							3	1	4			0		0				
Totals				23-59	6-25	15-21	13	30	43	17	18	67	16	12	7	11	2	3

Technical Fouls: NONE

Shooting By Period		
1st FG%	7-33	21.2%
3PT%	2-16	12.5%
FT%	10-12	83.3%
2nd FG%	16-26	61.5%
3PT%	4-9	44.4%
FT%	5-9	55.6%
GM FG%	23-59	39.0%
3PT%	6-25	24.0%
FT%	15-21	71.4%

Dead Ball Rebounds: 3, 0

Wisconsin - 64 Record: 8-1 (0-1)

NO.	Name		Min	FG M-A	3P M-A	FT M-A	Rebounds OR	DR	TOT	Fouls PF	FD	TP	AS	TO	ST	Blocks BS	BA	+/-
22	Steven Crowl	F	21:43	1-5	0-2	0-0	1	3	4	5	1	2	0	0	0	1	0	-4
31	Nolan Winter	F	29:01	4-10	0-3	0-1	2	3	5	3	1	8	2	1	2	0	3	-13
9	John Tonje	G	30:27	5-12	3-5	5-6	0	3	3	3	4	18	0	3	2	0	2	-12
11	Max Klesmit	G	35:47	3-14	1-9	1-2	1	2	3	2	3	8	2	1	1	0	0	-12
25	John Blackwell	G	36:18	6-12	0-1	4-5	4	5	9	2	5	16	2	5	1	0	3	-1
4	Kamari McGee		25:27	2-5	1-2	3-3	1	3	4	0	2	8	1	0	1	1	1	10
7	Carter Gilmore		10:30	1-3	1-3	0-0	1	3	4	3	0	3	0	0	0	0	0	5
33	Jack Janicki		04:38	0-1	0-1	0-0	0	0	0	0	0	0	1	0	0	0	0	3
13	Xavier Amos		06:09	0-2	0-1	1-2	1	1	2	0	1	1	0	0	0	0	2	9
Team							5	3	8			0		0				
Totals				22-64	6-27	14-19	16	26	42	18	17	64	8	10	7	2	11	-3

Technical Fouls: NONE

Shooting By Period		
1st FG%	10-31	32.3%
3PT%	3-11	27.3%
FT%	9-13	69.2%
2nd FG%	12-33	36.4%
3PT%	3-16	18.8%
FT%	5-6	83.3%
GM FG%	22-64	34.4%
3PT%	6-27	22.2%
FT%	14-19	73.7%

Dead Ball Rebounds: 1, 0

	UM	UW
Biggest lead	3 (2nd 14:26)	9 (1st 11:52)
Best Scoring Run	7 (1st 9:20)	11 (1st 2:40)
Lead Changes	13	
Times Tied	8	
Time with Lead	10:02	26:25

Points from	UM	UW
Turnovers	13	11
Paint	34	28
Second Chance	12	12
Fast Breaks	19	4
Bench	6	12

Period by Period Scoring	1st	2nd	TOT
UM	26	41	67
UW	32	32	64

GAME 10: #5 MARQUETTE 88, #11 WISCONSIN 74

Dec. 7, 2024 • Milwaukee, Wis. • Fiserv Forum

Official Basketball Box Score - Final
Wisconsin at Marquette
12/07/24 Fiserv Forum, Milwaukee,, WI
2024-25 Men's Basketball

Game Time: 12:30 PM
Game Duration: 2:06
Attendance: 18,107

Officials: James Breeding, Matt Potter, Tony Chiazz

Wisconsin - 74 Record: 8-2

NO.	Name		Min	FG M-A	3P M-A	FT M-A	Rebounds OR	DR	TOT	Fouls PF	FD	TP	AS	TO	ST	Blocks BS	BA	+/-
22	Steven Crowl	F	28:13	1-4	0-1	0-0	4	7	11	1	0	2	3	2	0	0	0	-11
31	Nolan Winter	F	20:44	3-4	0-1	1-1	1	1	2	1	1	7	2	0	0	1	0	-10
9	John Tonje	G	29:06	3-11	1-5	7-8	1	4	5	3	5	14	1	5	0	0	2	-1
11	Max Klesmit	G	33:37	6-12	6-11	4-4	1	0	1	2	2	22	2	0	0	0	0	-14
25	John Blackwell	G	34:57	7-11	1-4	2-3	1	2	3	3	5	17	3	4	0	0	0	-11
4	Kamari McGee		19:24	2-3	1-1	2-2	0	0	0	5	2	7	0	0	2	0	0	-7
13	Xavier Amos		06:01	0-0	0-0	0-0	0	1	1	1	2	0	0	1	0	0	0	-11
7	Carter Gilmore		19:51	2-5	1-1	0-0	3	3	6	1	0	5	5	2	1	0	1	5
33	Jack Janicki		08:01	0-2	0-2	0-0	0	1	1	1	0	0	0	0	0	0	0	-10
3	Camren Hunter		00:06	0-0	0-0	0-0	0	0	0	0	0	0	0	0	0	0	0	0
Team							0	1	1			0		2				
Totals				24-52	10-26	16-18	11	20	31	18	17	74	16	16	3	1	3	-14

Technical Fouls: NONE

Shooting By Period		
1st FG%	11-25	44.0%
3PT%	6-16	37.5%
FT%	11-12	91.7%
2nd FG%	13-27	48.1%
3PT%	4-10	40.0%
FT%	5-6	83.3%
GM FG%	24-52	46.2%
3PT%	10-26	38.5%
FT%	16-18	88.9%

Dead Ball Rebounds: 0, 1

Marquette - 88 Record: 9-1

NO.	Name		Min	FG M-A	3P M-A	FT M-A	Rebounds OR	DR	TOT	Fouls PF	FD	TP	AS	TO	ST	Blocks BS	BA	+/-
12	Ben Gold	F	27:45	3-5	3-5	0-0	1	4	5	2	1	9	4	0	0	1	0	22
23	David Joplin	F	31:35	6-13	1-6	0-0	0	2	2	2	3	13	1	1	2	0	0	8
1	Kam Jones	G	32:09	12-21	3-7	5-6	1	1	2	2	5	32	6	0	4	0	0	17
2	Chase Ross	G	35:28	2-5	0-2	8-9	4	4	8	4	4	12	3	4	2	1	0	13
4	Stevie Mitchell	G	28:34	5-8	1-3	1-2	4	2	6	3	2	12	0	0	1	0	0	7
10	Damarius Owens		12:06	0-1	0-0	4-4	0	4	4	1	2	4	0	0	0	1	1	-8
13	Royce Parham		10:51	0-3	0-2	0-0	0	0	0	2	0	0	1	0	0	0	0	-7
5	Tre Norman		11:43	2-2	0-0	0-0	0	1	1	1	1	4	0	0	0	0	0	13
35	Caedin Hamilton		09:49	1-4	0-1	0-0	0	0	0	0	0	2	2	0	0	0	0	5
Team							1	1	2			0		0				
Totals				31-62	8-26	18-21	11	19	30	17	18	88	17	5	9	3	1	14

Technical Fouls: NONE

Shooting By Period		
1st FG%	11-25	44.0%
3PT%	3-11	27.3%
FT%	12-13	92.3%
2nd FG%	20-37	54.1%
3PT%	5-15	33.3%
FT%	6-8	75%
GM FG%	31-62	50.0%
3PT%	8-26	30.8%
FT%	18-21	85.7%

Dead Ball Rebounds: 2, 0

	WIS	MAR
Biggest lead	5 (1st 13:25)	15 (2nd 8:49)
Best Scoring Run	6(1st 13:25)	9(2nd 8:49)
Lead Changes	19	
Times Tied	10	
Time with Lead	11:49	24:10

Points from	WIS	MAR
Turnovers	7	18
Paint	28	44
Second Chance	16	19
Fast Breaks	4	6
Bench	12	10

Period by Period Scoring	1st	2nd	TOT
WIS	39	35	74
MAR	37	51	88

Game Notes: Attendance is new Marquette Fiserv Forum record ♦

GAME 11: ILLINOIS 86, #20 WISCONSIN 80

Dec. 10, 2024 • Champaign, Ill. • State Farm Center

Official Basketball Box Score - Final
Wisconsin at Illinois
12/10/24 State Farm Center, Champaign, Ill.
2024-25 Men's Basketball

Game Time: 8:00 PM
Game Duration: 2:05
Attendance: 15,544

Officials: Jeffrey Anderson, Brian Dorsey, Rob Riley Sr.

Wisconsin - 80 Record: 8-3 (0-2)

NO.	Name		Min	FG M-A	3P M-A	FT M-A	Rebounds OR	DR	TOT	Fouls PF	FD	TP	AS	TO	ST	Blocks BS	BA	+/-
22	Steven Crowl	F	18:43	3-9	1-4	2-2	0	0	0	3	4	9	1	0	1	0	0	-12
31	Nolan Winter	F	28:44	5-11	2-7	3-3	3	4	7	0	4	15	1	1	2	0	0	-4
9	John Tonje	G	32:30	5-15	2-7	2-2	1	3	4	2	1	14	3	4	0	0	2	-12
11	Max Klesmit	G	28:34	4-10	2-5	3-6	0	1	1	3	5	13	4	3	1	0	0	-2
25	John Blackwell	G	22:16	4-6	0-1	2-4	2	3	5	5	2	10	0	2	0	0	0	7
7	Carter Gilmore		19:56	3-5	1-2	0-0	1	3	4	5	1	7	0	1	0	0	0	3
4	Kamari McGee		20:38	2-4	0-0	0-2	2	0	2	2	2	4	3	0	1	0	0	-10
13	Xavier Amos		11:22	1-2	1-2	2-2	0	2	2	0	2	5	0	0	0	1	0	-1
33	Jack Janicki		17:17	1-1	1-1	0-0	0	2	2	1	1	3	3	0	0	1	0	1
Team							2	0	2			0		1				
Totals				28-63	10-29	14-21	11	18	29	21	22	80	15	12	5	2	2	-6

Technical Fouls: NONE

Shooting By Period		
1st FG%	14-28	50.0%
3PT%	5-14	35.7%
FT%	2-2	100%
2nd FG%	14-35	40.0%
3PT%	5-15	33.3%
FT%	12-19	63.2%
GM FG%	28-63	44.4%
3PT%	10-29	34.5%
FT%	14-21	66.7%

Dead Ball Rebounds: 5, 2

Illinois - 86 Record: 7-2 (1-1)

NO.	Name		Min	FG M-A	3P M-A	FT M-A	Rebounds OR	DR	TOT	Fouls PF	FD	TP	AS	TO	ST	Blocks BS	BA	+/-
3	Ben Humrichous	F	26:04	1-5	1-5	1-2	0	1	1	4	1	4	1	0	0	0	0	2
13	Tomislav Ivisic	C	30:09	4-12	1-5	0-0	3	8	11	4	2	9	0	0	0	1	0	2
4	Kylan Boswell	G	33:06	5-11	2-6	7-7	2	2	4	3	5	19	6	3	2	0	0	4
22	Tre White	G	28:52	6-8	2-3	9-10	4	4	8	3	6	23	1	4	0	1	0	5
32	Kasparas Jakucionis	G	37:02	8-15	4-8	4-4	2	4	6	2	3	24	5	4	1	0	1	7
2	Dra Gibbs-Lawhorn		12:19	1-4	0-2	0-0	0	1	1	1	1	2	0	0	0	0	0	-3
7	Will Riley		14:55	2-4	0-2	1-2	1	1	2	1	1	5	0	2	0	0	0	7
15	Jake Davis		04:46	0-2	0-2	0-0	1	0	1	2	0	0	1	0	0	0	0	1
21	Morez Johnson Jr.		12:47	0-3	0-0	0-0	2	2	4	2	2	0	1	0	0	0	1	5
Team							0	2	2			0		0				
Totals				27-64	10-33	22-25	15	25	40	22	21	86	15	13	3	2	2	6

Technical Fouls: NONE

Shooting By Period		
1st FG%	14-35	40.0%
3PT%	6-20	30.0%
FT%	5-5	100%
2nd FG%	13-29	44.8%
3PT%	4-13	30.8%
FT%	17-20	85%
GM FG%	27-64	42.2%
3PT%	10-33	30.3%
FT%	22-25	88.0%

Dead Ball Rebounds: 5, 1

	WIS	ILL
Biggest lead	5 (1st 10:17)	10 (2nd 12:51)
Best Scoring Run	7(1st 11:11)	9(1st 16:33)
Lead Changes	5	
Times Tied	5	
Time with Lead	09:06	29:11

Points from	WIS	ILL
Turnovers	10	14
Paint	34	32
Second Chance	12	16
Fast Breaks	2	4
Bench	19	7

Period by Period Scoring	1st	2nd	TOT
WIS	35	45	80
ILL	39	47	86

GAME 12: #20 WISCONSIN 83, BUTLER 74

Dec. 14, 2024 • Indianapolis • Gainbridge Fieldhouse

Official Basketball Box Score - Final
Wisconsin at Butler
12/14/24 Gainbridge Fieldhouse, Indianapolis
2024 Indy Classic powered by SportsTech HQ

Game Time: 2:30 PM
Game Duration: 2:06
Attendance: 15,045

Officials: Jeffrey Anderson, John Gaffney, Larry Scirotto

Wisconsin - 83 Record: 9-3

NO.	Name		Min	FG M-A	3P M-A	FT M-A	Rebounds OR	DR	TOT	Fouls PF	FD	TP	AS	TO	ST	Blocks BS	BA	+/-
22	Steven Crowl	F	17:12	7-10	2-3	2-2	0	6	6	2	1	18	1	0	0	0	1	16
31	Nolan Winter	F	28:47	8-15	1-4	3-4	3	5	8	2	3	20	1	0	0	1	0	-3
9	John Tonje	G	30:51	2-8	0-4	7-7	0	6	6	1	5	11	3	1	0	0	1	9
11	Max Klesmit	G	34:27	1-7	1-6	8-8	0	3	3	2	5	11	2	1	0	0	0	14
25	John Blackwell	G	29:31	4-9	0-3	2-2	1	0	1	4	2	10	5	0	0	0	1	5
7	Carter Gilmore		21:29	2-3	1-2	2-2	0	3	3	3	1	7	3	0	0	0	0	17
4	Kamari McGee		26:07	2-4	1-2	1-2	0	3	3	5	2	6	3	0	1	0	0	8
13	Xavier Amos		05:23	0-2	0-1	0-0	0	0	0	1	0	0	0	1	1	0	1	-9
33	Jack Janicki		06:13	0-0	0-0	0-0	0	1	1	2	1	0	1	0	0	0	0	-12
Team							1	0	1			0		0				
Totals				26-58	6-25	25-27	5	27	32	22	20	83	19	3	2	1	4	9

Technical Fouls: NONE

Shooting By Period		
1st FG%	14-31	45.2%
3PT%	4-14	28.6%
FT%	15-15	100%
2nd FG%	12-27	44.4%
3PT%	2-11	18.2%
FT%	10-12	83.3%
GM FG%	26-58	44.8%
3PT%	6-25	24.0%
FT%	25-27	92.6%

Dead Ball Rebounds: 2, 0

Butler - 74 Record: 7-4

NO.	Name		Min	FG M-A	3P M-A	FT M-A	Rebounds OR	DR	TOT	Fouls PF	FD	TP	AS	TO	ST	Blocks BS	BA	+/-
11	Jahmyl Telfort	F	30:43	3-10	1-5	1-2	3	4	7	3	3	8	2	2	0	0	1	-3
21	Pierre Brooks	F	32:44	7-13	2-7	7-8	0	4	4	1	4	23	2	2	0	0	0	-14
22	Patrick McCaffery	F	36:36	4-7	3-5	5-7	0	7	7	0	4	16	3	0	0	1	0	-5
23	Andre Screen	C	20:46	2-5	0-0	2-5	0	4	4	1	4	6	0	0	0	3	0	-7
13	Finley Bizjack	G	21:24	2-3	1-1	2-2	0	2	2	3	2	7	2	0	0	0	0	-7
33	Boden Kapke		10:01	0-3	0-2	0-0	0	0	0	3	0	0	0	0	0	0	0	-4
12	Kolby King		23:48	3-6	1-2	3-6	1	5	6	4	3	10	2	2	1	0	0	-3
14	Landon Moore		21:22	1-3	0-2	2-2	0	0	0	4	2	4	1	0	0	0	0	1
1	Evan Haywood		02:36	0-1	0-1	0-0	0	0	0	1	0	0	0	0	0	0	0	-3
Team							1	1	2			0		0				
Totals				22-51	8-25	22-32	5	27	32	20	22	74	12	6	1	4	1	-9

Technical Fouls: NONE

Shooting By Period		
1st FG%	11-26	42.3%
3PT%	3-13	23.1%
FT%	8-10	80%
2nd FG%	11-25	44.0%
3PT%	5-12	41.7%
FT%	14-22	63.6%
GM FG%	22-51	43.1%
3PT%	8-25	32.0%
FT%	22-32	68.8%

Dead Ball Rebounds: 7, 0

	WIS	BUT
Biggest lead	14 (1st 0:01)	0 (1st 20:00)
Best Scoring Run	10(1st 0:01)	6(1st 13:02)
Lead Changes	0	
Times Tied	1	
Time with Lead	39:26	00:00

Points from	WIS	BUT
Turnovers	10	5
Paint	40	24
Second Chance	11	10
Fast Breaks	5	12
Bench	13	14

Period by Period Scoring	1st	2nd	TOT
WIS	47	36	83
BUT	33	41	74

GAME 13: WISCONSIN 76, DETROIT MERCY 53

Dec. 22, 2024 • Madison, Wis. • Kohl Center

Official Basketball Box Score - Final
Detroit Mercy at Wisconsin
12/22/24 Kohl Center, Madison
2024-25 Men's Basketball

Game Time: 1:00 PM
Game Duration: 1:50
Attendance: 14,098

Officials: D.J. Carstensen, Scott Brown, Brian McNutt

Detroit Mercy - 53 Record: 5-9

NO.	Name		Min	FG M-A	3P M-A	FT M-A	Rebounds OR	DR	TOT	Fouls PF	FD	TP	AS	TO	ST	Blocks BS	BA	+/-
2	Miles Mitchell	F	21:13	0-2	0-0	0-0	1	6	7	3	1	0	1	0	0	0	1	-23
4	Legend Geeter	F	21:22	1-6	0-2	0-0	0	1	1	2	1	2	1	1	1	0	0	-7
5	Orlando Lovejoy	G	31:21	9-20	0-0	2-2	1	3	4	1	4	20	3	0	1	0	0	-23
8	Grant Gondrezick II	G	32:37	8-18	3-4	1-1	0	3	3	1	2	20	0	4	0	0	2	-17
10	Nate Johnson	G	25:49	1-9	1-2	0-0	0	2	2	2	1	3	0	1	0	0	1	-20
14	Peter Fuchs, Jr.		11:22	2-5	0-0	2-3	0	0	0	1	2	6	0	1	1	0	0	-3
23	Stephen Okoro		17:53	0-0	0-0	0-0	1	2	3	4	1	0	0	0	0	0	0	-8
30	Ryan Kalambay		17:28	0-0	0-0	0-0	0	3	3	1	0	0	0	0	1	0	0	-4
33	TJ Nadeau		15:45	1-6	0-0	0-0	3	2	5	2	1	2	0	1	0	1	2	-10
7	Chase Kuiper		05:10	0-0	0-0	0-0	1	0	1	0	0	0	0	0	0	0	0	0
Team							3	2	5			0		0				
Totals				22-66	4-8	5-6	10	24	34	17	13	53	5	8	4	1	6	-23

Shooting By Period		
1st FG%	10-28	35.7%
3PT%	4-5	80.0%
FT%	2-2	100%
2nd FG%	12-38	31.6%
3PT%	0-3	0.0%
FT%	3-4	75%
GM FG%	22-66	33.3%
3PT%	4-8	50.0%
FT%	5-6	83.3%

Dead Ball Rebounds: 0, 0

Technical Fouls: NONE

Wisconsin - 76 Record: 10-3

NO.	Name		Min	FG M-A	3P M-A	FT M-A	Rebounds OR	DR	TOT	Fouls PF	FD	TP	AS	TO	ST	Blocks BS	BA	+/-
22	Steven Crowl	F	21:05	7-10	0-3	1-1	1	3	4	0	4	15	0	1	0	1	0	21
31	Nolan Winter	F	21:28	6-9	2-5	4-4	5	6	11	0	2	18	0	2	0	1	0	24
9	John Tonje	G	24:41	2-6	1-3	4-4	1	3	4	1	2	9	3	2	0	0	1	22
11	Max Klesmit	G	24:43	0-5	0-3	0-0	0	2	2	0	1	0	2	1	0	0	0	11
25	John Blackwell	G	25:32	4-9	1-5	3-3	3	3	6	2	4	12	5	0	2	0	0	24
4	Kamari McGee		14:11	1-5	0-2	1-1	0	5	5	2	1	3	1	0	2	0	0	15
7	Carter Gilmore		11:23	0-2	0-2	0-0	0	1	1	2	0	0	1	0	0	0	0	-1
33	Jack Janicki		13:19	2-4	1-3	0-0	0	3	3	0	0	5	0	1	0	3	0	10
13	Xavier Amos		13:05	2-3	0-1	0-0	0	1	1	0	0	4	0	0	0	0	0	22
35	Markus Ilver		09:47	2-4	2-4	2-2	0	1	1	1	1	8	0	1	0	0	0	-6
3	Camren Hunter		08:28	0-4	0-1	0-0	2	2	4	0	0	0	0	0	0	0	0	-6
18	Riccardo Greppi		05:10	0-0	0-0	1-2	0	2	2	0	1	1	1	1	0	1	0	-9
5	Daniel Freitag		03:19	0-3	0-3	0-0	0	1	1	4	0	0	0	0	0	0	0	-5
2	Jack Robison		01:41	0-0	0-0	0-0	1	0	1	0	0	0	0	0	0	0	0	-4
21	Chris Hodges		01:23	0-0	0-0	1-2	0	0	0	1	1	1	0	0	0	0	0	-3
14	Aidan Konop		00:45	0-0	0-0	0-0	0	0	0	0	0	0	0	0	0	0	0	0
Team							3	1	4			0		1				
Totals				26-64	7-35	17-19	16	34	50	13	17	76	13	10	4	6	1	23

Shooting By Period		
1st FG%	14-30	46.7%
3PT%	4-17	23.5%
FT%	7-7	100%
2nd FG%	12-34	35.3%
3PT%	3-18	16.7%
FT%	10-12	83.3%
GM FG%	26-64	40.6%
3PT%	7-35	20.0%
FT%	17-19	89.5%

Dead Ball Rebounds: 0, 1

Technical Fouls: NONE

	DM	UW
Biggest lead	3 (1 st 17:46)	32 (2 nd 7:57)
Best Scoring Run	9 (2 nd 0:45)	14 (1 st 5:21)
Lead Changes	3	
Times Tied	1	
Time with Lead	02:06	35:13

Points from	DM	UW
Turnovers	12	10
Paint	14	36
Second Chance	2	16
Fast Breaks	9	7
Bench	8	22

Period by Period Scoring	1st	2nd	TOT
DM	26	27	53
UW	39	37	76

GAME 14: WISCONSIN 116, IOWA 85

Jan. 3, 2025 • Madison, Wis. • Kohl Center

Official Basketball Box Score - Final
Iowa at Wisconsin
01/03/25 Kohl Center, Madison
2024-25 Men's Basketball

Game Time: 6:00 PM
Game Duration: 1:51
Attendance: 16,838

Officials: Jeffrey Anderson, Larry Scirotto, Doug Sirmons

Iowa - 85 Record: 10-4 (1-2)

NO.	Name		Min	FG M-A	3P M-A	FT M-A	Rebounds OR	DR	TOT	Fouls PF	FD	TP	AS	TO	ST	Blocks BS	BA	+/-
20	Payton Sandfort	F	23:51	1-9	0-5	0-0	1	4	5	3	1	2	2	1	0	0	0	-9
32	Owen Freeman	F	27:09	6-11	0-0	2-3	1	2	3	1	4	14	1	3	0	1	0	-21
2	Brock Harding	G	23:27	3-8	2-5	2-2	0	2	2	3	2	10	5	2	0	0	0	-10
3	Drew Thelwell	G	31:45	9-14	3-5	4-4	0	1	1	1	4	25	3	1	4	0	0	-24
4	Josh Dix	G	32:26	7-10	2-3	0-0	2	0	2	0	0	16	1	0	2	0	0	-14
13	Ladji Dembele		09:14	1-2	0-1	0-0	1	1	2	2	0	2	0	0	0	0	0	-4
24	Pryce Sandfort		18:57	3-6	1-3	3-4	1	1	2	0	2	10	0	1	1	0	0	-25
7	Seydou Traore		13:21	1-4	1-2	1-4	0	2	2	2	2	4	1	1	0	0	0	-16
8	Cooper Koch		10:26	1-1	0-0	0-1	0	0	0	1	1	2	0	0	0	0	0	-17
14	Carter Kingsbury		02:12	0-0	0-0	0-0	0	0	0	0	0	0	0	0	0	0	0	-5
0	Even Brauns		03:36	0-1	0-0	0-0	0	1	1	0	0	0	0	0	0	0	0	-5
34	Chris Tadjo		03:36	0-0	0-0	0-0	0	0	0	0	0	0	0	0	0	0	0	-5
Team							1	0	1			0		0				
Totals				32-66	9-24	12-18	7	14	21	13	16	85	13	9	7	1	0	-31

Shooting By Period		
1st FG%	19-32	59.4%
3PT%	5-12	41.7%
FT%	0-3	0%
2nd FG%	13-34	38.2%
3PT%	4-12	33.3%
FT%	12-15	80%
GM FG%	32-66	48.5%
3PT%	9-24	37.5%
FT%	12-18	66.7%

Dead Ball Rebounds: 4, 1

Technical Fouls: NONE

Wisconsin - 116 Record: 11-3 (1-2)

NO.	Name		Min	FG M-A	3P M-A	FT M-A	Rebounds OR	DR	TOT	Fouls PF	FD	TP	AS	TO	ST	Blocks BS	BA	+/-
22	Steven Crowl	F	20:17	4-4	0-0	6-6	1	6	7	1	4	14	3	3	0	0	0	-2
31	Nolan Winter	F	24:57	8-11	1-2	1-2	2	6	8	2	1	18	0	1	0	0	0	29
9	John Tonje	G	23:05	3-6	2-3	4-5	2	1	3	0	3	12	2	1	3	0	1	19
11	Max Klesmit	G	22:40	3-5	2-4	0-0	0	1	1	3	0	8	6	1	0	0	0	10
25	John Blackwell	G	32:22	11-18	6-10	4-4	0	8	8	2	3	32	5	2	0	0	0	28
4	Kamari McGee		21:13	4-8	4-5	0-0	0	4	4	2	0	12	4	1	1	0	0	19
7	Carter Gilmore		22:41	2-3	2-2	0-0	1	1	2	3	1	6	1	1	0	0	0	20
33	Jack Janicki		11:38	0-1	0-1	0-0	0	0	0	1	1	0	2	0	0	0	0	6
13	Xavier Amos		08:30	2-2	2-2	0-0	0	1	1	0	0	6	1	1	0	0	0	9
3	Camren Hunter		02:12	1-1	1-1	0-0	0	0	0	1	0	3	0	0	0	0	0	4
35	Markus Ilver		04:51	1-2	1-1	0-0	1	0	1	1	0	3	0	1	0	0	0	9
21	Chris Hodges		02:11	0-0	0-0	0-0	0	0	0	0	0	0	0	0	0	0	0	3
2	Jack Robison		01:08	0-0	0-0	0-0	0	0	0	0	0	0	0	0	0	0	0	0
5	Daniel Freitag		01:08	1-1	0-0	0-0	0	0	0	0	0	2	1	0	0	0	0	0
15	Isaac Gard		01:08	0-0	0-0	0-0	0	0	0	0	0	0	1	0	0	0	0	1
Team							1	1	2			0		1				
Totals				40-62	21-31	15-17	8	29	37	16	13	116	26	13	4	0	1	31

Shooting By Period		
1st FG%	20-33	60.6%
3PT%	9-13	69.2%
FT%	5-5	100%
2nd FG%	20-29	69.0%
3PT%	12-18	66.7%
FT%	10-12	83.3%
GM FG%	40-62	64.5%
3PT%	21-31	67.7%
FT%	15-17	88.2%

Dead Ball Rebounds: 1, 0

Technical Fouls: NONE

	IOW	UW
Biggest lead	6 (1 st 8:44)	34 (2 nd 0:21)
Best Scoring Run	8 (2 nd 7:56)	14 (1 st 4:32)
Lead Changes	4	
Times Tied	5	
Time with Lead	08:42	28:49

Points from	IOW	UW
Turnovers	21	8
Paint	34	38
Second Chance	11	12
Fast Breaks	14	13
Bench	18	32

Period by Period Scoring	1st	2nd	TOT
IOW	43	42	85
UW	54	62	116

GAME 15: WISCONSIN 75, RUTGERS 63

Jan. 6, 2025 • Piscataway, N.J. • Jersey Mike's Arena

Official Basketball Box Score - Final
Wisconsin at Rutgers
01/06/25 Jersey Mike's Arena, Piscataway
2024-25 Men's Basketball

Game Time: 7:00 PM
Game Duration: 1:59
Attendance: 8,000

Officials: Keith Kimble, Tim Corner, Randy Richardson

Wisconsin - 75 Record: 12-3 (2-2)

NO.	Name		Min	FG M-A	3P M-A	FT M-A	Rebounds OR	DR	TOT	Fouls PF	FD	TP	AS	TO	ST	Blocks BS	BA	+/-
22	Steven Crowl	F	24:41	8-11	2-3	0-0	3	7	10	3	0	18	3	3	1	0	1	23
31	Nolan Winter	F	22:58	2-3	1-2	0-0	0	6	6	1	4	5	1	3	0	0	0	-6
9	John Tonje	G	32:23	6-12	1-4	2-2	1	8	9	2	3	15	2	1	1	2	2	7
11	Max Klesmit	G	24:20	1-5	1-5	0-0	1	3	4	0	2	3	3	1	1	0	0	13
25	John Blackwell	G	33:02	8-15	1-4	4-4	0	4	4	3	5	21	3	5	1	0	3	19
4	Kamari McGee		23:54	3-4	0-0	0-0	0	1	1	1	0	6	3	1	1	0	0	6
7	Carter Gilmore		22:43	1-3	1-2	0-0	1	1	2	3	1	3	0	2	0	2	0	6
33	Jack Janicki		06:21	0-1	0-1	0-0	0	0	0	2	0	0	0	0	0	0	0	-9
13	Xavier Amos		09:38	2-3	0-1	0-0	0	2	2	0	0	4	0	0	0	1	0	1
Team							0	2	2			0		0				
Totals				31-57	7-22	6-6	6	34	40	15	15	75	15	16	5	5	6	12

Shooting By Period		
1st FG%	19-33	57.6%
3PT%	5-13	38.5%
FT%	0-0	0%
2nd FG%	12-24	50.0%
3PT%	2-9	22.2%
FT%	6-6	100%
GM FG%	31-57	54.4%
3PT%	7-22	31.8%
FT%	6-6	100.0%

Dead Ball Rebounds: 0, 1

Technical Fouls: Gilmore 2nd 1:46

Rutgers - 63 Record: 8-7 (1-3)

NO.	Name		Min	FG M-A	3P M-A	FT M-A	Rebounds OR	DR	TOT	Fouls PF	FD	TP	AS	TO	ST	Blocks BS	BA	+/-
21	Emmanuel Ogbole	C	13:27	0-1	0-0	0-0	0	1	1	2	2	0	0	1	2	1	1	-12
1	Jamichael Davis	G	28:49	4-10	1-4	0-1	3	0	3	4	2	9	2	1	2	0	1	-2
2	Dylan Harper	G	15:12	0-2	0-1	0-0	0	4	4	0	0	0	1	0	0	1	0	-5
4	Ace Bailey	G	26:56	3-16	1-5	2-6	3	4	7	5	3	9	1	0	1	1	0	-11
25	Jeremiah Williams	G	21:54	2-7	0-1	0-0	0	5	5	2	0	4	0	1	1	1	1	-12
0	Jordan Derkack		17:23	3-5	1-2	1-2	0	1	1	2	3	8	2	4	0	0	1	-1
5	Tyson Acuff		29:53	6-15	3-8	2-2	1	1	2	0	1	17	2	1	0	0	1	-7
24	Lathan Sommerville		18:11	3-6	0-0	0-0	3	2	5	1	1	6	1	0	1	0	0	4
99	Zach Martini		07:50	0-1	0-1	0-0	0	0	0	0	1	0	0	0	0	0	0	-11
23	PJ Hayes		04:02	1-2	0-1	0-0	0	0	0	0	0	2	0	0	0	0	0	-7
9	Dylan Grant		16:23	3-8	1-3	1-2	3	0	3	0	1	8	1	0	1	2	0	4
Team							5	1	6			0		0				
Totals				25-73	7-26	6-13	18	19	37	16	14	63	10	8	8	6	5	-12

Shooting By Period		
1st FG%	13-33	39.4%
3PT%	4-14	28.6%
FT%	4-7	57.1%
2nd FG%	12-40	30.0%
3PT%	3-12	25.0%
FT%	2-6	33.3%
GM FG%	25-73	34.2%
3PT%	7-26	26.9%
FT%	6-13	46.2%

Dead Ball Rebounds: 2, 1

Technical Fouls: Bailey 2nd 1:46

	WIS	RUT
Biggest lead	16 (1st 5:26)	0 (1st 20:00)
Best Scoring Run	10(1st 8:36)	5(1st 3:33)
Lead Changes	0	
Times Tied	0	
Time with Lead	38:51	00:00

Points from	WIS	RUT
Turnovers	6	15
Paint	38	28
Second Chance	8	6
Fast Breaks	10	12
Bench	13	41

Period by Period Scoring	1st	2nd	TOT
WIS	43	32	75
RUT	34	29	63

GAME 16: WISCONSIN 80, MINNESOTA 59

Jan. 10, 2025 • Madison, Wis. • Kohl Center

Official Basketball Box Score - Final
Minnesota at Wisconsin
01/10/25 Kohl Center, Madison
2024-25 Men's Basketball

Game Time: 6:00 PM
Game Duration: 1:57
Attendance: 14,239

Officials: Jason Phillips, Verne Harris, Amy Bonner

Minnesota - 59 Record: 8-8 (0-5)

NO.	Name		Min	FG M-A	3P M-A	FT M-A	Rebounds OR	DR	TOT	Fouls PF	FD	TP	AS	TO	ST	Blocks BS	BA	+/-
3	Dawson Garcia	F	37:01	8-17	1-3	5-8	1	9	10	1	8	22	0	1	0	0	1	-22
23	Parker Fox	F	21:19	0-0	0-0	0-0	1	1	2	4	0	0	0	1	3	0	0	5
2	Mike Mitchell Jr.	G	30:05	2-7	1-4	0-0	0	1	1	1	0	5	0	0	1	0	0	-21
11	Femi Odukale	G	28:21	3-8	2-3	0-1	3	4	7	3	3	8	4	4	0	1	0	-17
25	Lu'cye Patterson	G	32:12	2-9	1-4	1-2	1	3	4	1	1	6	3	3	0	0	0	-22
1	Isaac Asuma		14:20	0-2	0-0	0-0	1	2	3	4	0	0	2	3	0	0	0	-8
5	Trey Edmonds		07:11	0-2	0-0	0-0	0	1	1	1	0	0	0	1	1	1	0	-13
24	Brennan Rigsby		11:32	2-3	1-2	2-2	0	1	1	1	1	7	0	1	0	0	0	-4
4	Kadyn Betts		02:59	0-1	0-1	0-0	0	0	0	0	0	0	0	1	0	0	1	1
00	Frank Mitchell		11:30	3-5	0-0	0-0	3	0	3	3	0	6	0	0	0	1	0	-13
6	Caleb Williams		03:30	2-3	1-2	0-0	0	0	0	0	0	5	0	0	0	0	0	9
Team							3	1	4			0		0				
Totals				22-57	7-19	8-13	13	23	36	19	13	59	9	15	5	3	2	-21

Shooting By Period		
1st FG%	12-33	36.4%
3PT%	4-11	36.4%
FT%	1-2	50%
2nd FG%	10-24	41.7%
3PT%	3-8	37.5%
FT%	7-11	63.6%
GM FG%	22-57	38.6%
3PT%	7-19	36.8%
FT%	8-13	61.5%

Dead Ball Rebounds: 1, 0

Technical Fouls::NONE

Wisconsin - 80 Record: 13-3 (3-2)

NO.	Name		Min	FG M-A	3P M-A	FT M-A	Rebounds OR	DR	TOT	Fouls PF	FD	TP	AS	TO	ST	Blocks BS	BA	+/-
22	Steven Crowl	F	26:10	6-7	2-2	4-4	1	4	5	0	4	18	3	2	0	1	0	35
31	Nolan Winter	F	20:54	2-4	1-2	3-4	4	2	6	3	3	8	1	1	0	0	0	-7
4	Kamari McGee	G	33:24	5-10	3-4	2-2	1	4	5	1	1	15	2	1	3	0	0	18
9	John Tonje	G	24:34	4-10	1-6	7-8	0	6	6	1	6	16	3	1	0	0	0	9
25	John Blackwell	G	29:53	3-10	1-5	2-2	1	3	4	1	3	9	2	1	2	0	0	18
7	Carter Gilmore		07:22	0-1	0-1	0-0	0	0	0	2	0	0	1	0	0	0	0	-5
13	Xavier Amos		22:20	1-6	1-4	1-2	1	2	3	2	1	4	1	1	2	1	1	25
33	Jack Janicki		15:44	2-4	0-0	0-0	1	1	2	2	0	4	1	0	2	0	1	22
35	Markus Ilver		10:24	2-3	2-3	0-0	0	2	2	1	0	6	0	0	0	0	0	5
5	Daniel Freitag		04:24	0-2	0-1	0-2	0	1	1	0	1	0	0	0	0	0	1	-6
2	Jack Robison		01:37	0-0	0-0	0-0	0	0	0	0	0	0	0	0	0	0	0	-3
15	Isaac Gard		01:37	0-0	0-0	0-0	0	0	0	0	0	0	0	0	0	0	0	-3
21	Chris Hodges		01:37	0-0	0-0	0-0	0	0	0	0	0	0	0	0	0	0	0	-3
Team							2	1	3			0		1				
Totals				25-57	11-28	19-24	11	26	37	13	19	80	14	8	9	2	3	21

Shooting By Period		
1st FG%	10-31	32.3%
3PT%	3-13	23.1%
FT%	7-7	100%
2nd FG%	15-26	57.7%
3PT%	8-15	53.3%
FT%	12-17	70.6%
GM FG%	25-57	43.9%
3PT%	11-28	39.3%
FT%	19-24	79.2%

Dead Ball Rebounds: 3, 0

Technical Fouls::NONE

	MN	UW
Biggest lead	10 (1st 14:35)	30 (2nd 3:50)
Best Scoring Run	8(1st 17:02)	10(1st 9:46)
Lead Changes	5	
Times Tied	6	
Time with Lead	11:50	24:48

Points from	MN	UW
Turnovers	13	19
Paint	24	22
Second Chance	10	18
Fast Breaks	6	6
Bench	18	14

Period by Period Scoring	1st	2nd	TOT
MN	29	30	59
UW	30	50	80

GAME 17: #24 WISCONSIN 70, OHIO STATE 68

Jan. 14, 2025 • Madison, Wis. • Kohl Center

Official Basketball Box Score - Final
Ohio St. at Wisconsin
01/14/25 Kohl Center, Madison
2024-25 Men's Basketball

Game Time: 8:00 PM
Game Duration: 2:09
Attendance: 14,527

Officials: Keith Kimble, Earl Walton, Kelly Pfeifer

Ohio St. - 68 Record: 10-7 (2-4)

NO.	Name		Min	FG M-A	3P M-A	FT M-A	Rebounds OR	DR	TOT	Fouls PF	FD	TP	AS	TO	ST	Blocks BS	BA	+/-
8	Micah Parrish	F	31:21	3-13	1-5	0-0	0	6	6	5	0	7	1	0	2	0	1	-5
13	Sean Stewart	F	15:17	2-4	0-0	0-0	1	7	8	4	1	4	2	1	0	1	1	15
21	Devin Royal	F	27:36	4-10	1-3	3-3	1	5	6	3	4	12	2	5	0	0	0	5
0	John Mobley Jr.	G	29:37	2-8	1-3	3-4	0	2	2	1	3	8	1	1	0	0	0	-1
2	Bruce Thornton	G	37:25	7-13	1-3	6-6	0	2	2	1	9	21	3	1	1	0	0	1
4	Aaron Bradshaw		08:16	2-4	1-2	0-0	1	0	1	3	0	5	0	0	1	0	0	-6
12	Evan Mahaffey		14:44	3-3	0-0	0-0	0	0	0	2	0	6	0	0	2	0	0	-14
6	Ques Glover		11:10	0-0	0-0	0-0	1	0	1	1	0	0	1	1	1	0	0	-3
25	Austin Parks		03:05	0-0	0-0	0-0	0	0	0	0	0	0	0	1	0	0	0	-1
20	Colin White		10:38	0-1	0-1	0-0	0	0	0	2	1	0	0	1	0	0	0	3
17	Ivan Njegovan		10:51	2-3	0-0	1-2	5	0	5	2	1	5	0	0	0	1	0	-4
Team							0	1	1			0		0				
Totals				25-59	5-17	13-15	9	23	32	24	19	68	10	11	7	2	2	-2

Technical Fouls::NONE

Shooting By Period		
1st FG%	9-28	32.1%
3PT%	1-7	14.3%
FT%	1-1	100%
2nd FG%	16-31	51.6%
3PT%	4-10	40.0%
FT%	12-14	85.7%
GM FG%	25-59	42.4%
3PT%	5-17	29.4%
FT%	13-15	86.7%

Dead Ball Rebounds: 1, 0

Wisconsin - 70 Record: 14-3 (4-2)

NO.	Name		Min	FG M-A	3P M-A	FT M-A	Rebounds OR	DR	TOT	Fouls PF	FD	TP	AS	TO	ST	Blocks BS	BA	+/-
22	Steven Crowl	F	28:03	5-10	0-3	4-4	0	7	7	3	5	14	1	0	0	1	0	-6
31	Nolan Winter	F	18:07	0-3	0-2	4-4	1	5	6	2	4	4	1	1	0	0	1	2
9	John Tonje	G	35:31	3-7	1-4	10-10	0	4	4	0	5	17	0	3	1	0	0	4
11	Max Klesmit	G	29:52	1-5	1-3	1-2	0	2	2	2	3	4	1	2	0	0	0	6
25	John Blackwell	G	30:55	5-12	1-4	4-6	2	4	6	4	5	15	2	3	1	0	1	-2
7	Carter Gilmore		28:26	2-3	1-1	0-0	2	1	3	3	1	5	1	1	0	1	0	7
4	Kamari McGee		16:21	3-5	1-3	2-2	1	0	1	2	1	9	0	1	0	0	0	-1
33	Jack Janicki		07:47	0-2	0-2	0-0	0	1	1	0	0	0	0	0	0	0	0	-1
13	Xavier Amos		04:59	1-1	0-0	0-0	0	1	1	3	0	2	0	1	0	0	0	1
Team							0	0	0			0		0				
Totals				20-48	5-22	25-28	6	25	31	19	24	70	6	12	2	2	2	2

Technical Fouls::NONE

Shooting By Period		
1st FG%	11-25	44.0%
3PT%	2-11	18.2%
FT%	13-14	92.9%
2nd FG%	9-23	39.1%
3PT%	3-11	27.3%
FT%	12-14	85.7%
GM FG%	20-48	41.7%
3PT%	5-22	22.7%
FT%	25-28	89.3%

Dead Ball Rebounds: 2, 1

	OSU	UW
Biggest lead	2 (1st 18:26)	17 (1st 0:21)
Best Scoring Run	9(2nd 10:18)	11(1st 14:06)
Lead Changes	1	
Times Tied	1	
Time with Lead	00:47	37:06

Points from	OSU	UW
Turnovers	9	13
Paint	32	28
Second Chance	14	7
Fast Breaks	11	8
Bench	16	16

Period by Period Scoring	1st	2nd	TOT
OSU	20	48	68
UW	37	33	70

GAME 18: #24 WISCONSIN 84, USC 69

Jan. 18, 2025 • Los Angeles, Calif. • Galen Center

Official Basketball Box Score - Final
Wisconsin at USC
01/18/25 Galen Center, Los Angeles, Calif.
2024-25 USC Men's Basketball

Game Time: 12:00 PM
Game Duration: 1:53
Attendance: 6,938

Officials: Michael Reed, Tim Corner, Randy Richardson

Wisconsin - 84 Record: 15-3 (5-2)

NO.	Name		Min	FG M-A	3P M-A	FT M-A	Rebounds OR	DR	TOT	Fouls PF	FD	TP	AS	TO	ST	Blocks BS	BA	+/-
22	Steven Crowl	F	17:40	3-4	1-1	2-2	0	3	3	4	2	9	1	1	0	1	0	7
31	Nolan Winter	F	27:30	6-7	1-2	0-0	2	3	5	3	1	13	3	0	1	0	0	12
9	John Tonje	G	22:03	0-3	0-2	0-0	0	0	0	2	1	0	1	2	0	0	0	3
11	Max Klesmit	G	27:16	7-14	2-9	2-2	0	2	2	0	5	18	4	1	2	0	0	9
25	John Blackwell	G	33:49	10-16	2-7	6-7	0	5	5	1	5	28	1	3	2	0	0	15
4	Kamari McGee		28:32	3-5	2-3	2-2	1	2	3	2	1	10	4	1	2	0	0	21
7	Carter Gilmore		24:14	1-2	0-1	0-0	1	2	3	1	1	2	3	1	0	0	0	15
33	Jack Janicki		06:50	0-1	0-1	0-0	0	1	1	1	1	0	0	0	0	0	0	7
13	Xavier Amos		08:52	1-3	1-2	1-2	0	0	0	0	1	4	0	1	1	0	0	6
2	Jack Robison		00:39	0-0	0-0	0-0	0	0	0	0	0	0	0	0	0	0	0	-4
5	Daniel Freitag		00:39	0-0	0-0	0-0	0	0	0	0	0	0	0	0	0	0	0	-4
15	Isaac Gard		00:39	0-0	0-0	0-0	0	0	0	0	0	0	0	0	0	0	0	-4
21	Chris Hodges		00:39	0-0	0-0	0-0	0	0	0	0	0	0	0	1	0	0	0	-4
35	Markus Iver		00:39	0-0	0-0	0-0	0	0	0	0	0	0	0	0	0	0	0	-4
Team							1	4	5			0		1				
Totals				31-55	9-28	13-15	5	22	27	14	18	84	17	12	8	1	0	15

Technical Fouls::NONE

Shooting By Period		
1st FG%	17-29	58.3%
3PT%	7-15	46.7%
FT%	7-8	87.5%
2nd FG%	17-31	54.8%
3PT%	2-13	15.4%
FT%	6-7	85.7%
GM FG%	31-55	56.4%
3PT%	9-28	32.1%
FT%	13-15	86.7%

Dead Ball Rebounds: 2, 2

USC - 69 Record: 11-7 (3-4)

NO.	Name		Min	FG M-A	3P M-A	FT M-A	Rebounds OR	DR	TOT	Fouls PF	FD	TP	AS	TO	ST	Blocks BS	BA	+/-
0	Saint Thomas	F	39:26	7-11	2-3	3-4	2	2	4	1	2	19	3	3	2	0	1	-12
33	Josh Cohen	F	03:44	0-1	0-0	0-0	0	0	0	0	0	0	1	2	0	0	0	0
1	Desmond Claude	G	30:51	3-7	0-0	3-4	1	0	1	4	3	9	2	5	0	0	0	-12
6	Wesley Yates III	G	36:20	5-9	0-1	1-4	0	3	3	4	2	11	2	1	1	0	0	-18
7	Chibuzo Agbo	G	38:53	3-11	1-5	0-0	0	9	9	2	2	7	2	0	1	0	0	-16
12	Rashaun Agee		30:20	6-11	1-3	2-2	2	2	4	4	3	15	2	3	2	0	0	-11
8	Kevin Patton Jr.		14:54	1-1	1-1	2-2	0	2	2	1	1	5	1	1	0	0	0	-2
32	Clark Slajchert		03:19	1-2	1-2	0-1	1	0	1	2	1	3	0	0	0	0	0	-1
30	Harrison Hornery		02:13	0-0	0-0	0-0	0	0	0	0	0	0	0	0	0	0	0	-3
Team							1	0	1			0		1				
Totals				26-53	6-15	11-17	7	18	25	18	14	69	13	16	6	0	1	-15

Technical Fouls::NONE

Shooting By Period		
1st FG%	10-25	40.0%
3PT%	2-8	25.0%
FT%	5-9	55.6%
2nd FG%	16-28	57.1%
3PT%	4-7	57.1%
FT%	6-8	75%
GM FG%	26-53	49.1%
3PT%	6-15	40.0%
FT%	11-17	64.7%

Dead Ball Rebounds: 2, 1

	WIS	USC
Biggest lead	19 (2nd 17:54)	2 (1st 18:16)
Best Scoring Run	10(1st 9:14)	13(2nd 14:51)
Lead Changes	1	
Times Tied	2	
Time with Lead	36:26	00:49

Points from	WIS	USC
Turnovers	22	13
Paint	38	28
Second Chance	8	8
Fast Breaks	13	9
Bench	16	23

Period by Period Scoring	1st	2nd	TOT
WIS	42	42	84
USC	27	42	69

GAME 19: UCLA 85, #18 WISCONSIN 83

Jan. 21, 2025 • Los Angeles, Calif. • Pauley Pavilion

Official Basketball Box Score - Final
Wisconsin at UCLA
01/21/25 Pauley Pavilion, Los Angeles, CA
2024-25 Men's Basketball

Game Time: 6:30 PM
Game Duration: 2:10
Attendance: 6,695

Officials: Jason Phillips, Verne Harris, Nate Harris

Wisconsin - 83 Record: 15-4 (5-3)

NO.	Name		Min	FG M-A	3P M-A	FT M-A	Rebounds OR	DR	TOT	Fouls PF	FD	TP	AS	TO	ST	Blocks BS	BA	+/-
22	Steven Crowl	F	29:19	4-6	1-2	2-2	2	3	5	3	3	11	3	2	1	1	1	7
31	Nolan Winter	F	18:36	2-4	1-2	0-0	0	1	1	1	1	5	0	1	0	0	0	-17
9	John Tonje	G	33:39	8-9	6-7	2-3	1	4	5	3	6	24	2	2	0	0	0	-3
11	Max Klesmit	G	30:27	2-5	2-4	2-2	0	3	3	3	2	8	1	2	0	0	0	-8
25	John Blackwell	G	33:51	5-14	3-7	10-12	1	3	4	5	6	23	4	4	1	0	3	9
4	Kamari McGee		18:50	1-4	1-3	0-0	0	1	1	1	0	3	3	1	1	0	0	0
7	Carter Gilmore		24:04	2-3	1-2	0-0	0	1	1	4	1	5	1	1	0	0	0	13
13	Xavier Amos		06:04	1-3	0-2	2-2	0	2	2	2	1	4	0	0	0	0	0	-5
33	Jack Janicki		03:14	0-0	0-0	0-0	0	0	0	1	0	0	0	0	0	0	0	-5
35	Markus Iver		01:56	0-1	0-1	0-0	0	0	0	0	0	0	0	0	0	0	0	-1
Team							3	3	6			0		0				
Totals				25-49	15-30	18-21	7	21	28	23	20	83	14	13	3	1	4	-2

Technical Fouls: Blackwell 2nd 11:56

Shooting By Period		
1st FG%	15-26	57.7%
3PT%	10-18	55.6%
FT%	1-2	50%
2nd FG%	10-23	43.5%
3PT%	5-12	41.7%
FT%	17-19	89.5%
GM FG%	25-49	51.0%
3PT%	15-30	50.0%
FT%	18-21	85.7%

Dead Ball Rebounds: 3, 1

UCLA - 85 Record: 13-6 (4-4)

NO.	Name		Min	FG M-A	3P M-A	FT M-A	Rebounds OR	DR	TOT	Fouls PF	FD	TP	AS	TO	ST	Blocks BS	BA	+/-
3	Eric Dailey Jr.	F	21:50	2-5	0-2	0-0	2	1	3	4	0	4	1	0	0	0	0	3
34	Tyler Bilodeau	F	31:21	6-10	2-4	2-2	0	2	2	5	1	16	0	1	1	0	0	2
0	Kobe Johnson	G	27:25	1-4	0-0	1-2	1	2	3	5	1	3	0	2	1	0	0	13
2	Dylan Andrews	G	33:36	4-10	1-4	0-1	0	1	1	0	2	9	7	1	2	0	0	-5
55	Skyy Clark	G	27:13	3-7	3-6	3-4	2	3	5	3	3	12	4	0	1	0	0	13
12	Sebastian Mack		24:00	6-12	0-3	7-8	0	4	4	0	7	19	2	1	0	0	1	-9
24	William Kyle III		05:41	0-0	0-0	0-0	0	0	0	1	2	0	1	0	0	2	0	-8
10	Lazar Stefanovic		07:47	0-2	0-0	0-0	1	0	1	0	0	0	0	0	1	0	0	-5
15	Aday Mara		21:08	7-7	0-0	8-11	4	1	5	3	6	22	0	1	0	2	0	6
Team							0	1	1			0		1				
Totals				29-57	6-19	21-28	10	15	25	21	22	85	15	7	6	4	1	2

Technical Fouls: Johnson 2nd 11:56

Shooting By Period		
1st FG%	14-32	43.8%
3PT%	5-14	35.7%
FT%	3-4	75%
2nd FG%	15-25	60.0%
3PT%	1-5	20.0%
FT%	18-24	75%
GM FG%	29-57	50.9%
3PT%	6-19	31.6%
FT%	21-28	75.0%

Dead Ball Rebounds: 3, 2

	WIS	UCL
Biggest lead	9 (1st 0:33)	9 (2nd 6:59)
Best Scoring Run	8(1st 7:47)	6(2nd 15:15)
Lead Changes	6	
Times Tied	4	
Time with Lead	14:09	24:25

Points from	WIS	UCL
Turnovers	13	10
Paint	20	30
Second Chance	13	10
Fast Breaks	0	4
Bench	12	41

Period by Period Scoring	1st	2nd	TOT
WIS	41	42	83
UCL	36	49	85

SPECIAL STATISTICS

Game	Pts off T/O (Wis / Opp)	Pts in Paint (Wis / Opp)	2nd Chance Pts (Wis / Opp)	Fast Break Pts (Wis / Opp)	Bench Pts (Wis / Opp)
11/04/24 | HOLY CROSS	17 / 10	34 / 16	13 / 3	12 / 8	17 / 22
11/07/24 | MONTANA STATE	10 / 12	24 / 14	10 / 4	9 / 6	15 / 16
11/10/24 | APP STATE	16 / 2	48 / 24	10 / 10	8 / 0	20 / 18
11/15/24 | #9 ARIZONA	14 / 12	26 / 42	5 / 24	8 / 13	23 / 19
11/18/24 | UTRGV	15 / 6	28 / 24	16 / 14	14 / 6	12 / 31
11/22/24 | vs. UCF	12 / 12	38 / 32	7 / 13	10 / 12	27 / 30
11/24/24 | vs. Pitt	10 / 11	46 / 44	11 / 4	11 / 6	10 / 19
11/30/24 | CHICAGO STATE	19 / 6	26 / 18	12 / 2	5 / 11	19 / 23
12/03/24 | MICHIGAN	11 / 13	28 / 34	12 / 12	4 / 19	12 / 6
12/07/24 | at Marquette	7 / 18	28 / 44	16 / 19	4 / 6	12 / 10
12/10/24 | at Illinois	10 / 14	34 / 32	12 / 16	2 / 4	19 / 7
12/14/24 | vs. Butler	10 / 5	40 / 24	11 / 10	5 / 12	13 / 14
12/22/24 | DETROIT MERCY	10 / 12	36 / 14	16 / 2	7 / 9	22 / 8
1/03/25 | IOWA	8 / 21	38 / 34	12 / 11	13 / 14	32 / 18
1/06/25 | RUTGERS	6 / 15	38 / 28	8 / 6	10 / 12	13 / 41
1/10/25 | MINNESOTA	19 / 13	22 / 24	18 / 10	6 / 6	14 / 18
1/14/25 | OHIO STATE	13 / 9	28 / 32	7 / 14	8 / 11	16 / 16
1/18/25 | USC	22 / 13	38 / 28	8 / 8	13 / 9	16 / 23
1/21/25 | UCLA	13 / 10	20 / 30	13 / 10	0 / 4	12 / 41
RUNNING TOTAL	**239 / 214**	**620 / 510**	**217 / 186**	**149 / 168**	**324 / 380**
PER GAME AVERAGE	**12.6 / 11.3**	**32.6 / 26.8**	**11.4 / 9.8**	**7.8 / 8.8**	**17.1 / 20.0**

TEAM SUPERLATIVES

WISCONSIN	HIGH		LOW	
• Points	116	vs. Iowa (1/3/25)	64	vs. Michigan (12/3/24)
• First-Half Points	55	vs. #9 Arizona (11/15/24)	27	vs. Pitt (11/24/24)
• Second-Half Points	62	vs. Iowa (1/3/25)	32	2x; MR at Rutgers (1/6/25)
• Field Goals Made	40	vs. Iowa (1/3/25)	20	vs. Ohio State (1/14/25)
• Field Goal Attempts	70	vs. Appalachian State (11/10/24)	48	vs. Ohio State (1/14/25)
• Field Goal Percentage	.645 (40-62)	vs. Iowa (1/3/25)	.344 (22-64)	vs. Michigan (12/3/24)
• 3-Point Field Goals Made	21	vs. Iowa (1/3/25)	5	2x; MR vs. Ohio State (1/14/25)
• 3-Point Field Goal Attempts	31	vs. Iowa (1/3/25)	20	2x; MR vs. Pitt (11/24/24)
• 3-Point Field Goal Pct. (min. 15 att.)	.677 (21-31)	vs. Iowa (1/3/25)	.200 (7-35)	vs. Detroit Mercy (12/22/24)
• Free Throws Made	41	vs. #9 Arizona (11/15/24)	6	at Rutgers (1/6/25)
• Free Throw Attempts	47	vs. #9 Arizona (11/15/24)	6	at Rutgers (1/6/25)
• Free Throw Pct. (min. 15 att.)	1.000 (16-16)	vs. Holy Cross (11/4/24)	.667 (14-21)	at Illinois (12/10/24)
• Offensive Rebounds	16	2x; MR vs. Detroit Mercy (12/22/24)	2	vs. #9 Arizona (11/15/24)
• Defensive Rebounds	34	2x; MR at Rutgers (1/6/25)	18	at Illinois (12/10/24)
• Total Rebounds	50	vs. Detroit Mercy (12/22/24)	27	at USC (1/18/25)
• Fouls	31	vs. #9 Arizona (11/15/24)	10	vs. Chicago St (11/30/24)
• Assists	26	vs. Iowa (1/3/25)	6	vs. Ohio State (1/14/25)
• Turnovers	16	2x; MR at Rutgers (1/6/25)	3	vs. Butler (12/14/24)
• Steals	14	vs. Appalachian State (11/10/24)	2	2x; MR vs. Ohio State (1/14/25)
• Blocked Shots	6	vs. Detroit Mercy (12/22/24)	0	2x; MR vs. Iowa (1/3/25)

OPPONENT	HIGH		LOW	
• Points	88	2x; MR at #5 Marquette (12/7/24)	53	2x; MR vs. Detroit Mercy (12/22/24)
• First-Half Points	52	vs. UTRGV (11/18/24)	20	2x; MR vs. Ohio State (1/14/25)
• Second-Half Points	51	at #5 Marquette (12/7/24)	25	vs. Holy Cross (11/4/24)
• Field Goals Made	32	vs. Iowa (1/3/25)	20	vs. Chicago St (11/30/24)
• Field Goal Attempts	74	vs. #9 Arizona (11/15/24)	51	vs. Butler (12/14/24)
• Field Goal Percentage	.509 (29-57)	at UCLA (1/21/25)	.333 (22-66)	vs. Detroit Mercy (12/22/24)
• 3-Point Field Goals Made	13	vs. UTRGV (11/18/24)	2	vs. UCF (11/22/24)
• 3-Point Field Goal Attempts	33	2x; MR at Illinois (12/10/24)	8	vs. Detroit Mercy (12/22/24)
• 3-Point Field Goal Pct. (min. 15 att.)	.462 (12-26)	vs. Montana State (11/7/24)	.118 (2-17)	vs. UCF (11/22/24)
• Free Throws Made	28	vs. #9 Arizona (11/15/24)	5	vs. Detroit Mercy (12/22/24)
• Free Throw Attempts	40	vs. #9 Arizona (11/15/24)	6	vs. Detroit Mercy (12/22/24)
• Free Throw Pct. (min. 15 att.)	.880 (22-25)	at Illinois (12/10/24)	.462 (6-13)	at Rutgers (1/6/25)
• Offensive Rebounds	24	vs. #9 Arizona (11/15/24)	3	vs. Holy Cross (11/4/24)
• Defensive Rebounds	30	vs. Michigan (12/3/24)	14	vs. Iowa (1/3/25)
• Total Rebounds	52	vs. #9 Arizona (11/15/24)	21	2x; MR vs. Iowa (1/3/25)
• Fouls	32	vs. #9 Arizona (11/15/24)	13	vs. Iowa (1/3/25)
• Assists	17	at #5 Marquette (12/7/24)	5	vs. Detroit Mercy (12/22/24)
• Turnovers	18	vs. Appalachian State (11/10/24)	5	at #5 Marquette (12/7/24)
• Steals	9	at #5 Marquette (12/7/24)	1	2x; MR vs. Butler (12/14/24)
• Blocked Shots	11	vs. Michigan (12/3/24)	0	2x MR at USC (1/18/25)

MISCELLANEOUS	HIGH	SECOND-HIGHEST
• UW's Largest Deficit Overcome in Win	16 (5-21, 13:39 1H) vs. Holy Cross (11/4/24)	14 (11-25, 7:29 1H) vs. Pitt (11/24/24)
• UW's Largest Deficit Overcome in Win (2nd Half/OT)	8 (30-38, 18:31 2H) vs. Pitt (11/24/24)	7 (54-61, 15:44 2H) vs. UTRGV (11/18/24)
• UW's Largest Lead Surrendered in Loss	9 (2x) MR (41-32, 0:07 1H) at UCLA (1/21/25)	5 (2x) MR (21-16, 10:17 1H) at Illinois (12/10/24)
• UW's Largest Lead Surrendered in Loss (2nd Half/OT)	7 (43-36, 19:42 2H) at UCLA (1/21/25)	6 (32-26, 19:46 2H) vs. Michigan (12/3/24)
• UW's Largest Halftime Lead	17 vs. Ohio State (1/14/25)	16 vs. Appalachian State (11/10/24)
• UW's Largest Halftime Deficit	7 vs. Pitt (11/24/24)	4 (2x) MR at Illinois (12/10/24)
• UW's Largest Lead	34 (116-82 , 0:21 2H) 2x; MR vs. Iowa (1/3/25)	32 (68-36, 7:57 2H) vs. Detroit Mercy (12/22/24)
• UW's Largest Deficit	16 (5-21, 13:39 1H) vs. Holy Cross (11/4/24)	15 (70-55, 8:49 2H) at #5 Marquette (12/7/24)

INDIVIDUAL SUPERLATIVES

WISCONSIN	HIGH		SECOND-HIGHEST	
• Points	41	John Tonje vs. #9 Arizona (11/15/24)	33	John Tonje vs. Pitt (11/24/24)
• First-Half Points	22	John Tonje vs. #9 Arizona (11/15/24)	16	2x; MR Tonje at UCLA (1/21/25)
• Second-Half Points	25	John Tonje vs. Pitt (11/24/24)	20	John Blackwell vs. UTRGV (11/18/24)
• Field Goals Made	11	4x; MR Blackwell at USC (1/18/25)	8	6x; MR Tonje at UCLA (1/21/25)
• Field Goal Attempts	19	John Tonje vs. Pitt (11/24/24)	18	2x; MR Blackwell vs. Iowa (1/3/25)
• Field Goal Percentage (min. 7 att)	.889 (8-9)	John Tonje at UCLA (1/21/25)	.857 (6-7)	2x; MR Winter at USC (1/18/25)
• 3-Point Field Goals Made	6	4x; MR Tonje at UCLA (1/21/25)	4	John Tonje vs. #9 Arizona (11/15/24)
• 3-Point Field Goal Attempts	11	2x; MR Klesmit at #5 Marquette (12/7/24)	10	John Blackwell vs. Iowa (1/3/25)
• 3-Point Field Goal Pct. (min. 5 att.)	.857 (6-7)	John Tonje at UCLA (1/21/25)	.800 (4-5)	Kamari McGee vs Iowa (1/3/25)
• Free Throws Made	21	John Tonje vs. #9 Arizona (11/15/24)	10	4x; MR Blackwell at UCLA (1/21/25)
• Free Throw Attempts	22	John Tonje vs. #9 Arizona (11/15/24)	12	John Tonje vs. Ohio State (1/14/25)
• Free Throw Pct. (min. 9 att.)	1.000 (10-10)	3x; MR Tonje vs. Ohio State (1/14/25)	.955 (21-22)	John Tonje vs. #9 Arizona (11/15/24)
• Offensive Rebounds	6	Nolan Winter vs. App State (11/10/24)	5	2x; MR Winter vs. Detroit Mercy (12/22/24)
• Defensive Rebounds	8	2x; MR Tonje at Rutgers (1/6/25)	7	4x; MR Crowl vs Ohio State (1/14/25)
• Total Rebounds	11	2x; MR Winter vs. Detroit Mercy (12/22/24)	10	2x; MR Crowl at Rutgers (1/6/25)
• Fouls	5	8x; MR Blackwell at UCLA (1/21/25)	4	8x; MR Crowl at USC (1/18/25)
• Assists	6	2x; MR Klesmit vs. Iowa (1/3/25)	5	8x; MR Gilmore at UCLA (1/21/25)
• Turnovers	5	3x; Blackwell at Rutgers (1/6/25)	4	5x; MR Blackwell at UCLA (1/21/25)
• Steals	5	Max Klesmit vs. Appalachian State (11/10/24)	3	2x; MR McGee vs. Minnesota (1/10/25)
• Blocked Shots	3	2x; MR Janicki vs. Detroit Mercy (12/22/24)	2	3x; MR 2 Badgers at Rutgers (1/6/25)

OPPONENT	HIGH		SECOND-HIGHEST	
• Points	32	Kam Jones at #5 Marquette (12/7/24)	24	2x; MR Jakucionis at Illinois (12/10/24)
• First-Half Points	16	2x; MR Bradley vs. #9 Arizona (11/15/24)	14	3x; MR Garcia vs. Minnesota (1/10/25)
• Second-Half Points	19	2x; MR Thornton vs Ohio State (1/14/25)	17	Vladislav Goldin vs. Michigan (12/3/24)
• Field Goals Made	12	Kam Jones at #5 Marquette (12/7/24)	9	4x; MR Thelwell vs. Iowa (1/3/25)
• Field Goal Attempts	21	Kam Jones at #5 Marquette (12/7/24)	20	Lovejoy vs. Detroit Mercy (12/22/24)
• Field Goal Percentage (min. 7 att)	1.000 (7-7)	Aday Mara at UCLA (1/21/25)	.875 (7-8)	Cameron Corhen vs. Pitt (11/24/24)
• 3-Point Field Goals Made	4	3x; MR Jakucionis at Illinois (12/10/24)	3	9x; MR Clark at UCLA (1/21/25)
• 3-Point Field Goal Attempts	8	3x; MR Acuff at Rutgers (1/6/25)	7	4x; MR Brooks vs. Butler (12/14/24)
• 3-Point Field Goal Pct. (min. 5 att.)	.600 (3-5)	4x; MR Thelwell vs. Iowa (1/3/25)	.571 (4-7)	Gabe Warren vs. Holy Cross (11/4/24)
• Free Throws Made	9	Tre White at Illinois (12/10/24)	8	2x; MR Mara at UCLA (1/21/25)
• Free Throw Attempts	13	Jaden Bradley vs. #9 Arizona (11/15/24)	11	Aday Mara at UCLA (1/21/25)
• Free Throw Pct. (min. 8 att.)	.900 (9-10)	Tre White at Illinois (12/10/24)	.889 (8-9)	Chase Ross at #5 Marquette (12/7/24)
• Offensive Rebounds	7	Tobe Awaka vs. #9 Arizona (11/15/24)	5	Ivan Njegovan vs Ohio State (1/14/25)
• Defensive Rebounds	10	Gabe Spinelli vs. Chicago St (11/30/24)	9	2x; MR Agbo at USC (1/18/25)
• Total Rebounds	13	Tobe Awaka vs. #9 Arizona (11/15/24)	11	2x; MR Ivisic at Illinois (12/10/24)
• Fouls	5	8x; MR 2 Players at UCLA (1/21/25)	4	23x; MR Dailey Jr. at UCLA (1/21/25)
• Assists	7	Dylan Andrews at UCLA (1/21/25)	6	3x; MR Boswell at Illinois (12/10/24)
• Turnovers	5	3x; MR Claude at USC (1/18/25)	4	9x; MR Odukale vs Minnesota (1/10/25)
• Steals	4	2x; MR Thelwell vs. Iowa (1/3/25)	3	3x; MR Fox vs. Minnesota (1/10/25)
• Blocked Shots	5	Danny Wolf vs. Michigan (12/3/24)	3	2x; MR Screen vs. Butler (12/14/24)

THE LAST TIME WISCONSIN...

Wisconsin Team

UW ranked No. 1 in AP Top 25: Feb. 21, 2007
UW ranked in AP Top 25: No. 18 (1/20/25)
UW ranked in USA Today Coaches Poll: No. 19 (1/21/25)
Played AP No. 1-ranked opponent: Loss at Arizona, 98-73 (12/9/23)
Defeated AP No. 1-ranked opponent: Villanova, 65-62 (3/18/17)
Played AP No. 2-ranked opponent: Loss vs. Purdue, 69-75 (2/4/24)
Defeated opponent ranked 3-10 by AP: Win vs. No. 9 Arizona, 103-88 (11/15/24)
Defeated opponent ranked 11-25 by AP: Win vs. No. 24 Virginia, 65-41 (11/20/23)
Defeated AP Top 25 opponent on the road: Win at No. 17 Michigan St, 70-62 (2/8/22)

Scoring

Scored 20 or more points: 24, Tonje at UCLA (1/21/25)
Scored 30 or more points: 32, John Blackwell vs. Iowa (1/3/25)
Scored 40 or more points: 41, John Tonje vs. #9 Arizona (11/15/24)
Two or more Badgers scored 30 points, same game: Joe Franklin (31) and Chuck Nagle (30) vs. Purdue (3/2/68) — only other time this happened in school history was Jack Brens (31) and Ken Siebel (31) vs. Utah (12/28/62)
Two or more Badgers scored 20 points, same game: John Tonje (24) and John Blackwell (23) at UCLA (1/21/25)
Three or more Badgers scored 20 points, same game: Jon Leuer (24), Josh Gasser (21), Jordan Taylor (20), vs. PVAMU (11/14/10)
Scored 20 points in one half: John Tonje 25 points 2H vs. vs. Pitt (11/24/24)
Scored 20 points/two straight games: John Blackwell (28 at USC, 1/18/25; 23 at UCLA, 1/21/25)
Scored 20 points/three straight games: AJ Storr (30 vs. Northwestern, 3/15/24; 22 vs. Purdue, 3/16/24; 24 vs. Illinois, 3/17/24)
Scored 20 points/four straight games: Johnny Davis (26 vs. Iowa, 1/6/22; 37 at #3 Purdue, 1/3/22; 20 vs. Illinois State, 12/29/21; 24 at #21 Ohio State, 12/11/21)
Scored 20 points/five straight games: Johnny Davis (26 vs. Iowa, 1/6/22; 37 at #3 Purdue, 1/3/22; 20 vs. Illinois State, 12/29/21; 24 at #21 Ohio State, 12/11/21; 23 vs. Indiana, 12/8/21)
Scored 30 points/two straight games: Michael Finley (30 at Michigan, 1/29/94; 32 vs. Michigan State, 2/2/94)
No Badger scored in double figures: vs. Marquette (12/8/12)
One Badger scored in double figures: 14, Connor Essegian at Indiana (1/14/23)
Four players scored in double figures: Nolan Winter (13), Kamari McGee (10), Max Klesmit (18) and John Blackwell (28) at USC (1/18/25)
Five players scored in double figures: Steven Crowl (14), John Tonje (12), Kamari McGee (12), John Blackwell (32) and Nolan Winter (18) vs. Iowa (1/3/25)
Six players scored in double figures: Reuvers (19), Davison (15), Ford (12), King (12), Trice (11) and Pritzl (10) vs. Green Bay (11/21/19)
UW Scored 70 or more points: 83, at UCLA (1/21/25)
UW Scored 80 or more points: 83, at UCLA (1/21/25)
UW Scored 90 or more points: 116, vs. Iowa (1/3/25)
UW Scored 100 or more points: 116, vs. Iowa (1/3/25)

Field Goal Shooting

Shot 90 percent or better (min. 10 att.): .900 (9-10), Carlton McGee vs. Michigan (2/26/92)
UW shot 50 percent or better: .510 (25-49), at UCLA (1/21/25)
UW shot 60 percent or better: .645 (40-62), vs. Iowa (1/3/25)
UW shot 70 percent or better: .744, vs. Army (12/30/79)
UW made 30 or more field goals: 33, at USC (1/18/25)
UW made 40 or more field goals: 40, vs. Iowa (1/3/25)
UW made 50 or more field goals: Has not happened
UW attempted 60 or more field goals: 62, vs. Iowa (1/3/25)
UW attempted 70 or more field goals: 70, vs. Appalachian State (11/10/24)
UW attempted 80 or more field goals: 83, vs. Northwestern (1/28/95)
UW attempted 100 or more field goals: 102, vs. South Dakota (12/9/72)

3-Point Field Goal Shooting

Made 5 or more 3-point field goals: John Tonje (6-7 3FG) at UCLA (1/21/25)
UW shot 40 percent or better (min. 8 att.): .500 (15-30) at UCLA (1/21/25)
UW shot 50 percent or better (min. 8 att.): .500 (15-30) at UCLA (1/21/25)
UW shot 60 percent or better (min. 8 att.): .677 (21-31) vs. Iowa (1/3/25)
UW shot 70 percent or better (min. 8 att.): .727, at Indiana (2/25/10)
UW shot 80 percent or better (min. 8 att.): .889, vs. North Dakota St. (12/10/86)
UW shot 90 percent or better (min. 8 att.): .900, at Illinois (1/25/97)
UW made 10 or more 3-point field goals: 15, at UCLA (1/21/25)
UW made 15 or more 3-point field goals: 15, at UCLA (1/21/25)
UW attempted 30 or more 3-point field goals: 30, at UCLA (1/21/25)
UW attempted 40 or more 3-point field goals: 40, vs. Temple (12/3/01)

Double-Double / Triple-Double

Triple-double: Ethan Happ (13 pts, 12 reb, 11 ast) vs. Northwestern (1/26/19)
Double-double (Pts/Reb): Steven Crowl (18 pts, 10 reb) at Rutgers (1/6/25)
Double-double (Pts/Ast): Ethan Happ (10 pts, 11 reb, 12 ast) vs. Coppin St. (11/6/18)
Double-double (Ast/Reb): Ethan Happ (10 pts, 11 reb, 12 ast) vs. Coppin St. (11/6/18)
Double-double in consecutive games: Tyler Wahl vs. Iowa (2/22), at Michigan (2/26/23)
Two with double-double: Storr (14p, 12r) and Crowl (16p, 10r) vs. Ohio St (2/13/24)

Free Throw Shooting

Perfect at the FT line (min. 10 att.): 10-10, John Tonje vs. Ohio State (1/14/25)
UW shot 80 percent or better (min. 12 att.): .857 (18-21), at UCLA (1/21/25)
UW shot 90 percent or better (min. 12 att.): .926 (25-27), vs. Butler (12/14/24)
UW shot 100 percent (min. 12 att.): 16-16, vs. Holy Cross (11/4/24)
UW made 20 or more free throws: 25, vs. Ohio State (1/14/25)
UW made 30 or more free throws: 41, vs. #9 Arizona (11/15/24)
UW made 40 or more free throws: 41 vs. #9 Arizona (11/15/24)
UW attempted 30 or more free throws: 32, vs. UTRGV (11/18/24)
UW attempted 40 or more free throws: 47, vs. #9 Arizona (11/15/24)
UW attempted 50 or more free throws: 50, at Indiana (2/12/62)
UW attempted 60 or more free throws: 61, at Michigan (2/21/53)

Rebounds

Had 10+ rebounds: 10, Steven Crowl at Rutgers (1/6/25)
Had 15+ rebounds: 15, Johnny Davis vs. Minnesota (1/30/22)
Had 20+ rebounds: 25, Joe Chrnelich vs. St. Mary's (12/2/76)
Had 30+ rebounds: 30, Paul Morrow vs. Purdue (1/3/53)
Had 10+ reb. in consecutive games: Tyler Wahl, Two Straight (2/22/23, 2/26/23)
UW had 40+ rebounds: 40, at Rutgers (1/6/25)
UW had 50+ rebounds: 50, vs. Detroit Mercy (12/22/24)

Assists

Had 10 or more assists: 11, Ethan Happ vs. Northwestern (1/26/19)
Had 15 or more assists: Has not happened
UW had 20 or more assists: 26, vs. Iowa (1/3/25)
UW had 30 or more assists: 30, vs. Iowa (3/9/94)

Blocked Shots

Had 5 or more blocked shots: 9 Nate Reuvers vs. Eastern Illinois (11/8/19)
Had 10 or more blocked shots: Has not happened
UW had 10 or more blocked shots: 10 vs. Eastern Illinois (11/25/20)
UW had 15 or more blocked shots: Has not happened

Steals

Had 5 or more steals: 5, Max Klesmit vs. Appalachian State (11/10/24)
Had 10 or more steals: 10, Mike Kelley vs. Texas (12/7/99)
UW had 10 or more steals: 14, vs. Appalachian State (11/10/24)
UW had 15 or more steals: 16, vs. California (12/2/12)

Turnovers

UW had 1 or fewer turnovers: 1, vs. Iowa (1/20/15)
UW had 5 or fewer turnovers: 3, vs. Butler (12/14/24)
UW had 0 turnovers in a half: 0 in 2H, vs. Western Michigan (12/30/22)
Opponent committed 15 or more turnovers: 15, vs. Minnesota (1/10/25)
Opponent committed 20 or more turnovers: 21, Robert Morris (11/17/23)

Overtime

Won a game in overtime: 76-75, vs. Purdue (3/16/24)
Lost a game in overtime: 86-88, at Iowa (2/17/24)
Played a 2-overtime game: win vs. Indiana (80-73), 1/7/21
Played a 3-overtime game: loss vs. Indiana (85-86), 2/16/87
Played in consecutive OT games: at Penn State (2/8/23) and at Nebraska (2/11/23)

Miscellaneous

Hit a buzzer beater: vs. Purdue, 3/16/24 (Chucky Hepburn scores layup, UW 66-66)
Won after trailing by at least 10 pts in second half: 10 vs. SMU, 12/22/23 (down 40-30, 13:00 remaining - won 69-61)
Won after trailing by at least 15 pts in second half: 17 vs. Indiana, 12/8/21 (down 42-25, 19:43 remaining - won 64-59)
UW scored 10 straight points or more: 10-0 (9:14 1H) at USC (1/18/25)
UW scored 15 straight points or more: 24-0 (10:45 - 2:44 1H) vs. App State (11/10/24)
UW held opp. scoreless 5:00+ min: 5:09 (13:57 1H - 8:48 1H) at USC (1/18/25)
UW held opp. scoreless for 8:00+ min: 8:42 (7:42 1H - 19:18 2H) vs. Michigan (12/3/24)