



WISCONSIN BASKETBALL

26 NCAA TOURNAMENT APPEARANCES | 4 FINAL FOURS | 23 BIG TEN CHAMPIONSHIPS | 22 CONSENSUS ALL-AMERICANS

GAME NOTES
GAME 30

WISCONSIN BADGERS

18-11, 10-8 BIG TEN



Head Coach: Greg Gard
Record at WIS: 182-104 (9th season)
Overall Record: Same
Gard vs. Rutgers: 6-5

VS

RUTGERS SCARLET KNIGHTS

15-14, 7-11 BIG TEN



Head Coach: Steve Pikiell
Record at RU: 132-119 (8th season)
Overall Record: 329-293 (19th season)
Pikiell vs. Wisconsin: 5-6

THURSDAY, MARCH 7 | 6 PM (CT) | FS1 | MADISON, WIS. | KOHL CENTER (17,071)

BADGERS CELEBRATE SENIOR DAY AT THE KOHL CENTER

- Wisconsin hosts its home finale and Senior Day on Thursday when Rutgers visits the Kohl Center. Graduate student **Tyler Wahl** will be recognized pregame, along with undergraduate assistant Justin Taphorn and senior student managers.
- Up next, UW closes out the regular season at Purdue on Sunday at 11:30 a.m.

FAST BREAK FACTS

- Wisconsin and Rutgers face for the 17th time in a series that began in 1949. The Badgers lead the all-time series, 10-6, including a 5-2 edge for games played in Madison. (more on page 3)
- Graduate student **Tyler Wahl** will play in his final game at the Kohl Center. Wahl has played a total of 155 games (2nd in school history). He has played in 102 wins, 5th-most in school history. (more page 4)
 - Wahl is just the 6th player in program history with 1,000+ points, 600+ rebounds, 200+ assists.
- Wisconsin is 13-3 at home this season, averaging 78.5 ppg (49.9% FG). 2 of UW's 3 losses are vs. #2 Purdue and #9 Tennessee. UW is 359-70 (.837) all-time at the Kohl Center, the 11th-best active venue record in the country. (more page 11)
- The Badgers are averaging 74.4 ppg this season, which would be the team's highest scoring mark since they averaged 77.9 ppg in 1993-94. (page 4)
- The Badgers own a +3.8 rebounding margin this season, up from last year's -3.4 deficit. (page 5)
 - In wins, UW holds a +7.6 edge in rebounding (34.7 to 27.1), while in losses Wisconsin has been out-rebounded by a -2.3 margin. (32.5 to 34.8).
- UW is 14-0 this season when holding its opponents to 70 or fewer points.
- Wisconsin has played the 6th-toughest schedule in the country this season, according to KenPom.
- Wisconsin is at #23 in the NET Rankings (through games March 5), going 6-7 in Quad 1 games and 12-11 in Quad 1+2 contests.
 - The Badgers are 1 of 15 teams in the country with 6 or more Quad 1 wins this season.
- UW is 1 of 11 schools in the country with 12+ Quad 1+2 wins: Purdue (17), UConn (15), Creighton (14), Houston (14), Arizona (13), Baylor (13), Kansas (12), Marquette (12), North Carolina (12), Tennessee (12), Wisconsin (12).
- The Badgers reached double-digit Big Ten wins for the 20th time in the last 23 seasons. No other Big Ten team can make that claim. (more page 6)
- With a career Big Ten mark of 103-69, **Greg Gard** is 1 of 23 BIG coaches ever to reach the century mark. Gard is also the 6th-fastest Big Ten coach to the 100-win mark in the last 50 years. (page 5)
- **AJ Storr** leads the Badgers scoring 16.1 points per game. He's scored in double figures in 27 of 29 games this season, including 24 straight. (pg 6)
- As Greg Gard put it, "scoring is down, but winning is up" for **Chucky Hepburn** who impacts the game in so many ways and ranks top 2 in the Big Ten in both assist-to-turnover ratio (2nd) and steals (2nd).
 - Maintaining an impressive 3.21 assist-to-turnover ratio (ranks 6th-best among major conf. players).
 - Finished with **ZERO** turnovers in 7 games this season, including 3 of the last 5 games (2 of last 3).
- Wisconsin has appeared in 22 of the last 24 NCAA tournaments (1 of only 5 schools to do so).
- Wisconsin has reached double-digit Big Ten wins in 20 of the last 23 seasons. No other team can make that claim.



Tyler Wahl ranks 2nd for UW in scoring (11.8 ppg), 2nd in rebounding (5.8 rpg), while also 1st in blocks, 2nd in steals and 3rd in assists.

WISCONSIN'S POTENTIAL STARTING FIVE



GUARD

23 Chucky Hepburn
8.8 PPG, 3.4 RPG, 3.8 APG
■ 2.28 career ast-to-TO ratio (ranks 3rd in school history)
■ 0 TOs in 3 of last 5 games
■ Starts in all 97 games played



GUARD

11 Max Klesmit
9.9 PPG, 1.9 RPG, 1.5 APG
■ Ranks 3rd for UW in Big Ten play with 11.4 ppg (40.2% 3FG)
■ Starts in all 62 games he's played at UW (45 straight)



GUARD

2 AJ Storr
16.1 PPG, 3.7 RPG, 0.9 APG
■ Double-digit scoring 27 of 29 games this season (24 straight)
■ Shooting 82.0% at the FT line, which ranks top 10 in Big Ten



FORWARD

5 Tyler Wahl
11.8 PPG, 5.8 RPG, 1.7 APG
■ 155 games played (114 starts)
■ Just the 6th player in UW program history with 1,000+ pts, 600+ reb and 200+ ast



FORWARD

22 Steven Crowl
10.9 PPG, 7.6 RPG, 2.1 APG
■ Has five double-doubles this season (9 total in his career)
■ When scoring double figures, UW is 11-5 this season

2023-24 SCHEDULE

Nov. 6	ARKANSAS STATE	W, 105-76
Nov. 10	TENNESSEE [#9]	L, 70-80
Nov. 14	at Providence^	L, 59-72
Nov. 17	ROBERT MORRIS	W, 78-68

FORT MYERS TIP-OFF (Fort Myers, FL)

Nov. 20	vs. Virginia [#24]	W, 65-41
Nov. 22	vs. SMU	W, 69-61

Nov. 27	WESTERN ILLINOIS	W, 71-49
Dec. 2	MARQUETTE [#3]	W, 75-64
Dec. 5	at Michigan State [RV]	W, 70-57
Dec. 9	at Arizona [#1]	L, 73-98
Dec. 14	JACKSONVILLE STATE	W, 75-60
Dec. 22	CHICAGO STATE	W, 80-53
Jan. 2	IOWA	W, 83-72
Jan. 6	NEBRASKA	W, 88-72
Jan. 10	at Ohio State	W, 71-60
Jan. 13	NORTHWESTERN [RV]	W, 71-63
Jan. 16	at Penn State	L, 83-87
Jan. 19	INDIANA	W, 91-79
Jan. 23	at Minnesota	W, 61-59
Jan. 26	MICHIGAN STATE [RV]	W, 81-66
Feb. 1	at Nebraska	L, 72-80 (OT)
Feb. 4	PURDUE [#2]	L, 69-75
Feb. 7	at Michigan	L, 68-72
Feb. 10	at Rutgers	L, 56-78
Feb. 13	OHIO STATE	W, 62-54
Feb. 17	at Iowa	L, 86-88 (OT)
Feb. 20	MARYLAND	W, 74-70
Feb. 27	at Indiana	L, 70-74
March 2	ILLINOIS [#13]	L, 83-91
March 7	RUTGERS	6 PM
March 10	at Purdue [#3]	11:30 AM

BIG TEN TOURNAMENT (Minneapolis, MN)

March 13-17 at Target Center

^ Gavitt Tipoff Games

Home games in **BOLD CAPS**

FOLLOW THE #BADGERS

TV: FS1

Play-by-Play:	Brandon Gaudin
Analyst:	Robbie Hummel

RADIO: BADGER SPORTS NETWORK

Varsity Network App | Satellite: Sirius/XM 382

Play-by-Play:	Matt Lepay
Analyst:	Brian Butch

SOCIAL MEDIA: #ONWISCONSIN

X/Twitter:	@BadgerMBB
Instagram:	@badgermbb
Facebook:	/WisconsinMensBasketball

SERIES HISTORY

WISCONSIN VS. RUTGERS

Overall: WIS leads, 10-6

In Madison: WIS leads, 5-2

Current Streak: RU won last 2

Last Meeting: Rutgers 78, Wisconsin 56
Feb. 10, 2024 (Piscataway, N.J.)

BASKETBALL COMMUNICATIONS**GENERAL INFORMATION**

- 1440 Monroe Street, Madison, WI 53711
- www.UWBadgers.com

BRANDON HARRISON
ASSISTANT DIRECTOR OF
BRAND COMMUNICATIONS

Primary Contact, SID

Phone: (608) 279-8653

Email: BAH@athletics.wisc.edu

X/Twitter: @BrandonHarrison


PATRICK HERB
DIRECTOR OF COMMUNICATIONS

Phone: (608) 957-2085

Email: PAH@athletics.wisc.edu

X/Twitter: @PatrickHerb

**MEDIA RESOURCES****CREDENTIAL APPLICATIONS**

- www.sportssystem.com/Wisconsin

BIG TEN MEDIA EMAIL LIST

- office.bigten.org/media

WISCONSIN BASKETBALL RECORD BOOK

- www.go.wisc.edu/MBBRecordBook

WIRELESS INTERNET ACCESS (CAMP RANDALL)

- BadgerWiFi (connect and register with email address)

LIVE STATS - STATBROADCAST (KOHL CENTER)

- Wisconsin.StatBroadcast.com
(password: buckybadger)

OFFICIAL SOCIAL MEDIA CHANNELS

- Twitter: @BadgerMBB
- Instagram: @BadgerMBB
- Facebook: /WisconsinMensBasketball
- YouTube: /WisconsinBadgers

RADIO

- Badger Radio Network

MATT LEPAY

The Voice of the Badgers (PxP)

Address: P.O. Box 99

Madison, WI 53701

Phone: 608-274-5450

Credentials: 2023-24 Wisconsin men's basketball season/game credentials must be requested online: www.sportssystem.com/Wisconsin

For more info/questions, contact **Brandon Harrison** with questions (608-279-8653). Approved credentials will be either mailed or made available at the Brand Communications Office or with the parking attendant (white vehicle) at the entrance to Lot 46 on Frances Street, one block north of the Kohl Center




GUARD

2 AJ StorrSophomore, 6-7, 205
Rockford, Ill.


GUARD

3 Connor EssegianSophomore, 6-4, 195
Fort Wayne, Ind.

GUARD

4 Kamari McGeeJunior, 6-7, 180
Racine, Wis.


FORWARD

5 Tyler WahlGrad Student, 6-9, 225
Lakeville, Minn.


GUARD

10 Isaac LindseyJunior, 6-4, 185
Mineral Point, Wis.


GUARD

11 Max KlesmitJunior, 6-4, 200
Neenah, Wis.

GUARD

12 Luke HaertleR-Freshman, 6-4, 215
Hartland, Wis.

FORWARD

14 Carter GilmoreJunior, 6-7, 232
Hartland, Wis.

GUARD

15 Isaac GardSophomore, 6-2, 165
Oregon, Wis.

FORWARD

21 Chris HodgesSophomore, 6-9, 250
Schaumburg, Ill.

FORWARD

22 Steven CrowlJunior, 7-0, 247
Eagan, Minn.

GUARD

23 Chucky HepburnJunior, 6-2, 195
Omaha, Neb.

GUARD

25 John BlackwellJunior, 6-4, 194
Bloomfield Hills, Mich.

GUARD

30 Ross CandelinoJunior, 6-5, 195
Jacksonville, Fla.


FORWARD

31 Nolan WinterFreshman, 6-11, 220
Lakeville, Minn.

GUARD

33 Jack JanickiFreshman, 6-5, 190
White Bear Lake, Minn.

FORWARD

34 Gus YaldenJunior, 6-9, 245
Appleton, Wis.

FORWARD

35 Markus IlverJunior, 6-9, 225
Tallinn, Estonia

HEAD COACH

Greg Gard

9th season at Wisconsin



ASSOC. HEAD COACH

Joe Krabbenhoft

8th season at Wisconsin



ASSISTANT COACH

Dean Oliver

7th season at Wisconsin



ASSISTANT COACH

Sharif Chambliss

3rd season at Wisconsin



STRENGTH COACH

Jim Snider

19th season at Wisconsin



ATHLETIC TRAINER

Brent Neuhardt

5th season at Wisconsin

#	NAME	POS	HT	WT	YR/ELIG	HOMETOWN (HS/LAST SCHOOL)	PRONUNCIATION
2	AJ Storr	G	6-7	205	2nd / So.	Rockford, Ill. (St. John's)	STORE
3	Connor Essegian*	G	6-4	195	2nd / So.	Fort Wayne, Ind. (Central Noble)	eh-SEE-gin
4	Kamari McGee*	G	6-0	180	3rd / Jr.	Racine, Wis. (Racine St. Catherine's)	cuh-MAR-ee
5	Tyler Wahl****	F	6-9	225	5th / Gr.	Lakeville, Minn. (North)	WALL
10	Isaac Lindsey**	G	6-4	185	4th / Jr.	Mineral Point, Wis. (UNLV)	LIN-zee
11	Max Klesmit*	G	6-4	200	4th / Jr.	Neenah, Wis. (Neenah)	KLEZ-mitt
12	Luke Haertle	G	6-4	215	2nd / R-Fr.	Hartland, Wis. (Lake Country Lutheran)	(rhymes with turtle)
14	Carter Gilmore***	F	6-7	232	4th / Jr.	Hartland, Wis. (Arrowhead)	
15	Isaac Gard*	G	6-2	165	2nd / So.	Oregon, Wis. (Oregon)	
21	Chris Hodges*	F	6-9	250	3rd / So.	Schaumburg, Ill. (Schaumburg)	
22	Steven Crowl***	F	7-0	247	4th / Jr.	Eagan, Minn. (Eastview)	(rhymes with growl)
23	Chucky Hepburn*	G	6-2	195	3rd / Jr.	Omaha, Neb. (Bellevue West)	
25	John Blackwell	G	6-4	194	1st / Fr.	Bloomfield Hills, Mich. (Brother Rice)	
30	Ross Candelino	G	6-5	195	2nd / So.	Jacksonville, Fla. (Ponte Vedra)	can-deh-LEE-no
31	Nolan Winter	F	6-11	220	1st / Fr.	Lakeville, Minn. (Lakeville North)	
33	Jack Janicki	G	6-5	190	1st / Fr.	White Bear Lake, Minn. (White Bear Lake)	juh-NICKI
34	Gus Yalden	F	6-9	245	1st / Fr.	Appleton, Wis. (La Lumiere [Ind.])	y'ALL-den
35	Markus Ilver*	F	6-9	225	3rd / Jr.	Tallinn, Estonia (Western Reserve Academy)	ILL-ver

CHARTING THE BADGERS

CAREER GAMES PLAYED

	Games	Starts	Cons.	Starts
Tyler Wahl	155	114		48
Max Klesmit	112	95		45
UW total	62	62		45
Steven Crowl	109	97		97
Chucky Hepburn	97	97		97
Carter Gilmore	93	3		0
Kamari McGee	79	21		0
UW total	49	0		0
Connor Essegian	64	19		0
AJ Storr	62	46		46
UW total	29	29		29
Markus Ilver	47	0		0
Isaac Lindsey	45	0		0
Nolan Winter	29	0		0
John Blackwell	27	0		0
Chris Hodges	21	0		0
Isaac Gard	11	0		0
Luke Haertle	9	0		0
Ross Candelino	5	0		0

DOUBLE-DIGIT POINTS

	Career	'23-24	Cons.
Tyler Wahl	62 (44-18)	19 (13-6)	1
Max Klesmit	60 (35-25)	15 (9-6)	3
UW total	28 (15-13)	15 (9-6)	3
Steven Crowl	48 (36-12)	16 (11-5)	0
Chucky Hepburn	48 (33-15)	12 (6-6)	4
Connor Essegian	26 (15-11)	2 (1-1)	0
AJ Storr	41 (25-16)	27 (16-11)	24
UW total	27 (16-11)	27 (16-11)	24
Kamari McGee	16 (2-14)	0 (0-0)	0
UW total	0 (0-0)	0 (0-0)	0
John Blackwell	11 (7-4)	11 (7-4)	0

20-POINT SCORING GAMES

	Career	'23-24	Cons.
Max Klesmit	10 (7-3)	3 (3-0)	0
UW total	3 (3-0)	3 (3-0)	0
Tyler Wahl	8 (4-4)	2 (0-2)	1
Steven Crowl	8 (6-2)	1 (0-1)	0
AJ Storr	10 (3-7)	8 (3-5)	0
UW total	8 (3-5)	8 (3-5)	0
Chucky Hepburn	5 (3-2)	1 (1-0)	0
Kamari McGee	5 (0-5)	0 (0-0)	0
Connor Essegian	2 (1-1)	0 (0-0)	0

30-POINT SCORING GAMES

	Career	'23-24	Cons.
Steven Crowl	1 (1-0)	0 (0-0)	0

DOUBLE-DIGIT REBOUNDS

	Career	'23-24	Cons.
Tyler Wahl	14 (8-6)	2 (1-1)	0
Steven Crowl	14 (9-5)	7 (4-3)	0
AJ Storr	2 (2-0)	2 (2-0)	0
Connor Essegian	1 (0-1)	0 (0-0)	0

DOUBLE-DIGIT ASSISTS

	Career	'23-24	Cons.
No Active Players	--	--	--

DOUBLE-DOUBLES

	Career	'23-24	Cons.
Tyler Wahl	9 (5-4)	0 (0-0)	0
Steven Crowl	9 (7-2)	5 (4-1)	0
AJ Storr	2 (2-0)	2 (2-0)	0
Connor Essegian	1 (0-1)	0 (0-0)	0

SERIES VS. RUTGERS

Thursday's game marks the 17th-ever meeting between Wisconsin and Rutgers in a series that began in 1949.

- UW is 10-6 all-time against the Scarlet Knights.
- Wisconsin is 5-2 for games played in Madison.
 - Rutgers won the most recent meeting in Madison, earning a 58-57 win last season.
 - The Scarlet Knights have won 2 straight games at the Kohl Center.
- Wisconsin is 7-6 against Rutgers since the Scarlet Knights joined the Big Ten in 2014-15.
- Greg Gard has gone 6-5 against Rutgers.
- Thursday marks the second of two regular-season meetings between the two this season, after Rutgers earned a 78-56 back in February at Jersey Mike's Arena in Piscataway, N.J.
- In the entire history of the series, Rutgers has topped 70 points just 4 times against Wisconsin - but all have come in 4 of the last 7 games.

LAST TIME OUT

#13 ILLINOIS 91, WISCONSIN 83

March 2 | Kohl Center | Madison, Wis.

- Despite a spirited effort, Wisconsin came up short at home against #13 Illinois, suffering a 91-83 loss at the Kohl Center on Saturday.
- The Badgers came out inspired and took an early 14-5 lead, including a 12-0 run, after a pregame ceremony featuring former UW assistant coach Howard Moore's first public appearance at the Kohl Center since a May 2019 car wreck that killed Moore's wife and daughter and left him seriously injured.
- The game featured 8 ties and 7 lead changes.
- **John Blackwell** hit a 3-pointer to tie the game at 68-all with 5:44 remaining, then the Illini went on a 13-3 run and seized control.
- Illinois won its 6th straight game overall against Wisconsin, while becoming the first team ever to win 4 straight games vs. UW at the Kohl Center.
- Wisconsin had 4 players score in double figures for the 15th time in 29 games this season.
- Graduate student **Tyler Wahl** matched his season-high with 20 points (9-14 FG), while also grabbing a team-high 7 rebounds, plus 2 assists, 1 steal, 1 block playing a team-high 39 minutes.
- Junior **Max Klesmit** finished with 16 points, while also dishing out a team-high 3 assists.
 - He's scored double figures in 3 straight games.
- Junior **Chucky Hepburn** reached double figures for the 4th consecutive game, finishing with 15 points (2-4 3FG), plus 3 assists and 3 steals.
- Sophomore **AJ Storr** scored 13 points (5-6 FT), his 24th straight game scoring in double figures.

HISTORY VS. RUTGERS

- Overall: WIS leads, 10-6
- In Madison: WIS leads, 5-2
- Gard vs. RU: 6-5
- Active Streak: RU won last 2



ALL-TIME MEETINGS (UW leads 10-6)

Date	Result	Score	Location
12/28/49	W	68-55	Iowa City
11/29/03	W	55-43	Madison
12/4/04	W	70-62	Piscataway
1/11/15	L	62-67	Piscataway
1/2/16	W	79-57	Madison
12/27/16	W	72-52	Madison
1/28/17	W	61-54+	New York
1/5/18	L	60-64	Piscataway
12/3/18	W	69-64	Madison
12/11/19	L	65-72	Piscataway
2/23/20	W	79-71	Madison
1/15/21	W	60-54	Piscataway
2/12/22	L	65-73	Madison
2/26/22	W	66-61	Piscataway
2/18/23	L	57-58	Madison
2/10/24	L	56-78	Piscataway

+ - overtime

LAST GAME VS. RUTGERS

RUTGERS 78, #11 WISCONSIN 56

Feb. 10 | Jersey Mike's Arena | Piscataway, N.J.

- Wisconsin suffered its 4th straight loss and 3rd consecutive on the road, falling 78-56 against Rutgers at Jersey Mike's Arena in Piscataway, N.J.
- UW committed 12 turnovers for the 2nd straight game (11 in the first half alone).
- Wisconsin struggled to make 3s for the third game in a row, finishing 2-for-10 from beyond the arc. In its two games prior, UW was 5-19 3FG at Michigan and 3-19 3FG vs. Purdue.
- **Connor Essegian** was a bright spot for the Badgers, scoring a season-high 15 points (3-8 3FG) while playing 23 minutes off the bench.
- **AJ Storr** scored double figures for the 19th straight game, finishing with 14 pts.
- **Steven Crowl** grabbed a team-high 13 rebounds (5 o-reb), while **Tyler Wahl** pulled down 12 boards (10 d-rebounds).

Wisconsin - 56														
Record: 15-8 (8-5)														
No.	Name	Min	FG	3P	FT	Rebounds	Assists	Steals	Blocks	Points	Plus/Minus	Shooting By Period	FT	FT%
2	Tyler Wahl	39:00	9-13	2-4	1-2	7	2	1	0	20	+18	1st 10-27 37.0%	11	55.6%
22	Steven Crowl	26:54	3-8	0-1	1-3	5	3	1	1	7	+1	2nd 6-7 85.7%	3	75.0%
2	AJ Storr	29:47	5-10	0-0	4-5	1	2	1	4	14	+2	3rd 9-11 81.8%	2	100%
11	Max Klesmit	20:40	1-7	0-0	0-0	3	3	0	0	3	+1	4th 3-5 60.0%	1	100%
33	Chucky Hepburn	33:27	0-1	2-2	0-0	3	3	2	2	2	+1	5th 1-1 100%	0	0%
3	Connor Essegian	23:53	3-8	2-2	0-0	1	1	0	0	10	+8	6th 3-5 60.0%	0	0%
31	Nolan Winter	12:12	1-1	2-2	0-0	2	1	2	5	1	+1	7th 1-1 100%	0	0%
14	Carter Gilmore	08:00	0-0	0-0	0-0	0	0	0	1	0	-6	8th 0-0 0%	0	0%
35	Markus Ilver	10:04	0-0	0-0	0-0	0	0	0	0	0	-2	9th 0-0 0%	0	0%
10	Isaac Lindsey	07:16	1-1	0-0	0-1	1	1	2	0	3	-3	10th 1-2 50.0%	0	0%
21	Chris Hodges	00:54	0-0	0-0	0-0	1	0	1	0	0	-2	11th 0-0 0%	0	0%
Team			3	1	4	0	1	0	0	12	-1	12th 3-3 100%	0	0%
Totals			19-55	5-21	13-22	25	26	14	19	55	-1	13th 12-31 38.7%	0	0%
Technical Fouls: NONE														
Rutgers - 78														
Record: 13-19 (8-7)														
No.	Name	Min	FG	3P	FT	Rebounds	Assists	Steals	Blocks	Points	Plus/Minus	Shooting By Period	FT	FT%
3	Marcus May	25:49	5-11	1-3	1-2	4	6	2	1	12	+2	1st 2-10 20.0%	1	50.0%
11	Colton Onizuka	21:11	6-11	0-0	1-2	12	13	2	4	19	+1	2nd 3-7 42.9%	0	0%
0	Derek Simpson	31:39	1-6	1-2	0-0	0	3	2	2	3	+5	3rd 3-5 60.0%	1	100%
1	Jamichael Davis	24:03	1-10	0-0	0-0	4	4	0	0	3	+0	4th 2-3 66.7%	0	0%
25	Jarrah Williams	26:42	6-10	0-1	0-0	3	5	1	0	13	+1	5th 1-1 100%	0	0%
5	Aundre Hyatt	20:00	4-9	3-6	0-0	3	3	1	1	11	+0	6th 0-0 0%	0	0%
10	Gavin Gintins	12:27	1-5	0-1	0-0	1	1	2	0	2	+0	7th 0-0 0%	0	0%
22	Emmanuel Ogburn	08:15	0-1	0-0	0-0	0	3	2	0	0	-1	8th 0-0 0%	0	0%
2	Nash Fernandez	18:12	4-6	0-0	0-0	1	1	1	1	10	+0	9th 0-0 0%	0	0%
7	Alden Terry	00:04	0-0	0-0	0-0	1	1	1	0	0	-1	10th 0-0 0%	0	0%
16	Jacobi Morales	00:04	0-0	0-0	0-0	0	0	0	0	0	-1	11th 0-0 0%	0	0%
33	Zach Hays	00:04	0-0	0-0	0-0	0	0	0	0	0	-1	12th 0-0 0%	0	0%
Team			0	2	2	0	0	0	0	0	-5	13th 0-0 0%	0	0%
Totals			30-67	10-17	1-2	30	43	18	14	78	+1	14th 3-3 100%	0	0%
Technical Fouls: Bench 2, 19:53														
Points from Turnovers														
Player	WIS	RU	Points from Turnovers	WIS	RU	Points from Turnovers	WIS	RU	Points from Turnovers	WIS	RU	Points from Turnovers	WIS	RU
Best Scoring Play	0:17 (42-4)	0:17 (22-2)	1	1	1	1	1	1	1	1	1	1	1	1
Lead Changes	0	0	0	0	0	0	0	0	0	0	0	0	0	0
Times Tied	0	0	0	0	0	0	0	0	0	0	0	0	0	0
Time with Lead	00:00	39:50	0	0	0	0	0	0	0	0	0	0	0	0

CHARTING THE BADGERS

LED UW IN SCORING

	2023-24	Career
Tyler Wahl	8 (6-2)	18 (13-5)
Steven Crowl	5 (4-1)	16 (14-2)
Chucky Hepburn	3 (2-1)	14 (7-7)
AJ Storr	9 (4-5)	9 (4-5)
Connor Essegian	1 (0-1)	8 (4-4)
Max Klesmit	4 (4-0)	6 (5-1)
John Blackwell	2 (1-1)	2 (1-1)

Record in those contests in parentheses

LED UW IN REBOUNDING

	2023-24	Career
Steven Crowl	17 (11-6)	41 (26-15)
Tyler Wahl	6 (3-3)	37 (24-13)
John Blackwell	3 (2-1)	3 (2-1)
AJ Storr	3 (3-0)	3 (2-0)
Connor Essegian	0 (0-0)	2 (0-2)
Chucky Hepburn	2 (0-2)	2 (0-2)
Nolan Winter	1 (1-0)	1 (1-0)
Isaac Lindsey	0 (0-0)	1 (0-1)
Max Klesmit	0 (0-0)	1 (0-1)

Record in those contests in parentheses

LED UW IN ASSISTS

	2023-24	Career
Chucky Hepburn	19 (12-7)	53 (33-20)
Tyler Wahl	4 (1-3)	27 (18-9)
Steven Crowl	7 (6-1)	24 (18-6)
Max Klesmit	4 (1-3)	6 (2-4)
John Blackwell	1 (1-0)	1 (1-0)
Connor Essegian	0 (0-0)	1 (1-0)
Carter Gilmore	0 (0-0)	1 (0-1)

Record in those contests in parentheses

LED UW IN MINUTES

	2023-24	Career
Chucky Hepburn	17 (10-7)	30 (18-12)
Tyler Wahl	1 (0-1)	15 (9-6)
Max Klesmit	5 (3-2)	14 (10-4)
Steven Crowl	3 (3-0)	8 (4-4)
Connor Essegian	0 (0-0)	3 (1-2)
AJ Storr	3 (2-1)	3 (2-1)
Carter Gilmore	0 (0-0)	1 (0-1)

Record in those contests in parentheses

2023-24 LINEUP RECORD

Hepburn, Klesmit, Storr, Wahl, Crowl . . . 18-11

ACTIVE WIN/LOSS STREAKS

Overall	Lost 2
Vs. Unranked teams (AP)	Lost 1
Vs. Ranked teams (AP)	Lost 3
At Home	Lost 1
At Home vs. Big Ten	Lost 1
At Home vs. ranked Big Ten	Lost 3
At Home vs. unranked Big Ten	Won 9
At Home vs. non-conference	Won 5
At Home vs. ranked opp.	Lost 2
On Road	Lost 5
On Road vs. Big Ten	Lost 5
On Road vs. ranked opp.	Lost 1
On Road vs. unranked opp.	Lost 5
Neutral	Won 2
Neutral vs. ranked opp.	Won 1
Neutral vs. unranked opp.	Won 1

WALL-TO-‘WAHL’ PLAYER

“Tyler Wahl has become one of the tougher matchups in the Big Ten. He’s experienced, he can play all around the court, and he can score in a variety of ways.” - Andy Katz, Big Ten Network

- A two-time Big Ten champion, **Tyler Wahl** (155 games, 114 starts) has developed into one of the Big Ten’s most versatile players.
- Wahl ranks 2nd for UW in scoring (11.8 ppg), 2nd in rebounding (5.8 rpg), while also 1st in blocks, 2nd in steals and 3rd in assists.
- Versatility is key to what Wahl brings to the Badgers. Earlier this season, he became **just the 6th player in program history** with 1,000+ points, 600+ rebounds and 200+ assists.

All-Time Badgers with 1,000+ pts, 500+ reb, 200+ ast

Name (Years)	PTS	REB	AST
Alando Tucker (2002-07)	2,217	769	213
Michael Finley (1991-95)	2,147	648	371
Ethan Happ (2015-19)	2,130	1,217	423
Nigel Hayes (2013-17)	1,857	802	319
Mike Wilkinson (2001-05)	1,532	856	222
Tyler Wahl (2019-Pres.)	1,310	772	254

- In his fifth year of eligibility, Wahl’s name is all over the Wisconsin annals and records (pg 10):
 - Wahl has now played in 155 games, which ranks 2nd in school history (Davison, 1st: 161).
 - Wahl has played in a total of 102 wins, which ranks 5th-most in school history. (4th is 112)
- Wahl had one of his best games of the season vs. #2 Purdue (2/4/24), leading the Badgers in all five major statistical categories: 20 pts (10-16 FG), 7 reb, 5 ast, 3 stl and 2 blk.
- **Wahl became just the 4th Big Ten player since 2009-10** to post at least 20+ pts, 7+ reb, 5+ ast, 3+ stl and 2+ blks in a game.

B1G Players w/ 20+pt, 7+rb, 5+as, 3+st, 2+bk (since 2009-10)

Year	Player	Opponent
2024	Tyler Wahl (WIS)	Purdue
2023	Trayce Jackson-Davis (IND)	Maryland
2010	JaJuan Johnson (PUR)	Oakland
2010	Evan Turner (OSU)	at Penn St

- He’s **1 of only 2 major conference players this season** to record those minimums in a game, joined by Kevin McCullar of Kansas (11/20/23).
- In Big Ten play, Wahl has been even better averaging 12.2 points (57.9% FG, 70.0% FT), 5.9 boards and 2.1 assists per game.
- Wahl is shooting 57.9% FG in Big Ten play, which ranks 3rd-best in league games:

Highest FG% in B1G Play This Season (min. 130 FGA)

Player	Team	FG%
1. Zach Edey	Purdue	63.6%
2. Kel’el Ware	Indiana	61.4%
3. Tyler Wahl	Wisconsin	57.9%
4. Nicholas Kern	Penn State	57.7%
5. Malik Hall	Michigan State	57.0%

* Through March 4, 2024

- Wahl has scored in double figures 14 of the last 20 games, averaging 12.4 points (57.8% FG), plus 5.7 rebounds and 2.0 assists per game.
- Tournament MVP of the Fort Myers Tip-Off, Wahl averaged 11.5 points and 8.0 rebounds per game in the two-game tournament.

BALANCED BADGER OFFENSE

- Wisconsin boasts one of the nation’s best offenses, ranking 16th in the NCAA in offensive efficiency per KenPom.com.
- UW’s 119.7 adjusted offensive efficiency is on pace to go down as the school’s 4th-highest mark since KenPom began tracking in 1999.

Best Adjusted Off. Efficiency, Wisconsin (since 1999)

Season	Adj.O	Record	Postseason
2014-15	129.0	36-4	National Finals
2010-11	122.3	25-9	Sweet 16
2013-14	120.0	30-8	Final Four
2023-24	119.7	16-7	???

- Wisconsin’s scoring average this season (74.4 ppg) **is on pace for its highest scoring average since 1993-94** when they put up 77.9 ppg. That team was led by NBA All-Star Michael Finley in Stu Jackson’s final season as coach.
- From Dec. 14 to Jan. 19, UW had a streak of 12 consecutive games scoring at least 70 points. That was the team’s longest such streak since a 13-game run in the 1970-71 season.
- UW has scored 70+ in 18 of its last 23 games.
- The Badgers’ offense this season is even more impressive considering the gains from last year:

Wisconsin Offensive Comparison

	2022-23	2023-24
KenPom O-Effic Rank	140th	16th
PPG	65.3	74.4
FG Pct.	.414	.464
2-Pt FG Pct.	.463	.529
3 FG Pct.	.342	.340
FT Pct.	.691	.763
FTAs per game	14.3	19.9
Rebounding margin	-3.4	+3.8
O-Reb. per game	7.9	9.9

- Wisconsin boasts 6 players averaging 7.9+ ppg.
- This season, 4 or more players have scored in double figures in 15 of 29 games. Last season, that happened in 12 times in 35 games.
- UW has had 5 players score in double figures in 4 games this season.
- For UW, seven different Badgers have **led the team scoring in a game**. Connor Essegian became #7 with a team-high 15 pts at Rutgers.
- The Badgers have just three players averaging over 29.0 minutes per game (Hepburn, 33.2; Crowl, 29.0; Klesmit, 29.2). Comparing that to last year, Wisconsin had four players averaging over 30.0 minutes per game.
- This season, UW is 12-6 when out-scoring its opponent in the paint. Through 29 games, Wisconsin is out-scoring opponents by 5.5 points per game in the lane (34.4 to 28.9).
- Wisconsin has taken care of the ball and ranks 4th in the Big Ten (avg 9.8 TOs/game).
- UW has had less than 10 TOs in 16 of 29 games.
- UW has had 5 or less TOs in 3 games this year.
- Individually, **Chucky Hepburn** is maintaining a 3.2 assist-to-turnover ratio (109 ast, 34 TOs), which ranks 2nd in the Big Ten and 6th among major conference players this season.

QUALITY COMPETITION & RESUME

With March Madness just days away, Wisconsin has built one of the nation's best resumes. Headlined by a daunting non-conference schedule, the Badgers have wins away from home, plus a successful start to Big Ten play.

- Wisconsin is at #23 in the NET Rankings (through games March 5), going 6-7 in Quad 1 games and 12-11 in Quad 1+2 contests.
- The Badgers are 1 of 15 teams in the country with 6 or more Quad 1 wins this season.
- UW is 1 of 11 schools in the country with 12+ Quad 1+2 wins: Purdue (17), UConn (15), Creighton (14), Houston (14), Arizona (13), Baylor (13), Kansas (12), Marquette (12), North Carolina (12), Tennessee (12), Wisconsin (12).
- UW owns 11 wins over teams in the NET top 75: Iowa, Marquette, Maryland, MSU (x2), Nebraska, Northwestern, Ohio State (x2), SMU and Virginia.
- In fact, UW never trailed in 6 of those 11 wins.
- Wisconsin has faced the 6th-toughest schedule in the country this season, according to KenPom.
- Of UW's 11-game non-conference schedule, six games fall into the Quad 1/2 category.
- The Badgers rank #22 in the KenPom rankings (through March 5) with the #16 most efficient offense in the country and #61 defense.

ON THE REBOUND

Wisconsin has made dramatic strides in the rebounding department from a season ago. Last year, UW owned a -3.4 overall margin on the glass, getting out-rebounded 31.7 to 35.1. Through 29 games this season, UW is +3.8 on the glass.

- Last season, Wisconsin was out-rebounded in 24 games, including 14 of its 15 losses. This season, the Badgers have out-rebounded 19 of 29 foes, going 16-3 in such games.
- In wins, the Badgers have held a +7.6 edge in rebounding (34.7 to 27.1), while conversely in losses Wisconsin has been out-rebounded by a -2.3 margin. (32.5 to 34.8).
- On the offensive glass, Wisconsin is grabbing 9.9 offensive rebounds per game, while its opposition is averaging 7.3 o-boards per game.
- UW is grabbing 2 more offensive rebounds per game than a season ago, going from 7.9 to 9.9.
- Individually, Steven Crawl ranks 4th in the Big Ten grabbing 2.5 o-rebounds/game.
- Crawl has tallied 5 double-doubles with points-rebounds this season, and ranks 6th in the Big Ten grabbing 7.7 boards per game.
- His most recent double-double was at home vs. Ohio State (2/13/24) with 16 pts and 10 reb.

GARD HITS 100 BIG TEN WINS

In his 9th season as head coach, Greg Gard has led Wisconsin to Big Ten titles in 2 of the last 4 seasons and sustained UW's strong winning culture.

- Gard has guided the Badgers to a record of 182-104 (.636), the 4th-highest win total and 3rd-highest win percentage in UW annals.

Best Win Pct, Wisconsin Coaches (min. 50 wins)

Coch (School, Years)	Record	Pct.
1. Bo Ryan (2002-15)	364-130	.737
2. Walter Meanwell (1912-17, '21-34)	246-99	.712
3. Greg Gard (2016-present)	182-104	.636
4. Dick Bennett (1996-2000)	94-68	.580
5. Bud Foster (1935-59)	265-267	.498

- **Greg Gard** earned Big Ten win No. 100 earlier this season at Minnesota (Jan. 23), becoming the 23rd coach in conference history (and 4th Badger) to reach the century mark.
- Gard became the 6th-fastest coach to 100 Big Ten wins in the last 50 years, reaching the milestone with a conference record of 100-62.

FASTEST COACHES TO 100 BIG WINS (LAST 50 YEARS)

GMS	Coch (School)	Record at 100 wins
135	Bob Knight (IND)	100-35 (.741)
140	Bo Ryan (WIS)	100-40 (.714)
141	Thad Matta (OSU)	100-41 (.709)
143	Tom Izzo (MSU)	100-43 (.699)
144	Gene Keady (PUR)	100-44 (.694)
162	GREG GARD (WIS)	100-62 (.617)
173	Matt Painter (PUR)	100-73 (.578)
183	John Beilein (MICH)	100-83 (.546)
185	Tom Davis (IOWA)	100-85 (.541)

- Gard's 59.9% conference win percentage ranks 8th-best among Big Ten coaches of the last 40 years (since 1980).

Best Win %, B1G Coaches w/ 50+ Wins (since 1980)

Coch (School, Years)	Record	Pct.
1. Bo Ryan, WIS (2002-15)	172-68	.717
2. Bob Knight, IND (1972-2000)	353-151	.700
3. Tom Izzo, MSU (1995-)	342-169	.669
4. Thad Matta, OSU (2005-17)	150-78	.658
5. Matt Painter, PUR (2005-)	223-123	.645
6. Mark Turgeon, MD (2015-21)	90-50	.643
7. Gene Keady, PUR (1981-05)	265-169	.611
8. Greg Gard, WIS (2016-)	103-69	.599

* Through March 4, 2024

- In all, Gard has led teams to 4 of the top 18 winningest seasons in program history:

Wisconsin Record Book, Single-Season Wins

1. 36	2014-15	11. 24	2002-03
2. 31	2007-08	24	2009-10
3. 30	2006-07	13. 23	2018-19
30	2013-14	23	2012-12
5. 27	2016-17	15. 22	2015-16
6. 26	2011-12	22	1998-99
7. 25	2004-05	22	1999-00
8. 25	2021-22	18. 21	2019-20
25	2010-11		
25	2003-04		

- Wisconsin has claimed 11 wins over top-10 teams under head coach **Greg Gard**, which includes 7 wins under Gard over top-5 teams.
- Impressively, 6 of UW's 11 top-10 wins under Gard have come away from home.

SITUATIONAL RECORDS

	2023-24	Under Gard
Ahead at the half	16-2	147-18
Behind at the half	1-9	27-81
Tied at the half	1-0	7-5
FG% of .450 or more	12-4	99-18
FG% less than .450	6-7	82-86
Better FG% than opp.	15-1	140-14
Worse FG% than opp.	2-10	39-87
Same FG% as opp.	1-0	3-3
Opp. FG% less than 45%	11-2	136-36
3FG% of 40% or more	7-3	80-15
3FG% less than 40%	11-8	100-89
Try more than 20 3FGs	8-5	97-66
Try 20 or fewer 3FGs	10-6	84-37
Make at least 70% FT	14-4	112-45
Try at least 20 FTs	9-5	76-22
Try fewer than 20 FTs	9-6	103-81
Out-rebound opponent	16-3	111-26
Tied or out-rebounded	2-8	70-78
Same or fewer TOs than opp.	11-7	137-67
More TOs than opp.	7-4	44-37
Commit fewer than 12 TOs	12-6	141-67
Commit 12 or more TOs	6-5	41-36
Score fewer than 50 points	0-0	2-4
Score 50-59 points	0-2	8-40
Score 60-69 points	4-2	59-36
Score 70-79 points	8-4	66-18
Score 80-89 points	4-3	37-6
Score 90 or more pts.	2-0	9-0
Allow fewer than 50 pts.	2-0	25-1
Allow 50-59 pts.	4-0	54-10
Allow 60-69 pts.	7-0	73-34
Allow 70-79 pts.	5-5	26-38
Allow 80-89 pts.	0-4	3-18
Allow 90 or more pts.	0-2	0-3
Overtime	0-0	10-7
vs. AP Top 25 opponents	2-4	29-44
vs. AP Top 25 opp. at home	1-3	15-15
Home games	13-3	108-33
Road games	3-8	50-50
Neutral site games	2-0	24-21
Day games	3-5	53-38
Night games	15-6	128-66

GAMES DECIDED BY

3 points or less	1-1	26-19
4-5 points	1-3	29-21
6-10 points	4-4	40-30
11-19 points	8-1	49-27
20 or more points	4-2	38-5

TELEVISED GAMES

Big Ten Network	8-6	89-30
Big Ten Plus (BIG+)	2-0	7-0
CBS	0-1	11-13
CBS Sports Network	0-0	0-1
ESPN	0-1	18-16
ESPN2	0-0	19-12
ESPNU	0-0	1-3
ESPN+	0-0	3-1
FOX	1-0	4-6
FS1	4-1	20-16
Peacock	3-2	3-2
TBS	0-0	1-3
TNT	0-0	2-1

BO FOR THE NAISMITH 'HALL'

Former Wisconsin head coach **Bo Ryan** is up for consideration to be enshrined among the best in basketball, announced in February among eligible finalists for the Naismith Basketball Hall of Fame Class of 2024.

This hall of fame call is overdue.

- 32 seasons as head coach (1984-2015)
- 747-233 (.762) all-time record

The winningest coach in Wisconsin history with a record of 364-130 (.737), Ryan led the Badgers to **seven Big Ten championships**. Ryan guided UW to **14 consecutive NCAA tournament appearances**, including seven Sweet 16s, three Elite Eights, **back-to-back Final Fours** and the 2015 national championship game. Ryan was a **four-time Big Ten Coach of the Year** award winner.

The 34th NCAA coach to reach the 700-win plateau, Ryan also coached at UW-Milwaukee (1999-2000) and UW-Platteville (1984-1999), where his team won **four NCAA Division III championships** (1991, 1995, 1998, 1999). Ryan is a member of eight halls of fames, including his 2017 induction into the National Collegiate Basketball Hall of Fame.

UNIVERSITY OF WISCONSIN

- 364-130 (.737) overall record
- 172-68 (.717) in Big Ten play
 - Best in conference history.
- 7 Big Ten championships
- 14 NCAA tournaments in 14 seasons
 - 7 Sweet 16s, 3 Elite Eights, 2 Final Fours, 1 national championship runner-up
- 2x National Coach of the Year (2x finalist)
- 4x Big Ten Coach of the Year

UNIVERSITY OF WISCONSIN-PLATTEVILLE

- Led the winningest NCAA men's basketball team of the 1990s (all divisions) with a 266-26 (.908) record.
- Won 4 national championships (1991, 1995, 1998 and 1999)
- Won eight WIAC titles

**SOMETHING IN STORR**

Sophomore transfer **AJ Storr** has been an instant fit since arriving at Wisconsin.

- A BIG EAST All-Freshman honoree last year at St. John's, Storr leads the Badgers averaging 16.1 points per game (ranks 10th in Big Ten).
- Storr has led UW in scoring in 9 games.
- He's scored 20+ points in 4 of the last 10 games - 8 times total this season (10x career).
- In Big Ten play, Storr's production increases to 17.1 points (7th in B1G), 43.9% FG, 79.8% FT.
- He has scored in double figures in 27 of 29 games this season, including 24 straight games.
- It marks the longest such streak by a Badger since Ethan Happ did so in 42 straight games (over the final 24 games of the 2018-19 season and through the first 18 games of the 2019-20 season).

- Storr has one of the Big Ten's longest active streaks of scoring in double figures:

B1G longest active streaks scoring 10+ pts (thru March 4)

Name	Team	Games
1. Zach Edey	Purdue	79
2. Terrence Shannon Jr.	Illinois	33
3. Jahmir Young	Maryland	25
4. AJ Storr	Wisconsin	24

- Storr is among the Big Ten's best newcomers:

Most PPG by Big Ten newcomers (through games March 4)

Name	Team	PPG
1. AJ Storr	Wisconsin	16.1
2. Marcus Domask	Illinois	16.0
3. Kel'el Ware	Indiana	15.3
4. Oliver Nkamhoua	Michigan	14.8
5. Ben Krikke	Iowa	13.9

- Storr ranks 9th in the Big Ten shooting 82.0% from the free throw line, going 100-for-122.
- Storr has been better on the glass as of late, grabbing 5.6 rebounds over the last 5 games (UW leading rebounder in 2 of those 5 games).
- That includes matching a career high with 12 rebounds in UW's win vs. Ohio State (2/13/24).
- UW is 3-0 when Storr leads the team in rebounding.
- Storr scored a career-high 29 points against Chicago State on Dec. 22, surpassing his previous high of 23 points while playing at St. John's (Jan. 25, 2023 at Creighton).
- In 2 games against Michigan State this season, Storr averaged 25.0 points per game - including a game-high 28 points last Friday.
- Storr became the first Badger to score in double figures in each of his first 3 games since NBA Draft lottery pick Devin Harris did so in each of his first four games (2001-02 season).
- In his Wisconsin debut, Storr scored 15 points - the most by a non-freshman in his UW debut since at least 2000.
- Last season, Storr played in all 33 games as a true freshman for St. John's. He started the final 17 games, scoring in double figures 11 times during that stretch averaging 11.8 ppg.

BIG TEN BEASTS

- At 10-8 in league play, Wisconsin has now hit double-digit Big Ten wins in 20 of the last 23 seasons. **No other team can make that claim.**
- Wisconsin has won 12+ B1G games in 11 of last 14 seasons, the most of any Big Ten team.
- Since 2001-02 when Bo Ryan and Greg Gard arrived in Madison, **UW has the most Big Ten wins and best win pct.** at 275-137 (.668).

Best B1G Win%, Since 2001-02 (since 2001-02)

Team	W-L	Pct.
1. Wisconsin	275-137	.668
2. Michigan State	269-142	.655
3. Purdue	247-162	.604
4. Ohio State	243-170	.588
5. Maryland	106-83	.561

* Through March 4, 2024

- Wisconsin won a share of the 2022 Big Ten title, marking UW's 2nd league title in the last 5 seasons and the 20th in school history.
- With 2 Big Ten titles during his tenure, Greg Gard joins Tom Izzo (10) and Matt Painter (5) as the only active coaches with multiple titles.
- The Badgers (20 titles) trail only Purdue (26) and Indiana (22) for most conference titles.
- UW has won 6 Big Ten regular season titles since 2002 (02-03-08-15-20-22), matching MSU (6) for most titles during that span.

Most Big Ten Regular Season Championships

School	B1G Titles	Since 2002	Last
1. Purdue	26	4	2024
2. Indiana	22	3	2016
3. Wisconsin	20	6	2022
Ohio State	20	5	2012
5. Illinois	18	4	2022

TAKING WHAT'S FREE

One of the staples of the Wisconsin program is getting to the free throw line and capitalizing.

- Wisconsin ranks 3rd in the Big Ten in free throw percentage (441-for-578, 76.3%).
- UW is averaging 19.9 free throw attempts per game. Compared to last season, the Badgers are **attempting 5.6 more FTs per game this season** (14.3 FTAs per game in 2022-23).
- Wisconsin has nearly **MADE** as many free throws as its opponents have attempted. UW has made 441 FTs, and its foes have 508 FTAs.
- Wisconsin is 76-22 under head coach **Greg Gard** when attempting at least 20 free throws.
 - This season, Wisconsin is 8-1 when attempting at least 25 free throws in a game.
- UW is 112-45 under Gard when making at least 70% of its free throws (14-4 this season).
- Wisconsin went 28-for-31 (90.3%) at the line vs. Maryland (2/20/24). UW's 28 made FTs is a season high and the most since going 28-37 (.757) vs. Indiana on Jan. 26, 2016.
- UW's 90.3% at the line is the team's highest FT% with at least 30 FTAs since going 28-for-31 against Indiana on Feb. 3, 2015.
- UW has been perfect at the free throw line twice: 12-for-12 at Providence, 14-for-14 at Michigan St.

CHUCKY AT THE POINT OF IT

- "He's the consummate team player... The scoring is down, but the winning is up."* - Greg Gard
- A Big Ten All-Freshman honoree and All-B1G honorable mention last season, **Chucky Hepburn** has started every game of his career (97 games) since arriving at Wisconsin.
 - Not relied on as heavily to score as last season, Hepburn's overall year-over-year improvement has been noticeable so far this season:

Hepburn's Year-Over-Year Comparison		
	2022-23	2023-24
PPG	12.2	8.8
FG Pct.	.377	.406
2-Pt FG Pct.	.357	.487
3 FG Pct.	.405	.310
FT Pct.	.718	.730
Assists Per Game	2.8	3.8
Assist-to-Turnover Ratio	1.90	3.21

- Hepburn is heating up offensively, however, scoring in double figures in 6 of the last 9 games. During this stretch, he's averaging 11.8 points while shooting 47.4% FG, plus 4.3 rebounds, 3.7 assists and 2.2 steals per game.
- He's maintaining an impressive 3.21 assist-to-turnover ratio (109 ast to 34 TOs) this season.
 - That ranks 2nd among Big Ten point guards this season (min. 3.5 APG) and 6th-best in the country among major conference players.
 - Finished with **ZERO** turnovers in 7 games this year, including 3 of the last 5 games (2 of last 3).
 - Hepburn's assist-to-turnover ratio this season would rank top 5 in school history.
- Hepburn's 2.28 career assist-to-turnover ratio would rank 3rd-best in school history.

Best Career Assist-to-Turnover Ratio at Wisconsin		
Player	Years	Ratio (Ast-TO)
1. Jordan Taylor	2009-12	3.01 (464-154)
2. Mike Kelley	1998-01	2.57 (344-134)
3. Chucky Hepburn	2021-Pres.	2.28 (285-125)
4. Josh Gasser	2011-15	2.25 (284-126)
5. D'Mitrik Trice	2017-21	2.11 (430-204)

- Hepburn is looking to become the first Badger to average at least 4.0 assists per game in a season since D'Mitrik Trice (4.2 apg) in 2019-20.
 - In fact, Hepburn is in contention to join a notable list and become just the 7th Badger since 1992-93 to average 4.0 apg in a season:

Badgers to average 4.0 assists per game (since 1992-93)		
Name	APG	Season
Tracy Webster	6.4	1992-93
Tracy Webster	5.9	1993-94
Michael Finley	4.0	1994-95
Devin Harris	4.4	2003-04
Jordan Taylor	4.7	2010-11
Jordan Taylor	4.1	2011-12
Ethan Happ	4.5	2018-19
D'Mitrik Trice	4.2	2019-20
Chucky Hepburn	3.8	2023-24

- On the season, **Hepburn has more steals (60) than he does turnovers (34)**.
- Defensively this season, Hepburn is averaging 2.1 steals per game (ranks 2nd in the Big Ten).

BIG THINGS FROM 'BIG STEVE'

The development of **Steven Crowl** has seen an upward trajectory during his career at Wisconsin. The junior big man averaged 0.7 points per game as a freshman, 8.8 ppg as a sophomore, and starred last year averaging 12.1 ppg and 6.9 rpg.

- This season, Crowl is a leading contributor for UW, ranking 1st in rebounds (7.6 rpg), 2nd in assists (2.1 apg) and 3rd in scoring (10.9 ppg).

Crowl's Year-Over-Year Comparison			
	2021-22	2023-24	2023-24
PPG	8.8	12.1	10.9
FG Pct.	.496	.510	.553
2-Pt FG Pct.	.595	.582	.579
3 FG Pct.	.317	.307	.436
Reb. Per Game	4.4	6.9	7.6
O-Reb.Per Game	1.5	1.5	2.5
Assists Per Game	1.5	2.5	2.1

- Crowl has been selective and effective from beyond the arc, making 17-of-39 (.436) from 3.
- This season especially, Crowl has attacked the glass and rebounded with regularity. He ranks 6th in the Big Ten grabbing 7.6 boards/game.
 - Crowl ranks 4th in the Big Ten in offensive rebounds (2.5 offensive rebounds/game).
 - 3+ offensive rebounds in 13 of 29 games.
- A skilled passer at his size, Crowl is averaging 2.1 assists per game this year. With 196 in his career, **Crowl holds the Big Ten's top mark for career assists by a 7-footer since 2002-03:**

Most Career Assists by B1G 7-Footers Since 2002-03		
Name	Team	Assists
1. Steven Crowl	Wisconsin	196
2. Frank Kaminsky	Wisconsin	188
3. Alex Olah	Maryland	171
4. Hunter Dickinson	Michigan	148
5. Zach Edey	Purdue	140

- Crowl has recorded 5 double-doubles this season and has a total of 9 in his career.
- He's scored in double figures in 16 of 29 games, and led UW in scoring in 5 games this season. The Badgers are 4-1 in those games.
 - Crowl has led UW in scoring in 16 career games. UW is 14-2 when Crowl is team's leading scorer.

2023-24 BIG TEN STANDINGS

Team	Conf.	Overall
Purdue (#3)	16-3	27-3
Illinois (#12)	13-6	22-8
Northwestern	11-7	20-9
Nebraska	11-8	21-9
Wisconsin	10-8	18-11
Iowa	10-9	18-12
Minnesota	9-9	18-11
Michigan State	9-9	17-12
Indiana	8-10	16-13
Ohio State	8-11	18-12
Penn State	8-11	14-16
Rutgers	7-11	15-14
Maryland	7-12	15-15
Michigan	3-16	8-22

RECORDS THROUGH MARCH 5, 2024

AP TOP 25 (WEEK 18 - 3/4/24)

Team	Record	Points
1 Houston (52)	26-3	1539
2 UConn (6)	26-3	1462
3 Purdue (4)	26-3	1459
4 Tennessee	23-6	1364
5 Arizona	23-6	1252
6 Iowa State	23-6	1212
7 North Carolina	23-6	1201
8 Marquette	22-7	1056
9 Duke	23-6	1051
10 Creighton	22-8	983
11 Baylor	21-8	901
12 Illinois	22-7	834
13 Auburn	22-7	746
14 Kansas	21-8	723
15 Kentucky	21-8	711
16 Alabama	20-9	592
17 South Carolina	24-5	579
18 Washington State	23-7	484
19 Gonzaga	24-6	396
20 BYU	21-8	343
21 San Diego State	22-7	338
22 Utah State	24-5	285
23 Saint Mary's	24-7	268
24 South Florida	22-5	154
25 Dayton	22-6	50

Others receiving votes:
Nevada 42, Florida 39, Boise St. 26, Texas 10, Texas Tech 10, Indiana St 9, Appalachian St 6, New Mexico 5, FAU 4, James Madison 4, Princeton 3, Michigan St. 2, Villanova 2, Colorado St. 2, McNeese St. 2, Richmond 1.

UW IN THE AP TOP 25

Dec. 4	23
Dec. 11	23
Dec. 18	24
Dec. 25	23
Jan. 1	21
Jan. 8	15
Jan. 15	11
Jan. 22	13
Jan. 29	6
Feb. 5	11
Feb. 12	20
Feb. 19	RV
Feb. 26	RV

QUICK FACTS

University of Wisconsin
Madison, WI 53711



Founded	1848
Enrollment	50,662
Nickname	Badgers
School Colors	Cardinal and White
Affiliation	NCAA Division I
Conference	Big Ten
Chancellor	Jennifer Mnookin
Director of Athletics	Chris McIntosh
Website	UWBadgers.com
X/Twitter	@BadgerMBB
Instagram	badgermbb
Facebook	/WisconsinMensBasketball

HEAD COACH - GREG GARD

Seasons	9th at Wisconsin / 9th overall
Overall Record	182-104 (.636)
Record at Wisconsin	Same
Big Ten Record	103-69 (.599)
NCAA Tourn. Record	6-5 (.556)
	5 Appearances

KOHL CENTER

Opened	Jan. 17, 1998
Capacity	17,287
Student Section	AreaRED
Record at Kohl Center	359-70 (.837)
Gard record at Kohl Center	108-33 (.766)

ALL-TIME RECORD

126th season of Wisconsin Basketball
Years: 1898 to present
Overall Record: 1,720-1,268-1 (.576)
NCAA Tournament Record: 40-25 (.615)
Big Ten Tournament Record: 26-22 (.542)

BIG TEN CHAMPIONSHIPS (20)

Titles: 1907, 1908, 1912, 1913, 1914, 1916, 1918, 1921, 1923, 1924, 1929, 1935, 1941, 1947, 2002, 2003, 2008, 2015, 2020, 2022

BIG TEN TOURNAMENT TITLES (3)

Titles: 2004, 2008, 2015

NCAA TOURNAMENT HISTORY

Appearances (26): 1941, 1947, 1994, 1997, 1999, 2000, 2001, 2002, 2003, 2004, 2005, 2006, 2007, 2008, 2009, 2010, 2011, 2012, 2013, 2014, 2015, 2016, 2017, 2019, 2021, 2022

National Championship: 1941

Final Four (4): 1941, 2000, 2014, 2015

Elite Eight (6): 1941, 1947, 2000, 2005, 2014, 2015

Sweet 16 (11): 1941, 2000, 2003, 2005, 2008, 2011, 2012, 2014, 2015, 2016, 2017

TURNING IT UP TO THE 'MAX'

Junior **Max Klesmit** has proved an offensive threat since January, averaging 12 ppg, shooting 45.8% FG and 41.7% from 3FG since the new year.

- Max Klesmit has scored double figures 15 times this season (3 straight and 6 of last 10).
 - He's scored 20+ points in 3 games (UW 3-0).
 - He's led UW in scoring in 4 games (UW 4-0).
- Klesmit scored 26 points (8-11 FG, 5-7 3FG) vs. Indiana (1/19/24), his most as a Badger.
 - His 5 triples matched his career high, and marked the 4th time he's done so as a Badger.
 - That included a stretch where Klesmit scored 20 straight points in a span of 4.5 minutes. That's the 2nd-longest personal scoring run by a major conference player since at least 2018-19:

Most Consecutive Individual Pts Since 2018-19:

Player (Team)	Pts	Date/Opp.
Dashawn Davis (Oregon St)	21	2/24/22 vs. USC
Max Klesmit (Wisconsin)	20	1/19/24 vs. Indiana
D'Mitrik Trice (Wisconsin)	19	2/27/21 vs. Illinois
Kam Jones (Marquette)	18	3/17/23 vs. Vermont*
Jamison Battle (Minnesota)	18	3/2/22 at Maryland

*neutral site game

- In UW's home win vs. Northwestern, Klesmit dropped 24 points on 9-for-13 shooting, including 5-7 from beyond the arc.
- Klesmit registered 18 points in UW's win at Ohio State, all coming in the second half alone.
 - 12 points in the final 5:16 of the game alone.
- Facing #3 Marquette in December, Klesmit scored a game-high 21 points (all 1H) - the most of his UW career. The Neenah, Wis., native shot 6-for-12 FG (5-10 3FG), (4-4 FG).
- Earlier this year, Klesmit eclipsed 1,000 career points (617 pts in two seasons at Wofford). His current career total is at **1,180 career points**.

JOHNNY B. GOOD

True freshman **John Blackwell** has earned himself early minutes in a veteran-laden rotation for UW.

- A 3x Big Ten Freshman of the Week honoree, Blackwell is the first Badger to be recognized three times since Ethan Happ (2015-16).
- The Bloomfield Hills, Mich. native is averaging 7.9 ppg with double figures in 11 of 27 games.
 - Blackwell has led UW in scoring in 2 games.
- Blackwell ranks 4th among Big Ten freshmen in scoring so far this season:

Big Ten Freshmen Scoring Leaders (through March 4)

Name	Team	PPG
1. Mackenzie Mgbako	Indiana	12.0
2. Cam Christie	Minnesota	11.9
3. Owen Freeman	Iowa	10.7
4. John Blackwell	Wisconsin	7.9
5. DeShawn Harris-Smith	Maryland	7.1

- Getting to the free throw line with regularity, Blackwell is 61-for-73 (.836) at the stripe.
- Blackwell played a key role in UW winning the 2023 Fort Myers Tip-Off, averaging 10.0 ppg and 6.5 rpg in the two-game tournament.

REGULARS OF 'THE BIG DANCE'

While Wisconsin missed the NCAA tournament last season, it's been one of the most consistent programs to make "The Big Dance" over the past two and a half decades.

- Wisconsin is 1 of 5 schools to participate in 22 of last 24 NCAA tournaments, joining Kansas, Duke, Michigan State and Gonzaga.
- Under Gard, the Badgers have appeared in 5 NCAA tournaments reaching a pair of Sweet 16s. As the 2020 Big Ten champions, the Badgers also would have participated in the canceled 2020 Big Dance.

NCAA Tournament Appearances (last 24 championships, since 1999)

Team	Appearances
Kansas.....	24
Michigan State.....	24
Gonzaga.....	24
Duke.....	23
Wisconsin.....	22
Kentucky and Texas ...	21

- That stretch includes a run of 19 consecutive NCAA tournament appearances for Wisconsin (1999-2017), which ranks as the 6th-longest streak in NCAA history.
 - The only such streaks longer than Wisconsin are Kansas (33, active), North Carolina (27, 1975-01), Duke (24, 1996-19), Michigan State (25, active), Gonzaga (24, active).
 - The Badgers are 40-25 (.615) all-time in the NCAA tournament, advancing to 4 Final Fours and winning the 1941 NCAA title.

BATTLE-TESTED BADGERS

The Wisconsin Badgers have had a penchant for playing in — and winning — tight games.

- Over the past three seasons, Wisconsin is now 26-13 in games decided by 5 points or less.
- Last season, Wisconsin played in 21 games that were decided by 5 points or less, and the Badgers were 13-8 in such games.
 - UW's 21 "close games" last year was **the most by any major conference team** since at least the 2009-10 season.

Most Gms Decided by 5 or less, Major Conf. (since '09-10)

Games	Season	Team
21	2022-23	Wisconsin
17	2018-19	Seton Hall
17	2012-13	Alabama
17	2011-12	Virginia Tech
17	2009-10	Marquette

- No other Big Ten team played more than 14 games last season decided by 5 or less.
- In fact, Purdue (10) and Penn State (8) were the only other Big Ten team with more than 7 wins in games decided by 5 or less.
- UW has played in 2 overtime game this season, after playing in 6 overtime games last season (going 3-3) - the most in school history.
 - Since 2009-10, Michigan State is the only Big Ten team to play in more overtime games in a single season, participating in 8 in 2014-15.

EXPERIENCE GOOD FOR BUCKY

"This should be closer to the type of Wisconsin team we've come to know. Steven Crowl, Chucky Hepburn, Tyler Wahl, Connor Essegian and Max Klesmit feel like a top-five Big Ten quintet."

- Matt Norlander, CBS Sports

- UW returns all five starters from last season in **Chucky Hepburn, Connor Essegian, Max Klesmit, Tyler Wahl** and **Steven Crowl**.
- Wisconsin entered the year with 4 players within striking distance of reaching 1,000 career points:
 - **Wahl - 1,310 points in 155 games**
 - **Klesmit - 1,180 points in 112 games**
 - **Crowl - 1,040 points in 109 games**
 - Hepburn - 945 points in 97 games
- UW returns 92% of its scoring from last year, **the most among major conference teams**.
 - The Badgers also return 88.8% of rebounds (3rd most among power 5), 96.3% of as (1st), 98.1% of stls (1st) and 92.3% of blks (4th).
- When Greg Gard has a team that returns at least 3 starters, Wisconsin has averaged 21.8 wins (11.8 Big Ten) per season. UW was an NCAA tournament team 4 of the 5 instances:

Gard When Returning at Least Three Starters

Year	Overall	Conf.	Postseason
2022-23	20-15	9-11	NIT Semifinals
2020-21	18-13	10-10	NCAA 2nd Round
2019-20	21-10	14-6	Canceled (COVID)
2018-19	23-11	14-6	NCAA 1st Round
2016-17	27-10	12-6	NCAA Sweet 16
TOTAL: 109-59 (.649) 59-39 (.602)			

TOP-TEAM TAKEDOWNS

With a win already this year over #3 Marquette, the Badgers have proven formidable in taking down top teams under head coach **Greg Gard**.

- Since 2001-02, when former coach Bo Ryan and Greg Gard (then associate head coach) arrived at UW, the Badgers have gone 50-27 (.649) at the Kohl Center vs. Top-25 teams.
 - That includes a mark of 15-13 vs. top-10 teams
- Wisconsin has claimed 11 wins over top-10 teams under head coach **Greg Gard**, which includes 7 wins under Gard over top-5 teams.
 - Impressively, 6 of UW's 11 top-10 wins have come away from home.
- Michigan State (8 wins) is the only other Big Ten team with more top-5 wins than Wisconsin (7) in the Gard era (since 2015-16).

Wins Over Top-10 Opponents Under Greg Gard

Opponent	Score	Date
#3 MARQUETTE	75-64	12/2/23
#8 PURDUE	70-67	3/1/22
#3 at Purdue	74-69	1/3/22
#5 at Ohio State	61-57	1/3/20
#2 MICHIGAN	64-54	1/19/19
#6 PURDUE	57-53	2/14/18
#1 vs. Villanova (NCAA)	65-62	3/18/17
#9 vs. Xavier (NCAA)	66-63	3/20/16
#8 at Iowa	67-59	2/24/16
#2 at Maryland	70-57	2/13/16
#4 MICHIGAN STATE	77-76	1/17/16

BADGERS SIGN TWO IN 2024

Wisconsin men's basketball head coach Greg Gard announced that high school seniors Daniel Freitag and Jack Robison have each signed a national letter of intent to attend the University of Wisconsin.

"We're excited to welcome both Daniel and Jack to our Wisconsin basketball family," Gard said. "Both are standout student-athletes who embody what our program is about. They identified early in the process that Wisconsin was where they wanted to be, and they never wavered. Each of them will be an excellent fit for our program, and we look forward to helping them achieve their goals at Wisconsin."

DANIEL FREITAG | 4* | GUARD | MINN.

Daniel Freitag (pronounced FREE-tag) is a four-star prospect from Bloomington, Minnesota, ranked as the ninth-best point guard in the nation for the 2024 class, according to 247Sports. The 6-foot-3 guard is UW's highest-ranked point guard prospect in school history. Freitag averaged 28.8 points, 9.9 rebounds and 4.1 assists per game as a junior at Jefferson High School. He was named the Metro West Conference Player of the Year, while earning all-conference honors. He became Jefferson's all-time leading scorer in just three years.

A standout two-sport athlete, Freitag was also rated as the top football player in Minnesota as a junior. The playmaking four-star wide receiver and safety caught 37 passes for 501 yards and five touchdowns his junior season, while adding 505 yards rushing with five more touchdowns. Freitag earned all-district honors and was named the Metro West conference player of the year.

JACK ROBISON | 3* | WING | MINN.

Jack Robison (pronounced ROB-ih-son) is a three-star wing from Lakeville, Minnesota. The fourth player from Lakeville North High School to commit to play for Wisconsin and Coach Gard, he follows in the path of a growing line that includes current Badgers Tyler Wahl and Nolan Winter (teammate of Robison at Lakeville North), and former UW forward Nate Reuvers. As a junior at Lakeville North, Robison earned all-conference honors averaging 16 points, six rebounds and four assists per game to help lead his team to third in state. His sophomore season, Robison averaged 16.8 points per game. A versatile player at 6-foot-6, Robison is known for his shooting ability, but is also a skilled athlete that utilizes his length to makes plays on both ends of the floor. His multi-dimensional skill set allows him to play shooting guard, small forward, and in some instances a stretch forward.

WISCONSIN BASKETBALL RECORD BOOK WATCH

INDIVIDUAL CAREER

POINTS			
18.	1,405	Cory Blackwell	1982-84
19.	1,376	Jon Leuer	2008-11
20.	1,363	Sam Dekker	2013-15
21.	1,339	Trevon Hughes	2007-10
22.	1,310	Tyler Wahl	2020-Present
23.	1,294	Sean Mason	1995-99
24.	1,264	Tracy Webster	1992-94
25.	1,251	Wes Matthews	1978-80
26.	1,223	Kammron Taylor	2004-07
27.	1,215	Joe Franklin	1966-68
28.	1,200	Dale Koehler	1973-76
29.	1,180	Dick Cable	1952-55
30.	1,171	Joe Chnelich	1977-80
31.	1,169	Don Rehfeldt	1945-50
32.	1,165	Leon Howard	1971-73
33.	1,156	Scott Roth	1982-85
34.	1,148	Ben Brust	2011-14
35.	1,147	James Johnson	1967-69
36.	1,115	Brian Butch	2005-08
37.	1,114	Marcus Landry	2006-09
38.	1,084	Ken Siebel	1961-63
39.	1,078	Nate Reuvers	2017-21
40.	1,077	Tim Locum	1988-91
41.	1,075	Josh Gasser	2011-15
42.	1,066	Larry Petty	1978-81
	1,066	Mark Vershaw	1998-01
44.	1,064	Chuck Nagle	1967-69
45.	1,057	Sean Daugherty	1995-98
46.	1,040	Steven Crowl	2021-Present
47.	1,021	J.J. Weber	1984-87
48.	1,015	Willie Simms	1988-91
--	945	Chucky Hepburn	2022-Present

REBOUNDS			
1.	1,217	Ethan Happ	2016-19
2.	904	Claude Gregory	1978-81
3.	858	Joe Franklin	1966-68
4.	856	Mike Wilkinson	2002-05
5.	841	Joe Chnelich	1977-80
6.	806	Kim Hughes	1972-74
7.	802	Nigel Hayes	2014-17
8.	772	Tyler Wahl	2020-Present
9.	769	Alando Tucker	2003-07
10.	756	Joe Krabbenhoft	2006-09
11.	718	Larry Petty	1978-81
12.	680	Dale Koehler	1973-76
13.	679	Ryan Evans	2010-13
14.	667	Brian Butch	2005-08
15.	666	Frank Kaminsky	2012-15
16.	656	Andy Kowske	1998-01
17.	648	Michael Finley	1992-95
18.	644	Sean Daugherty	1995-98
19.	641	Tom Gwyn	1961-63
20.	615	Steven Crowl	2021-Pres.

FIELD GOAL PERCENTAGE			
1.	.573	Patrick Tompkins (306-534)	1988-91
2.	.557	Andy Kowske (359-645)	1998-01
3.	.554	Rashard Griffith (294-531)	1994-95
4.	.545	Willie Simms (391-717)	1988-91
5.	.544	Ethan Happ (880-1618)	2016-19
6.	.535	Danny Jones (723-1351)	1987-90
7.	.527	J.J. Weber (405-768)	1984-87
8.	.522	Frank Kaminsky (529-1013)	2012-15
9.	.518	Steven Crowl (387-750)	2021-Present
10.	.512	Joe Chnelich (465-908)	1977-80

3-POINT FIELD GOALS			
15.	163	Kammron Taylor	2004-07
16.	162	Andy Kilbride	1992-95
17.	157	Josh Gasser	2011-15
18.	142	Sam Dekker	2013-15
19.	140	Brevin Pritzl	2016-20
20.	138	Chucky Hepburn	2022-Present

OFFENSIVE REBOUNDS			
4.	270	Nigel Hayes	2014-17
5.	240	Andy Kowske	1998-01
6.	231	Joe Krabbenhoft	2006-09
7.	228	Tyler Wahl	2020-Present
8.	227	Sean Daugherty	1995-98

ASSISTS			
12.	307	Traevon Jackson	2012-15
13.	296	Bronson Koenig	2014-17
14.	295	Devin Harris	2002-04
15.	290	Arnold Gaines	1977-80
16.	285	Chucky Hepburn	2022-Present
17.	284	Josh Gasser	2011-15

ASSIST-TO-TURNOVER RATIO			
1.	3.01 (464-154)	Jordan Taylor	2009-12
2.	2.57 (344-134)	Mike Kelley	1998-01
3.	2.28 (285-125)	Chucky Hepburn	2022-Pres.
4.	2.25 (284-126)	Josh Gasser	2011-15
5.	2.11 (430-204)	D'Mitrik Trice	2017-21

STEALS			
5.	171	Michael Flowers	2005-08
6.	169	Mike Wilkinson	2002-05
7.	168	Michael Finley	1992-95
8.	164	Devin Harris	2002-04
9.	160	Brad Davison	2018-22
10.	156	Tyler Wahl	2020-Present
11.	151	Trent Jackson	1986-89
12.	148	Chucky Hepburn	2022-Present
13.	133	Hennssy Auriantal	1996-99
	133	Nigel Hayes	2014-17

BLOCKS			
10.	96	Greg Stiemsma	2005-08
11.	95	J.J. Weber	1984-87
12.	92	Louis Ely	1991-93
13.	86	Andy Kowske	1998-01
14.	85	Jon Leuer	2008-11
15.	83	Ryan Evans	2010-13
	83	Khalil Iverson	2016-19
	83	Tyler Wahl	2020-Present
18.	78	Michael Finley	1992-95
19.	77	Keaton Nankivil	2008-11
20.	76	Brian Butch	2005-08

WINS (PLAYED IN)			
1.	117	Josh Gasser	2011-15
2.	115	Nigel Hayes	2014-17
3.	114	Frank Kaminsky	2012-15
	114	Bronson Koenig	2014-17
5.	102	Tyler Wahl	2020-Present
6.	101	Brad Davison	2018-22
7.	100	Joe Krabbenhoft	2006-09

GAMES STARTED			
1.	157	Brad Davison	2018-22
2.	144	Josh Gasser	2011-15
3.	139	Ethan Happ	2016-19
4.	126	Alando Tucker	2003-07
5.	116	Mike Kelley	1998-01
6.	114	Tyler Wahl	2020-Present
7.	112	Rick Olson	1983-86
	112	Michael Finley	1992-95
	112	Nigel Hayes	2014-17

GAMES PLAYED			
1.	161	Brad Davison	2017-2022
2.	155	Tyler Wahl	2020-Present
3.	150	Nigel Hayes	2014-17
4.	148	Josh Gasser	2011-15
	148	Bronson Koenig	2014-17

MINUTES PLAYED			
4.	4,297	Alando Tucker	2003-07
5.	4,128	D'Mitrik Trice	2017-21
6.	4,115	Ethan Happ	2016-19
7.	4,075	Bronson Koenig	2014-17
8.	4,061	Tyler Wahl	2020-Present
9.	4,023	Mike Wilkinson	2002-05

INDIVIDUAL SEASON

STEALS			
1.	95	Mike Kelley	2000
2.	69	Tracy Webster	1994
3.	67	Ethan Happ	2017
4.	66	Tracy Webster	1993
5.	65	Devin Harris	2003
6.	63	Ty Calderwood	1997
	63	Ethan Happ	2016
8.	62	Mike Kelley	1999
	62	Trevon Hughes	2008
10.	60	Mike Kelley	2001
	60	Chucky Hepburn	2024

ASSIST-TO-TURNOVER RATIO (MIN. 50 ASSISTS)			
1.	4.30 (86-20)	Mike Kelley	1999
2.	3.83 (161-42)	Jordan Taylor	2011
3.	3.33 (70-21)	Josh Gasser	2015
4.	3.26 (114-35)	Mike Kelley	2000
5.	3.21 (109-34)	Chucky Hepburn	2024
6.	3.03 (118-39)	Jordan Taylor	2010
7.	2.97 (98-33)	Bronson Koenig	2015
8.	2.63 (147-56)	Jordan Taylor	2012
9.	2.50 (75-30)	Josh Gasser	2011
10.	2.47 (131-53)	D'Mitrik Trice	2020

BIG TEN RECORDS – CAREER

BIG TEN WINS			
20.	120-72 (.625)	Johnny Orr, MICH	1969-80
21.	103-100 (.507)	L.J. Cooke, MINN	1897-24
22.	103-116 (.470)	Dave MacMillan, MINN	1928-42, '46-48
	103-69 (.599)	Greg Gard, WIS	2016-present
24.	98-64 (.605)	Bill Frieder, MICH	1981-89
25.	96-72 (.571)	Everett Dean, IND	1925-38
	96-84 (.533)	Eldon Miller, OSU	1977-86

BIG TEN WIN PERCENTAGE (MIN. 100 WINS)			
1.	172-68 (.717)	Bo Ryan, WIS	2002-Present
2.	353-151 (.700)	Bob Knight, IND	1972-2000
3.	228-105 (.685)	Ward Lambert, PUR	1917, '19-45
4.	334-164 (.671)	Tom Izzo, MSU	1995-Present
5.	158-80 (.660)	Walter Meanwell, WIS	1912-17, '21-34
6.	150-78 (.658)	Thad Matta, OSU	2005-17
7.	210-116 (.644)	Branch McCracken, IND	1939-43, '47-65
8.	213-122 (.636)	Matt Painter, PUR	2005-Present
9.	174-104 (.626)	Harry Combes, ILL	1948-67
10.	120-72 (.625)	Johnny Orr, MICH	1969-80
11.	265-169 (.611)	Gene Keady, PUR	1981-2005
12.	158-102 (.608)	Fred Taylor, OSU	1959-76
13.	98-64 (.605)	Bill Frieder, MICH	1981-89
14.	103-69 (.599)	Greg Gard, WIS	2016-present
15.	126-92 (.578)	John Beilein, MICH	2008-19

BIG KOHL CENTER WINS

Most memorable home wins since opening in 1998:

Jan. 17, 1998 - UW 56, Northwestern 33
First-ever game in the Kohl Center

Dec. 1, 2001 - UW 70, UW-Green Bay 57
Bo Ryan's first victory at the Kohl Center

Dec. 22, 2001 - UW 86, #14 MU 63
Kirk Penney scores 33 points in UW's first win over a ranked team under Bo Ryan

Jan. 5, 2002 - UW 72, #7 Illinois 66
Ryan's first win over a top-10 team at UW

Feb. 27, 2002 - UW 74, Michigan 54
UW clinches share of first Big Ten title since '47

Dec. 7, 2002 - UW 91, UNLV 74
UW begins school-record 38-game home win streak - Alando Tucker 24 points, 18 rebounds

March 5, 2003 - UW 60, #14 Illinois 59
Devin Harris makes 1-of-2 FTs with 0.4 seconds left to clinch outright Big Ten title

Dec. 23, 2004 - UW 85, UNC Green. 53
UW wins school-record 34th-straight home game

Jan. 16, 2005 - UW 62, #15 Mich. St. 59
Wisconsin overcomes 8-point deficit with 1:58 remaining to win its 38th-straight home game

March 1, 2005 - UW 62, Indiana 60
Alando Tucker scores putback as time expires

Feb. 15, 2006 - UW 78, #12 Ohio St. 73
UW overcomes a nine-point halftime deficit to beat No. 12 Ohio State

Dec. 16, 2006 - UW 89, #2 Pitt 75
Alando Tucker and Brian Butch combine for 59 pts

Jan. 9, 2007 - UW 72, #5 Ohio St. 69
Badgers win the first matchup in school history of top-five teams

March 3, 2007 - UW 52, Michigan St. 50
Kamron Taylor wins it on 3FG with 3.9 seconds left

Dec. 2, 2009 - UW 73, #6 Duke 69
Trevon Hughes scores 26 as UW's win clinches Big Ten's first Big Ten/ACC title

Jan. 9, 2010 - UW 73, #4 Purdue 66
Jordan Taylor (23) and Jason Bohannon (20) help end Purdue's undefeated season

Feb. 2, 2010 - UW 67, #5 Michigan State 49
Badgers end MSU's 9-0 Big Ten start

Feb. 12, 2011 - UW 71, #1 Ohio State 67
Stopped OSU's 24-0 start and UW's first win over AP No. 1 since 1962

Feb. 9, 2013 - UW 65, #2 Michigan 62 (OT)
Ben Brust's half-court buzzer-beater sends game to overtime where UW wins

Nov. 19, 2013 - UW 103, North Dakota 85
UW's first 100-point game since '95, Frank Kaminsky scores UW record 43 points

Feb. 9, 2014 - UW 60, #8 Michigan State 58
Treavon Jackson hits game-winning jumper with 2.1 seconds left in Bo Ryan's 150th Big Ten win

March 1, 2015 - #6 UW 68, Michigan State 61
UW claims Big Ten title as Frank Kaminsky scores 31

Dec. 23, 2015 - UW 84, Green Bay 79
Greg Gard's first win as interim head coach

Jan. 17, 2016 - UW 77, #4 Michigan State 76
Gard's first ranked win, Koenig/Hayes total 52 pts

Feb. 15, 2018 - UW 57, #6 Purdue 53
Ethan Happ tallies 21 pts and 12 reb as Badgers raise Frank Kaminsky's No. 44 into rafters

Jan. 19, 2019 - UW 64, #2 Michigan 54
UW knocks off 17-0 Michigan behind 26 points, 10 rebounds and 7 assists from Ethan Happ

Feb. 1, 2020 - UW 64, #14 Michigan State 63
UW wins first game over MSU since 2016

Dec. 19, 2020 - UW 85, #23 Louisville 48
UW's largest-ever win over a top-25 team

March 1, 2022 - #10 UW 70, #8 Purdue 67
Chucky Hepburn's 3FG with 1.5 seconds left clinches Big Ten regular season championship

Dec. 2, 2023 - UW 75, #3 Marquette 64
Max Klesmit scores 21 points (five 3s), all in the first half



THE KOHL CENTER

The 2023-24 season marks the 26th year of Wisconsin men's basketball at the Kohl Center, which officially opened on Jan. 17, 1998. The Kohl Center was completed for a cost of \$76.4 million and has turned into one of the greatest home court advantages in all of college basketball.

- Wisconsin is 359-70 (.837) all-time at the Kohl Center, the 11th-best win % of any active NCAA Division I venue.
- UW is 182-54 (.771) vs. the Big Ten at the Kohl Center.
- Wisconsin has a strong track record in matchups played at the Kohl Center against unranked non-conference opponents, posting a 45-3 record under head coach Greg Gard in those contests.
- Excluding the 2020-21 season in which fans were not allowed to attend, Wisconsin has led the Big Ten in attendance in 5 of the last 6 seasons and 15 of the last 20 years. UW has finished among the nation's top 7 in attendance 21 of the last 22 years.

NCAA'S TOUGHEST VENUES

Since the Kohl Center opened in 1998, Wisconsin has been nearly unbeatable on its home floor. In fact, among active venues, Wisconsin owns one of the nation's top home records.

Team	Record	Pct.
1. Gonzaga (McCarthy Center)	279-18	.939
2. Kentucky (Rupp Arena)	659-85	.886
3. Kansas (Allen Fieldhouse)	859-118	.879
4. Belmont (Curb Events Center)	244-35	.875
5. Michigan State (Breslin Center)	471-74	.864
6. UCLA (Pauley Pavilion)	802-131	.859
7. UConn (Gampel Pavilion)	240-42	.851
8. Duke (Cameron Indoor Stadium)	960-173	.847
9. North Carolina (Dean E. Smith Center)	475-87	.845
10. Arizona (McKale Center)	650-121	.843
11. Wisconsin (Kohl Center)	359-69	.839
12. Purdue (Mackey Arena)	704-147	.827
13. Indiana (Assembly Hall)	622-137	.819
14. Virginia (John Paul Jones Arena)	245-56	.814
15. BYU (Marriott Center)	625-150	.806

(records through games played Feb. 28, 2024)

QUICK FACTS

- **Opened:** Jan. 17, 1998
- **Original cost:** \$76.4 Million
- **Student Section:** AreaRED
- **Building:** Named for U.S. Sen. Herb Kohl (D-Wisconsin), a 1956 graduate of UW-Madison, who donated \$25 million to the project.
- **Court:** Named for All-Big Ten player Albert "Ab" Nicholas (1950-52) and his wife, Nancy, who pledged \$10 million toward the original project.
- **All-Time record:** 359-70 (.837)
- **Big Ten record:** 182-54 (.771)
- **Record vs. Top-25:** 56-32 (.636)
- **Record under Gard:** 108-33 (.771)

17,071

The third-largest arena in the Big Ten Conference, the Kohl Center seats 17,071 for men's basketball. That includes the second-largest student section in the Big Ten of around 2,300.

26

UW is currently enjoying its 26th season of men's basketball at the Kohl Center, which opened in 1998.

6

Wisconsin has won 6 Big Ten regular season championships during the Kohl Center era, winning in 2002, 2003, 2008, 2015, 2020 and 2022.

3

Three retired jerseys hang in the Kohl Center rafters: #8 Ab Nicholas (1950-52), #24 Michael Finley (1992-95) and #44 Frank Kaminsky (2012-15).

HEAD COACH GREG GARD

■ TWO-TIME BIG TEN COACH OF THE YEAR

A coaching veteran of more than 30 years, Greg Gard finished his eighth season leading the Wisconsin men's basketball program in 2022-23 and has proven himself to be one of the best head coaches in the Big Ten. A finalist for Naismith National Coach of the Year, Gard guided the Badgers to the 2022 Big Ten regular season championship, marking the team's second title in the last three seasons, earning Big Ten Coach of the Year honors in both 2020 and 2022.

Wisconsin's incredible postseason success hasn't wavered on Gard's watch either, qualifying for the NCAA tournament in six of his eight seasons (Big Ten automatic qualifier status in canceled 2020 Big Dance, due to COVID pandemic). Most recently in 2021-22, Gard led the Badgers to a No. 3 seed in the NCAA tournament and a first-round win over Colgate, advancing UW to the second round of the NCAA tournament for the sixth time in its last seven trips to The Big Dance.

In his first eight seasons as head coach, Gard posted a record of 164-93 (.638), owning the third-highest win percentage in school history, behind only Hall of Famers Bo Ryan (.737) and Walter Meanwell (.712). Gard has guided the Badgers to a conference record of 93-61, and his .604 conference win percentage is the eighth-best among Big Ten coaches of the last 40 years (since 1980).

Gard is coming off of arguably his most impressive coaching job in 2021-22. Picked to finish preseason 10th in the Big Ten, UW went 25-8 overall and 15-5 in league play, claiming a share of the Big Ten regular season title for the second time in the past three seasons. Gard was named Big Ten Coach of the Year for the second time in his career. Sophomore guard Johnny Davis garnered consensus first-team All-

America honors and won Lute Olson National Player of the Year, the Jerry West Award and Big Ten Player of the Year.

Gard's leadership during the 2019-20 season is among his best. After opening 5-5 in the Big Ten, Wisconsin won nine of its last 10 games, including its final eight games of the season to win a share of the 2020 conference championship and claim the No. 1 seed for the later canceled Big Ten tournament.

In his inaugural season as head coach, Gard led the Badgers to the 2016 NCAA Tournament Sweet 16, becoming just the second-ever first-year coach to win the Jim Phelan National Coach of the Year award. He followed that up by leading UW to the fifth-highest single-season win total in school history (27-10) and making a second-consecutive visit to the Sweet 16.

Gard's Badgers followed that up with a 12-6 conference campaign in 2017, finishing second in the Big Ten. UW capped off its 27-win season by knocking off the nation's No. 1 team Villanova, 65-62, to advance to the Sweet 16.

Long considered one of the top assistant coaches in the game, Gard served as an assistant at Wisconsin for 14-plus seasons. During that time he helped guide the Badgers to back-to-back Final Fours in 2014 and 2015, and in 2015 UW reached its first national championship game since 1941.

Prior to coming to Wisconsin in 2001, Gard spent two seasons as Bo Ryan's assistant at UW-Milwaukee (2000-01) and six seasons as an assistant to Ryan at UW-Platteville (1993-99). During Gard's years on the Pioneer staff, UW-Platteville went 161-13 (.925) and won three NCAA Division III national titles.

Gard and his wife, Michelle, have two daughters, Mackenzie and Peyton and their son, Isaac, is a freshman on the Badgers men's basketball team.



THE GARD FILE

■ Career Record (9th Season): 182-104 (.636)

- Record at Wisconsin (9th Season): Same
- Big Ten Record (9th Season): 103-69 (.599)
- NCAA Tournament Appearances/Record: 5 / 6-5
- Hometown: Cobb, Wis.
- Alma Mater: UW-Platteville, 1995 (Physical & Health Ed)
- Master's Degree: UW-Platteville, 2007 (Counselor Ed)
- Family: Wife Michelle; Children Mackenzie, Isaac, Peyton

COACHING EXPERIENCE

Position	School	Years
Assistant Coach	Southwestern (Wis.) HS	1990-93
Assistant Coach	Platteville (Wis.) HS	1993-94
Assistant Coach	UW-Platteville	1993-99
Assistant Coach	UW-Milwaukee	1999-01
Assoc. Head Coach	Wisconsin	2001-15
Head Coach	Wisconsin	2015-Present

CAREER HIGHLIGHTS

Date	Highlight
Dec. 15, 2015	Assumed role of interim head coach upon the retirement of Bo Ryan
Dec. 23, 2015	First career win, 84-79, vs. Green Bay
Jan. 2, 2016	First Big Ten win, 79-57, vs. Rutgers
Jan. 17, 2016	First ranked win, 77-76, vs. #4 MSU
Feb. 13, 2016	First road win over ranked team, 70-57, at #2 Maryland
March 7, 2016	Officially named UW head coach
March 18, 2016	First NCAA tournament win, 47-43, vs. 10th-seeded Pittsburgh
April 4, 2016	Jim Phelan National Coach of the Year
March 18, 2017	UW knocks off No. 1 overall seeded Villanova in NCAA second round
Feb. 15, 2018	UW tallied sixth top-10 win in 3 seasons under Gard (#6 PUR, 57-53)
Jan. 19, 2019	UW earned 4th win vs. top-5 team under Gard (#2 MICH, 64-54)
Jan. 3, 2020	UW won at #5 Ohio State, 61-47
March 7, 2020	Led UW to Big Ten title (60-56 W at IND)
March 9, 2020	Named 2020 Big Ten Coach of the Year
Dec. 25, 2020	UW wins at MSU first time since 2004
Nov. 24, 2021	UW wins first Maui Invitational tournament title in school history
Jan. 3, 2022	UW wins at #3 Purdue, 74-69
March 1, 2022	Led UW to Big Ten title with 70-67 home win over #8 Purdue
March 8, 2022	2022 Big Ten Coach of the Year

Year	School	Record	Pct.	Conf.	Record	Place	Postseason
2015-16	Wisconsin	15-8	.652	Big Ten	12-6	T-3rd	NCAA Sweet 16
2016-17	Wisconsin	27-10	.730	Big Ten	12-6	T-2nd	NCAA Sweet 16
2017-18	Wisconsin	15-18	.455	Big Ten	7-11	9th	--
2018-19	Wisconsin	23-11	.676	Big Ten	14-6	4th	NCAA First Round
2019-20	Wisconsin	21-10	.677	Big Ten	14-6	T-1st	Postseason Cancelled
2020-21	Wisconsin	18-12	.600	Big Ten	10-10	--	NCAA 2nd Round
2021-22	Wisconsin	25-8	.758	Big Ten	15-5	T-1st	NCAA 2nd Round
2022-23	Wisconsin	20-15	.588	Big Ten	9-11	12th	NIT Semifinals
2023-24	Wisconsin	18-11	.621	Big Ten	10-8	--	--
Totals (9 seasons)		182-104	(.636)		103-69	(.599)	5 NCAA appearances

GARD vs. DIVISION I TEAMS

Team	Home	Away	Neut.	Total	Team	Home	Away	Neut.	Total
Arizona	0-0	0-1	0-0	0-1	Nicholls	1-0	0-0	0-0	1-0
Arkansas-Pine Bluff	1-0	0-0	0-0	1-0	North Carolina	0-0	0-0	1-1	1-1
Arkansas State	1-0	0-0	0-0	1-0	North Carolina State	1-0	0-1	0-0	1-1
Baylor	0-0	0-0	0-2	0-2	North Texas	0-0	0-0	0-1	0-1
Bradley	1-0	0-0	0-0	1-0	Northwestern	4-3	4-2	1-0	8-5
Central Arkansas	1-0	0-0	0-0	1-0	Notre Dame	0-0	0-0	0-1	0-1
Chicago State	3-0	0-0	0-0	3-0	Ohio State	5-2	4-2	0-1	9-5
Colgate	0-0	0-0	1-0	1-0	Oklahoma	1-0	0-0	1-0	2-0
Coppin State	1-0	0-0	0-0	1-0	Oregon	0-0	1-0	0-1	1-1
Creighton	0-0	0-1	0-0	0-1	Penn State	5-0	5-2	1-0	11-2
Dayton	0-0	0-0	1-0	1-0	Pittsburgh	0-0	0-0	1-0	1-0
Eastern Illinois	2-0	0-0	0-0	2-0	Prairie View A&M	1-0	0-0	0-0	1-0
Florida	0-0	0-0	0-1	0-1	Providence	0-1	0-1	0-0	0-2
Florida A&M	1-0	0-0	0-0	1-0	Purdue	3-4	1-5	0-0	4-9
Georgetown	0-0	0-0	1-0	1-0	Rhode Island	1-0	0-0	0-0	1-0
Georgia Tech	0-0	1-0	0-0	1-0	Rider	1-0	0-0	0-0	1-0
Grambling State	1-0	0-0	0-0	1-0	Richmond	0-0	0-0	0-1	0-1
Green Bay	7-0	0-0	0-0	7-0	Robert Morris	1-0	0-0	0-0	1-0
Houston	0-0	0-0	1-0	1-0	Rutgers	4-2	1-3	1-0	6-5
Houston Baptist	1-0	0-0	0-0	1-0	St. Francis Brooklyn	1-0	0-0	0-0	1-0
Idaho State	1-0	0-0	0-0	1-0	Saint Mary's	0-0	0-0	1-1	1-1
Illinois	3-4	4-3	0-0	7-7	Savannah State	1-0	0-0	0-0	1-0
Illinois State	1-0	0-0	0-0	1-0	SMU	0-0	0-0	1-0	1-0
Indiana	7-0	3-4	1-0	11-4	South Carolina State	1-0	0-0	0-0	1-0
Iowa	4-2	3-4	0-1	7-7	South Dakota	1-0	0-0	0-0	1-0
Iowa State	0-0	0-0	0-1	0-1	Stanford	0-0	0-0	2-0	2-0
Jacksonville State	1-0	0-0	0-0	1-0	Syracuse	1-0	0-0	0-0	1-0
Kansas	0-0	0-0	0-1	0-1	Temple	0-0	0-1	0-0	0-1
Lehigh	1-0	0-0	0-0	1-0	Tennessee	0-1	1-0	1-0	2-1
Liberty	1-0	0-0	0-0	1-0	Texas A&M	0-0	0-0	1-0	1-0
Louisville	1-0	0-0	0-0	1-0	UCLA	0-0	0-0	0-1	0-1
Loyola	1-0	0-0	0-0	1-0	USC	0-0	0-0	1-0	1-0
Marquette	4-1	1-2	0-0	5-3	Villanova	0-0	0-0	1-0	1-0
Maryland	5-2	3-3	1-0	9-5	Virginia	0-0	0-1	0-1	0-2
UMass Lowell	1-0	0-0	0-0	1-0	Virginia Tech	0-0	0-0	1-0	1-0
McNeese State	1-0	0-0	0-0	1-0	Wake Forest	0-1	0-0	0-0	0-1
Michigan	5-2	1-5	0-1	6-8	Western Illinois	1-0	0-0	0-0	1-0
Michigan State	3-4	3-4	0-3	6-11	Western Kentucky	1-0	0-1	0-0	1-1
Milwaukee	2-0	0-0	0-0	2-0	Western Michigan	1-0	0-0	0-0	1-0
Minnesota	6-1	6-1	0-0	12-2	Xavier	0-1	1-0	1-0	2-1
Nebraska	4-2	5-3	1-1	10-6	Yale	1-0	0-0	0-0	1-0
New Mexico	0-0	0-0	0-1	0-1					
					Total	108-33	50-50	24-21	182-104

2023-24 OVERALL STATISTICS

Game Records

Record	Overall	Home	Away	Neutral
ALL GAMES	18-11	13-3	3-8	2-0
CONFERENCE	10-8	7-2	3-6	0-0
NON-CONFERENCE	8-3	6-1	0-2	2-0

Score by Periods

Team	1st	2nd	OT	TOT
Wisconsin	1048	1098	13	2159
Opponents	940	1056	23	2019

Team Box Score

No.	Player				Total		3-Point		F-Throw		Rebounds												
		GP-GS	MIN	AVG	FG-FGA	FG%	3FG-3FGA	3FG%	FT-FTA	FT%	OFF	DEF	TOT	AVG	PF	DQ	A	TO	BLK	STL	PTS	AVG	
2	STORR, AJ	29-29	817:51	28.2	166-384	.432	34-112	.304	100-122	.820	32	76	108	3.7	31	0	26	45	3	10	466	16.1	
5	WAHL, Tyler	29-29	834:51	28.8	132-234	.564	3-10	.300	75-112	.670	59	108	167	5.8	77	2	50	47	18	29	342	11.8	
22	CROWL, Steven	29-29	840:38	29.0	120-217	.553	17-39	.436	60-82	.732	72	147	219	7.6	72	0	60	51	14	9	317	10.9	
11	KLESMIT, Max	29-29	846:15	29.2	93-213	.437	49-128	.383	52-60	.867	6	49	55	1.9	58	1	43	29	3	22	287	9.9	
23	HEPBURN, Chucky	29-29	961:44	33.2	89-219	.406	31-100	.310	46-63	.730	18	80	98	3.4	60	0	109	34	2	60	255	8.8	
25	BLACKWELL, John	27-0	476:56	17.7	65-139	.468	21-46	.457	61-73	.836	16	66	82	3.0	48	2	17	21	2	9	212	7.9	
3	ESSEGAN, Connor	29-0	227:26	7.8	34-91	.374	18-62	.290	9-10	.900	2	24	26	0.9	23	0	7	11	0	4	95	3.3	
31	WINTER, Nolan	29-0	276:37	9.5	28-63	.444	11-36	.306	13-19	.684	14	38	52	1.8	24	0	10	8	0	6	80	2.8	
14	GILMORE, Carter	27-0	256:43	9.5	15-29	.517	1-7	.143	16-21	.762	17	22	39	1.4	33	0	11	12	1	3	47	1.7	
4	MCGEE, Kamari	18-0	122:46	6.8	8-17	.471	2-6	.333	8-11	.727	2	12	14	0.8	16	0	7	6	0	12	26	1.4	
35	ILVER, Markus	21-0	106:20	5.1	8-22	.364	6-18	.333	0-1	.000	10	16	26	1.2	12	0	4	5	2	2	22	1.0	
10	LINDSEY, Isaac	15-0	57:50	3.9	4-13	.308	1-7	.143	1-2	.500	1	4	5	0.3	8	0	3	1	1	1	10	0.7	
15	GARD, Isaac	6-0	05:29	0.9	0-1	.000	0-0	.000	0-0	.000	0	0	0	0.0	1	0	0	0	0	0	0	0.0	
12	HAERTLE, Luke	9-0	07:35	0.8	0-1	.000	0-0	.000	0-0	.000	0	2	2	0.2	0	0	0	0	0	0	0	0.0	
21	HODGES, Chris	7-0	10:60	1.6	0-1	.000	0-0	.000	0-2	.000	1	1	2	0.3	0	0	0	0	2	0	0	0.0	
Team											38	48	86					13					
Total		29	5850		762-1644	.464	194-571	.340	441-578	.763	288	693	981	33.8	463	5	347	283	48	167	2159	74.4	
Opponents		29	5850		727-1579	.460	201-542	.371	364-508	.717	213	657	870	30.0	538	11	326	317	115	133	2019	69.6	

Team Statistics

	WISC	OPP
Scoring	2159	2019
Points per game	74.4	69.6
Scoring margin	+4.8	-
Field goals-att	762-1644	727-1579
Field goal pct	.464	.460
3 point fg-att	194-571	201-542
3-point FG pct	.340	.371
3-pt FG made per game	6.7	6.9
Free throws-att	441-578	364-508
Free throw pct	.763	.717
F-Throws made per game	15.2	12.6
Rebounds	981	870
Rebounds per game	33.8	30.0
Rebounding margin	+3.8	-
Assists	347	326
Assists per game	12.0	11.2
Turnovers	283	317
Turnovers per game	9.8	10.9
Turnover margin	+1.2	-
Assist/turnover ratio	1.2	1.0
Steals	167	133
Steals per game	5.8	4.6
Blocks	48	115
Blocks per game	1.7	4.0
Winning streak	0	-
Home win streak	0	-
Attendance	248005	137541
Home games-Avg/Game	16-15500	11-12504
Neutral site-Avg/Game	-	2-3500

Team Results

Date	Opponent		Score	Att.
11/06/2023	Arkansas St.	W	105-76	14033
11/10/2023	Tennessee	L	70-80	17287
11/14/2023	at Providence	L	59-72	12069
11/17/2023	Robert Morris	W	78-68	14189
11/20/2023	vs Virginia	W	65-41	3500
11/22/2023	vs SMU	W	69-61	3500
11/27/2023	Western Ill.	W	71-49	14092
12/02/2023	Marquette	W	75-64	17071
12/05/2023	at Michigan St.	W	70-57	14797
12/09/2023	at Arizona	L	73-98	14688
12/14/2023	Jacksonville St.	W	75-60	12816
12/22/2023	Chicago St.	W	80-53	14104
01/02/2024	Iowa	W	83-72	15725
01/06/2024	Nebraska	W	88-72	15055
01/10/2024	at Ohio St.	W	71-60	11276
01/13/2024	Northwestern	W	71-63	17071
01/16/2024	at Penn St.	L	83-87	8462
01/19/2024	Indiana	W	91-79	15271
01/23/2024	at Minnesota	W	61-59	10013
01/26/2024	Michigan St.	W	81-66	17071
02/01/2024	at Nebraska	Lot	72-80	15318
02/04/2024	Purdue	L	69-75	17071
02/07/2024	at Michigan	L	68-72	10698
02/10/2024	at Rutgers	L	56-78	8000
02/13/2024	Ohio St.	W	62-54	14931
02/17/2024	at Iowa	Lot	86-88	14998
02/20/2024	Maryland	W	74-70	15147
02/27/2024	at Indiana	L	70-74	17222
03/02/2024	Illinois	L	83-91	17071

2023-24 BIG TEN STATISTICS

Game Records

Record	Overall	Home	Away	Neutral
ALL GAMES	10-8	7-2	3-6	0-0
CONFERENCE	10-8	7-2	3-6	0-0
NON-CONFERENCE	0-0	0-0	0-0	0-0

Score by Periods

Team	1st	2nd	OT	TOT
Wisconsin	659	667	13	1339
Opponents	579	695	23	1297

Team Box Score

No.	Player				Total		3-Point		F-Throw		Rebounds											
		GP-GS	MIN	AVG	FG-FGA	FG%	3FG-3FGA	3FG%	FT-FTA	FT%	OFF	DEF	TOT	AVG	PF	DQ	A	TO	BLK	STL	PTS	AVG
2	STORR, AJ	18-18	539:05	29.9	108-246	.439	25-77	.325	67-84	.798	23	56	79	4.4	24	0	17	32	2	4	308	17.1
5	WAHL, Tyler	18-18	544:47	30.3	84-145	.579	3-6	.500	49-70	.700	33	73	106	5.9	50	1	38	30	12	21	220	12.2
11	KLESMIT, Max	18-18	565:57	31.4	66-148	.446	35-87	.402	39-46	.848	4	32	36	2.0	34	1	30	17	3	11	206	11.4
22	CROWL, Steven	18-18	534:01	29.7	70-136	.515	12-29	.414	30-37	.811	37	101	138	7.7	48	0	41	34	10	4	182	10.1
23	HEPBURN, Chucky	18-18	629:34	35.0	53-129	.411	22-66	.333	24-33	.727	12	53	65	3.6	44	0	70	21	2	40	152	8.4
25	BLACKWELL, John	16-0	274:46	17.2	35-75	.467	9-23	.391	31-38	.816	7	32	39	2.4	30	2	10	15	1	3	110	6.9
3	ESSEGAN, Connor	18-0	134:04	7.4	23-56	.411	13-39	.333	7-8	.875	0	14	14	0.8	13	0	3	5	0	2	66	3.7
31	WINTER, Nolan	18-0	162:42	9.0	18-41	.439	7-24	.292	10-13	.769	5	25	30	1.7	17	0	4	6	0	3	53	2.9
4	MCGEE, Kamari	7-0	38:26	5.5	4-6	.667	1-2	.500	2-3	.667	1	6	7	1.0	4	0	3	2	0	7	11	1.6
14	GILMORE, Carter	17-0	145:36	8.6	6-15	.400	0-3	.000	9-13	.692	10	10	20	1.2	19	0	8	6	1	2	21	1.2
35	ILVER, Markus	12-0	55:02	4.6	3-9	.333	2-8	.250	0-0	.000	7	6	13	1.1	7	0	3	1	2	0	8	0.7
10	LINDSEY, Isaac	7-0	19:13	2.7	1-3	.333	0-2	.000	0-1	.000	0	3	3	0.4	3	0	0	0	0	0	2	0.3
15	GARD, Isaac	2-0	01:57	1.0	0-0	.000	0-0	.000	0-0	.000	0	0	0	0.0	1	0	0	0	0	0	0	0.0
12	HAERTLE, Luke	3-0	01:60	0.7	0-1	.000	0-0	.000	0-0	.000	0	0	0	0.0	0	0	0	0	0	0	0	0.0
21	HODGES, Chris	3-0	02:51	0.9	0-0	.000	0-0	.000	0-2	.000	1	0	1	0.3	0	0	0	0	0	0	0	0.0
Team											27	25	52					7				
Total		18	3650		471-1010	.466	129-366	.352	268-348	.770	167	436	603	33.5	294	4	227	176	33	97	1339	74.4
Opponents		18	3650		472-1006	.469	127-325	.391	226-308	.734	133	414	547	30.4	319	6	219	175	77	86	1297	72.1

Team Statistics

	WISC	OPP
Scoring	1339	1297
Points per game	74.4	72.1
Scoring margin	+2.3	-
Field goals-att	471-1010	472-1006
Field goal pct	.466	.469
3 point fg-att	129-366	127-325
3-point FG pct	.352	.391
3-pt FG made per game	7.2	7.1
Free throws-att	268-348	226-308
Free throw pct	.770	.734
F-Throws made per game	14.9	12.6
Rebounds	603	547
Rebounds per game	33.5	30.4
Rebounding margin	+3.1	-
Assists	227	219
Assists per game	12.6	12.2
Turnovers	176	175
Turnovers per game	9.8	9.7
Turnover margin	-0.1	-
Assist/turnover ratio	1.3	1.3
Steals	97	86
Steals per game	5.4	4.8
Blocks	33	77
Blocks per game	1.8	4.3
Winning streak	0	-
Home win streak	0	-
Attendance	144413	110784
Home games-Avg/Game	9-16046	9-12309
Neutral site-Avg/Game	-	0-0

Team Results

Date	Opponent		Score	Att.
12/05/2023	at Michigan St.	W	70-57	14797
01/02/2024	Iowa	W	83-72	15725
01/06/2024	Nebraska	W	88-72	15055
01/10/2024	at Ohio St.	W	71-60	11276
01/13/2024	Northwestern	W	71-63	17071
01/16/2024	at Penn St.	L	83-87	8462
01/19/2024	Indiana	W	91-79	15271
01/23/2024	at Minnesota	W	61-59	10013
01/26/2024	Michigan St.	W	81-66	17071
02/01/2024	at Nebraska	Lot	72-80	15318
02/04/2024	Purdue	L	69-75	17071
02/07/2024	at Michigan	L	68-72	10698
02/10/2024	at Rutgers	L	56-78	8000
02/13/2024	Ohio St.	W	62-54	14931
02/17/2024	at Iowa	Lot	86-88	14998
02/20/2024	Maryland	W	74-70	15147
02/27/2024	at Indiana	L	70-74	17222
03/02/2024	Illinois	L	83-91	17071

2023-24 HOME STATISTICS

Game Records

Record	Overall	Home	Away	Neutral
ALL GAMES	13-3	13-3	0-0	0-0
CONFERENCE	7-2	7-2	0-0	0-0
NON-CONFERENCE	6-1	6-1	0-0	0-0

Score by Periods

Team	1st	2nd	OT	TOT
Wisconsin	622	634	0	1256
Opponents	504	588	0	1092

Team Box Score

No.	Player				Total		3-Point		F-Throw		Rebounds											
		GP-GS	MIN	AVG	FG-FGA	FG%	3FG-3FGA	3FG%	FT-FTA	FT%	OFF	DEF	TOT	AVG	PF	DQ	A	TO	BLK	STL	PTS	AVG
2	STORR, AJ	16-16	441:24	27.6	83-197	.421	13-56	.232	63-78	.808	18	38	56	3.5	17	0	14	22	2	6	242	15.1
5	WAHL, Tyler	16-16	469:15	29.3	80-126	.635	2-6	.333	52-78	.667	35	52	87	5.4	36	0	28	29	9	12	214	13.4
22	CROWL, Steven	16-16	453:35	28.3	72-119	.605	9-23	.391	39-55	.709	38	87	125	7.8	40	0	39	27	7	4	192	12.0
11	KLESMIT, Max	16-16	465:28	29.1	55-112	.491	29-71	.408	40-48	.833	2	29	31	1.9	33	0	23	14	1	12	179	11.2
23	HEPBURN, Chucky	16-16	518:29	32.4	50-109	.459	17-50	.340	30-43	.698	8	42	50	3.1	34	0	58	18	1	37	147	9.2
25	BLACKWELL, John	15-0	255:09	17.0	33-67	.493	10-20	.500	38-47	.809	4	38	42	2.8	33	2	8	15	2	6	114	7.6
3	ESSEGIAN, Connor	16-0	125:07	7.8	21-49	.429	11-33	.333	6-6	1.000	1	13	14	0.9	16	0	3	5	0	2	59	3.7
31	WINTER, Nolan	16-0	146:41	9.2	14-29	.483	4-15	.267	9-12	.750	7	20	27	1.7	12	0	5	3	0	3	41	2.6
4	MCGEE, Kamari	11-0	81:47	7.4	7-12	.583	1-4	.250	8-11	.727	1	9	10	0.9	14	0	5	5	0	9	23	2.1
14	GILMORE, Carter	14-0	124:08	8.9	8-14	.571	0-2	.000	12-15	.800	11	11	22	1.6	20	0	7	7	0	1	28	2.0
10	LINDSEY, Isaac	9-0	35:51	4.0	3-11	.273	1-7	.143	1-1	1.000	0	2	2	0.2	4	0	3	1	1	1	8	0.9
35	ILVER, Markus	12-0	63:09	5.3	3-12	.250	3-10	.300	0-1	.000	5	11	16	1.3	5	0	1	4	1	2	9	0.8
15	GARD, Isaac	5-0	04:47	1.0	0-1	.000	0-0	.000	0-0	.000	0	0	0	0.0	1	0	0	0	0	0	0	0.0
12	HAERTLE, Luke	7-0	06:08	0.9	0-1	.000	0-0	.000	0-0	.000	0	1	1	0.1	0	0	0	0	0	0	0	0.0
21	HODGES, Chris	5-0	09:03	1.8	0-1	.000	0-0	.000	0-0	.000	0	1	1	0.2	0	0	0	0	2	0	0	0.0
Team											16	27	43					5				
Total		16	3200		429-860	.499	100-297	.337	298-395	.754	146	381	527	32.9	265	2	194	155	26	95	1256	78.5
Opponents		16	3200		390-877	.445	103-295	.349	209-281	.744	124	329	453	28.3	336	8	148	185	41	69	1092	68.3

Team Statistics

	WISC	OPP
Scoring	1256	1092
Points per game	78.5	68.3
Scoring margin	+10.3	-
Field goals-att	429-860	390-877
Field goal pct	.499	.445
3 point fg-att	100-297	103-295
3-point FG pct	.337	.349
3-pt FG made per game	6.3	6.4
Free throws-att	298-395	209-281
Free throw pct	.754	.744
F-Throws made per game	18.6	13.1
Rebounds	527	453
Rebounds per game	32.9	28.3
Rebounding margin	+4.6	-
Assists	194	148
Assists per game	12.1	9.3
Turnovers	155	185
Turnovers per game	9.7	11.6
Turnover margin	+1.9	-
Assist/turnover ratio	1.3	0.8
Steals	95	69
Steals per game	5.9	4.3
Blocks	26	41
Blocks per game	1.6	2.6
Winning streak	0	-
Home win streak	0	-
Attendance	248005	0
Home games-Avg/Game	16-15500	0-0
Neutral site-Avg/Game	-	0-0

Team Results

Date	Opponent		Score	Att.
11/06/2023	Arkansas St.	W	105-76	14033
11/10/2023	Tennessee	L	70-80	17287
11/17/2023	Robert Morris	W	78-68	14189
11/27/2023	Western Ill.	W	71-49	14092
12/02/2023	Marquette	W	75-64	17071
12/14/2023	Jacksonville St.	W	75-60	12816
12/22/2023	Chicago St.	W	80-53	14104
01/02/2024	Iowa	W	83-72	15725
01/06/2024	Nebraska	W	88-72	15055
01/13/2024	Northwestern	W	71-63	17071
01/19/2024	Indiana	W	91-79	15271
01/26/2024	Michigan St.	W	81-66	17071
02/04/2024	Purdue	L	69-75	17071
02/13/2024	Ohio St.	W	62-54	14931
02/20/2024	Maryland	W	74-70	15147
03/02/2024	Illinois	L	83-91	17071

2023-24 ROAD/NEUTRAL STATISTICS

Game Records

Record	Overall	Home	Away	Neutral
ALL GAMES	5-8	0-0	3-8	2-0
CONFERENCE	3-6	0-0	3-6	0-0
NON-CONFERENCE	2-2	0-0	0-2	2-0

Score by Periods

Team	1st	2nd	OT	TOT
Wisconsin	426	464	13	903
Opponents	436	468	23	927

Team Box Score

No.	Player				Total		3-Point		F-Throw		Rebounds													
		GP-GS	MIN	AVG	FG-FGA	FG%	3FG-3FGA	3FG%	FT-FTA	FT%	OFF	DEF	TOT	AVG	PF	DQ	A	TO	BLK	STL	PTS	AVG		
2	STORR, AJ	13-13	376:27	29.0	83-187	.444	21-56	.375	37-44	.841	14	38	52	4.0	14	0	12	23	1	4	224	17.2		
5	WAHL, Tyler	13-13	365:37	28.1	52-108	.481	1-4	.250	23-34	.676	24	56	80	6.2	41	2	22	18	9	17	128	9.9		
22	CROWL, Steven	13-13	387:03	29.8	48-98	.490	8-16	.500	21-27	.778	34	60	94	7.2	32	0	21	24	7	5	125	9.6		
23	HEPBURN, Chucky	13-13	443:14	34.1	39-110	.355	14-50	.280	16-20	.800	10	38	48	3.7	26	0	51	16	1	23	108	8.3		
11	KLESMIT, Max	13-13	380:47	29.3	38-101	.376	20-57	.351	12-12	1.000	4	20	24	1.8	25	1	20	15	2	10	108	8.3		
25	BLACKWELL, John	12-0	221:48	18.5	32-72	.444	11-26	.423	23-26	.885	12	28	40	3.3	15	0	9	6	0	3	98	8.2		
31	WINTER, Nolan	13-0	129:55	10.0	14-34	.412	7-21	.333	4-7	.571	7	18	25	1.9	12	0	5	5	0	3	39	3.0		
3	ESSEGIAN, Connor	13-0	102:19	7.9	13-42	.310	7-29	.241	3-4	.750	1	11	12	0.9	7	0	4	6	0	2	36	2.8		
14	GILMORE, Carter	13-0	132:35	10.2	7-15	.467	1-5	.200	4-6	.667	6	11	17	1.3	13	0	4	5	1	2	19	1.5		
35	ILVER, Markus	9-0	43:11	4.8	5-10	.500	3-8	.375	0-0	.000	5	5	10	1.1	7	0	3	1	1	0	13	1.4		
4	MCGEE, Kamari	7-0	40:58	5.9	1-5	.200	1-2	.500	0-0	.000	1	3	4	0.6	2	0	2	1	0	3	3	0.4		
10	LINDSEY, Isaac	6-0	21:59	3.7	1-2	.500	0-0	.000	0-1	.000	1	2	3	0.5	4	0	0	0	0	0	2	0.3		
15	GARD, Isaac	1-0	00:43	0.7	0-0	.000	0-0	.000	0-0	.000	0	0	0	0.0	0	0	0	0	0	0	0	0.0		
12	HAERTLE, Luke	2-0	01:27	0.7	0-0	.000	0-0	.000	0-0	.000	0	1	1	0.5	0	0	0	0	0	0	0	0.0		
21	HODGES, Chris	2-0	01:57	1.0	0-0	.000	0-0	.000	0-2	.000	1	0	1	0.5	0	0	0	0	0	0	0	0.0		
Team											22	21	43				8							
Total		13	2650		333-784	.425	94-274	.343	143-183	.781	142	312	454	34.9	198	3	153	128	22	72	903	69.5		
Opponents		13	2650		337-702	.480	98-247	.397	155-227	.683	89	328	417	32.1	202	3	178	132	74	64	927	71.3		

Team Statistics

	WISC	OPP
Scoring	903	927
Points per game	69.5	71.3
Scoring margin	-1.8	-
Field goals-att	333-784	337-702
Field goal pct	.425	.480
3 point fg-att	94-274	98-247
3-point FG pct	.343	.397
3-pt FG made per game	7.2	7.5
Free throws-att	143-183	155-227
Free throw pct	.781	.683
F-Throws made per game	11.0	11.9
Rebounds	454	417
Rebounds per game	34.9	32.1
Rebounding margin	+2.8	-
Assists	153	178
Assists per game	11.8	13.7
Turnovers	128	132
Turnovers per game	9.8	10.2
Turnover margin	+0.3	-
Assist/turnover ratio	1.2	1.3
Steals	72	64
Steals per game	5.5	4.9
Blocks	22	74
Blocks per game	1.7	5.7
Winning streak	0	-
Home win streak	0	-
Attendance	0	137541
Home games-Avg/Game	0-0	11-12504
Neutral site-Avg/Game	-	2-3500

Team Results

Date	Opponent		Score	Att.
11/14/2023	at Providence	L	59-72	12069
11/20/2023	vs Virginia	W	65-41	3500
11/22/2023	vs SMU	W	69-61	3500
12/05/2023	at Michigan St.	W	70-57	14797
12/09/2023	at Arizona	L	73-98	14688
01/10/2024	at Ohio St.	W	71-60	11276
01/16/2024	at Penn St.	L	83-87	8462
01/23/2024	at Minnesota	W	61-59	10013
02/01/2024	at Nebraska	Lot	72-80	15318
02/07/2024	at Michigan	L	68-72	10698
02/10/2024	at Rutgers	L	56-78	8000
02/17/2024	at Iowa	Lot	86-88	14998
02/27/2024	at Indiana	L	70-74	17222

GAME-BY-GAME STATISTICS

WISCONSIN

Opponent	Date	Score		FG-FGA	PCT	3FG-3FGA	PCT	FT-FTA	PCT	OFF	DEF	TOT	AVG	PF	A	TO	BLK	STL	PTS	AVG
Arkansas St.	11/06/2023	105-76	W	39-60	.650	6-12	.500	21-30	.700	7	26	33	33.0	24	17	14	3	7	105	105.0
Tennessee	11/10/2023	70-80	L	25-61	.410	6-24	.250	14-23	.609	10	21	31	32.0	17	10	9	2	3	70	87.5
at Providence	11/14/2023	59-72	L	21-62	.339	5-20	.250	12-12	1.000	13	17	30	31.3	23	6	12	1	6	59	78.0
Robert Morris	11/17/2023	78-68	W	24-45	.533	3-13	.231	27-40	.675	8	19	27	30.3	15	9	9	2	11	78	78.0
vs Virginia	11/20/2023	65-41	W	25-62	.403	8-18	.444	7-8	.875	20	28	48	33.8	7	15	9	1	4	65	75.4
vs SMU	11/22/2023	69-61	W	26-62	.419	5-24	.208	12-13	.923	16	21	37	34.3	10	7	9	1	11	69	74.3
Western Ill.	11/27/2023	71-49	W	25-47	.532	8-22	.364	13-16	.813	7	22	29	33.6	15	9	8	0	5	71	73.9
Marquette	12/02/2023	75-64	W	23-54	.426	5-20	.250	24-28	.857	15	23	38	34.1	13	9	14	1	6	75	74.0
at Michigan St.	12/05/2023	70-57	W	23-51	.451	10-23	.435	14-14	1.000	11	25	36	34.3	12	17	11	2	5	70	73.6
at Arizona	12/09/2023	73-98	L	29-70	.414	10-21	.476	5-8	.625	6	24	30	33.9	18	13	8	0	3	73	73.5
Jacksonville St.	12/14/2023	75-60	W	26-55	.473	5-16	.313	18-26	.692	10	23	33	33.8	13	11	8	0	10	75	73.6
Chicago St.	12/22/2023	80-53	W	28-56	.500	4-15	.267	20-26	.769	9	33	42	34.5	14	14	7	4	4	80	74.2
Iowa	01/02/2024	83-72	W	27-52	.519	4-16	.250	25-35	.714	8	30	38	34.8	15	15	13	3	9	83	74.8
Nebraska	01/06/2024	88-72	W	33-60	.550	13-26	.500	9-13	.692	7	25	32	34.6	13	18	8	0	6	88	75.8
at Ohio St.	01/10/2024	71-60	W	27-57	.474	7-22	.318	10-11	.909	7	25	32	34.4	13	14	5	3	5	71	75.5
Northwestern	01/13/2024	71-63	W	22-44	.500	7-14	.500	20-26	.769	8	23	31	34.2	16	13	13	1	5	71	75.2
at Penn St.	01/16/2024	83-87	L	28-58	.483	7-16	.438	20-23	.870	11	25	36	34.3	16	15	13	4	2	83	75.6
Indiana	01/19/2024	91-79	W	28-47	.596	10-21	.476	25-29	.862	5	20	25	33.8	19	14	9	0	8	91	76.5
at Minnesota	01/23/2024	61-59	W	23-54	.426	7-17	.412	8-10	.800	9	27	36	33.9	13	14	11	5	5	61	75.7
Michigan St.	01/26/2024	81-66	W	29-57	.509	9-25	.360	14-19	.737	12	23	35	34.0	15	11	6	1	4	81	76.0
at Nebraska	02/01/2024	72-80	Lot	27-64	.422	10-31	.323	8-12	.667	11	31	42	34.3	18	8	16	2	8	72	75.8
Purdue	02/04/2024	69-75	L	27-65	.415	3-19	.158	12-14	.857	10	19	29	34.1	21	15	5	4	6	69	75.5
at Michigan	02/07/2024	68-72	L	25-54	.463	5-19	.263	13-19	.684	7	21	28	33.8	18	7	12	0	5	68	75.1
at Rutgers	02/10/2024	56-78	L	19-58	.328	5-21	.238	13-22	.591	12	28	40	34.1	14	7	12	2	3	56	74.3
Ohio St.	02/13/2024	62-54	W	22-50	.440	7-21	.333	11-16	.688	12	27	39	34.3	12	13	12	0	4	62	73.8
at Iowa	02/17/2024	86-88	Lot	30-63	.476	7-16	.438	19-28	.679	9	23	32	34.2	22	20	7	1	5	86	74.3
Maryland	02/20/2024	74-70	W	21-47	.447	4-17	.235	28-31	.903	8	25	33	34.1	19	6	12	3	3	74	74.3
at Indiana	02/27/2024	70-74	L	30-69	.435	8-26	.308	2-3	.667	10	17	27	33.9	14	10	3	0	10	70	74.1
Illinois	03/02/2024	83-91	L	30-60	.500	6-16	.375	17-23	.739	10	22	32	33.8	24	10	8	2	4	83	74.4
Total		2159		762-1644	.464	194-571	.340	441-578	.763	288	693	981	33.8	463	347	283	48	167	2159	74.4
Opponents		2019		727-1579	.460	201-542	.371	364-508	.717	213	657	870	30.0	538	326	317	115	133	2019	69.6

Wisconsin Averages

Games Played	Points/game	FG Pct	3FG Pct	FT Pct	Rebounds/game	Assists/game	Turnovers/game	Assist/Turnover ratio	Steals/game	Blocks/game
29	74.4	46.4	34.0	76.3	33.8	12.0	9.8	1.2	5.8	1.7

GAME-BY-GAME STATISTICS

OPPONENT

Opponent	Date	Score		FG-FGA	PCT	3FG-3FGA	PCT	FT-FTA	PCT	OFF	DEF	TOT	AVG	PF	A	TO	BLK	STL	PTS	AVG
Arkansas St.	11/06/2023	105-76	W	24-59	.407	4-21	.190	24-33	.727	10	18	28	28.0	21	7	17	0	7	76	76.0
Tennessee	11/10/2023	70-80	L	28-56	.500	5-17	.294	19-23	.826	6	29	35	31.5	22	10	10	3	3	80	78.0
at Providence	11/14/2023	59-72	L	24-41	.585	8-18	.444	16-27	.593	5	28	33	32.0	16	11	18	3	5	72	76.0
Robert Morris	11/17/2023	78-68	W	24-52	.462	13-29	.448	7-9	.778	8	20	28	31.0	32	8	21	2	4	68	74.0
vs Virginia	11/20/2023	65-41	W	15-46	.326	4-14	.286	7-7	1.000	3	18	21	29.0	10	10	8	8	5	41	67.4
vs SMU	11/22/2023	69-61	W	23-51	.451	8-16	.500	7-12	.583	11	20	31	29.3	18	8	15	3	3	61	66.3
Western Ill.	11/27/2023	71-49	W	15-38	.395	4-13	.308	15-24	.625	6	17	23	28.4	21	6	13	4	3	49	63.9
Marquette	12/02/2023	75-64	W	23-55	.418	7-29	.241	11-14	.786	7	16	23	27.8	21	11	11	1	5	64	63.9
at Michigan St.	12/05/2023	70-57	W	23-51	.451	6-19	.316	5-7	.714	5	17	22	27.1	14	15	8	5	5	57	63.1
at Arizona	12/09/2023	73-98	L	35-60	.583	12-26	.462	16-26	.615	4	35	39	28.3	16	26	7	6	5	98	66.6
Jacksonville St.	12/14/2023	75-60	W	24-52	.462	6-15	.400	6-8	.750	6	21	27	28.2	20	7	15	6	3	60	66.0
Chicago St.	12/22/2023	80-53	W	20-63	.317	3-19	.158	10-17	.588	14	21	35	28.8	22	3	7	2	4	53	64.9
Iowa	01/02/2024	83-72	W	27-62	.435	7-17	.412	11-16	.688	8	24	32	29.0	22	13	14	3	5	72	65.5
Nebraska	01/06/2024	88-72	W	26-53	.491	12-26	.462	8-11	.727	3	23	26	28.8	16	16	12	4	4	72	65.9
at Ohio St.	01/10/2024	71-60	W	25-55	.455	6-18	.333	4-10	.400	9	24	33	29.1	12	10	8	7	2	60	65.5
Northwestern	01/13/2024	71-63	W	23-54	.426	6-21	.286	11-15	.733	6	19	25	28.8	24	9	10	1	6	63	65.4
at Penn St.	01/16/2024	83-87	L	32-60	.533	8-20	.400	15-20	.750	4	21	25	28.6	22	11	6	6	8	87	66.6
Indiana	01/19/2024	91-79	W	28-52	.538	6-14	.429	17-21	.810	7	16	23	28.3	23	7	10	2	3	79	67.3
at Minnesota	01/23/2024	61-59	W	22-58	.379	10-24	.417	5-13	.385	13	22	35	28.6	14	15	10	7	5	59	66.9
Michigan St.	01/26/2024	81-66	W	25-60	.417	6-14	.429	10-12	.833	8	17	25	28.5	17	12	8	1	3	66	66.9
at Nebraska	02/01/2024	72-80	Lot	26-58	.448	9-27	.333	19-26	.731	7	28	35	28.8	13	15	12	2	9	80	67.5
Purdue	02/04/2024	69-75	L	27-57	.474	3-11	.273	18-23	.783	14	28	42	29.4	16	12	11	3	4	75	67.8
at Michigan	02/07/2024	68-72	L	23-51	.451	7-20	.350	19-25	.760	7	27	34	29.6	19	6	12	5	4	72	68.0
at Rutgers	02/10/2024	56-78	L	30-67	.448	10-17	.588	8-9	.889	10	33	43	30.1	19	18	7	9	8	78	68.4
Ohio St.	02/13/2024	62-54	W	23-56	.411	7-18	.389	1-2	.500	7	19	26	30.0	16	9	8	3	7	54	67.8
at Iowa	02/17/2024	86-88	Lot	30-57	.526	4-14	.286	24-30	.800	7	28	35	30.2	21	16	9	6	4	88	68.6
Maryland	02/20/2024	74-70	W	24-52	.462	5-15	.333	17-23	.739	6	18	24	29.9	25	9	10	2	5	70	68.7
at Indiana	02/27/2024	70-74	L	29-47	.617	6-14	.429	10-15	.667	4	27	31	30.0	8	17	12	7	1	74	68.9
Illinois	03/02/2024	83-91	L	29-56	.518	9-16	.563	24-30	.800	8	23	31	30.0	18	9	8	4	3	91	69.6
Total		2019		727-1579	.460	201-542	.371	364-508	.717	213	657	870	30.0	538	326	317	115	133	2019	69.6
Wisconsin		2159		762-1644	.464	194-571	.340	441-578	.763	288	693	981	33.8	463	347	283	48	167	2159	74.4

Opponents Averages

Games Played	Points/game	FG Pct	3FG Pct	FT Pct	Rebounds/game	Assists/game	Turnovers/game	Assist/Turnover ratio	Steals/game	Blocks/game
29	69.6	46.0	37.1	71.7	30.0	11.2	10.9	1.0	4.6	4.0

2 | AJ STORR

Sophomore | Guard | 6-7 | 205
Rockford, Ill. | IMG Academy (FL)



X/Twitter: @storr_aj | Instagram: @theajstorr_

GET TO KNOW AJ

All-BIG EAST freshman selection AJ Storr begins his first season with Wisconsin after transferring from St. John's, where he became a key contributor in his first season with the Red Storm. The Rockford, Illinois, native played in all 33 games last season, averaging 8.8 points per game while shooting 40.4 percent (38-for-94) from 3-point range (led all BIG EAST freshmen). Storr started the final 17 games of the season, averaging 11.8 points per game and scoring in double figures 11 times during that stretch. He elevated his play in BIG EAST action by averaging 10.5 points in 20 league contests (12.0 ppg in 15 career BIG EAST starts).

HONORS

- 2023 BIG EAST All-Freshman Team

INDIVIDUAL BENCHMARKS

	SEASON	CAREER
GP/GS	29/29	62/46
10+ POINTS:	27	41
20+ POINTS:	8	10
3+ 3-PTERS MADE:	5	10
5+ REBOUNDS:	10	13
10+ REBOUNDS:	2	2
LED TEAM IN PTS:	9	14
LED TEAM IN 3FG:	5	14

MISCELLANEOUS STATISTICS

- Last 20+ pt game: 21 pts at Iowa (2/17/24)
- Last 30+ pt game: --
- Last 10+ reb game: 12 vs. Ohio State (2/13/24)
- Last double-double: 14p, 12r vs. Ohio State (2/13/24)

TOP PERFORMANCES

- vs Michigan St (1/26/24): Scored a game-high 28 points in the win, shooting 7-for-8 at the FT line.
- at Minnesota (1/23/24): First career double-double tallying 15 points and 12 rebounds in the win.
- vs Chicago State (12/22/23): Scored a career high 29 points (11-18 FG, 3-5 3FG, 4-6 FT).
- at Michigan State (12/5/23): Scored a game-high 22 points, shooting 8-for-11 FG (4-6 3FG), plus 5 reb.
- vs #9 Tennessee (11/10/23): Scored a team-high 17 points, plus 2 assists and 1 rebound.
- vs Arkansas St (11/6/23): Made his Wisconsin debut posting 15 points, 2 rebounds, 1 block and 1 steal.

SEASON HIGHS

POINTS: 29 vs. Chicago State (12/22/23)
FIELD GOALS: 11 (2x) MR at Nebraska (2/1/24)
FG ATTEMPTS: 22 at Nebraska (2/1/24)
3-POINT FGS: 5 at Nebraska (2/1/24)
3-POINT FGAS: 11 at Nebraska (2/1/24)
FREE THROWS: 8 vs. Indiana (1/19/24)
FT ATTEMPTS: 10 vs. Indiana (1/19/24)
REBOUNDS: 12 (2x) MR vs. Ohio State (2/13/24)
ASSISTS: 3 vs. Nebraska (1/6/24)
BLOCKS: 1 (3x) MR at Rutgers (2/10/24)
STEALS: 1 (10x) MR vs. Ohio State (2/13/24)
MINUTES: 38 at Iowa (2/17/24)

CAREER HIGHS

POINTS: 29 vs. Chicago State (12/22/23)
FIELD GOALS: 11 (2x) MR at Nebraska (2/1/24)
FG ATTEMPTS: 22 at Nebraska (2/1/24)
3-POINT FGS: 5 at Nebraska (2/1/24)
3-POINT FGAS: 11 at Nebraska (2/1/24)
FREE THROWS: 8 vs. Indiana (1/19/24)
FT ATTEMPTS: 10 vs. Indiana (1/19/24)
REBOUNDS: 12 (2x) MR vs. Ohio State (2/13/24)
ASSISTS: 5 vs. Georgetown (1/29/23)*
BLOCKS: 2 vs. Seton Hall (2/1/23)*
STEALS: 4 vs. Georgetown (1/29/23)*
MINUTES: 41 at DePaul (2/14/23)*

*recorded at St. John's

GAME-BY-GAME STATISTICS

#2 STORR, AJ

Opponent	Date	GS	MIN	Total		3-Pointers		Free throws		Rebounds			PF	A	TO	BLK	STL	PTS	AVG		
				FG-FGA	PCT	3FG-3FGA	PCT	FT-FTA	PCT	OFF	DEF	TOT								AVG	
Arkansas St.	11/06/2023	*	23:56	6-13	.462	0-2	.000	3-4	.750	0	2	2	2.0	2	2	0	1	1	15	15.0	
Tennessee	11/10/2023	*	33:05	7-20	.350	2-7	.286	1-2	.500	0	1	1	1.5	2	2	0	0	17	16.0		
at Providence	11/14/2023	*	29:42	7-17	.412	2-6	.333	6-6	1.000	1	4	5	2.7	1	1	3	0	22	18.0		
Robert Morris	11/17/2023	*	21:41	3-10	.300	0-2	.000	2-2	1.000	0	0	0	2.0	0	0	1	0	8	15.5		
vs Virginia	11/20/2023	*	21:12	2-6	.333	1-2	.500	2-2	1.000	2	4	6	2.8	0	2	2	0	7	13.8		
vs SMU	11/22/2023	*	18:39	5-11	.455	0-3	.000	1-1	1.000	1	1	2	2.7	0	1	0	1	11	13.3		
Western Ill.	11/27/2023	*	17:24	4-8	.500	1-4	.250	4-4	1.000	0	2	2	2.6	1	0	3	0	13	13.3		
Marquette	12/02/2023	*	30:16	5-14	.357	0-2	.000	3-3	1.000	2	3	5	2.9	1	0	2	0	13	13.3		
at Michigan St.	12/05/2023	*	29:05	8-11	.727	4-6	.667	2-2	1.000	0	5	5	3.1	1	0	3	1	22	14.2		
at Arizona	12/09/2023	*	24:51	4-13	.308	0-0	.000	2-3	.667	1	0	1	2.9	0	0	0	1	10	13.8		
Jacksonville St.	12/14/2023	*	26:33	4-8	.500	0-2	.000	5-5	1.000	1	2	3	2.9	0	0	1	0	13	13.7		
Chicago St.	12/22/2023	*	31:26	11-18	.611	3-5	.600	4-6	.667	1	1	2	2.8	0	1	1	0	29	15.0		
Iowa	01/02/2024	*	30:35	7-13	.538	1-6	.167	1-2	.500	0	2	2	2.8	1	1	2	1	16	15.1		
Nebraska	01/06/2024	*	19:59	3-8	.375	1-3	.333	3-5	.600	2	3	5	2.9	1	3	2	1	10	14.7		
at Ohio St.	01/10/2024	*	29:15	8-15	.533	1-3	.333	0-0	.000	0	3	3	2.9	2	1	1	0	17	14.9		
Northwestern	01/13/2024	*	27:37	4-11	.364	1-2	.500	5-6	.833	1	4	5	3.1	1	1	2	0	14	14.8		
at Penn St.	01/16/2024	*	34:45	7-17	.412	3-7	.429	6-6	1.000	1	4	5	3.2	0	2	2	0	23	15.3		
Indiana	01/19/2024	*	23:33	3-8	.375	1-4	.250	8-10	.800	0	2	2	3.1	2	1	2	0	15	15.3		
at Minnesota	01/23/2024	*	32:18	5-14	.357	0-2	.000	5-6	.833	2	10	12	3.6	1	2	1	0	15	15.3		
Michigan St.	01/26/2024	*	33:10	9-17	.529	3-8	.375	7-8	.875	1	1	2	3.5	1	0	1	0	28	15.9		
at Nebraska	02/01/2024	*	34:33	11-22	.500	5-11	.455	1-2	.500	1	2	3	3.5	3	0	5	0	28	16.5		
Purdue	02/04/2024	*	28:31	4-15	.267	0-4	.000	6-7	.857	0	2	2	3.4	2	1	1	0	14	16.4		
at Michigan	02/07/2024	*	30:43	7-14	.500	1-4	.250	5-5	1.000	1	2	3	3.4	1	1	3	0	20	16.5		
at Rutgers	02/10/2024	*	29:47	5-16	.313	0-5	.000	4-5	.800	1	1	2	3.3	1	0	2	1	14	16.4		
Ohio St.	02/13/2024	*	36:09	4-9	.444	0-1	.000	6-8	.750	6	6	12	3.7	0	0	1	0	14	16.3		
at Iowa	02/17/2024	*	37:37	8-18	.444	2-2	1.000	3-6	.500	2	2	4	3.7	2	2	1	0	21	16.5		
Maryland	02/20/2024	*	28:11	5-13	.385	0-3	.000	0-0	.000	2	6	8	3.9	0	1	2	0	10	16.3		
at Indiana	02/27/2024	*	23:60	6-13	.462	2-5	.400	0-0	.000	1	0	1	3.8	2	0	0	0	14	16.2		
Illinois	03/02/2024	*	29:17	4-12	.333	0-1	.000	5-6	.833	2	1	3	3.7	3	1	1	0	13	16.1		
Totals			29	817:51	166-384	.432	34-112	.304	100-122	.820	32	76	108	3.7	31	26	45	3	10	466	16.1

CAREER STATISTICS

STORR, Aj

SEASON	TEAM	GP-GS	MIN/AVG	Field Goals		3-Point		F-Throws		Rebounds		PF-FO		A	TO	BLK	STL	Scoring		
				FG-FGA	FG%	3FG-3FGA	3FG%	FT-FTA	FT%	OFF	DEF	TOT	AVG					PTS	AVG	
2022-23	SJU	33-17	695/21.1	106-244	.434	38-94	.404	42-56	.750	10	54	64	1.9	54-0	27	36	6	13	292	8.8
2023-24	Wisc	29-29	818/28.2	166-384	.432	34-112	.304	100-122	.820	32	76	108	3.7	31-0	26	45	3	10	466	16.1
TOTAL FOR Wisc		29-29	818/28.2	166-384	.432	34-112	.304	100-122	.820	32	76	108	3.7	31-0	26	45	3	10	466	16.1
TOTAL		62-46	1513/24.4	272-628	.433	72-206	.350	142-178	.798	42	130	172	2.8	85-0	53	81	9	23	758	12.2

3 | CONNOR ESSEGIAN

Sophomore | Guard | 6-4 | 195
Fort Wayne, Ind. | Central Noble



X/Twitter: @CEssegian | Instagram: @connoressegian

INDIVIDUAL BENCHMARKS

Connor Essegian burst onto the scene in his first season at Wisconsin, playing in all 35 games (started final 19) averaging 11.7 points per game. The Fort Wayne, Indiana native became the eighth Badger to earn Big Ten All-Freshman Team honors. He became just the fifth Badger over the last 25 years to average double figures in their freshman season. The sharpshooter made 69 made 3-pointers on the season, breaking the school record for most 3-point field goals by a freshman. One of the most prolific prep scorers in Indiana basketball history, Essegian scored 2,526 career points at Central Noble High School which ranked No. 10 on the all-time scoring list in the state of Indiana. He led Central Noble to the Class 2A state basketball championship as a senior.

HONORS

- 2023 Big Ten All-Freshman Team

GET TO KNOW CONNOR

	SEASON	CAREER
GP/GS:	29/0	64/19
10+ POINTS:	2	26
20+ POINTS:	--	2
3+ 3-PTERS MADE:	2	11
LED TEAM IN PTS:	1	8
LED TEAM IN 3FG:	4	19

MISCELLANEOUS STATISTICS

- Last 4+ 3-pointers: 4 vs. Nebraska (1/6/24)
- Last 20+ pt game: 26 at Michigan (2/26/23)
- Last 30+ pt game: --
- Last 10+ reb game: 11 at Indiana (1/14/23)
- Last double-double: 14p, 11r at Indiana (1/14/23)

TOP PERFORMANCES

- at Rutgers (2/10/24): Season-high 15 points.
- vs Nebraska (1/6/24): Finished with 12 points, hitting 4 triples in 12 minutes off the bench.
- vs #3 Kansas (11/24/22): Played 31 minutes off the bench, sparking UW with 17 pts (6-12 FG and 5 reb
- vs Michigan: Scored a game high 23 points (6-12 FG, 9-10 FT), plus 3 reb in the win
- at Michigan: Scored a career high 24 points

SEASON HIGHS

POINTS: 15 at Rutgers (2/10/24)
FIELD GOALS: 5 at Rutgers (2/10/24)
FG ATTEMPTS: 12 at Rutgers (2/10/24)
3-POINT FGS: 4 vs. Nebraska (1/6/24)
3-POINT FGAS: 8 at Rutgers (2/10/24)
FREE THROWS: 2 (3x) MR vs. Maryland (2/20/24)
FT ATTEMPTS: 2 (5x) MR vs. Maryland (2/20/24)
REBOUNDS: 3 vs. Chicago State (12/22/23)
ASSISTS: 1 (7x) MR at Michigan (2/7/24)
BLOCKS: --
STEALS: 2 vs. Tennessee (11/10/23)
MINUTES: 24 at Rutgers (2/10/24)

CAREER HIGHS

POINTS: 24 at Michigan (2/26/23)
FIELD GOALS: 10 at Michigan (2/26/23)
FG ATTEMPTS: 21 at Michigan (2/26/23)
3-POINT FGS: 5 vs. Northwestern (2/5/23)
3-POINT FGAS: 11 vs. Northwestern (2/5/23)
FREE THROWS: 9 (2x) MR vs. Bradley (3/14/23)
FT ATTEMPTS: 10 vs. Michigan (2/14/23)
REBOUNDS: 11 at Indiana (1/14/23)
ASSISTS: 3 (2x) MR vs. Maryland (12/6/22)
BLOCKS: 1 (2x) MR vs. Maryland (12/6/22)
STEALS: 2 (2x) MR vs. Tennessee (11/10/23)
MINUTES: 39 at Nebraska (2/11/23)

GAME-BY-GAME STATISTICS

#3 ESSEGIAN, Connor

Opponent	Date	GS	MIN	Total		3-Pointers		Free throws		Rebounds			PF	A	TO	BLK	STL	PTS	AVG		
				FG-FGA	PCT	3FG-3FGA	PCT	FT-FTA	PCT	OFF	DEF	TOT								AVG	
Arkansas St.	11/06/2023		04:35	2-3	.667	0-0	.000	0-0	.000	0	1	1	1.0	1	0	0	0	4	4.0		
Tennessee	11/10/2023		11:27	1-2	.500	0-1	.000	2-2	1.000	1	1	2	1.5	2	0	2	0	2	4.0		
at Providence	11/14/2023		06:19	0-3	.000	0-1	.000	0-0	.000	0	0	0	1.0	1	1	0	0	0	2.7		
Robert Morris	11/17/2023		06:39	0-1	.000	0-1	.000	0-0	.000	0	0	0	0.8	0	0	0	0	0	2.0		
vs Virginia	11/20/2023		04:17	1-3	.333	0-2	.000	0-0	.000	0	2	2	1.0	0	0	0	0	2	2.0		
vs SMU	11/22/2023		12:50	2-6	.333	1-5	.200	0-0	.000	1	1	2	1.2	0	1	2	0	5	2.5		
Western Ill.	11/27/2023		13:38	2-7	.286	2-6	.333	0-0	.000	0	2	2	1.3	1	1	0	0	6	3.0		
Marquette	12/02/2023		03:11	0-1	.000	0-1	.000	0-0	.000	0	0	0	1.1	0	0	1	0	0	2.6		
at Michigan St.	12/05/2023		03:55	1-1	1.000	1-1	1.000	0-0	.000	0	0	0	1.0	0	0	0	0	1	3	2.7	
at Arizona	12/09/2023		08:06	0-2	.000	0-1	.000	0-0	.000	0	0	0	0.9	1	0	0	0	0	2.4		
Jacksonville St.	12/14/2023		03:57	1-2	.500	1-2	.500	0-0	.000	0	0	0	0.8	0	1	0	0	0	3	2.5	
Chicago St.	12/22/2023		18:22	2-5	.400	1-3	.333	0-0	.000	0	3	3	1.0	4	0	0	0	5	2.7		
Iowa	01/02/2024		00:21	0-0	.000	0-0	.000	0-0	.000	0	1	1	1.0	0	0	0	0	0	2.5		
Nebraska	01/06/2024		12:27	4-9	.444	4-7	.571	0-0	.000	0	1	1	1.0	0	0	0	0	12	3.1		
at Ohio St.	01/10/2024		07:27	1-3	.333	1-3	.333	0-0	.000	0	2	2	1.1	0	0	0	0	3	3.1		
Northwestern	01/13/2024		02:56	2-2	1.000	1-1	1.000	0-0	.000	0	0	0	1.0	0	0	0	0	5	3.3		
at Penn St.	01/16/2024		06:32	1-3	.333	0-2	.000	1-2	.500	0	1	1	1.0	0	1	0	0	3	3.2		
Indiana	01/19/2024		06:13	1-2	.500	0-1	.000	2-2	1.000	0	0	0	0.9	1	0	0	0	4	3.3		
at Minnesota	01/23/2024		06:22	1-2	.500	0-1	.000	0-0	.000	0	1	1	0.9	1	0	1	0	2	3.2		
Michigan St.	01/26/2024		06:23	3-4	.750	2-3	.667	0-0	.000	0	0	0	0.9	3	0	0	0	8	3.5		
at Nebraska	02/01/2024		04:00	1-1	1.000	1-1	1.000	0-0	.000	0	0	0	0.9	0	0	0	0	3	3.4		
Purdue	02/04/2024		11:50	3-7	.429	0-4	.000	0-0	.000	0	1	1	0.9	2	1	0	0	6	3.5		
at Michigan	02/07/2024		09:53	0-3	.000	0-2	.000	0-0	.000	0	1	1	0.9	0	1	1	0	0	3.4		
at Rutgers	02/10/2024		23:33	5-12	.417	3-8	.375	2-2	1.000	0	2	2	0.9	1	0	1	0	15	3.9		
Ohio St.	02/13/2024		10:22	0-1	.000	0-0	.000	0-0	.000	0	0	0	0.9	0	0	0	0	0	3.7		
at Iowa	02/17/2024		03:39	0-1	.000	0-1	.000	0-0	.000	0	0	0	0.8	2	0	0	0	0	3.6		
Maryland	02/20/2024		06:54	0-2	.000	0-2	.000	2-2	1.000	0	1	1	0.9	0	0	0	0	2	3.5		
at Indiana	02/27/2024		05:26	0-2	.000	0-1	.000	0-0	.000	0	1	1	0.9	1	0	0	0	1	0	3.4	
Illinois	03/02/2024		05:52	0-1	.000	0-1	.000	0-0	.000	0	2	2	0.9	2	0	2	0	0	0	3.3	
Totals			0	227:26	34-91	.374	18-62	.290	9-10	.900	2	24	26	0.9	23	7	11	0	4	95	3.3

CAREER STATISTICS

ESSEGIAN, Connor

			Field Goals		3-Point		F-Throws		Rebounds											Scoring	
SEASON	TEAM	GP-GS	MIN/AVG	FG-FGA	FG%	3FG-3FGA	3FG%	FT-FTA	FT%	OFF	DEF	TOT	AVG	PF-FO	A	TO	BLK	STL	PTS	AVG	
2022-23	Wisc	35-19	959/27.4	133-329	.404	69-192	.359	76-86	.884	24	107	131	3.7	60-0	26	36	1	19	411	11.7	
2023-24	Wisc	29-0	227/7.8	34-91	.374	18-62	.290	9-10	.900	2	24	26	0.9	23-0	7	11	0	4	95	3.3	
TOTAL		64-19	1186/18.5	167-420	.398	87-254	.343	85-96	.885	26	131	157	2.5	83-0	33	47	1	23	506	7.9	

4 | KAMARI McGEE

Junior | Guard | 6-0 | 180
Racine, Wis. | Racine St. Catherine's



X/Twitter: @KamariMcGee | Instagram: @killa._kam

GET TO KNOW KAMARI

A native of Racine, Wisconsin, junior guard Kamari McGee begins his second season representing his home state Badgers in 2023-24. As someone who grew up in the state of Wisconsin, McGee is realizing a lifelong dream of being a Wisconsin Badger. Embracing his role, McGee played in all 30 games last season coming off of the bench and providing key production and energy as a reserve. McGee was integral in helping UW end its season with momentum, which included a postseason run to the semifinals of the NIT. A vocal team leader and a great representative of the University of Wisconsin, McGee is in position again to be a key asset this season for a loaded Badgers squad.

INDIVIDUAL BENCHMARKS

	SEASON	CAREER
GP/GS:	18/0	79/21
10+ POINTS:	--	16
20+ POINTS:	--	5
3+ ASSISTS:	--	9
2+ STEALS:	3	11
LED TEAM IN PTS:	--	11
LED TEAM IN AST:	--	12

MISCELLANEOUS STATISTICS

- Last 3+ 3-pointers: 3 vs. Rutgers (2/18/23)
- Last 20+ pt game: 20 at Detroit Mercy (3/1/22)*
- Last 30+ pt game: --
- Last 4+ ast game: 4 vs. Cleveland State (2/20/22)*
- Last double-double: --

TOP PERFORMANCES

- vs Robert Morris (11/17/23): Season high 17 minutes off bench with 6 points (4-6 FT), 1 reb, 1 stl.
- vs Michigan (2/26/23): Played a season high 25 points in a win over Michigan, tallying 6 pts and 3 reb
- at Marquette (12/3/22): Scored his first points as a Badger, finishing with 5 pts off the bench in a win.
- vs Wright State (2/9/22): Finished with a career high 24 points, 5 rebounds and 5 steals for Green Bay

SEASON HIGHS

- POINTS: 6 vs. Robert Morris (11/17/23)
- FIELD GOALS: 2 vs. Nebraska (1/6/24)
- FG ATTEMPTS: 3 (2x) MR vs. Chicago St (12/22/23)
- 3-POINT FGS: 1 (2x) MR vs. Nebraska (1/6/24)
- 3-POINT FGAS: 1 (6x) MR vs. Indiana (1/19/24)
- FREE THROWS: 4 vs. Robert Morris (11/17/23)
- FT ATTEMPTS: 6 vs. Robert Morris (11/17/23)
- REBOUNDS: 2 (4x) MR vs. Indiana (1/19/24)
- ASSISTS: 2 (3x) MR vs. Iowa (1/2/24)
- BLOCKS: --
- STEALS: 3 vs. Iowa (1/2/24)
- MINUTES: 17 vs. Robert Morris (11/17/23)

CAREER HIGHS

- POINTS: 24 vs. Wright State (2/9/22)*
- FIELD GOALS: 9 (2x) MR vs. Wright State (2/9/22)*
- FG ATTEMPTS: 19 vs. UIC (1/15/22)*
- 3-POINT FGS: 3 vs. Rutgers (2/18/23)
- 3-POINT FGAS: 8 at Milwaukee (2/13/22)*
- FREE THROWS: 8 vs. Milwaukee (1/5/22)*
- FT ATTEMPTS: 8 vs. Milwaukee (1/5/22)*
- REBOUNDS: 9 (2x) MR vs. Detroit (3/1/22)*
- ASSISTS: 4 (2x) MR vs. Cleveland St (2/20/22)*
- BLOCKS: 1 (2x) MR vs. Pur-Ft Wayne (2/18/22)*
- STEALS: 4 at IUPUI (2/26/22)*
- MINUTES: 40 vs. UIC (1/15/22)*

*recorded at Green Bay

GAME-BY-GAME STATISTICS

#4 MCGEE, Kamari

Opponent	Date	GS	MIN	Total		3-Pointers		Free throws		Rebounds			PF	A	TO	BLK	STL	PTS	AVG	
				FG-FGA	PCT	3FG-3FGA	PCT	FT-FTA	PCT	OFF	DEF	TOT								AVG
Arkansas St.	11/06/2023		07:15	1-1	1.000	0-0	.000	0-0	.000	0	1	1	1.0	2	0	2	0	2	2.0	
Tennessee	11/10/2023		02:01	0-0	.000	0-0	.000	0-0	.000	0	0	0	0.5	1	0	0	0	0	1.0	
at Providence	11/14/2023		00:44	0-0	.000	0-0	.000	0-0	.000	0	0	0	0.3	1	0	0	0	0	0.7	
Robert Morris	11/17/2023		16:46	1-1	1.000	0-0	.000	4-6	.667	0	1	1	0.5	3	0	0	0	1	6.0	
vs Virginia	11/20/2023		14:01	1-3	.333	1-1	1.000	0-0	.000	0	0	0	0.4	1	2	0	0	3	2.2	
vs SMU	11/22/2023		11:40	0-1	.000	0-1	.000	0-0	.000	0	2	2	0.7	0	0	0	0	2	0.8	
Western Ill.	11/27/2023		09:14	0-1	.000	0-1	.000	0-0	.000	0	0	0	0.6	2	2	0	0	1	0.6	
Marquette	12/02/2023		04:17	0-0	.000	0-0	.000	0-0	.000	0	0	0	0.5	1	0	0	0	0	1.4	
at Michigan St.	12/05/2023		03:24	0-1	.000	0-0	.000	0-0	.000	1	0	1	0.6	0	0	1	0	1	0.2	
at Arizona	12/09/2023		04:08	0-0	.000	0-0	.000	0-0	.000	0	0	0	0.5	0	0	0	0	0	1.1	
Jacksonville St.	12/14/2023		07:38	0-1	.000	0-0	.000	2-2	1.000	1	1	2	0.6	1	0	2	0	1	2.2	
Chicago St.	12/22/2023		06:36	1-3	.333	0-1	.000	0-0	.000	0	1	1	0.7	0	0	0	0	2	1.3	
Iowa	01/02/2024		10:09	1-1	1.000	0-0	.000	0-0	.000	0	2	2	0.8	1	2	1	0	3	2.3	
Nebraska	01/06/2024		05:54	2-2	1.000	1-1	1.000	0-0	.000	0	1	1	0.8	2	0	0	0	1	5.6	
at Ohio St.	01/10/2024		03:11	0-0	.000	0-0	.000	0-0	.000	0	1	1	0.8	0	0	0	0	0	1.5	
Northwestern	01/13/2024		01:36	0-0	.000	0-0	.000	0-0	.000	0	0	0	0.8	0	0	0	0	0	1.4	
at Penn St.	01/16/2024		03:50	0-0	.000	0-0	.000	0-0	.000	0	0	0	0.7	0	0	0	0	0	1.3	
Indiana	01/19/2024		10:22	1-2	.500	0-1	.000	2-3	.667	0	2	2	0.8	1	1	0	0	2	4.4	
Totals			0 122:46	8-17	.471	2-6	.333	8-11	.727	2	12	14	0.8	16	7	6	0	12	26	1.4

CAREER STATISTICS

MCGEE, Kamari

SEASON	TEAM	GP-GS	MIN/AVG	Field Goals		3-Point				F-Throws		Rebounds			PF-FO	A	TO	BLK	STL	Scoring	
				FG-FGA	FG%	3FG-3FGA	3FG%	FT-FTA	FT%	OFF	DEF	TOT	PTS	AVG							
2021-22	GB	30-21	873/29.1	132-340	.388	25-91	.275	59-73	.808	16	67	83	2.8	72-1	58	76	2	32	348	11.6	
2022-23	Wisc	31-0	219/7.1	14-50	.280	5-27	.185	7-8	.875	4	16	20	0.6	24-0	16	8	0	7	40	1.3	
2023-24	Wisc	18-0	123/6.8	8-17	.471	2-6	.333	8-11	.727	2	12	14	0.8	16-0	7	6	0	12	26	1.4	
TOTAL FOR Wisc		49-0	342/7.0	22-67	.328	7-33	.212	15-19	.789	6	28	34	0.7	40-0	23	14	0	19	66	1.3	
TOTAL		79-21	1215/15.4	154-407	.378	32-124	.258	74-92	.804	22	95	117	1.5	112-1	81	90	2	51	414	5.2	

5 | TYLER WAHL

Graduate Student | Forward | 6-9 | 225
Lakeville, Minn. | Lakeville North



X/Twitter: @tjwahl01 | Instagram: @tjwahl01

GET TO KNOW TYLER

Wisconsin's most experienced player, fifth-year senior Tyler Wahl has developed into one of the most versatile players in college basketball. Wahl does a little bit of everything for the Badgers, finishing last season ranked second in rebounding (6.3 rpg), third in assists (2.3 apg), third in steals (1.2 spg) and fourth in scoring (11.3 ppg). Wahl finished the 2022-23 season with momentum and returning to form, averaging 10.9 points (48.2% FG), 7.3 rebounds, 2.9 assists and 1.5 steals per game over the final 10 games.

HONORS

- 2023 Fort Myers Tip-Off Tournament MVP
- 2022 All-Big Ten Honorable Mention
- 2022 Battle 4 Atlantis All-Tournament Team
- 2021 Maui Invitational All-Tournament Team

INDIVIDUAL BENCHMARKS

	SEASON	CAREER
GP/GS:	29/29	155/114
10+ POINTS:	19	62
20+ POINTS:	2	8
5+ REBOUNDS:	20	84
10+ REBOUNDS:	2	14
DOUBLE-DOUBLES:	--	9
LED UW IN PTS:	8	18
LED UW IN REB:	6	36

MISCELLANEOUS STATISTICS

- Last 20+ pt game: 20 vs. Illinois (3/2/24)
- Last 30+ pt game: --
- Last 10+ reb game: 12 at Rutgers (2/10/24)
- Last double-double: 19p, 10r vs. Ohio St. (3/8/23)

TOP PERFORMANCES

- vs #13 Illinois (3/2/24): Scored a team-high 20 pts (9-14 FG, 1-1 3FG), plus 7 reb, 2 ast, 1 stl and 1 blk.
- vs #2 Purdue (2/4/24): Led Wisconsin in points (20), rebounds (7), assists (5), steals (3) and blocks (2).
- at Minnesota (1/23/24): Game-high 16 pts (6-7 FG, 1-1 3FG, 3-4 FT), plus 4 ast, 3 reb and 3 blk in win.
- vs Iowa (1/2/24): Season high 19 points (11-13 FT), plus 8 rebounds, 2 assists, 2 steals and 1 block.

SEASON HIGHS

POINTS: 20 (2x) MR vs. Illinois (3/2/24)
FIELD GOALS: 10 vs. Purdue (2/4/24)
FG ATTEMPTS: 16 vs. Purdue (2/4/24)
3-POINT FGS: 1 (3x) MR vs. Illinois (3/2/24)
3-POINT FGAS: 2 at Providence (11/14/23)
FREE THROWS: 11 vs. Iowa (1/2/24)
FT ATTEMPTS: 13 vs. Iowa (1/2/24)
REBOUNDS: 12 at Rutgers (2/10/24)
ASSISTS: 5 vs. Purdue (2/4/24)
BLOCKS: 3 at Minnesota (1/23/24)
STEALS: 3 (4x) MR at Indiana (2/27/24)
MINUTES: 39 vs. Illinois (3/2/24)

CAREER HIGHS

POINTS: 23 (2x) MR vs. Kansas (11/24/22)
FIELD GOALS: 10 vs. Purdue (2/4/24)
FG ATTEMPTS: 19 vs. Kansas (11/24/22)
3-POINT FGS: 2 (3x) MR vs. Ohio State (1/13/22)
3-POINT FGAS: 5 at Nebraska (2/10/21)
FREE THROWS: 11 vs. Iowa (1/2/24)
FT ATTEMPTS: 13 vs. Iowa (1/2/24)
REBOUNDS: 15 vs. Green Bay (12/1/20)
ASSISTS: 8 at Penn State (2/8/23)
BLOCKS: 4 vs. Saint Mary's (11/24/21)
STEALS: 5 (2x) MR vs. Nebraska (3/6/22)
MINUTES: 42 at Penn State (2/8/23)

GAME-BY-GAME STATISTICS

#5 WAHL, Tyler																				
Opponent	Date	GS	MIN	Total		3-Pointers		Free throws		Rebounds				PF	A	TO	BLK	STL	PTS	AVG
				FG-FGA	PCT	3FG-3FGA	PCT	FT-FTA	PCT	OFF	DEF	TOT	AVG							
Arkansas St.	11/06/2023	*	13:16	4-5	.800	0-0	.000	0-1	.000	1	0	1	1.0	4	2	3	0	1	8	8.0
Tennessee	11/10/2023	*	32:43	4-6	.667	0-0	.000	2-7	.286	1	7	8	4.5	2	2	3	1	0	10	9.0
at Providence	11/14/2023	*	28:46	3-9	.333	0-2	.000	0-0	.000	1	4	5	4.7	3	0	2	1	2	6	8.0
Robert Morris	11/17/2023	*	28:37	5-5	1.000	0-0	.000	8-12	.667	3	2	5	4.8	3	1	3	1	1	18	10.5
vs Virginia	11/20/2023	*	25:32	4-13	.308	0-0	.000	1-2	.500	7	3	10	5.8	1	2	0	0	1	9	10.2
vs SMU	11/22/2023	*	26:15	6-11	.545	0-0	.000	2-2	1.000	4	2	6	5.8	4	0	0	1	2	14	10.8
Western Ill.	11/27/2023	*	26:06	4-5	.800	0-0	.000	4-5	.800	0	3	3	5.4	1	0	0	0	12	11.0	
Marquette	12/02/2023	*	27:53	3-7	.429	0-1	.000	4-5	.800	4	3	7	5.6	2	1	1	0	0	10	10.9
at Michigan St.	12/05/2023	*	22:29	3-7	.429	0-0	.000	2-2	1.000	3	5	8	5.9	2	2	2	1	0	8	10.6
at Arizona	12/09/2023	*	25:17	3-9	.333	0-1	.000	2-3	.667	1	4	5	5.8	5	1	1	0	0	8	10.3
Jacksonville St.	12/14/2023	*	29:51	7-12	.583	0-0	.000	2-2	1.000	3	4	7	5.9	1	2	2	0	1	16	10.8
Chicago St.	12/22/2023	*	25:49	5-7	.714	0-0	.000	1-3	.333	1	3	4	5.8	1	1	2	0	0	11	10.8
Iowa	01/02/2024	*	28:37	4-6	.667	0-0	.000	11-13	.846	3	5	8	5.9	1	2	1	1	2	19	11.5
Nebraska	01/06/2024	*	31:02	6-10	.600	1-1	1.000	4-6	.667	4	4	8	6.1	2	4	1	0	1	17	11.9
at Ohio St.	01/10/2024	*	30:13	4-6	.667	0-0	.000	3-4	.750	1	4	5	6.0	3	2	1	1	1	11	11.8
Northwestern	01/13/2024	*	30:41	2-4	.500	0-0	.000	7-11	.636	1	0	1	5.7	3	2	2	0	0	11	11.8
at Penn St.	01/16/2024	*	33:47	3-7	.429	0-0	.000	5-6	.833	2	5	7	5.8	3	2	5	1	1	11	11.7
Indiana	01/19/2024	*	24:20	3-4	.750	0-0	.000	2-2	1.000	1	1	2	5.6	4	0	1	0	0	8	11.5
at Minnesota	01/23/2024	*	33:28	6-7	.857	1-1	1.000	3-4	.750	1	2	3	5.4	3	4	1	3	0	16	11.7
Michigan St.	01/26/2024	*	28:51	3-7	.429	0-1	.000	0-1	.000	1	5	6	5.5	2	0	3	0	1	6	11.5
at Nebraska	02/01/2024	*	32:40	2-5	.400	0-0	.000	3-5	.600	1	7	8	5.6	4	3	1	1	3	7	11.2
Purdue	02/04/2024	*	35:31	10-16	.625	0-1	.000	0-0	.000	6	1	7	5.6	3	5	1	2	3	20	11.6
at Michigan	02/07/2024	*	29:12	6-7	.857	0-0	.000	0-1	.000	0	4	4	5.6	3	2	2	0	3	12	11.7
at Rutgers	02/10/2024	*	31:20	3-8	.375	0-0	.000	1-3	.333	2	10	12	5.8	2	0	2	0	0	7	11.5
Ohio St.	02/13/2024	*	33:42	5-9	.556	0-1	.000	0-0	.000	0	7	7	5.9	1	3	2	0	0	10	11.4
at Iowa	02/17/2024	*	22:06	5-8	.625	0-0	.000	0-0	.000	1	2	3	5.8	5	3	1	0	1	10	11.3
Maryland	02/20/2024	*	33:36	6-9	.667	0-0	.000	6-7	.857	2	4	6	5.8	4	1	3	1	1	18	11.6
at Indiana	02/27/2024	*	24:32	4-11	.364	0-0	.000	1-2	.500	0	4	4	5.7	3	1	0	0	3	9	11.5
Illinois	03/02/2024	*	38:40	9-14	.643	1-1	1.000	1-3	.333	4	3	7	5.8	2	2	1	1	1	20	11.8
Totals			29 834:51	132-234	.564	3-10	.300	75-112	.670	59	108	167	5.8	77	50	47	18	29	342	11.8

CAREER STATISTICS

WAHL, Tyler						Field Goals		3-Point		F-Throws		Rebounds								Scoring	
SEASON	TEAM	GP-GS	MIN/AVG	FG-FGA	FG%	3FG-3FGA	3FG%	FT-FTA	FT%	OFF	DEF	TOT	AVG	PF-FO	A	TO	BLK	STL	PTS	AVG	
2019-20	Wisc	31-3	478/15.4	34-79	.430	6-28	.214	7-18	.389	34	48	82	2.6	64-0	32	33	5	20	81	2.6	
2020-21	Wisc	31-18	762/24.6	58-133	.436	10-36	.278	34-60	.567	33	100	133	4.3	68-1	42	28	21	31	160	5.2	
2021-22	Wisc	32-32	973/30.4	145-281	.516	6-37	.162	70-100	.700	52	137	189	5.9	80-1	49	52	25	37	366	11.4	
2022-23	Wisc	32-32	1008/31.5	134-317	.423	10-34	.294	83-131	.634	50	151	201	6.3	84-2	81	71	14	39	361	11.3	
2023-24	Wisc	29-29	835/28.8	132-234	.564	3-10	.300	75-112	.670	59	108	167	5.8	77-2	50	47	18	29	342	11.8	
TOTAL		155-114	4055/26.2	503-1044	.482	35-145	.241	269-421	.639	228	544	772	5.0	373-6	254	231	83	156	1310	8.5	

10

ISAAC LINDSEY

Junior | Guard | 6-4 | 185

Mineral Point, Wis. | Mineral Point



X/Twitter: @IsaacLindsey10 | Instagram: @isaaclindsey_

GET TO KNOW ISAAC

A transfer from UNLV, Isaac Lindsey returned home to Wisconsin and is now in his third season with the Badgers in 2023-24. Last year, the 6-foot-4 guard was placed on scholarship and played in 23 games for the Badgers. Lindsey brought a burst of energy from off the bench in some key spots for UW, including a season-high eight points vs. No. 5 Purdue. A two-time First-Team All-State selection and two-time All-Area Player of the Year, Lindsey totaled 1,420 points, 272 assists and 137 steals at Mineral Point High School. The three-sport star also played baseball and football at Mineral Point. He started all four seasons at quarterback in football and shortstop in baseball. In baseball, Lindsey helped Mineral Point qualify for the WIAA state tournament two seasons in a row, marking the first time the school had been there since 1974.

HONORS

- Academic All-Big Ten (2023)

INDIVIDUAL BENCHMARKS

	SEASON	CAREER
GP/GS:	15/0	45/0
10+ POINTS:	--	--
2+ 3FG:	--	1
LED UW IN PTS:	--	--
LED UW IN 3FG:	--	--
10+ MIN PLAYED:	1	5

MISCELLANEOUS STATISTICS

- Last 20+ pt game: --
- Last 30+ pt game: --

TOP PERFORMANCES

- vs Arkansas State (11/6/23): Matched a career high scoring 8 points playing a career high 17 minutes.
- vs #5 Purdue (3/1/22): Scored a career high 8 points (3-3 FG, 2-2 3FG) in just 5 minutes off the bench.

SEASON HIGHS

POINTS: 8 vs. Arkansas State (11/6/23)
FIELD GOALS: 3 vs. Arkansas State (11/6/23)
FG ATTEMPTS: 6 vs. Arkansas State (11/6/23)
3-POINT FGS: 1 vs. Arkansas State (11/6/23)
3-POINT FGAS: 3 vs. Arkansas State (11/6/23)
FREE THROWS: 1 vs. Arkansas State (11/6/23)
FT ATTEMPTS: 1 (2x) MR at Rutgers (2/10/24)
REBOUNDS: 1 (5x) MR at Rutgers (2/10/24)
ASSISTS: 2 vs. Arkansas State (11/6/23)
BLOCKS: 1 vs. Arkansas State (11/6/23)
STEALS: 1 (3x) MR vs. Robert Morris (11/17/23)
MINUTES: 17 vs. Arkansas State (11/6/23)

CAREER HIGHS

POINTS: 8 (2x) MR vs. Arkansas St (11/6/23)
FIELD GOALS: 3 (2x) MR vs. Arkansas St (11/6/23)
FG ATTEMPTS: 6 vs. Arkansas State (11/6/23)
3-POINT FGS: 2 vs. Purdue (3/2/23)
3-POINT FGAS: 3 (2x) MR vs. Arkansas St (11/6/23)
FREE THROWS: 1 (2x) MR vs. Arkansas St (11/6/23)
FT ATTEMPTS: 2 vs. Kansas (11/24/22)
REBOUNDS: 4 vs Michigan St. (1/10/23)
ASSISTS: 2 vs. Arkansas State (11/6/23)
BLOCKS: 1 (3x) MR vs. Arkansas St (11/6/23)
STEALS: 1 (3x) MR vs. Robert Morris (11/17/23)
MINUTES: 17 vs. Arkansas State (11/6/23)

GAME-BY-GAME STATISTICS

#10 LINDSEY, Isaac

Opponent	Date	GS	MIN	Total		3-Pointers		Free throws		Rebounds				PF A TO BLK STL				PTS	AVG	
				FG-FGA	PCT	3FG-3FGA	PCT	FT-FTA	PCT	OFF	DEF	TOT	AVG	PF	A	TO	BLK			STL
Arkansas St.	11/06/2023		17:04	3-6	.500	1-3	.333	1-1	1.000	0	0	0	0.0	2	2	1	1	0	8	8.0
at Providence	11/14/2023		08:33	0-1	.000	0-0	.000	0-0	.000	0	0	0	0.0	2	0	0	0	0	0	4.0
Robert Morris	11/17/2023		03:18	0-1	.000	0-0	.000	0-0	.000	0	0	0	0.0	0	0	0	0	1	0	2.7
vs Virginia	11/20/2023		01:03	0-0	.000	0-0	.000	0-0	.000	1	0	1	0.3	0	0	0	0	0	0	2.0
Western Ill.	11/27/2023		01:29	0-1	.000	0-1	.000	0-0	.000	0	1	1	0.4	1	0	0	0	0	0	1.6
at Arizona	12/09/2023		00:46	0-0	.000	0-0	.000	0-0	.000	0	0	0	0.3	0	0	0	0	0	0	1.3
Jacksonville St.	12/14/2023		04:03	0-1	.000	0-1	.000	0-0	.000	0	0	0	0.3	0	0	0	0	0	0	1.1
Chicago St.	12/22/2023		02:21	0-0	.000	0-0	.000	0-0	.000	0	0	0	0.3	0	1	0	0	0	0	1.0
Nebraska	01/06/2024		02:06	0-1	.000	0-1	.000	0-0	.000	0	0	0	0.2	0	0	0	0	0	0	0.9
at Penn St.	01/16/2024		00:06	0-0	.000	0-0	.000	0-0	.000	0	0	0	0.2	0	0	0	0	0	0	0.8
Indiana	01/19/2024		00:41	0-0	.000	0-0	.000	0-0	.000	0	0	0	0.2	0	0	0	0	0	0	0.7
at Minnesota	01/23/2024		04:14	0-0	.000	0-0	.000	0-0	.000	0	1	1	0.3	0	0	0	0	0	0	0.7
Michigan St.	01/26/2024		02:58	0-0	.000	0-0	.000	0-0	.000	0	1	1	0.3	0	0	0	0	0	0	0.6
at Rutgers	02/10/2024		07:16	1-1	1.000	0-0	.000	0-1	.000	0	1	1	0.4	2	0	0	0	0	2	0.7
Ohio St.	02/13/2024		01:51	0-1	.000	0-1	.000	0-0	.000	0	0	0	0.3	1	0	0	0	0	0	0.7
Totals		0	57:50	4-13	.308	1-7	.143	1-2	.500	1	4	5	0.3	8	3	1	1	1	10	0.7

CAREER STATISTICS

LINDSEY, Isaac

				Field Goals		3-Point		F-Throws		Rebounds								Scoring		
SEASON	TEAM	GP-GS	MIN/AVG	FG-FGA	FG%	3FG-3FGA	3FG%	FT-FTA	FT%	OFF	DEF	TOT	AVG	PF-FO	A	TO	BLK	STL	PTS	AVG
2021-22	Wisc	6-0	12/2.0	1-5	.200	1-3	.333	0-0	.000	0	0	0	0.0	0-0	0	0	0	0	3	0.5
2022-23	Wisc	24-0	142/5.9	13-41	.317	8-24	.333	1-2	.500	3	15	18	0.8	20-0	2	2	1	3	35	1.5
2023-24	Wisc	15-0	58/3.9	4-13	.308	1-7	.143	1-2	.500	1	4	5	0.3	8-0	3	1	1	1	10	0.7
TOTAL		45-0	211/4.7	18-59	.305	10-34	.294	2-4	.500	4	19	23	0.5	28-0	5	3	2	4	48	1.1

11 | MAX KLESMIT

Junior | Guard | 6-9 | 225
Neenah, Wis. | Neenah



X/Twitter: @maxkle2 | Instagram: @maxklesmit

GET TO KNOW MAX

A high-scoring guard for two seasons at Wofford, transfer Max Klesmit found his offensive stride down the stretch last season for Wisconsin. The Neenah, Wisconsin native scored in double figures for UW in seven of the last 12 games, including 15-plus points in four of the last eight games. The Badgers advanced to the NIT semifinals, during which Klesmit averaged 10.8 points while shooting 48.1 percent from the floor.

HONORS

- 2022 Third-Team All-Southern Conference
- 2022 Southern Conference All-Freshman Team

INDIVIDUAL BENCHMARKS

	SEASON	CAREER
GP/GS:	29/29	112/95
10+ POINTS:	15	60
20+ POINTS:	3	10
3+ ASSISTS:	5	20
LED TEAM IN PTS:	4	14
LED TEAM IN 3FG:	12	35

MISCELLANEOUS STATISTICS

- Last 4+ 3-pointers: 5 vs. Indiana (1/19/24)
- Last 20+ pt game: 26 vs. Indiana (1/19/24)
- Last 30+ pt game: --
- Last double-double: 19p, 10r vs. Ohio St. (3/8/23)
*recorded at Wofford

TOP PERFORMANCES

- vs Indiana (1/19/24): Scored 26 points, his most as a Badger, shooting 8-for-11 from the floor (5-7 3FG).
- vs Northwestern (1/13/24): Finished with 24 pts (5-7 3FG) in a win.
- at Ohio State (1/10/24): Scored all 18 of his points in the second half (5-9 FG, 2-4 3FG, 6-6 FT) in a win.
- vs #3 Marquette (12/2/23): Finished with a game-high 21 points (all first half) in the win.
- vs #5 Purdue (3/1/22): Matched a season high with 19 points (3-5 3FG) - 17 pts in the second half alone.
- vs #3 Kansas (11/24/22): Played a career high 43 minutes, finishing with 13 points (4-6 FG, 2-3 3FG).

SEASON HIGHS

POINTS: 26 vs. Indiana (1/19/24)
FIELD GOALS: 9 vs. Northwestern (1/13/24)
FG ATTEMPTS: 13 vs. Northwestern (1/13/24)
3-POINT FGS: 5 (3x) MR vs. Indiana (1/19/24)
3-POINT FGAS: 10 vs. Marquette (12/2/23)
FREE THROWS: 8 vs. Maryland (2/20/24)
FT ATTEMPTS: 8 (2x) MR vs. Maryland (2/20/24)
REBOUNDS: 5 (2x) MR vs. Illinois (3/2/24)
ASSISTS: 8 at Iowa (2/17/24)
BLOCKS: 1 (2x) MR at Rutgers (2/10/24)
STEALS: 3 vs. SMU (11/22/23)
MINUTES: 39 at Iowa (2/17/24)

CAREER HIGHS

POINTS: 27 (2x) MR vs. The Citadel (1/19/22)*
FIELD GOALS: 10 vs. The Citadel (1/19/22)*
FG ATTEMPTS: 16 (3x) MR at Chattanooga (1/26/22)*
3-POINT FGS: 5 (5x) MR vs. Northwestern (1/13/24)
3-POINT FGAS: 10 (4x) MR vs. Marquette (12/2/23)
FREE THROWS: 8 vs. Maryland (2/20/24)
FT ATTEMPTS: 10 at Samford (2/9/22)*
REBOUNDS: 8 (2x) MR at Nebraska (2/11/23)
ASSISTS: 8 at Iowa (2/17/24)
BLOCKS: 2 at Michigan (2/26/23)
STEALS: 5 at The Citadel (2/16/22)*
MINUTES: 43 vs. Kansas (11/24/22)
*recorded at Wofford

GAME-BY-GAME STATISTICS

#11 KLESMIT, Max

Opponent	Date	GS	MIN	Total		3-Pointers		Free throws		Rebounds			PF	A	TO	BLK	STL	PTS	AVG		
				FG-FGA	PCT	3FG-3FGA	PCT	FT-FTA	PCT	OFF	DEF	TOT								AVG	
Arkansas St.	11/06/2023	*	18:38	5-5	1.000	1-1	1.000	3-3	1.000	0	1	1	1.0	3	1	1	0	14	14.0		
Tennessee	11/10/2023	*	28:27	2-8	.250	2-7	.286	2-3	.667	1	2	3	2.0	2	3	1	0	8	11.0		
at Providence	11/14/2023	*	19:13	0-2	.000	0-1	.000	0-0	.000	0	1	1	1.7	4	1	1	0	2	0	7.3	
Robert Morris	11/17/2023	*	18:53	0-1	.000	0-1	.000	2-2	1.000	0	1	1	1.5	2	0	1	0	1	2	6.0	
vs Virginia	11/20/2023	*	30:46	4-7	.571	1-3	.333	0-0	.000	0	3	3	1.8	1	1	1	0	9	6.6		
vs SMU	11/22/2023	*	27:10	4-11	.364	2-7	.286	2-2	1.000	0	3	3	2.0	1	0	0	3	12	7.5		
Western Ill.	11/27/2023	*	24:39	1-3	.333	1-3	.333	0-0	.000	0	0	0	1.7	2	0	0	0	3	6.9		
Marquette	12/02/2023	*	36:49	6-12	.500	5-10	.500	4-4	1.000	0	1	1	1.6	1	0	3	0	21	8.6		
at Michigan St.	12/05/2023	*	30:27	0-4	.000	0-3	.000	2-2	1.000	0	2	2	1.7	2	0	1	0	1	2	7.9	
at Arizona	12/09/2023	*	26:39	2-6	.333	1-3	.333	0-0	.000	0	0	0	1.5	2	2	2	0	5	7.6		
Jacksonville St.	12/14/2023	*	22:14	1-4	.250	1-3	.333	0-0	.000	0	1	1	1.5	3	2	1	0	2	3	7.2	
Chicago St.	12/22/2023	*	26:50	2-6	.333	0-2	.000	0-0	.000	1	4	5	1.8	3	3	1	0	1	4	6.9	
Iowa	01/02/2024	*	29:59	4-8	.500	1-5	.200	6-8	.750	0	1	1	1.7	1	4	0	0	2	15	7.5	
Nebraska	01/06/2024	*	25:27	1-2	.500	1-2	.500	0-0	.000	0	3	3	1.8	2	0	1	0	3	7.2		
at Ohio St.	01/10/2024	*	32:22	5-9	.556	2-4	.500	6-6	1.000	0	3	3	1.9	0	2	0	0	18	7.9		
Northwestern	01/13/2024	*	34:13	9-13	.692	5-7	.714	1-1	1.000	0	1	1	1.8	1	2	3	0	1	24	8.9	
at Penn St.	01/16/2024	*	14:49	4-5	.800	2-2	1.000	0-0	.000	0	0	0	1.7	5	1	2	0	0	10	9.0	
Indiana	01/19/2024	*	30:13	8-11	.727	5-7	.714	5-6	.833	0	0	0	1.6	2	1	0	0	2	26	9.9	
at Minnesota	01/23/2024	*	31:55	4-10	.400	3-5	.600	0-0	.000	1	1	2	1.6	1	1	2	1	2	11	10.0	
Michigan St.	01/26/2024	*	31:55	2-6	.333	0-4	.000	2-3	.667	0	4	4	1.8	1	2	0	0	0	6	9.8	
at Nebraska	02/01/2024	*	37:23	5-11	.455	3-7	.429	0-0	.000	0	4	4	1.9	2	1	4	0	0	13	10.0	
Purdue	02/04/2024	*	29:38	4-7	.571	2-4	.500	0-1	.000	0	2	2	1.9	2	1	1	1	0	10	10.0	
at Michigan	02/07/2024	*	34:25	3-8	.375	2-5	.400	2-2	1.000	0	1	1	1.8	2	1	1	0	1	10	10.0	
at Rutgers	02/10/2024	*	20:40	1-7	.143	1-5	.200	0-0	.000	0	0	0	1.8	3	1	0	1	0	3	9.7	
Ohio St.	02/13/2024	*	32:43	2-10	.200	2-7	.286	2-3	.667	0	1	1	1.7	3	1	1	0	0	8	9.6	
at Iowa	02/17/2024	*	38:53	2-10	.200	0-4	.000	0-0	.000	2	1	3	1.8	2	8	0	0	0	4	9.4	
Maryland	02/20/2024	*	36:35	3-7	.429	2-5	.400	8-8	1.000	0	2	2	1.8	2	0	0	0	1	16	9.6	
at Indiana	02/27/2024	*	36:06	4-11	.364	3-8	.375	0-0	.000	1	1	2	1.8	0	1	1	0	1	11	9.7	
Illinois	03/02/2024	*	38:14	5-9	.556	1-3	.333	5-6	.833	0	5	5	1.9	3	3	0	0	0	16	9.9	
Totals			29	846:15	93-213	.437	49-128	.383	52-60	.867	6	49	55	1.9	58	43	29	3	22	287	9.9

CAREER STATISTICS

KLESMIT, Max

SEASON	TEAM	GP-GS	MIN/AVG	Field Goals		3-Point		F-Throws		Rebounds		PF-FO		A	TO	BLK	STL	Scoring		
				FG-FGA	FG%	3FG-3FGA	3FG%	FT-FTA	FT%	OFF	DEF	TOT	AVG					PTS	AVG	
2020-21	WOF	19-2	429/22.6	54-116	.466	25-67	.373	22-26	.846	9	43	52	2.7	46-1	22	23	0	24	155	8.2
2021-22	WOF	31-31	986/31.8	156-350	.446	68-200	.340	82-98	.837	13	73	86	2.8	84-2	60	66	3	50	462	14.9
2022-23	Wisc	33-33	1059/32.1	91-215	.423	46-120	.383	48-69	.696	11	77	88	2.7	78-1	45	32	6	41	276	8.4
2023-24	Wisc	29-29	846/29.2	93-213	.437	49-128	.383	52-60	.867	6	49	55	1.9	58-1	43	29	3	22	287	9.9
TOTAL FOR Wisc		62-62	1905/30.7	184-428	.430	95-248	.383	100-129	.775	17	126	143	2.3	136-2	88	61	9	63	563	9.1
TOTAL		112-95	3320/29.6	394-894	.441	188-515	.365	204-253	.806	39	242	281	2.5	266-5	170	150	12	137	1180	10.5

12 | LUKE HAERTLE

R-Freshman | Guard | 6-4 | 215
Hartland, Wis. | Lake Country Lutheran



X/Twitter: @LukeHaertle | Instagram: @lukehaertle

GET TO KNOW LUKE

After redshirting as a freshman last year, Luke Haertle looks to carve out a role for the Badgers in 2023-24. Joining the team as a preferred walk-on, Haertle was a standout athlete at Lake Country Lutheran, where he amassed 2,264 points and over 1,000 rebounds during his prep career. A three-time all-state basketball honoree, Haertle led Lake Country Lutheran to its first-ever WIAA state title when Lutheran won the 2022 WIAA Division 3 State Championship. As a senior, Haertle averaged 22.9 points, 10.0 rebounds and 4.9 assists per game. A multi-sport standout, Haertle was also the 2021 state player of the year at quarterback after leading Lutheran to a 10-1 record as a senior and throwing for 1,882 yards and 31 touchdowns. Haertle led Lutheran to the Division 5 state football championship as a two-way starter in 2019. He passed for a total of 77 touchdowns and 4,978 yards, while also scoring 16 rushing touchdowns and tallying 1,120 yards on the ground.

INDIVIDUAL BENCHMARKS

	SEASON	CAREER
GP/GS:	9/0	9/0
10+ POINTS:	--	--
5+ REBOUNDS:	--	--
3+ ASSISTS:	--	--
10+ MIN PLAYED:	--	--

MISCELLANEOUS STATISTICS

- Last 20+ pt game: --
- Last 30+ pt game: --

TOP PERFORMANCES

SEASON HIGHS						CAREER HIGHS					
POINTS:	--					POINTS:	--				
FIELD GOALS:	--					FIELD GOALS:	--				
FG ATTEMPTS:	1 vs. Nebraska (1/6/24)					FG ATTEMPTS:	1 vs. Nebraska (1/6/24)				
3-POINT FGS:	--					3-POINT FGS:	--				
3-POINT FGAS:	--					3-POINT FGAS:	--				
FREE THROWS:	--					FREE THROWS:	--				
FT ATTEMPTS:	--					FT ATTEMPTS:	--				
REBOUNDS:	1 (2x) MR vs. Virginia (11/20/23)					REBOUNDS:	1 (2x) MR vs. Virginia (11/20/23)				
ASSISTS:	--					ASSISTS:	--				
BLOCKS:	--					BLOCKS:	--				
STEALS:	--					STEALS:	--				
MINUTES:	2 vs. Arkansas State (11/6/23)					MINUTES:	2 vs. Arkansas State (11/6/23)				

GAME-BY-GAME STATISTICS

#12 HAERTLE, Luke																			
Opponent	Date	GS	MIN	Total		3-Pointers		Free throws		Rebounds				PF	A	TO	BLK	STL	PTS
				FG-FGA	PCT	3FG-3FGA	PCT	FT-FTA	PCT	OFF	DEF	TOT	AVG						
Arkansas St.	11/06/2023		02:00	0-0	.000	0-0	.000	0-0	.000	0	0	0	0.0	0	0	0	0	0	0
at Providence	11/14/2023		00:44	0-0	.000	0-0	.000	0-0	.000	0	0	0	0.0	0	0	0	0	0	0
Robert Morris	11/17/2023		00:16	0-0	.000	0-0	.000	0-0	.000	0	1	1	0.3	0	0	0	0	0	0
vs Virginia	11/20/2023		00:43	0-0	.000	0-0	.000	0-0	.000	0	1	1	0.5	0	0	0	0	0	0
Western Ill.	11/27/2023		01:16	0-0	.000	0-0	.000	0-0	.000	0	0	0	0.4	0	0	0	0	0	0
Chicago St.	12/22/2023		00:36	0-0	.000	0-0	.000	0-0	.000	0	0	0	0.3	0	0	0	0	0	0
Nebraska	01/06/2024		01:15	0-1	.000	0-0	.000	0-0	.000	0	0	0	0.3	0	0	0	0	0	0
Michigan St.	01/26/2024		00:42	0-0	.000	0-0	.000	0-0	.000	0	0	0	0.3	0	0	0	0	0	0
Illinois	03/02/2024		00:03	0-0	.000	0-0	.000	0-0	.000	0	0	0	0.2	0	0	0	0	0	0
Totals		0	07:35	0-1	.000	0-0	.000	0-0	.000	0	2	2	0.2	0	0	0	0	0	0

CAREER STATISTICS

HAERTLE, Luke																			
			Field Goals		3-Point		F-Throws		Rebounds				Scoring						
SEASON	TEAM	GP-GS	MIN	AVG	FG-FGA	FG%	3FG-3FGA	3FG%	FT-FTA	FT%	OFF	DEF	TOT	AVG	PF	FO	A	TO	BLK
2023-24	Wisc	9-0	8/0.8		0-1	.000	0-0	.000	0-0	.000	0	2	2	0.2	0-0	0	0	0	0
TOTAL		9-0	8/0.8		0-1	.000	0-0	.000	0-0	.000	0	2	2	0.2	0-0	0	0	0	0

14 | CARTER GILMORE

Junior | Forward | 6-7 | 232
Hartland, Wis. | Arrowhead



X/Twitter: @CarterGilmore03 | Instagram: @cartergilmore_

GET TO KNOW CARTER

A 6-foot-7 forward from Hartland, Wisconsin, Carter Gilmore is now in his fourth season with Wisconsin. Gilmore played in 35 games, including three starts, last season for the Badgers, averaging 12.9 minutes per game as a key rotation player. A preferred walk-on who has since earned a scholarship, Gilmore scored a career-high eight points in a game at Iowa last season. Gilmore was a standout in-state recruit at Arrowhead, where he finished as the all-time leading scorer (1,565 points) and led Arrowhead to a program-best record of 23-1 and a regional championship his senior season.

INDIVIDUAL BENCHMARKS

	SEASON	CAREER
GP/GS:	27/0	93/3
5+ POINTS:	2	10
10+ POINTS:	--	--
5+ REBOUNDS:	--	7
LED UW IN PTS:	--	--
LED UW IN REB:	--	--

MISCELLANEOUS STATISTICS

- Last 20+ pt game: --
- Last 30+ pt game: --

TOP PERFORMANCES

- vs. #24 Virginia (11/20/23): Had 4 points (2-2 FG) and 4 rebounds in 13 minutes off the bench in a win.
- at Iowa (11/12/22): Scored a career high 8 points, plus 4 rebounds off the bench in a win at Iowa.
- vs #13 Maryland (12/6/22): Tallied 7 points, 3 rebounds, 1 assist and 1 block in a win.

SEASON HIGHS

- POINTS: 7 (2x) MR vs. Chicago St (12/22/23)
- FIELD GOALS: 3 at Arizona (12/9/23)
- FG ATTEMPTS: 4 at Arizona (12/9/23)
- 3-POINT FGS: 1 at Arizona (12/9/23)
- 3-POINT FGAS: 2 at Arizona (12/9/23)
- FREE THROWS: 5 vs. Chicago State (12/22/23)
- FT ATTEMPTS: 5 vs. Chicago State (12/22/23)
- REBOUNDS: 4 (3x) MR vs. Marquette (12/2/23)
- ASSISTS: 2 (2x) MR vs. Michigan State (1/26/24)
- BLOCKS: 1 at Nebraska (2/1/24)
- STEALS: 1 (3x) MR at Indiana (2/27/24)
- MINUTES: 15 at Iowa (2/17/24)

CAREER HIGHS

- POINTS: 8 at Iowa (12/11/22)
- FIELD GOALS: 4 at Iowa (12/11/22)
- FG ATTEMPTS: 7 at Iowa (12/11/22)
- 3-POINT FGS: 1 (6x) MR at Arizona (12/9/23)
- 3-POINT FGAS: 3 (2x) MR vs. Iowa (2/22/23)
- FREE THROWS: 5 vs. Chicago State (12/22/23)
- FT ATTEMPTS: 5 (2x) MR vs. Chicago St (12/22/23)
- REBOUNDS: 7 at Illinois (1/7/23)
- ASSISTS: 3 (3x) MR at Oregon (3/21/23)
- BLOCKS: 2 vs. Bradley (3/14/23)
- STEALS: 2 (2x) MR vs. Kansas (11/24/22)
- MINUTES: 33 at Indiana (1/14/23)

GAME-BY-GAME STATISTICS

#14 GILMORE, Carter

Opponent	Date	GS	MIN	Total		3-Pointers		Free throws		Rebounds				PF	A	TO	BLK	STL	PTS	AVG	
				FG-FGA	PCT	3FG-3FGA	PCT	FT-FTA	PCT	OFF	DEF	TOT	AVG								
Arkansas St.	11/06/2023		12:40	1-2	.500	0-0	.000	2-2	1.000	1	3	4	4.0	4	0	1	0	0	4	4.0	
Tennessee	11/10/2023		06:13	1-1	1.000	0-0	.000	0-1	.000	0	0	0	2.0	1	0	0	0	0	2	3.0	
at Providence	11/14/2023		12:57	1-2	.500	0-1	.000	0-0	.000	0	2	2	2.0	3	1	1	0	0	2	2.7	
Robert Morris	11/17/2023		11:41	0-0	.000	0-0	.000	0-0	.000	0	1	1	1.8	2	0	0	0	0	0	2.0	
vs Virginia	11/20/2023		13:25	2-2	1.000	0-0	.000	0-0	.000	1	3	4	2.2	0	0	1	0	0	4	2.4	
vs SMU	11/22/2023		13:24	0-0	.000	0-0	.000	0-0	.000	0	0	0	1.8	0	0	0	0	0	0	2.0	
Marquette	12/02/2023		10:37	0-2	.000	0-1	.000	0-0	.000	2	2	4	2.1	1	2	1	0	0	0	1.7	
at Michigan St.	12/05/2023		13:36	0-1	.000	0-1	.000	0-0	.000	0	0	0	1.9	1	1	0	0	0	0	1.5	
at Arizona	12/09/2023		10:29	3-4	.750	1-2	.500	0-0	.000	1	0	1	1.8	2	0	0	0	1	7	2.1	
Jacksonville St.	12/14/2023		09:15	0-0	.000	0-0	.000	0-0	.000	0	1	1	1.7	1	0	1	0	0	0	1.9	
Chicago St.	12/22/2023		10:26	1-1	1.000	0-0	.000	5-5	1.000	2	0	2	1.7	0	0	1	0	0	7	2.4	
Iowa	01/02/2024		11:28	0-1	.000	0-0	.000	3-4	.750	2	1	3	1.8	1	0	0	0	0	3	2.4	
Nebraska	01/06/2024		06:52	1-1	1.000	0-0	.000	0-0	.000	0	0	0	1.7	1	1	0	0	0	2	2.4	
at Ohio St.	01/10/2024		10:11	0-0	.000	0-0	.000	0-0	.000	0	1	1	1.6	2	1	0	0	0	0	2.2	
Northwestern	01/13/2024		06:33	0-0	.000	0-0	.000	0-0	.000	0	0	0	1.5	2	0	1	0	0	0	2.1	
at Penn St.	01/16/2024		05:51	0-0	.000	0-0	.000	0-0	.000	0	0	0	1.4	1	0	0	0	0	0	1.9	
Indiana	01/19/2024		12:41	2-2	1.000	0-0	.000	0-0	.000	1	1	2	1.5	1	1	0	0	1	4	2.1	
at Minnesota	01/23/2024		08:46	1-1	1.000	0-0	.000	0-0	.000	0	1	1	1.4	0	1	0	0	0	2	2.1	
Michigan St.	01/26/2024		10:24	1-2	.500	0-0	.000	1-2	.500	2	1	3	1.5	2	2	0	0	0	3	2.1	
at Nebraska	02/01/2024		11:31	0-3	.000	0-1	.000	2-2	1.000	2	1	3	1.6	0	0	0	1	0	2	2.1	
Purdue	02/04/2024		04:29	0-1	.000	0-1	.000	0-0	.000	0	0	0	1.5	1	0	0	0	0	0	2.0	
at Michigan	02/07/2024		09:04	0-0	.000	0-0	.000	0-0	.000	2	1	3	1.6	1	0	0	0	0	0	1.9	
at Rutgers	02/10/2024		03:53	0-0	.000	0-0	.000	1-2	.500	0	0	0	1.5	0	0	2	0	0	1	1.9	
Ohio St.	02/13/2024		06:18	0-0	.000	0-0	.000	0-0	.000	1	0	1	1.5	2	0	1	0	0	0	1.8	
at Iowa	02/17/2024		14:37	0-2	.000	0-0	.000	1-2	.500	0	2	2	1.5	3	0	1	0	0	1	1.8	
at Indiana	02/27/2024		04:51	0-0	.000	0-0	.000	0-0	.000	0	0	0	1.5	0	0	0	0	1	0	1.7	
Illinois	03/02/2024		04:31	1-1	1.000	0-0	.000	1-1	1.000	0	1	1	1.4	1	1	1	0	0	3	1.7	
Totals			0	256:43	15-29	.517	1-7	.143	16-21	.762	17	22	39	1.4	33	11	12	1	3	47	1.7

CAREER STATISTICS

GILMORE, Carter

SEASON	TEAM	GP-GS	MIN/AVG	Field Goals		3-Point		F-Throws		Rebounds				Scoring	
				FG-FGA	FG%	3FG-3FGA	3FG%	FT-FTA	FT%	OFF	DEF	TOT	AVG	PF-FO	A
2020-21	Wisc	9-0	16/1.8	1-5	.200	0-4	.000	0-0	.000	0	3	3	0.3	2-0	0
2021-22	Wisc	22-0	172/7.8	7-27	.259	1-13	.077	4-7	.571	6	16	22	1.0	20-0	8
2022-23	Wisc	35-3	659/18.8	37-91	.407	5-26	.192	12-27	.444	37	50	87	2.5	71-0	33
2023-24	Wisc	27-0	257/9.5	15-29	.517	1-7	.143	16-21	.762	17	22	39	1.4	33-0	11
TOTAL		93-3	1103/11.9	60-152	.395	7-50	.140	32-55	.582	60	91	151	1.6	126-0	52

15 | ISAAC GARD

Sophomore | Guard | 6-2 | 165
Oregon, Wis. | Oregon



X/Twitter: @gardo1214 | Instagram: @isaacggard

GET TO KNOW ISAAC

Isaac Gard joined the Badgers as a walk-on and begins his second season with the Badgers in 2023-24. The sophomore guard from Oregon, Wisconsin appeared in five games last season. He recorded his first career minutes as a Badger in a win vs. South Dakota. As a senior at Oregon High School, he started all 14 games and averaged 9.6 points per game while shooting 39 percent from 3-point range. A three-year letterwinner in basketball, Gard was also a two-year participant in baseball. Gard’s father, Greg, is the current head coach of the Wisconsin men’s basketball team.

HONORS

- Academic All-Big Ten (2023)

INDIVIDUAL BENCHMARKS

	SEASON	CAREER
GP/GS:	6/0	11/0
5+ POINTS:	--	--
5+ REBOUNDS:	--	--
10+ MIN PLAYED:	--	--

MISCELLANEOUS STATISTICS

- Last 20+ pt game: --
- Last 30+ pt game: --

TOP PERFORMANCES

- South Dakota (11/7/22): Played 1 minute off the bench, his first career playing time at Wisconsin.

SEASON HIGHS

POINTS:	--
FIELD GOALS:	--
FG ATTEMPTS:	1 vs. Arkansas State (11/6/23)
3-POINT FGS:	--
3-POINT FGAS:	--
FREE THROWS:	--
FT ATTEMPTS:	--
REBOUNDS:	--
ASSISTS:	--
BLOCKS:	--
STEALS:	--
MINUTES:	1 (5x) MR vs. Nebraska (1/6/24)

CAREER HIGHS

POINTS:	--
FIELD GOALS:	--
FG ATTEMPTS:	1 vs. Arkansas State (11/6/23)
3-POINT FGS:	--
3-POINT FGAS:	1 vs. Lehigh (12/15/22)
FREE THROWS:	--
FT ATTEMPTS:	--
REBOUNDS:	--
ASSISTS:	--
BLOCKS:	--
STEALS:	--
MINUTES:	2 vs. Lehigh (12/15/22)

GAME-BY-GAME STATISTICS

#15 GARD, Isaac

Opponent	Date	GS	MIN	Total		3-Pointers		Free throws		Rebounds				PF				A	TO	BLK	STL	PTS	AVG
				FG-FGA	PCT	3FG-3FGA	PCT	FT-FTA	PCT	OFF	DEF	TOT	AVG										
Arkansas St.	11/06/2023		00:58	0-1	.000	0-0	.000	0-0	.000	0	0	0	0.0	0	0	0	0	0	0	0	0.0		
vs Virginia	11/20/2023		00:43	0-0	.000	0-0	.000	0-0	.000	0	0	0	0.0	0	0	0	0	0	0	0	0.0		
Western Ill.	11/27/2023		01:16	0-0	.000	0-0	.000	0-0	.000	0	0	0	0.0	0	0	0	0	0	0	0	0.0		
Chicago St.	12/22/2023		00:36	0-0	.000	0-0	.000	0-0	.000	0	0	0	0.0	0	0	0	0	0	0	0	0.0		
Nebraska	01/06/2024		01:15	0-0	.000	0-0	.000	0-0	.000	0	0	0	0.0	1	0	0	0	0	0	0	0.0		
Michigan St.	01/26/2024		00:42	0-0	.000	0-0	.000	0-0	.000	0	0	0	0.0	0	0	0	0	0	0	0	0.0		
Totals		0	05:29	0-1	.000	0-0	.000	0-0	.000	0	0	0	0.0	1	0	0	0	0	0	0	0.0		

CAREER STATISTICS

GARD, Isaac

SEASON	TEAM	GP-GS	MIN/AVG	Field Goals		3-Point		F-Throws		Rebounds				Scoring			
				FG-FGA	FG%	3FG-3FGA	3FG%	FT-FTA	FT%	OFF	DEF	TOT	AVG	PF-FO	A	TO	BLK
2022-23	Wisc	5-0	5/0.9	0-1	.000	0-1	.000	0-0	.000	0	0	0	0.0	1-0	0	0	0
2023-24	Wisc	6-0	5/0.9	0-1	.000	0-0	.000	0-0	.000	0	0	0	0.0	1-0	0	0	0
TOTAL		11-0	10/0.9	0-2	.000	0-1	.000	0-0	.000	0	0	0	0.0	2-0	0	0	0

21 | CHRIS HODGES

Sophomore | Forward | 6-9 | 250
Schaumburg, Ill. | Schaumburg



X/Twitter: @chrishodges35 | Instagram: @chrishodges35

GET TO KNOW CHRIS

Chris Hodges made his debut for the Badgers last season, playing in 14 games for Wisconsin. He scored his first points at UW against Michigan State. The 6-foot-9 forward from Schaumburg, Illinois, played at Schaumburg High School, where he was named the 2019 Mid-Suburban League West Player of the Year as a junior. Earning Second-Team Class 4A All-State honors, as well as MSL all-conference and all-area awards in 2019, Hodges led Schaumburg to a 25-7 record his junior year, the MSL championship, and helped the team advance to the regional finals. He averaged 15.5 points (69.8% FG), 8.0 rebounds and 2.0 blocks per game as a junior. As a sophomore in 2018, he led Schaumburg to a regional championship averaging 16 points, 5.2 rebounds and 2 blocks per game.

INDIVIDUAL BENCHMARKS

	SEASON	CAREER
GP/GS:	7/0	21/0
5+ POINTS:	--	--
5+ REBOUNDS:	--	--
LED UW IN PTS:	--	--
LED UW IN REB:	--	--

MISCELLANEOUS STATISTICS

- Last 20+ pt game: --
- Last 30+ pt game: --

TOP PERFORMANCES

- South Dakota (11/7/22): Played 6 minutes off the bench, his first career minutes at Wisconsin.

SEASON HIGHS

POINTS: --
FIELD GOALS: --
FG ATTEMPTS: 1 vs. Western Illinois (11/27/23)
3-POINT FGS: --
3-POINT FGAS: --
FREE THROWS: --
FT ATTEMPTS: 2 at Rutgers (2/10/24)
REBOUNDS: 1 (2x) MR at Rutgers (2/10/24)
ASSISTS: --
BLOCKS: 1 (2x) MR vs. Chicago St (12/22/23)
STEALS: --
MINUTES: 3 vs. Western Illinois (11/27/23)

CAREER HIGHS

POINTS: 2 vs Michigan St. (1/10/23)
FIELD GOALS: 1 vs Michigan St. (1/10/23)
FG ATTEMPTS: 1 (3x) MR at Maryland (1/25/23)
3-POINT FGS: --
3-POINT FGAS: --
FREE THROWS: --
FT ATTEMPTS: --
REBOUNDS: 1 (4x) MR at Rutgers (2/10/24)
ASSISTS: --
BLOCKS: 1 (3x) MR vs. Chicago St (12/22/23)
STEALS: --
MINUTES: 6 vs. South Dakota (11/7/22)

GAME-BY-GAME STATISTICS

#21 HODGES, Chris

Opponent	Date	GS	MIN	Total		3-Pointers		Free throws		Rebounds				PF A TO BLK STL PTS AVG						
				FG-FGA	PCT	3FG-3FGA	PCT	FT-FTA	PCT	OFF	DEF	TOT	AVG	PF	A	TO	BLK	STL	PTS	AVG
Arkansas St.	11/06/2023		02:00	0-0	.000	0-0	.000	0-0	.000	0	0	0	0.0	0	0	0	1	0	0	0.0
vs Virginia	11/20/2023		01:03	0-0	.000	0-0	.000	0-0	.000	0	0	0	0.0	0	0	0	0	0	0	0.0
Western Ill.	11/27/2023		02:45	0-1	.000	0-0	.000	0-0	.000	0	1	1	0.3	0	0	0	0	0	0	0.0
Chicago St.	12/22/2023		02:21	0-0	.000	0-0	.000	0-0	.000	0	0	0	0.3	0	0	0	1	0	0	0.0
Nebraska	01/06/2024		01:15	0-0	.000	0-0	.000	0-0	.000	0	0	0	0.2	0	0	0	0	0	0	0.0
Michigan St.	01/26/2024		00:42	0-0	.000	0-0	.000	0-0	.000	0	0	0	0.2	0	0	0	0	0	0	0.0
at Rutgers	02/10/2024		00:54	0-0	.000	0-0	.000	0-2	.000	1	0	1	0.3	0	0	0	0	0	0	0.0
Totals		0	10:60	0-1	.000	0-0	.000	0-2	.000	1	1	2	0.3	0	0	0	2	0	0	0.0

CAREER STATISTICS

HODGES, Chris

			Field Goals		3-Point		F-Throws		Rebounds								Scoring			
SEASON TEAM	GP-GS	MIN/AVG	FG-FGA	FG%	3FG-3FGA	3FG%	FT-FTA	FT%	OFF	DEF	TOT	AVG	PF-FO	A	TO	BLK	STL	PTS	AVG	
2022-23	Wisc	14-0	30/2.2	1-3	.333	0-0	.000	0-0	.000	2	1	3	0.2	3-0	0	0	1	0	2	0.1
2023-24	Wisc	7-0	11/1.6	0-1	.000	0-0	.000	0-2	.000	1	1	2	0.3	0-0	0	0	2	0	0	0.0
TOTAL		21-0	41/2.0	1-4	.250	0-0	.000	0-2	.000	3	2	5	0.2	3-0	0	0	3	0	2	0.1

22 | STEVEN CROWL

Junior | Forward | 7-0 | 247
Eagan, Minn. | Eastview



X/Twitter: @steven_crowl | Instagram: @stevencrowl

GET TO KNOW STEVEN

The development of Steven Crowl has seen an upward trajectory over his career at Wisconsin. The big man averaged 0.7 points per game as a freshman, 8.8 points per contest as a sophomore, and finished last season at 12.1 points per game in a starring role for the Badgers. Crowl developed into a leading contributor for UW last season, ranked second in scoring (12.1 ppg), first in rebounds (6.9 rpg) and second in assists (2.5 apg). A talented passer, Crowl was one of only two 7-footers in the nation last season to average at least 2.5 assists per game. Crowl scored 20-plus points in five games last season, headlined by a career-high 36 points in Wisconsin's first-round NIT win over Bradley.

HONORS

- Academic All-Big Ten (2x) - 2022, 2023

INDIVIDUAL BENCHMARKS

	SEASON	CAREER
GP/GS:	29/29	109/97
10+ POINTS:	16	48
20+ POINTS:	1	8
10+ REBOUNDS:	7	14
DOUBLE-DOUBLES:	5	9
LED UW IN PTS:	4	15
LED UW IN REB:	16	40

MISCELLANEOUS STATISTICS

- Last 20+ pt game: 36 vs. Bradley (3/14/23)
- Last 30+ pt game: 36 vs. Bradley (3/14/23)

TOP PERFORMANCES

- vs Ohio St (2/13/24): Recorded a double-double with a team-high 16 points, plus 10 rebounds in win.
- vs Iowa (1/2/24): Double-double with 14 points (6-10 FG, 2-2 3FG) and a career high 13 rebounds.
- vs #3 Marquette (12/2/23): Finished with 16 points and 8 rebounds, shooting 5-6 FG and 6-8 FT.
- vs #24 Virginia (11/20/23): Tallied a double-double with a team-high 15 pts, 10 reb, plus 2 ast and 1 blk.
- vs Bradley (3/14/23): Exploded for a career high 36 points in an NIT win vs. Bradley at the Kohl Center.

SEASON HIGHS

POINTS: 22 at Iowa (2/17/24)
FIELD GOALS: 8 at Penn State (1/16/24)
FG ATTEMPTS: 14 vs. Ohio State (2/13/24)
3-POINT FGS: 4 at Michigan St (12/5/23)
3-POINT FGAS: 6 vs. Ohio State (2/13/24)
FREE THROWS: 11 at Iowa (2/17/24)
FT ATTEMPTS: 13 at Iowa (2/17/24)
REBOUNDS: 13 (3x) MR at Rutgers (2/10/24)
ASSISTS: 8 vs. Indiana (1/19/24)
BLOCKS: 2 (2x) MR at Penn State (1/16/24)
STEALS: 2 vs. Western Illinois (11/27/23)
MINUTES: 39 at Iowa (2/17/24)

CAREER HIGHS

POINTS: 36 vs. Bradley (3/14/23)
FIELD GOALS: 12 vs. Bradley (3/14/23)
FG ATTEMPTS: 18 at Illinois (1/7/23)
3-POINT FGS: 5 vs. Bradley (3/14/23)
3-POINT FGAS: 7 (2x) MR vs. Bradley (3/14/23)
FREE THROWS: 11 at Iowa (2/17/24)
FT ATTEMPTS: 13 at Iowa (2/17/24)
REBOUNDS: 13 (3x) MR at Rutgers (2/10/24)
ASSISTS: 8 vs. Indiana (1/19/24)
BLOCKS: 3 vs. Stanford (11/11/22)
STEALS: 2 (2x) MR vs. Western Ill (11/27/23)
MINUTES: 40 at Nebraska (2/11/23)

GAME-BY-GAME STATISTICS

#22 CROWL, Steven

Opponent	Date	GS	MIN	Total		3-Pointers		Free throws		Rebounds			PF	A	TO	BLK	STL	PTS	AVG		
				FG-FGA	PCT	3FG-3FGA	PCT	FT-FTA	PCT	OFF	DEF	TOT								AVG	
Arkansas St.	11/06/2023	*	18:29	3-4	.750	0-0	.000	3-6	.500	0	3	3	3.0	4	4	1	0	9	9.0		
Tennessee	11/10/2023	*	25:40	4-9	.444	1-2	.500	5-6	.833	3	6	9	6.0	3	1	1	1	0	14	11.5	
at Providence	11/14/2023	*	28:28	1-5	.200	0-1	.000	2-2	1.000	5	1	6	6.0	2	2	2	0	1	4	9.0	
Robert Morris	11/17/2023	*	31:11	7-9	.778	0-0	.000	2-6	.333	4	4	8	6.5	2	1	1	1	1	16	10.8	
vs Virginia	11/20/2023	*	27:38	7-10	.700	1-1	1.000	0-0	.000	4	6	10	7.2	0	2	3	1	0	15	11.6	
vs SMU	11/22/2023	*	31:55	2-4	.500	0-0	.000	1-1	1.000	4	4	8	7.3	4	2	2	0	1	5	10.5	
Western Ill.	11/27/2023	*	29:49	5-7	.714	1-1	1.000	2-2	1.000	5	6	11	7.9	2	3	2	0	2	13	10.9	
Marquette	12/02/2023	*	32:18	5-6	.833	0-0	.000	6-8	.750	4	4	8	7.9	2	1	1	1	0	16	11.5	
at Michigan St.	12/05/2023	*	30:35	6-12	.500	4-4	1.000	2-2	1.000	1	5	6	7.7	4	5	1	0	0	18	12.2	
at Arizona	12/09/2023	*	26:27	5-9	.556	1-2	.500	0-0	.000	1	1	2	7.1	1	0	3	0	0	11	12.1	
Jacksonville St.	12/14/2023	*	25:43	7-11	.636	1-3	.333	4-8	.500	1	8	9	7.3	2	0	0	0	0	19	12.7	
Chicago St.	12/22/2023	*	28:58	4-7	.571	0-0	.000	5-6	.833	4	3	7	7.3	2	3	1	0	0	13	12.8	
Iowa	01/02/2024	*	32:37	6-10	.600	2-2	1.000	0-0	.000	2	11	13	7.7	3	2	4	1	0	14	12.8	
Nebraska	01/06/2024	*	30:08	4-5	.800	1-2	.500	0-0	.000	1	6	7	7.6	1	4	1	0	9	12.6		
at Ohio St.	01/10/2024	*	28:17	2-8	.250	0-2	.000	1-1	1.000	3	3	6	7.5	2	3	2	2	0	5	12.1	
Northwestern	01/13/2024	*	28:51	2-6	.333	0-2	.000	2-2	1.000	3	5	8	7.6	3	3	2	1	0	6	11.7	
at Penn St.	01/16/2024	*	30:50	8-11	.727	0-0	.000	1-1	1.000	5	6	11	7.8	2	3	2	2	0	17	12.0	
Indiana	01/19/2024	*	32:46	4-6	.667	0-1	.000	4-4	1.000	1	7	8	7.8	2	8	2	0	0	12	12.0	
at Minnesota	01/23/2024	*	26:18	3-8	.375	1-2	.500	0-0	.000	0	3	3	7.5	2	1	2	1	1	7	11.7	
Michigan St.	01/26/2024	*	30:20	6-9	.667	1-2	.500	2-2	1.000	2	5	7	7.5	0	3	0	1	0	15	11.9	
at Nebraska	02/01/2024	*	36:31	0-2	.000	0-2	.000	1-2	.500	3	10	13	7.8	4	0	2	0	1	1	11.4	
Purdue	02/04/2024	*	28:06	3-6	.500	0-0	.000	2-2	1.000	2	3	5	7.6	4	1	1	0	8	11.2		
at Michigan	02/07/2024	*	18:47	1-4	.250	0-0	.000	1-2	.500	1	3	4	7.5	4	0	3	0	3	10.9		
at Rutgers	02/10/2024	*	26:54	3-8	.375	0-1	.000	1-3	.333	5	8	13	7.7	1	1	1	0	7	10.7		
Ohio St.	02/13/2024	*	31:27	7-14	.500	2-6	.333	0-1	.000	2	8	10	7.8	2	2	4	0	0	16	10.9	
at Iowa	02/17/2024	*	39:28	5-8	.625	1-1	1.000	11-13	.846	1	5	6	7.7	3	2	0	1	0	22	11.3	
Maryland	02/20/2024	*	33:34	3-6	.500	0-1	.000	2-2	1.000	2	6	8	7.7	4	3	5	1	1	8	11.2	
at Indiana	02/27/2024	*	34:55	5-9	.556	0-0	.000	0-0	.000	1	5	6	7.7	3	0	1	0	1	10	11.2	
Illinois	03/02/2024	*	13:36	2-4	.500	0-1	.000	0-0	.000	2	2	4	7.6	4	0	1	0	0	4	10.9	
Totals			29	840:38	120-217	.553	17-39	.436	60-82	.732	72	147	219	7.6	72	60	51	14	9	317	10.9

CAREER STATISTICS

CROWL, Steven

SEASON TEAM	GP-GS	MIN/AVG	Field Goals		3-Point		F-Throws		Rebounds		PF-FO		A	TO	BLK	STL	Scoring		
			FG-FGA	FG%	3FG-3FGA	3FG%	FT-FTA	FT%	OFF	DEF	TOT	AVG					PTS	AVG	
2020-21 Wisc	12-0	36/3.0	4-8	.500	0-1	.000	0-0	.000	4	5	9	0.8	9-0	2	3	1	0	8	0.7
2021-22 Wisc	33-33	834/25.3	114-230	.496	26-82	.317	36-45	.800	48	96	144	4.4	84-1	48	31	9	9	290	8.8
2022-23 Wisc	35-35	1071/30.6	173-339	.510	27-88	.307	52-82	.634	53	190	243	6.9	74-0	86	56	17	12	425	12.1
2023-24 Wisc	29-29	841/29.0	120-217	.553	17-39	.436	60-82	.732	72	147	219	7.6	72-0	60	51	14	9	317	10.9
TOTAL	109-97	2782/25.5	411-794	.518	70-210	.333	148-209	.708	177	438	615	5.6	239-1	196	141	41	30	1040	9.5

23 | CHUCKY HEPBURN

Junior | Guard | 6-2 | 195
Omaha, Neb. | Bellevue West



X/Twitter: @ChuckyHepburn | Instagram: @chucky.hepburn

GET TO KNOW CHUCKY

Chucky Hepburn, an All-Big Ten Freshman in his debut season and a honorable mention league honoree as a sophomore, continues to elevate his game for the Badgers. Leading Wisconsin with 2.8 assists per game last season, Hepburn's steady leadership has anchored Wisconsin's lineup since he stepped in as a starter immediately as a freshman (started all 68 games his first two seasons). Hepburn improved his 3-point shooting drastically last season, ranking among the Big Ten's best shooting 39.4 percent from distance. Defensively, Hepburn ranked top five in the Big Ten averaging 1.5 steals per game in 2022-23. He is most-known for his game-winning 3-pointer as a freshman to defeat Purdue and clinch the 2022 Big Ten Championship, but he's continued to make clutch plays on both ends of the floor including five game-clinching steals in the final 30 seconds of UW's wins last season.

HONORS

- 2023 All-Big Ten Honorable Mention
- 2022 Big Ten All-Freshman Team

INDIVIDUAL BENCHMARKS

	SEASON	CAREER
GP/GS:	29/29	97/97
10+ POINTS:	12	47
20+ POINTS:	1	4
4+ 3FGS:	--	5
5+ ASSISTS:	10	21
3+ STEALS:	13	23
LED UW IN PTS:	3	14
LED UW IN AST:	19	51

MISCELLANEOUS STATISTICS

- Last 20+ pt game: 20 vs. Arkansas St (11/6/23)
- Last 30+ pt game: --

TOP PERFORMANCES

- at Indiana (2/27/24): Team highs in pts (15), reb (7) and ast (6), with 0 turnovers, plus 2 steal in 35 min.
- vs Ohio State (2/13/24): Game-high 7 ast (0 TOs), plus 9 pts (2-4 3FG), 5 reb and 2 stl in the win.
- at Michigan St (12/5/23): Career-high 8 assists, plus 5 points and 5 rebounds in the road win.
- vs SMU (11/22/23): Scored all 10 of his points in final 4:36 of championship game victory.

SEASON HIGHS

POINTS: 20 vs. Arkansas State (11/6/23)
FIELD GOALS: 7 vs. Arkansas State (11/6/23)
FG ATTEMPTS: 12 (2x) MR at Indiana (2/27/24)
3-POINT FGS: 3 (2x) MR at Iowa (2/17/24)
3-POINT FGAS: 7 at Indiana (2/27/24)
FREE THROWS: 5 (2x) MR vs. Illinois (3/2/24)
FT ATTEMPTS: 8 vs. Jax State (12/14/23)
REBOUNDS: 9 at Iowa (2/17/24)
ASSISTS: 8 at Michigan St (12/5/23)
BLOCKS: 1 (2x) MR vs. Purdue (2/4/24)
STEALS: 5 vs. Jax State (12/14/23)
MINUTES: 42 at Iowa (2/17/24)

CAREER HIGHS

POINTS: 27 vs. Liberty (3/19/23)
FIELD GOALS: 9 vs. Liberty (3/19/23)
FG ATTEMPTS: 21 at Nebraska (2/11/23)
3-POINT FGS: 6 vs. Wake Forest (11/29/22)
3-POINT FGAS: 12 (2x) MR at Nebraska (2/11/23)
FREE THROWS: 9 vs. Liberty (3/19/23)
FT ATTEMPTS: 11 vs. Liberty (3/19/23)
REBOUNDS: 9 at Iowa (2/17/24)
ASSISTS: 8 at Michigan St (12/5/23)
BLOCKS: 2 vs. Indiana (12/8/21)
STEALS: 5 (2x) MR vs. Jax State (12/14/23)
MINUTES: 42 (2x) MR at Iowa (2/17/24)

GAME-BY-GAME STATISTICS

#23 HEPBURN, Chucky

Opponent	Date	GS	MIN	Total		3-Pointers		Free throws		Rebounds				PF	A	TO	BLK	STL	PTS	AVG	
				FG-FGA	PCT	3FG-3FGA	PCT	FT-FTA	PCT	OFF	DEF	TOT	AVG								
Arkansas St.	11/06/2023	*	30:28	7-10	.700	2-3	.667	4-5	.800	0	1	1	1.0	0	6	2	0	3	20	20.0	
Tennessee	11/10/2023	*	35:36	5-9	.556	1-4	.250	2-2	1.000	2	2	4	2.5	4	1	2	0	1	13	16.5	
at Providence	11/14/2023	*	29:20	2-10	.200	0-3	.000	4-4	1.000	1	2	3	2.7	2	0	2	0	0	8	13.7	
Robert Morris	11/17/2023	*	34:35	4-10	.400	1-5	.200	1-2	.500	0	4	4	3.0	1	5	3	0	3	10	12.8	
vs Virginia	11/20/2023	*	29:30	1-8	.125	1-4	.250	0-0	.000	0	0	0	2.4	2	6	0	0	1	3	10.8	
vs SMU	11/22/2023	*	28:24	3-8	.375	2-4	.500	2-3	.667	1	1	2	2.3	0	1	1	0	1	10	10.7	
Western Ill.	11/27/2023	*	30:13	6-9	.667	1-3	.333	0-0	.000	0	2	2	2.3	1	2	1	0	0	13	11.0	
Marquette	12/02/2023	*	34:13	3-9	.333	0-4	.000	3-4	.750	0	6	6	2.8	1	4	1	0	4	9	10.8	
at Michigan St.	12/05/2023	*	34:00	2-7	.286	1-4	.250	0-0	.000	2	3	5	3.0	0	8	1	1	0	5	10.1	
at Arizona	12/09/2023	*	29:34	3-9	.333	1-2	.500	0-0	.000	0	6	6	3.3	2	6	1	0	1	7	9.8	
Jacksonville St.	12/14/2023	*	30:24	1-6	.167	0-2	.000	5-8	.625	2	0	2	3.2	2	4	0	0	5	7	9.5	
Chicago St.	12/22/2023	*	19:53	1-2	.500	0-0	.000	1-2	.500	0	3	3	3.2	1	4	0	0	1	3	9.0	
Iowa	01/02/2024	*	25:02	2-5	.400	0-1	.000	0-1	.000	0	2	2	3.1	4	3	2	0	1	4	8.6	
Nebraska	01/06/2024	*	32:51	5-8	.625	3-5	.600	0-0	.000	0	2	2	3.0	1	6	1	0	3	13	8.9	
at Ohio St.	01/10/2024	*	36:49	3-8	.375	1-6	.167	0-0	.000	1	3	4	3.1	3	4	1	0	4	7	8.8	
Northwestern	01/13/2024	*	36:33	1-3	.333	0-1	.000	2-2	1.000	1	4	5	3.2	1	3	1	0	3	4	8.5	
at Penn St.	01/16/2024	*	36:48	0-4	.000	0-2	.000	0-0	.000	0	1	1	3.1	2	5	2	0	1	0	8.0	
Indiana	01/19/2024	*	29:04	2-6	.333	2-5	.400	0-0	.000	0	1	1	2.9	3	2	2	0	3	6	7.9	
at Minnesota	01/23/2024	*	34:16	1-6	.167	1-3	.333	0-0	.000	1	2	3	2.9	3	4	2	0	2	3	7.6	
Michigan St.	01/26/2024	*	32:10	1-6	.167	1-4	.250	1-2	.500	1	2	3	3.0	3	2	1	0	3	4	7.5	
at Nebraska	02/01/2024	*	40:44	6-12	.500	0-5	.000	1-1	1.000	1	2	3	3.0	2	3	2	0	4	13	7.7	
Purdue	02/04/2024	*	35:40	1-6	.167	0-1	.000	4-4	1.000	1	3	4	3.0	3	5	0	1	2	6	7.6	
at Michigan	02/07/2024	*	34:04	6-11	.545	2-3	.667	3-3	1.000	0	2	2	3.0	3	1	1	0	0	17	8.0	
at Rutgers	02/10/2024	*	33:27	0-4	.000	0-1	.000	2-2	1.000	0	3	3	3.0	3	3	2	0	3	2	7.8	
Ohio St.	02/13/2024	*	38:55	3-5	.600	2-4	.500	1-2	.500	1	4	5	3.0	3	7	0	0	2	9	7.8	
at Iowa	02/17/2024	*	41:45	6-11	.545	3-6	.500	3-6	.500	0	9	9	3.3	2	4	1	0	4	18	8.2	
Maryland	02/20/2024	*	35:29	3-6	.500	2-4	.500	3-4	.750	0	4	4	3.3	2	1	0	0	0	11	8.3	
at Indiana	02/27/2024	*	34:34	6-12	.500	2-7	.286	1-1	1.000	3	4	7	3.4	2	6	0	0	2	15	8.6	
Illinois	03/02/2024	*	37:23	5-9	.556	2-4	.500	3-5	.600	0	2	2	3.4	4	3	2	0	3	15	8.8	
Totals			29	961:44	89-219	.406	31-100	.310	46-63	.730	18	80	98	3.4	60	109	34	2	60	255	8.8

CAREER STATISTICS

HEPBURN, Chucky

SEASON	TEAM	GP-GS	MIN/AVG	Field Goals		3-Point		F-Throws		Rebounds				Scoring						
				FG-FGA	FG%	3FG-3FGA	3FG%	FT-FTA	FT%	OFF	DEF	TOT	AVG	PF-FO	A	TO	BLK	STL	PTS	AVG
2021-22	Wisc	33-33	1022/31.0	92-237	.388	39-112	.348	39-56	.696	7	63	70	2.1	70-0	77	39	5	36	262	7.9
2022-23	Wisc	35-35	1124/32.1	152-403	.377	68-168	.405	56-78	.718	16	83	99	2.8	75-0	99	52	2	52	428	12.2
2023-24	Wisc	29-29	962/33.2	89-219	.406	31-100	.310	46-63	.730	18	80	98	3.4	60-0	109	34	2	60	255	8.8
TOTAL		97-97	3107/32.0	333-859	.388	138-380	.363	141-197	.716	41	226	267	2.8	205-0	285	125	9	148	945	9.7

25 | JOHN BLACKWELL

Freshman | Guard | 6-4 | 194
Highland Park, Mich. | Brother Rice



X/Twitter: @_Johnblackwell1 | Instagram: @thejohnblackwell

GET TO KNOW JOHN

Three-star recruit from Bloomfield Hills, Michigan ranked as the 26th-best combo guard in the nation and the third-best prospect in the state of Michigan. As a junior at Brother Rice High School, he averaged 13 points, five rebounds and four assists per game while shooting 49 percent from beyond the arc – the highest 3-point shooting percentage in Michigan that season. John's father, Glynn Blackwell, played four seasons at Illinois (1984-88) at shooting guard, playing in 106 games (57 starts) for the Illini where he averaged 12.1 points per game as a senior.

INDIVIDUAL BENCHMARKS

	SEASON	CAREER
GP/GS:	27/0	27/0
10+ POINTS:	11	11
LED UW IN PTS:	2	2
LED UW IN 3FG:	4	4
15+ MIN PLAYED:	17	17

MISCELLANEOUS STATISTICS

- Last 20+ pt game: --
- Last 30+ pt game: --

TOP PERFORMANCES

- at #1 Arizona (12/9/23): Scored a team-high 17 points (4-5 3FG), while grabbing a team-high 7 rebounds.
- vs #24 Virginia (11/20/23): 10 points in 18 minutes off the bench, including team-high 2 triples (2-3 3FG).
- vs Robert Morris (11/17/23): Career high 18 points (4-5 FG, 2-3 3FG, 8-10 FT) in 18 minutes off bench.
- at Indiana (2/27/24): Played 23 minutes, finishing with 11 points (5-8 FG), 3 rebounds, 1 assist & 1 steal.
- at Providence (11/14/23): Scored 11 points off of the bench, plus 5 rebounds, in 25 minutes.
- vs Arkansas State (11/6/23): Made his debut as a Badger, scoring 12 points (3-3 FG, 1-1 3FG, 5-7 FT) plus 4 rebounds playing 15 minutes off the bench.

SEASON HIGHS

- POINTS: 18 vs. Robert Morris (11/17/23)
- FIELD GOALS: 6 at Arizona (12/9/23)
- FG ATTEMPTS: 12 at Arizona (12/9/23)
- 3-POINT FGS: 4 at Arizona (12/9/23)
- 3-POINT FGAS: 5 at Arizona (12/9/23)
- FREE THROWS: 8 vs. Robert Morris (11/17/23)
- FT ATTEMPTS: 10 vs. Robert Morris (11/17/23)
- REBOUNDS: 9 (2x) MR vs. Chicago St (12/22/23)
- ASSISTS: 2 (4x) MR vs. Michigan State (1/26/24)
- BLOCKS: 1 (2x) MR vs. Maryland (2/20/24)
- STEALS: 2 vs. Robert Morris (11/17/23)
- MINUTES: 26 at Arizona (12/9/23)

CAREER HIGHS

- POINTS: 18 vs. Robert Morris (11/17/23)
- FIELD GOALS: 6 at Arizona (12/9/23)
- FG ATTEMPTS: 12 at Arizona (12/9/23)
- 3-POINT FGS: 4 at Arizona (12/9/23)
- 3-POINT FGAS: 5 at Arizona (12/9/23)
- FREE THROWS: 8 vs. Robert Morris (11/17/23)
- FT ATTEMPTS: 10 vs. Robert Morris (11/17/23)
- REBOUNDS: 9 (2x) MR vs. Chicago St (12/22/23)
- ASSISTS: 2 (4x) MR vs. Michigan State (1/26/24)
- BLOCKS: 1 (2x) MR vs. Maryland (2/20/24)
- STEALS: 2 vs. Robert Morris (11/17/23)
- MINUTES: 26 at Arizona (12/9/23)

GAME-BY-GAME STATISTICS

#25 BLACKWELL, John

Opponent	Date	GS	MIN	Total		3-Pointers		Free throws		Rebounds				PF	A	TO	BLK	STL	PTS	AVG	
				FG-FGA	PCT	3FG-3FGA	PCT	FT-FTA	PCT	OFF	DEF	TOT	AVG								
Arkansas St.	11/06/2023		15:06	3-3	1.000	1-1	1.000	5-7	.714	1	3	4	4.0	0	0	1	0	1	12	12.0	
Tennessee	11/10/2023		09:23	0-2	.000	0-0	.000	0-0	.000	0	0	0	2.0	0	0	0	0	0	0	6.0	
at Providence	11/14/2023		25:25	5-10	.500	1-3	.333	0-0	.000	2	3	5	3.0	1	0	0	0	0	11	7.7	
Robert Morris	11/17/2023		18:00	4-5	.800	2-3	.667	8-10	.800	0	2	2	2.8	2	1	0	0	2	18	10.3	
vs Virginia	11/20/2023		17:45	2-7	.286	2-3	.667	4-4	1.000	1	3	4	3.0	2	0	0	0	0	10	10.2	
vs SMU	11/22/2023		22:09	3-8	.375	0-3	.000	4-4	1.000	3	6	9	4.0	1	2	2	0	1	10	10.2	
Western Ill.	11/27/2023		18:06	2-3	.667	1-1	1.000	0-0	.000	0	0	0	3.4	2	0	0	0	0	5	9.4	
Marquette	12/02/2023		11:16	1-2	.500	0-0	.000	4-4	1.000	0	1	1	3.1	2	0	1	0	0	6	9.0	
at Michigan St.	12/05/2023		20:07	2-4	.500	0-2	.000	6-6	1.000	3	1	4	3.2	0	1	1	0	0	10	9.1	
at Arizona	12/09/2023		25:56	6-12	.500	4-5	.800	1-2	.500	1	6	7	3.6	2	2	0	0	0	17	9.9	
Jacksonville St.	12/14/2023		25:08	3-7	.429	1-1	1.000	0-0	.000	1	1	2	3.5	3	2	1	0	1	7	9.6	
Chicago St.	12/22/2023		13:56	1-5	.200	0-3	.000	4-4	1.000	0	9	9	3.9	3	0	1	1	1	6	9.3	
Iowa	01/02/2024		23:54	1-5	.200	0-1	.000	3-6	.500	1	3	4	3.9	2	1	3	0	1	5	9.0	
Nebraska	01/06/2024		18:46	5-8	.625	1-2	.500	1-1	1.000	0	3	3	3.9	0	0	2	0	0	12	9.2	
at Ohio St.	01/10/2024		10:57	1-3	.333	1-1	1.000	0-0	.000	0	1	1	3.7	0	1	0	0	0	3	8.8	
Northwestern	01/13/2024		17:27	1-3	.333	0-0	.000	3-4	.750	0	3	3	3.6	2	1	1	0	0	5	8.6	
at Penn St.	01/16/2024		23:16	3-8	.375	1-2	.500	7-8	.875	1	1	2	3.5	3	0	0	0	0	14	8.9	
Indiana	01/19/2024		19:54	4-6	.667	2-2	1.000	2-2	1.000	0	4	4	3.6	3	0	2	0	0	12	9.1	
at Minnesota	01/23/2024		10:55	1-4	.250	0-1	.000	0-0	.000	0	1	1	3.4	1	0	0	0	0	2	8.7	
Michigan St.	01/26/2024		12:00	2-4	.500	0-1	.000	1-1	1.000	1	1	2	3.4	3	2	1	0	0	5	8.5	
at Nebraska	02/01/2024		18:20	1-2	.500	1-1	1.000	0-0	.000	0	3	3	3.3	1	1	2	0	0	3	8.2	
Purdue	02/04/2024		14:21	2-4	.500	1-2	.500	0-0	.000	0	3	3	3.3	1	1	1	0	0	5	8.1	
at Michigan	02/07/2024		11:06	1-3	.333	0-2	.000	1-2	.500	0	1	1	3.2	1	0	0	0	1	3	7.9	
at Iowa	02/17/2024		13:06	2-3	.667	0-1	.000	0-0	.000	0	0	0	3.1	1	1	1	0	0	4	7.7	
Maryland	02/20/2024		14:22	1-2	.500	0-0	.000	7-8	.875	0	2	2	3.0	5	0	1	1	0	9	7.8	
at Indiana	02/27/2024		22:45	5-8	.625	1-2	.500	0-0	.000	1	2	3	3.0	2	1	0	0	1	11	7.9	
Illinois	03/02/2024		23:30	3-8	.375	1-3	.333	0-0	.000	0	3	3	3.0	5	0	0	0	0	7	7.9	
Totals			0	476:56	65-139	.468	21-46	.457	61-73	.836	16	66	82	3.0	48	17	21	2	9	212	7.9

CAREER STATISTICS

BLACKWELL, John

SEASON TEAM	GP-GS	MIN/AVG	Field Goals		3-Point		F-Throws		Rebounds				Scoring	
			FG-FGA	FG%	3FG-3FGA	3FG%	FT-FTA	FT%	OFF	DEF	TOT	AVG	PF-FO	A
2023-24 Wisc	27-0	477/17.7	65-139	.468	21-46	.457	61-73	.836	16	66	82	3.0	48-2	17
TOTAL	27-0	477/17.7	65-139	.468	21-46	.457	61-73	.836	16	66	82	3.0	48-2	17

31 | NOLAN WINTER

Freshman | Forward | 6-11 | 220
Lakeville, Minn. | Lakeville North



X/Twitter: @NolanWinter5 | Instagram: @nolan_winter31

GET TO KNOW NOLAN

Nolan Winter committed to Wisconsin and continued not only a family athletic legacy at the collegiate level, but also carried on a line of Lakeville North Badgers. The 6-foot-11 forward ranked as the No. 2 recruit in the state of Minnesota, according to 247 Sports. Winter played basketball at Lakeville North, the same high school program that current senior forward Tyler Wahl and former forward Nate Reuvers attended. The 6-foot-10 senior forward averaged 23.4 points and 11.6 rebounds per game while shooting 64.1 percent from the field and led the Panthers to a 28-4 record and the Class AAAA state semifinals. He was named the 2022-23 Gatorade State Player of the Year, while also earning player of the year honors from the Associated Press, MaxPreps and East Metro. Nolan's father, Trevor, played Big Ten basketball as a 7-foot center on Minnesota's 1997 Final Four team, and Nolan's mother, Heidi, played volleyball for the Gophers.

INDIVIDUAL BENCHMARKS

	SEASON	CAREER
GP/GS:	29/0	29/0
5+ POINTS:	9	9
10+ POINTS:	--	--
5+ REBOUNDS:	1	1
10+ REBOUNDS:	--	--
LED UW IN PTS:	--	--
LED UW IN REB:	1	1
10+ MIN PLAYED:	13	13

MISCELLANEOUS STATISTICS

- Last 20+ pt game: --
- Last 30+ pt game: --

TOP PERFORMANCES

- at Ohio State (1/10/24): Had a career high 7 points (3-5 FG), plus 2 rebounds in the road win.
- vs Arkansas State (11/6/23): Made his debut as a Badger, scoring 6 points and grabbing a team-high 7 rebounds in 14 minutes off the bench.

SEASON HIGHS

POINTS: 7 at Ohio State (1/10/24)
FIELD GOALS: 3 (2x) MR at Ohio State (1/10/24)
FG ATTEMPTS: 6 at Nebraska (2/1/24)
3-POINT FGS: 2 vs. Michigan State (1/26/24)
3-POINT FGAS: 3 (2x) MR at Nebraska (2/1/24)
FREE THROWS: 3 vs. Western Illinois (11/27/23)
FT ATTEMPTS: 4 (2x) MR at Michigan (2/7/24)
REBOUNDS: 7 vs. Arkansas State (11/6/23)
ASSISTS: 2 at Arizona (12/9/23)
BLOCKS: --
STEALS: 1 (4x) MR vs. Ohio State (2/13/24)
MINUTES: 18 at Michigan (2/7/24)

CAREER HIGHS

POINTS: 7 at Ohio State (1/10/24)
FIELD GOALS: 3 (2x) MR at Ohio State (1/10/24)
FG ATTEMPTS: 6 at Nebraska (2/1/24)
3-POINT FGS: 2 vs. Michigan State (1/26/24)
3-POINT FGAS: 3 (2x) MR at Nebraska (2/1/24)
FREE THROWS: 3 vs. Western Illinois (11/27/23)
FT ATTEMPTS: 4 (2x) MR at Michigan (2/7/24)
REBOUNDS: 7 vs. Arkansas State (11/6/23)
ASSISTS: 2 at Arizona (12/9/23)
BLOCKS: --
STEALS: 1 (4x) MR vs. Ohio State (2/13/24)
MINUTES: 18 at Michigan (2/7/24)

GAME-BY-GAME STATISTICS

#31 WINTER, Nolan

Opponent	Date	GS	MIN	Total		3-Pointers		Free throws		Rebounds				PF	A	TO	BLK	STL	PTS	AVG	
				FG-FGA	PCT	3FG-3FGA	PCT	FT-FTA	PCT	OFF	DEF	TOT	AVG								
Arkansas St.	11/06/2023		14:31	3-3	1.000	0-0	.000	0-1	.000	2	5	7	7.0	1	0	0	0	1	6	6.0	
Tennessee	11/10/2023		12:21	1-3	.333	0-2	.000	0-0	.000	1	0	1	4.0	0	1	0	0	0	2	4.0	
at Providence	11/14/2023		05:56	1-2	.500	1-1	1.000	0-0	.000	2	0	2	3.3	2	0	0	0	1	3	3.7	
Robert Morris	11/17/2023		06:28	0-1	.000	0-0	.000	0-0	.000	1	1	2	3.0	0	1	0	0	0	0	2.8	
vs Virginia	11/20/2023		11:19	1-3	.333	1-2	.500	0-0	.000	1	2	3	3.0	0	0	0	0	1	3	2.8	
vs SMU	11/22/2023		07:34	1-2	.500	0-1	.000	0-0	.000	0	1	1	2.7	0	0	1	0	0	2	2.7	
Western Ill.	11/27/2023		10:11	0-1	.000	0-1	.000	3-4	.750	1	0	1	2.4	2	0	1	0	0	3	2.7	
Marquette	12/02/2023		05:41	0-0	.000	0-0	.000	0-0	.000	0	1	1	2.3	0	1	0	0	0	0	2.4	
at Michigan St.	12/05/2023		08:27	1-3	.333	0-2	.000	0-0	.000	0	3	3	2.3	2	0	0	0	1	2	2.3	
at Arizona	12/09/2023		13:33	1-2	.500	1-2	.500	0-0	.000	0	1	1	2.2	2	2	0	0	0	3	2.4	
Jacksonville St.	12/14/2023		14:31	2-3	.667	1-2	.500	0-1	.000	1	2	3	2.3	0	0	0	0	0	5	2.6	
Chicago St.	12/22/2023		11:50	0-2	.000	0-1	.000	0-0	.000	0	0	0	2.1	0	1	0	0	0	0	2.4	
Iowa	01/02/2024		07:18	2-3	.667	0-1	.000	1-1	1.000	0	1	1	2.0	1	0	0	0	0	5	2.6	
Nebraska	01/06/2024		08:37	2-5	.400	0-2	.000	1-1	1.000	0	1	1	1.9	2	0	0	0	0	5	2.8	
at Ohio St.	01/10/2024		11:19	3-5	.600	1-3	.333	0-0	.000	0	2	2	1.9	1	0	0	0	0	7	3.1	
Northwestern	01/13/2024		10:47	1-2	.500	0-1	.000	0-0	.000	0	2	2	1.9	2	1	0	0	0	2	3.0	
at Penn St.	01/16/2024		04:28	1-2	.500	0-0	.000	0-0	.000	1	2	3	2.0	0	0	0	0	0	2	2.9	
Indiana	01/19/2024		07:14	0-0	.000	0-0	.000	0-0	.000	0	1	1	1.9	0	0	0	0	0	0	2.8	
at Minnesota	01/23/2024		11:28	1-2	.500	1-2	.500	0-0	.000	0	2	2	1.9	1	1	1	0	0	3	2.8	
Michigan St.	01/26/2024		08:58	2-2	1.000	2-2	1.000	0-0	.000	1	1	2	2.0	0	0	0	0	0	6	3.0	
at Nebraska	02/01/2024		09:18	1-6	.167	0-3	.000	0-0	.000	1	1	2	2.0	2	0	0	0	0	2	2.9	
Purdue	02/04/2024		11:54	0-3	.000	0-2	.000	0-0	.000	0	3	3	2.0	3	0	0	0	1	0	2.8	
at Michigan	02/07/2024		17:36	0-2	.000	0-2	.000	1-4	.250	1	2	3	2.0	1	1	0	0	0	1	2.7	
at Rutgers	02/10/2024		12:12	1-2	.500	1-1	1.000	2-2	1.000	0	2	2	2.0	1	1	1	0	0	5	2.8	
Ohio St.	02/13/2024		08:33	1-1	1.000	1-1	1.000	2-2	1.000	0	1	1	2.0	0	0	0	2	1	5	2.9	
at Iowa	02/17/2024		09:13	2-2	1.000	1-1	1.000	1-1	1.000	0	0	0	1.9	0	0	2	0	0	6	3.0	
Maryland	02/20/2024		04:55	0-0	.000	0-0	.000	0-0	.000	0	0	0	1.9	1	0	0	0	0	0	2.9	
at Indiana	02/27/2024		07:32	0-1	.000	0-1	.000	0-0	.000	1	0	1	1.8	0	0	0	0	0	0	2.8	
Illinois	03/02/2024		02:53	0-0	.000	0-0	.000	2-2	1.000	0	1	1	1.8	0	0	0	0	0	2	2.8	
Totals			0	276:37	28-63	.444	11-36	.306	13-19	.684	14	38	52	1.8	24	10	8	0	6	80	2.8

CAREER STATISTICS

WINTER, Nolan

SEASON TEAM	GP-GS	MIN/AVG	Field Goals		3-Point		F-Throws		Rebounds				Scoring						
			FG-FGA	FG%	3FG-3FGA	3FG%	FT-FTA	FT%	OFF	DEF	TOT	AVG	PF-FO	A	TO	BLK	STL	PTS	AVG
2023-24 Wisc	29-0	277/9.5	28-63	.444	11-36	.306	13-19	.684	14	38	52	1.8	24-0	10	8	0	6	80	2.8
TOTAL	29-0	277/9.5	28-63	.444	11-36	.306	13-19	.684	14	38	52	1.8	24-0	10	8	0	6	80	2.8

34 | GUS YALDEN

Freshman | Forward | 6-9 | 245
Appleton, Wis. | La Lumiere (Indiana)



X/Twitter: @gusbus2023 | Instagram: @gus.bus.19

GET TO KNOW GUS

Four-star big man Gus Yalden, a native of Appleton, Wisconsin, returns home to play for his home state Badgers. The 6-foot-9 forward ranked as the 17th best center in the country for his class, according to 247 Sports. Yalden attended IMG Academy (Bradenton, Fla.) and the Asheville School (Asheville, N.C.) during his sophomore and junior years before landing at La Lumiere (La Porte, Ind.) for his senior year. Yalden helped La Lumiere finish 18-10 in the National Interscholastic Basketball Conference (NIBC), which is considered to be one of the toughest conferences in the nation. Prior to his senior season, Yalden had a strong summer in the Nike EYBL, which included a 35-point, 17-rebound performance at the prestigious Nike Peach Jam in July.

INDIVIDUAL BENCHMARKS

	SEASON	CAREER
GP/GS:	--/--	--/--
5+ POINTS:	--	--
10+ POINTS:	--	--
LED UW IN PTS:	--	--
LED UW IN 3FG:	--	--

MISCELLANEOUS STATISTICS

- Last 20+ pt game:

--
- Last 30+ pt game:

--

TOP PERFORMANCES

SEASON HIGHS

POINTS:	--
FIELD GOALS:	--
FG ATTEMPTS:	--
3-POINT FGS:	--
3-POINT FGAS:	--
FREE THROWS:	--
FT ATTEMPTS:	--
REBOUNDS:	--
ASSISTS:	--
BLOCKS:	--
STEALS:	--
MINUTES:	--

CAREER HIGHS

POINTS:	--
FIELD GOALS:	--
FG ATTEMPTS:	--
3-POINT FGS:	--
3-POINT FGAS:	--
FREE THROWS:	--
FT ATTEMPTS:	--
REBOUNDS:	--
ASSISTS:	--
BLOCKS:	--
STEALS:	--
MINUTES:	--

GAME-BY-GAME STATISTICS

CAREER STATISTICS

35 | MARKUS ILVER

Junior | Forward | 6-9 | 225
Tallinn, Estonia | Western Reserve Academy (Ohio)



X/Twitter: @MarkusIlver | Instagram: @markus_ilver

GET TO KNOW MARKUS

Hailing from Tallinn, Estonia, junior forward Markus Ilver begins his third season with the Badgers in 2023-24. The 6-foot-8, combo forward appeared in 18 games for UW last season. He scored a career-high six points in a win vs. Dayton at the Battle 4 Atlantis tournament in the Bahamas. During the summer of 2022, Ilver represented Estonia at the FIBA U20 European Championship in Tbilisi, helping lead his country to a third-place finish. Ilver played a partial season of high school basketball – due to COVID-19 restrictions – at Western Reserve Academy in Hudson, Ohio in 2020-21. Ilver also played prep basketball at Massanutten Military Academy in Virginia during the 2019-20 school year. Markus’ father, Priit Ilver, followed a similar path leaving Estonia to play basketball in the United States. Priit Ilver played two seasons at St. Francis Brooklyn from 1998-2000. He appeared in 28 games as a senior before returning to Estonia to play basketball professionally.

HONORS

- Academic All-Big Ten (2023)

INDIVIDUAL BENCHMARKS

	SEASON	CAREER
GP/GS:	21/0	47/0
5+ POINTS:	--	3
10+ POINTS:	--	--
2+ 3FGS:	--	1
10+ MIN PLAYED:	3	10

MISCELLANEOUS STATISTICS

- Last 20+ pt game: --
- Last 30+ pt game: --

TOP PERFORMANCES

- at Penn State (1/16/24): Played 5 minutes, tallying 3 points (1-1 3FG), 5 rebounds, 1 block and 1 assist.
- at Illinois (1/7/23): Played a career high 19 minutes, finishing with 2 points and 3 rebounds.
- vs Dayton (11/23/22): Scored 6 points (2-4 3FG) while playing 10 minutes off the bench vs. Dayton.

SEASON HIGHS

POINTS: 5 at Arizona (12/9/23)
FIELD GOALS: 2 at Arizona (12/9/23)
FG ATTEMPTS: 4 (2x) MR at Arizona (12/9/23)
3-POINT FGS: 1 (7x) MR vs. Illinois (3/2/24)
3-POINT FGAS: 3 at Arizona (12/9/23)
FREE THROWS: --
FT ATTEMPTS: --
REBOUNDS: 5 (3x) MR at Penn State (1/16/24)
ASSISTS: 1 (3x) MR at Indiana (2/27/24)
BLOCKS: 1 (2x) MR vs. Illinois (3/2/24)
STEALS: 2 vs. Western Illinois (11/27/23)
MINUTES: 19 vs. Arkansas State (11/6/23)

CAREER HIGHS

POINTS: 6 vs. Dayton (11/23/22)
FIELD GOALS: 2 (2x) MR at Arizona (12/9/23)
FG ATTEMPTS: 6 at Illinois (1/7/23)
3-POINT FGS: 2 vs. Dayton (11/23/22)
3-POINT FGAS: 4 vs. Dayton (11/23/22)
FREE THROWS: 3 vs. Green Bay (11/12/21)
FT ATTEMPTS: 4 vs. Green Bay (11/12/21)
REBOUNDS: 5 (3x) MR at Penn State (1/16/24)
ASSISTS: 1 (6x) MR at Indiana (2/27/24)
BLOCKS: 1 (2x) MR vs. Illinois (3/2/24)
STEALS: 2 vs. Western Illinois (11/27/23)
MINUTES: 19 vs. Arkansas State (11/6/23)

GAME-BY-GAME STATISTICS

#35 ILVER, Markus

Opponent	Date	GS	MIN	Total		3-Pointers		Free throws		Rebounds				PF				BLK				STL		PTS		AVG
				FG-FGA	PCT	3FG-3FGA	PCT	FT-FTA	PCT	OFF	DEF	TOT	AVG	A	TO	BLK	STL	PTS	AVG							
Arkansas St.	11/06/2023		19:04	1-4	.250	1-2	.500	0-0	.000	1	4	5	5.0	1	0	2	0	0	3	3.0						
Tennessee	11/10/2023		03:03	0-1	.000	0-1	.000	0-0	.000	0	1	1	3.0	0	0	0	0	0	0	1.5						
at Providence	11/14/2023		03:53	1-1	1.000	1-1	1.000	0-0	.000	0	0	0	2.0	1	0	0	0	0	3	2.0						
Robert Morris	11/17/2023		01:55	0-1	.000	0-1	.000	0-0	.000	0	1	1	1.8	0	0	0	0	0	0	1.5						
vs Virginia	11/20/2023		01:03	0-0	.000	0-0	.000	0-0	.000	0	0	0	1.4	0	0	0	0	0	0	1.2						
Western Ill.	11/27/2023		13:54	1-1	1.000	1-1	1.000	0-1	.000	1	4	5	2.0	0	1	0	0	2	3	1.5						
Marquette	12/02/2023		03:28	0-1	.000	0-1	.000	0-0	.000	0	0	0	1.7	2	0	1	0	0	0	1.3						
at Michigan St.	12/05/2023		03:55	0-0	.000	0-0	.000	0-0	.000	1	0	1	1.6	0	0	0	0	0	0	1.1						
at Arizona	12/09/2023		04:14	2-4	.500	1-3	.333	0-0	.000	1	0	1	1.6	1	0	1	0	0	5	1.6						
Jacksonville St.	12/14/2023		00:43	0-0	.000	0-0	.000	0-0	.000	0	0	0	1.4	0	0	0	0	0	0	1.4						
Nebraska	01/06/2024		02:06	0-0	.000	0-0	.000	0-0	.000	0	0	0	1.3	0	0	0	0	0	0	1.3						
Northwestern	01/13/2024		02:46	0-0	.000	0-0	.000	0-0	.000	1	1	2	1.3	1	0	0	0	0	0	1.2						
at Penn St.	01/16/2024		04:57	1-1	1.000	1-1	1.000	0-0	.000	1	4	5	1.6	0	1	0	1	0	3	1.3						
Indiana	01/19/2024		02:59	0-0	.000	0-0	.000	0-0	.000	0	0	0	1.5	0	0	0	0	0	0	1.2						
Michigan St.	01/26/2024		00:45	0-0	.000	0-0	.000	0-0	.000	0	0	0	1.4	0	0	0	0	0	0	1.1						
at Michigan	02/07/2024		05:10	1-2	.500	0-1	.000	0-0	.000	0	1	1	1.4	2	0	0	0	0	2	1.2						
at Rutgers	02/10/2024		10:04	0-0	.000	0-0	.000	0-0	.000	0	0	0	1.3	0	1	0	0	0	0	1.1						
at Iowa	02/17/2024		04:36	0-0	.000	0-0	.000	0-0	.000	1	0	1	1.3	2	0	0	0	0	0	1.1						
Maryland	02/20/2024		06:24	0-2	.000	0-2	.000	0-0	.000	2	0	2	1.3	1	0	1	0	0	0	1.0						
at Indiana	02/27/2024		05:19	0-2	.000	0-2	.000	0-0	.000	1	0	1	1.3	1	1	0	0	0	0	1.0						
Illinois	03/02/2024		06:01	1-2	.500	1-2	.500	0-0	.000	0	0	0	1.2	0	0	0	0	1	0	3	1.0					
Totals			0 106:20	8-22	.364	6-18	.333	0-1	.000	10	16	26	1.2	12	4	5	2	2	22	1.0						

CAREER STATISTICS

ILVER, Markus

				Field Goals		3-Point		F-Throws		Rebounds								Scoring		
SEASON	TEAM	GP-GS	MIN/AVG	FG-FGA	FG%	3FG-3FGA	3FG%	FT-FTA	FT%	OFF	DEF	TOT	AVG	PF-FO	A	TO	BLK	STL	PTS	AVG
2021-22	Wisc	8-0	28/3.4	1-8	.125	0-5	.000	3-4	.750	1	3	4	0.5	7-0	0	2	0	0	5	0.6
2022-23	Wisc	18-0	119/6.6	11-37	.297	5-21	.238	2-2	1.000	5	12	17	0.9	10-0	3	2	0	1	29	1.6
2023-24	Wisc	21-0	106/5.1	8-22	.364	6-18	.333	0-1	.000	10	16	26	1.2	12-0	4	5	2	2	22	1.0
TOTAL		47-0	253/5.4	20-67	.299	11-44	.250	5-7	.714	16	31	47	1.0	29-0	7	9	2	3	56	1.2

SPECIAL STATISTICS

Game	Pts off T/O (Wis / Opp)	Pts in Paint (Wis / Opp)	2nd Chance Pts (Wis / Opp)	Fast Break Pts (Wis / Opp)	Bench Pts (Wis / Opp)
11/06/23 ARKANSAS ST	24 / 12	56 / 40	10 / 12	12 / 16	39 / 22
11/10/23 #9 TENNESSEE	12 / 14	32 / 42	9 / 11	2 / 8	8 / 23
11/14/23 at Providence	14 / 15	20 / 24	10 / 7	0 / 8	19 / 4
11/17/23 ROBERT MORRIS	19 / 7	42 / 16	8 / 11	8 / 2	24 / 19
11/20/23 vs. #24 Virginia	10 / 13	30 / 14	12 / 5	0 / 4	22 / 4
11/22/23 vs. SMU	14 / 8	40 / 24	12 / 12	6 / 3	17 / 19
11/27/23 WESTERN ILL	22 / 9	24 / 18	17 / 5	4 / 2	17 / 6
12/02/23 #3 MARQUETTE	15 / 14	30 / 32	18 / 2	6 / 12	6 / 12
12/05/23 at Michigan State	15 / 14	20 / 24	19 / 8	4 / 11	15 / 14
12/09/23 at #1 Arizona	5 / 12	32 / 42	16 / 11	8 / 19	32 / 21
12/14/23 JAX STATE	15 / 13	40 / 20	13 / 9	8 / 2	17 / 31
12/22/23 CHICAGO STATE	7 / 7	46 / 32	15 / 11	12 / 13	20 / 16
01/02/24 IOWA	24 / 14	42 / 36	15 / 10	15 / 13	15 / 9
01/06/24 NEBRASKA	17 / 12	36 / 18	7 / 6	4 / 11	36 / 18
01/10/24 at Ohio State	7 / 4	32 / 28	6 / 10	2 / 3	13 / 9
01/13/24 NORTHWESTERN	13 / 15	24 / 24	7 / 10	7 / 7	12 / 11
01/16/24 at Penn State	8 / 16	40 / 36	19 / 7	7 / 11	22 / 12
01/19/24 INDIANA	13 / 15	30 / 40	12 / 13	4 / 5	24 / 10
01/23/24 at Minnesota	10 / 9	26 / 20	7 / 9	7 / 12	9 / 11
01/26/24 MICHIGAN STATE	9 / 5	32 / 26	17 / 9	4 / 7	22 / 17
02/01/24 at Nebraska	18 / 18	18 / 24	7 / 6	5 / 5	10 / 34
02/04/24 #2 PURDUE	13 / 8	44 / 34	14 / 21	7 / 7	11 / 2
02/07/24 at Michigan	9 / 15	40 / 20	10 / 9	2 / 6	6 / 18
02/10/24 at Rutgers	5 / 15	28 / 36	9 / 13	7 / 14	23 / 30
02/13/24 OHIO STATE	6 / 8	30 / 30	17 / 7	5 / 0	5 / 11
02/17/24 at Iowa	8 / 5	46 / 34	8 / 9	2 / 8	11 / 11
02/20/24 MARYLAND	14 / 17	32 / 34	6 / 5	3 / 13	11 / 10
02/27/24 at Indiana	9 / 0	42 / 38	5 / 3	5 / 3	11 / 11
03/02/24 #13 ILLINOIS	13 / 14	44 / 32	12 / 9	10 / 19	15 / 14
RUNNING TOTAL	368 / 338	998 / 838	337 / 260	166 / 244	492 / 429
PER GAME AVERAGE	12.7 / 11.7	34.4 / 28.9	11.6 / 8.9	5.7 / 8.4	16.9 / 14.8

TEAM SUPERLATIVES

WISCONSIN

HIGH

LOW

• Points	105	vs. Arkansas State (11/6/23)	56	at Rutgers (2/10/24)
• First-Half Points	56	vs. Arkansas State (11/6/23)	21	at Providence (11/14/23)
• Second-Half Points	52	vs. Indiana (1/19/24)	24	at Nebraska (2/1/24)
• Field Goals Made	39	vs. Arkansas State (11/6/23)	19	at Rutgers (2/10/24)
• Field Goal Attempts	70	at Arizona (12/9/23)	44	vs. Northwestern (1/13/24)
• Field Goal Percentage	.650 (39-60)	vs. Arkansas State (11/6/23)	.328 (19-58)	at Rutgers (2/10/24)
• 3-Point Field Goals Made	13	vs. Nebraska (1/6/24)	3	2x; MR vs. Purdue (2/4/24)
• 3-Point Field Goal Attempts	31	at Nebraska (2/1/24)	12	vs. Arkansas State (11/6/23)
• 3-Point Field Goal Pct. (min. 15 att.)	.500 (13-26)	vs. Nebraska (1/6/24)	.158 (3-19)	vs. Purdue (2/4/24)
• Free Throws Made	28	vs. Maryland (2/20/24)	2	at Indiana (2/27/24)
• Free Throw Attempts	40	vs. Robert Morris (11/17/23)	3	at Indiana (2/27/24)
• Free Throw Pct. (min. 20 att.)	.903 (28-31)	vs. Maryland (2/20/24)	.591 (13-22)	at Rutgers (2/10/24)
• Offensive Rebounds	20	vs. Virginia (11/20/23)	5	vs. Indiana (1/19/24)
• Defensive Rebounds	33	vs. Chicago State (12/22/23)	17	2x; MR at Indiana (2/27/24)
• Total Rebounds	48	vs. Virginia (11/20/23)	25	vs. Indiana (1/19/24)
• Fouls	24	2x; MR vs. Illinois (3/2/24)	7	vs. Virginia (11/20/23)
• Assists	20	at Iowa (2/17/24)	6	2x; MR vs. Maryland (2/20/24)
• Turnovers	16	at Nebraska (2/1/24)	3	at Indiana (2/27/24)
• Steals	11	2x; MR vs. SMU (11/22/23)	2	at Penn State (1/16/24)
• Blocked Shots	5	at Minnesota (1/23/24)	0	8x; MR at Indiana (2/27/24)

OPPONENT

HIGH

LOW

• Points	98	at Arizona (12/9/23)	41	vs. Virginia (11/20/23)
• First-Half Points	48	at Arizona (12/9/23)	18	vs. Virginia (11/20/23)
• Second-Half Points	53	vs. Indiana (1/19/24)	23	vs. Virginia (11/20/23)
• Field Goals Made	35	at Arizona (12/9/23)	15	2x; MR vs. Western Ill (11/27/23)
• Field Goal Attempts	67	at Rutgers (2/10/24)	38	vs. Western Ill (11/27/23)
• Field Goal Percentage	.617 (29-47)	at Indiana (2/27/24)	.317 (20-63)	vs. Chicago State (12/22/23)
• 3-Point Field Goals Made	13	vs. Robert Morris (11/17/23)	3	2x; MR vs. Purdue (2/4/24)
• 3-Point Field Goal Attempts	29	2x; MR vs. Marquette (12/03/23)	11	vs. Purdue (2/4/24)
• 3-Point Field Goal Pct. (min. 10 att.)	.588 (10-17)	at Rutgers (2/10/24)	.158 (3-19)	vs. Chicago State (12/22/23)
• Free Throws Made	24	3x; MR vs. Illinois (3/2/24)	1	vs. Ohio State (2/13/24)
• Free Throw Attempts	33	vs. Arkansas State (11/6/23)	2	vs. Ohio State (2/13/24)
• Free Throw Pct. (min. 10 att.)	.833 (10-12)	vs. Michigan State (1/26/24)	.385 (5-13)	at Minnesota (1/23/24)
• Offensive Rebounds	14	2x; MR vs. Purdue (2/4/24)	3	2x; MR vs. Nebraska (1/6/24)
• Defensive Rebounds	35	at Arizona (12/9/23)	16	2x; MR vs. Indiana (1/19/24)
• Total Rebounds	43	at Rutgers (2/10/24)	21	vs. Virginia (11/20/23)
• Fouls	32	vs. Robert Morris (11/17/23)	8	at Indiana (2/27/24)
• Assists	26	at Arizona (12/9/23)	3	vs. Chicago State (12/22/23)
• Turnovers	21	vs. Robert Morris (11/17/23)	6	at Penn State (1/16/24)
• Steals	8	3x; MR at Rutgers (2/10/24)	1	at Indiana (2/27/24)
• Blocked Shots	9	at Rutgers (2/10/24)	1	(3x) MR vs. Michigan State (1/26/24)

MISCELLANEOUS

HIGH

SECOND-HIGHEST

• UW's Largest Deficit Overcome in Win	11 vs. SMU (11/22/23)	8 (17-25, 7:51 1H) at Ohio State (1/10/24)
• UW's Largest Deficit Overcome in Win (2nd Half/OT)	10 (40-30, 13:21 2H) vs. SMU (11/22/23)	4 (52-56, 6:14 2H) at Ohio State (1/10/24)
• UW's Largest Lead Surrendered in Loss	19 (27-8, 9:51 1H) at Nebraska (2/1/24)	13 (28-15, 11:22 1H) at Iowa (2/17/24)
• UW's Largest Lead Surrendered in Loss (2nd Half/OT)	16 (43-27, 20:00 2H) at Nebraska (2/1/24)	4 (47-43, 20:00 2H) at Iowa (2/17/24)
• UW's Largest Halftime Lead	16 (2x) MR (43-27) at Nebraska (2/1/24)	15 (56-41) vs. Arkansas State (11/6/23)
• UW's Largest Halftime Deficit	17 at Arizona (12/9/23)	16 at Providence (11/14/23)
• UW's Largest Lead	36 (98-62, 6:40 2H) vs. Arkansas State (11/6/23)	27 (65-38, 7:31 2H) vs. Chicago State (12/22/23)
• UW's Largest Deficit	31 (62-93, 3:02 2H) at Arizona (12/9/23)	25 (42-67, 6:41 2H) at Providence (11/14/23)

TEAM SUPERLATIVES
BIG TEN CONFERENCE GAMES ONLY

WISCONSIN	HIGH	LOW
• Points	91 vs. Indiana (1/19/24)	56 at Rutgers (2/10/24)
• First-Half Points	51 vs. Nebraska (1/6/24)	28 at Rutgers (2/10/24)
• Second-Half Points	52 vs. Indiana (1/19/24)	24 at Nebraska (2/1/24)
• Field Goals Made	33 vs. Nebraska (1/6/24)	19 at Rutgers (2/10/24)
• Field Goal Attempts	69 at Indiana (2/27/24)	44 vs. Northwestern (1/13/24)
• Field Goal Percentage	.550 (33-60) vs. Nebraska (1/6/24)	.328 (19-58) at Rutgers (2/10/24)
• 3-Point Field Goals Made	13 vs. Nebraska (1/6/24)	3 vs. Purdue (2/4/24)
• 3-Point Field Goal Attempts	31 at Nebraska (2/1/24)	14 vs. Northwestern (1/13/24)
• 3-Point Field Goal Pct. (min. 15 att.)	.500 (13-26) vs. Nebraska (1/6/24)	.158 (3-19) vs. Purdue (2/4/24)
• Free Throws Made	28 vs. Maryland (2/20/24)	2 at Indiana (2/27/24)
• Free Throw Attempts	35 vs. Iowa (1/2/24)	3 at Indiana (2/27/24)
• Free Throw Pct. (min. 20 att.)	.903 (28-31) vs. Maryland (2/20/24)	.591 (13-22) at Rutgers (2/10/24)
• Offensive Rebounds	12 3x; MR vs. Ohio State (2/13/24)	5 vs. Indiana (1/19/24)
• Defensive Rebounds	31 at Nebraska (2/1/24)	17 at Indiana (2/27/24)
• Total Rebounds	42 at Nebraska (2/1/24)	25 vs. Indiana (1/19/24)
• Fouls	24 vs. Illinois (3/2/24)	12 2x; MR vs. Ohio State (2/13/24)
• Assists	20 at Iowa (2/17/24)	6 vs. Maryland (2/20/24)
• Turnovers	16 at Nebraska (2/1/24)	3 at Indiana (2/27/24)
• Steals	10 at Indiana (2/27/24)	2 at Penn State (1/16/24)
• Blocked Shots	5 at Minnesota (1/23/24)	0 5x; MR at Indiana (2/27/24)

OPPONENT	HIGH	LOW
• Points	91 vs. Illinois (3/2/24)	54 vs. Ohio State (2/13/24)
• First-Half Points	43 at Iowa (2/17/24)	21 vs. Ohio State (2/13/24)
• Second-Half Points	53 vs. Indiana (1/19/24)	27 at Ohio State (1/10/24)
• Field Goals Made	32 at Penn State (1/16/24)	22 at Minnesota (1/23/24)
• Field Goal Attempts	67 at Rutgers (2/10/24)	47 at Indiana (2/27/24)
• Field Goal Percentage	.617 (29-47) at Indiana (2/27/24)	.379 (22-58) at Minnesota (1/23/24)
• 3-Point Field Goals Made	12 vs. Nebraska (1/6/24)	3 vs. Purdue (2/4/24)
• 3-Point Field Goal Attempts	27 at Nebraska (2/1/24)	11 vs. Purdue (2/4/24)
• 3-Point Field Goal Pct. (min. 15 att.)	.588 (10-17) at Rutgers (2/10/24)	.286 (6-21) vs. Northwestern (1/13/24)
• Free Throws Made	24 2x; MR vs. Illinois (3/2/24)	1 vs. Ohio State (2/13/24)
• Free Throw Attempts	30 2x; MR vs. Illinois (3/2/24)	2 vs. Ohio State (2/13/24)
• Free Throw Pct. (min. 20 att.)	.810 (17-21) vs. Indiana (1/19/24)	.731 (19-26) at Nebraska (2/1/24)
• Offensive Rebounds	14 vs. Purdue (2/4/24)	3 vs. Nebraska (1/6/24)
• Defensive Rebounds	33 at Rutgers (2/10/24)	16 vs. Indiana (1/19/24)
• Total Rebounds	43 at Rutgers (2/10/24)	22 at Michigan State (12/5/23)
• Fouls	26 vs. Maryland (2/20/24)	8 at Indiana (2/27/24)
• Assists	18 at Rutgers (2/10/24)	6 at Michigan (2/7/24)
• Turnovers	14 vs. Iowa (1/2/24)	6 at Penn State (1/16/24)
• Steals	9 at Nebraska (2/1/24)	1 at Indiana (2/27/24)
• Blocked Shots	9 at Rutgers (2/10/24)	1 2x; MR vs. Michigan State (1/26/24)

MISCELLANEOUS	HIGH	SECOND-HIGHEST
• UW's Largest Deficit Overcome in Win	8 (17-25, 7:51 1H) at Ohio State (1/10/24)	7 (4-11, 16:19 1H) vs. Iowa (1/2/24)
• UW's Largest Deficit Overcome in Win (2nd Half/OT)	4 (52-56, 6:14 2H) at Ohio State (1/10/24)	2 (55-57, 2:37 2H) at Minnesota (1/23/24)
• UW's Largest Lead Surrendered in Loss	19 (27-8, 9:51 1H) at Nebraska (2/1/24)	13 (28-15, 11:22 1H) at Iowa (2/17/24)
• UW's Largest Lead Surrendered in Loss (2nd Half/OT)	16 (43-27, 20:00 2H) at Nebraska (2/1/24)	4 (47-43, 20:00 2H) at Iowa (2/17/24)
• UW's Largest Halftime Lead	16 (43-27) at Nebraska (2/1/24)	13 (3x); MR (34-21) vs. Ohio State (2/13/24)
• UW's Largest Halftime Deficit	9 (28-37) at Rutgers (2/10/24)	5 (33-38) at Indiana (2/27/24)
• UW's Largest Lead	23 (67-44, 12:07 2H) vs. Indiana (1/19/24)	21 (88-67, 1:40 2H) vs. Nebraska (1/6/24)
• UW's Largest Deficit	22 (54-76, 1:06 2H) at Rutgers (2/10/24)	15 (17-32, 6:09 1H) at Indiana (2/27/24)

INDIVIDUAL SUPERLATIVES

WISCONSIN	HIGH		SECOND-HIGHEST	
• Points	29	AJ Storr (vs. Chicago St - 12/22/23)	28	2x; MR Storr (at Nebraska - 2/1/24)
• First-Half Points	21	Max Klesmit (vs. Marquette - 12/2/23)	20	AJ Storr (vs. Chicago St - 12/22/23)
• Second-Half Points	23	Max Klesmit (vs. Indiana - 1/19/24)	20	AJ Storr (at Providence - 11/14/23)
• Field Goals Made	11	2x; MR Storr (at Nebraska - 2/1/24)	10	Tyler Wahl (vs. Purdue - 2/4/24)
• Field Goal Attempts	22	AJ Storr (at Nebraska - 2/1/24)	20	AJ Storr (vs. Tennessee - 11/10/23)
• Field Goal Percentage (min. 10 att.)	.727 (8-11)	3x; MR Klesmit (vs. Indiana - 1/19/24)	.692 (9-13)	Max Klesmit (vs. Northwestern - 1/13/24)
• 3-Point Field Goals Made	5	4x; MR Storr (at Nebraska - 2/1/24)	4	4x; MR Essegian (vs. Nebraska - 1/6/24)
• 3-Point Field Goal Attempts	11	AJ Storr (at Nebraska - 2/1/24)	10	Max Klesmit (vs. Marquette - 12/2/23)
• 3-Point Field Goal Pct. (min. 5 att.)	.800 (4-5)	John Blackwell (at Arizona - 12/9/23)	.714 (5-7)	Max Klesmit (vs. Indiana - 1/19/24)
• Free Throws Made	11	2x; MR Crowl (at Iowa - 2/17/24)	8	4x; MR Klesmit (vs. Maryland - 2/20/24)
• Free Throw Attempts	13	2x; MR Crowl (at Iowa - 2/17/24)	12	Tyler Wahl (vs. Robert Morris - 11/17/23)
• Free Throw Pct. (min. 10 att.)	.846 (11-13)	2x; MR Crowl (at Iowa - 2/17/24)	.800 (8-10)	2x; MR Storr (vs. Indiana - 1/19/24)
• Offensive Rebounds	7	Tyler Wahl (vs. Virginia - 11/20/23)	6	2x; MR Storr vs. Ohio State (2/13/24)
• Defensive Rebounds	11	Steven Crowl (vs. Iowa - 1/2/24)	10	3x; MR Wahl (at Rutgers - 2/10/24)
• Total Rebounds	13	3x; MR Crowl (at Rutgers - 2/10/24)	12	3x; MR Storr (vs. Ohio State - 2/13/24)
• Fouls	5	5x; MR Blackwell (vs. Illinois - 3/2/24)	4	19x; MR 2 Badgers (vs. Illinois - 3/2/24)
• Assists	8	3x; MR Klesmit (at Iowa - 2/17/24)	7	Chucky Hepburn (vs. Ohio State - 2/13/24)
• Turnovers	5	3x; MR Crowl (vs. Maryland - 2/20/24)	4	3x; MR Crowl (vs. Ohio State - 2/13/24)
• Steals	5	Chucky Hepburn (vs. Jax State - 12/14/23)	4	4x; MR Hepburn (at Iowa - 2/17/24)
• Blocked Shots	3	Tyler Wahl (at Minnesota - 1/23/24)	2	4x; MR Tyler Wahl (vs. Purdue - 2/4/24)
OPPONENT	HIGH		SECOND-HIGHEST	
• Points	31	Marcus Domask (vs. Illinois - 3/2/24)	28	Malik Reneau (vs. Indiana - 1/19/24)
• First-Half Points	20	Kel'el Ware (at Indiana - 2/27/24)	15	2x; MR Buie (vs. Northwestern - 1/13/24)
• Second-Half Points	20	Malik Reneau (vs. Indiana - 1/19/24)	19	Kanye Clary (at Penn State - 1/16/24)
• Field Goals Made	12	2x; MR Domask (vs. Illinois - 3/2/24)	11	2x; MR Ware at Indiana (2/27/24)
• Field Goal Attempts	22	Wesley Cardet (vs. Chicago St - 12/22/23)	21	2x; MR Domask (vs. Illinois - 3/2/24)
• Field Goal Percentage (min. 8 made)	.917 (11-12)	Kel'el Ware (at Indiana - 2/27/24)	.727 (8-11)	Josh Dix (at Iowa - 2/17/24)
• 3-Point Field Goals Made	5	2x; MR Fernandes (at Rutgers - 2/10/24)	4	7x; MR Domask (vs. Illinois - 3/2/24)
• 3-Point Field Goal Attempts	9	2x; MR Joplin (vs. Marquette - 12/2/23)	8	4x; MR Mast (at Nebraska - 2/1/24)
• 3-Point Field Goal Pct. (min. 5 made)	1.000 (5-5)	Noah Fernandes (at Rutgers - 2/10/24)	.714 (5-7)	C.J. Wilcher (at Nebraska - 2/1/24)
• Free Throws Made	8	3x; MR Shannon Jr. (vs. Illinois - 3/2/24)	7	8x; MR Young (vs. Maryland - 2/20/24)
• Free Throw Attempts	11	Owen Freeman (at Iowa - 2/17/24)	9	8x; MR Shannon Jr. (vs. Illinois - 3/2/24)
• Free Throw Pct. (min. 8 att.)	.889 (8-9)	Terrence Shannon Jr. (vs. Illinois - 3/2/24)	.875 (7-8)	Brice Williams (at Nebraska - 2/1/24)
• Offensive Rebounds	6	Zach Edey (vs. Purdue - 2/4/24)	4	2x; MR Corbett (vs. Chicago St - 12/22/23)
• Defensive Rebounds	12	Clifford Omoruyi (at Rutgers - 2/10/24)	11	3x; MR Ware (at Indiana - 2/27/24)
• Total Rebounds	13	3x; MR Omoruyi (at Rutgers - 2/10/24)	12	2x; MR Freeman (at Iowa - 2/17/24)
• Fouls	5	11x; MR Reneau (at Indiana - 2/27/24)	4	27x; MR 3 Players (vs. Maryland - 2/20/24)
• Assists	12	Trey Galloway (at Indiana - 2/27/24)	9	2x; MR Hawkins (at Minnesota - 1/23/24)
• Turnovers	7	Alfredo Boglio (vs. Robert Morris - 11/17/23)	6	Samuell Williamson (vs. SMU - 11/22/23)
• Steals	4	Roddy Gayle Jr. (vs. Ohio State - 2/13/24)	3	6x; MR Simpson (at Rutgers - 2/10/24)
• Blocked Shots	8	Clifford Omoruyi (at Rutgers - 2/10/24)	5	2x; MR Ware (at Indiana - 2/27/24)

INDIVIDUAL SUPERLATIVES

BIG TEN CONFERENCE GAMES ONLY

WISCONSIN

HIGH

SECOND-HIGHEST

• Points	28	2x; MR Storr (at Nebraska - 2/1/24)	26	Max Klesmit (vs. Indiana - 1/19/24)
• First-Half Points	18	AJ Storr (at Nebraska - 2/1/24)	15	AJ Storr (at Ohio St - 1/10/24)
• Second-Half Points	23	Max Klesmit (vs. Indiana - 1/19/24)	18	Max Klesmit (at Ohio St - 1/10/24)
• Field Goals Made	11	AJ Storr (at Nebraska - 2/1/24)	10	Tyler Wahl (vs. Purdue - 2/4/24)
• Field Goal Attempts	22	AJ Storr (at Nebraska - 2/1/24)	18	AJ Storr (at Iowa - 2/17/24)
• Field Goal Percentage (min. 10 att.)	.727 (8-11)	3x; MR Klesmit (vs. Indiana - 1/19/24)	.692 (9-13)	Max Klesmit (vs. Northwestern - 1/13/24)
• 3-Point Field Goals Made	5	3x; MR Storr (at Nebraska - 2/1/24)	4	3x; MR Essegian (vs. Nebraska - 1/6/24)
• 3-Point Field Goal Attempts	11	AJ Storr (at Nebraska - 2/1/24)	8	2x; MR Essegian (at Rutgers - 2/10/24)
• 3-Point Field Goal Pct. (min. 4 made)	1.000 (4-4)	Steven Crowl (at Michigan St - 12/5/23)	.714 (5-7)	2x; MR Klesmit (vs. Indiana - 1/19/24)
• Free Throws Made	11	2x; MR Crowl (at Iowa - 2/17/24)	8	2x; MR Klesmit (vs. Maryland - 2/20/24)
• Free Throw Attempts	13	2x; MR Crowl (at Iowa - 2/17/24)	11	Tyler Wahl (vs. Northwestern - 1/13/24)
• Free Throw Pct. (min. 8 made)	1.000 (8-8)	Max Klesmit (vs. Maryland - 2/20/24)	.846 (11-13)	Steven Crowl (at Iowa - 2/17/24)
• Offensive Rebounds	6	2x; MR Storr (vs. Ohio State - 2/13/24)	5	2x; MR Crowl (at Rutgers - 2/10/24)
• Defensive Rebounds	11	Steven Crowl (vs. Iowa - 1/2/24)	10	3x; MR Wahl (at Rutgers - 2/10/24)
• Total Rebounds	13	3x; MR Crowl (at Rutgers - 2/10/24)	12	3x; MR Storr (vs. Ohio State - 2/13/24)
• Fouls	5	4x; MR Blackwell (vs. Illinois - 3/2/24)	4	11x; MR 2 Badgers (vs. Illinois - 3/2/24)
• Assists	8	3x; MR Klesmit (at Iowa - 2/17/24)	7	Chucky Hepburn (vs. Ohio State - 2/13/24)
• Turnovers	5	3x; MR Crowl (vs. Maryland - 2/20/24)	4	3x; MR Crowl (vs. Ohio State - 2/13/24)
• Steals	4	3x; MR Hepburn (at Iowa - 2/17/24)	3	11x; MR Hepburn (vs. Illinois - 3/2/24)
• Blocked Shots	3	Tyler Wahl (at Minnesota - 1/23/24)	2	3x; MR Wahl (vs. Purdue - 2/4/24)

OPPONENT

HIGH

SECOND-HIGHEST

• Points	31	Marcus Domask (vs. Illinois - 3/2/24)	28	Malik Reneau (vs. Indiana - 1/19/24)
• First-Half Points	20	Kel'el Ware (at Indiana - 2/27/24)	15	Boo Buie (vs. Northwestern - 1/13/24)
• Second-Half Points	20	Malik Reneau (vs. Indiana - 1/19/24)	19	Kanye Clary (at Penn State - 1/16/24)
• Field Goals Made	12	2x; MR Domask (vs. Illinois - 3/2/24)	11	2x; MR Ware (at Indiana - 2/27/24)
• Field Goal Attempts	21	2x; MR Domask (vs. Illinois - 3/2/24)	20	2x; MR Clary (at Penn State - 1/16/24)
• Field Goal Percentage (min. 10 att.)	.917 (11-12)	Kel'el Ware (at Indiana - 2/27/24)	.727 (8-11)	Josh Dix (at Iowa - 2/17/24)
• 3-Point Field Goals Made	5	2x; MR Fernandes (at Rutgers - 2/10/24)	4	4x; MR Domask (vs. Illinois - 3/2/24)
• 3-Point Field Goal Attempts	8	2x; MR Mast (at Nebraska - 2/1/24)	7	5x; MR Jones (vs. Purdue - 2/4/24)
• 3-Point Field Goal Pct. (min. 5 att.)	1.000 (5-5)	Noah Fernandes (at Rutgers - 2/10/24)	.714 (5-7)	C.J. Wilcher (at Nebraska - 2/1/24)
• Free Throws Made	8	2x; MR Shannon Jr. (vs. Illinois - 3/2/24)	7	5x; MR Young (vs. Maryland - 2/20/24)
• Free Throw Attempts	11	Owen Freeman (at Iowa - 2/17/24)	10	Tarris Reed Jr. (at Michigan - 2/7/24)
• Free Throw Pct. (min. 7 att.)	1.000 (7-7)	2x; MR Young (vs. Maryland - 2/20/24)	.889 (8-9)	Terrence Shannon Jr. (vs. Illinois - 3/2/24)
• Offensive Rebounds	6	Zach Edey (vs. Purdue - 2/4/24)	4	Carson Cooper (at Michigan St - 12/5/23)
• Defensive Rebounds	12	Clifford Omoruyi (at Rutgers - 2/10/24)	11	3x; MR Ware (at Indiana - 2/27/24)
• Total Rebounds	13	3x; MR Omoruyi (at Rutgers - 2/10/24)	12	2x; MR Freeman (at Iowa - 2/17/24)
• Fouls	5	6x; MR Reneau (at Indiana - 2/27/24)	4	18x; MR 3 Players (vs. Maryland - 2/20/24)
• Assists	12	Trey Galloway (at Indiana - 2/27/24)	9	Elijah Hawkins (at Minnesota - 1/23/24)
• Turnovers	5	3x; MR Johnson (at Indiana - 2/27/24)	4	4x; MR Perkins (at Iowa - 2/17/24)
• Steals	4	Roddy Gayle Jr. (vs. Ohio State - 2/13/24)	3	4x; MR Simpson (at Rutgers - 2/10/24)
• Blocked Shots	8	Clifford Omoruyi (at Rutgers - 2/10/24)	5	Kel'el Ware (at Indiana - 2/27/24)

THE LAST TIME WISCONSIN...

Wisconsin Team

UW ranked No. 1 in AP Top 25: Feb. 21, 2007
UW ranked in AP Top 25: No. 20 (2/12/24)
UW ranked in USA Today Coaches Poll: No. 21 (2/12/24)
Played AP No. 1-ranked opponent: Loss at Arizona, 98-73 (12/9/23)
Defeated AP No. 1-ranked opponent: Villanova, 65-62 (3/18/17)
Played AP No. 2-ranked opponent: Loss vs. Purdue, 69-75 (2/4/24)
Defeated opponent ranked 3-10 by AP: Win vs. No. 3 Marquette, 75-64 (12/2/23)
Defeated opponent ranked 11-25 by AP: Win vs. No. 24 Virginia, 65-41 (11/20/23)
Defeated AP Top 25 opponent on the road: Win at No. 17 Michigan State, 70-62 (2/8/22)

Scoring

Scored 20 or more points: 20, Tyler Wahl vs. Illinois (3/2/24)
Scored 30 or more points: 36, Steven Crowl vs. Bradley (3/14/23)
Scored 40 or more points: 43, Frank Kaminsky vs. North Dakota (11/19/13)
Two or more Badgers scored 30 points, same game: Joe Franklin (31) and Chuck Nagle (30) vs. Purdue (3/2/68) — only other time this happened in school history was Jack Brens (31) and Ken Siebel (31) vs. Utah (12/28/62)
Two or more Badgers scored 20 points, same game: Steven Crowl (22) and AJ Storr (21) at Iowa (2/17/24)
Three or more Badgers scored 20 points, same game: Jon Leuer (24), Josh Gasser (21), Jordan Taylor (20), vs. PVAMU (11/14/10)
Scored 20 points in one half: Max Klesmit 23 points 2H vs. Indiana (1/19/24)
Scored 20 points/two straight games: AJ Storr (28 vs. Michigan State, 1/26/24; 28 at Nebraska, 2/1/24)
Scored 20 points/three straight games: Johnny Davis (26 vs. Iowa, 1/6/22; 37 at #3 Purdue, 1/3/22; 20 vs. Illinois State, 12/29/21)
Scored 20 points/four straight games: Johnny Davis (26 vs. Iowa, 1/6/22; 37 at #3 Purdue, 1/3/22; 20 vs. Illinois State, 12/29/21; 24 at #21 Ohio State, 12/11/21)
Scored 20 points/five straight games: Johnny Davis (26 vs. Iowa, 1/6/22; 37 at #3 Purdue, 1/3/22; 20 vs. Illinois State, 12/29/21; 24 at #21 Ohio State, 12/11/21; 23 vs. Indiana, 12/8/21)
Scored 30 points/two straight games: Michael Finley (30 at Michigan, 1/29/94; 32 vs. Michigan State, 2/2/94)
No Badger scored in double figures: vs. Marquette (12/8/12)
One Badger scored in double figures: 14, Connor Essegian at Indiana (1/14/23)
Four players scored in double figures: Tyler Wahl (20), Max Klesmit (16), Chucky Hepburn (15) and AJ Storr (13) vs. Illinois (3/2/24)
Five players scored in double figures: Chucky Hepburn (15), AJ Storr (14), John Blackwell (11), Max Klesmit (11) and Steven Crowl (10) at Indiana (2/27/24)
Six players scored in double figures: Reuvers (19), Davison (15), Ford (12), King (12), Trice (11) and Pritzl (10) vs. Green Bay (11/21/19)
UW Scored 70 or more points: 83, vs. Illinois (3/2/24)
UW Scored 80 or more points: 83, vs. Illinois (3/2/24)
UW Scored 90 or more points: 91, vs. Indiana (1/19/24)
UW Scored 100 or more points: 105, vs. Arkansas State (11/6/23)

Field Goal Shooting

Shot 90 percent or better (min. 10 att.): .900 (9-10), Carlton McGee vs. Michigan (2/26/92)
UW shot 50 percent or better: .500 (30-60), vs. Illinois (3/2/24)
UW shot 60 percent or better: .650 (39-60), vs. Arkansas State (11/6/23)
UW shot 70 percent or better: .744, vs. Army (12/30/79)
UW made 30 or more field goals: 30, vs. Illinois (3/2/24)
UW made 40 or more field goals: 42, vs. Iowa (3/9/94)
UW made 50 or more field goals: Has not happened
UW attempted 60 or more field goals: 60, vs. Illinois (3/2/24)
UW attempted 70 or more field goals: 70, at Arizona (12/9/23)
UW attempted 80 or more field goals: 83, vs. Northwestern (1/28/95)
UW attempted 100 or more field goals: 102, vs. South Dakota (12/9/72)

3-Point Field Goal Shooting

Made 5 or more 3-point field goals: AJ Storr (5-11 3FG) at Nebraska (2/1/24)
UW shot 40 percent or better (min. 8 att.): .438 (7-16) at Iowa (2/17/24)
UW shot 50 percent or better (min. 8 att.): .500 (13-26) vs. Nebraska (1/6/24)
UW shot 60 percent or better (min. 8 att.): .640 (16-25), vs. Louisville (12/19/20)
UW shot 70 percent or better (min. 8 att.): .727, at Indiana (2/25/10)
UW shot 80 percent or better (min. 8 att.): .889, vs. North Dakota St. (12/10/86)
UW shot 90 percent or better (min. 8 att.): .900, at Illinois (1/25/97)
UW made 10 or more 3-point field goals: 10, at Nebraska (2/1/24)
UW made 15 or more 3-point field goals: 16, vs. Louisville (12/19/20)
UW attempted 30 or more 3-point field goals: 31, at Nebraska (2/1/24)
UW attempted 40 or more 3-point field goals: 40, vs. Temple (12/3/01)

Double-Double / Triple-Double

Had a triple-double: Ethan Happ (13 pts, 12 reb, 11 ast) vs. Northwestern (1/26/19)
Had a double-double (Pts/Reb): Storr (14p, 12r) and Crowl (16p, 10r) vs. Ohio St (2/13/24)
Had a double-double (Pts/Ast): Ethan Happ (10 pts, 11 reb, 12 ast) vs. Coppin St. (11/6/18)
Had a double-double (Ast/Reb): Ethan Happ (10 pts, 11 reb, 12 ast) vs. Coppin St. (11/6/18)
Had a double-double in consecutive games: Tyler Wahl vs. Iowa (2/22), at Michigan (2/26/23)
Two with double-double: Storr (14p, 12r) and Crowl (16p, 10r) vs. Ohio St (2/13/24)

Free Throw Shooting

Perfect at the FT line (min. 10 att.): 10-10, Brad Davison at Indiana (2/15/22)
UW shot 80 percent or better (min. 12 att.): .903 (28-31), vs. Maryland (2/20/24)
UW shot 90 percent or better (min. 12 att.): .903 (28-31), vs. Maryland (2/20/24)
UW shot 100 percent (min. 12 att.): 14-14, at Michigan State (12/5/23)
UW made 20 or more free throws: 28, vs. Maryland (2/20/24)
UW made 30 or more free throws: 30, vs. Minnesota (2/13/14)
UW made 40 or more free throws: 40, vs. Minnesota (1/12/53)
UW attempted 30 or more free throws: 31, vs. Maryland (2/20/24)
UW attempted 40 or more free throws: 40, vs. Robert Morris (11/17/23)
UW attempted 50 or more free throws: 50, at Indiana (2/12/62)
UW attempted 60 or more free throws: 61, at Michigan (2/21/53)

Rebounds

Had 10+ rebounds: Storr (12) and Crowl (10) vs. Ohio State (2/13/24)
Had 15+ rebounds: 15, Johnny Davis vs. Minnesota (1/30/22)
Had 20+ rebounds: 25, Joe Chrnulich vs. St. Mary's (12/2/76)
Had 30+ rebounds: 30, Paul Morrow vs. Purdue (1/3/53)
Had 10+ reb. in consecutive games: Tyler Wahl, Two Straight (2/22/23, 2/26/23)
UW had 40+ rebounds: 40, at Rutgers (2/10/24)
UW had 50+ rebounds: 50, vs. Green Bay (11/12/21)

Assists

Had 10 or more assists: 11, Ethan Happ vs. Northwestern (1/26/19)
Had 15 or more assists: Has not happened
UW had 20 or more assists: 20, at Iowa (2/17/24)
UW had 30 or more assists: 30, vs. Iowa (3/9/94)

Blocked Shots

Had 5 or more blocked shots: 9 Nate Reuvers vs. Eastern Illinois (11/8/19)
Had 10 or more blocked shots: Has not happened
UW had 10 or more blocked shots: 10 vs. Eastern Illinois (11/25/20)
UW had 15 or more blocked shots: Has not happened

Steals

Had 5 or more steals: 5, Chucky Hepburn vs. Minnesota (1/3/23)
Had 10 or more steals: 10, Mike Kelley vs. Texas (12/7/99)
UW had 10 or more steals: 10, at Indiana (2/27/24)
UW had 15 or more steals: 16, MR vs. California (12/2/12)

Turnovers

UW had 1 or fewer turnovers: 1, vs. Iowa (1/20/15)
UW had 5 or fewer turnovers: 5, vs. Purdue (2/4/24)
UW had 0 turnovers in a half: 0 in 2H, vs. Western Michigan (12/30/22)
Opponent committed 15 or more turnovers: 15, Jacksonville State (12/14/23)
Opponent committed 20 or more turnovers: 21, Robert Morris (11/17/23)

Overtime

Won a game in overtime: 79-74, at Penn State (2/8/23)
Lost a game in overtime: 86-88, at Iowa (2/17/24)
Played a 2-overtime game: win vs. Indiana (80-73), 1/7/21
Played a 3-overtime game: loss vs. Indiana (85-86), 2/16/87
Played in consecutive OT games: at Penn State (2/8/23) and at Nebraska (2/11/23)

Miscellaneous

Hit a buzzer beater: vs. Xavier, 3/20/16 (Bronson Koenig hits 3PT in corner, UW 66-63)
Won after trailing by at least 10 pts in second half: 10 vs. SMU, 12/22/23 (down 40-30, 13:00 remaining - won 69-61)
Won after trailing by at least 15 pts in second half: 17 vs. Indiana, 12/8/21 (down 42-25, 19:43 remaining - won 64-59)
UW scored 10 straight points or more: 12-0 (17:05 - 14:33 1H) vs. Illinois (3/2/24)
UW scored 15 straight points or more: 16-0 (16:14 - 10:57 2H) vs. Nicholls (12/15/21)
UW held opp. scoreless 5:00 or longer: 6:32 (16:40 - 10:08 1H) vs. Chicago State (12/22/23)
UW held opp. scoreless for 8:00 or longer: 10:24 (17:26 - 7:02 1H) vs. Penn State (2/5/22)

GAME 1: WISCONSIN 105, ARKANSAS STATE 76

Nov. 6, 2023 • Madison, Wis. • Kohl Center



Official Basketball Box Score - Final
Arkansas St. at Wisconsin
11/06/23 Kohl Center, Madison
2023-24 Men's Basketball

Game Time: 7:00 PM
Game Duration: 2:08
Attendance: 14,033

Officials: Earl Walton, Tony Meeks, Josh White

Arkansas St. - 76

Record: 0-1

NO. Name	Min	FG	3P	FT	Rebounds	Fouls	TP	AS	TO	ST	Blocks	BS	BA	+/
35 Izaiyah Nelson	F 06:25	0-0	0-0	2-4	2	1	3	3	2	0	1	0	0	-13
0 Caleb Fields	G 39:08	5-9	0-1	7-9	0	2	2	4	6	17	2	4	1	0
2 Freddy Hicks	G 34:24	6-15	1-4	1-0	1	6	7	3	7	21	2	5	2	0
3 Derrian Ford	G 29:45	3-5	1-2	0-2	1	1	2	1	2	7	1	5	0	0
10 Avery Felts	G 31:23	3-11	1-8	0-0	0	0	0	2	0	7	1	0	2	0
1 LaQuill Hardnett	13:17	1-5	1-2	0-0	1	1	2	1	1	3	0	1	0	-8
45 Dyondre Dominguez	23:37	4-9	0-2	6-6	3	5	8	2	4	14	0	1	0	1
6 Taryn Todd	15:03	2-5	0-2	1-2	0	2	2	5	1	5	1	1	0	-6
4 Noah McDavid	00:58	0-0	0-0	0-0	0	0	0	0	0	0	0	0	1	0
Team					2	0	2			0				
Totals		24-59	4-21	24-33	10	18	28	21	24	76	7	17	7	0

Technical Fouls: NONE

Shooting By Period	1st FG%	2nd FG%	3rd FG%	4th FG%	GM FG%	FT%
1st FG%	3-11	27.3%				
2nd FG%	10-30	33.3%				
3rd FG%	1-10	10.0%				
4th FG%	14-19	73.7%				
GM FG%	24-59	40.7%				
FT%	4-21	19.0%				
FT%	24-33	72.7%				

Dead Ball Rebounds: 7, 1

Wisconsin - 105

Record: 14-0

NO. Name	Min	FG	3P	FT	Rebounds	Fouls	TP	AS	TO	ST	Blocks	BS	BA	+/
5 Tyler Wahl	F 13:16	4-5	0-0	0-1	1	0	1	4	2	8	2	3	1	0
22 Steven Crowl	F 18:29	3-4	0-0	3-6	0	3	3	4	5	9	4	1	0	0
2 AJ Storr	G 23:56	6-13	0-2	3-4	0	2	2	2	2	15	1	0	1	0
11 Max Klesmit	G 18:38	5-5	1-1	3-3	0	1	1	3	2	14	1	0	0	0
23 Chucky Hepburn	G 30:28	7-10	2-3	4-5	0	1	1	0	2	20	6	2	3	0
31 Nolan Winter	14:31	3-3	0-0	0-1	2	5	7	1	1	6	0	0	1	0
14 Carter Gilmore	12:40	1-2	0-0	2-2	1	3	4	1	4	0	0	0	0	0
3 Connor Essegian	04:35	2-3	0-0	0-0	0	1	1	1	0	4	0	0	0	-1
25 John Blackwell	15:06	3-3	1-1	5-7	1	3	4	0	4	12	0	1	1	0
4 Kamari McGee	07:15	1-1	0-0	0-0	0	1	1	2	0	2	0	2	0	-6
35 Markus Iler	19:04	1-4	1-2	0-0	1	4	5	1	1	3	0	2	0	0
10 Isaac Lindsey	17:04	3-6	1-3	1-1	0	0	0	2	1	8	2	1	0	1
12 Luke Haertle	02:00	0-0	0-0	0-0	0	0	0	0	0	0	0	0	0	-2
21 Chris Hodges	02:00	0-0	0-0	0-0	0	0	0	0	0	0	0	0	1	-2
15 Isaac Gard	00:58	0-1	0-0	0-0	0	0	0	0	0	0	0	0	0	-4
Team					1	2	3			0				
Totals		39-60	6-12	21-30	7	26	33	24	21	105	17	14	7	3

Technical Fouls: NONE

Shooting By Period	1st FG%	2nd FG%	3rd FG%	4th FG%	GM FG%	FT%
1st FG%	22-34	64.7%				
2nd FG%	12-18	66.7%				
3rd FG%	17-26	65.4%				
4th FG%	6-9	66.7%				
GM FG%	39-60	65.0%				
FT%	6-12	50.0%				
FT%	21-30	70.0%				

Dead Ball Rebounds: 4, 1

Biggest lead	ASU	WIS	Points from Turnovers	ASU	WIS	Period by Period Scoring	1st	2nd	TOT
Biggest lead	0 (1 st 20:00)	36 (2 nd 6:40)	Points	40	56	ASU	41	35	76
Best Scoring Run	7 (2 nd 13:40)	12 (2 nd 16:59)	Second Chance	12	10	WIS	56	49	105
Lead Changes	0		Fast Breaks	16	12				
Times Tied	0		Bench	22	39				
Time with Lead	00:00	39:40							

NOTES: Wisconsin set a Kohl Center scoring record, surpassing the previous high by Kansas in a 104-86 win vs. Oregon in the 2022 NCAA Tournament ... UW scored its most points since a 105-70 win vs. Eastern Illinois on 12/28/95 ... UW shot 65% FG (39-for-60), the 4th-highest mark in school history.

GAME 2: #9 TENNESSEE 80, WISCONSIN 70

Nov. 10, 2023 • Madison, Wis. • Kohl Center



Official Basketball Box Score - Final
Tennessee at Wisconsin
11/10/23 Kohl Center, Madison
2023-24 Men's Basketball

Game Time: 8:00 PM
Game Duration: 2:01
Attendance: 17,287

Officials: Jeffrey Anderson, Owen Short, Brett Smith

Tennessee - 80

Record: 2-0

NO. Name	Min	FG	3P	FT	Rebounds	Fouls	TP	AS	TO	ST	Blocks	BS	BA	+/
0 Jonas Aidoo	F 28:17	5-8	0-1	0-0	2	5	7	3	0	10	1	1	0	2
3 Dalton Knecht	G 36:05	8-15	1-4	7-9	0	5	5	3	6	24	2	3	0	0
15 Jahmai Mashack	G 14:50	1-3	0-0	2-2	0	1	1	3	3	4	1	0	0	0
25 Santiago Vescovi	G 28:41	2-4	0-1	1-1	1	3	4	1	1	5	1	0	0	0
30 Josiah-Jordan James	G 30:32	4-8	1-3	5-7	0	6	6	3	4	14	0	1	1	0
2 Jordan Gainey	21:23	3-8	2-4	2-2	0	1	1	2	1	10	2	1	1	0
11 Tobee Awaka	11:43	3-4	0-0	0-0	2	4	6	3	0	6	0	1	0	0
5 Zakai Zeigler	18:50	1-5	1-4	2-2	1	2	3	2	2	5	3	3	0	0
1 Freddie Dilone V	02:52	0-0	0-0	0-0	0	0	0	0	0	0	0	0	0	-4
12 Cade Phillips	06:47	1-1	0-0	0-0	0	1	1	0	0	2	0	0	0	0
Team					0	1	1			0				
Totals		28-56	5-17	19-23	6	29	35	22	17	80	10	10	3	2

Technical Fouls: NONE

Shooting By Period	1st FG%	2nd FG%	3rd FG%	4th FG%	GM FG%	FT%
1st FG%	15-27	55.6%				
2nd FG%	13-29	44.8%				
3rd FG%	0-0	0.0%				
4th FG%	11-14	78.6%				
GM FG%	28-56	50.0%				
FT%	5-17	29.4%				
FT%	19-23	82.6%				

Dead Ball Rebounds: 2, 0

Wisconsin - 70

Record: 1-1

NO. Name	Min	FG	3P	FT	Rebounds	Fouls	TP	AS	TO	ST	Blocks	BS	BA	+/
5 Tyler Wahl	F 32:43	4-6	0-0	2-7	1	7	8	2	6	10	2	3	0	1
22 Steven Crowl	F 25:40	4-9	1-2	5-6	3	6	9	3	4	14	1	1	0	1
2 AJ Storr	G 33:05	7-20	2-7	1-2	0	1	1	2	2	17	2	0	0	1
11 Max Klesmit	G 28:28	2-8	2-7	2-3	1	2	2	3	2	8	3	1	0	-11
23 Chucky Hepburn	G 35:36	5-9	1-4	2-2	2	2	4	4	5	13	1	2	1	0
31 Nolan Winter	12:21	1-3	0-2	0-0	1	0	1	0	1	2	1	0	0	-15
3 Connor Essegian	11:28	1-2	0-1	2-2	0	1	1	2	1	4	0	2	2	0
14 Carter Gilmore	06:13	1-1	0-0	0-1	0	0	0	0	1	1	2	0	0	0
25 John Blackwell	09:23	0-2	0-0	0-0	0	0	0	0	0	0	0	0	0	-3
35 Markus Iler	03:03	0-1	0-1	0-0	0	0	1	1	0	0	0	0	0	-3
4 Kamari McGee	02:01	0-0	0-0	0-0	0	0	0	0	1	0	0	0	0	-2
Team					1	1	2			0				
Totals		25-61	6-24	14-23	10	21	31	17	22	70	10	9	3	2

Technical Fouls: NONE

Shooting By Period	1st FG%	2nd FG%	3rd FG%	4th FG%	GM FG%	FT%
1st FG%	13-32	40.6%				
2nd FG%	4-11	36.4%				
3rd FG%	5-7	71.4%				
4th FG%	12-29	41.4%				
GM FG%	25-61	41.0%				
FT%	6-24	25.0%				
FT%	14-23	60.9%				

Dead Ball Rebounds: 6, 3

Biggest lead	UT	UW	Points from Turnovers	UT	UW	Period by Period Scoring	1st	2nd	TOT
Biggest lead	10 (2 nd 4:45)	0 (1 st 20:00)	Paint	42	32	UT	43	37	80
Best Scoring Run	5 (1 st 3:32)	6 (1 st 9:01)	Second Chance	11	9	UW	35	35	70
Lead Changes	0	4	Fast Breaks	8	2				
Times Tied	4		Bench	23	8				
Time with Lead	36:46	00:00							

GAME 3: PROVIDENCE 72, WISCONSIN 53

Nov. 14, 2023 • Providence, R.I. • Amica Mutual Pavilion



Official Basketball Box Score - Final
Wisconsin at Providence
11/14/23 Amica Mutual Pavilion, Providence, R.I.
2023-24 Men's Basketball

Game Time: 6:00 PM
Game Duration: 2:03
Attendance: 12,069

Officials: Brian Dorsey, D.J. Carlsens, Jeff Anderson

Wisconsin - 59

Record: 1-2

NO. Name	Min	FG	3P	FT	Rebounds	Fouls	TP	AS	TO	ST	Blocks	BS	BA	+/			
		OR	DR	TOT	FF	FD											
5 Tyler Wahl	F 28:46	3-9	0-2	0-0	1	1	4	5	3	2	6	0	2	2	1	0	-8
22 Steven Crowl	F 28:28	5-9	0-1	2-2	5	1	6	2	4	4	2	2	1	0	1	15	-5
2 AJ Storr	G 29:42	7-17	2-6	6-6	1	4	5	1	5	22	1	3	0	0	-11	-11	-11
11 Max Klesmit	G 19:13	0-2	0-1	0-0	0	1	1	4	0	0	1	1	2	0	0	-16	-16
23 Chucky Hepburn	G 29:20	2-10	0-3	4-4	1	2	3	2	2	8	0	2	0	0	1	-17	-17
25 John Blackwell	25:25	5-10	1-3	0-0	2	3	5	1	3	11	0	0	0	0	1	4	-4
14 Carter Gilmore	12:57	1-2	0-1	0-0	0	2	2	3	0	2	1	1	1	0	0	0	-6
31 Nolan Winter	05:56	1-2	0-1	0-0	2	0	2	2	0	3	0	0	1	0	0	0	-6
3 Connor Essegian	06:19	0-3	0-1	0-0	0	0	0	1	0	1	0	1	0	0	0	-8	-8
10 Isaac Lindsey	08:33	0-1	0-0	0-0	0	0	0	2	0	0	0	0	0	0	0	5	-5
35 Markus Iler	03:53	1-1	1-1	0-0	0	0	0	1	0	3	0	0	0	0	0	3	-3
4 Kamari McGee	00:44	0-0	0-0	0-0	0	0	0	1	0	0	0	0	0	0	0	2	-2
12 Luke Haertle	00:44	0-0	0-0	0-0	0	0	0	0	0	0	0	0	0	0	0	2	-2
Team					13	1	0	0	0	0	0	0	0	0	0	0	0
Totals		21-62	5-20	12-12	13	17	30	23	16	59	6	12	6	1	3	13	-63

GAME 5: WISCONSIN 65, #24 VIRGINIA 41

Nov. 20, 2023 • Fort Myers, Fla. • Suncoast Credit Union Arena



Official Basketball Box Score - Final
Wisconsin at Virginia
11/20/23 Suncoast Credit Union Arena, Fort Myers, Fla.
2023-24 Men's Basketball

Game Time: 6:00 PM
Game Duration: 1:47
Attendance: 3,500

Officials: Ted Valentine, Lee Cassell, KB Burdett

Wisconsin - 65

Record: 3-2

NO.	Name		Min	FG	3P	FT	Rebounds	Fouls	TP	AS	TO	ST	Blocks	BS	+/-			
				M-A	M-A	M-A	OR	DR	FF	PF								
5	Tyler Wahl	F	25:32	4-13	0-0	1-2	7	3	10	1	1	9	2	0	1	3	8	
22	Steven Crowl	F	27:38	7-10	1-1	0-0	4	6	10	0	15	2	3	0	1	2	18	
2	AJ Storr	G	21:12	2-6	1-2	2-2	2	4	6	0	1	7	2	2	1	0	6	
11	Max Klesmit	G	30:46	4-7	1-3	0-0	0	3	3	1	3	9	1	1	0	0	34	
23	Chucky Hepburn	G	29:30	1-8	1-4	0-0	0	0	0	2	2	3	6	0	1	0	17	
4	Kamari McGee	14:01	1-3	1-1	0-0	0	0	0	0	1	0	3	2	0	0	0	19	
14	Carter Gilmore	13:25	2-2	0-0	0-0	0	1	3	4	0	0	4	0	1	0	0	16	
25	John Blackwell	17:45	2-7	2-3	4-4	1	3	4	2	3	10	0	0	0	0	1	18	
31	Nolan Winter	11:19	1-3	1-2	0-0	1	2	3	0	0	3	0	0	1	0	0	6	
3	Connor Essegian	04:17	1-3	0-2	0-0	0	2	2	0	0	2	0	0	0	0	0	-2	
10	Isaac Lindsey	01:03	0-0	0-0	0	0	1	0	1	0	0	0	0	0	0	0	0	
21	Chris Hodges	01:03	0-0	0-0	0	0	0	0	0	0	0	0	0	0	0	0	0	
35	Markus Iler	01:03	0-0	0-0	0	0	0	0	0	0	0	0	0	0	0	0	0	
12	Luke Haertle	00:43	0-0	0-0	0	0	0	1	1	0	0	0	0	0	0	0	0	
15	Isaac Gard	00:43	0-0	0-0	0	0	0	0	0	0	0	0	0	0	0	0	0	
Team							3	1	4	0	0	2						
Totals				25-62	9-18	7-8	20	28	48	7	10	65	15	9	4	1	8	24

Technical Fouls: NONE

Virginia - 41

Record: 4-1

NO.	Name	Min	FG	3P	FT	Rebounds	Fouls	TP	AS	TO	ST	Blocks	BS	BA			
			M-A	M-A	M-A	OR	DR	FF	PF	FT	AS	TO	ST	BS	BA		
0	Blake Buchanan	F 14:29	0-2	0-0	0-0	2	1	3	1	1	0	0	1	0	2	1	-12
2	Reece Beekman	G 34:05	6-12	2-3	3-3	1	3	4	1	3	17	7	2	2	0	0	-23
4	Andrew Rohde	G 30:01	2-6	1-3	0-0	0	2	2	1	0	5	3	0	0	0	0	-16
11	Isaac McKneely	G 32:34	3-7	1-1	2-2	0	1	1	1	1	9	0	1	1	0	0	-9
13	Ryan Dunn	G 26:28	3-6	0-2	0-0	0	6	3	0	6	0	1	2	5	0	0	-5
1	Dante Harris	17:21	0-3	0-1	0-0	0	1	1	1	0	0	2	0	0	0	0	-21
22	Jordan Minor	04:55	0-0	0-0	0-0	0	0	0	1	1	0	0	0	0	0	0	-2
34	Jacob Groves	20:47	1-7	0-3	2-2	0	2	2	1	1	4	0	1	0	0	0	-14
35	Leon Bond III	13:21	0-1	0-0	0-0	0	0	0	0	0	0	0	0	0	0	0	-15
10	Taine Murray	05:59	0-2	0-1	0-0	0	0	0	0	0	0	0	0	0	0	0	-3
Team						0	2	2	0	0	0						
Totals			15-46	4-14	7-7	3	18	21	10	7	41	10	8	5	8	1	-24

Technical Fouls: NONE

	Wis	UVA
Biggest lead	24 (2 nd 3:21)	0 (1 st 20:00)
Best Scoring Run	11 (2 nd 9:35)	5 (1 st 8:21)
Lead Changes	0	
Times Tied	1	
Time with Lead	39:09	00:00

Points from Turnovers Wis 10 UVA 10

Paint 30 14

Second Chance 12 5

Fast Breaks 0 4

Bench 22 4

Period by Period Scoring

1st 2nd TOT

Wis 28 37 65

UVA 18 23 41

NOTES: Wisconsin moved to 3-4 all-time vs. Virginia and earned its first win over the Cavaliers since 2013...UW's 24-point win marked its largest over an AP Top-25 team since 2020 and its largest such win on the road since 2015...UW held UVA to 41 points, the fewest Wisconsin has ever given up to a top-25 ranked team.

GAME 6: WISCONSIN 69, SMU 61

Nov. 22, 2023 • Fort Myers, Fla. • Suncoast Credit Union Arena



Official Basketball Box Score - Final
Wisconsin at SMU
11/22/23 Suncoast Credit Union Arena, Fort Myers
2023-24 Men's Basketball

Game Time: 8:30 PM
Game Duration: 2:59
Attendance: 3,500

Officials: Ted Valentine, Lee Cassell, Patrick Evans

Wisconsin - 69

Record: 4-2

NO.	Name		Min	FG	3P	FT	Rebounds		Fouls	TP	AS	TO	ST	Blocks	BS	+/-		
				M-A	M-A	M-A	OR	DR	FF	PF								
5	Tyler Wahl	F	26:15	6-11	0-0	2-2	4	2	6	4	3	14	0	0	2	1	1	
22	Steven Crowl	F	31:55	2-4	0-0	1-1	4	4	8	4	3	5	2	2	1	0	12	
2	AJ Storr	G	18:39	5-11	0-3	1-1	1	1	2	0	1	11	1	0	1	0	8	
11	Max Klesmit	G	27:10	4-11	2-7	2-2	0	3	3	1	1	12	0	0	3	0	4	
23	Chucky Hepburn	G	28:24	3-8	2-4	2-3	1	1	2	0	2	10	1	1	1	0	2	
25	John Blackwell		22:09	3-8	0-3	4-4	3	6	9	1	5	10	2	2	1	0	-1	
14	Carter Gilmore		13:24	0-0	0-0	0-0	0	0	0	0	1	0	0	0	0	0	2	
31	Nolan Winter		07:34	1-2	0-1	0-0	0	1	1	0	0	2	0	1	0	0	-2	
3	Connor Essegian		12:50	2-6	1-5	0-0	1	1	2	0	1	5	1	2	0	0	4	
4	Kamari McGee		11:40	0-1	0-1	0-0	0	2	2	0	0	0	0	2	0	0	4	
Team							2	0	2	0	0	1						
Totals				26-62	5-24	12-13	16	21	37	10	17	69	7	9	11	1	3	8

Technical Fouls: Crowl 2nd 5:49

SMU - 61

Record: 4-2

NO.	Name	Min	FG	3P	FT	Rebounds	Fouls	TP	AS	TO	ST	Blocks	BS	BA	+/-		
			M-A	M-A	M-A	OR	DR	FF	PF	FT	AS	TO	ST	BS	BA		
10	Samuel Williamson	F 23:01	3-7	0-0	1-3	2	2	4	2	3	7	0	6	0	1	0	
22	Keon Ambrose-Hylton	F 21:20	1-1	0-0	0-0	1	2	3	0	2	1	0	0	0	1	0	
0	B.J. Edwards	G 19:13	0-3	0-0	1-2	1	2	3	0	1	1	3	0	0	0	0	
1	Zhuric Phelps	G 31:11	7-16	4-6	1-2	3	0	3	0	1	11	1	5	3	0	0	
3	Chuck Harris	G 32:49	6-12	1-4	0-0	0	2	2	0	10	13	2	2	0	0	1	
12	Tyreek Smith	18:36	1-2	0-0	4-4	0	1	1	4	3	6	0	0	0	1	0	
2	Jalen Smith	22:34	3-4	2-3	0-1	0	2	2	1	8	0	1	1	0	0	0	
5	Ricardo Wright	07:37	0-1	0-0	0-0	0	0	0	0	0	1	0	1	1	0	0	
15	Ja'heim Hudson	15:51	2-3	1-2	0-0	1	3	4	0	3	5	0	0	0	0	0	
24	Emory Lanier	07:48	0-2	0-1	0-0	0	1	1	1	0	0	0	0	0	0	0	
Team						3	5	8	0	0	0						
Totals			23-51	8-16	7-12	11	20	31	18	9	61	8	15	3	3	1	-8

Technical Fouls: Hudson 2nd 5:49

	WIS	SMU
Biggest lead	8 (2 nd 0:10)	11 (1 st 13:18)
Best Scoring Run	9 (1 st 10:22)	6 (1 st 17:53)
Lead Changes	1	
Times Tied	3	
Time with Lead	02:54	35:03

Points from Turnovers Wis 14 SMU 14

Paint 40 24

Second Chance 12 12

Fast Breaks 6 3

Bench 17 19

Period by Period Scoring

1st 2nd TOT

WIS 24 45 69

SMU 32 29 61

NOTES: Wisconsin claimed its sixth November non-conference tournament title in the last 20 years...UW has gone 30-13 (.698) in non-conference November tournaments since 2005...trailing by 10 (40-30) with 13:00 remaining, UW pulled out its first double-digit, second-half comeback since 2021.

GAME 7: WISCONSIN 71, WESTERN ILLINOIS 49

Nov. 27, 2023 • Madison, Wis. • Kohl Center



Official Basketball Box Score - Final
Western Illinois at Wisconsin
11/27/23 Kohl Center, Madison
2023-24 Men's Basketball

Game Time: 6:00 PM
Game Duration: 1:54
Attendance: 14,092

Officials: Will Howard, Mike Pearson, Mason Siler

Western Illinois - 49

Record: 2-5

NO.	Name	Min	FG	3P	FT	Rebounds				Fouls	TP	AS	TO	ST	Blocks	BS	BA
			M-A	M-A	M-A	OR	DR	TOT	PF	FF							
4	Jessiah West	F 26:27	3-5	0-1	1-2	1	1	2	4	2	7	0	2	1	0	0	-8
23	Drew Cisse	F 32:43	3-3	0-0	2-6	3	8	11	3	3	8	3	2	1	3	0	-18
2	Ryan Myers	G 35:09	2-8	2-5	2-2	1	1	2	0	1	8	0	3	0	0	0	-19
5	James Dent Jr.	G 37:54	4-12	2-5	7-9	0	4	4	3	5	17	2	1	0	0	0	-24
13	Braden Lamar	G 27:48	1-4	0-0	1-3	0	0	0	4	2	3	0	3	0	0	0	-24
24	Tay Knox	12:32	1-2	0-0	0	0	2	2	2	1	2	1	0	0	0	0	-11
10	JJ Kalakon	12:02	0-2	0-2	0-0	0	0	0	2	0	0	0	0	0	0	0	-12
0	Shay Davis	03:12	1-1	0-0	0	0	0	0	2	0	2	0	0	0	0	0	0
22	Joe Petrakis	03:57	0-0	0-0	0	0	0	0	0	0	0	1	0	1	0	0	0
11	De'Meko Anderson	03:45	0-1	0-0	2-2	0	0	0	1	1	2	0	1	0	0	0	-1
21	Jacksun Hamilton	02:29	0-0	0-0	0	0	0	0	0	0	0	0	0	0	0	0	3
3	KJ Lee	01:16	0-0	0-0	0	0	0	0	0	0	0	0	0	0	0	0	2
15	Dirin Bhirraya	00:46	0-0	0-0	0-0	0	0	0	0	0	0	0	0	0	0	0	2
Team						1 1 2				0		0					
Totals		15-38		41-123	15-24	6	17	23	21	15	49	6	13	3	4	0	-22

GAME 9: #23 WISCONSIN 70, MICHIGAN STATE 57

Dec. 5, 2023 • East Lansing, Mich. • Breslin Events Center



Official Basketball Box Score - Final
Wisconsin at Michigan St.
12/05/23 Breslin Events Center, East Lansing
2023-24 Men's Basketball

Game Time: 7:00 PM
Game Duration: 1:47
Attendance: 14,797

Officials: Doug Simmons, Terry Ogelsby, Bill Ek

Wisconsin - 70													Record: 7-2 (1-0)													
NO.	Name	Min	FG M-A	3P M-A	FT M-A	Rebounds OR DR	Fouls PF FO	TP	AS	TO	ST	Blocks BS BA	+/-	Shooting By Period												
5	Tyler Wahl	F 22:29	3-7	0-0	2-2	3 5	8 2	2	8	2	2	0 1	0	2	1st	FG%	13-27	48.1%	3PT%	6-13	46.2%					
22	Steven Crowl	F 30:35	6-12	4-4	2-2	1 5	6 4	1	18	5	1	0	0	3	2nd	FG%	10-24	41.7%	3PT%	4-10	40.0%					
2	AJ Storr	G 29:05	8-11	4-6	2-2	0 5	5 1	2	22	0	3	1	0	1	28	3rd	FG%	12-12	100%	3PT%	12-12	100%				
11	Max Klesmit	G 30:27	0-4	0-3	2-2	0 2	2 1	2	2	0	1	1	0	0	11	4th	FG%	12-12	100%	3PT%	12-12	100%				
23	Chucky Hepburn	G 34:00	2-7	1-4	0-0	2 3	5 0	2	5	8	1	0	1	1	15	GM	FG%	23-51	45.1%	3PT%	10-23	43.5%				
14	Carter Gilmore	13:36	0-1	0-1	0-0	0 0	0 0	1	0	1	0	0	0	0	9	FT%	14-14	100.0%								
31	Nolan Winter	08:27	1-3	0-2	0-0	0 0	3 3	2	2	0	0	1	0	0	-3	Dead										
25	John Blackwell	20:07	2-4	0-2	6-6	3 1	4 0	5	10	1	1	0	0	0	-6											
3	Connor Essegian	03:55	1-1	1-1	0-0	0 0	0 0	0	1	3	0	0	0	0	0											
35	Markus Iler	03:55	0-0	0-0	0-0	1 0	1 0	0	0	0	0	0	0	0	2											
4	Kamari McGee	03:24	0-1	0-0	0-0	1 0	1 0	0	0	0	1	1	0	0	-1											
Team						0	1	1	0	0	1															
Totals			23-51	10-23	14-14	11	25	36	12	14	70	17	11	5	2	5										

Technical Fouls: NONE

Michigan St. - 57										Record: 4-4 (0-1)									
NO.	Name	Min	FG M-A	3P M-A	FT M-A	Rebounds OR DR TOT	Fouls PF	TP	AS	TO	ST	Blocks BS BA	+/-	Shooting By Period					
15	Carson Cooper	C 29:26	1-1	0-0	1-2	4 3 7	0 6	3	1	0	1	1	0	-10	1 st FG	10-23	43.5%		
22	Mady Sissoko	C 13:01	1-1	0-0	0-0	1 0 1	3 1	2	0	2	0	1	0	-6	3PT%	1-7	14.3%		
2	Tyson Walker	G 32:01	9-20	3-7	1-2	0 4 4	2 1	22	1	0	2	0	2	-6	FT%	23-29	66.7%		
3	Jaden Atkins	G 21:17	1-4	0-2	0-0	0 0 0	2 0	2	1	1	1	0	0	-12	2 nd FG	13-28	46.4%		
11	A.J. Hoggard	G 31:12	5-10	2-5	2-2	0 4 4	1 2	14	7	2	1	0	0	-17	3PT%	5-12	41.7%		
25	Malik Hall	23:06	1-3	0-1	0-0	0 3 3	1 0	2	3	1	0	0	1	-8	FT%	3-4	75%		
1	Jeremy Fears Jr.	13:08	2-4	0-0	1-1	0 0 0	2 1	5	1	1	0	0	0	-9	GM FG	23-51	45.1%		
5	Tre Holloman	19:48	2-7	1-4	0-0	2 2 2	2 1	5	1	0	0	0	0	0	3PT%	6-10	60%		
55	Coen Carr	17:01	1-1	0-0	0-0	0 1 1	1 0	2	0	0	0	2	0	3	FT%	5-7	71.4%		
Team														Dead Ball Rebounds: 0					
Totals			23-51	6-19	5-7	5 17 22	14 12	57	15	8	5	5	2	-10	Technical Fouls: 2				

Technical Fouls: NONE

		WIS	MSU
Biggest lead	14 (2 nd 2:54)	0 (1 st 20:00)	
Best Scoring Run	9 (2 nd 4:21)	8 (2 nd 14:07)	
Lead Changes	0	0	
Times Tied	0	0	
Time with Lead	38:49	00:00	

NOTES: Wisconsin won its 3rd-straight game at Michigan State for the first time in the history of the Breslin Center and the first time in the overall series since winning 3 straight at MSU's Jenison Field House from 1961-63...UW won its sixth straight Big Ten opener (19 of last 21).

GAME 10: #1 ARIZONA 98, #23 WISCONSIN 73

Dec. 9, 2023 • Tucson, Ariz. • McKale Center



Official Basketball Box Score - Final
Wisconsin at Arizona
12/09/23 McKale Center, Tucson
2023-24 Men's Basketball

Game Time: 1:15 PM
Game Duration: 1:53
Attendance: 14,688

Officials: Kipp Kissinger, Brooks Wells, Eric Curry

Wisconsin - 73			Record: 7-3															
NO.	Name	Min	FG M-A	3P M-A	FT M-A	Rebounds OR DR	Fouls PF FF	TP	AS	TO	ST	Blocks BS BA	+/-	Shooting By Period				
5	Tyler Wahl	F 25:17	3-9	0-1	2-3	1 4	5	3	8	1	0	0	1	-16	1 st	FG%	12-31	38.7%
22	Steven Crowl	F 26:27	5-9	1-2	0-0	0 1	2	1	2	11	0	3	0	-18	2 nd	FG%	3-7	42.9%
2	AJ Storr	G 24:51	4-13	0-0	2-3	1 0	1	0	2	10	0	0	1	-14	3 rd	FG%	17-39	43.6%
11	Max Klesmit	G 26:39	2-6	1-3	0-0	0 0	0	2	1	5	2	2	0	-21	4 th	FG%	7-14	50.0%
23	Chucky Hepburn	G 29:34	3-9	1-2	0-0	0 6	6	2	2	7	6	1	1	-18	FT%	1-2		50%
31	Nolan Winter	13:33	1-2	1-2	0-0	0 1	1	2	2	3	2	0	0	-7	GM FG%	29-70		41.4%
14	Carter Gilmore	10:29	3-4	1-2	0-0	1 0	1	2	1	7	0	0	1	-9	3PT%	10-21		47.6%
25	John Blackwell	25:56	6-12	4-5	1-2	7 6	7	2	2	17	2	0	0	-14	FT%	5-8		62.5%
3	Connor Essegian	08:06	0-2	0-1	0-0	0 0	0	0	0	1	1	0	0	-11	Dead Ball Rebounds: 2.0			
4	Kamari McGee	04:08	0-0	0-0	0-0	0 0	0	0	0	0	0	0	0	0				
35	Markus Iler	04:14	2-4	1-3	0-0	1 0	1	1	0	5	0	1	0	0				
10	Isaac Lindsey	00:46	0-0	0-0	0-0	0 0	0	0	0	0	0	0	0	2				
Team						0 6 6				0	0							

Technical Fouls: NONE

Arizona - 98													Record: 8-0													Technical Fouls: NONE												
NO.	Name	Min	FG	3P	FT	Rebounds	Fouls	TP	AS	TO	ST	Blocks	+/-	Shooting By Period																								
			M-A	M-A	M-A	OR	DR	PF						1 st	2 nd	3 rd	4 th	FT%	Reb	PF	TP	AS	TO	ST														
16	Keshad Johnson	F 23:08	5-10	1-4	0-0	2	7	9	2	0	11	4	1	1	0	22	1 st	FG%	18-32	56.3%	3PT%	6-17	47.1%	FT%	4-6													
11	Quinn Ballo	C 27:56	7-8	0-0	1-2	1	8	8	2	2	15	2	1	2	3	0	23	2 nd	FG%	17-39	43.6%	3PT%	7-14	50.0%	FT%	12-12												
2	Caleb Love	G 28:10	7-13	3-8	3-4	0	7	7	2	3	20	5	1	2	0	27	3 rd	FG%	12-12	100%	3PT%	12-12	100%	FT%	12-12													
3	Pelle Larsson	G 29:47	6-6	4-4	5-9	0	4	4	2	6	21	4	0	0	0	28	4 th	FG%	12-12	100%	3PT%	12-12	100%	FT%	12-12													
4	Kylan Boswell	G 33:18	4-10	2-5	0-0	0	1	1	2	0	9	2	0	0	0	28	GM	FG%	29-70	41.4%	3PT%	10-21	47.6%	FT%	5-8													
5	KJ Lewis	17:19	2-4	0-2	3-4	0	1	1	2	2	7	2	0	0	1	0	1	FT%	5-8	62.5%																		
14	Motiejus Krivas	11:45	1-1	0-0	0-1	0	3	3	2	2	2	0	1	0	2	0	4	Dead																				
0	Jaden Bradley	13:58	1-3	1-1	0-0	0	1	1	1	0	3	0	1	0	0	2																						
23	Paulius Murauskas	07:17	1-3	1-2	0-0	0	0	0	0	0	0	0	0	0	0	-1																						
1	Filip Borovicin	03:13	0-1	0-0	4-6	1	1	2	0	3	4	0	0	0	0	1																						
55	Conrad Martinez	03:12	1-1	0-0	0-0	0	0	0	0	0	2	0	0	0	0	-3																						
15	Grant Weltman	00:19	0-0	0-0	0-0	0	0	0	0	0	0	0	0	0	0	-2																						
24	Luke Champion	00:19	0-0	0-0	0-0	0	0	0	0	0	0	0	0	0	0	-3																						
33	Will Menaugh	00:19	0-0	0-0	0-0	0	0	0	0	0	0	0	0	0	0	-2																						
Team														0											0													
Totals			35-60 12-26 16-26											4 35 39 16 18											98 26 7 5 6 0 25													

GAME 13: #21 WISCONSIN 83, IOWA 72

Jan. 2, 2024 • Madison, Wis. • Kohl Center



Official Basketball Box Score - Final
Iowa at Wisconsin
01/02/24 Kohl Center, Madison
2023-24 Men's Basketball

Game Time: 6:00 PM
Game Duration: 1:57
Attendance: 15,725

Officials: Jeffrey Anderson, Don Daly, Owen Shortt

Iowa - 72

Record: 8-6 (3-3)

NO. Name	Min	FG M-A	3P M-A	FT M-A	Rebounds OR DR TOT	Fouls PF FO	TP	AS	TO	ST	Blocks BS BA	±
22 Patrick McCaffery	F 26:25	2-9	0-4	1-1	0 3 3	2 1	5	4	3	1	0 0	-1
23 Ben Krikke	F 20:26	3-4	1-1	3-5	0 1 1	4 3	10	2	2	0	0 0	4
32 Owen Freeman	F 36:20	7-9	0-0	0-0	2 11 13	2 0	14	1	2	1	3 0	-11
11 Tony Perkins	G 31:33	8-14	2-2	7-9	1 3 4	3 9	25	2	2	3	0 0	-12
20 Payton Sandfort	G 34:09	3-11	3-7	0-0	2 3 5	2 0	9	0	2	0	0 0	-11
4 Josh Dix	10:27	0-1	0-0	0-0	0 0 0	0 0	0	0	0	0	0 0	-3
5 Dasonte Bowen	13:28	3-8	0-0	0-1	1 1 2	2 2	6	1	1	0	3 -5	
2 Brock Harding	11:22	1-3	1-1	0-0	0 0 0	3 0	3	3	2	0	0 0	-12
13 Ladi Dembele	07:44	0-1	0-1	0-0	0 1 1	2 0	0	0	0	0	0 0	-8
24 Pryce Sandfort	06:26	0-2	0-1	0-0	0 0 0	1 0	0	0	0	0	0 0	2
0 Even Brauns	01:40	0-0	0-0	0-0	0 0 0	1 0	0	0	0	0	0 0	2
Team					2 1 3		0	0				
Totals		27-62	7-17	11-16	8 24 32	22 15	72	13	14	5	3 3	-11

Technical Fouls: NONE

Wisconsin - 83

Record: 10-3 (2-0)

NO. Name	Min	FG M-A	3P M-A	FT M-A	Rebounds OR DR TOT	Fouls PF FO	TP	AS	TO	ST	Blocks BS BA	±
5 Tyler Wahl	F 28:37	4-6	0-0	11-13	3 5 8	1 9	19	2	1	2	1 0	4
22 Steven Crowl	F 32:37	6-10	2-2	0-0	2 11 13	3 0	14	2	4	0	1 1	18
2 AJ Storr	G 30:35	7-13	1-6	1-2	0 2 2	1 1	16	1	2	0	1 1	12
11 Max Klesmit	G 29:59	4-8	1-5	6-8	0 1 1	1 4	15	4	0	1	0 0	7
23 Chucky Hepburn	G 25:02	2-5	0-1	0-1	0 2 2	4 1	4	3	2	2	0 0	11
4 Kamari McGee	10:09	1-1	0-0	0-0	0 2 2	1 0	2	2	1	3	0 0	5
25 John Blackwell	23:54	1-5	0-1	3-6	1 3 4	2 4	5	1	3	1	0 1	-2
14 Carter Gilmore	11:28	0-1	0-0	3-4	2 1 3	1 2	3	0	0	0	0 0	5
31 Nolan Winter	07:18	2-3	0-1	1-1	0 1 1	1 1	5	0	0	0	0 0	-5
3 Connor Essegian	00:21	0-0	0-0	0-0	0 1 1	0 0	0	0	0	0	0 0	0
Team					0 1 1		0	0				
Totals		27-52	4-16	25-35	8 30 38	15 22	83	15	13	9	3 3	11

Technical Fouls: NONE

	IOWA	WIS
Biggest lead	7 (1 st 16:19)	13 (2 nd 2:28)
Best Scoring Run	7 (1 st 2:07)	8 (2 nd 10:25)
Lead Changes	5	
Times Tied	7	
Time with Lead	15:48	19:04

Points from	IOWA	WIS
Turnovers	14	24
Paint	36	42
Second Chance	10	15
Fast Breaks	13	15
Bench	9	15

Period by Period Scoring	1st	2nd	TOT
IOWA	32	40	72
WIS	32	51	83

GAME 14: #21 WISCONSIN 88, NEBRASKA 72

Jan. 6, 2024 • Madison, Wis. • Kohl Center



Official Basketball Box Score - Final
Nebraska at Wisconsin
01/06/24 Kohl Center, Madison
2023-24 Men's Basketball

Game Time: 1:15 PM
Game Duration: 1:52
Attendance: 15,055

Officials: D.J. Carstensen, Earl Watson, Courtney Green

Nebraska - 72

Record: 12-3 (2-2)

NO. Name	Min	FG M-A	3P M-A	FT M-A	Rebounds OR DR TOT	Fouls PF FO	TP	AS	TO	ST	Blocks BS BA	±
4 Juwan Gary	F 17:50	4-5	0-1	0-0	0 0 0	0 4	0	8	0	0	1 0	-11
51 Rlenk Mast	F 32:06	6-14	2-7	2-4	1 5 6	1 5	16	2	0	1	0 0	-17
3 Brice Williams	G 31:48	3-9	1-3	3-3	0 4 4	1 3	10	6	1	0	0 0	-10
10 Jamarques Lawrence	G 18:35	1-3	1-2	0-0	0 2 2	3 0	3	0	3	1	0 0	-15
30 Keesha Tominaga	G 31:51	7-10	3-6	0-0	0 0 0	1 1	17	2	2	0	0 0	-8
1 Sam Hoberg	19:52	1-4	1-2	2-2	0 6 6	2 2	5	2	1	0	1 0	-4
53 Josiah Alick	22:30	1-3	1-1	1-2	3 5 5	1 2	4	2	2	0	0 0	-14
0 C.J. Wilcher	16:33	2-4	2-3	0-0	0 1 1	1 2	0	6	0	3	1 0	-11
11 Eli Rice	08:25	1-1	1-1	0-0	0 1 1	1 0	3	1	0	1	0 0	0
21 Matar Diop	01:15	0-0	0-0	0-0	0 0 0	0 0	0	0	0	0	0 0	5
31 Cale Jacobsen	01:15	0-0	0-0	0-0	0 0 0	0 0	0	0	1	0	0 0	5
Team					0 1 1		0	0				
Totals		26-53	12-26	8-11	3 23 26	16 13	72	16	12	4	4 0	-16

Technical Fouls: NONE

Wisconsin - 88

Record: 11-3 (3-0)

NO. Name	Min	FG M-A	3P M-A	FT M-A	Rebounds OR DR TOT	Fouls PF FO	TP	AS	TO	ST	Blocks BS BA	±
5 Tyler Wahl	F 31:02	6-10	1-1	4-6	4 4 8	2 5	17	4	1	1	0 2	23
22 Steven Crowl	F 30:08	4-5	1-2	0-0	1 6 7	1 1	9	4	1	0	0 0	10
2 AJ Storr	G 19:59	3-8	1-3	3-5	1 3 4	1 3	10	3	2	1	0 0	7
11 Max Klesmit	G 25:27	1-2	1-2	0-0	0 3 3	2 3	8	0	1	0	0 0	5
23 Chucky Hepburn	G 32:51	5-8	3-5	0-0	0 2 2	1 0	13	6	1	3	0 1	10
14 Carter Gilmore	06:52	1-1	0-0	0-0	0 0 0	1 0	2	1	0	0	0 0	-4
25 John Blackwell	18:46	5-8	1-2	1-1	0 3 3	0 1	12	0	2	0	0 0	0
3 Connor Essegian	12:27	4-9	4-7	0-0	0 1 1	0 2	12	0	0	0	0 0	14
4 Kamari McGee	05:54	2-2	1-1	0-0	0 1 1	2 0	5	0	0	1	0 0	11
31 Nolan Winter	08:37	2-5	0-2	1-1	0 1 1	2 2	5	0	0	0	0 0	11
10 Isaac Lindsey	02:06	0-1	0-1	0-0	0 0 0	0 0	0	0	0	0	0 0	-3
35 Markus Iiver	02:06	0-0	0-0	0-0	0 0 0	0 0	0	0	0	0	0 0	-3
12 Luke Haertle	01:15	0-1	0-0	0-0	0 0 0	0 0	0	0	0	0	0 0	-5
15 Isaac Gard	01:15	0-0	0-0	0-0	0 0 0	1 0	0	0	0	0	0 0	-5
21 Chris Hodges	01:15	0-0	0-0	0-0	0 0 0	0 0	0	0	0	0	0 0	-5
Team					0 1 1		0	0				
Totals		33-60	13-26	9-13	7 25 32	13 16	88	18	8	6	0 4	16

Technical Fouls: NONE

	NEB	WIS
Biggest lead	0 (1 st 20:00)	21 (2 nd 1:40)
Best Scoring Run	0 (1 st 11:00)	8 (1 st 11:00)
Lead Changes	2	
Times Tied	0	
Time with Lead	00:00	38:26

Points from	NEB	WIS
Turnovers	12	17
Paint	18	36
Second Chance	6	7
Fast Breaks	11	4
Bench	18	36

GAME 16: #15 WISCONSIN 71, NORTHWESTERN 63

Jan. 13, 2024 • Madison, Wis. • Kohl Center



Official Basketball Box Score - Final
Northwestern at Wisconsin
01/13/24 Kohl Center, Madison
2023-24 Men's Basketball

Game Time: 6:30 PM
Game Duration: 1:50
Attendance: 11,276

Officials: Doug Simons, Kipp Kissinger, Earl Watson

Wisconsin - 71

Record: 12-3 (4-0)

NO. Name	Min	FG M-A	3P M-A	FT M-A	Rebounds OR DR TOT	Fouls PF FO	TP	AS	TO	ST	Blocks BS BA	±
5 Tyler Wahl	F 30:13	4-6	0-0	3-4	1 4 5	3 4	11	2	1	1	1 0	10
22 Steven Crowl	F 28:17	2-8	0-2	1-1	3 3 6	2 1	5	3	2	0	2 2	6
2 AJ Storr	G 29:15	8-15	1-3	0-0	0 3 3	2 1	17	1	1	0	0 1	7
11 Max Klesmit	G 32:22	5-9	2-4	6-6	0 3 3	0 4	18	2	0	0	0 0	9
23 Chucky Hepburn	G 36:49	3-8	1-6	0-0	1 3 4	3 2	7	4	1	4	0 0	9
3 Connor Essegian	07:27	1-3	1-3	0-0	0 2 2	0 0	3	0	0	0	0 0	2
14 Carter Gilmore	10:11	0-0	0-0	0-0	0 1 1	2 0	0	1	0	0	0 0	4
25 John Blackwell	10:57	1-3	1-1	0-0	0 1 1	0 0	3	1	0	0	0 2	4
31 Nolan Winter	11:19	3-5	1-3	0-0	0 2 2	1 0	7	0	0	0	0 0	2
4 Kamari McGee	03:11	0-0	0-0	0-0	0 1 1	0 0	0	0	0	0	0 0	4
Team					2 2 4		0	0				
Totals		27-57	7-22	10-11	7 25 32	13 12	71	14	5	5	3 7	11

Technical Fouls: NONE

Ohio State - 60

Record: 12-4 (2-3)

NO. Name	Min	FG M-A	3P M-A	FT M-A	Rebounds OR DR TOT	Fouls PF FO	TP	AS	TO	ST	Blocks BS BA	±
10 Jamison Battle	F 37:44	7-11	4-5	0-0	1 7 8	2 0	18	0	1	0	1 0	-12
34 Felix Okpara	G 30:07	3-3	0-0	1-1	2 5 7	2 2	7	0	1	0	3 0	-8
1 Roddy Gayle Jr.	G 35:07	4-13	0-4	1-2	0 3 3	2 4	9	2	3	0	0 2	-12
2 Bruce Thornton	G 36:59	6-16	1-5	0-2	0 2 2	1 3	13	6	1	0	0 0	-9
12 Evan Mahaffey	G 22:24	2-3	0-0	0-1	0 2 2	2 2	4	1	1	2	1 1	-3
0 Scotty Middleton	19:28	2-5	1-3	0-2	0 1 1	2 1	5	1	0	0	2 0	-4
23 Zed Key	09:53	1-3	0-1	2-2	1 0 1	1 1	4	0	0	0	0 0	-3
4 Dale Bonner	08:18	0-1	0-0	0-0	0 1 1	0 0	0	0	0	0	0 0	-4
Team					5 3 8		0	1				
Totals		25-55	6-18	4-10	9 24 33	12 13	60	10	8	2	7 3	-11

Technical Fouls: NONE

	WIS	OSU
Biggest lead	11 (2 nd 0:11)	8 (1 st 7:51)
Best Scoring Run	10 (2 nd 3:12)	8 (2 nd 9:55)
Lead Changes	4	
Times Tied	4	
Time with Lead	17:25	19:53

Points from	WIS	OSU
Turnovers	7	4
Paint	32	28
Second Chance	6	10
Fast Breaks	2	3
Bench	13	9

Period by Period Scoring	1st	2nd	TOT
WIS	35	36	71
OSU	33	27	60



Official Basketball Box Score - Final
Northwestern at Wisconsin

GAME 17: PENN STATE 87, #11 WISCONSIN 83
Jan. 16, 2024 • State College, Pa. • Bryce Jordan CenterOfficial Basketball Box Score - Final
Wisconsin at Penn St.
01/16/24 Bryce Jordan Center, State College
2023-24 Men's BasketballGame Time: 9:00 PM
Game Duration: 2:14
Attendance: 8,462

Officials: Eric Curry, Owen Shortt, Brooks Wells

Wisconsin - 83

Record: 13-4 (5-1)

NO.	Name	Min	FG M-A	3P M-A	FT M-A	Rebounds OR DR TOT	Fouls PF FO	TP	AS	TO	ST	Blocks BS BA	+/-
5	Tyler Wahl	F 33:47	3-7	0-0	5-6	2 5 7	3 5	11	2	5	1	2	2
22	Steven Crowl	F 30:50	8-11	0-0	1-1	5 6 11	2 2	17	3	2	0	2	-5
2	AJ Storr	G 34:45	7-17	3-7	6-6	1 4 5	0 4	23	2	2	0	1	-5
11	Max Klesmit	G 14:49	4-5	2-2	0-0	0 0 0	5 0	10	1	2	0	0	-9
23	Chucky Hepburn	G 36:48	0-4	0-0	1 1 2	1 1 0	5 2	1	0	0	0	0	-3
14	Carter Gilmore	05:51	0-0	0-0	0 0 0	1 2 0	0 0	0	0	0	0	0	-6
25	John Blackwell	23:16	3-8	1-2	7-8	1 1 2	3 6	14	0	0	0	0	2
3	Connor Essegian	06:32	1-3	0-2	1-2	0 1 1	0 1	3	1	0	0	0	0
4	Kamari McGee	03:50	0-0	0-0	0 0 0	0 0 0	1 0	0	0	0	0	0	0
31	Nolan Winter	04:28	1-2	0-0	0 0 0	1 2 3	0 0	2	0	0	0	0	-4
35	Markus Iwer	04:57	1-1	1-1	0-0	1 4 5	0 0	3	1	0	0	1	0
10	Isaac Lindsey	00:07	0-0	0-0	0 0 0	0 0 0	0 0	0	0	0	0	0	1
Team			0 1 1										
Totals			28-58	7-16	20-23	11 25 36	16 22	83	15	13	2	4	6

Technical Fouls: NONE

Penn St. - 87

Record: 9-9 (3-4)

NO.	Name	Min	FG M-A	3P M-A	FT M-A	Rebounds OR DR TOT	Fouls PF FO	TP	AS	TO	ST	Blocks BS BA	+/-
22	Qudus Wahab	F 12:15	2-3	0-0	0-0	0 2 2	4 0	4	0	1	0	4	0
24	Zach Hicks	F 31:30	3-7	3-6	0-0	0 2 2	1 0	9	1	1	0	0	1
0	Kanye Clay	G 38:25	11-20	0-3	5-7	0 4 4	3 6	27	3	2	1	0	0
1	Acce Baldwin Jr.	G 35:06	7-11	4-5	2-2	0 3 3	4 2	20	5	0	2	0	2
3	Nick Kern	G 25:05	4-7	0-0	7-9	0 1 1	5 5	15	0	0	2	0	-7
14	Demetrius Lilley	18:34	2-2	0-0	0 0 0	2 4 6	0 1	4	0	0	2	1	7
2	D'Marco Dunn	12:11	2-3	0-0	1-2	0 0 0	3 1	5	1	0	0	0	2
4	Puffi Johnson	08:02	0-1	0-0	0 0 0	0 1 1	1 0	0	0	1	0	0	0
5	Jameel Brown	05:30	0-2	0-2	0 0 0	1 1 2	0 0	1	0	0	0	0	1
11	Leo O'Boyle	13:22	1-4	1-4	0-0	0 1 1	1 0	3	0	0	1	1	-9
Team			1 2 3										
Totals			32-60	8-20	15-20	4 21 25	22 16	87	11	6	8	6	4

Technical Fouls: NONE

	WISC	PSU
Biggest lead	2 (2 nd 5:01)	12 (1 st 6:56)
Best Scoring Run	8 (2 nd 5:01)	7 (1 st 15:52)
Lead Changes	2	
Times Tied		
Time with Lead	00:17	36:36

Points from	WISC	PSU
Turnovers	8	16
Paint	40	36
Second Chance	19	7
Fast Breaks	7	11
Bench	22	12

Period by Period Scoring	WISC	PSU
1st	35	48
2nd	48	83
TOT	39	48

Shooting By Period
1 st FG% 15-32 46.9%
3PT% 5-12 41.7%
FT% 4-7 57.1%
2 nd FG% 17-28 60.7%
3PT% 3-8 37.5%
FT% 11-13 84.6%
GM FG% 32-60 53.3%
3PT% 8-20 40.0%
FT% 15-20 75.0%
Dead Ball Rebounds: 3-0

GAME 18: #11 WISCONSIN 91, INDIANA 79
Jan. 19, 2024 • Madison, Wis. • Kohl CenterOfficial Basketball Box Score - Final
Indiana at Wisconsin
01/19/24 Kohl Center, Madison
2023-24 Men's BasketballGame Time: 7:30 PM
Game Duration: 2:07
Attendance: 15,271

Officials: Jeffrey Anderson, Brian Dorsey, Keith Kintle

Indiana - 79

Record: 12-7 (4-4)

NO.	Name	Min	FG M-A	3P M-A	FT M-A	Rebounds OR DR TOT	Fouls PF FO	TP	AS	TO	ST	Blocks BS BA	+/-
5	Malik Reneau	F 39:30	12-21	1-2	3-4	3 5 8	2 4	28	1	3	0	0	-9
21	Meckenzie Mgbako	F 32:17	4-10	2-5	7-7	2 2 4	4 6	17	0	1	0	0	-8
24	Payton Sparks	G 29:07	2-3	0-0	3-4	0 2 2	5 2	7	1	2	1	0	-9
2	Gabe Cupps	G 21:47	3-3	1-1	0-0	0 1 1	1 0	7	1	2	0	0	-10
32	Trey Galloway	G 36:36	4-8	2-5	0-0	1 2 3	4 0	10	2	2	1	1	0
0	Xavier Johnson	23:56	2-4	0-1	4-6	1 2 3	4 7	8	2	0	0	0	-6
4	Anthony Walker	06:37	1-2	0-0	0 0 0	0 0 0	1 0	2	0	1	0	0	-8
11	CJ Gunn	05:24	0-1	0-0	0 0 0	0 0 0	2 0	0	0	0	0	0	0
10	Kaleb Banks	04:46	0-0	0-0	0 0 0	0 0 0	0 0	0	0	0	0	0	2
Team			0 2 2										
Totals			28-52	6-14	17-21	7 16 23	23 19	79	7	10	3	2	0

Technical Fouls: Gunn 2nd 12:50

Wisconsin - 91

Record: 14-4 (6-1)

NO.	Name	Min	FG M-A	3P M-A	FT M-A	Rebounds OR DR TOT	Fouls PF FO	TP	AS	TO	ST	Blocks BS BA	+/-
5	Tyler Wahl	F 21:20	3-4	0-0	2-2	1 1 2	4 1	8	0	1	0	0	5
22	Steven Crowl	F 32:46	4-6	0-1	4-4	1 7 8	2 3	12	8	2	0	0	-1
2	AJ Storr	G 23:33	3-8	1-4	8-10	0 2 2	2 6	15	1	2	0	0	-7
11	Max Klesmit	G 30:13	8-11	5-7	5-6	0 0 0	0 2	26	1	0	2	0	1
23	Chucky Hepburn	G 29:04	2-6	2-5	0-0	0 1 1	3 0	6	2	2	0	0	1
25	John Blackwell	19:54	4-6	2-2	2-2	0 4 4	3 1	12	0	2	0	0	20
4	Kamari McGee	10:22	1-2	0-1	2-3	0 2 2	1 3	4	1	0	2	0	17
14	Carter Gilmore	12:41	2-2	0-0	0 0 0	1 1 2	1 4	1	0	0	0	0	14
31	Nolan Winter	07:14	0-0	0-0	0 0 0	0 1 1	0 0	0	0	0	0	0	13
3	Connor Essegian	06:13	1-2	0-1	2-2	0 0 0	1 1	4	0	0	0	0	0
35	Markus Iwer	02:59	0-0	0-0	0 0 0	0 0 0	0 0	0	0	0	0	0	-7
10	Isaac Lindsey	00:41	0-0	0-0	0 0 0	0 0 0	0 0	0	0	0	0	0	-6
Team			2 1 3										
Totals			28-47	10-21	25-29	5 20 25	19 22	91	14	9	8	0	2

Technical Fouls: NONE

	IU	UW
Biggest lead	5 (1 st 15:54)	23 (2 nd 12:07)
Best Scoring Run	9 (2 nd 14:58)	11 (2 nd 12:07)
Lead Changes	3	
Times Tied	0	
Time with Lead	06:45	32:51

Points from	IU	UW
Turnovers	15	13
Paint	40	30
Second Chance	13	12
Fast Breaks	5	4
Bench	10	24

Period by Period Scoring	IU	UW
1st	26	53
2nd	53	79
TOT	39	91

Shooting By Period
1 st FG% 12-23 52.2%
3PT% 4-11 36.4%
FT% 11-12 91.7%
2 nd FG% 16-24 66.7%
3PT% 6-10 60.0%
FT% 14-17 82.4%
GM FG% 28-47 59.6%
3PT% 10-21 47.6%
FT% 25-29 86.2%
Dead Ball Rebounds: 1-0

GAME 19: #13 WISCONSIN 61, MINNESOTA 59
Jan. 23, 2024 • Minneapolis, Minn. • Williams ArenaOfficial Basketball Box Score - Final
Wisconsin at Minnesota
01/23/24 Williams Arena, Minneapolis
2023-24 Men's BasketballGame Time: 6:00 PM
Game Duration: 1:55
Attendance: 10,013

Officials: Earl Walton, Deldre Carr, John Floyd

Wisconsin - 61

Record: 15-4 (7-1)

NO.	Name	Min	FG M-A	3P M-A	FT M-A	Rebounds OR DR TOT	Fouls PF FO	TP	AS	TO	ST	Blocks BS BA	+/-
5	Tyler Wahl	F 33:28	6-7	1-1	3-4	1 2 3	3 3	16	4	1	0	3	0
22	Steven Crowl	F 26:18	3-8	1-2	0-0	0 3 3	2 2	7	1	2	1	1	-8
2	AJ Storr	G 32:18	5-14	0-2	5-6	2 10 12	1 5	15	2	1	0	1	6
11	Max Klesmit	G 31:55	4-10	3-5	0-0	1 1 2	1 0	11	1	2	2	1	-1
23	Chucky Hepburn	G 34:16	1-6	1-3	0-0	1 2 3	3 2	3	4	2	2	0	0
10	Isaac Lindsey	04:14	0-0	0-0	0 0 0	0 1 1	0 0	0	0	0	0	0	-7
14	Carter Gilmore	08:46	1-1	0-0	0 0 0	0 1 1	0 1	2	1	0	0	0	6
3	Connor Essegian	06:22	1-2	0-1	0 0 0	0 1 1	1 1	2	0	1	0	0	1
25	John Blackwell	10:55	1-4	0-1	0 0 0	0 1 1	1 0	2	0	0	0	0	2
31	Nolan Winter	11:28	1-2	1-2	0-0	0 2 2	1 0	3	1	1	0	0	5
Team			4 3 7										
Totals			23-54	7-17	8-10	9 27 36	13 14	61	14	11	5	5	2

Technical Fouls: Storr 2nd 4:04

Minnesota - 59

Record: 12-7 (3-5)

NO.	Name	Min	FG M-A	3P M-A	FT M-A	Rebounds OR DR TOT	Fouls PF FO	TP	AS	TO	ST	Blocks BS BA	+/-
3	Dawson Garcia	F 34:33	4-10	2-3	0-1	0 3 3	1 1	10	1	0	3	2	0
21	Pharrell Payne	F 29:11	3-10	0-0	3-6	2 5 7	3 4	9	0	1	0	0	-4
0	Elijah Hawkins	G 36:52	6-12	4-8	0-0	0 5 5	3 2	16	9	4	2	0	1
2	Mike Mitchell Jr.	G 33:26	6-10	2-6	1-2	2 1 3	1 1	7	3	1	0	0	-3
24	Cam Christie	G 21:20	2-6	2-3	0-0	0 2 2	2 2	6	1	1	0	1	0
23	Parker Fox	11:34	2-2	0-0	0-2	0 3 3	2 1	4	0	0	0	3	0
4	Braeden Carrington	16:48	1-5	0-3	1-2	2 2 4	2 1	3	1	0	0	0	1
1	Joshua Oia-Joseph	04:37	1-2	0-1	0-0	0 0 0	0 0	2	0	1	0	0	-4
5	Isaiah Ihnen	11:39	1-1	0-0	0 0 0	1 0 1	0 1	2	0	1	0	1	-5
Team			6 1 7										
Totals			22-58	10-24	5-13	13 22 35	14 13	59	15	10	5	7	-2

GAME 21: NEBRASKA 80, #6 WISCONSIN 72

Feb. 1, 2024 • Lincoln, Neb. • Pinnacle Bank Arena



Official Basketball Box Score - Final
Wisconsin at Nebraska
 02/01/24 Pinnacle Bank Arena, Lincoln
 Nebraska vs. Wisconsin

Game Time: 7:31 PM
 Game Duration: 2:07
 Attendance: 15,318

Officials: Jeffrey Anderson, Doug Simons, Courtney Green

Wisconsin - 72

Record: 16-5 (8-2)

NO.	Name	Min	FG	3P	FT	Rebounds	Fouls	TP	AS	TO	ST	Blocks	BS	BA	+/
5	Tyler Wahl	F 32:40	2-5	0-0	3-5	1	7	8	4	3	7	3	1	0	2
22	Steven Crowl	F 36:31	0-2	0-2	1-2	3	10	13	4	2	1	0	2	1	-3
2	AJ Storr	G 34:33	11-22	5-11	1-2	1	2	3	3	2	28	0	5	0	2
11	Max Klesmit	G 37:23	5-11	3-7	0-0	0	4	4	2	1	13	1	4	0	-7
23	Chuckey Hepburn	G 40:44	6-12	0-5	1-1	1	2	3	2	4	13	3	2	4	0
14	Carter Gilmore	11:31	0-3	0-1	2-2	2	1	3	0	1	2	0	0	0	-9
25	John Blackwell	18:20	1-2	1-1	0-0	0	3	3	1	0	3	1	2	0	-4
31	Nolan Winter	09:18	1-6	0-3	0-0	1	1	2	2	0	2	0	0	0	-6
3	Connor Essegian	04:00	1-1	1-1	0-0	0	0	0	0	0	0	0	0	0	-6
Team						2	1	3			0				
Totals			27-64	10-31	8-11	32	11	31	42	18	13	72	8	16	8

Technical Fouls: NONE

Shooting By Period	
1 st FG%	10-29 34.5%
3PT%	5-14 35.7%
FT%	6-7 85.7%
2 nd FG%	10-28 35.7%
3PT%	4-14 28.6%
FT%	0-1 0%
OT FG%	1-7 14.3%
3PT%	1-3 33.3%
FT%	2-4 50%
GM FG%	27-64 42.2%
3PT%	10-31 32.3%
FT%	8-12 66.7%

Dead Ball Rebounds: 2, 0

Nebraska - 80

Record: 16-6 (8-3)

NO.	Name	Min	FG	3P	FT	Rebounds	Fouls	TP	AS	TO	ST	Blocks	BS	BA	+/
51	Rienk Mast	F 38:32	8-18	2-8	2-2	1	7	8	2	2	20	3	1	0	0
53	Josiah Alick	F 27:47	0-1	0-0	3-4	2	2	4	1	2	3	0	2	1	0
3	Brice Williams	G 38:39	4-9	2-3	7-8	2	2	9	4	4	17	2	5	2	1
10	Jamarques Lawrence	G 18:23	2-5	0-2	0-1	0	1	1	0	2	4	1	2	0	-17
30	Kaisel Tomingna	G 19:01	1-7	0-4	0-0	0	3	3	0	0	2	4	1	0	-16
0	C.J. Wilcher	27:29	7-10	5-7	3-3	0	1	1	2	1	22	3	0	1	0
1	Sam Hoborg	22:04	1-2	0-0	1-2	1	3	4	1	1	3	2	0	3	1
4	Jwan Gary	33:05	3-6	0-3	3-6	1	3	4	1	6	8	1	2	0	1
Team						0	1	1			0				
Totals			26-58	9-27	19-26	7	28	35	13	18	80	15	12	9	2

Technical Fouls: NONE

Shooting By Period	
1 st FG%	10-26 38.5%
3PT%	3-11 27.3%
FT%	4-8 50%
2 nd FG%	12-27 44.4%
3PT%	6-15 40.0%
FT%	10-13 76.9%
OT FG%	4-5 80.0%
3PT%	0-1 0.0%
FT%	5-5 100%
GM FG%	26-58 44.8%
3PT%	9-27 33.3%
FT%	19-26 73.1%

Dead Ball Rebounds: 1, 0

	WIS	NEB
Biggest lead	19 (1 st 9:51)	8 (1 st 07:04)
Best Scoring Run	9 (1 st 9:51)	12 (2 nd 10:48)
Lead Changes	3	
Times Tied	3	
Time with Lead	35:26	04:29

Points from Turnovers		WIS	NEB
Paint		18	24
Second Chance		7	6
Fast Breaks		5	5
Bench		10	34

Period by Period Scoring		WIS	NEB
1st	2nd	OT1	TOT
43	24	5	72
27	40	13	80

GAME 22: #2 PURDUE 75, #6 WISCONSIN 69

Feb. 4, 2024 • Madison, Wis. • Kohl Center



Official Basketball Box Score - Final
Purdue at Wisconsin
 02/04/24 Kohl Center, Madison
 2023-24 Men's Basketball

Game Time: 12:00 PM
 Game Duration: 2:23
 Attendance: 17,071

Officials: Brian Dorsey, Doug Simons, Kelly Pfeiffer

Purdue - 75

Record: 21-2 (10-2)

NO.	Name	Min	FG	3P	FT	Rebounds	Fouls	TP	AS	TO	ST	Blocks	BS	BA	+/
4	Trey Kaufman-Renn	F 16:29	2-4	0-0	0-0	1	3	4	1	0	4	0	0	0	5
15	Zach Edey	C 36:07	7-13	0-0	4-8	6	7	13	3	7	18	2	4	0	3
2	Fletcher Loyer	G 29:23	3-7	0-0	6-7	0	2	2	1	5	12	1	1	1	0
3	Braden Smith	G 36:39	7-15	0-1	5-5	1	5	6	4	5	19	3	5	2	0
55	Lance Jones	G 34:33	8-14	3-7	1-1	0	6	6	3	2	20	3	0	1	0
0	Mason Gillis	22:39	0-3	0-3	2-2	3	3	6	2	1	2	2	1	0	0
25	Ethan Morton	09:32	0-1	0-0	0-0	0	0	0	1	0	0	0	0	0	-3
1	Caleb Furst	04:45	0-0	0-0	0-0	0	1	1	0	0	0	1	0	0	0
23	Camden Heide	09:53	0-0	0-0	0-0	0	0	0	1	1	0	0	0	0	-1
Team						3	1	4			0				
Totals			27-57	3-11	18-23	14	28	42	16	21	75	12	11	4	6

Technical Fouls: NONE

Shooting By Period	
1 st FG%	12-28 42.9%
3PT%	1-5 20.0%
FT%	9-10 90%
2 nd FG%	15-29 51.7%
3PT%	2-6 33.3%
FT%	9-13 69.2%
GM FG%	27-57 47.4%
3PT%	3-11 27.3%
FT%	18-23 78.3%

Dead Ball Rebounds: 1, 1

Wisconsin - 69

Record: 16-6 (8-3)

NO.	Name	Min	FG	3P	FT	Rebounds	Fouls	TP	AS	TO	ST	Blocks	BS	BA	+/
5	Tyler Wahl	F 35:31	10-16	0-1	0-0	6	1	7	3	1	20	5	1	3	2
22	Steven Crowl	F 28:06	3-6	0-0	2-2	2	3	5	4	3	8	1	1	0	-2
2	AJ Storr	G 28:31	4-15	0-4	6-7	0	2	2	2	4	14	1	1	0	0
11	Max Klesmit	G 29:38	4-7	2-4	0-1	0	2	2	2	3	10	1	1	0	-12
23	Chuckey Hepburn	G 35:40	1-6	0-1	4-4	1	3	4	3	3	6	5	0	2	1
3	Connor Essegian	11:50	3-7	0-4	0-0	0	1	1	2	0	6	1	0	0	-4
14	Carter Gilmore	04:29	0-1	0-0	0-0	0	0	0	1	0	0	0	0	0	-4
25	John Blackwell	14:21	2-4	1-2	0-0	0	3	3	1	1	5	1	1	0	0
31	Nolan Winter	11:54	0-3	0-2	0-0	0	3	3	1	0	0	0	1	0	-1
Team						1	1	2			0				
Totals			27-65	3-19	12-14	10	19	29	21	16	69	15	5	6	4

Technical Fouls: NONE

	PUR	WIS
Biggest lead	10 (2 nd 14:35)	5 (1 st 14:27)
Best Scoring Run	9 (1 st 8:04)	5 (2 nd 11:41)
Lead Changes	3	
Times Tied	2	
Time with Lead	30:08	07:53

Points from Turnovers		PUR	WIS
Paint		8	13
Second Chance		34	44
Fast Breaks		21	14
Bench		7	7

Period by Period Scoring		PUR	WIS
1st	2nd	TOT	
34	41	75	
32	37	69	

GAME 23: MICHIGAN 72, #11 WISCONSIN 68

Feb. 7, 2024 • Ann Arbor, Mich. • Crisler Center



Official Basketball Box Score - Final
Wisconsin at Michigan
 02/07/24 Crisler Center, Ann Arbor
 2023-24 Men's Basketball

Game Time: 7:00 PM
 Game Duration: 2:04
 Attendance: 10,698

Officials: CJ Darstensen, Earl Watson, Kipp Kissinger

Wisconsin - 68

Record: 16-7 (8-4)

NO.	Name	Min	FG	3P	FT	Rebounds	Fouls	TP	AS	TO	ST	Blocks	BS	BA	+/
5	Tyler Wahl	F 29:12	6-7	0-0	0-1	0	4	4	3	3	12	2	2	3	0
22	Steven Crowl	F 18:47	1-4	0-0	1-2	1	3	4	4	1	3	0	3	0	-4
2	AJ Storr	G 30:43	7-14	1-4	5-5	1	2	3	1	5	20	1	3	0	2
11	Max Klesmit	G 34:25	3-8	2-5	2-2	0	1	1	2	4	10	1	1	1	0
23	Chuckey Hepburn	G 34:04	6-11	2-3	3-3	0	2	2	3	3	17	1	1	0	1
31	Nolan Winter	17:36	0-2	0-2	1-4	1	2	3	1	2	1	1	0	0	-8
3	Connor Essegian	09:53	0-3	0-2	0-0	0	1	1	0	0	1	1	0	0	-11
25	John Blackwell	11:07	1-3	0-2	1-2	0	1	1	1	1	3	0	0	1	0
35	Markus Iyer	05:10	1-2	0-1	0-0	0	1	1	2	0	2	0	0	0	-1
14	Carter Gilmore	09:04	0-0	0-0	0-0	2	1	3	1	0	0	0	0	0	3
Team						2	3	5			0				
Totals			25-54	5-19	13-19	7	21	28	18	19	68	7	12	5	0

Technical Fouls: NONE

Shooting By Period	
1 st FG%	12-26 46.2%
3PT%	3-8 37.5%
FT%	6-9 66.7%
2 nd FG%	13-28 46.4%
3PT%	2-11 18.2%
FT%	7-10 70%
GM FG%	25-54 46.3%
3PT%	5-19 26.3%
FT%	13-19 68.4%

Dead Ball Rebounds: 1, 0

Michigan - 72

Record: 8-15 (3-9)

NO. Name		Min	FG	3P	FT	Rebounds	Fouls	TP	AS	TO	ST	Blocks	BS	BA		
				MA	MTA	DR	OT	DR	OT							
5	Terrance Williams II	F 30:50	3-6	0-1	4-4	0	6	6	1	2	10	0	1	1	0	
13	Oliver Nkamhoua	F 29:50	2-5	1-3	3-4	1	11	12	1	8	2	4	0	0	-4	
32	Tarris Reed Jr.	F 29:51	3-5	0-0	6-10	2	4	6	3	15	12	0	1	1	3	0
0	Dug McDaniel	G 24:45	6-15	1-5	3-4	1	1	2	1	4	16	0	1	0	0	-1
4	Niman Brown	G 25:23	3-7	2-4	0-0	2	2	4	0	8	2	0	2	0	0	4
42	Will Tschetter	20:19	4-7	2-4	2	0	2	2	2	3	1	0	0	0	0	0
3	Jaein Jewell	20:24	2-4	1-3	0-0	0	0	0	5	3	1	0	1	1	7	0
2	Tray Jackson	13:19	0-2	0-0	2-2	0	0	0	5	2	2	0	1	0	1	0
40	George Washington III	03:40	0-0	0-0	0-0	0	0	0	0	0	0	0	0	0	0	-5
Team						0	0	0	0	0	0					
Totals			23-51	7-20	19-25	7	27	34	18	72	6	12	4	5	0	4

GAME 25: #20 WISCONSIN 62, OHIO STATE 54

Jan. 13, 2024 • Madison, Wis. • Kohl Center



Official Basketball Box Score - Final
Ohio St. at Wisconsin
02/13/24 Kohl Center, Madison
2023-24 Men's Basketball

Game Time: 8:00 PM
Game Duration: 1:49
Attendance: 14,931

Officials: Katy Pfeifer, Eric Curry, Kevin Brill

Ohio St. - 54

Record: 14-11 (4-10)

NO. Name	Min	FG M-A	3P M-A	FT M-A	Rebounds OR DR TOT	Fouls PF FD	TP	AS	TO	ST	Blocks BS BA	+/-
10 Jamison Battle	F 27:29	1-6	1-3	0-0	1 4 5	1 3 3	0	2	0	0	0	-18
34 Felix Okpara	G 27:12	1-1	0-0	0-0	2 2 4	2 1 2	0	1	0	3	0	-1
1 Roddy Gayle Jr.	G 31:35	4-11	2-3	0-0	0 1 1	0 2 10	4	1	4	0	0	-2
2 Bruce Thornton	G 35:28	8-19	2-6	0-0	1 3 4	3 1 18	4	3	1	0	0	-9
12 Evan Mahaffey	G 17:41	5-6	0-0	0-0	1 5 6	3 1 10	1	0	0	0	0	-6
4 Dale Bonner	G 10:18	0-3	0-1	0-0	0 0 0	0 1 0	0	0	0	0	0	-4
23 Zed Key	12:36	0-2	0-0	0-0	0 0 0	0 1 0	0	0	0	0	0	-6
21 Devin Royal	15:25	2-4	0-1	0-0	1 0 1	5 1 4	0	1	2	0	0	-1
15 Bowen Hardman	20:57	2-4	2-4	1-2	0 3 3	1 1 7	0	0	0	0	0	6
0 Scotty Middleton	01:21	0-0	0-0	0-0	0 0 0	1 0 0	0	0	0	0	0	-1
Team					1 1 2		0	0				
Totals		23-56	7-18	1-2	7 19 26	16 12 54	9	8	7	3	0	-8

Technical Fouls: NONE

Shooting By Period	1st FG%	2nd FG%	3rd FG%	4th FG%
1st FG%	9-26 34.6%			
2nd FG%		1-2 50%		
3rd FG%			14-30 46.7%	
4th FG%				5-9 55.6%
GM FG%				23-56 41.1%
3PT%				7-18 38.9%
FT%				1-2 50.0%

Dead Ball Rebounds: 0

Wisconsin - 62

Record: 17-8 (9-5)

NO. Name	Min	FG M-A	3P M-A	FT M-A	Rebounds OR DR TOT	Fouls PF FD	TP	AS	TO	ST	Blocks BS BA	+/-
5 Tyler Wahl	F 33:42	5-9	0-1	0-0	0 7 7	1 4 10	3	2	0	0	0	6
22 Steven Crowl	F 31:27	7-14	2-6	0-1	2 8 10	2 2 16	2	4	0	0	1	15
2 AJ Storr	G 36:09	4-9	0-1	6-8	6 6 12	0 5 14	0	1	1	0	1	3
11 Max Klesmit	G 32:43	2-10	2-7	2-3	0 1 1	3 8 11	1	0	1	0	1	16
23 Chucky Hepburn	G 35:55	3-5	2-4	1-2	1 4 5	3 1 9	7	0	2	0	0	11
14 Carter Gilmore	08:18	0-0	0-0	0-0	1 0 1	2 0 0	0	1	0	0	0	2
31 Nolan Winter	08:33	1-1	1-1	2-2	0 1 1	0 1 5	0	2	1	0	0	-7
3 Connor Essegian	10:22	0-1	0-0	0-0	0 0 0	0 0 0	0	0	0	0	0	-1
10 Isaac Lindsey	01:51	0-1	0-1	0-0	0 0 0	1 0 0	0	0	0	0	0	-5
Team					2 0 2		0	1				
Totals		22-50	7-21	11-16	12 27 39	12 16 62	13	12	4	0	3	8

Technical Fouls: NONE

Shooting By Period	1st FG%	2nd FG%	3rd FG%	4th FG%
1st FG%	11-24 45.8%			
2nd FG%		4-10 40.0%		
3rd FG%			8-10 80%	
4th FG%				11-26 42.3%
GM FG%				31-11 27.3%
3PT%				3-6 50%
GM FG%				22-50 44.0%
3PT%				7-21 33.3%
FT%				11-16 68.8%

Dead Ball Rebounds: 2

	OSU	UW
Biggest lead	0 (1 st 20:00)	17 (2 nd 15:42)
Best Scoring Run	8 (2 nd 9:49)	11 (2 nd 19:22)
Lead Changes	0	3
Times Tied	0	0
Time with Lead	00:00	36:13

Points from Turnovers	OSU	UW
Paint	30	30
Second Chance	7	17
Fast Breaks	0	5
Bench	11	5

Period by Period Scoring	1st	2nd	TOT
OSU	21	33	54
UW	34	28	62

GAME 26: IOWA 88, #20 WISCONSIN 86 (OT)

Jan. 17, 2024 • Iowa City, Iowa • Carver-Hawkeye Arena



Official Basketball Box Score - Final
Wisconsin at Iowa
02/17/24 Carver-Hawkeye Arena, Iowa City, Iowa
2023-24 Men's Basketball

Game Time: 1:15 PM
Game Duration: 2:18
Attendance: 14,998

Officials: Jeffrey Anderson, D.J. Carstensen, Bill Ek

Wisconsin - 86

Record: 17-9 (9-6)

NO. Name	Min	FG M-A	3P M-A	FT M-A	Rebounds OR DR TOT	Fouls PF FD	TP	AS	TO	ST	Blocks BS BA	+/-
5 Tyler Wahl	F 22:06	5-8	0-0	0-0	1 2 3	5 0 10	3	1	1	0	1	7
22 Steven Crowl	F 39:28	5-8	1-1	11-13	1 5 6	3 8 22	2	0	0	1	1	-6
2 AJ Storr	G 37:37	8-19	2-2	3-6	2 2 4	2 4 21	2	1	0	0	1	7
11 Max Klesmit	G 38:53	2-10	0-4	0-0	2 1 3	2 0 4	6	0	0	0	2	3
23 Chucky Hepburn	G 41:45	6-11	3-6	3-6	0 9 9	2 3 13	4	1	4	0	0	0
31 Nolan Winter	08:13	2-2	1-1	1-1	0 0 0	0 0 1	6	0	2	0	0	0
3 Connor Essegian	03:39	0-1	0-1	0-0	0 0 0	2 1 0	0	0	0	0	0	-5
14 Carter Gilmore	14:37	0-2	0-0	1-2	0 2 2	3 2 1	0	1	0	0	1	-4
25 John Blackwell	13:06	2-3	0-1	0-0	0 0 0	1 1 4	1	1	0	0	0	-11
35 Markus Iliwer	04:36	0-0	0-0	0-0	1 0 1	2 0 0	0	0	0	0	0	-1
Team					2 2 4		0	0				
Totals		30-63	7-16	19-28	9 23 32	22 20 86	20	7	5	1	6	-2

Technical Fouls: NONE

Iowa - 88

Record: 15-11 (7-8)

NO. Name	Min	FG M-A	3P M-A	FT M-A	Rebounds OR DR TOT	Fouls PF FD	TP	AS	TO	ST	Blocks BS BA	+/-
23 Ben Krikke	F 27:11	1-5	0-0	2-2	0 5 5	4 2 4	0	1	0	0	1	-3
32 Owen Freeman	F 38:16	6-6	0-0	8-11	3 9 12	4 7 20	6	2	2	4	0	-1
4 Josh Dix	G 37:44	8-11	1-2	0-0	0 5 5	2 0 17	2	0	0	0	0	2
11 Tony Perkins	G 36:09	6-16	0-2	6-8	2 2 4	2 6 16	3	4	1	0	0	-2
20 Payton Sandfort	G 33:46	5-10	1-5	7-7	0 3 3	4 4 18	2	0	1	2	0	2
2 Brock Harding	08:51	2-4	1-3	1-2	0 1 1	1 1 6	2	0	0	0	0	4
13 Ladi Dembele	08:32	1-1	0-0	0-0	0 0 0	2 0 2	0	1	0	0	0	-2
22 Patrick McCaffery	20:39	1-4	1-2	0-0	0 1 1	1 0 3	0	0	0	0	0	3
24 Pryce Sandfort	13:28	0-0	0-0	0-0	0 1 1	0 2 0	1	1	0	0	0	8
0 Even Brauns	00:24	0-0	0-0	0-0	0 0 0	1 0 0	0	0	0	0	0	-1
Team					2 1 3		0	0				
Totals		30-57	4-14	24-30	7 28 35	21 22 88	16	9	4	6	1	2

Technical Fouls: Freeman 2nd 4:39

	WIS	IOWA
Biggest lead	13 (1 st 11:22)	9 (2 nd 7:30)
Best Scoring Run	9 (2 nd 3:16)	7 (2 nd 18:07)
Lead Changes	11	34
Times Tied	9	8
Time with Lead	25:10	14:14

Points from Turnovers	WIS	IOWA
Paint	46	34
Second Chance	8	9
Fast Breaks	2	8
Bench	11	11

Period by Period Scoring	1st	2nd	OT1	TOT
WIS	47	31	8	86
IOWA	43	35	10	88

GAME 27: WISCONSIN 74, MARYLAND 70

Jan. 20, 2024 • Madison, Wis. • Kohl Center



Official Basketball Box Score - Final
Maryland at Wisconsin
02/20/24 Kohl Center, Madison
2023-24 Men's Basketball

Game Time: 8:00 PM
Game Duration: 2:06
Attendance: 15,147

Officials: Rob Riley, Deldre Carr, Brooks Wells

Maryland - 70

Record: 14-13 (6-10)

NO. Name	Min	FG M-A	3P M-A	FT M-A	Rebounds OR DR TOT	Fouls PF FD	TP	AS	TO	ST	Blocks BS BA	+/-
10 Julian Reese	F 36:23	7-12	0-0	4-7	1 6 7	3 7 18	1	3	0	2	0	-1
22 Jordan Geronimo	F 17:59	1-3	0-2	0-0	1 4 5	4 0 2	0	2	1	0	0	-11
24 Dontia Scott	F 37:32	5-9	2-6	0-1	0 3 3	5 12 3	0	1	0	0	0	-3
1 Jahmir Young	G 38:33	6-17	1-4	7-7	0 2 2	1 5 20	3	2	1	0	1	-3
5 DeShawn Harris-Smith	G 32:21	2-6	0-1	4-6	1 1 2	4 3 8	0	2	1	0	1	0
12 Jamie Kaiser, Jr.	18:52	3-5	2-2	0-0	1 0 1	2 0 8	0	0	1	0	1	7
2 Jahari Long	11:16	0-0	0-0	2-2	0 0 0	4 1 2	2	0	0	0	0	-2
35 Caelum Swanton-Rodger	02:40	0-0	0-0	0-0	0 1 1	0 0 0	0	0	0	0	0	-5
0 Jahnnathan Lamothe	04:24	0-0	0-0	0-0	0 1 1	2 0 0	0	0	0	0	0	-2
Team					2 0 2		0	1				
Totals		24-52	5-15	17-23	6 18 24	26 19 70	9	10	5	2	3	-4

Technical Fouls: Coach 1st 0:29

Shooting By Period	1st FG%	2nd FG%	3rd FG%	4th FG%
1st FG%	12-28 42.9%			
2nd FG%		1-6 16.7%		
3rd FG%			4-6 66.7%	
4th FG%				12-24 50.0%
GM FG%				24-52 46.2%
3PT%				5-15 33.3%
FT%				17-23 73.9%

Dead Ball Rebounds: 3

Wisconsin - 74

Record: 19-9 (10-6)

NO. Name	Min	FG M-A	3P M-A	FT M-A	Rebounds OR DR TOT	Fouls PF FD	TP	AS	TO	ST	Blocks BS BA	+/-
5 Tyler Wahl	F 33:36	6-9	0-0	6-7	2 4 6	4 5 18	1	3	1	1	0	12
22 Steven Crowl	F 33:34	3-6	0-1	2-2	2 6 8	4 1 8	3	5	1	1	2	10
2 AJ Storr	G 28:11	5-13	0-3	0-0	2 6 8	0 0 10	1	2	0	0	0	12
11 Max Klesmit	G 36:35	3-7	2-5	8-8	0 2 2	2 7 16	0	0	1	0	0	6
23 Chucky Hepburn	G 35:29	3-6	2-4	3-4	0 4 4	2 5 11	1	0	0	0	0	8
25 John Blackwell	14:22	1-2	0-0	7-8	0 2 2	5 4 9	0	1	0	1	0	-9
35 Markus Iliwer	06:24	0-2	0-2	0-0	0 2 0	2 1 1	0	0	1	0	0	-8
3 Connor Essegian	06:54	0-2	0-2	2-2	0 1 1	0 1 2	0	0	0	0	0	-5
31 Nolan Winter	04:55	0-0	0-0	0-0	0 0 0	1 1 0	0	0	0	0	0	-6
Team					0 0 0		0	0				
Totals		21-47	4-17	28-31	8 25 33	19 25 74	6	12	3	3	2	4


Technical Fouls: NONE

Shooting By Period		
1 st FG%	12-22	54.5%
3PT%	2-5	40.0%
FT%	11-12	91.7%
2 nd FG%	9-25	36.0%
3PT%	2-12	16.7%
FT%	17-19	89.5%
GMFG%	21-47	44.7%
3PT%	4-17	23.5%
FT%	28-31	90.3%

Dead Ball Rebounds: 3, 0

GAME 29: #13 ILLINOIS 91, WISCONSIN 83

March 2, 2024 • Madison, Wis. • Kohl Center



Official Basketball Box Score - Final

Illinois at Wisconsin

03/02/24 Kohl Center, Madison

2023-24 Men's Basketball

Game Time: 12:00 PM

Game Duration: 2:07

Attendance: 17,071

Officials: D.J. Carstensen, Brian Dorsey, Tim Connor

Illinois - 91

Record: 22-7 (13-5)

NO.	Name	Min	FG	3P	FT	Rebounds	Fouls	TP	AS	TO	ST	Blocks	+/-
			M-A	M-A	M-A	OR	DR	TOT	PF	PD		BS	BA
3	Marcus Domask	F 35:20	12-21	4-6	3-4	2	6	8	2	3	31	3	1
13	Quincy Guerrier	F 27:04	2-3	1-2	2-4	3	1	4	3	3	7	2	2
33	Coleman Hawkins	F 36:32	4-9	1-1	4-4	2	5	7	3	4	13	1	0
0	Terrence Shannon Jr.	G 37:55	6-13	3-6	8-9	0	5	5	2	7	23	2	1
20	Ty Rodgers	G 20:30	1-3	0-0	1-3	0	0	0	2	3	3	0	0
10	Luke Goode	04:53	0-0	0-0	0-0	0	1	1	1	0	0	0	0
42	Dain Dainja	10:15	1-1	0-0	2-2	1	1	2	2	4	0	3	0
4	Justin Harmon	22:51	3-5	0-1	4-4	0	2	2	3	2	10	1	0
11	Niccolo Moretti	04:40	0-1	0-0	0-0	0	0	0	0	0	0	0	0
Team						0	2	2				0	0
Totals			29-56	9-16	24-30	8	23	31	18	24	91	9	8

Shooting By Period

1 st FG%	15-31	48.4%
3PT%	6-10	60.0%
FT%	3-5	60%
2 nd FG%	14-25	56.0%
3PT%	3-6	50.0%
FT%	21-25	84%
GMFG%	29-56	51.8%
3PT%	9-16	56.3%
FT%	24-30	80.0%

Dead Ball Rebounds: 3, 1

Wisconsin - 83

Record: 19-11 (10-9)

NO.	Name	Min	FG	3P	FT	Rebounds	Fouls	TP	AS	TO	ST	Blocks	+/-
			M-A	M-A	M-A	OR	DR	TOT	PF	PD		BS	BA
5	Tyler Wahl	F 38:40	9-14	1-1	1-3	4	3	7	2	6	20	2	1
22	Steven Crowl	F 13:36	2-4	0-1	0-0	2	2	4	4	0	4	0	1
2	AJ Storr	G 29:17	4-12	0-1	5-6	2	1	3	3	3	13	1	1
11	Max Klesmit	G 38:14	5-9	1-3	5-6	0	5	5	3	2	16	3	0
23	Chuckie Hepburn	G 37:23	5-9	2-4	3-5	0	2	2	4	5	15	3	2
25	John Blackwell	23:30	3-8	1-3	0-0	0	3	3	5	0	7	0	0
31	Nolan Winter	02:53	0-0	0-0	2-2	0	1	1	0	1	2	0	0
3	Connor Essegian	05:52	0-1	0-1	0-0	0	2	2	2	0	0	0	2
35	Markus Iiver	06:01	1-2	1-2	0-0	0	0	0	0	0	3	0	0
14	Carter Gilmore	04:31	1-1	0-0	1-1	0	1	1	1	1	3	1	1
12	Luke Haertle	00:03	0-0	0-0	0-0	0	0	0	0	0	0	0	0
Team						2	2	4				0	0
Totals			30-60	6-16	17-23	10	22	32	24	18	83	10	8

Shooting By Period

1 st FG%	14-26	53.8%
3PT%	1-5	20.0%
FT%	8-10	80%
2 nd FG%	16-34	47.1%
3PT%	5-11	45.5%
FT%	9-13	69.2%
GMFG%	30-60	50.0%
3PT%	6-16	37.5%
FT%	17-23	73.9%

Dead Ball Rebounds: 2, 0

Technical Fouls: NONE

	UI	UW
Biggest lead	11 (2 nd 0:37)	9 (1 st 14:33)
Best Scoring Run	12 (1 st 4:34)	12 (1 st 14:33)
Lead Changes	7	
Times Tied	8	
Time with Lead	23:35	10:58

Points from	UI	UW
Turnovers	14	13
Paint	32	44
Second Chance	9	12
Fast Breaks	19	10
Bench	14	15

Period by Period Scoring		
	1st	2nd
UI	39	52
UW	37	46