



WISCONSIN BASKETBALL

26 NCAA TOURNAMENT APPEARANCES | 4 FINAL FOURS | 23 BIG TEN CHAMPIONSHIPS | 22 CONSENSUS ALL-AMERICANS

GAME NOTES
GAME 18

WISCONSIN BADGERS #11

13-4, 5-1 BIG TEN



Head Coach: Greg Gard
Record at WIS: 177-97 (9th season)
Overall Record: Same
Gard vs. Indiana: 10-3

VS

INDIANA HOOSIERS

12-6, 4-3 BIG TEN



Head Coach: Mike Woodson
Record at Indiana: 56-32 (3rd season)
Overall Record: 56-32 (3rd season)
Woodson vs. Wisconsin: 1-2

FRIDAY, JAN. 19 | 7:30 PM (CT) | FS1 | MADISON, WIS. | KOHL CENTER (17,071)

BADGERS LOOK TO BOUNCE BACK HOSTING INDIANA ON FRIDAY

- Winners of 12 of its last 14 games, Wisconsin looks to bounce back from its recent loss hosting Indiana on Friday. Tip is set for 7:30 p.m. (CT) on FS1.
- Up next, the Badgers play at Minnesota on Tuesday, Jan. 23. UW has won 6 in a row and 15 of the last 17 against its Border Battle rival.

FAST BREAK FACTS

- The Badgers have won 19 consecutive home games against Indiana, matching the longest-ever home win streak vs. the Hoosiers. IU's last win in Madison came in 1998, the inaugural season of the Kohl Center.
- Wisconsin ranks #15 in the latest NET Rankings (through games played Jan. 16), going 8-4 overall in Quad 1+2 games (4-3 in Quad 1). (page 5)
 - The Badgers check in at No. 11 in KenPom, owning the No. 6 offense and No. 39 defense.
- UW has scored 70+ points in 11 consecutive games, the team's longest such streak since a 13-game run in the 1970-71 season. That team set the program scoring record averaging 86.3 ppg.
- The Badgers are averaging 75.6 ppg, which would be the team's highest scoring mark since averaging 77.9 ppg in the 1993-94 season. (page 4)
- Wisconsin owns a +5.7 margin on the glass this season, up from last year's -3.4 deficit. (page 7)
- Wisconsin leads the Big Ten this season in free throw percentage (271-for-352, 77.0%).
 - The Badgers are averaging 20.7 FTAs per game, an increase of 6.4 more per game than a year ago (14.3 FTAs per game in 2022-23). (page 7)
 - Wisconsin has nearly made as many free throws as its opponents have attempted. UW has made 271 FTs, while its foes have attempted 279 FTs.
- Since the Kohl Center opened in 1998, UW has held a record of 355-68 (.839) - the 11th-best home record in the country among active venues.
- Since 2002, Wisconsin has won 6 Big Ten regular-season championships (including 2 under head coach Greg Gard), matching MSU (6) for the most titles during that span. (page 5)
 - Since 2001-02 when Bo Ryan and Greg Gard arrived in Madison, UW has the most Big Ten wins and best win pct. at 270-130 (.675).
- Transfer **AJ Storr** leads the Badgers scoring 15.3 points per game this season. In Big Ten play, he's averaging 17 ppg (ranks 10th in the B1G). He's scored double figures in 15 of 17 games (12 straight).
- Junior **Steven Crowl** has filled up the box score, ranked 2nd for the Badgers in scoring (12.0 ppg), 2nd in assists (2.3 apg), while leading UW in rebounding (7.8 rpg), FG% (.586) and 3FG% (.545).
- Junior **Chucky Hepburn** ranks 3rd in the Big Ten with a 3.2 assist-to-TO ratio. Over the last 10 games, he has 47 assists and just 10 TOs. On the year, he has more steals (21) than turnovers (21).
- Junior **Max Klesmit** is averaging 17.3 ppg over the last 3 games, including 24 pts in UW's win vs. Northwestern (most pts as a Badger) and 18 pts (all in 2H) in UW's win at Ohio State.
- Senior **Tyler Wahl** recently surpassed 1,000 career points and is averaging a career-best 11.7 ppg, plus 5.8 rpg (2.4 off. rebounds per game).



With 12 Quad 1+2 games on its resume this season, Wisconsin and Purdue are the only two teams in the country to play at least 12 Quad 1/2 games. UW has won 8 games in Quad 1+2.

WISCONSIN'S POTENTIAL STARTING FIVE



GUARD

23 Chucky Hepburn
8.0 PPG, 3.1 RPG, 4.0 APG
■ Honorable Mention All-B1G
■ 2.18 career ast-to-TO ratio (ranks 4th in school history)
■ Starts in all 85 games played




GUARD

11 Max Klesmit
9.0 PPG, 1.7 RPG, 1.3 APG
■ Starts in all 50 games he's played at UW (33 straight)
■ Surpassed 1,000 career pts last week in win at Ohio St



GUARD

2 AJ Storr
15.3 PPG, 3.2 RPG, 1.0 APG
■ Double-digit scoring 15 of his first 17 games at Wisconsin
■ Shooting 84.7% at the FT line, which ranks top 10 in Big Ten



FORWARD

5 Tyler Wahl
11.7 PPG, 5.8 RPG, 1.5 APG
■ Preseason watch list for the Julius Erving SF of the Year
■ 143 games played (102 starts)
■ Career 1,167 pts and 703 reb



FORWARD

22 Steven Crowl
12.0 PPG, 7.8 RPG, 2.3 APG
■ Has four double-doubles this season (8 in his career)
■ Leads teams with 58.6% FG and 54.5% 3FG (12-for-22)

2023-24 SCHEDULE

Nov. 6	ARKANSAS STATE	W, 105-76
Nov. 10	TENNESSEE [#9]	L, 70-80
Nov. 14	at Providence^	L, 59-72
Nov. 17	ROBERT MORRIS	W, 78-68

FORT MYERS TIP-OFF (Fort Myers, FL)		
Nov. 20	vs. Virginia [#24]	W, 65-41
Nov. 22	vs. SMU	W, 69-61

Nov. 27	WESTERN ILLINOIS	W, 71-49
Dec. 2	MARQUETTE [#3]	W, 75-64
Dec. 5	at Michigan State [RV]	W, 70-57
Dec. 9	at Arizona [#1]	L, 73-98
Dec. 14	JACKSONVILLE STATE	W, 75-60
Dec. 22	CHICAGO STATE	W, 80-53
Jan. 2	IOWA	W, 83-72
Jan. 6	NEBRASKA	W, 88-72
Jan. 10	at Ohio State	W, 71-60
Jan. 13	NORTHWESTERN [RV]	W, 71-63
Jan. 16	at Penn State	L, 83-87
Jan. 19	INDIANA	7:30 PM
Jan. 23	at Minnesota	6 PM
Jan. 26	MICHIGAN STATE	7 PM
Feb. 1	at Nebraska	7:30 PM
Feb. 4	PURDUE [#2]	Noon
Feb. 7	at Michigan	6 PM
Feb. 10	at Rutgers	11 AM
Feb. 13	OHIO STATE	8 PM
Feb. 17	at Iowa	1:15 PM
Feb. 20	MARYLAND	8 PM
Feb. 27	at Indiana	6 PM
March 2	ILLINOIS [#14]	Noon
March 7	RUTGERS	6 PM
March 10	at Purdue [#2]	11:30 AM

BIG TEN TOURNAMENT (Minneapolis, MN)
March 13-17 at Target Center

^ Gavitt Tipoff Games
Home games in **BOLD CAPS**

FOLLOW THE #BADGERS

TV: FS1

Play-by-Play:	Brandon Gaudin
Analyst:	Robbie Hummel

RADIO: BADGER SPORTS NETWORK

Varsity Network App Satellite: Sirius/XM	
Play-by-Play:	Matt Lepay
Analyst:	Brian Butch

SOCIAL MEDIA: #ONWISCONSIN

X/Twitter:	@BadgerMBB
Instagram:	@badgermbb
Facebook:	/WisconsinMensBasketball

SERIES HISTORY

WISCONSIN VS. INDIANA

Overall:	IU leads, 98-79
In Madison:	UW leads, 46-40
Current Streak:	IU won last 1
Last Meeting:	Indiana 63, Wisconsin 45 Jan. 14, 2023 (Bloomington, Ind.)

BASKETBALL COMMUNICATIONS**GENERAL INFORMATION**

- 1440 Monroe Street, Madison, WI 53711
- www.UWBadgers.com

BRANDON HARRISON
ASSISTANT DIRECTOR OF
BRAND COMMUNICATIONS

Primary Contact, SID

Phone: (608) 279-8653

Email: BAH@athletics.wisc.edu

X/Twitter: @BrandonHarrison


PATRICK HERB
DIRECTOR OF COMMUNICATIONS

Phone: (608) 957-2085

Email: PAH@athletics.wisc.edu

X/Twitter: @PatrickHerb

**MEDIA RESOURCES****CREDENTIAL APPLICATIONS**

- www.sportssystem.com/Wisconsin

BIG TEN MEDIA EMAIL LIST

- office.bigten.org/media

WISCONSIN BASKETBALL RECORD BOOK

- www.go.wisc.edu/MBBRecordBook

WIRELESS INTERNET ACCESS (CAMP RANDALL)

- BadgerWiFi (connect and register with email address)

LIVE STATS - STATBROADCAST (KOHL CENTER)

- Wisconsin.StatBroadcast.com
(password: buckybadger)

OFFICIAL SOCIAL MEDIA CHANNELS

- Twitter: @BadgerMBB
- Instagram: @BadgerMBB
- Facebook: /WisconsinMensBasketball
- YouTube: /WisconsinBadgers

RADIO

- Badger Radio Network

MATT LEPAY*The Voice of the Badgers (PxP)*



Address: P.O. Box 99

Madison, WI 53701

Phone: 608-274-5450

Credentials: 2023-24 Wisconsin men's basketball season/game credentials must be requested online: www.sportssystem.com/Wisconsin

For more info/questions, contact **Brandon Harrison** with questions (608-279-8653). Approved credentials will be either mailed or made available at the Brand Communications Office or with the parking attendant (white vehicle) at the entrance to Lot 46 on Frances Street, one block north of the Kohl Center

**GUARD****2 AJ Storr**Sophomore, 6-7, 205
Rockford, Ill.**GUARD****3 Connor Essegian**Sophomore, 6-4, 195
Fort Wayne, Ind.**GUARD****4 Kamari McGee**Junior, 6-7, 180
Racine, Wis.**FORWARD****5 Tyler Wahl**Grad Student, 6-9, 225
Lakeville, Minn.**GUARD****10 Isaac Lindsey**Junior, 6-4, 185
Mineral Point, Wis.**GUARD****11 Max Klesmit**Junior, 6-4, 200
Neenah, Wis.**GUARD****12 Luke Haertle**R-Freshman, 6-4, 215
Hartland, Wis.**FORWARD****14 Carter Gilmore**Junior, 6-7, 232
Hartland, Wis.**GUARD****15 Isaac Gard**Sophomore, 6-2, 165
Oregon, Wis.**FORWARD****21 Chris Hodges**Sophomore, 6-9, 250
Schaumburg, Ill.**FORWARD****22 Steven Crowl**Junior, 7-0, 247
Eagan, Minn.**GUARD****23 Chucky Hepburn**Junior, 6-2, 195
Omaha, Neb.**GUARD****25 John Blackwell**Junior, 6-4, 194
Bloomfield Hills, Mich.**GUARD****30 Ross Candelino**Junior, 6-5, 195
Jacksonville, Fla.**FORWARD****31 Nolan Winter**Freshman, 6-11, 220
Lakeville, Minn.**GUARD****33 Jack Janicki**Freshman, 6-5, 190
White Bear Lake, Minn.**FORWARD****34 Gus Yalden**Junior, 6-9, 245
Appleton, Wis.**FORWARD****35 Markus Ilver**Junior, 6-9, 225
Tallinn, Estonia**HEAD COACH****Greg Gard**

9th season at Wisconsin

**ASSOC. HEAD COACH****Joe Krabbenhoft**

8th season at Wisconsin

**ASSISTANT COACH****Dean Oliver**

7th season at Wisconsin

**ASSISTANT COACH****Sharif Chambliss**

3rd season at Wisconsin

**STRENGTH COACH****Jim Snider**

19th season at Wisconsin

**ATHLETIC TRAINER****Brent Neuhardt**

5th season at Wisconsin

#	NAME	POS	HT	WT	YR/ELIG	HOMETOWN (HS/LAST SCHOOL)	PRONUNCIATION
2	AJ Storr	G	6-7	205	2nd / So.	Rockford, Ill. (St. John's)	STORE
3	Connor Essegian*	G	6-4	195	2nd / So.	Fort Wayne, Ind. (Central Noble)	eh-SEE-gin
4	Kamari McGee*	G	6-0	180	3rd / Jr.	Racine, Wis. (Racine St. Catherine's)	cuh-MAR-ee
5	Tyler Wahl****	F	6-9	225	5th / Gr.	Lakeville, Minn. (North)	WALL
10	Isaac Lindsey**	G	6-4	185	4th / Jr.	Mineral Point, Wis. (UNLV)	LIN-zee
11	Max Klesmit*	G	6-4	200	4th / Jr.	Neenah, Wis. (Neenah)	KLEZ-mitt
12	Luke Haertle	G	6-4	215	2nd / R-Fr.	Hartland, Wis. (Lake Country Lutheran)	(rhymes with turtle)
14	Carter Gilmore***	F	6-7	232	4th / Jr.	Hartland, Wis. (Arrowhead)	
15	Isaac Gard*	G	6-2	165	2nd / So.	Oregon, Wis. (Oregon)	
21	Chris Hodges*	F	6-9	250	3rd / So.	Schaumburg, Ill. (Schaumburg)	
22	Steven Crowl***	F	7-0	247	4th / Jr.	Eagan, Minn. (Eastview)	(rhymes with growl)
23	Chucky Hepburn*	G	6-2	195	3rd / Jr.	Omaha, Neb. (Bellevue West)	
25	John Blackwell	G	6-4	194	1st / Fr.	Bloomfield Hills, Mich. (Brother Rice)	
30	Ross Candelino	G	6-5	195	2nd / So.	Jacksonville, Fla. (Ponte Vedra)	can-deh-LEE-no
31	Nolan Winter	F	6-11	220	1st / Fr.	Lakeville, Minn. (Lakeville North)	
33	Jack Janicki	G	6-5	190	1st / Fr.	White Bear Lake, Minn. (White Bear Lake)	juh-NICKI
34	Gus Yalden	F	6-9	245	1st / Fr.	Appleton, Wis. (La Lumiere [Ind.])	y'ALL-den
35	Markus Ilver*	F	6-9	225	3rd / Jr.	Tallinn, Estonia (Western Reserve Academy)	ILL-ver

CHARTING THE BADGERS

CAREER GAMES PLAYED

	Games	Starts	Cons.	Starts
Tyler Wahl	143	102		36
Max Klesmit	100	83		33
UW total	50	50		33
Steven Crowl	97	85		85
Chucky Hepburn	85	85		85
Carter Gilmore	82	3		0
Kamari McGee	79	27		0
UW total	46	0		0
Connor Essegian	52	18		0
AJ Storr	50	34		34
UW total	17	17		17
Isaac Lindsey	40	0		0
Markus Ilver	39	0		0
Chris Hodges	19	0		0
John Blackwell	17	0		0
Nolan Winter	17	0		0
Isaac Gard	10	0		0
Luke Haertle	6	0		0
Ross Candelino	5	0		0

DOUBLE-DIGIT POINTS

	Career	'23-24	Cons.
Tyler Wahl	55 (41-14)	12 (10-2)	7
Max Klesmit	52 (32-20)	7 (6-1)	3
UW total	20 (12-8)	7 (6-1)	3
Chucky Hepburn	42 (32-10)	6 (5-1)	0
Steven Crowl	43 (33-10)	11 (8-3)	1
Connor Essegian	25 (15-10)	1 (1-0)	0
AJ Storr	29 (20-9)	15 (11-4)	12
UW total	15 (11-4)	15 (11-4)	12
Kamari McGee	16 (2-14)	0 (0-0)	0
UW total	0 (0-0)	0 (0-0)	0
John Blackwell	9 (6-3)	9 (6-3)	1

20-POINT SCORING GAMES

	Career	'23-24	Cons.
Max Klesmit	9 (6-3)	2 (2-0)	0
UW total	2 (2-0)	2 (2-0)	0
Tyler Wahl	6 (4-2)	0 (0-0)	0
Steven Crowl	7 (6-1)	0 (0-0)	0
AJ Storr	6 (2-4)	4 (2-2)	1
UW total	4 (2-2)	4 (2-2)	2
Chucky Hepburn	5 (3-2)	1 (1-0)	0
Kamari McGee	5 (0-5)	0 (0-0)	0
Connor Essegian	2 (1-1)	0 (0-0)	0

30-POINT SCORING GAMES

	Career	'23-24	Cons.
Steven Crowl	1 (1-0)	0 (0-0)	0

DOUBLE-DIGIT REBOUNDS

	Career	'23-24	Cons.
Tyler Wahl	13 (8-5)	1 (1-0)	0
Steven Crowl	11 (8-3)	4 (3-1)	1
Connor Essegian	1 (0-1)	0 (0-0)	0

DOUBLE-DIGIT ASSISTS

	Career	'23-24	Cons.
No Active Players	--	--	--

DOUBLE-DOUBLES

	Career	'23-24	Cons.
Tyler Wahl	9 (5-4)	0 (0-0)	0
Steven Crowl	8 (6-2)	4 (3-1)	1
Connor Essegian	1 (0-1)	0 (0-0)	0

SERIES VS. INDIANA

Friday's game marks the 178th meeting between Wisconsin and Indiana dating back to 1910. The Hoosiers lead the all-time series, 98-79.

- UW has won 23 of the last 27 matchups with Indiana, including 10 of the last 12. The Badgers are 10-3 against Hoosiers under Greg Gard, including 6-0 at the Kohl Center.
- The Badgers have won 19 straight home games against Indiana, marking the school's second-longest streak vs. a Big Ten opponent, trailing it's active 22-game home streak vs. Penn State.
 - The Hoosiers last win in Madison was Jan. 25, 1998 in the inaugural season of the Kohl Center.

Wisconsin's Longest Home Win Streaks, Big Ten Opp.

Streak	Opponent	Years
22	Penn State	1996-active
19	Indiana	2000-active
14	Northwestern	1997-12

- Wisconsin's win streaks over Penn State (22) and Indiana (19) are the two longest active win streaks of any Big Ten team. The next longest

Big Ten, Longest Active Home Win Streaks, B1G Opp.

Streak	Opponent	Began
22	Wisconsin vs. Penn State	1996
19	Wisconsin vs. Indiana	2000
11	Michigan vs. Northwestern	2011
10	Purdue vs. Nebraska	1963
9	Michigan State vs. Ohio St.	2013

- UW's 19-straight wins has also equaled the longest all-time home streak against Indiana. Purdue also defeated the Hoosiers 19 straight times in West Lafayette from 1901 to 1922.

- Since 2002, when Bo Ryan and Greg Gard arrived in Madison, Wisconsin has dramatically flipped the series.

Wisconsin vs. Indiana, All-Time Series

Years	Overall	In Madison
1910-2001	49-91 (.350)	28-40 (.412)
2002-Present	30-7 (.811)	18-0 (1.000)

LAST TIME OUT

PENN STATE 87, #11 WISCONSIN 83

Jan. 16 | Bryce Jordan Center | State College, Pa.

- Despite trailing by as many as 12 in the first half, Wisconsin battled back to take a 70-68 lead with 5:01 remaining but couldn't get the stops down the stretch in an 87-83 loss at Penn State Tuesday.
- Penn State shot 53.5% and 8-for-20 from 3-point range and forced the Badgers into 13 turnovers.
- Wisconsin out-rebounded the Nittany Lions, 36-25, and shot 20-for-23 from the FT line.
- AJ Storr led UW with 23 points, his 4th game with 20+ points this season.
- Steven Crowl posted his 4th double-double of the season with 17 points and 11 rebounds (5 offensive).
- Tyler Wahl added 11 points and 7 boards. Max Klesmit contributed 10 points, but played just 15 minutes due to foul trouble.
- Markus Ilver matched his career high with 5 rebounds in 5 minutes off the bench.

HISTORY VS. INDIANA

- Overall: IU leads, 98-79
- In Madison: UW leads, 46-40
- Gard vs. IU: 10-3
- Active Streak: IND won last 1



LAST 25 MEETINGS (UW is 21-4)

Date	Rank	Result	Score	Location
3/8/09	--/--	W	85-61	Madison
2/13/10	11/--	W	83-55	Madison
2/25/10	17/--	W	78-46	Bloomington
1/20/11	18/--	W	69-60	Madison
3/3/11	10/--	W	77-67	Bloomington
1/26/12	12/16	W	57-50	Madison
3/9/12	14/15	W	79-71	Indianapolis
1/15/13	--/2	W	64-59	Bloomington
3/16/13	22/3	W	68-56	Chicago
1/14/14	3/--	L	72-75	Bloomington
2/25/14	14/--	W	69-58	Madison
2/3/15	5/--	W	92-78	Madison
1/5/16	--/--	L	58-59	Bloomington
1/26/16	--/19	W	82-79 (ot)	Madison
1/3/17	13/25	W	75-68	Bloomington
2/5/17	10/--	W	65-50	Madison
3/10/17	24/--	W	70-60	Wash. DC
1/2/18	--/--	W	71-61	Madison
2/26/19	19/--	L	73-75 (2ot)	Bloomington
12/7/19	--/--	W	84-64	Madison
3/7/20	24/--	W	60-56	Bloomington
1/7/21	8/--	W	80-73 (2ot)	Madison
12/8/21	22/--	W	64-59	Madison
2/15/22	15/--	W	74-69	Bloomington
1/14/23	18/--	L	45-63	Bloomington

LAST TIME VS. INDIANA

INDIANA 63, WISCONSIN 45

Jan. 14 | Assembly Hall | Bloomington, Ind.

- Wisconsin trailed by just one at the half, but saw Indiana score the first 10 points after intermission and race to a 63-45 win at Assembly Hall.
- Wisconsin shot just 32.1 percent from the floor, including 5-for-24 from 3-point range and just 4-11 at the FT line.
- UW was without leading scorer Tyler Wahl for the third-straight game (injury).
- Connor Essegian posted the first double-double of his career (14 pts, 11 reb).
- Max Klesmit finished with 9 points and Chucky Hepburn had 8 points.

Wisconsin - 45														
Record: 11-8 (9-4)														
NO.	Name	Min	FG	3P	FT	Rebounds	Ass	TO	ST	Blocks	PF	PTS	Shooting By Period	
14	Carter Gilmore	F 33:05	2-5	0-2	0-0	2	2	2	4	1	2	0	4	10
22	Steven Crowl	F 30:05	2-8	0-2	1-4	5	6	2	2	0	3	1	0	12
2	Jordan Davis	G 15:50	0-0	0-0	0-0	0	0	0	0	0	0	0	0	0
11	Max Klesmit	F 02:55	4-10	1-5	0-0	1	1	2	4	0	1	0	3	11
23	Chucky Hepburn	F 02:55	4-10	0-0	0-0	2	3	1	0	0	0	0	2	17
3	Connor Essegian	F 30:18	4-10	0-0	0-0	1	1	5	14	1	0	0	2	17
35	Markus Ilver	F 11:52	0-3	0-0	0-0	1	3	0	0	0	0	0	0	0
10	Isaac Lindsey	F 08:03	1-4	0-1	0-0	2	2	0	0	0	0	0	0	4
21	Chris Hodges	F 04:58	0-0	0-0	0-0	0	1	0	0	0	0	0	0	0
4	Kamari McGee	F 01:45	1-1	0-0	0-0	0	0	0	0	0	0	0	0	3
13	Jordan Taylor	F 02:50	0-0	0-0	0-0	0	0	0	0	0	0	0	0	0
Team			1	1	2	0	0	0	0	0	0	0	0	0
Totals			18-55	4-11	0-0	34	11	15	45	0	1	0	0	61
Technical Fouls: NONE														
Indiana - 63														
Record: 11-8 (9-4)														
NO.	Name	Min	FG	3P	FT	Rebounds	Ass	TO	ST	Blocks	PF	PTS	Shooting By Period	
12	Miller Kopp	F 22:46	1-2	1-2	0-0	1	1	0	0	0	0	0	0	19
22	Jordan Davis	F 01:50	0-0	0-0	0-0	0	0	0	0	0	0	0	0	0
23	Treyce Jackson-Davis	F 32:30	9-13	0-0	0-0	5	6	11	1	3	12	4	1	19
1	Jordan Wood-Schick	G 02:07	0-0	0-0	0-0	0	0	0	0	0	0	0	0	0
32	Trey Galloway	F 01:04	3-7	0-2	0-0	1	5	4	4	0	2	1	0	20
5	Matisse Flenau	F 13:43	3-7	0-0	0-0	1	2	3	1	0	0	0	0	9
53	Tanner Bates	F 22:25	0-4	0-1	0-0	0	1	1	2	0	0	0	0	0
11	CJ Guinn	F 08:12	0-4	0-1	0-0	0	0	0	0	0	0	0	0	0
51	Logan Durcomb	F 05:01	0-0	0-0	0-0	0	0	0	0	0	0	0	0	0
3	Anthony Laal	F 01:43	0-0	0-0	0-0	0	0	0	0	0	0	0	0	0
10	Kaitlin Bates	F 01:43	0-0	0-0	0-0	0	0	0	0	0	0	0	0	0
Team			0	0	0	1	2	0	0	0	0	0	0	0
Totals			29-62	18-45	9-10	35	42	16	11	0	8	4	0	61
Technical Fouls: NONE														
Period by Period Scoring														
Biggest Lead														
2 (1st 19:20)			2 (2nd 2:51)			1 (3rd 1:05)			1 (4th 1:05)			1 (4th 1:05)		
Best Scoring Run			3 (1st 10:05)			3 (2nd 10:05)			3 (2nd 10:05)			3 (2nd 10:05)		
Lead Changes			3			3			3			3		
Time in Lead			00:46			32:35			00:46			32:35		
Points from														
Turnovers			WIS			IND			WIS			IND		
Paint			22			22			22			22		
Second Chance			5			5			5			5		
Fast Breaks			3			3			3			3		
Bench			19			19			19			19		

CHARTING THE BADGERS

LED UW IN SCORING

	2023-24	Career
Tyler Wahl	4 (4-0)	14 (11-3)
Steven Crowl	3 (3-0)	14 (13-1)
Chuckie Hepburn	2 (2-0)	13 (7-6)
Connor Essegian	0 (0-0)	7 (4-3)
AJ Storr	.6 (3-3)	6 (3-3)
Max Klesmit	3 (3-0)	5 (4-1)
John Blackwell	.2 (1-1)	2 (1-1)

Record in those contests in parentheses

LED UW IN REBOUNDING

	2023-24	Career
Tyler Wahl	3 (3-0)	34 (24-10)
Steven Crowl	.11 (8-3)	35 (23-12)
John Blackwell	3 (2-1)	3 (2-1)
Connor Essegian	0 (0-0)	2 (0-2)
Nolan Winter	.1 (1-0)	1 (1-0)
Isaac Lindsey	0 (0-0)	1 (0-1)
Max Klesmit	0 (0-0)	1 (0-1)

Record in those contests in parentheses

LED UW IN ASSISTS

	2023-24	Career
Chuckie Hepburn	12 (10-2)	46 (31-15)
Tyler Wahl	0 (0-0)	23 (17-6)
Steven Crowl	4 (3-1)	21 (15-6)
Max Klesmit	.2 (1-1)	4 (2-2)
John Blackwell	1 (1-0)	1 (1-0)
Connor Essegian	0 (0-0)	1 (1-0)
Carter Gilmore	0 (0-0)	1 (0-1)

Record in those contests in parentheses

LED UW IN MINUTES

	2023-24	Career
Chuckie Hepburn	11 (8-3)	24 (16-8)
Tyler Wahl	0 (0-0)	14 (9-5)
Max Klesmit	2 (2-0)	11 (9-2)
Steven Crowl	2 (2-0)	7 (3-4)
Connor Essegian	0 (0-0)	3 (1-2)
AJ Storr	.2 (1-1)	2 (1-1)
Carter Gilmore	0 (0-0)	1 (0-1)

Record in those contests in parentheses

2023-24 LINEUP RECORD

Hepburn, Klesmit, Storr, Wahl, Crowl . . . 13-4

ACTIVE WIN/LOSS STREAKS

Overall	Lost 1
Vs. Unranked teams (AP)	Lost 1
Vs. Ranked teams (AP)	Lost 1
At Home	Won 8
At Home vs. Big Ten	Won 3
At Home vs. ranked Big Ten	Lost 1
At Home vs. unranked Big Ten	Won 5
At Home vs. non-conference	Won 5
At Home vs. ranked opp.	Won 1
On Road	Lost 1
On Road vs. Big Ten	Lost 1
On Road vs. ranked opp.	Lost 1
On Road vs. unranked opp.	Lost 1
Neutral	Won 2
Neutral vs. ranked opp.	Won 1
Neutral vs. unranked opp.	Won 1

BALANCED BADGER OFFENSE

"They don't care who the leading scorer is. They just want to be the leading scorer in the end, as a team."
- Greg Gard

- Wisconsin boasts one of the nation's most efficient offenses, improving in almost every category from a season ago:

Wisconsin Offensive Comparison

	2022-23	2023-24
PPG	65.3	75.6
FG Pct.	.414	.472
2-Pt FG Pct.	.463	.533
3 FG Pct.	.342	.351
FT Pct.	.691	.770
FTAs per game	14.3	20.7
Rebounding margin	-3.4	+5.7
O-Reb. per game	7.9	10.2

- Last season, the Badgers ranked 140th in the country in adjusted offensive efficiency per KenPom.com. This year, UW is ranked 6th.

- UW's 120.0 adjusted offensive efficiency is on pace to match the school's 3rd-highest mark since KenPom began tracking in 1999.

Best Adjusted Off. Efficiency, Wisconsin (since 1999)

Season	Adj.O	Record	Postseason
2014-15	129.0	36-4	National Finals
2010-11	122.3	25-9	Sweet 16
2013-14	120.0	30-8	Final Four
2023-24	120.0	13-4	???

- Wisconsin's scoring average (75.6 ppg) is on pace for its highest scoring average since 1993-94 when they put up 77.9 ppg. That team was led by NBA All-Star Michael Finley in Stu Jackson's final season as coach.

- UW has scored 70+ points in 11 consecutive games, the team's longest such streak since a 13-game run in the 1970-71 season. That team set the program scoring record averaging 86.3 ppg.

- Wisconsin is 11-1 this season when shooting over 42% from the field.

- UW has 6 players averaging 8.0 ppg or more, joining MIN as the only Big Ten teams with 6.

- The Badgers have just 1 player averaging over 28.0 minutes per game (Chuckie Hepburn, 31.4). Last year, Wisconsin had 4 players averaging over 30.0 minutes per game.

- The Badgers have had four or more players score in double figures in 9 of 17 games this season. UW has had 6 different players lead the team in scoring in a game.

- UW is 10-1 when out-scoring its opponent in the paint. On the season, the Badgers are out-scoring opponents by 7.8 points per game in the lane (34.5 to 26.7).

- Wisconsin has largely been able to stay out of scoring droughts this season, succumbing to just 3 longer than 3:30 (4:27 in a loss at Providence and 5:56 & 4:01 in a win over SMU).

- Per usual, UW has taken care of the ball and ranks 2nd in the Big Ten averaging 10.0 TOs/game.

- UW has had 9 TOs or less in 10 of 17 games.

GARD'S GUIDANCE

In his 9th season as head coach, **Greg Gard** has led Wisconsin to Big Ten titles in 2 of the last 4 seasons and sustained UW's strong winning culture.

- Gard has guided the Badgers to a record of 177-97 (.646), the 4th-highest win total and 3rd-highest win percentage in UW annals.

Best Win Pct, Wisconsin Coaches (min. 50 wins)

Coach (School, Years)	Record	Pct.
1. Bo Ryan (2002-15)	364-130	.737
2. Walter Meanwell (1912-17, '21-34)	246-99	.712
3. Greg Gard (2016-present)	177-97	.646
4. Dick Bennett (1996-2000)	94-68	.580
5. Bud Foster (1935-59)	265-267	.498

- With a record of 98-62 (.613) in Big Ten play, Gard ranks 24th on the all-time league wins list.

- Gard's .613 conference win percentage ranks 7th among Big Ten coaches of the last 40 years (since 1980).

Best Win %, B1G Coaches w/ 50+ Wins (since 1980)

Coach (School, Years)	Record	Pct.
1. Bo Ryan, WIS (2002-15)	172-68	.717
2. Bob Knight, IND (1972-2000)	353-151	.700
3. Tom Izzo, MSU (1995-)	334-164	.671
4. Thad Matta, OSU (2005-17)	150-78	.658
5. Mark Turgeon, MD (2015-21)	90-50	.643
6. Matt Painter, PUR (2005-)	213-122	.636
7. Greg Gard, WIS (2016-)	98-62	.613
8. Gene Keady, PUR (1981-05)	265-169	.611

(through games played Jan. 16)

- In all, Gard has led teams to 4 of the top 18 winningest seasons in program history:

Wisconsin Record Book, Single-Season Wins

1. 36	2014-15	11. 24	2002-03
2. 31	2007-08	24	2009-10
3. 30	2006-07	13. 23	2018-19
30	2013-14	23	2012-12
5. 27	2016-17	15. 22	2015-16
6. 26	2011-12	22	1998-99
7. 25	2004-05	22	1999-00
8. 25	2021-22	18. 21	2019-20
25	2010-11		
25	2003-04		

- Wisconsin has claimed 11 wins over top-10 teams under head coach **Greg Gard**, which includes 7 wins under Gard over top-5 teams.

- Impressively, 6 of UW's 11 top-10 wins have come away from home.

- Michigan State (8) is the only other Big Ten team with more top-5 wins than Wisconsin (7) in the Gard era (since 2015-16).

Wins Over Top-10 Opponents Under Greg Gard

Opponent	Score	Date
#3 MARQUETTE	75-64	12/2/23
#8 PURDUE	70-67	3/1/22
#3 at Purdue	74-69	1/3/22
#5 at Ohio State	61-57	1/3/20
#2 MICHIGAN	64-54	1/19/19
#6 PURDUE	57-53	2/14/18
#1 vs. Villanova (NCAA)	65-62	3/18/17
#9 vs. Xavier (NCAA)	66-63	3/20/16
#8 at Iowa	67-59	2/24/16
#2 at Maryland	70-57	2/13/16
#4 MICHIGAN STATE	77-76	1/17/16

BIG TEN BEASTS

- **Greg Gard** and Wisconsin began Big Ten play 5-0 for the first time 2007-08. The Badgers went on to post a 16-2 league record that year en route to winning the Big Ten title.
- UW has won 4 of its 5 Big Ten games by double figures and led wire-to-wire in 2 of them.
- Since 2001-02 when Bo Ryan and Greg Gard arrived in Madison, UW has the most Big Ten wins and best win pct. at 270-130 (.675).

Best BIG Win%, Since 2001-02 (through Jan. 14)

Team	W-L	Pct.
1. Wisconsin	270-130	.675
2. Michigan State	263-137	.658
3. Ohio State	238-162	.595
4. Purdue	239-161	.598
5. Maryland	103-75	.579

- Wisconsin won a share of the 2022 Big Ten title, marking UW's 2nd league title in the last 5 seasons and the 20th in school history.
- With 2 Big Ten titles during his tenure, Greg Gard joins Tom Izzo (10) and Matt Painter (4) as the only active coaches with multiple titles.
- The Badgers (20 titles) trail only Purdue (25) and Indiana (22) for most conference titles.
- UW has won 6 Big Ten regular season titles since 2002 (02-03-08-15-20-22), matching MSU (6) for most titles during that span.

Most Big Ten Regular Season Championships

School	B1G Titles	Since 2002	Last
1. Purdue	25	3	2023
2. Indiana	22	3	2016
3. Wisconsin	20	6	2022
Ohio State	20	5	2012
5. Illinois	18	4	2022

- Wisconsin has won 12+ B1G games in 11 of last 14 seasons, the most of any Big Ten team.
- UW has also posted double-digit B1G wins in 19 of the last 22 years (only team to do so).

MAX-IMUM EFFORT

Junior **Max Klesmit** has been on a tear recently, averaging 17.3 points (66.7% FG, 9-13 3FG) while leading the Badgers to a pair of wins in that stretch.

- Klesmit dropped 24 points in UW's win vs. Northwestern this past Saturday, his most as a Badger. He shot 9-13 FG, including 5-7 3FG.
- His 5 triples matched his career high, and marked the third time he's done so as a Badger.
- Klesmit registered 18 points in UW's win at Ohio State, all coming in the second half alone.
- In fact, he scored 12 points in the final 5:16 of the game alone.
- Through his last five halves of play, Klesmit has scored 52 points (18-25 FG, 9-13 3FG).
- Max Klesmit has scored double figures 7 times this season (UW is 6-1 in those games).
- Last week, Klesmit eclipsed 1,000 career points (617 pts in two seasons at Wofford) bringing his total to **1,046 career points**.

- Earlier this season against No. 3 Marquette, Klesmit scored a game-high 21 points (all 1H) - the most of his UW career. The Neenah, Wis., native shot 6-for-12 FG (5-10 3FG), (4-4 FG).
- His 21 points in the first half were the most for a Badger in a half this season, and the most for a UW player since Johnny Davis had 27 pts in the second half of a win at #3 Purdue (2022).
- Also a savvy defender, Klesmit often draws the primary defensive backcourt assignment. Over the last three games, he's shown a trend of shutting down his man as the game progresses:

Klesmit Def. Assignment 1st Half/2nd Half Splits

Player (Team)	1st Half Pts (3FGs)	2nd Half Pts (3FGs)
Payton Sandfort (Iowa)	9 (3-6)	0 (0-1)
Keisei Tominaga (Neb)	12 (2-3)	5 (1-3)
Jamison Battle (OSU)	14 (4-5)	4 (0-0)
Ty Berry (NU)	0 (0-2)	6 (1-2)
Kanye Clary (PSU)*	8 (0-3)	19 (0-0)

* Klesmit played 15 minutes

- Last season, Klesmit averaged 8.4 points per game. But, that number climbed to 10.1 ppg after returning from injury (final 16 games).

QUALITY COMPETITION & RESUME

"I think for us, we know we need to play good competition because it gets us ready for the Big Ten. Our players love it. That's why they come to a place like Wisconsin." - Greg Gard

- Wisconsin is at #14 in the latest NET Rankings (through games Jan. 17), going 8-4 overall in Quad 1+2 games (4-3 in Quad 1).
- UW has 8 wins in Quads 1+2, joining Purdue (10) as the only schools with 8+ quality wins.
- The Badgers are also 1 of just 10 programs with at least 4 Quad 1 wins. Only Purdue (6), Arizona (5) and Uconn (5) have more.
- With 12 Quad 1/2 games on its resume, the Badgers and Purdue are the only two teams in the country to play at least 12 Quad 1/2 games. Purdue (9) is also the only team with more Quad 1/2 wins than Wisconsin (8).

Most Quad 1/2 games in the nation (thru Jan. 17)

Games	Wins	Team
12	10	Purdue
12	8	Wisconsin

- Conversely, UW has no bad losses with all 4 of their setbacks coming in Quad 1+2 games.
- Of UW's 11-game non-conference schedule, 6 games fell into the Quad 1/2 category.
- The Badgers own six wins over teams in the NET top 60: Marquette, Michigan St, Nebraska, Ohio St, SMU and Virginia.
- In fact, UW never trailed in 4 of those 6 wins.
- Wisconsin is 2-2 vs. the AP Top 25 this season.

SITUATIONAL RECORDS

	2023-24	Under Gard
Ahead at the half	11-0	142-16
Behind at the half	1-4	27-76
Tied at the half	1-0	7-5
FG% of .450 or more	10-1	97-15
FG% less than .450	3-3	79-82
Better FG% than opp.	11-0	136-13
Worse FG% than opp.	1-4	38-81
Same FG% as opp.	1-0	3-3
Opp. FG% less than 45%	8-0	133-34
3FG% of 40% or more	5-2	78-14
3FG% less than 40%	8-2	97-83
Try more than 20 3FGs	5-2	94-63
Try 20 or fewer 3FGs	8-2	82-33
Make at least 70% FT	10-2	108-43
Try at least 20 FTs	7-2	74-19
Try fewer than 20 FTs	6-2	100-77
Out-rebound opponent	11-1	106-24
Tied or out-rebounded	2-3	70-73
Same or fewer TOs than opp.	9-2	135-62
More TOs than opp.	4-2	41-35
Commit fewer than 12 TOs	9-2	138-63
Commit 12 or more TOs	4-2	39-33
Score fewer than 50 pts.	0-0	2-4
Score 50-59 points	0-1	8-39
Score 60-69 points	2-0	57-34
Score 70-79 points	7-2	65-16
Score 80-89 points	3-1	36-4
Score 90 or more pts.	1-0	8-0
Allow fewer than 50 pts.	2-0	25-1
Allow 50-59 pts.	2-0	52-10
Allow 60-69 pts.	6-0	72-34
Allow 70-79 pts.	3-1	24-34
Allow 80-89 pts.	0-2	3-16
Allow 90 or more pts.	0-1	0-2
Overtime	0-0	10-7
vs. AP Top 25 opponents	2-2	29-42
vs. AP Top 25 opp. at home	1-1	15-13
Home games	9-1	104-31
Road games	2-3	49-45
Neutral site games	2-0	24-21
Day games	3-1	53-34
Night games	10-3	123-63

GAMES DECIDED BY

3 points or less	0-0	25-18
4-5 points	0-1	28-19
6-10 points	3-1	39-27
11-19 points	6-1	47-27
20 or more points	4-1	38-4

TELEVISED GAMES

Big Ten Network	7-1	88-25
Big Ten Plus (BIG+)	2-0	7-0
CBS	0-0	11-12
CBS Sports Network	0-0	0-1
ESPN	0-1	18-16
ESPN2	0-0	19-12
ESPNU	0-0	1-3
ESPN+	0-0	3-1
FOX	1-0	4-6
FS1	2-1	18-16
Peacock	1-1	1-1
TBS	0-0	1-3
TNT	0-0	2-1

BO FOR THE NAISMITH 'HALL'

Former Wisconsin head coach **Bo Ryan** is up for consideration to be enshrined among the best in basketball, announced earlier this season among eligible candidates for the Naismith Basketball Hall of Fame Class of 2024.

This hall of fame call is overdue.

- 32 seasons as head coach (1984-2015)
- 747-233 (.762) all-time record

The winningest coach in Wisconsin history with a record of 364-130 (.737), Ryan led the Badgers to seven Big Ten championships. Ryan guided UW to 14 consecutive NCAA tournament appearances, including seven Sweet 16s, three Elite Eights, back-to-back Final Fours and the 2015 national championship game. Ryan was a four-time Big Ten Coach of the Year award winner.

The 34th NCAA coach to reach the 700-win plateau, Ryan also coached at UW-Milwaukee (1999-2000) and UW-Platteville (1984-1999), where his team won four NCAA Division III championships (1991, 1995, 1998, 1999). Ryan is a member of eight halls of fames, including his 2017 induction into the National Collegiate Basketball Hall of Fame.

UNIVERSITY OF WISCONSIN

- 364-130 (.737) overall record
- 172-68 (.717) in Big Ten play
 - Best in conference history.
- 7 Big Ten championships
- 14 NCAA tournaments in 14 seasons
 - 7 Sweet 16s, 3 Elite Eights, 2 Final Fours, 1 national championship runner-up
- 2x National Coach of the Year (2x finalist)
- 4x Big Ten Coach of the Year

UNIVERSITY OF WISCONSIN-PLATTEVILLE

- Led the winningest NCAA men's basketball team of the 1990s (all divisions) with a 266-26 (.908) record.
- Won 4 national championships (1991, 1995, 1998 and 1999)
- Won eight WIAC titles

**CHUCKY AT THE POINT OF IT**

"He's one of the elite point guards in the entire country." - Brad Underwood, Illinois head coach

- A Big Ten All-Freshman honoree and All-B1G honorable mention last season, **Chucky Hepburn** has started every game of his career (85 games) since arriving at Wisconsin.
- Not relied on as heavily to score as last season, Hepburn's overall year-over-year improvement has been noticeable so far this season:

Hepburn's Year-Over-Year Comparison

	2022-23	2023-24
PPG	12.2	8.0
FG Pct.	.377	.392
2-Pt FG Pct.	.357	.486
3 FG Pct.	.405	.264
FT Pct.	.718	.727
Assists Per Game	2.8	4.0
Assist-to-Turnover Ratio	1.90	3.24

- Hepburn is the straw that stirs the drink for the Badgers, an efficient floor general capable of taking over the game offensively when needed.
- UW has won 12 of its last 14 games and during that stretch Hepburn has averaged 6.8 points, 4.4 assists (1.1 turnover) & 2.0 steals per game.
 - Multiple turnovers in just 3 of the last 14 games.
 - All of that comes while facing KenPom top 25 rated defenses in Virginia (#12), Marquette (#14), Michigan State (#26) and Arizona (#3).
- Even more impressive, Hepburn is maintaining a 3.2 assist-to-turnover ratio (68 ast to 21 TOs).
 - That ranks 3rd among Big Ten point guards this season (min. 3.5 APG) and 9th best among all major conference players.
 - That would rank as the 4th-best single-season assist-to-turnover mark in school history.
 - Hepburn's 2.18 career assist-to-turnover ratio would rank 4th-best in school history.
- On the season, **Hepburn has more steals (32) than he does turnovers (21).**
- In Big Ten play, Hepburn has maintained a 3.6 assist-to-turnover ratio (29 ast, 8 TOs), which includes a career high 8 assists at Michigan St.
- Hepburn is looking to become the first Badger to average at least 4.0 assists per game in a season since D'Mitrik Trice (4.2 apg) in 2019-20.
 - In fact, Hepburn is in contention to join a notable list and become just the 7th Badger since 1992-93 to average 4.0 apg in a season:

Badgers to average 4.0 assists per game (since 1992-93)

Name	APG	Season
Tracy Webster	6.4	1992-93
Tracy Webster	5.9	1993-94
Michael Finley	4.0	1994-95
Devin Harris	4.4	2003-04
Jordan Taylor	4.7	2010-11
Jordan Taylor	4.1	2011-12
Ethan Happ	4.5	2018-19
D'Mitrik Trice	4.2	2019-20
Chucky Hepburn	4.0	2023-24

- Chucky has embraced the role of closer for the Badgers, elevating his game in the second half:

Chucky Hepburn 1st Half / 2nd Half Comparison

	1st Half	2nd Half
Points Per Game	3.2	4.8
Field Goal Pct.	.333 (20-60)	.446 (29-65)
3-Pt Field Goal Pct.	.192 (5-26)	.333 (9-27)
FT-FTAs	10-14 (.714)	14-19 (.737)

- In the final 10 minutes of games, Hepburn is shooting 46.9% FG (15-32), 40.0% 3FG (4-10), 66.7% FT (8-12) with 21 assists to 3 turnovers.
- In the Fort Myers Tip-Off championship game against SMU, Hepburn scored all 10 of his points in the final 4:36 of the game.
- Defensively this season, Hepburn is averaging 1.9 steals per game (ranks 4th in the Big Ten).

SOMETHING IN STORR

Sophomore transfer **AJ Storr** has been an instant fit since arriving at Wisconsin.

- A BIG EAST All-Freshman honoree last year with St. John's, Storr is leading the Badgers averaging 15.3 points per game.
- He has scored in double figures in 15 of 17 games this season (12 straight).
- Storr has led UW in scoring in 6 games.
- Per KenPom.com's offensive rating — a formula that measures personal offensive efficiency — Storr is among the Big Ten's most used players on his team's offensive possessions:

Big Ten players used at least 28% of team's off. poss.

Player	Team	ORTg (% used)	Year
Zach Edey	Purdue	128.9 (31.3)	Sr.
Tyson Walker	Michigan St.	114.7 (28.2)	Sr.
Jahmir Young	Maryland	114.6 (30.6)	Sr.
Boo Buie	Northwestern	113.4 (28.2)	Sr.
Kanye Clary	Penn State	112.0 (28.5)	So.
AJ Storr	Wisconsin	108.8 (28.4)	So.

- Storr ranks 6th in the Big Ten shooting 84.7% from the free throw line, going 50-for-59.
- Storr scored a career-high 29 points against Chicago State on Dec. 22, surpassing his previous high of 23 points while playing at St. John's (Jan. 25, 2023 at Creighton).
 - Storr reached the 20-point mark for the 3rd time this season and 5th time in his career.
- In his Big Ten debut at Michigan State (Dec. 5), Storr scored 22 points (8-11 FG, 4-6 3FG).
- Storr became the first Badger to score in double figures in each of his first 3 games since NBA Draft lottery pick Devin Harris did so in each of his first four games (2001-02 season).
 - In his Wisconsin debut, Storr scored 15 points - the most by a non-freshman in his UW debut since at least 2000.
- Last season, Storr played in all 33 games as a true freshman for St. John's. He started the final 17 games, scoring in double figures 11 times during that stretch averaging 11.8 ppg (12.0 ppg in 15 career BIG EAST starts).

LEAVING NO DOUBT

Over the last 2 seasons, the Badgers played a total of 35 games decided by 5 points or less, going 25-10 in such games. However this season, Wisconsin has played **JUST ONE GAME** decided by fewer than 8 points.

- In Wisconsin's win at Ohio State (Jan. 10), the Badgers trailed 56-52 with 5:49 before closing the game on a 19-4 run to win by 11.
- Against Northwestern (Jan. 13), the game was tied, 63-63, with 2:51 left before UW closed the game with an 8-0 run to win by 8 points, 71-63.
- That continued a trend of finishing teams off in 2023-24. In 6 games this season, UW held a two-possession lead in the final 10 minutes and never allowed the opponent to get closer, extending the lead and going on to win by double figures.
- In UW's Big Ten championship season of 2022, the Badgers were 12-2 in close games. Last season they went 13-8 in such games, including a school-record 6 overtime games.
 - UW's 21 "close games" last year was **the most by any major conference team** since at least the 2009-10 season.
 - No other Big Ten team played more than 14 games last season decided by 5 or less.

ON THE REBOUND

Wisconsin has made dramatic strides in the rebounding department from a season ago. Last year, UW owned a -3.4 overall margin on the glass, getting out-rebounded 31.7 to 35.1. Through 17 games this season, UW is +5.7 on the glass.

- Last season, Wisconsin was out-rebounded in 24 games, including 14 of its 15 losses. This season, the Badgers have out-rebounded 12 of 17 foes, going 11-1 in such games.
- Having won 12 of its last 14 games, UW has out-rebounded its opponents, 489-391 (that includes a 143-to-95 edge in offensive reb.).
- The Badgers are grabbing more than 2 offensive boards per game than a year ago, going from 7.9 to 10.2.
 - UW ranks 106th in the NCAA with a 31.6% offensive rebound pct. Last season, the Badgers ranked 338th at 22.6%.
- Individually, **Steven Crawl** and **Tyler Wahl** are doing a lot of the heavy lifting for the Badgers, particularly on the offensive glass.
 - Crawl ranks 4th in the Big Ten this season with 2.9 offensive rebounds per game and Wahl is 12th at 2.4 offensive boards per game.
- Crawl has tallied four double-doubles with points-rebounds this season, and ranks 7th in the conference grabbing 7.8 boards per game.
- Wisconsin has also been one of the nation's best teams on the defensive glass, ranking 6th in the NCAA in defensive rebounding percentage. The Badgers are surrendering an offensive board on just 22.5% of possessions.

TAKING WHAT'S FREE

One of the staples of the Wisconsin program is getting to the free throw line and capitalizing. This season, the Badgers have been doing just that.

- UW leads the Big Ten this season (18th NCAA) in free throw percentage (271-for-352, 77.0%).
 - 77.0% FT would rank 2nd in school history.
- UW is averaging 20.7 free throw attempts per game. Compared to last season, the Badgers are attempting 6.4 more FTs per game this season (14.3 FTAs per game in 2022-23).
- Wisconsin **has nearly MADE as many free throws as its opponents have attempted.** UW has made 271 FTs, and its foes have 279 FTAs.
- Individually, two Badgers rank among the Big Ten's best in free throw percentage. **AJ Storr** ranks 6th making 50-of-59 (84.7%) free throws. **John Blackwell** ranks 9th in the B1G, making 50-of-60 attempts (83.3%) at the line.
- Wisconsin is 74-19 under head coach **Greg Gard** when attempting at least 20 free throws.
 - UW is 108-43 under Gard when making at least 70% of its free throws (10-2 this season).
- UW is 6-0 this season when attempting at least 25 free throws in a game.
- Wisconsin has been perfect at the free throw line in 2 games this season: 12-for-12 FT at Providence, 14-for-14 FT at Michigan State

EXPERIENCE GOOD FOR BUCKY

"This should be closer to the type of Wisconsin team we've come to know. Steven Crawl, Chucky Hepburn, Tyler Wahl, Connor Essegian and Max Klesmit feel like a top-five Big Ten quintet."
- Matt Norlander, CBS Sports

- UW returns all five starters from last season in **Chucky Hepburn, Connor Essegian, Max Klesmit, Tyler Wahl** and **Steven Crawl**.
- Wisconsin entered the year with 4 players within striking distance of reaching 1,000 career points:
 - **Wahl - 1,167 points in 143 games**
 - **Klesmit - 1,046 points in 100 games**
 - Crawl - 927 points in 97 games
 - Hepburn - 826 points in 85 games
- UW returns 92% of its scoring from last year, **the most among major conference teams.**
 - The Badgers also return 88.8% of rebounds (3rd most among power 5), 96.3% of as (1st), 98.1% of stls (1st) and 92.3% of blks (4th).
- When Greg Gard has a team that returns at least 3 starters, Wisconsin has averaged 21.8 wins (11.8 Big Ten) per season. UW was an NCAA tournament team 4 of the 5 instances:

Gard When Returning at Least Three Starters

Year	Overall	Conf.	Postseason
2022-23	20-15	9-11	NIT Semifinals
2020-21	18-13	10-10	NCAA 2nd Round
2019-20	21-10	14-6	Canceled (COVID)
2018-19	23-11	14-6	NCAA 1st Round
2016-17	27-10	12-6	NCAA Sweet 16
TOTAL: 109-59 (.649) 59-39 (.602)			

2023-24 BIG TEN STANDINGS

Team	Conf.	Overall
Wisconsin (#11)	5-1	13-4
Purdue (#2)	5-2	16-2
Northwestern	4-2	13-4
Illinois (#14)	3-2	12-4
Indiana	4-3	12-6
Minnesota	3-3	12-5
Iowa	3-3	11-6
Nebraska	3-4	13-5
Maryland	3-4	11-7
Penn State	3-4	9-9
Ohio State	2-4	12-5
Michigan State	2-4	10-7
Rutgers	2-4	10-7
Michigan	2-4	7-10

RECORDS THROUGH JAN. 17, 2024

AP TOP 25 (WEEK 11 - 1/15/24)

Team	Record	Points
1 UConn (39)	15-2	1542
2 Purdue (20)	15-2	1506
3 Kansas (3)	14-2	1426
4 North Carolina (1)	13-3	1407
5 Houston	14-2	1236
6 Tennessee	12-4	1147
7 Duke	13-3	1130
8 Kentucky	12-3	1123
9 Baylor	14-2	1055
10 Memphis	15-2	987
11 Wisconsin	13-3	918
12 Arizona	12-4	918
13 Auburn	14-2	905
14 Illinois	12-4	660
15 Oklahoma	13-3	633
16 Utah State	16-1	538
17 Marquette	11-5	516
18 Creighton	13-4	433
19 TCU	13-3	293
20 BYU	13-3	270
21 Dayton	13-2	261
22 Ole Miss	15-1	236
23 Florida Atlantic	13-4	221
24 Iowa State	13-3	195
25 Texas Tech	14-2	191

Others receiving votes:

Colorado St. 169, San Diego St. 153, Seton Hall 89, Alabama 60, Grand Canyon 49, Clemson 38, Boise St. 22, Nevada 22, Texas 20, Oregon 17, St. John's 15, New Mexico 14, NC State 8, Princeton 5, Gonzaga 5, Utah 3, Mississippi St. 3, South Carolina 2, Villanova 2, McNeese St. 1, James Madison 1.

QUICK FACTS

University of Wisconsin
Madison, WI 53711



Founded	1848
Enrollment	50,662
Nickname	Badgers
School Colors	Cardinal and White
Affiliation	NCAA Division I
Conference	Big Ten
Chancellor	Jennifer Mnookin
Director of Athletics	Chris McIntosh
Website	UWBadgers.com
X/Twitter	@BadgerMBB
Instagram	badgermbb
Facebook	/WisconsinMensBasketball

HEAD COACH - GREG GARD

Seasons	9th at Wisconsin / 9th overall
Overall Record	177-97 (.646)
Record at Wisconsin	Same
Big Ten Record	98-62 (.613)
NCAA Tourn. Record	6-5 (.556)
	5 Appearances

KOHL CENTER

Opened	Jan. 17, 1998
Capacity	17,287
Student Section	AreaRED
Record at Kohl Center	355-68 (.839)
Gard record at Kohl Center	104-31 (.770)

ALL-TIME RECORD

126th season of Wisconsin Basketball
Years: 1898 to present
Overall Record: 1,713-1,261-1 (.576)
NCAA Tournament Record: 40-25 (.615)
Big Ten Tournament Record: 26-22 (.542)

BIG TEN CHAMPIONSHIPS (20)

Titles: 1907, 1908, 1912, 1913, 1914, 1916, 1918, 1921, 1923, 1924, 1929, 1935, 1941, 1947, 2002, 2003, 2008, 2015, 2020, 2022

BIG TEN TOURNAMENT TITLES (3)

Titles: 2004, 2008, 2015

NCAA TOURNAMENT HISTORY

Appearances (26): 1941, 1947, 1994, 1997, 1999, 2000, 2001, 2002, 2003, 2004, 2005, 2006, 2007, 2008, 2009, 2010, 2011, 2012, 2013, 2014, 2015, 2016, 2017, 2019, 2021, 2022

National Championship: 1941

Final Four (4): 1941, 2000, 2014, 2015

Elite Eight (6): 1941, 1947, 2000, 2005, 2014, 2015

Sweet 16 (11): 1941, 2000, 2003, 2005, 2008, 2011, 2012, 2014, 2015, 2016, 2017

ROAD WARRIORS

B1G wins already this season at Michigan State and Ohio State marked the latest in a number of big road wins under head coach Greg Gard.

- In 9 seasons under Gard, Wisconsin has gone 49-45 (.521) overall on the road.
 - Those 49 road wins trail only Villanova (60), Virginia (57), Kansas (56), Arizona (51) and North Carolina (50) among major conference teams.
- Over the last three seasons, UW is 17-11 in true road games, joining UCLA (18), Miami (17) and Arizona (17) as the only major conference teams with at least 17 road wins since 2021-22.
- Wisconsin has gone 43-36 (.544) on the road in Big Ten play during the Gard era. The Badgers trail only Purdue for highest conference road win percentage over that span:

Best Win Pct. in B1G Road Games (Since 2015-16)

Team	Pct.	W-L
1. Purdue	.555	45-36
2. Wisconsin	.544	43-36
3. Michigan State	.494	39-40
4. Michigan	.474	37-41

- Gard is also 6th overall among active "major conference" coaches in road win percentage (min. 70 games) during that span.

Best Win Pct. in Conf. Road Games, Active Major Conf. Coaches, Since 2015-16 (min. 70 games)

Coach (School)	Pct.	Record
Tony Bennett (Virginia)	.641	50-28
Bill Self (Kansas)	.627	47-28
Scott Drew (Baylor)	.603	44-29
John Calipari (Kentucky)	.595	44-30
Matt Painter (Purdue)	.555	45-36
Greg Gard (Wisconsin)	.544	43-36
Dana Altman (Oregon)	.539	41-35
Greg McDermott (Creighton)	.513	40-38
Tom Izzo (Michigan State)	.500	39-39

* Through Jan. 17, 2024

- Earlier this season with a win Michigan State, Wisconsin became just the third Big Ten team to win 3 straight at the Breslin Center, joining Purdue (4 in a row from 1993-98) and Michigan (3 in a row from 1992-94).
- UW became the only visiting team to ever win 3 straight games over Tom Izzo-led Spartans at the Breslin Center (2020, 2022, 2023).

WALL-TO-'WAHL' PLAYER

"Tyler Wahl has become one of the tougher matchups in the Big Ten. He's experienced, he can play all around the court, and he can score in a variety of ways." - Andy Katz, Big Ten Network

- A two-time Big Ten champion, **Tyler Wahl** (143 games, 102 starts) has developed into one of the Big Ten's most versatile players.
- Prior to this season, Wahl was 1 of 20 players in the country named to the 2023 Julius Erving Small Forward of the Year Award watchlist.
- With UW off to a 5-1 start in Big Ten play, Wahl is averaging 12.8 points and 6.2 boards per game in conference play.

- Wahl's has scored in double figures 7 straight games, averaging 13.7 points (59.6% FG), plus 5.4 rebounds and 2.2 assists per game.
 - He's 33-45 (73.3%) on FTs during this stretch.
- Wahl ranks 3rd for UW in scoring (11.7 ppg), 2nd in rebounding (5.8 rpg), while also ranked 1st in blocks, plus 3rd in assists and steals.
- Tournament MVP of the Fort Myers Tip-Off, Wahl averaged 11.5 points and 8.0 rebounds per game in the two-game tournament.
- Versatility is key to what Wahl brings to the Badgers. Earlier this season, he became **just the 6th player in program history** with 1,000+ points, 600+ rebounds and 200+ assists.

All-Time Badgers with 1,000+ pts, 500+ reb, 200+ ast

Name (Years)	PTS	REB	AST
Alando Tucker (2002-07)	2,217	769	213
Michael Finley (1991-95)	2,147	648	371
Ethan Happ (2015-19)	2,130	1,217	423
Nigel Hayes (2013-17)	1,857	802	319
Mike Wilkinson (2001-05)	1,532	856	222
Tyler Wahl (2019-Pres.)	1,167	701	230

- In his fifth year of eligibility, Wahl's name is all over Wisconsin's all-time participation lists:
 - Wahl's 143 games ranks 6th in school history.
 - Wahl has played in 97 wins, which ties Brian Butch for the 10th-most in school history.

REGULARS OF 'THE BIG DANCE'

While Wisconsin missed the NCAA tournament last season, it's been one of the most consistent programs to make "The Big Dance" over the past two and a half decades.

- Wisconsin is 1 of 5 schools to participate in 22 of last 24 NCAA tournaments, joining Kansas, Duke, Michigan State and Gonzaga.
- Under Gard, the Badgers have appeared in 5 NCAA tournaments reaching a pair of Sweet 16s. As the 2020 Big Ten champions, the Badgers also would have participated in the canceled 2020 Big Dance.

NCAA Tournament Appearances (last 24 championships, since 1999)

Team	Appearances
Kansas.....	24
Michigan State.....	24
Gonzaga.....	24
Duke.....	23
Wisconsin.....	22
Kentucky and Texas ...	21

- That stretch includes a run of 19 consecutive NCAA tournament appearances for Wisconsin (1999-2017), which ranks as the 6th-longest streak in NCAA history.
- The only such streaks longer than Wisconsin are Kansas (33, active), North Carolina (27, 1975-01), Duke (24, 1996-19), Michigan State (25, active), Gonzaga (24, active).
- The Badgers are 40-25 (.615) all-time in the NCAA tournament, advancing to 4 Final Fours and winning the 1941 NCAA title.

BIG THINGS FROM 'BIG STEVE'

The development of **Steven Crawl** has seen an upward trajectory during his career at Wisconsin. The junior big man averaged 0.7 points per game as a freshman, 8.8 ppg as a sophomore, and starred last year averaging 12.1 ppg and 6.9 rpg.

- This season, Crawl is a leading contributor for UW, ranking 2nd in scoring (12.0 ppg), 1st in rebounds (7.8 rpg) and 2nd in assists (2.3 apg).

Crawl's Year-Over-Year Comparison

	2021-22	2022-23	2023-24
PPG	8.8	12.1	12.0
FG Pct.	.496	.510	.586
2-Pt FG Pct.	.595	.582	.595
3 FG Pct.	.317	.307	.545
Reb. Per Game	4.4	6.9	7.8
O-Reb.Per Game	1.5	1.5	2.9
Assists Per Game	1.5	2.5	2.3

- Crawl's offensive efficiency and shot selection have been impressive. Per KenPom.com, Crawl **ranked 2nd in the Big Ten with an effective field goal percentage of 63.2%**.
 - Effective field goal percent (eFG%) differs from conventional FG% by taking into account the extra value of a made 3-pointer.
- Crawl has been selective and effective from beyond the arc, making 12-of-22 (.545) from 3.
- Crawl is a big reason why Wisconsin has won 12 of its last 14, averaging 12.6 points and 8.1 boards (3.9 o-reb) per game during that stretch.
 - He's shooting 60.9% FG, including 11-for-19 3FG.
- This year especially, Crawl has been attacking the glass and rebounded with regularity. He ranks 7th in the Big Ten grabbing 7.8 boards/game.
 - Crawl ranks 4th in the Big Ten in offensive rebounds (2.8 offensive rebounds/game).
 - 4+ offensive rebounds in 8 of 17 games.
- A skilled passer at his size, last season Crawl became Wisconsin's first 7-footer to average 2.5+ assists per game since National Player of the Year Frank Kaminsky (2.6 apg) in 2015.
- Crawl has recorded 4 double-doubles this season and has a total of 8 in his career.
 - Most recent: 17 pts, 11 reb at Penn State (1/16)
- Double-figure scoring 11 of 17 games this year.
 - UW is 33-10 when Crawl scores double figures.
- Crawl has led UW in scoring in 3 games this season. The Badgers are 3-0 in those games.
 - UW is 13-1 when Crawl is team's leading scorer.

JOHN 'JB' BLACKWELL

True freshman **John Blackwell** has earned himself early minutes in a veteran-laden rotation for UW.

- A 2x Big Ten Freshman of the Week honoree, Blackwell is the first Badger to be recognized multiple times since Brad Davison (2017-18).
- The Bloomfield Hills, Mich. native is averaging 8.9 ppg with double figures in 9 of 17 games.
 - Blackwell has led UW in scoring in 2 games.
- Blackwell ranks 4th among Big Ten freshmen in scoring so far this season:

Big Ten Freshmen Scoring Leaders (through Jan. 17)

Name	Team	PPG
1. Owen Freeman	Iowa	11.1
2. Cam Christie	Minnesota	10.5
3. Mackenzie Mgbako	Indiana	10.4
4. John Blackwell	Wisconsin	8.9
5. DeShawn Harris-Smith	Maryland	7.2

- Blackwell leads the Big Ten and ranks 2nd in the nation in scoring among major conference freshmen with 0 starts:

Highest scoring avg. "major conf." freshmen with 0 starts

Name	Team	PPG
1. Josh Hubbard	Mississippi State	14.4
2. John Blackwell	Wisconsin	8.9
3. Alex Condon	Florida	8.2
4. Jizzle James	Cincinnati	7.6

- Blackwell is looking to become just the sixth Badger over the last 25 years (since 1998) to average double figures in a freshman season:

Most Points Wisconsin Freshman (Since 1998)

Name	PPG	Season
1. Ethan Happ	12.4	2015-16
2. Devin Harris	12.3	2001-02
3. Brad Davison	12.1	2017-18
4. Alando Tucker	12.0	2002-03
5. Connor Essegian	11.7	2022-23

- Getting to the free throw line with regularity, Blackwell is 50-for-60 (.833) at the stripe this season, which ranked 8th in the Big Ten.
- Blackwell is also effective on the glass, ranked 3rd for UW grabbing 3.5 rebounds per game.
- Blackwell played a big role in UW winning the 2023 Fort Myers Tip-Off, averaging 10.0 ppg and 6.5 rpg in the two-game tournament.

BADGERS SIGN TWO IN 2024

Wisconsin men's basketball head coach Greg Gard announced that high school seniors Daniel Freitag and Jack Robison have each signed a national letter of intent to attend the University of Wisconsin.

"We're excited to welcome both Daniel and Jack to our Wisconsin basketball family," Gard said. "Both are standout student-athletes who embody what our program is about. They identified early in the process that Wisconsin was where they wanted to be, and they never wavered. Each of them will be an excellent fit for our program, and we look forward to helping them achieve their goals at Wisconsin."

DANIEL FREITAG | 4* | GUARD | MINN.

Daniel Freitag (pronounced FREE-tag) is a four-star prospect from Bloomington, Minnesota, ranked as the ninth-best point guard in the nation for the 2024 class, according to 247Sports. The 6-foot-3 guard is UW's highest-ranked point guard prospect in school history. Freitag averaged 28.8 points, 9.9 rebounds and 4.1 assists per game as a junior at Jefferson High School. He was named the Metro West Conference Player of the Year, while earning all-conference honors. He became Jefferson's all-time leading scorer in just three years.

A standout two-sport athlete, Freitag was also rated as the top football player in Minnesota as a junior. The playmaking four-star wide receiver and safety caught 37 passes for 501 yards and five touchdowns his junior season, while adding 505 yards rushing with five more touchdowns. Freitag earned all-district honors and was named the Metro West conference player of the year.

JACK ROBISON | 3* | WING | MINN.

Jack Robison (pronounced ROB-ih-son) is a three-star wing from Lakeville, Minnesota. The fourth player from Lakeville North High School to commit to play for Wisconsin and Coach Gard, he follows in the path of a growing line that includes current Badgers Tyler Wahl and Nolan Winter (teammate of Robison at Lakeville North), and former UW forward Nate Reuvers. As a junior at Lakeville North, Robison earned all-conference honors averaging 16 points, six rebounds and four assists per game to help lead his team to third in state. His sophomore season, Robison averaged 16.8 points per game. A versatile player at 6-foot-6, Robison is known for his shooting ability, but is also a skilled athlete that utilizes his length to makes plays on both ends of the floor. His multi-dimensional skill set allows him to play shooting guard, small forward, and in some instances a stretch forward.

WISCONSIN BASKETBALL RECORD BOOK WATCH

INDIVIDUAL CAREER

POINTS			
25.	1,223	Kammron Taylor	2004-07
26.	1,215	Joe Franklin	1966-68
27.	1,200	Dale Koehler	1973-76
28.	1,180	Dick Cable	1952-55
29.	1,171	Joe Chnelich	1977-80
30.	1,170	Jason Bohannon	2007-10
31.	1,169	Don Rehfeldt	1945-50
32.	1,167	Tyler Wahl	2020-Present
33.	1,165	Leon Howard	1971-73
34.	1,156	Scott Roth	1982-85
35.	1,148	Ben Brust	2011-14
36.	1,147	James Johnson	1967-69
37.	1,115	Brian Butch	2005-08
38.	1,114	Marcus Landry	2006-09
39.	1,084	Ken Siebel	1961-63
40.	1,078	Nate Reuvers	2017-21
41.	1,077	Tim Locum	1988-91
42.	1,075	Josh Gasser	2011-15
43.	1,066	Larry Petty	1978-81
	1,066	Mark Vershaw	1998-01
45.	1,064	Chuck Nagle	1967-69
46.	1,057	Sean Daugherty	1995-98
47.	1,021	J.J. Weber	1984-87
48.	1,015	Willie Simms	1988-91
--	927	Steven Crowl	2021-Present
--	826	Chucky Hepburn	2022-Present

FIELD GOAL PERCENTAGE			
1.	.573	Patrick Tompkins (306-534)	1988-91
2.	.557	Andy Kowske (359-645)	1998-01
3.	.554	Rashard Griffith (294-531)	1994-95
4.	.545	Willie Simms (391-717)	1988-91
5.	.544	Ethan Happ (880-1618)	2016-19
6.	.535	Danny Jones (723-1351)	1987-90
7.	.527	J.J. Weber (405-768)	1984-87
8.	.522	Frank Kaminsky (529-1013)	2012-15
9.	.520	Steven Crowl (369-710)	2021-Present
10.	.512	Joe Chnelich (465-908)	1977-80
12.	.494	Sam Dekker (499-1011)	2013-15

3-POINT FIELD GOALS			
10.	187	Devin Harris	2002-04
11.	180	Jordan Taylor	2009-12
12.	175	Trévon Hughes	2007-10
13.	167	Tracy Webster	1992-94
14.	166	Sean Mason	1995-99
15.	163	Kammron Taylor	2004-07
16.	162	Andy Kilbride	1992-95
17.	157	Josh Gasser	2011-15
18.	142	Sam Dekker	2013-15
19.	140	Brevin Pritzl	2016-20
20.	121	Chucky Hepburn	2022-Present

REBOUNDS			
1.	1,217	Ethan Happ	2016-19
2.	904	Claude Gregory	1978-81
3.	858	Joe Franklin	1966-68
4.	856	Mike Wilkinson	2002-05
5.	841	Joe Chnelich	1977-80
6.	806	Kim Hughes	1972-74
7.	802	Nigel Hayes	2014-17
8.	769	Alando Tucker	2003-07
9.	756	Joe Krabbenhoft	2006-09
10.	718	Larry Petty	1978-81
11.	703	Tyler Wahl	2020-Present
12.	680	Dale Koehler	1973-76
13.	679	Ryan Evans	2010-13
14.	667	Brian Butch	2005-08
15.	666	Frank Kaminsky	2012-15

OFFENSIVE REBOUNDS			
1.	360	Ethan Happ	2016-19
2.	314	Alando Tucker	2003-07
3.	311	Mike Wilkinson	2002-05
4.	270	Nigel Hayes	2014-17
5.	240	Andy Kowske	1998-01
6.	231	Joe Krabbenhoft	2006-09
7.	227	Sean Daugherty	1995-98
8.	222	Brian Butch	2005-08
9.	209	Tyler Wahl	2020-Present
10.	205	Ethan Happ	2016-17
	205	Michael Finley	1992-95

ASSIST-TO-TURNOVER RATIO			
1.	3.01 (464-154)	Jordan Taylor	2009-12
2.	2.57 (344-134)	Mike Kelley	1998-01
3.	2.25 (284-126)	Josh Gasser	2011-15
4.	2.18 (244-112)	Chucky Hepburn	2022-Pres.
5.	2.11 (430-204)	D'Mitrik Trice	2017-21
6.	2.08 (250-120)	Travon Davis	1999-02
7.	2.03 (388-191)	Mike Heineman	1984-87
8.	1.95 (343-176)	Brad Davison	2018-22
9.	1.92 (296-154)	Bronson Koenig	2014-17
10.	1.90 (501-263)	Tracy Webster	1992-94

STEALS			
1.	275	Mike Kelley	1998-01
2.	217	Ethan Happ	2016-19
3.	183	Tracy Webster	1992-94
4.	177	Trévon Hughes	2007-10
5.	171	Michael Flowers	2005-08
6.	169	Mike Wilkinson	2002-05
7.	168	Michael Finley	1992-95
8.	164	Devin Harris	2002-04
9.	160	Brad Davison	2018-22
10.	151	Trent Jackson	1986-89
11.	140	Tyler Wahl	2020-Present
12.	133	Hennssy Auriantal	1996-99
	133	Nigel Hayes	2014-17
14.	131	Claude Gregory	1978-81
15.	121	Chucky Hepburn	2022-Present
16.	113	Wes Matthews	1978-80
17.	111	Ty Calderwood	1997-99

BLOCKS			
10.	96	Greg Stiemsma	2005-08
11.	95	J.J. Weber	1984-87
12.	92	Louis Ely	1991-93
13.	86	Andy Kowske	1998-01
14.	85	Jon Leuer	2008-11
15.	83	Ryan Evans	2010-13
	83	Khalil Iverson	2016-19
17.	78	Michael Finley	1992-95
18.	77	Keaton Nankivil	2008-11
19.	76	Brian Butch	2005-08
20.	75	Tyler Wahl	2020-Present
21.	71	Sam Okey	1996-98

WINS (PLAYED IN)			
1.	117	Josh Gasser	2011-15
2.	115	Nigel Hayes	2014-17
3.	114	Frank Kaminsky	2012-15
	114	Bronson Koenig	2014-17
5.	101*	Brad Davison	2018-22
6.	100	Joe Krabbenhoft	2006-09
7.	99	Alando Tucker	2003-07
	99	Trévon Hughes	2007-10
9.	98	Ryan Evans	2010-13
10.	97	Brian Butch	2005-08
	97	Tyler Wahl	2020-Present

GAMES STARTED			
1.	157	Brad Davison	2018-22
2.	144	Josh Gasser	2011-15
3.	139	Ethan Happ	2016-19
4.	126	Alando Tucker	2003-07
5.	116	Mike Kelley	1998-01
6.	112	Rick Olson	1983-86
	112	Michael Finley	1992-95
	112	Nigel Hayes	2014-17
9.	109	Andy Kowske	1998-01
	109	Danny Jones	1987-90
--	102	Tyler Wahl	2020-Present

GAMES PLAYED			
1.	161	Brad Davison	2017-present
2.	150	Nigel Hayes	2014-17
3.	148	Josh Gasser	2011-15
	148	Bronson Koenig	2014-17
5.	144	Frank Kaminsky	2012-15
6.	143	D'Mitrik Trice	2018-21
	143	Tyler Wahl	2020-Present
8.	139	Ethan Happ	2016-19

MINUTES PLAYED			
10.	3,950	Jordan Taylor	2009-12
11.	3,945	Michael Finley	1992-95
12.	3,759	Jason Bohannon	2007-10
13.	3,712	Mike Kelley	1998-01
14.	3,695	Tyler Wahl	2020-Present
15.	3,623	Danny Jones	1987-90
16.	3,466	Mark Vershaw	1998-01

COACHING WINS, OVERALL			
1.	364-130 (.737)	Bo Ryan (2002-15)	
2.	265-267 (.498)	Harold Foster (1935-59)	
3.	246-99 (.712)	Walter Meanwell (1912-17, '21-34)	
4.	177-97 (.646)	Greg Gard (2016-present)	
5.	128-165 (.437)	Steve Yoder (1983-92)	
6.	100-114 (.467)	John Erickson (1960-68)	
7.	94-68 (.580)	Dick Bennett (1996-00)	

COACHING WINS, BIG TEN			
1.	172-68 (.717)	Bo Ryan (2002-15)	
2.	158-80 (.660)	Walter Meanwell (1912-17, '21-34)	
3.	143-182 (.440)	Harold Foster (1935-59)	
4.	98-62 (.613)	Greg Gard (2016-present)	
5.	52-74 (.413)	John Erickson (1960-68)	

BIG TEN RECORDS – CAREER

BIG TEN WINS			
20.	120-72 (.625)	Johnny Orr, MICH	1969-80
21.	103-100 (.507)	L.J. Cooke, MINN	1897-24
22.	103-116 (.470)	Dave MacMillan, MINN	1928-42, '46-48
23.	98-62 (.613)	Greg Gard, WIS	2016-present
	98-64 (.605)	Bill Frieder, MICH	1981-89
25.	96-72 (.571)	Everett Dean, IND	1925-38
	96-84 (.533)	Eldon Miller, OSU	1977-86

BIG TEN WIN PERCENTAGE			
1.	172-68 (.717)	Bo Ryan, WIS	2002-Present
2.	353-151 (.700)	Bob Knight, IND	1972-2000
3.	228-105 (.685)	Ward Lambert, PUR 1917, '19-45	
4.	334-164 (.671)	Tom Izzo, MSU	1995-Present
5.	158-80 (.660)	Walter Meanwell, WIS 1912-17, '21-34	
6.	150-78 (.658)	Thad Matta, OSU	2005-17
7.	210-116 (.644)	Branch McCracken, IND	1939-43, '47-65
8.	213-122 (.636)	Matt Painter, PUR	2005-Present
9.	174-104 (.626)	Harry Combes, ILL	1948-67
10.	120-72 (.625)	Johnny Orr, MICH	1969-80
11.	98-62 (.613)	Greg Gard, WIS	2016-present
12.	265-169 (.611)	Gene Keady, PUR	1981-2005
13.	158-102 (.608)	Fred Taylor, OSU	1959-76

BIG KOHL CENTER WINS

Most memorable home wins since opening in 1998:

Jan. 17, 1998 - UW 56, Northwestern 33

First-ever game in the Kohl Center

Dec. 1, 2001 - UW 70, UW-Green Bay 57

Bo Ryan's first victory at the Kohl Center

Dec. 22, 2001 - UW 86, #14 MU 63

Kirk Penney scores 33 points in UW's first win over a ranked team under Bo Ryan

Jan. 5, 2002 - UW 72, #7 Illinois 66

Ryan's first win over a top-10 team at UW

Feb. 27, 2002 - UW 74, Michigan 54

UW clinches share of first Big Ten title since '47

Dec. 7, 2002 - UW 91, UNLV 74

UW begins school-record 38-game home win streak - Alando Tucker 24 points, 18 rebounds

March 5, 2003 - UW 60, #14 Illinois 59

Devin Harris makes 1-of-2 FTs with 0.4 seconds left to clinch outright Big Ten title

Dec. 23, 2004 - UW 85, UNC Green. 53

UW wins school-record 34th-straight home game

Jan. 16, 2005 - UW 62, #15 Mich. St. 59

Wisconsin overcomes 8-point deficit with 1:58 remaining to win its 38th-straight home game

March 1, 2005 - UW 62, Indiana 60

Alando Tucker scores putback as time expires

Feb. 15, 2006 - UW 78, #12 Ohio St. 73

UW overcomes a nine-point halftime deficit to beat No. 12 Ohio State

Dec. 16, 2006 - UW 89, #2 Pitt 75

Alando Tucker and Brian Butch combine for 59 pts

Jan. 9, 2007 - UW 72, #5 Ohio St. 69

Badgers win the first matchup in school history of top-five teams

March 3, 2007 - UW 52, Michigan St. 50

Kamron Taylor wins it on 3FG with 3.9 seconds left

Dec. 2, 2009 - UW 73, #6 Duke 69

Trevon Hughes scores 26 as UW's win clinches Big Ten's first Big Ten/ACC title

Jan. 9, 2010 - UW 73, #4 Purdue 66

Jordan Taylor (23) and Jason Bohannon (20) help end Purdue's undefeated season

Feb. 2, 2010 - UW 67, #5 Michigan State 49

Badgers end MSU's 9-0 Big Ten start

Feb. 12, 2011 - UW 71, #1 Ohio State 67

Stopped OSU's 24-0 start and UW's first win over AP No. 1 since 1962

Feb. 9, 2013 - UW 65, #2 Michigan 62 (OT)

Ben Brust's half-court buzzer-beater sends game to overtime where UW wins

Nov. 19, 2013 - UW 103, North Dakota 85

UW's first 100-point game since '95, Frank Kaminsky scores UW record 43 points

Feb. 9, 2014 - UW 60, #8 Michigan State 58

Treavon Jackson hits game-winning jumper with 2.1 seconds left in Bo Ryan's 150th Big Ten win

March 1, 2015 - #6 UW 68, Michigan State 61

UW claims Big Ten title as Frank Kaminsky scores 31

Dec. 23, 2015 - UW 84, Green Bay 79

Greg Gard's first win as interim head coach

Jan. 17, 2016 - UW 77, #4 Michigan State 76

Gard's first ranked win, Koenig/Hayes total 52 pts

Feb. 15, 2018 - UW 57, #6 Purdue 53

Ethan Happ tallies 21 pts and 12 reb as Badgers raise Frank Kaminsky's No. 44 into rafters

Jan. 19, 2019 - UW 64, #2 Michigan 54

UW knocks off 17-0 Michigan behind 26 points, 10 rebounds and 7 assists from Ethan Happ

Feb. 1, 2020 - UW 64, #14 Michigan State 63

UW wins first game over MSU since 2016

Dec. 19, 2020 - UW 85, #23 Louisville 48

UW's largest-ever win over a top-25 team

March 1, 2022 - #10 UW 70, #8 Purdue 67

Chucky Hepburn's 3FG with 1.5 seconds left clinches Big Ten regular season championship

Dec. 2, 2023 - UW 75, #3 Marquette 64

Max Klesmit scores 21 points (five 3s), all in the first half



THE KOHL CENTER

The 2023-24 season marks the 26th year of Wisconsin men's basketball at the Kohl Center, which officially opened on Jan. 17, 1998. The Kohl Center was completed for a cost of \$76.4 million and has turned into one of the greatest home court advantages in all of college basketball.

- Wisconsin is 355-68 (.839) all-time at the Kohl Center, the 11th-best win % of any active NCAA Division I venue.
- UW is 178-52 (.774) vs. the Big Ten at the Kohl Center.
- Wisconsin has a strong track record in matchups played at the Kohl Center against unranked non-conference opponents, posting a 45-3 record under head coach Greg Gard in those contests.
- Excluding the 2020-21 season in which fans were not allowed to attend, Wisconsin has led the Big Ten in attendance in 5 of the last 6 seasons and 15 of the last 20 years. UW has finished among the nation's top 7 in attendance 21 of the last 22 years.

NCAA'S TOUGHEST VENUES

Since the Kohl Center opened in 1998, Wisconsin has been nearly unbeatable on its home floor. In fact, among active venues, Wisconsin owns one of the nation's top home records.

Team	Record	Pct.
1. Gonzaga (McCarthy Center)	274-17	.942
2. Kentucky (Rupp Arena)	654-82	.889
3. Kansas (Allen Fieldhouse)	853-117	.879
Belmont (Curb Events Center)	239-33	.879
5. Michigan State (Breslin Center)	466-72	.866
6. UCLA (Pauley Pavilion)	798-129	.861
7. Duke (Cameron Indoor Stadium)	954-172	.847
UConn (Gampel Pavilion)	233-42	.847
9. North Carolina (Dean E. Smith Center)	469-86	.845
10. Arizona (McKale Center)	644-120	.843
11. Wisconsin (Kohl Center)	354-68	.839
12. Purdue (Mackey Arena)	698-147	.826
13. Indiana (Assembly Hall)	619-133	.823
14. Virginia (John Paul Jones Arena)	240-54	.816
15. BYU (Marriott Center)	620-149	.806

(records through games played Jan. 7, 2024)

QUICK FACTS

- **Opened:** Jan. 17, 1998
- **Original cost:** \$76.4 Million
- **Student Section:** AreaRED
- **Building:** Named for U.S. Sen. Herb Kohl (D-Wisconsin), a 1956 graduate of UW-Madison, who donated \$25 million to the project.
- **Court:** Named for All-Big Ten player Albert "Ab" Nicholas (1950-52) and his wife, Nancy, who pledged \$10 million toward the original project.
- **All-Time record:** 355-68 (.839)
- **Big Ten record:** 178-52 (.774)
- **Record vs. Top-25:** 56-30 (.651)
- **Record under Gard:** 104-31 (.770)

17,071

The third-largest arena in the Big Ten Conference, the Kohl Center seats 17,071 for men's basketball. That includes the second-largest student section in the Big Ten of around 2,300.

26

UW is currently enjoying its 26th season of men's basketball at the Kohl Center, which opened in 1998.

6

Wisconsin has won 6 Big Ten regular season championships during the Kohl Center era, winning in 2002, 2003, 2008, 2015, 2020 and 2022.

3

Three retired jerseys hang in the Kohl Center rafters: #8 Ab Nicholas (1950-52), #24 Michael Finley (1992-95) and #44 Frank Kaminsky (2012-15).

HEAD COACH GREG GARD

■ TWO-TIME BIG TEN COACH OF THE YEAR

A coaching veteran of more than 30 years, Greg Gard finished his eighth season leading the Wisconsin men's basketball program in 2022-23 and has proven himself to be one of the best head coaches in the Big Ten. A finalist for Naismith National Coach of the Year, Gard guided the Badgers to the 2022 Big Ten regular season championship, marking the team's second title in the last three seasons, earning Big Ten Coach of the Year honors in both 2020 and 2022.

Wisconsin's incredible postseason success hasn't wavered on Gard's watch either, qualifying for the NCAA tournament in six of his eight seasons (Big Ten automatic qualifier status in canceled 2020 Big Dance, due to COVID pandemic). Most recently in 2021-22, Gard led the Badgers to a No. 3 seed in the NCAA tournament and a first-round win over Colgate, advancing UW to the second round of the NCAA tournament for the sixth time in its last seven trips to The Big Dance.

In his first eight seasons as head coach, Gard posted a record of 164-93 (.638), owning the third-highest win percentage in school history, behind only Hall of Famers Bo Ryan (.737) and Walter Meanwell (.712). Gard has guided the Badgers to a conference record of 93-61, and his .604 conference win percentage is the eighth-best among Big Ten coaches of the last 40 years (since 1980).

Gard is coming off of arguably his most impressive coaching job in 2021-22. Picked to finish preseason 10th in the Big Ten, UW went 25-8 overall and 15-5 in league play, claiming a share of the Big Ten regular season title for the second time in the past three seasons. Gard was named Big Ten Coach of the Year for the second time in his career. Sophomore guard Johnny Davis garnered consensus first-team All-

America honors and won Lute Olson National Player of the Year, the Jerry West Award and Big Ten Player of the Year.

Gard's leadership during the 2019-20 season is among his best. After opening 5-5 in the Big Ten, Wisconsin won nine of its last 10 games, including its final eight games of the season to win a share of the 2020 conference championship and claim the No. 1 seed for the later canceled Big Ten tournament.

In his inaugural season as head coach, Gard led the Badgers to the 2016 NCAA Tournament Sweet 16, becoming just the second-ever first-year coach to win the Jim Phelan National Coach of the Year award. He followed that up by leading UW to the fifth-highest single-season win total in school history (27-10) and making a second-consecutive visit to the Sweet 16.

Gard's Badgers followed that up with a 12-6 conference campaign in 2017, finishing second in the Big Ten. UW capped off its 27-win season by knocking off the nation's No. 1 team Villanova, 65-62, to advance to the Sweet 16.

Long considered one of the top assistant coaches in the game, Gard served as an assistant at Wisconsin for 14-plus seasons. During that time he helped guide the Badgers to back-to-back Final Fours in 2014 and 2015, and in 2015 UW reached its first national championship game since 1941.

Prior to coming to Wisconsin in 2001, Gard spent two seasons as Bo Ryan's assistant at UW-Milwaukee (2000-01) and six seasons as an assistant to Ryan at UW-Platteville (1993-99). During Gard's years on the Pioneer staff, UW-Platteville went 161-13 (.925) and won three NCAA Division III national titles.

Gard and his wife, Michelle, have two daughters, Mackenzie and Peyton and their son, Isaac, is a freshman on the Badgers men's basketball team.



THE GARD FILE

■ Career Record (9th Season): 177-97 (.646)

- Record at Wisconsin (9th Season): Same
- Big Ten Record (9th Season): 98-62 (.613)
- NCAA Tournament Appearances/Record: 5 / 6-5
- Hometown: Cobb, Wis.
- Alma Mater: UW-Platteville, 1995 (Physical & Health Ed)
- Master's Degree: UW-Platteville, 2007 (Counselor Ed)
- Family: Wife Michelle; Children Mackenzie, Isaac, Peyton

COACHING EXPERIENCE

Position	School	Years
Assistant Coach	Southwestern (Wis.) HS	1990-93
Assistant Coach	Platteville (Wis.) HS	1993-94
Assistant Coach	UW-Platteville	1993-99
Assistant Coach	UW-Milwaukee	1999-01
Assoc. Head Coach	Wisconsin	2001-15
Head Coach	Wisconsin	2015-Present

CAREER HIGHLIGHTS

Date	Highlight
Dec. 15, 2015	Assumed role of interim head coach upon the retirement of Bo Ryan
Dec. 23, 2015	First career win, 84-79, vs. Green Bay
Jan. 2, 2016	First Big Ten win, 79-57, vs. Rutgers
Jan. 17, 2016	First ranked win, 77-76, vs. #4 MSU
Feb. 13, 2016	First road win over ranked team, 70-57, at #2 Maryland
March 7, 2016	Officially named UW head coach
March 18, 2016	First NCAA tournament win, 47-43, vs. 10th-seeded Pittsburgh
April 4, 2016	Jim Phelan National Coach of the Year
March 18, 2017	UW knocks off No. 1 overall seeded Villanova in NCAA second round
Feb. 15, 2018	UW tallied sixth top-10 win in 3 seasons under Gard (#6 PUR, 57-53)
Jan. 19, 2019	UW earned 4th win vs. top-5 team under Gard (#2 MICH, 64-54)
Jan. 3, 2020	UW won at #5 Ohio State, 61-47
March 7, 2020	Led UW to Big Ten title (60-56 W at IND)
March 9, 2020	Named 2020 Big Ten Coach of the Year
Dec. 25, 2020	UW wins at MSU first time since 2004
Nov. 24, 2021	UW wins first Maui Invitational tournament title in school history
Jan. 3, 2022	UW wins at #3 Purdue, 74-69
March 1, 2022	Led UW to Big Ten title with 70-67 home win over #8 Purdue
March 8, 2022	2022 Big Ten Coach of the Year

Year	School	Record	Pct.	Conf.	Record	Place	Postseason
2015-16	Wisconsin	15-8	.652	Big Ten	12-6	T-3rd	NCAA Sweet 16
2016-17	Wisconsin	27-10	.730	Big Ten	12-6	T-2nd	NCAA Sweet 16
2017-18	Wisconsin	15-18	.455	Big Ten	7-11	9th	--
2018-19	Wisconsin	23-11	.676	Big Ten	14-6	4th	NCAA First Round
2019-20	Wisconsin	21-10	.677	Big Ten	14-6	T-1st	Postseason Cancelled
2020-21	Wisconsin	18-12	.600	Big Ten	10-10	--	NCAA 2nd Round
2021-22	Wisconsin	25-8	.758	Big Ten	15-5	T-1st	NCAA 2nd Round
2022-23	Wisconsin	20-15	.588	Big Ten	9-11	12th	NIT Semifinals
2023-24	Wisconsin	13-4	.765	Big Ten	5-1	--	--
Totals (9 seasons)		177-97	(.646)		98-62	(.613)	5 NCAA appearances

GARD vs. DIVISION I TEAMS

Team	Home	Away	Neut.	Total	Team	Home	Away	Neut.	Total
Arizona	0-0	0-1	0-0	0-1	Nicholls	1-0	0-0	0-0	1-0
Arkansas-Pine Bluff	1-0	0-0	0-0	1-0	North Carolina	0-0	0-0	1-1	1-1
Arkansas State	1-0	0-0	0-0	1-0	North Carolina State	1-0	0-1	0-0	1-1
Baylor	0-0	0-0	0-2	0-2	North Texas	0-0	0-0	0-1	0-1
Bradley	1-0	0-0	0-0	1-0	Northwestern	4-3	4-2	1-0	8-5
Central Arkansas	1-0	0-0	0-0	1-0	Notre Dame	0-0	0-0	0-1	0-1
Chicago State	3-0	0-0	0-0	3-0	Ohio State	4-2	4-2	0-1	8-5
Colgate	0-0	0-0	1-0	1-0	Oklahoma	1-0	0-0	1-0	2-0
Coppin State	1-0	0-0	0-0	1-0	Oregon	0-0	1-0	0-1	1-1
Creighton	0-0	0-1	0-0	0-1	Penn State	5-0	5-2	1-0	11-2
Dayton	0-0	0-0	1-0	1-0	Pittsburgh	0-0	0-0	1-0	1-0
Eastern Illinois	2-0	0-0	0-0	2-0	Prairie View A&M	1-0	0-0	0-0	1-0
Florida	0-0	0-0	0-1	0-1	Providence	0-1	0-1	0-0	0-2
Florida A&M	1-0	0-0	0-0	1-0	Purdue	3-3	1-5	0-0	4-8
Georgetown	0-0	0-0	1-0	1-0	Rhode Island	1-0	0-0	0-0	1-0
Georgia Tech	0-0	1-0	0-0	1-0	Rider	1-0	0-0	0-0	1-0
Grambling State	1-0	0-0	0-0	1-0	Richmond	0-0	0-0	0-1	0-1
Green Bay	7-0	0-0	0-0	7-0	Robert Morris	1-0	0-0	0-0	1-0
Houston	0-0	0-0	1-0	1-0	Rutgers	4-2	1-2	1-0	6-4
Houston Baptist	1-0	0-0	0-0	1-0	St. Francis Brooklyn	1-0	0-0	0-0	1-0
Idaho State	1-0	0-0	0-0	1-0	Saint Mary's	0-0	0-0	1-1	1-1
Illinois	3-3	4-3	0-0	7-6	Savannah State	1-0	0-0	0-0	1-0
Illinois State	1-0	0-0	0-0	1-0	SMU	0-0	0-0	1-0	1-0
Indiana	6-0	3-3	1-0	10-3	South Carolina State	1-0	0-0	0-0	1-0
Iowa	4-2	3-3	0-1	7-6	South Dakota	1-0	0-0	0-0	1-0
Iowa State	0-0	0-0	0-1	0-1	Stanford	0-0	0-0	2-0	2-0
Jacksonville State	1-0	0-0	0-0	1-0	Syracuse	1-0	0-0	0-0	1-0
Kansas	0-0	0-0	0-1	0-1	Temple	0-0	0-1	0-0	0-1
Lehigh	1-0	0-0	0-0	1-0	Tennessee	0-1	1-0	1-0	2-1
Liberty	1-0	0-0	0-0	1-0	Texas A&M	0-0	0-0	1-0	1-0
Louisville	1-0	0-0	0-0	1-0	UCLA	0-0	0-0	0-1	0-1
Loyola	1-0	0-0	0-0	1-0	USC	0-0	0-0	1-0	1-0
Marquette	4-1	1-2	0-0	5-3	Villanova	0-0	0-0	1-0	1-0
Maryland	4-2	3-3	1-0	8-5	Virginia	0-0	0-1	0-1	0-2
UMass Lowell	1-0	0-0	0-0	1-0	Virginia Tech	0-0	0-0	1-0	1-0
McNeese State	1-0	0-0	0-0	1-0	Wake Forest	0-1	0-0	0-0	0-1
Michigan	5-2	1-4	0-1	6-7	Western Illinois	1-0	0-0	0-0	1-0
Michigan State	2-4	3-4	0-3	5-11	Western Kentucky	1-0	0-1	0-0	1-1
Milwaukee	2-0	0-0	0-0	2-0	Western Michigan	1-0	0-0	0-0	1-0
Minnesota	6-1	5-1	0-0	11-2	Xavier	0-1	1-0	1-0	2-1
Nebraska	4-2	5-2	1-1	10-5	Yale	1-0	0-0	0-0	1-0
New Mexico	0-0	0-0	0-1	0-1					
					Total	104-31	49-45	24-21	177-97

2 | AJ STORR

Sophomore | Guard | 6-7 | 205
Rockford, Ill. | IMG Academy (FL)



X/Twitter: @storr_aj | Instagram: @theajstorr_

GET TO KNOW AJ

All-BIG EAST freshman selection AJ Storr begins his first season with Wisconsin after transferring from St. John's, where he became a key contributor in his first season with the Red Storm. The Rockford, Illinois, native played in all 33 games last season, averaging 8.8 points per game while shooting 40.4 percent (38-for-94) from 3-point range (led all BIG EAST freshmen). Storr started the final 17 games of the season, averaging 11.8 points per game and scoring in double figures 11 times during that stretch. He elevated his play in BIG EAST action by averaging 10.5 points in 20 league contests (12.0 ppg in 15 career BIG EAST starts).

HONORS

- 2023 BIG EAST All-Freshman Team

INDIVIDUAL BENCHMARKS

	SEASON	CAREER
GP/GS	17/17	50/34
10+ POINTS:	15	29
20+ POINTS:	4	6
3+ 3-PTERS MADE:	3	8
5+ REBOUNDS:	7	10
LED TEAM IN PTS:	6	11
LED TEAM IN 3FG:	5	14

MISCELLANEOUS STATISTICS

- Last 20+ pt game: 29 vs. Chicago State (12/22/23)
- Last 30+ pt game: --
- Last 10+ reb game: --
- Last double-double: --

TOP PERFORMANCES

- **vs Chicago State (12/22/23):** Scored a career high 29 points (11-18 FG, 3-5 3FG, 4-6 FT).
- **at Michigan State (12/5/23):** Scored a game-high 22 points, shooting 8-for-11 FG (4-6 3FG), plus 5 reb.
- **vs #9 Tennessee (11/10/23):** Scored a team-high 17 points, plus 2 assists and 1 rebound.
- **vs Arkansas St (11/6/23):** Made his Wisconsin debut posting 15 points, 2 rebounds, 1 block and 1 steal.
- **at Creighton (1/15/23):** Scored a then-career-high 23 points (9-16 FG, 3-5 3FG).
- **vs UConn (2/25/23):** Finished with 20 points against #18 UConn, the eventual national champs

SEASON HIGHS

POINTS: 29 vs. Chicago State (12/22/23)
FIELD GOALS: 11 vs. Chicago State (12/22/23)
FG ATTEMPTS: 20 vs. Tennessee (11/10/23)
3-POINT FGS: 4 at Michigan St (12/5/23)
3-POINT FGAS: 7 (2x) MR at Penn State (1/16/24)
FREE THROWS: 6 (2x) MR at Penn State (1/16/24)
FT ATTEMPTS: 6 (4x) MR at Penn State (1/16/24)
REBOUNDS: 6 vs. Virginia (11/20/23)
ASSISTS: 3 vs. Nebraska (1/6/24)
BLOCKS: 1 (2x) MR vs. Iowa (1/2/24)
STEALS: 1 (9x) MR vs. Northwestern (1/13/24)
MINUTES: 35 at Penn State (1/16/24)

CAREER HIGHS

POINTS: 29 vs. Chicago State (12/22/23)
FIELD GOALS: 11 vs. Chicago State (12/22/23)
FG ATTEMPTS: 20 vs. Tennessee (11/10/23)
3-POINT FGS: 4 (2x) MR at Michigan St (12/5/23)
3-POINT FGAS: 7 (2x) MR at Penn State (1/16/24)
FREE THROWS: 6 (3x) MR at Penn State (1/16/24)
FT ATTEMPTS: 8 (2x) MR vs. Butler (3/8/23)*
REBOUNDS: 7 (2x) MR at DePaul (2/14/23)*
ASSISTS: 5 vs. Georgetown (1/29/23)*
BLOCKS: 2 vs. Seton Hall (2/1/23)*
STEALS: 4 vs. Georgetown (1/29/23)*
MINUTES: 41 at DePaul (2/14/23)*

*recorded at St. John's

GAME-BY-GAME STATISTICS

#2 STORR, AJ

Opponent	Date	GS	MIN	Total		3-Pointers		Free throws		Rebounds				PF	A	TO	BLK	STL	PTS	AVG	
				FG-FGA	PCT	3FG-3FGA	PCT	FT-FTA	PCT	OFF	DEF	TOT	AVG								
Arkansas St.	11/06/2023	*	23:56	6-13	.462	0-2	.000	3-4	.750	0	2	2	2.0	2	2	0	1	1	15	15.0	
Tennessee	11/10/2023	*	33:05	7-20	.350	2-7	.286	1-2	.500	0	1	1	1.5	2	2	0	0	0	17	16.0	
at Providence	11/14/2023	*	29:42	7-17	.412	2-6	.333	6-6	1.000	1	4	5	2.7	1	1	3	0	0	22	18.0	
Robert Morris	11/17/2023	*	21:41	3-10	.300	0-2	.000	2-2	1.000	0	0	0	2.0	0	0	1	0	1	8	15.5	
vs Virginia	11/20/2023	*	21:12	2-6	.333	1-2	.500	2-2	1.000	2	4	6	2.8	0	2	2	0	1	7	13.8	
vs SMU	11/22/2023	*	18:39	5-11	.455	0-3	.000	1-1	1.000	1	1	2	2.7	0	1	0	0	1	11	13.3	
Western Ill.	11/27/2023	*	17:24	4-8	.500	1-4	.250	4-4	1.000	0	2	2	2.6	1	0	3	0	0	13	13.3	
Marquette	12/02/2023	*	30:16	5-14	.357	0-2	.000	3-3	1.000	2	3	5	2.9	1	0	2	0	0	13	13.3	
at Michigan St.	12/05/2023	*	29:05	8-11	.727	4-6	.667	2-2	1.000	0	5	5	3.1	1	0	3	0	1	22	14.2	
at Arizona	12/09/2023	*	24:51	4-13	.308	0-0	.000	2-3	.667	1	0	1	2.9	0	0	0	0	1	10	13.8	
Jacksonville St.	12/14/2023	*	26:33	4-8	.500	0-2	.000	5-5	1.000	1	2	3	2.9	0	0	1	0	0	13	13.7	
Chicago St.	12/22/2023	*	31:26	11-18	.611	3-5	.600	4-6	.667	1	1	2	2.8	0	1	1	0	1	29	15.0	
Iowa	01/02/2024	*	30:35	7-13	.538	1-6	.167	1-2	.500	0	2	2	2.8	1	1	2	1	0	16	15.1	
Nebraska	01/06/2024	*	19:59	3-8	.375	1-3	.333	3-5	.600	2	3	5	2.9	1	3	2	0	1	10	14.7	
at Ohio St.	01/10/2024	*	29:15	8-15	.533	1-3	.333	0-0	.000	0	3	3	2.9	2	1	1	0	0	17	14.9	
Northwestern	01/13/2024	*	27:37	4-11	.364	1-2	.500	5-6	.833	1	4	5	3.1	1	1	2	0	1	14	14.8	
at Penn St.	01/16/2024	*	34:45	7-17	.412	3-7	.429	6-6	1.000	1	4	5	3.2	0	2	2	0	0	23	15.3	
Totals			17	450:02	95-213	.446	20-62	.323	50-59	.847	13	41	54	3.2	13	17	25	2	9	260	15.3

CAREER STATISTICS

STORR, Aj

SEASON	TEAM	GP-GS	MIN/AVG	Field Goals		3-Point		F-Throws		Rebounds				Scoring						
				FG-FGA	FG%	3FG-3FGA	3FG%	FT-FTA	FT%	OFF	DEF	TOT	AVG	PF-FO	A	TO	BLK	STL	PTS	AVG
2022-23	SJU	33-17	695/21.1	106-244	.434	38-94	.404	42-56	.750	10	54	64	1.9	54-0	27	36	6	13	292	8.8
2023-24	Wisc	17-17	450/26.5	95-213	.446	20-62	.323	50-59	.847	13	41	54	3.2	13-0	17	25	2	9	260	15.3
TOTAL FOR Wisc		17-17	450/26.5	95-213	.446	20-62	.323	50-59	.847	13	41	54	3.2	13-0	17	25	2	9	260	15.3
TOTAL		50-34	1145/22.9	201-457	.440	58-156	.372	92-115	.800	23	95	118	2.4	67-0	44	61	8	22	552	11.0

3 | CONNOR ESSEGIAN

Sophomore | Guard | 6-4 | 195
Fort Wayne, Ind. | Central Noble



X/Twitter: @CEssegian | Instagram: @connoressegian

INDIVIDUAL BENCHMARKS

Connor Essegian burst onto the scene in his first season at Wisconsin, playing in all 35 games (started final 19) averaging 11.7 points per game. The Fort Wayne, Indiana native became the eighth Badger to earn Big Ten All-Freshman Team honors. He became just the fifth Badger over the last 25 years to average double figures in their freshman season. The sharpshooter made 69 made 3-pointers on the season, breaking the school record for most 3-point field goals by a freshman. One of the most prolific prep scorers in Indiana basketball history, Essegian scored 2,526 career points at Central Noble High School which ranked No. 10 on the all-time scoring list in the state of Indiana. He led Central Noble to the Class 2A state basketball championship as a senior.

HONORS

- 2023 Big Ten All-Freshman Team

GET TO KNOW CONNOR

	SEASON	CAREER
GP/GS:	17/0	52/19
10+ POINTS:	1	25
20+ POINTS:	--	2
3+ 3-PTERS MADE:	1	10
LED TEAM IN PTS:	--	7
LED TEAM IN 3FG:	3	18

MISCELLANEOUS STATISTICS

- Last 4+ 3-pointers: 4 vs. Nebraska (1/6/24)
- Last 20+ pt game: 26 at Michigan (2/26/23)
- Last 30+ pt game: --
- Last 10+ reb game: 11 at Indiana (1/14/23)
- Last double-double: 14p, 11r at Indiana (1/14/23)

TOP PERFORMANCES

- **vs Nebraska (1/6/24):** Had a season-high 12 points, hitting 4 triples in 12 minutes off the bench.
- **vs #3 Kansas (11/24/22):** Played 31 minutes off the bench, sparking UW with 17 pts (6-12 FG and 5 reb
- **vs Michigan:** Scored a game high 23 points (6-12 FG, 9-10 FT), plus 3 reb in the win
- **at Michigan:** Scored a career high 24 points

SEASON HIGHS

POINTS: 12 vs. Nebraska (1/6/24)
FIELD GOALS: 4 vs. Nebraska (1/6/24)
FG ATTEMPTS: 9 vs. Nebraska (1/6/24)
3-POINT FGS: 4 vs. Nebraska (1/6/24)
3-POINT FGAS: 7 vs. Nebraska (1/6/24)
FREE THROWS: 2 vs. Tennessee (11/10/23)
FT ATTEMPTS: 2 (2x) MR at Penn State (1/16/24)
REBOUNDS: 3 vs. Chicago State (12/22/23)
ASSISTS: 1 (5x) MR at Penn State (1/16/24)
BLOCKS: --
STEALS: 2 vs. Tennessee (11/10/23)
MINUTES: 18 vs. Chicago State (12/22/23)

CAREER HIGHS

POINTS: 24 at Michigan (2/26/23)
FIELD GOALS: 10 at Michigan (2/26/23)
FG ATTEMPTS: 21 at Michigan (2/26/23)
3-POINT FGS: 5 vs. Northwestern (2/5/23)
3-POINT FGAS: 11 vs. Northwestern (2/5/23)
FREE THROWS: 9 (2x) MR vs. Bradley (3/14/23)
FT ATTEMPTS: 10 vs. Michigan (2/14/23)
REBOUNDS: 11 at Indiana (1/14/23)
ASSISTS: 3 (2x) MR vs. Maryland (12/6/22)
BLOCKS: 1 (2x) MR vs. Maryland (12/6/22)
STEALS: 2 (2x) MR vs. Tennessee (11/10/23)
MINUTES: 39 at Nebraska (2/11/23)

GAME-BY-GAME STATISTICS

#3 ESSEGIAN, Connor

Opponent	Date	GS	MIN	Total		3-Pointers		Free throws		Rebounds		PF	A	TO	BLK	STL	PTS	AVG			
				FG-FGA	PCT	3FG-3FGA	PCT	FT-FTA	PCT	OFF	DEF								TOT	AVG	
Arkansas St.	11/06/2023		04:35	2-3	.667	0-0	.000	0-0	.000	0	1	1	1.0	1	0	0	4	4.0			
Tennessee	11/10/2023		11:27	1-2	.500	0-1	.000	2-2	1.000	1	1	2	1.5	2	0	2	4	4.0			
at Providence	11/14/2023		06:19	0-3	.000	0-1	.000	0-0	.000	0	0	0	1.0	1	1	0	0	2.7			
Robert Morris	11/17/2023		06:39	0-1	.000	0-1	.000	0-0	.000	0	0	0	0.8	0	0	0	0	2.0			
vs Virginia	11/20/2023		04:17	1-3	.333	0-2	.000	0-0	.000	0	2	2	1.0	0	0	0	2	2.0			
vs SMU	11/22/2023		12:50	2-6	.333	1-5	.200	0-0	.000	1	1	2	1.2	0	1	2	0	5.25			
Western Ill.	11/27/2023		13:38	2-7	.286	2-6	.333	0-0	.000	0	2	2	1.3	1	1	0	0	6.3			
Marquette	12/02/2023		03:11	0-1	.000	0-1	.000	0-0	.000	0	0	0	1.1	0	0	1	0	2.6			
at Michigan St.	12/05/2023		03:55	1-1	1.000	1-1	1.000	0-0	.000	0	0	0	1.0	0	0	0	1	3.27			
at Arizona	12/09/2023		08:06	0-2	.000	0-1	.000	0-0	.000	0	0	0	0.9	1	0	0	0	2.4			
Jacksonville St.	12/14/2023		03:57	1-2	.500	1-2	.500	0-0	.000	0	0	0	0.8	0	1	0	0	3.25			
Chicago St.	12/22/2023		18:22	2-5	.400	1-3	.333	0-0	.000	0	3	3	1.0	4	0	0	0	5.27			
Iowa	01/02/2024		00:21	0-0	.000	0-0	.000	0-0	.000	0	1	1	1.0	0	0	0	0	2.5			
Nebraska	01/06/2024		12:27	4-9	.444	4-7	.571	0-0	.000	0	1	1	1.0	0	0	0	0	12.31			
at Ohio St.	01/10/2024		07:27	1-3	.333	1-3	.333	0-0	.000	0	2	2	1.1	0	0	0	0	3.31			
Northwestern	01/13/2024		02:56	2-2	1.000	1-1	1.000	0-0	.000	0	0	0	1.0	0	0	0	0	5.33			
at Penn St.	01/16/2024		06:32	1-3	.333	0-2	.000	1-2	.500	0	1	1	1.0	0	1	0	0	3.32			
Totals			0	126:59	20-53	.377	12-37	.324	3-4	.750	2	15	17	1.0	10	5	6	0	3	55	3.2

CAREER STATISTICS

ESSEGIAN, Connor

				Field Goals		3-Point		F-Throws		Rebounds								Scoring		
SEASON	TEAM	GP-GS	MIN/AVG	FG-FGA	FG%	3FG-3FGA	3FG%	FT-FTA	FT%	OFF	DEF	TOT	AVG	PF-FO	A	TO	BLK	STL	PTS	AVG
2022-23	Wisc	35-19	959/27.4	133-329	.404	69-192	.359	76-86	.884	24	107	131	3.7	60-0	26	36	1	19	411	11.7
2023-24	Wisc	17-0	127/7.5	20-53	.377	12-37	.324	3-4	.750	2	15	17	1.0	10-0	5	6	0	3	55	3.2
TOTAL		52-19	1085/20.9	153-382	.401	81-229	.354	79-90	.878	26	122	148	2.8	70-0	31	42	1	22	466	9.0

4 | KAMARI McGEE

Junior | Guard | 6-0 | 180
Racine, Wis. | Racine St. Catherine's



X/Twitter: @KamariMcGee | Instagram: @killla._kam

GET TO KNOW KAMARI

A native of Racine, Wisconsin, junior guard Kamari McGee begins his second season representing his home state Badgers in 2023-24. As someone who grew up in the state of Wisconsin, McGee is realizing a lifelong dream of being a Wisconsin Badger. Embracing his role, McGee played in all 30 games last season coming off of the bench and providing key production and energy as a reserve. McGee was integral in helping UW end its season with momentum, which included a postseason run to the semifinals of the NIT. A vocal team leader and a great representative of the University of Wisconsin, McGee is in position again to be a key asset this season for a loaded Badgers squad.

INDIVIDUAL BENCHMARKS

	SEASON	CAREER
GP/GS:	17/0	78/21
10+ POINTS:	--	16
20+ POINTS:	--	5
3+ ASSISTS:	--	9
2+ STEALS:	2	10
LED TEAM IN PTS:	--	11
LED TEAM IN AST:	--	12

MISCELLANEOUS STATISTICS

- Last 3+ 3-pointers: 3 vs. Rutgers (2/18/23)
- Last 20+ pt game: 20 at Detroit Mercy (3/1/22)*
- Last 30+ pt game: --
- Last 4+ ast game: 4 vs. Cleveland State (2/20/22)*
- Last double-double: --

TOP PERFORMANCES

- vs Robert Morris (11/17/23): Season high 17 minutes off bench with 6 points (4-6 FT), 1 reb, 1 stl.
- vs Michigan (2/26/23): Played a season high 25 points in a win over Michigan, tallying 6 pts and 3 reb
- at Marquette (12/3/22): Scored his first points as a Badger, finishing with 5 pts off the bench in a win.
- vs Wright State (2/9/22): Finished with a career high 24 points, 5 rebounds and 5 steals for Green Bay

SEASON HIGHS

- POINTS: 6 vs. Robert Morris (11/17/23)
- FIELD GOALS: 2 vs. Nebraska (1/6/24)
- FG ATTEMPTS: 3 (2x) MR vs. Chicago St (12/22/23)
- 3-POINT FGS: 1 (2x) MR vs. Nebraska (1/6/24)
- 3-POINT FGAS: 1 (5x) MR vs. Nebraska (1/6/24)
- FREE THROWS: 4 vs. Robert Morris (11/17/23)
- FT ATTEMPTS: 6 vs. Robert Morris (11/17/23)
- REBOUNDS: 2 (3x) MR vs. Iowa (1/2/24)
- ASSISTS: 2 (3x) MR vs. Iowa (1/2/24)
- BLOCKS: --
- STEALS: 3 vs. Iowa (1/2/24)
- MINUTES: 17 vs. Robert Morris (11/17/23)

CAREER HIGHS

- POINTS: 24 vs. Wright State (2/9/22)*
- FIELD GOALS: 9 (2x) MR vs. Wright State (2/9/22)*
- FG ATTEMPTS: 19 vs. UIC (1/15/22)*
- 3-POINT FGS: 3 vs. Rutgers (2/18/23)
- 3-POINT FGAS: 8 at Milwaukee (2/13/22)*
- FREE THROWS: 8 vs. Milwaukee (1/5/22)*
- FT ATTEMPTS: 8 vs. Milwaukee (1/5/22)*
- REBOUNDS: 9 (2x) MR vs. Detroit (3/1/22)*
- ASSISTS: 4 (2x) MR vs. Cleveland St (2/20/22)*
- BLOCKS: 1 (2x) MR vs. Pur-Ft Wayne (2/18/22)*
- STEALS: 4 at IUPUI (2/26/22)*
- MINUTES: 40 vs. UIC (1/15/22)*

*recorded at Green Bay

GAME-BY-GAME STATISTICS

#4 MCGEE, Kamari

Opponent	Date	GS	MIN	Total		3-Pointers		Free throws		Rebounds		PF	A	TO	BLK	STL	PTS	AVG		
				FG-FGA	PCT	3FG-3FGA	PCT	FT-FTA	PCT	OFF	DEF								TOT	AVG
Arkansas St.	11/06/2023		07:15	1-1	1.000	0-0	.000	0-0	.000	0	1	1	1.0	2	0	2	0	2	2.0	
Tennessee	11/10/2023		02:01	0-0	.000	0-0	.000	0-0	.000	0	0	0	0.5	1	0	0	0	0	1.0	
at Providence	11/14/2023		00:44	0-0	.000	0-0	.000	0-0	.000	0	0	0	0.3	1	0	0	0	0	0.7	
Robert Morris	11/17/2023		16:46	1-1	1.000	0-0	.000	4-6	.667	0	1	1	0.5	3	0	0	0	1	6	2.0
vs Virginia	11/20/2023		14:01	1-3	.333	1-1	1.000	0-0	.000	0	0	0	0.4	1	2	0	0	0	3	2.2
vs SMU	11/22/2023		11:40	0-1	.000	0-1	.000	0-0	.000	0	2	2	0.7	0	0	0	0	2	0	1.8
Western Ill.	11/27/2023		09:14	0-1	.000	0-1	.000	0-0	.000	0	0	0	0.6	2	2	0	0	1	0	1.6
Marquette	12/02/2023		04:17	0-0	.000	0-0	.000	0-0	.000	0	0	0	0.5	1	0	0	0	0	0	1.4
at Michigan St.	12/05/2023		03:24	0-1	.000	0-0	.000	0-0	.000	1	0	1	0.6	0	0	1	0	1	0	1.2
at Arizona	12/09/2023		04:08	0-0	.000	0-0	.000	0-0	.000	0	0	0	0.5	0	0	0	0	0	0	1.1
Jacksonville St.	12/14/2023		07:38	0-1	.000	0-0	.000	2-2	1.000	1	1	2	0.6	1	0	2	0	1	2	1.2
Chicago St.	12/22/2023		06:36	1-3	.333	0-1	.000	0-0	.000	0	1	1	0.7	0	0	0	0	0	2	1.3
Iowa	01/02/2024		10:09	1-1	1.000	0-0	.000	0-0	.000	0	2	2	0.8	1	2	1	0	3	2	1.3
Nebraska	01/06/2024		05:54	2-2	1.000	1-1	1.000	0-0	.000	0	1	1	0.8	2	0	0	0	1	5	1.6
at Ohio St.	01/10/2024		03:11	0-0	.000	0-0	.000	0-0	.000	0	1	1	0.8	0	0	0	0	0	0	1.5
Northwestern	01/13/2024		01:36	0-0	.000	0-0	.000	0-0	.000	0	0	0	0.8	0	0	0	0	0	0	1.4
at Penn St.	01/16/2024		03:50	0-0	.000	0-0	.000	0-0	.000	0	0	0	0.7	0	0	0	0	0	0	1.3
Totals			0 112:24	7-15	.467	2-5	.400	6-8	.750	2	10	12	0.7	15	6	6	0	10	22	1.3

CAREER STATISTICS

MCGEE, Kamari

SEASON	TEAM	GP-GS	MIN/AVG	Field Goals			3-Point			F-Throws			Rebounds			PF-FO			A			TO			BLK			STL			Scoring		
				FG-FGA	FG%		3FG-3FGA	3FG%		FT-FTA	FT%		OFF	DEF	TOT	AVG		A	TO	BLK	STL	PTS	AVG		A	TO	BLK	STL	PTS	AVG			
2021-22	GB	30-21	873/29.1	132-340	.388		25-91	.275		59-73	.808	16	67	83	2.8	72-1	58	76	2	32	348	11.6											
2022-23	Wisc	31-0	219/7.1	14-50	.280		5-27	.185		7-8	.875	4	16	20	0.6	24-0	16	8	0	7	40	1.3											
2023-24	Wisc	17-0	112/6.6	7-15	.467		2-5	.400		6-8	.750	2	10	12	0.7	15-0	6	6	0	10	22	1.3											
TOTAL FOR Wisc		48-0	332/6.9	21-65	.323		7-32	.219		13-16	.813	6	26	32	0.7	39-0	22	14	0	17	62	1.3											
TOTAL		78-21	1205/15.4	153-405	.378		32-123	.260		72-89	.809	22	93	115	1.5	111-1	80	90	2	49	410	5.3											

Graduate Student | Forward | 6-9 | 225
Lakeville, Minn. | Lakeville North

5 | TYLER WAHL



X/Twitter: @tjwahl01 | Instagram: @tjwahl01

GET TO KNOW TYLER

Wisconsin's most experienced player, fifth-year senior Tyler Wahl has developed into one of the most versatile players in college basketball. Wahl does a little bit of everything for the Badgers, finishing last season ranked second in rebounding (6.3 rpg), third in assists (2.3 apg), third in steals (1.2 spg) and fourth in scoring (11.3 ppg). Wahl finished the 2022-23 season with momentum and returning to form, averaging 10.9 points (48.2% FG), 7.3 rebounds, 2.9 assists and 1.5 steals per game over the final 10 games.

HONORS

- 2023 Fort Myers Tip-Off Tournament MVP
- 2022 All-Big Ten Honorable Mention
- 2022 Battle 4 Atlantis All-Tournament Team
- 2021 Maui Invitational All-Tournament Team

INDIVIDUAL BENCHMARKS

	SEASON	CAREER
GP/GS:	17/17	143/102
10+ POINTS:	12	55
20+ POINTS:	--	6
5+ REBOUNDS:	13	77
10+ REBOUNDS:	1	13
DOUBLE-DOUBLES:	--	9
LED UW IN PTS:	4	14
LED UW IN REB:	3	33

MISCELLANEOUS STATISTICS

- Last 20+ pt game: 21 at Minnesota (3/5/23)
- Last 30+ pt game: --
- Last 10+ reb game: 10 vs. Ohio State (3/8/23)
- Last double-double: 19p, 10r vs. Ohio St. (3/8/23)

TOP PERFORMANCES

- vs Iowa (1/2/24): Season high 19 points (11-13 FT), plus 8 rebounds, 2 assists, 2 steals and 1 block.
- vs #3 Kansas (11/24/22): Matched a career high at 23 points, plus 10 rebounds, 3 steal and 2 assists.
- vs #8 Purdue (3/1/22): Team-high 19 points and a career high 5 steals in conference title clinching win.
- vs #16 Ohio State (1/13/22): Scored 20 points, grabbed 7 boards, dished 6 assists and had 3 steals.

SEASON HIGHS

POINTS: 19 vs. Iowa (1/2/24)
FIELD GOALS: 7 vs. Jax State (12/14/23)
FG ATTEMPTS: 13 vs. Virginia (11/20/23)
3-POINT FGS: 1 vs. Nebraska (1/6/24)
3-POINT FGAS: 2 at Providence (11/14/23)
FREE THROWS: 11 vs. Iowa (1/2/24)
FT ATTEMPTS: 13 vs. Iowa (1/2/24)
REBOUNDS: 10 vs. Virginia (11/20/23)
ASSISTS: 4 vs. Nebraska (1/6/24)
BLOCKS: 2 vs. Chicago State (12/22/23)
STEALS: 2 (3x) MR vs. Iowa (1/2/24)
MINUTES: 34 at Penn State (1/16/24)

CAREER HIGHS

POINTS: 23 (2x) MR vs. Kansas (11/24/22)
FIELD GOALS: 9 (2x) MR at Iowa (12/11/22)
FG ATTEMPTS: 19 vs. Kansas (11/24/22)
3-POINT FGS: 2 (3x) MR vs. Ohio State (1/13/22)
3-POINT FGAS: 5 at Nebraska (2/10/21)
FREE THROWS: 11 vs. Iowa (1/2/24)
FT ATTEMPTS: 13 vs. Iowa (1/2/24)
REBOUNDS: 15 vs. Green Bay (12/1/20)
ASSISTS: 8 at Penn State (2/8/23)
BLOCKS: 4 vs. Saint Mary's (11/24/21)
STEALS: 5 (2x) MR vs. Nebraska (3/6/22)
MINUTES: 42 at Penn State (2/8/23)

GAME-BY-GAME STATISTICS

#5 WAHL, Tyler

Opponent	Date	GS	MIN	Total		3-Pointers		Free throws		Rebounds				PF	A	TO	BLK	STL	PTS	AVG
				FG-FGA	PCT	3FG-3FGA	PCT	FT-FTA	PCT	OFF	DEF	TOT	AVG							
Arkansas St.	11/06/2023	*	13:16	4-5	.800	0-0	.000	0-1	.000	1	0	1	1.0	4	2	3	0	1	8	8.0
Tennessee	11/10/2023	*	32:43	4-6	.667	0-0	.000	2-7	.286	1	7	8	4.5	2	2	3	1	0	10	9.0
at Providence	11/14/2023	*	28:46	3-9	.333	0-2	.000	0-0	.000	1	4	5	4.7	3	0	2	1	2	6	8.0
Robert Morris	11/17/2023	*	28:37	5-5	1.000	0-0	.000	8-12	.667	3	2	5	4.8	3	1	3	1	1	18	10.5
vs Virginia	11/20/2023	*	25:32	4-13	.308	0-0	.000	1-2	.500	7	3	10	5.8	1	2	0	0	1	9	10.2
vs SMU	11/22/2023	*	26:15	6-11	.545	0-0	.000	2-2	1.000	4	2	6	5.8	4	0	0	1	2	14	10.8
Western Ill.	11/27/2023	*	26:06	4-5	.800	0-0	.000	4-5	.800	0	3	3	5.4	1	0	0	0	0	12	11.0
Marquette	12/02/2023	*	27:53	3-7	.429	0-1	.000	4-5	.800	4	3	7	5.6	2	1	1	0	0	10	10.9
at Michigan St.	12/05/2023	*	22:29	3-7	.429	0-0	.000	2-2	1.000	3	5	8	5.9	2	2	2	1	0	8	10.6
at Arizona	12/09/2023	*	25:17	3-9	.333	0-1	.000	2-3	.667	1	4	5	5.8	5	1	1	0	0	8	10.3
Jacksonville St.	12/14/2023	*	29:51	7-12	.583	0-0	.000	2-2	1.000	3	4	7	5.9	1	2	2	0	1	16	10.8
Chicago St.	12/22/2023	*	25:49	5-7	.714	0-0	.000	1-3	.333	1	3	4	5.8	1	1	2	2	0	11	10.8
Iowa	01/02/2024	*	28:37	4-6	.667	0-0	.000	11-13	.846	3	5	8	5.9	1	2	1	1	2	19	11.5
Nebraska	01/06/2024	*	31:02	6-10	.600	1-1	1.000	4-6	.667	4	4	8	6.1	2	4	1	0	1	17	11.9
at Ohio St.	01/10/2024	*	30:13	4-6	.667	0-0	.000	3-4	.750	1	4	5	6.0	3	2	1	1	1	11	11.8
Northwestern	01/13/2024	*	30:41	2-4	.500	0-0	.000	7-11	.636	1	0	1	5.7	3	2	2	0	0	11	11.8
at Penn St.	01/16/2024	*	33:47	3-7	.429	0-0	.000	5-6	.833	2	5	7	5.8	3	2	5	1	1	11	11.7
Totals		17	466:54	70-129	.543	1-5	.200	58-84	.690	40	58	98	5.8	41	26	29	10	13	199	11.7

CAREER STATISTICS

WAHL, Tyler

SEASON TEAM	GP-GS	MIN/AVG	Field Goals		3-Point		F-Throws		Rebounds				Scoring						
			FG-FGA	FG%	3FG-3FGA	3FG%	FT-FTA	FT%	OFF	DEF	TOT	AVG	PF-FO	A	TO	BLK	STL	PTS	AVG
2019-20 Wisc	31-3	478/15.4	34-79	.430	6-28	.214	7-18	.389	34	48	82	2.6	64-0	32	33	5	20	81	2.6
2020-21 Wisc	31-18	762/24.6	58-133	.436	10-36	.278	34-60	.567	33	100	133	4.3	68-1	42	28	21	31	160	5.2
2021-22 Wisc	32-32	973/30.4	145-281	.516	6-37	.162	70-100	.700	52	137	189	5.9	80-1	49	52	25	37	366	11.4
2022-23 Wisc	32-32	1008/31.5	134-317	.423	10-34	.294	83-131	.634	50	151	201	6.3	84-2	81	71	14	39	361	11.3
2023-24 Wisc	17-17	467/27.5	70-129	.543	1-5	.200	58-84	.690	40	58	98	5.8	41-1	26	29	10	13	199	11.7
TOTAL	143-102	3687/25.8	441-939	.470	33-140	.236	252-393	.641	209	494	703	4.9	337-5	230	213	75	140	1167	8.2

10 | ISAAC LINDSEY

Junior | Guard | 6-4 | 185
Mineral Point, Wis. | Mineral Point



X/Twitter: @IsaacLindsey10 | Instagram: @isaaclindsey_

GET TO KNOW ISAAC

A transfer from UNLV, Isaac Lindsey returned home to Wisconsin and is now in his third season with the Badgers in 2023-24. Last year, the 6-foot-4 guard was placed on scholarship and played in 23 games for the Badgers. Lindsey brought a burst of energy from off the bench in some key spots for UW, including a season-high eight points vs. No. 5 Purdue. A two-time First-Team All-State selection and two-time All-Area Player of the Year, Lindsey totaled 1,420 points, 272 assists and 137 steals at Mineral Point High School. The three-sport star also played baseball and football at Mineral Point. He started all four seasons at quarterback in football and shortstop in baseball. In baseball, Lindsey helped Mineral Point qualify for the WIAA state tournament two seasons in a row, marking the first time the school had been there since 1974.

HONORS

- Academic All-Big Ten (2023)

INDIVIDUAL BENCHMARKS

	SEASON	CAREER
GP/GS:	10/0	40/0
10+ POINTS:	--	--
2+ 3FG:	--	1
LED UW IN PTS:	--	--
LED UW IN 3FG:	--	--
10+ MIN PLAYED:	1	5

MISCELLANEOUS STATISTICS

- Last 20+ pt game: --
- Last 30+ pt game: --

TOP PERFORMANCES

- vs Arkansas State (11/6/23): Matched a career high scoring 8 points playing a career high 17 minutes.
- vs #5 Purdue (3/1/22): Scored a career high 8 points (3-3 FG, 2-2 3FG) in just 5 minutes off the bench.

SEASON HIGHS

POINTS: 8 vs. Arkansas State (11/6/23)
FIELD GOALS: 3 vs. Arkansas State (11/6/23)
FG ATTEMPTS: 6 vs. Arkansas State (11/6/23)
3-POINT FGS: 1 vs. Arkansas State (11/6/23)
3-POINT FGAS: 3 vs. Arkansas State (11/6/23)
FREE THROWS: 1 vs. Arkansas State (11/6/23)
FT ATTEMPTS: 1 vs. Arkansas State (11/6/23)
REBOUNDS: 1 (2x) MR vs. Western Ill (11/27/23)
ASSISTS: 2 vs. Arkansas State (11/6/23)
BLOCKS: 1 vs. Arkansas State (11/6/23)
STEALS: 1 (3x) MR vs. Robert Morris (11/17/23)
MINUTES: 17 vs. Arkansas State (11/6/23)

CAREER HIGHS

POINTS: 8 (2x) MR vs. Arkansas St (11/6/23)
FIELD GOALS: 3 (2x) MR vs. Arkansas St (11/6/23)
FG ATTEMPTS: 6 vs. Arkansas State (11/6/23)
3-POINT FGS: 2 vs. Purdue (3/2/23)
3-POINT FGAS: 3 (2x) MR vs. Arkansas St (11/6/23)
FREE THROWS: 1 (2x) MR vs. Arkansas St (11/6/23)
FT ATTEMPTS: 2 vs. Kansas (11/24/22)
REBOUNDS: 4 vs Michigan St. (1/10/23)
ASSISTS: 2 vs. Arkansas State (11/6/23)
BLOCKS: 1 (3x) MR vs. Arkansas St (11/6/23)
STEALS: 1 (3x) MR vs. Robert Morris (11/17/23)
MINUTES: 17 vs. Arkansas State (11/6/23)

GAME-BY-GAME STATISTICS

#10 LINDSEY, Isaac

Opponent	Date	GS	MIN	Total		3-Pointers		Free throws		Rebounds				PF	A	TO	BLK	STL	PTS	AVG
				FG-FGA	PCT	3FG-3FGA	PCT	FT-FTA	PCT	OFF	DEF	TOT	AVG							
Arkansas St.	11/06/2023		17:04	3-6	.500	1-3	.333	1-1	1.000	0	0	0	0.0	2	2	1	1	0	8	8.0
at Providence	11/14/2023		08:33	0-1	.000	0-0	.000	0-0	.000	0	0	0	0.0	2	0	0	0	0	0	4.0
Robert Morris	11/17/2023		03:18	0-1	.000	0-0	.000	0-0	.000	0	0	0	0.0	0	0	0	0	1	0	2.7
vs Virginia	11/20/2023		01:03	0-0	.000	0-0	.000	0-0	.000	1	0	1	0.3	0	0	0	0	0	0	2.0
Western Ill.	11/27/2023		01:29	0-1	.000	0-1	.000	0-0	.000	0	1	1	0.4	1	0	0	0	0	0	1.6
at Arizona	12/09/2023		00:46	0-0	.000	0-0	.000	0-0	.000	0	0	0	0.3	0	0	0	0	0	0	1.3
Jacksonville St.	12/14/2023		04:03	0-1	.000	0-1	.000	0-0	.000	0	0	0	0.3	0	0	0	0	0	0	1.1
Chicago St.	12/22/2023		02:21	0-0	.000	0-0	.000	0-0	.000	0	0	0	0.3	0	1	0	0	0	0	1.0
Nebraska	01/06/2024		02:06	0-1	.000	0-1	.000	0-0	.000	0	0	0	0.2	0	0	0	0	0	0	0.9
at Penn St.	01/16/2024		00:06	0-0	.000	0-0	.000	0-0	.000	0	0	0	0.2	0	0	0	0	0	0	0.8
Totals			0 40:50	3-11	.273	1-6	.167	1-1	1.000	1	1	2	0.2	5	3	1	1	1	8	0.8

CAREER STATISTICS

LINDSEY, Isaac

SEASON TEAM	GP-GS	MIN/AVG	Field Goals		3-Point		F-Throws		Rebounds				Scoring						
			FG-FGA	FG%	3FG-3FGA	3FG%	FT-FTA	FT%	OFF	DEF	TOT	AVG	PF-FO	A	TO	BLK	STL	PTS	AVG
2021-22 Wisc	6-0	12/2.0	1-5	.200	1-3	.333	0-0	.000	0	0	0	0.0	0-0	0	0	0	0	3	0.5
2022-23 Wisc	24-0	142/5.9	13-41	.317	8-24	.333	1-2	.500	3	15	18	0.8	20-0	2	2	1	3	35	1.5
2023-24 Wisc	10-0	41/4.1	3-11	.273	1-6	.167	1-1	1.000	1	1	2	0.2	5-0	3	1	1	1	8	0.8
TOTAL	40-0	194/4.9	17-57	.298	10-33	.303	2-3	.667	4	16	20	0.5	25-0	5	3	2	4	46	1.2

11 | MAX KLESMIT

Junior | Guard | 6-9 | 225
Neenah, Wis. | Neenah



X/Twitter: @maxkle2 | Instagram: @maxklesmit

GET TO KNOW MAX

A high-scoring guard for two seasons at Wofford, transfer Max Klesmit found his offensive stride down the stretch last season for Wisconsin. The Neenah, Wisconsin native scored in double figures for UW in seven of the last 12 games, including 15-plus points in four of the last eight games. The Badgers advanced to the NIT semifinals, during which Klesmit averaged 10.8 points while shooting 48.1 percent from the floor.

HONORS

- 2022 Third-Team All-Southern Conference
- 2022 Southern Conference All-Freshman Team

INDIVIDUAL BENCHMARKS

	SEASON	CAREER
GP/GS:	17/17	100/83
10+ POINTS:	7	52
20+ POINTS:	2	9
5+ REBOUNDS:	--	15
3+ ASSISTS:	3	18
LED TEAM IN PTS:	3	13
LED TEAM IN 3FG:	5	28

MISCELLANEOUS STATISTICS

- Last 4+ 3-pointers: 5 vs. Northwestern (1/13/24)
- Last 20+ pt game: 24 vs. Northwestern (1/13/24)
- Last 30+ pt game: --
- Last double-double: 19p, 10r vs. Ohio St. (3/8/23)
*recorded at Wofford

TOP PERFORMANCES

- vs Northwestern (1/13/24): Scored his most points as a Badger, finishing with 24 pts (5-7 3FG) in a win.
- at Ohio State (1/10/24): Scored all 18 of his points in the second half (5-9 FG, 2-4 3FG, 6-6 FT) in a win.
- vs #3 Marquette (12/2/23): Finished with a game-high 21 points (all first half) in the win.
- vs SMU (11/22/23): Finished with 12 points, 3 rebounds and 3 steals in Fort Myers championship.
- vs #5 Purdue (3/1/22): Matched a season high with 19 points (3-5 3FG) - 17 pts in the second half alone.
- vs #3 Kansas (11/24/22): Played a career high 43 minutes, finishing with 13 points (4-6 FG, 2-3 3FG).

SEASON HIGHS

POINTS: 24 vs. Northwestern (1/13/24)
FIELD GOALS: 9 vs. Northwestern (1/13/24)
FG ATTEMPTS: 13 vs. Northwestern (1/13/24)
3-POINT FGS: 5 (2x) MR vs. Northwestern (1/13/24)
3-POINT FGAS: 10 vs. Marquette (12/2/23)
FREE THROWS: 6 (2x) MR at Ohio State (1/10/24)
FT ATTEMPTS: 8 vs. Iowa (1/2/24)
REBOUNDS: 5 vs. Chicago State (12/22/23)
ASSISTS: 4 vs. Iowa (1/2/24)
BLOCKS: --
STEALS: 3 vs. SMU (11/22/23)
MINUTES: 37 vs. Marquette (12/2/23)

CAREER HIGHS

POINTS: 27 (2x) MR vs. The Citadel (1/19/22)*
FIELD GOALS: 10 vs. The Citadel (1/19/22)*
FG ATTEMPTS: 16 (3x) MR at Chattanooga (1/26/22)*
3-POINT FGS: 5 (5x) MR vs. Northwestern (1/13/24)
3-POINT FGAS: 10 (4x) MR vs. Marquette (12/2/23)
FREE THROWS: 7 (2x) MR at Samford (2/9/22)*
FT ATTEMPTS: 10 at Samford (2/9/22)*
REBOUNDS: 8 (2x) MR at Nebraska (2/11/23)
ASSISTS: 6 vs. W Carolina (2/12/22)*
BLOCKS: 2 at Michigan (2/26/23)
STEALS: 5 at The Citadel (2/16/22)*
MINUTES: 43 vs. Kansas (11/24/22)

*recorded at Wofford

GAME-BY-GAME STATISTICS

#11 KLESMIT, Max

Opponent	Date	GS	MIN	Total		3-Pointers		Free throws		Rebounds		PF	A	TO	BLK	STL	PTS	AVG		
				FG-FGA	PCT	3FG-3FGA	PCT	FT-FTA	PCT	OFF	DEF								TOT	AVG
Arkansas St.	11/06/2023	*	18:38	5-5	1.000	1-1	1.000	3-3	1.000	0	1	1	1.0	3	1	1	0	14	14.0	
Tennessee	11/10/2023	*	28:27	2-8	.250	2-7	.286	2-3	.667	1	2	3	2.0	2	3	1	0	8	11.0	
at Providence	11/14/2023	*	19:13	0-2	.000	0-1	.000	0-0	.000	0	1	1	1.7	4	1	1	0	2	7.3	
Robert Morris	11/17/2023	*	18:53	0-1	.000	0-1	.000	2-2	1.000	0	1	1	1.5	2	0	1	0	1	2	6.0
vs Virginia	11/20/2023	*	30:46	4-7	.571	1-3	.333	0-0	.000	0	3	3	1.8	1	1	1	0	9	6.6	
vs SMU	11/22/2023	*	27:10	4-11	.364	2-7	.286	2-2	1.000	0	3	3	2.0	1	0	0	3	12	7.5	
Western Ill.	11/27/2023	*	24:39	1-3	.333	1-3	.333	0-0	.000	0	0	0	1.7	2	0	0	0	3	6.9	
Marquette	12/02/2023	*	36:49	6-12	.500	5-10	.500	4-4	1.000	0	1	1	1.6	1	0	3	0	21	8.6	
at Michigan St.	12/05/2023	*	30:27	0-4	.000	0-3	.000	2-2	1.000	0	2	2	1.7	2	0	1	0	1	2	7.9
at Arizona	12/09/2023	*	26:39	2-6	.333	1-3	.333	0-0	.000	0	0	0	1.5	2	2	2	0	5	7.6	
Jacksonville St.	12/14/2023	*	22:14	1-4	.250	1-3	.333	0-0	.000	0	1	1	1.5	3	2	1	0	2	3	7.2
Chicago St.	12/22/2023	*	26:50	2-6	.333	0-2	.000	0-0	.000	1	4	5	1.8	3	3	1	0	1	4	6.9
Iowa	01/02/2024	*	29:59	4-8	.500	1-5	.200	6-8	.750	0	1	1	1.7	1	4	0	0	2	15	7.5
Nebraska	01/06/2024	*	25:27	1-2	.500	1-2	.500	0-0	.000	0	3	3	1.8	2	0	1	0	0	3	7.2
at Ohio St.	01/10/2024	*	32:22	5-9	.556	2-4	.500	6-6	1.000	0	3	3	1.9	0	2	0	0	18	7.9	
Northwestern	01/13/2024	*	34:13	9-13	.692	5-7	.714	1-1	1.000	0	1	1	1.8	1	2	3	0	1	24	8.9
at Penn St.	01/16/2024	*	14:49	4-5	.800	2-2	1.000	0-0	.000	0	0	0	1.7	5	1	2	0	0	10	9.0
Totals		17	447:35	50-106	.472	25-64	.391	28-31	.903	2	27	29	1.7	35	22	19	0	15	153	9.0

CAREER STATISTICS

KLESMIT, Max

SEASON	TEAM	GP-GS	MIN/AVG	Field Goals		3-Point		F-Throws		Rebounds		PF-FO		A	TO	BLK	STL	Scoring		
				FG-FGA	FG%	3FG-3FGA	3FG%	FT-FTA	FT%	OFF	DEF	TOT	AVG					PTS	AVG	
2020-21	WOF	19-2	429/22.6	54-116	.466	25-67	.373	22-26	.846	9	43	52	2.7	46-1	22	23	0	24	155	8.2
2021-22	WOF	31-31	986/31.8	156-350	.446	68-200	.340	82-98	.837	13	73	86	2.8	84-2	60	66	3	50	462	14.9
2022-23	Wisc	33-33	1059/32.1	91-215	.423	46-120	.383	48-69	.696	11	77	88	2.7	78-1	45	32	6	41	276	8.4
2023-24	Wisc	17-17	448/26.3	50-106	.472	25-64	.391	28-31	.903	2	27	29	1.7	35-1	22	19	0	15	153	9.0
TOTAL FOR Wisc		50-50	1507/30.1	141-321	.439	71-184	.386	76-100	.760	13	104	117	2.3	113-2	67	51	6	56	429	8.6
TOTAL		100-83	2922/29.2	351-787	.446	164-451	.364	180-224	.804	35	220	255	2.6	243-5	149	140	9	130	1046	10.5

12 | LUKE HAERTLE

R-Freshman | Guard | 6-4 | 215
Hartland, Wis. | Lake Country Lutheran



X/Twitter: @LukeHaertle | Instagram: @lukehaertle

GET TO KNOW LUKE

After redshirting as a freshman last year, Luke Haertle looks to carve out a role for the Badgers in 2023-24. Joining the team as a preferred walk-on, Haertle was a standout athlete at Lake Country Lutheran, where he amassed 2,264 points and over 1,000 rebounds during his prep career. A three-time all-state basketball honoree, Haertle led Lake Country Lutheran to its first-ever WIAA state title when Lutheran won the 2022 WIAA Division 3 State Championship. As a senior, Haertle averaged 22.9 points, 10.0 rebounds and 4.9 assists per game. A multi-sport standout, Haertle was also the 2021 state player of the year at quarterback after leading Lutheran to a 10-1 record as a senior and throwing for 1,882 yards and 31 touchdowns. Haertle led Lutheran to the Division 5 state football championship as a two-way starter in 2019. He passed for a total of 77 touchdowns and 4,978 yards, while also scoring 16 rushing touchdowns and tallying 1,120 yards on the ground.

INDIVIDUAL BENCHMARKS

	SEASON	CAREER
GP/GS:	7/0	7/0
10+ POINTS:	--	--
5+ REBOUNDS:	--	--
3+ ASSISTS:	--	--
10+ MIN PLAYED:	--	--

MISCELLANEOUS STATISTICS

- Last 20+ pt game: --
- Last 30+ pt game: --

TOP PERFORMANCES

SEASON HIGHS						CAREER HIGHS					
POINTS:	--					POINTS:	--				
FIELD GOALS:	--					FIELD GOALS:	--				
FG ATTEMPTS:	1 vs. Nebraska (1/6/24)					FG ATTEMPTS:	1 vs. Nebraska (1/6/24)				
3-POINT FGS:	--					3-POINT FGS:	--				
3-POINT FGAS:	--					3-POINT FGAS:	--				
FREE THROWS:	--					FREE THROWS:	--				
FT ATTEMPTS:	--					FT ATTEMPTS:	--				
REBOUNDS:	1 (2x) MR vs. Virginia (11/20/23)					REBOUNDS:	1 (2x) MR vs. Virginia (11/20/23)				
ASSISTS:	--					ASSISTS:	--				
BLOCKS:	--					BLOCKS:	--				
STEALS:	--					STEALS:	--				
MINUTES:	2 vs. Arkansas State (11/6/23)					MINUTES:	2 vs. Arkansas State (11/6/23)				

GAME-BY-GAME STATISTICS

#12 HAERTLE, Luke																			
Opponent	Date	GS	MIN	Total		3-Pointers		Free throws		Rebounds				PF	A	TO	BLK	STL	PTS
				FG-FGA	PCT	3FG-3FGA	PCT	FT-FTA	PCT	OFF	DEF	TOT	AVG						
Arkansas St.	11/06/2023		02:00	0-0	.000	0-0	.000	0-0	.000	0	0	0	0.0	0	0	0	0	0	0.0
at Providence	11/14/2023		00:44	0-0	.000	0-0	.000	0-0	.000	0	0	0	0.0	0	0	0	0	0	0.0
Robert Morris	11/17/2023		00:16	0-0	.000	0-0	.000	0-0	.000	0	1	1	0.3	0	0	0	0	0	0.0
vs Virginia	11/20/2023		00:43	0-0	.000	0-0	.000	0-0	.000	0	1	1	0.5	0	0	0	0	0	0.0
Western Ill.	11/27/2023		01:16	0-0	.000	0-0	.000	0-0	.000	0	0	0	0.4	0	0	0	0	0	0.0
Chicago St.	12/22/2023		00:36	0-0	.000	0-0	.000	0-0	.000	0	0	0	0.3	0	0	0	0	0	0.0
Nebraska	01/06/2024		01:15	0-1	.000	0-0	.000	0-0	.000	0	0	0	0.3	0	0	0	0	0	0.0
Totals		0	06:50	0-1	.000	0-0	.000	0-0	.000	0	2	2	0.3	0	0	0	0	0	0.0

CAREER STATISTICS

HAERTLE, Luke																		
SEASON	TEAM	GP-GS	MIN/AVG	Field Goals		3-Point		F-Throws		Rebounds				Scoring				
				FG-FGA	FG%	3FG-3FGA	3FG%	FT-FTA	FT%	OFF	DEF	TOT	AVG	PF-FO	A	TO	BLK	STL
2023-24	Wisc	7-0	7/1.0	0-1	.000	0-0	.000	0-0	.000	0	2	2	0.3	0-0	0	0	0	0
TOTAL		7-0	7/1.0	0-1	.000	0-0	.000	0-0	.000	0	2	2	0.3	0-0	0	0	0	0

14 | CARTER GILMORE

Junior | Forward | 6-7 | 232
Hartland, Wis. | Arrowhead



X/Twitter: @CarterGilmore03 | Instagram: @cartergilmore_

GET TO KNOW CARTER

A 6-foot-7 forward from Hartland, Wisconsin, Carter Gilmore is now in his fourth season with Wisconsin. Gilmore played in 35 games, including three starts, last season for the Badgers, averaging 12.9 minutes per game as a key rotation player. A preferred walk-on who has since earned a scholarship, Gilmore scored a career-high eight points in a game at Iowa last season. Gilmore was a standout in-state recruit at Arrowhead, where he finished as the all-time leading scorer (1,565 points) and led Arrowhead to a program-best record of 23-1 and a regional championship his senior season.

INDIVIDUAL BENCHMARKS

	SEASON	CAREER
GP/GS:	16/0	82/3
5+ POINTS:	2	10
10+ POINTS:	--	--
5+ REBOUNDS:	--	7
LED UW IN PTS:	--	--
LED UW IN REB:	--	--

MISCELLANEOUS STATISTICS

- Last 20+ pt game: --
- Last 30+ pt game: --

TOP PERFORMANCES

- vs. #24 Virginia (11/20/23): Had 4 points (2-2 FG) and 4 rebounds in 13 minutes off the bench in a win.
- at Iowa (11/12/22): Scored a career high 8 points, plus 4 rebounds off the bench in a win at Iowa.
- vs #13 Maryland (12/6/22): Tallied 7 points, 3 rebounds, 1 assist and 1 block in a win.

SEASON HIGHS

POINTS: 7 (2x) MR vs. Chicago St (12/22/23)
FIELD GOALS: 3 at Arizona (12/9/23)
FG ATTEMPTS: 4 at Arizona (12/9/23)
3-POINT FGS: 1 at Arizona (12/9/23)
3-POINT FGAS: 2 at Arizona (12/9/23)
FREE THROWS: 5 vs. Chicago State (12/22/23)
FT ATTEMPTS: 5 vs. Chicago State (12/22/23)
REBOUNDS: 4 (3x) MR vs. Marquette (12/2/23)
ASSISTS: 2 vs. Marquette (12/2/23)
BLOCKS: --
STEALS: 1 at Arizona (12/9/23)
MINUTES: 14 at Michigan St (12/5/23)

CAREER HIGHS

POINTS: 8 at Iowa (12/11/22)
FIELD GOALS: 4 at Iowa (12/11/22)
FG ATTEMPTS: 7 at Iowa (12/11/22)
3-POINT FGS: 1 (6x) MR at Arizona (12/9/23)
3-POINT FGAS: 3 (2x) MR vs. Iowa (2/22/23)
FREE THROWS: 5 vs. Chicago State (12/22/23)
FT ATTEMPTS: 5 (2x) MR vs. Chicago St (12/22/23)
REBOUNDS: 7 at Illinois (1/7/23)
ASSISTS: 3 (3x) MR at Oregon (3/21/23)
BLOCKS: 2 vs. Bradley (3/14/23)
STEALS: 2 (2x) MR vs. Kansas (11/24/22)
MINUTES: 33 at Indiana (1/14/23)

GAME-BY-GAME STATISTICS

#14 GILMORE, Carter

Opponent	Date	GS	MIN	Total		3-Pointers		Free throws		Rebounds				PF				PTS	
				FG-FGA	PCT	3FG-3FGA	PCT	FT-FTA	PCT	OFF	DEF	TOT	AVG	A	TO	BLK	STL	PTS	AVG
Arkansas St.	11/06/2023		12:40	1-2	.500	0-0	.000	2-2	1.000	1	3	4	4.0	4	0	1	0	4	4.0
Tennessee	11/10/2023		06:13	1-1	1.000	0-0	.000	0-1	.000	0	0	0	2.0	1	0	0	0	2	3.0
at Providence	11/14/2023		12:57	1-2	.500	0-1	.000	0-0	.000	0	2	2	2.0	3	1	1	0	2	2.7
Robert Morris	11/17/2023		11:41	0-0	.000	0-0	.000	0-0	.000	0	1	1	1.8	2	0	0	0	0	2.0
vs Virginia	11/20/2023		13:25	2-2	1.000	0-0	.000	0-0	.000	1	3	4	2.2	0	0	1	0	4	2.4
vs SMU	11/22/2023		13:24	0-0	.000	0-0	.000	0-0	.000	0	0	0	1.8	0	0	0	0	0	2.0
Marquette	12/02/2023		10:37	0-2	.000	0-1	.000	0-0	.000	2	2	4	2.1	1	2	1	0	0	1.7
at Michigan St.	12/05/2023		13:36	0-1	.000	0-1	.000	0-0	.000	0	0	0	1.9	1	1	0	0	0	1.5
at Arizona	12/09/2023		10:29	3-4	.750	1-2	.500	0-0	.000	1	0	1	1.8	2	0	0	0	1	7.21
Jacksonville St.	12/14/2023		09:15	0-0	.000	0-0	.000	0-0	.000	0	1	1	1.7	1	0	1	0	0	1.9
Chicago St.	12/22/2023		10:26	1-1	1.000	0-0	.000	5-5	1.000	2	0	2	1.7	0	0	1	0	7	2.4
Iowa	01/02/2024		11:28	0-1	.000	0-0	.000	3-4	.750	2	1	3	1.8	1	0	0	0	3	2.4
Nebraska	01/06/2024		06:52	1-1	1.000	0-0	.000	0-0	.000	0	0	0	1.7	1	1	0	0	2	2.4
at Ohio St.	01/10/2024		10:11	0-0	.000	0-0	.000	0-0	.000	0	1	1	1.6	2	1	0	0	0	2.2
Northwestern	01/13/2024		06:33	0-0	.000	0-0	.000	0-0	.000	0	0	0	1.5	2	0	1	0	0	2.1
at Penn St.	01/16/2024		05:51	0-0	.000	0-0	.000	0-0	.000	0	0	0	1.4	1	0	0	0	0	1.9
Totals			0 165:38	10-17	.588	1-5	.200	10-12	.833	9	14	23	1.4	22	6	7	0	1	31 1.9

CAREER STATISTICS

GILMORE, Carter

SEASON	TEAM	GP-GS	MIN/AVG	Field Goals		3-Point		F-Throws		Rebounds				Scoring						
				FG-FGA	FG%	3FG-3FGA	3FG%	FT-FTA	FT%	OFF	DEF	TOT	AVG	PF-FO	A	TO	BLK	STL	PTS	AVG
2020-21	Wisc	9-0	16/1.8	1-5	.200	0-4	.000	0-0	.000	0	3	3	0.3	2-0	0	0	0	0	2	0.2
2021-22	Wisc	22-0	172/7.8	7-27	.259	1-13	.077	4-7	.571	6	16	22	1.0	20-0	8	2	4	2	19	0.9
2022-23	Wisc	35-3	659/18.8	37-91	.407	5-26	.192	12-27	.444	37	50	87	2.5	71-0	33	12	6	19	91	2.6
2023-24	Wisc	16-0	166/10.4	10-17	.588	1-5	.200	10-12	.833	9	14	23	1.4	22-0	6	7	0	1	31	1.9
TOTAL		82-3	1012/12.3	55-140	.393	7-48	.146	26-46	.565	52	83	135	1.6	115-0	47	21	10	22	143	1.7

15 | ISAAC GARD

Sophomore | Guard | 6-2 | 165
Oregon, Wis. | Oregon



X/Twitter: @gardo1214 | Instagram: @isaacggard

GET TO KNOW ISAAC

Isaac Gard joined the Badgers as a walk-on and begins his second season with the Badgers in 2023-24. The sophomore guard from Oregon, Wisconsin appeared in five games last season. He recorded his first career minutes as a Badger in a win vs. South Dakota. As a senior at Oregon High School, he started all 14 games and averaged 9.6 points per game while shooting 39 percent from 3-point range. A three-year letterwinner in basketball, Gard was also a two-year participant in baseball. Gard’s father, Greg, is the current head coach of the Wisconsin men’s basketball team.

HONORS

- Academic All-Big Ten (2023)

INDIVIDUAL BENCHMARKS

	SEASON	CAREER
GP/GS:	5/0	10/0
5+ POINTS:	--	--
5+ REBOUNDS:	--	--
10+ MIN PLAYED:	--	--

MISCELLANEOUS STATISTICS

- Last 20+ pt game: --
- Last 30+ pt game: --

TOP PERFORMANCES

- South Dakota (11/7/22): Played 1 minute off the bench, his first career playing time at Wisconsin.

SEASON HIGHS

POINTS: --
FIELD GOALS: --
FG ATTEMPTS: 1 vs. Arkansas State (11/6/23)
3-POINT FGS: --
3-POINT FGAS: --
FREE THROWS: --
FT ATTEMPTS: --
REBOUNDS: --
ASSISTS: --
BLOCKS: --
STEALS: --
MINUTES: 1 (5x) MR vs. Nebraska (1/6/24)

CAREER HIGHS

POINTS: --
FIELD GOALS: --
FG ATTEMPTS: 1 vs. Arkansas State (11/6/23)
3-POINT FGS: --
3-POINT FGAS: 1 vs. Lehigh (12/15/22)
FREE THROWS: --
FT ATTEMPTS: --
REBOUNDS: --
ASSISTS: --
BLOCKS: --
STEALS: --
MINUTES: 2 vs. Lehigh (12/15/22)

GAME-BY-GAME STATISTICS

#15 GARD, Isaac

Opponent	Date	GS	MIN	Total		3-Pointers		Free throws		Rebounds				PF						
				FG-FGA	PCT	3FG-3FGA	PCT	FT-FTA	PCT	OFF	DEF	TOT	AVG	A	TO	BLK	STL	PTS	AVG	
Arkansas St.	11/06/2023		00:58	0-1	.000	0-0	.000	0-0	.000	0	0	0	0.0	0	0	0	0	0	0.0	
vs Virginia	11/20/2023		00:43	0-0	.000	0-0	.000	0-0	.000	0	0	0	0.0	0	0	0	0	0	0.0	
Western Ill.	11/27/2023		01:16	0-0	.000	0-0	.000	0-0	.000	0	0	0	0.0	0	0	0	0	0	0.0	
Chicago St.	12/22/2023		00:36	0-0	.000	0-0	.000	0-0	.000	0	0	0	0.0	0	0	0	0	0	0.0	
Nebraska	01/06/2024		01:15	0-0	.000	0-0	.000	0-0	.000	0	0	0	0.0	1	0	0	0	0	0.0	
Totals		0	04:47	0-1	.000	0-0	.000	0-0	.000	0	0	0	0.0	1	0	0	0	0	0.0	

CAREER STATISTICS

GARD, Isaac

			Field Goals		3-Point		F-Throws		Rebounds								Scoring			
SEASON	TEAM	GP-GS	MIN/AVG	FG-FGA	FG%	3FG-3FGA	3FG%	FT-FTA	FT%	OFF	DEF	TOT	AVG	PF-FO	A	TO	BLK	STL	PTS	AVG
2022-23	Wisc	5-0	5/0.9	0-1	.000	0-1	.000	0-0	.000	0	0	0	0.0	1-0	0	0	0	0	0	0.0
2023-24	Wisc	5-0	5/1.0	0-1	.000	0-0	.000	0-0	.000	0	0	0	0.0	1-0	0	0	0	0	0	0.0
TOTAL		10-0	9/0.9	0-2	.000	0-1	.000	0-0	.000	0	0	0	0.0	2-0	0	0	0	0	0	0.0

21 | CHRIS HODGES

Sophomore | Forward | 6-9 | 250

Schaumburg, Ill. | Schaumburg



X/Twitter: @chrishodges35 | Instagram: @chrishodges35

GET TO KNOW CHRIS

Chris Hodges made his debut for the Badgers last season, playing in 14 games for Wisconsin. He scored his first points at UW against Michigan State. The 6-foot-9 forward from Schaumburg, Illinois, played at Schaumburg High School, where he was named the 2019 Mid-Suburban League West Player of the Year as a junior. Earning Second-Team Class 4A All-State honors, as well as MSL all-conference and all-area awards in 2019, Hodges led Schaumburg to a 25-7 record his junior year, the MSL championship, and helped the team advance to the regional finals. He averaged 15.5 points (69.8% FG), 8.0 rebounds and 2.0 blocks per game as a junior. As a sophomore in 2018, he led Schaumburg to a regional championship averaging 16 points, 5.2 rebounds and 2 blocks per game.

INDIVIDUAL BENCHMARKS

	SEASON	CAREER
GP/GS:	5/0	19/0
5+ POINTS:	--	--
5+ REBOUNDS:	--	--
LED UW IN PTS:	--	--
LED UW IN REB:	--	--

MISCELLANEOUS STATISTICS

- Last 20+ pt game: --
- Last 30+ pt game: --

TOP PERFORMANCES

- South Dakota (11/7/22): Played 6 minutes off the bench, his first career minutes at Wisconsin.

SEASON HIGHS

POINTS: --
FIELD GOALS: --
FG ATTEMPTS: 1 vs. Western Illinois (11/27/23)
3-POINT FGS: --
3-POINT FGAS: --
FREE THROWS: --
FT ATTEMPTS: --
REBOUNDS: 1 vs. Western Illinois (11/27/23)
ASSISTS: --
BLOCKS: 1 (2x) MR vs. Chicago St (12/22/23)
STEALS: --
MINUTES: 3 vs. Western Illinois (11/27/23)

CAREER HIGHS

POINTS: 2 vs Michigan St. (1/10/23)
FIELD GOALS: 1 vs Michigan St. (1/10/23)
FG ATTEMPTS: 1 (3x) MR at Maryland (1/25/23)
3-POINT FGS: --
3-POINT FGAS: --
FREE THROWS: --
FT ATTEMPTS: --
REBOUNDS: 1 (3x) MR at Indiana (1/14/23)
ASSISTS: --
BLOCKS: 1 (3x) MR vs. Chicago St (12/22/23)
STEALS: --
MINUTES: 6 vs. South Dakota (11/7/22)

GAME-BY-GAME STATISTICS

#21 HODGES, Chris

Opponent	Date	GS	MIN	Total		3-Pointers		Free throws		Rebounds				PF A TO BLK STL PTS AVG							
				FG-FGA	PCT	3FG-3FGA	PCT	FT-FTA	PCT	OFF	DEF	TOT	AVG	PF	A	TO	BLK	STL	PTS	AVG	
Arkansas St.	11/06/2023		02:00	0-0	.000	0-0	.000	0-0	.000	0	0	0	0.0	0	0	0	1	0	0	0.0	
vs Virginia	11/20/2023		01:03	0-0	.000	0-0	.000	0-0	.000	0	0	0	0.0	0	0	0	0	0	0	0.0	
Western Ill.	11/27/2023		02:45	0-1	.000	0-0	.000	0-0	.000	0	1	1	0.3	0	0	0	0	0	0	0.0	
Chicago St.	12/22/2023		02:21	0-0	.000	0-0	.000	0-0	.000	0	0	0	0.3	0	0	0	1	0	0	0.0	
Nebraska	01/06/2024		01:15	0-0	.000	0-0	.000	0-0	.000	0	0	0	0.2	0	0	0	0	0	0	0.0	
Totals		0	09:24	0-1	.000	0-0	.000	0-0	.000	0	1	1	0.2	0	0	0	2	0	0	0.0	

CAREER STATISTICS

HODGES, Chris

			Field Goals		3-Point		F-Throws		Rebounds				Scoring							
SEASON	TEAM	GP-GS	MIN/AVG	FG-FGA	FG%	3FG-3FGA	3FG%	FT-FTA	FT%	OFF	DEF	TOT	AVG	PF-FO	A	TO	BLK	STL	PTS	AVG
2022-23	Wisc	14-0	30/2.2	1-3	.333	0-0	.000	0-0	.000	2	1	3	0.2	3-0	0	0	1	0	2	0.1
2023-24	Wisc	5-0	9/1.9	0-1	.000	0-0	.000	0-0	.000	0	1	1	0.2	0-0	0	0	2	0	0	0.0
TOTAL		19-0	40/2.1	1-4	.250	0-0	.000	0-0	.000	2	2	4	0.2	3-0	0	0	3	0	2	0.1

22 | STEVEN CROWL

Junior | Forward | 7-0 | 247
Eagan, Minn. | Eastview



X/Twitter: @steven_crowl | Instagram: @stevencrowl

GET TO KNOW STEVEN

The development of Steven Crowl has seen an upward trajectory over his career at Wisconsin. The big man averaged 0.7 points per game as a freshman, 8.8 points per contest as a sophomore, and finished last season at 12.1 points per game in a starring role for the Badgers. Crowl developed into a leading contributor for UW last season, ranked second in scoring (12.1 ppg), first in rebounds (6.9 rpg) and second in assists (2.5 apg). A talented passer, Crowl was one of only two 7-footers in the nation last season to average at least 2.5 assists per game. Crowl scored 20-plus points in five games last season, headlined by a career-high 36 points in Wisconsin's first-round NIT win over Bradley.

HONORS

- Academic All-Big Ten (2x) - 2022, 2023

INDIVIDUAL BENCHMARKS

	SEASON	CAREER
GP/GS:	17/17	97/85
10+ POINTS:	11	43
20+ POINTS:	--	7
10+ REBOUNDS:	4	11
DOUBLE-DOUBLES:	4	8
LED UW IN PTS:	2	13
LED UW IN REB:	10	34

MISCELLANEOUS STATISTICS

- Last 20+ pt game: 36 vs. Bradley (3/14/23)
- Last 30+ pt game: 36 vs. Bradley (3/14/23)

TOP PERFORMANCES

- vs Iowa (1/2/24): Double-double with 14 points (6-10 FG, 2-2 3FG) and a career high 13 rebounds.
- vs #3 Marquette (12/2/23): Finished with 16 points and 8 rebounds, shooting 5-6 FG and 6-8 FT.
- vs #24 Virginia (11/20/23): Tallied a double-double with a team-high 15 pts, 10 reb, plus 2 ast and 1 blk.
- vs Robert Morris (11/17/23): Finished with 16 points (7-9 FG) and 8 rebounds in 31 minutes.
- vs Bradley (3/14/23): Exploded for a career high 36 points in an NIT win vs. Bradley at the Kohl Center.

SEASON HIGHS

POINTS: 19 vs. Jax State (12/14/23)
FIELD GOALS: 8 at Penn State (1/16/24)
FG ATTEMPTS: 12 at Michigan St (12/5/23)
3-POINT FGS: 4 at Michigan St (12/5/23)
3-POINT FGAS: 4 at Michigan St (12/5/23)
FREE THROWS: 6 vs. Marquette (12/2/23)
FT ATTEMPTS: 8 (2x) MR vs. Jax State (12/14/23)
REBOUNDS: 13 vs. Iowa (1/2/24)
ASSISTS: 5 at Michigan St (12/5/23)
BLOCKS: 2 (2x) MR at Penn State (1/16/24)
STEALS: 2 vs. Western Illinois (11/27/23)
MINUTES: 33 vs. Iowa (1/2/24)

CAREER HIGHS

POINTS: 36 vs. Bradley (3/14/23)
FIELD GOALS: 12 vs. Bradley (3/14/23)
FG ATTEMPTS: 18 at Illinois (1/7/23)
3-POINT FGS: 5 vs. Bradley (3/14/23)
3-POINT FGAS: 7 (2x) MR vs. Bradley (3/14/23)
FREE THROWS: 7 vs. Bradley (3/14/23)
FT ATTEMPTS: 8 vs. Marquette (12/2/23)
REBOUNDS: 13 vs. Iowa (1/2/24)
ASSISTS: 7 (2x) MR at Iowa (12/11/22)
BLOCKS: 3 vs. Stanford (11/11/22)
STEALS: 2 (2x) MR vs. Western Ill (11/27/23)
MINUTES: 40 at Nebraska (2/11/23)

GAME-BY-GAME STATISTICS

#22 CROWL, Steven

Opponent	Date	GS	MIN	Total		3-Pointers		Free throws		Rebounds				PF	A	TO	BLK	STL	PTS	AVG	
				FG-FGA	PCT	3FG-3FGA	PCT	FT-FTA	PCT	OFF	DEF	TOT	AVG								
Arkansas St.	11/06/2023	*	18:29	3-4	.750	0-0	.000	3-6	.500	0	3	3	3.0	4	4	1	0	0	9	9.0	
Tennessee	11/10/2023	*	25:40	4-9	.444	1-2	.500	5-6	.833	3	6	9	6.0	3	1	1	1	0	14	11.5	
at Providence	11/14/2023	*	28:28	1-5	.200	0-1	.000	2-2	1.000	5	1	6	6.0	2	2	2	0	1	4	9.0	
Robert Morris	11/17/2023	*	31:11	7-9	.778	0-0	.000	2-6	.333	4	4	8	6.5	2	1	1	1	1	16	10.8	
vs Virginia	11/20/2023	*	27:38	7-10	.700	1-1	1.000	0-0	.000	4	6	10	7.2	0	2	3	1	0	15	11.6	
vs SMU	11/22/2023	*	31:55	2-4	.500	0-0	.000	1-1	1.000	4	4	8	7.3	4	2	2	0	1	5	10.5	
Western Ill.	11/27/2023	*	29:49	5-7	.714	1-1	1.000	2-2	1.000	5	6	11	7.9	2	3	2	0	2	13	10.9	
Marquette	12/02/2023	*	32:18	5-6	.833	0-0	.000	6-8	.750	4	4	8	7.9	2	1	1	1	0	16	11.5	
at Michigan St.	12/05/2023	*	30:35	6-12	.500	4-4	1.000	2-2	1.000	1	5	6	7.7	4	5	1	0	0	18	12.2	
at Arizona	12/09/2023	*	26:27	5-9	.556	1-2	.500	0-0	.000	1	1	2	7.1	1	0	3	0	0	11	12.1	
Jacksonville St.	12/14/2023	*	25:43	7-11	.636	1-3	.333	4-8	.500	1	8	9	7.3	2	0	0	0	0	19	12.7	
Chicago St.	12/22/2023	*	28:58	4-7	.571	0-0	.000	5-6	.833	4	3	7	7.3	2	3	1	0	0	13	12.8	
Iowa	01/02/2024	*	32:37	6-10	.600	2-2	1.000	0-0	.000	2	11	13	7.7	3	2	4	1	0	14	12.8	
Nebraska	01/06/2024	*	30:08	4-5	.800	1-2	.500	0-0	.000	1	6	7	7.6	1	4	1	0	0	9	12.6	
at Ohio St.	01/10/2024	*	28:17	2-8	.250	0-2	.000	1-1	1.000	3	3	6	7.5	2	3	2	0	0	5	12.1	
Northwestern	01/13/2024	*	28:51	2-6	.333	0-2	.000	2-2	1.000	3	5	8	7.6	3	3	2	1	0	6	11.7	
at Penn St.	01/16/2024	*	30:50	8-11	.727	0-0	.000	1-1	1.000	5	6	11	7.8	2	3	2	2	0	17	12.0	
Totals			17	487:56	78-133	.586	12-22	.545	36-51	.706	50	82	132	7.8	39	39	29	10	5	204	12.0

CAREER STATISTICS

CROWL, Steven

SEASON	TEAM	GP-GS	MIN/AVG	Field Goals		3-Point		F-Throws		Rebounds				Scoring						
				FG-FGA	FG%	3FG-3FGA	3FG%	FT-FTA	FT%	OFF	DEF	TOT	AVG	PF-FO	A	TO	BLK	STL	PTS	AVG
2020-21	Wisc	12-0	36/3.0	4-8	.500	0-1	.000	0-0	.000	4	5	9	0.8	9-0	2	3	1	0	8	0.7
2021-22	Wisc	33-33	834/25.3	114-230	.496	26-82	.317	36-45	.800	48	96	144	4.4	84-1	48	31	9	9	290	8.8
2022-23	Wisc	35-35	1071/30.6	173-339	.510	27-88	.307	52-82	.634	53	190	243	6.9	74-0	86	56	17	12	425	12.1
2023-24	Wisc	17-17	488/28.7	78-133	.586	12-22	.545	36-51	.706	50	82	132	7.8	39-0	39	29	10	5	204	12.0
TOTAL		97-85	2429/25.0	369-710	.520	65-193	.337	124-178	.697	155	373	528	5.4	206-1	175	119	37	26	927	9.6

23 | CHUCKY HEPBURN

Junior | Guard | 6-2 | 195
Omaha, Neb. | Bellevue West



X/Twitter: @ChuckyHepburn | Instagram: @chucky.hepburn

GET TO KNOW CHUCKY

Chucky Hepburn, an All-Big Ten Freshman in his debut season and a honorable mention league honoree as a sophomore, continues to elevate his game for the Badgers. Leading Wisconsin with 2.8 assists per game last season, Hepburn's steady leadership has anchored Wisconsin's lineup since he stepped in as a starter immediately as a freshman (started all 68 games his first two seasons). Hepburn improved his 3-point shooting drastically last season, ranking among the Big Ten's best shooting 39.4 percent from distance. Defensively, Hepburn ranked top five in the Big Ten averaging 1.5 steals per game in 2022-23. He is most-known for his game-winning 3-pointer as a freshman to defeat Purdue and clinch the 2022 Big Ten Championship, but he's continued to make clutch plays on both ends of the floor including five game-clinching steals in the final 30 seconds of UW's wins last season.

HONORS

- 2023 All-Big Ten Honorable Mention
- 2022 Big Ten All-Freshman Team

INDIVIDUAL BENCHMARKS

	SEASON	CAREER
GP/GS:	17/17	85/85
10+ POINTS:	6	41
20+ POINTS:	1	4
4+ 3FGS:	--	5
5+ ASSISTS:	7	18
3+ STEALS:	7	17
LED UW IN PTS:	2	13
LED UW IN AST:	12	44

MISCELLANEOUS STATISTICS

- Last 20+ pt game: 20 vs. Arkansas St (11/6/23)
- Last 30+ pt game: --

TOP PERFORMANCES

- vs Nebraska (1/6/24): Game-high 6 assists (1 TO), plus 12 points (3-for-5 from 3) and 3 steals in a win.
- at Michigan St (12/5/23): Career-high 8 assists, plus 5 points and 5 rebounds in the road win.
- vs SMU (11/22/23): Scored all 10 of his points in final 4:36 of championship game victory.
- vs Liberty (3/19/23): Scored a career high 27 points in an NIT win over Liberty.

SEASON HIGHS

POINTS: 20 vs. Arkansas State (11/6/23)
FIELD GOALS: 7 vs. Arkansas State (11/6/23)
FG ATTEMPTS: 10 (3x) MR vs. Robert Morris (11/17/23)
3-POINT FGS: 3 vs. Nebraska (1/6/24)
3-POINT FGAS: 6 at Ohio State (1/10/24)
FREE THROWS: 5 vs. Jax State (12/14/23)
FT ATTEMPTS: 8 vs. Jax State (12/14/23)
REBOUNDS: 6 (2x) MR at Arizona (12/9/23)
ASSISTS: 8 at Michigan St (12/5/23)
BLOCKS: 1 at Michigan St (12/5/23)
STEALS: 5 vs. Jax State (12/14/23)
MINUTES: 37 (3x) MR at Penn State (1/16/24)

CAREER HIGHS

POINTS: 27 vs. Liberty (3/19/23)
FIELD GOALS: 9 vs. Liberty (3/19/23)
FG ATTEMPTS: 21 at Nebraska (2/11/23)
3-POINT FGS: 6 vs. Wake Forest (11/29/22)
3-POINT FGAS: 12 (2x) MR at Nebraska (2/11/23)
FREE THROWS: 9 vs. Liberty (3/19/23)
FT ATTEMPTS: 11 vs. Liberty (3/19/23)
REBOUNDS: 7 vs. Green Bay (11/15/22)
ASSISTS: 8 at Michigan St (12/5/23)
BLOCKS: 2 vs. Indiana (12/8/21)
STEALS: 5 (2x) MR vs. Jax State (12/14/23)
MINUTES: 42 at Nebraska (2/11/23)

GAME-BY-GAME STATISTICS

#23 HEPBURN, Chucky

Opponent	Date	GS	MIN	Total		3-Pointers		Free throws		Rebounds		PF	A	TO	BLK	STL	PTS	AVG			
				FG-FGA	PCT	3FG-3FGA	PCT	FT-FTA	PCT	OFF	DEF								TOT	AVG	
Arkansas St.	11/06/2023	*	30:28	7-10	.700	2-3	.667	4-5	.800	0	1	1	1.0	0	6	2	0	3	20	20.0	
Tennessee	11/10/2023	*	35:36	5-9	.556	1-4	.250	2-2	1.000	2	2	4	2.5	4	1	2	0	1	13	16.5	
at Providence	11/14/2023	*	29:20	2-10	.200	0-3	.000	4-4	1.000	1	2	3	2.7	2	0	2	0	0	8	13.7	
Robert Morris	11/17/2023	*	34:35	4-10	.400	1-5	.200	1-2	.500	0	4	4	3.0	1	5	3	0	3	10	12.8	
vs Virginia	11/20/2023	*	29:30	1-8	.125	1-4	.250	0-0	.000	0	0	0	2.4	2	6	0	0	1	3	10.8	
vs SMU	11/22/2023	*	28:24	3-8	.375	2-4	.500	2-3	.667	1	1	2	2.3	0	1	1	0	1	10	10.7	
Western Ill.	11/27/2023	*	30:13	6-9	.667	1-3	.333	0-0	.000	0	2	2	2.3	1	2	1	0	0	13	11.0	
Marquette	12/02/2023	*	34:13	3-9	.333	0-4	.000	3-4	.750	0	6	6	2.8	1	4	1	0	4	9	10.8	
at Michigan St.	12/05/2023	*	34:00	2-7	.286	1-4	.250	0-0	.000	2	3	5	3.0	0	8	1	1	0	5	10.1	
at Arizona	12/09/2023	*	29:34	3-9	.333	1-2	.500	0-0	.000	0	6	6	3.3	2	6	1	0	1	7	9.8	
Jacksonville St.	12/14/2023	*	30:24	1-6	.167	0-2	.000	5-8	.625	2	0	2	3.2	2	4	0	0	5	7	9.5	
Chicago St.	12/22/2023	*	19:53	1-2	.500	0-0	.000	1-2	.500	0	3	3	3.2	1	4	0	0	1	3	9.0	
Iowa	01/02/2024	*	25:02	2-5	.400	0-1	.000	0-1	.000	0	2	2	3.1	4	3	2	0	1	4	8.6	
Nebraska	01/06/2024	*	32:51	5-8	.625	3-5	.600	0-0	.000	0	2	2	3.0	1	6	1	0	3	13	8.9	
at Ohio St.	01/10/2024	*	36:49	3-8	.375	1-6	.167	0-0	.000	1	3	4	3.1	3	4	1	0	4	7	8.8	
Northwestern	01/13/2024	*	36:33	1-3	.333	0-1	.000	2-2	1.000	1	4	5	3.2	1	3	1	0	3	4	8.5	
at Penn St.	01/16/2024	*	36:48	0-4	.000	0-2	.000	0-0	.000	0	1	1	3.1	2	5	2	0	1	0	8.0	
Totals			17	534:12	49-125	.392	14-53	.264	24-33	.727	10	42	52	3.1	27	68	21	1	32	136	8.0

CAREER STATISTICS

HEPBURN, Chucky

SEASON	TEAM	Field Goals		3-Point		F-Throws		Rebounds		PF-FO		TO		BLK		STL		PTS		AVG
		GP-GS	MIN/AVG	FG-FGA	FG%	3FG-3FGA	3FG%	FT-FTA	FT%	OFF	DEF	TOT	AVG	PF-FO	A	TO	BLK	STL	PTS	
2021-22	Wisc	33-33	1022/31.0	92-237	.388	39-112	.348	39-56	.696	7	63	70	2.1	70-0	77	39	5	36	262	7.9
2022-23	Wisc	35-35	1124/32.1	152-403	.377	68-168	.405	56-78	.718	16	83	99	2.8	75-0	99	52	2	52	428	12.2
2023-24	Wisc	17-17	534/31.4	49-125	.392	14-53	.264	24-33	.727	10	42	52	3.1	27-0	68	21	1	32	136	8.0
TOTAL		85-85	2679/31.5	293-765	.383	121-333	.363	119-167	.713	33	188	221	2.6	172-0	244	112	8	120	826	9.7

25 | JOHN BLACKWELL

Freshman | Guard | 6-4 | 194
Highland Park, Mich. | Brother Rice



X/Twitter: @_Johnblackwell1 | Instagram: @thejohnblackwell

GET TO KNOW JOHN

Three-star recruit from Bloomfield Hills, Michigan ranked as the 26th-best combo guard in the nation and the third-best prospect in the state of Michigan. As a junior at Brother Rice High School, he averaged 13 points, five rebounds and four assists per game while shooting 49 percent from beyond the arc – the highest 3-point shooting percentage in Michigan that season. John's father, Glynn Blackwell, played four seasons at Illinois (1984-88) at shooting guard, playing in 106 games (57 starts) for the Illini where he averaged 12.1 points per game as a senior.

INDIVIDUAL BENCHMARKS

	SEASON	CAREER
GP/GS:	17/0	17/0
5+ POINTS:	15	15
10+ POINTS:	9	9
LED UW IN PTS:	2	2
LED UW IN 3FG:	4	4
10+ MIN PLAYED:	16	16

MISCELLANEOUS STATISTICS

- Last 20+ pt game: --
- Last 30+ pt game: --

TOP PERFORMANCES

- at #1 Arizona (12/9/23): Scored a team-high 17 points (4-5 3FG), while grabbing a team-high 7 rebounds.
- vs #24 Virginia (11/20/23): 10 points in 18 minutes off the bench, including team-high 2 triples (2-3 3FG).
- vs Robert Morris (11/17/23): Career high 18 points (4-5 FG, 2-3 3FG, 8-10 FT) in 18 minutes off bench.
- at Providence (11/14/23): Scored 11 points off of the bench, plus 5 rebounds, in 25 minutes.
- vs Arkansas State (11/6/23): Made his debut as a Badger, scoring 12 points (3-3 FG, 1-1 3FG, 5-7 FT) plus 4 rebounds playing 15 minutes off the bench.

SEASON HIGHS

POINTS: 18 vs. Robert Morris (11/17/23)
FIELD GOALS: 6 at Arizona (12/9/23)
FG ATTEMPTS: 12 at Arizona (12/9/23)
3-POINT FGS: 4 at Arizona (12/9/23)
3-POINT FGAS: 5 at Arizona (12/9/23)
FREE THROWS: 8 vs. Robert Morris (11/17/23)
FT ATTEMPTS: 10 vs. Robert Morris (11/17/23)
REBOUNDS: 9 (2x) MR vs. Chicago St (12/22/23)
ASSISTS: 2 (3x) MR vs. Jax State (12/14/23)
BLOCKS: 1 vs. Chicago State (12/22/23)
STEALS: 2 vs. Robert Morris (11/17/23)
MINUTES: 26 at Arizona (12/9/23)

CAREER HIGHS

POINTS: 18 vs. Robert Morris (11/17/23)
FIELD GOALS: 6 at Arizona (12/9/23)
FG ATTEMPTS: 12 at Arizona (12/9/23)
3-POINT FGS: 4 at Arizona (12/9/23)
3-POINT FGAS: 5 at Arizona (12/9/23)
FREE THROWS: 8 vs. Robert Morris (11/17/23)
FT ATTEMPTS: 10 vs. Robert Morris (11/17/23)
REBOUNDS: 9 (2x) MR vs. Chicago St (12/22/23)
ASSISTS: 2 (3x) MR vs. Jax State (12/14/23)
BLOCKS: 1 vs. Chicago State (12/22/23)
STEALS: 2 vs. Robert Morris (11/17/23)
MINUTES: 26 at Arizona (12/9/23)

GAME-BY-GAME STATISTICS

#25 BLACKWELL, John

Opponent	Date	GS	MIN	Total		3-Pointers		Free throws		Rebounds		PF	A	TO	BLK	STL	PTS	AVG		
				FG-FGA	PCT	3FG-3FGA	PCT	FT-FTA	PCT	OFF	DEF								TOT	AVG
Arkansas St.	11/06/2023		15:06	3-3	1.000	1-1	1.000	5-7	.714	1	3	4	4.0	0	0	1	12	12.0		
Tennessee	11/10/2023		09:23	0-2	.000	0-0	.000	0-0	.000	0	0	0	2.0	0	0	0	0	6.0		
at Providence	11/14/2023		25:25	5-10	.500	1-3	.333	0-0	.000	2	3	5	3.0	1	0	0	11	7.7		
Robert Morris	11/17/2023		18:00	4-5	.800	2-3	.667	8-10	.800	0	2	2	2.8	2	1	0	2	18.0		
vs Virginia	11/20/2023		17:45	2-7	.286	2-3	.667	4-4	1.000	1	3	4	3.0	2	0	0	10	10.2		
vs SMU	11/22/2023		22:09	3-8	.375	0-3	.000	4-4	1.000	3	6	9	4.0	1	2	2	1	10.2		
Western Ill.	11/27/2023		18:06	2-3	.667	1-1	1.000	0-0	.000	0	0	0	3.4	2	0	0	5	9.4		
Marquette	12/02/2023		11:16	1-2	.500	0-0	.000	4-4	1.000	0	1	1	3.1	2	0	1	0	6.0		
at Michigan St.	12/05/2023		20:07	2-4	.500	0-2	.000	6-6	1.000	3	1	4	3.2	0	1	1	0	10.0		
at Arizona	12/09/2023		25:56	6-12	.500	4-5	.800	1-2	.500	1	6	7	3.6	2	2	0	17	9.9		
Jacksonville St.	12/14/2023		25:08	3-7	.429	1-1	1.000	0-0	.000	1	1	2	3.5	3	2	1	1	7.6		
Chicago St.	12/22/2023		13:56	1-5	.200	0-3	.000	4-4	1.000	0	9	9	3.9	3	0	1	1	6.3		
Iowa	01/02/2024		23:54	1-5	.200	0-1	.000	3-6	.500	1	3	4	3.9	2	1	3	0	1	5.0	
Nebraska	01/06/2024		18:46	5-8	.625	1-2	.500	1-1	1.000	0	3	3	3.9	0	0	2	0	12.0		
at Ohio St.	01/10/2024		10:57	1-3	.333	1-1	1.000	0-0	.000	0	1	1	3.7	0	1	0	0	3.8		
Northwestern	01/13/2024		17:27	1-3	.333	0-0	.000	3-4	.750	0	3	3	3.6	2	1	1	0	5.8		
at Penn St.	01/16/2024		23:16	3-8	.375	1-2	.500	7-8	.875	1	1	2	3.5	3	0	0	0	14.0		
Totals		0	316:36	43-95	.453	15-31	.484	50-60	.833	14	46	60	3.5	25	11	13	1	7	151	8.9

CAREER STATISTICS

BLACKWELL, John

				Field Goals		3-Point		F-Throws		Rebounds								Scoring		
SEASON	TEAM	GP-GS	MIN/AVG	FG-FGA	FG%	3FG-3FGA	3FG%	FT-FTA	FT%	OFF DEF	TOT	AVG	PF-FO	A	TO	BLK	STL	PTS	AVG	
2023-24	Wisc	17-0	317/18.6	43-95	.453	15-31	.484	50-60	.833	14	46	60	3.5	25-0	11	13	1	7	151	8.9
TOTAL		17-0	317/18.6	43-95	.453	15-31	.484	50-60	.833	14	46	60	3.5	25-0	11	13	1	7	151	8.9

31 | NOLAN WINTER

Freshman | Forward | 6-11 | 220
Lakeville, Minn. | Lakeville North



X/Twitter: @NolanWinter5 | Instagram: @nolan_winter31

GET TO KNOW NOLAN

Nolan Winter committed to Wisconsin and continued not only a family athletic legacy at the collegiate level, but also carried on a line of Lakeville North Badgers. The 6-foot-11 forward ranked as the No. 2 recruit in the state of Minnesota, according to 247 Sports. Winter played basketball at Lakeville North, the same high school program that current senior forward Tyler Wahl and former forward Nate Reuvers attended. The 6-foot-10 senior forward averaged 23.4 points and 11.6 rebounds per game while shooting 64.1 percent from the field and led the Panthers to a 28-4 record and the Class AAAA state semifinals. He was named the 2022-23 Gatorade State Player of the Year, while also earning player of the year honors from the Associated Press, MaxPreps and East Metro. Nolan's father, Trevor, played Big Ten basketball as a 7-foot center on Minnesota's 1997 Final Four team, and Nolan's mother, Heidi, played volleyball for the Gophers.

INDIVIDUAL BENCHMARKS

	SEASON	CAREER
GP/GS:	17/0	17/0
5+ POINTS:	5	5
10+ POINTS:	--	--
5+ REBOUNDS:	1	1
10+ REBOUNDS:	--	--
LED UW IN PTS:	--	--
LED UW IN REB:	1	1
10+ MIN PLAYED:	9	9

MISCELLANEOUS STATISTICS

- Last 20+ pt game: --
- Last 30+ pt game: --

TOP PERFORMANCES

- at Ohio State (1/10/24): Had a career high 7 points (3-5 FG), plus 2 rebounds in the road win.
- vs Arkansas State (11/6/23): Made his debut as a Badger, scoring 6 points and grabbing a team-high 7 rebounds in 14 minutes off the bench.

SEASON HIGHS

POINTS: 7 at Ohio State (1/10/24)
FIELD GOALS: 3 (2x) MR at Ohio State (1/10/24)
FG ATTEMPTS: 5 (2x) MR at Ohio State (1/10/24)
3-POINT FGs: 1 (5x) MR at Ohio State (1/10/24)
3-POINT FGAS: 3 at Ohio State (1/10/24)
FREE THROWS: 3 vs. Western Illinois (11/27/23)
FT ATTEMPTS: 4 vs. Western Illinois (11/27/23)
REBOUNDS: 7 vs. Arkansas State (11/6/23)
ASSISTS: 2 at Arizona (12/9/23)
BLOCKS: --
STEALS: 1 (2x) MR vs. Virginia (11/20/23)
MINUTES: 15 vs. Arkansas State (11/6/23)

CAREER HIGHS

POINTS: 7 at Ohio State (1/10/24)
FIELD GOALS: 3 (2x) MR at Ohio State (1/10/24)
FG ATTEMPTS: 5 (2x) MR at Ohio State (1/10/24)
3-POINT FGs: 1 (5x) MR at Ohio State (1/10/24)
3-POINT FGAS: 3 at Ohio State (1/10/24)
FREE THROWS: 3 vs. Western Illinois (11/27/23)
FT ATTEMPTS: 4 vs. Western Illinois (11/27/23)
REBOUNDS: 7 vs. Arkansas State (11/6/23)
ASSISTS: 2 at Arizona (12/9/23)
BLOCKS: --
STEALS: 1 (2x) MR vs. Virginia (11/20/23)
MINUTES: 15 vs. Arkansas State (11/6/23)

GAME-BY-GAME STATISTICS

#31 WINTER, Nolan

Opponent	Date	GS	MIN	Total		3-Pointers		Free throws		Rebounds			PF	A	TO	BLK	STL	PTS	AVG		
				FG-FGA	PCT	3FG-3FGA	PCT	FT-FTA	PCT	OFF	DEF	TOT								AVG	
Arkansas St.	11/06/2023		14:31	3-3	1.000	0-0	.000	0-1	.000	2	5	7	7.0	1	0	0	1	6	6.0		
Tennessee	11/10/2023		12:21	1-3	.333	0-2	.000	0-0	.000	1	0	1	4.0	0	1	0	0	2	4.0		
at Providence	11/14/2023		05:56	1-2	.500	1-1	1.000	0-0	.000	2	0	2	3.3	2	0	0	1	3	3.7		
Robert Morris	11/17/2023		06:28	0-1	.000	0-0	.000	0-0	.000	1	1	2	3.0	0	1	0	0	0	2.8		
vs Virginia	11/20/2023		11:19	1-3	.333	1-2	.500	0-0	.000	1	2	3	3.0	0	0	0	1	3	2.8		
vs SMU	11/22/2023		07:34	1-2	.500	0-1	.000	0-0	.000	0	1	1	2.7	0	0	1	0	0	2.7		
Western Ill.	11/27/2023		10:11	0-1	.000	0-1	.000	3-4	.750	1	0	1	2.4	2	0	1	0	3	2.7		
Marquette	12/02/2023		05:41	0-0	.000	0-0	.000	0-0	.000	0	1	1	2.3	0	1	0	0	0	2.4		
at Michigan St.	12/05/2023		08:27	1-3	.333	0-2	.000	0-0	.000	0	3	3	2.3	2	0	0	1	2	2.3		
at Arizona	12/09/2023		13:33	1-2	.500	1-2	.500	0-0	.000	0	1	1	2.2	2	2	0	0	0	3.2		
Jacksonville St.	12/14/2023		14:31	2-3	.667	1-2	.500	0-1	.000	1	2	3	2.3	0	0	0	0	5	2.6		
Chicago St.	12/22/2023		11:50	0-2	.000	0-1	.000	0-0	.000	0	0	0	2.1	0	1	0	0	0	2.4		
Iowa	01/02/2024		07:18	2-3	.667	0-1	.000	1-1	1.000	0	1	1	2.0	1	0	0	0	5	2.6		
Nebraska	01/06/2024		08:37	2-5	.400	0-2	.000	1-1	1.000	0	1	1	1.9	2	0	0	0	5	2.8		
at Ohio St.	01/10/2024		11:19	3-5	.600	1-3	.333	0-0	.000	0	2	2	1.9	1	0	0	0	7	3.1		
Northwestern	01/13/2024		10:47	1-2	.500	0-1	.000	0-0	.000	0	2	2	1.9	2	1	0	0	2	3.0		
at Penn St.	01/16/2024		04:28	1-2	.500	0-0	.000	0-0	.000	1	2	3	2.0	0	0	0	0	2	2.9		
Totals			0	164:51	20-42	.476	5-21	.238	5-8	.625	10	24	34	2.0	15	7	2	0	4	50	2.9

CAREER STATISTICS

WINTER, Nolan

			Field Goals		3-Point		F-Throws		Rebounds								Scoring		
SEASON TEAM	GP-GS	MIN/AVG	FG-FGA	FG%	3FG-3FGA	3FG%	FT-FTA	FT%	OFF	DEF	TOT	AVG	PF-FO	A	TO	BLK	STL	PTS	AVG
2023-24 Wisc	17-0	165/9.7	20-42	.476	5-21	.238	5-8	.625	10	24	34	2.0	15-0	7	2	0	4	50	2.9
TOTAL	17-0	165/9.7	20-42	.476	5-21	.238	5-8	.625	10	24	34	2.0	15-0	7	2	0	4	50	2.9

34 | GUS YALDEN

Freshman | Forward | 6-9 | 245
Appleton, Wis. | La Lumiere (Indiana)



X/Twitter: @gusbus2023 | Instagram: @gus.bus.19

GET TO KNOW GUS

Four-star big man Gus Yalden, a native of Appleton, Wisconsin, returns home to play for his home state Badgers. The 6-foot-9 forward ranked as the 17th best center in the country for his class, according to 247 Sports. Yalden attended IMG Academy (Bradenton, Fla.) and the Asheville School (Asheville, N.C.) during his sophomore and junior years before landing at La Lumiere (La Porte, Ind.) for his senior year. Yalden helped La Lumiere finish 18-10 in the National Interscholastic Basketball Conference (NIBC), which is considered to be one of the toughest conferences in the nation. Prior to his senior season, Yalden had a strong summer in the Nike EYBL, which included a 35-point, 17-rebound performance at the prestigious Nike Peach Jam in July.

INDIVIDUAL BENCHMARKS

	SEASON	CAREER
GP/GS:	--/--	--/--
5+ POINTS:	--	--
10+ POINTS:	--	--
LED UW IN PTS:	--	--
LED UW IN 3FG:	--	--

MISCELLANEOUS STATISTICS

- Last 20+ pt game: --
- Last 30+ pt game: --

TOP PERFORMANCES

SEASON HIGHS

POINTS:	--
FIELD GOALS:	--
FG ATTEMPTS:	--
3-POINT FGS:	--
3-POINT FGAS:	--
FREE THROWS:	--
FT ATTEMPTS:	--
REBOUNDS:	--
ASSISTS:	--
BLOCKS:	--
STEALS:	--
MINUTES:	--

CAREER HIGHS

POINTS:	--
FIELD GOALS:	--
FG ATTEMPTS:	--
3-POINT FGS:	--
3-POINT FGAS:	--
FREE THROWS:	--
FT ATTEMPTS:	--
REBOUNDS:	--
ASSISTS:	--
BLOCKS:	--
STEALS:	--
MINUTES:	--

GAME-BY-GAME STATISTICS

CAREER STATISTICS

35 | MARKUS ILVER

Junior | Forward | 6-9 | 225
Tallinn, Estonia | Western Reserve Academy (Ohio)



X/Twitter: @MarkusIlver | Instagram: @markus_ilver

GET TO KNOW MARKUS

Hailing from Tallinn, Estonia, junior forward Markus Ilver begins his third season with the Badgers in 2023-24. The 6-foot-8, combo forward appeared in 18 games for UW last season. He scored a career-high six points in a win vs. Dayton at the Battle 4 Atlantis tournament in the Bahamas. During the summer of 2022, Ilver represented Estonia at the FIBA U20 European Championship in Tbilisi, helping lead his country to a third-place finish. Ilver played a partial season of high school basketball – due to COVID-19 restrictions – at Western Reserve Academy in Hudson, Ohio in 2020-21. Ilver also played prep basketball at Massanutten Military Academy in Virginia during the 2019-20 school year. Markus’ father, Priit Ilver, followed a similar path leaving Estonia to play basketball in the United States. Priit Ilver played two seasons at St. Francis Brooklyn from 1998-2000. He appeared in 28 games as a senior before returning to Estonia to play basketball professionally.

HONORS

- Academic All-Big Ten (2023)

INDIVIDUAL BENCHMARKS

	SEASON	CAREER
GP/GS:	13/0	39/0
5+ POINTS:	--	3
10+ POINTS:	--	--
2+ 3FGS:	--	1
10+ MIN PLAYED:	2	9

MISCELLANEOUS STATISTICS

- Last 20+ pt game: --
- Last 30+ pt game: --

TOP PERFORMANCES

- at Penn State (1/16/24): Played 5 minutes, tallying 3 points (1-1 3FG), 5 rebounds, 1 block and 1 assist.
- at Illinois (1/7/23): Played a career high 19 minutes, finishing with 2 points and 3 rebounds.
- vs Dayton (11/23/22): Scored 6 points (2-4 3FG) while playing 10 minutes off the bench vs. Dayton.

SEASON HIGHS

- POINTS: 5 at Arizona (12/9/23)
- FIELD GOALS: 2 at Arizona (12/9/23)
- FG ATTEMPTS: 4 (2x) MR at Arizona (12/9/23)
- 3-POINT FGS: 1 (6x) MR at Penn State (1/16/24)
- 3-POINT FGAS: 3 at Arizona (12/9/23)
- FREE THROWS: --
- FT ATTEMPTS: --
- REBOUNDS: 5 (3x) MR at Penn State (1/16/24)
- ASSISTS: 1 at Penn State (1/16/24)
- BLOCKS: 1 at Penn State (1/16/24)
- STEALS: 2 vs. Western Illinois (11/27/23)
- MINUTES: 19 vs. Arkansas State (11/6/23)

CAREER HIGHS

- POINTS: 6 vs. Dayton (11/23/22)
- FIELD GOALS: 2 (2x) MR at Arizona (12/9/23)
- FG ATTEMPTS: 6 at Illinois (1/7/23)
- 3-POINT FGS: 2 vs. Dayton (11/23/22)
- 3-POINT FGAS: 4 vs. Dayton (11/23/22)
- FREE THROWS: 3 vs. Green Bay (11/12/21)
- FT ATTEMPTS: 4 vs. Green Bay (11/12/21)
- REBOUNDS: 5 (3x) MR at Penn State (1/16/24)
- ASSISTS: 1 (4x) MR at Penn State (1/16/24)
- BLOCKS: 1 at Penn State (1/16/24)
- STEALS: 2 vs. Western Illinois (11/27/23)
- MINUTES: 19 vs. Arkansas State (11/6/23)

GAME-BY-GAME STATISTICS

#35 ILVER, Markus

Opponent	Date	GS	MIN	Total		3-Pointers		Free throws		Rebounds				PF	A	TO	BLK	STL	PTS	AVG
				FG-FGA	PCT	3FG-3FGA	PCT	FT-FTA	PCT	OFF	DEF	TOT	AVG							
Arkansas St.	11/06/2023		19:04	1-4	.250	1-2	.500	0-0	.000	1	4	5	5.0	1	0	2	0	0	3	3.0
Tennessee	11/10/2023		03:03	0-1	.000	0-1	.000	0-0	.000	0	1	1	3.0	0	0	0	0	0	1.5	
at Providence	11/14/2023		03:53	1-1	1.000	1-1	1.000	0-0	.000	0	0	0	2.0	1	0	0	0	0	3	2.0
Robert Morris	11/17/2023		01:55	0-1	.000	0-1	.000	0-0	.000	0	1	1	1.8	0	0	0	0	0	1.5	
vs Virginia	11/20/2023		01:03	0-0	.000	0-0	.000	0-0	.000	0	0	0	1.4	0	0	0	0	0	1.2	
Western Ill.	11/27/2023		13:54	1-1	1.000	1-1	1.000	0-1	.000	1	4	5	2.0	0	1	0	0	2	3	1.5
Marquette	12/02/2023		03:28	0-1	.000	0-1	.000	0-0	.000	0	0	0	1.7	2	0	1	0	0	0	1.3
at Michigan St.	12/05/2023		03:55	0-0	.000	0-0	.000	0-0	.000	1	0	1	1.6	0	0	0	0	0	1.1	
at Arizona	12/09/2023		04:14	2-4	.500	1-3	.333	0-0	.000	1	0	1	1.6	1	0	1	0	0	5	1.6
Jacksonville St.	12/14/2023		00:43	0-0	.000	0-0	.000	0-0	.000	0	0	0	1.4	0	0	0	0	0	1.4	
Nebraska	01/06/2024		02:06	0-0	.000	0-0	.000	0-0	.000	0	0	0	1.3	0	0	0	0	0	1.3	
Northwestern	01/13/2024		02:46	0-0	.000	0-0	.000	0-0	.000	1	1	2	1.3	1	0	0	0	0	1.2	
at Penn St.	01/16/2024		04:57	1-1	1.000	1-1	1.000	0-0	.000	1	4	5	1.6	0	1	0	1	0	3	1.3
Totals		0	65:01	6-14	.429	5-11	.455	0-1	.000	6	15	21	1.6	6	2	4	1	2	17	1.3

CAREER STATISTICS

ILVER, Markus

SEASON	TEAM	GP-GS	MIN/AVG	Field Goals		3-Point		F-Throws		Rebounds				PF-FO				Scoring		
				FG-FGA	FG%	3FG-3FGA	3FG%	FT-FTA	FT%	OFF	DEF	TOT	AVG	PF	FO	A	TO	BLK	STL	PTS
2021-22	Wisc	8-0	28/3.4	1-8	.125	0-5	.000	3-4	.750	1	3	4	0.5	7-0	0	2	0	0	5	0.6
2022-23	Wisc	18-0	119/6.6	11-37	.297	5-21	.238	2-2	1.000	5	12	17	0.9	10-0	3	2	0	1	29	1.6
2023-24	Wisc	13-0	65/5.0	6-14	.429	5-11	.455	0-1	.000	6	15	21	1.6	6-0	2	4	1	2	17	1.3
TOTAL		39-0	211/5.4	18-59	.305	10-37	.270	5-7	.714	12	30	42	1.1	23-0	5	8	1	3	51	1.3

2023-24 OVERALL STATISTICS

Game Records

Record	Overall	Home	Away	Neutral
ALL GAMES	13-4	9-1	2-3	2-0
CONFERENCE	5-1	3-0	2-1	0-0
NON-CONFERENCE	8-3	6-1	0-2	2-0

Score by Periods

Team	1st	2nd	OT	TOT
Wisconsin	608	678	0	1286
Opponents	551	582	0	1133

Team Box Score

No.	Player				Total		3-Point		F-Throw		Rebounds						A	TO	BLK	STL	PTS	AVG
		GP-GS	MIN	AVG	FG-FGA	FG%	3FG-3FGA	3FG%	FT-FTA	FT%	OFF	DEF	TOT	AVG	PF	DQ						
2	STORR, AJ	17-17	450:02	26.5	95-213	.446	20-62	.323	50-59	.847	13	41	54	3.2	13	0	17	25	2	9	260	15.3
22	CROWL, Steven	17-17	487:56	28.7	78-133	.586	12-22	.545	36-51	.706	50	82	132	7.8	39	0	39	29	10	5	204	12.0
5	WAHL, Tyler	17-17	466:54	27.5	70-129	.543	1-5	.200	58-84	.690	40	58	98	5.8	41	1	26	29	10	13	199	11.7
11	KLESMIT, Max	17-17	447:35	26.3	50-106	.472	25-64	.391	28-31	.903	2	27	29	1.7	35	1	22	19	0	15	153	9.0
25	BLACKWELL, John	17-0	316:36	18.6	43-95	.453	15-31	.484	50-60	.833	14	46	60	3.5	25	0	11	13	1	7	151	8.9
23	HEPBURN, Chucky	17-17	534:12	31.4	49-125	.392	14-53	.264	24-33	.727	10	42	52	3.1	27	0	68	21	1	32	136	8.0
3	ESSEGIAN, Connor	17-0	126:59	7.5	20-53	.377	12-37	.324	3-4	.750	2	15	17	1.0	10	0	5	6	0	3	55	3.2
31	WINTER, Nolan	17-0	164:51	9.7	20-42	.476	5-21	.238	5-8	.625	10	24	34	2.0	15	0	7	2	0	4	50	2.9
14	GILMORE, Carter	16-0	165:38	10.4	10-17	.588	1-5	.200	10-12	.833	9	14	23	1.4	22	0	6	7	0	1	31	1.9
35	ILVER, Markus	13-0	65:01	5.0	6-14	.429	5-11	.455	0-1	.000	6	15	21	1.6	6	0	2	4	1	2	17	1.3
4	MCGEE, Kamari	17-0	112:24	6.6	7-15	.467	2-5	.400	6-8	.750	2	10	12	0.7	15	0	6	6	0	10	22	1.3
10	LINDSEY, Isaac	10-0	40:50	4.1	3-11	.273	1-6	.167	1-1	1.000	1	1	2	0.2	5	0	3	1	1	1	8	0.8
15	GARD, Isaac	5-0	04:47	1.0	0-1	.000	0-0	.000	0-0	.000	0	0	0	0.0	1	0	0	0	0	0	0	0.0
12	HAERTLE, Luke	7-0	06:50	1.0	0-1	.000	0-0	.000	0-0	.000	0	2	2	0.3	0	0	0	0	0	0	0	0.0
21	HODGES, Chris	5-0	09:24	1.9	0-1	.000	0-0	.000	0-0	.000	0	1	1	0.2	0	0	0	0	2	0	0	0.0
Team											14	32	46					8				
Total		17	3400		451-956	.472	113-322	.351	271-352	.770	173	410	583	34.3	254	2	212	170	28	102	1286	75.6
Opponents		17	3400		411-908	.453	119-338	.352	192-279	.688	115	371	486	28.6	329	6	181	200	64	77	1133	66.6

Team Statistics

	WISC	OPP
Scoring	1286	1133
Points per game	75.6	66.6
Scoring margin	+9.0	-
Field goals-att	451-956	411-908
Field goal pct	.472	.453
3 point fg-att	113-322	119-338
3-point FG pct	.351	.352
3-pt FG made per game	6.6	7.0
Free throws-att	271-352	192-279
Free throw pct	.770	.688
F-Throws made per game	15.9	11.3
Rebounds	583	486
Rebounds per game	34.3	28.6
Rebounding margin	+5.7	-
Assists	212	181
Assists per game	12.5	10.6
Turnovers	170	200
Turnovers per game	10.0	11.8
Turnover margin	+1.8	-
Assist/turnover ratio	1.2	0.9
Steals	102	77
Steals per game	6.0	4.5
Blocks	28	64
Blocks per game	1.6	3.8
Winning streak	0	-
Home win streak	8	-
Attendance	151443	61292
Home games-Avg/Game	10-15144	5-12258
Neutral site-Avg/Game	-	2-3500

Team Results

Date	Opponent		Score	Att.
11/06/2023	Arkansas St.	W	105-76	14033
11/10/2023	Tennessee	L	70-80	17287
11/14/2023	at Providence	L	59-72	12069
11/17/2023	Robert Morris	W	78-68	14189
11/20/2023	vs Virginia	W	65-41	3500
11/22/2023	vs SMU	W	69-61	3500
11/27/2023	Western Ill.	W	71-49	14092
12/02/2023	Marquette	W	75-64	17071
12/05/2023	at Michigan St.	W	70-57	14797
12/09/2023	at Arizona	L	73-98	14688
12/14/2023	Jacksonville St.	W	75-60	12816
12/22/2023	Chicago St.	W	80-53	14104
01/02/2024	Iowa	W	83-72	15725
01/06/2024	Nebraska	W	88-72	15055
01/10/2024	at Ohio St.	W	71-60	11276
01/13/2024	Northwestern	W	71-63	17071
01/16/2024	at Penn St.	L	83-87	8462

2023-24 BIG TEN STATISTICS

Game Records

Record	Overall	Home	Away	Neutral
ALL GAMES	5-1	3-0	2-1	0-0
CONFERENCE	5-1	3-0	2-1	0-0
NON-CONFERENCE	0-0	0-0	0-0	0-0

Score by Periods

Team	1st	2nd	OT	TOT
Wisconsin	219	247	0	466
Opponents	190	221	0	411

Team Box Score

No.	Player				Total		3-Point		F-Throw		Rebounds													
		GP-GS	MIN	AVG	FG-FGA	FG%	3FG-3FGA	3FG%	FT-FTA	FT%	OFF	DEF	TOT	AVG	PF	DQ	A	TO	BLK	STL	PTS	AVG		
2	STORR, AJ	6-6	171:17	28.5	37-75	.493	11-27	.407	17-21	.810	4	21	25	4.2	6	0	8	12	1	3	102	17.0		
5	WAHL, Tyler	6-6	176:49	29.5	22-40	.550	1-1	1.000	32-42	.762	14	23	37	6.2	14	0	14	12	4	5	77	12.8		
11	KLESMIT, Max	6-6	167:17	27.9	23-41	.561	11-23	.478	15-17	.882	0	10	10	1.7	11	1	9	7	0	4	72	12.0		
22	CROWL, Steven	6-6	181:19	30.2	28-52	.538	7-12	.583	6-6	1.000	15	36	51	8.5	15	0	20	12	6	0	69	11.5		
25	BLACKWELL, John	6-0	114:26	19.1	13-31	.419	3-8	.375	20-25	.800	5	12	17	2.8	7	0	4	7	0	1	49	8.2		
23	HEPBURN, Chucky	6-6	202:03	33.7	13-35	.371	5-19	.263	2-3	.667	4	15	19	3.2	11	0	29	8	1	12	33	5.5		
3	ESSEGAN, Connor	6-0	33:37	5.6	9-18	.500	7-14	.500	1-2	.500	0	5	5	0.8	0	0	1	0	0	1	26	4.3		
31	WINTER, Nolan	6-0	50:56	8.5	10-20	.500	1-9	.111	2-2	1.000	1	11	12	2.0	8	0	1	0	0	1	23	3.8		
4	MCGEE, Kamari	6-0	28:04	4.7	3-4	.750	1-1	1.000	0-0	.000	1	4	5	0.8	3	0	2	2	0	5	7	1.2		
14	GILMORE, Carter	6-0	54:31	9.1	1-3	.333	0-1	.000	3-4	.750	2	2	4	0.7	8	0	3	1	0	0	5	0.8		
35	ILVER, Markus	4-0	13:44	3.4	1-1	1.000	1-1	1.000	0-0	.000	3	5	8	2.0	1	0	1	0	1	0	3	0.8		
10	LINDSEY, Isaac	2-0	02:12	1.1	0-1	.000	0-1	.000	0-0	.000	0	0	0	0.0	0	0	0	0	0	0	0	0.0		
15	GARD, Isaac	1-0	01:15	1.3	0-0	.000	0-0	.000	0-0	.000	0	0	0	0.0	1	0	0	0	0	0	0	0.0		
12	HAERTLE, Luke	1-0	01:15	1.3	0-1	.000	0-0	.000	0-0	.000	0	0	0	0.0	0	0	0	0	0	0	0	0.0		
21	HODGES, Chris	1-0	01:15	1.3	0-0	.000	0-0	.000	0-0	.000	0	0	0	0.0	0	0	0	0	0	0	0	0.0		
Team											3	9	12					2						
Total		6	1200		160-322	.497	48-117	.410	98-122	.803	52	153	205	34.2	85	1	92	63	13	32	466	77.7		
Opponents		6	1200		156-335	.466	45-121	.372	54-79	.684	35	128	163	27.2	110	1	74	58	26	30	411	68.5		

Team Statistics

	WISC	OPP
Scoring	466	411
Points per game	77.7	68.5
Scoring margin	+9.2	-
Field goals-att	160-322	156-335
Field goal pct	.497	.466
3 point fg-att	48-117	45-121
3-point FG pct	.410	.372
3-pt FG made per game	8.0	7.5
Free throws-att	98-122	54-79
Free throw pct	.803	.684
F-Throws made per game	16.3	9.0
Rebounds	205	163
Rebounds per game	34.2	27.2
Rebounding margin	+7.0	-
Assists	92	74
Assists per game	15.3	12.3
Turnovers	63	58
Turnovers per game	10.5	9.7
Turnover margin	-0.8	-
Assist/turnover ratio	1.5	1.3
Steals	32	30
Steals per game	5.3	5.0
Blocks	13	26
Blocks per game	2.2	4.3
Winning streak	0	-
Home win streak	3	-
Attendance	47851	34535
Home games-Avg/Game	3-15950	3-11512
Neutral site-Avg/Game	-	0-0

Team Results

Date	Opponent		Score	Att.
12/05/2023	at Michigan St.	W	70-57	14797
01/02/2024	Iowa	W	83-72	15725
01/06/2024	Nebraska	W	88-72	15055
01/10/2024	at Ohio St.	W	71-60	11276
01/13/2024	Northwestern	W	71-63	17071
01/16/2024	at Penn St.	L	83-87	8462

2023-24 HOME STATISTICS

Game Records

Record	Overall	Home	Away	Neutral
ALL GAMES	9-1	9-1	0-0	0-0
CONFERENCE	3-0	3-0	0-0	0-0
NON-CONFERENCE	6-1	6-1	0-0	0-0

Score by Periods

Team	1st	2nd	OT	TOT
Wisconsin	400	396	0	796
Opponents	321	336	0	657

Team Box Score

No.	Player				Total		3-Point		F-Throw		Rebounds													
		GP-GS	MIN	AVG	FG-FGA	FG%	3FG-3FGA	3FG%	FT-FTA	FT%	OFF	DEF	TOT	AVG	PF	DQ	A	TO	BLK	STL	PTS	AVG		
2	STORR, AJ	10-10	262:33	26.3	54-123	.439	9-35	.257	31-39	.795	7	20	27	2.7	9	0	10	14	2	5	148	14.8		
5	WAHL, Tyler	10-10	274:35	27.5	44-67	.657	1-2	.500	43-65	.662	21	31	52	5.2	20	0	17	18	5	6	132	13.2		
22	CROWL, Steven	10-10	283:46	28.4	47-74	.635	6-12	.500	29-44	.659	27	56	83	8.3	24	0	22	14	5	3	129	12.9		
11	KLESMIT, Max	10-10	266:09	26.6	31-62	.500	17-41	.415	18-21	.857	2	15	17	1.7	20	0	15	12	0	9	97	9.7		
23	HEPBURN, Chucky	10-10	309:48	31.0	35-71	.493	8-28	.286	18-26	.692	5	26	31	3.1	16	0	38	13	0	24	96	9.6		
25	BLACKWELL, John	10-0	171:02	17.1	21-43	.488	6-12	.500	28-36	.778	3	25	28	2.8	16	0	5	10	1	6	76	7.6		
3	ESSEGIAN, Connor	10-0	77:33	7.8	14-32	.438	9-22	.409	2-2	1.000	1	9	10	1.0	8	0	2	3	0	2	39	3.9		
31	WINTER, Nolan	10-0	102:15	10.2	11-23	.478	1-10	.100	5-8	.625	6	13	19	1.9	8	0	5	1	0	1	28	2.8		
14	GILMORE, Carter	9-0	85:45	9.5	4-8	.500	0-1	.000	10-12	.833	7	8	15	1.7	13	0	3	5	0	0	18	2.0		
4	MCGEE, Kamari	10-0	71:25	7.1	6-10	.600	1-3	.333	6-8	.750	1	7	8	0.8	13	0	4	5	0	7	19	1.9		
10	LINDSEY, Isaac	6-0	30:21	5.1	3-10	.300	1-6	.167	1-1	1.000	0	1	1	0.2	3	0	3	1	1	1	8	1.3		
35	ILVER, Markus	8-0	46:59	5.9	2-8	.250	2-6	.333	0-1	.000	3	11	14	1.8	4	0	1	3	0	2	6	0.8		
15	GARD, Isaac	4-0	04:05	1.0	0-1	.000	0-0	.000	0-0	.000	0	0	0	0.0	1	0	0	0	0	0	0	0.0		
12	HAERTLE, Luke	5-0	05:23	1.1	0-1	.000	0-0	.000	0-0	.000	0	1	1	0.2	0	0	0	0	0	0	0	0.0		
21	HODGES, Chris	4-0	08:21	2.1	0-1	.000	0-0	.000	0-0	.000	0	1	1	0.3	0	0	0	0	2	0	0	0.0		
Team											6	21	27				4							
Total		10	2000		272-534	.509	61-178	.343	191-263	.726	89	245	334	33.4	155	0	125	103	16	66	796	79.6		
Opponents		10	2000		234-544	.430	67-207	.324	122-170	.718	74	208	282	28.2	221	5	90	130	26	44	657	65.7		

Team Statistics

	WISC	OPP
Scoring	796	657
Points per game	79.6	65.7
Scoring margin	+13.9	-
Field goals-att	272-534	234-544
Field goal pct	.509	.430
3 point fg-att	61-178	67-207
3-point FG pct	.343	.324
3-pt FG made per game	6.1	6.7
Free throws-att	191-263	122-170
Free throw pct	.726	.718
F-Throws made per game	19.1	12.2
Rebounds	334	282
Rebounds per game	33.4	28.2
Rebounding margin	+5.2	-
Assists	125	90
Assists per game	12.5	9.0
Turnovers	103	130
Turnovers per game	10.3	13.0
Turnover margin	+2.7	-
Assist/turnover ratio	1.2	0.7
Steals	66	44
Steals per game	6.6	4.4
Blocks	16	26
Blocks per game	1.6	2.6
Winning streak	8	-
Home win streak	8	-
Attendance	151443	0
Home games-Avg/Game	10-15144	0-0
Neutral site-Avg/Game	-	0-0

Team Results

Date	Opponent		Score	Att.
11/06/2023	Arkansas St.	W	105-76	14033
11/10/2023	Tennessee	L	70-80	17287
11/17/2023	Robert Morris	W	78-68	14189
11/27/2023	Western Ill.	W	71-49	14092
12/02/2023	Marquette	W	75-64	17071
12/14/2023	Jacksonville St.	W	75-60	12816
12/22/2023	Chicago St.	W	80-53	14104
01/02/2024	Iowa	W	83-72	15725
01/06/2024	Nebraska	W	88-72	15055
01/13/2024	Northwestern	W	71-63	17071

2023-24 ROAD/NEUTRAL STATISTICS

Game Records

Record	Overall	Home	Away	Neutral
ALL GAMES	4-3	0-0	2-3	2-0
CONFERENCE	2-1	0-0	2-1	0-0
NON-CONFERENCE	2-2	0-0	0-2	2-0

Score by Periods

Team	1st	2nd	OT	TOT
Wisconsin	208	282	0	490
Opponents	230	246	0	476

Team Box Score

No.	Player				Total		3-Point		F-Throw		Rebounds													
		GP-GS	MIN	AVG	FG-FGA	FG%	3FG-3FGA	3FG%	FT-FTA	FT%	OFF	DEF	TOT	AVG	PF	DQ	A	TO	BLK	STL	PTS	AVG		
2	STORR, AJ	7-7	187:30	26.8	41-90	.456	11-27	.407	19-20	.950	6	21	27	3.9	4	0	7	11	0	4	112	16.0		
25	BLACKWELL, John	7-0	145:35	20.8	22-52	.423	9-19	.474	22-24	.917	11	21	32	4.6	9	0	6	3	0	1	75	10.7		
22	CROWL, Steven	7-7	204:11	29.2	31-59	.525	6-10	.600	7-7	1.000	23	26	49	7.0	15	0	17	15	5	2	75	10.7		
5	WAHL, Tyler	7-7	192:19	27.5	26-62	.419	0-3	.000	15-19	.789	19	27	46	6.6	21	1	9	11	5	7	67	9.6		
11	KLESMIT, Max	7-7	181:25	25.9	19-44	.432	8-23	.348	10-10	1.000	0	12	12	1.7	15	1	7	7	0	6	56	8.0		
23	HEPBURN, Chucky	7-7	224:24	32.1	14-54	.259	6-25	.240	6-7	.857	5	16	21	3.0	11	0	30	8	1	8	40	5.7		
31	WINTER, Nolan	7-0	62:36	8.9	9-19	.474	4-11	.364	0-0	.000	4	11	15	2.1	7	0	2	1	0	3	22	3.1		
3	ESSEGIAN, Connor	7-0	49:26	7.1	6-21	.286	3-15	.200	1-2	.500	1	6	7	1.0	2	0	3	3	0	1	16	2.3		
35	ILVER, Markus	5-0	18:02	3.6	4-6	.667	3-5	.600	0-0	.000	3	4	7	1.4	2	0	1	1	1	0	11	2.2		
14	GILMORE, Carter	7-0	79:53	11.4	6-9	.667	1-4	.250	0-0	.000	2	6	8	1.1	9	0	3	2	0	1	13	1.9		
4	MCGEE, Kamari	7-0	40:58	5.9	1-5	.200	1-2	.500	0-0	.000	1	3	4	0.6	2	0	2	1	0	3	3	0.4		
10	LINDSEY, Isaac	4-0	10:29	2.6	0-1	.000	0-0	.000	0-0	.000	1	0	1	0.3	2	0	0	0	0	0	0	0.0		
15	GARD, Isaac	1-0	00:43	0.7	0-0	.000	0-0	.000	0-0	.000	0	0	0	0.0	0	0	0	0	0	0	0	0.0		
12	HAERTLE, Luke	2-0	01:27	0.7	0-0	.000	0-0	.000	0-0	.000	0	1	1	0.5	0	0	0	0	0	0	0	0.0		
21	HODGES, Chris	1-0	01:03	1.1	0-0	.000	0-0	.000	0-0	.000	0	0	0	0.0	0	0	0	0	0	0	0	0.0		
Team											8	11	19					4						
Total		7	1400		179-422	.424	52-144	.361	80-89	.899	84	165	249	35.6	99	2	87	67	12	36	490	70.0		
Opponents		7	1400		177-364	.486	52-131	.397	70-109	.642	41	163	204	29.1	108	1	91	70	38	33	476	68.0		

Team Statistics

	WISC	OPP
Scoring	490	476
Points per game	70.0	68.0
Scoring margin	+2.0	-
Field goals-att	179-422	177-364
Field goal pct	.424	.486
3 point fg-att	52-144	52-131
3-point FG pct	.361	.397
3-pt FG made per game	7.4	7.4
Free throws-att	80-89	70-109
Free throw pct	.899	.642
F-Throws made per game	11.4	10.0
Rebounds	249	204
Rebounds per game	35.6	29.1
Rebounding margin	+6.4	-
Assists	87	91
Assists per game	12.4	13.0
Turnovers	67	70
Turnovers per game	9.6	10.0
Turnover margin	+0.4	-
Assist/turnover ratio	1.3	1.3
Steals	36	33
Steals per game	5.1	4.7
Blocks	12	38
Blocks per game	1.7	5.4
Winning streak	0	-
Home win streak	0	-
Attendance	0	61292
Home games-Avg/Game	0-0	5-12258
Neutral site-Avg/Game	-	2-3500

Team Results

Date	Opponent		Score	Att.
11/14/2023	at Providence	L	59-72	12069
11/20/2023	vs Virginia	W	65-41	3500
11/22/2023	vs SMU	W	69-61	3500
12/05/2023	at Michigan St.	W	70-57	14797
12/09/2023	at Arizona	L	73-98	14688
01/10/2024	at Ohio St.	W	71-60	11276
01/16/2024	at Penn St.	L	83-87	8462

GAME-BY-GAME STATISTICS

WISCONSIN

Opponent	Date	Score		FG-FGA	PCT	3FG-3FGA	PCT	FT-FTA	PCT	OFF	DEF	TOT	AVG	PF	A	TO	BLK	STL	PTS	AVG
Arkansas St.	11/06/2023	105-76	W	39-60	.650	6-12	.500	21-30	.700	7	26	33	33.0	24	17	14	3	7	105	105.0
Tennessee	11/10/2023	70-80	L	25-61	.410	6-24	.250	14-23	.609	10	21	31	32.0	17	10	9	2	3	70	87.5
at Providence	11/14/2023	59-72	L	21-62	.339	5-20	.250	12-12	1.000	13	17	30	31.3	23	6	12	1	6	59	78.0
Robert Morris	11/17/2023	78-68	W	24-45	.533	3-13	.231	27-40	.675	8	19	27	30.3	15	9	9	2	11	78	78.0
vs Virginia	11/20/2023	65-41	W	25-62	.403	8-18	.444	7-8	.875	20	28	48	33.8	7	15	9	1	4	65	75.4
vs SMU	11/22/2023	69-61	W	26-62	.419	5-24	.208	12-13	.923	16	21	37	34.3	10	7	9	1	11	69	74.3
Western Ill.	11/27/2023	71-49	W	25-47	.532	8-22	.364	13-16	.813	7	22	29	33.6	15	9	8	0	5	71	73.9
Marquette	12/02/2023	75-64	W	23-54	.426	5-20	.250	24-28	.857	15	23	38	34.1	13	9	14	1	6	75	74.0
at Michigan St.	12/05/2023	70-57	W	23-51	.451	10-23	.435	14-14	1.000	11	25	36	34.3	12	17	11	2	5	70	73.6
at Arizona	12/09/2023	73-98	L	29-70	.414	10-21	.476	5-8	.625	6	24	30	33.9	18	13	8	0	3	73	73.5
Jacksonville St.	12/14/2023	75-60	W	26-55	.473	5-16	.313	18-26	.692	10	23	33	33.8	13	11	8	0	10	75	73.6
Chicago St.	12/22/2023	80-53	W	28-56	.500	4-15	.267	20-26	.769	9	33	42	34.5	14	14	7	4	4	80	74.2
Iowa	01/02/2024	83-72	W	27-52	.519	4-16	.250	25-35	.714	8	30	38	34.8	15	15	13	3	9	83	74.8
Nebraska	01/06/2024	88-72	W	33-60	.550	13-26	.500	9-13	.692	7	25	32	34.6	13	18	8	0	6	88	75.8
at Ohio St.	01/10/2024	71-60	W	27-57	.474	7-22	.318	10-11	.909	7	25	32	34.4	13	14	5	3	5	71	75.5
Northwestern	01/13/2024	71-63	W	22-44	.500	7-14	.500	20-26	.769	8	23	31	34.2	16	13	13	1	5	71	75.2
at Penn St.	01/16/2024	83-87	L	28-58	.483	7-16	.438	20-23	.870	11	25	36	34.3	16	15	13	4	2	83	75.6
Total		1286		451-956	.472	113-322	.351	271-352	.770	173	410	583	34.3	254	212	170	28	102	1286	75.6
Opponents		1133		411-908	.453	119-338	.352	192-279	.688	115	371	486	28.6	329	181	200	64	77	1133	66.6

Wisconsin Averages

Games Played	Points/game	FG Pct	3FG Pct	FT Pct	Rebounds/game	Assists/game	Turnovers/game	Assist/Turnover ratio	Steals/game	Blocks/game
17	75.6	47.2	35.1	77.0	34.3	12.5	10.0	1.2	6.0	1.6

GAME-BY-GAME STATISTICS

OPPONENT

Opponent	Date	Score		FG-FGA	PCT	3FG-3FGA	PCT	FT-FTA	PCT	OFF	DEF	TOT	AVG	PF	A	TO	BLK	STL	PTS	AVG
Arkansas St.	11/06/2023	105-76	W	24-59	.407	4-21	.190	24-33	.727	10	18	28	28.0	21	7	17	0	7	76	76.0
Tennessee	11/10/2023	70-80	L	28-56	.500	5-17	.294	19-23	.826	6	29	35	31.5	22	10	10	3	3	80	78.0
at Providence	11/14/2023	59-72	L	24-41	.585	8-18	.444	16-27	.593	5	28	33	32.0	16	11	18	3	5	72	76.0
Robert Morris	11/17/2023	78-68	W	24-52	.462	13-29	.448	7-9	.778	8	20	28	31.0	32	8	21	2	4	68	74.0
vs Virginia	11/20/2023	65-41	W	15-46	.326	4-14	.286	7-7	1.000	3	18	21	29.0	10	10	8	8	5	41	67.4
vs SMU	11/22/2023	69-61	W	23-51	.451	8-16	.500	7-12	.583	11	20	31	29.3	18	8	15	3	3	61	66.3
Western Ill.	11/27/2023	71-49	W	15-38	.395	4-13	.308	15-24	.625	6	17	23	28.4	21	6	13	4	3	49	63.9
Marquette	12/02/2023	75-64	W	23-55	.418	7-29	.241	11-14	.786	7	16	23	27.8	21	11	11	1	5	64	63.9
at Michigan St.	12/05/2023	70-57	W	23-51	.451	6-19	.316	5-7	.714	5	17	22	27.1	14	15	8	5	5	57	63.1
at Arizona	12/09/2023	73-98	L	35-60	.583	12-26	.462	16-26	.615	4	35	39	28.3	16	26	7	6	5	98	66.6
Jacksonville St.	12/14/2023	75-60	W	24-52	.462	6-15	.400	6-8	.750	6	21	27	28.2	20	7	15	6	3	60	66.0
Chicago St.	12/22/2023	80-53	W	20-63	.317	3-19	.158	10-17	.588	14	21	35	28.8	22	3	7	2	4	53	64.9
Iowa	01/02/2024	83-72	W	27-62	.435	7-17	.412	11-16	.688	8	24	32	29.0	22	13	14	3	5	72	65.5
Nebraska	01/06/2024	88-72	W	26-53	.491	12-26	.462	8-11	.727	3	23	26	28.8	16	16	12	4	4	72	65.9
at Ohio St.	01/10/2024	71-60	W	25-55	.455	6-18	.333	4-10	.400	9	24	33	29.1	12	10	8	7	2	60	65.5
Northwestern	01/13/2024	71-63	W	23-54	.426	6-21	.286	11-15	.733	6	19	25	28.8	24	9	10	1	6	63	65.4
at Penn St.	01/16/2024	83-87	L	32-60	.533	8-20	.400	15-20	.750	4	21	25	28.6	22	11	6	6	8	87	66.6
Total		1133		411-908	.453	119-338	.352	192-279	.688	115	371	486	28.6	329	181	200	64	77	1133	66.6
Wisconsin		1286		451-956	.472	113-322	.351	271-352	.770	173	410	583	34.3	254	212	170	28	102	1286	75.6

Opponents Averages

Games Played	Points/ game	FG Pct	3FG Pct	FT Pct	Rebounds/ game	Assists/ game	Turnovers/ game	Assist/Turnover ratio	Steals/ game	Blocks/ game
17	66.6	45.3	35.2	68.8	28.6	10.6	11.8	0.9	4.5	3.8

SPECIAL STATISTICS

Game	Pts off T/O (Wis / Opp)	Pts in Paint (Wis / Opp)	2nd Chance Pts (Wis / Opp)	Fast Break Pts (Wis / Opp)	Bench Pts (Wis / Opp)
11/06/23 ARKANSAS ST	24 / 12	56 / 40	10 / 12	12 / 16	39 / 22
11/10/23 #9 TENNESSEE	12 / 14	32 / 42	9 / 11	2 / 8	8 / 23
11/14/23 at Providence	14 / 15	20 / 24	10 / 7	0 / 8	19 / 4
11/17/23 ROBERT MORRIS	19 / 7	42 / 16	8 / 11	8 / 2	24 / 19
11/20/23 vs. Virginia	10 / 13	30 / 14	12 / 5	0 / 4	22 / 4
11/22/23 vs. SMU	14 / 8	40 / 24	12 / 12	6 / 3	17 / 19
11/27/23 WESTERN ILL	22 / 9	24 / 18	17 / 5	4 / 2	17 / 6
12/02/23 #3 MARQUETTE	15 / 14	30 / 32	18 / 2	6 / 12	6 / 12
12/05/23 at Michigan State	15 / 14	20 / 24	19 / 8	4 / 11	15 / 14
12/09/23 at #1 Arizona	5 / 12	32 / 42	16 / 11	8 / 19	32 / 21
12/14/23 JAX STATE	15 / 13	40 / 20	13 / 9	8 / 2	17 / 31
12/22/23 CHICAGO STATE	7 / 7	46 / 32	15 / 11	12 / 13	20 / 16
01/02/24 IOWA	24 / 14	42 / 36	15 / 10	15 / 13	15 / 9
01/06/24 NEBRASKA	17 / 12	36 / 18	7 / 6	4 / 11	36 / 18
01/10/24 at Ohio State	7 / 4	32 / 28	6 / 10	2 / 3	13 / 9
01/13/24 NORTHWESTERN	13 / 15	24 / 24	7 / 10	7 / 7	12 / 11
01/16/24 at Penn State	8 / 16	40 / 36	19 / 7	7 / 11	22 / 12
RUNNING TOTAL	241 / 209	586 / 470	213 / 147	105 / 145	334 / 250
PER GAME AVERAGE	14.2 / 12.3	34.5 / 27.6	12.5 / 8.6	6.2 / 8.5	19.6 / 14.7

TEAM SUPERLATIVES

WISCONSIN

HIGH

LOW

• Points	105	vs. Arkansas State (11/6/23)	59	at Providence (11/14/23)
• First-Half Points	56	vs. Arkansas State (11/6/23)	21	at Providence (11/14/23)
• Second-Half Points	51	vs. Iowa (1/2/24)	29	vs. Marquette (12/03/23)
• Field Goals Made	39	vs. Arkansas State (11/6/23)	21	at Providence (11/14/23)
• Field Goal Attempts	70	at Arizona (12/9/23)	44	vs. Northwestern (1/13/24)
• Field Goal Percentage	.650 (39-60)	vs. Arkansas State (11/6/23)	.339 (21-62)	at Providence (11/14/23)
• 3-Point Field Goals Made	13	vs. Nebraska (1/6/24)	3	vs. Robert Morris (11/17/23)
• 3-Point Field Goal Attempts	26	vs. Nebraska (1/6/24)	12	vs. Arkansas State (11/6/23)
• 3-Point Field Goal Pct. (min. 20 att.)	.500 (13-26)	vs. Nebraska (1/6/24)	.208 (5-24)	vs. SMU (11/22/23)
• Free Throws Made	27	vs. Robert Morris (11/17/23)	5	at Arizona (12/9/23)
• Free Throw Attempts	40	vs. Robert Morris (11/17/23)	8	2x; MR at Arizona (12/9/23)
• Free Throw Pct. (min. 20 att.)	.870 (20-23)	at Penn State (1/16/24)	.675 (27-40)	vs. Robert Morris (11/17/23)
• Offensive Rebounds	20	vs. Virginia (11/20/23)	6	at Arizona (12/9/23)
• Defensive Rebounds	33	vs. Chicago State (12/22/23)	17	at Providence (11/14/23)
• Total Rebounds	48	vs. Virginia (11/20/23)	27	vs. Robert Morris (11/17/23)
• Fouls	24	vs. Arkansas State (11/6/23)	7	vs. Virginia (11/20/23)
• Assists	18	vs. Nebraska (1/6/24)	6	at Providence (11/14/23)
• Turnovers	14	2x; MR vs. Marquette (12/03/23)	5	at Ohio State (1/10/24)
• Steals	11	2x; MR vs. SMU (11/22/23)	2	at Penn State (1/16/24)
• Blocked Shots	4	2x; MR at Penn State (1/16/24)	0	4X; MR vs. Nebraska (1/6/24)

OPPONENT

HIGH

LOW

• Points	98	at Arizona (12/9/23)	41	vs. Virginia (11/20/23)
• First-Half Points	48	at Arizona (12/9/23)	18	vs. Virginia (11/20/23)
• Second-Half Points	50	at Arizona (12/9/23)	23	vs. Virginia (11/20/23)
• Field Goals Made	35	at Arizona (12/9/23)	15	2x; MR vs. Western Ill (11/27/23)
• Field Goal Attempts	63	vs. Chicago State (12/22/23)	38	vs. Western Ill (11/27/23)
• Field Goal Percentage	.585 (21-41)	at Providence (11/14/23)	.317 (20-63)	vs. Chicago State (12/22/23)
• 3-Point Field Goals Made	13	vs. Robert Morris (11/17/23)	3	vs. Chicago State (12/22/23)
• 3-Point Field Goal Attempts	29	2x; MR vs. Marquette (12/03/23)	13	vs. Western Ill (11/27/23)
• 3-Point Field Goal Pct. (min. 10 att.)	.462 (12-26)	2x; MR vs. Nebraska (1/6/24)	.158 (3-19)	vs. Chicago State (12/22/23)
• Free Throws Made	24	vs. Arkansas State (11/6/23)	4	at Ohio State (1/10/24)
• Free Throw Attempts	33	vs. Arkansas State (11/6/23)	7	2x; MR at Michigan State (12/5/23)
• Free Throw Pct. (min. 10 att.)	.786 (11-14)	vs. Marquette (12/03/23)	.400 (4-10)	at Ohio State (1/10/24)
• Offensive Rebounds	14	vs. Chicago State (12/22/23)	3	2x; MR vs. Nebraska (1/6/24)
• Defensive Rebounds	35	at Arizona (12/9/23)	16	vs. Marquette (12/03/23)
• Total Rebounds	39	at Arizona (12/9/23)	21	vs. Virginia (11/20/23)
• Fouls	32	vs. Robert Morris (11/17/23)	10	vs. Virginia (11/20/23)
• Assists	26	at Arizona (12/9/23)	3	vs. Chicago State (12/22/23)
• Turnovers	21	vs. Robert Morris (11/17/23)	6	at Penn State (1/16/24)
• Steals	8	at Penn State (1/16/24)	2	at Ohio State (1/10/24)
• Blocked Shots	8	vs. Virginia (11/20/23)	1	(2x) MR vs. Northwestern (1/13/24)

MISCELLANEOUS

HIGH

SECOND-HIGHEST

• UW's Largest Deficit Overcome in Win	11 vs. SMU (11/22/23)	8 (17-25, 7:51 1H) at Ohio State (1/10/24)
• UW's Largest Deficit Overcome in Win (2nd Half/OT)	10 (40-30, 13:21 2H) vs. SMU (11/22/23)	4 (52-56, 6:14 2H) at Ohio State (1/10/24)
• UW's Largest Lead Surrendered in Loss	2 (70-68, 5:01 2H) at Penn State (1/16/24)	2 (2-0, 19:18 1H) at Arizona (12/9/23)
• UW's Largest Lead Surrendered in Loss (2nd Half/OT)	2 (70-68, 5:01 2H) at Penn State (1/16/24)	--
• UW's Largest Halftime Lead	16 (35-19) vs. Western Ill (11/27/23)	15 (56-41) vs. Arkansas State (11/6/23)
• UW's Largest Halftime Deficit	17 at Arizona (12/9/23)	16 at Providence (11/14/23)
• UW's Largest Lead	36 (98-62, 6:40 2H) vs. Arkansas State (11/6/23)	27 (65-38, 7:31 2H) vs. Chicago State (12/22/23)
• UW's Largest Deficit	31 (62-93, 3:02 2H) at Arizona (12/9/23)	25 (42-67, 6:41 2H) at Providence (11/14/23)

TEAM SUPERLATIVES

BIG TEN CONFERENCE GAMES ONLY

WISCONSIN	HIGH	LOW
• Points	88 vs. Nebraska (1/6/24)	70 at Michigan State (12/5/23)
• First-Half Points	51 vs. Nebraska (1/6/24)	32 (2x) MR vs. Northwestern (1/13/24)
• Second-Half Points	51 vs. Iowa (1/2/24)	36 2x; MR at Ohio State (1/10/24)
• Field Goals Made	33 vs. Nebraska (1/6/24)	22 vs. Northwestern (1/13/24)
• Field Goal Attempts	60 vs. Nebraska (1/6/24)	44 vs. Northwestern (1/13/24)
• Field Goal Percentage	.550 (33-60) vs. Nebraska (1/6/24)	.451 (23-51) at Michigan State (12/5/23)
• 3-Point Field Goals Made	13 vs. Nebraska (1/6/24)	4 vs. Iowa (1/2/24)
• 3-Point Field Goal Attempts	26 vs. Nebraska (1/6/24)	14 vs. Northwestern (1/13/24)
• 3-Point Field Goal Pct. (min. 15 att.)	.500 (13-26) vs. Nebraska (1/6/24)	.250 (4-16) vs. Iowa (1/2/24)
• Free Throws Made	25 vs. Iowa (1/2/24)	7 vs. Nebraska (1/6/24)
• Free Throw Attempts	35 vs. Iowa (1/2/24)	11 at Ohio State (1/10/24)
• Free Throw Pct. (min. 20 att.)	.870 (20-23) at Penn State (1/16/24)	-- --
• Offensive Rebounds	11 2x; MR at Penn State (1/16/24)	7 2x; MR at Ohio State (1/10/24)
• Defensive Rebounds	30 vs. Iowa (1/2/24)	23 vs. Northwestern (1/13/24)
• Total Rebounds	38 vs. Iowa (1/2/24)	31 vs. Northwestern (1/13/24)
• Fouls	16 2x; MR at Penn State (1/16/24)	12 at Michigan State (12/5/23)
• Assists	18 vs. Nebraska (1/6/24)	13 vs. Northwestern (1/13/24)
• Turnovers	13 3x; MR at Penn State (1/16/24)	5 at Ohio State (1/10/24)
• Steals	9 vs. Iowa (1/2/24)	2 at Penn State (1/16/24)
• Blocked Shots	4 at Penn State (1/16/24)	0 vs. Nebraska (1/6/24)

OPPONENT	HIGH	LOW
• Points	87 at Penn State (1/16/24)	57 at Michigan State (12/5/23)
• First-Half Points	39 at Penn State (1/16/24)	23 at Michigan State (12/5/23)
• Second-Half Points	48 at Penn State (1/16/24)	27 at Ohio State (1/10/24)
• Field Goals Made	32 at Penn State (1/16/24)	23 2x; MR vs. Northwestern (1/13/24)
• Field Goal Attempts	62 vs. Iowa (1/2/24)	51 at Michigan State (12/5/23)
• Field Goal Percentage	.533 (32-60) at Penn State (1/16/24)	.426 (23-54) vs. Northwestern (1/13/24)
• 3-Point Field Goals Made	12 vs. Nebraska (1/6/24)	6 3x; MR vs. Northwestern (1/13/24)
• 3-Point Field Goal Attempts	26 vs. Nebraska (1/6/24)	17 vs. Iowa (1/2/24)
• 3-Point Field Goal Pct. (min. 20 att.)	.462 (12-26) vs. Nebraska (1/6/24)	.286 (6-21) vs. Northwestern (1/13/24)
• Free Throws Made	15 at Penn State (1/16/24)	4 at Ohio State (1/10/24)
• Free Throw Attempts	20 at Penn State (1/16/24)	7 at Michigan State (12/5/23)
• Free Throw Pct. (min. 20 att.)	.750 (15-20) at Penn State (1/16/24)	-- --
• Offensive Rebounds	10 at Ohio State (1/10/24)	3 vs. Nebraska (1/6/24)
• Defensive Rebounds	24 2x; MR at Ohio State (1/10/24)	17 at Michigan State (12/5/23)
• Total Rebounds	34 at Ohio State (1/10/24)	22 at Michigan State (12/5/23)
• Fouls	24 vs. Northwestern (1/13/24)	12 at Ohio State (1/10/24)
• Assists	16 vs. Nebraska (1/6/24)	9 vs. Northwestern (1/13/24)
• Turnovers	14 vs. Iowa (1/2/24)	6 at Penn State (1/16/24)
• Steals	8 at Penn State (1/16/24)	2 at Ohio State (1/10/24)
• Blocked Shots	6 2x; MR at Penn State (1/16/24)	1 vs. Northwestern (1/13/24)

MISCELLANEOUS	HIGH	SECOND-HIGHEST
• UW's Largest Deficit Overcome in Win	8 (17-25, 7:51 1H) at Ohio State (1/10/24)	7 (4-11, 16:19 1H) vs. Iowa (1/2/24)
• UW's Largest Deficit Overcome in Win (2nd Half/OT)	4 (52-56, 6:14 2H) at Ohio State (1/10/24)	--
• UW's Largest Lead Surrendered in Loss	2 (70-68, 5:01 2H) at Penn State (1/16/24)	--
• UW's Largest Lead Surrendered in Loss (2nd Half/OT)	2 (70-68, 5:01 2H) at Penn State (1/16/24)	--
• UW's Largest Halftime Lead	13 (51-38) vs. Nebraska (1/6/24)	11 at Michigan State (12/5/23)
• UW's Largest Halftime Deficit	4 (35-39) at Penn State (1/16/24)	--
• UW's Largest Lead	21 (88-67, 1:40 2H) vs. Nebraska (1/6/24)	14 (66-52, 2:54 2H) at Michigan State (12/5/23)
• UW's Largest Deficit	12 (17-29, 6:56 1H) at Penn State (1/16/24)	8 (17-25, 7:51 1H) at Ohio State (1/10/24)

INDIVIDUAL SUPERLATIVES

WISCONSIN

HIGH

SECOND-HIGHEST

• Points	29	AJ Storr (vs. Chicago St - 12/22/23)	24	Max Klesmit (vs. Northwestern - 1/13/24)
• First-Half Points	21	Max Klesmit (vs. Marquette - 12/2/23)	20	AJ Storr (vs. Chicago St - 12/22/23)
• Second-Half Points	20	AJ Storr (at Providence - 11/14/23)	18	2x; MR Klesmit (at Ohio St - 1/10/24)
• Field Goals Made	11	AJ Storr (vs. Chicago St - 12/22/23)	9	(vs. Northwestern - 1/13/24)
• Field Goal Attempts	20	AJ Storr (vs. Tennessee - 11/10/23)	18	AJ Storr (vs. Chicago St - 12/22/23)
• Field Goal Percentage (min. 10 att.)	.727 (8-11)	2x; MR Crowl (at Penn State - 1/16/24)	.692 (9-13)	Max Klesmit (vs. Northwestern - 1/13/24)
• 3-Point Field Goals Made	5	2x; MR (vs. Northwestern - 1/13/24)	4	4x; MR Essegian (vs. Nebraska - 1/6/24)
• 3-Point Field Goal Attempts	10	Max Klesmit (vs. Marquette - 12/2/23)	7	6x; MR Storr at Penn State (1/16/24)
• 3-Point Field Goal Pct. (min. 4 made)	1.000 (4-4)	Steven Crowl (at Michigan St - 12/5/23)	.800 (4-5)	John Blackwell (at Arizona - 12/9/23)
• Free Throws Made	11	Tyler Wahl (vs. Iowa - 1/2/24)	8	Blackwell & Wahl (vs. Robert Morris - 11/17/23)
• Free Throw Attempts	13	Tyler Wahl (vs. Iowa - 1/2/24)	12	Tyler Wahl (vs. Robert Morris - 11/17/23)
• Free Throw Pct. (min. 8 made)	.846 (11-13)	Tyler Wahl (vs. Iowa - 1/2/24)	.800 (8-10)	John Blackwell (vs. Robert Morris - 11/17/23)
• Offensive Rebounds	7	Tyler Wahl (vs. Virginia - 11/20/23)	5	3x; MR Crowl (at Penn State - 1/16/24)
• Defensive Rebounds	11	Steven Crowl (vs. Iowa - 1/2/24)	9	John Blackwell (vs. Chicago St - 12/22/23)
• Total Rebounds	13	Steven Crowl (vs. Iowa - 1/2/24)	11	2x; MR Crowl (at Penn State - 1/16/24)
• Fouls	5	2x; MR Klesmit (at Penn State - 1/16/24)	4	10x; MR Hepburn (vs. Iowa - 1/2/24)
• Assists	8	Chucky Hepburn (at Michigan St - 12/5/23)	6	4x; MR Hepburn (vs. Nebraska - 1/6/24)
• Turnovers	5	Tyler Wahl (at Penn State - 1/16/24)	4	Steven Crowl (vs. Iowa - 1/2/24)
• Steals	5	Chucky Hepburn (vs. Jax State - 12/14/23)	4	2x; MR Hepburn (at Ohio St - 1/10/24)
• Blocked Shots	2	3x; MR Crowl (at Penn State - 1/16/24)	1	22x; MR 2 Badgers (at Penn State - 1/16/24)

OPPONENT

HIGH

SECOND-HIGHEST

• Points	27	Kanye Clary (at Penn State - 1/16/24)	25	Tony Perkins (vs. Iowa - 1/2/24)
• First-Half Points	15	2x; MR Buie (vs. Northwestern - 1/13/24)	14	3x; MR Battle (at Ohio St - 1/10/24)
• Second-Half Points	19	Kanye Clary (at Penn State - 1/16/24)	13	Ace Baldwin Jr. (at Penn State - 1/16/24)
• Field Goals Made	11	Kanye Clary (at Penn State - 1/16/24)	8	2x; MR Perkins (vs. Iowa - 1/2/24)
• Field Goal Attempts	22	Wesley Cardet (vs. Chicago St - 12/22/23)	20	2x; MR Clary (at Penn State - 1/16/24)
• Field Goal Percentage (min. 7 made)	.875 (7-8)	Oumar Ballo (at Arizona - 12/9/23)	.700 (7-10)	Keisei Tominaga (vs. Nebraska - 1/6/24)
• 3-Point Field Goals Made	4	5x; MR Baldwin Jr. (at Penn State - 1/16/24)	3	11x; MR Hicks (at Penn State - 1/16/24)
• 3-Point Field Goal Attempts	9	2x; MR Joplin (vs. Marquette - 12/2/23)	8	2x; MR Love (at Arizona - 12/9/23)
• 3-Point Field Goal Pct. (min. 4 made)	1.000 (4-4)	Pelle Larsson (at Arizona - 12/9/23)	.800 (4-5)	2x; MR Baldwin Jr. (at Penn State - 1/16/24)
• Free Throws Made	8	Freddy Hicks (vs. Arkansas St - 11/6/23)	7	5x; MR Kern (at Penn State - 1/16/24)
• Free Throw Attempts	10	Freddy Hicks (vs. Arkansas St - 11/6/23)	9	7x; MR Kern (at Penn State - 1/16/24)
• Free Throw Pct. (min. 7 made)	.800 (8-10)	Freddy Hicks (vs. Arkansas St - 11/6/23)	.778 (7-9)	5x; MR Kern (at Penn State - 1/16/24)
• Offensive Rebounds	4	2x; MR Corbett (vs. Chicago St - 12/22/23)	3	4x; MR Cole (vs. Chicago St - 12/22/23)
• Defensive Rebounds	11	Owen Freeman (vs. Iowa - 1/2/24)	8	2x; MR Ballo (at Arizona - 12/9/23)
• Total Rebounds	13	Owen Freeman (vs. Iowa - 1/2/24)	11	Drew Cisse (vs. Western Ill - 11/27/23)
• Fouls	5	6x; MR Kern (at Penn State - 1/16/24)	4	15x; MR 2 Badgers (at Penn State - 1/16/24)
• Assists	9	Kylan Boswell (at Arizona - 12/9/23)	7	Reece Beekman (vs. Virginia - 11/20/23)
• Turnovers	7	Alfredo Boglio (vs. Robert Morris - 11/17/23)	6	Samuell Williamson (vs. SMU - 11/22/23)
• Steals	3	3x; MR Perkins (vs. Iowa - 1/2/24)	2	16x; MR 3 Players (at Penn State - 1/16/24)
• Blocked Shots	5	Ryan Dunn (vs. Virginia - 11/20/23)	4	Qudus Wahab (at Penn State - 1/16/24)

INDIVIDUAL SUPERLATIVES

BIG TEN CONFERENCE GAMES ONLY

WISCONSIN		HIGH	SECOND-HIGHEST	
• Points	24	Max Klesmit (vs. Northwestern - 1/13/24)	23	AJ Storr (at Penn State - 1/16/24)
• First-Half Points	15	AJ Storr (at Ohio St - 1/10/24)	12	AJ Storr (at Michigan St - 12/5/23)
• Second-Half Points	18	Max Klesmit (at Ohio St - 1/10/24)	16	AJ Storr (at Penn State - 1/16/24)
• Field Goals Made	9	Max Klesmit (vs. Northwestern - 1/13/24)	8	3x; MR Crowl (at Penn State - 1/16/24)
• Field Goal Attempts	17	AJ Storr (at Penn State - 1/16/24)	15	AJ Storr (at Ohio St - 1/10/24)
• Field Goal Percentage (min. 10 att.)	.727 (8-11)	2x; MR Crowl (at Penn State - 1/16/24)	.692 (9-13)	Max Klesmit (vs. Northwestern - 1/13/24)
• 3-Point Field Goals Made	5	Max Klesmit (vs. Northwestern - 1/13/24)	4	3x; MR Essegian (vs. Nebraska - 1/6/24)
• 3-Point Field Goal Attempts	7	3x; MR Storr (at Penn State - 1/16/24)	6	3x; MR Hepburn (at Ohio St - 1/10/24)
• 3-Point Field Goal Pct. (min. 4 made)	1.000 (4-4)	Steven Crowl (at Michigan St - 12/5/23)	.714 (5-7)	Max Klesmit (vs. Northwestern - 1/13/24)
• Free Throws Made	11	Tyler Wahl (vs. Iowa - 1/2/24)	7	2x; MR Blackwell (at Penn State - 1/16/24)
• Free Throw Attempts	13	Tyler Wahl (vs. Iowa - 1/2/24)	11	Tyler Wahl (vs. Northwestern - 1/13/24)
• Free Throw Pct. (min. 6 made)	1.000 (6-6)	2x; MR Klesmit (at Ohio St - 1/10/24)	.875 (7-8)	John Blackwell (at Penn State - 1/16/24)
• Offensive Rebounds	5	Steven Crowl (at Penn State - 1/16/24)	4	Tyler Wahl (vs. Nebraska - 1/6/24)
• Defensive Rebounds	11	Steven Crowl (vs. Iowa - 1/2/24)	6	2x; MR Crowl (at Penn State - 1/16/24)
• Total Rebounds	13	Steven Crowl (vs. Iowa - 1/2/24)	11	Steven Crowl (at Penn State - 1/16/24)
• Fouls	5	Max Klesmit (at Penn State - 1/16/24)	4	2x; MR Hepburn (vs. Iowa - 1/2/24)
• Assists	8	Chucky Hepburn (at Michigan St - 12/5/23)	6	Chucky Hepburn (vs. Nebraska - 1/6/24)
• Turnovers	5	Tyler Wahl (at Penn State - 1/16/24)	4	Steven Crowl (vs. Iowa - 1/2/24)
• Steals	4	Chucky Hepburn (at Ohio St - 1/10/24)	3	3x; MR Hepburn (vs. Northwestern - 1/13/24)
• Blocked Shots	2	2x; MR Crowl (at Penn State - 1/16/24)	1	9x; MR 2 Badgers (at Penn State - 1/16/24)
OPPONENT		HIGH	SECOND-HIGHEST	
• Points	27	Kanye Clary (at Penn State - 1/16/24)	25	Tony Perkins (vs. Iowa - 1/2/24)
• First-Half Points	15	Boo Buie (vs. Northwestern - 1/13/24)	14	Jamison Battle (at Ohio St - 1/10/24)
• Second-Half Points	19	Kanye Clary (at Penn State - 1/16/24)	18	2x; MR Tony Perkins (vs. Iowa - 1/2/24)
• Field Goals Made	11	Kanye Clary (at Penn State - 1/16/24)	9	Tyson Walker (at Michigan St - 12/5/23)
• Field Goal Attempts	20	2x; MR Clary (at Penn State - 1/16/24)	16	2x; MR Buie (vs. Northwestern - 1/13/24)
• Field Goal Percentage (min. 7 made)	.700 (7-10)	Keisei Tominaga (vs. Nebraska - 1/6/24)	.636 (7-11)	2x; MR Baldwin Jr. (at Penn State - 1/16/24)
• 3-Point Field Goals Made	4	2x; MR Baldwin Jr. (at Penn State - 1/16/24)	3	5x; MR Hicks (at Penn State - 1/16/24)
• 3-Point Field Goal Attempts	7	3x; MR Buie (vs. Northwestern - 1/13/24)	6	2x; MR Hicks (at Penn State - 1/16/24)
• 3-Point Field Goal Pct. (min. 3 made)	.800 (4-5)	2x; MR Baldwin Jr. (at Penn State - 1/16/24)	.500 (3-6)	2x; MR Hicks (at Penn State - 1/16/24)
• Free Throws Made	7	2x; MR Kern (at Penn State - 1/16/24)	5	2x; MR Clary (at Penn State - 1/16/24)
• Free Throw Attempts	9	2x; MR Kern (at Penn State - 1/16/24)	7	Kanye Clary (at Penn State - 1/16/24)
• Free Throw Pct. (min. 7 made)	.778 (7-9)	2x; MR Kern (at Penn State - 1/16/24)	--	--
• Offensive Rebounds	4	Carson Cooper (at Michigan St - 12/5/23)	2	6x; MR Lilley (at Penn State - 1/16/24)
• Defensive Rebounds	11	Owen Freeman (vs. Iowa - 1/2/24)	7	Jamison Battle (at Ohio St - 1/10/24)
• Total Rebounds	13	Owen Freeman (vs. Iowa - 1/2/24)	8	Jamison Battle (at Ohio St - 1/10/24)
• Fouls	5	Nick Kern (at Penn State - 1/16/24)	4	6x; MR 2 Players (at Penn State - 1/16/24)
• Assists	7	A.J. Hoggard (at Michigan St - 12/5/23)	6	2x; MR Thornton (at Ohio St - 1/10/24)
• Turnovers	3	5x; MR Buie (vs. Northwestern - 1/13/24)	2	11x; MR Clary (at Penn State - 1/16/24)
• Steals	3	Tony Perkins (vs. Iowa - 1/2/24)	2	6x; MR 3 Players (at Penn State - 1/16/24)
• Blocked Shots	4	Qudus Wahab (at Penn State - 1/16/24)	3	2x; MR Okpara (at Ohio St - 1/10/24)

THE LAST TIME WISCONSIN...

Wisconsin Team

UW ranked No. 1 in AP Top 25: Feb. 21, 2007
UW ranked in AP Top 25: No. 11 (1/15/24)
UW ranked in USA Today Coaches Poll: No. 8 (1/15/24)
Played AP No. 1-ranked opponent: Loss at Arizona, 98-73 (12/9/23)
Defeated AP No. 1-ranked opponent: Villanova, 65-62 (3/18/17)
Played AP No. 2-ranked opponent: Win vs. Michigan, 64-54 (1/19/19)
Defeated opponent ranked 3-10 by AP: Win vs. No. 3 Marquette, 75-64 (12/2/23)
Defeated opponent ranked 11-25 by AP: Win vs. No. 24 Virginia, 65-41 (11/20/23)
Defeated AP Top 25 opponent on the road: Win at No. 17 Michigan State, 70-62 (2/8/22)

Scoring

Scored 20 or more points: 23, AJ Storr at Penn State (3/16/24)
Scored 30 or more points: 36, Steven Crowl vs. Bradley (3/14/23)
Scored 40 or more points: 43, Frank Kaminsky vs. North Dakota (11/19/13)
Two or more Badgers scored 30 points, same game: Joe Franklin (31) and Chuck Nagle (30) vs. Purdue (3/2/68) — only other time this happened in school history was Jack Brens (31) and Ken Siebel (31) vs. Utah (12/28/62)
Two or more Badgers scored 20 points, same game: Tyler Wahl (21) and Steven Crowl (21) at Minnesota (3/5/23)
Three or more Badgers scored 20 points, same game: Jon Leuer (24), Josh Gasser (21), Jordan Taylor (20), vs. PVAMU (11/14/10)
Scored 20 points in one half: AJ Storr (20) vs. Chicago State (12/22/23)
Scored 20 points/two straight games: Johnny Davis (30 at Indiana, 2/15/22; 25 vs. Michigan, 2/20/22)
Scored 20 points/three straight games: Johnny Davis (26 vs. Iowa, 1/6/22; 37 at #3 Purdue, 1/3/22; 20 vs. Illinois State, 12/29/21)
Scored 20 points/four straight games: Johnny Davis (26 vs. Iowa, 1/6/22; 37 at #3 Purdue, 1/3/22; 20 vs. Illinois State, 12/29/21; 24 at #21 Ohio State, 12/11/21)
Scored 20 points/five straight games: Johnny Davis (26 vs. Iowa, 1/6/22; 37 at #3 Purdue, 1/3/22; 20 vs. Illinois State, 12/29/21; 24 at #21 Ohio State, 12/11/21; 23 vs. Indiana, 12/8/21)
Scored 30 points/two straight games: Michael Finley (30 at Michigan, 1/29/94; 32 vs. Michigan State, 2/2/94)
No Badger scored in double figures: vs. Marquette (12/8/12)
One Badger scored in double figures: 14, Connor Essegian at Indiana (1/14/23)
Four players scored in double figures: AJ Storr (23), Steven Crowl (17), John Blackwell (14), Tyler Wahl (11) and Max Klesmit (10) at Penn State (1/16/24)
Five players scored in double figures: AJ Storr (23), Steven Crowl (17), John Blackwell (14), Tyler Wahl (11) and Max Klesmit (10) at Penn State (1/16/24)
Six players scored in double figures: Reuvers (19), Davison (15), Ford (12), King (12), Trice (11) and Pritzl (10) vs. Green Bay (11/21/19)
UW Scored 70 or more points: 83, at Penn State (1/16/24)
UW Scored 80 or more points: 83, at Penn State (1/16/24)
UW Scored 90 or more points: 105, vs. Arkansas State (11/6/23)
UW Scored 100 or more points: 105, vs. Arkansas State (11/6/23)

Field Goal Shooting

Shot 90 percent or better (min. 10 att.): .900 (9-10), Carlton McGee vs. Michigan (2/26/92)
UW shot 50 percent or better: .500 (22-44), vs. Northwestern (1/13/24)
UW shot 60 percent or better: .650 (39-60), vs. Arkansas State (11/6/23)
UW shot 70 percent or better: .744, vs. Army (12/30/79)
UW made 30 or more field goals: 33, vs. Nebraska (1/6/24)
UW made 40 or more field goals: 42, vs. Iowa (3/9/94)
UW made 50 or more field goals: Has not happened
UW attempted 60 or more field goals: 60, vs. Nebraska (1/6/24)
UW attempted 70 or more field goals: 70, at Arizona (12/9/23)
UW attempted 80 or more field goals: 83, vs. Northwestern (1/28/95)
UW attempted 100 or more field goals: 102, vs. South Dakota (12/9/72)

3-Point Field Goal Shooting

Made 5 or more 3-point field goals: Max Klesmit (5-7 3FG) vs. Northwestern (1/13/24)
UW shot 40 percent or better (min. 8 att.): .438 (7-16) at Penn State (1/16/24)
UW shot 50 percent or better (min. 8 att.): .500 (13-26) vs. Nebraska (1/6/24)
UW shot 60 percent or better (min. 8 att.): .640 (16-25), vs. Louisville (12/19/20)
UW shot 70 percent or better (min. 8 att.): .727, at Indiana (2/25/10)
UW shot 80 percent or better (min. 8 att.): .889, vs. North Dakota St. (12/10/86)
UW shot 90 percent or better (min. 8 att.): .900, at Illinois (1/25/97)
UW made 10 or more 3-point field goals: 13, vs. Nebraska (1/6/24)
UW made 15 or more 3-point field goals: 16, vs. Louisville (12/19/20)
UW attempted 30 or more 3-point field goals: 36, vs. Rutgers (2/18/23)
UW attempted 40 or more 3-point field goals: 40, vs. Temple (12/3/01)

Double-Double / Triple-Double

Had a triple-double: Ethan Happ (13 pts, 12 reb, 11 ast) vs. Northwestern (1/26/19)
Had a double-double (Pts/Reb): Steven Crowl (17 pts, 11 reb) at Penn State (1/16/24)
Had a double-double (Pts/Ast): Ethan Happ (10 pts, 11 reb, 12 ast) vs. Coppin St. (11/6/18)
Had a double-double (Ast/Reb): Ethan Happ (10 pts, 11 reb, 12 ast) vs. Coppin St. (11/6/18)
Had a double-double in consecutive games: Tyler Wahl vs. Iowa (2/22), at Michigan (2/26/23)
Two with double-double: Potter (24 p, 13 r) & Davison (11 p, 13 r) at Penn State (1/11/20)

Free Throw Shooting

Perfect at the FT line (min. 10 att.): 10-10, Brad Davison at Indiana (2/15/22)
UW shot 80 percent or better (min. 12 att.): .870 (20-23), at Penn State (1/16/24)
UW shot 90 percent or better (min. 12 att.): 1.000 (14-14), at Michigan State (12/5/23)
UW shot 100 percent (min. 12 att.): 14-14, at Michigan State (12/5/23)
UW made 20 or more free throws: 20, at Penn State (1/16/24)
UW made 30 or more free throws: 30, vs. Minnesota (2/13/14)
UW made 40 or more free throws: 40, vs. Minnesota (1/12/53)
UW attempted 30 or more free throws: 35, vs. Iowa (1/2/24)
UW attempted 40 or more free throws: 40, vs. Robert Morris (11/17/23)
UW attempted 50 or more free throws: 50, at Indiana (2/12/62)
UW attempted 60 or more free throws: 61, at Michigan (2/21/53)

Rebounds

Had 10+ rebounds: 11, Steven Crowl at Penn State (1/16/24)
Had 15+ rebounds: 15, Johnny Davis vs. Minnesota (1/30/22)
Had 20+ rebounds: 25, Joe Chrnlich vs. St. Mary's (12/2/76)
Had 30+ rebounds: 30, Paul Morrow vs. Purdue (1/3/53)
Had 10+ reb. in consecutive games: Tyler Wahl, Two Straight (2/22/23, 2/26/23)
UW had 40+ rebounds: 42, vs. Chicago State (12/22/23)
UW had 50+ rebounds: 50, vs. Green Bay (11/12/21)

Assists

Had 10 or more assists: 11, Ethan Happ vs. Northwestern (1/26/19)
Had 15 or more assists: Has not happened
UW had 20 or more assists: 22, vs. Louisville (12/19/20)
UW had 30 or more assists: 30, vs. Iowa (3/9/94)

Blocked Shots

Had 5 or more blocked shots: 9 Nate Reuvers vs. Eastern Illinois (11/8/19)
Had 10 or more blocked shots: Has not happened
UW had 10 or more blocked shots: 10 vs. Eastern Illinois (11/25/20)
UW had 15 or more blocked shots: Has not happened

Steals

Had 5 or more steals: 5, Chucky Hepburn vs. Minnesota (1/3/23)
Had 10 or more steals: 10, Mike Kelley vs. Texas (12/7/99)
UW had 10 or more steals: 11, vs. SMU (11/22/23)
UW had 15 or more steals: 16, MR vs. California (12/2/12)

Turnovers

UW had 1 or fewer turnovers: 1, vs. Iowa (1/20/15)
UW had 5 or fewer turnovers: 5, at Ohio State (1/10/24)
UW had 0 turnovers in a half: 0 in 2H, vs. Western Michigan (12/30/22)
Opponent committed 15 or more turnovers: 15, Jacksonville State (12/14/23)
Opponent committed 20 or more turnovers: 21, Robert Morris (11/17/23)

Overtime

Won a game in overtime: 79-74, at Penn State (2/8/23)
Lost a game in overtime: 87-79, at Michigan (2/26/23)
Played a 2-overtime game: win vs. Indiana (80-73), 1/7/21
Played a 3-overtime game: loss vs. Indiana (85-86), 2/16/87
Played in consecutive OT games: at Penn State (2/8/23) and at Nebraska (2/11/23)

Miscellaneous

Hit a buzzer beater: vs. Xavier, 3/20/16 (Bronson Koenig hits 3PT in corner, UW 66-63)
Won after trailing by at least 10 pts in second half: 10 vs. SMU, 12/22/23 (down 40-30, 13:00 remaining - won 69-61)
Won after trailing by at least 15 pts in second half: 17 vs. Indiana, 12/8/21 (down 42-25, 19:43 remaining - won 64-59)
UW scored 10 straight points or more: 12-0 (16:40 - 11:24 1H) vs. Chicago State (12/22/23)
UW scored 15 straight points or more: 16-0 (16:14 - 10:57 2H) vs. Nicholls (12/15/21)
UW held opp. scoreless 5:00 or longer: 6:32 (16:40 - 10:08 1H) vs. Chicago State (12/22/23)
UW held opp. scoreless for 8:00 or longer: 10:24 (17:26 - 7:02 1H) vs. Penn State (2/5/22)

GAME 1: WISCONSIN 105, ARKANSAS STATE 76

Nov. 6, 2023 • Madison, Wis. • Kohl Center



Official Basketball Box Score - Final
Arkansas St. at Wisconsin
11/06/23 Kohl Center, Madison
2023-24 Men's Basketball

Game Time: 7:00 PM
Game Duration: 2:08
Attendance: 14,033

Officials: Earl Walton, Tony Meeks, Josh White

Arkansas St. - 76

Record: 0-1

NO. Name	Min	FG M-A	3P M-A	FT M-A	Rebounds OR DR TOT	Fouls PF FD	TP	AS	TO	ST	Blocks BS BA	+/-
35 Izaiyah Nelson	F 06:25	0-0	0-0	2-4	2 1 3	3 3	2	0	1	0	0	-13
0 Caleb Fields	G 39:08	5-9	0-1	7-9	0 2 2	4 6	17	2	4	1	0	-30
2 Freddy Hicks	G 34:24	6-15	1-4	1-0	1 6 7	3 7	21	2	5	2	0	-28
3 Derrian Ford	G 29:45	3-5	1-2	0-2	1 1 2	1 2	7	1	1	5	0	-24
10 Avery Felts	G 31:23	3-11	1-8	0-0	0 0 0	2 0	7	1	0	2	0	-28
1 LaQuill Hardnett	13:17	1-5	1-2	0-0	1 1 2	1 1	3	0	0	1	0	-8
45 Dyondre Dominguez	23:37	4-9	0-2	6-6	3 5 8	2 4	14	0	1	0	0	-12
6 Taryn Todd	15:03	2-5	0-2	1-2	0 2 2	5 1	5	1	1	0	0	-6
4 Noah McDavid	00:58	0-0	0-0	0-0	0 0 0	0 0	0	0	0	1	0	4
Team					2 0 2		0	0				
Totals		24-59	4-21	24-33	10 18 28	21 24	76	7	17	7	0	3 -29

Technical Fouls: NONE

Shooting By Period	1st FG%	2nd FG%	3rd FG%	GM FG%	FT%
1st FG%	3-11 27.3%				
2nd FG%	10-30 33.3%				
3rd FG%	1-10 10.0%				
FT%	14-19 73.7%				
GM FG%	24-59 40.7%				
FT%	4-21 19.0%				
FT%	24-33 72.7%				

Dead Ball Rebounds: 7, 1

Wisconsin - 105

Record: 1-0

NO. Name	Min	FG M-A	3P M-A	FT M-A	Rebounds OR DR TOT	Fouls PF FD	TP	AS	TO	ST	Blocks BS BA	+/-
5 Tyler Wahl	F 13:16	4-5	0-0	0-1	1 0 1	4 2	8	2	3	1	0	22
22 Steven Crowl	F 18:29	3-4	0-0	3-6	0 3 3	4 5	9	4	1	0	0	21
2 AJ Storr	G 23:56	6-13	0-2	3-4	0 2 2	2 2	15	1	0	1	0	29
11 Max Klesmit	G 18:38	5-5	1-1	3-3	0 1 1	3 2	14	1	0	0	0	33
23 Chucky Hepburn	G 30:28	7-10	2-3	4-5	0 1 1	0 2	20	6	2	3	0	31
31 Nolan Winter	14:31	3-0	0-0	0-1	2 5 7	1 1	6	0	0	1	0	7
14 Carter Gilmore	12:40	1-2	0-0	2-2	1 3 4	4 1	4	0	0	0	0	3
3 Connor Essegian	04:35	2-3	0-0	0-0	0 1 1	1 0	4	0	0	0	0	-1
25 John Blackwell	15:06	3-3	1-1	5-7	1 3 4	0 4	12	0	1	1	0	4
4 Kamari McGee	07:15	1-1	0-0	0-0	0 1 1	2 0	2	0	2	0	0	-6
35 Markus Iler	19:04	1-4	1-2	0-0	1 4 5	1 1	3	0	2	0	0	7
10 Isaac Lindsey	17:04	3-6	1-3	1-1	0 0 0	2 1	8	2	1	0	1	0
12 Luke Haertle	02:00	0-0	0-0	0-0	0 0 0	0 0	0	0	0	0	0	-2
21 Chris Hodges	02:00	0-0	0-0	0-0	0 0 0	0 0	0	0	0	1	0	-2
15 Isaac Gard	00:58	0-1	0-0	0-0	0 0 0	0 0	0	0	0	0	0	-4
Team					1 2 3		0	0				
Totals		39-60	6-12	21-30	7 26 33	24 21	105	17	14	7	3	0 29

Technical Fouls: NONE

Biggest lead	ASU	WIS	Points from Turnovers	ASU	WIS	Period by Period Scoring	1st	2nd	TOT
Biggest lead	0 (1 st 20:00)	36 (2 nd 6:40)	Points	40	56	ASU	41	35	76
Best Scoring Run	7 (2 nd 13:40)	12 (2 nd 16:59)	Second Chance	12	10	WIS	56	49	105
Lead Changes	0		Fast Breaks	16	12				
Times Tied	0		Bench	22	39				
Time with Lead	00:00	39:40							

NOTES: Wisconsin set a Kohl Center scoring record, surpassing the previous high by Kansas in a 104-86 win vs. Oregon in the 2022 NCAA Tournament ... UW scored its most points since a 105-70 win vs. Eastern Illinois on 12/28/95 ... UW shot 65% FG (39-for-60), the 4th-highest mark in school history.

GAME 2: #9 TENNESSEE 80, WISCONSIN 70

Nov. 10, 2023 • Madison, Wis. • Kohl Center



Official Basketball Box Score - Final
Tennessee at Wisconsin
11/10/23 Kohl Center, Madison
2023-24 Men's Basketball

Game Time: 8:00 PM
Game Duration: 2:01
Attendance: 17,287

Officials: Jeffrey Anderson, Owen Short, Brett Smith

Tennessee - 80

Record: 2-0

NO. Name	Min	FG M-A	3P M-A	FT M-A	Rebounds OR DR TOT	Fouls PF FD	TP	AS	TO	ST	Blocks BS BA	+/-
0 Jonas Aidoo	F 28:17	5-8	0-1	0-0	2 5 7	3 0	10	1	1	0	2	1 8
3 Dalton Knecht	G 36:05	8-15	1-4	7-9	0 5 5	3 6	24	2	3	0	0	1 12
15 Jahmai Mashack	G 14:50	1-3	0-0	2-2	0 1 1	3 3	4	1	0	1	0	0
25 Santiago Vescovi	G 28:41	2-4	0-1	1-1	1 3 4	1 1	5	1	0	0	0	7
30 Josiah-Jordan James	G 30:32	4-8	1-3	5-7	0 6 6	3 4	14	0	1	1	0	5
2 Jordan Gainey	21:23	3-8	2-4	2-2	0 1 1	2 1	10	2	1	1	0	9
11 Tobee Awaka	11:43	3-4	0-0	0-0	2 4 6	3 0	6	0	1	0	1	2
5 Zakai Zeigler	18:50	1-5	1-4	2-2	1 2 3	2 2	5	3	3	0	0	4
1 Freddie Dilone V	02:52	0-0	0-0	0-0	0 0 0	0 0	0	0	0	0	0	-4
12 Cade Phillips	06:47	1-1	0-0	0-0	0 1 1	0 0	2	0	0	0	0	7
Team					0 1 1		0	0				
Totals		28-56	5-17	19-23	6 29 35	22 17	80	10	10	3	3	2 10

Technical Fouls: NONE

Shooting By Period	1st FG%	2nd FG%	3rd FG%	GM FG%	FT%
1st FG%	15-27 55.6%				
2nd FG%	13-29 44.8%				
3rd FG%	0-6 0.0%				
FT%	11-14 78.6%				
GM FG%	28-56 50.0%				
FT%	5-17 29.4%				
FT%	19-23 82.6%				

Dead Ball Rebounds: 2, 0

Wisconsin - 70

Record: 1-1

NO. Name	Min	FG M-A	3P M-A	FT M-A	Rebounds OR DR TOT	Fouls PF FD	TP	AS	TO	ST	Blocks BS BA	+/-
5 Tyler Wahl	F 32:43	4-6	0-0	2-7	1 7 8	2 6	10	2	3	0	1	0 -9
22 Steven Crowl	F 25:40	4-9	1-2	5-6	3 6 9	3 4	14	1	1	0	1	3
2 AJ Storr	G 33:05	7-20	2-7	1-2	0 1 1	2 2	17	2	0	0	0	1 -9
11 Max Klesmit	G 28:28	2-8	2-7	2-3	1 2 2	3 2	8	3	1	0	0	-11
23 Chucky Hepburn	G 35:36	5-9	1-4	2-2	2 2 4	4 5	13	1	2	1	0	1 -6
31 Nolan Winter	12:21	1-3	0-2	0-0	1 0 1	0 1	2	1	0	0	0	-15
3 Connor Essegian	11:28	1-2	0-1	2-2	1 1 2	2 1	4	0	2	2	0	0
14 Carter Gilmore	06:13	1-1	0-0	0-1	0 0 0	1 1	2	0	0	0	0	4
25 John Blackwell	09:23	0-2	0-0	0-0	0 0 0	0 0	0	0	0	0	0	-3
35 Markus Iler	03:03	0-1	0-1	0-0	0 1 1	0 0	0	0	0	0	0	-3
4 Kamari McGee	02:01	0-0	0-0	0-0	0 0 0	1 0	0	0	0	0	0	-2
Team					1 1 2		0	0				
Totals		25-61	6-24	14-23	10 21 31	17 22	70	10	9	3	2	3 -10

Technical Fouls: NONE

Biggest lead	UT	UW	Points from Turnovers	UT	UW	Period by Period Scoring	1st	2nd	TOT
Biggest lead	10 (2 nd 4:45)	0 (1 st 20:00)	Paint	42	32	UT	43	37	80
Best Scoring Run	5 (1 st 3:32)	6 (1 st 9:01)	Second Chance	11	9	UW	35	35	70
Lead Changes	0		Fast Breaks	8	2				
Times Tied	4		Bench	23	8				
Time with Lead	36:46	00:00							

GAME 4: ROBERT MORRIS 78, WISCONSIN 68

Nov. 17, 2023 • Madison, Wis. • Kohl Center



Official Basketball Box Score - Final
Wisconsin at Providence
11/14/23 Amica Mutual Pavilion, Providence, R.I.
2023-24 Men's Basketball

Game Time: 6:00 PM
Game Duration: 2:03
Attendance: 12,069

Officials: Brian Dorsey, D.J. Carlsen, Jeff Anderson

Wisconsin - 59

Record: 1-2

NO. Name	Min	FG M-A	3P M-A	FT M-A	Rebounds OR DR TOT	Fouls PF FD	TP	AS	TO	ST	Blocks BS BA	+/-
5 Tyler Wahl	F 28:46	3-9	0-2	0-1	1 4 5	3 2	6	0	2	2	1	0 -8
22 Steven Crowl	F 28:28	5-9	0-1	2-2	3 1 2	2 4	14	2	2	1	0	-15
2 AJ Storr	G 29:42	7-17	2-6	6-6	1 4 5	1 5	22	1	3	0	0	-11
11 Max Klesmit	G 19:13	0-2	0-0	0-0	0 1 1	4 0	1	1	2	0	0	-16
23 Chucky Hepburn	G 29:20	2-10	0-3	4-4	1 2 3	2 2	8	0	2	0	0	-17
25 John Blackwell	25:25	1-0	1-3	0-0	2 3 5	1 3	11	0	0	0	0	1 4
14 Carter Gilmore	12:57	1-2	0-1	0-0	0 2 2	3 0	2	1	1	0	0	0
31 Nolan Winter	05:56	1-2	0-1	0-0	2 0 2	2 0	3	0	0	1	0	-6
3 Connor Essegian	06:19	0-3	0-1	0-0	0 0 0	1 0	0	1	1	0	0	-8
10 Isaac Lindsey	08:33	0-1	0-0	0-0	0 0 0	2 0	0	0	0	0	0	5
35 Markus Iler	03:53	1-1	1-1	0-0	0 0 0	1 0	3	0	0	0	0	3
4 Kamari McGee	00:44	0-0	0-0	0-0	0 0 0	1 0	0	0	0	0	0	2
12 Luke Haertle	00:44	0-0	0-0	0-0	0 0 0	0 0	0	0	0	0	0	2
Team					0 1 0		0	0				
Totals		21-62	5-20	12-12	13 17 30	23 16	59	6	12	6	1	3 -13

Technical Fouls: NONE

Shooting By Period	1st FG%	2nd FG%	3rd FG%	GM FG%	FT%
1st FG%	8-30 26.7%				
2nd FG%	1-11 9.1%				
3rd FG%	4-4 100%				
FT%	4-9 44.4%				
GM FG%	21-62 33.9%				
FT%	5-20 25.0%				
FT%	12-12 100.0%				

Dead Ball Rebounds: 0, 0

Providence - 72

Record: 3-0

NO. Name	Min	FG M-A	3P M-A	FT M-A	Rebounds OR DR TOT	Fouls PF FD	TP	AS	TO	ST	Blocks BS BA	+/-
13 Josh Odoro	F 23:54	6-6	0-0	1-2	1 2 3	3 3	13	4	2	0	2	0 18
23 Bryce Hopkins	F 33:54	5-12	1-4	5-6	0 4 4	2 4	16	2	2	1	0	15
0 Davonte Gaines	G 26:31	1-3	0-2	3-4	0 5 5	1 2	5	0	1	3	0	0 17
1 Jayden Pierre	G 28:21	5-7	3-3	0-0	0 1 1	2 1	13	3	2	1	0	23
22 Devin Carter	G 32:04	6-8	3-5	6-9	1 7 8	0 8	21	1	5	0	0	21
3 Garvey Dual	21:58	1-3	1-2	0-2	0 1 1	2 3	3	0	1	1	0	-2
14 Corey Floyd, Jr.	17:24	0-1	0-1	0-0	0 4 4	2 0	0	1	2	0	0	-8
30 Rafael Castro	11:57	0-0	0-0	0-2	0 3 3	4 1	0	0	1	0	0	-5
10 Rich Barron	02:09	0-0	0-0	0-0	0 0 0	0 0	0	0	0	0	0	-8
2 Donovan Santoro	01:48	0-1	0-1	1-2	0 0 0	0 1	1	0	0	0	0	-6
Team					3 1 4	0	0	2				
Totals		24-41	8-18	16-27	5 28 33	16 23	72	11	18	5	3	1 13

GAME 5: WISCONSIN 65, #24 VIRGINIA 41

Nov. 20, 2023 • Fort Myers, Fla. • Suncoast Credit Union Arena



Official Basketball Box Score - Final
Wisconsin at Virginia
 11/20/23 Suncoast Credit Union Arena, Fort Myers, Fla.
 2023-24 Men's Basketball

Game Time: 6:00 PM
 Game Duration: 1:47
 Attendance: 3,500

Officials: Ted Valentine, Lee Cassell, KB Burdett

Wisconsin - 65

Record: 3-2

NO.	Name	Min	FG	3P	FT	Rebounds	Fouls	TP	AS	TO	ST	Blocks	BS	BA	+/-
			M-A	M-A	M-A	OR DR TOT	PF	FF							
5	Tyler Wahl	F 25:32	4-13	0-0	1-2	7 3 10	1	1	9	2	0	1	0	3	8
22	Steven Crowl	F 27:38	7-10	1-1	0-0	4 6 10	0	0	15	2	3	0	1	2	18
2	AJ Storr	G 21:12	2-6	1-2	2-2	2 4 6	0	1	7	2	2	1	0	1	6
11	Max Klesmit	G 30:46	4-7	1-3	0-0	0 3 3	1	3	9	1	1	0	0	0	34
23	Chucky Hepburn	G 29:30	1-8	1-4	0-0	0 0 0	2	2	3	6	0	1	0	1	17
4	Kamari McGee	14:01	1-3	1-1	0-0	0 0 0	1	0	3	2	0	0	0	0	19
14	Carter Gilmore	13:25	2-2	0-0	0 0 0	1 3 4	0	0	4	0	1	0	0	0	16
25	John Blackwell	17:45	2-7	2-3	4-4	1 3 4	2	3	10	0	0	0	0	1	18
31	Nolan Winter	11:19	1-3	1-2	0-0	1 2 3	0	0	3	0	0	1	0	0	6
3	Connor Essegian	04:17	1-3	0-2	0-0	0 2 2	0	0	2	0	0	0	0	0	-2
10	Isaac Lindsey	01:03	0-0	0-0	0 0 0	1 1 0	0	0	0	0	0	0	0	0	0
21	Chris Hodges	01:03	0-0	0-0	0 0 0	0 0 0	0	0	0	0	0	0	0	0	0
35	Markus Iler	01:03	0-0	0-0	0 0 0	0 0 0	0	0	0	0	0	0	0	0	0
12	Luke Haertle	00:43	0-0	0-0	0 0 0	0 0 0	0	0	1	1	0	0	0	0	0
15	Isaac Gard	00:43	0-0	0-0	0 0 0	0 0 0	0	0	0	0	0	0	0	0	0
Team						3 1 4	0	0	2						
Totals			25-62	9-18	7-8	20 28 48	7	10	65	15	9	4	1	8	24

Technical Fouls: NONE

Virginia - 41

Record: 4-1

NO.	Name	Min	FG	3P	FT	Rebounds	Fouls	TP	AS	TO	ST	Blocks	BS	BA	+/-
			M-A	M-A	M-A	OR DR TOT	PF	FF							
0	Blake Buchanan	F 14:29	0-2	0-0	0-0	2 1 3	1	1	0	0	1	0	2	1	-12
2	Reece Beekman	G 34:05	6-12	2-3	3-3	1 3 4	1	3	17	7	2	2	0	0	-23
4	Andrew Rohde	G 30:01	2-6	1-3	0-0	0 2 2	1	0	5	3	0	0	0	0	-16
11	Isaac McKneely	G 32:34	3-7	1-1	2-2	0 1 1	1	1	9	0	1	1	0	0	-9
13	Ryan Dunn	G 26:28	3-6	0-2	0-0	0 6 6	3	0	6	0	1	2	5	0	-5
1	Dante Harris	17:21	0-3	0-1	0-0	0 1 1	1	0	0	0	2	0	0	0	-21
22	Jordan Minor	04:55	0-0	0-0	0-0	0 0 0	1	1	0	0	0	0	0	0	-2
34	Jacob Groves	20:47	1-7	0-3	2-2	0 2 2	1	1	4	0	1	0	0	0	-14
35	Leon Bond III	13:21	0-1	0-0	0-0	0 0 0	0	0	0	0	0	0	0	0	-15
10	Taine Murray	05:59	0-2	0-1	0-0	0 0 0	0	0	0	0	0	0	0	0	-3
Team						0 2 2	0	0	0						
Totals			15-46	4-14	7-7	3 18 21	10	7	41	10	8	5	8	1	24

Technical Fouls: NONE

	Wis	UVA
Biggest lead	24 (2 nd 3:21)	0 (1 st 20:00)
Best Scoring Run	11 (2 nd 9:35)	5 (1 st 8:21)
Lead Changes	0	
Times Tied	1	
Time with Lead	39:09	00:00

	Wis	UVA
Points from Turnovers	10	13
Paint	30	14
Second Chance	12	5
Fast Breaks	0	4
Bench	22	4

	1 st FG%	2 nd FG%	3 rd FG%	GM FG%
1 st FG%	5-21 23.8%			
2 nd FG%	2-7 28.6%			
3 rd FG%	6-6 100%			
GM FG%	10-25 40.0%			
1 st FT%	2-7 28.6%			
2 nd FT%	1-1 100%			
GM FT%	15-46 32.6%			
3 rd FT%	4-14 28.6%			
FT%	7-7 100.0%			

Dead Ball Rebounds: 0, 0

GAME 6: WISCONSIN 69, SMU 61

Nov. 22, 2023 • Fort Myers, Fla. • Suncoast Credit Union Arena



Official Basketball Box Score - Final
Wisconsin at SMU
 11/22/23 Suncoast Credit Union Arena, Fort Myers
 2023-24 Men's Basketball

Game Time: 8:30 PM
 Game Duration: 2:59
 Attendance: 3,500

Officials: Ted Valentine, Lee Cassell, Patrick Evans

Wisconsin - 69

Record: 4-2

NO.	Name	Min	FG	3P	FT	Rebounds	Fouls	TP	AS	TO	ST	Blocks	BS	BA	+/-
			M-A	M-A	M-A	OR DR TOT	PF	FF							
5	Tyler Wahl	F 26:15	6-11	0-0	2-2	4 2 6	4	3	14	0	0	2	1	1	7
22	Steven Crowl	F 31:55	2-4	0-0	1-1	4 4 8	4	3	5	2	2	1	0	2	12
2	AJ Storr	G 18:39	5-11	0-3	1-1	1 1 2	0	1	11	1	0	1	0	0	8
11	Max Klesmit	G 27:10	4-11	2-7	2-2	0 3 3	1	1	12	0	0	3	0	0	4
23	Chucky Hepburn	G 28:24	3-8	2-4	2-3	1 1 2	0	2	10	1	1	1	0	0	2
25	John Blackwell	22:09	3-8	0-3	4-4	3 6 9	1	5	10	2	2	1	0	0	-1
14	Carter Gilmore	13:24	0-0	0-0	0-0	0 0 0	0	1	0	0	0	0	0	0	2
31	Nolan Winter	07:34	1-2	0-1	0-0	0 1 1	0	0	2	0	1	0	0	0	-2
3	Connor Essegian	12:50	2-6	1-5	0-0	1 1 2	0	1	5	1	2	0	0	0	4
4	Kamari McGee	11:40	0-1	0-1	0-0	0 2 2	0	0	0	0	0	2	0	0	4
Team						2 0 2	0	0	0	1					
Totals			26-62	5-24	12-13	16 21 37	10	17	69	7	9	11	1	3	8

Technical Fouls: Crowl 2nd 5:49

SMU - 61

Record: 4-2

NO.	Name	Min	FG	3P	FT	Rebounds	Fouls	TP	AS	TO	ST	Blocks	BS	BA	+/-
			M-A	M-A	M-A	OR DR TOT	PF	FF							
10	Samuel Williamson	F 23:01	3-7	0-0	1-3	2 2 4	2	3	7	0	6	0	1	0	-5
22	Keon Ambrose-Hylton	F 21:20	1-1	0-0	0-0	1 2 3	0	2	2	1	0	0	1	0	-1
0	B.J. Edwards	G 19:13	0-3	0-0	1-2	1 2 3	0	1	1	3	0	0	0	0	-1
1	Zhuric Phelps	G 31:11	7-16	4-6	1-2	3 0 3	1	1	19	1	5	3	0	0	-2
3	Chuck Harris	G 32:49	6-12	1-4	0-0	0 2 2	2	0	13	2	2	0	0	1	-13
12	Tyreek Smith	18:36	1-2	0-0	4-4	0 1 1	4	3	6	0	0	0	1	0	-7
2	Jalen Smith	22:34	3-4	2-3	0-1	0 2 2	2	1	8	0	1	0	0	0	-8
5	Ricardo Wright	07:37	0-1	0-0	0-0	0 0 0	0	0	1	0	1	1	0	0	0
15	Ja'heim Hudson	15:51	2-3	1-2	0-0	1 3 4	3	0	5	0	0	0	0	0	-1
24	Emory Lanier	07:48	0-2	0-1	0-0	0 1 1	1	0	0	0	0	0	0	0	-2
Team						3 5 8	0	0	0	0					
Totals			23-51	8-16	7-12	11 20 31	18	9	61	8	15	3	3	1	-8

Technical Fouls: Hudson 2nd 5:49

	WIS	SMU
Biggest lead	8 (2 nd 0:10)	11 (1 st 13:18)
Best Scoring Run	9 (1 st 10:22)	6 (1 st 17:53)
Lead Changes	1	
Times Tied	3	
Time with Lead	02:54	35:03

	WIS	SMU
Points from Turnovers	14	15
Paint	40	24
Second Chance	12	12
Fast Breaks	6	3
Bench	17	19

NOTES: Wisconsin claimed its sixth November non-conference tournament title in the last 20 years...UW has gone 30-13 (.698) in non-conference November tournaments since 2005...trailing by 10 (40-30) with 13:00 remaining, UW pulled out its first double-digit, second-half comeback since 2021.

GAME 7: WISCONSIN 71, WESTERN ILLINOIS 49

Nov. 27, 2023 • Madison, Wis. • Kohl Center



Official Basketball Box Score - Final
Western Illinois at Wisconsin
 11/27/23 Kohl Center, Madison
 2023-24 Men's Basketball

Game Time: 6:00 PM
 Game Duration: 1:54
 Attendance: 14,092


Officials: Will Howard, Mike Pearson, Mason Lier

Western Illinois - 49

Record: 2-5

NO.	Name	Min	FG M-A	3P M-A	FT M-A	Rebounds OR DR TOT	Fouls PF F	TP	AS	TO	ST	Blocks BS	BS	+/-		
4	Jessiah West	F 26:27	3-5	0-1	1-2	1 1 2	4	2	7	0	2	1	0	0	-8	
23	Drew Cisse	F 32:43	3-3	0-0	2-6	3 8 11	3	3	8	3	2	1	3	0	-18	
2	Ryan Myers	G 35:09	2-8	2-5	2-2	1 1 2	0	1	8	0	3	0	0	0	-19	
5	James Dent Jr.	G 37:54	4-12	2-5	7-9	0 4 4	3	5	17	2	1	0	0	0	-24	
13	Braden Lamar	G 27:48	1-4	0-0	1-3	0 0 0	4	2	3	0	3	0	0	0	-24	
24	Tay Knox	12:32	1-2	0-0	0-0	0 2 2	2	1	2	1	0	0	0	0	-11	
10	JJ Kalakon	12:02	0-2	0-0	0-0	0 0 0	2	0	0	0	0	1	0	0	-12	
0	Shay Davis	03:12	1-1	0-0	0-0	0 0 0	2	0	2	0	0	0	0	0	0	
22	Joe Petrakis	03:57	0-0	0-0	0-0	0 0 0	0	0	0	1	0	1	0	0	0	
11	De'Meko Anderson	03:45	0-1	0-0	2-2	0 0 0	1	1	2	0	1	0	0	0	-1	
21	Jackson Hamilton	02:29	0-0	0-0	0-0	0 0 0	0	0	0	0	0	0	0	0	3	
3	KJ Lee	01:16	0-0	0-0	0-0	0 0 0	0	0	0	0	0	0	0	0	2	
15	Dirin Bhiray	00:46	0-0	0-0	0-0	0 0 0	0	0	0	0	0	0	0	0	2	
Team						1	1	2	0						0	
Totals		15:38	41:13	15:24	6	17	23	21	15	49	6	13	3	4	0	-22

GAME 10: #1 ARIZONA 98, #23 WISCONSIN 73
Dec. 9, 2023 • Tucson, Ariz. • McKale Center



Official: Wisconsin Basketball Box Score - Final

Game Time: 1:15 PM

Attendance: 153

Absence: 14,888

Wisconsin - 73

Record: 7-3


NO.	NAME	F	Min	FG		3P	FT	Rebounds		Fouls		PTS	AS	TO	ST	Blocks	+/-	Shooting By Period			
				M-A	M-A			M-A	OR	DR	OT							FF	FD	BS	BA
5	Tyler Wahl	F	25:17	3-9	0-1	2-3	1	4	5	5	3	8	1	1	0	0	-1	-16	1 st FG%	12-31	38.7%
22	Steven Crowl	G	26:27	5-9	1-2	0-0	1	1	2	1	12	0	3	0	0	0	-1	-18	3PT%	3-7	42.9%
2	AJ Stetson	F	24:51	4-13	0-0	2-3	1	1	1	0	0	0	0	0	0	0	-1	-18	FT%	4-6	66.7%
11	Max Kleimist	G	26:39	2-6	1-3	0-0	0	0	0	0	2	1	5	2	0	0	-1	-18	2 nd FG%	17-39	43.6%
23	Chucky Hepburn	G	29:34	3-9	1-2	0-0	0	6	6	2	2	7	6	1	1	0	-1	-18	3PT%	7-14	50.0%
31	Nolan Winter	F	13:33	1-2	1-2	0-0	0	1	1	1	2	3	2	0	0	0	-7	-18	FT%	1-2	50%
14	Carter Gilmore	G	10:29	3-4	1-2	0-0	0	1	0	1	1	1	0	0	1	0	-9	-18	GM FG%	20-39	41.4%
25	John Blackwell	F	25:56	6-12	4-5	1-2	1	6	7	2	2	17	2	0	0	0	-14	-18	3PT%	10-21	47.6%
3	Connor Essegian	G	08:06	0-2	0-1	0-0	0	0	0	0	1	1	0	0	0	0	-11	-18	FT%	5-8	62.5%
4	Kamari McGee	F	04:08	0-0	0-0	0-0	0	0	0	0	0	0	0	0	0	0	-1	-18	Dead Ball Rebounds: 2-0		
35	Markus Iyer	F	04:14	2-4	1-3	0-0	1	1	1	0	0	0	0	1	0	0	-0	-18			
10	Isaac Lindsey	G	00:46	0-0	0-0	0-0	0	0	0	0	0	0	0	0	0	0	-2	-18			
Team							0		6		6	0									
Totals			25:17	10-21	5-8		6	24	30	18	16	73	13	8	3	0	6	-25	Technical Fouls:NONE		

Officials: Kipp Kissinger, Brooks Wells, Eric Curry

Arizona - 98		Record: 8-0																				
NO.	Name	Min	FG M-A	3P M-A	FT M-A	Rebounds OR DR	Fouls PF FO	TP AS	TO	ST	Blocks BS BA	+/-	Shooting By Period									
16	Keshad Johnson	F 23:08	5-10	1-4	0-0	2	7	9	2	0	11	4	1	1	0	22	1 st FG%	18-32	56.3%			
11	Oumar Ballo	C 27:56	7-8	0-0	1-2	1	8	9	9	2	15	2	1	2	3	0	23	3PT%	8-17	47.1%		
	Caleb Love	G 28:10	7-13	3-8	3-4	0	7	7	3	20	5	1	2	0	0	23	FT%	4-6	66.7%			
3	Pelle Larsson	G 29:47	6-6	4-4	5-9	0	4	4	2	6	21	4	0	10	0	28	2 nd FG%	17-28	60.7%			
4	Kylan Boswell	G 33:18	4-10	2-5	0-0	0	1	1	2	0	10	9	2	0	0	28	3PT%	4-9	44.4%			
5	KJ Lewis	17:19	2-4	0-2	3-4	0-1	1	2	2	2	7	2	0	0	1	0	28	FT%	12-20	60%		
14	Motiejus Krivas	11:45	1-1	0-0	0-1	0	3	3	3	2	2	0	1	0	2	4	GM FG%	35-60	58.3%			
0	Jaden Bradley	13:58	1-3	1-1	0-0	0	1	1	1	0	3	0	1	0	0	2	3PT%	12-26	46.2%			
23	Paulas Murauskas	07:17	1-3	1-2	0-0	0	0	0	0	0	3	0	0	0	0	-1	FT%	16-26	61.5%			
1	Filip Borovicanic	03:13	0-1	0-0	4-6	1	1	2	0	3	4	0	0	0	0	1	Dead Ball Rebounds: 7-1					
5	Conrad Martinez	03:12	1-1	0-0	0-0	0	0	0	0	0	2	0	0	0	0	-3						
15	Grant Weisman	00:19	0-0	0-0	0-0	0	0	0	0	0	0	0	0	0	0	-3						
24	Luke Champion	00:19	0-0	0-0	0-0	0	0	0	0	0	0	0	0	0	0	-3						
33	Will Menaugh	00:19	0-0	0-0	0-0	0	0	0	0	0	0	0	0	0	0	-2						
Team						0	2	2			0											
Totals				35-60	12-26	16-26	4	35	39	16	18	98	26	7	5	6	0	25	Technical Fouls / NTE			
			WISC		ARIZ		Points from			WISC		ARIZ		Period by Period Scoring								
Biggest Lead			2 (1 st 19:18)		3 (2 nd 3:02)		Turnovers			5		12		1st			2nd		TOT			
Best Scoring Run			7 (1 st 16:31)		2 (1 st 3:29)		Paint			32		42		WISC			31		42		73	
Lead Changes			3				Second Chance			16		11										
Times Tied			4				Fast Breaks			8		19										
Time with Lead			00:23		37:21		Bench			32		21		ARIZ			48		50		98	

Best Scoring Run	2 (1 st 19.10) 3 (1 st 20.52)	Turnovers	5	12		1st	2nd	TOT	
Lead Changes	3	Paint	32	42		WISC	31	42	73
Times Tied	4	Second Chance	16	11		ARIZ	48	50	98
Time with Lead	00:23 37:21	Fast Breaks	8	19					
		Bench	32	21					

GAME 12: #24 WISCONSIN 80, CHICAGO STATE 53
Dec. 22, 2023 • Madison, Wis. • Kohl Center



Chicago Basketball Box Score - Final
Chicago St. at Wisconsin
12/22/23 Kohl Center, Madison
2023-24 Men's Basketball

Game Time: 7:00 PM
Game Duration: 1:57
Attendance: 14,104

Chicago St. - 53

Record: 7-10

NO.	Name	Min	FG M-A	3P M-A	FT M-A	Rebounds OR DR	Totals	Fouls PF	TP	AS	TO	ST	Blocks BS BA	+/-	Shooting By Period 1st FG% 9-32 28.1% 2nd FG% 11-31 35.5% 3rd FG% 1-9 11.1% FT% 5-11 45.5% GM FG% 20-63 31.7% FT% 5-11 45.5% FT% 10-17 58.6%	
15	Noble Crawford	F 19:42	3-5	1-2	1-2	2	3	5	1	8	0	1	2	0	-13	
22	Camerson Jernigan	F 19:49	-12	0-1	5-6	2	5	2	4	3	3	7	0	0	0	
1	Wesley Carden	G 36:06	4-22	0-3	2-3	1	2	6	2	10	2	4	1	0	-1	
12	Brent Davis	G 20:53	-11	1-1	0-0	0	2	2	3	0	3	0	0	1	0	
24	Jahean Corbett	G 37:39	3-14	1-6	2-4	4	3	3	2	9	1	1	0	0	-2	
2	Deshawn Jean-Charles	T 20:46	-15	0-2	0-0	0	4	4	0	2	0	1	1	0	-9	
23	Teshandre Cole	L 12:08	2-2	0-0	0-0	3	1	4	2	0	4	0	0	0	-5	
10	A.J. Neal	L 15:26	1-4	0-2	0-1	1	0	1	1	2	0	0	0	0	-13	
5	Kedrick Green	L 14:34	-47	0-1	0-1	0	0	0	1	2	8	0	0	0	-19	
14	Alex Ralford	D 02:57	0-1	0-1	0-0	0	0	0	0	0	0	0	0	0	-4	
Team						1	1	2		0	0					
Totals			20-63	3-19	10-17	14	21	35	22	14	53	3	7	4	2	-137

Technical Fouls: Coach 2 nd 17-18 Crawford 2 nd 16-27

Dead Ball Rebounds: 21

Wisconsin - 80

Record: 93

NO. Name	Min	FG M-A	3P M-A	FT M-A	Rebounds OR DR	Fouls PF	TP	AS	TO	ST	Blocks BS BA	+/-	Shooting By Period					
5 Tyler Wahl	F 25:49	5-7	0-0	1-3	1 3	4	1	5	11	1	2	0	2	1	24	1st FG%	14-27	51.9%
22 Steven Crowl	F 28:58	4-7	0-0	5-6	4 3	7	2	4	13	3	1	0	0	1	19	3PT%	2-6	33.3%
2 AJ Storr	G 31:26	11-18	3-5	4-6	1 1	2	0	29	1	1	1	0	0	1	19	FT%	8-11	72.7%
11 Max Klesmit	G 26:50	2-6	0-2	0-0	1 4	5	3	0	4	3	1	1	0	0	22	2nd FG%	14-29	48.3%
23 Chucky Heburn	G 19:53	1-2	0-0	1-2	0 3	3	1	2	3	0	1	0	1	0	7	3PT%	2-9	22.2%
25 John Blackwell	13:56	1-5	0-4	4-4	0 9	3	4	6	0	1	1	1	0	0	10	FT%	12-15	80%
14 Carter Glickoff	10:26	1-1	0-0	5-5	2 0	2	0	3	7	0	1	1	0	0	8	GMFG%	28-56	50.0%
3 Nolan Winter	11:50	0-2	0-1	0-0	0 0	0	0	1	0	1	0	0	0	0	1	3PT%	4-15	26.7%
3 Connor Essegien	18:22	2-5	1-3	0-0	0 3	4	0	5	0	0	0	0	0	0	16	FT%	20-26	76.9%
4 Kammal McGee	06:36	1-3	0-1	0-0	0 1	0	0	2	0	0	0	0	0	0	5	Dead Ball Rebounds:	3	1
10 Isaac Lindsey	02:21	0-0	0-0	0-0	0 0	0	0	0	0	0	0	0	0	0	2			
21 Chris Hodges	02:21	0-0	0-0	0-0	0 0	0	0	0	0	0	0	1	0	0	2			
12 Luke Hearle	00:36	0-0	0-0	0-0	0 0	0	0	0	0	0	0	0	0	0	0			
15 Isaac Gard	00:36	0-0	0-0	0-0	0 0	0	0	0	0	0	0	0	0	0	0			
Team					0 6 6			0										
Totals		28-56	4-15	20-26	9 33	42	14	21	80	14	7	4	4	2	27			

Technical Fouls: NONE

	CSU	UW
Biggest lead	0 (1 st 20:00)	27 (2 nd 7:31)
Best Scoring Run	6 (1 st 3:34)	12 (1 st 11:24)
Lead Changes		
Times Tied	0	
Time with Lead	00:00	39:20

	CSU	UW
Points from Turnovers	37	7
Paint	32	46
Second Chance	11	15
Fast Breaks	13	12
Bench	16	20

	Period by Period Scoring		
	1st	2nd	TOT
CSU	25	28	53
UW	38	42	80

GAME 13: #21 WISCONSIN 83, IOWA 72

Jan. 2, 2024 • Madison, Wis. • Kohl Center



Official Basketball Box Score - Final
Iowa at Wisconsin
01/02/24 Kohl Center, Madison
2023-24 Men's Basketball

Game Time: 6:00 PM
Game Duration: 1:57
Attendance: 15,725

Officials: Jeffrey Anderson, Don Daly, Owen Shortt

Iowa - 72

Record: 8-6 (3-3)

NO. Name	Min	FG M-A	3P M-A	FT M-A	Rebounds OR DR TOT	Fouls PF FT	TP	AS	TO	ST	Blocks BS BA	±
22 Patrick McCaffery	F 26:25	2-9	0-4	1-1	0 3 3	2 1	5	4	3	1	0 0	-1
23 Ben Krikke	F 20:26	3-4	1-1	3-5	0 1 1	4 3	10	2	2	0	0 0	4
32 Owen Freeman	F 36:20	7-9	0-0	0-0	2 11 13	2 0	14	1	2	1	3 0	-11
11 Tony Perkins	G 31:33	8-14	2-2	7-9	1 3 4	3 9	25	2	2	3	0 0	-12
20 Payton Sandfort	G 34:09	3-11	3-7	0-0	2 3 5	2 0	9	0	2	0	0 0	-11
4 Josh Dix	10:27	0-1	0-0	0-0	0 0 0	0 0	0	0	0	0	0 0	-3
5 Dasonte Bowen	13:28	3-8	0-0	0-1	1 1 2	2 2	6	1	1	0	3 -5	
2 Brock Harding	11:22	1-3	1-1	0-0	0 0 0	3 0	3	3	2	0	0 0	-12
13 Ladj Dembele	07:44	0-1	0-1	0-0	0 1 1	2 0	0	0	0	0	0 0	-8
24 Pryce Sandfort	06:26	0-2	0-1	0-0	0 0 0	1 0	0	0	0	0	0 0	2
0 Even Brauns	01:40	0-0	0-0	0-0	0 0 0	1 0	0	0	0	0	0 0	2
Team					2 1 3		0	0				
Totals		27-62	7-17	11-16	8 24 32	22 15	72	13	14	5	3 3	-11

Technical Fouls: NONE

Wisconsin - 83

Record: 10-3 (2-0)

NO. Name	Min	FG M-A	3P M-A	FT M-A	Rebounds OR DR TOT	Fouls PF FT	TP	AS	TO	ST	Blocks BS BA	±
5 Tyler Wahl	F 28:37	4-6	0-0	11-13	3 5 8	1 9	19	2	1	2	1 0	4
22 Steven Crowl	F 32:37	6-10	2-2	0-0	2 11 13	3 0	14	2	4	0	1 1	18
2 AJ Storr	G 30:35	7-13	1-6	1-2	0 2 2	1 1	16	1	2	0	1 1	12
11 Max Klesmit	G 29:59	4-8	1-5	6-8	0 1 1	1 4	15	4	0	1	0 0	7
23 Chucky Hepburn	G 25:02	2-5	0-1	0-1	0 2 2	4 1	4	3	2	2	0 0	11
4 Kamari McGee	10:09	1-1	0-0	0-0	0 2 2	1 0	2	2	1	3	0 0	5
25 John Blackwell	23:54	1-5	0-1	3-6	1 3 4	2 4	5	1	3	1	0 1	-2
14 Carter Gilmore	11:28	0-1	0-0	3-4	2 1 3	1 2	3	0	0	0	0 0	5
31 Nolan Winter	07:18	2-3	0-1	1-1	0 1 1	1 1	5	0	0	0	0 0	-5
3 Connor Essegian	00:21	0-0	0-0	0-0	0 1 1	0 0	0	0	0	0	0 0	0
Team					0 1 1		0	0				
Totals		27-52	4-16	25-35	8 30 38	15 22	83	15	13	9	3 3	11

Technical Fouls: NONE

	IOWA	WIS
Biggest lead	7 (1 st 16:19)	13 (2 nd 2:28)
Best Scoring Run	7 (1 st 2:07)	8 (2 nd 10:25)
Lead Changes	5	
Times Tied	7	
Time with Lead	15:48	19:04

Points from	IOWA	WIS
Turnovers	14	24
Paint	36	42
Second Chance	10	15
Fast Breaks	13	15
Bench	9	15

Period by Period Scoring	1st	2nd	TOT
IOWA	32	40	72
WIS	32	51	83

GAME 14: #21 WISCONSIN 88, NEBRASKA 72

Jan. 6, 2024 • Madison, Wis. • Kohl Center



Official Basketball Box Score - Final
Nebraska at Wisconsin
01/06/24 Kohl Center, Madison
2023-24 Men's Basketball

Game Time: 1:15 PM
Game Duration: 1:52
Attendance: 15,055

Officials: D.J. Carstensen, Earl Watson, Courtney Green

Nebraska - 72

Record: 12-3 (2-2)

NO. Name	Min	FG M-A	3P M-A	FT M-A	Rebounds OR DR TOT	Fouls PF FT	TP	AS	TO	ST	Blocks BS BA	±
4 Juwan Gary	F 17:50	4-5	0-1	0-0	0 0 0	0 4	0	8	0	0	1 0	-11
51 Rlenk Mast	F 32:06	6-14	2-7	2-4	1 5 6	1 5	16	2	0	1	0 0	-17
3 Brice Williams	G 31:48	3-9	1-3	3-3	0 4 4	1 3	10	6	1	0	0 0	-10
10 Jamarques Lawrence	G 18:35	1-3	1-2	0-0	0 2 2	0 3	0	0	3	1	0 0	-15
30 Keesha Tominaga	G 31:51	7-10	3-6	0-0	0 0 0	1 1	17	2	2	0	0 0	-8
1 Sam Hoberg	19:52	1-4	1-2	2-2	0 6 6	2 2	5	2	1	0	1 0	-4
53 Josiah Alick	22:30	1-3	1-1	1-2	3 5 5	1 2	4	2	2	0	0 0	-14
0 C.J. Wilcher	16:33	2-4	2-3	0-0	0 1 1	1 2	0	6	0	3	1 0	-11
11 Eli Rice	08:25	1-1	1-1	0-0	0 1 1	1 0	3	1	0	1	0 0	0
21 Matar Diop	01:15	0-0	0-0	0-0	0 0 0	0 0	0	0	0	0	0 0	5
31 Cale Jacobsen	01:15	0-0	0-0	0-0	0 0 0	0 0	0	0	1	0	0 0	5
Team					0 1 1		0	0				
Totals		26-53	12-26	8-11	3 23 26	16 13	72	16	12	4	4 0	-16

Technical Fouls: NONE

Wisconsin - 88

Record: 11-3 (3-0)

NO. Name	Min	FG M-A	3P M-A	FT M-A	Rebounds OR DR TOT	Fouls PF FT	TP	AS	TO	ST	Blocks BS BA	±
5 Tyler Wahl	F 31:02	6-10	1-1	4-6	4 4 8	2 5	17	4	1	1	0 2	23
22 Steven Crowl	F 30:08	4-5	1-2	0-0	1 6 7	1 1	9	4	1	0	0 0	10
2 AJ Storr	G 19:59	3-8	1-3	3-5	1 3 4	1 3	10	3	2	1	0 0	7
11 Max Klesmit	G 25:27	1-2	1-2	0-0	0 3 3	2 3	0	0	1	0	0 0	5
23 Chucky Hepburn	G 32:51	5-8	3-5	0-0	0 2 2	1 0	13	6	1	3	0 1	10
14 Carter Gilmore	06:52	1-1	0-0	0-0	0 0 0	1 0	2	1	0	0	0 0	-4
25 John Blackwell	18:46	5-8	1-2	1-1	0 3 3	0 1	12	0	2	0	0 0	0
3 Connor Essegian	12:27	4-9	4-7	0-0	0 1 1	0 2	12	0	0	0	0 0	14
4 Kamari McGee	05:54	2-2	1-1	0-0	0 1 1	2 0	5	0	0	1	0 0	11
31 Nolan Winter	08:37	2-5	0-2	1-1	0 1 1	2 2	5	0	0	0	0 0	11
10 Isaac Lindsey	02:06	0-1	0-1	0-0	0 0 0	0 0	0	0	0	0	0 0	-3
35 Markus Ilier	02:06	0-0	0-0	0-0	0 0 0	0 0	0	0	0	0	0 0	-3
12 Luke Haertle	01:15	0-1	0-0	0-0	0 0 0	0 0	0	0	0	0	0 0	-5
15 Isaac Gard	01:15	0-0	0-0	0-0	0 0 0	1 0	0	0	0	0	0 0	-5
21 Chris Hodges	01:15	0-0	0-0	0-0	0 0 0	0 0	0	0	0	0	0 0	-5
Team					0 1 1		0	0				
Totals		33-60	13-26	9-13	7 25 32	13 16	88	18	8	6	0 4	16

Technical Fouls: NONE

	NEB	WIS
Biggest lead	0 (1 st 20:00)	21 (2 nd 1:40)
Best Scoring Run	0 (1 st 11:00)	8 (1 st 11:00)
Lead Changes	2	
Times Tied	0	
Time with Lead	00:00	38:26

Points from	NEB	WIS
Turnovers	12	17
Paint	18	36
Second Chance	6	7
Fast Breaks	11	4
Bench	18	36

Period by Period Scoring	1st	2nd	TOT
NEB	38	34	72
WIS	51	37	88

GAME 15: #15 WISCONSIN 71, OHIO STATE 60

Jan. 10, 2024 • Columbus, Ohio • Value City Arena



Official Basketball Box Score - Final
Wisconsin at Ohio State
01/10/24 Value City Arena, Columbus, Ohio
2023-24 Men's Basketball

Game Time: 8:30 PM
Game Duration: 1:50
Attendance: 11,276

Officials: Doug Simons, Kipp Kessinger, Earl Watson

Wisconsin - 71

Record: 12-3 (4-0)

NO. Name	Min	FG M-A	3P M-A	FT M-A	Rebounds OR DR TOT	Fouls PF FT	TP	AS	TO	ST	Blocks BS BA	±
5 Tyler Wahl	F 30:13	4-6	0-0	3-4	1 4 5	3 4	11	2	1	1	1 0	10
22 Steven Crowl	F 28:17	2-8	0-2	1-1	3 3 6	2 1	5	3	2	0	2 2	6
2 AJ Storr	G 29:15	8-15	1-3	0-0	0 3 3	2 1	17	1	1	0	0 1	7
11 Max Klesmit	G 32:22	5-9	2-4	6-6	0 3 3	0 4	18	2	0	0	0 0	2
23 Chucky Hepburn	G 36:49	3-8	1-6	0-0	1 3 4	3 2	7	4	1	4	0 0	9
3 Connor Essegian	07:27	1-3	1-3	0-0	0 2 2	0 0	3	0	0	0	0 0	2
14 Carter Gilmore	10:11	0-0	0-0	0-0	0 1 1	2 0	0	1	0	0	0 0	4
25 John Blackwell	10:57	1-3	1-1	0-0	0 1 1	0 0	3	1	0	0	0 2	4
31 Nolan Winter	11:19	3-5	1-3	0-0	0 2 2	1 0	7	0	0	0	0 0	2
4 Kamari McGee	03:11	0-0	0-0	0-0	0 1 1	0 0	0	0	0	0	0 0	4
Team					2 2 4		0	0				
Totals		27-57	7-22	10-11	7 25 32	13 12	71	14	5	5	3 7	11

Technical Fouls: NONE

Ohio State - 60

Record: 12-4 (2-3)

NO. Name	Min	FG M-A	3P M-A	FT M-A	Rebounds OR DR TOT	Fouls PF FT	TP	AS	TO	ST	Blocks BS BA	±
10 Jamison Battle	F 37:44	7-11	4-5	0-0	1 7 8	2 0	18	0	1	0	1 0	-12
34 Felix Okpara	G 30:07	3-3	0-0	1-1	2 5 7	2 2	7	0	1	0	3 0	-8
1 Roddy Gayle Jr.	G 35:07	4-13	0-4	1-2	0 3 3	2 4	9	2	3	0	0 2	-12
2 Bruce Thornton	G 36:59	6-16	1-5	0-2	0 2 2	1 3	13	6	1	0	0 0	-9
12 Evan Mahaffey	G 22:24	2-3	0-0	0-1	0 2 2	2 2	4	1	1	2	1 1	-3
0 Scotty Middleton	19:28	2-5	1-3	0-2	0 1 1	2 1	5	1	0	0	2 0	-4
23 Zed Key	09:53	1-3	0-1	2-2	1 0 1	1 1	4	0	0	0	0 0	-3
4 Dale Bonner	08:18	0-1	0-0	0-0	0 1 1	0 0	0	0	0	0	0 0	-4
Team					5 3 8		0	1				
Totals		25-55	6-18	4-10	9 24 33	12 13	60	10	8	2	7 3	-11

Technical Fouls: NONE

	WIS	OSU
Biggest lead	11 (2 nd 0:11)	8 (1 st 7:51)
Best Scoring Run	10 (2 nd 3:12)	8 (2 nd 9:55)
Lead Changes	4	
Times Tied	4	
Time with Lead	17:25	19:53

Points from	WIS	OSU
Turnovers	7	4
Paint	32	28
Second Chance	6	10
Fast Breaks	2	3
Bench	13	9

Period by Period Scoring			
	1st	2nd	TOT
WIS	35	36	71
OSU	33	27	60

GAME 17: PENN STATE 87, #11 WISCONSIN 83
 Jan. 16, 2024 • State College, Pa. • Bryce Jordan Center



Official Basketball Box Score - Final
Wisconsin at Penn St.
 01/16/24 Bryce Jordan Center, State College
 2023-24 Men's Basketball

Game Time: 9:00 PM
 Game Duration: 2:14
 Attendance: 8,462

Officials: Eric Curry, Owen Shortt, Brooks Wells

Wisconsin - 83														
Record: 13-4 (5-1)														
NO.	Name	Min	FG M-A	3P M-A	FT M-A	Rebounds OR DR TOT	Fouls PF FO	TP	AS	TO	ST	Blocks BS BA	A/+	
5	Tyler Wahl	F 33:47	3-7	0-0	5-6	2 5 7	3 5	11	2	5	1	1 2	2	
22	Steven Crowl	F 30:50	8-11	0-0	1-1	5 6 11	2 2	17	3	2	0	2 1	-5	
2	AJ Storr	G 34:45	7-17	3-7	6-6	1 4 5	0 4	23	2	2	0	0 1	-5	
11	Max Klesmit	G 14:49	4-5	2-2	0-0	0 0 0	5 0	10	1	2	0	0 0	-9	
23	Chucky Hepburn	G 36:48	0-4	0-2	0-0	0 1 1	2 1	0	5	2	1	0 0	-3	
14	Carter Gilmore	05:51	0-0	0-0	0-0	0 0 0	1 2	0	0	0	0	0 0	-6	
25	John Blackwell	23:16	3-8	1-2	7-8	1 1 2	3 6	14	0	0	0	0 2	5	
3	Connor Essegeian	06:32	1-3	0-2	1-2	0 1 1	0 1	3	1	0	0	0 0	1	
4	Kamarl McGee	03:50	0-0	0-0	0-0	0 0 0	0 1	0	0	0	0	0 0	0	
31	Nolan Winter	04:28	1-2	0-0	0-0	1 2 3	0 0	2	0	0	0	0 0	-4	
35	Markus Ilver	04:57	1-1	1-1	0-0	1 4 5	0 0	3	1	0	0	1 0	3	
10	Isaac Lindsey	00:07	0-0	0-0	0-0	0 0 0	0 0	0	0	0	0	0 0	1	
Team						0 1 1		0						
Totals			28-58	7-16	20-23	11 25 36	16 22	83	15	13	2	4 6	-4	

Technical Fouls: NONE

Shooting By Period			
1st FG%	14-30	46.7%	
3PT%	2-8	25.0%	
FT%	5-5	100%	
2nd FG%	14-28	50.0%	
3PT%	5-8	62.5%	
FT%	15-18	83.3%	
GM FG%	28-58	48.3%	
3PT%	7-16	43.8%	
FT%	20-23	87.0%	

Dead Ball Rebounds: 1, 1

Penn St. - 87														
Record: 9-9 (3-4)														
NO.	Name	Min	FG M-A	3P M-A	FT M-A	Rebounds OR DR TOT	Fouls PF FO	TP	AS	TO	ST	Blocks BS BA	A/+	
22	Qudus Wahab	F 12:15	2-3	0-0	0-0	0 2 2	4 0	4	0	1	0	4 0	14	
24	Zach Hicks	F 31:39	3-7	3-6	0-0	0 2 2	1 0	9	1	1	0	0 0	1	
0	Kanye Clary	G 38:25	11-20	0-3	5-7	0 4 4	3 6	27	3	2	1	0 0	4	
1	Ace Baldwin Jr.	G 35:06	7-11	4-5	2-2	0 3 3	4 2	20	5	0	2	0 2	4	
3	Nick Kern	G 25:05	4-7	0-0	7-9	0 1 1	5 5	15	0	0	2	0 2	7	
14	Demetrius Lilley	18:34	2-2	0-0	0-0	2 4 6	0 1	4	0	0	2	1 0	-7	
2	D'Marco Dunn	12:11	2-3	0-0	1-2	0 0 0	3 1	5	1	0	0	0 0	2	
4	Puff Johnson	08:02	0-1	0-0	0-0	0 1 1	1 0	0	0	1	0	0 0	3	
5	Jameel Brown	05:30	0-2	0-2	0-0	1 1 2	0 1	0	1	0	0	0 0	1	
11	Leo O'Boyle	13:22	1-4	1-4	0-0	0 1 1	1 0	3	0	0	1	1 0	-9	
Team						1 2 3		0						
Totals			32-60	8-20	15-20	4 21 25	22 16	87	11	6	8	6 4	4	

Technical Fouls: NONE

Shooting By Period			
1st FG%	15-32	46.9%	
3PT%	5-12	41.7%	
FT%	4-7	57.1%	
2nd FG%	17-28	60.7%	
3PT%	3-8	37.5%	
FT%	11-13	84.6%	
GM FG%	32-60	53.3%	
3PT%	8-20	40.0%	
FT%	15-20	75.0%	

Dead Ball Rebounds: 3, 0

		WISC	PSU
Biggest lead	2 (2nd 5:01)	12 (1st 6:56)	
Best Scoring Run	8 (2nd 5:01)	7 (1st 15:52)	
Lead Changes	2		
Times Tied	7		
Time with Lead	00:17	36:36	

Points from		WISC	PSU
Turnovers		8	16
Paint		40	36
Second Chance		19	7
Fast Breaks		7	11
Bench		22	12

Period by Period Scoring			
	1st	2nd	TOT
WISC	35	48	83
PSU	39	48	87