

OHIO STATE MEN'S BASKETBALL

1898 **FIRST SEASON** • 1 **NATIONAL CHAMPIONSHIP** • 10 **NCAA FINAL FOURS** • 14 **SWEET 16 APPEARANCES**
31 **NCAA APPEARANCES** • 20 **BIG TEN CONFERENCE CHAMPIONSHIPS** • 28 **CONSENSUS ALL-AMERICANS**

WAYS TO WATCH/LISTEN

Watch: Big Ten Network

(Brandon Gaudin & Robbie Hummel)

Listen: 97.1 The Fan / OhioStateBuckeyes.com

(Paul Keels & Ron Stokes)

2022-23 SCHEDULE/RESULTS

NOVEMBER (5-2)

Tue	1	CHAMINADE (Exh.)	W, 101-57
Mon	7	ROBERT MORRIS	W, 91-53
Thur	10	CHARLESTON SOUTHERN	W, 82-56
Wed	16	EASTERN ILLINOIS	W, 65-43
Mon	21	vs. #17/19 San Diego State ¹	L, 77-88
Tue	22	vs. Cincinnati ¹	W, 81-53
Wed	23	vs. #21/20 Texas Tech ¹	W, 80-73
Wed	30	at #17/16 Duke ²	L, 72-81

DECEMBER (4-1)

Sat	3	ST. FRANCIS (PA.)	W, 96-59
Thur	8	RUTGERS*	W, 67-66
Sat	17	vs. North Carolina ³	L, 84-89 (ot)
Wed	21	MAINE	W, 95-61
Thur	29	ALABAMA A&M	W, 90-59

JANUARY (2-7)

Sun	1	at Northwestern*	W, 73-57
Thur	5	#1/1 PURDUE*	L, 69-71
Sun	8	at Maryland*	L, 73-80
Thur	12	MINNESOTA*	L, 67-70
Sun	15	at Rutgers*	L, 64-68 (ot)
Wed	18	at Nebraska*	L, 60-63
Sat	21	IOWA*	W, 93-77
Tue	24	at Illinois*	L, 60-69
Sat	28	at Indiana*	L, 70-86

FEBRUARY (1-7)

Thur	2	WISCONSIN*	L, 60-65
Sun	5	at Michigan*	L, 69-77
Thur	9	NORTHWESTERN*	L, 63-69
Sun	12	MICHIGAN STATE*	L, 41-62
Thur	16	at Iowa*	L, 75-92
Sun	19	at #3/3 Purdue*	L, 55-82
Thur	23	PENN STATE*	L, 71-75
Sun	26	ILLINOIS*	W, 72-60

MARCH (1-1)

Wed	1	#21/24 MARYLAND*	W, 73-62
Sat	4	at Michigan State*	L, 78-84
Wed	8	vs. Wisconsin ⁴ (BTN)	6:30

* Big Ten Conference game

(1) Maui Invitational (Lahaina, Hawaii)

(2) ACC/Big Ten Men's Basketball Challenge

(3) CBS Sports Classic (New York, N.Y.)

(4) Big Ten Tournament (Chicago, Ill.)

GAME 32

OHIO STATE (13-18, 5-15) VS. **WISCONSIN** (17-13, 9-11)

Wednesday, March 8 • 6:30 p.m. ET • Chicago, Ill. • United Center



Head Coach: Chris Holtmann

12th year overall

6th year at Ohio State

Career Record: 234-159



Head Coach: Greg Gard

8th year overall

8th year at Wisconsin

Career Record: 161-91



- A new season is here, the postseason, and Ohio State will look to continue its recent string of good play as the Buckeyes open the Big Ten Tournament Wednesday evening against Wisconsin.
- The Buckeyes are 30-17 all-time in Big Ten Tournament games and 14-7 in their opening game of the tournament.
- This will be the sixth meeting between Ohio State and Wisconsin in the Big Ten Tournament. The Buckeyes are 4-1 in the previous five meetings and have beaten Wisconsin twice in championship games. Deshaun Thomas scored 17 points to lead the Buckeyes to a 50-43 victory in the 2013 title game. In the 2007 title game, Greg Oden scored 12 points, grabbed 10 boards and had four blocks while Mike Conley Jr. had game-highs of 18 points and eight assists in Ohio State's 66-49 victory.
- Ohio State has won four tournament titles, the last of which coming in 2013, and has made nine title game appearances.
- Last year, the No. 6-seed Buckeyes were upended by No. 11-seed Penn State 71-68 in their first game of the tournament in Indianapolis.
- In the first meeting this season between the Ohio State and Wisconsin, the Buckeyes nearly erased an 18-point deficit before Wisconsin regained control and held on for a 65-60 victory on Feb. 2 in Columbus. That game was one of just two games all season in which Ohio State never held a lead.
- The All-Big Ten awards were announced this week and four Buckeyes were honored. Brice Sensabaugh garnered third team accolades by the media, was honorable mention by the coaches and was also on the All-Freshmen Team. Justice Sueing and Zed Key were honorable mention by the coaches and Sean McNeil was the team's Sportsmanship Honoree.
- The Buckeyes have shot free throws well as of late. As a team, Ohio State has made 40 of its last 42 free throws. That stretch includes a school-record 20-for-20 against Maryland on March 1. Justice Sueing has made his last 19 free throw attempts while Brice Sensabaugh has made his last 15.
- Sensabaugh leads the team in scoring at 16.5 ppg and is just the sixth Buckeye freshmen to score more than 500 points. He will also likely be the first freshmen to lead the team in scoring since D'Angelo Russell in 2015.
- Bruce Thornton has averaged 17.3 ppg and has shot over 54 percent in the last four games.



#0 TANNER HOLDEN

GRAD • G • 6-6 • 200 • WHEELERSBURG, OHIO / WHEELERSBURG/WRIGHT ST.

PPG	RPG	MPG	BLK	STL	APG	FG%	3FG%	FT%
3.8	2.4	13.9	3	10	0.4	.478	.462	.857

- Has scored over 1,500 pts in his career
- Played in 92 games at WSU, averaging 16.1 points and 7.0 rebounds
- Two-time first team All-Horizon League

Season	Highs	Career
12 - 11/7/22	Pts.....	38 - 1/22/22
5 - 11/10/22	Rebs.....	17 - 12/21/19
2 (4x) - 1/18/23	Asts.....	7 - 1/10/20
3 - 1/21/23	Stls.....	5 - 2/22/20
2 - 12/21/22	Blks.....	2 (3x) - 12/21/22



#1 RODDY GAYLE JR.

FR • G • 6-4 • 205 • NIAGARA FALLS, N.Y. / WASATCH ACADEMY

PPG	RPG	MPG	BLK	STL	APG	FG%	3FG%	FT%
3.7	1.4	15.1	10	16	0.8	.397	.316	.769

- Made 1st career start in win over Iowa
- Has started seven games this season
- Smooth combo guard who can guard multiple positions

Season	Highs	Career
12 - 12/3/22	Pts.....	
5 - 1/28/23	Rebs.....	
3 (4x) - 12/29/22	Asts.....	
3 - 1/24/23	Stls.....	
1 (10x) - 3/4/23	Blks.....	



#2 BRUCE THORNTON

FR • G • 6-2 • 215 • ALPHARETTA, GA. / MILTON

PPG	RPG	MPG	BLK	STL	APG	FG%	3FG%	FT%
10.0	2.7	30.0	3	24	2.4	.454	.384	.782

- Has started every game at point guard this season
- Averaged 17.3 ppg and is shooting over 54 percent over the last four games
- Georgia's Gatorade Player of the Year in '22

Season	Highs	Career
22 - 2/5/23	Pts.....	
7 - 1/16/22	Rebs.....	
6 - 1/1/23	Asts.....	
3 - 2/19/23	Stls.....	
1 (3x) - 3/1/23	Blks.....	



#3 EUGENE BROWN III

JR • G • 6-7 • 195 • CONYERS, GA. / SOUTHWEST DEKALB

PPG	RPG	MPG	BLK	STL	APG	FG%	3FG%	FT%
2.2	1.4	10.1	6	6	0.1	.517	.357	.625

- Scored 9 pts in win over Illinois (2/26)
- Missed the first 11 games due to a concussion
- One of four returners
- One of the team's better defenders

Season	Highs	Career
9 - 2/26/23	Pts.....	12 - 11/5/21
4 - 2/26/23	Rebs.....	8 (2x) - 2/12/22
2 - 2/19/23	Asts.....	3 - 3/1/22
2 (2x) - 2/26/23	Stls.....	3 - 2/21/22
2 - 1/8/23	Blks.....	2 (2x) - 2/21/22



#4 SEAN MCNEIL

GRAD • G • 6-4 • 205 • UNION, KY. / COOPER / SINCLAIR CC / WEST VIRGINIA

PPG	RPG	MPG	BLK	STL	APG	FG%	3FG%	FT%
9.7	2.0	29.0	3	16	1.2	.426	.366	.878

- 6 games with 3 three-pointers made
- Has made 207 career three-pointers
- Topped 1,000 career pts vs. Maine (12/21)
- Was 7-of-7 shooting at Iowa (2/16)
- Transfer from West Virginia

Season	Highs	Career
22 - 11/21/22	Pts.....	26 (2x) - 1/8/22
6 - 11/10/22	Rebs.....	6 (2x) - 11/10/22
4 - 12/3/22	Asts.....	4 (4x) - 12/3/22
3 - 2/19/23	Stls.....	3 - 2/19/23
1 (3x) - 12/29/22	Blks.....	2 (2x) - 12/18/21



#10 BRICE SENSABAUGH

FR • F • 6-6 • 235 • ORLANDO, FLA. / LAKE HIGHLAND PREP

PPG	RPG	MPG	BLK	STL	APG	FG%	3FG%	FT%
16.5	5.2	24.2	11	17	1.1	.481	.415	.830

- Third team All-Big Ten
- 3x BIG Freshman of the Week
- Has 11 games of 20 or more points
- 4th nationally in scoring among freshmen
- Florida's Gatorade Player of the Year in '22

Season	Highs	Career
27 - 1/21/23	Pts.....	
11 - 1/15/23	Rebs.....	
7 - 12/21/22	Asts.....	
2 (3x) - 2/19/23	Stls.....	
2 - 1/1/23	Blks.....	



#13 ISAAC LIKEKELE

GRAD • G • 6-5 • 215 • ARLINGTON, TEXAS / TIMBERVIEW / OKLA. ST.

PPG	RPG	MPG	BLK	STL	APG	FG%	3FG%	FT%
4.0	4.3	22.4	7	20	2.6	.400	.300	.464

- Had 18 pts, 10 rebs and 7 assists vs. Iowa
- Voted a team captain in his first season
- Played in 114 games at Okla. St. and had more than 1,000 points
- Versatile player who can play spots 1-4

Season	Highs	Career
18 - 1/21/23	Pts.....	26 - 11/27/19
10 (2x) - 1/21/23	Rebs.....	13 - 11/25/20
7 - 1/21/23	Asts.....	11 - 2/5/20
3 - 2/2/22	Stls.....	8 - 11/27/19
2 - 1/17/22	Blks.....	2 (5x) - 2/19/22



#14 JUSTICE SUEING

SR • F • 6-7 • 215 • HONOLULU, HAWAII / MATER DEI / CAL

PPG	RPG	MPG	BLK	STL	APG	FG%	3FG%	FT%
12.0	5.4	29.7	12	22	1.9	.432	.231	.740

- Reached 1,500 career points vs. Wisc. (2/2)
- Spectacular vs. Texas Tech, scoring a career-high 33 pts with 8 rebs and 5 assists
- Named a team captain for a 2nd consecutive season

Season	Highs	Career
33 - 11/23/22	Pts.....	33 - 11/23/22
11 (2x) - 2/26/23	Rebs.....	11 (4x) - 2/26/23
7 - 3/4/23	Asts.....	7 - 3/4/23
3 - 1/17/22	Stls.....	5 (2x) - 1/27/21
2 - 2/2/23	Blks.....	2 (6x) - 2/2/23




#15 BOWEN HARDMAN

FR • G • 6-3 • 175 • CINCINNATI, OH / PRINCETON

PPG	RPG	MPG	BLK	STL	APG	FG%	3FG%	FT%
2.0	0.0	3.0	0	0	0.0	.500	.500	.000

- Scored his first collegiate points on a pair of threes vs. Maine
- Lights-out shooter
- Stretches the floor with his ability to hit the shot on the perimeter

Season	Highs	Career
6 (2x) - 12/22/22	Pts.....	
	Rebs.....	
	Asts.....	
	Stls.....	
	Blks.....	




#23 ZED KEY

JR • F • 6-8 • 255 • BAY SHORE, N.Y. / LONG ISLAND LUTHERAN

PPG	RPG	MPG	BLK	STL	APG	FG%	3FG%	FT%
10.8	7.5	24.9	24	14	0.8	.545	.292	.659

- Done for the season with a shoulder injury
- Had career-best averages of 10.8 points and 7.5 rebounds per game this season
- Was shooting over 63 percent prior to his injury on Jan. 5
- Named a team captain

Season	Highs	Career
22 - 12/8/22	Pts.....	22 - 12/8/22
14 (2x) - 12/8/22	Rebs.....	14 (3x) - 12/8/22
2 (3x) - 12/21/22	Asts.....	2 (7x) - 12/21/22
2 (4x) - 2/5/23	Stls.....	2 (5x) - 2/5/23
3 (3x) - 1/18/23	Blks.....	3 (6x) - 1/18/23



#24 KALEN ETZLER

FR • F • 6-8 • 200 • VAN WERT, OHIO / CRESTVIEW

PPG	RPG	MPG	BLK	STL	APG	FG%	3FG%	FT%
0.9	1.4	3.8	0	0	0.1	.429	.200	.000

- Scored his first collegiate pts on a rebound and put-back vs. Cincinnati in Maui
- Redshirted last season and really worked on his jump shot
- Added 15 pounds of muscle from last year

Season	Highs	Career
3 - 12/3/22	Pts.....	
3 (2x) - 12/3/22	Rebs.....	
1 - 12/3/22	Asts.....	
	Stls.....	
	Blks.....	




#34 FELIX OKPARA

FR • C • 6-11 • 215 • LAGOS, NIGERIA / HAMILTON HEIGHTS CHRIST. ACAD. / LINK ACAD.

PPG	RPG	MPG	BLK	STL	APG	FG%	3FG%	FT%
3.8	3.4	13.9	35	12	0.2	.598	.500	.636

- 9th in the Big Ten in blocks
- 10 games with multiple blocks
- Two double-doubles on the season
- Shooting nearly 60 percent from the floor
- Elite shot-blocker

Season	Highs	Career
12 - 3/1/23	Pts.....	
12 (2x) - 3/1/23	Rebs.....	
2 (2x) - 1/5/23	Asts.....	
4 - 12/17/22	Stls.....	
4 - 2/19/23	Blks.....	



#42 COLBY BAUMANN

FR • G • 6-3 • 185 • HOUSTON, TEXAS / IMG ACADEMY

PPG	RPG	MPG	BLK	STL	APG	FG%	3FG%	FT%
0.0	1.0	2.0	0	0	0.3	.000	.000	.000

- One of two walk-ons on the roster
- Brings a defensive presence on the perimeter
- Big Kobe Bryant fan and tries to model his game after him

Season	Highs	Career
1 (3x) - 12/29/22	Pts.....	
1 - 12/29/22	Rebs.....	
	Asts.....	
	Stls.....	
	Blks.....	



#44 OWEN SPENCER

JR • F • 6-9 • 215 • CINCINNATI, OHIO / TURPIN / CITADEL

PPG	RPG	MPG	BLK	STL	APG	FG%	3FG%	FT%
0.5	1.5	3.0	0	0	0.3	.167	.000	.500

- Was awarded a scholarship after the Iowa game in January
- Appeared in 23 games at The Citadel
- Biology major who would like to be a heart surgeon

Season	Highs	Career
2 - 11/10/22	Pts.....	7 - 12/5/20
4 - 12/3/22	Rebs.....	5 (2x) - 1/29/22
1 - 12/21/22	Asts.....	1 (7x) - 12/21/22
	Stls.....	1 - 11/22/21
	Blks.....	2 (2x) - 11/22/21



CHRIS HOLTMANN

TAYLOR, 1994

Record at Ohio State
120-74 (6th season)

- Three-time Naismith National Coach of the Year Finalist (2015, 2018, 2021)
- Big Ten Coach of the Year (2018)
- Big South Coach of the Year (2013)
- Big East Coach of the Year (2017)

Overall Coaching Record
234-159 (12th season)

- Has won 20+ games each of the last nine seasons
- 7 NCAA Tournament appearances
- Self proclaimed "college coaching's worst golfer"



Jake Diebler
Associate Head Coach




Jack Owens
Assistant Coach



Mike Netti
Assistant Coach



David Egelhoff
Dir. of Operations



Brad Watson
Athletic Trainer

2022-23 ROSTER BREAKDOWN

BY CLASS

Graduates (2)

Isaac Likekele
Sean McNeil

Seniors (2)

Tanner Holden
Justice Sueing

Juniors (3)

Eugene Brown III
Zed Key
Owen Spencer

Freshman (7)

Colby Baumann
Kalen Etzler
Roddy Gayle Jr.
Bowen Hardman
Felix Okpara
Brice Sensabaugh
Buce Thornton

BY STATE

Ohio (4)

Kalen Etzler
Bowen Hardman
Tanner Holden
Owen Spencer

Florida (1)

Brice Sensabaugh

Georgia (2)

Eugene Brown III
Bruce Thornton

Hawaii (1)

Justice Sueing

International (1)

Felix Okpara (Lagos, Nigeria)

Kentucky (1)

Sean McNeil

New York (2)

Roddy Gayle Jr.
Zed Key

Texas (2)

Colby Baumann
Isaac Likekele

NUMERICAL ROSTER

No.	Name.....	Pos.	Ht.	Wt.	Cl.	Hometown	H.S./Last School
0	Tanner Holden	G	6-6	200	Sr.	Wheelersburg, Ohio	Wheelersburg/Wright State
1	Roddy Gayle Jr.	G	6-4	205	Fr.	Niagara Falls, N.Y.	Wasatch Academy
2	Bruce Thornton	G	6-2	215	Fr.	Alpharetta, Ga.	Milton
3	Eugene Brown III**	G	6-7	195	Jr.	Conyers, Ga.	Southwest DeKalb
4	Sean McNeil	G	6-4	205	Grad.	Union, Ky.	Cooper HS/Sinclair CC/West Virginia
10	Brice Sensabaugh	F	6-6	235	Fr.	Orlando, Fla.	Lake Highland Prep
13	Isaac Likekele	G	6-5	215	Grad.	Arlington, Texas	Timberview/Oklahoma State
14	Justice Sueing***	F	6-6	210	R-Sr.	Honolulu, Hawaii	Mater Dei/California
15	Bowen Hardman	G	6-3	175	Fr.	Cincinnati, Ohio	Princeton
23	Zed Key**	F	6-8	255	Jr.	Bay Shore, N.Y.	Long Island Lutheran
24	Kalen Etzler*	F	6-8	190	R-Fr.	Van Wert, Ohio	Crestview
34	Felix Okpara	C	6-11	220	Fr.	Lagos, Nigeria	Hamilton Heights Christian Acad./Link Acad.
42	Colby Baumann	G	6-3	185	Fr.	Houston, Texas	IMG Academy
44	Owen Spencer	F	6-9	215	Jr.	Cincinnati, Ohio	Turpin/Citadel

* denotes letters earned at Ohio State

SOCIAL MEDIA ROSTER

No.	Name	Twitter	Instagram	TikTok
0	Tanner Holden	tannerholden_23	tannerholden23	
1	Roddy Gayle Jr.	roddy_gayle	roddy_g_23	
2	Bruce Thornton	Bruce2T_	brucethornton_	bruxe1
3	Eugene Brown III	eugenebrown3_	eugenebrown3_	eugenebrown3_
4	Sean McNeil	SeanMcNeil22	seanmcneil22	hb22_
10	Brice Sensabaugh	bricepsensa	babysensa	notbabysensa
13	Isaac Likekele	_Issaaac	_issaaac13	iceboogie13
14	Justice Sueing	JusticeSueing	justicesueing	justicesueing
15	Bowen Hardman	BowenHardman	hardmanbowen	bowenhardman
23	Zed Key	iamzedkey	iamzedkey	iamzedkey
24	Kalen Etzler	kalen_etzler24	kalenetzler24	kalenetzler
34	Felix Okpara	Felixokpara24	okpara_felix	
42	Colby Baumann	colby_baumann	colby_baumann	colbybaumann
44	Owen Spencer	owenspencer23	obrochill	bigspence22

COACHES AND STAFF

Chris Holtmann, Head Coach
Jake Diebler, Associate Head Coach
Jack Owens, Assistant Coach
Mike Netti, Assistant Coach
David Egelhoff, Director of Basketball Operations
Nick Kellogg, Assistant to the Head Coach
Brad Watson, Athletic Trainer
Quadrian Banks, Strength and Conditioning Coach
Terence Dials, Director of Professional Development
Kyle Davis, Director of Recruiting/Branding
Robbie Rucki, Video Coordinator
John McCausland, Program Assistant

PRONUNCIATION GUIDE

Players

Kalen Etzler KAY-lin
Isaac Likekele like-lee
Felix Okpara AHK-par-uh
Brice Sensabaugh SENSE-uh-baugh
Justice Sueing SUE-ing

Coaches

Quadrian Banks KWAY-dree-un
Jake Diebler DEEB-ler

MAJORS

Colby Baumann Exploration
Eugene Brown III Sport Industry
Kalen Etzler Finance
Roddy Gayle Jr. Accounting
Bowen Hardman Finance
Tanner Holder Strategic Communication
Zed Key Consumer & Family Financial Services
Isaac Likekele Early Childhood Education
Sean McNeil Public Management (Grad. Certificate)
Felix Okpara Economics
Brice Sensabaugh Finance
Owen Spencer Biology
Justice Sueing Public Management (Grad. Certificate)
Bruce Thornton Sport Industry

PLAYERS BY HEIGHT

Felix Okpara 6-11
Owen Spencer 6-9
Kalen Etzler, Zed Key 6-8
Eugene Brown III 6-7
Tanner Holden, Brice Sensabaugh, Justice Sueing 6-6
Isaac Likekele 6-5
Roddy Gayle Jr., Sean McNeil 6-4
Colby Baumann, Bowen Hardman 6-3
Bruce Thornton 6-2

OHIO STATE GAME-BY-GAME BIG TEN TOURNAMENT STATISTICS

Date	Opp (AP)	OSU-OPP		Score		Team Stats														PF	Stl	BS
		W/L	Seeds	Pts	Opp	FGM	FGA	FG%	3PM	3PA	3P%	FTM	FTA	FT%	Off	Def	Reb	A	TO			
3/5/1998	Indiana	L	11-6	71	78	27	64	.422	5	14	.357	12	19	.632	16	22	38	16	11	26	4	1
3/5/1999	Michigan-W			87	69	30	65	.462	5	15	.333	22	33	.667	17	27	44	19	13	26	3	7
3/6/1999	Illinois-L			77	79	27	66	.409	8	24	.333	15	23	.652	20	20	40	19	18	22	8	3
3/10/2000	Penn State	L	1-9	66	71	26	68	.382	4	26	.154	10	14	.714	21	20	41	17	14	16	10	0
3/9/2001	Iowa-L			66	75	18	46	.391	3	10	.300	27	39	.692	10	26	36	10	16	31	4	7
3/8/2002	Michigan-W			75	68	26	54	.481	6	13	.462	17	22	.773	11	23	34	19	11	19	5	2
3/9/2002	Illinois(10)-W			94	88	30	53	.566	7	16	.438	27	36	.750	9	20	29	14	12	23	3	3
3/10/2002	Iowa-W			81	64	27	56	.482	9	22	.409	18	25	.720	7	21	28	17	8	19	3	3
3/13/2003	Iowa	W	8-9	66	64	23	54	.426	4	14	.286	16	23	.696	13	20	33	14	10	17	3	6
3/14/2003	Wisconsin(18)	W	8-1	58	50	21	46	.457	5	9	.556	11	14	.786	8	25	33	10	11	17	6	3
3/15/2003	Michigan St.	W	8-5	55	54	16	41	.390	5	10	.500	18	26	.692	7	25	32	11	15	19	6	4
3/16/2003	Illinois(13)	L	8-2	59	72	20	55	.364	8	18	.444	11	14	.786	11	25	36	13	11	17	5	3
3/11/2004	Indiana	L	9-8	69	83	23	42	.548	5	14	.357	18	24	.750	6	19	25	12	14	21	5	2
3/10/2005	Penn State	W	8-11	72	69	24	59	.407	11	31	.355	13	21	.619	10	19	29	17	12	23	4	0
3/11/2005	Wisconsin(23)	L	8-3	49	60	21	61	.344	2	20	.100	5	6	.833	10	26	36	11	11	16	6	2
3/10/2006	Penn State	W	1-8	63	56	22	55	.400	10	30	.333	9	15	.600	14	27	41	18	12	13	8	2
3/11/2006	Indiana	W	1-5	52	51	19	58	.328	5	27	.185	9	12	.750	12	31	43	13	11	15	4	3
3/12/2006	Iowa(20)	L	1-2	60	67	22	53	.415	6	28	.214	10	17	.588	5	23	28	9	8	17	2	2
3/9/2007	Michigan	W	1-8	72	62	26	52	.500	4	13	.308	16	22	.727	6	19	25	12	5	18	2	1
3/10/2007	Purdue	W	1-5	63	52	23	64	.359	4	13	.308	13	21	.619	21	28	49	14	8	13	1	3
3/11/2007	Wisconsin(3)	W	1-2	66	49	25	56	.446	6	16	.375	10	15	.667	10	21	31	13	10	7	4	3
3/14/2008	Michigan St.(19)	L	5-4	60	67	23	55	.418	5	18	.278	9	14	.643	11	25	36	13	11	19	8	6
3/13/2009	Wisconsin	W	5-4	61	57	19	38	.500	5	11	.455	18	27	.667	4	25	29	11	11	18	6	2
3/14/2009	Michigan St.(7)	W	5-1	82	70	25	47	.532	9	16	.563	23	29	.793	7	26	33	16	15	17	9	1
3/15/2009	Purdue(24)	L	5-3	61	65	22	51	.431	7	17	.412	10	14	.714	5	28	33	10	12	17	8	7
3/12/2010	Michigan	W	1-8	69	68	27	52	.519	7	12	.583	8	10	.800	7	16	23	15	11	15	5	1
3/13/2010	Illinois	W	1-5	88	81-2OT	32	67	.478	9	25	.360	15	24	.625	11	30	41	13	18	13	13	4
3/14/2010	Minnesota	W	1-6	90	61	34	59	.576	12	22	.545	10	15	.667	12	25	37	16	10	18	8	5
3/11/2011	Northwestern	W	1-8	67	61-OT	19	59	.322	3	15	.200	26	32	.813	21	27	48	3	7	16	2	6
3/12/2011	Michigan	W	1-4	68	61	25	54	.463	5	14	.357	13	23	.565	12	27	39	11	9	13	4	2
3/13/2011	Penn State	W	1-6	71	60	26	51	.510	7	16	.438	12	20	.600	9	24	33	14	7	9	3	2
3/9/2012	Purdue	W	3-6	88	71	37	61	.607	4	16	.250	10	14	.714	7	32	39	16	7	15	4	1
3/10/2012	Michigan(10)	W	3-2	77	55	31	63	.492	5	14	.357	10	14	.714	13	24	37	14	11	17	6	2
3/11/2012	Michigan St.(8)	L	3-1	64	68	25	63	.397	4	17	.235	10	15	.667	18	25	43	6	10	17	3	5
3/15/2013	Nebraska	W	2-10	71	50	26	44	.591	9	17	.529	10	14	.714	3	22	25	20	12	11	5	3
3/16/2013	Michigan St.(8)	W	2-3	61	58	24	57	.421	7	24	.292	6	12	.500	11	21	32	17	5	11	3	5
3/17/2013	Wisconsin(22)	W	2-4	50	43	20	52	.385	1	16	.063	9	12	.750	12	27	39	8	9	12	4	3
3/13/2014	Purdue	W	5-12	63	61	23	64	.359	1	14	.071	16	25	.640	20	23	43	9	12	16	6	7
3/14/2014	Nebraska	W	5-4	71	67	25	55	.455	4	18	.222	17	28	.607	14	29	43	12	15	21	7	2
3/15/2014	Michigan(8)	L	5-1	69	72	27	56	.482	7	19	.368	8	12	.667	9	22	31	17	11	18	7	3
3/12/2015	Minnesota	W	6-11	79	73	26	52	.500	5	19	.263	22	28	.786	11	24	35	17	15	16	6	3
3/13/2015	Michigan St.	L	6-3	67	76	23	58	.397	7	19	.368	14	20	.700	12	26	38	16	12	18	6	8
3/10/2016	Penn State	W	7-10	79	75	24	55	.436	5	14	0.357	26	39	0.667	15	26	41	9	12	18	5	3
3/11/2016	Michigan State(2)	L	7-2	54	81	23	54	.426	1	11	0.091	7	11	0.636	9	20	29	8	14	16	10	4
3/8/2017	Rutgers	L	11-14	57	66	18	45	.400	6	20	.300	15	28	.536	7	24	31	13	14	16	4	3
3/2/2018	Penn State	L	2-7	68	69	26	59	.441	8	23	.348	8	11	.727	11	22	33	16	8	18	4	7
3/14/2019	Indiana	W	8-9	79	75	28	62	.452	8	22	.364	15	18	.833	11	27	38	22	16	16	9	6
3/15/2019	Michigan State(6)	L	8-1	70	77	24	52	.462	12	26	.462	10	10	1.000	5	19	24	24	19	15	8	3
3/2020	CANCELLED																					
3/11/21	Minnesota	W	5-13	79	75	28	56	.500	4	12	.333	19	28	.679	6	31	37	19	15	17	6	4
3/12/21	Purdue(20)	Wot	5-4	87	78	30	66	.455	11	31	.355	16	18	.889	13	28	41	19	10	22	6	2
3/13/21	Michigan(4)	W	5-1	68	67	24	57	.421	12	22	.545	8	14	.571	10	27	37	9	13	19	0	7
3/14/21	Illinois(3)	Lot	5-2	88	91	29	65	.446	8	25	.320	22	30	.733	10	27	37	11	8	26	7	4
3/10/22	Penn State	L	6-11	68	71	23	52	.442	7	18	.389	15	17	.882	6	22	28	11	8	17	4	4

Games in *Italic* vacated by NCAA

Games shaded in Gray played at United Center in Chicago.

Unshaded games played at Conseco/Bankers Life Fieldhouse, Indianapolis.

Underlined game played at Verizon Center, Washington

Game in played at Madison Square Garden, New York

OPPONENT GAME-BY-GAME BIG TEN TOURNAMENT STATISTICS

OSU-OPP			Score		Team Stats																	OPP	
Date	Opp (AP)	W/L	Seeds	Pts	Opp	FGM	FGA	FG%	3PM	3PA	3P%	FTM	FTA	FT%	Off	Def	Reb	A	TO	PF	Stl	BS	
3/5/1998	Indiana	L	11-6	71	78	24	51	.471	7	16	.438	23	33	.697	10	27	37	19	10	18	6	4	
3/5/1999	Michigan- W			87	69	17	50	.340	5	17	.294	30	35	.857	10	24	34	11	20	22	11	5	
3/6/1999	Illinois- L			77	79	26	51	.510	5	16	.313	22	30	.733	10	25	35	18	20	22	10	1	
3/10/2000	Penn State	L	1-9	66	71	28	54	.519	7	16	.438	8	16	.500	10	25	35	19	15	16	4	6	
3/9/2001	Iowa- L			66	75	19	50	.380	6	12	.500	31	45	.689	15	25	40	16	12	26	6	7	
3/8/2002	Michigan-W			75	68	23	57	.404	5	17	.294	17	20	.850	12	20	32	12	10	18	3	4	
3/9/2002	Illinois(10)-W			94	88	29	53	.547	10	19	.526	20	24	.833	6	19	25	18	13	24	3	2	
3/10/2002	Iowa- W			81	64	22	51	.431	8	25	.320	12	15	.800	9	23	32	14	19	19	13	1	
3/13/2003	Iowa	W	8-9	66	64	25	52	.481	7	22	.318	7	14	.500	11	21	32	17	15	21	9	3	
3/14/2003	Wisconsin(18)	W	8-1	58	50	18	53	.340	8	28	.286	6	12	.500	13	19	32	13	11	16	6	3	
3/15/2003	Michigan St.	W	8-5	55	54	15	50	.300	7	21	.333	17	22	.773	11	24	35	10	13	23	7	3	
3/16/2003	Illinois(13)	L	8-2	59	72	26	59	.441	8	19	.421	12	17	.706	12	27	39	16	9	17	4	3	
3/11/2004	Indiana	L	9-8	69	83	28	54	.519	10	29	.345	17	18	.944	7	17	24	21	7	23	1	1	
3/10/2005	Penn State	W	6-11	72	69	23	48	.479	5	11	.455	18	24	.750	9	28	37	15	19	17	8	2	
3/11/2005	Wisconsin(23)	L	6-3	49	60	22	56	.393	2	12	.167	14	19	.737	11	30	41	8	9	10	6	1	
3/10/2006	Penn State	W	1-8	63	56	25	64	.391	3	17	.176	3	6	.500	13	23	36	17	6	13	2	3	
3/11/2006	Indiana	W	1-5	52	51	21	63	.333	5	22	.227	4	8	.500	13	29	42	11	10	15	3	4	
3/12/2006	Iowa(20)	L	1-2	60	67	26	55	.473	7	17	.412	8	13	.615	10	31	41	18	11	16	6	3	
3/9/2007	Michigan	W	1-8	72	62	18	55	.327	7	19	.368	19	24	.792	22	25	47	15	16	20	7	7	
3/10/2007	Purdue	W	1-5	63	52	20	55	.364	5	18	.278	7	9	.778	9	24	33	15	10	15	7	8	
3/11/2007	Wisconsin(3)	W	1-2	66	49	21	57	.368	4	23	.174	3	6	.500	15	24	39	15	17	17	11	6	
3/14/2008	Michigan St.(19)	L	5-4	60	67	22	60	.367	7	17	.412	16	22	.727	18	23	41	13	9	17	3	8	
3/13/2009	Wisconsin	W	5-4	61	57	18	50	.360	7	22	.318	14	18	.778	9	20	29	11	7	18	3	4	
3/14/2009	Michigan St.(7)	W	5-1	82	70	27	71	.380	3	21	.143	13	18	.722	20	19	39	7	10	23	4	6	
3/15/2009	Purdue(24)	L	5-3	61	65	22	64	.344	8	25	.320	13	20	.65	18	26	44	15	7	13	6	5	
3/12/2010	Michigan	W	1-8	69	68	24	49	.490	8	21	.381	12	14	.857	9	19	28	13	12	14	6	2	
3/13/2010	Illinois	W	1-5	88	81-TOT	31	75	.413	10	30	.333	9	10	.900	14	31	45	18	17	21	11	1	
3/14/2010	Minnesota	W	1-6	90	61	22	52	.423	7	16	.438	10	16	.625	8	15	23	13	14	17	8	3	
3/11/2011	Northwestern	W	1-8	67	61-OT	19	51	.373	7	21	.333	16	18	.889	6	21	27	7	5	23	4	7	
3/12/2011	Michigan	W	1-4	68	61	22	59	.373	9	29	.310	8	10	.800	11	22	33	10	9	20	5	6	
3/13/2011	Penn State	W	1-6	71	60	22	56	.393	7	18	.389	9	9	1.00	10	22	32	8	10	17	2	8	
3/9/2012	Purdue	W	3-6	88	71	25	63	.397	12	26	.462	9	15	.600	9	19	28	14	5	12	1	6	
3/10/2012	Michigan(10)	W	3-2	77	55	17	55	.309	4	25	.160	17	22	.773	16	21	37	7	18	14	11	7	
3/11/2012	Michigan St.(8)	L	3-1	64	68	26	54	.481	9	21	.429	7	14	.500	7	23	30	16	6	14	3	4	
3/15/2013	Nebraska	W	2-10	71	50	21	51	.412	3	19	.158	5	8	.625	10	18	28	9	15	13	10	4	
3/16/2013	Michigan St.(8)	W	2-3	61	58	20	50	.400	6	14	.429	12	15	.800	12	25	37	10	12	14	9	4	
3/17/2013	Wisconsin(22)	W	2-4	50	43	18	47	.383	3	18	.167	4	8	.500	5	23	28	11	8	12	6	1	
3/13/2014	Purdue	W	5-12	63	61	24	58	.414	2	10	.200	11	16	.688	15	24	39	13	17	21	9	10	
3/14/2014	Nebraska	W	5-4	71	67	22	60	.367	6	20	.300	17	20	.850	11	23	34	9	11	26	6	7	
3/15/2014	Michigan(8)	L	5-1	69	72	25	47	.532	12	23	.522	10	19	.526	5	21	26	15	12	11	10	2	
3/12/2015	Minnesota	W	6-11	79	73	28	60	.467	7	20	.350	10	14	.714	11	17	28	13	14	22	6	6	
3/13/2015	Michigan St.	L	6-3	67	76	29	61	.475	7	21	.333	11	18	.611	11	28	39	23	8	20	6	5	
3/10/2016	Penn State	W	7-10	79	75	26	59	.441	9	22	.409	14	21	.667	10	23	33	10	11	27	7	7	
3/11/2016	Michigan St. (2)	L	7-2	54	81	31	64	.484	8	23	.348	11	14	.786	14	26	40	17	8	15	4	6	
3/8/2017	*Rutgers	L	11-14	57	66	23	62	.371	7	23	.304	13	19	.684	19	28	47	8	13	17	4	4	
3/2/2018	Penn State	L	2-7	68	69	22	58	.379	9	19	.474	16	20	.800	14	25	39	14	9	15	4	7	
3/14/2019	Indiana	W	8-9	79	75	27	62	.435	11	27	.407	10	15	.667	9	24	33	18	17	18	12	4	
3/15/19	Michigan St. (6)	L	8-1	70	77	26	50	.520	7	17	.412	18	21	.857	6	21	27	20	11	16	6	1	
3/2020	CANCELLED																						
3/11/21	Minnesota	W	5-13	79	75	28	77	.364	8	32	.250	11	17	.647	16	26	42	15	11	23	7	7	
3/12/21	Purdue(20)	Wot	5-4	87	78	27	62	.435	9	26	.346	15	27	.556	13	22	35	16	9	15	4	7	
3/13/21	Michigan(4)	W	5-1	68	67	20	57	.351	6	19	.316	21	23	.913	10	26	36	14	2	16	3	5	
3/14/21	Illinois(3)	Lot	5-2	88	91	29	64	.453	9	21	.429	24	32	.750	13	29	42	15	10	23	5	2	
3/10/22	Penn State	L	6-11	68	71	25	54	.463	6	19	.316	15	20	.750	6	23	29	10	6	15	6	0	

Games in *Italic* vacated by NCAA

Games shaded in Gray played at United Center in Chicago.

Unshaded games played at Conseco/Bankers Life Fieldhouse, Indianapolis.

Underlined game played at Verizon Center, Washington

Game in **reverse** played at Madison Square Garden, New York

OHIO STATE BIG TEN TOURNAMENT RECORDS

OHIO STATE INDIVIDUAL BIG TEN TOURNAMENT RECORDS

Points	32, Michael Redd vs. Illinois (3/6/99)
.....	32, Duane Washington Jr. vs. Illinois (3/14/21)
Rebounds	*19, Greg Oden vs. Purdue (3/10/07)
.....	18, Jared Sullinger vs. Northwestern (3/11/11)
Off	*9, Greg Oden vs. Purdue (3/10/07)
Def	11, LaQuinton Ross vs. Nebraska (3/14/14)
FG	12 (18), Evan Turner vs. Minnesota (3/14/10)
.....	12 (17), Jared Sullinger vs. Purdue (3/9/12)
.....	12 (21), Duane Washington Jr. vs. Illinois (3/14/21)
FGA	23 (9), Brent Darby vs. Illinois (3/16/03)
FG% (min 10)706 (12-17), Jared Sullinger vs. Purdue (3/9/12)
3FG	5, Five times
3FGA	14 (2), Scoonie Penn vs. Penn St. (3/10/00)
3FG% (min 4)800 (4-5), Andre Wesson vs. Michigan State (3/15/19)
.....	.800 (4-5), Kyle Young vs. Purdue (3/12/21)
FT	*16 (18), Jared Sullinger vs. Northwestern (3/11/11)
FTA	*18 (16), Jared Sullinger vs. Northwestern (3/11/11)
FT% (min 10)923 (12-13), Brian Brown vs. Illinois (3/9/02)
Assists	9, Shannon Scott vs. Michigan State (3/13/15);
.....	Aaron Craft vs. Michigan State (3/16/13)
Blocks	5, Othello Hunter vs. Michigan State (3/14/08)
Steals	5, Brent Darby vs. Iowa (3/13/03)
Minutes	*50, David Lighty and William Buford vs. Illinois (3/12/10)

*Indicates Big Ten Tournament single game record.

OSU BIG TEN TOURNAMENT TEAM HIGHS

Points	94, vs. Illinois (3/9/02)
FG	*37 (61), vs. Purdue (3/9/12)
FGA	68 (26) vs. Penn State (3/10/00)
FG%607 (37-61) vs. Purdue (3/9/12)
3FG	12 (26) vs. MSU (3/15/19); (22) vs. Minnesota (3/14/10)
.....	12 (22) vs. Michigan (3/13/21)
3FGA	31 (11) vs. Penn State (3/10/05); 31 (11) vs. Purdue (3/12/21)
3FG%583 (7-12) vs. Michigan (3/12/10)
FT	27 (36) vs. Illinois (3/9/02)
.....	27 (39) vs. Iowa (3/9/01)
FTA	39 (27) vs. Iowa (3/9/01); (26) vs. PSU (3/10/16)
FT% (10 made)	1.000 (10-10) vs. MSU (3/15/19)
Rebounds	49 vs. Purdue (3/10/07)
Off	21 vs. Northwestern (3/11/11); vs. Purdue (3/10/07);
.....	vs. Penn State (3/10/00)
Def	32 vs. Purdue (3/9/12)
Fouls	31 vs. Iowa (3/9/01)
Assists	22 vs. Indiana (3/14/19)
Turnovers	18 vs. Illinois (3/6/99); vs. Illinois (3/13/10)
Blocks	10 vs. Purdue (3/13/14);
Steals	13 vs. Iowa (3/10/02)

*Indicates Big Ten Tournament single game record.

OSU BIG TEN TOURNAMENT TEAM LOWS

Points	49 vs. Wisconsin (3/11/05)
FG	16 (41) vs. Michigan State (3/15/03)
FGA	38 (19) vs. Wisconsin (3/13/09)
FG%322 (19-59) vs. Northwestern (3/11/11)
3FG	1 (16) vs. Wisconsin (3/17/13); (14) vs. Purdue (3/13/14);
.....	(11) vs. Michigan State (3/11/16)
3FGA	9 (5) vs. Wisconsin (3/14/03)
3FG%063 (1-16) vs. Wisconsin (3/17/13)
FT	5 (6) vs. Wisconsin (3/11/05)
FTA	6 (5) vs. Wisconsin (3/11/05)
FT%500 (6-12) vs. Michigan State (3/16/13)
Rebounds	23 vs. Michigan (3/12/10)
Off	3 vs. Nebraska (3/15/13)
Def	16 vs. Michigan (3/12/10)
Fouls	7 vs. Wisconsin (3/11/07)
Assists	3 vs. Northwestern (3/11/11)
Turnovers	5 vs. Michigan State (3/16/13); Michigan (3/9/07)
Blocks	1 several, last vs. vs. Michigan State (3/15/19)
Steals	0 vs. Michigan (3/13/21)

OPPONENT INDIVIDUAL 1-GAME BIG TEN TOURNAMENT RECORDS

Points	28, Drew Neitzel, Michigan State (3/14/08)
Rebounds	18, Mike Davis, Illinois (3/13/10)
Off	8, Trevion Williams, Purdue (3/12/21)
Def	12, Mike Davis, Illinois (3/13/10)
FG	12 (23), Trevion Williams, Purdue (3/12/21)
FGA	23 (12), Trevion Williams, Purdue (3/12/21)
FG% (min 10)714 (10-14), Jarrett Stephens, Penn State (3/10/00)
3FG	8 (10), Devonte Green, Indiana (3/14/19)
3FGA	12 (6), Drew Neitzel, Michigan St. (3/14/08)
.....	12 (4), Marcus Carr, Minnesota (3/11/21)
3FG% (min 5 att.)800 (8-10), Devonte Green, Indiana (3/14/19);
.....	(4-5), Sean Harrington, Illinois (3/16/03)
FT	9 (10), Louis Bullock, Michigan (3/5/99)
.....	9 (10), A.J. Guyton, Indiana (3/5/98)
.....	9 (10), Glen Worley, Iowa (3/9/01)
.....	9 (10), LaVell Blanchard, Michigan (3/8/02)
FTA	13 (6), Kofi Cockburn, Illinois (3/14/21)
FT% (Min 8)900 (9-10), Louis Bullock, Michigan (3/5/99)
.....	.900 (9-10), A.J. Guyton, Indiana (3/5/98)
.....	.900 (9-10), Glen Worley, Iowa (3/9/01)
.....	.900 (9-10), LaVell Blanchard, Michigan (3/8/02)
Assists	11, Ryan Tapak, Indiana (3/11/04)
Blocks	5, A.J. Hammons, Purdue (3/13/14)
Steals	4, Demetri McCamey, Illinois (3/13/10); Chris Kramer, Purdue (3/15/09)
Minutes	46, Mike Davis, Demetri McCamey, Illinois (3/13/10)

OPPONENT BIG TEN TOURNAMENT TEAM HIGHS

Points	91, Illinois (3/14/21)
FG	31 (75) Illinois (3/13/10); (64) Michigan State (3/11/16)
FGA	77 (28) Minnesota (3/11/21)
FG%547 (29-53), Illinois (3/9/02)
3FG	12 (26), vs. Purdue (3/9/12); (23), Michigan (3/15/14)
3FGA	32 (8), Minnesota (3/11/21)
3FG%526 (10-19), Illinois (3/9/02)
FT	31 (45), Iowa (3/9/01)
FTA	45 (31), Iowa (3/9/01)
FT% (Min 10)944 (17-18), Indiana (3/11/04)
Rebounds	47, Michigan (3/9/07); Rutgers (3/8/17)
Off	22, Purdue (3/10/07)
Def	31, Illinois (3/13/10); Iowa (3/12/06)
Fouls	27, Penn State (3/9/01)
Assists	23, Michigan State (3/13/15)
Turnovers	20, Illinois (3/6/99); Michigan (3/5/99)
Blocks	8, Michigan State (3/13/15)
Steals	13, Illinois (3/13/10)

OPPONENT BIG TEN TOURNAMENT TEAM LOWS

Points	43, Wisconsin (3/17/13)
FG	15 (50), Michigan State (3/15/03)
FGA	47 (18), Wisconsin (3/17/13); (25), Michigan (3/14/14)
FG%300 (15-50), Michigan State (3/15/03)
3FG	2 (10), Purdue (3/13/14); (12), Wisconsin (3/11/05)
3FGA	10 (2), Purdue (3/13/14)
3FG%143 (3/21), Michigan State (3/14/09)
FT	3 (6), Wisconsin (3/11/07); Penn State (3/10/06)
FTA	6 (3), Wisconsin (3/11/07); Penn State (3/10/06)
FT%500 (4-8), Wisconsin (3/17/13); several others
Rebounds	23, Minnesota (3/14/10)
Off	5, Wisconsin (3/17/13); Michigan (3/15/14)
Def	15, Minnesota (3/14/10)
Fouls	10, Wisconsin (3/11/05)
Assists	7, Michigan State (3/14/09); Northwestern (3/11/11);
.....	Michigan State (3/11/12)
Turnovers	5, Northwestern (3/11/11); vs. Purdue (3/9/12)
Blocks	0, Penn State (3/10/00); Penn State (3/10/05); Penn State (3/10/22)
Steals	1, Purdue (3/10/07)

OHIO STATE BY SEED

1 Seed	11-2	7 Seed	1-1
2 Seed	3-1	8 Seed	4-2
3 Seed	2-1	9 Seed	0-1
5 Seed	7-4	11 Seed	0-2
6 Seed	2-3	Total	30-17

OHIO STATE BY LOCATION

Chicago	12-6	Indianapolis	18-9
Washington	0-1	New York	0-1

OHIO STATE BY OPPONENT

Illinois	1-2	Michigan	5-1	Purdue	4-1
Indiana	2-2	Minnesota	3-0	Rutgers	0-1
Iowa	1-1	Nebraska	2-0	Wisconsin	4-1
Maryland	0-0	Northwestern	1-0	Total	30-17
Michigan St.	3-5	Penn State	4-3		

UNIVERSITY AT A GLANCE

Name of School	The Ohio State University
City (Pop.)	Columbus, Ohio (1.7 m)
Founded	1870
Enrollment	57,466
Nickname	Buckeyes
School Colors	Scarlet (PMS 200) & Gray (PMS 429)
Mascot	Brutus Buckeye
Primary Arena Name	Value City Arena (19,049)
Affiliation	NCAA Division I
Conference	Big Ten Conference
President	Dr. Kristina M. Johnson
AD & Associate Vice President	Eugene Smith
Alma Mater, Year	Notre Dame, 1977
Associate AD/SWA	Janine Oman
Ticket Office Phone	614-292-2624 or 1-800-GO-BUCKS

BASKETBALL HISTORY

First Year of Basketball	1898
All-Time Record (Years)*	1,763-1,143 (124th season)
NCAA Appearances	31
NCAA Record	52-30 (31)
National Championships	1 (1960)
National Runners-up	4
NCAA Final Fours	10
NCAA Elite Eights	14
NCAA SWEET 16s	14
NIT Appearances	9
NIT Record	19-8
NIT Championships	2
NIT Runner-up	1
Big Ten Conference Season	111th
All-Time Big Ten Regular Season Record*	836-740
Big Ten Championships	20
Outright Big Ten Titles	13
Big Ten Tournament Title Game Appearances	9
Big Ten Tournament Titles	4
Big Ten Tournament Record	30-17

*The NCAA vacated 113 games (82-31) between 1998-99 and 2001-02

BASKETBALL STAFF

Head Coach	Chris Holtmann
Alma Mater, Year	Taylor (Ind.), 1994
Associate Head Coach	Jake Diebler (Valparaiso, 2009)
Assistant Coaches	Jack Owens (E. Illinois, 1999) Mike Netti (Syracuse, 2002)
Director of Basketball Operations	David Egelhoff
Director of Professional Development	Terence Dials
Special Assistant to the Head Coach	Nick Kellogg
Director of Recruiting & Branding	Kyle Davis
Video Coordinator	Robbie Rucki
Program Assistant	John McCausland
Strength/Conditioning	Quadrian Banks
Athletic Trainer	Brad Watson
Team Physician	Dr. Grant Jones
Equipment Manager	Eric Buchanan
Athletic Academic Counselor	Alexa Webb
Athletic Administrator	Dan Cloran

RADIO INFORMATION

Radio Station	97.1 FM The Fan
Radio Contact Person	Skip Motic
Phone	614-460-3850
Play-by-Play Announcer	Paul Keels
Analyst	Ron Stokes

ATHLETICS COMMUNICATIONS

Men's Basketball Contact	Gary Petit
E-mail:	petit.38@osu.edu
Work:	614-292-3270
Cell:	740-516-4370
Twitter/Instagram:	@GPetitOSU/petitgm

BUCKEYES IN THE BIG TEN TOURNAMENT

- The Buckeyes are 30-17 all-time in Big Ten Tournament play since the event began in 1998
- Ohio State has won 27 of its last 4- Big Ten Tournament games, including 19 of the last 28.
- This is the lowest seed Ohio State has been in a Big Ten Tournament. The previous low was an 11-seed in 1998 and 2017. The Buckeyes lost their opening round game in each of those years.
- Ohio State has entered the tournament as the No. 1 seed five times (2000, 2006, 2007, 2010, 2011).
- The Buckeyes have four titles (2007, 2010, 2011, 2013) and nine title game appearances (2003, 2006, 2007, 2009, 2010, 2011, 2012, 2013, 2021).
- Ohio State, 14-7 in BTT openers
- OSU has been seeded higher in 27 BTT games all-time and is 22-5 in those games.
- As the lower seed, the Buckeyes are 8-12 all-time.
- 11 of the Buckeyes' opening games in the last 18 years have been decided by six or fewer points. Ohio State is 9-2 in those games.

SENSABAUGH THIRD TEAM ALL-BIG TEN & ALL-FRESHMEN TEAM

- Ohio State freshman forward Brice Sensabaugh was named to the All-Big Ten third team by the media and was also named to the All-Freshmen Team by the coaches.
- Sensabaugh is the 12th Buckeye to earn Big Ten All-Freshmen Team honors since the conference began selection a team in 2003.
- He is the second consecutive Buckeye freshman to earn All-Big Ten honors, joining Malaki Branham from last season.
- Prior to Branham, D'Angelo Russell was named All-Conference as a freshman in 2015.

TWO FRESHMEN WITH 20 POINTS

- In a tough environment -- Breslin Center on Senior Day -- Buckeye freshmen Brice Sensabaugh and Bruce Thornton each shined, scoring 20 points a piece.
- Sensabaugh finished with a team-high 21 points while Thornton made a season-high four three-pointers and finished with 20 points.
- The duo became the first Buckeye freshmen to each score 20 in a game since D'Angelo Russell scored 23 points and Jae'Sean Tate scored 20 at Rutgers on Feb. 8, 2015.
- That was also the game in which Russell had a triple-double, adding 11 rebounds and 11 assists to his 23 points.

SENIORS MAKE THE MOST OF SENIOR NIGHT

- Ohio State finished the regular season the right way, by winning on Senior Night and getting good performances from all three seniors.
- Justice Sueing (16), Ice Likekele (11) and Sean McNeil (10) all finished in double figures, marking just the second time that happened in a game this season.
- The three combined to shoot 10-of-17 from the floor and 4-of-5 from long range. They also combined for 13 of the team's record 20-for-20 from the free throw line.
- The win marked the first time in three seasons that Ohio State won on Senior Night.

EARLIER THIS YEAR VS. WISCONSIN

- Ohio State nearly erased an 18-point second half deficit but Wisconsin was able to hold on down the stretch for a 65-60 victory on Feb. 2 in Columbus.
- Brice Sensabaugh led the team in scoring yet again, finishing with 13 points on 5-of-7 shooting. But he was saddled with foul trouble all night and would end up fouling out with 9:20 to play in the game. The 16:19 was his fewest minutes in a game since Nov. 30.
- Zed Key finished with 12 points and nine rebounds.
- Justice Sueing scored eight points and pulled-down a game-high and career-high tying 11 rebounds. Sueing went over 1,500 career points in the game.
- Isaac Likekele had another solid line as he scored eight points, had seven rebounds, four assists, three steals and one block.
- Wisconsin took advantage of 11 OSU first half turnovers and would lead 43-27 at the break. The Buckeyes chipped away at the lead but Wisconsin held strong, leading by 15 with just over seven minutes to play. The Buckeyes then went on a 13-0 run and held Wisconsin scoreless for nearly seven minutes. Chucky Hepburn made three free throws in the final 24 seconds to seal the win for the Badgers.



GAME 22	
FEBRUARY 2, 2023	
WISCONSIN	65
OHIO STATE	60
Value City Arena (11,918) Columbus, Ohio	

WIS (13-8, 5-6)		FG	3FG	FT	O	D	T	PF	TP	A	T	BS	S	MP			
05	Wahl	f	2	10	0	1	5	2	2	4	2	5	2	1	0	2	34
22	Crowl	f	6	10	1	2	1	2	0	9	3	14	1	2	0	1	35
03	Essegian	g	5	10	2	5	6	1	6	7	2	17	1	1	0	1	35
11	Klesmit	g	4	9	2	7	2	2	0	1	1	3	12	1	1	0	32
23	Hepburn	g	5	14	1	4	6	0	2	2	1	15	3	2	0	1	35
02	Davis	0	1	0	1	0	0	0	0	0	2	0	0	0	0	1	6
04	McGee	0	0	0	0	0	0	0	0	0	0	1	0	0	0	0	5
14	Gilmore	1	1	0	0	0	1	1	0	1	2	2	0	0	0	1	18
TEAM								2	2				1				
Totals.....		23	55	6	20	13	22	4	22	15	65	9	8	0	8	20	0

OSU (11-11, 3-8)		FG	3FG	FT	O	D	T	PF	TP	A	T	BS	S	MP					
10	Sensabaugh	f	5	7	2	4	1	1	0	3	3	5	13	0	2	0	1	16	
23	Key	f	5	13	0	2	2	4	4	5	9	4	12	1	1	0	0	29	
02	Thornton	g	2	8	1	5	0	0	1	2	3	1	5	0	2	0	0	29	
04	McNeil	g	2	5	1	1	2	2	0	2	2	2	7	3	1	0	0	32	
13	Likekele	g	4	9	0	0	0	0	2	5	7	2	8	4	5	1	3	33	
00	Holden		0	0	0	0	0	0	0	0	0	0	0	0	1	0	0	5	
01	Gayle Jr.		1	4	0	1	0	0	0	2	2	2	2	0	0	1	0	11	
03	Brown III		0	1	0	1	0	0	0	1	1	0	0	0	0	0	0	2	
14	Sueing		4	6	0	0	2	1	10	11	2	8	1	3	2	1	2	31	
34	Okpara		1	3	0	0	3	4	1	2	3	2	5	0	0	0	0	12	
TEAM																		14	
Totals			24	56		4	14	8	13	12	33	45	20	60	9	16	3	5	200

	1st	2nd	Total	FG%	3pFG%	FT%
Wisconsin	43	22	65	41.8	30.0	59.1
Ohio State	27	33	60	42.9	28.6	61.5

Officials: Courtney Green, John Higgins, Kelly Pfeifer

Points	In Paint	Off T/O	2nd Chance	Fast Break	Bench	Time In Lead	Largest Lead
Wisconsin	30	15	4	3	2	39:02	18
Ohio State	34	12	8	7	15	--	--

FREE THROWS!!!

- Ohio State has struggled from the line at times this year, but as of late, the Buckeyes are knocking them down.
- OSU has made 40 of its last 42 free throws (95.2 percent) over the last three games.
- That includes a school-record 20-for-20 effort in the win over Maryland on March 1
- Justice Sueing has made 19 consecutive free throws, which is his the second-best streak of his career. He made 32 consecutive FTs in his last season at Cal in 2018-19.
- Brice Sensabaugh has made his last 15 FTs.

FIRST POINTS / FIRST SUBSTITUTION

Opponent	1st Pts	How	Time	Opp	1st Sub	Time	1	2	3	4	5
<i>Chaminade</i>	<i>Key</i>	<i>Lay-up</i>	<i>18:28</i>	<i>19:05</i>	<i>Holden-Sensabaugh</i>	<i>15:49</i>	<i>Thornton</i>	<i>McNeil</i>	<i>Likekele</i>	<i>Sensabaugh</i>	<i>Key</i>
ROBERT MORRIS	Key	3-pointer	19:05	18:38	Holden-Thornton	15:00	Thornton	McNeil	Likekele	Sueing	Key
CHARLESTON SO.	Key	Dunk	18:49	19:31	Holden-Sueing	12:08	Thornton	McNeil	Likekele	Sueing	Key
EASTERN ILL.	Key	3-pointer	19:05	14:08	Sensabaugh-Likekele	15:11	Thornton	McNeil	Likekele	Sueing	Key
vs. San Diego St.	Key	Lay-in	17:44	15:30	Sensabaugh-Likekele	16:48	Thornton	McNeil	Likekele	Sueing	Key
vs. Cincinnati	Key	Lay-in	18:44	19:46	Holden-Sueing	14:46	Thornton	McNeil	Likekele	Sueing	Key
vs. Texas Tech	Sueing	Dunk	19:31	19:45	Okpara-Key	14:15	Thornton	McNeil	Likekele	Sueing	Key
at Duke	McNeil	3-pointer	19:14	17:54	Sensabaugh-Sueing	16:48	Thornton	McNeil	Likekele	Sueing	Key
ST. FRANCIS	Key	Duke	19:27	17:56	Sensabaugh-Sueing	15:43	Thornton	McNeil	Likekele	Sueing	Key
RUTGERS	Sueing	Jumper	19:23	18:57	Holden-Sensabaugh	13:10	Thornton	McNeil	Sueing	Sensabaugh	Key
vs. N. Carolina	Key	3-pointer	19:06	18:16	Holden-Key	14:56	Thornton	McNeil	Sueing	Sensabaugh	Key
MAINE	Thornton	3-pointer	19:38	18:42	Gayle Jr.-McNeil	13:26	Thornton	McNeil	Sueing	Sensabaugh	Key
ALABAMA A&M	Sensabaugh	3-pointer	19:34	18:27	Holden-Sensabaugh	13:18	Thornton	McNeil	Sueing	Sensabaugh	Key
at Northwestern	Sueing	Lay-in	19:09	16:46	Holden-Sensabaugh	15:25	Thornton	McNeil	Sueing	Sensabaugh	Key
PURDUE	Sensabaugh	Dunk	19:17	17:51	Okpara-Key	16:12	Thornton	McNeil	Sueing	Sensabaugh	Key
at Maryland	McNeil	3-pointer	17:53	18:49	Brown-Okpara	17:21	Thornton	McNeil	Sueing	Sensabaugh	Okpara
MINNESOTA	Sueing	Lay-up	19:05	18:19	Key-Brown	17:05	Thornton	McNeil	Sueing	Sensabaugh	Brown III
at Rutgers	Key	Jumper	14:55	16:00	Sensabaugh-Sueing	15:30	Thornton	McNeil	Likekele	Sueing	Okpara
at Nebraska	Key	Lay-in	18:27	18:06	Holden-Sueing	15:57	Thornton	McNeil	Sueing	Sensabaugh	Key
IOWA	Sensabaugh	Jumper	18:04	17:56	Sueing-Thornton	14:34	Thornton	Gayle Jr.	Likekele	Sensabaugh	Key
at Illinois	McNeil	Jumper	18:15	19:01	Sueing-Thornton	15:54	Thornton	McNeil	Likekele	Sensabaugh	Key
at Indiana	Sueing	Jumper	19:31	19:05	Likekele-Thornton	15:42	Thornton	McNeil	Sueing	Sensabaugh	Key
WISCONSIN	Sensabaugh	3-pointer	17:32	19:41	Okpara-Key	15:48	Thornton	McNeil	Likekele	Sensabaugh	Key
at Michigan	Sueing	FT	19:24	19:38	Okpara-Key	16:12	Thornton	McNeil	Likekele	Sueing	Key
NORTHWESTERN	Likekele	Lay-in	19:11	19:41	Okpara-Key	16:12	Thornton	McNeil	Likekele	Sueing	Key
MICHIGAN ST.	Sensabaugh	3-pointer	18:00	17:12	Okpara-Key	16:17	Thornton	Gayle Jr.	Sueing	Sensabaugh	Key
at Iowa	Thornton	3-pointer	18:27	18:47	McNeil-Gayle Jr.	16:12	Thornton	Gayle Jr.	Sueing	Sensabaugh	Key
at Purdue	Sueing	Jumper	19:43	18:40	Brown III-Okpara	18:50	Thornton	Gayle Jr.	Sueing	Sensabaugh	Okpara
PENN STATE	Thornton	3-pointer	18:43	19:08	McNeil-Gayle Jr.	15:47	Thornton	Gayle Jr.	Sueing	Sensabaugh	Okpara
ILLINOIS	Thornton	Jumper	18:25	19:16	Likekele-Okpara	14:29	Thornton	McNeil	Likekele	Sueing	Okpara
MARYLAND	Okpara	Dunk	18:48	19:05	Brown III-Okpara	13:37	Thornton	McNeil	Likekele	Sueing	Okpara
at Michigan State	Sensabaugh	FT	19:40	19:29	Likekele-Sensabaugh	16:22	Thornton	Gayle Jr.	Sueing	Sensabaugh	Okpara

LAST TIME OUT

Ohio State 78

Michigan State 84

Saturday, March 4 in East Lansing, Mich.

RECAPPING THE MICHIGAN STATE GAME

- After a slow start, Ohio State showed a lot of heart and was within one possession late in the second half but couldn't quite get all the way back, as the Buckeyes fell 84-78.
- Freshman Brice Sensabaugh led four Buckeyes in double figures with 21 points. Fellow freshmen Bruce Thornton also reached 20 points as he was 4-of-8 from long range and finished with 20 points.
- Senior Justice Sueing had another solid performance as he scored 10 points, grabbed nine rebounds and dished-out a career-high seven assists. Sean McNeil was the fourth Buckeye in double-figures with 11 points on 3-of-6 from distance.
- The Buckeyes made 11 three-pointers, marking just the third time this season, and the first in Big Ten play, in which they made 10 or more threes in a game.
- Just like in the first meeting this season, Michigan State used a 15-0 run at the start of the game to build a 17-4 lead. The Buckeyes trailed by as much as 13 but climbed back to within four after a Felix Okpara dunk and a McNeil three-pointer. Michigan State then hit three more three-pointers the rest of the half and would lead 43-34 at the break.
- The Spartans led by 10 with seven and a half to play when a pair of Sensabaugh free throws sparked a 7-0 run to cut the lead to 67-64 with 5:40 to go. Thornton's three-pointer capped the run and forced a Michigan State timeout. Out of the timeout, MSU scored four-consecutive points and the Spartans were able to keep Ohio State at arms-length the rest of the way.

STARTERS

20-FOR-20 FROM THE LINE

- Ohio State was 20-of-20 from the free throw line in the win over Maryland on March 1.
- This is the most free throws without a miss in program history.
- It's just the 10th in Big Ten history in which a team made 20 or more free throws without a miss in a game. The most recent occurrence was when Iowa was 20-of-20 vs. Western Illinois on Nov. 19, 2004.
- The last time it happened in a Big Ten game was when Purdue went 25-of-25 at Michigan on Feb. 24, 2001.
- It's the third time this season in which the Buckeyes made 10 or more free throws without a miss. They have just 10 such games in program history and three have come this season.
- Nationally, it was the fourth time this season in which a team made 20 or more free throws without a miss.
- Over the last three games, Ohio State has made 40 of its last 42 free throws as a team.

FOUR FRESHMEN STARTERS

- Ohio State has started four freshmen four times this season and are 1-3 in those games.
- The first time was at No. 3 Purdue on Feb. 19 -- not the ideal situation for first-timers.
- That was the first time in almost 30 years that Ohio State's starting five consisted of four first-year players (research done by Adam Jardy of the Columbus Dispatch).
- Freshmen Shaun Stonerook, Jermaine Tate, Damon Stringer and Jason Singleton all started the final game of the 1995-96 season against Penn State.
- That team finished the year with a record of 10-17 and 3-15 in Big Ten play.

MISCELLANEOUS STATS

GAMES STARTED

Player	22-23	Career	Streak
Isaac Likekele	15	125	-
Justice Sueing	27	120	9
Tanner Holden	-	91	-
Sean McNeil	24	79	-
Zed Key	23	47	-
Bruce Thornton	31	31	31
Brice Sensabaugh	19	19	1
Eugene Brown III	1	11	-
Roddy Gayle Jr.	7	7	1
Felix Okpara	7	7	5

GAMES SCORED IN DOUBLE-FIGURES

Player	22-23	Career
Justice Sueing	19	83
Tanner Holden	1	75
Sean McNeil	15	62
Isaac Likekele	2	52
Zed Key	16	32
Brice Sensabaugh	28	28
Bruce Thornton	16	16
Eugene Brown III	-	3
Felix Okpara	3	3
Roddy Gayle Jr.	1	1

20-POINT GAMES

Player	22-23	Career
Tanner Holden	-	26
Justice Sueing	2	14
Brice Sensabaugh	11	11
Sean McNeil	2	10
Isaac Likekele	-	5
Zed Key	2	3
Bruce Thornton	3	3

30-POINT GAMES

Player	22-23	Career
Tanner Holden	-	2
Justice Sueing	1	1

10-REBOUND GAMES

Player	22-23	Career
Tanner Holden	-	15
Zed Key	9	11
Justice Sueing	3	10
Isaac Likekele	2	7
Brice Sensabaugh	3	3
Felix Okpara	2	2

10-ASSIST GAMES

Player	22-23	Career
Isaac Likekele	-	1

DOUBLE-DOUBLES

Player	22-23	Career
Tanner Holden	-	12
Zed Key	6	8
Justice Sueing	1	6
Isaac Likekele	1	5
Brice Sensabaugh	3	3
Felix Okpara	2	2

WINNING THE OPENING TIP

Player	22-23
Zed Key	8-15
Felix Okpara	5-2
Eugene Brown III	0-1

Player	Charges Drawn	3-Pt Plays	Dunks	Go-Ahead Threes
Eugene Brown III	1	-	4	1
Roddy Gayle Jr.	4	-	4	-
Tanner Holden	-	6-6	3	1
Zed Key	5	8-10	26	5
Isaac Likekele	5	1-3	1	1
Sean McNeil	1	3-3	1	7
Felix Okpara	-	1-1	27	-
Brice Sensabaugh	1	11-14	9	9
Justice Sueing	3	10-13	11	3
Bruce Thornton	3	6-8	-	7
Totals	23	46-58	78	34
Opponents	24	36-47		

MISCELLANEOUS

	OSU	Opp
5-second violation	2	1
10-second violation	2	-
Shot clock violation	7	12
Technical Fouls	6	12

SENSABAUGH FILLING IT UP

- Freshmen Brice Sensabaugh has scored in double-figures in all but three games this season and is leading the team in scoring at 16.5 ppg.
- Sensabaugh is fourth in the country among freshmen in scoring.
- The Orlando, Fla., native has led the team in scoring 18 times this season.
- According to research done by Adam Jardy of the Columbus Dispatch, Sensabaugh is the first Buckeye freshman to lead the team in scoring in 10 consecutive games.
- He has also recorded three double-doubles on the year

ROOKIE WITH 500 POINTS

- Brice Sensabaugh has scored 512 points this season, becoming just the sixth OSU freshman to score 500 points in their rookie season.
- He is the 36th Buckeye to reach the 500-point mark in a season.
- The feat has now been done a total of 53 times in program history with E.J. Liddell being the most recent prior to Sensabaugh as he scored 621 points last year.

SENSABAUGH AMONG OSU FRESHMEN

- Freshman Brice Sensabaugh's 512 points are currently fifth-most in a season by an OSU freshman. Next on the list is Kosta Koufos (2008) with 534.
- His current 16.5 scoring average is currently fifth-best behind Michael Redd (21.9), D'Angelo Russell (19.3), Jared Sullinger (17.2) and Herb Williams (16.7).
- His 59 three-pointers are second-most behind D'Angelo Russell's 93.
- His .415 three-point percentage is currently fourth in program history among freshmen, trailing Jamaal Brown who shot .468 from beyond the arc in 1989, Keita Bates-Diop who was at .462 in 2015 and Malaki Branham at .416 from lasts season.

SENSABAUGH ON A RARE LIST

- Over the last 20 seasons, there have been just six freshmen to average 15 points per game and be an above averaging shooter (50 percent on 2-pt FGs, 40 percent on 3-pt FGs and 80 percent on FTs).
- You may have heard of those players before -- Kevin Durant, Steph Curry, Kyrie Irving, Ben McLemore, Lauri Markkanen and Mike Daum.
- Brice Sensabaugh is looking to join that list. He's shooting .516 from 2-pt range, .415 from long range and .830 from the line while averaging 16.5 ppg.

THORNTON OVER THE LAST COUPLE

- Freshman point guard Bruce Thornton has averaged 17.3 points and 3.3 rebounds while shooting 54.2 percent (26-of-48) over the last four games
- He scored 19 points vs. Penn State and was then 8-of-11 shooting to finish with a game-high 20 points vs. Illinois.
- He has also had just four turnovers in over 137 minutes of action.
- He has had two of his three 20-point games this season during this recent stretch.

OKPARA FINDING HIS WAY AS A STARTER

- With the season-ending injury to Zed Key, freshman Felix Okpara has jumped into the starting lineup and has begun to find his footing.
- The 6-11 big man has started each of the last five games and is shooting .714 (15-of-21) from the floor.
- As a starter in seven games this season, Okpara is 18-of-27 shooting and is averaging 5.4 points per game with 11 blocks.

OKPARA IN BIG TOP 10 FOR BLOCKS

- Felix Okpara made his third start of the season in the game at Purdue on Feb. 12 and swatted a season-high four shots.
- He has 35 blocks on the season which is tied for 9th in the Big Ten.
- Of the players in the Big Ten with 35 or more blocked shots, he is the only one averaging fewer than 20 minutes per game.
- Okpara has 10 games this season with multiple blocks.
- Among OSU freshmen, he is currently ninth with 35 blocks, one behind Gerald Eaker (1994) for eighth.

1,000 - 700 - 500

- Ice Likekele recorded his 500th career assist against Northwestern on Feb. 9.
- He is now just the fifth active player with 1,000 career points, 700 career rebounds and 500 career assists.

Name	G	Pts	Reb	Ast
Hunter Maldonado, Wyoming	156	2122	803	627
Taeveon Kinsey, Marshall	154	2641	759	550
Tucker Richardson, Colgate	153	1717	766	613
Isaac Likekele, Ohio State	142	1127	751	516
Jalen Pickett, Penn State	138	2111	732	814

NINE DIFFERENT STARTING LINEUPS

- The Buckeyes have used nine different starting lineups this season.

Lineup	Record
Thornton, McNeil, Likekele, Sueing, Key	6-4
Thornton, McNeil, Sueing, Sensabaugh, Key	4-4
Thornton, Gayle Jr., Likekele, Sensabaugh, Key	1-0
Thornton, McNeil, Sueing, Sensabaugh, Okpara	1-1
Thornton, Gayle Jr., Sueing, Sensabaugh, Okpara	1-3
Thornton, McNeil, Sueing, Sensabaugh, Brown III	0-1
Thornton, McNeil, Likekele, Sueing, Okpara	0-1
Thornton, Gayle Jr., Sueing, Sensabaugh, Key	0-2
Thornton, McNeil, Likekele, Sensabaugh, Key	0-2

BREAKING THE STREAK

- Ohio State got back in the win column vs. Illinois on Feb. 26, breaking a nine-game losing streak.
- The Buckeyes had struggled to finish games during the streak, but against Illinois, the Buckeyes made their last seven shot attempts over the final 6:30.
- Ohio State led by 15 points late in the first half, marking it's largest lead since leading Iowa by 16 on Jan. 21, its previous win.
- Justice Sueing recorded his first double-double of the season with 14 points and 11 rebounds

RECORD BY UNIFORM COLOR

Home White	6-3
Road Scarlet	3-5
Clark Kellogg era Scarlet	0-4
Jim Jackson era Gray	2-2
Anthracite Gray	0-2
Home White with script Buckeyes	1-3

ZED KEY SHUTTING IT DOWN

- Big man Zed Key suffered a shoulder injury against Purdue on Jan. 5 and wasn't quite the same after.
- The Bay Shore, N.Y. native was averaging 13.4 points and 8.4 rebounds while shooting 63.5 percent from the floor prior to the injury.
- After that game on Jan. 5, he played in just nine games and averaged 8.8 points and 7.2 rebounds while shooting just 44.7 percent.
- He decided to shut it done following the game at Iowa on Feb. 12.
- Key finished the year with career-best averages of 10.8 points and 7.5 rebounds per game with career-highs of 24 blocks and 14 steals.

MOST MINUTES BY FRESHMEN

- Ohio State has had the most percentage of minutes played by freshmen of any team in the Big Ten.
- Bruce Thornton, Brice Sensabaugh, Roddy Gayle Jr. and Felix Okpara had combined to play over 40 percent of the team's minutes this season.

JUST 1 TURNOVER

- The Buckeyes committed just one turnover in the game against Penn State on Feb. 23.
- That is the fewest turnovers in a game in program history. The 1977-78 season was the first in which turnovers were kept as an official stat.
- That is also the fewest turnovers in a game by any team this season.
- A team committing just one turnover in a game has only happened three times over the previous three seasons.
- On the other side, Penn State turned the ball over just four times, making a combined five for the game.

MCNEIL KNOCKS DOWN NO. 200

- Graduate transfer Sean McNeil made four three-pointers against Iowa on Feb. 16 to give him 200 three-pointers for his career. McNeil also made 132 three-pointers at Sinclair CC during the 2018-19 season, the most of any junior college player that year.
- For his DI career, he has made 207 three-pointers.
- He has made three three-pointers six times and has made at least one three-pointer in all but four games this season
- Up until the Indiana game on Jan. 28, McNeil had not had an opportunity for an old-fashioned three-point play but he converted three of them against the Hoosiers.



CHRIS HOLTSMANN

HEAD COACH | 6TH SEASON at OSU | 12TH OVERALL

NOTING HOLTSMANN...

- Three-time Naismith National Coach of the Year Finalist (2015, 2018, 2021)
- Two-time Jim Phelan National Coach of the Year Finalist (2014, 2017)
- Big Ten Coach of the Year (2018)
- Big South Coach of the Year (2013)
- Big East Coach of the Year (2017)
- Collegeinsider.com John McLendon National Coach of the Year (2017)
- USBWA District V Coach of the Year (2018)
- NAIA All-American (1994)
- Has won 20+ games each of the last nine seasons
- Holtmann teams have won an opening-round game in the NCAA Tournament in six of the last seven years in which the NCAA Tournament was contested.
- In his first four years as Ohio State coach his 87 combined wins were third-most behind Thad Matta and Fred Taylor
- Recorded his 100th victory at Ohio State on Jan. 27, 2022 at Minnesota
- Became the 14th head coach in Ohio State history when he was named to the position June 9, 2017
- His 25 wins in his first season at Ohio State were the most for a first-year head coach in program history
- Career win No. 200 was an 87-78 overtime victory over Purdue in the Big Ten Tournament on March 12, 2021
- One of only two coaches in Butler history to lead the Bulldogs to the NCAA Tournament in each of his first three seasons, joining Brad Stevens
- Led Butler to 20+ wins and a NCAA Tournament appearance in each of his three seasons
- Went to the Sweet 16 in 2017 with Butler after earning a No. 4 seed.
- Career win No. 100 was an 81-69 Butler victory over Vermont on Dec. 21, 2016
- Led Gardner-Webb to a school Division I record 21 victories in 2012-13, his final season, after taking over a program that won just eight games in 2009-10.
- In his last season at Gardner-Webb, he was named Big South Conference and NABC District 3 Coach of the Year

HOLTSMANN'S YEARLY RECORDS

Year	School	Record	Conf.	Postseason
2010-11	Gardner-Webb	11-21	6-12/9th	
2011-12	Gardner-Webb	12-20	6-12/9th	
2012-13	Gardner-Webb	21-13	11-5/2nd	CIT 1st Rd
2014-15	Butler	23-11	12-6/3rd	NCAA 3rd Rd
2015-16	Butler	22-11	10-8/4th	NCAA 2nd Rd
2016-17	Butler	25-9	12-6/2nd	NCAA Sweet 16
2017-18	Ohio State	25-9	15-3/2nd	NCAA 2nd Rd
2018-19	Ohio State	20-15	8-12/8th	NCAA 2nd Rd
2019-20	Ohio State	21-10	11-9/5th	Canceled
2020-21	Ohio State	21-10	12-8/5th	NCAA 1st Rd
2021-22	Ohio State	20-12	12-8	NCAA 2nd Rd
2022-23	Ohio State	13-18	5-15	

Overall **234-159 120-104**
(.595) (.536)

OVERALL	W	L	Pct.
Ohio State (6th year)	120	74	.619
Butler (3 years)	70	31	.693
Gardner-Webb (3 years)	44	54	.449

CONFERENCE	W	L	Pct.
Big Ten (6th year)	63	55	.534
Big East (3 years)	34	20	.630
Big South (3 years)	23	29	.442

HOLTSMANN'S TEAMS

Most Points	144 vs. Citadel 11/14/15 (BUT)
Most Points Allowed	97 vs. VMI 1/2/11 (G-W)
Fewest Points	42 at Wofford 12/5/12 (G-W)
Fewest Points Allowed	37 vs. UT Martin 12/22/14 (BUT)
.....	37 vs. IUPUI 1/18/22 (OSU)
Largest victory	+73 vs. Citadel 11/14/15 (BUT)
Largest defeat	-35 at Purdue 3/2/19 (OSU)
Longest winning streak	9 in 2019-20 (OSU)
Longest losing streak	9 in 2010-11 (G-W)
.....	9 in 2022-23 (OSU)
Decided by 1 point	9-7
Decided by 5 pts or less	50-41
vs. ranked teams	35-45
vs. Top-10 teams	16-22
Home games	144-44
Away games	59-89
Neutral site games	31-26
Overtime games	13-11
Conference Tournament games	5-10
NCAA Tournament games	7-7

CHRIS HOLTSMANN AT A GLANCE...

FULL NAME: Christopher Holtmann
BORN: Nov. 11, 1971
HOMETOWN: Nicholasville, Kentucky
HIGH SCHOOL: Jessamine County
ALMA MATER: Taylor, 1994
 Ball State, 2000
FAMILY: Wife, Lori. Daughter, Nora

COACHING TIME LINE:

2017-Pres.: Ohio State (head coach)
 2014-17: Butler (head coach)
 2013-14: Butler (asst. coach)
 2010-13: Gardner-Webb (head coach)
 2008-10: Ohio (asst. coach)
 2003-08: Gardner-Webb (asst. coach)
 1999-03: Taylor (asst. coach)
 1998-99: Geneva (asst. coach)
 1997-98: Taylor (grad assistant)

Assisted Under: Paul Patterson (Taylor);
 Jeff Santarsiero (Geneva); Rick Scruggs
 (Gardner-Webb); John Groce (Ohio);
 Brandon Miller (Butler)

PLAYING CAREER:

Lettered from 1991-94 at Taylor (Ind.)
 University. As a senior, earned All-
 America honors while leading Taylor to
 a No. 1 ranking in the NAIA rankings.

EDUCATION:

- Bachelor's degree in psychology from
 Taylor in 1994
 - Master's degree in Athletic
 Administration from Ball State in 2000

HOLTSMANN VS. 2022-23 OPPONENTS

Alabama A&M	1	0	Minnesota	5	4
Charleston South.	5	2	Nebraska	6	2
Cincinnati	5	0	North Carolina	2	4
Duke	1	1	Northwestern	8	3
Eastern Illinois	1	0	Penn State	5	6
Illinois	6	5	Purdue	4	7
Indiana	8	5	Robert Morris	2	0
Iowa	5	5	Rutgers	7	2
Maine	2	0	San Diego St.	0	1
Maryland	5	5	St. Francis	1	0
Michigan	5	6	Texas Tech	2	0
Michigan State	2	7	Wisconsin	3	5

ALL-TIME SERIES VS. WISCONSIN

SERIES INFORMATION WITH WISCONSIN

Series	Ohio State leads 90-75
Games at Ohio State	Ohio State leads 55-26
Games at Value City Arena	Wisconsin leads 9-8
Games at Wisconsin	Wisconsin leads 48-31
Games at Kohl Center	Wisconsin leads 12-5
Neutral Site	Ohio State leads 4-1
Big Ten Tournament Games	Ohio State leads 4-1
Longest Ohio State win streak	8 (1963-68)
Longest OSU home win streak ..	14 (1956-72 & 1981-94)
Longest OSU away win streak 3	(several, last 1990-92)
Longest UW win streak	10 (1913-21)
Longest UW home win streak	9 (2001-11)
Longest UW away win streak	5 (1913-21)
Current Series Streak	Wisconsin W-2
Ranked OSU teams vs. Wisconsin	25-15
OSU vs. ranked Wisconsin teams	13-15
OSU record when both teams are ranked	9-5

WHEN OSU SCORES...

OSU Record			
	W	L	Pct.
100+	4	0	1.000
90-99	11	1	.917
80-89	16	1	.941
70-79	20	9	.690
60-69	19	21	.475
50-59	10	15	.400
40-49	5	6	.455
39 or fewer	9	24	.273
Total (171)	94	77	.550

WISCONSIN SERIES SCORING ANALYSIS

Points (Gms.)	OSU	WISC	OSU Rcd.
All Games (171)	10,433	10,151	94-77
Avg.	61.0	59.4	
In Columbus (83)	5,204	4,762	57-26
Avg.	62.7	57.4	
In Madison (83)	4,945	5,130	33-50
Avg.	59.6	61.8	
Neutral Site (5)	284.0	259.0	4-1
Avg.	56.8	51.8	

Note: Includes statistics from four (3-1) vacated games from 1999-2002

Date	W/L	OSU	UW	Site
1/12/05	W	25	22	H
1/21/13	L	11	22	A
2/15/13	L	22	27	H
2/16/15	L	17	26	H
3/6/15	L	12	23	A
1/6/17	L	22	30	H
2/17/17	L	15	40	A
2/24/20	L	27	31	A
3/8/20	L	22	34	H
2/21/21	L	25	42	H
3/8/21	L	24	34	A
2/23/24	W	27	13	H
3/3/24	L	20	30	A
1/13/25	W	27	20	A
3/14/25	W	37	23	H
1/10/27	L	16	25	A
2/19/27	W	20	16	H
1/7/28	L	13	30	H
2/18/28	L	18	21	A
1/11/30	L	25	32	H
3/3/30	L	23	32	A
1/10/31	W	29	19	H
2/23/31	L	24	28	A
2/6/33	W	31	30	A
3/4/33	W	37	20	H
2/12/34	L	23	42	A
2/24/34	L	38	44	H
1/4/36	W	44	23	H
2/11/36	L	25	34	A
1/11/37	W	28	22	H
2/8/37	L	33	35 (ot)	A
2/25/39	W	46	38	A
2/17/40	W	41	35	H
1/25/41	L	31	46	A
2/14/42	L	39	49	A
2/25/42	L	39	44	H
2/3/45	W	40	36	H
2/9/45	W	63	34	A
2/22/47	W	57	56	A
2/16/48	W	53	47	H
1/17/49	W	57	54	A
2/4/50	W	61	47	H
1/13/51	L	67	74	H
2/5/51	L	51	56	A
1/12/52	L	51	58	A
3/1/52	W	69	56	H
1/19/53	L	51	64	A

2/28/53	L	63	69	H
2/6/54	L	73	79	H
2/12/55	L	63	86	A
1/14/56	W	100	98 (2ot)	H
2/20/56	W	79	71	A
1/21/57	W	67	64	A
2/16/57	W	63	50	H
1/11/58	L	64	67	A
2/7/59	W	78	72	H
2/8/60	W	106	69	A
2/27/60	W	93	68	H
1/30/61	W	100	68	A
2/25/61	W	97	74	H
3/3/62	L	67	86	A
2/9/63	W	94	70	H
1/4/64	W	101	85	A
2/15/64	W	92	74	H
1/30/65	W	98	86	H
2/6/65	W	73	71	A
1/31/66	W	87	81 (ot)	H
2/4/67	W	90	84	A
2/3/68	W	86	64	H
2/12/68	L	78	86	A
1/11/69	W	84	69	H
2/8/69	L	73	77	A
2/24/70	W	98	86	A
3/7/70	W	96	87	H
1/16/71	W	83	69	H
2/16/71	W	79	71	A
2/5/72	W	79	69	H
2/3/73	L	76	84	A
1/26/74	L	64	69	A
2/23/74	L	56	68	H
1/18/75	W	89	67	A
2/15/75	W	76	70	H
1/5/76	L	81	82 (ot)	A
3/1/76	L	79	91	H
1/13/77	W	60	58	A
2/26/77	W	82	80 (ot)	H
1/5/78	W	77	61	H
3/4/78	W	83	78	A
1/6/79	W	82	71	H
3/1/79	L	73	76	A
1/26/80	L	71	72	H
2/2/80	L	67	70	A
1/29/81	W	71	67	H
2/21/81	L	63	77	A
1/9/82	W	66	59	H

3/4/82	W	77	75	A
2/5/83	W	82	69	H
2/9/83	W	68	65	A
2/2/84	W	85	74	A
2/11/84	W	71	65	H
1/9/85	W	99	88	H
2/9/85	L	78	92	A
1/9/86	W	78	61	A
2/8/86	W	73	71	H
1/17/87	W	81	66	H
2/12/87	W	83	69	A
1/9/88	L	63	64	A
2/13/88	W	78	53	H
1/7/89	W	73	70	H
3/4/89	L	65	77	A
1/13/90	W	68	53	H
2/15/90	W	68	58	A
1/12/91	W	92	60	H
2/14/91	W	73	71	A
2/5/92	W	86	72	H
2/15/92	W	67	63	A
1/20/93	L	67	76	A
2/20/93	W	80	70	H
1/8/94	L	55	69	A
2/5/94	W	73	57	H
1/11/95	L	59	81	H
3/4/95	L	69	80	A
1/31/96	W	63	55	H
2/10/96	L	56	62	A
2/1/97	W	60	42	H
1/3/98	L	59	64	H
2/25/98	W	61	56	A
*1/2/99	W	78	74 (ot)	A
*2/24/99	W	63	54	H
*1/13/00	W	53	51	A
2/2/00	W	51	48	H
*1/24/01	L	42	57	A
*2/10/01	W	63	58	H
*2/6/02	L	92	94 (ot)	A
1/18/03	L	52	53	H
3/14/03	W	58	50	N
1/28/04	L	57	69	H
2/14/04	L	48	78	A
1/11/05	L	66	72	A
2/27/05	L	56	64	H
3/11/05	L	49	60	N
1/18/06	W	77	67	H
2/15/06	L	73	78	A

1/9/07	L	69	72	A
2/25/07	W	49	48	H
3/11/07	W	66	49	N
2/24/08	L	53	58	H
2/14/09	L	50	55	A
3/13/09	W	61	57	N
12/31/09	L	43	65	A
1/16/10	W	60	51	H
2/12/11	L	67	71	A
3/6/11	W	93	65	H
2/4/12	W	58	52	A
2/26/12	L	60	63	H
1/29/13	W	58	49	H
2/17/13	L	49	71	A
3/17/13	W	50	43	N
2/1/14	W	59	58	A
3/8/15	L	48	72	H
2/4/16	L	68	79	A
1/12/17	L	66	89	A
2/23/17	W	83	73	H
12/2/17	W	83	58	A
3/10/19	L	67	73	H
1/3/20	L	57	61	H
2/9/20	L	57	70	A
1/23/21	W	74	62	A
12/11/21	W	95	87	H
1/13/22	L	68	78	A
2/2/23	L	60	65	H

NOTE: Games in **Italic* vacated by NCAA.

Team and Individual Records

Ohio State Team vs. Wisconsin

FG	45 (96)	@ Wisconsin (2/8/60)
FGA	96 (45)	@ Wisconsin (2/8/60)
FG %	68.1 (32-47)	Wisconsin (3/6/11)
FT	31 (41)	@ Wisconsin (2/12/87)
FTA	43 (30)	Wisconsin (1/11/69)
FT %	90.9 (10-11)	@ Wisconsin (1/13/77)
3 FG	14 (15)	Wisconsin (3/6/11)
3 FGA	26 (12)	@ Wisconsin (1/9/07)
3FG%	93.3 (14-15)	Wisconsin (3/6/11)
OR	21	@ Wisconsin (1/20/93)
DR	41	Wisconsin (12/11/21)
Rebs.	72	Wisconsin (1/30/65)
PF	32	@ Wisconsin (2/14/04)
Pts.	106	@ Wisconsin (2/8/60)
Assists	24	Wisconsin (1/12/91)
Blocks	10	@ Wisconsin (1/12/17)
Steals	13	Wisconsin (2/20/93)

Ohio State Individual vs. Wisconsin

FG	15 (24)	Gary Bradds (1/4/64)
FGA	34 (13)	Robin Freeman (1/14/56)
FT	17 (22)	Dennis Hopson (2/12/87)
FTA	22 (17)	Dennis Hopson (2/12/87)
3 FG	7 (8)	Jon Diebler (3/6/11)
3 FGA	11 (5)	Ivan Harris (1/9/07)
OR	6	Shun Jenkins (1/18/03)
DR	13	Kyle Young (12/11/21)
Rebs.	24	Dick Furry (2/7/59)
Pts.	40	Gary Bradds (2/15/64)
Assists	11	Mark Baker (1/12/91)
Blocks	6	Greg Oden (1/9/07)
Steals	5	Curtis Wilson (1/17/87)

Wisconsin Team vs. Ohio State

FG	41 (86)	@ Wisconsin (1/14/56)
FGA	96 (33)	@ Wisconsin (2/24/70)
FG %	.610 (36-59)	@ Wisconsin (2/9/85)
FT	36 (46)	@ Wisconsin (2/6/02)
FTA	46 (36)	@ Wisconsin (2/6/02)
FT %	.900 (9-10)	Wisconsin (2/13/88)
3 FG	13 (30)	Wisconsin (2/23/17)
3 FGA	31 (12)	@ Wisconsin (2/9/20)
3 FG%	.571 (8-14)	@ Wisconsin (2/15/92)
OR	18	@ Wisconsin (2/6/06)
DR	37	Wisconsin (3/10/2019)
Rebs.	58	@ Wisconsin (2/4/67)
PF	30	@ Wisconsin (2/12/87)
Pts.	98	Wisconsin (1/14/56)
Assists	23	@ Wisconsin (2/2/84)
Blocks	7	@ Wisconsin (1/9/07)
Steals	12	Wisconsin (1/28/04)

Wisconsin Individual vs. Ohio State

FG	14 (23)	Don Hearden (3/3/62)
FGA	30 (13)	Bob Litzow (1/21/57)
FT	16 (18)	Devin Harris (2/14/04)
FTA	18 (16)	Devin Harris (2/14/04)
3 FG	7 (11)	Trent Jackson (1/17/87)
3 FGA	11 (7)	Trent Jackson (1/17/87)
OR	6	Sam Okey (2/1/97)
DR	13	Rashard Griffith (1/11/95)
Rebs.	18	John Parker (2/20/56)
Pts.	34	Michael Finley (1/20/93)
Assists	10	Willie Simms (2/14/91)
Blocks	4	Marcus Landry (1/9/07)
Steals	6	J. Krabbenhoft (2/14/09)

2022-23 SEASON STATS

Game Records

Record	Overall	Home	Away	Neutral
ALL GAMES	13-18	10-6	1-10	2-2
CONFERENCE	5-15	4-6	1-9	0-0
NON-CONFERENCE	8-3	6-0	0-1	2-2

Score by Periods

Team	1st	2nd	OT	TOT
Ohio St.	1049	1205	12	2266
Opponents	1008	1121	21	2150

Team Box Score

No.	Player				Total		3-Point		F-Throw		Rebounds											
		GP-GS	MIN	AVG	FG-FGA	FG%	3FG-3FGA	3FG%	FT-FTA	FT%	OFF	DEF	TOT	AVG	PF	DQ	A	TO	BLK	STL	PTS	AVG
10	SENSABAUGH, Brice	31-19	752:35	24.3	185-385	.481	59-142	.415	83-100	.830	39	123	162	5.2	77	5	36	62	11	17	512	16.5
14	SUEING, Justice	31-28	920:16	29.7	139-323	.430	18-78	.231	77-104	.740	58	109	167	5.4	57	1	60	57	12	22	373	12.0
23	KEY, Zed	25-23	621:11	24.8	104-190	.547	7-24	.292	56-85	.659	76	112	188	7.5	61	1	20	34	24	14	271	10.8
2	THORNTON, Bruce	31-31	928:59	30.0	114-251	.454	38-99	.384	43-55	.782	7	78	85	2.7	50	1	75	42	3	24	309	10.0
4	MCNEIL, Sean	31-24	898:39	29.0	106-249	.426	52-142	.366	36-41	.878	10	51	61	2.0	39	1	38	28	3	16	300	9.7
13	LIKEKELE, Isaac	28-15	628:26	22.4	48-120	.400	3-10	.300	13-28	.464	28	91	119	4.3	59	2	75	29	7	20	112	4.0
34	OKPARA, Felix	31-7	430:23	13.9	52-87	.598	1-2	.500	14-22	.636	40	66	106	3.4	48	1	8	18	35	12	119	3.8
0	HOLDEN, Tanner	25-0	348:03	13.9	32-67	.478	6-13	.462	24-28	.857	15	44	59	2.4	28	0	12	19	3	10	94	3.8
1	GAYLE JR., Roddy	31-7	466:43	15.1	46-116	.397	12-38	.316	10-13	.769	7	37	44	1.4	47	0	26	22	10	16	114	3.7
3	BROWN III, Eugene	18-1	183:34	10.2	15-29	.517	5-14	.357	5-8	.625	8	17	25	1.4	22	1	3	5	6	6	40	2.2
15	HARDMAN, Bowen	6-0	17:21	2.9	4-8	.500	4-8	.500	0-0	.000	0	0	0	0.0	2	0	0	0	0	0	12	2.0
24	ETZLER, Kalen	8-0	29:49	3.7	3-8	.375	1-5	.200	0-0	.000	2	10	12	1.5	4	0	1	2	0	0	7	0.9
44	SPENCER, Owen	6-0	18:04	3.0	1-6	.167	0-0	.000	1-2	.500	5	4	9	1.5	4	0	2	2	0	0	3	0.5
42	BAUMANN, Colby	3-0	05:58	2.0	0-2	.000	0-1	.000	0-0	.000	2	1	3	1.0	0	0	1	1	0	0	0	0.0
Team											43	50	93					16				
Total		31	6250		849-1841	.461	206-576	.358	362-486	.745	340	793	1133	36.5	498	13	357	337	114	157	2266	73.1
Opponents		31	6250		783-1816	.431	223-681	.327	361-500	.722	308	715	1023	33.0	483	5	386	333	84	147	2150	69.4

Team Statistics

	OSU	OPP
Scoring	2266	2150
Points per game	73.1	69.4
Scoring margin	+3.7	-
Field goals-att	849-1841	783-1816
Field goal pct	.461	.431
3 point fg-att	206-576	223-681
3-point FG pct	.358	.327
3-pt FG made per game	6.6	7.2
Free throws-att	362-486	361-500
Free throw pct	.745	.722
F-Throws made per game	11.7	11.6
Rebounds	1133	1023
Rebounds per game	36.5	33.0
Rebounding margin	+3.5	-
Assists	357	386
Assists per game	11.5	12.5
Turnovers	337	333
Turnovers per game	10.9	10.7
Turnover margin	-0.1	-
Assist/turnover ratio	1.1	1.2
Steals	157	147
Steals per game	5.1	4.7
Blocks	114	84
Blocks per game	3.7	2.7
Winning streak	0	-
Home win streak	2	-
Attendance	194901	135504
Home games-Avg/Game	16-12181	11-12319
Neutral site-Avg/Game	-	4-6865

Team Results

Date	Opponent		Score	Att.
11/07/2022	Robert Morris	W	91-53	9141
11/10/2022	Charleston So.	W	82-56	8409
11/16/2022	Eastern Ill.	W	65-43	8350
11/21/2022	vs San Diego St.	L	77-88	2400
11/22/2022	vs Cincinnati	W	81-53	2400
11/23/2022	vs Texas Tech	W	80-73	2400
11/30/2022	at Duke	L	72-81	9314
12/03/2022	Saint Francis (PA)	W	96-59	10398
12/08/2022	Rutgers	W	67-66	14042
12/17/2022	vs North Carolina	Lot	84-89	20261
12/21/2022	Maine	W	95-61	10641
12/29/2022	Alabama A&M	W	90-59	14521
01/01/2023	at Northwestern	W	73-57	4372
01/05/2023	Purdue	L	69-71	17227
01/08/2023	at Maryland	L	73-80	12497
01/12/2023	Minnesota	L	67-70	11202
01/15/2023	at Rutgers	Lot	64-68	8000
01/18/2023	at Nebraska	L	60-63	12918
01/21/2023	Iowa	W	93-77	13630
01/24/2023	at Illinois	L	60-69	15544
01/28/2023	at Indiana	L	70-86	17222
02/02/2023	Wisconsin	L	60-65	11918
02/05/2023	at Michigan	L	69-77	12707
02/09/2023	Northwestern	L	63-69	12305
02/12/2023	Michigan St.	L	41-62	15110
02/16/2023	at Iowa	L	75-92	13257
02/19/2023	at Purdue	L	55-82	14876
02/23/2023	Penn St.	L	71-75	11996
02/26/2023	Illinois	W	72-60	14212
03/01/2023	Maryland	W	73-62	11799
03/04/2023	at Michigan St.	L	78-84	14797

2022-23 BIG TEN STATS

Game Records

Record	Overall	Home	Away	Neutral
ALL GAMES	5-15	4-6	1-9	0-0
CONFERENCE	5-15	4-6	1-9	0-0
NON-CONFERENCE	0-0	0-0	0-0	0-0

Score by Periods

Team	1st	2nd	OT	TOT
Ohio St.	630	716	7	1353
Opponents	668	756	11	1435

Team Box Score

No.	Player				Total		3-Point		F-Throw		Rebounds											
		GP-GS	MIN	AVG	FG-FGA	FG%	3FG-3FGA	3FG%	FT-FTA	FT%	OFF	DEF	TOT	AVG	PF	DQ	A	TO	BLK	STL	PTS	AVG
10	SENSABAUGH, Brice	20-16	524:13	26.2	122-267	.457	37-93	.398	55-64	.859	30	84	114	5.7	58	4	21	45	8	14	336	16.8
14	SUEING, Justice	20-17	625:14	31.3	81-198	.409	11-46	.239	46-63	.730	37	75	112	5.6	42	0	40	40	9	13	219	11.0
4	MCNEIL, Sean	20-13	589:25	29.5	67-156	.429	32-85	.376	27-32	.844	6	31	37	1.9	24	1	24	17	1	14	193	9.7
2	THORNTON, Bruce	20-20	614:20	30.7	71-169	.420	22-67	.328	26-32	.813	4	50	54	2.7	32	0	40	23	2	18	190	9.5
23	KEY, Zed	14-12	342:27	24.5	51-105	.486	2-8	.250	26-40	.650	40	64	104	7.4	39	1	8	21	10	9	130	9.3
13	LIKEKELE, Isaac	19-7	400:18	21.1	31-78	.397	3-5	.600	9-19	.474	14	53	67	3.5	43	1	45	19	2	14	74	3.9
34	OKPARA, Felix	20-7	285:19	14.3	31-53	.585	0-1	.000	7-13	.538	22	40	62	3.1	31	0	4	10	24	4	69	3.5
1	GAYLE JR., Roddy	20-7	297:16	14.9	25-69	.362	6-21	.286	7-9	.778	5	22	27	1.4	29	0	7	10	6	11	63	3.2
0	HOLDEN, Tanner	14-0	162:27	11.6	14-31	.452	3-7	.429	10-10	1.000	3	15	18	1.3	11	0	5	9	1	5	41	2.9
3	BROWN III, Eugene	17-1	178:27	10.5	15-28	.536	5-13	.385	3-6	.500	7	16	23	1.4	21	1	3	5	6	4	38	2.2
24	ETZLER, Kalen	1-0	00:01	0.0	0-0	.000	0-0	.000	0-0	.000	0	0	0	0.0	0	0	0	0	0	0	0	0.0
15	HARDMAN, Bowen	1-0	00:01	0.0	0-0	.000	0-0	.000	0-0	.000	0	0	0	0.0	0	0	0	0	0	0	0	0.0
44	SPENCER, Owen	1-0	05:33	5.6	0-0	.000	0-0	.000	0-0	.000	0	2	2	2.0	4	0	1	1	0	0	0	0.0
Team											31	31	62					12				
Total		20	4025		508-1154	.440	121-346	.350	216-288	.750	199	483	682	34.1	334	8	198	212	69	106	1353	67.7
Opponents		20	4025		516-1144	.451	162-455	.356	241-333	.724	194	482	676	33.8	295	3	263	202	60	93	1435	71.8

Team Statistics

	OSU	OPP
Scoring	1353	1435
Points per game	67.7	71.8
Scoring margin	-4.1	-
Field goals-att	508-1154	516-1144
Field goal pct	.440	.451
3 point fg-att	121-346	162-455
3-point FG pct	.350	.356
3-pt FG made per game	6.1	8.1
Free throws-att	216-288	241-333
Free throw pct	.750	.724
F-Throws made per game	10.8	12.1
Rebounds	682	676
Rebounds per game	34.1	33.8
Rebounding margin	+0.3	-
Assists	198	263
Assists per game	9.9	13.2
Turnovers	212	202
Turnovers per game	10.6	10.1
Turnover margin	-0.5	-
Assist/turnover ratio	0.9	1.3
Steals	106	93
Steals per game	5.3	4.7
Blocks	69	60
Blocks per game	3.5	3.0
Winning streak	0	-
Home win streak	2	-
Attendance	133441	126190
Home games-Avg/Game	10-13344	10-12619
Neutral site-Avg/Game	-	0-0

Team Results

Date	Opponent		Score	Att.
12/08/2022	Rutgers	W	67-66	14042
01/01/2023	at Northwestern	W	73-57	4372
01/05/2023	Purdue	L	69-71	17227
01/08/2023	at Maryland	L	73-80	12497
01/12/2023	Minnesota	L	67-70	11202
01/15/2023	at Rutgers	Lot	64-68	8000
01/18/2023	at Nebraska	L	60-63	12918
01/21/2023	Iowa	W	93-77	13630
01/24/2023	at Illinois	L	60-69	15544
01/28/2023	at Indiana	L	70-86	17222
02/02/2023	Wisconsin	L	60-65	11918
02/05/2023	at Michigan	L	69-77	12707
02/09/2023	Northwestern	L	63-69	12305
02/12/2023	Michigan St.	L	41-62	15110
02/16/2023	at Iowa	L	75-92	13257
02/19/2023	at Purdue	L	55-82	14876
02/23/2023	Penn St.	L	71-75	11996
02/26/2023	Illinois	W	72-60	14212
03/01/2023	Maryland	W	73-62	11799
03/04/2023	at Michigan St.	L	78-84	14797

2022-23 SCHEDULE / RESULTS

OVERALL: 13-18 / BIG TEN: 5-15 / HOME: 10-6 / ROAD: 1-10 / NEUTRAL: 2-2

OSU		OPP													
Date	Rank	Rank	Opponent	W/L	Score	Record	OSU High Scorer		OPP High Scorer		High Rebounds		High Assists		Attend.
N1	--	--	Indianapolis (Exh.)	W	101-57		Tanner Holden	25	Braden Olsen	12	Felix Okpara	9	Bruce Thornton	11	7,884
									I. Amaral-Artharee	12					
N7	--	--	ROBERT MORRIS	W	91-53	1-0	Justice Sueing	20	Enoch Cheeks	17	Zed Key	10	Isaac Likekele	6	9,141
N10	--	--	CHARLESTON SOUTH.	W	82-56	2-0	Zed Key	17	Tahlik Chavez	13	Zed Key	13	Isaac Likekele	4	8,409
N16	--	--	EASTERN ILLINOIS	W	65-43	3-0	B. Sensabaugh	20	Yaakema Rose	17	Zed Key	14	Isaac Likekele	3	8,350
													Bruce Thornton	3	
													Roddy Gayle Jr.	3	
N21	--	17/19	vs San Diego State ¹	L	77-88	3-1	Sean McNeil	22	Matt Bradley	18	Justice Sueing	6	Bruce Thornton	3	2,400
N22	--	--	vs. Cincinnati ¹	W	81-53	4-1	Zed Key	19	Viktor Lakhin	12	Zed Key	8	Isaac Likekele	4	2,400
N23	--	21/20	vs. Texas Tech ¹	W	80-71	5-1	Justice Sueing	33	Daniel Batcho	21	Justice Sueing	8	Justice Sueing	5	2,400
N30	25/25	17/16	at Duke ²	L	72-81	5-2	Zed Key	21	Kyle Filipowski	16	Zed Key	8	Bruce Thornton	2	9,314
D3	25/25	--	ST. FRANCIS	W	96-59	6-2	B. Sensabaugh	15	Josh Cohen	18	Felix Okpara	12	Sean McNeil	4	10,398
D8	25/23	--	RUTGERS*	W	67-66	7-2, 1-0	Zed Key	22	Clifford Omoruyi	16	Zed Key	14	Bruce Thornton	5	14,032
D17	23/21	--	vs. North Carolina ³	L (ot)	84-89	7-3	B. Sensabaugh	22	Armando Bacot	28	Justice Sueing	9	Bruce Thornton	5	20,261
D21	--	--	MAINE	W	95-61	8-3	B. Sensabaugh	19	Kellen Tynes	19	B. Sensabaugh	7	B. Sensabaugh	7	10,641
D29	--	--	ALABAMA A&M	W	90-59	9-3	B. Sensabaugh	21	Garrett Hicks	11	Zed Key	10	Bruce Thornton	5	14,521
													Isaac Likekele	5	
J1	--	--	at Northwestern*	W	73-57	10-3, 2-0	B. Sensabaugh	18	Chase Audige	16	Zed Key	11	Bruce Thornton	6	4,372
J5	24/23	1/1	PURDUE*	L	69-71	10-4, 2-1	B. Sensabaugh	21	Braden Smith	16	B. Sensabaugh	5	Bruce Thornton	3	17,227
									Zach Edey	16	Bruce Thornton	5			
											Felix Okpara	5			
J8	24/23	--	at Maryland*	L	73-80	10-5, 2-2	B. Sensabaugh	22	Jahmir Young	30	B. Sensabaugh	6	Isaac Likekele	4	12,497
J12	--	--	MINNESOTA*	L	67-70	10-6, 2-3	B. Sensabaugh	22	Dawson Garcia	28	B. Sensabaugh	10	Isaac Likekele	2	11,202
													Justice Sueing	2	
J15	--	--	at Rutgers*	L (ot)	64-68	10-7, 2-4	B. Sensabaugh	20	Cam Spencer	21	B. Sensabaugh	11	Justice Sueing	2	8,000
J18	--	--	at Nebraska*	L	60-63	10-8, 2-5	B. Sensabaugh	18	Sam Griesel	15	B. Sensabaugh	10	Justice Sueing	4	12,952
											Zed Key	10			
J21	--	--	IOWA*	W	93-77	11-8, 3-5	B. Sensabaugh	27	Kris Murray	22	Isaac Likekele	10	Isaac Likekele	7	13,630
J24	--	--	at Illinois*	L	60-69	11-9, 3-6	B. Sensabaugh	14	T. Shannon Jr.	17	Isaac Likekele	5	Sean McNeil	3	15,544
											Sean McNeil	5			
J28	--	--	at Indiana*	L	70-86	11-10, 3-7	B. Sensabaugh	23	J. Hood-Shifino	24	B. Sensabaugh	6	Isaac Likekele	3	17,222
													B. Thornton	3	
F2	--	--	WISCONSIN*	L	60-65	11-11, 3-8	B. Sensabaugh	13	Connor Essegian	17	Justice Sueing	11	Isaac Likekele	4	11,918
F5	--	--	at Michigan*	L	69-77	11-12, 3-9	Bruce Thornton	22	H. Dickinson	26	B. Sensabaugh	9	Isaac Likekele	2	12,707
													Sean McNeil	2	
F6	--	--	NORTHWESTERN*	L	63-69	11-13, 3-10	Justice Sueing	19	Brooks Barnhizer	19	Zed Key	10	Bruce Thornton	3	12,305
									Boo Buie	19					
F12	--	--	MICHIGAN STATE*	L	41-62	11-14, 3-11	Sean McNeil	10	Joey Hauser	22	Zed Key	8	Bruce Thornton	2	15,110
													Roddy Gayle Jr.	2	
F16	--	--	at Iowa*	L	75-92	11-15, 3-12	Sean McNeil	20	Tony Perkins	24	Justice Sueing	4	Isaac Likekele	4	13,257
F19	--	3/3	at Purdue*	L	55-82	11-16, 3-13	B. Sensabaugh	20	Zach Edey	26	B. Sensabaugh	5	B. Sensabaugh	2	14,876
													Sean McNeil	2	
													Eugene Brown III	2	
F23	--	--	PENN STATE*	L	71-75	11-17, 3-14	B. Sensabaugh	20	Jalen Pickett	23	Justice Sueing	10	Isaac Likekele	4	11,996
													Justice Sueing	4	
F26	--	--	ILLINOIS*	W	72-60	12-17, 4-14	Bruce Thornton	20	C. Hawkins	14	Justice Sueing	11	Bruce Thornton	2	14,212
													Justice Sueing	2	
													Roddy Gayle Jr.	2	
													Isaac Likekele	2	
													B. Sensabaugh	2	
M1	--	21/24	MARYLAND*	W	73-62	13-17, 5-14	Justice Sueing	16	Julian Reese	17	Felix Okpara	12	Isaac Likekele	4	11,799
M4	--	--	at Michigan State*	L	78-84	13-18, 5-15	B. Sensabaugh	21	A.J. Hoggard	23	Justice Sueing	9	Justice Sueing	7	14,797
M8	--	--	Big Ten Tournament ⁴												

CAPS - home game

* - Big Ten game

1 - Maui Invitational (Lahaina, Hawaii)

2 - ACC/Big Ten Challenge

3 - CBS Sports Classic (New York, N.Y.)

4 - Big Ten Tournament (Chicago, Ill.)

Rank = Associated Press / Coaches (at time of game)

SEASON / CAREER STATISTICS

Player	Season Statistics										Career Statistics									
	GP-GS	MIN/G	FG%	3FG%	FT%	R/G	A/G	STL	BLK	PTS/G	GP-GS	MIN/G	FG%	3FG%	FT%	R/G	A/G	STL	BLK	PTS/G
BAUMANN, Colby	3-0	2.0	.000	.000	.000	1.0	0.3	0	0	0.0	3-0	2.0	.000	.000	.000	1.0	0.3	0	0	0.0
BROWN III, Eugene	18-1	10.2	.517	.357	.625	1.4	0.2	6	6	2.2	73-11	11.0	.434	.270	.600	1.7	0.3	14	17	2.3
ETZLER, Kalen	8-0	3.7	.375	.200	.000	1.5	0.1	0	0	0.9	8-0	3.7	.375	.200	.000	1.5	0.1	0	0	0.9
GAYLE JR., Roddy	31-7	15.1	.397	.316	.769	1.4	0.8	16	10	3.7	31-7	15.1	.397	.316	.769	1.4	0.8	16	10	3.7
HARDMAN, Bowen	6-0	2.9	.500	.500	.000	0.0	0.0	0	0	2.0	6-0	2.9	.500	.500	.000	0.0	0.0	0	0	2.0
HOLDEN, Tanner	25-0	13.9	.478	.462	.857	2.4	0.5	10	3	3.8	117-91	28.7	.527	.362	.751	6.0	1.9	123	25	13.5
KEY, Zed	25-23	24.8	.547	.292	.659	7.5	0.8	14	24	10.8	85-47	18.3	.568	.292	.602	5.4	0.5	23	70	7.7
LIKEKELE, Isaac	28-15	22.4	.400	.300	.464	4.3	2.7	20	7	4.0	142-125	29.5	.453	.282	.609	5.3	3.6	180	37	7.9
MCNEIL, Sean	31-24	29.0	.426	.366	.878	2.0	1.2	16	3	9.7	120-79	27.1	.409	.368	.865	2.0	1.0	63	9	10.0
OKPARA, Felix	31-7	13.9	.598	.500	.636	3.4	0.3	12	35	3.8	31-7	13.9	.598	.500	.636	3.4	0.3	12	35	3.8
SENSABAUGH, Brice	31-19	24.3	.481	.415	.830	5.2	1.2	17	11	16.5	31-19	24.3	.481	.415	.830	5.2	1.2	17	11	16.5
SPENCER, Owen	6-0	3.0	.167	.000	.500	1.5	0.3	0	0	0.5	29-0	6.7	.258	.000	.467	1.7	0.3	1	5	0.8
SUEING, Justice	31-28	29.7	.430	.231	.740	5.4	1.9	22	12	12.0	127-120	30.9	.442	.297	.740	5.5	1.7	152	48	12.6
THORNTON, Bruce	31-31	30.0	.454	.384	.782	2.7	2.4	24	3	10.0	31-31	30.0	.454	.384	.782	2.7	2.4	24	3	10.0

Scoring

Player	Season Statistics									Career Statistics								
	FG-FGA	FG%	3FG-3FGA	3FG%	FT-FTA	FT%	PTS	PTS/G		FG-FGA	FG%	3FG-3FGA	3FG%	FT-FTA	FT%	PTS	PTS/G	
BAUMANN, Colby	0-2	.000	0-1	.000	0-0	.000	0	0.0		0-2	.000	0-1	.000	0-0	.000	0	0.0	
BROWN III, Eugene	15-29	.517	5-14	.357	5-8	.625	40	2.2		62-143	.434	20-74	.270	21-35	.600	165	2.3	
ETZLER, Kalen	3-8	.375	1-5	.200	0-0	.000	7	0.9		3-8	.375	1-5	.200	0-0	.000	7	0.9	
GAYLE JR., Roddy	46-116	.397	12-38	.316	10-13	.769	114	3.7		46-116	.397	12-38	.316	10-13	.769	114	3.7	
HARDMAN, Bowen	4-8	.500	4-8	.500	0-0	.000	12	2.0		4-8	.500	4-8	.500	0-0	.000	12	2.0	
HOLDEN, Tanner	32-67	.478	6-13	.462	24-28	.857	94	3.8		545-1035	.527	47-130	.362	438-583	.751	1575	13.5	
KEY, Zed	104-190	.547	7-24	.292	56-85	.659	271	10.8		260-458	.568	7-24	.292	130-216	.602	657	7.7	
LIKEKELE, Isaac	48-120	.400	3-10	.300	13-28	.464	112	4.0		431-952	.453	22-78	.282	243-399	.609	1127	7.9	
MCNEIL, Sean	106-249	.426	52-142	.366	36-41	.878	300	9.7		407-994	.409	207-563	.368	179-207	.865	1200	10.0	
OKPARA, Felix	52-87	.598	1-2	.500	14-22	.636	119	3.8		52-87	.598	1-2	.500	14-22	.636	119	3.8	
SENSABAUGH, Brice	185-385	.481	59-142	.415	83-100	.830	512	16.5		185-385	.481	59-142	.415	83-100	.830	512	16.5	
SPENCER, Owen	1-6	.167	0-0	.000	1-2	.500	3	0.5		8-31	.258	0-4	.000	7-15	.467	23	0.8	
SUEING, Justice	139-323	.430	18-78	.231	77-104	.740	373	12.0		550-1244	.442	117-394	.297	387-523	.740	1604	12.6	
THORNTON, Bruce	114-251	.454	38-99	.384	43-55	.782	309	10.0		114-251	.454	38-99	.384	43-55	.782	309	10.0	

Totals

Player	Season Statistics								Career Statistics							
	O-REB	D-REB	TOTAL	PF	FO	A	TO	A/TO	O-REB	D-REB	TOTAL	PF	FO	A	TO	A/TO
BAUMANN, Colby	2	1	3	0	0	1	1	1.0	2	1	3	0	0	1	1	1.0
BROWN III, Eugene	8	17	25	22	1	3	5	0.6	36	89	125	74	1	23	23	1.0
ETZLER, Kalen	2	10	12	4	0	1	2	0.5	2	10	12	4	0	1	2	0.5
GAYLE JR., Roddy	7	37	44	47	0	26	22	1.2	7	37	44	47	0	26	22	1.2
HARDMAN, Bowen	0	0	0	2	0	0	0	0.0	0	0	0	2	0	0	0	0.0
HOLDEN, Tanner	15	44	59	28	0	12	19	0.6	230	468	698	221	6	219	196	1.1
KEY, Zed	76	112	188	61	1	20	34	0.6	181	275	456	190	1	44	91	0.5
LIKEKELE, Isaac	28	91	119	59	2	75	29	2.6	168	583	751	285	6	516	297	1.7
MCNEIL, Sean	10	51	61	39	1	38	28	1.4	36	202	238	134	1	120	99	1.2
OKPARA, Felix	40	66	106	48	1	8	18	0.4	40	66	106	48	1	8	18	0.4
SENSABAUGH, Brice	39	123	162	77	5	36	62	0.6	39	123	162	77	5	36	62	0.6
SPENCER, Owen	5	4	9	4	0	2	2	1.0	16	34	50	25	0	8	8	1.0
SUEING, Justice	58	109	167	57	1	60	57	1.1	201	501	702	288	5	211	236	0.9
THORNTON, Bruce	7	78	85	50	1	75	42	1.8	7	78	85	50	1	75	42	1.8

OHIO STATE GAME-BY-GAME STATS

				Total		3-Pointers		Free throws		Rebounds											
Opponent	Date	Score		FG-FGA	PCT	3FG-3FGA	PCT	FT-FTA	PCT	OFF	DEF	TOT	AVG	PF	A	TO	BLK	STL	PTS	AVG	
Robert Morris	11/07/2022	91-53	W	34-61	.557	10-21	.476	13-21	.619	14	34	48	48.0	14	18	14	5	6	91	91.0	
Charleston So.	11/10/2022	82-56	W	31-60	.517	4-15	.267	16-18	.889	14	33	47	47.5	11	11	14	2	2	82	86.5	
Eastern Ill.	11/16/2022	65-43	W	23-57	.404	8-28	.286	11-18	.611	10	42	52	49.0	15	14	17	6	4	65	79.3	
vs San Diego St.	11/21/2022	77-88	L	28-66	.424	7-22	.318	14-15	.933	8	26	34	45.3	20	9	8	4	4	77	78.8	
vs Cincinnati	11/22/2022	81-53	W	30-64	.469	6-20	.300	15-18	.833	19	23	42	44.6	13	7	6	2	3	81	79.2	
vs Texas Tech	11/23/2022	80-73	W	27-52	.519	8-20	.400	18-18	1.000	9	17	26	41.5	13	15	10	2	6	80	79.3	
at Duke	11/30/2022	72-81	L	26-55	.473	3-13	.231	17-22	.773	12	19	31	40.0	25	6	16	4	4	72	78.3	
Saint Francis (PA)	12/03/2022	96-59	W	35-70	.500	13-23	.565	13-18	.722	18	30	48	41.0	10	20	7	5	3	96	80.5	
Rutgers	12/08/2022	67-66	W	26-56	.464	8-19	.421	7-12	.583	13	22	35	40.3	15	14	14	3	6	67	79.0	
vs North Carolina	12/17/2022	84-89	Lot	34-74	.459	9-24	.375	7-14	.500	14	28	42	40.5	22	17	16	3	8	84	79.5	
Maine	12/21/2022	95-61	W	41-67	.612	8-19	.421	5-7	.714	10	29	39	40.4	10	23	7	5	6	95	80.9	
Alabama A&M	12/29/2022	90-59	W	32-61	.525	9-25	.360	17-29	.586	13	29	42	40.5	11	19	10	7	5	90	81.7	
at Northwestern	01/01/2023	73-57	W	26-56	.464	6-15	.400	15-20	.750	10	36	46	40.9	13	15	12	7	5	73	81.0	
Purdue	01/05/2023	69-71	L	29-58	.500	6-14	.429	5-7	.714	9	18	27	39.9	13	11	7	4	8	69	80.1	
at Maryland	01/08/2023	73-80	L	24-55	.436	9-19	.474	16-19	.842	7	19	26	39.0	28	8	12	3	7	73	79.7	
Minnesota	01/12/2023	67-70	L	24-64	.375	6-13	.462	13-15	.867	14	25	39	39.0	15	5	9	3	5	67	78.9	
at Rutgers	01/15/2023	64-68	Lot	23-67	.343	8-21	.381	10-12	.833	15	31	46	39.4	22	7	13	4	5	64	78.0	
at Nebraska	01/18/2023	60-63	L	20-56	.357	5-17	.294	15-23	.652	6	32	38	39.3	16	9	11	5	6	60	77.0	
Iowa	01/21/2023	93-77	W	36-64	.563	8-16	.500	13-17	.765	12	24	36	39.2	17	15	11	3	7	93	77.8	
at Illinois	01/24/2023	60-69	L	22-60	.367	4-10	.400	12-20	.600	10	20	30	38.7	16	8	6	3	6	60	77.0	
at Indiana	01/28/2023	70-86	L	26-59	.441	5-19	.263	13-19	.684	12	21	33	38.4	18	9	8	2	5	70	76.6	
Wisconsin	02/02/2023	60-65	L	24-56	.429	4-14	.286	8-13	.615	12	33	45	38.7	20	9	16	3	5	60	75.9	
at Michigan	02/05/2023	69-77	L	26-64	.406	5-16	.313	12-17	.706	11	25	36	38.6	16	6	6	2	4	69	75.6	
Northwestern	02/09/2023	63-69	L	24-48	.500	1-14	.071	14-22	.636	10	25	35	38.5	16	10	15	1	3	63	75.0	
Michigan St.	02/12/2023	41-62	L	17-60	.283	6-29	.207	1-2	.500	14	19	33	38.2	7	5	11	2	6	41	73.7	
at Iowa	02/16/2023	75-92	L	28-49	.571	8-15	.533	11-11	1.000	2	20	22	37.6	15	11	14	3	3	75	73.7	
at Purdue	02/19/2023	55-82	L	22-55	.400	5-19	.263	6-11	.545	5	16	21	37.0	21	11	11	6	9	55	73.0	
Penn St.	02/23/2023	71-75	L	29-63	.460	8-23	.348	5-6	.833	13	20	33	36.9	11	11	1	3	1	71	73.0	
Illinois	02/26/2023	72-60	W	30-56	.536	3-14	.214	9-10	.900	8	32	40	37.0	15	10	15	3	6	72	72.9	
Maryland	03/01/2023	73-62	W	24-50	.480	5-14	.357	20-20	1.000	9	23	32	36.8	20	9	12	6	3	73	72.9	
at Michigan St.	03/04/2023	78-84	L	28-58	.483	11-25	.440	11-12	.917	7	22	29	36.5	20	15	8	3	6	78	73.1	
Total		2266		849-1841	.461	206-576	.358	362-486	.745	340	793	1133	36.5	498	357	337	114	157	2266	73.1	
Opponents		2150		783-1816	.431	223-681	.327	361-500	.722	308	715	1023	33.0	483	386	333	84	147	2150	69.4	

OPPONENT GAME-BY-GAME STATS

				Total		3-Pointers		Free throws		Rebounds											
Opponent	Date	Score		FG-FGA	PCT	3FG-3FGA	PCT	FT-FTA	PCT	OFF	DEF	TOT	AVG	PF	A	TO	BLK	STL	PTS	AVG	
Robert Morris	11/07/2022	91-53	W	20-63	.317	4-24	.167	9-17	.529	13	14	27	27.0	16	6	11	1	5	53	53.0	
Charleston So.	11/10/2022	82-56	W	22-65	.338	5-22	.227	7-10	.700	11	17	28	27.5	13	6	9	2	3	56	54.5	
Eastern Ill.	11/16/2022	65-43	W	16-64	.250	4-20	.200	7-15	.467	9	28	37	30.7	19	6	13	0	8	43	50.7	
vs San Diego St.	11/21/2022	77-88	L	31-61	.508	10-21	.476	16-20	.800	7	30	37	32.3	16	14	7	5	3	88	60.0	
vs Cincinnati	11/22/2022	81-53	W	20-52	.385	4-18	.222	9-15	.600	12	17	29	31.6	16	4	14	5	3	53	58.6	
vs Texas Tech	11/23/2022	80-73	W	28-55	.509	5-18	.278	12-13	.923	9	16	25	30.5	18	14	10	2	6	73	61.0	
at Duke	11/30/2022	72-81	L	25-55	.455	5-13	.385	26-30	.867	13	21	34	31.0	20	16	13	3	9	81	63.9	
Saint Francis (PA)	12/03/2022	96-59	W	24-59	.407	6-19	.316	5-7	.714	5	20	25	30.3	17	14	11	1	2	59	63.3	
Rutgers	12/08/2022	67-66	W	28-54	.519	5-17	.294	5-8	.625	6	21	27	29.9	19	14	13	4	7	66	63.6	
vs North Carolina	12/17/2022	84-89	Lot	32-72	.444	6-28	.214	19-27	.704	16	32	48	31.7	16	20	13	2	7	89	66.1	
Maine	12/21/2022	95-61	W	25-64	.391	6-25	.240	5-6	.833	10	17	27	31.3	13	11	13	2	4	61	65.6	
Alabama A&M	12/29/2022	90-59	W	24-62	.387	6-18	.333	5-7	.714	9	21	30	31.2	24	12	17	1	4	59	65.1	
at Northwestern	01/01/2023	73-57	W	19-67	.284	9-31	.290	10-17	.588	14	23	37	31.6	16	11	7	5	5	57	64.5	
Purdue	01/05/2023	69-71	L	25-58	.431	13-31	.419	8-10	.800	16	21	37	32.0	9	15	14	0	4	71	64.9	
at Maryland	01/08/2023	73-80	L	24-52	.462	5-13	.385	27-33	.818	14	26	40	32.5	17	7	12	2	4	80	65.9	
Minnesota	01/12/2023	67-70	L	27-54	.500	7-22	.318	9-16	.563	4	28	32	32.5	14	12	9	6	3	70	66.2	
at Rutgers	01/15/2023	64-68	Lot	21-62	.339	6-24	.250	20-27	.741	14	30	44	33.2	15	16	10	8	8	68	66.3	
at Nebraska	01/18/2023	60-63	L	23-56	.411	6-21	.286	11-17	.647	4	35	39	33.5	17	11	13	3	5	63	66.1	
Iowa	01/21/2023	93-77	W	27-60	.450	11-24	.458	12-14	.857	10	19	29	33.3	17	15	14	1	6	77	66.7	
at Illinois	01/24/2023	60-69	L	24-59	.407	5-28	.179	16-18	.889	14	30	44	33.8	20	13	12	6	4	69	66.8	
at Indiana	01/28/2023	70-86	L	32-64	.500	10-20	.500	12-17	.706	15	24	39	34.0	19	17	9	3	5	86	67.7	
Wisconsin	02/02/2023	60-65	L	23-55	.418	6-20	.300	13-22	.591	4	22	26	33.7	15	9	8	0	8	65	67.6	
at Michigan	02/05/2023	69-77	L	28-57	.491	8-23	.348	13-18	.722	7	27	34	33.7	13	11	9	3	2	77	68.0	
Northwestern	02/09/2023	63-69	L	24-52	.462	12-29	.414	9-13	.692	6	18	24	33.3	17	15	10	1	6	69	68.0	
Michigan St.	02/12/2023	41-62	L	27-59	.458	7-22	.318	1-1	1.000	12	30	42	33.6	12	15	11	2	4	62	67.8	
at Iowa	02/16/2023	75-92	L	37-65	.569	10-27	.370	8-11	.727	11	19	30	33.5	10	23	7	3	7	92	68.7	
at Purdue	02/19/2023	55-82	L	27-54	.500	7-16	.438	21-27	.778	14	30	44	33.9	14	16	11	3	7	82	69.2	
Penn St.	02/23/2023	71-75	L	27-52	.519	10-19	.526	11-15	.733	6	21	27	33.6	10	9	4	1	1	75	69.4	
Illinois	02/26/2023	72-60	W	22-61	.361	6-29	.207	10-14	.714	9	19	28	33.4	13	8	11	4	4	60	69.1	
Maryland	03/01/2023	73-62	W	22-50	.440	7-19	.368	11-15	.733	8	16	24	33.1	16	9	10	3	1	62	68.9	
at Michigan St.	03/04/2023	78-84	L	29-53	.547	12-20	.600	14-20	.700	6	23	29	33.0	12	17	8	2	2	84	69.4	
Total		2150		783-1816	.431	223-681	.327	361-500	.722	308	715	1023	33.0	483	386	333	84	147	2150	69.4	
Ohio St.		2266		849-1841	.461	206-576	.358	362-486	.745	340	793	1133	36.5	498	357	337	114	157	2266	73.1	

GAME-BY-GAME COMPARISON

Opponent	1st	2nd	Score	Mar	Total FG	FG Pct	3-Pointers	3FG Pct	Free Throws	FT Pct	Rebounds	Assist	T/Over	Block	Steal	Fouls
ROBERT MORRIS	42/28	51/25	93-53	+40	34-61/20-63	.557/.317	10-21/4-24	.476/.167	13-21/9-17	.619/.529	48/27 +21	18/6	14/11	5/1	6/5	14/16
CHARLESTON SO.	46/22	36/34	82-56	+26	31-60/22-65	.517/.338	4-15/5-22	.267/.227	16-18/7-10	.889/.700	47/28 +19	11/6	14/9	2/2	2/3	11/13
EASTERN ILL.	26/20	39/23	65-43	+22	23-57/16-64	.404/.250	8-28/4-20	.286/.200	11-18/7-15	.611/.467	52/37 +15	14/6	17/13	6/0	4/8	15/19
San Diego St.	26/37	51/51	77-88	(11)	28-66/31-61	.424/.508	7-22/10-21	.318/.476	14-15/16-20	.933/.800	34/37 (3)	9/14	8/7	4/5	4/3	20/16
Cincinnati	38/27	43/26	81-53	+28	30-64/20-52	.469/.385	6-20/4-18	.300/.222	15-18/9-15	.833/.600	42/29 +13	7/4	6/14	2/5	3/3	13/16
Texas Tech	41/37	39/36	80-73	+7	27-52/28-55	.519/.509	8-20/5-18	.400/.278	18-18/12-13	1000/.923	26/25 +1	15/14	10/10	2/2	6/6	13/18
Duke	29/39	43/42	72-81	(9)	26-55/25-55	.473/.455	3-13/5-13	.231/.385	17-22/26-30	.773/.867	31/34 (3)	6/16	16/13	4/2	4/9	25/20
SAINT FRANCIS (PA)	44/36	52/23	96-59	+37	35-69/24-59	.507/.407	13-23/6-19	.565/.316	13-18/5-7	.722/.714	47/25 +22	20/14	7/11	5/1	3/2	10/17
RUTGERS	31/29	36/37	67-66	+1	26-56/28-54	.464/.519	8-19/5-17	.421/.294	7-12/5-8	.583/.625	35/27 +8	14/14	14/13	3/4	6/7	15/19
North Carolina	44/35	35/44	84-89	(5)	34-74/32-72	.459/.444	9-24/6-28	.375/.214	7-14/19-27	.500/.704	42/48 (6)	17/20	16/13	3/2	8/7	22/16
MAINE	47/26	48/35	95-61	+34	41-67/25-64	.612/.391	8-19/6-25	.421/.240	5-7/5-6	.714/.833	39/27 +12	23/11	7/13	5/2	6/4	10/13
ALABAMA A&M	36/33	54/26	90-59	+31	32-61/24-62	.525/.387	9-25/6-18	.360/.333	17-29/5-7	.586/.714	42/30 +12	19/12	10/17	7/1	5/4	11/24
Northwestern	35/17	38/40	73-57	+16	26-56/19-67	.464/.284	6-15/9-31	.400/.290	15-20/10-17	.750/.588	46/37 +9	15/11	12/7	7/5	5/5	13/16
PURDUE	36/33	33/38	69-71	(2)	29-58/25-58	.500/.431	6-14/13-31	.429/.419	5-7/8-10	.714/.800	27/37 (10)	11/15	7/14	4/0	8/4	13/9
Maryland	39/34	34/46	73-80	(7)	24-55/24-52	.436/.462	9-19/5-13	.474/.385	16-19/27-33	.842/.818	26/40 (14)	8/7	12/12	3/2	7/4	28/17
MINNESOTA	35/37	32/33	67-70	(3)	24-64/27-54	.375/.500	6-13/7-22	.462/.318	13-15/9-16	.867/.563	39/32 +7	5/12	9/9	3/6	5/3	15/14
Rutgers	23/20	34/37	64-68	(4)	23-67/21-62	.343/.339	8-21/6-24	.381/.250	10-12/20-27	.833/.741	46/44 +2	7/16	13/10	4/8	5/8	22/15
Nebraska	22/21	38/42	60-63	(3)	20-56/23-56	.357/.411	5-17/6-21	.294/.286	15-23/11-17	.652/.647	38/39 (1)	9/11	11/13	5/3	6/5	16/17
IOWA	37/35	56/42	93-77	+16	36-64/27-60	.563/.450	8-16/11-24	.500/.458	13-17/12-14	.765/.857	36/29 +7	15/15	11/14	3/1	7/6	17/17
Illinois	26/34	34/35	60-69	(9)	22-60/24-59	.367/.407	4-10/5-28	.400/.179	12-20/16-18	.600/.889	30/44 (14)	8/13	6/12	3/6	6/4	16/20
Indiana	30/46	40/40	70-86	(16)	26-59/32-64	.441/.500	5-19/10-20	.263/.500	13-19/12-17	.684/.706	33/39 (6)	9/17	8/9	2/3	5/5	18/19
WISCONSIN	27/43	33/22	60-65	(5)	24-56/23-55	.429/.418	4-14/6-20	.286/.300	8-13/13-22	.615/.591	45/26 +19	9/9	16/8	3/0	5/8	20/15
Michigan	36/41	33/36	69-77	(8)	26-64/28-57	.406/.491	5-16/8-23	.313/.348	12-17/13-18	.706/.722	36/34 +2	6/11	6/9	2/3	4/2	16/13
NORTHWESTERN	27/28	36/41	63-69	(6)	24-48/24-52	.500/.462	1-14/12-29	.071/.414	14-22/9-13	.636/.692	35/24 +11	10/15	15/10	1/1	3/6	16/17
MICHIGAN ST.	14/27	27/35	41-62	(21)	17-60/27-59	.283/.458	6-29/7-22	.207/.318	1-2/1-1	.500/1000	33/42 (9)	5/15	11/11	2/2	6/4	7/12
Iowa	36/47	39/45	75-92	(17)	28-49/37-65	.571/.569	8-15/10-27	.533/.370	11-11/8-11	1000/.727	22/30 (8)	11/23	14/7	3/3	3/7	15/10
Purdue	29/38	26/44	55-82	(27)	22-55/27-54	.400/.500	5-19/7-16	.263/.438	6-11/21-27	.545/.778	21/44 (23)	11/16	11/11	6/3	9/7	21/14
PENN ST.	37/37	34/38	71-75	(4)	29-63/27-52	.460/.519	8-23/10-19	.348/.526	5-6/11-15	.833/.733	33/27 +6	11/9	1/4	3/1	1/1	11/10
ILLINOIS	41/29	31/31	72-60	+12	30-56/22-61	.536/.361	3-14/6-29	.214/.207	9-10/10-14	.900/.714	40/28 +12	10/8	15/11	3/4	6/4	15/13
MARYLAND	35/29	38/33	73-62	+11	24-50/22-50	.480/.440	5-14/7-19	.357/.368	20-20/11-15	1000/.733	32/24 +8	9/9	12/10	6/3	3/1	20/16
Michigan St.	34/43	44/41	78-84	(6)	28-58/29-53	.483/.547	11-25/12-20	.440/.600	11-12/14-20	.917/.700	29/29 -	15/17	8/8	3/2	6/2	20/12

ANALYSIS STATISTICS

Date	Opponent	W/L	Score	Largest Lead				Time Led		Paint		Off TOs		2nd Chance		Fastbreak		Bench	
				OSU	Opp	Ties	LC	OSU	Opp	OSU	Opp	OSU	Opp	OSU	Opp	OSU	Opp	OSU	Opp
11/7/22	ROBERT MORRIS	W	91-53	40	2	-	2	37:04	2:01	44	22	11	11	16	7	11	0	40	14
11/10/22	CHARLESTON SO.	W	82-56	32	2	1	1	38:09	:42	50	20	12	10	18	6	7	0	29	23
11/16/22	EASTERN ILLINOIS	W	65-43	25	-	-	-	39:05	-	24	20	13	13	13	5	2	3	40	7
11/21/22	vs. San Diego State	L	77-88	5	16	-	1	5:07	32:37	26	28	8	9	9	9	10	14	27	41
11/22/22	vs. Cincinnati	W	81-53	28	6	1	3	34:47	4:32	34	30	24	4	27	16	0	0	29	21
11/23/22	vs. Texas Tech	W	80-71	13	3	2	1	37:03	1:49	28	34	11	9	17	18	10	2	12	5
11/30/22	at Duke	L	72-81	6	13	3	7	8:12	30:06	36	36	19	20	14	8	16	14	9	26
12/3/22	ST. FRANCIS	W	96-59	39	-	-	-	39:27	-	36	28	12	2	17	4	3	6	48	8
12/8/22	RUTGERS	W	67-66	11	6	12	12	24:16	7:21	28	38	18	14	8	6	2	4	6	18
12/17/22	vs. North Carolina	L (ot)	84-89	14	5	4	5	32:28	9:29	38	44	12	27	9	14	8	9	11	3
12/21/22	MAINE	W	95-61	36	1	-	2	39:08	:30	64	28	21	4	12	6	9	7	28	11
12/29/22	ALABAMA A&M	W	90-59	31	2	2	2	37:15	:48	32	30	13	6	17	11	10	9	21	28
1/1/23	at Northwestern	W	73-57	28	-	-	-	39:09	-	32	14	9	7	11	6	7	6	10	14
1/5/23	PURDUE	L	69-71	12	6	7	11	25:40	9:17	26	22	14	10	4	16	7	5	18	15
1/8/23	at Maryland	L	73-80	5	14	5	8	6:54	28:55	22	34	13	16	6	10	8	10	13	6
1/12/23	MINNESOTA	L	67-70	2	11	8	3	1:42	34:56	32	26	2	13	18	4	6	5	13	10
1/15/23	at Rutgers	L (ot)	64-68	11	7	12	22	21:41	11:53	24	24	19	14	16	16	13	9	38	2
1/18/23	at Nebraska	L	60-63	5	6	8	13	8:33	26:35	16	32	8	8	5	0	3	8	12	16
1/21/23	IOWA	W	93-77	16	6	3	2	31:10	5:47	50	32	15	8	14	14	9	2	28	14
1/24/23	at Illinois	L	60-69	4	17	1	2	3:37	10:24	32	38	16	11	7	13	1	16	18	9
1/28/23	at Indiana	L	70-86	7	19	4	3	6:29	6:42	34	38	13	10	16	23	19	14	17	29
2/2/23	WISCONSIN	L	60-65	-	18	1	-	-	39:02	34	30	12	15	8	4	7	3	15	2
2/5/23	at Michigan	L	69-77	-	13	-	-	-	39:38	22	30	10	2	8	8	4	0	20	8
2/9/23	NORTHWESTERN	L	63-69	9	6	10	10	16:58	15:51	34	20	7	16	7	9	1	0	12	23
2/12/23	MICHIGAN STATE	L	41-62	3	23	2	3	5:02	31:43	12	26	6	14	9	12	0	4	10	14
2/16/23	at Iowa	L	75-92	1	28	2	12	3:11	35:36	36	44	4	16	4	15	0	9	30	19
2/19/23	at Purdue	L	55-82	6	31	2	1	3:47	34:58	20	40	11	15	8	17	9	7	19	32
2/23/23	PENN STATE	L	71-75	4	6	5	20	7:28	26:10	28	24	2	2	11	5	0	0	12	10
2/26/23	ILLINOIS	W	72-60	15	5	1	1	36:29	2:31	46	28	12	9	11	10	6	11	18	15
3/1/23	MARYLAND	W	73-62	15	2	1	1	37:56	:46	28	24	15	10	18	9	7	0	14	8
3/4/23	at Michigan State	L	78-84	2	13	1	1	:36	38:34	24	24	8	10	11	2	9	23	19	20
Averages										32.0	29.3	11.9	10.8	11.9	9.8	6.8	6.7	20.5	15.2

INDIVIDUAL SUPERLATIVES

	OHIO STATE		OPPONENT	
Points	33	Justice Sueing vs Texas Tech (11/23/22)	30	Jahmir Young at Maryland (01/08/23)
FGs Made	12	Justice Sueing vs Texas Tech (11/23/22)	11	Armando Bacot vs North Carolina (12/17/22) Tony Perkins at Iowa (02/16/23) Zach Edey at Purdue (02/19/23)
FG Attempts	19	Justice Sueing vs Texas Tech (11/23/22)	20	Caleb Love vs North Carolina (12/17/22) Zach Edey at Purdue (02/19/23)
FG % (min 5 made)	1.000 (7-7)	Sean McNeil at Iowa (02/16/23)	.857 (6-7)	Viktor Lakhin vs Cincinnati (11/22/22) Joey Hauser at Michigan St. (03/04/23)
3-Pt FGs Made	4	Four times	6	Jalen Hood-Schifino at Indiana (01/28/23) Joey Hauser at Michigan St. (03/04/23)
3-Pt FG Attempts	9	Sean McNeil vs Alabama A&M (12/29/22)	13	Caleb Love vs North Carolina (12/17/22)
3-Pt FG % (min 4 made)	1.000 (4-4)	Sean McNeil at Iowa (02/16/23)	.800 (4-5)	Camren Wynter vs Penn St. (02/23/23)
FTs Made	8	Justice Sueing vs Texas Tech (11/23/22) Justice Sueing vs Maryland (03/01/23)	13	Jahmir Young at Maryland (01/08/23)
FT Attempts	9	Justice Sueing at Northwestern (01/01/23)	15	Jahmir Young at Maryland (01/08/23)
FT % (min 8 made)	1.000 (8-8)	Justice Sueing vs Texas Tech (11/23/22) Justice Sueing vs Maryland (03/01/23)	1.000 (9-9)	Terrence Shannon Jr. at Illinois (01/24/23)
Rebounds	14	Zed Key vs Eastern Ill. (11/16/22) Zed Key vs Rutgers (12/08/22)	15	Armando Bacot vs North Carolina (12/17/22)
Assists	7	Three times	13	Connor McCaffery at Iowa (02/16/23)
Steals	4	Felix Okpara vs North Carolina (12/17/22)	4	Cam Spencer at Rutgers (01/15/23)
Blocked Shots	4	Felix Okpara at Purdue (02/19/23)	6	Clifford Omoruyi at Rutgers (01/15/23)
Turnovers	6	Brice Sensabaugh at Iowa (02/16/23)	5	Pharrel Payne vs Minnesota (01/12/23)
Fouls	5	13 times	5	Five times
Minutes	39:09	Justice Sueing vs North Carolina (12/17/22)	41:40	Caleb Love vs North Carolina (12/17/22)

TEAM SUPERLATIVES

	OSU HIGH		OSU LOW		OPPONENT HIGH		OPPONENT LOW	
Points	96	ST. FRANCIS (PA) (12/03/22)	41	MICHIGAN ST. (02/12/23)	92	at Iowa (02/16/23)	43	EASTERN ILL. (11/16/22)
FGs Made	41	MAINE (12/21/22)	17	MICHIGAN ST. (02/12/23)	37	at Iowa (02/16/23)	16	EASTERN ILL. (11/16/22)
FG Attempts	74	vs North Carolina (12/17/22)	48	NORTHWESTERN (02/09/23)	72	vs North Carolina (12/17/22)	50	MARYLAND (03/01/23)
FG %	.612 (41-67)	MAINE (12/21/22)	.283 (17-60)	MICHIGAN ST. (02/12/23)	.569 (37-65)	at Iowa (02/16/23)	.250 (16-64)	EASTERN ILL. (11/16/22)
Single Half FG %	.690 (20-29)	MAINE (12/21/22)	.258 (8-31)	EASTERN ILL. (11/16/22)	.643 (18-28)	at Iowa (02/16/23)	.212 (7-33)	at Northwestern (01/01/23)
3-PT FGs Made	13	ST. FRANCIS (PA) (12/03/22)	1	NORTHWESTERN (02/09/23)	13	PURDUE (01/05/23)	4	Three times
3-PT FG Attempts	29	MICHIGAN ST. (02/12/23)	10	at Illinois (01/24/23)	31	at Northwestern (01/01/23) PURDUE (01/05/23)	13	at Duke (11/30/22) at Maryland (01/08/23)
3 PT FG %	.565 (13-23)	ST. FRANCIS (PA) (12/03/22)	.071 (1-14)	NORTHWESTERN (02/09/23)	.600 (12-20)	at Michigan St. (03/04/23)	.167 (4-24)	ROBERT MORRIS (11/07/22)
FTs Made	20	MARYLAND (03/01/23)	1	MICHIGAN ST. (02/12/23)	27	at Maryland (01/08/23)	1	MICHIGAN ST. (02/12/23)
FT Attempts	29	ALABAMA A&M (12/29/22)	2	MICHIGAN ST. (02/12/23)	33	at Maryland (01/08/23)	1	MICHIGAN ST. (02/12/23)
FT %	1.000 (20-20) (18-18) (11-11)	MARYLAND (03/01/23) vs Texas Tech (11/23/22) at Iowa (02/16/23)	.500 (1-2)	MICHIGAN ST. (02/12/23)	1.000 (1-1)	MICHIGAN ST. (02/12/23)	.467 (7-15)	EASTERN ILL. (11/16/22)
Rebounds	52	EASTERN ILL. (11/16/22)	21	at Purdue (02/19/23)	48	vs North Carolina (12/17/22)	24	NORTHWESTERN (02/09/23) MARYLAND (03/01/23)
Assists	23	MAINE (12/21/22)	5	MINNESOTA (01/12/23) MICHIGAN ST. (02/12/23)	23	at Iowa (02/16/23)	4	vs Cincinnati (11/22/22)
Steals	9	at Purdue (02/19/23)	1	PENN ST. (02/23/23)	9	at Duke (11/30/22)	1	PENN ST. (02/23/23) MARYLAND (03/01/23)
Blocked Shots	7	ALABAMA A&M (12/29/22) at Northwestern (01/01/23)	1	NORTHWESTERN (02/09/23)	8	at Rutgers (01/15/23)	0	Three times
Turnovers	17	EASTERN ILL. (11/16/22)	1	PENN ST. (02/23/23)	17	ALABAMA A&M (12/29/22)	4	PENN ST. (02/23/23)
Fouls	28	at Maryland (01/08/23)	7	MICHIGAN ST. (02/12/23)	24	ALABAMA A&M (12/29/22)	9	PURDUE (01/05/23)
DQ's	3	at Duke (11/30/22)	1	Eight times	1	Five times		

2022-23 HALF HIGHS AND LOWS

	Ohio State			Opponent	
	High	Low		High	Low
1st Half	47 (12/21/22)	14 (2/12/23)	1st Half	47 (2/16/23)	17 (1/1/23)
2nd Half	56 (1/21/23)	26 (2/19/23)	2nd Half	51 (11/22/22)	22 (2/2/23)

Under Holtmann 22-23

1 point games	4-3	1-0
5 or fewer points	17-22	0-7
6-10 points	29-23	1-6
11-15 points	24-14	2-1
16-20 points	17-7	2-1
21+ points	31-5	7-2

2022-23 POINT DIFFERENTIALS

Margin	1	2	3	4	5	6	7	8	9	11	12	16	17	21	22	26	27	28	31	34	37	38
Wins	1						1			1	1	2		1	1	1		1	1	1	1	1
Losses		1	2	2	2	2	1	1	2	1		1	1				1					

OHIO STATE RECORD WHEN...

DAY Under Holtmann 22-23

On Monday	9-1	1-1
On Tuesday	15-5	1-1
On Wednesday	20-10	4-2
On Thursday	18-17	3-6
On Friday	10-5	0-0
On Saturday	25-14	2-3
On Sunday	23-22	2-5

MONTH Under Holtmann 22-23

In November	29-8	5-2
In December	29-6	4-1
In January	24-24	2-7
In February	26-20	1-7
In March	11-16	1-1

OVERTIME Under Holtmann 22-23

At home	1-1	0-0
On road	2-1	0-1
Neutral site	1-4	0-1

HALVES Under Holtman 22-23

Leading at halftime	101-19	13-5
Trailing at halftime	15-53	0-12
Tied at halftime	4-2	0-1

VS. RANKED Under Holtmann 22-23

vs. ranked team at home	10-7	1-1
vs. ranked team on road	7-13	0-2
vs. ranked team on neutral site	6-10	1-1

REBOUNDS Under Holtmann 22-23

OSU has more rebounds	95-26	13-6
OSU has fewer rebounds	23-43	0-11
Rebounds are tied	2-4	0-1

ASSISTS Under Holtmann 22-23

OSU has 15 or more	62-13	7-2
OSU has 20 or more	13-0	3-0
Allow 9 or fewer	33-13	5-3

TURNOVERS Under Holtmann 22-23

OSU has 10 or fewer	36-22	5-8
OSU has fewer than opponent	50-21	3-4
Force 15 or more	23-11	1-0

BLOCKS Under Holtman 22-23

OSU has 5 or more	46-11	7-2
OSU has 0 blocks	3-4	0-0
Opponent has 5 or more	18-22	2-4

STEALS Under Holtmann 22-23

OSU has 10 or more	7-0	0-0
OSU has 5 or more	73-43	8-12
Opponent has 10 or more	4-7	0-0

EXTRA POSSESSION Under Holtmann 22-23

OSU has more rebounds & fewer turnovers	48-12	5-2
---	-------	-----

OSU POINTS Under Holtmann 22-23

OSU scores 49 or fewer	0-3	0-1
OSU scores 50-59	2-15	0-1
OSU scores 60-69	20-34	2-8
OSU scores 70-79	44-18	3-7
OSU scores 80-89	35-4	3-1
OSU scores 90-99	17-0	5-0
OSU scores 100+	2-0	0-0

OPP POINTS Under Holtmann 22-23

Opponent scores 49 or fewer	11-0	1-0
Opponent scores 50-59	35-0	6-0
Opponent scores 60-69	46-22	4-6
Opponent scores 70-79	21-31	2-4
Opponent scores 80-89	7-16	0-7
Opponent scores 90-99	0-5	0-1
Opponent scores 100+	0-0	0-0

SHOOTING % Under Holtmann 22-23

OSU shoots 50% or better (FG)	51-8	8-3
OSU shoots 40% or better (3FG)	50-18	7-6
OSU shoots 80% or better (FT)	43-20	5-6
Opp shoots under 40% (FG)	58-13	8-1
Opp shoots under 30% (3FG)	51-19	9-4

3-PT FGS Under Holtmann 22-23

OSU makes 10 or more	43-10	2-1
OSU makes 5 or fewer	24-27	2-9
Opponent makes 5 or fewer	31-15	6-3

FT ATTEMPTS Under Holtmann 22-23

OSU attempts more FT	85-23	12-5
OSU attempts fewer FT	32-46	1-12

STARTING LINEUP 22-23

Thornton, McNeil, Likekele, Sueing, Key	6-4
Thornton, McNeil, Sueing, Sensabaugh, Key	4-4
Thornton, Gayle Jr., Likekele, Sensabaugh, Key	1-0
Thornton, McNeil, Likekele, Sueing, Okpara	1-1
Thornton, Gayle Jr., Sueing, Sensabaugh, Okpara	1-3
Thornton, McNeil, Sueing, Sensabaugh, Okpara	0-1
Thornton, McNeil, Sueing, Sensabaugh, Brown III	0-1
Thornton, McNeil, Likekele, Sensabaugh, Key	0-2
Thornton, Gayle Jr., Sueing, Sensabaugh, Key	0-2

PLAYER Career 22-23

Eugene Brown III		
Scores 5 or more points	6-5	1-1
Makes multiple three-pointers	3-0	0-0
Grabs 4 or more rebounds	8-5	1-0

Zed Key

Scores 10 or more points	23-9	9-7
Scored 20 or more points	2-1	1-1
Grabs 10 or more rebounds	8-4	6-2
Records a double-double	6-2	5-1
Makes a three-pointer	3-2	3-2
Has 2 or more blocks	13-4	4-2

Isaac Likekele

Scores 10 or more points		2-0
Grabs 6 or more rebounds		4-4
Has 5 or more assists		3-1

Sean McNeil

Scores 10 or more points		6-8
Makes 3 or more three-pointers		2-4
Grabs 5 or more rebounds		1-1
Has 4 or more assists		1-0

Felix Okpara

Scores 10 or more points		3-0
Makes a three-pointer		1-0
Grabs 10 or more rebounds		2-0
Records a double-double		2-0
Has 2 or more blocks		6-4

Brice Sensabaugh

Scores 10 or more points		13-15
Scores 20 or more points		3-8
Makes 3 or more three-pointers		6-5
Grabs 6 or more rebounds		6-7
Records a double-double		0-3
Has 5 or more assists		2-0

Justice Sueing

Scores 10 or more points	23-13	10-9
Scores 20 or more points	2-2	2-1
Makes multiple three-pointers	5-5	3-2
Grabs 10 or more rebounds	6-2	1-2
Records a double-double	5-0	1-0
Has 3 or more steals	4-0	1-0
Has 3 or more assists	9-5	5-3

Bruce Thornton

Scores 10 or more points		7-9
Scored 20 or more points		1-2
Makes 3 or more three-pointers		2-2
Grabs 5 or more rebounds		3-3
Has 4 or more assists		6-1
Has a positive assist/turnover ratio		11-7

THE LAST TIME OHIO STATE...

SCORING

Team	
100 Points Scored	106, vs. Penn State (12/7/19)
vs. Big Ten	106, vs. Penn State (12/7/19)
120 Points Scored	121, vs. George Mason (1/8/95)
50 or Fewer Points Scored	41, vs. Michigan State (2/12/23)
vs. Big Ten	41, vs. Michigan State (2/12/23)
Half	
50 Points Scored at Halftime	50, vs. Northwestern (1/9/22)
vs. Big Ten	51, vs. Northwestern (1/9/22)
50+ Points Scored in Both Halves	52/50 vs. North Carolina A&T (11/12/10)
60 Points Scored at Halftime	60, vs. Marshall (11/25/16)
50 Points Scored in Either Half	56 (2nd), vs. Iowa (1/21/23)
vs. Big Ten	56 (2nd), vs. Iowa (1/21/23)
60 Points Scored in Either Half	60 (2nd), vs. Penn State (12/7/19)
vs. Big Ten	60 (2nd) vs. Penn State (12/7/19)
10 or Fewer Pts Scored before Half	9, at Michigan State (2/7/96)
15 or Fewer Pts Scored before Half	14, vs. Michigan State (2/12/23)
20 or Fewer Pts Scored during a Half	20 (1st) at Wisconsin (2/9/20)
vs. Big Ten	20 (1st) at Wisconsin (2/9/20)
30+ point improvement 1st to 2nd half/W	+31 (22/53 W, 75-56) vs. Youngstown State (12/18/18)
30+ point improvement 1st to 2nd half/L	+31 (16/47 L, 73-67 OT) vs. Wisconsin (3/10/19)

Individual

40 Points by a Player	40, Jared Sullinger, vs. IUPUI (12/19/10)
vs. Big Ten	42, Clark Kellogg, vs. Northwestern (1/15/81)
30 Points by a Player	33, Justice Sueing vs. No. 21 Texas Tech (11/23/22)
vs. Big Ten	31, Malaki Branham at No. 15 Illinois (2/24/22)
Double-Double in 1st Half	Zed Key (13p/10r) vs. Charleston Southern (11/10/22)
Double-Double in 1st Half (Big Ten)	Jae'Sean Tate (13p/10r) vs. Wisconsin (2/23/17)
Triple-Double (Pts./Rebs./Asts.)	JaQuan Lyle vs Rutgers (16p/12r/11a on 1/13/16)
Double-Double (Pts./Asts.)	JaQuan Lyle (10p/11a) vs. Jackson St. (11/23/16)
vs. Big Ten	JaQuan Lyle (16p/12r/11a) vs. Rutgers (1/13/16)
2+ Double-Doubles, game	Brice Sensabaugh (18p/10r) & Zed Key (11p, 10r) at Nebraska (1/18/23)
Double-Double off the bench	Brice Sensabaugh (20p/11r) at Rutgers (1/15/23)
Two Players with 20+ Points	Brice Sensabaugh (22), Justice Sueing (21) at Maryland 1/8/23)
Two Freshmen with 20+ Points	Brice Sensabaugh (21), Bruce Thornton (20) at Michigan State (3/4/23)
Back to Back Gms Two Players with 20 Pts	J. Sullinger (30), D. Thomas (22) vs. Purdue (3/9/12), J. Sullinger (24), D. Thomas (22) vs. Michigan (3/10/12)
Three Players with 20 Points	Keita Bates-Diop (24), Kam Williams (20), C.J. Jackson (20) SDSU (3/15/18)
Two Players with 25 Points	David Lighty (26) and Jared Sullinger (26), vs. Florida (11/16/10)
25 points in 1st half	D'Angelo Russell (25) at Minnesota (1/6/15)
25 points in either half	Justin Ahrens (25-2nd/29 for game) vs. Iowa (2/26/19)
vs. Big Ten	Justin Ahrens (25-2nd/29 for game) vs. Iowa (2/26/19)
25+ pts in back to back games	E.J. Liddell (25) vs. Akron 11/9/21, (29) vs. Niagara 11/12/21
25+ pts in 3 consecutive games	Keita Bates-Diop (27) at Iowa 1/4/18, (32) vs. MSU 1/7/18, (26) vs. Maryland 1/11/18
Player scored 20+ off the Bench	Sean McNeil (20) at Iowa (2/16/23)
Player had 20+pts, 15+ Rebounds	23/15, E.J. Liddell at Minnesota (1/27/22)
5-Consecutive 20 pt. Games	Deshawn Thomas (1/2-13/2013)
Scored 15+ consecutive pts in a game	15 (half 2), Justice Sueing vs. Texas Tech (11/23/22)

Double Figures

Five Players in Double Figures	vs. Iowa (1/21/23); B. Sensabaugh (27), Isaac Likekele (18) Zed Key (11), Justice Sueing (10), Sean McNeil (10)
vs. Big Ten	vs. Iowa (1/21/23); B. Sensabaugh (27), Isaac Likekele (18) Zed Key (11), Justice Sueing (10), Sean McNeil (10)
Six Players in Double Figures	vs. No. 21 Maryland (3/1/23); Sueing (16) Sensabaugh (12), Okpara (12), Likekele (11), Thornton (10), McNeil (10)
vs. Big Ten	vs. No. 21 Maryland (3/1/23); Sueing (16) Sensabaugh (12), Okpara (12), Likekele (11), Thornton (10), McNeil (10)
Seven Players in Double Figures	Bethune-Cookman (11/25/89) Jackson, Lee, Carter, Brown, Baker, Jent, Skelton
Zero Players in Double Figures	vs. Illinois (1/24/96)
Five Starters in Double Figures	vs. No. 21 Maryland (3/1/23); Sueing (16) Okpara (12), Likekele (11), Thornton (10), McNeil (10)
vs. Big Ten	vs. No. 21 Maryland (3/1/23); Sueing (16) Okpara (12), Likekele (11), Thornton (10), McNeil (10)
Zero Starters in Double Figures	vs. Michigan State (2/12/23)
Four Freshmen in Double Figures	vs. St. Francis (12/3/22); Sensabaugh (15), Thornton (13) Gayle Jr. (12), Okpara (10)

FIELD GOALS

40 Field Goals	41 (67), vs. Maine (12/21/22)
30 FGs in Back to Back games	34 (74) vs. North Carolina (12/17/22); 41 (67) vs. Maine (12/21/22)
20 or Fewer Field Goals	32 (61) vs. Alabama A&M (12/29/22)
vs. Big Ten	17 (60), vs. Michigan State (2/12/23)
15 or Fewer Field Goals	17 (60), vs. Michigan State (2/12/23)
Starters Made 1st 15 Field Goals Att.	15 (48), vs. West Virginia (12/29/19)
	vs. N. Florida (11/29/13): Scott (3-3), A. Williams (4-4), Smith Jr. (2-2), Craft (3-3), Ross (3-3)
Team made 10-Consecutive FGs	vs. William & Mary (12/9/17); (6 2s/4 3s) 19:18-12:24 (2nd)

Individual

Made 10+ consecutive 2 pt FGs	10, K. Wesson vs Youngstown State (12/18/18)
Made 15+ consecutive 2 pt. FGs	17, Deshaun Thomas vs. SC Upstate (6, 12/14/11) and South Carolina (11, 12/17/11)
10 Field Goals Made	10 (13), Bruce Thornton at Michigan (2/5/23)
10 Field Goals and Free Throws Made	10/10, Kaleb Wesson at No. 15 Illinois (2/24/22)

Field Goal Attempts

40 or Fewer Attempts	37 (21), vs. Northwestern (1/29/11)
70 Attempts	74 (34), vs. North Carolina (12/17/22)
80 Attempts	82 (45), vs. Marshall (11/25/16)

Field Goal Percentage

70+ Percent Shooting	.714 (35-49), vs. Presbyterian (12/15/07)
60+ Percent Shooting	.612 (41-64), vs. Maine (12/21/22)
vs. Big Ten	.660 (31-47), at Wisconsin (12/2/17)
Back to Back Games 60+ Pct. Shooting	.653 (32-49), vs. Marquette (11/18/14)
	.617 (37-60), UMass-Lowell (11/14/14)
Five-Consecutive gms 50+ FG Pct.	(11/29-12/14/13 vs. UNF (.692), vs. Maryland (.521), vs. CCSU (.527), vs. Bryant (.525), vs. NDSU (.529)
50+ Percent Shooting	.536 (30-56) vs. Illinois (2/26/23)
vs. Big Ten	.536 (30-56) vs. Illinois (2/26/23)
30 Percent Shooting or Less	.283 (17-60), vs. Michigan State (2/12/23)
70+ Percent Shooting (half).	.708 (17-24/2nd) vs. High Point (12/29/18)
vs. Big Ten	.783 (18-23/1st) at Wisconsin (12/2/17)

Individual

Perfect from the field (min. 10 made)	10 (10), Jae'Sean Tate vs. Northeastern (11/19/17)
---------------------------------------	--

THREE-POINTERS

10 3-Pointers	11 (25), at Michigan State (3/4/23)
vs. Big Ten	11 (25), at Michigan State (3/4/23)
10 3-pointers in a half	12/18, (2) vs. Penn State (12/7/19)
15 3-Pointers	16/34, at Nebraska (1/2/22)
Zero 3-Pointers	0/11, at Indiana (3/2/14)
Eight Players with a Made 3-pointer	vs. IUPUI (1/18/22)
Three Players with 4 Made 3s in a game	K. Wesson (4-6), Muhammad (4-5), Washington Jr. (4-6)
	vs. Penn State (W, 106-74)
Equal 3s and 2s	8/8 at Indiana (1/6/22)
More 3s than 2s	16/14 at Nebraska (1/2/22)

Three-Point Attempts

35 or More Attempts	35 (14), vs. Purdue (1/19/21)
30 or More Attempts	34 (16), at Nebraska (1/2/22)
10 or Fewer Attempts	10 (4), at Illinois (1/24/23)

FREE THROWS

Team

25 Made Free Throws	26 (32) at No. 15 Illinois (2/24/22)
vs. Big Ten	26 (32) at No. 15 Illinois (2/24/22)
30 Made Free Throws	30 (37), vs. Penn State (12/7/19)
Five or Fewer Made Free Throws	5 (6), vs. Penn State (2/23/23)
vs. Big Ten	5 (6), vs. Penn State (2/23/23)
20 Consecutive Made Free Throws	20 (20-20) vs. No. 21 Maryland (3/1/23)
Final 15 points scored from FT line	vs. Stanford (11/24/17) W 79-71
Perfect from FT line (min 15 made)	20-20 vs. No. 21 Maryland (3/1/23)

Attempts

10 or Fewer Free Throws Attempted	10 (9), vs. Illinois (2/26/23)
30 Free Throws Attempted	32 (26) at No. 15 Illinois (2/24/22)
vs. Big Ten	32 (26) at No. 15 Illinois (2/24/22)
40 Free Throws Attempted	42 (31), vs. Syracuse (3/24/12)
50 Free Throws Attempted	51 (38) vs. Ohio (11/12/13)

Individual

20 Consecutive Made FTs	45, CJ Walker (11/29/20 to 1/31/21)
30 Consecutive Made FTs	45, CJ Walker (11/29/20 to 1/31/21)
40 Consecutive Made FTs	45, CJ Walker (11/29/20 to 1/31/21)

THE LAST TIME OHIO STATE...

REBOUNDS**Team**

50 Rebounds	52, vs. Eastern Illinois (11/16/22)
vs. Big Ten	51, at Illinois (1/28/16)
60 Rebounds	61, vs. Marshall (11/25/16)

Individual

15 Rebounds	15, E.J. Liddell at Minnesota (1/27/22)
20 Rebounds	22, Herb Williams vs. Marshall (11/28/77)
25 Rebounds	30, Jerry Lucas (3/9/62)
Three Players with 10 Rebounds	Carter, Jent, Robinson, vs. Tenn. State (12/17/90)
12+ Rebounds before halftime	12, Trevor Thompson vs. Youngstown St. (12/20/16)

ASSISTS**Team**

30 or More Assists	30, vs. VMI (11/23/11)
25 or More Assists	27, vs. Bowling Green (11/15/21)
vs. Big Ten	25, vs. Maryland (1/11/18)
Five or Fewer Assists	5, vs. Michigan State (2/12/23)

Individual

10 Assists	10, Keyshawn Woods vs. UCLA (12/22/18)
15 Assists	16, Shannon Scott vs. Sacred Heart (11/23/14)
Consecutive games with 10 or more	Shannon Scott: 14 vs. Marquette (11/18/14); 16 vs. Sacred Heart (11/23/14)
3 consecutive games with 10 or more	Shannon Scott: 11 vs UMass-Lowell (11/14/14); 14 vs. Marquette (11/18/14); 16 vs. Sacred Heart (11/23/14)
Most assists in back to back games	30, Shannon Scott: 14 vs. Marquette (11/18/14); 16 vs. Sacred Heart (11/23/14)
Most assists in 3 consecutive games	41, Shannon Scott: 11 vs UMass-Lowell (11/14/14); 14 vs. Marquette (11/18/14); 16 vs. Sacred Heart (11/23/14)

TURNOVERS**Team**

Five or Fewer Turnovers	1, vs. Penn State (2/23/23)
vs. Big Ten	1, vs. Penn State (2/23/23)

STEALS**Team**

15 or More	15, vs. Mercer (12/22/15)
vs. Big Ten	17, vs. Michigan (2/5/05)
10 or More	12, vs. Indiana (3/14/19)
vs. Big Ten	12, vs. Indiana (3/14/19)
10+ in consecutive games	10 vs. Illinois (1/3/15); 10 at Minnesota (1/6/15)
10+ in 3 consecutive games	10 vs High Point (12/10/14); 10 vs. Morehead St. (12/13/14); 18 vs. NC A&T (12/17/14)
0 steals	vs. Michigan (2/16/16)

Individual

5 Steals	5, Jamari Wheeler vs. Northwestern (1/9/22)
3 Players 3 or more	Scott (3), Craft (3), Ravenel (3) vs. Minnesota (2/20/13)

BLOCKS

10+ Blocks Team	10, at Wisconsin (1/12/17)
vs. Big Ten	10, at Wisconsin (1/12/17)
0 Blocked Shots	vs. Houston (3/24/19)
vs. Big Ten	vs. Maryland (1/18/19)
6 players with at least 1 block	vs. Nebraska (1/14/20)
7 players with at least 1 block	vs. North Carolina (12/20/14)
3 players with at least 3 blocks	Thompson (3), Bell (3), Bates-Diop (3) vs. Youngstown St. (12/20/16)

Individual

5 Blocks	5, E.J. Liddell vs. Iowa (2/19/22)
10 Blocks	11, Ken Johnson, vs. Iowa (2/9/00)

PLAYER USAGE

Six Players Used	vs. Michigan State (2/21/10)
Seven Players Used	vs. Akron (3/15/16)
Playing 40 Minutes (non-OT)	Andre Wesson vs. Illinois (3/5/20)
Playing 45 Minutes (OT)	Keita Bates-Diop at Indiana-OT (2/23/18)
Played 50 Minutes (2OT)	David Lighty, William Buford vs. Illinois-2ot (3/13/10)

FOULS

Three Players Fouled Out	Likekele, Sensabaugh, Brown III, at Duke (11/30/22)
vs. Big Ten	A. Wesson, K. Wesson, Muhammad, vs. Michigan State (1/5/19)

MARGIN OF VICTORY

40-Point Victory	107-61 (+46) vs. Purdue Fort Wayne (11/11/18)
vs. Big Ten	102-62 (+40), vs. Northwestern (1/10/91)
30-Point Victory	90-59 (+31) vs. Alabama A&M (12/29/22)
vs. Big Ten	90-54 (+36) vs. Nebraska (12/30/20)
30+ Pt. Wins, Back-to-Back Home Games	95-61 (+34) vs. Maine (12/21/22)
	90-59 (+31) vs. Alabama A&M (12/29/22)
	vs. Northwestern (87-54), Nebraska (71-40), at Nebraska (79-45) in 2012
3 30-point Big Ten wins, season	97-43 (+54) vs. High Point (12/10/14)
	100-40, vs. UT Martin (12/27/10)
50-Point Victory	116-44, vs. Chicago State (11/30/91)
60-Point Victory	88-2, vs. Ohio (2/6/1903)
70-Point Victory	
80-Point Victory	

Halftime/Deficits

20+ Point Lead at Halftime	47-26 (+21), vs. Maine (12/21/22)
vs. Big Ten	49-26 (+23), at Wisconsin (12/2/17)
30-Point Lead at Halftime	47-17 (+30), vs. Northeastern (11/19/17)
30+ Deficit at Halftime	48-18 (-30) at Indiana (1/10/16)
20+ Deficit at Halftime	45-21 (-24) at Penn State (2/15/18)
10-Point Halftime Deficit Overcome	-15, Duke (11/30/21), down 43-30, W 71-66
10-Point Deficit Overcome (any point)	-11 at Iowa (2/4/21), down 61-50 14:29- 2nd W 89-85
20-Point Halftime Deficit Overcome	-20, vs. Penn State (3/3/01)
20-Point Deficit Overcome	-20, at No. 6 Purdue (1/30/22), down 52-32 14:35-2nd, L 78-81
15-19 Point Deficit Overcome	-15, vs. Duke (11/30/21), 45-30 (19:36/2nd), W 71-66

VS. RANKED OPPONENTS

Ohio State Played a Ranked Opponent	
Ohio State Win	73-62, vs. No. 21 Maryland (3/1/23)
Ohio State Loss	55-82, at No. 3 Purdue (2/19/23)
Ohio State Played an AP No. 1-Ranked Team	
Ohio State Win	71-66, vs. No. 1 Duke (11/30/21)
Ohio State Loss	69-71, vs. No. 1 Purdue (1/5/23)
Ohio State Played an AP Top 5 Team	
Ohio State Win	71-66, vs. No. 1 Duke (11/30/21)
Ohio State Loss	55-82, at No. 3 Purdue (2/19/23)
Ohio State Played an AP Top 10 Team	
Ohio State Win	71-66, vs. No. 1 Duke (11/30/21)
Ohio State Loss	55-82, at No. 3 Purdue (2/19/23)

OVERTIME

Overtime Game	
Ohio State Home Win	80-69, Indiana (2/21/22)
Ohio State Home Loss	73-67, Wisconsin (3/10/19)
Ohio State Neutral Win	87-78, vs. Purdue (3/12/21 tot)
Ohio State Neutral Loss	84-89, vs. North Carolina (12/17/22)
Ohio State Away Win	87-79, at Nebraska (1/2/22 tot)
Ohio State Away Loss	68-64, at Rutgers (1/15/23)
Double Overtime Game	
Ohio State Win	80-78, at Indiana (2/23/18 2ot)
Ohio State Loss	74-72, vs. Siena (3/20/09)
Triple Overtime Game	
Ohio State Win	93-92, vs. Purdue (3/5/81)
Ohio State Loss	97-96, vs. Rutgers (12/30/78)

ONE-POINT GAMES

Ohio State Home Win	67-66, Rutgers (12/8/22)
Ohio State Home Loss	58-57, Nebraska (2/18/17)
Ohio State Neutral Win	68-67, vs. No. 4 Michigan (3/13/21)
Ohio State Neutral Loss	69-68 vs. Penn State (3/2/18)
Ohio State Away Win	71-70, at Penn State (2/28/17)
Ohio State Away Loss	71-70, at Northwestern (12/26/20)

OPENERS

Home Openers	
Ohio State Win	91-53, vs. Robert Morris (11/7/22)
Ohio State Loss	73-53, vs. Georgia Tech (12/16/03)
Road Opener	
Ohio State Win	90-85, at Notre Dame (12/8/20)
Ohio State Loss	72-81, at Duke (11/30/22)
Neutral Opener	
Ohio State Win	79-76, vs. Seton Hall (11/22/21)
	Rocket Mortgage Fort Myers Tip-off, Fort Myers, Fla.
Ohio State Loss	77-88, vs. No. 17 San Diego State (11/22/22)
	Maui Invitational, Lahaina, Hawaii

THE LAST TIME AN OPPONENT...

SCORING

Team

Scored 100 Points in OT	100, at Maryland (1/16/15)
Scored 120 Points	113, LSU (2-OT) (1/15/10)
Scored 50 or Fewer Points By a Big Ten Opponent	122, Indiana (2/2/59)
	43, vs. Eastern Illinois (11/16/22)
	45, vs. Minnesota (2/15/22)

Half

50 Points Scored at Halftime	54, Indiana (3/4/17)
60 Points Scored at Halftime	61, Illinois (2/17/88)
50 Points Scored in Either Half By a Big Ten Opponent	51 (2nd), San Diego State (11/22/22)
60 Points Scored in Either Half	50 (2nd), Michigan State (1/5/19)
15 or Fewer Pts Scored before Half By a Big Ten Opponent	63 (2nd), Penn State (2/16/98)
20 or Fewer Points Scored during a Half By a Big Ten Opponent	14, Stetson (11/18/19)
	15, at Rutgers (1/14/18)
	20 (1), at Rutgers (1/15/23)
	20 (1), at Rutgers (1/15/23)

Individual

40+ Points by a Player	43, Brandon Paul, Illinois (1/10/12)
30+ Points by a Player	30, Jahmir Young, at Maryland (1/8/23)
Triple-Double (Pts./Reb./Asts.)	Zavier Simpson (11p/10r/12a), Michigan (1/29/19)
Two Players with 20 Points	Armando Bacot (25), Caleb Love (22), RJ Davis (21) vs. North Carolina (12/17/22)
Three Players with 20 Points	Armando Bacot (25), Caleb Love (22), RJ Davis (21) vs. North Carolina (12/17/22)
Two Players with 25 Points	Kevin Obanor (30), Max Abmas (29), Oral Roberts (3/19/21 ot)
Player scored 20+ Points off the Bench	21, Jaden Ivey, No. 6 Purdue (1/30/22)

Double Figures

Five Players in Double Figures	at Michigan State (3/4/23); Hoggard (23), Hauser (16), Walker (15), Akins (13), Hall (10)
By Big Ten Opponent	at Michigan State (3/4/23); Hoggard (23), Hauser (16), Walker (15), Akins (13), Hall (10)
Six Players in Double Figures	No. 3 Illinois (3/14/21); Cockburn (16), Frazier (10), Dosunmu (16), Curbelo (16), Bezhaniashvili (12), Williams (13)
By Big Ten Opponent	No. 3 Illinois (3/14/21); Cockburn (16), Frazier (10), Dosunmu (16), Curbelo (16), Bezhaniashvili (12), Williams (13)
Zero Players in Double Figures	Louisiana-Monroe (12/27/13)
Zero Starters in Double Figures	Rutgers (2/13/20), OSU win 72-66

FIELD GOALS

30 Field Goals	37 (65), at Iowa (2/16/23)
By Big Ten Opponent in OT	37 (65), at Iowa (2/16/23)
20 or Fewer Field Goals	32 (72), vs. North Carolina (12/17/22)
By Big Ten Opponent	19 (67), at Northwestern (1/1/23)
20 or Fewer FGs in back to back games	19 (67), at Northwestern (1/1/23)
By Big Ten Opponents	19 (42), Indiana (2/1/20)
	20 (60), Michigan (2/4/20)
	19 (42), Indiana (2/1/20)
	20 (60), Michigan (2/4/20)
15 or Fewer Field Goals	15 (56), vs. Loyola Chicago (3/18/22)
By Big Ten Opponent	15 (53), at Illinois (2/15/14)
1-5 2-pt FGs made in a half	2 (17)-1st, at Cincinnati (11/7/18)

Field Goal Attempts

40 or Fewer Attempts	40 (13), IUPUI (1/18/22)
70+ Attempts	72 (32), vs. North Carolina (12/17/22)
By Big Ten Opponent	77 (28), vs. Minnesota (3/11/21)
80 Attempts	91 (36), George Mason (12/9/95)
90 Attempts	91 (36), George Mason (12/9/95)

Field Goal Percentage

70 Percent Shooting	.733 (33-45), Michigan State (2/7/04)
60 Percent Shooting	.667 (34-51), at Michigan State (3/5/16)
by Big Ten Opponent	.667 (34-51), at Michigan State (3/5/16)
50 Percent Shooting	.547 (29-53), at Michigan State (3/4/23)
by Big Ten Opponent	.547 (29-53), at Michigan State (3/4/23)
Under 30 Pct. Shooting	.284 (19-67), at Northwestern (1/1/23)
by Big Ten Opponent	.284 (19-67), at Northwestern (1/1/23)
Consecutive Opps. Under 30 Pct. Shooting	.275 (14-51) Western Carolina (11/21/16);
	.295 (18-61) Jackson State (11/23/16)
Under 20 Pct. Shooting	.185 (10-54) vs. La.-Monroe (12/27/13)
Under 20 Pct. Shooting/Half	.190 (4-21/2nd) IUPUI (1/18/22) OSU W 83-37

THREE-POINTERS

10 3-Pointers	12 (20), at Michigan State (3/4/23)
By Big Ten Opponent	12 (20), at Michigan State (3/4/23)
17 3-Pointers	17 (35), UMBC (12/29/07)
Most By Big Ten Opponent	16 (26), Purdue (2/7/98)
Zero 3-Pointers	0/13, Minnesota (12/2/18)
By Big Ten Opponent	0/13, Minnesota (12/2/18)

More 3s than 2s	13/12, vs. No. 1 Purdue (1/5/23)
Back to Back teams with more 3s than 2s	10/9 at No. 5 Louisville (12/2/14);
	11/7 vs. Colgate (12/6/14)
Equal 3s and 2s	12 each, vs. Northwestern (2/9/23)
Back to Back with 10+ 3-pointers	10 (31) at Michigan (2/4/20);
	12 (32) at Wisconsin (2/9/20)

Three-Point Attempts

40 or More Attempts	43 (13) Citadel (11/19/17)
30 or More Attempts	31 (13) vs. No. 1 Purdue (1/5/23)
By Big Ten Opponent	31 (13) vs. No. 1 Purdue (1/5/23)
10 or Fewer Attempts	9, Jackson State (11/18/11)
By Big Ten Opponent	5, Michigan State (2/15/11)

FREE THROWS

Team

25 Free Throws Made	27 (33), at Maryland (1/8/23)
By Big Ten Opponent	27 (33), at Maryland (1/8/23)
30 Free Throws	30 (37), Michigan State (1/5/19)
5 or Fewer Made Free Throws	5 (7), vs. Alabama A&M (12/29/22)
By Big Ten Opponent	5 (8), vs. Rutgers (12/8/22)
Perfect from Foul Line (at least 10 made)	11/11, Michigan (3/6/22)
0 Free Throws	0 (0) Wisconsin (1/29/13)

Attempts

5 or Fewer Free Throws Attempted	1 (1), vs. Michigan State (2/12/23)
By Big Ten Opponent	1 (1), vs. Michigan State (2/12/23)
10 or Fewer Free Throws Attempted	10 (8), vs. No. 1 Purdue (1/5/23)
By Big Ten Opponent	10 (8), vs. No. 1 Purdue (1/5/23)
30 Free Throws Attempted	33 (27), at Maryland (1/8/23)
By Big Ten Opponent	33 (27), at Maryland (1/8/23)
40 Free Throws Attempted	46, Wisconsin (2/6/02)
By Big Ten Opponent	46, Wisconsin (2/6/02)
0 free throws attempted	Wisconsin (1/29/13)

Individual

Perfect From Foul Line (min. 10 FTA)	10-10, Xavier Johnson, Indiana (2/21/22)
20 Free Throws	20 (22), Glenn Robinson, Purdue (2/23/94)
15 Free Throws	16 (18), Devin Harris, Wisconsin (2/14/04)

REBOUNDS

Team

50 Rebounds	53, vs. North Carolina (12/20/14)
15 or Fewer	14, Presbyterian (12/15/07)

Individual

15+ Rebounds	15, Armando Bacot, vs. North Carolina (12/17/22)
--------------	--

ASSISTS

Team

Five or Fewer Assists	4, vs. No. 21 Seton Hall (11/22/21)
-----------------------	-------------------------------------

Individual

10 Assists	13, Connor McCaffery, at Iowa (2/16/23)
By Big Ten Opponent	11, Alonzo Verge Jr., Nebraska (3/1/22)
15 Assists	15, Tony Miller, Marquette (12/12/93)

TURNOVERS

Team

Five or Fewer Turnovers	4, vs. Penn State (2/23/23)
By Big Ten Opponent	4, vs. Penn State (2/23/23)
25 Turnovers	25, Mercer (12/22/15)
By Big Ten Opponent	27, Nebraska (1/21/12)
30 Turnovers	33, Denver (12/7/00)

Individual

10 Turnovers	10, Corey Hemphill, Tennessee Tech (11/24/98)
--------------	---

STEALS

Team

10 or More	13, vs. No. 23 Florida (11/24/21)
By Big Ten Opponent	11, at Indiana (1/11/20)

Individual

5 Steals by a Player	5, Carlos Jurgens, Oral Roberts (3/19/21 ot)
5 Steals by 2 players	5, Jamari Wheeler, Josh Reaves, Penn State (2/7/19)

BLOCKS

10+ Team	12, Minnesota (1/8/17)
By Big Ten Opponent	12, Minnesota (1/8/17)
Zero Blocked Shots	vs. Wisconsin (2/2/23)
By Big Ten Opponent	vs. Wisconsin (2/2/23)
3 Consecutive Games 0 Blocks	Mercer, SCSU, Minnesota (2015-16)
4 Consecutive Games 0 Blocks	Mercer, SCSU, Minnesota, Illinois (2015-16)
Back-to-Back Big Ten games 0 blocks	Minnesota (12/30/15), Illinois (1/3/16)

THE LAST TIME AN OPPONENT...

Individual

5 Blocks 6, Clifford Omoruyi, at Rutgers (1/15/23)

PLAYER USAGE

Six Players Used Villanova (2/18/04)
Seven Players Used Northwestern (1/29/11)
Playing 40 Minutes (non-OT) Jamison Battle, at Minnesota (1/27/22)

FOULS

Three Players Fouled Out F. Howard, D. Marek, S. Bourama-Syracuse (11/28/18)
Four Players Fouled Out Ndour, J. Smith, R. Johnson, Setty, Hall-Ohio (11/12/13)
Five Players Fouled Out Ndour, J. Smith, R. Johnson, Setty, Hall-Ohio (11/12/13)

MARGIN OF VICTORY

30-Point Victory 86-51 (+35), at Purdue (3/2/19)
40-Point Victory 112-71 (+41), BYU (12/22/65)
By Big Ten Opponent 111-64 (+47), Illinois (2/10/56)

Halftime/Deficits

30-Point Lead at Halftime 48-18, Indiana (1/10/16)
20-Point Lead at Halftime 48-20, at Purdue (3/2/19)
By Big Ten Opponent 48-20, at Purdue (3/2/19)
Comeback Win down 10+ at half 12 (36-24) at Virginia (11/30/16) W 63-61
Comeback Win After Trailing by 10+ 14 (34-20), 1st 6:01, vs. North Carolina (12/17/22) W 89-84 (ot)
Trailed OSU by 40+ (any point) 40 (W 91-53), 1:42 (2) 91-51, vs. Robert Morris (11/7/22)
Trailed OSU by 45+ (any point) 46 (W 83-37), :20 (2) 83-37, vs. IUPUI (1/18/22)

MISCELLANEOUS-Ohio State

30+ Ohio State Bench Points 30, at Iowa (2/16/23)
by Opponent 33, vs. No. 6 Purdue (1/30/22)
40+ Bench Points 48, vs. St. Francis (12/3/22)
by Opponent 41, vs. San Diego State (11/22/22)
50+ Bench Points 53 vs. Purdue Fort Wayne (11/11/18)
60+ Points in the Paint 64 vs. Maine (12/21/22)
50+ Points in the Paint 50 vs. Iowa (1/21/23)
10+ lead any point (Holtmann era) 103-9
vs. Big Ten 58-6
OSU when down 10+ (Holtmann era) 12-54
vs. Big Ten 8-44
20+ lead any point (Holtmann era) 51-0
30+/40+ lead any point (Holtmann era) 26-0/8-0
20+ Made FTs, Both Teams OSU (22-30), Illinois (24-32)
Illinois (W, 91-88 ot 3/14/21)
10+ Players Score 12, vs. Alabama A&M (12/29/22)
10+ Offensive Rebounds-Ind. 11 (18 total), Jared Sullinger at NW (2/29/12)
10 (14 total), Terence Dials vs. UNH (12/28/04)
10 Steals and 10 Blocks 13/10 vs. Bryant (12/11/13)
10 Assists and 10 Blocks 17/11 vs. North Carolina (12/20/14)
vs. Big Ten 13/13 vs. Michigan (2/6/07)
10 Assists and 10 Steals 14/10 vs. Wisconsin (2/15/20)
vs. Big Ten 14/10 vs. Wisconsin (2/15/20)
10 Asts., 10 Steals, 10 Blocks 16/13/10 vs. Bryant (12/11/13)
20 Assists and 10 Blocks 22/11 vs. St. Francis, Pa. (11/28/09)
20 Assists and 10 Steals 22/12 vs. Indiana (3/14/19)
vs. Big Ten 22/12 vs. Indiana (3/14/19)
20 Asts., 10 Steals, 10 Blocks 22/12/11 vs. St. Francis, Pa. (11/28/09)
vs. Big Ten 35 (63-28) 15:31 (2) at Wisconsin (12/2/17)
25+ Rebound Margin 26, (48-22) at Minnesota (1/27/22)
25+Point Differential 1st to 2nd half +28, vs. Minnesota (2/22/14) 18 pts 1st, 46 pts 2nd
30+ FGs, 10+ 3s, 30 FTs in a game 31/14/30 vs. Penn State (12/7/19)
10 Players with 10+ mins in a game 10, vs. IUPUI (1/18/22)
10 Players with 2+ Rebs in a game 11 vs. Nebraska (12/30/20)
OSU more FT pts than 2-pt basket pts. 38 FTs (38-51), 13 2-pters (26 pts)
vs. Ohio (11/12/13)
OSU player more assists than opponent C.J. Walker (6) vs. SEMO (5) (12/17/19)
OSU player with assists equal to opponent Isaac Likekele (6) vs. Robert Morris (6) (11/7/22)
OSU player made 1st career FGA Roddy Gayle Jr. (3 pt) vs. Robert Morris (11/7/22)
OSU player 1st made career 3-pt FGA Felix Okpara vs. St. Francis (12/3/22)
OSU player outscored opp. in a half D. Thomas (18 pts) vs. Nebraska (17) (1/2/13) (1st)
OSU player ties opp in total rebounds Jared Sullinger (18 rebs.), NW 18 rebs. at NW (2/29/12)

OSU 0 bench points at Maryland (2/11/17)
OSU More TOs than FGs vs. Michigan State (2/11/12), 15 TOs, 14 FGs
OSU Win when trailing at 5:00 (2nd half) at Nebraska (1/2/22), -3 (65-62), W 87-79
OSU Loss when leading at 5:00 (2nd half) vs. No. 1 Purdue (1/5/23), +2 (63-61), L 84-89 (ot)
OSU started each half with a 12-0 run vs. La.-Monroe (12/27/13), 1st 12-0, 2nd 15-0
2 OSU players outscore opponent vs. La.-Monroe (12/27/13), 32 (Smith Jr.-17, Ross-15), ULM 31 (OSU W 71-31)

Back-to-Back Road Wins vs. AP Top 15 at No. 10 Wisconsin (W, 74-62) Jan. 23, 2021
at No. 8 Iowa (W, 88-85), Feb. 4, 2021

Back-to-Back Road Wins vs. AP Top 25 at No. 10 Wisconsin (W, 74-62) Jan. 23, 2021
at No. 8 Iowa (W, 88-85), Feb. 4, 2021

Back-to-Back Home Wins vs. AP Top 25 vs. No. 1 Duke (W, 71, 66, 11/30/21),
vs. No. 22 Wisconsin (W, 73-55, 12/11/21)

4-Consecutive Road Wins vs. AP Top 15 at No. 15 Rutgers (W, 79-68) Jan. 9, 2021
at No. 14 Illinois (W, 87-81) Jan. 16, 2021
at No. 10 Wisconsin (W, 74-62) Jan. 23, 2021
at No. 8 Iowa (W, 88-85), Feb. 4, 2021

5-Consecutive Road Wins in the Big Ten at No. 15 Rutgers (W, 79-68) Jan. 9, 2021
at No. 14 Illinois (W, 87-81) Jan. 16, 2021
at No. 10 Wisconsin (W, 74-62) Jan. 23, 2021
at No. 8 Iowa (W, 88-85), Feb. 4, 2021
at Maryland (W, 73-65), Feb. 8, 2021

Two 25-pt wins vs. Top 10 in a season vs. No. 10 Villanova (W, 76-51, 11/13/19);
at No. 7 North Carolina (W, 74-49, 12/4/19)

OSU went on 20-0 run vs. Illinois State (11/25/20) (22-0 in 1st half
over 13:36)

Held Opponent Scoreless for 10+ Mins 10:41 vs. Stetson (11/18/19) 16:37-5:57 of
1st half
vs. Big Ten 11:31 vs. Illinois (2/4/18), last 10:11 (1st),
1st 1:20 (2nd)

OSU with 0 Fast Break Points vs. Penn State (2/23/23)
OSU with 0 pts. off opp. Turnovers vs. Providence (11/17/16)
OSU Bench outscored Starters 40/25 vs. Eastern Illinois (11/16/22)
OSU Player was B1G POW E.J. Liddell (12/13/21)
OSU Player was B1G FOW Brice Sensabaugh (1/23/23)
OSU Player was both B1G POW and FOW D'Angelo Russell (1/26/15)

MISCELLANEOUS-Opponent

0 Pts off Turnovers La.-Monroe (12/27/13)
Big Ten Michigan State (3/16/13)
More TOs than FGs IUPUI (1/18/22), 21 TOs, 13 FGs
Big Ten Minnesota (2/20/13), 24 TOs, 14 FGs
2X more TOs than FGs Nebraska (1/21/12) 27 TOs, 13 FGs
Both Teams 0 bench points Ohio State at Illinois (1/10/12)
Both Teams 0 blocks Ohio State vs. Illinois (2/4/18)
0 Fast Break Pts. vs. No. 21 Maryland (3/1/23)
Both Teams 0 Fast Break Pts. vs. Penn State (2/23/23)
0 Bench Points Purdue (2/7/18)
More Bench Points than Starters IUPUI (1/18/22), 20 bench/17 starters)
No player with more than 2 FGs La.-Monroe (12/27/13)
Both an OSU an OPP player with 10+ assists 12, Shannon Scott (OSU); 10, Austin Williams, NC A&T (12/17/14)

GAME 32 -- AT BIG TEN TOURNAMENT



EXHIBITION GAME

NOVEMBER 1, 2022
CHAMINADE 57
OHIO STATE 101
Value City Arena (7,884)
Columbus, Ohio

CHAMINADE		FG	3FG	FT	O	D	T	PF	TP	A	T	BS	S	MP				
25	Ator	f	1	6	0	1	0	1	1	2	2	2	0	0	1	2	22	
34	Harris	f	4	8	1	5	0	0	2	2	4	1	9	0	1	1	18	
00	Olsen	g	5	12	2	5	0	0	1	5	6	1	12	2	3	0	26	
11	Reeves	g	3	12	1	6	2	2	3	2	5	1	9	1	1	0	27	
55	Amara-Arthare	g	4	16	2	7	2	3	2	2	4	0	12	1	1	0	29	
01	Driggs		1	4	0	1	0	0	1	2	3	0	2	0	1	0	15	
02	Brattain		1	6	0	3	1	2	0	3	3	3	3	0	2	0	19	
03	Bready		2	4	0	1	3	4	2	3	5	0	7	0	3	1	13	
04	Villa		0	4	0	3	0	0	0	0	0	0	0	1	0	0	11	
21	Renane		0	1	0	0	1	2	0	2	2	1	1	0	3	0	10	
22	Frawley		0	1	0	1	0	0	0	0	0	0	0	0	0	0	2	
24	Young		0	0	0	0	0	0	0	0	0	1	0	0	0	0	5	
33	Shackelford		0	2	0	0	0	0	0	1	1	0	0	0	0	0	3	
TEAM																		
Totals.....			21	76	6	33	9	13	16	25	41	10	57	5	15	3	6	200

OSU		FG	3FG	FT	O	D	T	PF	TP	A	T	BS	S	MP				
10	Sensabaugh	f	3	11	0	1	2	2	1	7	8	3	2	1	24			
23	Key	f	7	9	0	2	1	3	3	2	5	0	2	1	0	16		
02	Thornton	g	1	7	0	2	0	0	0	4	4	2	2	11	2	0	1	26
04	McNeil	g	3	7	3	5	0	0	0	4	4	0	9	2	1	0	0	23
13	Likekele	g	4	6	1	1	1	0	4	4	3	10	3	0	0	3	0	20
00	Holden		10	12	2	2	3	4	2	4	6	1	25	1	1	1	1	24
01	Gayle Jr.		6	7	2	2	0	0	0	2	2	2	14	3	1	1	2	20
15	Hardman		4	6	4	6	0	0	0	0	0	0	12	0	0	0	0	10
24	Etzler		0	3	0	2	0	0	0	0	0	1	0	0	1	0	0	7
34	Okpara		2	3	0	0	0	0	3	6	9	2	4	0	0	3	0	21
42	Baumann		1	1	0	0	0	0	0	1	1	0	2	0	0	0	0	3
44	Spencer		0	2	0	0	0	0	0	2	2	0	0	1	1	0	0	6
	TEAM																	
	Totals.....		41	74	12	23	7	10	9	40	49	12	101	24	11	7	8	200

	1st	2nd	Total	FG%	3pFG%	FT%
Chaminade	23	34	57	27.6	18.2	69.2
Ohio State	46	55	101	55.4	52.2	70.0

Officials: Michael Griffith, Bill Ek, Larry Scirotto

Points	In Paint	Off T/O	2nd Chance	Fast Break	Bench	Time In Lead	Largest Lead
Chaminade	22	13	15	7	13	1:53	3
Ohio State	54	15	10	18	57	36:44	47



GAME 1

NOVEMBER 7, 2022
ROBERT MORRIS 53
OHIO STATE 91
Value City Arena (9,141)
Columbus, Ohio

RMU (0-1)		FG	3FG	FT	O	D	T	PF	TP	A	T	BS	S	MP				
02	Spear	f	3	8	0	2	1	6	3	2	5	2	7	0	1	0	1	28
11	Walker	f	4	8	0	3	2	4	4	2	6	3	10	0	1	0	0	22
05	Cheeks	g	7	15	3	7	0	0	0	2	2	17	0	2	1	0	32	
12	Last	g	1	5	0	1	1	1	2	4	6	4	3	0	3	0	1	19
32	Corbin	g	1	12	0	6	0	0	0	0	0	1	2	2	0	0	0	35
01	Wainwright		1	5	1	3	2	2	0	1	1	5	0	1	0	0	0	15
13	Jeffries		0	0	0	0	0	0	0	1	1	0	0	0	0	0	0	2
20	Frascone		0	0	0	0	0	0	0	0	0	0	0	0	0	0	0	1
21	Mayers		1	2	0	0	3	4	1	1	2	2	5	2	1	0	1	19
22	Martina		0	2	0	1	0	0	0	0	0	1	0	0	0	0	0	5
23	Ford		1	3	0	0	0	0	0	1	1	0	2	2	1	0	1	17
24	O'Grady		1	2	0	0	0	0	0	0	0	0	2	0	0	0	0	2
31	Arvanitis		0	1	0	1	0	0	0	0	0	0	0	0	0	0	0	2
TEAM									3	3					1			
Totals.....			20	63	4	24	9	17	13	14	27	16	53	6	11	1	5	200

OSU (1-0)			FG	3FG	FT	O	D	T	PF	TP	A	T	BS	S	MP				
14	Sueing	f	8	14	2	3	2	4	1	1	2	0	20	2	2	1	1	23	24
23	Key	f	4	5	2	3	6	4	6	10	2	13	0	1	0	0	21		
02	Thornton	g	1	4	1	2	0	0	0	2	2	1	3	4	2	0	0	24	
04	McNeil	g	2	5	2	3	0	0	0	0	2	6	3	2	0	1	0	24	
13	Likekele	g	4	9	0	1	1	1	2	7	9	1	9	6	1	2	2	30	
00	Holden		5	5	1	1	1	1	1	2	3	1	12	0	1	0	0	18	
01	Gayle Jr.		3	5	1	2	0	0	0	1	2	3	2	7	3	1	0	15	
10	Sensabaugh		5	8	1	4	6	8	2	7	9	2	17	1	3	0	1	18	
15	Hardman		0	1	0	1	0	0	0	0	0	0	0	0	0	0	0	4	
24	Etzler		0	1	0	1	0	0	0	0	2	2	1	0	0	1	0	4	
34	Okpara		2	3	0	0	0	0	0	2	2	2	4	0	0	1	0	13	
42	Baumann		0	0	0	0	0	0	0	1	0	1	0	0	0	0	0	3	
44	Spencer		0	1	0	0	0	0	0	1	0	1	0	0	0	1	0	2	
	TEAM																		
	Totals.....		34	61	10	21	13	21	14	34	48	14	91	18	14	5	6	200	

	1st	2nd	Total	FG%	3pFG%	FT%
Robert Morris	28	25	53	31.7	16.7	52.9
Ohio State	42	49	91	55.7	47.6	61.9

Officials: Steve McJunkins, Luke Chittum, Courtney Green

Points	In Paint	Off T/O	2nd Chance	Fast Break	Bench	Time In Lead	Largest Lead
Robert Morris	22	11	7	0	14	2:01	2
Ohio State	44	11	16	11	40	37:04	40



GAME 2

NOVEMBER 10, 2022
CHARLESTON SO. 56
OHIO STATE 82
Value City Arena (8,409)
Columbus, Ohio

CSU (1-1)		FG	3FG	FT	O	D	T	PF	TP	A	T	BS	S	MP				
14 Kelly	f	4	7	0	0	3	6	2	3	5	1	11	1	2	1	0	27	
34 Faye	f	1	5	1	3	0	0	1	2	3	5	4	3	0	1	0	0	33
04 Bryan	g	1	6	0	2	0	0	3	2	5	0	2	0	2	0	1	0	25
13 Chavez	g	5	10	3	7	0	0	0	1	1	1	13	0	1	0	1	0	28
22 Johnson	g	1	11	0	2	2	2	0	3	3	3	4	2	1	0	0	0	23
12 Harris Jr.		6	16	0	4	0	0	0	1	1	2	12	3	1	1	0	0	29
21 Dodd		0	0	0	0	0	0	1	0	1	0	0	0	0	0	0	0	4
24 Duhart Jr.		2	5	0	1	0	0	3	1	4	0	4	0	0	0	0	1	16
55 Berry		2	5	1	3	2	2	1	3	4	2	7	0	1	0	0	1	15
TEAM																		
Totals.....		22	65	5	22	7	10	11	17	28	13	56	6	9	2	3	200	

OSU (2-0)		FG	3FG	FT	O	D	T	PF	TP	A	T	BS	S	MP			
14 Sueing	f	3	7	0	3	5	5	1	2	3	0	11	1	1	0	21	
23 Key	f	8	10	0	0	1	1	6	7	13	1	17	1	1	0	0	21
02 Thornton	g	2	3	0	1	4	4	0	0	0	0	8	2	1	0	0	23
04 McNeil	g	5	10	2	5	1	1	3	3	6	0	13	0	1	0	1	24
13 Likekele	g	2	4	0	0	0	1	1	4	5	1	4	4	1	0	0	21
00 Holden		0	2	0	1	2	2	0	5	5	3	2	2	4	0	0	19
01 Gayle Jr.		3	5	1	1	2	2	0	1	1	3	9	2	1	0	1	20
10 Sensabaugh		6	12	1	3	1	2	1	3	4	0	14	0	2	0	0	18
15 Hardman		0	0	0	0	0	0	0	0	0	0	0	0	0	0	0	4
24 Etzler		0	1	0	1	0	0	0	3	3	1	0	0	1	0	0	6
34 Okpara		1	4	0	0	0	0	1	3	4	2	2	0	0	1	1	19
44 Spencer		1	2	0	0	0	0	1	1	2	0	2	0	0	0	0	4
TEAM																	
Totals.....		31	60	4	15	16	18	14	33	47	11	82	11	14	2	2	200

	1st	2nd	Total	FG%	3pFG%	FT%
Charleston So.	22	34	56	33.8	22.7	70.0
Ohio State	46	36	82	51.7	26.7	88.9

Officials: Brian Dorsey, Michael Kitts Jr., Chad Barlow

	In Paint	Off T/O	2nd Chance	Fast Break	Bench	Time In Lead	Largest Lead
Points							
Charleston So.	20	10	6	0	23	:42	2
Ohio State	50	12	18	7	29	38:09	32

GAME 32 -- AT BIG TEN TOURNAMENT



GAME 6

NOVEMBER 23, 2022
21/20 TEXAS TECH 73
OHIO STATE 80
Lahaina Civic Center (2,400)
Lahaina, Hawaii

OSU (5-1)		FG	3FG	FT	O	D	T	PF	TP	A	T	BS	S	MP						
00	Obanor	f	7	12	2	4	3	3	1	3	4	3	19	0	4	0	2	35		
12	Batcho	f	7	10	1	1	6	7	3	3	6	4	21	2	2	0	1	34		
02	Isaacs	g	3	9	0	4	2	2	0	2	2	2	8	5	2	0	1	34		
20	Tyson	g	4	8	2	3	0	0	5	1	6	1	10	0	1	2	1	21		
23	Harmon	g	5	11	0	4	0	0	0	3	3	3	10	6	0	0	0	33		
01	Washington		0	0	0	0	0	0	0	0	0	1	0	1	0	0	0	9		
04	Jennings		0	1	0	0	0	0	0	1	1	2	0	0	0	0	0	7		
05	Allen		1	1	0	0	0	0	0	0	0	0	2	0	0	0	0	9		
22	Fisher		1	2	0	1	1	1	0	2	2	1	3	0	0	0	1	17		
24	Walton		0	1	0	1	0	0	1	1	1	0	0	0	0	0	0	7		
TEAM																		1		
Totals.....			28	55		5	18	12	13		9	16	25	18	73	14	10	2	6	200

TTU (4-2)		FG	3FG	FT	O	D	T	PF	TP	A	T	BS	S	MP				
14	Sueing	f	12	19	1	5	8	4	4	8	0	33	5	1	0	2	31	
23	Key	f	2	5	0	0	5	2	1	3	2	9	2	2	2	1	30	
02	Thornton	g	3	6	3	4	0	0	1	3	4	0	9	4	2	0	1	39
04	McNeil	g	3	10	2	7	5	0	1	1	4	13	0	3	0	0	31	
13	Likekele	g	2	3	0	0	0	1	1	2	3	4	3	0	0	2	31	
00	Holden		0	1	0	0	0	0	2	2	0	0	0	0	0	0	9	
01	Gayle Jr.		0	1	0	1	0	0	0	1	1	0	0	0	0	0	7	
10	Sensabaugh		4	6	2	3	0	0	0	0	0	2	10	1	1	0	12	
34	Okpara		1	1	0	0	0	0	0	3	3	1	2	0	1	0	10	
	TEAM																1	
Totals.....			27	52	8	20	18	18	9	17	26	13	80	15	10	2	6	200

	1st	2nd	Total	FG%	3pFG%	FT%
Texas Tech	37	36	73	50.9	27.8	92.3
Ohio State	41	39	80	51.9	40.0	100.0

Officials: Randy Richardson, Rob Riley, Paul Szelc

Points	In Paint	Off T/O	2nd Chance	Fast Break	Bench	Time In Lead	Largest Lead
Texas Tech	34	9	18	2	5	1:49	3
Ohio State	28	11	17	10	12	37:03	13



GAME 7

NOVEMBER 30, 2022
#25/25 OHIO STATE 72
#17/16 DUKE 81
Cameron Indoor Stadium (9,314)
Durham, N.C.

OSU (5-2)		FG	3FG	FT	O	D	T	PF	TP	A	T	BS	S	MP		
14	Sueing	f	4	10	0	1	4	3	2	5	12	1	3	0	26	
23	Key	f	7	9	0	1	7	8	4	4	8	1	3	3	1	33
02	Thornton	g	5	8	1	2	0	0	0	1	11	2	4	0	1	36
04	McNeil	g	5	13	2	7	2	2	1	2	3	1	14	1	0	35
13	Likelele	g	2	3	0	1	1	4	1	6	7	5	5	1	0	25
00	Holden	0	1	0	0	0	0	0	0	0	1	0	0	0	0	15
01	Gayle Jr.	1	4	0	1	1	2	0	2	2	3	0	1	0	0	9
10	Sensabaugh	2	6	0	0	0	0	0	1	1	5	4	0	3	1	14
34	Okpara	0	1	0	0	2	2	2	4	1	2	0	1	0	0	7
TEAM							1	1								
Totals.....		26	55	3	13	17	22	12	19	31	25	72	6	16	4	200

DUKE (7-2)		f	1	3	1	2	0	0	0	2	2	2	F	3	1	2	0	0	16
25 Mitchell	f	4	5	0	0	3	3	3	3	5	4	11	1	2	0	1	1	1	18
01 Lively II	c	4	5	0	0	4	6	3	4	7	4	16	2	2	0	3	30		
30 Filipowski	c	6	11	0	0	4	6	3	4	7	4	16	2	2	0	3	30		
03 Roach	g	3	9	0	3	7	9	0	3	3	2	13	5	3	0	1	33		
05 Proctor	g	2	8	2	3	6	6	1	2	3	1	12	1	0	0	0	27		
00 Whitehead		2	5	1	1	0	0	0	2	0	2	1	5	0	1	0	0	13	
02 Blakes		1	5	0	2	0	0	0	0	1	1	2	4	0	0	2	0	15	
13 Grandison		3	5	1	2	2	2	1	3	4	2	9	0	2	0	2	26		
15 Young		3	4	0	0	4	4	3	2	5	3	10	2	2	0	0	22		
TEAM																		1	
Totals.....		25	55	5	13	26	30	13	21	34	20	81	16	13	2	9	200		

	1st	2nd	Total	FG%	3pFG%	FT%
Ohio State	29	43	72	47.3	23.1	77.3
Duke	39	42	81	45.5	38.5	86.7

Officials: Pat Driscoll, Ron Groover, Roger Ayers

Points	In Paint	Off T/O	2nd Chance	Fast Break	Bench	Time In Lead	Largest Lead
Ohio State	36	19	14	16	9	8:12	6
Duke	36	20	8	14	26	30:06	13



GAME 8

DECEMBER 3, 2022
ST. FRANCIS 59
#25/25 OHIO STATE 96
Value City Arena (10,398)
Columbus, Ohio

SFU (2-7)		FG	3FG	FT	O	D	T	PF	TP	A	T	BS	S	MP
13	Hargis	f	0	2	0	1	0	0	0	0	0	0	0	0
33	Cohen	f	8	16	0	2	4	3	7	10	3	18	3	1
00	Gregory	g	6	11	3	4	0	0	1	1	0	15	3	1
11	Land	g	6	14	2	7	0	0	0	4	4	3	14	1
14	Moore	g	1	6	0	3	2	2	0	2	2	1	4	5
03	Ruggery		0	0	0	0	0	0	1	1	0	0	0	1
20	Scanlon		0	1	0	0	0	0	0	0	0	0	0	1
21	Liberis		0	0	0	0	0	0	0	0	0	0	0	1
23	Sanon		2	5	0	0	1	1	2	1	3	5	2	0
31	McCabe		1	4	1	4	0	0	3	3	3	5	3	0
	TEAM													1
Totals.....			24	59	6	19	5	7	5	20	25	17	59	14
														11
														2
														200

OSU (6-2)		FG	3FG	FT	O	D	T	PF	TP	A	T	BS	S	MP			
14 Sueing	f	2	7	1	3	0	5	5	1	6	3	0	0	18			
23 Key	f	5	5	0	1	2	3	2	5	1	11	1	1	22			
02 Thornton	g	5	10	3	5	0	0	2	2	0	13	2	0	26			
04 McNeil	g	4	7	2	4	0	0	1	1	0	10	4	0	20			
13 Likekele	g	4	6	0	0	0	2	3	5	1	8	3	1	25			
00 Holden		2	5	0	0	4	6	3	2	5	0	8	0	10	17		
01 Gayle Jr.		5	6	2	2	0	0	2	2	2	12	3	1	1	22		
10 Sensabaugh		4	10	3	6	4	4	0	2	2	3	15	2	1	19		
15 Hardman		0	1	0	1	0	0	0	0	0	0	0	0	0	3		
24 Etzler		1	1	1	0	0	0	2	2	1	3	1	0	0	8		
34 Okpara		3	7	1	1	3	6	6	12	1	10	1	1	1	26		
42 Baumann		0	1	0	0	0	0	1	1	0	0	0	1	0	2		
44 Spencer		0	3	0	0	0	0	3	1	4	0	0	0	0	2		
TEAM															1		
Totals.....		35	69	13	23	13	18	17	30	47	10	96	20	7	5	3	200

	1st	2nd	Total	FG%	3pFG%	FT%
St. Francis	36	23	59	40.7	31.6	71.4
Ohio State	44	52	96	50.7	56.5	72.2

Officials: John Floyd, Lewis Garrison, Rob Riley Sr.

Points	In Paint	Off T/O	2nd Chance	Fast Break	Bench	Time In Lead	Largest Lead
St. Francis	28	2	4	6	8	--	--
Ohio State	36	12	17	3	48	39:27	39



GAME 9

DECEMBER 8, 2022
RUTGERS 66
#25/23 OHIO STATE 67
Value City Arena (14,042)
Columbus, Ohio

RUT (6-3, 1-1)		FG	3FG	FT	O	D	T	PF	TP	A	T	BS	S	MP				
03	Mag	f	1	4	1	3	0	0	1	5	6	4	3	4	1	1	0	27
05	Hyatt	f	6	12	1	4	0	0	1	1	2	2	13	0	1	1	1	28
11	Omoruyi	c	7	10	0	1	2	4	2	6	8	4	16	0	4	2	0	29
10	Spencer	g	5	8	1	2	0	0	0	1	1	1	11	5	1	0	2	30
22	McConnell	g	2	6	0	2	1	2	1	2	3	2	5	2	2	0	1	36
00	Simpson		2	4	0	0	0	0	0	0	0	1	4	1	0	0	0	13
04	Mulcahy		3	6	1	2	2	2	0	4	4	2	9	2	4	0	3	27
13	Woolfolk		1	1	0	0	0	0	1	1	2	2	0	0	0	0	7	
21	Reiber		1	3	1	3	0	0	0	0	1	3	0	0	0	0	3	
TEAM									1	1	2	2						
Totals.....			28	54	5	17	5	8	6	21	27	19	66	14	13	4	7	200

GAME 32 -- AT BIG TEN TOURNAMENT



GAME 12	
DECEMBER 29, 2022	
ALABAMA A&M	59
OHIO STATE	90
Value City Arena (14,521)	
Columbus, Ohio	

AA&M (4-9)																					
		FG	3FG	FT	O	D	T	PF	TP	A	T	BS	S	MP							
11	Harvell	f	1	2	0	0	0	0	3	3	2	2	0	1	0	0	13				
33	Blaise Akonobi	c	3	7	0	0	0	0	1	2	3	2	6	0	3	0	16				
01	Thompson	g	3	10	2	4	0	0	0	1	1	1	8	4	0	0	28				
10	Hicks	g	5	10	1	3	0	0	2	4	6	0	11	4	0	0	30				
15	Smith	g	1	4	1	3	1	2	0	0	0	1	4	0	0	0	17				
00	Randall		1	2	0	1	2	2	0	2	2	0	4	0	0	0	7				
02	Peek		3	5	0	0	1	1	0	1	1	4	7	1	0	0	14				
03	Tucker		0	3	0	1	0	0	0	0	0	0	1	3	0	1	13				
12	Powell		2	4	1	1	0	0	3	2	5	3	5	1	2	0	17				
23	Brewer		0	3	0	2	0	0	1	2	3	2	0	1	2	0	8				
22	Downey		2	3	1	1	2	0	0	0	3	6	0	1	0	0	8				
24	Lee		0	2	0	1	0	0	0	0	0	1	0	0	0	0	7				
30	Tavares de B		0	1	0	0	0	0	0	0	0	2	0	0	1	0	7				
34	Williams		3	6	0	0	0	0	1	3	4	3	6	2	1	0	15				
TEAM																					
Totals.....			24	62		6	18		5	7		9	21	30	24	59	12	17	1	4	200

OSU (9-3)																																																																																																																																																																																																																																																																																																																																																																																																																																																																																																																																																																																																																																																																																																																																																																																																																																																																																																																																																																																																																																																																																																																																																																																																																																																																																																																																																																																																																																																																																																																																																																																		
-----------	--	--	--	--	--	--	--	--	--	--	--	--	--	--	--	--	--	--	--	--	--	--	--	--	--	--	--	--	--	--	--	--	--	--	--	--	--	--	--	--	--	--	--	--	--	--	--	--	--	--	--	--	--	--	--	--	--	--	--	--	--	--	--	--	--	--	--	--	--	--	--	--	--	--	--	--	--	--	--	--	--	--	--	--	--	--	--	--	--	--	--	--	--	--	--	--	--	--	--	--	--	--	--	--	--	--	--	--	--	--	--	--	--	--	--	--	--	--	--	--	--	--	--	--	--	--	--	--	--	--	--	--	--	--	--	--	--	--	--	--	--	--	--	--	--	--	--	--	--	--	--	--	--	--	--	--	--	--	--	--	--	--	--	--	--	--	--	--	--	--	--	--	--	--	--	--	--	--	--	--	--	--	--	--	--	--	--	--	--	--	--	--	--	--	--	--	--	--	--	--	--	--	--	--	--	--	--	--	--	--	--	--	--	--	--	--	--	--	--	--	--	--	--	--	--	--	--	--	--	--	--	--	--	--	--	--	--	--	--	--	--	--	--	--	--	--	--	--	--	--	--	--	--	--	--	--	--	--	--	--	--	--	--	--	--	--	--	--	--	--	--	--	--	--	--	--	--	--	--	--	--	--	--	--	--	--	--	--	--	--	--	--	--	--	--	--	--	--	--	--	--	--	--	--	--	--	--	--	--	--	--	--	--	--	--	--	--	--	--	--	--	--	--	--	--	--	--	--	--	--	--	--	--	--	--	--	--	--	--	--	--	--	--	--	--	--	--	--	--	--	--	--	--	--	--	--	--	--	--	--	--	--	--	--	--	--	--	--	--	--	--	--	--	--	--	--	--	--	--	--	--	--	--	--	--	--	--	--	--	--	--	--	--	--	--	--	--	--	--	--	--	--	--	--	--	--	--	--	--	--	--	--	--	--	--	--	--	--	--	--	--	--	--	--	--	--	--	--	--	--	--	--	--	--	--	--	--	--	--	--	--	--	--	--	--	--	--	--	--	--	--	--	--	--	--	--	--	--	--	--	--	--	--	--	--	--	--	--	--	--	--	--	--	--	--	--	--	--	--	--	--	--	--	--	--	--	--	--	--	--	--	--	--	--	--	--	--	--	--	--	--	--	--	--	--	--	--	--	--	--	--	--	--	--	--	--	--	--	--	--	--	--	--	--	--	--	--	--	--	--	--	--	--	--	--	--	--	--	--	--	--	--	--	--	--	--	--	--	--	--	--	--	--	--	--	--	--	--	--	--	--	--	--	--	--	--	--	--	--	--	--	--	--	--	--	--	--	--	--	--	--	--	--	--	--	--	--	--	--	--	--	--	--	--	--	--	--	--	--	--	--	--	--	--	--	--	--	--	--	--	--	--	--	--	--	--	--	--	--	--	--	--	--	--	--	--	--	--	--	--	--	--	--	--	--	--	--	--	--	--	--	--	--	--	--	--	--	--	--	--	--	--	--	--	--	--	--	--	--	--	--	--	--	--	--	--	--	--	--	--	--	--	--	--	--	--	--	--	--	--	--	--	--	--	--	--	--	--	--	--	--	--	--	--	--	--	--	--	--	--	--	--	--	--	--	--	--	--	--	--	--	--	--	--	--	--	--	--	--	--	--	--	--	--	--	--	--	--	--	--	--	--	--	--	--	--	--	--	--	--	--	--	--	--	--	--	--	--	--	--	--	--	--	--	--	--	--	--	--	--	--	--	--	--	--	--	--	--	--	--	--	--	--	--	--	--	--	--	--	--	--	--	--	--	--	--	--	--	--	--	--	--	--	--	--	--	--	--	--	--	--	--	--	--	--	--	--	--	--	--	--	--	--	--	--	--	--	--	--	--	--	--	--	--	--	--	--	--	--	--	--	--	--	--	--	--	--	--	--	--	--	--	--	--	--	--	--	--	--	--	--	--	--	--	--	--	--	--	--	--	--	--	--	--	--	--	--	--	--	--	--	--	--	--	--	--	--	--	--	--	--	--	--	--	--	--	--	--	--	--	--	--	--	--	--	--	--	--	--	--	--	--	--	--	--	--	--	--	--	--	--	--	--	--	--	--	--	--	--	--	--	--	--	--	--	--	--	--	--	--	--	--	--	--	--	--	--	--	--	--	--	--	--	--	--	--	--	--	--	--	--	--	--	--	--	--	--	--	--	--	--	--	--	--	--	--	--	--	--	--	--	--	--	--	--	--	--	--	--	--	--	--	--	--	--	--	--	--	--	--	--	--	--	--	--	--	--	--	--	--	--	--	--	--	--	--	--	--	--	--	--	--	--	--	--	--	--	--	--	--	--	--	--	--	--	--	--	--	--	--	--	--	--	--	--	--	--	--	--	--	--	--	--	--	--	--	--	--	--	--	--	--	--	--	--	--	--	--	--	--	--	--	--	--	--	--	--	--	--	--	--	--	--	--	--	--	--	--	--	--	--	--	--	--	--	--	--	--	--	--	--	--	--	--	--	--	--	--	--	--	--	--	--	--	--	--	--	--	--	--	--	--	--	--	--	--	--	--	--	--	--	--	--	--	--	--	--	--	--	--	--	--	--	--	--	--	--	--	--	--	--	--	--	--	--	--	--	--	--	--	--	--	--	--	--	--	--	--	--	--	--	--	--	--	--	--	--	--	--	--	--	--	--	--	--	--	--	--	--	--	--	--	--	--	--	--	--	--	--	--	--	--	--	--	--	--	--	--	--	--	--	--	--	--	--	--	--	--	--	--	--	--	--	--	--	--	--	--	--	--	--	--	--	--	--	--	--	--	--	--	--	--	--	--	--	--	--	--	--	--	--	--	--	--	--	--	--	--	--	--	--	--	--	--	--	--	--	--	--	--	--	--	--	--	--	--	--	--	--	--	--	--	--	--	--	--	--	--	--	--	--	--	--	--	--	--	--	--	--	--	--	--	--	--	--	--	--	--	--	--	--	--	--	--	--	--	--	--	--	--	--	--	--	--	--	--	--	--	--	--	--	--	--	--	--	--	--	--	--	--	--	--	--	--	--	--	--	--	--	--	--	--	--	--	--	--	--	--	--	--	--	--	--	--	--	--	--	--	--	--	--	--	--	--	--	--	--	--	--	--	--	--	--	--	--	--	--	--	--	--	--	--	--	--	--	--	--	--	--	--	--	--	--	--	--	--	--	--	--	--	--	--	--	--	--	--	--	--	--	--	--	--	--	--	--	--	--	--	--	--	--	--	--	--	--	--	--	--	--	--	--	--	--	--	--	--	--	--	--	--	--	--	--	--	--	--	--	--	--	--	--	--	--	--	--	--	--	--	--	--	--	--	--	--	--	--	--	--	--	--	--	--	--	--	--	--	--	--	--	--	--	--	--	--	--	--	--	--	--	--	--	--	--	--	--	--	--	--	--	--	--	--	--	--	--	--	--	--	--	--	--	--	--	--	--	--	--	--	--	--	--	--

	1st	2nd	Total	FG%	3pFG%	FT%
Alabama A&M	33	26	59	38.7	33.3	71.4
Ohio State	36	54	90	52.5	36.0	58.6

Officials: Chad Barlow, Owen Shortt, Bill Ek

Points	In Paint	Off T/O	2nd Chance	Fast Break	Bench	Time In Lead	Largest Lead
Alabama A&M	30	6	11	9	28	:48	2
Ohio State	32	13	17	10	21	37:15	31



GAME 13	
JANUARY 1, 2023	
OHIO STATE	73
NORTHWESTERN	57
Welsh-Ryan Arena (4,372)	
Evanston, Ill.	

OSU (10-3, 2-0)																		
		FG	3FG	FT	O	D	T	PF	TP	A	T	BS	S	MP				
10	Sensabaugh	f	7	13	2	5	2	2	3	5	8	3	18	0	2	2	0	25
14	Sueing	f	4	8	0	0	5	9	2	4	6	3	13	5	3	1	0	33
23	Key	f	4	8	0	1	3	4	1	10	11	3	11	0	2	2	2	29
02	Thornton	g	2	8	0	1	2	2	0	4	4	1	6	6	1	0	0	28
04	McNeil	g	5	8	3	5	2	2	0	2	2	0	15	2	0	0	1	32
00	Holden		3	5	1	2	1	1	0	0	0	3	8	0	1	0	0	13
01	Gayle Jr.		0	3	0	1	0	0	4	4	0	0	0	0	0	0	0	7
03	Brown III		1	1	0	0	0	0	0	0	0	0	2	0	0	0	1	5
13	Likekele		0	2	0	0	0	0	1	3	4	0	0	2	3	0	1	16
34	Okpara		0	0	0	0	0	0	3	3	0	0	0	0	2	0	12	
	TEAM																	
Totals.....			26	56	6	15	15	20	10	36	46	13	73	15	12	7	5	200

NW (10-3, 1-1)																		
		FG	3FG	FT	O	D	T	PF	TP	A	T	BS	S	MP				
31	Beran	f	1	7	0	2	4	4	3	3	6	2	6	1	1	2	0	25
34	Nicholson	c	0	7	0	0	4	8	5	13	4	0	1	1	2	0	21	
00	Buie	g	3	15	3	10	1	2	0	3	3	1	10	3	1	0	1	35
01	Audige	g	6	17	2	9	2	4	0	2	2	2	16	2	1	0	1	36
03	Berry	g	4	11	2	7	1	1	0	1	1	0	11	0	1	0	1	22
05	Roper II		2	5	2	3	0	0	0	0	0	1	6	1	1	0	1	24
10	Verhoeven		1	2	0	0	0	0	0	0	0	4	2	2	0	0	0	19
13	Barnhizer		2	3	0	0	2	2	1	8	9	2	6	1	1	1	1	18
	TEAM																	
	TEAM																	
	TEAM																	
	TEAM																	
	TEAM																	
	TEAM																	
	TEAM																	
	TEAM																	
	TEAM																	
	TEAM																	
	TEAM																	
	TEAM																	
	TEAM																	
	TEAM																	
	TEAM																	
	TEAM																	
	TEAM																	
	TEAM																	
	TEAM																	
	TEAM																	
	TEAM																	
	TEAM																	
	TEAM																	
	TEAM																	
	TEAM																	
	TEAM																	
	TEAM																	
	TEAM																	
	TEAM																	
	TEAM																	
	TEAM																	
	TEAM																	
	TEAM																	
	TEAM																	
	TEAM																	
	TEAM																	
	TEAM																	
	TEAM																	
	TEAM																	
	TEAM																	
	TEAM																	
	TEAM																	
	TEAM																	
	TEAM																	
	TEAM																	
	TEAM																	
	TEAM																	
	TEAM																	
	TEAM																	
	TEAM																	
	TEAM																	
	TEAM																	
	TEAM																	
	TEAM																	
	TEAM																	
	TEAM																	
	TEAM																	
	TEAM																	
	TEAM																	
	TEAM																	

	1st	2nd	Total	FG%	3pFG%	FT%
Ohio State	35	38	73	46.4	40.0	75.0
Northwestern	17	40	57	28.4	29.0	58.8

Officials: Doug Simmons, Larry Scirotto, Kelly Pfeifer

Points	In Paint	Off T/O	2nd Chance	Fast Break	Bench	Time In Lead	Largest Lead
Ohio State	32	9	11	7	10	39:09	28
Northwestern	14	7	6	6	14	--	--



GAME 14		
JANUARY 5, 2023		
#1/1	PURDUE	71
#24/23	OHIO STATE	69
Value City Arena (17,227)		
Columbus, Ohio		

PUR (14-1, 3-1)																		
		FG	3FG	FT	O	D	T	PF	TP	A	T	BS	S	MP				
01	Furst	f	1	4	0	1	1	2	5	2	7	1	3	1	0	0	0	16
15	Edey	c	6	11	0	4	4	4	7	11	1	16	4	3	0	0	32	
02	Loyer	g	4	12	3	6	0	0	0	2	2	1	11	1	4	0	0	25
03	Smith	g	6	10	3	6	1	2	1	3	4	1	16	6	1	0	2	38
25	Morton	g	3	8	2	7	2	2	1	3	4	0	10	1	4	0	2	34
00	Gillis		2	7	2	7	0	0	0	3	3	3	6	0	0	0	0	24
04	Kaufman-Renn		0	1	0	1	0	0	1	0	1	0	0	0	1	0	0	8
05	Newman		0	1	0	0	0	0	0	0	0	0	0	0	1	0	0	4
14	Jenkins Jr.		3	4	3	3	0	0	0	0	0	0	9	2	0	0	0	19
	TEAM																	
	Totals.....		25	58	13	31	8	10	16	21	37	9	71	15	14	0	4	200

OSU (10-4, 2-1)																		
		FG	3FG	FT	O	D	T	PF	TP	A	T	BS	S	MP				
10	Sensabaugh	f	10	17	0	2	1	1	2	3	5	2	21	1	3	1	2	36
14	Sueing	f	6	11	2	3	1	2	2	2	4	2	15	2	2	0	0	32
23	Key	f	0	0	0	0	0	0	0	0	0	0	0	0	0	0	0	4
02	Thornton	g	2	8	2	3	2	2	0	5	5	1	8	3	2	0	2	27
04	McNeil	g	3	5	1	3	0	0	1	1	0	7	0	0	0	1	26	
00	Holden		2	3	0	0	0	0	2	2	2	4	2	0	0	0	1	30
01	Gayle Jr.		2	4	0	1	0	0	0	0	0	1	4	1	0	0	2	15
03	Brown III		1	2	1	2	0	0	1	1	2	1	3	0	0	0	0	6
13	Likekele		1	3	0	0	0	0	1	1	2	2	2	0	0	0	1	10
34	Okpara		2	5	0	0	1	2	3	2	5	2	5	2	0	3	0	33
	TEAM																	
	TOTALS.....		29	58	6	14	5	7	9	18	27	13	69	11	7	4	8	200

GAME 32 -- AT BIG TEN TOURNAMENT



GAME 24

FEBRUARY 9, 2023
NORTHWESTERN 69
OHIO STATE 63
Value City Arena (12,305)
Columbus, Ohio

NW (17-7, 8-5)		FG	3FG	FT	O	D	T	PF	TP	A	T	BS	S	MP					
31	Beran	f	3	7	2	5	0	0	4	4	2	8	2	0	0	27			
34	Nicholson	c	2	2	0	0	0	0	3	3	2	4	2	1	0	0			
00	Buie	g	6	10	2	3	5	6	1	1	2	1	19	5	4	0	1	36	
01	Audige	g	3	12	3	7	3	5	1	2	3	3	12	4	2	1	2	38	
03	Berry	g	1	7	1	6	0	0	0	2	2	3	3	3	0	1	0	2	19
02	Martinelli		2	4	0	1	0	0	0	0	0	1	4	1	1	0	0	0	14
10	Verhoeven		0	0	0	0	0	0	0	3	3	2	0	1	1	0	1	0	21
13	Barnhizer		7	10	4	7	1	2	3	1	4	3	19	0	0	0	0	0	27
TEAM									1	2	3								
Totals.....			24	52	12	29	9	13	6	18	24	17	69	15	10	1	6	200	

OSU (11-13, 3-10)		FG	3FG	FT	O	D	PF	TP	A	T	BS	S	MP				
14 Sueing	f	7	11	0	3	5	7	2	19	2	3	0	0	35			
23 Key	f	3	5	0	2	3	4	6	10	4	8	2	1	1	0	28	
02 Thornton	g	5	9	0	3	2	2	0	2	3	12	3	0	0	0	35	
04 McNeil	g	3	9	1	4	1	2	1	2	0	8	0	4	0	0	36	
13 Likelele	g	1	2	0	2	6	0	7	7	3	4	2	1	0	1	28	
00 Holden		1	1	0	0	0	0	1	1	0	2	0	0	0	0	6	
01 Gayle Jr.		1	1	0	0	0	0	0	0	1	2	0	0	0	0	4	
10 Sensabaugh		1	8	0	4	2	2	1	0	3	4	1	4	0	2	16	
34 Okpara		2	2	0	0	0	1	1	2	0	4	0	1	0	0	12	
TEAM											1						
Totals.....		24	48	1	14	14	22	10	25	35	16	63	10	15	1	3	200

	1st	2nd	Total	FG%	3pFG%	FT%
Northwestern	28	41	69	46.2	41.4	69.2
Ohio State	27	36	63	50.0	7.1	63.6

Officials: LaMar Simpson, Keith Kimble, Bert Smith

Points	In Paint	Off T/O	2nd Chance	Fast Break	Bench	In Lead	Largest Lead
Northwestern	20	16	9	0	23	15:51	9
Ohio State	34	7	7	1	12	16:58	6



GAME 25

FEBRUARY 12, 2023
MICHIGAN STATE 62
OHIO STATE 41
Value City Arena (15,110)
Columbus, Ohio

MSU (16-9, 8-6)		FG	3FG	FT	O	D	T	PF	TP	A	T	BS	S	MP			
10 Hauser	f	8	13	6	9	0	0	1	7	8	1	22	2	0	1	0	35
22 Sissoko	c	1	3	0	0	0	0	3	1	4	3	2	1	3	1	0	16
02 Walker	g	5	9	0	2	0	0	1	2	3	2	10	3	2	0	2	34
03 Akins	g	4	11	0	6	0	0	2	7	9	0	8	0	1	0	1	25
11 Hoggard	g	3	8	0	1	0	0	0	2	2	2	6	5	1	0	1	25
00 Kohler		3	3	0	0	0	0	0	1	1	1	6	0	2	0	0	13
01 Brooks		0	3	0	2	0	0	1	1	2	1	0	0	0	0	0	13
05 Holloman		0	0	0	0	0	0	0	0	0	0	0	1	0	0	0	2
13 Izzo		0	1	0	0	0	0	0	0	0	0	0	0	0	0	0	1
14 Smith		0	1	0	1	0	0	0	0	0	0	0	0	0	0	0	1
15 Cooper		2	2	0	0	1	1	0	1	1	1	5	1	0	0	0	6
20 Sanders		0	0	0	0	0	0	0	0	0	0	0	0	0	0	0	1
25 Hall		1	5	1	1	0	0	2	4	6	1	3	3	0	0	0	27
43 Whitens		0	0	0	0	0	0	1	0	1	0	0	0	0	0	0	1
TEAM								1	4	5		1					
Totals.....		27	59	7	22	1	1	12	30	42	12	62	15	11	2	4	200

OSU (11-14, 3-11)		FG	3FG	FT	O	D	T	PF	TP	A	T	BS	S	MP			
10 Sensabaugh	f	3	14	1	2	0	0	0	2	8	0	3	0	26			
14 Sueing	f	2	11	0	0	1	5	6	2	5	1	2	0	31			
23 Key	f	2	4	0	0	0	5	3	3	4	0	3	0	20			
01 Gayle Jr.	g	2	6	1	3	0	1	1	2	0	5	2	1	1	27		
02 Thornton	g	4	9	1	4	0	0	5	5	0	9	2	1	0	38		
00 Holden		0	0	0	0	0	0	0	0	0	0	0	0	4			
03 Brown III		0	1	0	1	0	0	0	0	0	0	0	0	6			
04 McNeil		4	13	2	8	0	0	2	2	0	10	0	0	1	26		
13 Likelele		0	0	0	0	0	1	1	0	0	0	0	0	1	6		
34 Okpara		0	2	0	0	0	4	2	6	0	0	0	1	1	16		
TEAM						3	3				1						
Totals.....		17	60	6	29	1	2	14	19	33	7	41	5	11	2	6	200

	1st	2nd	Total	FG%	3pFG%	FT%
Michigan State	27	35	62	45.8	31.8	100.0
Ohio State	14	27	41	28.3	20.7	50.0

Officials: Terry Oglesby, Kelly Pfeifer, Kipp Kissingner

Points	In Paint	Off T/O	2nd Chance	Fast Break	Bench	In Lead	Largest Lead
Michigan State	26	14	12	4	14	31:43	23
Ohio State	12	6	9	0	10	5:02	3



GAME 26

FEBRUARY 16, 2023
OHIO STATE 75
IOWA 92
Carver-Hawkeye Arena (13,257)
Iowa City, Iowa

OSU (11-15, 3-12)		FG	3FG	FT	O	D	T	PF	TP	A	T	BS	S	MP			
10 Sensabaugh	f	6	11	2	4	2	2	1	2	3	6	0	1	24			
14 Sueing	f	2	5	0	1	4	4	0	4	4	2	8	0	1	28		
23 Key	f	2	5	0	0	0	0	1	1	3	4	1	1	10	13		
01 Gayle Jr.	g	3	4	0	0	0	1	1	2	1	6	0	2	2	25		
02 Thornton	g	3	5	2	4	3	3	0	2	2	2	11	2	2	0	25	
00 Holden		2	3	0	1	0	0	1	1	0	4	1	0	1	0	12	
03 Brown III		0	0	0	0	0	0	1	1	0	0	0	0	0	0	9	
04 McNeil		7	7	4	4	2	2	0	0	0	0	20	0	1	0	1	24
13 Likekele		2	7	0	1	0	0	0	3	3	2	4	4	0	0	0	26
34 Okpara		1	2	0	0	0	0	0	3	3	3	2	0	1	0	0	14
TEAM									2	2							
Totals.....		28	49	8	15	11	11	2	20	22	15	75	11	14	3	3	200

IOWA (17-9, 9-6)		FG	3FG	FT	O	D	T	PF	TP	A	T	BS	S	MP				
00	Rebraca	f	5	7	0	0	0	0	2	2	3	10	2	1	1	0	17	
24	Murray	f	8	13	3	6	1	2	3	5	2	20	1	3	2	2	38	
01	Ulis	g	4	7	1	3	3	3	0	0	0	1	12	1	1	0	23	
11	Perkins	g	11	16	2	3	0	1	1	1	2	2	24	3	1	0	36	
30	McCaffery	g	2	4	1	3	2	2	0	6	6	2	7	13	0	0	36	
04	Dix	g	0	1	0	1	0	0	1	1	0	0	1	0	0	0	5	
05	Bowen	g	0	0	0	0	0	0	0	0	0	0	0	0	0	0	1	
20	Sandfort	g	4	9	2	6	0	0	2	3	5	0	10	1	1	0	24	
22	McCaffery	g	3	8	1	5	2	2	3	2	5	0	9	1	0	0	1	20
TEAM										2	2		4					
Totals.....			37	65	10	27	8	11	11	19	30	10	92	23	7	3	7	200

	1st	2nd	Total	FG%	3pFG%	FT%
Ohio State	36	39	75	57.1	53.3	100.0
Iowa	47	45	92	56.9	37.0	72.7

Officials: Michael Irving, James Breeding, Brian Dorsey

Points	In Paint	Off T/O	2nd Chance	Fast Break	Bench	In Lead	Largest Lead
Ohio State	36	4	4	0	30	3:11	1
Iowa	44	16	15	9	19	35:36	28



GAME 27

FEBRUARY 19, 2023
OHIO STATE 55
#3/3 PURDUE 82
Mackey Arena (14,876)
West Lafayette, Ind.

OSU (11-16, 3-13)		FG	3FG	FT	O	D	T	PF	TP	A	T	BS	S	MP			
10 Sensabaugh	f	8	16	3	6	1	2	3	2	5	3	20	2	1	0	0	29
14 Sueing	f	2	9	0	1	2	2	0	2	2	6	1	5	0	1	0	29
34 Okpara	c	2	2	0	0	0	0	1	1	2	2	4	1	1	4	0	29
01 Gayle Jr.	g	1	4	1	2	0	0	0	0	0	2	3	0	0	1	1	22
02 Thornton	g	1	6	0	1	1	2	0	0	0	3	1	1	1	3	1	26
03 Brown III		2	5	1	4	0	2	0	1	1	3	5	2	0	0	1	23
04 McNeil		4	10	0	5	2	2	0	1	1	1	10	2	1	0	3	32
13 Likelele		2	3	0	0	0	1	1	3	4	4	1	0	0	0	0	17
44 Spencer		0	0	0	0	0	0	2	2	4	0	1	1	0	0	0	6
TEAM							4	4				1					
Totals.....		22	55	5	19	6	11	5	16	21	21	55	11	6	9	200	

PUR (24-4, 13-4)		FG	3FG	FT	O	D	T	PF	TP	A	T	BS	S	MP			
00	Gillis f	1	2	0	0	5	6	3	7	10	2	7	1	1	0	18	
15	Edey c	11	20	0	0	4	6	7	4	11	0	26	0	2	3	0	26
02	Loyer g	2	6	1	4	1	2	0	1	1	6	4	1	0	1	0	26
03	Smith	1	1	0	0	2	2	0	2	2	3	4	2	1	0	12	25
25	Morton g	2	3	2	2	1	2	0	2	2	0	7	3	2	0	1	22
01	Furst	0	0	0	0	0	0	1	5	6	1	0	2	1	0	19	19
04	Kaufman-Renn	3	4	0	0	5	6	1	2	3	1	11	1	0	0	1	14
05	Newman	3	9	2	6	0	0	0	2	2	2	8	2	0	0	2	19
11	Waddell	0	0	0	0	0	0	0	0	0	0	0	0	0	0	0	2
14	Jenkins Jr.	2	6	2	4	3	3	0	2	2	3	9	0	1	0	0	23
22	Martin	0	1	0	0	0	0	0	1	1	0	0	0	1	0	0	2
24	King	0	0	0	0	0	0	0	1	1	0	0	0	0	0	0	2
34	Barrett	2	2	0	0	0	0	0	0	0	1	4	1	0	0	0	2
TEAM																	
Totals.....		27	54	7	16	21	27	14	30	44	14	82	16	11	3	7	200



GAME 30	
MARCH 1, 2023	
MARYLAND	62
OHIO STATE	73
Value City Arena (11,799)	
Columbus, Ohio	

MARY (20-10, 11-8)		FG	3FG	FT	O	D	T	PF	TP	A	T	BS	S	MP								
10	Reese	f	6	8	0	0	5	8	5	7	12	3	17	2	3	3	0	36				
24	Scott	f	3	9	1	3	2	2	0	3	3	4	9	2	2	0	1	30				
00	Carey	g	4	7	3	6	3	3	0	1	1	0	14	1	0	0	0	25				
01	Young	g	4	13	1	3	0	0	1	2	3	4	9	2	1	0	0	36				
13	Hart	g	2	7	0	3	1	2	0	1	1	1	5	1	1	0	0	34				
02	Long		0	0	0	0	0	0	0	0	0	0	0	0	0	0	0	4				
15	Emilien		0	0	0	0	0	0	1	0	1	1	0	0	0	1	0	13				
20	Cornish		0	0	0	0	0	0	0	0	0	0	0	0	0	0	0	1				
23	Martinez		3	6	2	4	0	0	0	0	0	3	8	1	1	0	0	21				
TEAM									1	2	3											
Totals.....			22	50		7	19		11	15		8	16	24		16	62	9	10	3	1	200

OSU (13-17, 5-14)		FG	3FG	FT	O	D	T	PF	TP	A	T	BS	S	MP					
14	Sueing f	3	7	2	8	8	2	4	6	3	16	0	1	1	0	35			
34	Okpara c	5	8	0	1	2	2	4	8	12	3	12	0	2	3	0	31		
02	Thornton g	4	10	1	4	1	1	0	2	2	0	10	3	2	1	0	34		
04	McNeil g	3	6	2	3	2	2	0	3	3	1	10	0	0	0	1	34		
13	Likelele g	4	4	0	0	3	3	0	0	0	5	11	4	0	0	1	23		
01	Gayle Jr.	0	2	0	0	0	0	0	0	0	1	0	0	0	0	0	9		
03	Brown III	1	2	0	0	0	0	0	1	1	5	2	0	2	0	0	9		
10	Sensabaugh	4	11	0	4	4	4	2	5	7	2	12	2	2	1	1	25		
15	Hardman	0	0	0	0	0	0	0	0	0	0	0	0	0	0	0	0		
24	Etzler	0	0	0	0	0	0	0	0	0	0	0	0	0	0	0	0+		
TEAM																			
Totals.....		24	50		5	14	20	20	9	23	32		20	73	9	12	6	3	200

	1st	2nd	Total	FG%	3pFG%	FT%
Maryland	29	33	62	44.0	36.8	73.3
Ohio State	35	38	73	48.0	35.7	100.0

Officials: Rob Kueneman, Michael Irving, Doug Simmons

Points	In Paint	Off T/O	2nd Chance	Fast Break	Bench	Time In Lead	Largest Lead
Maryland	24	10	9	0	8	:46	2
Ohio State	28	15	18	7	14	37:56	15



GAME 31	
MARCH 4, 2023	
OHIO STATE	78
MICHIGAN STATE	84
Breslin Events Center (14,797)	
Columbus, Ohio	

OSU (13-18, 5-15)		FG	3FG	FT	O	D	T	PF	TP	A	T	BS	S	MP			
10	Sensabaugh f	7	15	3	6	4	4	1	4	5	3	21	2	2	0	0	30
14	Sueing f	4	10	0	3	2	2	3	6	9	3	10	7	1	0	2	34
34	Okpara c	2	4	0	0	0	0	0	3	3	1	4	1	0	1	1	17
01	Gayle Jr. g	2	3	0	1	0	0	0	1	1	2	4	0	0	1	0	19
02	Thornton g	7	15	4	8	2	2	0	2	2	3	20	1	1	0	1	33
03	Brown III	1	1	0	0	3	4	1	2	3	1	5	1	1	1	0	17
04	McNeil	4	7	3	6	0	0	1	2	3	3	11	3	0	0	1	28
13	Likekele	1	3	1	1	0	0	0	1	1	4	3	0	2	0	1	22
TEAM														1			
Totals.....		28	58	11	25	11	12	7	22	29	20	78	15	8	3	6	200

MSU (19-11, 11-8)			FG	3FG	FT	O	D	T	PF	TP	A	T	BS	S	MP							
10	Hauser	f	6	7	3	3	1	2	0	6	6	1	16	2	1	0	0	35				
25	Hall	f	4	8	2	4	0	0	1	2	3	3	10	0	0	1	0	28				
02	Walker	g	7	15	1	4	0	0	0	3	3	2	15	6	0	0	1	35				
11	Hoggard	g	6	11	2	3	9	11	0	3	3	0	23	7	1	0	1	31				
43	Whitens	g	0	0	0	0	0	0	0	0	0	0	0	0	0	0	0	2				
00	Kohler		0	1	0	0	0	0	1	0	1	1	0	0	2	0	0	7				
01	Brooks		0	1	0	1	0	0	0	0	0	0	0	0	0	0	0	4				
03	Akins		4	7	3	4	2	3	0	3	3	1	13	0	0	0	0	25				
05	Holloman		1	1	1	1	0	0	0	0	0	2	3	1	0	0	0	8				
13	Izzo		0	0	0	0	0	0	0	0	0	0	0	0	0	0	0	0+				
14	Smith		0	0	0	0	0	0	0	0	0	0	0	0	0	0	0	0+				
15	Cooper		0	0	0	0	0	0	0	0	0	1	0	0	1	0	0	3				
20	Sanders		0	0	0	0	0	0	0	0	0	0	0	0	0	0	0	0+				
22	Sissoko		1	2	0	0	2	4	3	4	7	1	4	1	3	1	0	22				
TEAM																						
Totals.....			29	53		12	20		14	20		6	23	29		12	84	17	8	2	2	200

	1st	2nd	Total	FG%	3pFG%	FT%
Ohio State	34	44	78	48.3	44.0	91.7
Michigan State	43	41	84	54.7	60.0	70.0

Officials: Chris Beaver, Bill Ek, D.J. Carstensen

Points	In Paint	Off T/O	2nd Chance	Fast Break	Bench	Time In Lead	Largest Lead
Ohio State	24	8	11	9	19	:36	2
Michigan State	24	10	2	23	20	38:34	13



TANNER HOLDEN

SENIOR
GUARD • 6-6 • 220
WHEELERSBURG, OHIO
WHEELERSBURG / WRIGHT ST.



- Joined the program in the summer of 2022 after three seasons at Wright State
- Is an "everyday guy" who is leader with his consistent approach
- Did not miss a game, playing in 92 games over three seasons at Wright State
- Two-time first team All-Horizon League

HOLDEN IN 2022-23

- Had 12 points on a perfect 5-of-5 from the floor in his Buckeye debut vs. Robert Morris (11/7)
- Went over 1,500 career points with an eight-point effort in the win over Eastern Illinois (11/16)
- Hit a thrilling buzzer-beating three-pointer lift Ohio State to a 67-66 win over Rutgers (12/8) in the Big Ten opener



POINTS

Season 12, vs. Robert Morris (11/7/22)
 Career 38, at UIC (1/22/22)

REBOUNDS

Season 7, vs. Cincinnati (11/22/22)
 Career 17, at Toledo (12/21/19)

ASSISTS

Season 2, 4x (last: at Nebraska, 1/18/23)
 Career 7, at IUPUI (1/10/20)

STEALS

Season 3, vs. Iowa (1/21/23)
 Career 5, at Cleveland St. (2/22/20)

BLOCKS

Season 2, vs. Maine (12/21/22)
 Career 2, 3x (last: vs. Maine, 12/21/20)

FIELD GOALS

Season 5, vs. Robert Morris (11/7/22)
 Career 14, at UIC (1/22/22)

FG ATTEMPTS

Season 6, 2x (last: at Rutgers, 1/15/23)
 Career 24, at UIC (1/22/22)

3-PT FGS

Season 1, 6x (last: at Rutgers, 1/15/23)
 Career 2, 5x (last: vs. Purdue-FW, 1/30/22)

3-PT FG ATTS

Season 2, 3x (last: at Northwestern, 1/1/23)
 Career 6, vs. Youngstown St. (1/8/21)

FREE THROWS

Season 4, 2x (last: at Nebraska, 1/18/23)
 Career 14, vs. Bryant (3/16/22)

FT ATTEMPTS

Season 6, vs. St. Francis (12/3/22)
 Career 17, vs. Oakland (3/3/22)

MINUTES

Season 23:24, vs. San Diego St. (11/21/22)
 Career 40:00, at Youngstown St. (1/15/22)

DOUBLE-DOUBLES (12)


Date	Team	Pts / Reb
11/12/19	at Tenn. Tech	18 / 14
12/21/19	at Toledo	27 / 17
1/24/20	N. Kentucky	20 / 13
12/26/20	Green Bay	18 / 10
1/9/21	Youngstown St.	24 / 10
3/2/21	Milwaukee	17 / 10
1/1/22	Green Bay	22 / 10
1/15/22	at Youngstown St.	27 / 11
2/24/22	Youngstown St.	27 / 10
3/3/22	Oakland	27 / 10
3/7/22	vs. Cleveland St.	12 / 10
3/16/22	vs. Bryant	37 / 11

2022-23 GAME-BY-GAME STATISTICS

Opponent	Date	GS	MIN	Total		3-Pointers		Free throws		Rebounds				PF	A	TO	BLK	STL	PTS	AVG
				FG-FGA	PCT	3FG-3FGA	PCT	FT-FTA	PCT	OFF	DEF	TOT	AVG							
Robert Morris	11/07/2022		17:57	5-5	1.000	1-1	1.000	1-1	1.000	1	2	3	3.0	1	0	1	0	0	12	12.0
Charleston So.	11/10/2022		19:21	0-2	.000	0-1	.000	2-2	1.000	0	5	5	4.0	3	2	4	0	0	2	7.0
Eastern Ill.	11/16/2022		15:10	2-4	.500	1-2	.500	3-5	.600	1	2	3	3.7	1	1	0	0	1	8	7.3
vs San Diego St.	11/21/2022		23:24	1-3	.333	0-1	.000	2-2	1.000	0	3	3	3.5	3	1	0	0	0	4	6.5
vs Cincinnati	11/22/2022		17:37	2-3	.667	0-0	.000	2-2	1.000	2	5	7	4.2	2	0	2	0	0	6	6.4
vs Texas Tech	11/23/2022		09:12	0-1	.000	0-0	.000	0-0	.000	0	2	2	3.8	0	0	0	0	0	0	5.3
at Duke	11/30/2022		15:15	0-1	.000	0-0	.000	0-0	.000	0	0	0	3.3	1	0	0	0	0	0	4.6
Saint Francis (PA)	12/03/2022		16:34	2-5	.400	0-0	.000	4-6	.667	3	2	5	3.5	0	0	1	0	0	8	5.0
Rutgers	12/08/2022		14:44	1-3	.333	1-2	.500	0-0	.000	0	2	2	3.3	1	1	1	0	0	3	4.8
vs North Carolina	12/17/2022		15:42	2-6	.333	1-1	1.000	0-0	.000	1	2	3	3.3	2	2	0	0	1	5	4.8
Maine	12/21/2022		22:25	2-2	1.000	0-0	.000	0-0	.000	2	2	4	3.4	4	1	0	2	2	4	4.7
Alabama A&M	12/29/2022		13:00	2-4	.500	0-0	.000	0-0	.000	2	4	6	3.6	0	0	2	0	1	4	4.7
at Northwestern	01/01/2023		13:31	3-5	.600	1-2	.500	1-1	1.000	0	0	0	3.3	0	0	0	0	0	8	4.9
Purdue	01/05/2023		12:46	2-3	.667	0-0	.000	0-0	.000	0	2	2	3.2	2	2	0	0	0	4	4.9
at Maryland	01/08/2023		15:07	0-1	.000	0-0	.000	2-2	1.000	1	4	5	3.3	2	0	1	0	0	2	4.7
Minnesota	01/12/2023		10:31	1-1	1.000	0-0	.000	1-1	1.000	1	1	2	3.3	0	0	2	0	0	3	4.6
at Rutgers	01/15/2023		21:06	3-6	.500	1-1	1.000	0-0	.000	0	1	1	3.1	1	1	1	0	0	7	4.7
at Nebraska	01/18/2023		19:53	1-3	.333	0-1	.000	4-4	1.000	0	1	1	3.0	0	0	1	0	2	6	4.8
Iowa	01/21/2023		16:37	0-1	.000	0-0	.000	2-2	1.000	0	1	1	2.9	1	0	1	0	3	2	4.6
at Illinois	01/24/2023		06:18	0-2	.000	0-0	.000	0-0	.000	0	0	0	2.8	1	0	0	0	0	0	4.4
at Indiana	01/28/2023		05:17	0-2	.000	0-0	.000	0-0	.000	1	1	2	2.7	0	0	0	0	0	0	4.2
Wisconsin	02/02/2023		05:01	0-0	.000	0-0	.000	0-0	.000	0	0	0	2.6	0	0	1	0	0	0	4.0
Northwestern	02/09/2023		05:53	1-1	1.000	0-0	.000	0-0	.000	0	1	1	2.5	0	0	0	0	0	2	3.9
Michigan St.	02/12/2023		03:51	0-0	.000	0-0	.000	0-0	.000	0	0	0	2.4	0	0	0	0	0	0	3.8
at Iowa	02/16/2023		11:52	2-3	.667	0-1	.000	0-0	.000	0	1	1	2.4	0	1	0	1	0	4	3.8
Totals		0	348:03	32-67	.478	6-13	.462	24-28	.857	15	44	59	2.4	28	12	19	3	10	94	3.8

CAREER STATISTICS

				Field Goals		3-Point		F-Throws		Rebounds								Scoring			
SEASON	TEAM	GP-GS	MIN/AVG	FG-FGA	FG%	3FG-3FGA	3FG%	FT-FTA	FT%	OFF	DEF	TOT	AVG	PF-FO	A	TO	BLK	STL	PTS	AVG	
2019-20	WSU	32-31	919/28.7	140-229	.611	14-33	.424	84-138	.609	73	134	207	6.5	64-2	51	49	12	41	378	11.8	
2020-21	WSU	24-24	824/34.3	129-248	.520	13-43	.302	109-137	.796	62	113	175	7.3	39-1	64	38	3	22	380	15.8	
2021-22	WSU	36-36	1270/35.3	244-491	.497	14-41	.341	221-280	.789	80	177	257	7.1	90-3	92	90	7	50	723	20.1	
2022-23	OSU	25-0	348/13.9	32-67	.478	6-13	.462	24-28	.857	15	44	59	2.4	28-0	12	19	3	10	94	3.8	
TOTAL FOR OSU		25-0	348/13.9	32-67	.478	6-13	.462	24-28	.857	15	44	59	2.4	28-0	12	19	3	10	94	3.8	
TOTAL		117-91	3360/28.7	545-1035	.527	47-130	.362	438-583	.751	230	468	698	6.0	221-6	219	196	25	123	1575	13.5	



RODDY GAYLE JR.

FRESHMAN
GUARD • 6-4 • 205
NIAGARA FALLS, N.Y.
WASATCH ACADEMY

1

- Smooth combo guard
- Can guard multiple positions
- Was the No. 41 ranked player in the 2022 class



POINTS

Season 12, vs. St. Francis (12/3/22)

REBOUNDS

Season 5, at Indiana (1/28/23)

ASSISTS

Season 3, 4x (last: vs. Ala. A&M, 12/29/22)

STEALS

Season 3, at Illinois (1/24/23)

BLOCKS

Season 1, 10x (last: at Michigan St., 3/4/23)

FIELD GOALS

Season 5, vs. St. Francis (12/3/22)

FG ATTEMPTS

Season 7, 2x (last: vs. Iowa, 1/21/23)

3-PT FGS

Season 2, 2x (last: vs. St. Francis, 12/3/22)

3-PT FG ATTS

Season 3, 3x (last: vs. Michigan St., 2/12/23)

FREE THROWS

Season 3, at Michigan (2/5/23)

FT ATTEMPTS

Season 4, at Michigan (2/5/23)

MINUTES

Season 30:23, vs. Illinois (2/26/23)

GAYLE JR. IN 2022-23

- Notched 7 points, 3 assists and 3 rebounds in his Buckeye debut vs. Robert Morris (11/7)
- Reached double-figures for the first time with 12 points on 5-of-6 shooting vs. St. Francis (12/3)
- Played well at Maryland (1/8), knocking-down a big second-half three-pointer and finishing with six points
- Made his first collegiate start in the win over Iowa (1/21), finishing with nine points
- Had a nice game at Indiana (1/28), scoring seven points to go with a block and a season-high five rebounds
- Started vs. Michigan State (2/12) and played a then season-high 26:28, scoring five points

2022-23 GAME-BY-GAME STATISTICS																					
Opponent	Date	GS	MIN	Total		3-Pointers		Free throws		Rebounds				PF	A	TO	BLK	STL	PTS	AVG	
				FG-FA	PCT	3FG-3FGA	PCT	FT-FTA	PCT	OFF	DEF	TOT	AVG								
Robert Morris	11/07/2022		14:26	3-5	.600	1-2	.500	0-0	.000	1	2	3	3.0	2	3	1	0	0	7	7.0	
Charleston So.	11/10/2022		19:44	3-5	.600	1-1	1.000	2-2	1.000	0	1	1	2.0	3	1	2	1	0	9	8.0	
Eastern Ill.	11/16/2022		19:21	3-7	.429	2-3	.667	0-0	.000	1	1	2	2.0	3	3	1	1	2	8	8.0	
vs San Diego St.	11/21/2022		11:24	1-5	.200	0-3	.000	0-0	.000	0	0	0	1.5	1	1	0	0	1	2	5.5	
vs Cincinnati	11/22/2022		14:20	0-3	.000	0-1	.000	0-0	.000	0	2	2	1.6	0	1	1	0	0	0	5.2	
vs Texas Tech	11/23/2022		07:45	0-1	.000	0-1	.000	0-0	.000	0	1	1	1.5	1	0	0	0	0	0	4.3	
at Duke	11/30/2022		08:30	1-4	.250	0-1	.000	1-2	.500	0	2	2	1.6	2	0	1	0	0	3	4.1	
Saint Francis (PA)	12/03/2022		21:56	5-6	.833	2-2	1.000	0-0	.000	0	2	2	1.6	2	3	1	1	1	12	5.1	
Rutgers	12/08/2022		10:10	1-3	.333	0-2	.000	0-0	.000	0	2	2	1.7	2	0	1	0	0	2	4.8	
vs North Carolina	12/17/2022		19:58	1-4	.250	0-2	.000	0-0	.000	0	2	2	1.7	3	2	1	0	1	2	4.5	
Maine	12/21/2022		20:07	3-5	.600	0-1	.000	0-0	.000	0	1	1	1.6	0	2	3	0	0	6	4.6	
Alabama A&M	12/29/2022		11:55	1-2	.500	0-0	.000	0-0	.000	0	1	1	1.6	1	3	1	1	0	2	4.4	
at Northwestern	01/01/2023		07:19	0-3	.000	0-1	.000	0-0	.000	0	4	4	1.8	0	0	0	0	0	0	4.1	
Purdue	01/05/2023		15:52	2-4	.500	0-1	.000	0-0	.000	0	0	0	1.6	1	1	0	0	2	4	4.1	
at Maryland	01/08/2023		16:11	2-4	.500	1-1	1.000	1-2	.500	0	1	1	1.6	2	0	1	0	2	6	4.2	
Minnesota	01/12/2023		07:42	0-3	.000	0-1	.000	0-0	.000	0	0	0	1.5	2	0	1	0	0	0	3.9	
at Rutgers	01/15/2023		08:21	0-0	.000	0-0	.000	0-0	.000	0	0	0	1.4	2	0	0	1	0	0	3.7	
at Nebraska	01/18/2023		08:17	1-2	.500	0-0	.000	0-0	.000	0	1	1	1.4	0	0	1	0	0	2	3.6	
Iowa	01/21/2023	*	17:03	4-7	.571	0-1	.000	1-1	1.000	0	2	2	1.4	4	0	0	0	0	9	3.9	
at Illinois	01/24/2023		18:23	1-4	.250	1-1	1.000	0-0	.000	1	0	1	1.4	0	1	0	0	3	3	3.9	
at Indiana	01/28/2023		19:04	2-3	.667	1-2	.500	2-2	1.000	2	3	5	1.6	2	1	1	1	0	7	4.0	
Wisconsin	02/02/2023		10:55	1-4	.250	0-1	.000	0-0	.000	0	2	2	1.6	2	0	1	0	0	2	3.9	
at Michigan	02/05/2023		09:38	0-4	.000	0-1	.000	3-4	.750	0	0	0	1.5	0	0	0	0	0	3	3.9	
Northwestern	02/09/2023		04:05	1-1	1.000	0-0	.000	0-0	.000	0	0	0	1.5	1	0	0	0	0	2	3.8	
Michigan St.	02/12/2023	*	26:28	2-6	.333	1-3	.333	0-0	.000	1	1	2	1.5	0	2	1	1	1	5	3.8	
at Iowa	02/16/2023	*	24:51	3-4	.750	0-0	.000	0-0	.000	1	1	2	1.5	1	0	2	1	0	6	3.9	
at Purdue	02/19/2023	*	22:16	1-4	.250	1-2	.500	0-0	.000	0	0	0	1.4	2	0	0	1	1	3	3.9	
Penn St.	02/23/2023	*	11:54	1-3	.333	1-2	.500	0-0	.000	0	2	2	1.5	1	0	0	0	0	3	3.9	
Illinois	02/26/2023	*	30:23	1-5	.200	0-1	.000	0-0	.000	0	2	2	1.5	4	2	1	0	2	2	3.8	
Maryland	03/01/2023		09:31	0-2	.000	0-0	.000	0-0	.000	0	0	0	1.4	1	0	0	0	0	0	3.7	
at Michigan St.	03/04/2023	*	18:55	2-3	.667	0-1	.000	0-0	.000	0	1	1	1.4	2	0	0	1	0	4	3.7	
Totals			7	466:43	46-116	.397	12-38	.316	10-13	.769	7	37	44	1.4	47	26	22	10	16	114	3.7

CAREER STATISTICS

				Field Goals		3-Point		F-Throws		Rebounds										Scoring	
SEASON	TEAM	GP-GS	MIN/AVG	FG-FGA	FG%	3FG-3FGA	3FG%	FT-FTA	FT%	OFF	DEF	TOT	AVG	PF-FO	A	TO	BLK	STL	PTS	AVG	
2022-23	OSU	31-7	467/15.1	46-116	.397	12-38	.316	10-13	.769	7	37	44	1.4	47-0	26	22	10	16	114	3.7	
TOTAL		31-7	467/15.1	46-116	.397	12-38	.316	10-13	.769	7	37	44	1.4	47-0	26	22	10	16	114	3.7	



BRUCE THORNTON

FRESHMAN
GUARD • 6-2 • 215
ALPHARETTA, GA.
MILTON

2

- Georgia's Gatorade Player of the Year in 2022
- Was the No. 42 ranked player in the 2022 class
- HS All-American as a junior, leading Milton to a Class 7A state title
- Physical and strong point guard



POINTS

Season 22, at Michigan (2/5/23)

REBOUNDS

Season 7, vs. Eastern Illinois (11/16/22)

ASSISTS

Season 6, at Northwestern (1/1/23)

STEALS

Season 3, at Purdue (2/19/23)

BLOCKS

Season 1, 3x (last: vs. Maryland, 3/1/23)

FIELD GOALS

Season 10, at Michigan (2/5/23)

FG ATTEMPTS

Season 15, at Michigan State (3/4/23)

3-PT FGS

Season 4, at Michigan State (3/4/23)

3-PT FG ATTS

Season 8, at Michigan State (3/4/23)

FREE THROWS

Season 4, 2x (last: vs. Ala. A&M, 12/29/22)

FT ATTEMPTS

Season 5, vs. Alabama A&M (12/29/22)

MINUTES

Season 38:32, vs. Texas Tech (11/23/22)

THORNTON IN 2022-23

- Had 3 points and 4 assists in his Buckeye debut vs. Robert Morris (11/7)
- Pulled down seven rebounds to go along with five points vs. Eastern Illinois (11/16)
- Scored 13 points in the Maui Invitational opener vs. San Diego State (11/21)
- Followed with a 17-point performance in the win over Cincinnati (11/22)
- Played over 38 minutes and has nine points, four assist and just two turnovers vs. Texas Tech (11/23)
- Had 17 points in the OT loss vs. North Carolina (12/17) at Madison Square Garden
- Scored a season-high 22 points on 10-of-13 shooting at Michigan (2/5)
- Knocked-down three three-pointers and finished with 19 points vs. Penn State (2/23)
- Led the team with 20 points on 8-of-11 shooting in the win over Illinois (2/26)
- Made a season-high four three-pointers and finished with 20 points at Michigan State (3/4)

2022-23 GAME-BY-GAME STATISTICS

Opponent	Date	GS	MIN	Total		3-Pointers		Free throws		Rebounds											
				FG-FGA	PCT	3FG-3FGA	PCT	FT-FTA	PCT	OFF	DEF	TOT	AVG	PF	A	TO	BLK	STL	PTS	AVG	
Robert Morris	11/07/2022	*	23:58	1-4	.250	1-2	.500	0-0	.000	0	2	2	2.0	1	4	2	0	0	3	3.0	
Charleston So.	11/10/2022	*	22:60	2-3	.667	0-1	.000	4-4	1.000	0	0	0	1.0	0	2	1	0	0	8	5.5	
Eastern Ill.	11/16/2022	*	22:43	2-6	.333	1-4	.250	0-0	.000	0	7	7	3.0	3	3	3	0	0	5	5.3	
vs San Diego St.	11/21/2022	*	24:52	4-8	.500	2-5	.400	3-3	1.000	0	3	3	3.0	5	3	1	0	2	13	7.3	
vs Cincinnati	11/22/2022	*	26:01	6-9	.667	2-3	.667	3-3	1.000	0	0	0	2.4	2	0	0	0	2	17	9.2	
vs Texas Tech	11/23/2022	*	38:32	3-6	.500	3-4	.750	0-0	.000	1	3	4	2.7	0	4	2	0	1	9	9.2	
at Duke	11/30/2022	*	35:45	5-8	.625	1-2	.500	0-0	.000	0	0	0	2.3	1	2	4	0	1	11	9.4	
Saint Francis (PA)	12/03/2022	*	25:14	5-10	.500	3-5	.600	0-0	.000	0	2	2	2.3	0	2	0	0	0	13	9.9	
Rutgers	12/08/2022	*	38:30	3-9	.333	1-4	.250	3-4	.750	0	4	4	2.4	2	5	3	0	2	10	9.9	
vs North Carolina	12/17/2022	*	35:25	6-10	.600	2-4	.500	3-5	.600	2	3	5	2.7	2	5	5	0	0	17	10.6	
Maine	12/21/2022	*	29:07	5-10	.500	1-2	.500	0-0	.000	0	6	6	3.0	1	5	0	0	0	11	10.6	
Alabama A&M	12/29/2022	*	30:02	4-8	.500	0-0	.000	4-8	.500	0	2	2	2.9	3	5	1	1	0	12	10.8	
at Northwestern	01/01/2023	*	28:25	2-8	.250	0-1	.000	2-2	1.000	0	4	4	3.0	1	6	1	0	0	6	10.4	
Purdue	01/05/2023	*	27:22	2-8	.250	2-3	.667	2-2	1.000	0	5	5	3.1	1	3	2	0	2	8	10.2	
at Maryland	01/08/2023	*	24:48	2-7	.286	1-3	.333	2-2	1.000	0	2	2	3.1	3	1	3	0	2	7	10.0	
Minnesota	01/12/2023	*	31:10	4-10	.400	2-4	.500	0-0	.000	1	2	3	3.1	4	1	1	0	1	10	10.0	
at Rutgers	01/15/2023	*	36:32	2-7	.286	0-2	.000	0-0	.000	0	5	5	3.2	1	1	0	0	1	4	9.6	
at Nebraska	01/18/2023	*	32:42	1-6	.167	0-2	.000	0-0	.000	0	3	3	3.2	1	2	1	0	1	2	9.2	
Iowa	01/21/2023	*	14:38	0-4	.000	0-3	.000	0-0	.000	0	0	0	3.0	0	2	0	0	0	0	8.7	
at Illinois	01/24/2023	*	27:36	3-7	.429	1-2	.500	1-2	.500	0	1	1	2.9	2	0	1	0	1	8	8.7	
at Indiana	01/28/2023	*	24:10	1-5	.200	0-2	.000	2-2	1.000	0	1	1	2.8	4	3	0	0	1	4	8.5	
Wisconsin	02/02/2023	*	28:46	2-8	.250	1-5	.200	0-0	.000	1	2	3	2.8	1	0	2	0	0	5	8.3	
at Michigan	02/05/2023	*	36:21	10-13	.769	2-3	.667	0-1	.000	0	1	1	2.7	0	1	1	0	2	22	8.9	
Northwestern	02/09/2023	*	35:09	5-9	.556	0-3	.000	2-2	1.000	0	2	2	2.7	3	4	0	0	0	12	9.0	
Michigan St.	02/12/2023	*	38:25	4-9	.444	1-4	.250	0-0	.000	0	5	5	2.8	0	2	1	0	1	9	9.0	
at Iowa	02/16/2023	*	25:29	3-5	.600	2-4	.500	3-3	1.000	0	2	2	2.8	2	2	2	0	0	11	9.1	
at Purdue	02/19/2023	*	26:16	1-6	.167	0-1	.000	1-2	.500	0	0	0	2.7	0	1	1	1	3	3	8.9	
Penn St.	02/23/2023	*	36:25	7-12	.583	1-7	.429	2-3	.667	1	3	4	2.7	2	1	0	0	0	19	9.3	
Illinois	02/26/2023	*	34:04	8-11	.727	1-2	.500	3-4	.750	1	4	5	2.8	2	2	1	0	0	20	9.6	
Maryland	03/01/2023	*	34:14	4-10	.400	1-4	.250	1-1	1.000	0	2	2	2.8	0	3	2	1	0	10	9.6	
at Michigan St.	03/04/2023	*	33:19	7-15	.467	4-8	.500	2-2	1.000	0	2	2	2.7	3	1	1	0	1	20	10.0	
Totals			31	928:59	114-251	.454	38-99	.384	43-55	.782	7	78	85	2.7	50	75	42	3	24	309	10.0

CAREER STATISTICS

				Field Goals		3-Point		F-Throws		Rebounds								Scoring		
SEASON	TEAM	GP-GS	MIN/AVG	FG-FGA	FG%	3FG-3FGA	3FG%	FT-FTA	FT%	OFF	DEF	TOT	AVG	PF-FO	A	TO	BLK	STL	PTS	AVG
2022-23	OSU	31-31	929/30.0	114-251	.454	38-99	.384	43-55	.782	7	78	85	2.7	50-1	75	42	3	24	309	10.0
TOTAL		31-31	929/30.0	114-251	.454	38-99	.384	43-55	.782	7	78	85	2.7	50-1	75	42	3	24	309	10.0



EUGENE BROWN III

JUNIOR
GUARD • 6-7 • 195
CONYERS, GA.
SOUTHWEST DEKALB

3

- One of four returning players on the roster -- played in 55 games his first two years
- Is a "three and D" guy who shows up on the defensive end of the floor
- Spaces the well and will knock down the open three
- Plays with a high motor

BROWN III IN 2022-23

- Made his season debut in the win over Alabama A&M (12/29), knocking down a pair of free throws in five minutes
- Had three points and three rebounds and a career-high tying two blocks at Maryland (1/8)
- Made his first start of the season vs. Minnesota (1/12), finishing with two points in eight minutes
- Scored five points and dished-out a pair of assist at No. 3 Purdue (2/19)
- Played great against Illinois (2/26), finishing with nine points and four rebounds



POINTS

Season 9, vs. Illinois (2/26/23)
 Career 14, vs. IUPUI (1/18/22)

REBOUNDS

Season 4, vs. Illinois (2/26/23)
 Career 8, 2x (last: at Michigan, 2/12/22)

ASSISTS

Season 2, at Purdue (2/19/23)
 Career 3, vs. Nebraska (3/1/22)

STEALS

Season 2, 2x (last: vs. Illinois, 2/26/23)
 Career 3, vs. Indiana (2/21/22)

BLOCKS

Season 2, at Maryland (1/8/23)
 Career 2, 3x (last: at Maryland, 1/8/23)

FIELD GOALS

Season 4, vs. Illinois (2/26/23)
 Career 5, vs. BGSU (11/15/21)

FG ATTEMPTS

Season 5, at Purdue (2/19/23)
 Career 9, vs. BGSU (11/15/21)

3-PT FGS

Season 1, 5x (last: vs. Illinois, 2/26/23)
 Career 3, vs. UCLA (12/19/20)

3-PT FG ATTS

Season 4, at Purdue (2/19/23)
 Career 5, vs. BGSU (11/15/21)

FREE THROWS

Season 3, at Michigan State (3/4/23)
 Career 5, vs. IUPUI (1/18/22)

FT ATTEMPTS

Season 4, at Michigan State (3/4/23)
 Career 6, vs. IUPUI (1/18/22)

MINUTES


Season 22:35, at Purdue (2/19/23)
 Career 29:15, vs. Indiana (2/21/22)

2022-23 GAME-BY-GAME STATISTICS

Opponent	Date	GS	MIN	Total		3-Pointers		Free throws		Rebounds				PF	A	TO	BLK	STL	PTS	AVG
				FG-FGA	PCT	3FG-3FGA	PCT	FT-FTA	PCT	OFF	DEF	TOT	AVG							
Alabama A&M	12/29/2022		05:07	0-1	.000	0-1	.000	2-2	1.000	1	1	2	2.0	1	0	0	0	2	2	2.0
at Northwestern	01/01/2023		05:45	1-1	1.000	0-0	.000	0-0	.000	0	0	0	1.0	0	0	0	0	1	2	2.0
Purdue	01/05/2023		06:02	1-2	.500	1-2	.500	0-0	.000	1	1	2	1.3	1	0	0	0	0	3	2.3
at Maryland	01/08/2023		17:28	1-3	.333	1-1	1.000	0-0	.000	0	2	2	1.5	4	0	0	2	0	3	2.5
Minnesota	01/12/2023	*	08:12	1-1	1.000	0-0	.000	0-0	.000	1	0	1	1.4	1	0	0	0	0	2	2.4
at Rutgers	01/15/2023		02:58	0-1	.000	0-0	.000	0-0	.000	0	2	2	1.5	0	0	0	0	0	0	2.0
at Nebraska	01/18/2023		06:33	0-0	.000	0-0	.000	0-0	.000	0	1	1	1.4	0	0	0	2	0	0	1.7
at Illinois	01/24/2023		08:27	1-1	1.000	0-0	.000	0-0	.000	0	0	0	1.3	2	0	0	0	0	2	1.8
at Indiana	01/28/2023		11:28	1-2	.500	0-1	.000	0-0	.000	1	0	1	1.2	0	0	0	0	0	2	1.8
Wisconsin	02/02/2023		01:59	0-1	.000	0-1	.000	0-0	.000	0	1	1	1.2	0	0	0	0	0	0	1.6
at Michigan	02/05/2023		13:41	1-2	.500	1-2	.500	0-0	.000	0	2	2	1.3	2	0	1	0	0	3	1.7
Michigan St.	02/12/2023		05:42	0-1	.000	0-1	.000	0-0	.000	0	0	0	1.2	0	0	0	0	0	0	1.6
at Iowa	02/16/2023		08:44	0-0	.000	0-0	.000	0-0	.000	0	1	1	1.2	0	0	0	0	0	0	1.5
at Purdue	02/19/2023		22:35	2-5	.400	1-4	.250	0-2	.000	0	1	1	1.1	3	2	0	0	1	5	1.7
Penn St.	02/23/2023		15:32	0-1	.000	0-0	.000	0-0	.000	1	0	1	1.1	0	0	0	1	0	0	1.6
Illinois	02/26/2023		17:20	4-4	1.000	1-1	1.000	0-0	.000	2	2	4	1.3	2	0	1	0	2	9	2.1
Maryland	03/01/2023		09:08	1-2	.500	0-0	.000	0-0	.000	0	1	1	1.3	5	0	2	0	0	2	2.1
at Michigan St.	03/04/2023		16:55	1-1	1.000	0-0	.000	3-4	.750	1	2	3	1.4	1	1	1	1	0	5	2.2
Totals		1	183:34	15-29	.517	5-14	.357	5-8	.625	8	17	25	1.4	22	3	5	6	6	40	2.2

CAREER STATISTICS

				Field Goals		3-Point		F-Throws		Rebounds				Scoring						
SEASON	TEAM	GP-GS	MIN/AVG	FG-FGA	FG%	3FG-3FGA	3FG%	FT-FTA	FT%	OFF	DEF	TOT	AVG	PF-FO	A	TO	BLK	STL	PTS	AVG
2020-21	OSU	29-0	178/6.1	13-37	.351	7-25	.280	2-4	.500	9	28	37	1.3	10-0	6	4	4	3	35	1.2
2021-22	OSU	26-10	442/17.0	34-77	.442	8-35	.229	14-23	.609	19	44	63	2.4	42-0	14	14	7	5	90	3.5
2022-23	OSU	18-1	184/10.2	15-29	.517	5-14	.357	5-8	.625	8	17	25	1.4	22-1	3	5	6	6	40	2.2
TOTAL		73-11	803/11.0	62-143	.434	20-74	.270	21-35	.600	36	89	125	1.7	74-1	23	23	17	14	165	2.3



SEAN MCNEIL

**GRADUATE
GUARD • 6-4 • 205
UNION, KY.
COOPER / SINCLAIR CC /
WEST VIRGINIA**

4

- Transfer from West Virginia who played in 89 games and averaged 12.2 points per game in each of the last two seasons
- Knock-down shooter. Will space the floor as he's a true three-point threat
- Made 155 three-pointers in three seasons at West Virginia



POINTS

Season 22, vs. San Diego St. (11/21/22)
Career 26, 2x (last: vs. Kansas St., 1/8/22)

REBOUNDS

Season 6, vs. Charleston So. (11/10/22)
Career 6, 2x (last: vs. Charleston So., 11/10/22)

ASSISTS

Season 4, vs. St. Francis (12/3/22)
Career 4, 4x (last: vs. St. Francis, 12/3/22)

STEALS

Season 3, at Purdue (2/19/23)
Career 3, at Purdue (2/19/23)

BLOCKS

Season 1, 3x (last: vs. Ala. A&M, 12/29/22)
Career 2, 2x (last: at UAB, 12/18/21)

FIELD GOALS

Season 9, vs. San Diego St. (11/21/22)
Career 9, 2x (vs. San Diego St., 11/21/22)

FG ATTEMPTS

Season 14, vs. San Diego St. (11/21/22)
Career 18, vs. Kansas (2/19/22)

3-PT FGS

Season 4, at Iowa (2/16/23)
Career 7, vs. Syracuse (3/21/21)

3-PT FG ATTS

Season 9, vs. Alabama A&M (12/29/22)
Career 13, vs. Syracuse (3/21/21)

FREE THROWS

Season 5, vs. Texas Tech (11/23/22)
Career 7, vs. TCU (3/4/21)

FT ATTEMPTS

Season 6, at Nebraska (1/18/23)
Career 8, vs. TCU (3/4/21)

MINUTES

Season 37:20, vs. North Carolina (12/17/22)
Career 46:02, vs. Oklahoma (2/13/21)

2022-23 GAME-BY-GAME STATISTICS

Opponent	Date	GS	MIN	Total		3-Pointers		Free throws		Rebounds				PF	A	TO	BLK	STL	PTS	AVG	
				FG-FA	PCT	3FG-3FGA	PCT	FT-FTA	PCT	OFF	DEF	TOT	AVG								
Robert Morris	11/07/2022	*	24:16	2-5	.400	2-3	.667	0-0	.000	0	0	0	0.0	2	2	0	1	0	6	6.0	
Charleston So.	11/10/2022	*	24:05	5-10	.500	2-5	.400	1-1	1.000	3	3	6	3.0	0	0	1	0	1	13	9.5	
Eastern Ill.	11/16/2022	*	28:37	0-2	.000	0-2	.000	0-0	.000	0	2	2	2.7	1	1	1	0	0	0	6.3	
vs San Diego St.	11/21/2022	*	31:15	9-14	.643	3-7	.429	1-1	1.000	0	2	2	2.5	3	1	1	0	0	22	10.3	
vs Cincinnati	11/22/2022	*	26:19	2-6	.333	1-4	.250	0-0	.000	0	1	1	2.2	2	0	0	0	0	5	9.2	
vs Texas Tech	11/23/2022	*	30:09	3-10	.300	2-7	.286	5-5	1.000	0	1	1	2.0	4	0	3	0	0	13	9.8	
at Duke	11/30/2022	*	35:14	5-13	.385	2-7	.286	2-2	1.000	1	2	3	2.1	1	1	1	0	0	14	10.4	
Saint Francis (PA)	12/03/2022	*	20:39	4-7	.571	2-4	.500	0-0	.000	0	1	1	2.0	0	4	0	0	0	10	10.4	
Rutgers	12/08/2022	*	29:50	3-6	.500	1-3	.333	0-0	.000	0	1	1	1.9	0	2	2	1	0	7	10.0	
vs North Carolina	12/17/2022	*	37:20	3-10	.300	1-5	.200	0-0	.000	0	3	3	2.0	2	2	3	0	0	7	9.7	
Maine	12/21/2022	*	24:26	3-6	.500	2-4	.500	0-0	.000	0	1	1	1.9	0	2	1	0	1	8	9.5	
Alabama A&M	12/29/2022	*	26:53	3-10	.300	3-9	.333	0-0	.000	0	4	4	2.1	0	1	0	1	0	9	9.5	
at Northwestern	01/01/2023	*	31:52	5-8	.625	3-5	.600	2-2	1.000	0	2	2	2.1	0	2	0	0	1	15	9.9	
Purdue	01/05/2023	*	25:21	3-5	.600	1-3	.333	0-0	.000	0	1	1	2.0	0	0	0	0	1	7	9.7	
at Maryland	01/08/2023	*	26:23	2-4	.500	2-3	.667	2-2	1.000	0	2	2	2.0	3	1	0	0	0	8	9.6	
Minnesota	01/12/2023	*	34:00	3-9	.333	2-2	1.000	3-3	1.000	0	1	1	1.9	0	0	0	0	1	11	9.7	
at Rutgers	01/15/2023	*	31:16	3-12	.250	3-7	.429	2-2	1.000	1	2	3	2.0	5	1	2	0	2	11	9.8	
at Nebraska	01/18/2023	*	31:45	4-10	.400	2-7	.286	3-6	.500	0	3	3	2.1	2	2	2	0	0	13	9.9	
Iowa	01/21/2023	*	24:07	4-5	.800	2-2	1.000	0-0	.000	1	1	2	2.1	2	2	1	0	0	10	9.9	
at Illinois	01/24/2023	*	32:37	2-6	.333	1-2	.500	2-2	1.000	1	4	5	2.2	0	3	1	0	0	7	9.8	
at Indiana	01/28/2023	*	30:43	3-11	.273	0-5	.000	3-3	1.000	0	1	1	2.1	0	1	1	0	2	9	9.8	
Wisconsin	02/02/2023	*	32:02	2-5	.400	1-1	1.000	2-2	1.000	0	2	2	2.1	2	3	1	0	0	7	9.6	
at Michigan	02/05/2023	*	30:55	2-5	.400	0-3	.000	1-2	.500	0	1	1	2.1	3	2	0	0	0	5	9.4	
Northwestern	02/09/2023	*	35:55	3-9	.333	1-4	.250	1-2	.500	1	1	2	2.1	0	0	4	0	0	8	9.4	
Michigan St.	02/12/2023	*	26:46	4-13	.308	2-8	.250	0-0	.000	0	2	2	2.1	0	0	0	0	1	10	9.4	
at Iowa	02/16/2023	*	24:15	7-7	1.000	4-4	1.000	2-2	1.000	0	0	0	2.0	0	0	1	0	1	20	9.8	
at Purdue	02/19/2023	*	32:22	4-10	.400	0-5	.000	2-2	1.000	0	1	1	2.0	1	2	1	0	3	10	9.8	
Penn St.	02/23/2023	*	28:06	2-10	.200	1-8	.125	0-0	.000	1	0	1	1.9	1	0	0	0	0	5	9.6	
Illinois	02/26/2023	*	19:14	4-8	.500	1-4	.250	0-0	.000	0	1	1	1.9	1	0	1	0	0	9	9.6	
Maryland	03/01/2023	*	33:29	3-6	.500	2-3	.667	2-2	1.000	0	3	3	1.9	1	0	0	0	1	10	9.6	
at Michigan St.	03/04/2023	*	28:26	4-7	.571	3-6	.500	0-0	.000	1	2	3	2.0	3	3	0	0	1	11	9.7	
Totals			24	898:39	106-249	.426	52-142	.366	36-41	.878	10	51	61	2.0	39	38	28	3	16	300	9.7

CAREER STATISTICS

				Field Goals		3-Point		F-Throws		Rebounds										Scoring	
SEASON	TEAM	GP-GS	MIN/AVG	FG-FGA	FG%	3FG-3FGA	3FG%	FT-FTA	FT%	OFF	DEF	TOT	AVG	PF-FO	A	TO	BLK	STL	PTS	AVG	
2019-20	WVU	28-0	417/14.9	48-130	.369	29-88	.330	30-37	.811	6	27	33	1.2	29-0	14	11	3	9	155	5.5	
2020-21	WVU	29-23	854/29.4	119-291	.409	69-178	.388	48-54	.889	8	55	63	2.2	35-0	24	26	0	15	355	12.2	
2021-22	WVU	32-32	1078/33.7	134-324	.414	57-155	.368	65-75	.867	12	69	81	2.5	31-0	44	34	3	23	390	12.2	
2022-23	OSU	31-24	899/29.0	106-249	.426	52-142	.366	36-41	.878	10	51	61	2.0	39-1	38	28	3	16	300	9.7	
TOTAL FOR OSU		31-24	899/29.0	106-249	.426	52-142	.366	36-41	.878	10	51	61	2.0	39-1	38	28	3	16	300	9.7	
TOTAL		120-79	3247/27.1	407-994	.409	207-563	.368	179-207	.865	36	202	238	2.0	134-1	120	99	9	63	1200	10.0	



BRICE SENSABAUGH

FRESHMAN
FORWARD • 6-6 • 235
ORLANDO, FLA.
LAKE HIGHLAND PREP

10

- Florida's Gatorade Player of the Year in 2022
- Averaged over 25 points and seven rebounds per game last year as a senior
- Can score at all three levels as he made 89 threes during his senior year
- One of the best leapers on the team



POINTS

Season 27, vs. Iowa (1/21/23)

REBOUNDS

Season 11, at Rutgers (1/15/23)

ASSISTS

Season 7, vs. Maine (12/21/22)

STEALS

Season 2, 3x (last: vs. Northwestern, 2/9/23)

BLOCKS

Season 2, at Northwestern (1/1/23)

FIELD GOALS

Season 10, 2x (last: vs. Iowa, 1/21/23)

FG ATTEMPTS

Season 18, 2x (last: vs. Minnesota, 1/12/23)

3-PT FGS

Season 4, 2x (last: vs. Iowa, 1/21/23)

3-PT FG ATTS

Season 7, 4x (last: vs. Michigan St., 2/12/23)

FREE THROWS

Season 6, vs. Robert Morris (11/7/22)

FT ATTEMPTS

Season 8, vs. Robert Morris (11/7/22)

MINUTES

Season 35:38, vs. Purdue (1/5/23)

DOUBLE-DOUBLES (3)

Date	Team	Pts / Reb
1/12/23	Minnesota	18 / 10
1/15/23	at Rutgers	20 11
1/18/23	at Nebraska	18 / 10

2022-23 GAME-BY-GAME STATISTICS

Opponent	Date	GS	MIN	Total		3-Pointers		Free throws		Rebounds				PF	A	TO	BLK	STL	PTS	AVG
				FG-FGA	PCT	3FG-3FGA	PCT	FT-FTA	PCT	OFF	DEF	TOT	AVG							
Robert Morris	11/07/2022		17:31	5-8	.625	1-4	.250	6-8	.750	2	7	9	9.0	2	1	3	0	1	17	17.0
Charleston So.	11/10/2022		18:24	6-12	.500	1-3	.333	1-2	.500	1	3	4	6.5	0	0	2	0	0	14	15.5
Eastern Ill.	11/16/2022		16:47	6-14	.429	3-7	.429	5-6	.833	1	3	4	5.7	0	0	1	0	0	20	17.0
vs San Diego St.	11/21/2022		24:14	5-10	.500	2-4	.500	5-6	.833	0	5	5	5.5	1	0	1	1	0	17	17.0
vs Cincinnati	11/22/2022		20:09	5-9	.556	3-5	.600	4-4	1.000	1	1	2	4.8	1	0	0	0	0	17	17.0
vs Texas Tech	11/23/2022		11:48	4-6	.667	2-3	.667	0-0	.000	0	0	4	4.0	2	1	1	0	0	10	15.8
at Duke	11/30/2022		14:07	2-6	.333	0-0	.000	0-0	.000	0	1	1	3.6	5	0	3	1	1	4	14.1
Saint Francis (PA)	12/03/2022		19:45	4-10	.400	3-6	.500	4-4	1.000	0	2	2	3.4	3	2	1	1	0	15	14.3
Rutgers	12/08/2022	*	31:24	5-11	.455	3-4	.750	0-0	.000	0	2	2	3.2	4	1	1	1	2	13	14.1
vs North Carolina	12/17/2022	*	33:44	9-17	.529	2-6	.333	2-3	.667	3	5	8	3.7	4	3	3	0	1	22	14.9
Maine	12/21/2022	*	25:02	8-12	.667	3-5	.600	0-1	.000	1	6	7	4.0	1	7	1	0	0	19	15.3
Alabama A&M	12/29/2022	*	26:52	9-14	.643	2-6	.333	1-2	.500	0	6	6	4.2	0	1	1	0	0	21	15.8
at Northwestern	01/01/2023	*	24:37	7-13	.538	2-5	.400	2-2	1.000	3	5	8	4.5	3	0	2	2	0	18	15.9
Purdue	01/05/2023	*	35:38	10-17	.588	0-2	.000	1-1	1.000	2	3	5	4.5	2	1	3	1	2	21	16.3
at Maryland	01/08/2023	*	30:30	7-18	.389	2-7	.286	6-7	.857	2	5	7	4.7	5	1	4	1	1	22	16.7
Minnesota	01/12/2023	*	25:09	6-18	.333	2-3	.667	4-4	1.000	2	8	10	5.0	4	0	0	0	0	18	16.8
at Rutgers	01/15/2023		29:39	6-11	.545	4-6	.667	4-5	.800	1	10	11	5.4	2	1	3	1	1	20	16.9
at Nebraska	01/18/2023	*	24:14	6-16	.375	3-7	.429	3-4	.750	1	9	10	5.6	5	0	1	0	1	18	17.0
Iowa	01/21/2023	*	26:54	10-12	.833	4-5	.800	3-3	1.000	2	3	5	5.6	3	1	5	0	1	27	17.5
at Illinois	01/24/2023	*	24:20	5-13	.385	0-2	.000	4-7	.571	2	2	4	5.5	2	1	1	0	0	14	17.4
at Indiana	01/28/2023	*	26:37	9-17	.529	3-5	.600	2-2	1.000	3	3	6	5.5	1	1	1	0	0	23	17.6
Wisconsin	02/02/2023	*	16:19	5-7	.714	2-4	.500	1-1	1.000	0	3	3	5.4	5	0	2	0	1	13	17.4
at Michigan	02/05/2023		25:48	4-14	.286	1-4	.250	5-6	.833	2	7	9	5.6	5	0	1	0	0	14	17.3
Northwestern	02/09/2023		16:29	1-8	.125	0-4	.000	2-2	1.000	1	2	3	5.5	3	1	4	0	2	4	16.7
Michigan St.	02/12/2023	*	26:41	3-14	.214	1-7	.143	1-2	.500	0	0	0	5.2	2	0	3	0	0	8	16.4
at Iowa	02/16/2023	*	23:54	6-11	.545	2-4	.500	2-2	1.000	1	2	3	5.2	2	3	6	0	1	16	16.3
at Purdue	02/19/2023	*	28:53	8-16	.500	3-6	.500	1-2	.500	3	2	5	5.1	3	2	1	0	0	20	16.5
Penn St.	02/23/2023	*	25:24	8-14	.571	2-4	.500	2-2	1.000	2	3	5	5.1	2	2	0	0	1	20	16.6
Illinois	02/26/2023	*	27:29	5-11	.455	0-4	.000	4-4	1.000	0	6	6	5.2	0	2	3	1	0	14	16.5
Maryland	03/01/2023		24:27	4-11	.364	0-4	.000	4-4	1.000	2	5	7	5.2	2	2	2	1	1	12	16.4
at Michigan St.	03/04/2023	*	29:49	7-15	.467	3-6	.500	4-4	1.000	1	4	5	5.2	3	2	2	0	0	21	16.5
Totals		19	752:35	185-385	.481	59-142	.415	83-100	.830	39	123	162	5.2	77	36	62	11	17	512	16.5

CAREER STATISTICS

				Field Goals		3-Point		F-Throws		Rebounds								Scoring			
SEASON	TEAM	GP-GS	MIN/AVG	FG-FGA	FG%	3FG-3FGA	3FG%	FT-FTA	FT%	OFF	DEF	TOT	AVG	PF-FO	A	TO	BLK	STL	PTS	AVG	
2022-23	OSU	31-19	753/24.3	185-385	.481	59-142	.415	83-100	.830	39	123	162	5.2	77-5	36	62	11	17	512	16.5	
TOTAL		31-19	753/24.3	185-385	.481	59-142	.415	83-100	.830	39	123	162	5.2	77-5	36	62	11	17	512	16.5	



ISAAC LIKEKELE

**GRADUATE
GUARD • 6-5 • 215
ARLINGTON, TEXAS
TIMBERVIEW / OKLAHOMA ST.**

13

- Voted a team captain in his first season with the program
- A veteran who played in 114 games over four seasons at Oklahoma State
- Is versatile and can play anywhere from 1-4 because of his strength
- Only player in Okla. St. history with more than 1,000 pts, 600 rebs and 400 assists

LIKEKELE IN 2022-23

- Was solid in his Buckeye debut with nine points, nine rebounds and a team-high six assists vs. Robert Morris (11/7)
- Returned to the floor in the win over Alabama A&M (12/29) and had five assists and no turnovers
- Scored four points on 2-of-3 shooting at Nebraska (1/18)
- Was tremendous in leading the Buckeyes to a win over Iowa (1/21), scoring 18 points, grabbing 10 rebounds and dishing-out seven assists for his first double-double of the year
- Recorded his 500th career assist in the game vs. Northwestern (2/9)
- Scored 11 points on 4-of-4 from the floor. Also had four assists and zero turnovers vs. Maryland (3/1)



POINTS

Season 18, vs. Iowa (1/21/23)
Career 26, vs. Syracuse (11/27/19)

REBOUNDS

Season 10, 2x (last: vs. Iowa, 1/21/23)
Career 13, at UT Arlington (11/25/20)

ASSISTS

Season 7, vs. Iowa (1/21/23)
Career 11, vs. TCU (2/5/20)

STEALS

Season 3, vs. Wisconsin (2/2/23)
Career 8, vs. Syracuse (11/27/19)

BLOCKS

Season 2, vs. Robert Morris (11/7/22)
Career 2, 6x (last: vs. R. Morris, 11/7/22)

FIELD GOALS

Season 7, vs. Iowa (1/21/23)
Career 10, at Baylor (3/6/19)

FG ATTEMPTS

Season 12, vs. Iowa (1/21/23)
Career 15, 2x (last: vs. Kansas, 1/4/22)

3-PT FGS

Season 1, 2x (last: vs. Penn State, 2/23/23)
Career 1, 21x (last: vs. Penn St., 2/23/23)

3-PT FG ATTS

Season 1, 9x (last: vs. Penn State, 2/23/23)
Career 3, 2x (last: at UT Arlington, 11/25/20)

FREE THROWS

Season 3, 2x (last: vs. Maryland, 3/1/23)
Career 11, 2x (last: vs. Syracuse, 11/27/19)

FT ATTEMPTS

Season 6, vs. Northwestern (2/9/23)
Career 12, vs. Baylor (1/23/21)

MINUTES

Season 33:09, vs. Wisconsin (2/2/23)
Career 45:00, vs. Texas (2/6/21)

DOUBLE-DOUBLES (5)

Date	Team	Pts / Reb
2/5/20	TCU	15 / 11 asst.
2/8/20	at Baylor	11 / 10
3/7/20	at Texas	15 / 10
1/4/22	Kansas	16 / 12
1/21/23	Iowa	18 / 10

2022-23 GAME-BY-GAME STATISTICS

Opponent	Date	GS	MIN	Total		3-Pointers		Free throws		Rebounds				PF	A	TO	BLK	STL	PTS	AVG	
				FG-FGA	PCT	3FG-3FGA	PCT	FT-FTA	PCT	OFF	DEF	TOT	AVG								
Robert Morris	11/07/2022	*	30:21	4-9	.444	0-1	.000	1-2	.500	2	7	9	9.0	1	6	1	2	2	9	9.0	
Charleston So.	11/10/2022	*	21:46	2-4	.500	0-0	.000	0-1	.000	1	4	5	7.0	1	4	1	0	0	4	6.5	
Eastern Ill.	11/16/2022	*	29:25	2-5	.400	0-1	.000	0-0	.000	2	8	10	8.0	1	3	3	1	1	4	5.7	
vs San Diego St.	11/21/2022	*	29:13	0-5	.000	0-1	.000	2-2	1.000	1	4	5	7.3	1	1	3	0	0	2	4.0	
vs Cincinnati	11/22/2022	*	27:37	0-6	.000	0-1	.000	0-0	.000	3	4	7	7.2	2	4	1	0	0	0	3.8	
vs Texas Tech	11/23/2022	*	31:11	2-3	.667	0-0	.000	0-0	.000	1	1	2	6.3	3	3	0	0	2	4	3.8	
at Duke	11/30/2022	*	25:06	2-3	.667	0-1	.000	1-4	.250	1	6	7	6.4	5	1	0	0	1	5	4.0	
Saint Francis (PA)	12/03/2022	*	24:59	4-6	.667	0-0	.000	0-0	.000	2	3	5	6.3	1	3	1	1	0	8	4.5	
Alabama A&M	12/29/2022		08:30	1-1	1.000	0-0	.000	0-0	.000	1	1	2	5.8	1	5	0	1	0	2	4.2	
at Northwestern	01/01/2023		15:32	0-2	.000	0-0	.000	0-0	.000	1	3	4	5.6	0	2	3	0	1	0	3.8	
Purdue	01/05/2023		11:00	1-3	.333	0-0	.000	0-0	.000	1	1	2	5.3	2	0	0	0	1	2	3.6	
at Maryland	01/08/2023		23:37	1-3	.333	0-0	.000	0-0	.000	1	1	2	5.0	3	4	0	0	1	2	3.5	
Minnesota	01/12/2023		18:05	0-2	.000	0-0	.000	0-0	.000	0	1	1	4.7	1	2	0	0	1	0	3.2	
at Rutgers	01/15/2023	*	17:35	0-5	.000	0-1	.000	0-0	.000	3	0	3	4.6	3	1	1	0	1	0	3.0	
at Nebraska	01/18/2023		13:08	2-3	.667	0-0	.000	0-0	.000	0	2	2	4.4	2	1	1	0	1	4	3.1	
Iowa	01/21/2023	*	32:04	7-12	.583	1-1	1.000	3-5	.600	2	8	10	4.8	3	7	1	0	0	18	4.0	
at Illinois	01/24/2023	*	25:20	2-8	.250	0-0	.000	1-4	.250	1	4	5	4.8	1	2	1	0	1	5	4.1	
at Indiana	01/28/2023		16:55	0-1	.000	0-0	.000	0-0	.000	0	2	2	4.6	4	3	0	0	0	0	3.8	
Wisconsin	02/02/2023	*	33:09	4-9	.444	0-0	.000	0-0	.000	2	5	7	4.7	2	4	5	1	3	8	4.1	
at Michigan	02/05/2023	*	12:33	1-4	.250	0-0	.000	0-0	.000	1	2	3	4.7	0	2	0	0	0	2	4.0	
Northwestern	02/09/2023	*	28:22	1-2	.500	0-0	.000	2-6	.333	0	7	7	4.8	3	2	1	0	1	4	4.0	
Michigan St.	02/12/2023		05:41	0-0	.000	0-0	.000	0-0	.000	0	1	1	4.6	0	0	0	0	1	0	3.8	
at Iowa	02/16/2023		26:09	2-7	.286	0-1	.000	0-0	.000	0	3	3	4.5	2	4	0	0	0	4	3.8	
at Purdue	02/19/2023		17:13	2-3	.667	0-0	.000	0-1	.000	1	3	4	4.5	4	1	0	0	0	4	3.8	
Penn St.	02/23/2023		32:16	3-7	.429	1-1	1.000	0-0	.000	1	5	6	4.6	1	4	1	1	0	7	3.9	
Illinois	02/26/2023		26:25	0-0	.000	0-0	.000	0-0	.000	0	4	4	4.5	3	2	3	0	0	0	3.8	
Maryland	03/01/2023	*	23:10	4-4	1.000	0-0	.000	3-3	1.000	0	0	0	4.4	5	4	0	0	1	11	4.0	
at Michigan St.	03/04/2023		21:56	1-3	.333	1-1	1.000	0-0	.000	0	1	1	4.3	4	0	2	0	1	3	4.0	
Totals			15	628:26	48-120	.400	3-10	.300	13-28	.464	28	91	119	4.3	59	75	29	7	20	112	4.0

CAREER STATISTICS

SEASON	TEAM	GP-GS	MIN/AVG	Field Goals		3-Point		F-Throws		Rebounds				Scoring	
				FG-FGA	FG%	3FG-3FGA	3FG%	FT-FTA	FT%	OFF	DEF	TOT	AVG	PF-FO	A
2018-19	OSU	32-32	925/28.9	103-221	.466	6-25	.240	67-102	.657	17	135	152	4.8	69-2	126
2019-20	OSU	28-28	907/32.4	109-237	.460	3-14	.214	84-127	.661	32	125	157	5.6	85-0	127
2020-21	OSU	24-20	811/33.8	81-168	.482	8-18	.444	49-86	.570	45	113	158	6.6	52-1	86
2021-22	OSU	30-30	925/30.8	90-206	.437	2-11	.182	30-56	.536	46	119	165	5.5	50-1	102
2022-23	OSU	28-15	628/22.4	48-120	.400	3-10	.300	13-28	.464	28	91	119	4.3	59-2	75
TOTAL FOR OSU		28-15	628/22.4	48-120	.400	3-10	.300	13-28	.464	28	91	119	4.3	59-2	75
TOTAL		142-125	4196/29.5	431-952	.453	22-78	.282	243-399	.609	168	583	751	5.3	285-6	516



JUSTICE SUEING

REDSHIRT-SENIOR
FORWARD • 6-6 • 210
HONOLULU, HAWAII
MATER DEI / CAL

14

- Has been voted a team captain for the second consecutive season
- In his fourth year in Columbus after transferring from Cal
- Is a unique player in that he is a 6-6 wing that can play any position from 1-4
- Described by the coaches as the team's "Swiss Army knife"



POINTS

Season 33, vs. Texas Tech (11/23/22)
Career 33, vs. Texas Tech (11/23/22)

REBOUNDS

Season 11, 2x (last: vs. Illinois, 2/26/23)
Career 11, 4x (last: vs. Illinois, 2/26/23)

ASSISTS

Season 7, at Michigan State (3/4/23)
Career 7, at Michigan State (3/4/23)

STEALS

Season 3, vs. Robert Morris (11/7/22)
Career 5, 2x (last: vs. Penn State, 1/27/21)

BLOCKS

Season 2, vs. Wisconsin (2/2/23)
Career 2, 6x (last: vs. Wisconsin, 2/2/23)

FIELD GOALS

Season 12, vs. Texas Tech (11/23/22)
Career 12, vs. Texas Tech (11/23/22)

FG ATTEMPTS

Season 19, vs. Texas Tech (11/23/22)
Career 19, 2x (last: vs. Texas Tech, 11/23/22)

3-PT FGS

Season 2, 5x (last: vs. Maryland, 3/1/23)
Career 4, 6x (last: vs. San Diego St., 12/28/18)

3-PT FG ATTS

Season 6, vs. Michigan St. (2/12/23)
Career 9, 2x (last: at UCLA, 1/25/18)

FREE THROWS

Season 8, 2x (last: vs. Maryland, 3/1/23)
Career 9, 5x (last: vs. Illinois, 3/14/21)

FT ATTEMPTS

Season 9, at Northwestern (1/1/23)
Career 14, vs. Arizona (1/17/18)

MINUTES

Season 39:09, vs. North Carolina (12/17/22)
Career 41:41, vs. Illinois (3/14/21)

DOUBLE-DOUBLES (6)


Date	Team	Pts / Reb
1/3/19	at USC	16 / 11
1/9/21	at Rutgers	12 / 10
1/27/21	Penn State	13 / 10
2/4/21	at Iowa	12 / 11
2/13/21	Indiana	16 / 10
2/26/23	Illinois	14 / 11

2022-23 GAME-BY-GAME STATISTICS

Opponent	Date	GS	MIN	Total		3-Pointers		Free throws		Rebounds				PF	A	TO	BLK	STL	PTS	AVG	
				FG-FGA	PCT	3FG-3FGA	PCT	FT-FTA	PCT	OFF	DEF	TOT	AVG								
Robert Morris	11/07/2022	*	23:57	8-14	.571	2-3	.667	2-4	.500	1	1	2	2.0	0	2	2	1	3	20	26.0	
Charleston So.	11/10/2022	*	21:07	3-7	.429	0-3	.000	5-5	1.000	1	2	3	2.5	0	1	1	0	11	15.5		
Eastern Ill.	11/16/2022	*	24:00	2-10	.200	0-5	.000	2-2	1.000	1	3	4	3.0	1	1	5	1	6	12.3		
vs San Diego St.	11/21/2022	*	22:59	3-11	.273	0-1	.000	0-0	.000	-4	2	6	3.8	2	1	1	1	6	10.8		
vs Cincinnati	11/22/2022	*	25:59	4-13	.308	0-4	.000	3-5	.600	2	4	6	4.2	1	1	0	0	1	11	10.8	
vs Texas Tech	11/23/2022	*	31:23	12-19	.632	1-5	.200	8-8	1.000	4	4	8	4.8	0	5	1	0	2	33	14.5	
at Duke	11/30/2022	*	26:03	4-10	.400	0-1	.000	4-4	1.000	3	2	5	4.9	5	1	3	0	0	12	14.1	
Saint Francis (PA)	12/03/2022	*	17:09	2-7	.286	1-3	.333	1-3	.333	0	5	5	4.9	1	3	0	0	0	6	13.1	
Rutgers	12/08/2022	*	35:21	4-12	.333	1-2	.500	0-0	.000	3	1	4	4.8	1	3	4	0	2	0	12.7	
vs North Carolina	12/17/2022	*	39:09	7-14	.500	1-3	.333	1-4	.250	4	5	9	5.2	1	0	1	0	0	16	13.0	
Maine	12/21/2022	*	31:13	7-12	.583	0-1	.000	1-1	1.000	0	6	6	5.3	1	3	0	0	1	15	13.2	
Alabama A&M	12/29/2022	*	32:04	6-8	.750	2-3	.667	4-5	.800	1	0	1	4.9	3	2	3	0	1	18	13.6	
at Northwestern	01/01/2023	*	33:08	4-8	.500	0-0	.000	5-9	.556	2	4	6	5.0	3	5	3	1	0	13	13.5	
Purdue	01/05/2023	*	32:01	6-11	.545	2-3	.667	1-2	.500	2	2	4	4.9	2	2	2	0	0	15	13.6	
at Maryland	01/08/2023	*	33:35	8-13	.615	2-4	.500	3-4	.750	3	2	5	4.9	3	1	3	0	1	21	14.1	
Minnesota	01/12/2023	*	28:59	4-13	.308	0-2	.000	5-6	.833	3	2	5	4.9	0	2	1	1	0	13	14.1	
at Rutgers	01/15/2023	*	34:18	3-11	.273	0-4	.000	1-2	.500	1	2	3	4.8	2	2	4	0	0	7	13.6	
at Nebraska	01/18/2023	*	28:57	1-6	.167	0-0	.000	2-4	.500	2	2	4	4.8	4	4	4	0	0	4	13.1	
Iowa	01/21/2023	*	28:59	4-9	.444	1-4	.250	1-2	.500	1	1	2	4.6	0	2	2	0	1	10	12.9	
at Illinois	01/24/2023	*	21:00	6-11	.545	1-2	.500	0-0	.000	2	2	4	4.6	3	0	0	1	0	13	13.0	
at Indiana	01/28/2023	*	25:20	2-7	.286	0-3	.000	1-2	.500	0	3	3	4.5	3	0	1	0	2	5	12.6	
Wisconsin	02/02/2023	*	31:11	4-6	.667	0-0	.000	0-2	.000	1	10	11	4.8	2	1	3	2	1	8	12.4	
at Michigan	02/05/2023	*	33:01	5-12	.417	1-3	.333	3-4	.750	1	4	5	4.8	1	1	0	1	0	14	17.4	
Northwestern	02/09/2023	*	34:08	7-11	.636	0-3	.000	5-7	.714	3	5	8	5.0	2	2	3	0	0	19	12.7	
Michigan St.	02/12/2023	*	31:02	2-11	.182	1-6	.167	0-0	.000	1	3	6	5.0	2	1	2	0	1	5	12.4	
at Iowa	02/16/2023	*	27:20	2-5	.400	0-1	.000	4-4	1.000	0	4	4	5.0	2	0	1	0	1	8	12.2	
at Purdue	02/19/2023	*	28:44	2-9	.222	0-1	.000	2-2	1.000	0	2	2	4.9	2	1	5	0	1	6	12.0	
Penn St.	02/23/2023	*	32:24	4-12	.333	0-1	.000	1-1	1.000	4	6	10	5.0	2	4	0	1	0	9	11.9	
Illinois	02/26/2023	*	36:48	6-14	.429	0-2	.000	2-2	1.000	3	8	11	5.2	2	2	0	1	1	14	12.0	
Maryland	03/01/2023	*	35:12	3-7	.429	2-2	1.000	8-8	1.000	2	4	6	5.3	3	0	1	1	0	16	12.1	
at Michigan St.	03/04/2023	*	33:46	4-10	.400	0-3	.000	2-2	1.000	3	6	9	5.4	3	7	1	0	2	10	12.0	
Totals			28	920:16	139-323	.430	18-78	.231	77-104	.740	58	109	167	5.4	57	60	57	12	22	373	12.0

CAREER STATISTICS

				Field Goals		3-Point		F-Throws		Rebounds							Scoring			
SEASON	TEAM	GP-GS	MIN/AVG	FG-FGA	FG%	3FG-3FGA	3FG%	FT-FTA	FT%	OFF	DEF	TOT	AVG	PF-FO	A	TO	BLK	STL	PTS	AVG
2017-18	Cal	32-31	1023/32.0	157-362	.434	42-135	.311	86-128	.672	48	124	172	5.4	75-1	44	68	15	48	442	13.8
2018-19	Cal	31-30	1068/34.5	140-324	.432	35-116	.302	129-165	.782	46	140	186	6.0	78-0	61	53	15	52	444	14.3
2020-21	OSU	31-31	876/28.3	109-222	.491	22-61	.361	93-124	.750	48	122	170	5.5	75-3	46	56	6	29	333	10.7
2021-22	OSU	2-0	30/15.2	5-13	.385	0-4	.000	2-2	1.000	1	6	7	3.5	3-0	0	2	0	1	12	6.0
2022-23	OSU	31-28	920/29.7	139-323	.430	18-78	.231	77-104	.740	58	109	167	5.4	57-1	60	57	12	22	373	12.0
TOTAL FOR OSU		64-59	1827/28.5	253-558	.453	40-143	.280	172-230	.748	107	237	344	5.4	135-4	106	115	18	52	718	11.2
TOTAL		127-120	3918/30.9	550-1244	.442	117-394	.297	387-523	.740	201	501	702	5.5	288-5	211	236	48	152	1604	12.6



BOWEN HARDMAN

FRESHMAN
GUARD • 6-3 • 175
CINCINNATI, OHIO
PRINCETON

15

- Knock-down shooter who rarely misses when open on the perimeter
- Senior season at Princeton HS was slowed by an ankle injury but he still averaged over 10 points and shot 32 percent from long range
- Will work on getting bigger and stronger this season

HARDMAN IN 2022-23

- Scored his first career points by knocking-down a pair of three-pointers in the win over Maine (12/21)
- Knocked-down two three-pointers to finish with six points vs. Alabama A&M (12/29)



POINTS

Season 6, 2x (last: vs. Ala. A&M, 12/29/22)

REBOUNDS

Season

ASSISTS

Season

STEALS

Season

BLOCKS

Season

FIELD GOALS

Season 2, 2x (last: vs. Ala. A&M, 12/29/22)

FG ATTEMPTS

Season 4, vs. Alabama A&M (12/29/22)

3-PT FGS

Season 2, 2x (last: vs. Ala. A&M, 12/29/22)

3-PT FG ATTS

Season 4, vs. Alabama A&M (12/29/22)

FREE THROWS

Season

FT ATTEMPTS

Season

MINUTES

Season 3:50, vs. Maine (12/21/22)

2022-23 GAME-BY-GAME STATISTICS


Opponent	Date	GS	MIN	Total		3-Pointers		Free throws		Rebounds				PF		A		BLK		STL		PTS	
				FG-FGA	PCT	3FG-3FGA	PCT	FT-FTA	PCT	OFF	DEF	TOT	AVG	PF	A	TO	BLK	STL	PTS	AVG			
Robert Morris	11/07/2022		03:39	0-1	.000	0-1	.000	0-0	.000	0	0	0	0.0	0	0	0	0	0	0	0	0	0.0	
Charleston So.	11/10/2022		03:32	0-0	.000	0-0	.000	0-0	.000	0	0	0	0.0	0	0	0	0	0	0	0	0	0.0	
Saint Francis (PA)	12/03/2022		03:06	0-1	.000	0-1	.000	0-0	.000	0	0	0	0.0	0	0	0	0	0	0	0	0	0.0	
Maine	12/21/2022		03:50	2-2	1.000	2-2	1.000	0-0	.000	0	0	0	0.0	1	0	0	0	0	0	6	1.5		
Alabama A&M	12/29/2022		03:13	2-4	.500	2-4	.500	0-0	.000	0	0	0	0.0	1	0	0	0	0	0	6	2.4		
Maryland	03/01/2023		00:01	0-0	.000	0-0	.000	0-0	.000	0	0	0	0.0	0	0	0	0	0	0	0	0	2.0	
Totals		0	17:21	4-8	.500	4-8	.500	0-0	.000	0	0	0	0.0	2	0	0	0	0	0	12	2.0		

Player Averages

Games Played	Minutes/game	Points/game	FG Pct	3FG Pct	FT Pct	Rebounds/game	Assists/game	Turnovers/game	Assist/Turnover ratio	Steals/game	Blocks/game
6	2.9	2.0	50.0	50.0	0.0	0.0	0.0	0.0	0.0	0.0	0.0

CAREER STATISTICS

				Field Goals		3-Point		F-Throws		Rebounds										Scoring	
SEASON	TEAM	GP-GS	MIN/AVG	FG-FGA	FG%	3FG-3FGA	3FG%	FT-FTA	FT%	OFF	DEF	TOT	AVG	PF-FO	A	TO	BLK	STL	PTS	AVG	
2022-23	OSU	6-0	17/2.9	4-8	.500	4-8	.500	0-0	.000	0	0	0	0.0	2-0	0	0	0	0	12	2.0	
TOTAL		6-0	17/2.9	4-8	.500	4-8	.500	0-0	.000	0	0	0	0.0	2-0	0	0	0	0	12	2.0	



ZED KEY

JUNIOR
FORWARD • 6-8 • 255
BAY SHORE, N.Y.
LONG ISLAND LUTHERAN

23

- Voted one of the team's captains
- Team's leading returning scorer and rebounder
- Led the team each of the last two seasons in shooting, connecting on 61.6% as a freshman and shot over 56% last year
- One of the most NIL savvy members of the team

KEY IN 2022-23

- Had a double-double in the season-opener vs. Robert Morris (11/7) with 13 points and 10 rebounds, making the first two three-pointers that he attempted in his career
- Recorded a double-double in the first half vs. Charleston Southern (11/10), finishing the game with 17 points and 13 rebounds
- Joins Evan Turner, Jared Sullinger and Keita Bates-Diop as the only Buckeyes since 2004 to have a double-double in each of the first two games of a season
- Tied a career-high with 14 rebounds in another double-double effort against Eastern Illinois (11/16)
- Led the team with 19 points on 8-of-11 shooting in the win over San Diego State (11/22)
- Scored a then career-high 21 points, had eight rebounds and a career-high tying three blocks at Duke (11/30)
- Was dominant vs. Rutgers (12/8), scoring a career-high 22 points and matching his career-high with 14 rebounds
- Posted his fifth double-double with 11 points and 11 rebounds to go along with two blocks and two steals at Northwestern (1/1)



POINTS

Season 22, vs. Rutgers (12/8/22)
Career 22, vs. Rutgers (12/8/22)

REBOUNDS

Season 14, 2x (last: vs. Rutgers, 12/8/22)
Career 14, 3x (last: vs. Rutgers, 12/8/22)

ASSISTS

Season 2, 3x (last: vs. Maine, 12/21/22)
Career 2, 7x (last: vs. Maine, 12/21/22)

STEALS

Season 2, 4x (last: at Michigan, 2/5/23)
Career 2, 5x (last: at Michigan, 2/5/23)

BLOCKS

Season 3, 3x (last: at Nebraska, 1/18/23)
Career 3, 6x (last: vs. Ala. A&M, 12/29/22)

FIELD GOALS

Season 9, vs. Rutgers (12/8/22)
Career 9, vs. Rutgers (12/8/22)

FG ATTEMPTS

Season 13, vs. Wisconsin (2/2/23)
Career 15, vs. Duke (11/30/21)

3-PT FGS

Season 2, 2x (last: vs. N. Carolina, 12/17/22)
Career 2, 2x (last: vs. N. Carolina, 12/17/22)

3-PT FG ATTS

Season 3, 4x (last: vs. Maine, 12/21/22)
Career 3, 4x (last: vs. Maine, 12/21/22)

FREE THROWS

Season 7, at Duke (11/30/22)
Career 7, at Duke (11/30/22)

FT ATTEMPTS

Season 8, at Duke (11/30/22)
Career 9, 2x (last: at Rutgers, 1/9/21)

MINUTES

Season 32:59, vs. Rutgers (12/8/22)
Career 34:24, at Nebraska (1/2/22)

DOUBLE-DOUBLES (8)


Date	Team	Pts / Reb
12/13/20	Cleveland State	12 / 10
2/9/22	at Rutgers	10 / 12
11/7/22	Robert Morris	13 / 10
11/10/22	Charleston Southern	17 / 13
11/16/22	Eastern Illinois	10 / 14
12/8/22	Rutgers	22 / 14
1/1/23	at Northwestern	11 / 11
1/18/23	at Nebraska	11 / 10

2022-23 GAME-BY-GAME STATISTICS

Opponent	Date	GS	MIN	Total		3-Pointers		Free throws		Rebounds				PF	A	TO	BLK	STL	PTS	AVG	
				FG-FGA	PCT	3FG-3FGA	PCT	FT-FTA	PCT	OFF	DEF	TOT	AVG								
Robert Morris	11/07/2022	*	21:02	4-5	.800	2-3	.667	3-6	.500	4	6	10	10.0	2	0	1	0	0	13	13.0	
Charleston So.	11/10/2022	*	20:49	8-10	.800	0-0	.000	1-1	1.000	6	7	13	11.5	1	1	1	0	0	17	15.0	
Eastern Ill.	11/16/2022	*	25:24	4-6	.667	1-3	.333	1-5	.200	4	10	14	12.3	2	1	1	1	0	10	13.3	
vs San Diego St.	11/21/2022	*	20:54	3-8	.375	0-0	.000	1-1	1.000	1	2	3	10.0	4	1	0	1	0	7	11.8	
vs Cincinnati	11/22/2022	*	24:14	8-11	.727	0-2	.000	3-4	.750	4	4	8	9.6	2	1	1	0	0	19	13.2	
vs Texas Tech	11/23/2022	*	30:34	2-5	.400	0-0	.000	5-5	1.000	2	1	3	8.5	2	2	2	2	1	9	12.5	
at Duke	11/30/2022	*	32:57	7-9	.778	0-1	.000	7-8	.875	4	4	8	8.4	4	1	3	3	1	21	13.7	
Saint Francis (PA)	12/03/2022	*	21:38	5-5	1.000	0-0	.000	1-2	.500	3	2	5	8.0	1	1	1	1	0	11	13.4	
Rutgers	12/08/2022	*	32:59	9-12	.750	1-2	.500	3-6	.500	7	7	14	8.7	3	2	2	1	0	22	14.3	
vs North Carolina	12/17/2022	*	31:51	4-11	.364	2-3	.667	1-2	.500	1	3	4	8.2	3	1	1	1	1	11	14.0	
Maine	12/21/2022	*	23:35	5-9	.556	0-3	.000	4-5	.800	3	3	6	8.0	0	2	1	2	2	14	14.0	
Alabama A&M	12/29/2022	*	25:46	3-6	.500	0-1	.000	3-6	.500	4	6	10	8.2	1	1	1	3	0	9	13.6	
at Northwestern	01/01/2023	*	28:29	4-8	.500	0-1	.000	3-4	.750	1	10	11	8.4	3	0	2	2	2	11	13.4	
Purdue	01/05/2023	*	03:48	0-0	.000	0-0	.000	0-0	.000	0	0	0	7.8	0	0	0	0	0	0	12.4	
Minnesota	01/12/2023	*	29:41	5-7	.714	0-1	.000	0-1	.000	2	6	8	7.8	2	0	4	0	1	10	12.3	
at Rutgers	01/15/2023	*	27:15	4-10	.400	0-0	.000	3-3	1.000	5	4	9	7.9	4	0	1	0	0	11	12.2	
at Nebraska	01/18/2023	*	29:24	4-10	.400	0-0	.000	3-5	.600	3	7	10	8.0	1	0	0	3	1	11	12.1	
Iowa	01/21/2023	*	27:54	4-10	.400	0-0	.000	3-4	.750	2	7	9	8.1	1	1	1	0	2	11	12.1	
at Illinois	01/24/2023	*	23:18	2-8	.250	0-1	.000	4-5	.800	1	2	3	7.8	5	1	2	1	1	8	11.8	
at Indiana	01/28/2023	*	25:53	4-6	.667	1-1	1.000	3-5	.600	2	2	4	7.6	3	0	1	0	0	12	11.9	
Wisconsin	02/02/2023	*	29:07	5-13	.385	0-2	.000	2-4	.500	4	5	9	7.7	4	1	1	0	0	12	11.9	
at Michigan	02/05/2023	*	24:23	3-7	.429	0-0	.000	0-0	.000	4	4	8	7.7	3	0	2	1	2	6	11.6	
Northwestern	02/09/2023	*	27:30	3-5	.600	0-0	.000	2-3	.667	4	6	10	7.8	4	2	1	1	0	8	11.4	
Michigan St.	02/12/2023	*	19:33	2-4	.500	0-0	.000	0-0	.000	5	3	8	7.8	3	0	3	0	0	4	11.1	
at Iowa	02/16/2023	*	13:13	2-5	.400	0-0	.000	0-0	.000	0	1	1	7.5	3	1	1	1	0	4	10.8	
Totals			23	621:11	104-190	.547	7-24	.292	56-85	.659	76	112	188	7.5	61	20	34	24	14	271	10.8

CAREER STATISTICS

SEASON	TEAM	GP-GS	MIN/AVG	Field Goals FG-FGA FG%	3-Point 3FG-3FGA 3FG%	F-Throws FT-FTA FT%	Rebounds OFF DEF TOT AVG	PF-FO	A	TO	BLK	STL	PTS	AVG
2020-21	OSU	31-1	364/11.7	61-99 .616	0-0 .000	38-69 .551	47 58 105 3.4	60-0	9	24	22	3	160	5.2
2021-22	OSU	29-23	573/19.8	95-169 .562	0-0 .000	36-62 .581	58 105 163 5.6	69-0	15	33	24	6	226	7.8
2022-23	OSU	25-23	621/24.8	104-190 .547	7-24 .292	56-85 .659	76 112 188 7.5	61-1	20	34	24	14	271	10.8
TOTAL		85-47	1558/18.3	260-458 .568	7-24 .292	130-216 .602	181 275 456 5.4	190-1	44	91	70	23	657	7.7



KALEN ETZLER

REDSHIRT-FRESHMAN
GUARD • 6-8 • 190
VAN WERT, OHIO
CRESTVIEW

24

- Joined the program in the summer of 2021 and redshirted last season
- Has come a long way from last year, putting on 15 pounds of muscle
- Worked extremely hard on his jump shot and has become a reliable shooter from the perimeter

ETZLER IN 2022-23

- Scored his first collegiate points on a rebound and put-back in the win over Cincinnati (11/22) in Maui



POINTS

Season 3, vs. St. Francis (12/3/22)

REBOUNDS

Season 3, 2x (last: vs. St. Francis, 12/3/22)

ASSISTS

Season 1, vs. St. Francis (12/3/22)

STEALS

Season

BLOCKS

Season

FIELD GOALS

Season 1, 3x (last: vs. Maine, 12/21/22)

FG ATTEMPTS

Season 2, 2x (last: vs. Maine, 12/21/22)

3-PT FGS

Season 1, vs. St. Francis (12/3/22)

3-PT FG ATTS

Season 1, 5x (last: vs. Maine, 12/21/22)

FREE THROWS

Season

FT ATTEMPTS

Season

MINUTES

Season 8:25, vs. St. Francis (12/3/22)

2022-23 GAME-BY-GAME STATISTICS


Opponent	Date	GS	MIN	Total		3-Pointers		Free throws		Rebounds											
				FG-FGA	PCT	3FG-3FGA	PCT	FT-FTA	PCT	OFF	DEF	TOT	AVG	PF	A	TO	BLK	STL	PTS	AVG	
Robert Morris	11/07/2022		04:22	0-1	.000	0-1	.000	0-0	.000	0	2	2	2.0	1	0	1	0	0	0	0	0.0
Charleston So.	11/10/2022		05:30	0-1	.000	0-1	.000	0-0	.000	0	3	3	2.5	1	0	1	0	0	0	0	0.0
Eastern Ill.	11/16/2022		03:57	0-1	.000	0-1	.000	0-0	.000	0	1	1	2.0	1	0	0	0	0	0	0	0.0
vs Cincinnati	11/22/2022		01:58	1-1	1.000	0-0	.000	0-0	.000	1	0	1	1.8	0	0	0	0	0	2	0.5	
Saint Francis (PA)	12/03/2022		08:25	1-2	.500	1-1	1.000	0-0	.000	1	2	3	2.0	1	1	0	0	0	3	1.0	
Maine	12/21/2022		03:50	1-2	.500	0-1	.000	0-0	.000	0	2	2	2.0	0	0	0	0	0	2	1.2	
Alabama A&M	12/29/2022		01:46	0-0	.000	0-0	.000	0-0	.000	0	0	0	1.7	0	0	0	0	0	0	1.0	
Maryland	03/01/2023		00:01	0-0	.000	0-0	.000	0-0	.000	0	0	0	1.5	0	0	0	0	0	0	0.9	
Totals		0	29:49	3-8	.375	1-5	.200	0-0	.000	2	10	12	1.5	4	1	2	0	0	7	0.9	

Player Averages

Games Played	Minutes/game	Points/game	FG Pct	3FG Pct	FT Pct	Rebounds/game	Assists/game	Turnovers/game	Assist/Turnover ratio	Steals/game	Blocks/game
8	3.7	0.9	37.5	20.0	0.0	1.5	0.1	0.3	0.5	0.0	0.0

CAREER STATISTICS

				Field Goals		3-Point		F-Throws		Rebounds										Scoring	
SEASON	TEAM	GP-GS	MIN/AVG	FG-FGA	FG%	3FG-3FGA	3FG%	FT-FTA	FT%	OFF	DEF	TOT	AVG	PF-FO	A	TO	BLK	STL	PTS	AVG	
2022-23	OSU	8-0	30/3.7	3-8	.375	1-5	.200	0-0	.000	2	10	12	1.5	4-0	1	2	0	0	7	0.9	
TOTAL		8-0	30/3.7	3-8	.375	1-5	.200	0-0	.000	2	10	12	1.5	4-0	1	2	0	0	7	0.9	



FELIX OKPARA

FRESHMAN
CENTER • 6-11 • 220
LAGOS, NIGERIA
HAMILTON HEIGHTS CHRISTIAN
ACADEMY / LINK ACADEMY

34

- A consensus four-star recruit and a Top-60 ranked player in the 2022 class
- A hungry player, who's worked extremely hard on his game since getting to campus
- Elite shot-blocker that will bring a defensive presence around the rim
- Is quicker and more agile than tradition 6-11 post players



POINTS

Season 12, vs. Maryland (3/1/23)

REBOUNDS

Season 12, 2x (last: vs. Maryland, 3/1/23)

ASSISTS

Season 2, 2x (last: vs. Purdue, 1/5/23)

STEALS

Season 4, vs. North Carolina (12/17/22)

BLOCKS

Season 4, at Purdue (2/19/23)

FIELD GOALS

Season 5, 2x (last: vs. Maryland, 3/1/23)

FG ATTEMPTS

Season 8, vs. Maryland (3/1/23)

3-PT FGS

Season 1, vs. St. Francis (12/3/22)

3-PT FG ATTS

Season 1, 2x (last: vs. Maryland, 3/1/23)

FREE THROWS

Season 3, 2x (last: vs. Wisconsin, 2/2/23)

FT ATTEMPTS

Season 4, 2x (last: vs. Wisconsin, 2/2/23)

MINUTES

Season 30:10, vs. Purdue (1/5/23)

DOUBLE-DOUBLES (1)


Date	Team	Pts / Reb
12/3/22	St. Francis	10 / 12
3/1/23	Maryland	12 / 12

2022-23 GAME-BY-GAME STATISTICS

Opponent	Date	GS	MIN	Total		3-Pointers		Free throws		Rebounds				PF	A	TO	BLK	STL	PTS	AVG
				FG-FGA	PCT	3FG-3FGA	PCT	FT-FTA	PCT	OFF	DEF	TOT	AVG							
Robert Morris	11/07/2022		13:25	2-3	.667	0-0	.000	0-0	.000	0	2	2	2.0	2	0	0	1	0	4	4.0
Charleston So.	11/10/2022		19:11	1-4	.250	0-0	.000	0-0	.000	1	3	4	3.0	2	0	0	1	1	2	3.0
Eastern Ill.	11/16/2022		14:36	2-2	1.000	0-0	.000	0-0	.000	0	3	3	3.0	2	1	2	2	0	4	3.3
vs San Diego St.	11/21/2022		11:45	2-2	1.000	0-0	.000	0-0	.000	1	1	2	2.8	0	0	1	1	0	4	3.5
vs Cincinnati	11/22/2022		15:46	2-3	.667	0-0	.000	0-0	.000	2	1	3	2.8	1	0	1	2	0	4	3.6
vs Texas Tech	11/23/2022		09:26	1-1	1.000	0-0	.000	0-0	.000	0	3	3	2.8	1	0	1	0	0	2	3.3
at Duke	11/30/2022		07:03	0-1	.000	0-0	.000	2-2	1.000	2	2	4	3.0	1	0	1	0	0	2	3.1
Saint Francis (PA)	12/03/2022		16:09	3-7	.429	1-1	1.000	3-3	1.000	6	6	12	4.1	1	1	1	1	2	10	4.0
Rutgers	12/08/2022		07:01	0-0	.000	0-0	.000	1-2	.500	0	2	2	3.9	2	0	0	0	0	1	3.7
vs North Carolina	12/17/2022		11:51	2-2	1.000	0-0	.000	0-0	.000	1	2	3	3.8	5	2	0	2	4	4	3.7
Maine	12/21/2022		13:24	5-7	.714	0-0	.000	0-0	.000	3	1	4	3.8	2	0	0	1	0	10	4.3
Alabama A&M	12/29/2022		12:28	1-2	.500	0-0	.000	2-4	.500	2	2	4	3.8	0	0	1	0	1	4	4.3
at Northwestern	01/01/2023		11:22	0-0	.000	0-0	.000	0-0	.000	0	3	3	3.8	0	0	0	2	0	0	3.9
Purdue	01/05/2023		30:10	2-5	.400	0-0	.000	1-2	.500	3	2	5	3.9	2	2	0	3	0	5	4.0
at Maryland	01/08/2023	*	12:22	1-2	.500	0-0	.000	0-0	.000	0	0	0	3.6	3	0	0	0	0	2	3.9
Minnesota	01/12/2023		06:31	0-0	.000	0-0	.000	0-0	.000	0	2	2	3.5	1	0	0	2	1	0	3.6
at Rutgers	01/15/2023	*	15:59	2-4	.500	0-0	.000	0-0	.000	2	3	5	3.6	2	0	0	2	0	4	3.6
at Nebraska	01/18/2023		05:07	0-0	.000	0-0	.000	0-0	.000	0	1	1	3.4	1	0	0	0	0	0	3.4
Iowa	01/21/2023		11:45	3-4	.750	0-0	.000	0-0	.000	2	0	2	3.4	3	0	0	3	0	6	3.6
at Illinois	01/24/2023		12:33	0-0	.000	0-0	.000	0-0	.000	0	1	1	3.3	0	0	0	1	0	0	3.4
at Indiana	01/28/2023		14:33	4-5	.800	0-0	.000	0-3	.000	1	3	4	3.3	1	0	2	1	0	8	3.6
Wisconsin	02/02/2023		11:31	1-3	.333	0-0	.000	3-4	.750	1	2	3	3.3	2	0	0	0	0	5	3.7
at Michigan	02/05/2023		13:41	0-3	.000	0-0	.000	0-0	.000	3	1	4	3.3	2	0	1	0	0	0	3.5
Northwestern	02/09/2023		12:30	2-2	1.000	0-0	.000	0-0	.000	1	1	2	3.3	0	0	1	0	0	4	3.5
Michigan St.	02/12/2023		15:52	0-2	.000	0-0	.000	0-0	.000	4	2	6	3.4	0	0	0	1	1	0	3.4
at Iowa	02/16/2023		14:15	1-2	.500	0-0	.000	0-0	.000	0	3	3	3.3	3	0	1	0	0	2	3.3
at Purdue	02/19/2023	*	16:08	2-2	1.000	0-0	.000	0-0	.000	1	1	2	3.3	2	1	1	4	0	4	3.4
Penn St.	02/23/2023	*	17:59	4-4	1.000	0-0	.000	0-0	.000	0	1	1	3.2	2	0	0	0	0	8	3.5
Illinois	02/26/2023	*	08:17	2-3	.667	0-0	.000	0-0	.000	0	1	1	3.1	1	0	2	1	1	4	3.6
Maryland	03/01/2023	*	30:49	5-8	.625	0-1	.000	2-2	1.000	4	8	12	3.4	3	0	2	3	0	12	3.8
at Michigan St.	03/04/2023	*	16:54	2-4	.500	0-0	.000	0-0	.000	0	3	3	3.4	1	1	0	1	1	4	3.8
Totals		7	430:23	52-87	.598	1-2	.500	14-22	.636	40	66	106	3.4	48	8	18	35	12	119	3.8

CAREER STATISTICS

				Field Goals		3-Point		F-Throws		Rebounds									Scoring	
SEASON	TEAM	GP-GS	MIN/AVG	FG-FGA	FG%	3FG-3FGA	3FG%	FT-FTA	FT%	OFF	DEF	TOT	AVG	PF-FO	A	TO	BLK	STL	PTS	AVG
2022-23	OSU	31-7	430/13.9	52-87	.598	1-2	.500	14-22	.636	40	66	106	3.4	48-1	8	18	35	12	119	3.8
TOTAL		31-7	430/13.9	52-87	.598	1-2	.500	14-22	.636	40	66	106	3.4	48-1	8	18	35	12	119	3.8



COLBY BAUMANN

FRESHMAN
GUARD • 6-3 • 185
HOUSTON, TEXAS
IMG ACADEMY

42

- One of two walk-ons on the roster
- Did a post-graduate year at IMG Academy in 2021-22 before joining the program
- Is a hard worker who models his game after Kobe Bryant
- Brings a defensive presence on the perimeter



POINTS

Season

REBOUNDS

Season 1, 3x (last: vs. Ala. A&M, 12/29/22)

ASSISTS

Season 1, vs. Alabama A&M (12/29/22)

STEALS

Season

BLOCKS

Season

FIELD GOALS

Season

FG ATTEMPTS

Season 1, 2x (last: vs. Ala. A&M, 12/29/22)

3-PT FGS

Season

3-PT FG ATTS

Season 1, vs. Alabama A&M (12/29/22)

FREE THROWS

Season

FT ATTEMPTS

Season

MINUTES

Season 2:33, vs. Robert Morris (11/7/22)

2022-23 GAME-BY-GAME STATISTICS


Opponent	Date	GS	MIN	Total		3-Pointers		Free throws		Rebounds											
				FG-FGA	PCT	3FG-3FGA	PCT	FT-FTA	PCT	OFF	DEF	TOT	AVG	PF	A	TO	BLK	STL	PTS	AVG	
Robert Morris	11/07/2022		02:33	0-0	.000	0-0	.000	0-0	.000	1	0	1	1.0	0	0	0	0	0	0	0.0	
Saint Francis (PA)	12/03/2022		02:13	0-1	.000	0-0	.000	0-0	.000	0	1	1	1.0	0	0	1	0	0	0	0.0	
Alabama A&M	12/29/2022		01:12	0-1	.000	0-1	.000	0-0	.000	1	0	1	1.0	0	1	0	0	0	0	0.0	
Totals		0	05:58	0-2	.000	0-1	.000	0-0	.000	2	1	3	1.0	0	1	1	0	0	0	0.0	

Player Averages

Games Played	Minutes/game	Points/game	FG Pct	3FG Pct	FT Pct	Rebounds/game	Assists/game	Turnovers/game	Assist/Turnover ratio	Steals/game	Blocks/game
3	2.0	0.0	0.0	0.0	0.0	1.0	0.3	0.3	1.0	0.0	0.0

CAREER STATISTICS

				Field Goals		3-Point		F-Throws		Rebounds				Scoring			
SEASON	TEAM	GP-GS	MIN/AVG	FG-FGA	FG%	3FG-3FGA	3FG%	FT-FTA	FT%	OFF	DEF	TOT	AVG	PF-FO	A	TO	BLK
2022-23	OSU	3-0	6/2.0	0-2	.000	0-1	.000	0-0	.000	2	1	3	1.0	0-0	1	1	0
TOTAL		3-0	6/2.0	0-2	.000	0-1	.000	0-0	.000	2	1	3	1.0	0-0	1	1	0



OWEN SPENCER

JUNIOR
FORWARD • 6-9 • 215
CINCINNATI, OHIO
TURPIN / CITADEL

44

- One of two walk-ons on the roster
- Appeared in 23 games over the last two seasons at The Citadel
- Ohio native who returned to his home state to pursue a medical degree and someday would like to be a heart surgeon

SPENCER IN 2022-23

- Had a rebound and put-back for his first points as a Buckeye vs. Charleston Southern (11/10)
- Was put on scholarship following the game against Iowa (1/21)



POINTS

Season 2, vs. Charleston So. (11/10/22)
Career 7, vs. Toccoa Falls (12/5/20)

REBOUNDS

Season 4, vs. St. Francis (12/3/22)
Career 5, 3x (last: vs. Chattanooga, 1/29/22)

ASSISTS

Season 1, vs. Maine (12/21/22)
Career 1, 7x (last: vs. Maine, 12/21/22)

STEALS

Season
Career 1, at Duke (11/22/21)

BLOCKS

Season
Career 2, 2x (at Duke, 11/22/21)

FIELD GOALS

Season 1, vs. Charleston So. (11/10/22)
Career 3, vs. Toccoa Falls (12/5/20)

FG ATTEMPTS

Season 3, vs. St. Francis (12/3/22)
Career 7, vs. Toccoa Falls (12/5/20)

3-PT FGS

Season -
Career -

3-PT FG ATTS

Season -
Career 1, 2x (last: at UNC Asheville, 12/1/20)

FREE THROWS

Season 1, vs. Alabama A&M (12/29/22)
Career 3, vs. Chattanooga (1/29/22)

FT ATTEMPTS

Season 2, vs. Alabama A&M (12/29/22)
Career 4, vs. Chattanooga (1/29/22)

MINUTES

Season 3:32, vs. Charleston So. (11/10/22)
Career 21:48, vs. Carver (12/9/20)

2022-23 GAME-BY-GAME STATISTICS

Opponent	Date	GS	MIN	Total		3-Pointers		Free throws		Rebounds										
				FG-FGA	PCT	3FG-3FGA	PCT	FT-FTA	PCT	OFF	DEF	TOT	AVG	PF	A	TO	BLK	STL	PTS	AVG
Robert Morris	11/07/2022		02:33	0-1	.000	0-0	.000	0-0	.000	1	0	1	1.0	0	0	1	0	0	0.0	
Charleston So.	11/10/2022		03:32	1-2	.500	0-0	.000	0-0	.000	1	1	2	1.5	0	0	0	0	2	1.0	
Saint Francis (PA)	12/03/2022		02:13	0-3	.000	0-0	.000	0-0	.000	3	1	4	2.3	0	0	0	0	0	0.7	
Maine	12/21/2022		03:01	0-0	.000	0-0	.000	0-0	.000	0	0	0	1.8	0	1	0	0	0	0.5	
Alabama A&M	12/29/2022		01:12	0-0	.000	0-0	.000	1-2	.500	0	0	0	1.4	0	0	0	0	1	0.6	
at Purdue	02/19/2023		05:33	0-0	.000	0-0	.000	0-0	.000	0	2	2	1.5	4	1	1	0	0	0.5	
Totals		0	18:04	1-6	.167	0-0	.000	1-2	.500	5	4	9	1.5	4	2	2	0	3	0.5	

Player Averages

Games Played	Minutes/game	Points/game	FG Pct	3FG Pct	FT Pct	Rebounds/game	Assists/game	Turnovers/game	Assist/Turnover ratio	Steals/game	Blocks/game
6	3.0	0.5	16.7	0.0	50.0	1.5	0.3	0.3	1.0	0.0	0.0

CAREER STATISTICS

				Field Goals		3-Point		F-Throws		Rebounds										Scoring	
SEASON	TEAM	GP-GS	MIN/AVG	FG-FGA	FG%	3FG-3FGA	3FG%	FT-FTA	FT%	OFF	DEF	TOT	AVG	PF-FO	A	TO	BLK	STL	PTS	AVG	
2020-21	Cit	11-0	88/8.0	5-17	.294	0-0	.000	1-4	.250	6	14	20	1.8	8-0	2	3	3	0	11	1.0	
2021-22	Cit	12-0	88/7.3	2-8	.250	0-4	.000	5-9	.556	5	16	21	1.8	13-0	4	3	2	1	9	0.8	
2022-23	OSU	6-0	18/3.0	1-6	.167	0-0	.000	1-2	.500	5	4	9	1.5	4-0	2	2	0	0	3	0.5	
TOTAL FOR OSU		6-0	18/3.0	1-6	.167	0-0	.000	1-2	.500	5	4	9	1.5	4-0	2	2	0	0	3	0.5	
TOTAL		29-0	194/6.7	8-31	.258	0-4	.000	7-15	.467	16	34	50	1.7	25-0	8	8	5	1	23	0.8	