

## 2022-23 SCHEDULE

### NOVEMBER

Date	Day	Opponent	TV	Time/Result
9	Mon.	FLORIDA A&M	P12N	W, 80-45
11	Fri.	UC IRVINE	P12N	L, 69-56
15	Tue.	MONTANA STATE	P12N	W, 81-51
20	Sun.	#3 HOUSTON	ESPN	L, 66-56
24	Thu.	#20 UConn	ESPN2	L, 83-59
25	Fri.	#12 Mich. St.	ESPN2	L, 74-70
27	Sun.	Villanova	ESPN2	W, 74-67

### DECEMBER

Date	Day	Opponent	TV	Time/Result
1	Thu.	WASHINGTON STATE*	P12N	W, 74-60
4	Sun.	at #11 UCLA*	ESPN	L, 65-56
10	Sat.	NEVADA	P12N	W, 78-65
14	Wed.	UC RIVERSIDE	P12N	W, 71-65
17	Sat.	PORTLAND	P12N	W, 78-56
20	Tue.	UTAH VALLEY	P12N	L, 77-72
31	Sat.	OREGON STATE*	P12N	W, 77-68

### JANUARY

Date	Day	Opponent	TV	Time/Result
5	Thu.	at Colorado*	ESPN2	L, 68-41
7	Sat.	at Utah*	P12N	W, 70-60
12	Thu.	ARIZONA STATE*	FS1	L, 90-73
14	Sat.	#9 ARIZONA*	ESPN	W, 87-68
18	Wed.	at California*	P12N	W, 87-58
21	Sat.	at Stanford*	FS1	L, 71-64
26	Thu.	COLORADO*	P12N	W, 75-69
28	Sat.	UTAH*	P12N	W, 68-56

### FEBRUARY

Date	Day	Opponent	TV	Time/Result
2	Thu.	at #5 Arizona*	ESPN	L, 91-76
4	Sat.	at Arizona State*	ESPN2	W, 75-70
9	Thu.	USC*	ESPN2	W, 78-60
11	Sat.	#7 UCLA*	ESPN	L, 70-63
15	Wed.	at Washington	ESPNU	L, 72-71, OT
19	Sun.	at Washington State*	FS1	L, 68-65
25	Sat.	at Oregon State*	P12N	W, 69-67

### MARCH

Date	Day	Opponent	TV	Time/Result
2	Thu.	CALIFORNIA*	FS1	W, 84-51
4	Sat.	STANFORD*	CBS	W, 73-68
9	Thu.	WSU^	P12N	W, 75-70
10	Fri.	UCLA^	P12N	L, 75-56
15	Wed.	UC IRVINE#	ESPN2	W, 84-58
19	Sun.	UCF#	ESPNU	W, 68-54
21	Tues.	WISCONSIN#	ESPN	6:00 PM

Home games in **BOLD CAPS** at Matthew Knight Arena

Phil Knight Invitational in Portland

\* Pac-12 Conference game; ^ Pac-12 Tournament held in Las Vegas  
#NIT

## BROADCAST INFORMATION

TV: ESPN

John Schriffen and Robbie Hummel

RADIO: OREGON SPORTS NETWORK

Joey McMurry

## STAT CREDITS

Statistical research via the following sources:

Stats Pass - <http://www.statspass.com>

Sports Reference - <https://www.sports-reference.com/cbb/>

Greg Mroz and Jake Bramande - <http://www.pac-12.com>

# O

## 2022-23 GAME NOTES



## NIT Round 3

Oregon vs. Wisconsin

March 21, 2023

Matthew Knight Arena || EUGENE, Ore.



@OREGONMBB

## THE MATCHUP

### OREGON DUCKS (21-14, 12-8 PAC-12)

Head Coach: Dana Altman (Eastern New Mexico 1980; Western State 1981)

Record at Oregon: 321-139 (13th season)

Career Div. I Record: 731-382 (34th season)

### WISCONSIN BADGERS (19-14, 9-11 BIG TEN)

Head Coach: Greg Gard (Wisconsin-Platteville 1995)

Record at Wisconsin: 163-92 (8th season)

Career Div. I Record: same

## TALKING POINTS

### HEAD-TO-HEAD

This will be the ninth matchup between the two teams, Wisconsin holding a 5-3 advantage.

» UO won the last meeting 72-54 in the first round of the 2019 NCAA tournament.

» Wisconsin won the two matches prior, in 2014 and 2015.

» Each of the last three meetings have been on March 22nd in the NCAA tournament (2019, 2015, 2014).

### MARCHING ON

Since the 2011 postseason, Oregon has won 67 games in the month of March, second-most in the country.

Rank Team Wins \*as of March 20th

1. Kansas 69
2. Oregon 67
3. Kentucky 66
4. UNC 63
5. Duke 61

» Oregon is 67-26 (.720) in the month of March with Altman at the helm. The Ducks have winning records in March in 12 of the last 13 seasons.

### 2ND ROUND WIN

UO beat UCF 68-54 on Sunday to advance to the NIT quarterfinals for the sixth time.

» Nate Bittle recorded his first 20-10 game (21 pts, CH-tying 13 reb). He finished a +22 on the night.

» UCF was held to 30% shooting and 16.7% from three.

» Quincy Guerrier went 5-10 for 16 points. Fellow Montrealese Keeshawn Barthelemy dished out 8 assists with 9 points.

### OPENING ROUND WIN

UO beat UCI 84-58 in the opening round, with two players netting double-doubles (Soares/Williams).

» The Ducks have won their last 20 games in opening rounds of postseason tournaments (Pac-12, NCAA and NIT),

### PAC-12 QUARTERFINALS WIN

Oregon defeated WSU 75-70 in the quarterfinals of the Pac-12 Tournament, improving to 5-3 all-time vs. the Cougars in the tournament.

» It was UO's 20th tourney win since it was moved to Las Vegas in 2013, most in the conference.

» WSU trailed by as many as 19 points before taking the lead.

» UO closed the game on a 7-0 run in the final 3 minutes.

## DID YOU KNOW?



Bittle has consecutive career-highs with 17 pts vs. UCI and 21 vs. UCF. He added 13 points vs. UCF for his first 20-10 game.

## NUMBERS TO KNOW

20

Altman's Ducks have 20 or more wins in each of his 13 seasons at the helm.

Oregon clinched a winning record for the 13th-straight season with the win over Cal and the 26th-straight for Coach Altman.

13

70

Oregon has held their opponent to 70 or fewer points in each of the 21 Ducks wins this season.

UO held UCF to 16.7% from three, the fifth time this season holding an opponent under 17% (5-0).

17%

20-10

A UO player has recorded 20+ pts & 10+ reb in consecutive games. Soares (21 pts, 10 reb vs. UCI); Bittle (21 pts, 13 reb vs. UCF).

## LAST GAME'S STARTERS

Pos.	Name	Yr.	PPG	RPG	APG
F	Quincy Guerrier	Sr.	8.9	4.5	1.5
F	Lok Wur	Jr.	2.4	2.2	0.2
C	Nate Bittle	So.	7.3	5.0	1.2*
G	Keeshawn Barthelemy	Jr.	9.1	1.8	2.4
G	Rivaldo Soares	Sr.	7.2	3.6	1.7

\*indicates blocks per game

## NUMERICAL ROSTER

0	Will Richardson	G	6-5	180	Sr.	Hinesville, Ga. (Oak Hill (Va.) Academy)
1	N'Faly Dante	C	6-11	255	Sr.	Bamako, Mali (Sunrise (Kan.) Christian Academy)
2	Tyrone Williams	G	6-5	180	Jr.	Philadelphia (Olney Charter HS / Grayson County CC)
3	Keeshawn Barthelemy	G	6-2	175	Jr.	Montreal, Quebec (Thornlea Secondary / Colorado)
4	Brennan Rigsby	G	6-2	185	So.	De Beque, Colo. (Wasatch Academy (Utah) / NW Fla. St. College)
5	Jermaine Cousinard	G	6-4	210	R-Sr.	East Chicago, Ind. (Central HS / South Carolina)
10	Kel'el Ware	C	7-0	220	Fr.	North Little Rock, Ark. (North Little Rock HS)
11	Rivaldo Soares	G	6-5	210	Sr.	Boston, Mass. (O'Bryant HS / South Plains College)
12	James Cooper	F	6-6	210	Jr.	Mauldin, S.C. (Mauldin HS)
13	Quincy Guerrier	F	6-8	230	Sr.	Montreal, Quebec (Thetford Academy / Syracuse)
14	Ethan Butler	F	6-6	210	R-Fr.	Toronto, Ontario (Southwest Academy)
15	Lök Wur	F	6-9	210	R-Jr.	Omaha, Neb. (Papillion La Vista South HS)
23	Gabe Reichle	G	6-2	190	Jr.	Wilsonville, Ore. (Wilsonville HS)
24	Brady Parris	G	6-1	195	Sr.	Lakewood, Colo. (Mullen HS / Regis University)
32	Nate Bittle	C	7-0	215	So.	Central Point, Ore. (Crater HS / Prolific Prep)

## ALPHABETICAL ROSTER

NO.	NAME	POS.
3	Keeshawn Barthelemy	G
32	Nate Bittle	C
14	Ethan Butler	F
12	James Cooper	F
5	Jermaine Cousinard	G
1	N'Faly Dante	C
13	Quincy Guerrier	F
24	Brady Parris	G
23	Gabe Reichle	G
0	Will Richardson	G
4	Brennan Rigsby	G
11	Rivaldo Soares	G
10	Kel'el Ware	C
2	Tyrone Williams	G
15	Lök Wur	F

## ROSTER BREAKDOWN

### BY CLASS

5th year: Richardson  
 RS Senior: Cousinard  
 Seniors (4): Parris, Guerrier, Soares, Dante  
 RS Junior: Wur  
 Juniors (3): Reichle, Barthelemy, Williams  
 Sophomores(4): Bittle, Cooper, Rigsby  
 RS Freshman: Butler  
 Freshman: Ware

### BY POSITION

Guard	Forward	Center
Richardson	Cooper	Bittle
Williams	Guerrier	Dante
Barthelemy	Butler	Ware
Rigsby	Wur	
Cousinard	Cooper	
Soares		
Reichle		
Parris		

### BY HOME STATE & COUNTRY

Canada: (3)Butler, Guerrier, Barthelemy  
 Oregon (2): Bittle, Reichle  
 Colorado (2): Parris, Rigsby  
 Arkansas: Ware  
 Georgia: Richardson  
 Indiana: Cousinard  
 Mali: Dante  
 Massachusetts: Rivaldo Soares  
 Nebraska: Wur  
 Pennsylvania: Williams  
 South Carolina: Cooper

## pronunciation GUIDE

Keeshawn **Barthelemy** (bar-thel-emi)  
 Jermaine **Cousinard** (coos-nard)  
 N'Faly **Dante** (nn-FALL-ee)  
 Quincy **Guerrier** (Gair-ee-A)  
 Gabe **Reichle** (RIKE-ul)  
 Rivaldo **Soares** (SOARz)  
 Kel'el **Ware** (Kell-el)  
 Lök **Wur** (luke war)  
 Armon **Gates** (Arr-Mohn)  
 Mike **Mennenga** (Men-eh-gah)

\*player photo roster on back page


## COACHING & SUPPORT STAFF



**Dana Altman**  
 Head Coach  
 13th Season



**Chuck Martin**  
 Assistant Coach  
 1st Season



**Armon Gates**  
 Assistant Coach  
 1st Season



**Mike Mennenga**  
 Assistant Coach  
 9th Season



**Kevin McKenna**  
 Dir. Player Development



**Brian Fish**  
 Executive Director



**Scott McByrne**  
 Asst. Director of  
 Operations



**Clay Jamieson**  
 Athletic Trainer



**Cliff Spiller**  
 Director of Strength and  
 Conditioning



**Markhuri Sanders-Frison**  
 Graduate Manager



## 2022-23 OVERALL STATS



# 2022-23 Oregon Men's Basketball Combined Team Statistics All games

Page 1/1  
as of Mar 20, 2023

## Game Records

Record	Overall	Home	Away	Neutral
ALL GAMES	21-14	15-5	4-6	2-3
CONFERENCE	12-8	8-2	4-6	0-0
NON-CONFERENCE	9-6	7-3	0-0	2-3

## Score by Periods

Team	1st	2nd	OT	TOT
Oregon	1157	1320	7	2484
Opponents	1079	1238	8	2325

## Team Box Score

No.	Player				Total			3-Point			F-Throw		Rebounds													
		GP-GS	MIN	AVG	FG-FGA	FG%	3FG-3FGA	3FG%	FT-FTA	FT%	OFF	DEF	TOT	AVG	PF	DQ	A	TO	BLK	STL	PTS	AVG				
1	DANTE, N'Faly	31-30	813:19	26.2	172-280	.614	0-0	.000	71-115	.617	94	166	260	8.4	68	0	33	64	43	33	415	13.4				
5	COUISNARD, Jermaine	19-16	542:12	28.5	79-198	.399	32-97	.330	53-67	.791	12	46	58	3.1	43	1	42	38	2	18	243	12.8				
0	RICHARDSON, Will	33-33	1178:44	35.7	142-331	.429	49-145	.338	68-84	.810	23	96	119	3.6	70	0	168	100	4	49	401	12.2				
3	BARTHELEMY, Keeshawn	23-7	589:16	25.6	72-179	.402	33-91	.363	32-39	.821	5	36	41	1.8	27	0	56	24	3	14	209	9.1				
13	GUERRIER, Quincy	35-21	888:23	25.4	104-245	.424	49-138	.355	53-91	.582	45	114	159	4.5	69	3	36	46	10	13	310	8.9				
32	BITTLE, Nate	27-21	487:45	18.1	70-142	.493	20-60	.333	38-56	.679	29	107	136	5.0	59	0	18	20	32	11	198	7.3				
11	SOARES, Rivaldo	35-32	967:57	27.7	88-228	.386	24-96	.250	53-63	.841	50	77	127	3.6	75	0	59	57	11	19	253	7.2				
10	WARE, Kel'el	34-4	536:38	15.8	84-180	.467	15-52	.288	47-66	.712	34	102	136	4.0	33	0	18	25	43	12	230	6.8				
4	RIGSBY, Brennan	21-8	373:09	17.8	34-85	.400	13-47	.277	7-9	.778	13	36	49	2.3	25	0	17	13	5	14	88	4.2				
15	WUR, Lok	27-2	277:41	10.3	19-55	.345	8-28	.286	19-25	.760	21	38	59	2.2	25	0	6	9	9	3	65	2.4				
2	WILLIAMS, Tyrone	22-0	195:58	8.9	21-40	.525	2-9	.222	7-20	.350	10	33	43	2.0	10	0	2	12	2	5	51	2.3				
24	PARRIS, Brady	12-0	30:55	2.6	3-6	.500	2-4	.500	0-0	.000	1	3	4	0.3	1	0	3	1	0	2	8	0.7				
23	REICHLER, Gabe	16-1	108:33	6.8	2-13	.154	2-9	.222	2-4	.500	0	10	10	0.6	8	0	6	6	1	2	8	0.5				
12	COOPER, James	11-0	27:01	2.5	2-5	.400	1-1	1.000	0-2	.000	3	1	4	0.4	1	0	1	0	1	1	5	0.5				
14	BUTLER, Ethan	2-0	07:28	3.7	0-1	.000	0-1	.000	0-0	.000	0	1	1	0.5	0	0	0	0	1	0	0	0.0				
Team											51	62	113					16								
Total		35	7025		892-1988	.449	250-778	.321	450-641	.702	391	928	1319	37.7	514	4	465	431	167	196	2484	71.0				
Opponents		35	7025		845-2056	.411	258-765	.337	377-494	.763	329	792	1121	32.0	613	11	426	385	88	213	2325	66.4				

## Team Statistics

	OREGON	OPP
<b>Scoring</b>	<b>2484</b>	<b>2325</b>
Points per game	71.0	66.4
Scoring margin	+4.5	-
<b>Field goals-att</b>	<b>892-1988</b>	<b>845-2056</b>
Field goal pct	.449	.411
<b>3 point fg-att</b>	<b>250-778</b>	<b>258-765</b>
3-point FG pct	.321	.337
3-pt FG made per game	7.1	7.4
<b>Free throws-att</b>	<b>450-641</b>	<b>377-494</b>
Free throw pct	.702	.763
F-Throws made per game	12.9	10.8
<b>Rebounds</b>	<b>1319</b>	<b>1121</b>
Rebounds per game	37.7	32.0
Rebounding margin	+5.7	-
<b>Assists</b>	<b>465</b>	<b>426</b>
Assists per game	13.3	12.2
<b>Turnovers</b>	<b>431</b>	<b>385</b>
Turnovers per game	12.3	11.0
Turnover margin	-1.3	-
Assist/turnover ratio	1.1	1.1
<b>Steals</b>	<b>196</b>	<b>213</b>
Steals per game	5.6	6.1
<b>Blocks</b>	<b>167</b>	<b>88</b>
Blocks per game	4.8	2.5
<b>Winning streak</b>	<b>2</b>	<b>-</b>
Home win streak	4	-
<b>Attendance</b>	<b>121298</b>	<b>71855</b>
Home games-Avg/Game	20-6065	10-7186
Neutral site-Avg/Game	-	5-7070

## Team Results

Date	Opponent		Score	Att.
11/07/2022	Florida A&M	W	80-45	5897
11/11/2022	UC Irvine	L	56-69	6454
11/15/2022	Montana St.	W	81-51	5347
11/20/2022	Houston	L	56-66	7002
11/24/2022	vs UConn	L	59-83	5598
11/25/2022	vs Michigan St.	L	70-74	3603
11/27/2022	vs Villanova	W	74-67	1956
12/01/2022	Washington St.	W	74-60	5379
12/04/2022	at UCLA	L	56-65	8093
12/10/2022	Nevada	W	78-65	5416
12/14/2022	UC Riverside	W	71-65	4738
12/17/2022	Portland	W	78-56	5074
12/20/2022	Utah Valley	L	72-77	5064
12/31/2022	Oregon St.	W	77-68	7001
01/05/2023	at Colorado	L	41-68	6325
01/07/2023	at Utah	W	70-60	8235
01/12/2023	Arizona St.	L	73-90	5955
01/14/2023	Arizona	W	87-68	7970
01/18/2023	at California	W	87-58	2341
01/21/2023	at Stanford	L	64-71	3542
01/26/2023	Colorado	W	75-69	5680
01/28/2023	Utah	W	68-56	8228
02/02/2023	at Arizona	L	76-91	14688
02/04/2023	at Arizona St.	W	75-70	9815
02/09/2023	Southern California	W	78-60	7005
02/11/2023	UCLA	L	63-70	10272
02/15/2023	at Washington	Lot	71-72	7079
02/19/2023	at Washington St.	L	65-68	4467
02/25/2023	at Oregon St.	W	69-67	7270
03/02/2023	California	W	84-51	5908
03/04/2023	Stanford	W	73-68	7458
03/09/2023	vs Washington St.	W	75-70	10406
03/10/2023	vs UCLA	L	56-75	13788
03/15/2023	UC Irvine	W	84-58	2431
03/19/2023	UCF	W	68-54	3019

## 2022-23 GAME NOTES

### FIRST TEAM ALL-PAC-12

N'Faly Dante earned First Team All-Pac-12 honors this season.

- » He averaged career highs in points (13.5), rebounds (8.2) and blocks (1.4), finishing the regular season with a career-best 61.5 FT% and recorded nine double-doubles.
- » Led the team in points, rebounds, blocks, field goal percentage (.642), and plus/minus (+9.3). He will finish his career as the school's all-time leader in field goal percentage at over 64%.
- » He's the first true center at UO to earn all-conference honors since Jerry Adams in 1986. (Jordan Bell started at the 5 spot in 2016-17, but was listed as a forward).
- » First first-team Duck since Chris Duarte and Eugene Omoruyi in 2021.

### NIT HISTORY

Home Games 10-2

Road Games 5-5

New York Games 3-6

Overtime Games 2-0

First Round Games

Overall Record: 10-4

Last Win: 3/15/22 – ORE 84, UC Irvine 58

Last Loss: 3/12/97 – Hawaii 71, ORE 61

Second Games

Overall Record: 4-3

Last Win: 3/19/23 – ORE 68, UCF 54

Last Loss: 3/19/22 – Texas A&M 75, ORE 60

Quarterfinal Games

Overall Record: 3-2

Last Win: 3/25/02 – ORE 65, Notre Dame 61

Last Loss: 3/20/12 – Washington 90, ORE 86

Semifinal Games

Overall Record: 0-3

Last Win: NA

Last Loss: 3/30/04 – Michigan 78, ORE 53

Third Place Games

Overall Record: 1-1

Last Win: 3/23/75 – ORE 65, St. John's 76 (ot)

Last Loss: 3/25/99 – Xavier 106, ORE 75

### STANFORD SPLIT

Oregon got a much-needed win against Stanford on 3/4, a 73-68 victory that clinched the No. 4 seed in the Pac-12 tournament.

- » N'Faly Dante tied a career-high with five blocks, two of which came in the final few Stanford possessions to clinch the win. He added 15 points and 12 rebounds, his 9th double-double of the season and fourth in the last five games.
- » UO finished with a 30-6 bench points margin, in large part due to 14 pts (4-7 3FG) from Keeshawn Barthelemy, nine from Quincy Guerrier and seven from Kel'el Ware.

### CAL SWEEP

Oregon swept Cal with a 33-point win on 3/2 and has won 11 of the last 12 meetings.

- » UO outrebounded Cal by 24 boards (45-21), shot 54.8% from the field (2nd highest FG% this season, best was 59.6 @Cal).
- » UO clinched a winning record in conference play for the 12th time under Coach Altman.

### RIVALRY SERIES WIN

Rivaldo Soares scored the final five points of the game for Oregon, lifting the Ducks over the Beavers, 69-67.

- » UO has won five in a row against OSU, long streak against the Beavs since winning nine straight from '99-03.
- » N'Faly Dante set a career high with 18 rebounds, adding 16 points for his third consecutive double-double and seventh-straight game scoring in double-figures.
- » Jermaine Cousinard net 12 points, his fifth-straight double-digit outing.

### WIRE-TO-WIRE USC VICTORY

Oregon defeated USC 78-60 on 2/9, leading for 38:37 with no lead changes.

- » Shot 53.8% from the field, 2nd highest this season (.596 at Cal). Season-high 88.9 FT% (16-18 FT).
- » 17-3 points-off-turnovers advantage with only a +1 turnover margin (12-11).
- » 21-6 bench points, four-of-five starters in double-digits.

### DUCKS DEFEAT DEVILS

The Ducks defeated ASU 75-70 in Tempe, snapping a three-game losing streak to the Sun Devils.

- » No team has defeated Oregon four consecutive times since the 2013-14 season (CU, Cal).
- » Oregon trailed by three at the half, outscoring ASU 48-40 in the second half. It's the Ducks first victory when trailing at the half this season.

### 150 PAC-12 WINS, 1,100 DI GAMES

Coach Altman won his 150th Pac-12 game on 1/28 vs. Utah, in his 1,100th DI game coached.

- » He's the 11th Pac-12 coach to reach the milestone and 6th-fastest coach to reach the mark, (229th game).
- » It was his 1,100th DI game at the helm, one of 7 active coaches and the 24th all-time to reach the mark.

### UTES SWEEP

The Ducks swept the season series vs. Utah for the fifth consecutive season with a 68-56 win on 1/28.

- » Oregon has won 11 meetings in a row and is 23-2 vs. Utah under Coach Altman.
- » Held Utah to 28.1 FG%, lowest opponent FG% in a Pac-12 game since holding Stanford to 27.3% on 2/10/2019.
- » Jermaine Cousinard scored a team-high 18 points. Lok Wur was a team-high +17 in 12 minutes of play.

### DUCKS DEFEAT BUFFS

Oregon beat Colorado 75-69 on Jan. 26, improving to 8-2 against the Buffaloes at home in the Pac-12 era.

- » Nate Bittle doubled his career-high in rebounds, grabbing 13, adding 11 points for his first double-double.
- » The Ducks improved to 12-4 this season when outrebounding their opponent, scoring 10 second chance points on nine offensive boards.

### CONVINCING WIN AT CAL

UO defeated Cal 87-58 on Jan. 18 in Berkeley and have won 10 of the last 11 against the Golden Bears.

- » It's the second-straight game UO has put up 87 points, the first time in conference play with consecutive 87+ point games since 2015-16 (87 at CU, 89 at USC).
- » Second-straight win by 19 or more points, first time in Pac-12 play with consecutive 19+ point wins since defeating ASU (28-point win) and UA (26-point win) in 2018-19.
- » Five players scored in double-figures, led by Will Richardson's 11 points, 10 assists and 4 rebounds. His third game this season with 10+ assists.

### DUCKS DEFEAT #9 ARIZONA

Oregon defeated No. 9 Arizona 87-68 on Jan. 14.

- » UO has won eight of the last nine meetings and are 4-1 against top 10 Arizona teams under Coach Altman.
- » It was the Ducks largest margin of victory over a top 10 team since beating #5 Arizona by 27 on 2/4/2017.
- » The 19-point win was the largest margin of defeat for Arizona since losing to Oregon by 26 on 3/2/19 and the largest margin of defeat in under Tommy Lloyd.

### DOWNING THE UTES

The Ducks downed the Utah Utes 70-60 in Salt Lake City on January 7.

- » Oregon has defeated Utah 10 times in a row, improving to 22-2 under Coach Altman.
- » Four Ducks finished in double-digits, led by N'Faly Dante with 17 points (6-7 FG), 12 rebounds, 2 steals and 2 assists.
- » Jermaine Cousinard continued to improve in his second game returning from injury, notching 10 points, 4 assists and 4 rebounds. He's got nine-plus points in each of his two games played.
- » Oregon held Utah to an opponent season-low three three-point field goals, as well as season-lows in 3P% (.143 3-21).



## 2022-23 GAME NOTES CONTINUED

### RIVALRY WIN

Oregon defeated OSU 77-68 on New Year's Eve, the fourth consecutive win against the Beavers.

- » It's the first 4-0 stretch since 2013-15 and the first time the Ducks have won four in the same calendar year since 1971.
- » Will Richardson scored a game-high 22 points, grabbing seven rebounds.
- » Richardson scored the last six points of the game vs. OSU, as the Ducks held the Beavers scoreless the final 3:45 of play.
- » The Ducks outrebounded the Beavers 39-21 and won the second chance battle 19-4.

### DEFEATING PORTLAND

The Ducks beat the Pilots 78-56, dishing out 21 assists, most since the team had 25 vs. Iowa in the 2021 NCAA Tournament.

- » Will Richardson set a new career high with 12 assists.
- » Rivaldo Soares led the team in scoring, setting new career highs in points (16) and 3-pointers made (4).
- » Brennan Rigsby net four three's, the most in his young career, tallying 14 points.
- » Both Lok Wur (9) and Tyrone Williams (8) net new career-highs in points as well.

### RECORD-BREAKING RICHARDSON

Will Richardson led UO with 19 points, 11 assists and 10 rebounds in the 78-65 win vs. Nevada.

- » It's the fourth triple-double in program history. Luke Jackson recorded two, one in 2001 and again in 2002, each with 14 points, 11 rebounds and 10 assists. Ron Lee notched the first in program history on Dec. 7, 1972 (15p, 12r, 11a).
- » His 19 points are the most in a UO triple-double and he's the first Pac-12 player with those stats or higher since Damon Stoudamire in 1995.
- » He was named Pac-12 Player of the Week on Dec. 12, his third-career POTW award.

### PAC-12 OPENER

Oregon started conference play with a 74-60 win over WSU, improving to 10-1 at home vs. WSU under Coach Altman.

- » N'Faly Dante tied his career high with 22 points, netting a career-best 11 field goals.
- » Will Richardson (17 pts, 8 ast, 3 stl) scored 15+ for the third game in a row, tying a season-best with 8 assists.
- » Rivaldo Soares more than doubled his career high in assists with 7, grabbing 5 rebounds along with 8 points.
- » UO outscored WSU by 14 in the 2nd forcing 17 turnovers and scoring 52 points in the paint.

### TEAM WIN OVER VILLANOVA

UO defeated Villanova 74-67 on 11/27, led by Quincy Guerrier with 21 points and Will Richardson with 19.

- » Guerrier tied his career high with six three pointers, grabbing eight rebounds.
- » Richardson dished out eight assists with 19 points in 39:14.
- » Gabe Reichle made his first career start and grabbed a career-best six rebounds.

### DOMINATE DANTE

N'Faly Dante led UO with 16 pts, 11 reb, 4 ast, 3 blk & 2 stl vs. Houston.

- » He's the first Ducks player with those stats or higher since Maarty Leunen had 18 pts, 17 reb, 4 ast, 3 blk & 3 stl on 11/11/06 vs. CSU Northridge.
- » He led the team in pts, reb, ast, blk & stl, the first UO player to lead all categories since at least 1996-97.
- » He's the sixth Pac-12 player since 96-97 to lead their team in those categories in a single game: Evan Mobley (USC 2020), Landry Fields (Stan. 2010), Brandon Roy (Wash. 2003), Luke Walton (UA, twice in 2002), Sam Clancy (USC, 2001).

### MONTANA STATE WIN

Five players scored in double digits for the first time this season.

- » Kel'el Ware net 16 points, the most in his young career, grabbing seven rebounds with two blocks. He's got at least one block in all three games this season.
- » Nate Bittle got his first-career start and has scored 10 points in each game this season.
- » Oregon hit 12 three's on the night and has won 26 contests in a row when hitting 10-plus three-pointers.

### OPENING NIGHT

Oregon defeated FAMU 80-45, led by N'Faly Dante's sixth-career double-double (16 pts, 10 reb). Dante's 10+ rebound effort was his third in a row dating back to last season.

- » The Ducks improved to 11-2 in season openers under Altman.
- » UO is now 129-18 when scoring 80+ in the Altman era and 209-25 when holding the opponent under 70.
- » Freshman Kel'el Ware scored eight points and blocked three shots in his debut.
- » In addition to his double-double, Dante also notched a career-best four steals in the game.

### ALTMAN'S DUCKS...

- » Are 189-18 when totaling fewer turnovers than the opponent.
- » Are 220-98 when outrebounding the opponent.
- » Are 227-27 when holding opponents to 69 or fewer points.

### 2022-23 QUACK FACTS

- » Richardson is the first UO player with at least **28** pts and **8** ast since Payton Pritchard (29-8 vs. DePaul) in 2017.
- » Kel'el Ware (19p/9r vs. UConn) is the first UO freshman since Louis King in 2019 to tally **19** points and **9** rebounds in a game.
- » Rivaldo Soares doubled his career high in assists vs. WSU, dishing out **seven** on the night.
- » Dante net a career-high **11** field goals vs. WSU, tying his career high of 22 points. He added seven rebounds.
- » Lok Wur set a career high with a team-leading **6** rebounds at UCLA.
- » Oregon blocked 11 shots vs. Nevada, most by the team since blocking 12 vs. Fresno State in 2017.
- » A UO player has dished out 12 or more assists **13** times, Richardson's 12 vs. Portland being the most recent.
- » Oregon finished with 21 assists vs. Portland, most since the 2021 NCAA tourny. UO has **45** 20+ assist games under Coach Altman.
- » Oregon held Utah to just **3** made three-point field goals on Sunday, fewest since WSU made three in February last season.
- » Richardson passed Luke Jackson for 7th on the UO all-time assist list vs. ASU, with over 400 for his career.
- » The Ducks notched **13** steals vs. UA, the 20th time UO has had 13+ under Coach Altman & 2nd time vs. a top 10 team (15 v. Duke, 2010).
- » Oregon scored **22** points in the paint in the first half while holding Cal to 21 total points.
- » Seven players scored 8 or more points at Cal, with 5 players in double-figures.
- » UO turned the ball over **five** times at Cal, fewest in Pac-12 play since 4 vs. OSU in 2020. 10th time with 5 or fewer under Altman.
- » UO held UU to a season-low **14** points in the paint. It's the lowest opponent P1TP in Pac-12 play for UO since ASU had 14 on 2/22/18.
- » Jermaine Couisnard eclipsed **1,000** career points vs. USC, scoring the first 847 of his career at South Carolina.
- » N'Faly Dante grabbed a CH **18** reb with 16 pts at OSU. Most boards by UO player since 2016.
- » Dante has two **15-15** games this season, the only UO player with multiple in the same season since at least 1996-97.

## OREGON'S 2022-23 RECORD WHEN...

At Matthew Knight Arena .....	15-5
On the road .....	4-6
Neutral site .....	2-3
Overtime games .....	
vs. Top-25 team .....	1-6
Leading at the half .....	19-3
Behind at the half .....	1-11
Tied at the half .....	1-0
Game decided by 1-4 points .....	1-3
Game decided by 5-9 points .....	7-4
Game decided by 10-14 points .....	5-2
Game decided by 15 points or more .....	8-5
UO scores under 50 points .....	0-1
UO scores 50-59 points .....	0-5
UO scores 60-69 points .....	3-3
UO scores 70-79 points .....	11-5
UO scores 80-89 points .....	6-0
UO scores 90-99 points .....	
UO scores 100+ points .....	
Opponent scores 80 or more points .....	0-3
Opponent scores 70-79 points .....	3-6
Opponent scores 60-69 points .....	11-5
Opponent scores 50-59 points .....	6-0
Opponent scores under 50 points .....	2-0
UO out-rebounds the opponent .....	19-6
UO is out-rebounded by opponents .....	1-5
Same number of rebounds .....	0-2
UO has more assists than opponents .....	20-2
UO has fewer assists than opponents .....	0-11
Same number of assists .....	2-2
UO has more steals than opponents .....	8-3
UO has fewer steals than opponents .....	8-7
Same number of steals .....	2-3
UO has more blocks than opponents .....	16-9
UO has fewer blocks than opponents .....	5-3
Same number of blocks .....	0-2
UO has a better shooting percentage .....	18-3
UO has a worse shooting percentage .....	3-11
Same shooting percentage .....	
UO shoots 50 percent or better on FGs .....	8-0
UO shoots less than 50 percent on FGs .....	13-14
UO with more TOs than opponents .....	10-12
UO with fewer TOs than opponents .....	7-3
Same number of TOs .....	2-0
UO with more fouls than opponents .....	6-4
UO with fewer fouls than opponents .....	12-8
Same number of fouls .....	1-1
UO wearing white "Ducks" uniforms .....	7-3
UO wearing white "Duck logo" uniforms .....	1-0
UO wearing green "Oregon" uniforms .....	1-2
UO wearing green "Fighting Ducks" uniforms .....	2-2
UO wearing yellow uniforms .....	7-3
UO wearing black uniforms .....	1-4
UO wearing gray uniforms .....	2-0
UO record in November .....	3-4
UO record in December .....	4-1
UO record in January .....	5-3
UO record in February .....	3-4
UO record in March .....	5-1

## 2022-23 GAME-BY-GAME STARTERS

	F	F	C	G	G
Florida A&M (W)	Guerrier	Soares	Dante	Richardson	Barthelemy
UC Irvine (L)	Guerrier	Soares	Dante	Richardson	Barthelemy
Montana State (W)	Guerrier	Bittle	Dante	Richardson	Barthelemy
Houston (L)	Guerrier	Bittle	Dante	Richardson	Barthelemy
Connecticut (L)	Guerrier	Bittle	Dante	Richardson	Soares
Michigan State (L)	Guerrier	Ware	Dante	Richardson	Soares
Villanova (W)	Guerrier	Reichle	Ware	Richardson	Soares
Washington State (W)	Guerrier	Ware	Dante	Richardson	Soares
UCLA (L)	Guerrier	Ware	Dante	Richardson	Soares
Nevada (W)	Guerrier	Soares	Dante	Richardson	Rigsby
UC Riverside (W)	Guerrier	Soares	Dante	Richardson	Rigsby
Portland (W)	Guerrier	Soares	Dante	Richardson	Rigsby
Utah Valley (L)	Guerrier	Soares	Dante	Richardson	Rigsby
Oregon State (W)	Guerrier	Soares	Dante	Richardson	Rigsby
Colorado (L)	Guerrier	Soares	Dante	Richardson	Rigsby
Utah (W)	Guerrier	Soares	Dante	Richardson	Rigsby
Arizona State (L)	Guerrier	Soares	Dante	Richardson	Rigsby
Arizona (W)	Bittle	Soares	Dante	Richardson	Cousinard
California (W)	Bittle	Soares	Dante	Richardson	Cousinard
Stanford (L)	Bittle	Soares	Dante	Richardson	Cousinard
Colorado (W)	Guerrier	Soares	Bittle	Richardson	Cousinard
Utah (W)	Guerrier	Soares	Bittle	Richardson	Cousinard
Arizona (L)	Bittle	Soares	Dante	Richardson	Cousinard
Arizona State (W)	Bittle	Barthelemy	Dante	Richardson	Cousinard
USC (W)	Bittle	Soares	Dante	Richardson	Cousinard
UCLA (L)	Bittle	Soares	Dante	Richardson	Cousinard
Washington (L)	Bittle	Soares	Dante	Richardson	Cousinard
Washington State (L)	Bittle	Soares	Dante	Richardson	Cousinard
Oregon State (W)	Bittle	Soares	Dante	Richardson	Cousinard
California (W)	Bittle	Soares	Dante	Richardson	Cousinard
Stanford (W)	Bittle	Soares	Dante	Richardson	Cousinard
Washington State (W)	Bittle	Soares	Dante	Richardson	Cousinard
UCLA (L)	Bittle	Soares	Dante	Richardson	Cousinard
UC Irvine (W)	Guerrier	Wur	Bittle	Barthelemy	Soares
UCF (W)	Guerrier	Wur	Bittle	Barthelemy	Soares

## 2022-23 GAME-BY-GAME LEADERS

Opponent (W/L)	Pts	Reb	Ast	Stl	Blk
Florida A&M (W)	Dante (16)	Dante (10)	Richardson (4)	Dante (4)	Ware (3)
UC Irvine (L)	Dante (20)	Dante (9)	Richardson (4)	Soares (1)	Dante (4)
Montana State (W)	Ware (16)	Ware/Guerrier (7)	Richardson (6)	Reichle (2)	Ware (2)
Houston (L)	Dante (16)	Dante (11)	Dante (4)	Dante (2)	Dante (3)
Connecticut (L)	Ware (18)	Ware (9)	Dante (3)	Parris (2)	Three tied (1)
Michigan State (L)	Richardson (28)	Ware (9)	Richardson (8)	Richardson (2)	Ware (1)
Villanova (W)	Guerrier (21)	Guerrier/Soares (7)	Richardson (8)	Three tied (1)	Ware (2)
Washington State (W)	Dante (22)	Dante (7)	Richardson (8)	Richardson (3)	Three tied (1)
UCLA (L)	Guerrier (15)	Wur (6)	Richardson (5)	Richardson (2)	Four tied (1)
Nevada (W)	Guerrier (26)	Richardson (10)	Richardson (11)	Richardson (2)	Ware (4)
UC Riverside (W)	Rigsby (19)	Guerrier (10)	Richardson (5)	Dante/Richardson (2)	Dante/Ware (2)
Portland (W)	Soares (16)	Rigsby/Williams ( )	Richardson (12)	Richardson (3)	Ware (2)
Utah Valley (L)	Richardson (26)	Dante (5)	Richardson (4)	Richardson (3)	Three tied (2)
Oregon State (W)	Richardson (22)	Dante (15)	Richardson/Soares (3)	Richardson (2)	Guerrier (2)
Colorado (L)	Guerrier (10)	Dante (6)	Three tied (1)	Dante (2)	Dante/Ware (2)
Utah (W)	Dante (17)	Dante (5)	Richardson/Cousinard ( )	Three tied (2)	Ware (2)
Arizona State (L)	Richardson (16)	Dante (12)	Richardson/Soares (3)	Richardson (4)	Ware (2)
Arizona (W)	Cousinard (27)	Dante (10)	Richardson/Barthelemy (5)	Richardson (4)	Dante (2)
California (W)	Soares (13)	Dante (7)	Richardson (10)	Dante (2)	Four tied (1)
Stanford (L)	Cousinard (18)	Dante (15)	Two tied (3)	Two tied (2)	Dante (2)
Colorado (W)	Guerrier (16)	Bittle (13)	Richardson (6)	Guerrier (2)	Bittle (4)
Utah (W)	Cousinard (18)	Dante (10)	Richardson (7)	Two tied (1)	Bittle (3)
Arizona (L)	Richardson (22)	Guerrier (6)	Richardson (5)	Two tied (2)	Three tied (2)
Arizona State (W)	Dante (18)	Ware (7)	Barthelemy (5)	Barthelemy (3)	Bittle (2)
USC (W)	Dante (17)	Three Tied (6)	Richardson (9)	Dante (3)	Dante (3)
UCLA (L)	Cousinard (19)	Dante (9)	Richardson/Cousinard (3)	Richardson/Cousinard (1)	Dante (2)
Washington (L)	Dante (19)	Dante (13)	Richardson (5)	Cousinard (2)	Bittle/Ware (2)
Washington State (L)	Barthelemy (17)	Dante (11)	Three Tied (3)	Five Tied (3)	Dante (1)
Oregon State (W)	Dante (16)	Dante (18)	Richardson (7)	Cousinard (3)	Bittle (1)
California (W)	Cousinard (17)	Dante (8)	Barthelemy (5)	Ware (3)	Dante (2)
Stanford (W)	Dante (15)	Dante (12)	Richardson (6)	Richardson/Barthelemy (1)	Dante (5)
Washington State (W)	Cous/Barth (17)	Dante (11)	Richardson (4)	Bittle (2)	Bittle (2)
UCLA (L)	Rich/Bittle (10)	Dante (10)	Rich/Couis (3)	Rich/Couis (1)	Ware (2)
UC Irvine (W)	Soares (21)	Williams (11)	Barthelemy (5)	Three tied (1)	Bittle/Ware (3)
UCF (W)	Bittle (21)	Bittle (13)	Barthelemy (8)	Guerrier/Soares (2)	none

## QUICK FACTS

### University Quick Facts

Name.....	University of Oregon
Location.....	Eugene, Ore.
Founded.....	1876
Enrollment.....	23,000
Nickname.....	Ducks
Mascot.....	The Duck
Colors.....	Green and Yellow
Interim President.....	Patrick Phillips
Athletic Director.....	Rob Mullens
Faculty Representative.....	Tim Gleason
Facility.....	Matthew Knight Arena
Capacity.....	12,364
Press Row Phone.....	(541) 346-4497
Athletic Dept. Phone.....	(541) 346-4481
Ticket Office Phone.....	(541) 346-4461

### Basketball Quick Facts

First Season.....	1902-03 (117th year)
All-Time Record.....	1,732-1,393
All-Time Postseason Record.....	46-30 (30 Appearances)
NCAA Tournament Appearances.....	17 (26-16, Last: 2021)
.....'39*, '45, '60-'61, '95, '00, '02-'03, '07-'08, '13-'17, '19, '21	
National Championships.....	1 (1939)
NIT Appearances.....	12 (15-13, Last: 2022)
.....'75, '76, '77, '84, '88, '90, '97, '99, '04, '12, '18, '22	
CBI Appearances.....	1 (5-1, Last: 2011+)
.....	*National Champions
.....	+CBI Champions
2021-22 Overall Record.....	20-15
2021-22 Pac-12 Record (Finish).....	11-9 (6th)
2021-22 NCAA Tournament.....	N/A
Final Ranking.....	NA
Letterwinners Returning/Lost.....	10/5
Starters Returning/Lost.....	3/2
Newcomers.....	5
Head Coach.....	Dana Altman (13th year)
Record at Oregon (entering the season).....	300-125
Career Record (entering the season).....	833-392 (38th year)
NCAA DI Record (entering the season).....	710-368 (34th year)
Assistant Coach.....	Chuck Martin
Assistant Coach.....	Armon Gates
Assistant Coach.....	Mike Mennenga
Executive Director.....	Brian Fish
Director of Player Development.....	Kevin McKenna
Assistant Director of Operations.....	Scott McByrne
Strength Coach.....	Cliff Spiller
Athletic Trainer.....	Clay Jamieson
Director of Communications.....	Will Patterson
Cell Phone.....	(501) 730-4138
Email.....	willpatt@uoregon.edu
Sr. Assoc. A.D., Communications.....	Jimmy Stanton
Office Phone.....	(541) 346-5538
Cell Phone.....	(615) 975-7322
Email.....	jstanton@uoregon.edu
Athletics Website.....	GoDucks.com

## MATTHEW KNIGHT ARENA

**Matthew Knight Arena** was the first LEED (Leadership in Energy and Environmental Design) Gold certified Arena in the NCAA. LEED provides standards to recognize Green buildings. A kiosk explaining Matthew Knight Arena's LEED features is located on the main concourse near the West entrance.

- » The lower bowl of Matthew Knight Arena is closer to the floor and steeper than Mac Court.
- » Over 50 Point of Sale lines are available to purchase food and beverage in 20 different locations.
- » Over 200 TVs are located in the arena and over 100 of these are located throughout the concourses.
- » There are four loading dock bays with room underground to turn a 70" truck 360 degrees.
- » The clean span roof trusses are over 260' long.

### CONSTRUCTION FACTS


- » 1,890 employees worked at the site, each earning a wage during one of the worst economies in Oregon history.
- » 330,000 cubic yards of dirt were excavated (that's 30,000 dump truck loads).
- » 50,000 cubic yards of rock.
- » 39,000 cubic yards of concrete were poured in the arena and the garage (that's 3,900 mixers full).
- » 4,840 tons (over 9 million lbs.) of reinforcing steel was placed in the concrete.
- » 580,000 lbs. of precast concrete forms the seating bowl.
- » Over 2,900 tons of structural steel were placed.
- » Over 800,000 man hours.

### BASKETBALL FLOOR

- » A nod to the Tall Firs, the nickname of Oregon's National Championship Basketball team in the 1939.
- » A unique perspective looking up from a clearing in the forest that celebrates Oregon's beautiful environment.
- » Deep in the Woods - Where opponents will find themselves as they play Oregon in this new arena.
- » The Oregon "O" combined with the Matt Arena Logo at center court.

### MATT ARENA LOGO

- » Unique letter forms spell out "MATT" in a toothy grin reminiscing Matthew Knight as a child.
- » A smile, and a Japanese-inspired Torii gate shape, (A Torii gate is a symbol of a sacred place in Japanese culture).
- » Curved arena forms that connect the Oregon Graphic Identity with the heroic proportions of the arena architecture.



## MKA RECORDS

### Matthew Knight Arena Records

#### TEAM RECORDS

Scoring.....	128 vs. Savannah State, 12-3-2016
Scoring, One Half.....	70 vs. Savannah State, 12-3-2016
Scoring, Two Teams.....	205, Oregon (108) vs. Iowa (97), 3-18-2012
Scoring, Two Teams, One Half.....	110, Oregon (66) vs. Western Carolina (44), 11-13-2013
Scoring, Fewest Points.....	35 by Idaho State, 12-8-2012
Field Goals Made.....	54 vs. Savannah State, 12-3-2016
Field Goal Att.....	90 vs. Savannah State, 12-3-2016
Field Goal %.....	.700 (42-60) vs. Boise State, 11-9-2019
3-Point FGM.....	16 vs. Arizona, 2-4-2017;
	16 vs. Colorado, 2-18-2017
3-Point FGA.....	50 by Savannah State, 12-3-2016
	(Oregon Record: 35 vs. Savannah State, 12-3-2016)
3-Point Field Goal %.....	.706 (12-17) vs. California, 3-5-2020
Free Throws Made.....	35 vs. Western Carolina, 11-13-2013
Free Throw Attempts.....	47 vs. Western Carolina, 11-13-2013
Free Throw Percentage.....	1.000 (14-14) by Valparaiso, 11-17-2016
	(Oregon Record: 1.000 (11-11) vs. USC, 1-18-2018)
Rebounds.....	67 vs. Savannah State, 12-3-2016
Fouls.....	34 by Western Carolina, 11-13-2013
	(Oregon Record: 28 vs. Washington State, 2-4-2021)
Fouls, Two Teams.....	53, Oregon (19) vs. Western Carolina (34), 11-13-2013
Assists.....	36 vs. Savannah State, 12-3-2016
Turnovers.....	24, 4 times (last vs. Washington, 1-26-2013)
Blocks.....	13 vs. Arkansas State, 11-25-2015;
	13 vs. Army, 11-10-2016
Steals.....	16 vs. USC, 2-1-2014
Winning Streak.....	46 games, 1-10-2015 vs. Arizona State to 11-19-2017 vs. Ball State

#### INDIVIDUAL RECORDS

Scoring.....	36, Joseph Young vs. Western Carolina, 11-13-2013
Field Goals Made.....	13, Tyler Haws, Brigham Young, 12-21-2013;
	13, Bol Bol vs. Texas Southern, 11-26-2018
Field Goal Attempts.....	25, Troy Huff, North Dakota, 11-30-2013
	(Oregon Record: 24, Dillon Brooks vs. Valparaiso, 11-22-2015)
Field Goal % (Min. 7 att.).....	1.000 (10-10), N'Faly Dante vs. Florida A&M, 12-9-2020
3-Point FGM.....	9, Anthony Mathis vs. Boise State, 11-9-2019
3-Point FGA.....	14, Scott Bamforth, Weber State, 3-16-2011;
	14, Eddie Stansberry, Hawaii, 12-7-2019
	(Oregon Record: 12, Joseph Young vs. Detroit, 11-17-2014;
	12, Joseph Young vs. USC, 1-22-2015; 12, Elijah Brown vs. Portland State, 12-13-2017)
3-Point FG% (Min. 5 att.).....	1.000 (6-6), Tyler Dorsey vs. Arizona, 2-4-2017
Free Throws Made.....	16, E.J. Singler vs. UCLA, 1-21-2012;
	16, Joseph Young vs. California 1-9-2014
Free Throw Attempts.....	17, (4x most recent) Payton Pritchard vs. Texas Southern, 12-21-2019)
Free Throw Percentage.....	1.000 (13-13), Jason Calliste vs. Brigham Young, 12-21-2013
Rebounds.....	19, Chris Boucher vs. Montana, 12-13-2016
Assists.....	13, (3x, most recent) Payton Pritchard vs. Savannah State, 12-3-2016
Turnovers.....	9, Kyle Anderson, UCLA, 1-31-2014;
	(Oregon Record: 7, E.J. Singler vs. Washington, 1-26-2013;
	7, E.J. Singler vs. Nevada, 12-31-2012)
Blocks.....	9, Chris Boucher vs. Arkansas State, 11-25-2015
Steals.....	8, Chris Duarte vs. USC, 1-23-2020
	(Oregon Best in Parentheses)



## LAST 4 BOX SCORES



Official Basketball Box Score - Final  
**UCF at Oregon**  
03/19/23 Matthew Knight Arena, Eugene  
2022-23 Men's Basketball

Game Time: 4:30 PM  
Game Duration: 2:10  
Attendance: 3,019

Officials: David Hall, Mike Littlewood, Ian Caldwell

UCF - 54

Record: 19-15

NO. Name	Min	FG	3P	FT	Rebounds	Fouls	TP	AS	TO	ST	Blocks	BS	BA	+/-
		M-A	M-A	M-A	OR DR TOT	PF								
2 Michael Durr	09:18	1-3	0-0	0-0	2 1 3	5	1	2	0	0	0	0	0	-10
25 Taylor Hendricks	08:07	3-10	1-5	2-3	1 8 9	1	3	9	0	2	0	1	0	-10
3 Darius Johnson	03:30	2-9	0-5	4-5	0 2 2	3	3	8	2	2	0	0	0	-4
12 Ithiel Horton	04:41	3-13	2-6	0-0	2 4 6	1	1	8	1	0	0	0	0	-14
13 C.J. Kelly	09:50	5-15	1-8	2-2	0 2 2	4	2	13	2	4	6	0	0	-12
0 Lahai Thionne	11:59	1-1	0-0	2-2	3 0 3	1	3	4	0	1	0	0	0	-2
4 Brandon Suggs	25:03	4-6	1-2	0-0	1 2 3	3	2	9	0	2	1	1	0	-1
1 Jaylon Young	13:14	0-3	0-2	1-2	0 0 0	2	1	1	1	1	2	0	0	-9
31 Thierio Sylla	06:18	0-2	0-2	0-0	0 0 0	2	0	0	0	0	0	0	0	-8
Team					1 2 3			0	1					
Totals	19:62	5-30	11-14	10-21	31	22	16	54	6	13	11	2	0	-14

Shooting By Period	1st FG%	2nd FG%	3PT%	GM FG%
	9-31 29.0%	10-31 32.3%	1-13 7.7%	19-62 30.6%
	3PT% 4-17 23.5%	FT% 9-12 75%		3PT% 5-30 16.7%
				FT% 11-14 78.6%
Dead Ball Rebounds: 1, 0				

Technical Fouls: NONE

Oregon - 68

Record: 21-14

NO. Name	Min	FG	3P	FT	Rebounds	Fouls	TP	AS	TO	ST	Blocks	BS	BA	+/-
		M-A	M-A	M-A	OR DR TOT	PF								
13 Quincy Guerrier	33:24	5-10	3-7	3-7	1 5 6	2	5	16	1	4	2	0	0	13
15 Lok Wur	22:53	1-3	1-3	0-0	0 4 4	2	2	3	0	1	0	0	0	22
32 Nate Bittle	02:45	7-14	1-3	6-8	3 10 13	3	7	21	2	0	1	0	1	22
3 Keeshawn Barthelemy	08:31	4-7	0-2	1-2	0 3 3	4	2	9	8	4	1	0	0	17
11 Rivaldo Soares	06:24	3-8	0-3	2-2	0 5 5	1	2	8	3	3	2	0	0	12
2 Tyrone Williams	25:37	0-2	0-1	0-0	0 4 4	2	0	0	2	0	0	0	0	-2
10 Kefel Ware	15:57	3-3	0-0	5-7	0 2 2	2	4	11	0	2	0	0	0	-11
23 Gabo Reichle	01:29	0-0	0-0	0-0	0 0 0	0	0	0	1	0	0	0	0	-3
Team					1 2 3			0	1					
Totals	23:47	5-19	17-26	5 35	40	16	22	58	14	18	6	0	2	14

Shooting By Period	1st FG%	2nd FG%	3PT%	GM FG%
	13-27 48.1%	12-17 70.6%	5-9 55.6%	12-17 70.6%
	3PT% 2-11 18.2%			3PT% 3-8 37.5%
				FT% 12-17 70.6%
Dead Ball Rebounds: 7, 0				

Technical Fouls: NONE

	UCF	Oregon
Biggest lead	6 (1st 10:12)	21 (2nd 15:48)
Best Scoring Run	8 (1st 10:12)	12 (2nd 15:48)
Lead Changes	5	
Times Tied	5	
Time with Lead	03:55	30:04

Points from Turnovers	UCF	Oregon
	20	14
Paint	UCF	Oregon
	26	28
Second Chance	UCF	Oregon
	9	8
Fast Breaks	UCF	Oregon
	12	6
Bench	UCF	Oregon
	14	11

Period by Period Scoring	1st	2nd	TOT
UCF	24	30	54
Oregon	33	35	68



Official Basketball Box Score - Final  
**UC Irvine at Oregon**  
03/15/23 Matthew Knight Arena, Eugene  
2022-23 Men's Basketball

Game Time: 8:00 PM  
Game Duration: 2:02  
Attendance: 2,431

Officials: Michael Scypiorski, Jimmy Casas, Justin Shanley

UC Irvine - 58

Record: 23-12

NO. Name	Min	FG	3P	FT	Rebounds	Fouls	TP	AS	TO	ST	Blocks	BS	BA	+/-
		M-A	M-A	M-A	OR DR TOT	PF								
11 Devin Tillis	21:25	4-8	0-2	2-2	5 6 11	2	2	10	2	1	3	0	1	-21
15 Bent Leuchten	02:55	3-8	0-2	1-1	1 3 4	1	1	7	1	2	1	3	2	-18
1 Dawson Baker	02:51	7-16	1-5	1-1	0 1 1	2	1	16	1	1	0	0	1	-15
3 Pierre Crockrell II	02:32	2-7	0-0	0-0	0 2 2	2	0	4	6	3	1	0	0	-15
22 DJ Davis	06:33	3-13	3-7	0-0	0 2 2	0	3	9	0	0	0	0	1	-18
2 Justin Hohn	16:28	0-5	0-3	0-0	0 1 1	4	0	0	1	2	1	0	0	-11
10 Olure Ujadughele	11:34	0-2	0-0	0-0	2 3 5	3	0	0	0	0	1	0	1	-2
31 Dean Keeler	16:26	0-5	0-0	1-2	3 2 5	3	1	1	0	1	0	2	1	-5
00 JC Butler	13:54	0-5	0-3	0-0	0 0 0	1	1	0	0	0	0	1	1	-4
4 Andre Henry	12:04	2-5	0-1	1-2	1 0 1	3	2	5	0	0	2	0	0	-10
5 Chazz Hutchison	02:01	1-1	0-0	0-0	0 1 1	0	0	2	0	0	0	0	0	-2
13 Hayden Welling	05:00	1-3	0-0	0-0	3 1 4	1	0	2	0	0	0	0	0	5
33 Eli Choi	02:39	0-1	0-0	0-0	0 0 0	0	0	0	0	0	0	0	0	-3
23 Emilis Butkus	01:38	1-1	0-0	0-0	0 0 0	0	0	2	0	0	0	0	0	-5
Team					5 2 7			0	0					
Totals	24:80	4-23	6-8	20 24	44	22	11	58	11	11	9	5	9	-26

Shooting By Period	1st FG%	2nd FG%	3PT%	GM FG%
	9-45 20.0%	15-35 42.9%	3-11 27.3%	12-35 34.3%
	3PT% 1-7 14.3%			3PT% 4-23 17.4%
				FT% 6-8 75.0%
Dead Ball Rebounds: 2, 0				

Technical Fouls: NONE

Oregon - 84

Record: 20-14

NO. Name	Min	FG	3P	FT	Rebounds	Fouls	TP	AS	TO	ST	Blocks	BS	BA	+/-
		M-A	M-A	M-A	OR DR TOT	PF								
13 Quincy Guerrier	27:53	3-8	1-5	0-2	2 6 8	4	2	7	2	3	0	1	1	19
15 Lok Wur	17:59	2-7	0-2	3-4	2 0 2	0	3	7	0	2	1	0	0	19
32 Nate Bittle	02:32	5-10	3-5	4-6	1 2 3	3	17	2	0	0	0	0	0	11
3 Keeshawn Barthelemy	04:24	2-12	2-7	0-0	1 4 5	0	3	6	5	0	0	0	1	28
11 Rivaldo Soares	04:59	7-14	2-4	5-7	6 4 10	2	3	21	3	1	1	1	2	13
10 Kefel Ware	18:52	3-7	1-2	0-0	2 6 8	0	1	7	1	2	1	3	0	16
2 Tyrone Williams	22:45	3-6	1-1	5-9	4 7 11	5	12	0	3	0	0	0	0	5
12 James Cooper	03:47	1-2	1-1	0-0	0 0 0	0	3	1	0	0	0	1	3	1
24 Brady Paris	03:06	0-0	0-0	0-0	0 1 1	0	0	0	1	0	0	0	0	1
23 Gabo Reichle	13:43	1-1	1-1	1-2	0 1 1	1	2	4	1	0	0	1	0	15
Team					3 4 7			0	1					
Totals	27:67	12-28	18-30	21 35	56	11	22	84	16	12	3	9	5	26

Shooting By Period	1st FG%	2nd FG%	3PT%	GM FG%
	12-35 34.3%	15-32 46.9%	3-14 21.4%	12-35 34.3%
	3PT% 6-14 42.9%			3PT% 6-14 42.9%
				FT% 13-18 72.2%
Dead Ball Rebounds: 7, 1				

Technical Fouls: NONE

	UCI	ORE
Biggest lead	0 (1st 20:00)	26 (2nd 0:16)
Best Scoring Run	5 (1st 16:15)	12 (1st 7:24)
Lead Changes	0	
Times Tied	0	
Time with Lead	00:00	39:32



Official Basketball Box Score - Final  
**Oregon at UCLA**  
03/10/23 T-Mobile Arena, Las Vegas  
2022-23 Men's Basketball

Game Time: 6:00 PM  
Game Duration: 1:59

Officials: Tony Padilla, Michael Irving, Greg Nixon

Oregon - 56

Record: 19-14

NO. Name	Min	FG	3P	FT	Rebounds	Fouls	TP	AS	TO	ST	Blocks	BS	BA	+/-
		M-A	M-A	M-A	OR DR TOT	PF								
1 N'Faly Dante	03:43	3-11	0-0	2-4	3 7 10	3	2	8	0	0	0	1	1	-2
32 Nate Bittle	07:02	3-5	1-2	0-0	1 4 5	2	2	7	0	0	0	1	0	-9
0 Will Richardson	04:18	4-9	1-2	1-2	2 6 8	0	1	10	3	1	1	0	0	-16
5 Jermaine Cousinard	09:33	2-10	0-5	1-2	1 4 5	3	3	5	3	3	1	0	1	2
11 Rivaldo Soares	03:24	0-5	0-4	0-0	1 2 3	0	0	1	0	0	0	0	1	-17
3 Keeshawn Barthelemy	22:46	2-8	0-2	4-4	0 0 0	0	3	8	0	0	0	0	1	-22
13 Quincy Guerrier	22:58	3-5	1-2	3-4	2 1 3	1	3	10	0	3	0	0	1	-10
10 Kefel Ware	16:17	4-9	0-2	0-0	2 3 5	0	0	8	0	1	0	2	0	-17
15 Lok Wur	02:59	0-1	0-0	0-0	1 0 1	1	0	0	0	0	0	0	0	-4
Team					0 0 0			0	1					
Totals	21:63	3-19	11-16	13 27	40	13	14	56	7	9	2	4	5	19

Shooting By Period	1st FG%	2nd FG%	3PT%	GM FG%
	12-32 37.5%	9-31 29.0%	2-11 18.2%	12-32 37.5%
	3PT% 1-8 12.5%			3PT% 3-19 15.8%
				FT% 11-16 68.8%
Dead Ball Rebounds: 5, 1				

Technical Fouls: NONE

UCLA - 75

Record: 29-4

NO. Name	Min	FG M-A	3P M-A	FT M-A	Rebounds OR DR TOT	Fouls PF FO	TP	AS	TO	ST	Blocks BS BA	+/-
3 Adem Bona	F 17:46	2-2	0-0	0-0	0 4 4	2 3	4	0	1	0	2	0 3
5 Amari Bailey	C 31:18	3-8	0-1	3-4	0 6 6	2 1	9	2	2	1	0	0 13
10 Tyger Campbell	G 35:02	11-21	4-8	2-2	0 3 3	0 1	28	6	0	1	0	0 16
24 Jaime Jaquez Jr.	G 34:21	6-17	2-6	4-5	2 8 10	2 4	18	0	1	0	0 3	11
34 David Singleton	G 35:05	3-7	3-3	3-4	0 2 2	1 3	12	1	0	1	0 1	11
2 Dylan Andrews	11:40	2-4	0-1	0-0	0 0 0	1 0	4	1	0	0	0	0 10
12 Mac Etienne	14:01	0-1	0-0	0-0	1 1 2	2 1	0	0	0	1	1	0 4
4 Will McClendon	07:20	0-0	0-0	0-0	0 1 1	4 0	0	0	0	0	0	0 4
1 Abramio Canka	05:14	0-0	0-0	0-0	1 1 2	0 0	0	0	0	0	0	0 6
14 Kenneth Nwuba	08:13	0-0	0-0	0-0	0 0 0	0 0	0	0	0	2	0	12
Team					0 0 0			0	1			
Totals		27-60	9-19	12-15	4 26 30	14 13	75	10	5	4	5	4 19





## THE LAST TIME...

## Team

Scored 100+ pts.....	106, vs. Boise State (11-9-19)
Scored 107+ pts.....	114, vs. Alabama State (11-17-17)
Scored 115+ pts.....	*128, vs. Savannah State (12-3-16)
Held opponent under 50 pts.....	47 vs. Montana (11-29-21)
Held opponent under 41 pts.....	40, vs. Washington (2-8-18)
Held opponent under 40 pts.....	38, vs. Nebraska (12-15-12)
Held opponent under 38 pts.....	35, vs. Idaho State (12-18-12)
Won by 30+pts.....	33(84-51), vs. Cal (3-2-23)
Won by 40+ pts.....	40 (87-47), vs. Montana (11-29-21)
Won by 50+ pts.....	58 (114-56), vs. Alabama State (11-17-17)
Won by 60+ pts.....	69 (128-59), vs. Savannah State (12-3-16)
Made 56%+ FG.....	56.9% at Cal (1-20-23)
Made 60%+ FG.....	60.8% vs. UCLA (3-3-21)
Made 61%+ FG.....	62.7% vs. Hawaii (12-7-19)
Made 63%+ FG.....	63.0% (31-47) vs. Montana (11-29-21)
Made 70%+ FG.....	70.0% vs. Boise State (11-9-19)
Held opponent under 30%.....	29.1% (16-55) at Chaminade (12-22-21)
Made 55%+ 3-pt. FGs.....	55.6% (10-of-18), vs. Arizona State (3-11-21)
Made 56%+ 3-pt. FGs.....	65.2% (15-of-23), at Oregon State (3-7-21)
Made 66%+ 3-pt. FGs.....	70.6% (12-of-17), vs. California (3-5-20)
Made 71%+ 3-pt. FGs.....	72.7% (8-of-11), vs. Saint Louis (3-23-13)
Held opponent under 20% 3-pts.....	16.7% (5-of-20), vs. UCF (3-19-23)
Held opponent under 18% 3-pts.....	16.7% (5-of-20), vs. UCF (3-19-23)
Held opponent under 16% 3-pts.....	14.3% (3-of-21), at Utah (1-7-23)
Held opponent under 15% 3-pts.....	14.3% (3-of-21), at Utah (1-7-23)
Held opponent under 10% 3-pts.....	8.7% (2-of-23), vs. Utah (3-14-19)
Held opponent under 8.7% 3-pts.....	0.0% (0-of-12), vs. California (1-6-16)
Made 13+ 3-pt FGs.....	13-of-26, at Utah (2-5-22)
Made 16+ 3-pt FGs.....	16-of-29, vs. Colorado (2-18-17)
Made 17+ 3-pt FGs.....	*18-of-31, at California (2-9-08)
Held opponent under five 3-pt FGs.....	3-of-21, at Utah (1-7-23)
Held opponent under four 3-pt FGs.....	3-of-21, at Utah (1-7-23)
Held opponent under three 3-pt FGs.....	2-of-16, at Oregon State (1-10-23)
Held opponent under two 3-pt FGs.....	0-of-12, vs. California (1-6-16)
Made 85%+ FT.....	90.5% (19-of-21), vs. Texas Southern (11-9-21)
Made 88%+ FT.....	90.5% (19-of-21), vs. Texas Southern (11-9-21)
Made 90%+ FT.....	90.9% (10-of-11), at Arizona (2-19-22)
Made 91%+ FT.....	92.3% (12-of-13), at Arizona State (1-19-19)
Made 100% FT.....	100.0% (11-of-11), vs. USC (1-18-18)
Attempted 40+ FTs.....	42, vs. Green Bay (11-20-18)
Attempted 50+ FTs.....	*54, vs. Washington (2-10-04)
Made 30+ FTs.....	33-of-42, vs. Green Bay (11-20-18)
Had 50+ rebounds.....	50, vs. Eastern Washington (11-9-18)
Had 51+ rebounds.....	67, vs. Savannah State (12-3-16)
Had 60+ rebounds.....	67, vs. Savannah State (12-3-16)
+20 rebound margin.....	+26 (41-15), vs. Montana (11-29-21)
+24 rebound margin.....	+26 (41-15), vs. Montana (11-29-21)
+30 rebound margin.....	+38 (67-29), vs. Savannah State (12-3-16)
Had 20+ assists.....	21, vs. Portland (12-17-22)
Had 26+ assists.....	28, vs. Alabama State (12-29-19)
Had 29+ assists.....	29, vs. Alabama State (11-17-17)
Had 30+ assists.....	*36, vs. Savannah State (12-3-16)
Forced 20+ TOs.....	21, vs. Florida A&M (11-7-22)
Forced 24+ TOs.....	25, vs. Tennessee (11-22-16)
Blocked 10+ shots.....	11, vs. Nevada (12-10-22)
Blocked 12+ shots.....	12, at Fresno State (12-16-17)
Blocked 13+ shots.....	*13, vs. Army (11-11-16)
Committed under 7 TOs.....	4, vs. Oregon State (2-27-20)
Committed under 4 TOs.....	3, vs. Arizona (3-1-19)
Had 10+ steals.....	13, vs. vs. Arizona (1-14-23)
Had 12+ steals.....	13, vs. Arizona (1-14-23)
Had 13+ steals.....	13, vs. Arizona (1-14-23)
Had 15+ steals.....	16, vs. USC (2-1-14)
Went to OT.....	W, 84-81 at UCLA (1-13-22)
Went to 2OT.....	W, 79-70, vs. USC (1-23-20)
Went to 3OT.....	L, 91-84, at Texas-El Paso (12-19-12)
Went to 4OT+.....	L, 107-102 (*50T) at California (2-10-77)
Led wire-to-wire.....	vs. Oregon State (3-9-22)
Beat a ranked opponent.....	2-24-22 vs. No. 12 UCLA (W, 68-63)

## Individual

Scored 43+ pts.....	Greg Ballard (*43) at Oral Roberts (3-9-77)
Scored 41+ pts.....	Luke Jackson (42) vs. Arizona (2-19-04)
Scored 39+ pts.....	Luke Jackson (40) vs. Colorado (3-17-04)
Scored 32+ pts.....	Payton Pritchard (38) at Arizona (2-22-20)
Scored 30+ pts.....	Eugene Omoruyi (31) vs. Missouri (12-2-20)
Five players w/10+ pts.....	Jermaine Couisnard (17), N'Faly Dante (10), Kel'el Ware (10), Nate Bittle (10), Rivaldo Soares (10) vs. Cal (3-2-23)
Six players w/10+ pts.....	Jacob Young (23), Will Richardson (16), N'Faly Dante (12), Quincy Guerrier (11), De'Vion Harmon (10), Eric Williams Jr. (10), at UCLA (1-13-22)
Seven+ players w/10+ pts.....	Tyler Dorsey (29), Dillon Brooks (22), Keith Smith (15), Chris Boucher (12), Roman Sorkin (12), Dylan Ennis (11), Kavell Bigby-Williams (11) vs. Savannah State (12-3-16)
Two players w/20+ pts.....	Jacob Young (23) and Quincy Guerrier (20), vs. Oregon State 3-9-22
Three players w/20+ pts.....	Luke Jackson (29), Luke Ridnour (28), and Fred Jones (24) vs. Wake Forest (3-16-02)
Had 15+ rebounds.....	N'Faly Dante (15) at Stanford (1-21-23)
Had 18+ rebounds.....	Chris Boucher (19) vs. Montana (12-13-16)
Had 20+ rebounds.....	Mike Moser (20) at UCLA (2-27-14)
Had 21+ rebounds.....	Gerald Willett (21) at Duquesne (12-7-74)
Two players w/10+ rebs.....	Quincy Guerrier (13) and N'Faly Dante (11), vs. Colorado (3-10-22)
Three players w/10+ rebs.....	Balderston (13), Sprague (13) and Adams (10), vs. Tennessee Tech (12-29-85)
Had 12+ assists.....	Will Richardson (12) vs. Portland (12-17-22)
Had 13+ assists.....	Payton Pritchard (13) vs. Savannah State (12-3-16)
Had 15+ assists.....	Johnathan Loyd (15) at Ole Miss (12-8-13)
Had 16+ assists.....	Ron Lee (*17) vs. Villanova (12-23-74)
Had 5+ steals.....	Eugene Omoruyi (5) vs. Oregon State (3-12-21)
Had 6+ steals.....	Jacob Young (6) vs. Colorado (1-25-22)
Had 7+ steals.....	Chris Duarte (8) vs. USC (1-23-20)
Had 9+ steals.....	Kenya Wilkins (*9) at Boise State (12-20-96)
Had 5+ blocks.....	N'Faly Dante (5) vs. Stanford (3-4-23)
Had 8+ blocks.....	Jordan Bell (8) vs. Kansas (3-25-17)
Had 9+ blocks.....	Chris Boucher (*9) vs. Arkansas State (11-25-15)
Made 5+ 3-pt. FGs.....	Will Richardson (5-of-7) at Utah (2-5-22)
Made 6+ 3-pt. FGs.....	Quincy Guerrier (6-of-11) at Arizona State (2-19-22)
Made 7+ 3-pt. FGs.....	Anthony Mathis (9-of-11) vs. Boise State (11-9-19)
Made 10+ 3-pt. FGs.....	Tajuan Porter (*10-of-12) vs. Portland State (11-12-06)
Made 10+ FTs.....	Payton Pritchard (15-of-17) vs. Texas Southern (12-21-19)
Recorded a double-double.....	Nate Bittle (21 points, 13 rebounds) vs. UCF (3-19-23)
Two players w/double-doubles.....	Tyrone Williams (12 points, 11 rebounds), Rivaldo Soares (21 points, 10 rebounds) vs. UCI (3-14-23)
Player records four straight double-doubles.....	4, Mike Moser 12-20 rebs at UCLA (2-27-14); 20-12 rebs at USC (3-1-14); 22-17 rebs vs. Arizona State (3-4-14); 10-10 rebs vs. Arizona (3-8-14)
Player records five straight double-doubles.....	6, Greg Ballard 15-15 rebs vs. Stanford (2-5-76); 19-12 rebs vs. California (2-7-76); 32-12 rebs at California (2-13-76); 20-12 rebs at Stanford (2-14-76); 19-13 rebs at USC (2-19-76); 16-10 rebs at UCLA (2-21-76)
20 points, 20 rebounds.....	Greg Ballard (41 pts, 20 reb) at California, 5OT (2-10-77)
Recorded a triple-double.....	Will Richardson (19 pts, 10 reb, 11 ast) vs. Nevada (12-10-22)

\* - denotes school record



## LEADS AND DEFICITS

Opponent	Largest Lead	Largest Deficit	Time Led	Time Trailed	Times Tied/Lead Changes	Result
Florida A&M	36 (2:14, 2nd)	1 (19:10, 1st)	38:34	1:00	1/4	W, 80-45
UC Irvine	1 (6:11, 1st)	27 (14:43, 2nd)	00:07	38:20	3/2	L, 69-56
Montana State	32 (3:17, 2nd)	3 (14:50, 1st)	32:38	3:08	2/3	W, 81-51
Houston	4 (18:12, 1st)	16 (7:20, 2nd)	3:18	33:55	2/1	L, 66-56
Connecticut	5 (16:27, 1st)	29 (6:22, 2nd)	3:17	30:41	4/2	L, 83-59
Michigan State	7 (5:06, 2nd)	8 (8:14, 1st)	17:01	18:43	5/8	L, 74-70
Villanova	10 (9:06, 1st)	3 (2:27, 2nd)	35:28	00:38	3/4	W, 74-67
Washington State	17 (00:45, 2nd)	4 (12:42, 1st)	23:38	9:23	11/13	W, 74-60
UCLA	7 (4:16, 1st)	9 (1:54, 2nd)	21:47	15:59	3/6	L, 65-56
Nevada	19 (3:53, 2nd)	2 (19:03, 1st)	38:43	0:20	0/1	W, 78-65
UC Riverside	17 (9:04, 2nd)	5 (12:04, 1st)	28:06	7:47	4/7	W, 71-65
Portland	24 (1:11, 2nd)	2 (18:54, 1st)	37:12	0:26	1/3	W, 78-56
Utah Valley	4 (17:25, 1st)	17 (0:36, 1st)	4:04	32:37	3/1	L, 77-72
Oregon State	14 (18:36, 2nd)	5 (15:25, 1st)	29:14	7:17	7/7	W, 77-68
Colorado	0	27 (3:49, 2nd)	00:00	39:27	0/0	L, 68-41
Utah	14 (5:01, 1st)	2 (19:07, 1st)	37:29	00:29	1/1	W, 70-60
Arizona State	1 (17:59, 1st)	29 (10:50, 2nd)	1:19	37:56	1/2	L, 90-73
Arizona	21 (1:20, 2nd)	7 (14:28, 1st)	27:47	8:49	7/5	W, 87-68
California	31 (00:40, 2nd)	5 (14:30, 1st)	30:31	7:01	2/3	W, 87-58
Stanford	3 (18:38, 1st)	17 (1:54, 2nd)	00:52	37:46	0/1	L, 71-64
Colorado	11 (15:46, 2nd)	4 (15:16, 1st)	27:29	9:44	3/3	W, 75-69
Utah	16 (6:36, 2nd)	2 (14:38, 1st)	35:45	1:05	4/2	W, 68-56
Arizona	5 (18:30, 1st)	20 (12:45, 2nd)	2:17	36:58	1/1	L, 91-76
Arizona State	12 (11:31, 2nd)	6 (16:42, 1st)	17:00	19:35	4/3	W, 75-70
USC	20 (4:02, 2nd)	0 (20:00, 1st)	38:37	00:00	1/0	W, 78-60
UCLA	8 (17:34, 1st)	18 (5:07, 2nd)	15:29	22:08	5/7	L, 70-63
Washington	8 (12:11, 2nd)	3 (13:08, 1st)	26:46	13:47	11/24	L, 72-71
Washington State	5 (16:20, 1st)	10 (9:27, 2nd)	15:14	20:43	5/13	L, 68-65
Oregon State	10 (16:49, 2nd)	5 (2:10, 2nd)	26:17	7:45	8/10	W, 69-67
California	35 (1:37, 2nd)	1 (17:30, 1st)	35:58	00:28	3/2	W, 84-51
Stanford	12 (9:16, 2nd)	9 (14:04, 1st)	26:26	12:08	2/1	W, 73-68
Washington State	19 (5:10, 1st)	4 (7:28, 2nd)	30:47	5:18	6/10	W, 75-70
UCLA	3 (14:44, 1st)	20 (1:09, 2nd)	3:33	31:38	8/5	L, 75-56
UCI	26 (00:26, 2nd)	0 (20:00, 1st)	39:32	00:00	0/0	W, 84-58
UCF	21 (15:48, 2nd)	6 (10:12, 1st)	30:04	3:55	5/5	W, 68-54

## SPECIALTY TEAM STATS

Opponent	Result	Points in Paint			Points Off Turnovers			2nd Chance Points			Fast Break Points			Bench Points		
		UO	Opp.	Diff.	UO	Opp.	Diff.	UO	Opp.	Diff.	UO	Opp.	Diff.	UO	Opp.	Diff.
Florida A&M	W, 80-45	42	24	18	21	9	12	12	5	7	11	6	5	28	14	14
UC Irvine	L, 69-56	24	20	-4	10	25	-15	8	11	-3	7	15	-8	20	19	1
Montana State	W, 81-51	38	20	18	15	18	-3	17	9	8	9	2	7	31	21	10
Houston	L, 66-56	32	24	9	9	30	-21	15	17	-2	4	17	-13	6	17	-11
Connecticut	L, 83-59	22	24	-2	14	18	-4	12	15	-3	6	10	-4	22	20	2
Michigan State	L, 74-70	34	20	14	12	9	3	15	13	2	13	11	2	3	8	-5
Villanova	W, 74-67	28	26	2	15	16	-1	18	12	6	2	5	-3	8	23	-15
Washington State	W, 74-60	52	42	10	17	14	3	12	13	-1	7	9	-2	7	10	-3
UCLA	L, 65-56	36	34	2	11	16	-5	4	13	-9	0	6	-6	8	15	-7
Nevada	W, 78-65	26	24	2	8	10	-2	15	5	10	12	4	8	10	11	-1
UC Riverside	W, 71-65	34	26	8	22	17	5	10	11	-1	10	7	3	7	14	-7
Portland	W, 78-56	26	22	4	18	19	-1	6	5	1	6	6	0	24	24	0
Utah Valley	L, 77-72	40	30	10	11	16	-5	23	11	12	12	18	-6	9	26	-17
Oregon State	W, 77-68	40	30	10	14	9	5	19	4	15	5	4	1	15	19	-4
Colorado	L, 68-41	22	32	-10	13	7	6	5	5	0	3	9	-6	14	7	7
Utah	W, 70-60	30	24	6	20	5	15	11	12	-1	9	6	3	24	23	1
Arizona State	L, 90-73	32	36	-4	15	14	1	10	8	2	10	8	2	26	21	5
Arizona	W, 87-67	40	30	10	19	11	8	14	5	9	15	11	4	11	19	-8
California	W, 87-58	40	26	14	8	4	4	4	7	-3	4	0	4	31	34	-3
Stanford	L, 71-63	24	28	-4	15	12	3	8	10	-2	11	8	3	16	23	-7
Colorado	W, 75-69	34	28	6	10	13	-3	10	6	4	6	12	-6	23	17	6
Utah	W, 68-56	32	14	18	4	9	-5	15	19	-4	12	6	6	17	28	-11
Arizona	L, 91-76	32	36	-4	13	19	-6	15	16	-1	17	14	3	18	12	6
Arizona State	W, 75-70	32	26	6	22	21	1	6	4	2	20	17	3	16	17	-1
USC	W, 78-60	38	28	10	17	3	14	10	16	-6	6	3	3	21	6	15
UCLA	L, 70-63	26	26	0	7	19	-12	7	18	-11	17	7	10	17	9	8
Washington	L, 72-71	38	30	8	17	20	-3	13	9	4	3	13	-10	17	11	6
Washington State	L, 68-65	40	34	6	5	8	-3	11	8	3	13	5	8	23	9	14
Oregon State	W, 69-67	20	20	0	9	7	3	15	6	9	8	11	-3	24	21	3
California	W, 84-51	46	26	20	46	26	20	15	4	11	2	2	0	28	16	12
Stanford	W, 73-68	30	28	2	18	6	12	12	14	-2	5	6	-1	30	6	24
Washington State	W, 75-70	42	18	24	10	12	-2	17	3	14	9	7	2	28	3	25
UCLA	L, 75-56	28	22	6	8	11	-3	12	7	5	10	13	3	26	4	22
UCI	W, 84-58	30	36	-6	18	9	9	26	15	9	1	11	-10	26	12	14
UCF	W, 68-54	28	26	2	14	20	-6	8	9	-1	6	12	-6	11	14	-3

## #0 WILL RICHARDSON

guard / 6-5 / 180 / senior

### 2022-23 SEASON HIGHS

\*multiple, most recent

Category	Stat	Opponent	Date
Points	28	MSU	11/25
Rebounds	10	Nevada	12/10
Assists	12	Portland	12/17
Steals	4*	Arizona	1/14
Blocks	1*	MTST	11/15
FG Made	10*	MSU	11/25
FG Attempts	21	MSU	11/25
3FG Made	4*	ASU	1/12
3FG Attempts	10	MSU	11/25
FT Made	6*	USC	2/9
FT Attempts	8	UC Riverside	12/14

### MISCELLANEOUS STATS

Category	2022-23	Career
Double-digit scoring	22	79
20+ point games	4	13
Double-digit assists	3	3
Double-doubles	3	3
Led UO in scoring	6	24
Led UO in rebounding	1	12
Led UO in assists	20	48
Led UO in steals	13	33
Led UO in blocks	5	5
5+ assists	13	38
3+ steals	5	14

### CAREER HIGHS

\*multiple, most recent

Category	Stat	Opponent	Date
Points	28*	Michigan State	11/25/22
Rebounds	10	Nevada	12/10/22
Assists	12	Portland	12/17/22
Steals	6	Alabama State	12/29/19
Blocks	3	at Utah	1/31/19
FG Made	10*	Michigan State	11/25/22
FG Attempts	21	Michigan State	11/25/22
3FG Made	6	at Utah	3/7/21
3FG Attempts	10	Michigan State	11/25/22
FT Made	9	California	2/12/22
FT Attempts	13	California	2/12/22

Season	School	G	GS	MP	FG	FGA	FG%	2P	2PA	2P%	3P	3PA	3P%	FT	FTA	FT%	ORB	DRB	TRB	AST	STL	BLK	TOV	PF	PTS
2018-19	Oregon	38	12	24.3	2.1	4.5	.468	1.7	3.1	.556	0.4	1.4	.278	1.4	2.1	.675	0.6	1.7	2.4	2.5	1.1	0.2	1.7	1.8	6.0
2019-20	Oregon	31	13	30.3	4.0	8.3	.479	2.7	5.7	.483	1.2	2.6	.469	1.8	2.1	.848	1.2	2.5	3.7	2.3	1.4	0.2	1.6	2.2	11.0
2020-21	Oregon	16	16	35.5	3.9	8.8	.443	2.3	4.9	.474	1.6	3.9	.403	1.9	2.6	.738	0.7	2.7	3.4	3.9	1.1	0.1	2.5	2.3	11.3
2021-22	Oregon	30	30	32.3	4.9	10.9	.454	3.0	6.0	.508	1.9	4.9	.388	2.4	3.1	.772	0.9	2.8	3.7	3.6	1.3	0.0	2.1	2.4	14.1
2022-23	Oregon	33	33	35.7	4.3	10.0	.429	2.8	5.6	.500	1.5	4.4	.338	2.1	2.5	.810	0.7	2.9	3.6	5.1	1.5	0.1	3.0	2.1	12.2
Career	Oregon	148	104	30.9	3.8	8.3	.453	2.5	5.0	.504	1.2	3.3	.376	1.9	2.5	.769	0.8	2.5	3.3	3.4	1.3	0.1	2.1	2.1	10.6

### 2021-22

Averaged a career-best 14.1 points, 3.7 rebounds, 3.6 assists and 1.3 steals per game, shooting 45.4 percent from the floor ... Earned second team All-Pac-12 honors ... Named to the USBWA District IX All-District Team as well as the NABC District 19 All-District First Team ... Became the 37th 1,000-point scorer in program history on 1/23 vs. Washington ... Ranks ninth all-time at UO in both assists (336) and steals (141) ... Was twice named conference player of the week in January, one after scoring a then-career-high 26 points in a win over Utah and again after the Ducks defeated No. 3 UCLA and No. 5 USC on the road ... Scored a career-high 28 points in the win over USC, hitting five three pointers, including four in the first half ... Had seven 20 points games and scored in double-digits 22 times ... Notched 19 points and seven assists vs. Pepperdine ... Had multiple assists in 25-of-30 games, with a season-high of eight on Feb. 26 vs. USC ... Scored 10 or more in 14-straight games from mid-December to mid-February ... Four-plus three pointers made in seven games, with five threes twice.

### PERSONAL

Born William Tyrell Richardson in Hinesville, Ga. ... Parents are Michelle Thompson and Richard Richardson.

## #1 N'FALY DANTE

center / 6-11 / 230 / senior

### 2022-23 SEASON HIGHS

\*multiple, most recent

Category	Stat	Opponent	Date
Points	22*	Arizona	1/14
Rebounds	18	at OSU	2/25
Assists	4*	UC Riverside	12/14
Steals	4	FAMU	11/7
Blocks	5	Stanford	3/4
FG Made	11	WSU	12/1
FG Attempts	16*	WSU	12/1
3FG Made			
3FG Attempts			
FT Made	6	UC Irvine	11/11
FT Attempts	11*	Arizona	1/14

### MISCELLANEOUS STATS

Category	2022-23	Career
Double-digit scoring	23	34
20+ point games	3	5
Double-digit rebounds	13	19
Double-doubles	10	14
Led UO in scoring	11	11
Led UO in rebounding	18	29
Led UO in assists	2	2
Led UO in steals	7	6
Led UO in blocks	11	28
3+ blocks	5	10
3+ steals	3	4

### CAREER HIGHS

\*multiple, most recent

Category	Stat	Opponent	Date
Points	22*	Arizona	1/14/23
Rebounds	18	at OSU	2/25/23
Assists	4*	UC Riverside	12/14/22
Steals	4	Florida A&M	11/7/22
Blocks	5*	Stanford	3/4/23
FG Made	11	WSU	12/1/22
FG Attempts	16*	WSU	12/1/22
3FG Made	-		
3FG Attempts	-		
FT Made	6	UC Irvine	11/11/22
FT Attempts	11*	Arizona	1/14/23

Season	School	G	GS	MP	FG	FGA	FG%	2P	2PA	2P%	3P	3PA	3P%	FT	FTA	FT%	ORB	DRB	TRB	AST	STL	BLK	TOV	PF	PTS
2019-20	Oregon	12	0	13.6	2.7	4.3	.627	2.7	4.3	.627	0.0	0.0		0.5	1.3	.400	1.0	1.8	2.8	0.6	0.9	0.6	0.9	2.5	5.8
2020-21	Oregon	6	6	17.7	3.5	5.3	.656	3.5	5.3	.656	0.0	0.0		1.2	2.7	.438	2.0	3.8	5.8	0.2	1.5	1.2	1.0	2.0	8.2
2021-22	Oregon	32	27	20.0	3.4	5.1	.675	3.4	5.1	.675	0.0	0.0		1.3	2.1	.588	2.2	4.1	6.3	0.7	0.7	1.0	1.5	1.8	8.1
2022-23	Oregon	31	30	26.2	5.5	9.0	.614	5.5	9.0	.614	0.0	0.0		2.3	3.7	.617	3.0	5.4	8.4	1.1	1.1	1.4	2.1	2.2	13.4
Career	Oregon	81	63	21.3	4.1	6.5	.637	4.1	6.5	.637	0.0	0.0		1.5	2.6	.579	2.3	4.2	6.6	0.8	0.9	1.1	1.6	2.1	9.8

### 2021-22

Appeared in 32 games, making 27 starts ... Averaged 8.1 points and 6.3 rebounds, shooting a Pac-12-leading 67.5 percent from the field (110-163 FG) ... Grabbed 10 or more rebounds seven times, totaling three double-doubles ... Finished with 13 points, 13 rebounds and five blocks in the season finale ... Blocked five shots in two games, the other being the Pac-12 tournament win over OSU ... Recorded 12 double-figure scoring out, with a season-high 20 points in the Dec. 15 win over Portland ... Seven games with multiple blocked shots and 18 with at least one.

### PERSONAL

From Bamako, Mali ... Attended Sunrise Christian Academy in Kansas ... Five star recruit, ranked 13th in the nation by Scout.com ... No. 1 recruit out of Kansas.



## &gt; #2 TYRONE WILLIAMS

guard / 6-5 / 200 / junior

## 2022-23 SEASON HIGHS

\*multiple, most recent

Category	Stat	Opponent	Date
Points	12	UC Irvine	3/15
Rebounds	11	UC Irvine	3/15
Assists	1	Nevada	12/10
Steals	3	FAMU	11/7
Blocks	1*	Arizona	12/14
FG Made	4*	Portland	12/17
FG Attempts	6*	UC Irvine	11/11
3FG Made	1*	Cal	3/2
3FG Attempts	2*	UC Irvine	11/11
FT Made	5	UC Irvine	3/15
FT Attempts	9	UC Irvine	3/15

## MISCELLANEOUS STATS

Category	2022-23	Career
Double-digit scoring	1	1
20+ point games	-	--
Double-digit assists	-	--
Double-doubles	1	1
Led UO in scoring	-	--
Led UO in rebounding	2	2
Led UO in assists	-	--
Led UO in steals	-	--
Led UO in blocks	-	--
4+ assists	-	--
3+ steals	1	1

## CAREER HIGHS

\*multiple, most recent

Category	Stat	Opponent	Date
Points	12	UC Irvine	3/15/23
Rebounds	11	UC Irvine	3/15/23
Assists	1	Nevada	12/10/22
Steals	3	FAMU	11/7/22
Blocks	1*	Arizona	12/14/22
FG Made	4*	Portland	12/17/22
FG Attempts	6*	UC Irvine	11/11/22
3FG Made	1*	Cal	3/2/23
3FG Attempts	2*	UC Irvine	11/11/22
FT Made	5	UC Irvine	3/15/23
FT Attempts	9	UC Irvine	3/15/23

Season	School	G	GS	MP	FG	FGA	FG%	2P	2PA	2P%	3P	3PA	3P%	FT	FTA	FT%	ORB	DRB	TRB	AST	STL	BLK	TOV	PF	PTS
2022-23	Oregon	20	0	7.4	0.9	1.6	.563	0.9	1.3	.680	0.1	0.4	.143	0.1	0.6	.182	0.3	1.1	1.4	0.1	0.3	0.1	0.4	0.4	2.0
Career	Oregon	20	0	7.4	0.9	1.6	.563	0.9	1.3	.680	0.1	0.4	.143	0.1	0.6	.182	0.3	1.1	1.4	0.1	0.3	0.1	0.4	0.4	2.0

## PERSONAL

Native of Philadelphia and attended Olney Charter HS, before playing three years at Grayson County Community College ... Led the nation in scoring with 27.7 points per game, shooting 50 percent from the field ... Had 13 games scoring 30 or more points and was named an NJCAC all-conference player ... The season prior, led the country with 27.6 ppg and was a second team NJCAA All-American.

## &gt; #3 KEESHAWN BARTHELEMY

guard / 6-2 / 175 / junior

## 2022-23 SEASON HIGHS

\*multiple, most recent

Category	Stat	Opponent	Date
Points	17	WSU	2/19
Rebounds	6	Arizona	12/14
Assists	8	UCF	3/19
Steals	3	ASU	2/4
Blocks	1*	Houston	11/20
FG Made	7	WSU	2/19
FG Attempts	12	UC Irvine	3/15
3FG Made	4	Stanford	3/4
3FG Attempts	8	FAMU	11/7
FT Made	4	California	1/18
FT Attempts	4*	California	3/2

## MISCELLANEOUS STATS

Category	2022-23	Career
Double-digit scoring	10	28
20+ point games	-	2
Double-digit assists	-	-
Double-doubles	-	-
Led UO in scoring	1	1
Led UO in rebounding	-	-
Led UO in assists	5	5
Led UO in steals	4	3
Led UO in blocks	-	-
4+ assists	6	17
3+ steals	1	2

## CAREER HIGHS

\*multiple, most recent

Category	Stat	Opponent	Date
Points	22	Maine	11/15/21
Rebounds	9*	at Arizona State	1/15/21
Assists	8	UCF	3/19/23
Steals	3*	Southern Illinois	11/19/21
Blocks	2*	Southern Illinois	11/19/21
FG Made	9	Maine	11/15/21
FG Attempts	13	Arizona	2/26/22
3FG Made	4*	Stanford	2/5/21
3FG Attempts	8*	at Washington	1/27/22
FT Made	9	at Oregon	1/25/22
FT Attempts	9*	at Oregon	1/25/22

Season	School	G	GS	MP	FG	FGA	FG%	2P	2PA	2P%	3P	3PA	3P%	FT	FTA	FT%	ORB	DRB	TRB	AST	STL	BLK	TOV	PF	PTS
2020-21	Colorado	30	1	11.5	1.4	4.0	.353	0.8	2.1	.397	0.6	1.9	.304	0.4	0.4	.917	0.2	0.5	0.8	1.4	0.2	0.2	0.7	0.4	3.7
2021-22	Colorado	33	28	25.8	3.7	8.9	.420	2.4	5.1	.473	1.3	3.8	.347	2.3	2.8	.826	0.4	2.0	2.4	2.4	0.6	0.2	1.3	1.1	11.1
2022-23	Oregon	21	5	24.6	3.1	7.6	.413	1.7	3.7	.449	1.5	3.9	.378	1.5	1.8	.838	0.2	1.4	1.6	2.0	0.6	0.1	1.0	1.1	9.2
Career	Overall	84	34	20.4	2.8	6.8	.404	1.7	3.7	.452	1.1	3.1	.347	1.4	1.7	.837	0.3	1.3	1.6	1.9	0.5	0.2	1.0	0.8	8.0

## 2021-22 (Colorado)

Started 28 of 33 games played and averaged 11.1 points (.420 FG%), 2.4 assists and 2.4 rebounds in 25.8 minutes per game ... Ranked fifth in the conference shooting 82.6 percent from the free throw line ... Shot 34.7 percent from three and twice made a season-high four three-pointers ... Reached double-figures 18 times, with a season-high 22 against Maine ... Pac-12 season-high 19 points at Oregon on Jan. 25 ... Grabbed a season-high nine rebounds twice, most recently against Arizona State, adding 16 points and four assists.

## PERSONAL

Born in Montreal, son of Jerry Barthelemy and Francesca Decopain ... Has one younger sister ... Averaged 5.4 points and 2.1 assists for Team Canada in the 2018 FIBA U17 World Cup, helping the team to a fourth place finish ... Attended Thornlea Secondary School in Toronto and was AAU teammates with Quincy Guerrier at Brookwood Elite in Montreal.



## #4 BRENNAN RIGSBY

guard / 6-3 / 180 / sophomore

### 2022-23 SEASON HIGHS

\*multiple, most recent

Category	Stat	Opponent	Date
Points	19	UC Riverside	12/14
Rebounds	7	Utah Valley	12/20
Assists	3	Portland	12/17
Steals	2*	WSU	12/1
Blocks	2	UVU	12/20
FG Made	7	UC Riverside	12/14
FG Attempts	10	at Colorado	1/5
3FG Made	4	Portland	12/17
3FG Attempts	6	Portland	12/17
FT Made	3	UC Riverside	12/14
FT Attempts	4	UC Riverside	12/14

### MISCELLANEOUS STATS

Category	2022-23	Career
Double-digit scoring	2	2
20+ point games	--	--
Double-digit assists	-	--
Double-doubles	-	--
Led UO in scoring	1	1
Led UO in rebounding	1	1
Led UO in assists	-	--
Led UO in steals	-	--
Led UO in blocks	1	1
5+ assists	-	--
3+ steals	-	--

### 2022-23 SEASON HIGHS

\*multiple, most recent

Category	Stat	Opponent	Date
Points	19	UC Riverside	12/14/22
Rebounds	7	Utah Valley	12/20/22
Assists	3	Portland	12/17/22
Steals	2*	WSU	12/1/22
Blocks	2	UVU	12/20/22
FG Made	7	UC Riverside	12/14/22
FG Attempts	10	at Colorado	1/5/23
3FG Made	4	Portland	12/17/22
3FG Attempts	6	Portland	12/17/22
FT Made	3	UC Riverside	12/14/22
FT Attempts	4	UC Riverside	12/14/22

Season	School	G	GS	MP	FG	FGA	FG%	2P	2PA	2P%	3P	3PA	3P%	FT	FTA	FT%	ORB	DRB	TRB	AST	STL	BLK	TOV	PF	PTS
2022-23	Oregon	21	8	17.8	1.6	4.0	.400	1.0	1.8	.553	0.6	2.2	.277	0.3	0.4	.778	0.6	1.7	2.3	0.8	0.7	0.2	0.6	1.2	4.2
Career	Oregon	21	8	17.8	1.6	4.0	.400	1.0	1.8	.553	0.6	2.2	.277	0.3	0.4	.778	0.6	1.7	2.3	0.8	0.7	0.2	0.6	1.2	4.2

### PERSONAL

A native of De Beque, Colo. and attended Wasatch Academy in Utah ... Led Northwest Florida State College to the NJCAA national championship in 2022, scoring a game-high 24 points on nine-of-14 attempts, including hitting four-of-seven three pointers in the championship game ... On the season, averaged 11.6 points (.461 FG%, .370 3P%) 3.6 rebounds and 1.2 assists in 33 games.

## #5 JERMAINE COUSNARD

guard / 6-4 / 210 / rs. senior

### 2022-23 SEASON HIGHS

\*multiple, most recent

Category	Stat	Opponent	Date
Points	27	Arizona	12/14
Rebounds	5*	Utah	1/28
Assists	4*	Utah	1/28
Steals	3*	at OSU	2/25
Blocks	1*	Ucla	2/13
FG Made	9	Arizona	12/14
FG Attempts	17	Washington	2/15
3FG Made	6	Arizona	12/14
3FG Attempts	9*	Arizona	12/14
FT Made	8	at Stanford	1/21
FT Attempts	8*	UCLA	2/13

### MISCELLANEOUS STATS

Category	2022-23	Career
Double-digit scoring	11	51
20+ point games	1	8
Double-digit assists	-	1
Double-doubles	-	--
Led UO in scoring	5	2
Led UO in rebounding	-	--
Led UO in assists	2	2
Led UO in steals	-	--
Led UO in blocks	-	--
5+ assists	-	15
3+ steals	2	11

### CAREER HIGHS

\*multiple, most recent

Category	Stat	Opponent	Date
Points	33	LSU	2/19/22
Rebounds	7	W Kentucky	11/14/21
Assists	10	Miss. State	3/3/20
Steals	4	FAMU	1/2/21
Blocks	1*	UCLA	2/13/23
FG Made	12	LSU	2/19/22
FG Attempts	22	Kentucky	1/15/20
3FG Made	6	Arizona	1/14/23
3FG Attempts	11	Texas A&M	1/6/21
FT Made	9*	at Auburn	3/5/22
FT Attempts	13	at Ole Miss	2/5/20

Season	School	G	GS	MP	FG	FGA	FG%	2P	2PA	2P%	3P	3PA	3P%	FT	FTA	FT%	ORB	DRB	TRB	AST	STL	BLK	TOV	PF	PTS
2018-19-RS	S. Carolina											Redshirt													
2019-20	S. Carolina	30	16	26.0	4.1	10.5	.392	2.9	6.3	.458	1.2	4.1	.290	2.7	4.0	.669	0.7	2.1	2.8	3.2	0.8	0.1	2.2	2.8	12.1
2020-21	S. Carolina	17	14	27.0	3.4	11.3	.302	1.9	6.0	.314	1.5	5.3	.289	1.7	2.9	.580	0.8	2.2	3.0	3.2	1.3	0.1	2.6	1.9	10.1
2021-22	S. Carolina	26	16	24.8	4.2	10.6	.396	2.7	5.8	.457	1.5	4.8	.323	2.1	3.1	.679	0.5	2.0	2.5	3.2	1.1	0.1	3.0	1.4	12.0
2022-23	Oregon	19	16	28.5	4.2	10.4	.399	2.5	5.3	.465	1.7	5.1	.330	2.8	3.5	.791	0.6	2.4	3.1	2.2	0.9	0.1	2.0	2.3	12.8
Career	Overall	92	62	26.4	4.0	10.6	.377	2.6	5.9	.432	1.5	4.7	.308	2.4	3.5	.683	0.7	2.2	2.8	3.0	1.0	0.1	2.5	2.1	11.8

### 2021-22 (South Carolina)

Averaged 12.0 points, 3.2 assists, 2.5 rebounds and 1.1 steals per game ... Had a five-game double digit scoring streak to close out SEC play, with a career-high 33 points (12-18 FG) against LSU to start it off ... Scored 22 points vs. No. 5 Auburn in March ... Had 14 double-digit outings and three games of scoring 20-plus points ... Led the team with 22 points in a win over Mississippi State ... Improved his shooting percentages each season at South Carolina, shooting 40 percent from the field and 32.3 percent from three last season.

### PERSONAL

From East Chicago, Indiana and attended East Chicago Central ... Averaged 29.2 points, 4.3 rebounds and 3.1 assists per game during senior campaign at East Chicago Central High School ... Named an Indiana All-Star as a senior ... Played one season at Montverde ... Son of Jermaine Cousnard and Raven Merkersen ... has two sisters.

## #10 KEL'EL WARE

center / 7-0 / 210 / freshman

### 2022-23 SEASON HIGHS

\*multiple, most recent

Category	Stat	Opponent	Date
Points	18	UCONN	11/24
Rebounds	9*	MSU	11/26
Assists	2*	FAMU	11/7
Steals	3	Cal	3/2
Blocks	4	Nevada	12/10
FG Made	7*	MTST	11/15
FG Attempts	17	MSU	11/25
3FG Made	2*	MTST	11/15
3FG Attempts	9	MSU	11/25
FT Made	6	Utah Valley	12/20
FT Attempts	7	OSU	12/31

### MISCELLANEOUS STATS

Category	2022-23	Career
Double-digit scoring	8	8
20+ point games	-	-
Double-digit assists	-	-
Double-doubles	-	-
Led UO in scoring	2	2
Led UO in rebounding	3	3
Led UO in assists	-	-
Led UO in steals	1	1
Led UO in blocks	9	8
3+ blocks	2	2
3+ steals	1	1

### 2022-23 SEASON HIGHS

\*multiple, most recent

Category	Stat	Opponent	Date
Points	18	UCONN	11/24/22
Rebounds	9*	MSU	11/26/22
Assists	2*	FAMU	11/7/22
Steals	3	Cal	3/2/23
Blocks	4	Nevada	12/10/22
FG Made	7*	MTST	11/15/22
FG Attempts	17	MSU	11/25/22
3FG Made	2*	MTST	11/15/22
3FG Attempts	9	MSU	11/25/22
FT Made	6	Utah Valley	12/20/22
FT Attempts	7	OSU	12/31/22

Season	School	G	GS	MP	FG	FGA	FG%	2P	2PA	2P%	3P	3PA	3P%	FT	FTA	FT%	ORB	DRB	TRB	AST	STL	BLK	TOV	PF	PTS
2022-23	Oregon	32	4	15.7	2.4	5.3	.459	2.0	3.8	.533	0.4	1.6	.280	1.3	1.8	.712	1.0	2.9	3.9	0.5	0.3	1.3	0.7	1.0	6.6
Career	Oregon	32	4	15.7	2.4	5.3	.459	2.0	3.8	.533	0.4	1.6	.280	1.3	1.8	.712	1.0	2.9	3.9	0.5	0.3	1.3	0.7	1.0	6.6

### PERSONAL

From North Little Rock, Arkansas and attended North Little Rock High School ... Helped the Wildcats to consecutive state championships ... Averaged 21.2 points, 12.0 rebounds and 5.7 blocks ... One of 10 players in the country to be named to the USA Basketball Nike Hoop Summit team ... A McDonald's All-American, earning trips to the Iverson Classic and Jordan Brand All-Star games ... Ranked sixth overall in the final 247Sports individual rankings.

## #11 RIVALDO SOARES

guard / 6-6 / 205 / senior

### 2022-23 SEASON HIGHS

\*multiple, most recent

Category	Stat	Opponent	Date
Points	21	UC Irvine	3/15
Rebounds	8	Villanova	11/27
Assists	7	WSU	12/1
Steals	2*	UCF	3/19
Blocks	2*	UC Riverside	12/14
FG Made	7	UC Irvine	3/15
FG Attempts	14	UC Irvine	3/15
3FG Made	4	Portland	12/17
3FG Attempts	5*	Portland	12/17
FT Made	6	at Utah	1/5
FT Attempts	8	at Utah	1/5

### MISCELLANEOUS STATS

Category	2022-23	Career
Double-digit scoring	6	6
20+ point games	1	1
Double-digit assists	-	-
Double-doubles	1	1
Led UO in scoring	3	3
Led UO in rebounding	1	1
Led UO in assists	-	-
Led UO in steals	3	3
Led UO in blocks	-	1
5+ assists	1	1
3+ steals	-	-

### CAREER HIGHS

\*multiple, most recent listed

Category	Stat	Opponent	Date
Points	21	UC Irvine	3/15
Rebounds	8	Villanova	11/27
Assists	7	WSU	12/1
Steals	2*	UCF	3/19
Blocks	2*	UC Riverside	12/14
FG Made	7	UC Irvine	3/15
FG Attempts	14	UC Irvine	3/15
3FG Made	4	Portland	12/17
3FG Attempts	5*	Portland	12/17
FT Made	6	at Utah	1/5
FT Attempts	8	at Utah	1/5

Season	School	G	GS	MP	FG	FGA	FG%	2P	2PA	2P%	3P	3PA	3P%	FT	FTA	FT%	ORB	DRB	TRB	AST	STL	BLK	TOV	PF	PTS
2021-22	Oregon	35	2	18.2	1.7	4.0	.432	1.2	1.9	.603	0.5	2.0	.268	0.8	1.1	.711	0.8	1.9	2.7	0.7	0.2	0.2	0.7	1.3	4.7
2022-23	Oregon	33	30	27.2	2.4	6.2	.379	1.7	3.5	.479	0.7	2.7	.247	1.4	1.6	.852	1.3	2.1	3.4	1.6	0.5	0.3	1.6	2.2	6.8
Career	Oregon	68	32	22.5	2.0	5.1	.400	1.4	2.7	.524	0.6	2.4	.256	1.1	1.4	.793	1.1	2.0	3.0	1.2	0.3	0.3	1.1	1.7	5.7

### 2021-22

Played in all 35 games and started the final two of the season ... Scored a season-high 13 points in his first start of the season in the NIT round one win over Utah State ... Five games of scoring in double-figures, including in the first two conference games of the season ... Shot 43.2 percent from the field and had 25 games of two or more rebounds.

### PERSONAL

A native of Boston, Mass. ... Is a first-generation American of Cape Verdean descent.

## #13 QUINCY GUERRIER

forward / 6-8 / 220 / senior

### 2022-23 SEASON HIGHS

\*multiple, most recent

Category	Stat	Opponent	Date
Points	26	Nevada	12/10
Rebounds	10	UC Riverside	12/14
Assists	3*	Stanford	3/4
Steals	2*	UCF	3/19
Blocks	2	OSU	12/31
FG Made	7*	Nevada	12/10
FG Attempts	13*	UCLA	12/5
3FG Made	6	MTST	11/15
3FG Attempts	10	MTST	11/15
FT Made	7*	Nevada	12/10
FT Attempts	9	Houston	11/20

### MISCELLANEOUS STATS

Category	2022-23	Career
Double-digit scoring	14	58
20+ point games	2	10
Double-digit rebounds	1	16
Double-doubles	-	13
Led UO in scoring	6	10
Led UO in rebounding	3	13
Led UO in assists	-	-
Led UO in steals	2	5
Led UO in blocks	1	5
3+ blocks	-	5
3+ steals	-	3

### CAREER HIGHS

\*multiple, most recent

Category	Stat	Opponent	Date
Points	27	Buffalo	12/19/20
Rebounds	16	Northeastern	12/16/20
Assists	3*	Stanford	3/4/23
Steals	3*	at UCLA	1/13/22
Blocks	5*	West Virginia	3/21/21
FG Made	9*	Niagra	12/3/20
FG Attempts	19	Pittsburgh	1/16/21
3FG Made	6*	Villanova	11/27/22
3FG Attempts	11	at Arizona	2/19/22
FT Made	9	Buffalo	12/19/20
FT Attempts	14	Seattle	11/16/19

Season	School	G	GS	MP	FG	FGA	FG%	2P	2PA	2P%	3P	3PA	3P%	FT	FTA	FT%	ORB	DRB	TRB	AST	STL	BLK	TOV	PF	PTS
2019-20	Syracuse	32	0	20.3	2.4	4.8	.497	2.3	4.1	.565	0.1	0.8	.125	2.0	3.3	.606	1.8	3.5	5.3	0.6	0.5	0.8	1.3	2.6	6.9
2020-21	Syracuse	28	28	32.9	5.2	10.6	.493	4.4	7.9	.554	0.8	2.6	.311	2.4	3.6	.673	2.8	5.7	8.4	0.8	0.8	1.1	1.1	2.8	13.7
2021-22	Oregon	35	35	26.5	3.4	8.2	.420	1.9	3.6	.535	1.5	4.5	.327	1.7	2.7	.642	1.7	3.6	5.3	0.8	0.7	0.3	1.2	2.3	10.1
2022-23	Oregon	33	19	25.1	2.9	6.9	.423	1.5	3.1	.505	1.4	3.8	.357	1.5	2.5	.610	1.3	3.1	4.4	1.0	0.3	0.3	1.2	1.9	8.7
Career	Overall	128	82	26.0	3.4	7.5	.455	2.5	4.5	.544	1.0	3.0	.321	1.9	3.0	.634	1.8	3.9	5.7	0.8	0.6	0.6	1.2	2.4	9.7

### 2021-22

Averaged 10.1 points and 5.3 rebounds on 42.0 percent shooting ... Only player to start all 35 games for the Ducks and one of five to play in every game ... Recorded two double-doubles, including his best statistical outing of 25 points, 13 rebounds and two blocks vs. Colorado in the Pac-12 Tournament ... 11 points and six rebounds in the road win over No. 3 UCLA ... Had nine points and nine rebounds against Colorado on the road, followed by 11 points and seven rebounds two days later in the win over Utah ... Scored in double-figures 12 times, with four 20-point games ... Was the team's leading rebounder with five or more rebounds in 20 games.

### PERSONAL

From Montreal, Quebec ... attended Thetford Academy, where he averaged 24.7 points and 6.2 rebounds per game in 2018-19 ... During the summer of 2016, Guerrier competed for the Canadian Under-17 World Cup Team.

## #14 ETHAN BUTLER

forward / 6-6 / 205 / r. freshman

### 2022-23 SEASON HIGHS

\*multiple, most recent

Category	Stat	Opponent	Date
Points			
Rebounds	1	at Colorado	1/7
Assists			
Steals			
Blocks	1	at Colorado	1/7
FG Made			
FG Attempts	1	at Colorado	1/7
3FG Made			
3FG Attempts	1	at Colorado	1/7
FT Made			
FT Attempts			

### MISCELLANEOUS STATS

Category	2022-23	Career
Double-digit scoring	-	-
20+ point games	-	-
Double-digit assists	-	-
Double-doubles	-	-
Led UO in scoring	-	-
Led UO in rebounding	-	-
Led UO in assists	-	-
Led UO in steals	-	-
Led UO in blocks	-	-
5+ assists	-	-
3+ steals	-	-

### CAREER HIGHS

Category	Stat	Opponent	Date
Points			
Rebounds	1	at Colorado	1/7
Assists			
Steals			
Blocks	1	at Colorado	1/7
FG Made			
FG Attempts	1	at Colorado	1/7
3FG Made			
3FG Attempts	1	at Colorado	1/7
FT Made			

Season	School	G	GS	MP	FG	FGA	FG%	2P	2PA	2P%	3P	3PA	3P%	FT	FTA	FT%	ORB	DRB	TRB	AST	STL	BLK	TOV	PF	PTS
2021-22	Oregon																								
2022-23	Oregon	2	0	3.5	0.0	0.5	.000	0.0	0.0		0.0	0.5	.000	0.0	0.0		0.0	1.0	0.5	0.0	0.0	0.5	0.0	0.0	0.0
Career	Oregon	2	0	3.5	0.0	0.5	.000	0.0	0.0		0.0	0.5	.000	0.0	0.0		0.0	1.0	0.5	0.0	0.0	0.5	0.0	0.0	0.0

### 2021-22

Did not play during the 2021-22 season.

### PERSONAL

From Toronto, Ontario. Former Oregon player Eugene Omoruyi is a close friend and is a key reason Ethan joined the team.



## &gt; #15 LOK WUR

forward / 6-9 / 205 / rs. junior

## 2022-23 SEASON HIGHS

\*multiple, most recent

Category	Stat	Opponent	Date
Points	9	Portland	12/17
Rebounds	8	UVU	12/20
Assists	1*	Colorado	1/26
Steals	1*	WSU	12/1
Blocks	2*	Utah	1/28
FG Made	2*	Colorado	1/26
FG Attempts	7*	Nevada	12/10
3FG Made	1*	Colorado	1/26
3FG Attempts	4*	at Utah	1/7
FT Made	4*	at Cal	1/18
FT Attempts	6	Portland	12/17

## MISCELLANEOUS STATS

Category	2022-23	Career
Double-digit scoring	-	-
20+ point games	-	-
Double-digit assists	-	-
Double-doubles	-	-
Led UO in scoring	-	-
Led UO in rebounding	1	1
Led UO in assists	-	-
Led UO in steals	-	-
Led UO in blocks	1	2
5+ assists	-	-
3+ steals	-	-

## CAREER HIGHS

\*multiple, most recent listed

Category	Stat	Opponent	Date
Points	9	Portland	12/17/22
Rebounds	8	UVU	12/20/22
Assists	1*	Colorado	1/26/23
Steals	1*	at Utah State	3/15/22
Blocks	2*	Utah	1/28/23
FG Made	3	Portland	12/19/20
FG Attempts	7	Nevada	12/10/22
3FG Made	1*	Colorado	1/26/23
3FG Attempts	4*	UCLA	12/5/22
FT Made	4*	at Cal	1/18/23
FT Attempts	6	Portland	12/17/22

Season	School	G	GS	MP	FG	FGA	FG%	2P	2PA	2P%	3P	3PA	3P%	FT	FTA	FT%	ORB	DRB	TRB	AST	STL	BLK	TOV	PF	PTS
2019-20	Oregon											Redshirt													
2020-21	Oregon	11	0	5.5	0.5	1.2	.462	0.4	0.6	.571	0.2	0.5	.333	0.3	0.4	.750	0.5	0.6	1.1	0.1	0.0	0.3	0.5	0.8	1.5
2021-22	Oregon	12	0	4.3	0.3	0.9	.273	0.1	0.3	.250	0.2	0.6	.286	0.3	0.3	.750	0.0	0.7	0.7	0.2	0.1	0.3	0.1	0.3	0.9
2022-23	Oregon	25	0	9.5	0.6	1.8	.356	0.4	0.9	.409	0.3	0.9	.304	0.6	0.8	.762	0.8	1.4	2.1	0.2	0.1	0.4	0.2	0.9	2.2
Career	Oregon	48	0	7.3	0.5	1.4	.362	0.3	0.7	.424	0.2	0.8	.306	0.5	0.6	.759	0.5	1.0	1.5	0.2	0.1	0.3	0.3	0.7	1.7

## 2021-22

Played in 12 games, averaging 4.3 minutes per game ... Scored six points with three rebounds on Nov. 29 versus Montana ... Made his third career three pointer on March 5 at Washington State ... Scored two points against Utah State and blocked one shot. Blocked a shot and grabbed a rebound on Jan. 29 versus OSU.

## PERSONAL

Parents are Elizabeth Gatkuoth and Tasha and Jim Simpson ... Major is international studies.

## &gt; #23 GABE REICHLER

guard / 6-2 / 185 / junior

## 2022-23 SEASON HIGHS

\*multiple, most recent

Category	Stat	Opponent	Date
Points	4	Villanova	11/27
Rebounds	6	Villanova	11/27
Assists	1*	Cal	3/2
Steals	2	MTST	11/15
Blocks	1	UC Irvine 3/15	
FG Made	1*	Villanova	11/27
FG Attempts	7	Villanova	11/27
3FG Made	1*	Villanova	11/27
3FG Attempts	7	Villanova	11/27
FT Made	1*	MTST	11/15
FT Attempts	2*	MTST	11/15

## MISCELLANEOUS STATS

Category	2022-23	Career
Double-digit scoring	-	-
20+ point games	-	-
Double-digit assists	-	-
Double-doubles	-	-
Led UO in scoring	-	-
Led UO in rebounding	-	-
Led UO in assists	-	-
Led UO in steals	1	1
Led UO in blocks	-	-
5+ assists	-	-
3+ steals	-	-

## CAREER HIGHS

\*multiple, most recent

Category	Stat	Opponent	Date
Points	3*	at Chaminade	11/22/21
Rebounds	6	Villanova	11/27/22
Assists	1*	Cal	3/2/23
Steals	2*	MTST	11/15/21
Blocks	1	UC Irvine	3/15/23
FG Made	1*	at Chaminade	11/22/21
FG Attempts	7	Villanova	11/27/22
3FG Made	1*	at Chaminade	11/22/21
3FG Attempts	7	Villanova	11/27/22
FT Made	2	Montana	11/29/21
FT Attempts	2*	Montana	11/29/21

Season	School	G	GS	MP	FG	FGA	FG%	2P	2PA	2P%	3P	3PA	3P%	FT	FTA	FT%	ORB	DRB	TRB	AST	STL	BLK	TOV	PF	PTS
2020-21	Oregon	4	0	2.5	0.3	0.5	.500	0.0	0.3	.000	0.3	0.3	1.000	0.0	0.3	.000	0.0	0.0	0.0	0.0	0.3	0.0	0.0	0.5	0.8
2021-22	Oregon	12	0	2.1	0.1	0.3	.333	0.0	0.0		0.1	0.3	.333	0.2	0.2	1.000	0.1	0.3	0.3	0.3	0.0	0.0	0.1	0.1	0.4
2022-23	Oregon	14	1	6.6	0.1	0.9	.083	0.0	0.3	.000	0.1	0.6	.125	0.1	0.1	.500	0.0	0.6	0.6	0.4	0.1	0.0	0.4	0.5	0.3
Career	Oregon	30	1	4.3	0.1	0.6	.176	0.0	0.2	.000	0.1	0.4	.250	0.1	0.2	.600	0.0	0.4	0.4	0.3	0.1	0.0	0.2	0.3	0.4

## 2021-22

Saw action in 12 games, averaging 2.1 minutes per game ... Scored three points versus Chaminade ... Had one assist in three different games ... Grabbed two rebounds vs. Washington ... Season-high five minutes played versus Washington and Chaminade.

## PERSONAL

Born in Tualatin, Ore. ... Parents are Bill and Sarah Reichle ... Brother Zach Reichle played at Oregon State ... Mother Sarah played at the University of Portland for current Oregon women's basketball coach Kelly Graves ... Major is business.



➤ #32 NATE BITTLE

center / 7-0 / 215 / sophomore

**2022-23 SEASON HIGHS** \*multiple, most recent

Category	Stat	Opponent	Date
Points	21	UCF	3/19
Rebounds	13*	UCF	3/19
Assists	2*	UCF	3/19
Steals	2	at Utah	1/7
Blocks	4	Colorado	1/26
FG Made	7	UCF	3/19
FG Attempts	14	UCF	3/19
3FG Made	3	UC Irvine	3/15
3FG Attempts	5	UC Irvine	3/15
FT Made	6	UCF	3/19
FT Attempts	8	UCF	3/19

**MISCELLANEOUS STATS**

Category	2022-23	Career
Double-digit scoring	11	11
20+ point games	1	1
Double-digit rebounds	2	2
Double-doubles	2	2
Led UO in scoring	1	1
Led UO in rebounding	1	1
Led UO in assists	-	-
Led UO in steals	-	1
Led UO in blocks	2	8
3+ blocks	1	3
3+ steals	-	-

**CAREER HIGHS** \*multiple, most recent

Category	Stat	Opponent	Date
Points	21	UCF	3/19/23
Rebounds	13*	UCF	3/19/23
Assists	2*	UCF	3/19/23
Steals	2*	at Utah	1/7/23
Blocks	4*	Colorado	1/26/23
FG Made	7	UCF	3/19/23
FG Attempts	14	UCF	3/19/23
3FG Made	3	UC Irvine	3/15/23
3FG Attempts	5	UC Irvine	3/15/23
FT Made	6	UCF	3/19/23
FT Attempts	8	UCF	3/19/23

Season	School	G	GS	MP	FG	FGA	FG%	2P	2PA	2P%	3P	3PA	3P%	FT	FTA	FT%	ORB	DRB	TRB	AST	STL	BLK	TOV	PF	PTS
2021-22	Oregon	23	0	6.9	0.7	1.3	.500	0.6	1.1	.560	0.0	0.2	.200	0.4	0.7	.529	0.6	1.3	1.9	0.2	0.2	0.7	0.3	1.3	1.7
2022-23	Oregon	25	19	17.6	2.3	4.7	.492	1.7	2.6	.636	0.6	2.1	.308	1.1	1.7	.667	1.0	3.8	4.8	0.6	0.4	1.2	0.8	2.1	6.4
<b>Career</b>	<b>Oregon</b>	<b>48</b>	<b>19</b>	<b>12.5</b>	<b>1.5</b>	<b>3.1</b>	<b>.493</b>	<b>1.2</b>	<b>1.9</b>	<b>.615</b>	<b>0.4</b>	<b>1.2</b>	<b>.298</b>	<b>0.8</b>	<b>1.2</b>	<b>.627</b>	<b>0.8</b>	<b>2.6</b>	<b>3.4</b>	<b>0.4</b>	<b>0.3</b>	<b>0.9</b>	<b>0.6</b>	<b>1.7</b>	<b>4.2</b>

**2021-22**

Played in 20 games and averaged 1.7 points, 1.9 rebounds and 0.7 blocks ... Best statistical game was versus Pepperdine, helped the Ducks beat the Waves with a season-highs in points (8), rebounds (5) and blocks (4) ... Blocked three shots with four rebounds in the first round NIT win over Utah State ... Tied his career high with five rebounds vs. Montana ... Scored four points in five games, including in the Jan. 23 win vs. Washington.

**PERSONAL**

From Central Point, Ore. and was the eighth Oregon commitment to be named to the McDonald's All-American game ... Is the highest rated Oregonian to play for the Ducks.



## GET TO KNOW COACH

### ALL-TIME RECORDS

**CAREER RECORD:** 854-406 (38th season)  
**DIVISION I RECORD:** 731-382 (34th season)  
**OREGON RECORD:** 321-139 (13th season)  
**JUNIOR COLLEGE RECORD:** 123-24 (4 seasons)

### COACHING HONORS

**University of Oregon (2010-present)**

- 2013 Jim Phelan National Coach of the Year
- 2016 Pac-12 Coach of the Year
- 2015 Pac-12 Coach of the Year
- 2013 Pac-12 Coach of the Year
- 2016 NABC District 20 Coach of the Year
- 2016 USBWA District IX Coach of the Year

**Creighton University (1994-2010)**

- 2018 Creighton Hall of Fame
- MVC MBB All-Centennial Team Coach
- 2003 Naismith National Coach of the Year Finalist
- 2003 NABC District 12 Coach of the Year
- 2003 USBWA District VI Coach of the Year
- 2002 Rawlings MVC Coach of the Year
- 2001 Rawlings MVC Coach of the Year
- 1999 NABC District 12 Coach of the Year

**Kansas State University (1990-94)**

- 1993 Big Eight Conference Coach of the Year

**Marshall University (1989-90)**

- 1990 Southern Conference Coach of the Year

**Moberly (Mo.) Junior College (1983-86)**

- 1986 Region 16 Coach of the Year
- 1986 Finalist, NJCAA Coach of the Year
- 1985 Region 16 Coach of the Year

**Southeast (Neb.) Junior College (1982-83)**

- 1983 Neb. State College Coach of the Year
- 1983 Region 9 Coach of the Year

**Collegiate Playing Experience**

- Eastern New Mexico - 1978-80, Guard
- Southeast Junior College - 1976-78, Guard

### EDUCATION

- Western State University - M.B.A., 1981
- Eastern New Mexico - B.A., Business, 1980
- Southeast J.C. - A.A., Business, 1978

## NUMBERS TO KNOW

**26**

Altman has consecutive winning seasons as a head coach, one of three active coaches with 26-straight winning seasons.

Altman has led the Ducks to 20+ wins in **13 straight seasons**, one of four DI programs with 20+ wins in at least 12-straight years.

**13**

**300**

Altman entered the season as the winningest coach in program history with **300 wins** as Oregon's head coach.

**9 Ducks** have been drafted to the NBA since Altman's arrival in 2010. Oregon has had a first round pick in three of the last five NBA drafts.

**9**

## HEAD COACH DANA ALTMAN

Dana Altman is one of only three active coaches in NCAA Division I with 25 consecutive winning seasons. He is part of an exclusive fraternity that includes Hall-of-Famers Tom Izzo and Bill Self. Jim Boeheim saw his streak come to an end last season, while Mike Krzyzewski retired with a 27th-consecutive winning season.

Altman became the 24th head coach to record 700 career wins at the Division I level in 2021-22 and is the winningest head coach in Oregon history with 300 wins. In 2016-17, Altman led Oregon back to the Final Four for the first time in 78 years and coached the Ducks to consecutive Pac-12 titles in 2020 and 2021.

With Altman at the helm, Oregon is one of 10 teams to win at least 50 percent of their games against ranked teams since 2010-11 (.538%). In 2019, he became the winningest coach in Pac-12 Tournament history and now has 21 victories.

Oregon is one of four DI program with 20-plus wins in 12-straight seasons, alongside Belmont, Gonzaga and Kansas. Coach Altman is one of three coaches to have been named a DI conference coach of the year at four schools, joining Kermit Davis (Ole Miss) and Cliff Ellis (Coastal Carolina).

The 2013 National Coach of the Year and three-time Pac-12 Coach of the Year, Altman is 300-125 in Eugene, and 710-368 in 33 seasons as a head coach at the NCAA Division I level in stints at Oregon, Creighton, Kansas State and Marshall.

### 2021-22 season:

- » Coach Altman won his 700th career game on Jan. 13, picking up a win over No. 3 UCLA in Los Angeles.
- » The Ducks extended his Altman's 20-win season streak to 12. The 20th win gave Altman his 300th win at Oregon.

### 2020-21 season:

- » Oregon garnered its second consecutive national position player of the year honor under Altman when Chris Duarte was named the 2021 Jerry West Shooting Guard of the Year.
- » Duarte was a seven-time All-American and was named to the all-Pac-12 team along with Eugene Omoruyi.

### 2019-20 season:

- » Altman helped Payton Pritchard earn the Bob Cousy National Point Guard of the Year award for the first time in program history.
- » The Pac-12 player of the year was Oregon's first consensus first team All-American in 80 years as the Ducks won the Pac-12 regular season title for the third time in the last five years.
- » The Ducks' win at No. 5 Michigan was the highest-ranked nonconference win in program history as Oregon went 6-2 against ranked foes in 2019-20.

### 2018-19 season:

- » Oregon's 2018-19 season will be remembered for the Ducks' winning four games in four days to claim the Pac-12 Tournament title.
- » Oregon rode that momentum to a Sweet 16 appearance, losing to eventual national champion Virginia.

### 2017-18 season:

- » The Ducks finished 23-13, advancing to the second round of the NIT.
- » In addition to another 20-win season and a postseason appearance, the 2017-18 season saw another first for Altman when Troy Brown Jr. became his first career NBA first round draft choice (No. 15 overall, Washington).

### 2016-17 season:

- » Oregon won the Pac-12 title for the second consecutive season and advanced to the Final Four for the first time since 1939.
- » The Ducks won a program-record 33 games and also reached a high-water mark for conference victories with 16.
- » Dillon Brooks was named the Pac-12 player of the year and a consensus all-American, while Jordan Bell was the Pac-12 defensive player of the year and the NCAA Midwest Regional most outstanding player.
- » Jordan, Brooks and Tyler Dorsey were all selected in the 2017 NBA Draft.

### 2015-16 season:

- » Altman guided Oregon to the Pac-12's regular season and conference title in the same year for the first time in school history.
- » He also reached the NCAA's Elite Eight for the first time and was named Pac-12 Coach of the Year for the third time in four seasons, a feat matched only by Hall of Famer Lute Olson of Arizona.
- » The individual honors won by players under his guidance included all-American Brooks, Pac-12 Tournament MOP Elgin Cook, Pac-12 all-defensive selection Chris Boucher and Pac-12 all-freshman pick Dorsey.

### 2014-15 season:

- » Altman guided a team that had only three returning scholarship players to a 26-10 record, a runner-up finish in the Pac-12 (13-5) and the second round of the NCAA Tournament. He was the runaway choice for Pac-12 Coach of the Year.
- » Joe Young tied the school single-season scoring record in being named Pac-12 Player of the Year.
- » Cook was an all-Pac-12 second-team selection, while Bell and Brooks made the Pac-12's all-freshman team.

### 2013-14 season:

- » Altman won his 500th game as a Division I head coach when Oregon defeated Washington on Feb. 19.
- » He joined Basketball Hall of Famer Howard Hobson as the only men to lead Oregon to four consecutive 20-win seasons.
- » Young was an all-conference second team selection and an all-Pac-12 tournament pick, while Mike Moser was an honorable mention selection by the conference.

### 2012-13 season:

- » Altman's 2012-13 Oregon Ducks became the first UO team since 2008 to qualify for the NCAA Tournament.
- » The Ducks finished the season 28-9 and won the Pac-12 Tournament.
- » Altman was named the Pac-12 Coach of the Year before going on to earn Jim Phelan National Coach of the Year honors.
- » Senior E.J. Singler was a Pac-12 first team selection, while Johnathan Loyd was named MOP of the Pac-12 Tournament
- » Senior Arsalan Kazemi was a Pac-12 all-defensive pick before being drafted as a second round pick to Philadelphia.

**2011-12 season:**

- » Altman led the Ducks to a 24-10 overall record and a 13-5 Pac-12 Conference mark which was good for a share of second place in the final league standings.
- » The Ducks earned a bid to the National Invitation Tournament and recorded victories over LSU and Iowa before falling at top-seed Washington in the tournament quarterfinals.
- » Under Altman's tutelage, Devoe Joseph became the first Duck since the 2006-07 season to be named first team all-conference, while Singler was named to the all-conference second team.

**2010-11 season:**

- » In his first season at Oregon, Altman led the Ducks to just the 12th season of 20+ victories in the history of the program.
- » He became just the third UO head coach to tally 20+ wins in his first season on the job. Oregon went 21-18 overall and 7-11 in Pac-12 play.
- » Altman posted the second-highest win total of any first-year UO head coach. Only John Warren (30 wins in 1944-45) posted more in his first year on the sidelines.

**Creighton:**

Altman arrived at UO after spending 16 seasons at Creighton where he became the school's all-time winningest coach with a record of 327-176 (.650). He led the Blue Jays to 13 consecutive postseason appearances, a stretch of 11 straight seasons with 20-plus wins, all while producing 10 or more league victories in each of the last 14 seasons. Those three feats were unmatched in the 103 years of the Missouri Valley Conference.

- » He won four Coach-of-the-Year awards from three different conferences in a span of 13 seasons, was a finalist for the Naismith National Coach of the Year Award and was named the NABC District 12 and USBWA District VI Coach of the Year following the 2002-03 campaign.
- » Creighton participated in seven NCAA Men's Basketball Tournaments and five National Invitation Tournaments under Altman, advancing to the second round of the NCAA championships in both the 1998-99 and 2001-02 seasons.
- » He led the school to a MVC regular-season title in 2000-01 - its first in 10 years. The Bluejays posted a school-record 29 wins in 2002-03, finishing the season 15th in the Associated Press poll and 23rd in the coaches' voting.
- » Altman finished his career at Creighton ranking third all-time on the MVC list of all-time wins (327). In 2007, he was one of 10 coaches named as part of the MVC's All-Centennial Team.
- » His teams claimed shares of three regular-season Missouri Valley Conference championships (including the 2008-09 crown) and six conference post-season tournament titles.
- » Creighton inducted Altman into its athletics hall of fame in 2018.
- » Three players he coached at Creighton - Kyle Korver, Rodney Buford and Anthony Tolliver - have played in the NBA.

**Kansas State:**

Altman compiled a 68-54 record in four seasons (1990-94) at Kansas State and led the Wildcats to three straight postseason tourneys and was named the Big Eight Conference Coach of the Year after leading KSU to a 19-11 record and an appearance in the NCAA Tournament in 1993.

- » Altman's final Kansas State club turned heads nationally with a 68-64 win at No. 1 Kansas on Jan. 17.

**Marshall:**

Altman's success at KSU followed him from a brief head coaching stint at Marshall where he was named Southern Conference Coach of the Year in 1990.

**Personal:**

Altman completed his undergraduate education and playing career at Eastern New Mexico University. After earning his associate degree in business administration from Southeast in 1978, Altman graduated magna cum laude from Eastern New Mexico in 1980 with his bachelor's degree in the same field.

- » Altman received his master of business administration degree from Western (Colo.) State in 1981. He served as an assistant coach on the Western State staff from 1980-82.
- » At Wilber (Neb.) High School, Altman was a two-sport letterman, earning all-conference honors as a quarterback on the football team and as a guard in basketball.
- » Altman was born June 16, 1958, in Crete, Neb. He and his wife, the former Reva Phillips of Stanton, Neb., have three sons, Jordan, Chase and Spencer, and one daughter, Audra.
- » He is a proud grandparent to Jade and Carter.



## TEAM & INDIVIDUAL RECORDS

### TEAM RECORDS

Game	
Points	128 vs. Savannah State, 12-3-2016
Points, Conference Game	115 vs. Washington State, 2-21-2002
Field Goals Made	54 vs. Savannah State, 12-3-2016
Field Goal Attempts	109 vs. Idaho, 2-14-1947+
Field Goal Percentage	710 vs. Arizona, 1-31-1983
3-Point Field Goals Made	18 at California, 2-9-2008 (31 attempts)
3-Point Field Goal Attempts	39 vs. DePaul, 11-24-2017 (15 made); vs. UCLA, 2-17-2018 (13 made)
3-Point Field Goal Percentage	857 vs. Arizona State, 1-2-1987 (6-7); vs. Washington, 1-22-1987 (6-7)
Free Throws Made	39 vs. Rice, 12-30-1977
Free Throw Attempts	54 vs. Washington, 2-10-2005
Free Throw Percentage	1.000 vs. Washington State, 1-25-2003 (19-19)
Rebounds	77 vs. Brigham Young, 1-28-1955
Personal Fouls	41 vs. Oregon State, 11-9-1947; at California, 2-10-1977
Assists	36 vs. Savannah State, 12-3-2016
Turnovers	31 vs. UNC Charlotte, 12-27-1979; at Illinois-Chicago, 11-23-1999
Blocked Shots	13 vs. Arkansas State, 11-25-2015; vs. Army, 11-10-2016
Steals	17 vs. West Florida, 11-30-1995; vs. Grambling State, 11-24-2002; vs. San Jose State, 11-20-2010
Season	
Games	45, 1944-45
Points	3,076, 2016-17 (39 games)
Scoring Average	85.5, 2001-02 (35 games; 2,994 points)
Field Goals Made	1,091, 2016-17 (2,270 attempts)
Field Goal Attempts	2,287, 2010-11
Field Goal Percentage	522, 1983-84 (742-1,422)
3-Point Field Goals Made	350, 2006-07 (897 attempts)
3-Point Field Goal Attempts	908, 2017-18+
3-Point Field Goal Percentage	422, 2001-02 (304-721)
Free Throws Made	668, 2013-14 (865 attempts)
Free Throw Attempts	971, 1952-53+
Free Throw Percentage	804, 2013-14 (668-865)
Rebounds	1,582, 1950-51
Rebound Average	52.2, 1951-52
Personal Fouls	832, 1975-76
Assists	614, 2016-17
Turnovers	555, 2012-13
Blocks	248, 2016-17+
Steals	321, 2010-11

& - NCAA Record    + - Pac-12 Record

### INDIVIDUAL RECORDS

Game	
Points	43, Greg Ballard vs. Oral Roberts, 3-9-1977
Field Goals Made	17, Stan Love vs. California, 2-13-1970 (26 attempts)
Field Goal Attempts	33, Nick Jones vs. Washington, 1-13-1967
Field Goal Percentage	1.000, Bryce Taylor vs. USC, 3-10-2007 (11-11)
3-Point FG Made	10, Tajuan Porter vs. Port. St., 11-12-2006 (12 attempts)+
3-Point FG Attempts	15, Kevin Mixon at Nevada, 12-15-1990 (4 made); Orlando Williams at California, 3-3-1994 (6 made); Orlando Williams vs. Texas, 3-16-1995 (5 made); James Davis vs. Arizona State, 2-21-2004 (6 made); Chamberlain Oguchi, at Arizona, 2-9-2006 (6 made); Tajuan Porter vs. Nebraska, 12-15-2007 (7 made)
3-Point FG Percentage	1.000, Bryce Taylor vs. USC, 3-10-2007 (7-7)+
Free Throws Made	18, Chuck Rask vs. Oregon State, 3-5-1960 (19 attempts); Charlie Franklin vs. Washington State, 1-25-1967 (21 attempts)
Free Throw Attempts	21, Charlie Franklin vs. Washington State, 1-25-1967 (18 made)
Consecutive Free Throws	16, Kenya Wilkins at USC, 3-9-1995 (16-16)
Rebounds	32, Jim Loscutt vs. Brigham Young, 1-28-1955
Assists	17, Ron Lee vs. Villanova, 12-23-1974
Turnovers	13, Ron Lee vs. Indiana, 12-24-1973
Blocked Shots	9, Chris Boucher vs. Arkansas State, 11-25-2015
Steals	9, Kenya Wilkins at Boise State, 12-20-1996
Season	
Points	745, Terrell Brandon, 1990-91* Joseph Young, 2014-15*
Scoring Average	26.6, Terrell Brandon, 1990-91*
Field Goals Made	273, Terrell Brandon, 1990-91
Field Goal Percentage	681, Kenny Wooten, 2017-18 (96-141)
3-Point FG Made	110, Tajuan Porter, 2006-07
3-Point FG Percentage (Min. 25 made)	504, Jason Calliste, 2013-14 (65-129)
Free Throws Made	178, Joevan Catron, 2010-11
Free Throw Percentage (Min. 50 made)	930, Elijah Brown, 2017-18 (80-86)
Consecutive Free Throws Made	62, Luke Ridnour, 2002-03+^
Rebounds	465, Bob Peterson, 1951-52
Personal Fouls	119, Gerald Willett, 1974-75; MiKyl McIntosh, 2017-18
Disqualifications	13, Felton Sealey, 1977-78
Assists	218, Luke Ridnour, 2002-03
Turnovers	129, Luke Ridnour, 2002-03
Blocked Shots	110, Chris Boucher, 2015-16
Steals	89, Malcolm Armstead, 2010-11

\* - Includes three-point field goals

+ - Pac-12 Record

^ - Also Oregon career record



2022-23 GAME-BY-GAME



2022-23 Oregon Men's Basketball  
Team Game-by-Game  
All games

Page 1/1  
as of Mar 20, 2023

				Total		3-Pointers		Free throws		Rebounds											
Opponent	Date	Score		FG-FGA	PCT	3FG-3FGA	PCT	FT-FTA	PCT	OFF	DEF	TOT	AVG	PF	A	TO	BLK	STL	PTS	AVG	
Florida A&M	11/07/2022	80-45	W	29-63	.460	6-25	.240	16-28	.571	18	26	44	44.0	12	15	10	5	13	80	80.0	
UC Irvine	11/11/2022	56-69	L	17-52	.327	4-21	.190	18-28	.643	11	32	43	43.5	13	10	15	9	1	56	68.0	
Montana St.	11/15/2022	81-51	W	32-60	.533	12-27	.444	5-13	.385	11	29	40	42.3	14	15	14	7	7	81	72.3	
Houston	11/20/2022	56-66	L	19-49	.388	3-22	.136	15-20	.750	15	22	37	41.0	13	10	16	8	4	56	68.3	
vs UConn	11/24/2022	59-83	L	20-47	.426	5-15	.333	14-25	.560	7	23	30	38.8	16	11	17	4	5	59	66.4	
vs Michigan St.	11/25/2022	70-74	L	27-63	.429	10-32	.313	6-8	.750	12	23	35	38.2	17	13	10	2	4	70	67.0	
vs Villanova	11/27/2022	74-67	W	26-59	.441	11-29	.379	11-16	.688	16	26	42	38.7	15	14	11	2	3	74	68.0	
Washington St.	12/01/2022	74-60	W	32-62	.516	3-18	.167	7-8	.875	11	19	30	37.6	14	16	11	1	9	74	68.8	
at UCLA	12/04/2022	56-65	L	24-49	.490	4-17	.235	4-7	.571	5	20	25	36.2	13	10	15	4	3	56	67.3	
Nevada	12/10/2022	78-65	W	27-59	.458	11-27	.407	13-19	.684	10	34	44	37.0	12	17	11	11	4	78	68.4	
UC Riverside	12/14/2022	71-65	W	24-45	.533	4-14	.286	19-26	.731	5	27	32	36.5	14	16	16	7	6	71	68.6	
Portland	12/17/2022	78-56	W	26-49	.531	12-22	.545	14-23	.609	6	32	38	36.7	22	21	18	3	9	78	69.4	
Utah Valley	12/20/2022	72-77	L	24-68	.353	3-19	.158	21-28	.750	22	31	53	37.9	18	7	13	7	6	72	69.6	
Oregon St.	12/31/2022	77-68	W	27-57	.474	6-22	.273	17-23	.739	17	22	39	38.0	16	11	8	4	4	77	70.1	
at Colorado	01/05/2023	41-68	L	14-52	.269	1-14	.071	12-21	.571	6	22	28	37.3	14	3	12	6	7	41	68.2	
at Utah	01/07/2023	70-60	W	23-57	.404	7-28	.250	17-25	.680	13	28	41	37.6	21	15	12	5	8	70	68.3	
Arizona St.	01/12/2023	73-90	L	25-59	.424	8-23	.348	15-17	.882	8	21	29	37.1	15	12	10	5	7	73	68.6	
Arizona	01/14/2023	87-68	W	34-64	.531	11-32	.344	8-10	.800	13	29	42	37.3	15	18	16	3	13	87	69.6	
at California	01/18/2023	87-58	W	31-52	.596	9-24	.375	16-19	.842	6	26	32	37.1	12	19	5	4	4	87	70.5	
at Stanford	01/21/2023	64-71	L	22-58	.379	10-30	.333	10-14	.714	11	23	34	36.9	13	11	13	2	8	64	70.2	
Colorado	01/26/2023	75-69	W	26-53	.491	7-19	.368	16-20	.800	9	29	38	37.0	13	13	18	8	5	75	70.4	
Utah	01/28/2023	68-56	W	27-58	.466	8-26	.308	6-9	.667	11	30	41	37.1	17	15	11	8	2	68	70.3	
at Arizona	02/02/2023	76-91	L	26-63	.413	9-26	.346	15-18	.833	12	19	31	36.9	19	12	12	6	6	76	70.6	
at Arizona St.	02/04/2023	75-70	W	25-53	.472	7-16	.438	18-26	.692	7	30	37	36.9	13	14	17	4	8	75	70.8	
Southern California	02/09/2023	78-60	W	28-52	.538	6-18	.333	16-18	.889	8	26	34	36.8	14	18	11	5	7	78	71.0	
UCLA	02/11/2023	63-70	L	21-48	.438	7-20	.350	14-17	.824	6	29	35	36.7	20	11	16	4	2	63	70.7	
at Washington	02/15/2023	71-72	Lot	28-68	.412	7-20	.350	8-11	.727	18	24	42	36.9	14	14	12	2	6	71	70.7	
at Washington St.	02/19/2023	65-68	L	27-55	.491	6-18	.333	5-7	.714	8	30	38	36.9	12	8	12	1	5	65	70.5	
at Oregon St.	02/25/2023	69-67	W	23-58	.397	10-21	.476	13-15	.867	13	23	36	36.9	13	16	6	1	6	69	70.5	
California	03/02/2023	84-51	W	34-62	.548	8-23	.348	8-13	.615	15	30	45	37.2	14	13	7	4	7	84	70.9	
Stanford	03/04/2023	73-68	W	26-57	.456	9-23	.391	12-18	.667	11	22	33	37.0	10	15	8	6	2	73	71.0	
vs Washington St.	03/09/2023	75-70	W	27-60	.450	6-21	.286	15-19	.789	11	24	35	37.0	16	15	9	6	4	75	71.1	
vs UCLA	03/10/2023	56-75	L	21-63	.333	3-19	.158	11-16	.688	13	27	40	37.1	13	7	9	4	2	56	70.7	
UC Irvine	03/15/2023	84-58	W	27-67	.403	12-28	.429	18-30	.600	21	35	56	37.6	11	16	12	9	3	84	71.1	
UCF	03/19/2023	68-54	W	23-47	.489	5-19	.263	17-26	.654	5	35	40	37.7	16	14	18	0	6	68	71.0	
Total		2484		892-1988	.449	250-778	.321	450-641	.702	391	928	1319	37.7	514	465	431	167	196	2484	71.0	
Opponents		2325		845-2056	.411	258-765	.337	377-494	.763	329	792	1121	32.0	613	426	385	88	213	2325	66.4	

Oregon Averages

Games Played	Points/game	FG Pct	3FG Pct	FT Pct	Rebounds/game	Assists/game	Turnovers/game	Assist/Turnover ratio	Steals/game	Blocks/game
35	71.0	44.9	32.1	70.2	37.7	13.3	12.3	1.1	5.6	4.8

## 2022-23 BROADCAST ROSTER



**Will Richardson** **G • 6-5 • 180 • Sr.**  
**G GS Min FG% 3P% FT% TRB AST STL BLK PTS**  
 22-23 33 33 35.7 .429 .338 .810 3.6 5.1 1.5 0.1 12.2  
 Career 148 104 30.9 .453 .376 .769 3.3 3.4 1.3 0.1 10.6

**Career Highs** *\*most recent*  
 Points 28\* v. MiSt. 10 v. Nev 12 v. Por 6 v. Al.St. 3 @ Utah  
 11/25/22 12/10/22 12/17/22 12/29/19 1/31/19  
 » DNP (hip) vs. UCI of UCF.



**Kell-el Ware** **C • 7-0 • 220 • Fr.**  
**G GS Min FG% 3P% FT% TRB AST STL BLK PTS**  
 22-23 34 4 15.8 .467 .288 .712 4.0 0.5 0.4 1.3 6.8  
 Career 34 4 15.8 .467 .288 .712 4.0 0.5 0.4 1.3 6.8

**Career Highs** *\*most recent*  
 Points 18 v. UConn 9\* v. MiSt. 2\* v. UConn 3 v. Cal 4 v. Nev  
 11/24/22 11/25/22 11/24/22 3/2/23 12/10/22  
 » 11 points (3-3 FG, 5-7 FT) vs. UCF; Has 1+ block in all but 8 games.



**nn-FALL-ee Dante** **C • 6-11 • 255 • Sr.**  
**G GS Min FG% 3P% FT% TRB AST STL BLK PTS**  
 22-23 31 30 26.2 .614 .617 8.4 1.1 1.1 1.4 13.4  
 Career 81 63 21.3 .637 .579 6.6 0.8 0.9 1.1 9.8

**Career Highs** *\*most recent*  
 Points 22\* v. UA 18 @ OSU 4\* v. UCR 4 v. FIA&M 5\* vs. Stan  
 1/14/23 2/25/23 12/14/22 12/9/22 3/4/23  
 » DNP (ankle) vs. UCI or UCF.



**Rivaldo SOARz** **G • 6-6 • 205 • Jr.**  
**G GS Min FG% 3P% FT% TRB AST STL BLK PTS**  
 22-23 35 32 27.7 .386 .250 .841 3.6 1.7 0.5 0.3 7.2  
 Career 70 34 22.9 .403 .257 .792 3.2 1.2 0.4 0.3 6.0

**Career Highs** *\*most recent*  
 Points 21 vs. UCI 10 v. UCI 7 v. WSU 2\* v. UCF 2 v. UCR  
 3/15/23 3/15/23 12/1/22 3/19/23 12/14/22  
 » CH 21 pts and 10 reb vs. UCI, first double-double and 20-10 game.



**Tyrone Williams** **G • 6-5 • 180 • Jr.**  
**G GS Min FG% 3P% FT% TRB AST STL BLK PTS**  
 22-23 22 0 8.9 .525 .222 .350 2.0 0.1 0.2 0.1 2.3  
 Career 22 0 8.9 .525 .222 .350 2.0 0.1 0.2 0.1 2.3

**Career Highs** *\*most recent*  
 Points 12 vs. UCI 11 vs. UCI 1\* vs. Nev. 3 vs. FAMU 1 vs. FAMU  
 3/15/23 13/15/23 12/10/22 11/7/22 11/7/22  
 » First-career double-double vs. UCI (12 pts, 11 reb).



**Quincy Gair-ee-A** **F • 6-8 • 220 • Jr.**  
**G GS Min FG% 3P% FT% TRB AST STL BLK PTS**  
 22-23 35 21 25.4 .424 .355 .582 4.5 1.0 0.4 0.3 8.9  
 Career 130 84 26.0 .455 .322 .627 5.8 0.8 0.6 0.6 9.7

**Career Highs** *\*most recent*  
 Points 27 v. Buff. 16 v. NEstrn 3\* v. Pepp 3\* v. UCLA 5\* v. WV  
 12/19/20 12/16/20 12/21/21 1/13/22 3/21/21  
 » 16 points (5-10 FG, 3-7 3FG), 6 rebounds and 2 steals vs. UCF.



**Keehawn bar-thel-emi** **G • 6-2 • 175 • Jr.**  
**G GS Min FG% 3P% FT% TRB AST STL BLK PTS**  
 22-23 23 7 25.6 .402 .363 .821 1.8 2.4 0.6 0.1 9.1  
 Career 86 36 20.8 .401 .343 .832 1.7 2.0 0.5 0.2 8.0

**Career Highs** *\*most recent*  
 Points 22 v. Maine 9\* v. ASU 8 v. UCF 3\* @ ASU 1\* vs. MST  
 11/11/21 1/15/22 3/19/23 2/4/23 11/15/22  
 » 9 points and a career-high 8 assists vs. UCF.




**Luke WAR** **F • 6-9 • 205 • r-Sr.**  
**G GS Min FG% 3P% FT% TRB AST STL BLK PTS**  
 22-23 26 1 9.8 .346 .280 .760 2.1 0.2 0.1 0.3 2.4  
 Career 49 1 7.5 .355 .289 .758 1.5 0.2 0.1 0.3 1.8

**Career Highs** *\*most recent*  
 Points 9 v. Por 8 v. UVU 1\* v. Vill. 1 vs. UCI 2\* v. Utah  
 12/17/22 12/20/22 11/27/22 3/15/23 1/18/23  
 » First career start vs. UCI, 7 points, 2 rebounds and a steal.



**Brennan Rigbsby** **G • 6-2 • 185 • So.**  
**G GS Min FG% 3P% FT% TRB AST STL BLK PTS**  
 22-23 21 8 17.8 .400 .277 .778 2.3 0.8 0.7 0.2 4.2  
 Career 21 8 17.8 .400 .277 .778 2.3 0.8 0.7 0.2 4.2

**Career Highs** *\*most recent*  
 Points 19 v. UCR 7 v. UVU 3 v. Por 2\* v. Por 1\* @ Utah  
 12/14/22 12/17/22 12/17/22 12/17/22 1/7/23  
 » Out for the season with a finger injury.



**Gabe RIKE-ul** **G • 6-2 • 185 • So.**  
**G GS Min FG% 3P% FT% TRB AST STL BLK PTS**  
 22-23 16 1 6.8 .154 .222 .500 0.6 0.4 0.1 0.1 0.5  
 Career 32 1 4.5 .222 .308 .571 0.4 0.3 0.1 0.0 0.5

**Career Highs** *\*most recent*  
 Points 4 v. UCI 6 v. Vil. 2 v. MiSt 2\* v. MiSt -  
 3/15/23 1/27/22 11/25/22 11/25/22 -  
 » Career-high four points vs. UCI.



**Jermaine Coos-nard** **G • 6-4 • 210 • r-Sr.**  
**G GS Min FG% 3P% FT% TRB AST STL BLK PTS**  
 22-23 19 16 28.5 .399 .330 .791 3.1 2.2 0.9 0.1 12.8  
 Career 92 62 26.4 .377 .308 .683 2.8 3.0 1.0 0.1 11.8

**Career Highs** *\*most recent*  
 Points 33 v. LSU 7 v. W. Ken 3\* v. Pepp 4 v. FAMU 1\* v. Vand  
 2/19/22 11/14/21 12/21/21 1/2/21 1/8/22  
 » DNP (shoulder) vs. UCI or UCF.



**Nate Bittle** **C • 7-0 • 215 • Fr.**  
**G GS Min FG% 3P% FT% TRB AST STL BLK PTS**  
 22-23 27 21 18.1 .493 .333 .679 5.0 0.7 0.4 1.2 7.3  
 Career 50 21 12.9 .494 .323 .644 3.6 0.4 0.3 1.0 4.8

**Career Highs** *\*most recent*  
 Points 21 vs. UCF 13\* v. UCF 2\* v. UCF 2\* v. WSU 4\* v. CU  
 3/19/23 3/19/23 3/19/23 3/9/23 1/26/23  
 » CH 21pts & CH-tying 13reb vs. UCF...consecutive CH's in pts (17 v UCI).

**#12 James Cooper** **F • 6-6 • 210 • Jr.**  
 » 3 points, 1-1 FG vs. UCI.

**#14 Ethan Butler** **F • 6-6 • 210 • r-Fr.**  
 » Two games played for Oregon.

**#24 Brady Parris** **G • 6-1 • 195 • Sr.**  
 » 8 points this season, one three pointer at Cal.



**Head Coach Dana Altman**  
 » 13th season as head coach at Oregon, most wins in school history.  
 » 24th coach in DI history to reach 700 career wins.  
 » Has 26-straight winning seasons.  
 » One of 3 coaches with 26 or more consecutive winning seasons.  
 » Has won 20+ games in 13-straight season. (1-of-4 DI programs).  
 » Owns a winning record vs. every Pac-12 opponent except Colorado.  
 » His Ducks have reached the Sweet Sixteen five times.