



# WISCONSIN BASKETBALL

26 NCAA TOURNAMENT APPEARANCES ■ 4 FINAL FOURS ■ 23 BIG TEN CHAMPIONSHIPS ■ 22 CONSENSUS ALL-AMERICANS

## WISCONSIN BADGERS

VS.

## LIBERTY FLAMES

18-14, 9-11 BIG TEN

27-8, 15-3 ASUN



**Head Coach:** Greg Gard  
**Record at Wisconsin:** 162-92 (8th Season)  
**Overall Record:** 162-92 (8th Season)



**Head Coach:** Ritchie McKay  
**Record at LU:** 226-112 (10th season)  
**Overall Record:** 391-270 (21st season)

SUNDAY, MARCH 19 ■ 11 AM (CT) ■ MADISON, WIS. ■ KOHL CENTER ■ ESPN2

### BADGERS HOST LIBERTY IN SECOND ROUND OF NIT

- Following an 81-62, first-round NIT win over Bradley on Tuesday, No. 2 seed Wisconsin hosts Liberty on Sunday, March 19 at the Kohl Center. Tip is at 11 a.m. on ESPN2.
- If the Badgers defeat Liberty, they would advance to the quarterfinals of the NIT for the first time in school history and face either Oregon/UCF.



Steven Crowl scored a career-high 36 points in UW's first-round NIT win, tying Michael Finley ('94) for the school record for points in a postseason game.

### FAST BREAK FACTS

- Wisconsin has now qualified for postseason play in 26 of the last 28 seasons with a tournament. That stretch, dating back to 1996, includes 24 NCAA appearances and 2 NITs.
- The Badgers are making their 5th all-time appearance in the NIT, owning an overall record of 4-4 in the event. (more on page 3)
  - Wisconsin is participating in the NIT for the first time in the Kohl Center era, a building that opened back in 1998.
  - All of the other 13 Big Ten teams have participated in the NIT more recently than UW's last appearance in 1996.
- Wisconsin has played in 18 games this season decided by 5 or fewer points (11-7 record), and a school-record 6 overtime games (3-3 record).
  - UW's 18 "close games" is the most by any major conference team since at least the 2009-10 season. (pg 4)
- UW has played the 11th-toughest schedule in the NCAA according to ESPN. (pg 9)
- Wisconsin shoots 68% FT this season, but the last 9 games it jumps to 75.6% FT (99-for-131).
- UW leads the NCAA averaging 8.5 turnovers per game and have had single-digits turnovers in 18 of the last 21 games.
  - This year's mark would rank as the 4th-lowest in school history (UW record is 7.4 in 2014-15).
- Wisconsin is allowing 63.8 ppg and is 11-2 when holding foes to 60 or fewer points.
- UW is shooting 34.9% 3FG, and ranks 2nd in the Big Ten making 8.1 3FGs/game - which would rank 4th best in school history. (pg 4)
- The 2022 Big Ten Coach of the Year, head coach **Greg Gard** ranks 4th on UW's all-time wins list. Gard has led the Badgers to 2 Big Ten titles and 5 of 7 NCAA tournaments. (pg 7)
- Point guard **Chuckie Hepburn** leads UW with 94 assists (2.0 assist-to-turnover ratio), while shooting a team-best 40.9% 3FG, which ranks 6th in the Big Ten (min. 30 3FGs). (pg 5)
- Coming off a career-high 36 points vs. Bradley on Tuesday, **Steven Crowl** ranks 1st for UW in points (12.3 ppg), 1st in rebounds (7.0 rpg) and 2nd in assists (2.5 apg). He's shooting a team-best 50.5% FG. (pg 6)
  - Crowl's 36 points are the third-most scored by a Badger in the last 10 years, and the most since Johnny Davis scored 37 points in a win last year at Purdue.
- A Big Ten All-Freshman pick, **Connor Essegian** led Wisconsin in scoring during Big Ten play, averaging 12.8 ppg including a pair of 20+ point games in February. (pg 5)
  - Essegian leads the team with a UW freshman-record 66 triples, shooting (37.1%) from 3FG.
- **Max Klesmit** is coming on strong, averaging 10.3 ppg and 42.9% 3FG shooting since returning from injury (last 13 games). (pg 5)
- With 3 double-doubles in his last 6 games, **Tyler Wahl** is averaging 11.5 ppg, 7.8 rpg and 2.5 apg over that stretch for the Badgers.

### WISCONSIN'S POTENTIAL STARTERS

No.	Name	Pts.	Reb.	Ast.	Of Note
3	CONNOR ESSEGIAN	12.0	3.7	0.7	Big Ten All-Freshman Team; double figures 23 of last 29 games
5	TYLER WAHL	11.3	6.2	2.5	3 double-doubles in last 6 games, averaging 11.5 ppg, 7.8 rpg
11	MAX KLESMIT	8.3	2.6	1.4	Since returning from injury, averaging 10.3 ppg (last 13 games)
22	STEVEN CROWL	12.3	7.0	2.5	2nd for UW in assists (2.5 apg); shooting team-best 50.5% FG
23	CHUCKY HEPBURN	11.7	2.9	2.9	All-Big Ten Honorable Mention shooting 40.9% 3FGs (61-149)

### 2022-23 SCHEDULE

Nov. 7 SOUTH DAKOTA W, 85-59

#### BREW CITY BATTLE (Milwaukee, Wis.)

Nov. 11 vs. Stanford W, 60-50

Nov. 15 GREEN BAY W, 56-45

#### BATTLE 4 ATLANTIS (Paradise Island, Bahamas)

Nov. 23 vs. Dayton W, 43-42

Nov. 24 vs. Kansas [3] L, 68-69 (ot)

Nov. 25 vs. USC W, 64-59

Nov. 29 WAKE FOREST ^ L, 75-78

Dec. 3 at Marquette W, 80-77 (ot)

Dec. 6 MARYLAND [13] W, 64-59

Dec. 11 at Iowa W, 78-75 (ot)

Dec. 15 LEHIGH W, 78-56

Dec. 23 GRAMBLING STATE canceled

Dec. 30 WESTERN MICHIGAN W, 76-66

Jan. 3 MINNESOTA W, 63-60

Jan. 7 at Illinois L, 69-79

Jan. 10 MICHIGAN STATE L, 65-69

Jan. 14 at Indiana L, 45-63

Jan. 17 PENN STATE W, 63-60

Jan. 23 at Northwestern L, 63-66

Jan. 25 at Maryland L, 55-73

Jan. 28 ILLINOIS L, 51-61

Feb. 2 at Ohio State W, 65-60

Feb. 5 NORTHWESTERN L, 52-54

Feb. 8 at Penn State W, 79-74 (ot)

Feb. 11 at Nebraska L, 63-73 (ot)

Feb. 14 MICHIGAN W, 64-59

Feb. 18 RUTGERS L, 57-58

Feb. 22 IOWA W, 64-52

Feb. 26 at Michigan L, 79-87 (ot)

March 2 PURDUE [5] L, 61-63

March 5 at Minnesota W, 71-67

#### BIG TEN TOURNAMENT - Chicago, Ill.

Mar. 8 vs. Ohio State L, 57-65

#### NATIONAL INVITATION TOURNAMENT

Mar. 14 BRADLEY W, 81-62

Mar. 19 LIBERTY 11 AM

Mar. 21-22 Quarterfinals

Mar. 28 Semifinals (Las Vegas, Nev.)

Mar. 30 Championship (Las Vegas, Nev.)

All times listed Central Standard Time

^ Big Ten/ACC Challenge || Home in BOLD CAPS

### FOLLOW THE #BADGERS

#### TV: ESPN2

ESPN App | watchESPN.com

■ Play-by-Play: Derek Jones

■ Analyst: Paul Biancardi

#### RADIO: BADGER SPORTS NETWORK

App: iHeartRadio | Sirius Satellite: SiriusXM

■ Play-by-Play: Matt Lepay

■ Analyst: Mike Lucas

#### SOCIAL MEDIA: #ONWISCONSIN

■ Twitter: @BadgerMBB

■ TikTok: badger\_mbb

■ Instagram: badgermbb

■ Facebook: /WisconsinMensBasketball

■ YouTube: /WisconsinBadgers

**BASKETBALL COMMUNICATIONS****GENERAL INFORMATION**

- Address: 1440 Monroe Street, Madison, WI 53711
- Website: UWBadgers.com
- Press Box Phone: (608) 262-7766

**BRANDON HARRISON**  
 ASSISTANT DIRECTOR OF BRAND  
 COMMUNICATIONS (PRIMARY)

- Phone: (608) 279-8653
- Email: bah@athletics.wisc.edu
- Twitter: @BrandonHarrison


**PATRICK HERB**  
 DIRECTOR OF COMMUNICATIONS  
 AND BRAND STRATEGY (SECONDARY)

- Phone: (608) 957-2085
- Email: pah@athletics.wisc.edu
- Twitter: @PatrickHerb

**MEDIA RESOURCES****CREDENTIAL APPLICATIONS**

- www.sportssystems.com/Wisconsin

**BIG TEN MEDIA EMAIL LIST**

- office.bigten.org/media

**WISCONSIN BASKETBALL RECORD BOOK**

- go.wisc.edu/MBBRecordBook

**WIRELESS INTERNET ACCESS (KOHL CENTER)**

- BadgerWiFi (connect and register with email address)

**LIVE STATS - STATBROADCAST (KOHL CENTER)**

- Wisconsin.StatBroadcast.com (password: buckybadger)

**OFFICIAL SOCIAL MEDIA CHANNELS**

- Twitter: @BadgerMBB
- TikTok: @badger\_mbb
- Instagram: @badgermbb
- Facebook: /WisconsinMensBasketball
- YouTube: /WisconsinBadgers

**RADIO**

Radio Station: WIBA (1310 AM)

**Play-by-Play Announcer: Matt Lepay**


Address: P.O. Box 99  
Madison, WI 53701  
Phone: 608-274-5450

**Color Analyst: Mike Lucas**

Address: 1440 Monroe St.  
Madison, WI 53711  
Phone: 608-252-6474

**Credentials:** 2022-23 men's basketball credentials must be requested online: [www.sportssystems.com/Wisconsin](http://www.sportssystems.com/Wisconsin)


Contact Brandon Harrison with questions (608-279-8653). Approved credentials will be either mailed or made available at the Brand Communications Office or with the parking attendant (white vehicle) at the entrance to Lot 46 on Frances Street, one block north of the Kohl Center



**0 JAHCOBI NEATH**  
G, Jr., 6-4, 190  
Toronto, Ontario



**2 JORDAN DAVIS**  
G, Jr., 6-4, 200  
La Crosse, Wis.




**3 CONNOR ESSEGIAN**  
G, Fr., 6-4, 185  
Fort Wayne, Ind.



**4 KAMARI MCGEE**  
G, So., 6-0, 180  
Racine, Wis.



**5 TYLER WAHL**  
F, Sr., 6-9, 225  
Lakeville, Minn.




**10 ISAAC LINDSEY**  
G, So., 6-4, 185  
Mineral Point, Wis.



**11 MAX KLESMIT**  
G, Jr., 6-3, 200  
Neenah, Wis.



**12 LUKE HAERTLE**  
G, Fr., 6-3, 215  
Hartland, Wis.




**13 JUSTIN TAPHORN**  
G, Jr., 6-5, 215  
Pekin, Ill.



**14 CARTER GILMORE**  
F, Jr., 6-7, 225  
Hartland, Wis.



**15 ISAAC GARD**  
G, Fr., 6-2, 165  
Oregon, Wis.



**21 CHRIS HODGES**  
F, R-Fr., 6-9, 245  
Schaumburg, Ill.




**22 STEVEN CROWL**  
F, Jr., 7-0, 245  
Eagan, Minn.



**23 CHUCKY HEPBURN**  
G, So., 6-2, 205  
Omaha, Neb.



**30 ROSS CANDELINO**  
G, Fr., 6-5, 185  
Jacksonville, Fla.



**35 MARKUS ILLVER**  
F, So., 6-8, 215  
Tallinn, Estonia



**GREG GARD**  
Head Coach  
8th season at UW



**JOE KRABBHOF**  
Associate Head Coach  
7th season at UW



**DEAN OLIVER**  
Assistant Coach  
6th season at UW



**SHARIF CHAMBLISS**  
Assistant Coach  
2nd season at UW

WISCONSIN BADGERS	POS	HT	WT	YR/ELIG	HOMETOWN (HS/LAST SCHOOL)	PRONUNCIATION
0 Jahcobi Neath*	G	6-4	190	Sr./Jr.	Toronto, Ontario (Wake Forest)	Juh-KOBE KNEE-th
2 Jordan Davis**	G	6-4	200	Jr./Jr.	La Crosse, Wis. (Central)	
3 Connor Essegian	G	6-4	185	Fr./Fr.	Fort Wayne, Ind. (Central Noble)	eh-SEE-jin
4 Kamari McGee	G	6-0	180	So./So.	Racine, Wis. (Racine St. Catherine's)	cuh-MAR-ee
5 Tyler Wahl***	F	6-9	225	Sr./Sr.	Lakeville, Minn. (North)	WALL
10 Isaac Lindsey*	G	6-4	185	Jr./So.	Mineral Point, Wis. (UNLV)	LIN-zee
11 Max Klesmit	G	6-3	200	Jr./Jr.	Neenah, Wis. (Neenah)	KLEZ-mitt
12 Luke Haertle	G	6-3	215	Fr./Fr.	Hartland, Wis. (Lake Country Lutheran)	(rhymes with hurdle)
13 Justin Taphorn**	G	6-5	215	Jr./Jr.	Pekin, Ill. (Pekin)	
14 Carter Gilmore**	F	6-7	225	Jr./Jr.	Hartland, Wis. (Arrowhead)	
15 Isaac Gard	G	6-2	165	So./Fr.	Oregon, Wis. (Oregon)	
21 Chris Hodges	F	6-9	245	So./Fr.	Schaumburg, Ill. (Schaumburg)	
22 Steven Crowl**	F	7-0	245	Jr./Jr.	Eagan, Minn. (Eastview)	(rhymes with growl)
23 Chucky Hepburn*	G	6-2	205	So./So.	Omaha, Neb. (Bellevue West)	
30 Ross Candelino	G	6-5	185	Fr./Fr.	Jacksonville, Fla. (Ponte Vedra)	
35 Markus Ilver*	F	6-8	215	So./So.	Tallinn, Estonia (Western Reserve Academy)	ILL-ver

WISCONSIN ALL-TIME RESULTS IN THE NIT

1989	Round	Site	FGs	Pct.	3FGs	Pct	FTs	Pct.	O-D-T	PF	A	TO	Blk	Stl	Pts
Wisconsin New Orleans	First	Madison, Wis.	24-42	.571	1-3	.333	14-18	.778	13-15-28	11	11	14	3	3	63
			25-48	.521	4-11	.364	7-8	.875	9-6-15	18	13	9	6	2	61
Wisconsin Saint Louis	Second	Madison, Wis.	28-60	.467	5-12	.417	7-14	.500	15-16-31	17	18	14	0	6	68
			27-49	.551	4-6	.667	15-16	.938	6-23-29	17	16	15	2	6	73
1991	Round	Site	FGs	Pct.	3FGs	Pct	FTs	Pct.	O-D-T	PF	A	TO	Blk	Stl	Pts
Wisconsin Bowling Green	First	Madison, Wis.	29-45	.644	5-14	.357	24-35	.686	7-20-27	20	24	18	5	5	87
			33-68	.485	3-11	.273	10-17	.588	18-15-33	27	10	15	1	5	79
Wisconsin Stanford	Second	Madison, Wis.	22-41	.537	7-16	.389	21-32	.656	4-16-20	23	12	15	3	6	72
			28-51	.549	3-6	.500	21-29	.724	10-20-30	24	18	13	1	6	80
1993	Round	Site	FGs	Pct.	3FGs	Pct	FTs	Pct.	O-D-T	PF	A	TO	Blk	Stl	Pts
Wisconsin Rice	First	Madison, Wis.	29-58	.500	6-17	.353	9-17	.529	10-20-30	23	13	9	2	3	73
			25-48	.521	8-14	.571	19-25	.760	8-24-32	19	7	13	0	5	77
1996	Round	Site	FGs	Pct.	3FGs	Pct	FTs	Pct.	O-D-T	PF	A	TO	Blk	Stl	Pts
Wisconsin Manhattan	First	Madison, Wis.	20-52	.385	5-16	.313	10-17	.588	10-26-36	13	12	12	8	8	55
			17-60	.283	2-22	.091	6-8	.750	16-24-40	19	9	16	2	4	42
Wisconsin Illinois St.	Second	Madison, Wis.	22-58	.379	4-18	.222	14-22	.636	12-20-32	21	14	12	3	7	62
			26-55	.473	6-16	.353	19-24	.792	12-28-40	17	16	14	1	8	77
2023	Round	Site	FGs	Pct.	3FGs	Pct	FTs	Pct.	O-D-T	PF	A	TO	Blk	Stl	Pts
Wisconsin Bradley	First	Madison, Wis.	25-58	.431	8-25	.320	23-28	.821	6-29-35	16	13	3	5	5	81
			25-61	.410	5-23	.217	7-14	.500	12-27-39	20	9	11	2	1	62

WISCONSIN'S NIT TOURNAMENT RECORDS

INDIVIDUAL SINGLE-GAME

POINTS (ALL GAMES WITH 20+)

1.	36	Steven Crowl	vs. Bradley (2023)
2.	31	Willie Simms	vs. Bowling Green (1991)
3.	28	Sam Okey	vs. Illinois State (1996)
4.	24	Danny Jones	vs. Saint Louis (1989)
5.	23	Michael Finley	vs. Rice (1993)
6.	22	Trent Jackson	vs. New Orleans (1989)

3-POINT FGS

1.	5	Steven Crowl	vs. Bradley (2023)
2.	4	Tim Locum	vs. Bowling Green (1991)
3.	3	Tim Locum	vs. Stanford (1991)
4.	2	5x; MR: Tom Molaski & Tim Locum	vs. Saint Louis (1989)

REBOUNDS

1.	12	Patrick Tompkins	vs. Stanford (1991)
2.	11	Darin Schubring	vs. New Orleans (1989)
3.	10	Sean Daugherty	vs. Manhattan (1996)
4.	9	Darin Schubring	vs. Saint Louis (1989)
9	Steven Crowl	vs. Bradley (2023)	

ASSISTS

1.	7	Tom Molaski	vs. Saint Louis (1989)
2.	6	Trent Jackson	vs. Saint Louis (1989)
6	Patrick Tompkins	vs. Bowling Green (1991)	
6	Larry Hisle	vs. Bowling Green (1991)	
6	Michael Finley	vs. Rice (1993)	

BLOCKED SHOTS

1.	5	Sam Okey	vs. Manhattan (1996)
2.	3	Sam Okey	vs. Illinois State (1996)
3.	2	5x; MR: Steven Crowl & Carter Gilmore	vs. Bradley (2023)

STEALS

1.	4	Hensssy Auriantal	vs. Manhattan (1996)
2.	3	Patrick Tompkins	vs. Bowling Green (1991)
3	Willie Simms	vs. Stanford (1991)	
3	Sam Okey	vs. Illinois State (1996)	

TEAM SINGLE-GAME HIGHS

POINTS

1.	87	vs. Bowling Green	1991
2.	81	vs. Bradley	2023
3.	73	vs. Rice	1993

FIELD GOALS

1.	29	vs. Bowling Green	1991
29	vs. Rice	1993	
3.	28	vs. Saint Louis	1989

FIELD GOALS ATTEMPTS

1.	60	vs. Saint Louis	1989
2.	58	vs. Rice	1993
58	vs. Illinois State	1996	
58	vs. Bradley	2023	

FIELD GOAL PERCENTAGE (MIN. 10 FGAS)

1.	.644 (29-45)	vs. Bowling Green	1991
2.	.571 (24-42)	vs. New Orleans	1989
3.	.537 (22-41)	vs. Stanford	1991

3-POINT FGS

1.	8	vs. Bradley	2023
2.	7	vs. Stanford	1991
3.	6	vs. Rice	1993

3-POINT FGS ATTEMPTS

1.	25	vs. Bradley	2023
2.	18	vs. Illinois State	1996
3.	17	vs. Manhattan	1996

3-POINT FG PERCENTAGE

1.	.417 (5-12)	vs. Saint Louis	1989
2.	.389 (7-16)	vs. Stanford	1991
3.	.357 (5-14)	vs. Bowling Green	1991

FREE THROWS

1.	24	vs. Bowling Green	1991
2.	23	vs. Bradley	2023
3.	21	vs. Stanford	1991

FREE THROW ATTEMPTS

1.	35	vs. Bowling Green	1991
2.	32	vs. Stanford	1991
3.	28	vs. Bradley	2023

FREE THROW PERCENTAGE (MIN. 10 FTAS)

1.	.821 (23-28)	vs. Bradley	2023
2.	.778 (14-18)	vs. New Orleans	1989
3.	.686 (24-35)	vs. Bowling Green	1991

REBOUNDS

1.	36	vs. Manhattan	1996
2.	35	vs. Bradley	2023
3.	32	vs. Illinois State	1996

ASSISTS

1.	24	vs. Bowling Green	1991
2.	18	vs. Saint Louis	1989
3.	14	vs. Illinois State	1996

FEWEST TURNOVERS

1.	3	vs. Bradley	2023
2.	9	vs. Rice	1993
3.	12	vs. Manhattan	1996
12	vs. Illinois State	1996	

BLOCKED SHOTS

1.	8	vs. Manhattan	1996
2.	5	vs. Bowling Green	1991
3.	5	vs. Bradley	2023

STEALS

1.	8	vs. Manhattan	1996
2.	7	vs. Illinois State	1996
3.	6	vs. Saint Louis	1989
6	vs. Stanford	1991	

## CHARTING THE BADGERS

## CAREER GAMES PLAYED

	Games	Starts	Cons. Starts
Tyler Wahl	123	82	16
Max Klesmit	80	63	13
(UW total)	30	30	13
Jahcobi Neath	76	10	0
(UW total)	26	1	0
Steven Crowl	77	65	65
Jordan Davis	73	18	0
Chucky Hepburn	65	65	65
Carter Gilmore	63	3	0
Kamari McGee	59	24	0
(UW total)	26	0	0
Connor Essegian	32	15	15
Isaac Lindsey	28	0	0
Markus Ilver	26	0	0
Justin Taphorn	14	0	0
Chris Hodges	14	0	0
Ross Candelino	5	0	0
Isaac Gard	5	0	0

## DOUBLE-DIGIT POINTS

	Career	'22-23	Cons.
Max Klesmit	44 (25-19)	12 (5-7)	1
(UW total)	12 (5-7)	12 (5-7)	1
Tyler Wahl	41 (30-11)	17 (11-6)	0
Chucky Hepburn	33 (25-8)	21 (14-7)	0
Steven Crowl	30 (24-6)	17 (12-5)	1
Connor Essegian	23 (14-9)	23 (14-9)	3
Kamari McGee	16 (2-14)	0 (0-0)	0
(UW total)	0 (0-0)	0 (0-0)	0
Jordan Davis	5 (3-2)	5 (3-2)	0

## 20-POINT SCORING GAMES

	Career	'22-23	Cons.
Max Klesmit	7 (4-3)	0 (0-0)	0
(UW total)	0 (0-0)	0 (0-0)	0
Tyler Wahl	6 (4-2)	3 (2-1)	0
Steven Crowl	7 (6-1)	5 (4-1)	1
Kamari McGee	5 (0-5)	0 (0-0)	0
Connor Essegian	2 (1-1)	2 (1-1)	0
Chucky Hepburn	2 (0-2)	2 (0-2)	0

## 30-POINT SCORING GAMES

	Career	'22-23	Cons.
Steven Crowl	1 (1-0)	1 (1-0)	1

## DOUBLE-DIGIT REBOUNDS

	Career	'22-23	Cons.
Tyler Wahl	11 (6-5)	4 (1-3)	0
Steven Crowl	6 (4-2)	5 (3-2)	0
Connor Essegian	1 (0-1)	1 (0-1)	0

## DOUBLE-DIGIT ASSISTS

	Career	'21-22	Cons.
No Active Players	--	--	--

## DOUBLE-DOUBLES

	Career	'22-23	Cons.
Tyler Wahl	9 (5-4)	5 (2-3)	0
Steven Crowl	4 (3-1)	3 (2-1)	0
Connor Essegian	1 (0-1)	1 (0-1)	0

## WISCONSIN IN THE NIT

Wisconsin is making its 5th appearance in the National Invitation Tournament and the first since 1996.

- UW is 4-4 all-time in the NIT with all 8 games being played in Madison.
- The Badgers are now 4-1 all-time in opening round NIT games.
- UW is looking to advance to the NIT Quarterfinals for the first time in school history, going 0-3 in second round games.
- Wisconsin is hosting NIT games for the first time at the Kohl Center. The Badgers' first 7 NIT games were played at the UW Field House.
- The 2023 NIT will conclude at the Orleans Arena in Las Vegas. Wisconsin went 1-1 in that venue during the 2012 Las Vegas Invitational, losing to Creighton, 84-74, and topping Arkansas, 77-70.

## LAST TIME OUT

## #2 WISCONSIN 81, BRADLEY 62

March 14, 2023 | Kohl Center | Madison, Wis.

- Wisconsin claimed its largest margin of victory in an NIT game with an 81-62 opening round win over Bradley on Tuesday.
- UW's 81 points marked its second-highest scoring output this season.
- The Badgers went 23-to-28 (82.1%) at the foul line, the most FTs and FTAs of the season.
- UW turned the ball over a season-low 3 times, the fewest by the team since having 3 TOs against Purdue on March 14, 2015.
- **Steven Crowl** scored a career-high 36 points with 9 rebounds. He hit a career-high 5 3-pointers (5-for-7) and 7-for-7 at the FT line.
  - Crowl equaled the Wisconsin record for points in any postseason game, matching the 36 scored by Michael Finley in the 1994 NCAA tournament vs. Missouri.
  - Crowl connected on a career-high 5 3-pointers, going 5-for-7 from long range.
- **Max Klesmit** finished with 16 points, adding 3 rebounds, 2 assists and 3 steals.
- **Connor Essegian** tallied 14 points, going 9-for-9 at the free throw line.

## ALL-TIME VS. LIBERTY

Sunday's game will mark the first meeting between Wisconsin and Liberty.

- The Badgers have played 2 games against teams from the Atlantic Sun Conference, beating Kennesaw State, 85-31, in 2011 and topping Central Arkansas, 79-47, in the 2016.
- Wisconsin has faced Liberty head coach Ritchie McKay on two prior occasions when McKay was on staff at Virginia. The Badgers suffered a 60-54 home loss to the Cavaliers on Nov. 18, 2012 before claiming a 48-38 win at Virginia on Dec. 4, 2013.
- Wisconsin and Liberty have two common opponents this season with both defeating Bradley and losing against Northwestern.

## BATTLE TESTED

The Wisconsin Badgers have had a penchant for playing in — and winning — tight games.

- On the season, Wisconsin has played a total of 18 games that have been decided by 5 points or less, and the Badgers own a record of 11-7 in such games.
  - UW's 18 "close games" is the most by any major conference team since at least the 2009-10 season.

## Most Gms Decided by 5 or less, Major Conf. (since '09-10)

Games	Season	Team
18	2022-23	Wisconsin
17	2018-19	Seton Hall
17	2012-13	Alabama
17	2011-12	Virginia Tech
17	2009-10	Marquette

- No other Big Ten team has played more than 14 games this season decided by 5 or less. In fact, Purdue (10) and Penn State (8) are the only other Big Ten team with more than 7 wins in games decided by 5 or less.
- Including last season, the Badgers are now 23-9 in games decided by 5 points or less.
- UW's last 5 regular-season losses had margins of 2, 0, 1, 0 and 2 at the end of regulation.
- This season alone, Wisconsin has played in a total of 6 overtime games (going 3-3), the most in school history.
  - Since 2009-10, Michigan State is the only Big Ten team to play in more overtime games in a single season, participating in 8 in 2014-15.

## QUALITY WINS

Wisconsin has played one of the toughest schedules in the nation and is building a strong list of quality wins.

- The Badgers have played the 11th-toughest schedule in the NCAA, according to ESPN.
- Wisconsin is 17-9 overall and went 9-6 in Big Ten play at full strength, with 3 of its Big Ten losses coming without leading scorer Tyler Wahl and 2 coming without starter Max Klesmit.
- Wisconsin has won 5 Quad 1 games and owns a record of 11-13 in Quad 1/2 games.
- Wisconsin is 8-8 away from home this season, including 5 true road wins.
  - UW was the only team to win at Marquette.
- Over the last two seasons, UW is 14-8 in true road games, joining Miami (17), UCLA (17) and Arizona (15) are the only major conference schools with more road wins over the last two seasons.



## CHARTING THE BADGERS

## LED UW IN SCORING

	2022-23	Career
Steven Crowl	7 (6-1)	11 (10-1)
Tyler Wahl	6 (4-2)	10 (7-3)
Chucky Hepburn	9 (4-5)	9 (4-5)
Connor Essegian	7 (4-3)	7 (4-3)
Jordan Davis	3 (1-2)	3 (1-2)
Max Klesmit	1 (0-1)	1 (0-1)

## LED UW IN REBOUNDING

	2022-23	Career
Tyler Wahl	12 (8-4)	30 (20-10)
Steven Crowl	17 (10-7)	22 (14-8)
Jordan Davis	4 (3-1)	3 (2-1)
Connor Essegian	2 (0-2)	2 (0-2)
Isaac Lindsey	1 (0-1)	1 (0-1)
Jahcobi Neath	0 (0-0)	1 (1-0)
Max Klesmit	1 (0-1)	1 (0-1)

## LED UW IN ASSISTS

	2022-23	Career
Chucky Hepburn	16 (9-7)	33 (21-12)
Tyler Wahl	9 (4-5)	22 (16-6)
Steven Crowl	9 (6-3)	16 (11-5)
Max Klesmit	2 (1-1)	2 (1-1)
Connor Essegian	1 (1-0)	1 (1-0)
Jahcobi Neath	0 (0-0)	1 (1-0)
Carter Gilmore	1 (0-1)	1 (0-1)

## LED UW IN MINUTES

	2022-23	Career
Tyler Wahl	8 (6-2)	14 (9-5)
Chucky Hepburn	10 (6-4)	11 (7-4)
Max Klesmit	8 (6-2)	8 (6-2)
Steven Crowl	5 (1-4)	5 (1-4)
Connor Essegian	3 (1-2)	3 (1-2)
Jordan Davis	1 (0-1)	1 (0-1)
Carter Gilmore	1 (0-1)	1 (0-1)

Record in those contests in parentheses

## 2022-23 LINEUP RECORD

Hepburn, Davis, Klesmit, Wahl, Crowl	11-2
Hepburn, Essegian, Klesmit, Wahl, Crowl	7-7
Hepburn, Davis, Klesmit, Gilmore, Crowl	0-3
Hepburn, Essegian, Davis, Wahl, Crowl	0-2

## ACTIVE WIN/LOSS STREAKS

Overall	Won 1
Vs. Unranked teams (AP)	Won 1
Vs. Ranked teams (AP)	Lost 1
At Home	Won 1
At Home vs. Big Ten	Lost 1
At Home vs. ranked Big Ten	Lost 1
At Home vs. unranked Big Ten	Won 2
At Home vs. non-conference	Won 3
At Home vs. ranked opp.	Lost 1
On Road	Won 1
On Road vs. Big Ten	Won 1
On Road vs. ranked opp.	Won 1
On Road vs. unranked opp.	Won 1
Neutral	Lost 1
Neutral vs. ranked opp.	Lost 1
Neutral vs. unranked opp.	Lost 1

## TAKING CARE OF THE ROCK

Taking care of the ball and valuing possessions is nothing new for Wisconsin, and this season's team is carrying on a long tradition of stinginess.

- The Badgers lead the NCAA averaging just 8.5 turnovers per game. UW has had single-digit turnovers in 17 of the last 20 games.
- UW has led the nation in fewest turnovers per game in each of the last 2 seasons. Wisconsin turned it over 9.0 times per game in 2021, then just 8.7 TOs per game last season. In fact, last year was the 4th-lowest mark in school history.

## Wisconsin Record Book, Fewest TOs per game

Year	TOs/Gm	TOs	Games
1. 2014-15	7.4	296	40
2. 2010-11	7.6	258	34
3. 2013-14	8.1	307	38
4. 2021-22	8.7	287	33
5. 2009-10	8.8	289	33

- Over the last 4 seasons, Gard's Badgers have never finished outside the top-10 in turnovers per game and have never averaged more than 10.0 turnovers per game in a season.
- **Chucky Hepburn** leads the Badgers with a 2.0 assist-to-turnover ratio, dishing 94 assists with just 47 turnovers.

- For his career, Hepburn's 1.98 assist-to-turnover ratio (171 assists, 86 turnovers) would rank 7th in Wisconsin history.

## BETTER BEHIND THE ARC

Last season, the Badgers won the Big Ten despite shooting a conference-low 30.6% 3FG. This year, Wisconsin has seen big improvement in that area.

- Wisconsin ranks 6th in the Big Ten shooting 35% from beyond the arc.
- UW is 9-3 this season (73-12 under Gard) when shooting at least 40.0% from 3FG.
- The Badgers are averaging 8.1 made 3s per game, which ranks 3rd in the Big Ten this year.
- Wisconsin's 8.1 triples per game would rank 4th in school annals.

## Wisconsin Record Book, 3FGs per game

Year	3FGs/Gm
1. 2019-20	8.6
2020-21	8.6
3. 2004-05	8.2
4. 2011-12	7.9
5. 1993-94	7.8
2013-14	7.8

- The Badgers have made 12+ triples in a game 5x this season. UW did so just 1x last season.
- Three Badgers rank top 15 in the Big Ten in 3-point shooting percentage (min. 40 made 3s)
  - **Chucky Hepburn** - 6th, 40.9% (61-149)
  - **Max Klesmit** - 12th, 39.4% (43-109)
  - **Connor Essegian** - 15th, 37.1% (66-178)
- Essegian, who set the UW freshman record for 3FGs, is trying to become just the 4th Badgers freshman to shoot 40.0% from deep.

## INSTANT OFFENSE ESSEGIAN

One of the best freshman in the Big Ten, **Connor Essegian** has also established himself as one of the best sharp shooters in the country.

- Essegian earned Big Ten All-Freshman Team recognition earlier this week. He becomes the 8th Badger to earn the conference honor:

## Wisconsin Big Ten All-Freshmen Team Honorees

Name	PPG	Season
Alando Tucker	12.0	2002-03
Joe Krabbenhoft	3.6	2005-06
Sam Dekker	9.6	2012-13
Nigel Hayes	7.7	2013-14
Ethan Happ	12.4	2015-16
Brad Davison	12.1	2017-18
Chucky Hepburn	7.9	2021-22
<b>Connor Essegian</b>	<b>12.0</b>	<b>2022-23</b>

- In his first season, Essegian ranks 2nd for UW averaging 12.0 ppg shooting 37.1% from 3FG.
  - Wisconsin has not had a freshman lead the team in scoring since **Sam Okey** (1995-96).
- Over the last 25 years (since 1998), only 4 Badgers have averaged double figures in their freshman season:

## Most Points, Wisconsin Freshmen (Since 1998)

Name	PPG	Season
1. Ethan Happ	12.4	2015-16
2. Devin Harris	12.3	2001-02
3. Brad Davison	12.1	2017-18
4. Alando Tucker	12.0	2002-03
<b>Connor Essegian</b>	<b>12.0</b>	<b>2022-23</b>

- Among Big Ten freshmen, Essegian ranks 4th in the league for scoring this season:

## Most Points, Big Ten, Freshmen

Name (School)	PPG
1. Brice Sensabaugh (OSU)	16.3
2. Jett Howard (MICH)	14.2
5. Jalen Hood-Schifino (IND)	13.5
<b>4. Connor Essegian (WIS)</b>	<b>12.0</b>
5. Fletcher Loyer (PUR)	10.9

- Essegian broke the school record for most made 3-point field goals by a freshman:

## Most 3-pt FGs, Wisconsin Freshmen (school history)

Name	3FGs	Season
<b>1. Connor Essegian</b>	<b>66</b>	<b>2022</b>
2. Brad Davison	60	2018
3. Devin Harris	59	2002

- He's 11 points from tying Devin Harris (394, 2002) for 5th-most points by a UW freshman.
- Over the last 10 games, Essegian is averaging 14.1 points per game (1.7 3s/game).
- The Ft. Wayne, Indiana native has scored in double figures in 23 of the last 29 games.
  - He's made multiple 3s in 23 of 32 games.
- Essegian has increased his production away from home, scoring 13.9 ppg and shooting 38.9% from 3FG in road/neutral games.
- Essegian is 73-for-82 (.890) at the FT line.
  - His 89.0% FT mark would rank 5th on UW's season FT% list and the highest since Bronson Koenig tied the school record at 90.5% in 2017.

## SITUATIONAL RECORDS

	2022-23	Under Gard
Ahead at the half	13-1	129-15
Behind at the half	4-13	26-72
Tied at the half	1-0	6-5
FG% of .450 or more	8-1	86-14
FG% less than .450	10-13	75-78
Better FG% than opp.	10-0	124-13
Worse FG% than opp.	7-13	36-76
Same FG% as opp.	1-1	2-3
Opp. FG% less than 45%	13-5	124-33
3FG% of 40% or more	9-3	73-12
3FG% less than 40%	9-11	87-80
Try more than 20 3FGs	10-12	88-60
Try 20 or fewer 3FGs	8-2	73-31
Make at least 70% FT	7-7	96-41
Try at least 20 FTs	4-0	66-17
Try fewer than 20 FTs	14-14	93-74
Out-rebound opponent	7-1	93-23
Tied or out-rebounded	11-13	68-69
Same or fewer TOs than opp.	15-12	125-59
More TOs than opp.	3-2	36-33
Commit fewer than 12 TOs	16-13	127-61
Commit 12 or more TOs	2-1	35-30
Score fewer than 50 pts.	1-1	2-4
Score 50-59 points	1-5	8-37
Score 60-69 points	8-6	54-34
Score 70-79 points	5-2	57-14
Score 80-89 points	3-0	33-3
Score 90 or more pts.	0-0	7-0
Allow fewer than 50 pts.	2-0	23-1
Allow 50-59 pts.	7-2	49-9
Allow 60-69 pts.	6-7	66-34
Allow 70-79 pts.	3-4	20-33
Allow 80-89 pts.	0-1	3-14
Allow 90 or more pts.	0-0	0-1
Overtime	3-2	10-7
vs. AP Top 25 opponents	1-2	27-40
vs. AP Top 25 opp. at home	1-1	13-11
Home games	10-6	95-30
Road games	5-6	46-42
Neutral site games	3-2	22-20
Day games	3-7	49-33
Night games	15-7	112-59

## GAMES DECIDED BY

3 points or less	5-6	24-17
4-5 points	6-1	27-18
6-10 points	2-5	36-26
11-19 points	3-2	41-26
20 or more points	2-0	34-3

## TELEVISED GAMES

CBS	0-2	11-12
CBS Sports Network	0-0	0-1
FOX	0-1	3-6
FS1	4-1	16-15
ESPN	1-2	17-14
ESPN2	4-1	18-12
ESPNU	0-1	1-3
ESPN+	0-0	3-1
Big Ten Network	8-6	81-24
BTN+	1-0	5-0
TBS	0-0	1-3
TNT	0-0	2-1

## CHUCKY AT THE POINT

"He's one of the elite point guards in the entire country." - Illinois head coach Brad Underwood

- A Big Ten All-Freshman honoree last year and Honorable Mention All-B1G this season, **Chuckie Hepburn** continues to elevate his game for the Badgers in his sophomore season.
- He leads Wisconsin averaging 2.9 assists per game, maintaining a 2.0 assist-to-turnover ratio (94 assists to 47 turnovers).
- This season, Hepburn is 40.9% (61-149) from 3-point range, up from 34.8% last season.
  - Hepburn's 40.9% 3FG shooting ranks 6th in the Big Ten this year (min. 40 made 3FGs).
  - Avg 1.9 made 3s per game (11th in Big Ten).
- Just a sophomore, Hepburn has already earned a reputation of clutch, game-winning plays. He is most-known for his game-winning 3-pointer last season to defeat Purdue and clinch the 2022 Big Ten Title, but this season he's been making clutch plays on both ends of the floor.
  - Hepburn has made 5 game-clinching steals in the final 30 sec of Wisconsin wins this season:

## Hepburn's game-clinching steals, 2022-23

Opp.	UW lead	Time remaining
vs. USC	62-59	0:15 left
Maryland	64-59	0:03 left
at Iowa	74-73	0:27 left in OT
Minnesota	63-60	0:04 left
Michigan	61-57	0:16 left

- He's scored in double figures in 21 of 32 games this season, and 33 times total in his career.
  - UW is 25-8 when Hepburn scores dbl figures
- Defensively, Hepburn ranks 5th in the Big Ten averaging 1.5 steals per game.
- Hepburn's 1.99 career assist-to-turnover ratio (171-86) would rank 7th-best in school history.

## TURNING IT UP TO THE 'MAX'

A high-scoring guard for two seasons at Wofford, junior transfer **Max Klesmit** (Neeah, Wis.) has found his offensive prowess at the right time for Wisconsin down the stretch this season.

- Klesmit has scored in double figures for UW in 6 of the last 9 games, shooting 18-for-37 from 3-point range (48.6%) over that stretch.
  - He's scored 15+ pts in 3 of the last 5 games.
- On the season, Klesmit is averaging 9.4 points per game, but that number climbs to 10.3 ppg since returning from injury (last 13 games).
- Against #5 ue (3/2), Klesmit matched his season-high with 19 points (3-5 3FG), scoring 17 points in the second half alone.
- At Michigan (2/26), he scored his most points as a Badger with 19 points (7-12 FG, 5-8 3FG), plus 2 blocks, 2 steals and 2 rebounds.
- Klesmit ranks 2nd on the Badgers shooting 39.4% from 3-point range (12th in Big Ten).
- He ranks 2nd for Wisconsin with 40 steals.
- Last season at Wofford, Klesmit averaged 14.9 ppg, shooting 34.0% on 3FGs.

## WALL-TO-WAHL PLAYER

"This is no longer a utility player...Wahl has looked the part of a guy that's primed to be one of the best players in the Big Ten." - Jon Rothstein, CBS Sports

- One of the most versatile players in college basketball, 2023 Preseason All-Big Ten selection **Tyler Wahl** does a little bit of everything — and then some — for Bucky.
- A Battle 4 Atlantis All-Tournament Team honoree, Wahl matched his career-high with 23 points vs. #3 Kansas, while also grabbing 10 rebounds and adding 3 steals and 2 assists.
- Over the last 6 games, Wahl has been returning to form averaging 11.5 points (47.4% FG), 7.8 rebounds and 2.5 assists per game.
  - During that 6-game stretch, he's tallied 3 double-doubles, including a 19-point, 10-rebound effort vs. Ohio State (3/8).
- To understand the importance of Wahl to UW, observations can be drawn when comparing Wisconsin with Wahl and Wisconsin without Wahl, who missed 3 games for UW (injury):

## Wisconsin Offense This Season

	With Wahl	Without Wahl
Record	18-11	0-3
Wisconsin PPG	66.0	59.7
Wisconsin FG%	.416	.406
Wisconsin 3FG%	.356	.289
Wisconsin FTAs/Game	14.7	10.3
Rebound Margin	-3.5	-9.0

## Wisconsin Defense This Season

	With Wahl	Without Wahl
Record	18-11	0-3
Opponent PPG	63.1	70.3
Opponent FG%	.440	.484
Opponent 3FG%	.310	.450
Opponent Turnovers	12.1	10.3

- Wahl averages 2.5 assists/game, which ranks 5th in the Big Ten among forwards/centers.

## DEFENSE LIVES HERE

For the better part of 30 years, Wisconsin has enjoyed one of the best defensive teams in the nation and this year is no different.

- UW is allowing just 63.8 ppg, which ranks as the 5th-best scoring defense in the Big Ten, an improvement over last season's D that ranked 2nd in the conference allowing 66.0 ppg.
  - The Badgers have led the Big Ten in Scoring D in 4 of 7 years under Gard.
- The Badgers are 25th in the NCAA in defensive efficiency, according to KenPom.com.
- UW is 86-12 (.878) under Gard when holding foes to 60 or fewer points (12-2 this season).
- UW has held 26 of 32 foes below their scoring average, including 5 season-low point totals.

## WINNING AT WISCONSIN

With a record of 24-7 last season, the Badgers reached the 20-win milestone yet again. Since 2003, Wisconsin has won at least 20 games in 17 of 20 seasons, including a school-record 36 wins in 2014-15.

Greg Gard has four 20-win seasons on his ledger with a high of 27 wins in 2016-17, a mark that ranks 5th in UW history.

### Wisconsin Record Book, Single-Season Wins

1.	36	2014-15	10.	24	2021-22
2.	31	2007-08		24	2002-03
3.	30	2006-07		24	2009-10
	30	2013-14	13.	23	2012-12
5.	27	2016-17		23	2018-19
6.	26	2011-12	15.	22	2015-16
7.	25	2004-05		22	1998-99
8.	25	2010-11		22	1999-00
	25	2003-04	18.	21	2019-20

## BADGERS = B1G ATTENDANCE

- This season, the Badgers played in front of an average of 15,081 fans at their home games. That ranked 10th-best in the nation and 3rd in the Big Ten.
- Excluding the 2020-21 season in which fans were allowed, Wisconsin has led the Big Ten in attendance in 5 of the last 6 seasons and 15 of the last 20 years and has finished among the nation's top 10 each of the last 22 years.

### UW Attendance (Kohl Center era: 1998-2022)

Year	Average	B1G Rank	NCAA
1997-98*	13,335	7th	22nd
1998-99	15,770	2nd	10th
1999-00	16,163	3rd	11th
2000-01	16,811	2nd	7th
2001-02	15,528	3rd	6th
2002-03	16,930	1st	6th
2003-04	17,142	1st	6th
2004-05	17,142	1st	5th
2005-06	17,142	1st	7th
2006-07	17,190	2nd	7th
2007-08	17,190	1st	7th
2008-09	17,230	1st	6th
2009-10	17,230	1st	6th
2010-11	17,230	1st	7th
2011-12	17,181	1st	5th
2012-13	16,843	2nd	7th
2013-14	17,104	2nd	7th
2014-15	17,279	1st	5th
2015-16	17,287	2nd	6th
2016-17	17,287	1st	6th
2017-18	17,272	1st	5th
2018-19	17,170	1st	5th
2019-20	16,912	1st	6th
2020-21^	--	--	--
2021-22	16,453	1st	7th
2022-23	15,081	3rd	10th

\* Wisconsin played 8 of its 15 home games at the UW Field House (capacity 11,500)

^ Wisconsin did not allow spectators due to the COVID-19 pandemic

## BIG THINGS FROM 'BIG STEVE'

The development of **Steven Crowl** has seen an upward trajectory during his career at Wisconsin. The junior big man averaged 0.7 points per game as a freshman, 8.8 ppg as a sophomore, and is now in a starring role for the Badgers.

- Along with experience, Crowl has also added size to his frame. Listed at 217 lbs as a freshman, he's now pushing 250 lbs.
- Crowl has developed into a leading contributor for Wisconsin, ranked 1st in points (12.3 ppg), 1st in rebounds (7.0) and 2nd in assists (2.5).
- Shooting a team-best 50.5% FG (157-311).
- A talented passer, Crowl is **one of only two 7-footers in the nation** averaging at least 2.5 apg, joined by Richmond's Neal Quinn (2.9 apg)
- Crowl is Wisconsin's first 7-footer to average 2.5+ assists per game since National Player of the Year Frank Kaminsky (2.6 apg) in 2015.
- It's interesting to compare Steven Crowl's junior year stats to that of Frank Kaminsky's:

### FRANK KAMINSKY (junior season)

Year	PPG	RPG	APG	FG%
2015	13.9	6.3	1.3	.528

### STEVEN CROWL (junior season)

Year	PPG	RPG	APG	FG%
2023	12.3	7.0	2.5	.50.5

- Steven Crowl looks to become the next great "Badger Big" for Wisconsin that used the momentum of their junior year and translated it to becoming All-Big Ten performers as seniors:

### All-Big Ten "Badger Bigs" in their Junior Season

Name (Year)	PPG	RPG	APG
Steven Crowl (2023)	12.3	7.0	2.5
Ethan Happ (2018)	17.9	8.0	3.7
Jon Leuer (2010)	15.4	5.8	1.6
Marcus Landry (2008)	10.8	5.4	1.4
Brian Butch (2007)	8.8	5.9	0.6
Mike Wilkinson (2004)	13.1	6.8	1.9

- Crowl has scored in double figures 30 times in his career (17x this season).
- UW is 24-6 when Crowl scores double figures.
- Crowl has five 20+ points games this season, including a career-high 36 points on Tuesday in UW's first-round NIT win over Bradley.
- Crowl connected on a career-high 5 triples, going 5-for-7 from 3-point range on Tuesday.
- Crowl's 36 points are the fourth-most by a Badger over the last 10 years, and the most since Johnny Davis scored 37 points at Purdue last season.
- Crowl's 36 points equaled the Wisconsin record for points in any postseason game, matching the 36 scored by Michael Finley in the 1994 NCAA Tournament vs. Missouri (3/19/94)
- Crowl's 36 points registered as the highest total by a Badger in an NIT game, surpassing the previous record of 31 set by Willie Simms against Bowling Green in the 1991 NIT.

## GARD'S GUIDANCE

Now in his 8th season as head coach, **Greg Gard** has led the Badgers to Big Ten titles in two of the last three seasons and kept the program winning at a high level. In fact, Gard's resume stacks up among the Big Ten's best of the last 40 years.

- Gard ranks 4th in Wisconsin history with 162 career wins, trailing only Hall of Famers Walter Meanwell, Bud Foster and Bo Ryan.
- Gard's .638 win percentage ranks as the 3rd-highest in Wisconsin history.

### Best Win Pct, Wisconsin Coaches (min. 50 wins)

Coach (School, Years)	Record	Pct.
1. Bo Ryan (2002-15)	364-130	.737
2. Walter Meanwell (1912-17, '21-34)	246-99	.712
3. <b>Greg Gard (2016-present)</b>	<b>162-92</b>	<b>.638</b>
4. Dick Bennett (1996-2000)	94-68	.580
5. Bud Foster (1935-59)	265-267	.498

- With a conference record of 93-61, Gard's .604 win percentage ranks 8th among Big Ten coaches of the last 40 years (since 1980).

### Best Win Pct, B1G Coaches w/ 50+ Wins (since 1980)

Coach (School, Years)	Record	Pct.
1. Bo Ryan, WIS (2002-15)	172-68	.717
2. Bob Knight, IND (1972-2000)	353-151	.700
3. Tom Izzo, MSU (1995-)	332-160	.675
4. Thad Matta, OSU (2005-17)	150-78	.658
5. Mark Turgeon, MD (2015-21)	90-50	.643
6. Matt Painter, PUR (2005-)	208-120	.634
7. Gene Keady, PUR (1981-05)	265-169	.611
8. <b>Greg Gard, WIS (2016-)</b>	<b>93-61</b>	<b>.604</b>

(through 2022-23 regular season)

- Gard recently passed Iowa's Lute Olson (1975-83) and Purdue's Ray Eddy (1951-65) for 27th place on the Big Ten's all-time wins list.

### Big Ten Career Wins List

Coach (School, Years)	Record	Pct.
24. Everett Dean (IND, 1925-38)	96-72	.517
Eldon Miller (OSU, 1977-86)	96-84	.533
26. Craig Ruby (ILL, 1923-36)	94-74	.560
27. <b>Greg Gard (WIS, 2015-)</b>	<b>93-61</b>	<b>.604</b>
28. Ray Eddy (PUR, 1951-65)	92-122	.430
Lute Olson (IOWA, 1975-83)	92-70	.568
30. Bruce Weber (ILL, 2004-12)	89-65	.578

## WINS ADD UP UNDER GARD

- With a record of 25-8 (.758) in 2021-22, UW posted its best win percentage of the Gard era and won the 8th-most games in school history.
- In all, Gard has the Badgers to 4 of the top 18 winningest seasons in program history:

### Wisconsin Record Book, Single-Season Wins

1.	36	2014-15	11.	24	2002-03
2.	31	2007-08		24	2009-10
3.	30	2006-07	13.	23	2018-19
	30	2013-14		23	2012-12
5.	27	2016-17	15.	22	2015-16
6.	26	2011-12		22	1998-99
7.	25	2004-05		22	1999-00
8.	25	2021-22	18.	21	2019-20
	25	2010-11			
	25	2003-04			





## THE GARD FILE

### ■ Career Record (8th Season): 162-92 (.638)

- Record at Wisconsin (8th Season): 162-92 (.638)
- Big Ten Record (8th Season): 93-61 (.604)
- NCAA Tournament Appearances/Record: 5 / 6-5 (.545)
- Hometown: Cobb, Wis.
- Alma Mater: UW-Platteville, 1995 (Physical & Health Ed)  
Master's Degree: UW-Platteville, 2007 (Counselor Ed)
- Family: Wife Michelle; Children Mackenzie, Isaac, Peyton

## COACHING EXPERIENCE

Position	School	Years
Assistant Coach	Southwestern (Wis.) HS	1990-93
Assistant Coach	Platteville (Wis.) HS	1993-94
Assistant Coach	UW-Platteville	1993-99
Assistant Coach	UW-Milwaukee	1999-01
Assoc. Head Coach	Wisconsin	2001-15
Head Coach	Wisconsin	2015-Present

## CAREER HIGHLIGHTS

Date	Highlight
Dec. 15, 2015	Assumed role of interim head coach upon the retirement of Bo Ryan
Dec. 23, 2015	First career win, 84-79, vs. Green Bay
Jan. 2, 2016	First Big Ten win, 79-57, vs. Rutgers
Jan. 17, 2016	First ranked win, 77-76, vs. #4 MSU
Feb. 13, 2016	First road win over ranked team, 70-57, at #2 Maryland
March 7, 2016	Officially named Wisconsin head coach
March 18, 2016	First NCAA tournament win, 47-43, against 10th-seeded Pittsburgh
April 4, 2016	Jim Phelan National Coach of the Year
March 18, 2017	UW knocks off No. 1 overall seeded Villanova in NCAA tourney second round
Feb. 15, 2018	UW tallied sixth top-10 win in three seasons under Gard (#6 Purdue, 57-53)
Jan. 19, 2019	UW earned fourth win vs. top-5 team under Gard (#2 Michigan, 64-54)
Jan. 3, 2020	UW won at #5 Ohio State, 61-47
March 7, 2020	Led UW to Big Ten title (60-56 W at IND)
March 9, 2020	Named 2020 Big Ten Coach of the Year
Dec. 25, 2020	UW wins at MSU first time since 2004
Nov. 24, 2021	UW wins first Maui Invitational tournament title in school history
Jan. 3, 2022	UW wins at #3 Purdue, 74-69
March 1, 2022	Led UW to Big Ten title with 70-67 home win over #8 Purdue
March 8, 2022	Named 2022 Big Ten Coach of the Year

## HEAD COACH GREG GARD

### ■ TWO-TIME BIG TEN COACH OF THE YEAR

A coaching veteran of more than 30 years, Greg Gard enters his eighth season leading the Wisconsin in 2022-23 and has proven himself to be one of the best head coaches in the Big Ten. A 2022 finalist for Naismith National Coach of the Year, Gard has guided the Badgers to the Big Ten regular season championship in two of the last three seasons, twice earning Big Ten Coach of the Year honors.

Wisconsin's incredible postseason presence hasn't wavered on Gard's watch, leading UW to 5 of 6 NCAA tournaments during his tenure. As 2020 Big Ten champs, UW also would have also participated in that year's canceled tournament.

In his first seven seasons as head coach, Gard built a record of 144-78, owning the fourth-highest win total in school history. He has also guided UW to a conference record of 84-50 and his .627 conference win percentage is tied for sixth best among Big Ten coaches the last 40 years.

Gard is coming off of arguably his most impressive coaching job in 2021-22. Picked to finish preseason 10th in the Big Ten, UW went 25-8 overall and 15-5 in league play, claiming a share of the Big Ten regular season title for the second time in the past three seasons. Gard was named Big Ten Coach of the Year for the second time in his career. Sophomore guard Johnny Davis garnered consensus first-team All-America honors and won Lute Olson National Player of the Year, the Jerry West Award and Big Ten Player of the Year.

Gard's leadership during the 2019-20 season is among his best. After opening 5-5 in the Big Ten, Wisconsin won nine of its last 10 games, including its final eight games of the season to win a share of the 2020 conference championship and claim the No. 1 seed for the later canceled Big Ten tournament.

In his inaugural season as head coach, Gard led the Badgers to the 2016 NCAA Tournament Sweet 16, becoming just the second-ever first-year coach to win the Jim Phelan National Coach of the Year award. He followed that up by leading UW to the fifth-highest single-season win total in school history (27-10) and making a second-consecutive visit to the Sweet 16.

Gard's Badgers would follow that up with another 12-6 conference campaign in 2017, finishing second in the Big Ten. UW capped off its 27-win season by knocking off the nation's No. 1 team Villanova, 65-62, to advance to the Sweet 16.

During his tenure as head coach, Gard has helped a trio of players reach first-team All-Big Ten status: Nigel Hayes in 2016, third-team All-American Ethan Happ in both 2017, 2018 and 2019, plus Johnny Davis in 2022.

Long considered one of the top assistant coaches in the game, Gard served as an assistant at Wisconsin for 14-plus seasons. During that time he helped guide the Badgers to back-to-back Final Fours in 2014 and 2015, and in 2015 UW reached its first national championship game since 1941.

Prior to coming to Wisconsin in 2001, Gard spent two seasons as Ryan's assistant at UW-Milwaukee (2000-01) and six seasons as an assistant to Ryan at UW-Platteville (1993-99). During Gard's years on the Pioneer staff, UW-Platteville went 161-13 (.925) and won three NCAA Division III national championships, five WIAC titles.

In 2016, Gard and his wife, Michelle, partnered with the UW Carbone Cancer Center, to launch Garding Against Cancer. In its first six years, GAC raised more than \$6.5 million dollars for cancer research and patient care within the state of Wisconsin.

Year	School	Record	Pct.	Conf.	Record	Place	Postseason
2015-16	Wisconsin	15-8	.652	Big Ten	12-6	T-3rd	NCAA Sweet 16
2016-17	Wisconsin	27-10	.730	Big Ten	12-6	T-2nd	NCAA Sweet 16
2017-18	Wisconsin	15-18	.455	Big Ten	7-11	9th	--
2018-19	Wisconsin	23-11	.676	Big Ten	14-6	4th	NCAA First Round
2019-20	Wisconsin	21-10	.677	Big Ten	14-6	T-1st	Postseason canceled
2020-21	Wisconsin	18-12	.600	Big Ten	10-10	--	NCAA Second Round
2021-22	Wisconsin	25-8	.758	Big Ten	15-5	T-1st	NCAA Second Round
2022-23	Wisconsin	18-14	.548	Big Ten	9-11	12th	NIT
<b>Totals (8 seasons)</b>		<b>162-92</b>	<b>(.638)</b>		<b>93-61</b>	<b>(.604)</b>	<b>5 NCAA appearances</b>

## GARD vs. DIVISION I TEAMS

Team	Home	Away	Neut.	Total
Arkansas-Pine Bluff	1-0	0-0	0-0	1-0
Baylor	0-0	0-0	0-2	0-2
Bradley	1-0	0-0	0-0	1-0
Central Arkansas	1-0	0-0	0-0	1-0
Chicago State	2-0	0-0	0-0	2-0
Colgate	0-0	0-0	1-0	1-0
Coppin State	1-0	0-0	0-0	1-0
Creighton	0-0	0-1	0-0	0-1
Dayton	0-0	0-0	1-0	1-0
Eastern Illinois	2-0	0-0	0-0	2-0
Florida	0-0	0-0	0-1	0-1
Florida A&M	1-0	0-0	0-0	1-0
Georgetown	0-0	0-0	1-0	1-0
Georgia Tech	0-0	1-0	0-0	1-0
Grambling State	1-0	0-0	0-0	1-0
Green Bay	7-0	0-0	0-0	7-0
Houston	0-0	0-0	1-0	1-0
Houston Baptist	1-0	0-0	0-0	1-0
Idaho State	1-0	0-0	0-0	1-0
Illinois	3-3	4-3	0-0	7-6
Illinois State	1-0	0-0	0-0	1-0
Indiana	6-0	3-3	1-0	9-3
Iowa	3-2	3-3	0-1	6-6
Iowa State	0-0	0-0	0-1	0-1
Kansas	0-0	0-0	0-1	0-1
Lehigh	1-0	0-0	0-0	1-0
Louisville	1-0	0-0	0-0	1-0
Loyola	1-0	0-0	0-0	1-0
Marquette	2-1	1-2	0-0	3-3
Maryland	4-2	3-3	1-0	8-5
UMass Lowell	1-0	0-0	0-0	1-0
McNeese State	1-0	0-0	0-0	1-0
Michigan	5-2	1-4	0-1	6-7
Michigan State	2-4	2-4	0-3	4-11
Milwaukee	2-0	0-0	0-0	2-0
Minnesota	6-1	5-1	0-0	11-2
Nebraska	3-2	5-2	1-1	9-5
New Mexico	0-0	0-0	0-1	0-1

Team	Home	Away	Neut.	Total
Nicholls	1-0	0-0	0-0	1-0
North Carolina	0-0	0-0	1-1	1-1
North Carolina State	1-0	0-1	0-0	1-1
Northwestern	3-3	4-2	1-0	7-5
Notre Dame	0-0	0-0	0-1	0-1
Ohio State	4-2	3-2	0-1	7-5
Oklahoma	1-0	0-0	1-0	2-0
Oregon	0-0	0-0	0-1	0-1
Penn State	5-0	5-1	1-0	11-1
Pittsburgh	0-0	0-0	1-0	1-0
Prairie View A&M	1-0	0-0	0-0	1-0
Providence	0-1	0-0	0-0	0-1
Purdue	3-3	1-5	0-0	4-8
Rhode Island	1-0	0-0	0-0	1-0
Rider	1-0	0-0	0-0	1-0
Richmond	0-0	0-0	0-1	0-1
Rutgers	4-2	1-2	1-0	6-4
St. Francis Brooklyn	1-0	0-0	0-0	1-0
Saint Mary's	0-0	0-0	1-1	1-1
Savannah State	1-0	0-0	0-0	1-0
South Carolina State	1-0	0-0	0-0	1-0
South Dakota	1-0	0-0	0-0	1-0
Stanford	0-0	0-0	2-0	2-0
Syracuse	1-0	0-0	0-0	1-0
Temple	0-0	0-1	0-0	0-1
Tennessee	0-0	1-0	1-0	2-0
Texas A&M	0-0	0-0	1-0	1-0
UCLA	0-0	0-0	0-1	0-1
USC	0-0	0-0	1-0	1-0
Villanova	0-0	0-0	1-0	1-0
Virginia	0-0	0-1	0-1	0-2
Virginia Tech	0-0	0-0	1-0	1-0
Wake Forest	0-1	0-0	0-0	0-1
Western Kentucky	1-0	0-1	0-0	1-1
Western Michigan	1-0	0-0	0-0	1-0
Xavier	0-1	1-0	1-0	2-1
Yale	1-0	0-0	0-0	1-0
<b>Total</b>	<b>95-30</b>	<b>46-43</b>	<b>22-20</b>	<b>162-92</b>





## QUICK FACTS

- **Opened:** Jan. 17, 1998
- **Original cost:** \$76.4 Million
- **Student Section:** AreaRED
- **Building:** Named for U.S. Sen. Herb Kohl (D-Wisconsin), a 1956 graduate of UW-Madison, who donated \$25 million to the project.
- **Court:** Named for All-Big Ten player Albert "Ab" Nicholas (1950-52) and his wife, Nancy, who pledged \$10 million toward the original project.
- **All-Time record:** 345-67 (.837)
- **Big Ten record:** 175-52 (.771)
- **Record vs. Top-25:** 55-29 (.655)
- **Record under Gard:** 95-30 (.758)

# 17,071

The third-largest arena in the Big Ten Conference, the Kohl Center seats 17,071 for men's basketball. That includes the second-largest student section in the Big Ten of around 2,300.

# 25

Wisconsin is enjoying the 25th season of men's basketball at the Kohl Center, which opened in 1998.

# 6

Wisconsin has won 6 Big Ten regular season championships during the Kohl Center era, winning in 2002, 2003, 2008, 2015, 2020 and 2022.

# 3

Three retired jerseys hang in the Kohl Center rafters: #8 Ab Nicholas (1950-52), #24 Michael Finley (1992-95) and #44 Frank Kaminsky (2012-15).

## THE KOHL CENTER

The 2022-23 season marks the 25th year of Wisconsin men's basketball at the Kohl Center, which officially opened on Jan. 17, 1998. The Kohl Center was completed for a cost of \$76.4 million and has turned into one of the greatest home court advantages in all of college basketball.

- Wisconsin is 345-67 (.837) all-time at the Kohl Center, owning the 10th-best win percentage of any active NCAA Div. I venue.
- The Badgers have gone 175-52 (.771) against the Big Ten in the Kohl Center.
- Excluding the 2020-21 season in which fans were not allowed to attend, Wisconsin has led the Big Ten in attendance in each of the last 5 seasons and 15 of the last 19 years. UW has finished among the nation's top 7 in attendance each of the last 21 years.
- In addition to UW athletics, the Kohl Center has played host to several other big performers like: Elton John and Billy Joel, The Eagles, Tom Petty, Shania Twain, John Mellencamp, Cher, the Dave Matthews Band and the Dalai Lama.

## NCAA'S TOUGHEST VENUES

Since the Kohl Center opened in 1998, Wisconsin has been nearly unbeatable on its home floor. In fact, among active venues, Wisconsin owns one of the nation's top 10 home records.

Team	Record	Pct.
1. Gonzaga (McCarthy Center) . . . . .	266-16	.943
2. Kentucky (Rupp Arena) . . . . .	647-81	.889
3. Kansas (Allen Fieldhouse) . . . . .	845-117	.878
4. Belmont (Curb Events Center) . . . . .	233-33	.876
5. Michigan State (Breslin Center) . . . . .	458-70	.867
6. UCLA (Pauley Pavilion) . . . . .	793-125	.864
7. Murray State (CFSB Center) . . . . .	313-51	.860
8. Oregon (Matthew Knight Arena) . . . . .	192-32	.857
9. Xavier (Cintas Center) . . . . .	312-55	.850
10. Wisconsin (Kohl Center) . . . . .	344-67	.837

(games through 2022-23 season)

## BIG KOHL CENTER WINS

Most memorable home wins since opening in 1998:

**Jan. 17, 1998 - UW 56, Northwestern 33**

First-ever game in the Kohl Center

**Dec. 1, 2001 - UW 70, UW-Green Bay 57**

Bo Ryan's first victory at the Kohl Center

**Dec. 22, 2001 - UW 86, #14 MU 63**

Kirk Penney scores 33 points in UW's first win over a ranked team under Bo Ryan

**Jan. 5, 2002 - UW 72, #7 Illinois 66**

Ryan's first win over a top-10 team at UW

**Feb. 27, 2002 - UW 74, Michigan 54**

UW clinches share of first Big Ten title since '47

**Dec. 7, 2002 - UW 91, UNLV 74**

UW begins school-record 38-game home win streak - Alando Tucker 24 points, 18 rebounds

**March 5, 2003 - UW 60, #14 Illinois 59**

Devin Harris makes 1-of-2 FTs with 0.4 seconds left to clinch outright Big Ten title

**Dec. 23, 2004 - UW 85, UNC Green. 53**

UW wins school-record 34th-straight home game

**Jan. 16, 2005 - UW 62, #15 Mich. St. 59**

Wisconsin overcomes 8-point deficit with 1:58 remaining to win its 38th-straight home game

**March 1, 2005 - UW 62, Indiana 60**

Alando Tucker scores putback as time expires

**Feb. 15, 2006 - UW 78, #12 Ohio St. 73**

UW overcomes a nine-point halftime deficit to beat No. 12 Ohio State

**Dec. 16, 2006 - UW 89, #2 Pitt 75**

Alando Tucker and Brian Butch combine for 59 pts

**Jan. 9, 2007 - UW 72, #5 Ohio St. 69**

Badgers win the first matchup in school history of top-five teams

**March 3, 2007 - UW 52, Michigan St. 50**

Kammron Taylor wins it on 3FG with 3.9 seconds left

**Dec. 2, 2009 - UW 73, #6 Duke 69**

Trevon Hughes scores 26 as UW's win clinches Big Ten's first Big Ten/ACC title

**Jan. 9, 2010 - UW 73, #4 Purdue 66**

Jordan Taylor (23) and Jason Bohannon (20) help end Purdue's undefeated season

**Feb. 2, 2010 - UW 67, #5 Michigan State 49**

Badgers end MSU's 9-0 Big Ten start

**Feb. 12, 2011 - UW 71, #1 Ohio State 67**

Stopped OSU's 24-0 start and UW's first win over AP No. 1 since 1962

**Feb. 9, 2013 - UW 65, #2 Michigan 62 (OT)**

Ben Brust's half-court buzzer-beater sends game to overtime where UW wins

**Nov. 19, 2013 - UW 103, North Dakota 85**

UW's first 100-point game since '95, Frank Kaminsky scores UW record 43 points

**Feb. 9, 2014 - UW 60, #8 Michigan State 58**

Treavon Jackson hits game-winning jumper with 2.1 seconds left in Bo Ryan's 150th Big Ten win

**March 1, 2015 - #6 UW 68, Michigan State 61**

UW claims Big Ten title as Frank Kaminsky scores 31

**Dec. 23, 2015 - UW 84, Green Bay 79**

Greg Gard's first win as interim head coach

**Jan. 17, 2016 - UW 77, #4 Michigan State 76**

Gard's first ranked win, Koenig/Hayes total 52 pts

**Feb. 15, 2018 - UW 57, #6 Purdue 53**

Ethan Happ tallies 21 pts and 12 reb as Badgers raise Frank Kaminsky's No. 44 into rafters

**Jan. 19, 2019 - UW 64, #2 Michigan 54**

UW knocks off 17-0 Michigan behind 26 points, 10 rebounds and 7 assists from Ethan Happ

**Feb. 1, 2020 - UW 64, #14 Michigan State 63**

UW wins first game over MSU since 2016

**Dec. 19, 2020 - UW 85, #23 Louisville 48**

UW's largest-ever win over a top-25 team

**March 1, 2022 - #10 UW 70, #8 Purdue 67**

Chucky Hepburn's 3FG with 1.5 seconds left clinches Big Ten regular season championship

# 2 | JORDAN DAVIS

Junior | Guard | 6-4 | 200  
La Crosse, Wis. | La Crosse Central



Twitter: @jordan\_davis\_23 | Instagram: @jordan.davis.24

## INDIVIDUAL BENCHMARKS

	SEASON	CAREER
GP/GS	32/18	72/18
5+ POINTS:	17	18
10+ POINTS:	5	5
2+ 3-PTERS MADE:	7	7
LED UW IN PTS:	3	3
LED UW IN 3PT FG:	5	5

## GET TO KNOW JORDAN

Jordan Davis looks to establish himself in UW's lineup this season after earning playing time in 27 games last season for the Badgers. He averaged 6.5 minutes per game off the bench last year, including a season-high 7 points in UW's win at Minnesota. A standout athlete at La Crosse Central, Davis helped lead his team to the WIAA Division 2 state tournament each of his three years on the varsity team, capturing the state title in 2017. Davis finished his high school career with 1,101 points, 470 rebounds, 270 assists and 187 steals. Davis averaged 12.3 points, 5.5 rebounds and 3.7 assists per game as a senior, helping the Red Raiders complete a 20-5 season. On the football field, Davis was also an impressive wide receiver for the Red Raiders, posting 358 receiving yards with 5 TDs through three games before suffering a season-ending injury. He hauled in 49 receptions for 873 yards and 10 touchdowns as a junior.

## TOP PERFORMANCES

- **vs. USC (11/25/22):** Scored 8 points (3-5 FG), plus 3 rebounds and 1 steal playing 25 minutes in win.
- **GREEN BAY (11/15/22):** Led UW in scoring for the first time in his career, finishing with 11 points and a career-high 3 triples (3-6 3FG), plus 3 reb and 2 stl.
- **vs. Stanford (11/11/22):** Finished with a career-high 13 points (5-9 FG), 3 rebounds and 1 steal.
- **SOUTH DAKOTA (11/7/22):** Made first career start, finishing with 6 points and a career-high 6 rebounds
- **at MINNESOTA (2/23/22):** Played a season-high 20 minutes, finishing with 7 points (3-3 FG, 1-1 3FG), 2 rebounds and 2 assists.

## SEASON HIGHS

POINTS: 15 at Northwestern (1/23/23)  
FIELD GOALS: 6 at Northwestern (1/23/23)  
FG ATTEMPTS: 11 vs. Marquette (12/3/22)  
3-POINT FGs: 4 vs. Lehigh (12/15/22)  
3-POINT FGAS: 6 (6x) MR vs Rutgers (2/18/23)  
FREE THROWS: 2 (2x) MR vs. Green Bay (11/15/22)  
FT ATTEMPTS: 3 vs. Stanford (11/11/22)  
REBOUNDS: 8 (2x) MR vs. Minnesota (1/3/23)  
ASSISTS: 2 (2x) MR at Maryland (1/25/23)  
BLOCKS: 1 (3x) MR vs. Ohio State (3/8/23)  
STEALS: 2 vs. Green Bay (11/15/22)  
MINUTES: 37 (2x) MR at Northwestern (1/23/23)

## CAREER HIGHS

POINTS: 15 at Northwestern (1/23/23)  
FIELD GOALS: 6 at Northwestern (1/23/23)  
FG ATTEMPTS: 11 vs. Marquette (12/3/22)  
3-POINT FGs: 4 vs. Lehigh (12/15/22)  
3-POINT FGAS: 6 (6x) MR vs Rutgers (2/18/23)  
FREE THROWS: 2 (2x) MR vs. Green Bay (11/15/22)  
FT ATTEMPTS: 3 vs. Stanford (11/11/22)  
REBOUNDS: 8 (2x) MR vs. Minnesota (1/3/23)  
ASSISTS: 2 (2x) MR at Maryland (1/25/23)  
BLOCKS: 1 (5x) vs. Ohio State (3/8/23)  
STEALS: 2 vs. Green Bay (11/15/22)  
MINUTES: 37 (2x) MR at Northwestern (1/23/23)

## GAME-BY-GAME STATISTICS

### #2 DAVIS, Jordan

Opponent	Date	GS	MIN	Total		3-Pointers		Free throws		Rebounds		PF	A	TO	BLK	STL	PTS	AVG			
				FG-FGA	PCT	3FG-3FGA	PCT	FT-FTA	PCT	OFF	DEF								TOT	AVG	
South Dakota	11/07/2022	*	20:40	3-8	.375	0-2	.000	0-1	.000	1	5	6	6.0	1	0	0	0	6	6.0		
vs Stanford	11/11/2022	*	25:02	5-9	.556	1-3	.333	2-3	.667	3	0	3	4.5	3	0	1	0	1	13	9.5	
Green Bay	11/15/2022	*	32:59	3-7	.429	3-6	.500	2-2	1.000	1	2	3	4.0	0	1	0	1	2	11	10.0	
vs Dayton	11/23/2022	*	31:07	1-7	.143	0-4	.000	0-0	.000	2	6	8	5.0	1	1	0	0	1	2	8.0	
vs Kansas	11/24/2022	*	17:28	0-5	.000	0-3	.000	0-0	.000	0	4	4	4.8	1	1	0	0	0	0	6.4	
vs Southern California	11/25/2022	*	24:55	3-5	.600	1-3	.333	1-1	1.000	1	2	3	4.5	0	1	0	0	1	8	6.7	
Wake Forest	11/29/2022	*	14:18	1-2	.500	1-2	.500	0-0	.000	0	1	1	4.0	5	0	0	0	0	3	6.1	
at Marquette	12/03/2022	*	37:06	3-11	.273	2-6	.333	0-0	.000	2	2	4	4.0	4	1	1	0	1	8	6.4	
Maryland	12/06/2022	*	22:58	3-5	.600	1-3	.333	1-2	.500	1	5	6	4.2	2	0	0	0	1	8	6.6	
at Iowa	12/11/2022	*	22:48	2-4	.500	1-3	.333	0-0	.000	0	2	2	4.0	2	0	0	0	0	5	6.4	
Lehigh	12/15/2022	*	25:19	5-8	.625	4-6	.667	0-0	.000	0	5	5	4.1	0	0	0	0	1	14	7.1	
Western Mich.	12/30/2022	*	24:15	3-7	.429	2-6	.333	1-2	.500	0	2	2	3.9	1	2	0	0	0	9	7.3	
Minnesota	01/03/2023	*	27:39	3-5	.600	1-3	.333	0-0	.000	1	7	8	4.2	2	0	1	0	0	7	7.2	
at Illinois	01/07/2023	*	26:15	2-4	.500	1-3	.333	0-1	.000	0	4	4	4.2	3	0	0	0	0	5	7.1	
Michigan St.	01/10/2023	*	22:20	0-2	.000	0-1	.000	0-0	.000	1	2	3	4.1	2	0	0	0	1	0	6.6	
at Indiana	01/14/2023	*	13:50	0-2	.000	0-2	.000	0-0	.000	0	0	0	3.9	1	1	1	0	0	0	6.2	
Penn St.	01/17/2023	*	29:15	2-7	.286	0-3	.000	0-0	.000	1	5	6	4.0	1	1	0	0	0	4	6.1	
at Northwestern	01/23/2023	*	37:35	6-10	.600	3-6	.500	0-0	.000	3	3	6	4.1	5	1	0	1	1	15	6.6	
at Maryland	01/25/2023	*	29:55	1-5	.200	1-4	.250	0-0	.000	1	3	4	4.1	2	2	0	0	0	3	6.4	
Illinois	01/28/2023	*	21:39	0-4	.000	0-2	.000	0-0	.000	0	2	2	4.0	0	0	2	0	0	0	6.1	
at Ohio St.	02/02/2023	*	06:19	0-1	.000	0-1	.000	0-0	.000	0	0	0	3.8	2	0	0	0	1	0	5.8	
Northwestern	02/05/2023	*	14:04	0-2	.000	0-2	.000	0-0	.000	1	1	2	3.7	1	0	0	0	0	0	5.5	
at Penn St.	02/08/2023	*	17:33	3-5	.600	2-3	.667	0-0	.000	0	5	5	3.8	0	0	0	0	1	8	5.6	
at Nebraska	02/11/2023	*	15:27	2-4	.500	1-2	.500	0-0	.000	0	2	2	3.7	4	0	0	0	1	5	5.6	
Michigan	02/14/2023	*	12:38	2-4	.500	1-3	.333	0-0	.000	2	1	3	3.7	0	0	0	0	0	5	5.6	
Rutgers	02/18/2023	*	20:05	5-10	.500	3-6	.500	1-2	.500	2	2	4	3.7	1	0	0	0	0	14	5.9	
Iowa	02/22/2023	*	16:24	2-3	.667	0-1	.000	0-0	.000	1	2	3	3.7	1	0	0	0	0	4	5.8	
at Michigan	02/26/2023	*	14:06	0-2	.000	0-1	.000	0-0	.000	0	1	1	3.6	0	0	0	0	0	0	5.6	
Purdue	03/02/2023	*	12:17	1-3	.333	1-2	.500	0-0	.000	0	0	0	3.4	0	0	1	0	0	3	5.5	
at Minnesota	03/05/2023	*	06:31	0-3	.000	0-2	.000	0-0	.000	1	1	2	3.4	0	0	0	0	0	0	5.3	
vs Ohio St.	03/08/2023	*	19:20	3-6	.500	1-3	.333	0-0	.000	3	1	4	3.4	2	1	0	1	1	7	5.4	
Bradley	03/14/2023	*	14:19	2-5	.400	0-2	.000	0-0	.000	0	2	2	3.4	1	0	0	0	0	4	5.3	
Totals			18	676:26	66-165	.400	31-99	.313	8-14	.571	28	80	108	3.4	48	13	7	4	13	171	5.3

## CAREER STATISTICS

### DAVIS, Jordan

				Field Goals		3-Point		F-Throws		Rebounds				Scoring						
SEASON	TEAM	GP-GS	MIN/AVG	FG-FGA	FG%	3FG-3FGA	3FG%	FT-FTA	FT%	OFF	DEF	TOT	AVG	PF-FO	A	TO	BLK	STL	PTS	AVG
2020-21	Wisc	13-0	20/1.6	3-6	.500	2-5	.400	0-0	.000	0	1	1	0.1	0-0	0	1	0	0	8	0.6
2021-22	Wisc	27-0	175/6.5	13-40	.325	8-28	.286	1-3	.333	9	15	24	0.9	19-0	4	6	3	4	35	1.3
2022-23	Wisc	32-18	676/21.1	66-165	.400	31-99	.313	8-14	.571	28	80	108	3.4	48-2	13	7	4	13	171	5.3
TOTAL		72-18	872/12.1	82-211	.389	41-132	.311	9-17	.529	37	96	133	1.8	67-2	17	14	7	17	214	3.0

3 | CONNOR ESSEGIAN

Freshman | Guard | 6-4 | 185  
Fort Wayne, Ind. | Central Noble



Twitter: @CEssegian | Instagram: @connoressegian

INDIVIDUAL BENCHMARKS		
	SEASON	CAREER
GP/GS:	32/16	32/16
10+ POINTS:	23	23
15+ POINTS:	8	8
2+ 3-PTERS MADE:	23	23
LED TEAM IN 3FGS:	15	15

GET TO KNOW CONNOR

True freshman guard Connor Essegian (pronounced "eh-SEE-gin") begins his first season with the Badgers after finishing his high school career as one of the most prolific prep scorers in Indiana basketball history. The 6-foot-4 guard from Fort Wayne, Indiana scored 2,526 career points for Central Noble High School, which ranked No. 10 on the all-time scoring list in the state of Indiana. Finishing as Central Noble's all-time leading scorer, he broke a record that stood for 44 years. His senior season, Essegian averaged over 26 points per game, converting 43 percent from 3-point range and 68 percent overall from the floor. He led Central Noble to the Class 2A state basketball championship game his senior season. As a sophomore, Essegian led Central Noble to its first NECC Tournament title in 50 years and the best season in program history at 22-5 overall. He scored 648 points that sophomore season, which went down as the highest single-season scoring total in Noble county history.

- TOP PERFORMANCES
- **vs. #3 Kansas (11/24/22):** Played a career-high 31 minutes off the bench, sparking the Badgers with 17 points (6-12 FG), plus 5 rebounds.
  - **vs. USC (11/25/22):** Hit a career-high 4 triples, finishing with 12 points (4-6 3FG) and 4 rebounds.
  - **vs. Dayton (11/23/22):** Scored a team-high 13 points (3-6 FG, 2-4 3FG) in 19 minutes off the bench.

SEASON HIGHS	
POINTS:	24 at Michigan (2/26/23)
FIELD GOALS:	10 at Michigan (2/26/23)
FG ATTEMPTS:	21 at Michigan (2/26/23)
3-POINT FGS:	5 vs. Northwestern (2/5/23)
3-POINT FGAS:	11 vs. Northwestern (2/5/23)
FREE THROWS:	9 (2x) MR vs. Bradley (3/14/23)
FT ATTEMPTS:	10 vs. Michigan (2/14/23)
REBOUNDS:	11 at Indiana (1/14/23)
ASSISTS:	3 (2x) MR vs. Maryland (12/6/22)
BLOCKS:	1 (2x) MR vs. Maryland (12/6/22)
STEALS:	2 vs. Minnesota (1/3/23)
MINUTES:	39 at Nebraska (2/11/23)

CAREER HIGHS	
POINTS:	24 at Michigan (2/26/23)
FIELD GOALS:	10 at Michigan (2/26/23)
FG ATTEMPTS:	21 at Michigan (2/26/23)
3-POINT FGS:	5 vs. Northwestern (2/5/23)
3-POINT FGAS:	11 vs. Northwestern (2/5/23)
FREE THROWS:	9 (2x) MR vs. Bradley (3/14/23)
FT ATTEMPTS:	10 vs. Michigan (2/14/23)
REBOUNDS:	11 at Indiana (1/14/23)
ASSISTS:	3 (2x) MR vs. Maryland (12/6/22)
BLOCKS:	1 (2x) MR vs. Maryland (12/6/22)
STEALS:	2 vs. Minnesota (1/3/23)
MINUTES:	39 at Nebraska (2/11/23)

# GAME-BY-GAME STATISTICS

## #3 ESSEGAN, Connor

Opponent	Date	GS	MIN	Total FG-FGA	PCT	3-Pointers 3FG-3FGA	PCT	Free throws FT-FTA	PCT	Rebounds OFF DEF TOT	AVG	PF	A	TO	BLK	STL	PTS	AVG			
South Dakota	11/07/2022		14:23	2-3	.667	2-3	.667	0-0	.000	0	1	1	1.0	2	1	1	0	6	6.0		
vs Stanford	11/11/2022		23:01	3-9	.333	2-4	.500	0-0	.000	0	2	2	1.5	1	0	0	0	8	7.0		
Green Bay	11/15/2022		07:29	0-1	.000	0-0	.000	2-2	1.000	0	1	1	1.3	0	0	0	2	2	5.3		
vs Dayton	11/23/2022		19:23	3-6	.500	2-4	.500	5-5	1.000	0	2	2	1.5	1	0	1	0	1	13	7.3	
vs Kansas	11/24/2022		31:05	6-12	.500	3-7	.429	2-2	1.000	1	4	5	2.2	2	1	1	0	1	17	9.2	
vs Southern California	11/25/2022		25:27	4-8	.500	4-6	.667	0-0	.000	0	4	4	2.5	1	0	1	0	1	12	9.7	
Wake Forest	11/29/2022		22:60	3-7	.429	2-5	.400	4-4	1.000	2	2	4	2.7	2	2	3	0	0	12	10.0	
at Marquette	12/03/2022		22:50	5-10	.500	2-5	.400	0-0	.000	1	2	3	2.8	4	3	1	0	1	12	10.3	
Maryland	12/06/2022		22:06	2-7	.286	2-5	.400	2-2	1.000	0	1	1	2.6	0	3	0	0	1	8	10.0	
at Iowa	12/11/2022		32:15	5-11	.455	2-6	.333	2-2	1.000	0	6	6	2.9	0	1	3	0	1	14	10.4	
Lehigh	12/15/2022		20:08	5-10	.500	3-7	.429	0-0	.000	2	4	6	3.2	1	0	1	0	1	13	10.6	
Western Mich.	12/30/2022		23:07	2-6	.333	2-6	.333	2-2	1.000	0	2	2	3.1	2	1	0	0	0	8	10.4	
Minnesota	01/03/2023		19:42	3-7	.429	1-3	.333	4-5	.800	0	4	4	3.2	1	0	1	0	2	11	10.5	
at Illinois	01/07/2023		22:39	2-5	.400	1-3	.333	0-0	.000	0	0	0	2.9	3	0	2	0	0	5	10.1	
Michigan St.	01/10/2023		27:40	5-7	.714	3-4	.750	0-0	.000	1	0	1	2.8	0	0	0	0	0	13	10.3	
at Indiana	01/14/2023		33:18	4-13	.308	3-7	.429	3-4	.750	2	9	11	3.3	1	1	1	0	0	14	10.5	
Penn St.	01/17/2023	*	33:20	4-7	.571	2-4	.500	0-0	.000	0	3	3	3.3	3	0	0	0	1	10	10.5	
at Northwestern	01/23/2023	*	34:53	3-11	.273	2-8	.250	2-2	1.000	0	4	4	3.3	1	2	1	0	0	10	10.4	
at Maryland	01/25/2023	*	34:57	6-12	.500	4-6	.667	3-4	.750	1	3	4	3.4	2	0	2	0	0	19	10.9	
Illinois	01/28/2023	*	26:34	0-5	.000	0-4	.000	3-4	.750	0	0	0	3.2	2	1	2	0	0	3	10.5	
at Ohio St.	02/02/2023	*	35:26	5-10	.500	2-5	.400	5-6	.833	1	6	7	3.4	2	1	1	0	1	17	10.8	
Northwestern	02/05/2023	*	34:25	5-14	.357	5-11	.455	0-1	.000	1	3	4	3.4	2	1	0	0	0	15	11.0	
at Penn St.	02/08/2023	*	34:18	6-9	.667	4-7	.571	2-2	1.000	0	1	1	3.3	3	1	1	0	1	18	11.3	
at Nebraska	02/11/2023	*	39:15	5-14	.357	3-10	.300	0-0	.000	3	5	8	3.5	2	1	1	0	1	13	11.4	
Michigan	02/14/2023	*	31:47	6-12	.500	2-7	.286	9-10	.900	0	3	3	3.5	3	1	1	0	1	23	11.8	
Rutgers	02/18/2023	*	21:12	0-10	.000	0-7	.000	2-2	1.000	0	2	2	3.4	2	1	0	0	1	2	11.5	
Iowa	02/22/2023	*	31:26	5-13	.385	2-7	.286	5-7	.714	1	4	5	3.5	1	1	1	0	0	17	11.7	
at Michigan	02/26/2023	*	36:33	10-21	.476	1-8	.125	3-3	1.000	0	3	3	3.5	4	0	1	0	1	24	12.1	
Purdue	03/02/2023	*	26:43	3-8	.375	2-4	.500	0-0	.000	0	2	2	3.4	4	0	0	0	0	8	12.0	
at Minnesota	03/05/2023	*	32:05	4-10	.400	1-2	.500	2-2	1.000	2	4	6	3.5	1	0	3	1	0	11	11.9	
vs Ohio St.	03/08/2023	*	26:36	4-13	.308	1-7	.143	2-2	1.000	2	6	8	3.6	3	0	1	0	0	11	11.9	
Bradley	03/14/2023	*	30:48	2-11	.182	1-6	.167	9-9	1.000	3	2	5	3.7	0	1	0	0	0	14	12.0	
Totals			16	877:49	122-302	.404	66-178	.371	73-82	.890	23	95	118	3.7	56	24	33	1	18	383	12.0

CAREER STATISTICS

ESSEGIAN, Connor

				Field Goals		3-Point		F-Throws		Rebounds									Scoring		
SEASON	TEAM	GP-GS	MIN	AVG	FG-FGA	FG%	3FG-3FGA	3FG%	FT-FTA	FT%	OFF	DEF	TOT	AVG	PF-FO	A	TO	BLK	STL	PTS	AVG
2022-23	Wisc	32-16	878	27.4	122-302	.404	66-178	.371	73-82	.890	23	95	118	3.7	56-0	24	33	1	18	383	12.0
TOTAL		32-16	878	27.4	122-302	.404	66-178	.371	73-82	.890	23	95	118	3.7	56-0	24	33	1	18	383	12.0



# 4 | KAMARI McGEE

Sophomore | Guard | 6-0 | 180  
Racine, Wis. | Racine St. Catherine's (Green Bay)



Twitter: @KamariMcGee | Instagram: @killa.\_kam

## INDIVIDUAL BENCHMARKS

	SEASON	CAREER
GP/GS:	28/0	58/22
10+ POINTS:	--	16
20+ POINTS:	--	5
5+ REBOUNDS:	--	5
3+ ASSISTS:	--	9
2+ STEALS:	--	8
LED TEAM IN PTS:	--	11
LED TEAM IN AST:	--	12

## GET TO KNOW KAMARI

A sophomore from Racine, Wisconsin, Kamari McGee returns home to play for the Badgers after transferring from Green Bay. The point guard was named to the 2021-22 Horizon League All-Freshman Team last season, playing in 30 games (20 starts) for the Phoenix as the team's leading scorer with 11.6 points per game. McGee posted four 20-plus point performances in his freshman season at Green Bay, including a career-high 24 points against Wright State. A standout prep athlete at Racine St. Catherine's, McGee helped lead the Angels to a 29-1 record his senior season and capture the 2020 WIAA Division 3 state championship. He averaged 17 points, seven rebounds and four assists per game as a senior.

## TOP CAREER PERFORMANCES

- at Marquette (12/03/22): Scored his first points as a Badger, finishing with 5 pts off the bench in a win.
- WRIGHT STATE (2/9/22): Finished with a career-high 24 points, 5 rebounds and 5 steals.

## SEASON HIGHS

POINTS: 9 vs. Rutgers (2/18/23)  
FIELD GOALS: 3 vs. Michigan (2/14/23)  
FG ATTEMPTS: 8 vs. Rutgers (2/18/23)  
3-POINT FGS: 3 vs. Rutgers (2/18/23)  
3-POINT FGAS: 6 vs. Rutgers (2/18/23)  
FREE THROWS: 4 at Michigan (2/26/23)  
FT ATTEMPTS: 4 at Michigan (2/26/23)  
REBOUNDS: 3 (2X) MR vs. Bradley (3/14/23)  
ASSISTS: 2 (2X) MR vs. Lehigh (12/15/22)  
BLOCKS: --  
STEALS: 1 (6X) MR at Michigan (2/26/23)  
MINUTES: 24 at Michigan (2/26/23)

## CAREER HIGHS

POINTS: 24 vs. Wright State (2/9/22)\*  
FIELD GOALS: 9 (2X) MR vs. Wright State (2/9/22)\*  
FG ATTEMPTS: 19 vs. UIC (1/15/22)\*  
3-POINT FGS: 3 vs. Rutgers (2/18/23)  
3-POINT FGAS: 8 at Milwaukee (2/13/22)\*  
FREE THROWS: 8 vs. Milwaukee (1/5/22)\*  
FT ATTEMPTS: 8 vs. Milwaukee (1/5/22)\*  
REBOUNDS: 9 (2X) MR vs. Detroit (3/1/22)\*  
ASSISTS: 4 (2X) MR vs. Cleveland St (2/20/22)\*  
BLOCKS: 1 (2X) MR vs. Pur-Ft Wayne (2/18/22)\*  
STEALS: 4 at IUPUI (2/26/22)\*  
MINUTES: 40 vs. UIC (1/15/22)\*

\*recorded at Green Bay

## GAME-BY-GAME STATISTICS

### #4 MCGEE, Kamari

Opponent	Date	GS	MIN	Total		3-Pointers		Free throws		Rebounds				PF	A	TO	BLK	STL	PTS	AVG	
				FG-FGA	PCT	3FG-3FGA	PCT	FT-FTA	PCT	OFF	DEF	TOT	AVG								
South Dakota	11/07/2022		08:02	0-1	.000	0-1	.000	0-0	.000	0	2	2	2.0	2	2	1	0	1	0	0.0	
vs Stanford	11/11/2022		01:37	0-0	.000	0-0	.000	0-0	.000	0	0	0	1.0	1	0	0	0	0	0.0		
Green Bay	11/15/2022		05:30	0-0	.000	0-0	.000	0-0	.000	0	0	0	0.7	1	1	1	0	0	0.0		
vs Kansas	11/24/2022		04:44	0-0	.000	0-0	.000	0-0	.000	0	1	1	0.8	3	0	0	0	0	0.0		
at Marquette	12/03/2022		09:55	2-3	.667	1-2	.500	0-0	.000	1	1	2	1.0	0	0	1	0	0	5.1		
Maryland	12/06/2022		02:31	0-0	.000	0-0	.000	0-0	.000	0	0	0	0.8	0	0	0	0	0	0.8		
at Iowa	12/11/2022		03:47	0-1	.000	0-1	.000	0-0	.000	0	0	0	0.7	0	0	0	0	1	0.7		
Lehigh	12/15/2022		11:53	0-1	.000	0-1	.000	0-0	.000	0	1	1	0.8	2	2	1	0	1	0.6		
Western Mich.	12/30/2022		08:41	0-1	.000	0-1	.000	1-2	.500	0	1	1	0.8	0	1	0	0	0	1.7		
Minnesota	01/03/2023		03:30	0-0	.000	0-0	.000	0-0	.000	0	0	0	0.7	0	0	0	0	0	0.6		
at Illinois	01/07/2023		02:29	0-1	.000	0-1	.000	0-0	.000	0	0	0	0.6	1	0	1	0	0	0.5		
at Indiana	01/14/2023		01:43	1-1	1.000	0-0	.000	0-0	.000	0	0	0	0.6	0	0	0	0	0	2.0		
Penn St.	01/17/2023		02:45	0-0	.000	0-0	.000	0-0	.000	0	0	0	0.5	0	0	0	0	0	0.6		
at Northwestern	01/23/2023		06:38	1-1	1.000	1-1	1.000	0-0	.000	0	1	1	0.6	2	0	0	0	0	3.8		
at Maryland	01/25/2023		08:33	0-4	.000	0-1	.000	0-0	.000	0	0	0	0.5	0	0	0	0	1	0.7		
Illinois	01/28/2023		01:26	0-0	.000	0-0	.000	0-0	.000	0	0	0	0.5	1	0	0	0	0	0.7		
at Ohio St.	02/02/2023		04:44	0-0	.000	0-0	.000	0-0	.000	0	0	0	0.5	0	1	0	0	0	0.6		
Northwestern	02/05/2023		03:48	1-1	1.000	0-0	.000	0-0	.000	0	1	1	0.5	1	1	0	0	1	2.0		
at Penn St.	02/08/2023		04:54	0-0	.000	0-0	.000	0-0	.000	0	0	0	0.5	1	1	0	0	0	0.7		
at Nebraska	02/11/2023		02:55	0-0	.000	0-0	.000	0-0	.000	0	0	0	0.5	1	1	0	0	0	0.7		
Michigan	02/14/2023		13:42	3-4	.750	0-1	.000	0-0	.000	1	0	1	0.5	0	1	1	0	0	6.9		
Rutgers	02/18/2023		22:34	3-8	.375	3-6	.500	0-0	.000	0	1	1	0.5	1	1	0	0	0	9.1		
Iowa	02/22/2023		04:04	0-0	.000	0-0	.000	0-0	.000	0	1	1	0.5	1	1	1	0	0	1.2		
at Michigan	02/26/2023		24:37	1-5	.200	0-1	.000	4-4	1.000	2	1	3	0.6	1	0	0	0	1	6.4		
Purdue	03/02/2023		05:57	0-3	.000	0-3	.000	0-0	.000	0	0	0	0.6	1	1	1	0	0	1.4		
at Minnesota	03/05/2023		04:57	0-1	.000	0-1	.000	0-0	.000	0	0	0	0.6	0	0	0	0	0	1.3		
vs Ohio St.	03/08/2023		10:07	1-3	.333	0-0	.000	0-0	.000	0	1	1	0.6	0	0	0	0	0	2.1		
Bradley	03/14/2023		07:49	1-4	.250	0-1	.000	0-0	.000	0	3	3	0.7	2	0	0	0	0	2.4		
Totals			0	193:53	14-43	.326	5-22	.227	5-6	.833	4	15	19	0.7	22	14	8	0	6	38	1.4

## CAREER STATISTICS

### MCGEE, Kamari

Field Goals																3-Point		F-Throws		Rebounds		PF-FO		A		TO		BLK		STL		Scoring	
SEASON	TEAM	GP-GS	MIN/AVG	FG-FGA	FG%	3FG-3FGA	3FG%	FT-FTA	FT%	OFF	DEF	TOT	AVG	PF-FO	A	TO	BLK	STL	PTS	AVG													
2021-22	GB	30-21	873/29.1	132-340	.388	25-91	.275	59-73	.808	16	67	83	2.8	72-1	58	76	2	32	348	11.6													
2022-23	Wisc	28-0	194/6.9	14-43	.326	5-22	.227	5-6	.833	4	15	19	0.7	22-0	14	8	0	6	38	1.4													
TOTAL FOR Wisc		28-0	194/6.9	14-43	.326	5-22	.227	5-6	.833	4	15	19	0.7	22-0	14	8	0	6	38	1.4													
TOTAL		58-21	1067/18.4	146-383	.381	30-113	.265	64-79	.810	20	82	102	1.8	94-1	72	84	2	38	386	6.7													

5 | TYLER WAHL

Senior | Forward | 6-9 | 225  
Lakeville, Minn. | Lakeville North



Twitter: @tjwahl01 | Instagram: @tjwahl01

INDIVIDUAL BENCHMARKS		
	SEASON	CAREER
GP/GS:	29/29	123/82
10+ POINTS:	17	41
20+ POINTS:	3	6
5+ REBOUNDS:	20	62
10+ REBOUNDS:	5	12
DOUBLE-DOUBLES:	5	9
2+ BLOCKS:	3	15
LED UW IN PTS:	6	10
LED UW IN REB:	12	28

GET TO KNOW TYLER

Senior forward Tyler Wahl has not only become one of the most valuable players in the Big Ten, but one of the most versatile in the country. Wahl is the most experienced Badger on this season's squad. Skilled both defensively and offensively, Wahl averaged 11.4 points and 5.9 rebounds per game last season, while also leading the team in steals (37) and ranking second in blocks (25). One of Wahl's best performances came in UW's Big Ten title-clinching home win over No. 8 Purdue, during which he posted a team-high 19 points, five steals, two blocks, two rebounds and two assists. As a prep senior at Lakeville North, Wahl averaged 18.0 points, 10.0 rebounds and 6.6 assists per game, leading the Panthers to a 27-5 record, the school's first-ever conference title, and an appearance in the Class AAAA state championship game. He earned back-to-back AP second-team All-State honors as a junior and senior, setting the school record for rebounds (905) and finishing third in Panther history with 1,397 points.

- HONORS
- 2022 Battle 4 Atlantis All-Tournament Team
  - 2022 All-Big Ten Honorable Mention

- TOP SEASON PERFORMANCES
- **vs. #3 Kansas (11/24/22):** Matched a career-high with 23 points, plus 10 reb, 3 stl and 2 ast.
  - **SOUTH DAKOTA (11/7/22):** Posted his 5th career double-double with 19 points and 10 rebounds.
  - **#8 PURDUE (3/1/22):** Team-high 19 points and career-high 5 steals in conference clinching win
  - **RUTGERS (2/12/22):** Led UW with a career-high 23 points (9-14 FG, 1-1 3FG, 4-5 FT), 3 reb, 2 ast, 2 stl
  - **#16 OHIO STATE (1/13/22):** Scored 20 points, grabbed 7 rebounds, dished 6 assists, and 3 steals

SEASON HIGHS		CAREER HIGHS	
POINTS:	23 vs. Kansas (11/24/22)	POINTS:	23 (2x) MR vs. Kansas (11/24/22)
FIELD GOALS:	9 at Iowa (12/11/22)	FIELD GOALS:	9 (2x) MR at Iowa (12/11/22)
FG ATTEMPTS:	19 vs. Kansas (11/24/22)	FG ATTEMPTS:	19 vs. Kansas (11/24/22)
3-POINT FGS:	1 (9x) MR vs. Ohio State (3/8/23)	3-POINT FGS:	2 (3x) MR vs. Ohio State (1/13/22)
3-POINT FGAS:	4 at Northwestern (1/23/23)	3-POINT FGAS:	5 at Nebraska (2/10/21)
FREE THROWS:	9 vs. South Dakota (11/7/22)	FREE THROWS:	9 vs. South Dakota (11/7/22)
FT ATTEMPTS:	10 vs. South Dakota (11/7/22)	FT ATTEMPTS:	12 vs. Illinois St (12/29/21)
REBOUNDS:	14 vs. Iowa (2/22/23)	REBOUNDS:	15 vs. Green Bay (12/1/20)
ASSISTS:	8 at Penn State (2/8/23)	ASSISTS:	8 at Penn State (2/8/23)
BLOCKS:	2 (3x) MR at Penn State (2/8/23)	BLOCKS:	4 vs. Saint Mary's (11/24/21)
STEALS:	4 at Iowa (12/6/22)	STEALS:	5 (2x) MR vs. Nebraska (3/6/22)
MINUTES:	42 at Penn State (2/8/23)	MINUTES:	42 at Penn State (2/8/23)

# GAME-BY-GAME STATISTICS

## #5 WAHL, Tyler

Opponent	Date	GS	MIN	Total		3-Pointers		Free throws		Rebounds				PF	A	TO	BLK	STL	PTS	AVG
				FG-FGA	PCT	3FG-3FGA	PCT	FT-FTA	PCT	OFF	DEF	TOT	AVG							
South Dakota	11/07/2022	*	26:58	5-11	.455	0-3	.000	9-10	.900	3	7	10	10.0	2	4	3	1	2	19	19.0
vs Stanford	11/11/2022	*	32:48	6-13	.462	1-2	.500	4-8	.500	1	4	5	7.5	2	0	2	0	3	17	18.0
Green Bay	11/15/2022	*	23:49	2-11	.182	0-1	.000	4-4	1.000	2	7	9	8.0	4	0	4	0	0	8	14.7
vs Dayton	11/23/2022	*	24:06	1-8	.125	0-2	.000	1-1	1.000	2	1	3	6.8	4	0	3	0	1	3	11.8
vs Kansas	11/24/2022	*	35:00	8-19	.421	0-1	.000	7-8	.875	3	7	10	7.4	4	2	2	0	3	23	14.0
vs Southern California	11/25/2022	*	35:22	6-12	.500	0-1	.000	2-3	.667	1	8	9	7.7	0	3	2	0	0	14	14.0
Wake Forest	11/29/2022	*	30:55	6-14	.429	0-1	.000	5-5	1.000	1	3	4	7.1	3	2	2	0	0	17	14.4
at Marquette	12/03/2022	*	38:33	6-12	.500	1-3	.333	2-4	.500	0	7	7	7.1	3	1	5	1	2	15	14.5
Maryland	12/06/2022	*	28:48	3-10	.300	0-1	.000	3-7	.429	0	5	5	6.9	5	3	3	2	1	9	13.9
at Iowa	12/11/2022	*	40:05	9-14	.643	1-2	.500	2-5	.400	1	6	7	6.9	4	3	4	0	4	21	14.6
Lehigh	12/15/2022	*	31:50	5-11	.455	1-1	1.000	2-4	.500	2	5	7	6.9	0	4	3	0	2	13	14.5
Western Mich.	12/30/2022	*	25:45	5-10	.500	0-0	.000	0-2	.000	1	4	5	6.8	2	2	2	2	0	10	14.1
Minnesota	01/03/2023	*	08:50	1-5	.200	0-1	.000	0-0	.000	0	2	2	6.4	0	0	1	0	1	2	13.2
Penn St.	01/17/2023	*	32:50	3-10	.300	1-1	1.000	3-6	.500	2	3	5	6.3	3	2	1	1	1	10	12.9
at Northwestern	01/23/2023	*	35:01	4-10	.400	1-4	.250	2-5	.400	1	4	5	6.2	4	3	4	0	0	11	12.8
at Maryland	01/25/2023	*	32:18	6-13	.462	0-0	.000	1-1	1.000	1	3	4	6.1	1	3	1	0	0	13	12.8
Illinois	01/28/2023	*	19:17	4-7	.571	1-2	.500	0-0	.000	0	4	4	5.9	4	1	1	0	0	9	12.6
at Ohio St.	02/02/2023	*	33:58	2-10	.200	0-1	.000	1-5	.200	2	2	4	5.8	2	2	1	0	2	5	12.2
Northwestern	02/05/2023	*	29:42	2-5	.400	0-0	.000	1-4	.250	0	1	1	5.6	3	4	1	0	1	5	11.8
at Penn St.	02/08/2023	*	42:32	6-10	.600	0-1	.000	4-6	.667	1	5	6	5.6	1	8	1	2	1	16	12.0
at Nebraska	02/11/2023	*	39:40	1-6	.167	0-0	.000	4-6	.667	2	5	7	5.7	5	5	0	1	6	11.7	
Michigan	02/14/2023	*	33:20	2-11	.182	0-0	.000	2-4	.500	5	4	9	5.8	3	0	1	0	0	6	11.5
Rutgers	02/18/2023	*	31:33	3-5	.600	0-0	.000	1-1	1.000	0	6	6	5.8	2	6	1	0	2	7	11.3
Iowa	02/22/2023	*	36:18	5-8	.625	0-1	.000	1-2	.500	2	12	14	6.2	2	2	3	0	1	11	11.3
at Michigan	02/26/2023	*	40:51	3-9	.333	0-0	.000	4-5	.800	2	9	11	6.4	3	2	1	1	1	10	11.2
Purdue	03/02/2023	*	30:17	2-11	.182	1-2	.500	0-0	.000	0	3	3	6.2	2	4	1	0	1	5	11.0
at Minnesota	03/05/2023	*	38:19	8-11	.727	0-0	.000	5-5	1.000	1	6	7	6.3	3	2	3	0	0	21	11.3
vs Ohio St.	03/08/2023	*	36:39	8-16	.500	1-2	.500	2-4	.500	6	4	10	6.4	4	3	2	1	3	19	11.6
Bradley	03/14/2023	*	16:47	1-2	.500	0-0	.000	1-2	.500	0	2	2	6.2	4	2	1	1	2	3	11.3
Totals			29 912:12	123-294	.418	9-33	.273	73-117	.624	42	139	181	6.2	79	73	63	13	34	328	11.3

CAREER STATISTICS

WAHL, Tyler

SEASON TEAM	GP-GS	MIN/AVG	Field Goals		3-Point		F-Throws		Rebounds				Scoring				Scoring		
			FG-FGA	FG%	3FG-3FGA	3FG%	FT-FTA	FT%	OFF	DEF	TOT	AVG	PP-FO	A	TO	BLK	STL	PTS	AVG
2019-20 Wisc	31-3	478/15.4	34-79	.430	6-28	.214	7-18	.389	34	48	82	2.6	64-0	32	33	5	20	81	2.6
2020-21 Wisc	31-18	762/24.6	58-133	.436	10-36	.278	34-60	.567	33	100	133	4.3	68-1	42	28	21	31	160	5.2
2021-22 Wisc	32-32	973/30.4	145-281	.516	6-37	.162	70-100	.700	52	137	189	5.9	80-1	49	52	25	37	366	11.4
2022-23 Wisc	29-29	912/31.5	123-294	.418	9-33	.273	73-117	.624	42	139	181	6.2	79-2	73	63	13	34	328	11.3
TOTAL	123-82	3125/25.4	360-787	.457	31-134	.231	184-295	.624	161	424	585	4.8	291-4	196	176	64	122	935	7.6

11 | MAX KLESMIT

Junior | Guard | 6-3 | 200  
Neenah, Wis. | Neenah



Twitter: @maxkle2 | Instagram: @maxklesmit

INDIVIDUAL BENCHMARKS

	SEASON	CAREER
GP/GS:	30/30	80/63
10+ POINTS:	12	44
20+ POINTS:	--	7
5+ REBOUNDS:	3	15
3+ ASSISTS:	5	15
LED TEAM IN PTS:	1	13
LED TEAM IN 3FGS:	5	21

GET TO KNOW MAX

A junior guard from Neenah, Wisconsin, Max Klesmit returns home to the state of Wisconsin looking to live out a life-long dream of playing for the Badgers. Klesmit spent the last two seasons at Wofford, where he played in 50 games and made 33 starts. The team's second-leading scorer his sophomore season, Klesmit was a third-team All-Southern Conference honoree after he averaged 14.9 points per game and shot 44.6 percent from the floor. A standout prep athlete at Neenah High School, Klesmit was named the Fox Valley Association Player of the Year as a senior, averaging 25.5 points and 7.8 rebounds per game while leading the Rockets to a 23-2 record and a section final.

HONORS

- 2021-22 Third-Team All-Southern Conference
- 2020-21 Southern Conference All-Freshman Team
- 2020-21 Southern Conference Academic Honor Roll

TOP CAREER PERFORMANCES

- vs. #3 Kansas (11/24/22): Played a career-high 43 minutes, finishing with 13 points (4-6 FG, 2-3 3FG).
- SOUTH DAKOTA (11/7/22): Made his Badger debut, finishing with 11 points (2-3 3FG).
- THE CITADEL (1/19/22): Matched career-high with 27 points (10-16 FG, 5-8 3FG), plus 5 rebounds
- at South Carolina (11/23/22): Scored a career-high 27 points (8-10 FG, 5-7 3FG), plus 4 steals

SEASON HIGHS

POINTS: 19 (2x) MR vs Purdue (3/2/23)  
FIELD GOALS: 7 (2x) MR vs Purdue (3/2/23)  
FG ATTEMPTS: 12 at Michigan (2/26/23)  
3-POINT FGS: 5 at Michigan (2/26/23)  
3-POINT FGAS: 8 (3x) MR at Michigan (2/26/23)  
FREE THROWS: 5 vs. Bradley (3/14/23)  
FT ATTEMPTS: 8 vs. Bradley (3/14/23)  
REBOUNDS: 8 (2x) MR at Nebraska (2/11/23)  
ASSISTS: 4 vs. Marquette (12/3/22)  
BLOCKS: 2 at Michigan (2/26/23)  
STEALS: 3 (4x) MR vs. Bradley (3/14/23)  
MINUTES: 43 vs. Kansas (11/24/22)

CAREER HIGHS

POINTS: 27 (2x) MR vs. The Citadel (1/19/22)\*  
FIELD GOALS: 10 vs. The Citadel (1/19/22)\*  
FG ATTEMPTS: 16 (3x) MR at Chattanooga (1/26/22)\*  
3-POINT FGS: 5 (3x) MR at Michigan (2/26/23)  
3-POINT FGAS: 10 (3x) MR vs. ETSU (2/5/22)\*  
FREE THROWS: 7 (2x) MR at Samford (2/9/22)\*  
FT ATTEMPTS: 10 at Samford (2/9/22)\*  
REBOUNDS: 8 (2x) MR at Nebraska (2/11/23)  
ASSISTS: 6 vs. W Carolina (2/12/22)\*  
BLOCKS: 2 at Michigan (2/26/23)  
STEALS: 5 at The Citadel (2/16/22)\*  
MINUTES: 43 vs. Kansas (11/24/22)

\*recorded at Wofford

GAME-BY-GAME STATISTICS

#11 KLESMIT, Max

Opponent	Date	GS	MIN	Total		3-Pointers		Free throws		Rebounds		PF	A	TO	BLK	STL	PTS	AVG			
				FG	FGA	PCT	3FG	3FGA	PCT	FT	FTA								PCT	OFF	DEF
South Dakota	11/07/2022	*	30:39	3-6	.500	2-3	.667	3-4	.750	0	4	4	4.0	2	0	2	0	11	11.0		
vs Stanford	11/11/2022	*	16:59	0-1	.000	0-1	.000	0-0	.000	0	3	3	3.5	4	1	0	0	1	0	5.5	
Green Bay	11/15/2022	*	35:57	2-5	.400	2-4	.500	3-4	.750	1	4	5	4.0	1	1	0	0	2	9	6.7	
vs Dayton	11/23/2022	*	22:14	1-5	.200	1-3	.333	0-0	.000	0	5	5	4.3	2	0	1	1	2	3	5.8	
vs Kansas	11/24/2022	*	43:08	4-6	.667	2-3	.667	3-4	.750	0	1	1	3.6	2	2	0	0	1	13	7.2	
vs Southern California	11/25/2022	*	30:50	0-2	.000	0-1	.000	0-0	.000	0	1	1	3.2	3	2	1	0	0	0	6.0	
Wake Forest	11/29/2022	*	36:07	1-3	.333	0-2	.000	0-0	.000	0	1	1	2.9	2	3	1	0	3	2	5.4	
at Marquette	12/03/2022	*	34:22	4-8	.500	1-3	.333	4-5	.800	0	3	3	2.9	3	4	2	0	2	13	6.4	
Maryland	12/06/2022	*	34:27	2-6	.333	1-3	.333	2-2	1.000	0	3	3	2.9	2	2	1	0	2	7	6.4	
at Iowa	12/11/2022	*	30:20	3-5	.600	1-2	.500	0-0	.000	0	2	2	2.8	3	2	1	0	1	7	6.5	
Lehigh	12/15/2022	*	29:19	3-5	.600	2-3	.667	0-0	.000	0	1	1	2.6	1	3	1	0	1	8	6.6	
Western Mich.	12/30/2022	*	31:12	3-5	.600	1-3	.333	0-0	.000	0	0	0	2.4	0	0	0	0	1	7	6.7	
Minnesota	01/03/2023	*	34:58	2-8	.250	1-4	.250	0-0	.000	0	1	1	2.3	3	3	2	1	3	5	6.5	
at Illinois	01/07/2023	*	33:13	4-9	.444	2-5	.400	1-3	.333	1	3	4	2.4	4	1	0	1	2	11	6.9	
Michigan St.	01/10/2023	*	28:53	2-7	.286	1-5	.200	2-2	1.000	0	2	2	2.4	4	0	1	0	2	7	6.9	
at Indiana	01/14/2023	*	32:53	4-10	.400	1-5	.200	0-3	.000	1	1	2	2.4	2	1	0	0	3	9	7.0	
Penn St.	01/17/2023	*	09:47	1-4	.250	1-3	.333	0-0	.000	0	1	1	2.3	2	0	0	0	0	3	6.8	
Illinois	01/28/2023	*	34:25	4-10	.400	3-6	.500	1-3	.333	2	6	8	2.6	2	2	0	0	2	12	7.1	
at Ohio St.	02/02/2023	*	31:58	4-9	.444	2-7	.286	2-2	1.000	0	1	1	2.5	3	1	1	0	1	12	7.3	
Northwestern	02/05/2023	*	31:31	2-6	.333	1-4	.250	1-2	.500	1	2	3	2.6	0	1	3	1	1	6	7.3	
at Penn St.	02/08/2023	*	38:09	2-5	.400	0-2	.000	1-2	.500	0	3	3	2.6	3	1	0	0	0	5	7.1	
at Nebraska	02/11/2023	*	35:00	5-10	.500	2-5	.400	0-0	.000	0	2	2	2.5	5	1	2	0	0	12	7.4	
Michigan	02/14/2023	*	35:35	3-11	.273	2-3	.667	2-2	1.000	0	2	2	2.5	2	0	0	0	0	10	7.5	
Rutgers	02/18/2023	*	33:07	3-8	.375	3-8	.375	2-2	1.000	1	3	4	2.6	1	3	2	0	0	11	7.6	
Iowa	02/22/2023	*	30:24	1-2	.500	1-1	1.000	1-2	.500	0	3	3	2.6	1	1	2	0	0	4	7.5	
at Michigan	02/26/2023	*	39:41	7-12	.583	5-8	.625	0-0	.000	0	2	2	2.6	4	1	0	2	2	19	7.9	
Purdue	03/02/2023	*	35:40	7-11	.636	3-5	.600	2-2	1.000	1	3	4	2.6	4	1	2	0	3	19	8.3	
at Minnesota	03/05/2023	*	39:09	1-6	.167	1-4	.250	3-4	.750	0	3	3	2.6	3	3	1	0	1	6	8.3	
vs Ohio St.	03/08/2023	*	27:27	0-3	.000	0-2	.000	2-4	.500	0	1	1	2.6	2	0	2	0	0	2	8.0	
Bradley	03/14/2023	*	36:00	5-7	.714	1-1	1.000	5-8	.625	0	3	3	2.6	1	2	0	0	3	16	8.3	
Totals			30	963:25	83-195	.426	43-109	.394	40-60	.667	8	70	78	2.6	71	42	28	6	40	249	8.3

CAREER STATISTICS

KLESMIT, Max

SEASON	TEAM	Field Goals										3-Point				F-Throws				Rebounds				Scoring							
		GP-GS	MIN/AVG	FG-FGA	FG%	3FG-3FGA	3FG%	FT-FTA	FT%	OFF	DEF	TOT	AVG	PF-FO	A	TO	BLK	STL	PTS	AVG											
2020-21	WOF	19-2	429/22.6	54-116	.466	25-67	.373	22-26	.846	9	43	52	2.7	46-1	22	23	0	24	155	8.2											
2021-22	WOF	31-31	986/31.8	156-350	.446	68-200	.340	82-98	.837	13	73	86	2.8	84-2	60	66	3	50	462	14.9											
2022-23	Wisc	30-30	963/32.1	83-195	.426	43-109	.394	40-60	.667	8	70	78	2.6	71-1	42	28	6	40	249	8.3											
TOTAL FOR Wisc		30-30	963/32.1	83-195	.426	43-109	.394	40-60	.667	8	70	78	2.6	71-1	42	28	6	40	249	8.3											
TOTAL		80-63	2378/29.7	293-661	.443	136-376	.362	144-184	.783	30	186	216	2.7	201-4	124	117	9	114	866	10.8											



14

CARTER GILMORE

Junior | Forward | 6-7 | 225  
Hartland, Wis. | Arrowhead



Twitter: @CarterGilmore03 | Instagram: @cartergilmore\_

INDIVIDUAL BENCHMARKS

	SEASON	CAREER
GP/GS:	32/3	63/3
5+ POINTS:	7	8
10+ POINTS:	--	--
5+ REBOUNDS:	4	6
2+ BLOCKS:	1	2

GET TO KNOW CARTER

Carter Gilmore is now in his third season with the Badgers. Last year, he played in 22 games for UW and came off the bench averaging 7.8 minutes per contest. He scored a season-high 5 points in UW's opener against St. Francis Brooklyn. A preferred walk-on who has since earned a scholarship, Gilmore was a standout in-state recruit at Arrowhead. Named the Classic Eight Conference Player of the Year, Gilmore led Arrowhead to a program-best record of 23-1 and a regional championship his senior season. Gilmore finished his prep career as Arrowhead's all-time leading scorer (1,565 pts). As a senior, he averaged 26.8 points, 11.3 rebounds and 5.6 assists per game. Carter's father, Brian, was on the coaching staff of Bo Ryan's first Division III national championship team at UW-Platteville in 1991. Carter's mother, Stephanie, was a stand-out player on the UW-Platteville women's team, inducted into the WIAC Hall of Fame in 2018.

TOP CAREER PERFORMANCES

- GREEN BAY (11/15/22): Played a season-high 21 minutes, matching career highs with 5 points and 5 rebounds, plus 1 assist and 1 steal in the win.

SEASON HIGHS

POINTS: 8 at Iowa (12/11/22)  
FIELD GOALS: 4 at Iowa (12/11/22)  
FG ATTEMPTS: 7 at Iowa (12/11/22)  
3-POINT FGS: 1 (5x) MR vs. Illinois (1/28/23)  
3-POINT FGAS: 3 vs. Iowa (2/22/23)  
FREE THROWS: 2 (4x) MR vs. Ohio State (3/8/23)  
FT ATTEMPTS: 5 vs. Maryland (12/6/22)  
REBOUNDS: 7 at Illinois (1/7/23)  
ASSISTS: 3 (2x) MR vs. W Michigan (12/30/22)  
BLOCKS: 2 vs. Bradley (3/14/23)  
STEALS: 2 (2x) MR vs. Kansas (11/24/22)  
MINUTES: 33 at Indiana (1/14/23)

CAREER HIGHS

POINTS: 8 at Iowa (12/11/22)  
FIELD GOALS: 4 at Iowa (12/11/22)  
FG ATTEMPTS: 7 at Iowa (12/11/22)  
3-POINT FGS: 1 (5x) MR vs. vs. Illinois (1/28/23)  
3-POINT FGAS: 3 (2x) MR vs. Iowa (2/22/23)  
FREE THROWS: 2 (5x) MR vs. Ohio State (3/8/23)  
FT ATTEMPTS: 5 vs. vs. Maryland (12/6/22)  
REBOUNDS: 7 at Illinois (1/7/23)  
ASSISTS: 3 (2x) MR vs. W Michigan (12/30/22)  
BLOCKS: 2 vs. Bradley (3/14/23)  
STEALS: 2 (2x) MR vs. Kansas (11/24/22)  
MINUTES: 33 at Indiana (1/14/23)

GAME-BY-GAME STATISTICS

#14 GILMORE, Carter

Opponent	Date	GS	MIN	Total		3-Pointers		Free throws		Rebounds			PF	A	TO	BLK	STL	PTS	AVG	
				FG-FGA	PCT	3FG-3FGA	PCT	FT-FTA	PCT	OFF	DEF	TOT								AVG
South Dakota	11/07/2022		12:12	1-1	1.000	0-0	.000	0-0	.000	2	1	3	3.0	0	1	0	0	1	2.0	
vs Stanford	11/11/2022		12:07	1-4	.250	0-0	.000	0-0	.000	0	1	1	2.0	3	0	0	1	2	2.0	
Green Bay	11/15/2022		20:44	2-4	.500	1-1	1.000	0-0	.000	2	3	5	3.0	4	1	2	0	1	5	3.0
vs Dayton	11/23/2022		19:28	0-3	.000	0-1	.000	0-0	.000	1	2	3	3.0	3	0	0	0	1	0	2.3
vs Kansas	11/24/2022		14:09	2-3	.667	0-0	.000	0-0	.000	1	1	2	2.8	2	0	0	0	2	4	2.6
vs Southern California	11/25/2022		12:19	1-3	.333	0-1	.000	0-0	.000	0	1	1	2.5	1	0	0	0	1	2	2.5
Wake Forest	11/29/2022		17:50	0-1	.000	0-1	.000	0-1	.000	0	1	1	2.3	0	2	0	0	1	0	2.1
at Marquette	12/03/2022		17:59	0-0	.000	0-0	.000	0-2	.000	1	2	3	2.4	1	3	0	0	1	0	1.9
Maryland	12/06/2022		23:27	2-4	.500	1-2	.500	2-5	.400	0	3	3	2.4	3	1	1	1	0	7	2.4
at Iowa	12/11/2022		21:22	4-7	.571	0-2	.000	0-0	.000	3	1	4	2.6	3	0	1	0	1	8	3.0
Lehigh	12/15/2022		16:21	2-6	.333	0-1	.000	1-2	.500	3	2	5	2.8	0	0	0	0	0	5	3.2
Western Mich.	12/30/2022		19:32	1-2	.500	1-1	1.000	0-0	.000	2	0	2	2.8	3	3	0	0	1	3	3.2
Minnesota	01/03/2023		29:53	1-3	.333	0-0	.000	0-0	.000	0	0	0	2.5	4	1	0	0	1	2	3.1
at Illinois	01/07/2023	*	30:36	2-3	.667	0-0	.000	0-1	.000	3	4	7	2.9	3	1	1	0	0	4	3.1
Michigan St.	01/10/2023	*	28:41	2-3	.667	1-1	1.000	0-0	.000	0	1	1	2.7	3	1	0	0	0	5	3.3
at Indiana	01/14/2023	*	33:05	2-5	.400	0-2	.000	0-0	.000	0	2	2	2.7	2	1	2	0	0	4	3.3
Penn St.	01/17/2023		13:46	0-0	.000	0-0	.000	0-0	.000	1	1	2	2.6	0	0	0	0	1	0	3.1
at Northwestern	01/23/2023		09:27	1-1	1.000	0-0	.000	2-2	1.000	2	0	2	2.6	1	1	0	0	0	4	3.2
at Maryland	01/25/2023		22:37	3-5	.600	0-1	.000	0-0	.000	0	0	0	2.5	1	1	0	0	0	6	3.3
Illinois	01/28/2023		24:20	2-6	.333	1-2	.500	0-0	.000	2	1	3	2.5	3	2	0	0	1	5	3.4
at Ohio St.	02/02/2023		17:52	1-1	1.000	0-0	.000	0-1	.000	1	0	1	2.4	2	0	0	0	1	2	3.3
Northwestern	02/05/2023		15:52	1-2	.500	0-0	.000	0-0	.000	2	0	2	2.4	1	0	2	0	1	2	3.3
at Penn St.	02/08/2023		23:47	0-3	.000	0-2	.000	2-2	1.000	1	1	2	2.4	4	1	1	0	1	2	3.2
at Nebraska	02/11/2023		08:49	0-0	.000	0-0	.000	0-0	.000	0	1	1	2.3	2	1	0	0	0	0	3.1
Michigan	02/14/2023		15:57	0-0	.000	0-0	.000	1-2	.500	2	1	3	2.4	2	1	0	0	0	1	3.0
Rutgers	02/18/2023		14:45	0-1	.000	0-0	.000	0-0	.000	1	0	1	2.3	0	2	0	0	0	0	2.9
Iowa	02/22/2023		25:47	2-5	.400	0-3	.000	0-2	.000	1	1	2	2.3	1	1	0	0	0	4	2.9
at Michigan	02/26/2023		10:13	1-3	.333	0-1	.000	0-0	.000	0	0	0	2.2	3	0	0	0	0	2	2.9
Purdue	03/02/2023		11:50	1-2	.500	0-1	.000	1-1	1.000	2	2	4	2.3	1	1	1	0	0	3	2.9
at Minnesota	03/05/2023		07:13	0-0	.000	0-0	.000	0-0	.000	1	1	2	2.3	4	1	0	0	1	0	2.8
vs Ohio St.	03/08/2023		18:41	0-1	.000	0-0	.000	2-4	.500	0	2	2	2.3	3	0	0	0	1	2	2.8
Bradley	03/14/2023		26:32	1-5	.200	0-2	.000	1-2	.500	1	5	6	2.4	2	2	0	2	0	3	2.8
Totals			3 597:13	36-87	.414	5-25	.200	12-27	.444	35	41	76	2.4	65	29	11	5	19	89	2.8

CAREER STATISTICS

GILMORE, Carter

		Field Goals				3-Point		F-Throws		Rebounds			Scoring							
SEASON TEAM	GP-GS	MIN/AVG	FG-FGA	FG%	3FG-3FGA	3FG%	FT-FTA	FT%	OFF DEF	TOT	AVG	PF-FO	A	TO	BLK	STL	PTS	AVG		
2020-21	Wisc	9-0	16/1.8	1-5	.200	0-4	.000	0-0	.000	0	3	3	0.3	2-0	0	0	0	2	0.2	
2021-22	Wisc	22-0	172/7.8	7-27	.259	1-13	.077	4-7	.571	6	16	22	1.0	20-0	8	2	4	2	19	0.9
2022-23	Wisc	32-3	597/18.7	36-87	.414	5-25	.200	12-27	.444	35	41	76	2.4	65-0	29	11	5	19	89	2.8
TOTAL		63-3	785/12.5	44-119	.370	6-42	.143	16-34	.471	41	60	101	1.6	87-0	37	13	9	21	110	1.7

# 22 | STEVEN CROWL

Junior | Forward | 7-0 | 245  
Eagan, Minn. | Eastview



Twitter: @steven\_crowl | Instagram: @stevencrowl

## INDIVIDUAL BENCHMARKS

	SEASON	CAREER
GP/GS:	32/32	77/66
10+ POINTS:	17	20
20+ POINTS:	5	7
5+ REBOUNDS:	26	40
10+ REBOUNDS:	5	6
DOUBLE-DOUBLES:	3	4
LED UW IN PTS:	7	11
LED UW IN REB:	17	22

## GET TO KNOW STEVEN

Steven Crowl is coming off a sophomore season jump that saw him go from playing a total of 39 minutes as a freshman to starting all 33 games for Wisconsin in his second year. Last year, the stretch 7-footer averaged 8.8 points and 4.4 rebounds per game, ranking second on the team shooting 49.6 percent from the floor. Highlighting the significance of his offensive contributions, the Badgers were 12-1 in games last season when Crowl scored in double figures. His best performance of the year came back home on the road at Minnesota, as the Eagan native scored a team-high 20 points (7-9 FG), while grabbing 7 rebounds in the win. Crowl had a standout prep career at Eastview High School, finishing as one of the most decorated players in school history as the school's all-time leading scorer (1,747 pts), rebounder (832 reb) and shot blocker (103 blk). As a senior, he averaged 26.7 points and 12 rebounds per game, while also leading his team in assists (4.3 apg).

## TOP SEASON PERFORMANCES

- **at Minnesota (2/23/22):** Scored a team-high 20 pts, shooting 7-9 FG, 1-2 3FG, 5-6 FT, plus 7 reb.
- **PENN STATE (2/5/22):** Led UW with 13 points (3-5 3FG), plus a career-high 5 assists and 4 rebounds.
- **ILLINOIS ST (12/29/21):** Team-high 21 pts (7-8 FG, 2-2 3FG), plus 9 reb for a near double-double.
- **MARQUETTE (12/4/21):** Scored 15 points (6-9 FG, 2-3 3FG), while grabbing a team-high 8 rebounds.
- **ST. FRANCIS BKN (11/9/21):** Recorded a near double-double in his first career start, finishing with 11 points, 8 rebounds and 1 block.

## SEASON HIGHS

POINTS: 36 vs. Bradley (3/14/23)  
FIELD GOALS: 12 vs. Bradley (3/14/23)  
FG ATTEMPTS: 18 at Illinois (1/7/23)  
3-POINT FGS: 5 vs. Bradley (3/14/23)  
3-POINT FGAS: 7 (2x) MR vs. Bradley (3/14/23)  
FREE THROWS: 7 vs. Bradley (3/14/23)  
FT ATTEMPTS: 7 vs. Bradley (3/14/23)  
REBOUNDS: 12 (2x) MR vs. Michigan (2/14/23)  
ASSISTS: 7 (2x) MR at Iowa (12/11/22)  
BLOCKS: 3 vs. Stanford (11/11/22)  
STEALS: 2 vs. Minnesota (1/3/23)  
MINUTES: 40 at Nebraska (2/11/23)

## CAREER HIGHS

POINTS: 36 vs. Bradley (3/14/23)  
FIELD GOALS: 12 vs. Bradley (3/14/23)  
FG ATTEMPTS: 18 at Illinois (1/7/23)  
3-POINT FGS: 5 vs. Bradley (3/14/23)  
3-POINT FGAS: 7 (2x) MR vs. Bradley (3/14/23)  
FREE THROWS: 7 vs. Bradley (3/14/23)  
FT ATTEMPTS: 7 (2x) MR vs. Bradley (3/14/23)  
REBOUNDS: 12 (2x) MR vs. Michigan (2/14/23)  
ASSISTS: 7 (2x) MR at Iowa (12/11/22)  
BLOCKS: 3 vs. Stanford (11/11/22)  
STEALS: 2 vs. Minnesota (1/3/23)  
MINUTES: 40 at Nebraska (2/11/23)

## GAME-BY-GAME STATISTICS

### #22 CROWL, Steven

			Total			3-Pointers		Free throws		Rebounds											
Opponent	Date	GS	MIN	FG-FGA	PCT	3FG-3FGA	PCT	FT-FTA	PCT	OFF	DEF	TOT	AVG	PF	A	TO	BLK	STL	PTS	AVG	
South Dakota	11/07/2022	*	24:50	4-8	.500	2-4	.500	2-3	.667	0	3	3	3.0	1	2	1	2	0	12	12.0	
vs Stanford	11/11/2022	*	33:31	2-6	.333	1-4	.250	4-6	.667	2	9	11	7.0	4	2	3	0	0	9	10.5	
Green Bay	11/15/2022	*	28:14	3-6	.500	1-1	1.000	2-3	.667	4	5	9	7.7	0	0	2	1	0	9	10.0	
vs Dayton	11/23/2022	*	32:33	3-11	.273	0-4	.000	3-4	.750	3	4	7	7.5	2	4	2	0	0	9	9.8	
vs Kansas	11/24/2022	*	34:49	2-6	.333	0-2	.000	0-1	.000	0	6	6	7.2	0	3	0	1	0	4	8.6	
vs Southern California	11/25/2022	*	30:14	3-10	.300	1-5	.200	1-3	.333	2	5	7	7.2	0	3	1	1	0	8	8.5	
Wake Forest	11/29/2022	*	29:24	5-9	.556	2-3	.667	3-4	.750	1	6	7	7.1	3	3	2	1	0	15	9.4	
at Marquette	12/03/2022	*	35:20	3-4	.750	0-1	.000	2-2	1.000	2	2	4	6.8	4	7	3	0	0	8	9.3	
Maryland	12/06/2022	*	29:23	4-7	.571	0-3	.000	4-6	.667	0	6	6	6.7	3	3	1	0	1	12	9.6	
at Iowa	12/11/2022	*	27:36	6-11	.545	0-3	.000	0-1	.000	0	6	6	6.6	3	7	2	1	0	12	9.8	
Lehigh	12/15/2022	*	26:49	6-11	.545	1-1	1.000	2-2	1.000	2	3	5	6.5	0	4	2	0	1	15	10.3	
Western Mich.	12/30/2022	*	31:24	9-13	.692	3-5	.600	4-5	.800	3	5	8	6.6	1	2	1	0	0	25	11.5	
Minnesota	01/03/2023	*	30:25	8-13	.615	1-2	.500	0-1	.000	1	4	5	6.5	3	1	3	0	2	17	11.9	
at Illinois	01/07/2023	*	28:35	9-18	.500	1-7	.143	1-2	.500	4	8	12	6.9	3	3	2	1	0	20	12.5	
Michigan St.	01/10/2023	*	34:08	9-17	.529	1-3	.333	0-1	.000	0	3	3	6.6	2	2	1	0	0	19	12.9	
at Indiana	01/14/2023	*	30:05	2-8	.250	0-2	.000	1-4	.250	1	5	6	6.6	2	0	3	0	1	5	12.4	
Penn St.	01/17/2023	*	33:24	9-16	.563	1-3	.333	2-4	.500	1	10	11	6.8	1	2	1	0	0	21	12.9	
at Northwestern	01/23/2023	*	32:31	3-7	.429	0-3	.000	2-4	.500	1	8	9	6.9	2	3	0	0	1	8	12.7	
at Maryland	01/25/2023	*	28:59	4-7	.571	1-3	.333	2-2	1.000	0	2	2	6.7	1	1	3	0	1	11	12.6	
Illinois	01/28/2023	*	28:05	3-7	.429	1-4	.250	0-0	.000	0	7	7	6.7	4	2	2	0	1	7	12.3	
at Ohio St.	02/02/2023	*	34:27	6-10	.600	1-2	.500	1-2	.500	0	9	9	6.8	3	1	2	0	1	14	12.4	
Northwestern	02/05/2023	*	34:26	2-5	.400	0-1	.000	1-2	.500	1	7	8	6.9	4	4	1	0	0	5	12.0	
at Penn St.	02/08/2023	*	23:41	5-5	1.000	0-0	.000	1-3	.333	1	7	8	6.9	3	4	2	0	0	11	12.0	
at Nebraska	02/11/2023	*	40:06	4-13	.308	0-2	.000	0-0	.000	2	7	9	7.0	1	1	1	2	1	8	11.8	
Michigan	02/14/2023	*	30:43	5-15	.333	1-1	1.000	0-0	.000	3	9	12	7.2	4	6	1	0	1	11	11.8	
Rutgers	02/18/2023	*	33:42	3-8	.375	1-3	.333	1-2	.500	3	8	11	7.3	2	2	0	0	0	8	11.7	
Iowa	02/22/2023	*	12:40	4-5	.800	0-0	.000	0-0	.000	1	2	3	7.2	3	0	2	0	0	8	11.5	
at Michigan	02/26/2023	*	38:36	6-12	.500	2-3	.667	0-0	.000	1	5	6	7.1	2	3	3	1	0	14	11.6	
Purdue	03/02/2023	*	36:20	1-5	.200	0-2	.000	0-0	.000	3	3	6	7.1	2	0	0	0	0	2	11.3	
at Minnesota	03/05/2023	*	34:28	9-13	.692	0-0	.000	3-4	.750	3	4	7	7.1	2	2	1	1	1	21	11.6	
vs Ohio St.	03/08/2023	*	24:45	3-9	.333	0-1	.000	2-2	1.000	1	0	1	6.9	0	1	3	0	0	8	11.5	
Bradley	03/14/2023	*	33:19	12-16	.750	5-7	.714	7-7	1.000	1	8	9	7.0	2	1	1	2	0	36	12.3	
Totals			32	987:32	157-311	.505	27-85	.318	51-80	.638	47	176	223	7.0	67	79	51	17	12	392	12.3

## CAREER STATISTICS

### CROWL, Steven

SEASON	TEAM	GP-GS	MIN/AVG	FG-FGA	FG%	3FG-3FGA	3FG%	FT-FTA	FT%	OFF	DEF	TOT	AVG	PF-FO	A	TO	BLK	STL	PTS	AVG
2020-21	Wisc	12-0	36/3.0	4-8	.500	0-1	.000	0-0	.000	4	5	9	0.8	9-0	2	3	1	0	8	0.7
2021-22	Wisc	33-33	834/25.3	114-230	.496	26-82	.317	36-45	.800	48	96	144	4.4	84-1	48	31	9	9	290	8.8
2022-23	Wisc	32-32	988/30.9	157-311	.505	27-85	.318	51-80	.638	47	176	223	7.0	67-0	79	51	17	12	392	12.3
<b>TOTAL</b>		<b>77-65</b>	<b>1858/24.1</b>	<b>275-549</b>	<b>.501</b>	<b>53-168</b>	<b>.315</b>	<b>87-125</b>	<b>.696</b>	<b>99</b>	<b>277</b>	<b>376</b>	<b>4.9</b>	<b>160-1</b>	<b>129</b>	<b>85</b>	<b>27</b>	<b>21</b>	<b>690</b>	<b>9.0</b>

23 | CHUCKY HEPBURN

Sophomore | Guard | 6-2 | 205  
Omaha, Neb. | Bellevue West



Twitter: @ChuckyHepburn | Instagram: @chucky.hepburn

INDIVIDUAL BENCHMARKS		
	SEASON	CAREER
GP/GS:	32/32	65/65
10+ POINTS:	21	33
20+ POINTS:	2	2
3+ 3FGS:	12	16
3+ ASSISTS:	17	30
2+ STEALS:	13	24
LED UW IN PTS:	9	9
LED UW IN AST:	16	31

**GET TO KNOW CHUCKY**

Chucky Hepburn immediately stepped in and showed out for Wisconsin as a true freshman, living up to the praise from head coach Greg Gard who touted the point guard for his "vision and a feel to the floor that we've only had with a few guys the 20 years I've been here." The Big Ten All-Freshman Team honoree averaged 7.9 points per game in his debut season, while leading the team in assists and ranked second in steals. The first true freshman to start a season opener at Wisconsin since Devin Harris in 2001, Hepburn's mature game helped him maintain a 1.97 assist-to-turn-over ratio (77 ast, 39 to). Hepburn's heroics lifted the Badgers past No. 8 Purdue on March 1, 2022, as the freshman hit a go-ahead 3-pointer with 1.5 seconds left to finish with a career-high 17 points and help UW clinch a share of the Big Ten regular season championship.

- HONORS**
- 2022-23 Preseason All-Big Ten Honoree
  - 2022 Big Ten All-Freshman Team

- TOP SEASON PERFORMANCES**
- **WAKE FOREST (11/29/22):** Finished with a career-high 23 points, including a career-best 6 triples.
  - **vs. USC (11/25/22):** Matched a then-career-high 17 points (3-5 3FG), plus 4 assists to lead UW to a win.
  - **PURDUE (3/1/22):** Banked in game winning 3-point shot with 1.2 seconds remaining clinching the B1G regular season title for UW. Scored a then-career-high 17 points on 4-for-6 shooting from 3FG.
  - **at Rutgers (2/26/22):** Led UW with a game-high 5 assists, plus 13 points (2-4 3FG) and 2 steals in a win
  - **MARQUETTE (12/4/21):** Recorded career highs in points (15) and assists (6), plus 3 steals in the win

SEASON HIGHS		
POINTS:	23 vs. Wake Forest (11/29/22)	
FIELD GOALS:	8 at Illinois (1/7/23)	
FG ATTEMPTS:	21 at Nebraska (2/11/23)	
3-POINT FGS:	6 vs. Wake Forest (11/29/22)	
3-POINT FGAS:	12 (2x) MR at Nebraska (2/11/23)	
FREE THROWS:	5 vs Penn State (1/17/23)	
FT ATTEMPTS:	6 (2x) MR at Ohio State (2/2/23)	
REBOUNDS:	7 vs. Green Bay (11/15/22)	
ASSISTS:	7 at Illinois (1/7/23)	
BLOCKS:	1 (3x) MR at Maryland (1/25/23)	
STEALS:	5 vs. Minnesota (1/3/23)	
MINUTES:	42 at Nebraska (2/11/23)	

CAREER HIGHS		
POINTS:	23 vs. Wake Forest (11/29/22)	
FIELD GOALS:	8 at Illinois (1/7/23)	
FG ATTEMPTS:	21 at Nebraska (2/11/23)	
3-POINT FGS:	6 vs. Wake Forest (11/29/22)	
3-POINT FGAS:	12 (2x) MR at Nebraska (2/11/23)	
FREE THROWS:	5 vs Penn State (1/17/23)	
FT ATTEMPTS:	6 (2x) MR at Ohio State (2/2/23)	
REBOUNDS:	7 vs. Green Bay (11/15/22)	
ASSISTS:	7 at Illinois (1/7/23)1	
BLOCKS:	2 vs. Indiana (12/8/21)	
STEALS:	5 vs. Minnesota (1/3/23)	
MINUTES:	42 at Nebraska (2/11/23)	

GAME-BY-GAME STATISTICS

#23 HEPBURN, Chucky

Opponent	Date	GS	MIN	Total		3-Pointers		Free throws		Rebounds			PF		A	TO	BLK	STL	PTS	AVG	
				FG-FGA	PCT	3FG-3FGA	PCT	FT-FTA	PCT	OFF	DEF	TOT	AVG								
South Dakota	11/07/2022	*	28:29	5-10	.500	3-5	.600	1-2	.500	0	3	3	3.0	2	3	2	0	2	14	14.0	
vs Stanford	11/11/2022	*	34:58	5-13	.385	0-5	.000	1-1	1.000	0	2	2	2.5	1	5	1	0	3	11	12.5	
Green Bay	11/15/2022	*	24:19	2-14	.143	1-3	.333	3-4	.750	3	4	7	4.0	3	3	2	0	0	8	11.0	
vs Dayton	11/23/2022	*	30:51	1-10	.100	0-3	.000	0-0	.000	0	4	4	4.0	3	1	3	0	2	2	8.8	
vs Kansas	11/24/2022	*	33:02	2-9	.222	1-1	1.000	1-2	.500	1	3	4	4.0	3	1	3	0	1	6	8.2	
vs Southern California	11/25/2022	*	31:06	7-13	.538	3-5	.600	0-1	.000	0	2	2	3.7	0	4	1	0	2	17	9.7	
Wake Forest	11/29/2022	*	34:51	7-18	.389	6-12	.500	3-4	.750	1	2	3	3.6	3	2	2	0	3	23	11.6	
at Marquette	12/03/2022	*	26:16	7-10	.700	5-6	.833	0-0	.000	1	3	4	3.6	1	2	0	0	2	19	12.5	
Maryland	12/06/2022	*	36:20	4-8	.500	2-4	.500	3-3	1.000	0	4	4	3.7	3	2	2	0	1	13	12.6	
at Iowa	12/11/2022	*	41:14	4-12	.333	1-3	.333	2-3	.667	0	6	6	3.9	3	4	0	0	4	11	12.4	
Lehigh	12/15/2022	*	26:28	4-6	.667	0-0	.000	0-0	.000	1	0	1	3.6	2	3	1	0	0	8	12.0	
Western Mich.	12/30/2022	*	30:36	4-7	.571	3-4	.750	0-0	.000	0	5	5	3.8	1	5	1	0	0	11	11.9	
Minnesota	01/03/2023	*	34:12	5-11	.455	3-4	.750	3-3	1.000	0	2	2	3.6	1	4	1	0	5	16	12.2	
at Illinois	01/07/2023	*	36:12	8-18	.444	3-7	.429	3-5	.600	0	3	3	3.6	2	7	3	0	4	22	12.9	
Michigan St.	01/10/2023	*	33:23	4-11	.364	2-6	.333	4-5	.800	1	2	3	3.5	4	5	3	1	2	14	13.0	
at Indiana	01/14/2023	*	28:54	4-10	.400	0-3	.000	0-0	.000	1	2	3	3.5	2	2	1	0	0	8	12.7	
Penn St.	01/17/2023	*	34:37	3-7	.429	2-2	1.000	5-6	.833	0	0	0	3.3	1	3	3	0	1	13	12.7	
at Northwestern	01/23/2023	*	33:22	4-16	.250	3-9	.333	1-3	.333	1	0	1	3.2	1	5	0	0	1	12	12.7	
at Maryland	01/25/2023	*	25:16	1-3	.333	1-1	1.000	0-0	.000	0	1	1	3.1	4	4	0	1	0	3	12.2	
Illinois	01/28/2023	*	36:27	6-14	.429	3-5	.600	0-0	.000	1	4	5	3.2	2	1	2	0	2	15	12.3	
at Ohio St.	02/02/2023	*	35:16	5-14	.357	1-4	.250	4-6	.667	0	2	2	3.1	1	3	2	0	1	15	12.4	
Northwestern	02/05/2023	*	36:12	6-15	.400	3-5	.600	2-2	1.000	0	2	2	3.0	2	2	1	0	2	17	12.6	
at Penn St.	02/08/2023	*	40:06	6-16	.375	5-9	.556	2-4	.500	0	1	1	3.0	1	0	3	0	1	19	12.9	
at Nebraska	02/11/2023	*	42:05	8-21	.381	3-12	.250	0-0	.000	0	5	5	3.0	2	1	1	0	2	19	13.2	
Michigan	02/14/2023	*	26:18	1-9	.111	0-3	.000	0-0	.000	1	2	3	3.0	0	1	0	0	1	2	12.7	
Rutgers	02/18/2023	*	23:02	2-7	.286	2-6	.333	0-0	.000	1	1	2	3.0	4	1	2	0	1	6	12.5	
Iowa	02/22/2023	*	33:39	4-9	.444	1-4	.250	3-5	.600	1	3	4	3.0	1	5	1	0	0	12	12.4	
at Michigan	02/26/2023	*	20:23	2-6	.333	0-1	.000	0-0	.000	1	2	3	3.0	2	4	3	0	0	4	12.1	
Purdue	03/02/2023	*	34:03	5-12	.417	1-3	.333	2-2	1.000	0	2	2	3.0	3	1	0	0	1	13	12.2	
at Minnesota	03/05/2023	*	24:20	5-10	.500	1-2	.500	1-2	.500	0	2	2	3.0	4	2	0	0	1	12	12.2	
vs Ohio St.	03/08/2023	*	29:53	2-9	.222	1-6	.167	1-2	.500	0	1	1	2.9	4	3	2	0	2	6	12.0	
Bradley	03/14/2023	*	28:06	1-7	.143	1-6	.167	0-0	.000	0	3	3	2.9	3	5	1	0	0	3	11.7	
Totals			32	1014:17	134-355	.377	61-149	.409	45-65	.692	15	78	93	2.9	69	94	47	2	47	374	11.7

CAREER STATISTICS

HEPBURN, Chucky

		Field Goals		3-Point		F-Throws		Rebounds						Scoring						
SEASON	TEAM	GP-GS	MIN/AVG	FG-FGA	FG%	3FG-3FGA	3FG%	FT-FTA	FT%	OFF	DEF	TOT	AVG	PF-FO	A	TO	BLK	STL	PTS	AVG
2021-22	Wisc	33-33	1022/31.0	92-237	.388	39-112	.348	39-56	.696	7	63	70	2.1	70-0	77	39	5	36	262	7.9
2022-23	Wisc	32-32	1014/31.7	134-355	.377	61-149	.409	45-65	.692	15	78	93	2.9	69-0	94	47	2	47	374	11.7
TOTAL		65-65	2036/31.3	226-592	.382	100-261	.383	84-121	.694	22	141	163	2.5	139-0	171	86	7	83	636	9.8



# Individual Game by Game

## 10 | ISAAC LINDSEY

Sophomore | Guard | 6-4 | 185  
Mineral Point, Wis. | Mineral Point (UNLV)

### GAME-BY-GAME STATISTICS

#10 LINDSEY, Isaac

Opponent	Date	GS	MIN	Total		3-Pointers		Free throws		Rebounds				PF	A	TO	BLK	STL	PTS	AVG	
				FG-FGA	PCT	3FG-3FGA	PCT	FT-FTA	PCT	OFF	DEF	TOT	AVG								
South Dakota	11/07/2022		05:04	1-2	.500	1-2	.500	0-0	.000	0	1	1	1.0	2	0	0	0	0	3	3.0	
vs Stanford	11/11/2022		03:20	0-0	.000	0-0	.000	0-0	.000	0	0	0	0.5	1	0	0	0	0	0	1.5	
Green Bay	11/15/2022		05:25	1-3	.333	0-2	.000	0-0	.000	1	1	2	1.0	2	1	0	0	0	2	1.7	
vs Dayton	11/23/2022		09:07	2-4	.500	1-2	.500	0-0	.000	0	1	1	1.0	1	1	0	0	0	5	2.5	
vs Kansas	11/24/2022		07:14	0-1	.000	0-1	.000	1-2	.500	0	1	1	1.0	1	0	0	0	0	1	2.2	
vs Southern California	11/25/2022		07:42	1-3	.333	1-2	.500	0-0	.000	0	0	0	0.8	0	0	0	0	1	3	2.3	
Wake Forest	11/29/2022		11:45	1-2	.500	1-2	.500	0-0	.000	1	0	1	0.9	0	0	1	0	0	3	2.4	
at Marquette	12/03/2022		02:39	0-1	.000	0-1	.000	0-0	.000	0	0	0	0.8	0	0	0	0	0	0	2.1	
at Iowa	12/11/2022		04:46	0-0	.000	0-0	.000	0-0	.000	0	0	0	0.7	0	0	0	0	0	0	1.9	
Lehigh	12/15/2022		01:56	0-0	.000	0-0	.000	0-0	.000	0	0	0	0.6	0	0	0	0	0	0	1.7	
Western Mich.	12/30/2022		00:43	0-0	.000	0-0	.000	0-0	.000	0	0	0	0.5	0	0	0	0	0	0	1.5	
Michigan St.	01/10/2023		07:45	0-2	.000	0-1	.000	0-0	.000	0	4	4	0.8	2	0	0	0	0	0	1.4	
at Indiana	01/14/2023		08:23	1-4	.250	1-1	1.000	0-0	.000	0	2	2	0.9	1	0	0	0	0	3	1.5	
Penn St.	01/17/2023		10:16	1-3	.333	0-1	.000	0-0	.000	0	0	0	0.9	2	0	0	0	0	2	1.6	
at Northwestern	01/23/2023		05:22	0-1	.000	0-0	.000	0-0	.000	0	1	1	0.9	1	0	0	0	0	0	1.5	
at Maryland	01/25/2023		11:56	0-3	.000	0-1	.000	0-0	.000	0	2	2	0.9	3	0	1	1	0	0	1.4	
at Nebraska	02/11/2023		01:43	0-1	.000	0-0	.000	0-0	.000	0	0	0	0.9	1	0	0	0	1	0	1.3	
Iowa	02/22/2023		03:45	1-2	.500	0-1	.000	0-0	.000	0	0	0	0.8	0	0	0	0	0	2	1.3	
Purdue	03/02/2023		05:20	3-3	1.000	2-2	1.000	0-0	.000	0	0	0	0.8	0	0	0	0	0	8	1.7	
at Minnesota	03/05/2023		12:58	0-1	.000	0-1	.000	0-0	.000	0	0	0	0.8	2	0	0	0	0	0	1.6	
vs Ohio St.	03/08/2023		06:32	0-1	.000	0-1	.000	0-0	.000	0	1	1	0.8	0	0	0	0	1	0	1.5	
Bradley	03/14/2023		01:04	0-0	.000	0-0	.000	0-0	.000	0	0	0	0.7	0	0	0	0	0	0	1.5	
Totals			0	134:45	12-37	.324	7-21	.333	1-2	.500	2	14	16	0.7	19	2	2	1	3	32	1.5

### CAREER STATISTICS

LINDSEY, Isaac

SEASON TEAM	GP-GS	MIN/AVG	Field Goals		3-Point		F-Throws		Rebounds				Scoring						
			FG-FGA	FG%	3FG-3FGA	3FG%	FT-FTA	FT%	OFF	DEF	TOT	AVG	PF-FO	A	TO	BLK	STL	PTS	AVG
2021-22 Wisc	6-0	12/2.0	1-5	.200	1-3	.333	0-0	.000	0	0	0	0.0	0-0	0	0	0	0	3	0.5
2022-23 Wisc	22-0	135/6.1	12-37	.324	7-21	.333	1-2	.500	2	14	16	0.7	19-0	2	2	1	3	32	1.5
TOTAL	28-0	147/5.2	13-42	.310	8-24	.333	1-2	.500	2	14	16	0.6	19-0	2	2	1	3	35	1.3

### SEASON HIGHS

POINTS: 8 vs. Purdue (3/2/23)  
FIELD GOALS: 3 vs. Purdue (3/2/23)  
FG ATTEMPTS: 4 (2x) MR at Indiana (1/14/23)  
3-POINT FGs: 2 vs. Purdue (3/2/23)  
3-POINT FGAS: 2 (6x) MR vs. Purdue (3/2/23)  
FREE THROWS: 1 vs. Kansas (11/24/22)  
FT ATTEMPTS: 2 vs. Kansas (11/24/22)  
REBOUNDS: 4 vs Michigan St. (1/10/23)  
ASSISTS: 1 (2x) MR vs. Dayton (11/23/22)  
BLOCKS: 1 (2x) MR at Maryland (1/25/23)  
STEALS: 1 (2x) MR vs. Ohio State (3/8/23)  
MINUTES: 13 at Minnesota (3/5/23)

### CAREER HIGHS

POINTS: 8 vs. Purdue (3/2/23)  
FIELD GOALS: 3 vs. Purdue (3/2/23)  
FG ATTEMPTS: 4 (2x) MR at Indiana (1/14/23)  
3-POINT FGs: 2 vs. Purdue (3/2/23)  
3-POINT FGAS: 2 (6x) MR vs. Purdue (3/2/23)  
FREE THROWS: 1 vs. Kansas (11/24/22)  
FT ATTEMPTS: 2 vs. Kansas (11/24/22)  
REBOUNDS: 4 vs Michigan St. (1/10/23)  
ASSISTS: 1 (2x) MR vs. Dayton (11/23/22)  
BLOCKS: 1 (2x) MR at Maryland (1/25/23)  
STEALS: 1 (2x) MR vs. Ohio State (3/8/23)  
MINUTES: 13 at Minnesota (3/5/23)

## 13 | JUSTIN TAPHORN

Junior | Guard | 6-5 | 215  
Pekin, Ill. | Pekin

### GAME-BY-GAME STATISTICS

#13 TAPHORN, Justin

Opponent	Date	GS	MIN	Total		3-Pointers		Free throws		Rebounds				PF	A	TO	BLK	STL	PTS	AVG
				FG-FGA	PCT	3FG-3FGA	PCT	FT-FTA	PCT	OFF	DEF	TOT	AVG							
South Dakota	11/07/2022		02:47	0-0	.000	0-0	.000	0-0	.000	0	0	0	0.0	0	0	0	0	0	0	0.0
Lehigh	12/15/2022		01:39	0-0	.000	0-0	.000	0-0	.000	0	0	0	0.0	0	0	0	0	0	0	0.0
at Indiana	01/14/2023		00:59	0-0	.000	0-0	.000	0-0	.000	0	0	0	0.0	0	0	0	0	0	0	0.0
Iowa	02/22/2023		00:09	0-0	.000	0-0	.000	0-0	.000	0	0	0	0.0	0	0	0	0	0	0	0.0
Bradley	03/14/2023		00:14	0-0	.000	0-0	.000	0-0	.000	0	0	0	0.0	0	0	0	0	0	0	0.0
Totals			0	05:47	0-0	.000	0-0	.000	0-0	.000	0	0	0	0.0	0	0	0	0	0	0.0

### CAREER STATISTICS

TAPHORN, Justin

			Field Goals		3-Point		F-Throws		Rebounds											Scoring	
SEASON TEAM	GP-GS	MIN/AVG	FG-FGA	FG%	3FG-3FGA	3FG%	FT-FTA	FT%	OFF	DEF	TOT	AVG	PF-FO	A	TO	BLK	STL	PTS	AVG		
2020-21 Wisc	7-0	11/1.5	0-1	.000	0-1	.000	0-0	.000	0	0	0	0.0	0-0	0	1	0	0	0	0.0		
2021-22 Wisc	4-0	4/1.1	0-0	.000	0-0	.000	0-0	.000	0	0	0	0.0	0-0	0	1	0	0	0	0.0		
2022-23 Wisc	5-0	6/1.2	0-0	.000	0-0	.000	0-0	.000	0	0	0	0.0	0-0	0	0	0	0	0	0.0		
TOTAL	16-0	21/1.3	0-1	.000	0-1	.000	0-0	.000	0	0	0	0.0	0-0	0	2	0	0	0	0.0		

### SEASON HIGHS

POINTS: --  
FIELD GOALS: --  
FG ATTEMPTS: --  
3-POINT FGs: --  
3-POINT FGAS: --  
FREE THROWS: --  
FT ATTEMPTS: --  
REBOUNDS: --  
ASSISTS: --  
BLOCKS: --  
STEALS: --  
MINUTES: 3 vs. South Dakota (11/7/22)

### CAREER HIGHS

POINTS: --  
FIELD GOALS: --  
FG ATTEMPTS: 1 vs. Green Bay (12/1/20)  
3-POINT FGs: --  
3-POINT FGAS: 1 vs. Green Bay (12/1/20)  
FREE THROWS: --  
FT ATTEMPTS: --  
REBOUNDS: --  
ASSISTS: --  
BLOCKS: --  
STEALS: --  
MINUTES: 3 vs. South Dakota (11/7/22)

# Individual Game by Game

## 15 | ISAAC GARD

Freshman | Guard | 6-2 | 165  
Oregon, Wis. | Oregon

### GAME-BY-GAME STATISTICS

#15 GARD, Isaac

Opponent	Date	GS	MIN	Total		3-Pointers		Free throws		Rebounds				PF	A	TO	BLK	STL	PTS	AVG
				FG-FGA	PCT	3FG-3FGA	PCT	FT-FTA	PCT	OFF	DEF	TOT	AVG							
South Dakota	11/07/2022		01:12	0-0	.000	0-0	.000	0-0	.000	0	0	0	0.0	0	0	0	0	0	0	0.0
Lehigh	12/15/2022		01:39	0-1	.000	0-1	.000	0-0	.000	0	0	0	0.0	0	0	0	0	0	0	0.0
Western Mich.	12/30/2022		00:43	0-0	.000	0-0	.000	0-0	.000	1	0	0	0.5	0	0	0	0	0	0	0.0
Iowa	02/22/2023		00:09	0-0	.000	0-0	.000	0-0	.000	0	0	0	0.0	0	0	0	0	0	0	0.0
Bradley	03/14/2023		00:50	0-0	.000	0-0	.000	0-0	.000	0	0	0	0.0	1	0	0	0	0	0	0.0
Totals		0	04:32	0-1	.000	0-1	.000	0-0	.000	0	0	0	0.0	1	0	0	0	0	0	0.0

### CAREER STATISTICS

GARD, Isaac

SEASON	TEAM	GP-GS	MIN	Field Goals		3-Point		F-Throws		Rebounds				Scoring						
				FG-FGA	FG%	3FG-3FGA	3FG%	FT-FTA	FT%	OFF	DEF	TOT	AVG	PF-FO	A	TO	BLK	STL	PTS	AVG
2022-23	Wisc	5-0	5/0.9	0-1	.000	0-1	.000	0-0	.000	0	0	0	0.0	1-0	0	0	0	0	0	0.0
TOTAL		5-0	5/0.9	0-1	.000	0-1	.000	0-0	.000	0	0	0	0.0	1-0	0	0	0	0	0	0.0

### SEASON HIGHS

POINTS: --  
FIELD GOALS: --  
FG ATTEMPTS: --  
3-POINT FGS: --  
3-POINT FGAS: 1 vs. Lehigh (12/15/22)  
FREE THROWS: --  
FT ATTEMPTS: --  
REBOUNDS: --  
ASSISTS: --  
BLOCKS: --  
STEALS: --  
MINUTES: 2 vs. Lehigh (12/15/22)

### CAREER HIGHS

POINTS: --  
FIELD GOALS: --  
FG ATTEMPTS: --  
3-POINT FGS: --  
3-POINT FGAS: 1 vs. Lehigh (12/15/22)  
FREE THROWS: --  
FT ATTEMPTS: --  
REBOUNDS: --  
ASSISTS: --  
BLOCKS: --  
STEALS: --  
MINUTES: 2 vs. Lehigh (12/15/22)

## 21 | CHRIS HODGES

R-Freshman | Forward | 6-9 | 245  
Schaumburg, Ill. | Schaumburg

### GAME-BY-GAME STATISTICS

#21 HODGES, Chris

Opponent	Date	GS	MIN	Total		3-Pointers		Free throws		Rebounds				PF	A	TO	BLK	STL	PTS	AVG
				FG-FGA	PCT	3FG-3FGA	PCT	FT-FTA	PCT	OFF	DEF	TOT	AVG							
South Dakota	11/07/2022		05:38	0-0	.000	0-0	.000	0-0	.000	0	0	0	0.0	0	0	1	0	0	0	0.0
vs Stanford	11/11/2022		01:34	0-1	.000	0-0	.000	0-0	.000	1	0	1	0.5	0	0	0	0	0	0	0.0
Green Bay	11/15/2022		00:28	0-0	.000	0-0	.000	0-0	.000	0	0	0	0.3	1	0	0	0	0	0	0.0
vs Dayton	11/23/2022		01:20	0-0	.000	0-0	.000	0-0	.000	0	0	0	0.3	0	0	0	0	0	0	0.0
Lehigh	12/15/2022		02:15	0-0	.000	0-0	.000	0-0	.000	0	0	0	0.2	0	0	0	0	0	0	0.0
Western Mich.	12/30/2022		00:43	0-0	.000	0-0	.000	0-0	.000	0	0	0	0.2	0	0	0	0	0	0	0.0
at Illinois	01/07/2023		01:19	0-0	.000	0-0	.000	0-0	.000	1	0	1	0.3	2	0	0	0	0	0	0.0
Michigan St.	01/10/2023		03:53	1-1	1.000	0-0	.000	0-0	.000	0	0	0	0.3	0	0	0	0	0	2	0.3
at Indiana	01/14/2023		04:58	0-0	.000	0-0	.000	0-0	.000	0	1	1	0.3	0	0	0	0	0	0	0.2
at Maryland	01/25/2023		04:28	0-1	.000	0-0	.000	0-0	.000	0	0	0	0.3	0	0	0	0	0	0	0.2
Illinois	01/28/2023		01:02	0-0	.000	0-0	.000	0-0	.000	0	0	0	0.3	0	0	0	0	0	0	0.2
Iowa	02/22/2023		00:09	0-0	.000	0-0	.000	0-0	.000	0	0	0	0.3	0	0	0	0	0	0	0.2
Purdue	03/02/2023		01:33	0-0	.000	0-0	.000	0-0	.000	0	0	0	0.2	0	0	0	0	0	0	0.2
Bradley	03/14/2023		01:04	0-0	.000	0-0	.000	0-0	.000	0	0	0	0.2	0	0	0	0	0	0	0.1
Totals		0	30:24	1-3	.333	0-0	.000	0-0	.000	2	1	3	0.2	3	0	0	1	0	2	0.1

### CAREER STATISTICS

HODGES, Chris

SEASON	TEAM	GP-GS	MIN	Field Goals		3-Point		F-Throws		Rebounds				Scoring						
				FG-FGA	FG%	3FG-3FGA	3FG%	FT-FTA	FT%	OFF	DEF	TOT	AVG	PF-FO	A	TO	BLK	STL	PTS	AVG
2022-23	Wisc	14-0	30/2.2	1-3	.333	0-0	.000	0-0	.000	2	1	3	0.2	3-0	0	0	1	0	2	0.1
TOTAL		14-0	30/2.2	1-3	.333	0-0	.000	0-0	.000	2	1	3	0.2	3-0	0	0	1	0	2	0.1

### SEASON HIGHS

POINTS: 2 vs Michigan St. (1/10/23)  
FIELD GOALS: 1 vs Michigan St. (1/10/23)  
FG ATTEMPTS: 1 (3x) MR at Maryland (1/25/23)  
3-POINT FGS: --  
3-POINT FGAS: --  
FREE THROWS: --  
FT ATTEMPTS: --  
REBOUNDS: 1 (3x) MR at Indiana (1/14/23)  
ASSISTS: --  
BLOCKS: 1 vs. South Dakota (11/7/22)  
STEALS: --  
MINUTES: 6 vs. South Dakota (11/7/22)

### CAREER HIGHS

POINTS: 2 vs Michigan St. (1/10/23)  
FIELD GOALS: 1 vs Michigan St. (1/10/23)  
FG ATTEMPTS: 1 (3x) MR at Maryland (1/25/23)  
3-POINT FGS: --  
3-POINT FGAS: --  
FREE THROWS: --  
FT ATTEMPTS: --  
REBOUNDS: 1 (3x) MR at Indiana (1/14/23)  
ASSISTS: --  
BLOCKS: 1 vs. South Dakota (11/7/22)  
STEALS: --  
MINUTES: 6 vs. South Dakota (11/7/22)

Individual Game by Game

30 | ROSS CANDELINO

Freshman | Guard | 6-5 | 185  
Jacksonville, Fla. | Ponte Vedra

GAME-BY-GAME STATISTICS

#30 CANDELINO, Ross

Opponent	Date	GS	MIN	Total		3-Pointers		Free throws		Rebounds				PF	A	TO	BLK	STL	PTS	AVG
				FG-FGA	PCT	3FG-3FGA	PCT	FT-FTA	PCT	OFF	DEF	TOT	AVG							
South Dakota	11/07/2022		01:12	2-2	1.000	0-0	.000	0-1	.000	0	0	0	0.0	0	0	0	0	0	4	4.0
Lehigh	12/15/2022		01:39	0-0	.000	0-0	.000	0-0	.000	0	1	1	0.5	0	0	0	0	0	0	2.0
Western Mich.	12/30/2022		00:43	0-0	.000	0-0	.000	0-0	.000	0	0	0	0.3	0	0	0	0	0	0	1.3
Iowa	02/22/2023		00:09	0-0	.000	0-0	.000	0-0	.000	0	1	1	0.5	0	0	0	0	0	0	1.0
Bradley	03/14/2023		00:50	0-0	.000	0-0	.000	0-0	.000	0	1	1	0.6	0	0	0	0	0	0	0.8
Totals		0	04:32	2-2	1.000	0-0	.000	0-1	.000	0	3	3	0.6	0	0	0	0	0	4	0.8

CAREER STATISTICS

CANDELINO, Ross

				Field Goals		3-Point		F-Throws		Rebounds								Scoring		
SEASON	TEAM	GP-GS	MIN/AVG	FG-FGA	FG%	3FG-3FGA	3FG%	FT-FTA	FT%	OFF	DEF	TOT	AVG	PF-FO	A	TO	BLK	STL	PTS	AVG
2022-23	Wisc	5-0	5/0.9	2-2	1.000	0-0	.000	0-1	.000	0	3	3	0.6	0-0	0	0	0	0	4	0.8
TOTAL		5-0	5/0.9	2-2	1.000	0-0	.000	0-1	.000	0	3	3	0.6	0-0	0	0	0	0	4	0.8

SEASON HIGHS

POINTS: 4 vs. South Dakota (11/7/22)  
FIELD GOALS: 2 vs. South Dakota (11/7/22)  
FG ATTEMPTS: 2 vs. South Dakota (11/7/22)  
3-POINT FGS: --  
3-POINT FGAS: --  
FREE THROWS: --  
FT ATTEMPTS: 1 vs. South Dakota (11/7/22)  
REBOUNDS: 1 (2x) MR vs. Bradley (3/14/23)  
ASSISTS: --  
BLOCKS: --  
STEALS: --  
MINUTES: 2 vs. Lehigh (12/15/22)

CAREER HIGHS

POINTS: 4 vs. South Dakota (11/7/22)  
FIELD GOALS: 2 vs. South Dakota (11/7/22)  
FG ATTEMPTS: 2 vs. South Dakota (11/7/22)  
3-POINT FGS: --  
3-POINT FGAS: --  
FREE THROWS: --  
FT ATTEMPTS: 1 vs. South Dakota (11/7/22)  
REBOUNDS: 1 (2x) MR vs. Bradley (3/14/23)  
ASSISTS: --  
BLOCKS: --  
STEALS: --  
MINUTES: 2 vs. Lehigh (12/15/22)

35 | MARKUS ILVER

Sophomore | Forward | 6-8 | 215  
Tallinn, Estonia | Western Reserve Academy

GAME-BY-GAME STATISTICS

#35 ILVER, Markus

Opponent	Date	GS	MIN	Total		3-Pointers		Free throws		Rebounds				PF	A	TO	BLK	STL	PTS	AVG
				FG-FGA	PCT	3FG-3FGA	PCT	FT-FTA	PCT	OFF	DEF	TOT	AVG							
South Dakota	11/07/2022		09:10	1-2	.500	1-2	.500	2-2	1.000	0	2	2	2.0	0	1	0	0	0	5	5.0
Green Bay	11/15/2022		10:28	1-2	.500	0-1	.000	0-0	.000	0	1	1	1.5	1	0	1	0	1	2	3.5
vs Dayton	11/23/2022		09:50	2-5	.400	2-4	.500	0-0	.000	1	1	2	1.7	0	0	0	0	0	6	4.3
vs Kansas	11/24/2022		04:21	0-1	.000	0-1	.000	0-0	.000	0	0	0	1.3	1	0	0	0	0	0	3.3
vs Southern California	11/25/2022		02:05	0-0	.000	0-0	.000	0-0	.000	0	1	1	1.2	2	0	1	0	0	0	2.6
Wake Forest	11/29/2022		01:51	0-0	.000	0-0	.000	0-0	.000	0	0	0	1.0	0	0	0	0	0	0	2.2
at Iowa	12/11/2022		00:47	0-0	.000	0-0	.000	0-0	.000	0	0	0	0.9	0	0	0	0	0	0	1.9
Lehigh	12/15/2022		02:45	1-1	1.000	0-0	.000	0-0	.000	0	0	0	0.8	0	0	0	0	0	2	1.9
Western Mich.	12/30/2022		02:36	1-3	.333	0-1	.000	0-0	.000	0	0	0	0.7	1	0	0	0	0	2	1.9
Minnesota	01/03/2023		10:52	1-3	.333	1-3	.333	0-0	.000	0	2	2	0.8	1	0	0	0	0	3	2.0
at Illinois	01/07/2023		18:41	1-6	.167	0-3	.000	0-0	.000	1	2	3	1.0	0	0	0	0	0	2	2.0
Michigan St.	01/10/2023		13:17	2-5	.400	1-2	.500	0-0	.000	0	1	1	1.0	1	1	0	0	0	5	2.3
at Indiana	01/14/2023		11:52	0-3	.000	0-2	.000	0-0	.000	2	1	3	1.2	0	0	0	0	0	0	2.1
at Northwestern	01/23/2023		05:11	0-0	.000	0-0	.000	0-0	.000	0	0	0	1.1	2	1	0	0	0	0	1.9
at Maryland	01/25/2023		01:00	0-0	.000	0-0	.000	0-0	.000	1	0	1	1.1	0	0	0	0	0	0	1.8
Illinois	01/28/2023		06:46	0-4	.000	0-2	.000	0-0	.000	0	1	1	1.1	0	0	0	0	0	0	1.7
Iowa	02/22/2023		04:57	1-1	1.000	0-0	.000	0-0	.000	0	0	0	1.0	1	0	0	0	0	2	1.7
Bradley	03/14/2023		02:18	0-1	.000	0-0	.000	0-0	.000	0	0	0	0.9	0	0	0	0	0	0	1.6
Totals		0	118:47	11-37	.297	5-21	.238	2-2	1.000	5	12	17	0.9	10	3	2	0	1	29	1.6

CAREER STATISTICS

ILVER, Markus

			Field Goals		3-Point		F-Throws		Rebounds								Scoring				
SEASON	TEAM	GP-GS	MIN	AVG	FG-FGA	FG%	3FG-3FGA	3FG%	FT-FTA	FT%	OFF	DEF	TOT	AVG	PF-FO	A	TO	BLK	STL	PTS	AVG
2021-22	Wisc	8-0	28/3.4	1-8	.125	0-5	.000	3-4	.750	1	3	4	0.5	7-0	0	2	0	0	5	0.6	
2022-23	Wisc	18-0	119/6.6	11-37	.297	5-21	.238	2-2	1.000	5	12	17	0.9	10-0	3	2	0	1	29	1.6	
TOTAL		26-0	146/5.6	12-45	.267	5-26	.192	5-6	.833	6	15	21	0.8	17-0	3	4	0	1	34	1.3	

SEASON HIGHS

POINTS: 6 vs. Dayton (11/23/22)  
FIELD GOALS: 2 vs. Dayton (11/23/22)  
FG ATTEMPTS: 6 at Illinois (1/7/23)  
3-POINT FGS: 2 vs. Dayton (11/23/22)  
3-POINT FGAS: 4 vs. Dayton (11/23/22)  
FREE THROWS: 2 vs. South Dakota (11/7/22)  
FT ATTEMPTS: 2 vs. South Dakota (11/7/22)  
REBOUNDS: 3 (2x) MR at Indiana (1/14/23)  
ASSISTS: 1 (3x) MR at Northwestern (1/23/23)  
BLOCKS: --  
STEALS: 1 vs. Green Bay (11/15/22)  
MINUTES: 18 at Illinois (1/7/23)

CAREER HIGHS

POINTS: 6 vs. Dayton (11/23/22)  
FIELD GOALS: 2 vs. Dayton (11/23/22)  
FG ATTEMPTS: 6 at Illinois (1/7/23)  
3-POINT FGS: 2 vs. Dayton (11/23/22)  
3-POINT FGAS: 4 vs. Dayton (11/23/22)  
FREE THROWS: 3 vs. Green Bay (11/12/21)  
FT ATTEMPTS: 4 vs. Green Bay (11/12/21)  
REBOUNDS: 4 vs. Green Bay (11/12/21)  
ASSISTS: 1 (3x) MR at Northwestern (1/23/23)  
BLOCKS: --  
STEALS: 1 vs. Green Bay (11/15/22)  
MINUTES: 18 at Illinois (1/7/23)



2022-23 OVERALL STATISTICS

Game Records					Score by Periods				
Record	Overall	Home	Away	Neutral	Team	1st	2nd	OT	TOT
ALL GAMES	18-14	10-6	5-6	3-2	Wisconsin	953	1084	57	2094
CONFERENCE	9-11	5-5	4-6	0-0	Opponents	929	1046	65	2040
NON-CONFERENCE	9-3	5-1	1-0	3-2					

Team Box Score																							
No.	Player				Total		3-Point		F-Throw		Rebounds												
		GP-GS	MIN	AVG	FG-FGA	FG%	3FG-3FGA	3FG%	FT-FTA	FT%	OFF	DEF	TOT	AVG	PF	DQ	A	TO	BLK	STL	PTS	AVG	
22	CROWL, Steven	32-32	987:32	30.9	157-311	.505	27-85	.318	51-80	.638	47	176	223	7.0	67	0	79	51	17	12	392	12.3	
3	ESSEGAN, Connor	32-16	877:49	27.4	122-302	.404	66-178	.371	73-82	.890	23	95	118	3.7	56	0	24	33	1	18	383	12.0	
23	HEPBURN, Chucky	32-32	1014:17	31.7	134-355	.377	61-149	.409	45-65	.692	15	78	93	2.9	69	0	94	47	2	47	374	11.7	
5	WAHL, Tyler	29-29	912:12	31.5	123-294	.418	9-33	.273	73-117	.624	42	139	181	6.2	79	2	73	63	13	34	328	11.3	
11	KLESMIT, Max	30-30	963:25	32.1	83-195	.426	43-109	.394	40-60	.667	8	70	78	2.6	71	1	42	28	6	40	249	8.3	
2	DAVIS, Jordan	32-18	676:26	21.1	66-165	.400	31-99	.313	8-14	.571	28	80	108	3.4	48	2	13	7	4	13	171	5.3	
14	GILMORE, Carter	32-3	597:13	18.7	36-87	.414	5-25	.200	12-27	.444	35	41	76	2.4	65	0	29	11	5	19	89	2.8	
35	ILVER, Markus	18-0	118:47	6.6	11-37	.297	5-21	.238	2-2	1.000	5	12	17	0.9	10	0	3	2	0	1	29	1.6	
10	LINDSEY, Isaac	22-0	134:45	6.1	12-37	.324	7-21	.333	1-2	.500	2	14	16	0.7	19	0	2	2	1	3	32	1.5	
4	MCGEE, Kamari	28-0	193:53	6.9	14-43	.326	5-22	.227	5-6	.833	4	15	19	0.7	22	0	14	8	0	6	38	1.4	
0	NEATH, Jahcobi	3-0	28:25	9.5	1-4	.250	1-2	.500	0-0	.000	0	1	1	0.3	2	0	1	2	0	1	3	1.0	
30	CANDELINO, Ross	5-0	04:32	0.9	2-2	1.000	0-0	.000	0-1	.000	0	3	3	0.6	0	0	0	0	0	0	4	0.8	
21	HODGES, Chris	14-0	30:24	2.2	1-3	.333	0-0	.000	0-0	.000	2	1	3	0.2	3	0	0	0	1	0	2	0.1	
15	GARD, Isaac	5-0	04:32	0.9	0-1	.000	0-1	.000	0-0	.000	0	0	0	0.0	1	0	0	0	0	0	0	0.0	
13	TAPHORN, Justin	5-0	05:47	1.2	0-0	.000	0-0	.000	0-0	.000	0	0	0	0.0	0	0	0	0	0	0	0	0.0	
Team											40	27	67					19					
Total		32	6550		762-1836	.415	260-745	.349	310-456	.680	251	752	1003	31.3	512	5	374	273	50	194	2094	65.4	
Opponents		32	6550		760-1713	.444	196-615	.319	324-476	.681	258	874	1132	35.4	518	9	327	384	111	144	2040	63.8	

Team Statistics

	WISC	OPP
Scoring	2094	2040
Points per game	65.4	63.8
Scoring margin	+1.7	-
Field goals-att	762-1836	760-1713
Field goal pct	.415	.444
3 point fg-att	260-745	196-615
3-point FG pct	.349	.319
3-pt FG made per game	8.1	6.1
Free throws-att	310-456	324-476
Free throw pct	.680	.681
F-Throws made per game	9.7	10.1
Rebounds	1003	1132
Rebounds per game	31.3	35.4
Rebounding margin	-4.0	-
Assists	374	327
Assists per game	11.7	10.2
Turnovers	273	384
Turnovers per game	8.5	12.0
Turnover margin	+3.5	-
Assist/turnover ratio	1.4	0.9
Steals	194	144
Steals per game	6.1	4.5
Blocks	50	111
Blocks per game	1.6	3.5
Winning streak	1	-
Home win streak	1	-
Attendance	230127	140506
Home games-Avg/Game	16-14383	11-12773
Neutral site-Avg/Game	-	5-7215

Team Results

Date	Opponent	Score	Att.
11/07/2022	South Dakota	W 85-59	14349
11/11/2022	vs Stanford	W 60-50	17927
11/15/2022	Green Bay	W 56-45	14204
11/23/2022	vs Dayton	W 43-42	1047
11/24/2022	vs Kansas	Lot 68-69	1185
11/25/2022	vs Southern California	W 64-59	510
11/29/2022	Wake Forest	L 75-78	14435
12/03/2022	at Marquette	Wot 80-77	17760
12/06/2022	Maryland	W 64-59	14666
12/11/2022	at Iowa	Wot 78-75	12430
12/15/2022	Lehigh	W 78-56	12760
12/30/2022	Western Mich.	W 76-66	15138
01/03/2023	Minnesota	W 63-60	13850
01/07/2023	at Illinois	L 69-79	15544
01/10/2023	Michigan St.	L 65-69	14260
01/14/2023	at Indiana	L 45-63	17222
01/17/2023	Penn St.	W 63-60	14236
01/23/2023	at Northwestern	L 63-66	4218
01/25/2023	at Maryland	L 55-73	14407
01/28/2023	Illinois	L 51-61	17071
02/02/2023	at Ohio St.	W 65-60	11918
02/05/2023	Northwestern	L 52-54	15632
02/08/2023	at Penn St.	Wot 79-74	7213
02/11/2023	at Nebraska	Lot 63-73	14811
02/14/2023	Michigan	W 64-59	15436
02/18/2023	Rutgers	L 57-58	17071
02/22/2023	Iowa	W 64-52	16029
02/26/2023	at Michigan	Lot 79-87	12707
03/02/2023	Purdue	L 61-63	17071
03/05/2023	at Minnesota	W 71-67	12276
03/08/2023	vs Ohio St.	L 57-65	15405
03/14/2023	Bradley	W 81-62	3919

# 2022-23 BIG TEN STATISTICS

Game Records

Record	Overall	Home	Away	Neutral
ALL GAMES	9-11	5-5	4-6	0-0
CONFERENCE	9-11	5-5	4-6	0-0
NON-CONFERENCE	0-0	0-0	0-0	0-0

Score by Periods

Team	1st	2nd	OT	TOT
Wisconsin	579	650	42	1271
Opponents	588	672	52	1312

Team Box Score

No.	Player				Total		3-Point		F-Throw		Rebounds						A	TO	BLK	STL	PTS	AVG
		GP-GS	MIN	AVG	FG-FGA	FG%	3FG-3FGA	3FG%	FT-FTA	FT%	OFF	DEF	TOT	AVG	PF	DQ						
3	ESSEGIAN, Connor	20-14	610:33	30.5	83-206	.403	42-118	.356	47-56	.839	12	63	75	3.8	37	0	15	21	1	12	255	12.8
23	HEPBURN, Chucky	20-20	655:22	32.8	87-229	.380	37-93	.398	35-49	.714	8	46	54	2.7	43	0	57	28	2	30	246	12.3
22	CROWL, Steven	20-20	622:20	31.1	102-202	.505	11-47	.234	19-38	.500	26	120	146	7.3	50	0	47	31	6	11	234	11.7
5	WAHL, Tyler	17-17	553:40	32.6	64-155	.413	5-16	.313	34-62	.548	20	80	100	5.9	47	2	50	32	7	16	167	9.8
11	KLESMIT, Max	18-18	589:11	32.7	57-139	.410	31-80	.388	20-31	.645	7	43	50	2.8	48	1	24	18	5	23	165	9.2
2	DAVIS, Jordan	20-8	389:38	19.5	34-85	.400	16-53	.302	2-5	.400	15	48	63	3.2	29	1	5	5	1	6	86	4.3
14	GILMORE, Carter	20-3	389:19	19.5	25-54	.463	3-17	.176	8-16	.500	22	20	42	2.1	43	0	17	9	2	7	61	3.1
10	LINDSEY, Isaac	10-0	72:13	7.2	6-20	.300	3-8	.375	0-0	.000	0	9	9	0.9	12	0	0	1	1	1	15	1.5
4	MCGEE, Kamari	19-0	125:34	6.6	10-30	.333	4-16	.250	4-4	1.000	3	5	8	0.4	11	0	8	4	0	4	28	1.5
35	ILVER, Markus	9-0	73:23	8.2	5-22	.227	2-12	.167	0-0	.000	4	7	11	1.2	5	0	2	0	0	0	12	1.3
21	HODGES, Chris	7-0	17:22	2.5	1-2	.500	0-0	.000	0-0	.000	1	1	2	0.3	2	0	0	0	0	0	2	0.3
13	TAPHORN, Justin	2-0	01:07	0.6	0-0	.000	0-0	.000	0-0	.000	0	0	0	0.0	0	0	0	0	0	0	0	0.0
30	CANDELINO, Ross	1-0	00:09	0.1	0-0	.000	0-0	.000	0-0	.000	0	1	1	1.0	0	0	0	0	0	0	0	0.0
15	GARD, Isaac	1-0	00:09	0.1	0-0	.000	0-0	.000	0-0	.000	0	0	0	0.0	0	0	0	0	0	0	0	0.0
Team											24	14	38					13				
Total		20	4100		474-1144	.414	154-460	.335	169-261	.648	142	457	599	30.0	327	4	225	162	25	110	1271	63.6
Opponents		20	4100		487-1074	.453	123-368	.334	215-300	.717	158	561	719	36.0	315	7	215	231	75	84	1312	65.6

Team Statistics

	WISC	OPP
Scoring	1271	1312
Points per game	63.6	65.6
Scoring margin	-2.1	-
Field goals-att	474-1144	487-1074
Field goal pct	.414	.453
3 point fg-att	154-460	123-368
3-point FG pct	.335	.334
3-pt FG made per game	7.7	6.2
Free throws-att	169-261	215-300
Free throw pct	.648	.717
F-Throws made per game	8.5	10.8
Rebounds	599	719
Rebounds per game	30.0	36.0
Rebounding margin	-6.0	-
Assists	225	215
Assists per game	11.3	10.8
Turnovers	162	231
Turnovers per game	8.1	11.6
Turnover margin	+3.5	-
Assist/turnover ratio	1.4	0.9
Steals	110	84
Steals per game	5.5	4.2
Blocks	25	75
Blocks per game	1.3	3.8
Winning streak	1	-
Home win streak	0	-
Attendance	155322	122746
Home games-Avg/Game	10-15532	10-12275
Neutral site-Avg/Game	-	0-0

Team Results

Date	Opponent		Score	Att.
12/06/2022	Maryland	W	64-59	14666
12/11/2022	at Iowa	Wot	78-75	12430
01/03/2023	Minnesota	W	63-60	13850
01/07/2023	at Illinois	L	69-79	15544
01/10/2023	Michigan St.	L	65-69	14260
01/14/2023	at Indiana	L	45-63	17222
01/17/2023	Penn St.	W	63-60	14236
01/23/2023	at Northwestern	L	63-66	4218
01/25/2023	at Maryland	L	55-73	14407
01/28/2023	Illinois	L	51-61	17071
02/02/2023	at Ohio St.	W	65-60	11918
02/05/2023	Northwestern	L	52-54	15632
02/08/2023	at Penn St.	Wot	79-74	7213
02/11/2023	at Nebraska	Lot	63-73	14811
02/14/2023	Michigan	W	64-59	15436
02/18/2023	Rutgers	L	57-58	17071
02/22/2023	Iowa	W	64-52	16029
02/26/2023	at Michigan	Lot	79-87	12707
03/02/2023	Purdue	L	61-63	17071
03/05/2023	at Minnesota	W	71-67	12276

# 2022-23 HOME STATISTICS

### Game Records

Record	Overall	Home	Away	Neutral
ALL GAMES	9-6	9-6	0-0	0-0
CONFERENCE	5-5	5-5	0-0	0-0
NON-CONFERENCE	4-1	4-1	0-0	0-0

### Score by Periods

Team	1st	2nd	OT	TOT
Wisconsin	446	528	0	974
Opponents	434	465	0	899

### Team Box Score

No.	Player				Total		3-Point		F-Throw		Rebounds													
		GP-GS	MIN	AVG	FG-FGA	FG%	3FG-3FGA	3FG%	FT-FTA	FT%	OFF	DEF	TOT	AVG	PF	DQ	A	TO	BLK	STL	PTS	AVG		
22	CROWL, Steven	15-15	443:57	29.6	75-145	.517	15-36	.417	21-33	.636	23	81	104	6.9	33	0	33	20	4	6	186	12.4		
23	HEPBURN, Chucky	15-15	472:56	31.5	62-158	.392	32-66	.485	29-36	.806	10	36	46	3.1	32	0	41	23	1	21	185	12.3		
3	ESSEGIAN, Connor	15-7	363:00	24.2	45-117	.385	28-77	.364	33-39	.846	7	32	39	2.6	25	0	12	12	0	9	151	10.1		
5	WAHL, Tyler	14-14	390:12	27.9	48-129	.372	4-14	.286	31-49	.633	18	66	84	6.0	35	1	34	26	7	11	131	9.4		
11	KLESMIT, Max	15-15	472:02	31.5	39-97	.402	24-57	.421	19-25	.760	6	36	42	2.8	27	0	20	17	2	21	121	8.1		
2	DAVIS, Jordan	15-8	316:49	21.1	33-77	.429	17-48	.354	5-9	.556	12	42	54	3.6	17	1	4	4	2	4	88	5.9		
14	GILMORE, Carter	15-1	290:57	19.4	17-40	.425	5-13	.385	5-13	.385	20	17	37	2.5	25	0	17	6	2	7	44	2.9		
35	ILVER, Markus	9-0	62:42	7.0	8-21	.381	3-11	.273	2-2	1.000	0	7	7	0.8	5	0	2	1	0	1	21	2.3		
10	LINDSEY, Isaac	9-0	51:59	5.8	8-17	.471	4-11	.364	0-0	.000	2	6	8	0.9	8	0	1	1	0	0	20	2.2		
0	NEATH, Jahcobi	2-0	13:22	6.7	1-1	1.000	1-1	1.000	0-0	.000	0	1	1	0.5	2	0	0	0	0	0	3	1.5		
4	MCGEE, Kamari	13-0	94:23	7.3	7-19	.368	3-13	.231	1-2	.500	1	7	8	0.6	10	0	11	6	0	3	18	1.4		
30	CANDELINO, Ross	4-0	03:42	0.9	2-2	1.000	0-0	.000	0-1	.000	0	2	2	0.5	0	0	0	0	0	0	4	1.0		
21	HODGES, Chris	8-0	15:41	2.0	1-1	1.000	0-0	.000	0-0	.000	0	0	0	0.0	1	0	0	0	1	0	2	0.3		
15	GARD, Isaac	4-0	03:42	0.9	0-1	.000	0-1	.000	0-0	.000	0	0	0	0.0	0	0	0	0	0	0	0	0.0		
13	TAPHORN, Justin	3-0	04:35	1.5	0-0	.000	0-0	.000	0-0	.000	0	0	0	0.0	0	0	0	0	0	0	0	0.0		
Team											15	13	28				9							
Total		15	3000		346-825	.419	136-348	.391	146-209	.699	114	346	460	30.7	220	2	175	125	19	83	974	64.9		
Opponents		15	3000		342-781	.438	87-282	.309	128-191	.670	107	385	492	32.8	230	2	136	173	48	57	899	59.9		

### Team Statistics

	WISC	OPP
Scoring	974	899
Points per game	64.9	59.9
Scoring margin	+5.0	-
Field goals-att	346-825	342-781
Field goal pct	.419	.438
3 point fg-att	136-348	87-282
3-point FG pct	.391	.309
3-pt FG made per game	9.1	5.8
Free throws-att	146-209	128-191
Free throw pct	.699	.670
F-Throws made per game	9.7	8.5
Rebounds	460	492
Rebounds per game	30.7	32.8
Rebounding margin	-2.1	-
Assists	175	136
Assists per game	11.7	9.1
Turnovers	125	173
Turnovers per game	8.3	11.5
Turnover margin	+3.2	-
Assist/turnover ratio	1.4	0.8
Steals	83	57
Steals per game	5.5	3.8
Blocks	19	48
Blocks per game	1.3	3.2
Winning streak	0	-
Home win streak	0	-
Attendance	226208	0
Home games-Avg/Game	15-15081	0-0
Neutral site-Avg/Game	-	0-0

### Team Results

Date	Opponent		Score	Att.
11/07/2022	South Dakota	W	85-59	14349
11/15/2022	Green Bay	W	56-45	14204
11/29/2022	Wake Forest	L	75-78	14435
12/06/2022	Maryland	W	64-59	14666
12/15/2022	Lehigh	W	78-56	12760
12/30/2022	Western Mich.	W	76-66	15138
01/03/2023	Minnesota	W	63-60	13850
01/10/2023	Michigan St.	L	65-69	14260
01/17/2023	Penn St.	W	63-60	14236
01/28/2023	Illinois	L	51-61	17071
02/05/2023	Northwestern	L	52-54	15632
02/14/2023	Michigan	W	64-59	15436
02/18/2023	Rutgers	L	57-58	17071
02/22/2023	Iowa	W	64-52	16029
03/02/2023	Purdue	L	61-63	17071

2022-23 ROAD/NEUTRAL STATISTICS

Game Records					Score by Periods				
Record	Overall	Home	Away	Neutral	Team	1st	2nd	OT	TOT
ALL GAMES	8-7	0-0	5-6	3-1	Wisconsin	449	476	57	982
CONFERENCE	4-6	0-0	4-6	0-0	Opponents	424	525	65	1014
NON-CONFERENCE	4-1	0-0	1-0	3-1					

Team Box Score																						
No.	Player				Total		3-Point		F-Throw		Rebounds											
		GP-GS	MIN	AVG	FG-FGA	FG%	3FG-3FGA	3FG%	FT-FTA	FT%	OFF	DEF	TOT	AVG	PF	DQ	A	TO	BLK	STL	PTS	AVG
3	ESSEGIAN, Connor	15-7	457:25	30.5	71-161	.441	36-88	.409	29-32	.906	11	55	66	4.4	28	0	11	20	1	9	207	13.8
5	WAHL, Tyler	13-13	468:33	36.0	66-147	.449	4-17	.235	39-62	.629	18	67	85	6.5	36	1	34	34	4	18	175	13.5
23	HEPBURN, Chucky	15-15	483:22	32.2	69-181	.381	27-71	.380	15-27	.556	5	38	43	2.9	30	0	45	21	1	24	180	12.0
22	CROWL, Steven	15-15	485:31	32.4	67-141	.475	7-41	.171	21-38	.553	22	87	109	7.3	32	0	44	27	11	6	162	10.8
11	KLESMIT, Max	13-13	427:57	32.9	39-88	.443	18-49	.367	14-23	.609	2	30	32	2.5	41	1	20	9	4	16	110	8.5
2	DAVIS, Jordan	15-10	325:58	21.7	28-77	.364	13-46	.283	3-5	.600	13	35	48	3.2	28	1	8	3	1	8	72	4.8
14	GILMORE, Carter	15-2	261:03	17.4	18-41	.439	0-10	.000	4-8	.500	14	17	31	2.1	35	0	10	5	1	11	40	2.7
4	MCGEE, Kamari	13-0	81:34	6.3	5-17	.294	2-8	.250	4-4	1.000	3	4	7	0.5	10	0	3	2	0	3	16	1.2
10	LINDSEY, Isaac	11-0	75:10	6.8	4-19	.211	3-9	.333	1-2	.500	0	7	7	0.6	11	0	1	1	1	2	12	1.1
35	ILVER, Markus	8-0	53:47	6.7	3-15	.200	2-10	.200	0-0	.000	5	5	10	1.3	5	0	1	1	0	0	8	1.0
21	HODGES, Chris	5-0	13:39	2.7	0-2	.000	0-0	.000	0-0	.000	2	1	3	0.6	2	0	0	0	0	0	0	0.0
13	TAPHORN, Justin	1-0	00:59	1.0	0-0	.000	0-0	.000	0-0	.000	0	0	0	0.0	0	0	0	0	0	0	0	0.0
0	NEATH, Jahcobi	1-0	15:03	15.0	0-3	.000	0-1	.000	0-0	.000	0	0	0	0.0	0	0	1	2	0	1	0	0.0
Team											21	14	35					10				
Total		15	3150		370-892	.415	112-350	.320	130-201	.647	116	360	476	31.7	258	3	178	135	24	98	982	65.5
Opponents		15	3150		370-827	.447	98-297	.330	176-251	.701	132	434	566	37.7	250	6	174	184	58	78	1014	67.6

Team Statistics

	WISC	OPP
Scoring	982	1014
Points per game	65.5	67.6
Scoring margin	-2.1	-
Field goals-att	370-892	370-827
Field goal pct	.415	.447
3 point fg-att	112-350	98-297
3-point FG pct	.320	.330
3-pt FG made per game	7.5	6.5
Free throws-att	130-201	176-251
Free throw pct	.647	.701
F-Throws made per game	8.7	11.7
Rebounds	476	566
Rebounds per game	31.7	37.7
Rebounding margin	-6.0	-
Assists	178	174
Assists per game	11.9	11.6
Turnovers	135	184
Turnovers per game	9.0	12.3
Turnover margin	+3.3	-
Assist/turnover ratio	1.3	0.9
Steals	98	78
Steals per game	6.5	5.2
Blocks	24	58
Blocks per game	1.6	3.9
Winning streak	1	-
Home win streak	0	-
Attendance	0	140506
Home games-Avg/Game	0-0	11-12773
Neutral site-Avg/Game	-	4-5167

Team Results

Date	Opponent		Score	Att.
11/11/2022	vs Stanford	W	60-50	17927
11/23/2022	vs Dayton	W	43-42	1047
11/24/2022	vs Kansas	Lot	68-69	1185
11/25/2022	vs Southern California	W	64-59	510
12/03/2022	at Marquette	Wot	80-77	17760
12/11/2022	at Iowa	Wot	78-75	12430
01/07/2023	at Illinois	L	69-79	15544
01/14/2023	at Indiana	L	45-63	17222
01/23/2023	at Northwestern	L	63-66	4218
01/25/2023	at Maryland	L	55-73	14407
02/02/2023	at Ohio St.	W	65-60	11918
02/08/2023	at Penn St.	Wot	79-74	7213
02/11/2023	at Nebraska	Lot	63-73	14811
02/26/2023	at Michigan	Lot	79-87	12707
03/05/2023	at Minnesota	W	71-67	12276



GAME-BY-GAME STATISTICS

WISCONSIN

Opponent	Date	Score		FG-FGA	PCT	3FG-3FGA	PCT	FT-FTA	PCT	OFF	DEF	TOT	AVG	PF	A	TO	BLK	STL	PTS	AVG
South Dakota	11/07/2022	85-59	W	28-55	.509	12-26	.462	17-23	.739	7	30	37	37.0	15	14	10	4	8	85	85.0
vs Stanford	11/11/2022	60-50	W	22-59	.373	5-20	.250	11-18	.611	9	23	32	34.5	20	9	9	4	11	60	72.5
Green Bay	11/15/2022	56-45	W	16-53	.302	8-19	.421	16-19	.842	15	30	45	38.0	18	8	14	2	6	56	67.0
vs Dayton	11/23/2022	43-42	W	14-59	.237	6-27	.222	9-10	.900	11	28	39	38.3	17	7	10	1	8	43	61.0
vs Kansas	11/24/2022	68-69	Lot	24-62	.387	6-19	.316	14-19	.737	6	29	35	37.6	19	10	6	1	8	68	62.4
vs Southern California	11/25/2022	64-59	W	25-56	.446	10-24	.417	4-8	.500	6	26	32	36.7	7	13	8	1	6	64	62.7
Wake Forest	11/29/2022	75-78	L	24-56	.429	12-28	.429	15-18	.833	6	17	23	34.7	18	14	12	1	7	75	64.4
at Marquette	12/03/2022	80-77	Wot	30-59	.508	12-27	.444	8-13	.615	10	22	32	34.4	20	21	15	1	9	80	66.4
Maryland	12/06/2022	64-59	W	20-47	.426	7-21	.333	17-27	.630	3	27	30	33.9	18	14	8	3	7	64	66.1
at Iowa	12/11/2022	78-75	Wot	33-65	.508	6-22	.273	6-11	.545	4	29	33	33.8	18	17	11	1	12	78	67.3
Lehigh	12/15/2022	78-56	W	31-60	.517	11-21	.524	5-8	.625	11	23	34	33.8	6	16	10	1	6	78	68.3
Western Mich.	12/30/2022	76-66	W	28-54	.519	12-27	.444	8-13	.615	7	21	28	33.3	11	16	4	2	2	76	68.9
Minnesota	01/03/2023	63-60	W	24-55	.436	8-20	.400	7-9	.778	2	22	24	32.6	15	9	9	2	13	63	68.5
at Illinois	01/07/2023	69-79	L	28-64	.438	8-29	.276	5-12	.417	10	24	34	32.7	21	12	9	2	6	69	68.5
Michigan St.	01/10/2023	65-69	L	25-55	.455	9-23	.391	6-8	.750	3	15	18	31.7	18	9	5	1	6	65	68.3
at Indiana	01/14/2023	45-63	L	18-56	.321	5-24	.208	4-11	.364	8	24	32	31.8	11	6	9	0	4	45	66.8
Penn St.	01/17/2023	63-60	W	23-54	.426	7-17	.412	10-16	.625	8	24	32	31.8	13	8	6	2	3	63	66.6
at Northwestern	01/23/2023	63-66	L	22-57	.386	10-31	.323	9-16	.563	10	22	32	31.8	19	16	7	1	3	63	66.4
at Maryland	01/25/2023	55-73	L	21-53	.396	7-17	.412	6-7	.857	7	15	22	31.3	14	11	8	2	2	55	65.8
Illinois	01/28/2023	51-61	L	19-57	.333	9-27	.333	4-7	.571	6	25	31	31.3	18	9	9	0	6	51	65.1
at Ohio St.	02/02/2023	65-60	W	23-55	.418	6-20	.300	13-22	.591	4	22	26	31.0	15	9	8	0	8	65	65.0
Northwestern	02/05/2023	52-54	L	19-50	.380	9-23	.391	5-11	.455	7	19	26	30.8	14	13	9	1	6	52	64.5
at Penn St.	02/08/2023	79-74	Wot	28-53	.528	11-24	.458	12-19	.632	3	23	26	30.6	16	16	8	2	5	79	65.1
at Nebraska	02/11/2023	63-73	Lot	25-69	.362	9-31	.290	4-6	.667	10	27	37	30.8	23	11	11	2	7	63	65.0
Michigan	02/14/2023	64-59	W	22-66	.333	6-18	.333	14-18	.778	15	23	38	31.1	14	10	5	0	3	64	65.0
Rutgers	02/18/2023	57-58	L	19-57	.333	12-36	.333	7-9	.778	9	24	33	31.2	13	16	5	0	4	57	64.7
Iowa	02/22/2023	64-52	W	25-48	.521	4-18	.222	10-18	.556	8	30	38	31.4	12	11	11	0	1	64	64.6
at Michigan	02/26/2023	79-87	Lot	30-70	.429	8-23	.348	11-12	.917	9	24	33	31.5	19	10	8	4	5	79	65.1
Purdue	03/02/2023	61-63	L	23-58	.397	10-24	.417	5-5	1.000	7	16	23	31.2	17	8	8	0	5	61	65.0
at Minnesota	03/05/2023	71-67	W	27-55	.491	3-12	.250	14-17	.824	9	22	31	31.2	19	10	8	2	4	71	65.2
vs Ohio St.	03/08/2023	57-65	L	21-61	.344	4-22	.182	11-18	.611	15	17	32	31.2	18	8	10	2	8	57	64.9
Bradley	03/14/2023	81-62	W	25-58	.431	8-25	.320	23-28	.821	6	29	35	31.3	16	13	3	5	5	81	65.4
Total		2094		762-1836	.415	260-745	.349	310-456	.680	251	752	1003	31.3	512	374	273	50	194	2094	65.4
Opponents		2040		760-1713	.444	196-615	.319	324-476	.681	258	874	1132	35.4	518	327	384	111	144	2040	63.8

Wisconsin Averages

Games Played	Points/game	FG Pct	3FG Pct	FT Pct	Rebounds/game	Assists/game	Turnovers/game	Assist/Turnover ratio	Steals/game	Blocks/game
32	65.4	41.5	34.9	68.0	31.3	11.7	8.5	1.4	6.1	1.6

GAME-BY-GAME STATISTICS

OPPONENT

Opponent	Date	Score		FG-FGA	PCT	3FG-3FGA	PCT	FT-FTA	PCT	OFF	DEF	TOT	AVG	PF	A	TO	BLK	STL	PTS	AVG
South Dakota	11/07/2022	85-59	W	23-57	.404	2-15	.133	11-17	.647	8	26	34	34.0	20	7	10	2	5	59	59.0
vs Stanford	11/11/2022	60-50	W	17-47	.362	1-16	.063	15-23	.652	7	31	38	36.0	20	6	16	9	5	50	54.5
Green Bay	11/15/2022	56-45	W	15-44	.341	2-14	.143	13-23	.565	3	22	25	32.3	18	6	9	2	9	45	51.3
vs Dayton	11/23/2022	43-42	W	16-53	.302	4-27	.148	6-9	.667	11	34	45	35.5	13	6	17	4	4	42	49.0
vs Kansas	11/24/2022	68-69	Lot	24-62	.387	9-29	.310	12-21	.571	14	36	50	38.4	18	15	13	2	5	69	53.0
vs Southern California	11/25/2022	64-59	W	23-56	.411	11-23	.478	2-6	.333	10	26	36	38.0	14	12	14	5	2	59	54.0
Wake Forest	11/29/2022	75-78	L	29-54	.537	8-24	.333	12-16	.750	9	24	33	37.3	20	8	15	2	3	78	57.4
at Marquette	12/03/2022	80-77	Wot	27-53	.509	9-20	.450	14-20	.700	7	19	26	35.9	16	14	12	1	10	77	59.9
Maryland	12/06/2022	64-59	W	21-55	.382	10-24	.417	7-12	.583	8	29	37	36.0	20	9	14	6	4	59	59.8
at Iowa	12/11/2022	78-75	Wot	27-64	.422	7-27	.259	14-17	.824	10	32	42	36.6	16	18	15	2	8	75	61.3
Lehigh	12/15/2022	78-56	W	25-51	.490	4-14	.286	2-2	1.000	3	17	20	35.1	11	9	13	3	6	56	60.8
Western Mich.	12/30/2022	76-66	W	26-57	.456	12-29	.414	2-5	.400	9	23	32	34.8	15	12	7	1	2	66	61.3
Minnesota	01/03/2023	63-60	W	24-55	.436	5-14	.357	7-11	.636	11	29	40	35.2	10	7	20	2	5	60	61.2
at Illinois	01/07/2023	69-79	L	25-53	.472	10-19	.526	19-26	.731	7	30	37	35.4	14	14	10	6	5	79	62.4
Michigan St.	01/10/2023	65-69	L	23-44	.523	7-13	.538	16-17	.941	4	29	33	35.2	12	10	14	3	3	69	62.9
at Indiana	01/14/2023	45-63	L	29-62	.468	1-8	.125	4-5	.800	9	33	42	35.6	16	10	8	6	4	63	62.9
Penn St.	01/17/2023	63-60	W	22-49	.449	8-20	.400	8-11	.727	4	28	32	35.4	21	10	10	5	3	60	62.7
at Northwestern	01/23/2023	63-66	L	22-51	.431	6-16	.375	16-18	.889	8	27	35	35.4	22	9	6	1	3	66	62.9
at Maryland	01/25/2023	55-73	L	28-50	.560	6-14	.429	11-14	.786	8	24	32	35.2	10	15	8	5	5	73	63.4
Illinois	01/28/2023	51-61	L	22-51	.431	6-20	.300	11-18	.611	7	30	37	35.3	14	7	11	5	2	61	63.3
at Ohio St.	02/02/2023	65-60	W	24-56	.429	4-14	.286	8-13	.615	12	33	45	35.8	20	9	16	3	5	60	63.1
Northwestern	02/05/2023	52-54	L	21-45	.467	4-15	.267	8-13	.615	6	27	33	35.6	14	11	11	5	5	54	62.7
at Penn St.	02/08/2023	79-74	Wot	29-59	.492	9-23	.391	7-11	.636	7	24	31	35.4	21	13	11	1	5	74	63.2
at Nebraska	02/11/2023	63-73	Lot	25-54	.463	8-22	.364	15-23	.652	8	35	43	35.8	13	8	15	3	8	73	63.6
Michigan	02/14/2023	64-59	W	24-57	.421	5-16	.313	6-10	.600	8	29	37	35.8	15	7	12	5	2	59	63.4
Rutgers	02/18/2023	57-58	L	23-52	.442	7-17	.412	5-5	1.000	4	28	32	35.7	10	14	8	4	2	58	63.2
Iowa	02/22/2023	64-52	W	20-62	.323	3-28	.107	9-13	.692	13	17	30	35.4	19	8	7	2	3	52	62.8
at Michigan	02/26/2023	79-87	Lot	29-59	.492	7-21	.333	22-26	.846	8	31	39	35.6	17	7	12	6	4	87	63.7
Purdue	03/02/2023	61-63	L	24-48	.500	4-19	.211	11-18	.611	10	27	37	35.6	11	11	12	1	3	63	63.7
at Minnesota	03/05/2023	71-67	W	25-48	.521	6-18	.333	11-19	.579	6	19	25	35.3	20	18	11	4	5	67	63.8
vs Ohio St.	03/08/2023	57-65	L	23-44	.523	6-13	.462	13-20	.650	7	28	35	35.3	18	8	16	3	8	65	63.8
Bradley	03/14/2023	81-62	W	25-61	.410	5-23	.217	7-14	.500	12	27	39	35.4	20	9	11	2	1	62	63.8
Total		2040		760-1713	.444	196-615	.319	324-476	.681	258	874	1132	35.4	518	327	384	111	144	2040	63.8
Wisconsin		2094		762-1836	.415	260-745	.349	310-456	.680	251	752	1003	31.3	512	374	273	50	194	2094	65.4

Opponents Averages

Games Played	Points/game	FG Pct	3FG Pct	FT Pct	Rebounds/game	Assists/game	Turnovers/game	Assist/Turnover ratio	Steals/game	Blocks/game
32	63.8	44.4	31.9	68.1	35.4	10.2	12.0	0.9	4.5	3.5

## GAME 1: WISCONSIN 85, SOUTH DAKOTA 59

Nov. 7, 2022 • Madison, Wis. • Kohl Center



Official Basketball Box Score - Final  
**South Dakota at Wisconsin**  
 11/07/22 Kohl Center, Madison  
 2022-23 Men's Basketball

Game Time: 7:30 PM  
 Game Duration: 1:58  
 Attendance: 14,349

Officials: Larry Scritto, Brian Anselger, Rhett Lamoreaux

South Dakota - 59

Record: 0-1

NO. Name	Min	FG M-A	3P M-A	FT M-A	Rebounds OR DR TOT	Fouls PF FO	TP	AS	TO	ST	Blocks BS BA	+/-
34 Tasos Kamateros	F 26:29	3-9	0-3	0-0	1 4 5	2 1	6	0	0	1	0	-20
2 Damani Hayes	G 22:53	1-3	0-0	0-0	1 6 7	1 0	2	0	0	0	1	-19
5 Kruz Perrott-Hunt	G 32:45	10-20	0-2	1-1	1 2 3	4 0	21	3	2	2	0	-18
10 A.J. Pitzweil	G 26:59	2-5	1-2	3-6	1 3 4	4 3	8	1	4	0	0	-21
11 Mason Archambault	G 22:10	1-6	0-3	2-2	0 3 3	3 2	4	0	0	1	0	-24
23 Paul Bruns	21:16	2-6	1-4	0-0	0 1 1	5 2	10	0	2	1	0	-18
13 Mihal Carcoana	08:42	0-0	0-0	0-0	0 1 1	3 0	0	0	1	0	0	-8
55 Jeremiah Coleman	10:32	2-3	0-1	0-2	0 2 2	0 2	4	1	0	0	0	-7
3 Max Burchill	17:04	1-3	0-0	0-1	0 1 1	1 1	2	0	0	0	0	-6
33 Felix Brostrom	09:58	0-1	0-0	0-0	0 0 0	2 0	0	0	1	0	0	-3
22 Keaton Kutcher	01:12	1-1	0-0	0-0	0 0 0	0 0	2	0	0	0	0	0
Team					2 1 3				0			
<b>Totals</b>		23-57	2-15	11-17	8 26 34	20 15	59	7	10	5	2	4 -26

Technical Fouls: NONE

Wisconsin - 85

Record: 1-0

NO. Name	Min	FG M-A	3P M-A	FT M-A	Rebounds OR DR TOT	Fouls PF FO	TP	AS	TO	ST	Blocks BS BA	+/-
5 Tyler Wahl	F 26:58	5-11	0-3	9-10	3 7 10	2 7	19	4	3	2	1	24
22 Steven Crowl	F 24:50	4-8	2-4	2-3	0 3 3	1 2	12	2	1	0	2	19
2 Jordan Davis	G 20:40	3-8	0-2	0-1	1 5 6	1 2	6	0	0	0	0	14
11 Max Klesmit	G 30:39	3-6	2-3	3-4	0 4 4	2 3	11	0	2	1	0	24
23 Chucky Hepburn	G 28:29	5-10	3-5	1-2	0 3 3	2 3	14	3	2	2	0	27
0 Jahcobi Neath	08:44	1-1	1-1	0-0	0 1 1	1 0	3	0	0	0	0	5
14 Carter Gilmore	12:12	1-1	0-0	0-0	2 1 3	0 0	2	1	1	0	0	5
3 Connor Essegian	14:23	2-3	2-3	0-0	0 1 1	2 1	6	1	1	1	0	7
4 Kamari McGee	08:02	0-1	0-1	0-0	0 2 2	2 0	0	2	1	1	0	-2
35 Markus Iver	09:10	1-2	1-2	2-2	0 2 2	0 1	5	1	0	0	0	1
21 Chris Hodges	05:38	0-0	0-0	0-0	0 0 0	0 0	0	0	0	0	1	3
10 Isaac Lindsey	05:04	1-2	1-2	0-0	0 1 1	2 0	3	0	0	0	0	2
13 Justin Taphorn	02:47	0-0	0-0	0-0	0 0 0	0 0	0	0	0	0	0	1
15 Isaac Gard	01:12	0-0	0-0	0-0	0 0 0	0 0	0	0	0	0	0	0
30 Ross Candelino	01:12	2-2	0-0	0-1	0 0 0	0 1	4	0	0	0	0	0
Team					1 0 1				0			
<b>Totals</b>		28-55	12-26	17-23	7 30 37	15 20	85	14	10	8	4	2 26

Technical Fouls: NONE

Biggest lead	SD	UW
0 (1 <sup>st</sup> 20:00)	28 (2 <sup>nd</sup> 0:46)	
Best Scoring Run	SD	UW
7 (1 <sup>st</sup> 12:21)	10 (2 <sup>nd</sup> 7:21)	
Lead Changes	0	
Times Tied	0	
Time with Lead	00:00	39:50

**NOTES:** Wisconsin won its home opener for the 7th straight season and the 24th time in the last 25 years...UW is 7-0 in home openers under Greg Gard...Tyler Wahl tallied his 5th career double-double...Max Klesmit, Connor Essegian, Kamari McGee, Chris Hodges, Ross Candelino and Isaac Gard made their UW debuts.

## GAME 2: WISCONSIN 60, STANFORD 50

Nov. 11, 2022 • Milwaukee, Wis. • American Family Field



Official Basketball Box Score - Final  
**Stanford at Wisconsin**  
 11/11/22 American Family Field, Milwaukee  
 2022-23 Men's Basketball

Game Time: 6:30 PM  
 Game Duration: 2:05  
 Attendance: 17,927

Officials: Eric Curry, Brian Droney, John Higgins

Stanford - 50

Record: 1-1

NO. Name	Min	FG M-A	3P M-A	FT M-A	Rebounds OR DR TOT	Fouls PF FO	TP	AS	TO	ST	Blocks BS BA	+/-
22 James Keefe	F 15:44	1-2	0-0	0-0	0 4 4	2 0	2	1	4	1	0	-4
23 Brandon Angel	F 29:59	5-11	1-5	3-4	1 2 3	4 3	14	0	1	0	0	-9
55 Harrison Ingram	F 32:24	2-8	0-2	2-4	2 6 8	2 5	6	1	3	0	2	-5
5 Michael O'Connell	G 28:37	1-5	0-1	1-1	1 4 5	2 1	3	2	1	2	0	-10
13 Michael Jones	G 33:16	3-7	0-2	3-5	1 3 4	2 5	9	1	2	0	1	-4
1 Isa Silva	11:23	1-1	0-0	1-2	0 0 0	4 2	3	0	1	2	0	0
14 Spencer Jones	20:31	3-9	0-5	2-2	1 3 4	2 2	8	1	2	1	4	-7
42 Maxime Raynaud	24:16	1-4	0-1	1-2	0 6 6	1 1	3	0	2	0	1	-6
10 Max Murrell	03:50	0-0	0-0	2-3	0 0 0	1 1	2	0	0	0	0	-5
Team					1 3 4				0			
<b>Totals</b>		17-47	1-16	15-23	7 31 38	20 50	60	6	16	5	9	4 -10

Technical Fouls: Keefe 1<sup>st</sup> 18:35

Wisconsin - 60

Record: 2-0

NO. Name	Min	FG M-A	3P M-A	FT M-A	Rebounds OR DR TOT	Fouls PF FO	TP	AS	TO	ST	Blocks BS BA	+/-
5 Tyler Wahl	F 32:48	6-13	1-2	4-8	1 4 5	2 6	17	0	2	3	0	2 8
22 Steven Crowl	F 33:31	2-6	1-4	4-6	2 9 11	4 3	9	2	2	0	3	1 14
2 Jordan Davis	G 25:02	5-9	1-3	2-3	3 0 3	3 4	13	0	1	1	0	2 12
11 Max Klesmit	G 16:59	0-1	0-0	0-0	0 3 3	4 0	0	1	0	1	0	0 5
23 Chucky Hepburn	G 34:58	6-13	0-5	1-1	0 2 2	1 1	11	5	1	3	0	1 12
3 Connor Essegian	23:01	3-9	2-4	0-0	0 2 2	1 2	8	0	0	0	0	1 5
0 Jahcobi Neath	15:03	0-3	0-1	0-0	0 0 0	0 1	0	1	2	1	0	0 0
14 Carter Gilmore	12:07	1-4	0-0	0-0	0 1 1	3 2	2	0	0	2	1	-2
10 Isaac Lindsey	03:20	0-0	0-0	0-0	0 0 0	1 1	0	0	0	0	0	0 0
21 Chris Hodges	01:34	0-1	0-0	0-0	1 0 1	0 0	0	0	0	0	0	1 0
4 Kamari McGee	01:37	0-0	0-0	0-0	0 0 0	0 0	1	0	0	0	0	-2
Team					2 2 4				0		1	
<b>Totals</b>		22-59	5-20	11-18	9 23 32	20 60	60	9	9	11	4	9 10

Technical Fouls: NONE

Biggest lead	Stan	UW
1 (1 <sup>st</sup> 15:02)	13 (1 <sup>st</sup> 1:08)	
Best Scoring Run	Stan	UW
6 (1 <sup>st</sup> 15:02)	8 (1 <sup>st</sup> 1:08)	
Lead Changes	6	
Times Tied	3	
Time with Lead	02:17	36:32

**NOTES:** Wisconsin opened the season 2-0 for the 3rd straight year and the 5th time in the last 6 years...UW improved to 64-57 all-time in the city of Milwaukee...Tyler Wahl scored in double figures in back-to-back games reaching the mark for the 26th time in his career...Steven Crowl set new career highs with 11 rebounds and 3 blocks...Jordan Davis scored a career-high 13 points.

## GAME 3: WISCONSIN 56, GREEN BAY 45

Nov. 15, 2022 • Madison, Wis. • Kohl Center



Official Basketball Box Score - Final  
**Green Bay at Wisconsin**  
 11/15/22 Kohl Center, Madison  
 2022-23 Men's Basketball

Game Time: 8:00 PM  
 Game Duration: 1:57  
 Attendance: 14,524

Officials: Bill B, Lewis Garrison, Rob Kuenenren

Green Bay - 45

Record: 0-3

NO. Name	Min	FG M-A	3P M-A	FT M-A	Rebounds OR DR TOT	Fouls PF FO	TP	AS	TO	ST	Blocks BS BA	+/-
3 Clarence Cummings III	F 33:29	2-10	0-3	2-4	0 1 1	4 2	6	1	1	2	1	-7
11 Cade Meyer	F 28:00	5-8	0-1	3-4	0 1 1	3 13	0	0	3	0	1	0 4
24 Brock Heffner	F 20:59	1-6	0-2	1-2	1 1 2	3 1	3	0	0	1	0	-5
4 Davin Zeigler	G 20:04	0-3	0-1	1-2	0 5 5	3 2	1	2	0	0	0	-14
55 Nate Jenkins	G 24:42	0-1	0-1	0-0	0 4 4	1 1	0	0	1	0	0	-5
1 Randy Tucker	15:10	1-4	0-2	0-0	0 1 1	2 0	2	0	0	0	0	-6
0 Garren Davis	23:00	1-5	0-2	2-4	0 2 2	1 4	2	1	2	0	0	-3
5 Zae Blake	26:22	5-5	2-2	3-5	0 4 4	1 3	15	0	1	4	0	-7
13 Donovan Short	08:14	0-1	0-0	1-2	1 0 1	1 2	1	1	2	0	0	-12
Team					1 1 2				0			
<b>Totals</b>		15-44	2-14	13-23	3 22 25	18 18	45	6	9	9	2	2 -11

Technical Fouls: NONE

Wisconsin - 56

Record: 3-0

NO. Name	Min	FG M-A	3P M-A	FT M-A	Rebounds OR DR TOT	Fouls PF FO	TP	AS	TO	ST	Blocks BS BA	+/-
5 Tyler Wahl	F 23:49	2-11	0-1	4-4	2 7 9	4 5	8	0	4	0	1	6
22 Steven Crowl	F 28:14	3-6	1-1	2-3	4 5 9	0 3	9	0	2	0	1	0
2 Jordan Davis	G 32:59	3-7	3-6	2-2	1 2 3	0 1	11	1	0	2	1	0 13
11 Max Klesmit	G 35:57	2-5	2-4	3-4	1 4 5	1 6	9	1	0	2	0	12
23 Chucky Hepburn	G 24:19	2-14	1-3	3-4	3 4 7	3 2	8	3	2	0	1	10
14 Carter Gilmore	20:44	2-4	1-1	0-0	2 3 5	4 0	5	1	2	1	0	12
35 Markus Iver	10:28	1-2	0-1	0-0	0 1 1	1 2	0	0	1	1	0	7
3 Connor Essegian	07:29	0-1	0-0	2-2	0 1 1	0 0	2	0	2	0	0	-1
0 Jahcobi Neath	04:38	0-0	0-0	0-0	0 0 0	1 0	0	0	0	0	0	-2
4 Kamari McGee	05:30	0-0	0-0	0-0	0 0 0	1 0	0	1	1	0	0	-6
10 Isaac Lindsey	05:25	1-3	0-2	0-0	1 1 2	2 0	2	1	0	0	0	4
21 Chris Hodges	00:28	0-0	0-0	0-0	0 0 0	1 0	0	0	0	0	0	-1
Team					1 2 3				0			
<b>Totals</b>		16-53	8-19	16-19	15 30 45	18 18	56	8	14	6	2	2 11

Technical Fouls: NONE

Biggest lead	UWGB	UW
2 (1 <sup>st</sup> 19:24)	19 (2 <sup>nd</sup> 19:18)	
Best Scoring Run	UWGB	UW
8 (2 <sup>nd</sup> 13:13)	11 (1 <sup>st</sup> 4:08)	
Lead Changes	3	
Times Tied	0	
Time with Lead	04:26	34:58

## GAME 4: WISCONSIN 43, DAYTON 42

Nov. 23, 2022 • Paradise Island, Bahamas. • Imperial Arena



Official Basketball Box Score - Final  
**Wisconsin at Dayton**  
 11/23/22 Atlantis Resort - Imperial Arena, Paradise Island  
 2022 Bad Boy Mowers Battle 4 Atlantis

Game Time: 2:30 PM  
 Game Duration: 1:56  
 Attendance: 1,047

Officials: Jamie Luckie, Bill Covington, Jr., Owen Short

Wisconsin - 43

Record: 4-0

NO. Name	Min	FG M-A	3
----------	-----	-----------	---

## GAME 5: #3 KANSAS 69, WISCONSIN 68 (OT)

Nov. 24, 2022 • Paradise Island, Bahamas • Imperial Arena



Official Basketball Box Score - Final  
**Wisconsin at Kansas**  
 11/24/22 Atlanta Resort - Imperial Arena, Paradise Island  
 2022 Bad Boy Mowers Battle 4 Atlanta

Game Time: 11:00 AM  
 Game Duration: 3:17  
 Attendance: 1,185

Officials: Mike Roberts, Raymie Shyons, Bret Smith

Wisconsin - 68													Record: 4-1														
NO.	Name	Min	FG	3P	FT	Rebounds	Fouls	TP	AS	TO	ST	Blocks	+/-	Shooting By Period													
			M-A	M-A	M-A	OR	DR	TOT	PF	FD		BS	BA		1 <sup>st</sup> FG	2 <sup>nd</sup> FG	3P%	FT%	GM FG	GM 3P	GM FT	GM FG	GM 3P	GM FT			
5	Tyler Wahl	F 35:00	8-19	0-1	7-8	3	7	10	4	8	23	2	2	3	0	0	10	10	3PT%	2-8	25.0%	FT%	2-5	40%	1 <sup>st</sup> FG		
22	Steven Crowl	F 34:49	2-6	0-2	0-1	0	6	6	0	2	4	3	0	0	1	0	-10	2 <sup>nd</sup> FG	14-29	48.3%	3PT%	4-9	44.4%	FT%			
2	Jordan Davis	G 17:28	0-5	0-3	0-0	0	4	4	1	0	0	1	0	0	0	0	-8	3PT%	4-9	44.4%	FT%	11-13	84.6%	2 <sup>nd</sup> FG			
11	Max Klesmit	G 43:08	4-6	2-3	3-4	0	1	1	2	2	13	2	0	1	0	0	2	3PT%	2-7	28.6%	FT%	0-2	0.0%	GM FG			
23	Chucky Hepburn	G 33:02	2-9	1-1	1-2	1	3	4	3	1	6	1	3	1	0	1	-3	FT%	14-19	73.7%	GM FT%	6-19	31.6%	FT%			
3	Connor Essegian	31:05	6-12	3-7	2-2	1	4	5	2	4	17	1	1	1	0	1	5	1 <sup>st</sup> FG	8-26	30.8%	3PT%	2-8	25.0%	FT%			
14	Carter Gilmore	14:09	2-3	0-0	0-0	1	1	2	2	0	4	0	0	2	0	0	2	2 <sup>nd</sup> FG	14-29	48.3%	3PT%	4-9	44.4%	FT%			
4	Kamari McGee	04:44	0-0	0-0	0-0	0	1	1	3	0	0	0	0	0	0	0	0	3PT%	2-7	28.6%	FT%	0-2	0.0%	GM FG			
35	Markus Iler	04:21	0-1	0-1	0-0	0	0	0	1	0	0	0	0	0	0	0	-5	FT%	14-19	73.7%	GM FT%	6-19	31.6%	FT%			
10	Isaac Lindsey	07:14	0-1	0-1	1-2	0	1	1	1	1	1	0	0	0	0	0	2	GM FG	24-62	38.7%	3PT%	6-19	31.6%	FT%			
Team						0 1 1			0	0	0	0	0	0													
Totals			24-62	6-19	14-19	6	29	35	19	18	68	10	6	8	1	2	-1	Dead Ball Rebounds: 7, 1									

Kansas - 69			Record: 6-0																									
NO.	Name	Min	FG	3P	FT	Rebounds	Fouls	TP	AS	TO	ST	Blocks	+/-	Shooting By Period														
			M-A	M-A	M-A	OR	DR	TOT	PF	FD		BS	BA		1 <sup>st</sup> FG%	2 <sup>nd</sup> FG%	3P%	FT%	GM FG%	GM 3P%	GM FT%	GM FG%	GM 3P%	GM FT%				
10	Jalen Wilson	F 40:01	9-20	2-6	9-14	0	14	14	1	10	29	1	3	0	0	0	0	-2	1 <sup>st</sup> FG%	12-32	37.5%	3PT%	6-17	35.3%	FT%	3-5	60%	
24	KJ Adams, Jr.	F 32:24	2-2	0-0	2-4	3	3	6	4	2	6	1	2	1	0	0	0	-4	2 <sup>nd</sup> FG%	10-24	41.7%	3PT%	3-9	33.3%	FT%	7-14	50%	
3	Dajuan Harris	G 38:02	2-7	1-1	0-1	2	1	3	3	3	5	7	4	3	1	1	2	3PT%	3-9	33.3%	FT%	7-14	50%	GM FG%	24-62	38.7%		
4	Grady Dick	G 34:46	3-8	3-7	0-0	1	4	5	1	2	9	0	0	0	0	0	0	-8	3PT%	3-9	33.3%	FT%	7-14	50%	GM FT%	6-19	31.6%	
15	Kevin McCullar	G 36:12	7-18	3-9	1-2	4	5	9	5	2	18	3	1	1	1	0	0	0	3PT%	0-3	0.0%	FT%	2-2	100%	GM FG%	24-62	38.7%	
1	Joseph Yesulu	09:14	0-2	0-1	0-0	0	1	1	2	0	0	0	0	0	0	0	0	9	GM FG%	24-62	38.7%	3PT%	9-29	31.0%	FT%	12-21	57.1%	
21	Zach Clemence	12:36	0-6	0-5	0-0	1	2	3	1	0	0	1	1	0	0	0	0	5	Team									
0	Bobby Pettiford	19:20	1-1	0-0	0-0	0	1	1	2	0	2	2	2	0	0	0	0	3	1 <sup>st</sup> FG%	12-32	37.5%	3PT%	6-17	35.3%	FT%	3-5	60%	
11	MJ Rice	02:25	0-0	0-0	0-0	0	0	0	0	0	0	0	0	0	0	0	0	0	2 <sup>nd</sup> FG%	10-24	41.7%	3PT%	3-9	33.3%	FT%	7-14	50%	
Totals			24-62	9-29	12-21	14	36	50	18	19	69	15	13	5	2	1	-1	Technical Fouls:NONE										
																		Dead Ball Rebounds: 4, 0										

		WIS	KAN			Points from	WIS	KAN			Period by Period Scoring
		3 (1 <sup>st</sup> 14:48)	15 (2 <sup>nd</sup> 15:46)			Turnovers	13	4			1st 2nd OT1 TOT
		11 (2 <sup>nd</sup> 0:23)	10 (2 <sup>nd</sup> 3:40)			Paint	34	26			WIS 20 43 5 68
		10				Second Chance	10	11			WIS 20 43 5 68
		8				Fast Breaks	5	7			WIS 33 30 6 69
		05:35	33:15			Bench	22	2			WIS 33 30 6 69

## GAME 6: WISCONSIN 64, USC 59

Nov. 25, 2022 • Paradise Island, Bahamas • Imperial Arena



Official Basketball Box Score - Final  
**Southern California at Wisconsin**  
 11/25/22 Atlanta Resort - Imperial Arena, Paradise Island  
 2022 Bad Boy Mowers Battle 4 Atlanta

Game Time: 1:00 PM  
 Game Duration: 1:48  
 Attendance: 510

Officials: Tony Padilla, Bert Smith, Brett Smith

Southern California - 59													Record: 4-3																																			
NO.	Name	Min	FG	3P	FT	Rebounds	Fouls	TP	AS	TO	ST	Blocks	+/-	Shooting By Period																																		
			M-A	M-A	M-A	OR	DR	OT				BS	BA		1st	FG%	13-26	50.0%	2nd	FG%	10-30	33.3%	3rd	FG%	5-10	50.0%	FT%	2-5	40%	GM	FG%	23-56	41.1%	3PT%	11-23	47.8%	FT%	2-6	33.3%	Dead Ball Rebounds: 1, 0								
24	Joshua Morgan	F 32:06	1-1	0-0	0-0	2	3	5	0	1	2	2	1	0	15	1st	FG%	6-13	46.2%	3PT%	2-5	40%	FT%	2-5	40%	1st	FG%	6-13	46.2%	3PT%	2-5	40%	FT%	2-5	40%	GM	FG%	23-56	41.1%	3PT%	11-23	47.8%	FT%	2-6	33.3%	Dead Ball Rebounds: 1, 0		
2	Reese Dixon-Waters	G 19:50	3-7	1-4	0-0	2	2	4	3	0	7	0	3	0	0	0	2nd	FG%	10-30	33.3%	3PT%	5-10	50.0%	FT%	0-1	0%	2nd	FG%	10-30	33.3%	3PT%	5-10	50.0%	FT%	0-1	0%	GM	FG%	23-56	41.1%	3PT%	11-23	47.8%	FT%	2-6	33.3%	Dead Ball Rebounds: 1, 0	
5	Boogie Ellis	G 30:00	6-16	3-8	0-1	0	4	4	3	1	15	2	2	0	0	-1	3rd	FG%	5-10	50.0%	FT%	0-1	0%	GM	FG%	23-56	41.1%	3PT%	11-23	47.8%	FT%	2-6	33.3%	GM	FG%	23-56	41.1%	3PT%	11-23	47.8%	FT%	2-6	33.3%	Dead Ball Rebounds: 1, 0				
13	Drew Peterson	G 31:43	6-15	5-8	0-0	3	7	10	2	0	17	3	5	0	1	-11																																
22	Tre White	G 25:41	3-6	0-0	1-2	0	5	5	1	1	7	0	1	0	0	-1																																
0	Kobe Johnson	29:04	3-7	2-3	0-1	0	3	3	0	2	8	5	1	0	3	0	-1																															
30	Harrison Homery	14:14	0-2	0-2	1-2	1	1	2	3	2	1	0	0	0	1	-6																																
33	Kijani Wright	07:34	0-0	0-0	0-0	0	0	0	0	2	0	0	1	0	0	-18																																
1	Malik Thomas	08:51	1-2	0-0	0-0	0	0	0	0	0	2	0	0	1	0	-2																																
4	Oziyah Sellers	00:57	0-0	0-0	0-0	0	0	0	0	0	0	0	0	0	0	0																																
Team						2	1	3	0	0	1	0	0	0	0	0																																
Totals			23-56	11-23	2-6	10	26	36	14	7	59	12	14	2	5	1	-5																															

Wisconsin - 64			Record: 5-1															
NO.	Name	Min	FG	3P	FT	Rebounds	Fouls	TP	AS	TO	ST	Blocks	+/-	Shooting By Period				
			M/A	M/A	M/A	OR	DR	TOT	PF	FD		BS	BA		1 <sup>st</sup>	2 <sup>nd</sup>	3 <sup>rd</sup>	
5	Tyler Wahl	F 35:22	6-12	0-1	2-3	1	8	9	0	6	14	3	2	0	0	2	2	
22	Steven Crowl	F 30:14	3-10	1-5	1-3	2	5	7	0	3	8	3	1	0	1	1	12	
22	Jordan Davis	G 24:55	3-5	1-3	1-1	1	2	3	0	1	8	1	0	1	0	1	12	
11	Max Kleismit	G 30:50	0-2	0-1	0-0	0	1	1	3	0	0	2	1	0	0	0	1	
23	Chucky Hepburn	G 31:06	7-13	3-5	0-1	0	2	2	0	0	17	4	1	2	0	0	-6	
3	Connor Essegian	25:27	4-8	4-6	0	4	4	1	4	12	0	0	1	0	1	-1		
14	Carter Gilmore	12:19	0-3	0-1	0-1	0	0	1	2	0	0	0	0	0	0	0	0	
3	Markus Ilver	02:05	0-0	0-0	0-1	1	2	0	0	0	0	1	0	0	0	0	-4	
10	Isaac Lindsey	07:42	1-3	1-2	0-0	0	0	0	0	3	0	0	1	0	1	0	9	
Team						2	2	4				0	1					
Totals			25:56	10:24	4-8	6	26	32	7	14	64	13	8	6	1	5	0	5
Technical Fouls: NONE																		



## GAME 9: WISCONSIN 64, #13 MARYLAND 59

Dec. 6, 2022 • Madison, Wis. • Kohl Center



Official Basketball Box Score - Final  
Maryland at Wisconsin  
12/06/22 Kohl Center, Madison  
2022-23 Men's Basketball

Game Time: 8:00 PM  
Game Duration: 2:07

Officials: D.J. Carstensen, Larry Sciroto, Chris Beaver

Maryland - 59

Record: 8-1 (1-1)

NO. Name	Min	FG	3P	FT	Rebounds	Fouls	TP	AS	TO	ST	Blocks	BS	BA	+/
10 Julian Reese	F 31:00	4-6	0-0	2-4	1 5 6 4	4 4	10	2	3	0	2	0	2	2
24 Dontae Scott	F 34:37	3-14	2-7	1-3	1 9 10 3	6 9	2	2	1	3	1	1	-5	
0 Donald Carey	G 27:03	2-5	2-5	2-2	0 5 5 5	1 8	1	3	0	0	0	0	2	
1 Jahmir Young	G 29:39	6-13	3-5	2-3	3 1 4 1	5 17	1	3	2	0	1	-11		
13 Hakim Hart	G 31:51	2-10	1-4	0-0	3 6 9 1	2 5	2	2	0	0	1	-2		
2 Jahmir Long	19:11	1-2	1-2	0-0	0 1 1 2	0 3	1	0	0	0	0	-4		
15 Patrick Emilien	14:04	1-3	0-0	0-0	0 1 1 2	0 2	0	1	1	1	0	-6		
23 Ian Martinez	12:35	2-2	1-1	0-0	0 2 2 2	0 5	0	0	0	0	0	-1		
Team					0 0 0 0	0 0	0	0	0	0	0			
Totals		21-55	10-24	7-12	8 29 37	20 18	59	9	14	4	6	3	-5	

Technical Fouls: NONE

Wisconsin - 64

Record: 7-2 (1-0)

NO. Name	Min	FG	3P	FT	Rebounds	Fouls	TP	AS	TO	ST	Blocks	BS	BA	+/
5 Tyler Wahl	F 28:48	3-10	0-1	3-7	0 5 5 5	5 9	3	3	1	2	3	6		
22 Steven Crowl	F 29:23	4-7	0-3	4-6	0 6 6 3	1 12	3	1	1	0	0	-4		
2 Jordan Davis	G 22:58	3-5	1-3	1-2	1 0 6 6	2 3	8	0	0	1	0	0	-4	
11 Max Klesmit	G 34:27	2-6	1-3	2-2	0 3 3 2	3 7	2	1	2	0	1	-1		
23 Chucky Hepburn	G 36:20	4-8	2-4	3-3	0 4 4 3	3 13	2	2	1	0	1	8		
3 Connor Essegian	22:06	2-7	2-5	2-2	0 1 1 0	2 8	3	0	1	0	1	7		
14 Carter Gilmore	23:27	2-4	1-2	2-5	0 0 3 3	3 7	1	1	0	1	0	5		
4 Kamari McGee	02:31	0-0	0-0	0-0	0 0 0 0	0 0	0	0	0	0	0	0		
Team					2 0 2 0	0 0	0	0	0	0	0			
Totals		20-47	7-21	17-27	3 27 30	18 20	64	14	8	7	3	6	5	

Technical Fouls: NONE

Biggest lead	MD	UW
	1 (2 <sup>nd</sup> 18:43)	12 (1 <sup>st</sup> 7:21)
Best Scoring Run	11 (1 <sup>st</sup> 3:08)	8 (2 <sup>nd</sup> 6:31)
Lead Changes	8	
Times Tied	5	
Time with Lead	03:17	32:51

Points from	MD	UW
Turnovers	7	5
Paint	18	24
Second Chance	4	7
Fast Breaks	9	10
Bench	10	15

Period by Period Scoring	1st	2nd	TOT
MD	29	30	59
UW	31	33	64

Shooting By Period	1 <sup>st</sup> FG%	2 <sup>nd</sup> FG%	3 <sup>rd</sup> FG%	4 <sup>th</sup> FG%	5 <sup>th</sup> FG%
1 <sup>st</sup> FG%	12-28	42.9%			
2 <sup>nd</sup> FG%	9-27	33.3%			
3 <sup>rd</sup> FG%	5-11	45.5%			
4 <sup>th</sup> FG%	7-11	63.6%			
5 <sup>th</sup> FG%	21-55	38.2%			
3PT%	10-24	41.7%			
FT%	7-12	58.3%			
Dead Ball Rebounds:	1				

## GAME 10: WISCONSIN 78, IOWA 75 (OT)

Dec. 11, 2022 • Iowa City, Iowa • Carver-Hawkeye Arena



Official Basketball Box Score - Final  
Wisconsin at Iowa  
12/11/22 Carver-Hawkeye Arena, Iowa City  
2022-23 Men's Basketball

Game Time: 5:31 PM  
Game Duration: 2:10  
Attendance: 12,430

Officials: Larry Sciroto, Bill Ek, Brooks Wells

Wisconsin - 78

Record: 8-2 (2-0)

NO. Name	Min	FG	3P	FT	Rebounds	Fouls	TP	AS	TO	ST	Blocks	BS	BA	+/
5 Tyler Wahl	F 40:05	9-14	1-2	2-5	1 6 7 4	6 4	21	3	4	4	0	0	6	
22 Steven Crowl	F 27:36	6-11	0-3	0-1	0 6 6 3	3 1	12	7	2	0	1	-1		
2 Jordan Davis	G 22:48	2-4	1-3	0-0	0 2 2 2	0 5	0	0	0	0	0	8		
11 Max Klesmit	G 30:20	3-5	1-2	0-0	0 2 2 3	3 7	2	1	1	0	0	10		
23 Chucky Hepburn	G 41:14	4-12	1-3	2-3	0 6 6 3	5 11	4	0	4	0	1	5		
3 Connor Essegian	32:15	5-11	2-6	2-2	0 6 6 0	2 14	1	3	1	0	0	-8		
14 Carter Gilmore	21:22	4-7	0-2	0-0	3 1 4 3	1 8	0	1	1	0	0	-1		
4 Kamari McGee	03:47	0-1	0-1	0-0	0 0 0 0	0 0	0	0	1	0	0	-2		
10 Isaac Lindsey	04:46	0-0	0-0	0-0	0 0 0 0	0 0	0	0	0	0	0	-2		
35 Markus Iver	00:47	0-0	0-0	0-0	0 0 0 0	0 0	0	0	0	0	0	-2		
Team					0 0 0 0	0 0	0	0	0	0	0			
Totals		33-65	6-22	6-11	4 29 33	18 16	78	17	11	12	1	2	3	

Technical Fouls: NONE

Iowa - 75

Record: 7-3 (0-1)

NO. Name	Min	FG	3P	FT	Rebounds	Fouls	TP	AS	TO	ST	Blocks	BS	BA	+/
0 Filip Rebraca	F 38:13	4-7	0-0	2-3	3 5 8 4	4 10	4	3	0	1	0	2		
22 Patrick McCaffery	F 33:12	8-16	3-8	5-6	2 5 7 1	5 24	0	1	1	1	0	-1		
5 Dasonte Bowen	G 20:13	1-3	0-1	0-0	1 3 4 2	1 2	4	3	1	0	0	3		
13 Tony Perkins	G 43:38	7-15	1-3	2-3	1 5 6 3	4 17	3	4	1	0	1	-2		
30 Connor McCaffery	G 41:29	6-14	2-8	3-3	2 8 10 2	3 17	5	3	3	0	0	-2		
20 Payton Sandfort	23:07	0-7	0-5	2-2	0 3 3 3	1 2	0	1	1	0	0	-1		
4 Josh Dix	15:14	0-1	0-1	0-0	0 1 1 0	0 1	0	1	0	0	0	-5		
14 Carter Kingsbury	09:54	1-1	1-1	0-0	0 1 1 0	0 3	1	0	0	0	0	-9		
Team					1 1 2 0	0 0	0	0	0	0	0			
Totals		27-64	7-27	14-17	10 32 42	17 18	75	15	18	2	1	3		

Technical Fouls: Coach 2<sup>nd</sup> 4:13

Biggest lead	WIS	IOWA
	8 (2 <sup>nd</sup> 2:13)	6 (2 <sup>nd</sup> 16:38)
Best Scoring Run	9 (2 <sup>nd</sup> 6:39)	11 (1 <sup>st</sup> OT 4:22)
Lead Changes	6	
Times Tied	6	
Time with Lead	28:28	13:43

Points from	WIS	IOWA
Turnovers	13	8
Paint	52	36
Second Chance	4	12
Fast Breaks	2	10
Bench	22	5

Period by Period Scoring	1st	2nd	OT1	TOT
WIS	27	33	18	78
IOWA	27	33	15	75

Shooting By Period	1 <sup>st</sup> FG%	2 <sup>nd</sup> FG%	3 <sup>rd</sup> FG%	4 <sup>th</sup> FG%	5 <sup>th</sup> FG%
1 <sup>st</sup> FG%	13-27	48.1%			
2 <sup>nd</sup> FG%	3-12	25.0%			
3 <sup>rd</sup> FG%	2-2	100%			
4 <sup>th</sup> FG%	7-20	35.0%			
5 <sup>th</sup> FG%	4-9	44.4%			
6 <sup>th</sup> FG%	15-25	60%			
GMFG%	20-47	42.6%			
3PT%	7-21	33.3%			
FT%	17-27	63.0%			
Dead Ball Rebounds:	4				

## GAME 11: #22 WISCONSIN 78, LEHIGH 56

Dec. 11, 2022 • Madison, Wis. • Kohl Center



Official Basketball Box Score - Final  
Lehigh at Wisconsin  
12/15/22 Kohl Center, Madison  
2022-23 Men's Basketball

Game Time: 6:00 PM  
Game Duration: 1:43  
Attendance: 12,760

Officials: Courtney Green, Eric Curry, Deldre Carr

Lehigh - 56

Record: 4-5

NO. Name	Min	FG	3P	FT	Rebounds	Fouls	TP	AS	TO	ST	Blocks	BS	BA	+/
0 Jakob Alamedun	F 30:32	2-5	0-0	0-0	0 5 5 5	1 2	4	2	3	1	2	0	-25	
35 Dominic Parolin	C 34:56	3-7	0-1	0-0	2 3 5 3	0 6	1	2	2	1	0	-14		
5 Evan Taylor	G 33:15	7-10	2-3	2-2	2 2 2 2	1 18	1	3	0	0	0	-8		
13 Keith Higgins Jr.	G 33:18	7-11	1-1	0-0	0 2 2 1	1 15	0	0	0	0	0	-18		
22 Tyler Whitney-Sidney	G 30:21	4-8	0-1	0-0	4 4 1 2	8 2	3	1	0	0	0	-20		
55 Jalin Sinclair	05:56	0-1	0-0	0-0	1 1 0 0	0 0	0	1	1	0	0	3		
4 Reed Fenton	13:04	0-3	0-2	0-0	0 0 0 0	2 0	0	1	0	0	0	-12		
23 Bube Moham	03:09	1-2	0-0	0-0	1 0 1 1	0 2	0	0	0	0	0	-7		
2 Jake Betlow	10:25	1-3	1-3	0-0	0 0 0 0	0 3	1	1	1	0	0	-7		
25 Ben Knostman	02:40	0-0	0-0	0-0	0 0 0 0	0 0	0	0	0	0	0	-1		
21 Burke Chebuhar	02:15	0-1	0-1	0-0	0 0 0 0	0 0	0	0	0	0	0	-1		
11 Brendan Reed	00:03	0-0	0-0	0-0	0 0 0 0	0 0	0	0	0	0	0	0		
20 Jaysen Saigal	00:03	0-0	0-0	0-0	0 0 0 0	0 0	0	0	0	0	0	0		
44 Tommy Conniff	00:03	0-0	0-0	0-0	0 0 0 0	0 0	0	0	0	0	0	0		
Team					0 0 0 0	0 0	0	0	0	0	0			
Totals		25-51	4-14	2-2	3 17 22	11 6	56	9	13	6	3	1	-22	

Technical Fouls: NONE

Wisconsin - 78

Record: 9-2

NO. Name	Min	FG	3P	FT	Rebounds	Fouls	TP	AS	TO	ST	Blocks	BS	BA	+/		
		MA	MA	MA	OR	DR	TOT									
5 Tyler Wahl	F 31:50	5-11	1-1	2-4	2	5	7	0	5	13	4	3	2	0	1	24
22 Steven Crowl	F 26:49	6-11	1-1	2-2	2	3	5	0	2	15	4	2	1	0	0	13
2 Jordan Davis	G 25:19	5-8	4-6	0-0	0	5	5	0	0	14	0	0	0	1	1	7
11 Max Klesmit	G 29:19	3-5	2-3	0-0	0	1	1	1	0	8	3	1	1	0	0	29
23 Chucky Hepburn	G 26:28	4-6	0-0	0-0	1	0	1	2	1	8	3	1	0	0	0	13
3 Connor Essegian	20:08	5-10	3-7	0-0	2	4	6	1	2	13	0	1	1	0	0	-1
14 Carter Gilmore	16:21	2-6	0-1	1-2	3	2	5	0	1	5	0	0	0	0	1	6
4 Kamari McGee	11:53	0-1	0-1	0-0	0	0	1	1	2	0	2	1	1	0	0	10
10 Isaac Lindsey	01:56	0-0	0-0	0-0	0	0	0	0	0	0	0	0	0	0	0	1
35 Markus Iver	02:45	1-1	0-0	0-0	0	0	0	0	0	2	0	0	0	0	0	0
21 Chris Hodges	02:15	0-0	0-0	0-0	0	0	0	0	0	0	0	0	0	0	0	0
13 Justin Taphorn	01:39	0-0	0-0	0-0	0	0	0	0	0	0	0	0	0	0	0	-1
15 Isaac Gard	01:39	0-1	0-1	0-0	0	0	0	0	0	0	0	0	0	0	0	-1
30 Ross Candellino	01:39	0-0	0-0	0-0	0	1	1	0	0	0	0	0	0	0	0	-1
Team					1	1	2		0		1					

## GAME 13: #14 WISCONSIN 63, MINNESOTA 60

Jan. 3, 2023 • Madison, Wis. • Kohl Center



Official Basketball Box Score - Final  
**Minnesota at Wisconsin**  
 01/03/23 Kohl Center, Madison  
 2022-23 Men's Basketball

Game Time: 8:00 PM  
 Game Duration: 1:50  
 Attendance: 13,850

Officials: Larry Sciotto, Earl Walton, LaMar Simpson

Minnesota - 60 Record: 6-7 (0-3)

NO. Name	Min	FG M-A	3P M-A	FT M-A	Rebounds OR DR TOT	Fouls PF FO	TP	AS	TO	ST	Blocks BS BA	+/-
1 Joshua Ola-Joseph	F 23:47	3-5	0-0	0-0	2 3 5	1 1	6	0	1	1	0	-11
3 Dawson Garcia	F 32:41	5-13	0-3	4-5	3 6 9	2 4	14	0	3	0	0	4
10 Jamison Battle	F 40:00	5-15	2-7	1-1	1 8 9	0 3	13	0	6	1	0	-3
0 Taurus Samuels	G 15:21	0-0	0-0	0-0	0 2 2	1 0	0	1	0	1	0	-13
5 Talon Cooper	G 35:06	7-15	2-2	0-0	2 2 2	1 2	16	3	6	0	2	-4
21 Pharrrel Payne	22:45	3-4	0-0	2-5	1 2 3	2 4	8	1	1	0	0	1
4 Braeden Carrington	18:36	1-2	1-2	0-0	1 2 3	0 0	3	1	2	0	0	7
24 Jaden Henley	11:44	0-1	0-0	0-0	1 3 4	0 1	0	1	1	2	0	4
Team					2 1 3	0	0	0	0	0	0	
<b>Totals</b>		24-55	5-14	7-11	11 29 40	10 15	60	7	20	5	2	-3

Technical Fouls: Ola-Joseph 2<sup>nd</sup> 16:43

Shooting By Period	1 <sup>st</sup> FG%	2 <sup>nd</sup> FG%	3 <sup>rd</sup> FG%	4 <sup>th</sup> FG%	5 <sup>th</sup> FG%
1 <sup>st</sup> FG%	11-28	39.3%			
2 <sup>nd</sup> FG%	15-27	55.6%			
3 <sup>rd</sup> FG%	13-27	48.1%			
4 <sup>th</sup> FG%	5-8	62.5%			
5 <sup>th</sup> FG%	24-55	43.6%			
6 <sup>th</sup> FG%	5-14	35.7%			
7 <sup>th</sup> FG%	7-11	63.6%			

Dead Ball Rebounds: 1, 1

Wisconsin - 63 Record: 11-2 (3-0)

NO. Name	Min	FG M-A	3P M-A	FT M-A	Rebounds OR DR TOT	Fouls PF FO	TP	AS	TO	ST	Blocks BS BA	+/-
5 Tyler Wahl	F 08:50	1-5	0-1	0-0	0 2 2	0 0	2	0	0	0	1	-3
22 Steven Crowl	F 30:25	8-13	1-2	0-1	1 4 5	3 2	17	1	3	2	0	7
2 Jordan Davis	G 27:39	3-5	1-3	0-0	1 7 8	2 0	7	0	1	0	0	-2
11 Max Klesmit	G 34:58	2-8	1-4	0-0	0 1 1	3 0	5	3	2	3	1	5
23 Chucky Hepburn	G 34:12	5-11	3-4	3-3	0 2 2	1 5	16	4	1	5	0	12
3 Connor Essegian	19:42	3-7	1-3	4-5	0 4 4	1 2	11	0	1	2	0	-5
14 Carter Gilmore	29:53	1-3	0-0	0-0	0 0 0	4 1	2	1	0	1	0	-3
4 Kamari McGee	03:30	0-0	0-0	0-0	0 0 0	0 0	0	0	0	0	0	-1
35 Markus Iver	10:52	1-3	1-3	0-0	0 2 2	1 0	3	0	0	0	0	5
Team					0 0 0	0	0	1	0	0	0	
<b>Totals</b>		24-55	8-20	7-9	2 22 24	15 10	63	9	9	13	2	3

Technical Fouls: NONE

Shooting By Period	1 <sup>st</sup> FG%	2 <sup>nd</sup> FG%	3 <sup>rd</sup> FG%	4 <sup>th</sup> FG%	5 <sup>th</sup> FG%
1 <sup>st</sup> FG%	13-28	46.4%			
2 <sup>nd</sup> FG%	5-11	45.5%			
3 <sup>rd</sup> FG%	1-2	50%			
4 <sup>th</sup> FG%	11-27	40.7%			
5 <sup>th</sup> FG%	3-9	33.3%			
6 <sup>th</sup> FG%	6-7	85.7%			
7 <sup>th</sup> FG%	24-55	43.6%			
8 <sup>th</sup> FG%	8-20	40.0%			
9 <sup>th</sup> FG%	7-9	77.8%			

Dead Ball Rebounds: 1, 1

	UM	UW
Biggest lead	4 (1 <sup>st</sup> 11:10)	15 (2 <sup>nd</sup> 16:17)
Best Scoring Run	11 (2 <sup>nd</sup> 8:34)	15 (2 <sup>nd</sup> 17:56)
Lead Changes	6	
Times Tied	6	
Time with Lead	03:07	28:06

Points from	UM	UW
Turnovers	5	21
Paint	28	32
Second Chance	12	0
Fast Breaks	2	5
Bench	11	16

## GAME 14: ILLINOIS 79, #14 WISCONSIN 69

Jan. 7, 2023 • Champaign, Ill. • State Farm Center



Official Basketball Box Score - Final  
**Wisconsin at Illinois**  
 01/07/23 State Farm Center, Champaign, Ill.  
 2022-23 Men's Basketball

Game Time: 12:30 PM  
 Game Duration: 2:03  
 Attendance: 15,544

Officials: D.J. Carstensen, Kelly Pfeiler, Lewis Garrison

Wisconsin - 69 Record: 11-3 (3-1)

NO. Name	Min	FG M-A	3P M-A	FT M-A	Rebounds OR DR TOT	Fouls PF FO	TP	AS	TO	ST	Blocks BS BA	+/-
14 Carter Gilmore	F 30:36	2-3	0-0	0-1	3 4 7	3 2	4	1	1	0	0	-7
22 Steven Crowl	F 28:35	9-18	1-7	1-2	4 8 12	3 3	20	3	2	0	1	-11
2 Jordan Davis	G 26:15	2-4	1-3	0-1	0 4 4	3 1	5	0	0	0	0	-1
11 Max Klesmit	G 33:13	4-9	2-5	1-3	1 3 4	4 3	11	1	0	2	1	-11
23 Chucky Hepburn	G 36:12	8-18	3-7	3-5	0 3 3	2 4	22	7	3	4	0	-5
35 Markus Iver	18:41	1-6	0-3	0-0	1 2 3	0 0	2	0	0	0	0	-2
3 Connor Essegian	22:40	2-5	1-3	0-0	0 0 0	3 1	5	0	2	0	0	-4
4 Kamari McGee	02:29	0-1	0-0	0-0	0 0 0	1 0	0	0	1	0	0	-9
21 Chris Hodges	01:19	0-0	0-0	0-0	1 0 1	2 0	0	0	0	0	0	0
Team					0 0 0	0	0	0	0	0	0	
<b>Totals</b>		28-64	8-29	5-12	10 24 34	21 14	69	12	9	6	2	6

Technical Fouls: NONE

Shooting By Period	1 <sup>st</sup> FG%	2 <sup>nd</sup> FG%	3 <sup>rd</sup> FG%	4 <sup>th</sup> FG%	5 <sup>th</sup> FG%
1 <sup>st</sup> FG%	11-27	40.7%			
2 <sup>nd</sup> FG%	4-14	28.6%			
3 <sup>rd</sup> FG%	1-3	33.3%			
4 <sup>th</sup> FG%	17-37	45.9%			
5 <sup>th</sup> FG%	4-15	26.7%			
6 <sup>th</sup> FG%	4-9	44.4%			
7 <sup>th</sup> FG%	28-64	43.8%			
8 <sup>th</sup> FG%	8-29	27.6%			
9 <sup>th</sup> FG%	5-12	41.7%			

Dead Ball Rebounds: 2, 0

Illinois - 79 Record: 10-5 (1-3)

NO. Name	Min	FG M-A	3P M-A	FT M-A	Rebounds OR DR TOT	Fouls PF FO	TP	AS	TO	ST	Blocks BS BA	+/-
24 Matthew Mayer	F 29:52	2-5	1-2	5-6	2 4 6	3 5	10	3	0	0	2	0
33 Coleman Hawkins	F 32:34	7-11	6-9	0-0	0 5 5	2 0	20	1	2	0	0	7
42 Dain Dainja	F 24:11	2-6	0-0	0-2	2 4 6	2 5	4	1	1	0	3	5
0 Terrence Shannon Jr.	G 31:19	7-11	1-2	9-12	0 8 8	4 7	24	3	2	1	1	0
1 Sencire Harris	G 15:16	0-2	0-0	0-0	0 0 0	1 1	0	2	0	3	0	13
3 Jayden Egge	29:22	5-8	2-3	3-4	1 2 3	1 2	15	2	4	1	0	0
15 RJ Melendez	24:31	1-6	0-3	2-2	1 5 6	1 1	4	2	0	0	0	1
20 Ty Rodgers	12:55	1-4	0-0	0-0	1 2 3	0 0	2	0	1	0	0	5
Team					0 0 0	0	0	0	0	0	0	
<b>Totals</b>		25-53	10-19	19-26	7 30 37	14 21	79	14	10	5	6	2

Technical Fouls: NONE

	WIS	ILL
Biggest lead	5 (1 <sup>st</sup> 14:11)	15 (2 <sup>nd</sup> 5:34)
Best Scoring Run	6 (2 <sup>nd</sup> 13:26)	11 (1 <sup>st</sup> 1:12)
Lead Changes	3	
Times Tied	2	
Time with Lead	14:12	23:15

Points from	WIS	ILL
Turnovers	15	9
Paint	38	26
Second Chance	10	4
Fast Breaks	5	7
Bench	7	21

## GAME 15: MICHIGAN STATE 69, #18 WISCONSIN 65

Jan. 10, 2023 • Madison, Wis. • Kohl Center



Official Basketball Box Score - Final  
**Michigan St. at Wisconsin**  
 01/10/23 Kohl Center, Madison  
 2022-23 Men's Basketball

Game Time: 6:00 PM  
 Game Duration: 2:00  
 Attendance: 14,260

Officials: Rob Riley, Chris Beaver, Brooks Weiss

Michigan St. - 69 Record: 12-4 (4-1)

NO. Name	Min	FG M-A	3P M-A	FT M-A	Rebounds OR DR TOT	Fouls PF FO	TP	AS	TO	ST	Blocks BS BA	+/-
10 Joey Hauser	F 36:07	6-8	2-3	6-6	2 6 8	2 3	20	0	2	0	0	5
22 Macy Sisoko	G 22:31	3-3	0-0	0-0	0 11 11	4 1	6	0	1	0	0	5
2 Tyson Walker	G 35:47	4-9	3-3	2-2	0 0 0	0 5	13	1	1	1	0	5
3 Jaden Atkins	G 20:13	4-8	2-4	2-2	0 1 1	2 2	12	0	4	1	0	-2
11 A.J. Hoggard	G 29:13	3-8	0-1	4-4	0 4 4	2 2	10	8	2	0	0	15
0 Jaxon Kohler	04:12	0-0	0-0	0-0	0 0 0	1 0	0	0	0	0	0	-3
25 Malik Hall	27:03	3-6	0-1	2-3	0 5 5	0 2	8	0	1	0	0	-4
1 Pierre Brooks	03:53	0-1	0-1	0-0	0 1 1	0 0	1	0	0	0	0	-1
5 Tre Holloman	09:15	0-1	0-0	0-0	0 1 1	0 0	0	1	2	0	0	-11
15 Carson Cooper	11:46	0-0	0-0	0-0	1 1 2	1 2	0	0	1	2	0	-1
Team					1 0 1	0	0	1	0	0	0	
<b>Totals</b>		23-44	7-13	16-17	4 29 33	12 18	69	10	14	3	3	1

Technical Fouls: NONE

Shooting By Period	1 <sup>st</sup> FG%	2 <sup>nd</sup> FG%	3 <sup>rd</sup> FG%	4 <sup>th</sup> FG%	5 <sup>th</sup> FG%
1 <sup>st</sup> FG%	11-23	47.8%			
2 <sup>nd</sup> FG%	6-8	75.0%			
3 <sup>rd</sup> FG%	12-21	57.1%			
4 <sup>th</sup> FG%	3-5	60.0%			
5 <sup>th</sup> FG%	10-11	90.9%			
6 <sup>th</sup> FG%	23-44	52.3%			
7 <sup>th</sup> FG%	7-13	53.8%			
8 <sup>th</sup> FG%	16-17	94.1%			

Dead Ball Rebounds: 2, 0

Wisconsin - 65 Record: 11-4 (3-2)

NO. Name	Min	FG M-A	3P M-A	FT M-A	Rebounds OR DR TOT	Fouls PF FO	TP	AS	TO	ST	Blocks BS BA	+/-
14 Carter Gilmore	F 28:41	2-3	1-1	0-0	0 1 1	3 0	5	1	0	0	0	-7
22 Steven Crowl	F 34:08	9-17	1-3	0-1	0 3 3	2 2	19	2	1	0	0	-3
2 Jordan Davis	G 22:20	0-2	0-1	0-0	1 2 3	2 1	0	0	0	1	0	3
11 Max Klesmit	G 28:53	2-7	1-5	2-2	0 2 2	4 3	7	0	1	2	0	-8
23 Chucky Hepburn	G 33:23	4-11	2-6	4-5	1 2 3	4 4	14	5	3	2	1	-9
10 Isaac Lindsey	07:45	0-2	0-1	0-0	0 4 4	2 0	0	0	0	0	0	5
3 Connor Essegian	27:40	5-7	3-4	0-0	1 0 1	0 1	13	0	0	1	0	-2
21 Chris Hodges	03:53	1-1	0-0	0-0	0 0 0	0 1	2	0	0	0	0	-3
35 Markus Iver	13:17	2-5	1-2	0-0	0 1 1	1 0	5	1	0	0	0	0
Team					0 0 0	0	0	0	0	0	0	
<b>Totals</b>		25-55	9-23	6-8	3 15 18	12 16	65	9	5	6	1	3

## GAME 17: WISCONSIN 63, PENN STATE 60

Jan. 17, 2023 • Madison, Wis. • Kohl Center



Official Basketball Box Score - Final  
Penn St. at Wisconsin  
01/17/23 Kohl Center, Madison  
2022-23 Men's Basketball

Game Time: 7:30 PM  
Game Duration: 1:54  
Attendance: 14,236

Officials: Brian Dorsey, Michael Irving, Eric Curry

Penn St. - 60

Record: 12-6 (3-4)

NO. Name	Min	FG M-A	3P M-A	FT M-A	Rebounds OR DR TOT	Fouls PF RD	TP	AS	TO	ST	Blocks BS BA	+/-
1 Seth Lundy	F 22:00	1-3	0-1	0-0	0 1 1	4 0	2	1	2	1	1 0	-9
3 Kebba Njie	F 16:56	0-1	0-0	0-0	0 2 2	3 1	0	1	2	0	1 0	-9
10 Andrew Funk	G 37:36	4-11	3-8	5-5	1 1 2	0 4	16	1	0	0	0 0	-6
11 Camren Wynter	G 24:47	2-6	1-2	1-2	0 2 2	4 1	6	0	1	0	0 0	-11
22 Jalen Pickett	G 40:00	8-15	1-3	2-4	2 10 12	3 4	19	6	3	0	0 1	-3
2 Myles Dread	27:36	4-7	3-6	0-0	0 5 5	2 0	11	0	1	1	0 4	4
0 Kanye Clary	09:45	0-1	0-0	0-0	0 3 3	1 0	0	1	0	0	0 0	8
12 Evan Mahaffey	21:19	3-5	0-0	0-0	1 3 4	4 3	6	0	1	1	2 1	11
Team					0 1 1			0	0			
<b>Totals</b>		22-49	9-20	8-11	4 28 32	21 13	60	10	10	3	5 2	-3

Technical Fouls: NONE

Shooting By Period	1st FG%	2nd FG%	3rd FG%	GM FG%
1st FG%	5.9 55.6%	5.8 62.5%	9.24 37.5%	3.11 27.3%
2nd FG%	3.3 100%	22.49 44.9%	6.20 40.0%	8.11 72.7%
3rd FG%				
GM FG%				

Dead Ball Rebounds: 1,0

Wisconsin - 63

Record: 12-5 (4-3)

NO. Name	Min	FG M-A	3P M-A	FT M-A	Rebounds OR DR TOT	Fouls PF RD	TP	AS	TO	ST	Blocks BS BA	+/-
5 Tyler Wahl	F 32:50	3-10	1-1	3-6	2 3 5	3 7	10	2	1	1	1 3	4
22 Steven Crowl	F 33:24	9-16	1-3	2-4	1 10 11	1 3	21	2	1	0	0 0	5
3 Connor Essegian	G 33:20	4-7	2-4	0-0	0 3 3	3 3	10	0	0	1	0 0	0
11 Max Klesmit	G 09:47	1-4	1-3	0-0	0 1 1	2 0	3	0	0	0	0 1	-7
23 Chucky Hepburn	G 34:37	3-7	2-2	5-6	0 0 0	1 6	13	3	3	1	0 0	8
10 Isaac Lindsey	10:16	1-3	0-1	0-0	0 0 0	2 0	2	0	0	0	0 0	-8
14 Carter Gilmore	13:46	0-0	0-0	0-0	1 1 2	0 1	0	0	0	0	1 0	-3
2 Jordan Davis	29:15	2-7	0-3	0-0	1 5 6	1 1	4	1	0	0	0 0	1
4 Kamari McGee	02:45	0-0	0-0	0-0	0 0 0	0 0	0	0	0	0	0 0	-3
Team					3 1 4			0	1			
<b>Totals</b>		23-54	7-17	10-16	8 24 32	13 21	63	8	6	3	2 5	3

Technical Fouls: NONE

Shooting By Period	1st FG%	2nd FG%	3rd FG%	GM FG%
1st FG%	12.31 38.7%	3.33 33.3%	3.5 60%	11.23 47.8%
2nd FG%	4.8 50.0%	7.11 63.6%	23.54 42.6%	7.17 41.2%
3rd FG%			10.16 62.5%	
GM FG%				

Dead Ball Rebounds: 1,1

Biggest lead	7 (1 <sup>st</sup> 1:01)	4 (2 <sup>nd</sup> 12:22)
Best Scoring Run	5 (1 <sup>st</sup> 9:56)	8 (2 <sup>nd</sup> 16:04)
Lead Changes	8	
Times Tied	8	
Time with Lead	17:31	17:26

Points from Turnovers	0	15
Paint	24	28
Second Chance	4	
Fast Breaks	0	4
Bench	17	6

Period by Period Scoring	1st	2nd	TOT
PSU	36	24	60
WIS	30	33	63

## GAME 18: NORTHWESTERN 66, WISCONSIN 63

Jan. 23, 2023 • Evanston, Ill. • Welsh-Ryan Areen



Official Basketball Box Score - Final  
Wisconsin at Northwestern  
01/23/23 Welsh-Ryan Areen, Evanston, IL  
2022-23 Men's Basketball

Game Time: 5:30 PM  
Game Duration: 2:04  
Attendance: 4,218

Officials: Kelly Pfeifer, Rob Kuerneman, Rob Riley Sr.

Wisconsin - 63

Record: 12-6 (4-4)

NO. Name	Min	FG M-A	3P M-A	FT M-A	Rebounds OR DR TOT	Fouls PF RD	TP	AS	TO	ST	Blocks BS BA	+/-
5 Tyler Wahl	F 35:01	4-10	1-4	2-5	1 4 5	4 10	11	3	4	0	0 0	7
41 Steven Crowl	F 32:31	3-7	0-3	2-4	1 8 9	2 5	8	3	0	1	0 0	-3
2 Jordan Davis	G 37:35	6-10	3-6	0-0	3 3 6	5 0	15	1	0	1	0 0	2
3 Connor Essegian	G 34:53	3-11	2-8	2-2	0 4 4	1 1	10	2	1	0	0 0	2
23 Chucky Hepburn	G 33:22	4-16	3-9	1-3	1 0 1	1 5	12	5	0	1	0 1	-8
10 Isaac Lindsey	05:22	0-1	0-0	0-0	0 1 1	1 0	0	0	0	0	0 0	-4
14 Carter Gilmore	09:27	1-1	0-0	2-2	2 0 2	1 1	4	1	4	1	0 0	-6
35 Markus Iwer	05:11	0-0	0-0	0-0	0 0 0	0 2	0	1	0	0	0 0	-8
4 Kamari McGee	06:38	1-1	1-1	0-0	0 1 1	2 0	3	0	0	0	0 0	5
Team					2 1 3		0	2				
<b>Totals</b>		22-57	10-31	9-16	10 22 32	19 22	63	16	7	3	1 1	-3

Technical Fouls: NONE

Shooting By Period	1st FG%	2nd FG%	3rd FG%	GM FG%
1st FG%	4.12 33.3%	2.3 66.7%	12.30 40.0%	6.19 31.6%
2nd FG%	7.13 53.8%	22.57 38.6%	10.31 32.3%	9.16 56.3%
3rd FG%				
GM FG%				

Dead Ball Rebounds: 3,1

Northwestern - 66

Record: 13-5 (4-3)

NO. Name	Min	FG M-A	3P M-A	FT M-A	Rebounds OR DR TOT	Fouls PF RD	TP	AS	TO	ST	Blocks BS BA	+/-
31 Robbie Beran	F 25:38	2-4	1-2	2-2	1 2 3	2 1	7	0	0	1	0 0	0
34 Matthew Nicholson	C 24:19	1-3	0-0	5-6	1 5 6	4 4	7	1	2	0	0 1	-3
0 Boo Buie	G 36:37	7-15	1-4	5-6	0 7 7	3 7	20	5	1	1	0 0	1
1 Chase Audige	G 38:35	6-15	2-5	2-2	1 2 3	4 3	16	0	0	0	0 0	3
3 Ty Berry	G 27:20	1-3	0-0	0-0	0 5 5	3 0	2	0	1	0	0 0	5
5 Julian Roper II	08:18	2-2	1-1	0-0	0 0 0	0 0	5	0	0	1	0 0	2
10 Tydus Verhoeven	05:07	0-1	0-0	0-0	1 0 1	5 1	0	1	1	1	0 0	0
13 Brooks Barnhizer	29:33	3-8	1-4	2-2	2 3 5	0 1	9	2	0	0	0 0	6
53 Roy Dixon III	00:08	0-0	0-0	0-0	0 0 0	0 0	0	0	0	0	0 0	-2
2 Nick Martinelli	04:25	0-0	0-0	0-0	1 0 1	0 2	0	0	0	0	0 0	2
Team					1 3 4		0	1				
<b>Totals</b>		22-51	6-16	16-18	8 27 35	22 19	66	9	6	3	1 1	3

Technical Fouls: NONE

Biggest lead	4 (2 <sup>nd</sup> 15:48)	8 (1 <sup>st</sup> 6:29)
Best Scoring Run	10 (2 <sup>nd</sup> 17:31)	7 (1 <sup>st</sup> 11:34)
Lead Changes	17	
Times Tied	11	
Time with Lead	08:21	25:26

Points from Turnovers	11	7
Paint	22	24
Second Chance	11	6
Fast Breaks	2	2
Bench	7	14

Period by Period Scoring	1st	2nd	TOT
WIS	26	37	63
NU	32	34	66

## GAME 19: MARYLAND 73, WISCONSIN 55

Jan. 25, 2023 • College Park, Md. • XFINITY Center



Official Basketball Box Score - Final  
Wisconsin at Maryland  
01/25/23 XFINITY Center, College Park  
2022-23 Men's Basketball

Game Time: 7:00 PM  
Game Duration: 1:46  
Attendance: 14,407

Officials: Brian Dorsey, Doug Simmons, Deldre Carr

Wisconsin - 55

Record: 12-7 (4-5)

NO. Name	Min	FG M-A	3P M-A	FT M-A	Rebounds OR DR TOT	Fouls PF RD	TP	AS	TO	ST	Blocks BS BA	+/-
5 Tyler Wahl	F 32:18	6-13	0-0	1-1	1 3 4	1 3	13	3	1	0	0 1	-16
22 Steven Crowl	F 28:59	4-7	1-3	2-2	0 2 2	1 4	11	1	3	1	0 1	-9
2 Jordan Davis	G 29:55	1-5	1-4	0-0	1 3 4	2 0	3	2	0	0	0 0	-18
3 Connor Essegian	G 34:57	6-12	4-6	3-4	1 3 4	2 2	19	0	2	0	0 1	-14
23 Chucky Hepburn	G 25:17	1-3	1-1	0-0	0 1 1	4 1	3	4	0	0	1 0	-12
14 Carter Gilmore	22:37	3-5	0-1	0-0	0 0 0	0 0	6	1	0	0	0 0	-9
4 Kamari McGee	08:33	0-4	0-1	0-0	0 0 0	0 0	0	0	0	1	0 1	0
10 Isaac Lindsey	11:56	0-3	0-1	0-0	0 2 2	3 0	0	0	1	0	1 1	-9
21 Chris Hodges	04:28	0-1	0-0	0-0	0 0 0	0 0	0	0	0	0	0 0	0
35 Markus Iwer	01:00	0-0	0-0	0-0	1 0 1	0 0	0	0	0	0	0 0	-3
Team					3 1 4							
<b>Totals</b>		21-53	7-17	6-7	7 15 22	14 10	55	11	8	2	2 5	-18

Technical Fouls: Davis 1<sup>st</sup> 4:57

Shooting By Period	1st FG%	2nd FG%	3rd FG%	GM FG%
1st FG%	11.23 47.8%	5.9 55.6%	1.2 50%	10.30 33.3%
2nd FG%	2.8 25.0%	5.5 100%	21.53 39.6%	7.17 41.2%
3rd FG%			6.7 85.7%	
GM FG%				

Dead Ball Rebounds: 2,0

Maryland - 73

Record: 13-7 (4-5)

NO. Name	Min	FG M-A	3P M-A	FT M-A	Rebounds OR DR TOT	Fouls PF RD	TP	AS	TO	ST	Blocks BS BA	+/-
10 Julian Reese	F 23:23	7-8	0-0	0-1	0 3 3	4 2	14	1	3	1	1 0	12
24 Dontia Scott	F 37:29	5-9	2-3	2-3	4 7 11	0 2	14	0	0	1	1 0	16
0 Donald Carey	G 24:45	0-5	0-1	2-2	0 0 0	1 1	2	0	0	1	0 0	10
1 Jahmir Young	G 36:48	8-15	2-5	4-4	2 6 8	5 0	22	5	3	0	1 2	16
13 Hakim Hart	G 37:27	6-9	1-3	0-0	0 1 1	1 13	8	1	1	0	0 0	17
2 Jahari Long	03:12	0-0	0-0	0-0	0 0 0	0 0	0	1	0	0	0 0	2
23 Ian Martinez	15:15	0-2	0-1	1-2	0 3 3	2 2	1	0	0	0	0 0	8
15 Patrick Emilien	17:08	1-1	0-0	2-2	1 3 4	2 1	4	0	1	1	2 0	2
11 Noah Batchelor	02:33	1-1	1-1	0-0	0 0 0	0 0	3	0	0	0	0 0	1
20 Ike Cornish	01:00	0-0	0-0	0-0	0 0 0	0 0	0	0	0	0	0 0	3
35 Caelum Swanton-Rodger	01:00	0-0	0-0	0-0	0 1 1	0 0	0	0	0	0	0 0	3
Team					1 0 1			0				
<b>Totals</b>		28-50	6-14	11-14	8 24 32	10 14	73	15	8	5	5 2	18

Technical Fouls: NONE</





## GAME 25: WISCONSIN 64, MICHIGAN 59

Feb. 14, 2023 • Madison, Wis. • Kohl Center



Official Basketball Box Score - Final  
Michigan at Wisconsin  
02/14/23 Kohl Center, Madison  
2022-23 Men's Basketball

Game Time: 8:00 PM  
Game Duration: 2:04  
Attendance: 15,436

Officials: Kelly Pfeifer, Kipp Kissinger, Michael Irving

Michigan - 59

Record: 14-12 (8-7)

NO. Name	Min	FG M-A	3P M-A	FT M-A	Rebounds OR DR TOT	Fouls PF FD	TP	AS	TO	ST	Blocks BS BA	+/-
42 Will Tschetter	F 26:10	2-5	0-2	0-2	2 3 5	3 3	4	2	2	0	0 0	-1
1 Hunter Dickinson	C 35:10	4-9	1-2	3-4	2 10 12	2 5	12	1	1	0	2 0	1
0 Dug McDaniel	G 33:33	3-5	0-0	1-2	0 3 3	2 1	7	2	1	1	0 0	-11
2 Kobe Bufkin	G 36:45	9-15	3-4	0-0	1 2 3	5 2	21	1	5	0	1 0	3
13 Jeff Howard	G 36:57	4-14	1-6	0-0	0 4 4	1 1	9	1	1	0	1 0	-7
15 Joey Baker	08:59	0-3	0-1	0-0	0 2 2	1 0	0	0	0	0	0 0	-6
25 Jace Howard	09:35	0-2	0-1	0-0	0 1 1	0 1	0	0	0	0	0 0	0
32 Tarris Reed Jr.	12:51	2-4	0-0	2-2	3 4 7	1 1	6	0	1	1	1 0	-4
Team					0 0 0							
Totals		24-57	5-16	6-10	8 29 37	16 14	59	7	12	2	5 0	-5

Technical Fouls: Coach 2<sup>nd</sup> 10:27

Shooting By Period	1 <sup>st</sup> FG%	2 <sup>nd</sup> FG%	3 <sup>rd</sup> FG%	4 <sup>th</sup> FG%	5 <sup>th</sup> FG%
1 <sup>st</sup> FG%	14-28 50.0%				
2 <sup>nd</sup> FG%		10-29 34.5%			
3 <sup>rd</sup> FG%			1-8 12.5%		
4 <sup>th</sup> FG%				6-10 60%	
5 <sup>th</sup> FG%					24-57 42.1%
3PT%					5-16 31.3%
FT%					6-10 60.0%
Dead Ball Rebounds:	4				

Wisconsin - 64

Record: 15-10 (7-5)

NO. Name	Min	FG M-A	3P M-A	FT M-A	Rebounds OR DR TOT	Fouls PF FD	TP	AS	TO	ST	Blocks BS BA	+/-
5 Tyler Wahl	F 33:20	2-11	0-0	2-4	5 4 9	3 3	6	0	1	0	0 2	-6
41 Steven Crowl	F 30:43	5-15	1-1	0-0	3 9 12	4 3 11	6	1	1	0	1 2	2
3 Connor Essegian	G 31:47	6-12	2-7	9-10	0 3 3	5 23	1	1	1	0	0 6	6
11 Max Klesmit	G 35:35	3-11	2-3	2-2	0 2 2	2 2 10	0	0	0	0	1 0	0
23 Chucky Hepburn	G 26:18	1-9	0-3	0-0	1 2 3	0 1 2	1	0	0	0	1 0	-4
2 Jordan Davis	12:38	2-4	1-3	0-0	2 1 3	0 0 5	0	0	0	0 0	0 0	4
14 Carter Gilmore	15:57	0-0	0-0	1-2	2 1 3	2 1 1	1	1	0	0	0 0	14
4 Kamari McGee	13:42	3-4	0-1	0-0	1 0 1	0 0 6	1	1	0	0	0 0	9
Team					1 1 2	0 0 1						
Totals		22-66	6-18	14-18	15 23 38	14 15 64	10	5	3	0	5 5	0

Technical Fouls: NONE

Shooting By Period	1 <sup>st</sup> FG%	2 <sup>nd</sup> FG%	3 <sup>rd</sup> FG%	4 <sup>th</sup> FG%	5 <sup>th</sup> FG%
1 <sup>st</sup> FG%	12-33 36.4%				
2 <sup>nd</sup> FG%		10-33 30.3%			
3 <sup>rd</sup> FG%			10-33 30.3%		
4 <sup>th</sup> FG%				12-14 85.7%	
5 <sup>th</sup> FG%					22-66 33.3%
3PT%					6-18 33.3%
FT%					14-18 77.8%
Dead Ball Rebounds:	3				

	UM	UW
Biggest lead	3 (2 <sup>nd</sup> 19:38)	12 (2 <sup>nd</sup> 10:27)
Best Scoring Run	10 (2 <sup>nd</sup> 4:10)	8 (1 <sup>st</sup> 5:31)
Lead Changes	12	
Times Tied	2	
Time with Lead	06:08	32:09

Points from Turnovers	UM	UW
Paint	26	28
Second Chance	8	8
Fast Breaks	6	0
Bench	6	12

Period by Period Scoring	1st	2nd	TOT
UM	32	27	59
UW	31	33	64

## GAME 26: RUTGERS 58, WISCONSIN 57

Feb. 18, 2023 • Madison, Wis. • Kohl Center



Official Basketball Box Score - Final  
Rutgers at Wisconsin  
02/18/23 Kohl Center, Madison  
2022-23 Men's Basketball

Game Time: 11:00 AM  
Game Duration: 1:47  
Attendance: 17,071

Officials: Bill Elk, Courtney Green, Lamont Simpson

Rutgers - 58

Record: 17-10 (9-7)

NO. Name	Min	FG M-A	3P M-A	FT M-A	Rebounds OR DR TOT	Fouls PF FD	TP	AS	TO	ST	Blocks BS BA	+/-
1 Oskar Palmquist	F 18:22	1-3	1-3	0-0	0 1 1	3 2 3	0	1	0	0	0 0	8
5 Audre Hyatt	F 34:15	4-9	0-2	0-0	2 7 9	1 2 8	3	0	0	0	0 0	7
11 Clifford Omoruyi	C 37:32	5-12	0-0	2-2	1 7 8	1 3 12	1	0	0	2	0 0	-1
4 Paul Mulcahy	G 35:46	3-7	0-1	0-0	3 0 3	0 2 6	1	0	0	0	0 0	1
10 Cam Spencer	G 34:00	7-14	6-10	2-2	0 5 5	2 1 22	1	4	0	0	0 0	-4
0 Derek Simpson	21:27	1-3	0-0	0-0	0 1 1	2 1 2	2	1	0	0	0 0	4
21 Dean Reiber	15:39	2-4	0-1	1-1	0 2 2	1 2 5	1	1	0	0	0 0	-8
13 Antwone Woolfolk	00:52	0-0	0-0	0-0	0 0 0	0 0 0	0	0	0	0	0 0	0
2 Jalen Miller	02:07	0-0	0-0	0-0	0 0 0	0 0 0	0	0	0	0	0 0	-5
Team					1 2 3	0 0 0						
Totals		23-52	7-17	5-5	4 28 32	10 13 58	14	8	2	4	0 1	1

Technical Fouls: NONE

Shooting By Period	1 <sup>st</sup> FG%	2 <sup>nd</sup> FG%	3 <sup>rd</sup> FG%	4 <sup>th</sup> FG%	5 <sup>th</sup> FG%
1 <sup>st</sup> FG%	13-23 56.5%				
2 <sup>nd</sup> FG%		10-29 34.5%			
3 <sup>rd</sup> FG%			1-1 100%		
4 <sup>th</sup> FG%				23-52 44.2%	
5 <sup>th</sup> FG%					7-17 41.2%
3PT%					5-5 100.0%
Dead Ball Rebounds:	0				

Wisconsin - 57

Record: 15-11 (7-9)

NO. Name	Min	FG M-A	3P M-A	FT M-A	Rebounds OR DR TOT	Fouls PF FD	TP	AS	TO	ST	Blocks BS BA	+/-
5 Tyler Wahl	F 31:33	3-5	0-0	1-1	0 6 6	2 4 7	6	1	2	0	0 2	2
22 Steven Crowl	F 33:42	3-8	1-3	1-2	3 8 11	2 1 8	2	0	0	0	1 10	10
3 Connor Essegian	G 21:12	0-10	0-7	2-2	0 2 2	2 2 1	2	1	0	1	0 1	0
11 Max Klesmit	G 33:07	3-8	3-8	2-2	1 3 4	1 1 11	3	2	0	0	0 0	-5
23 Chucky Hepburn	G 23:02	2-7	2-6	0-0	1 1 2	4 1 6	1	2	1	0	0 0	-4
14 Carter Gilmore	14:45	0-1	0-0	0-0	1 0 1	0 0 0	0	2	0	0	0 0	-14
4 Kamari McGee	22:34	3-8	3-6	0-0	1 1 1	1 1 9	1	0	0	0	1 9	9
2 Jordan Davis	20:05	5-10	3-6	1-2	2 2 4	1 1 14	0	0	0	0	0 0	7
Team					1 1 2	0 0 0						
Totals		19-57	12-36	7-9	9 24 33	13 10 57	16	5	4	0	4	-1

Technical Fouls: NONE

	RU	UW
Biggest lead	7 (1 <sup>st</sup> 2:22)	5 (1 <sup>st</sup> 17:14)
Best Scoring Run	9 (1 <sup>st</sup> 15:12)	8 (2 <sup>nd</sup> 19:35)
Lead Changes	13	
Times Tied	4	
Time with Lead	22:48	10:00

Points from Turnovers	RU	UW
Paint	26	14
Second Chance	8	2
Fast Breaks	2	3
Bench	7	23

Period by Period Scoring	1st	2nd	TOT
RU	36	22	58
UW	34	23	57

## GAME 27: WISCONSIN 64, IOWA 52

Feb. 22, 2023 • Madison, Wis. • Kohl Center



Official Basketball Box Score - Final  
Iowa at Wisconsin  
02/22/23 Kohl Center, Madison  
2022-23 Men's Basketball

Game Time: 8:00 PM  
Game Duration: 1:50  
Attendance: 16,029

Officials: Doug Simons, Kipp Kissinger, D.J. Carlensen

Iowa - 52

Record: 17-11 (9-8)

NO. Name	Min	FG M-A	3P M-A	FT M-A	Rebounds OR DR TOT	Fouls PF FD	TP	AS	TO	ST	Blocks BS BA	+/-
0 Filip Rebraca	F 31:00	6-10	0-0	1-4	3 4 7	4 4 13	1	1	0	0	0 0	-5
24 Kris Murray	F 26:37	2-10	1-5	0-0	2 3 5	4 1 5	1	0	1	1	0 0	-7
1 Ahron Uls	G 23:48	3-9	1-5	2-2	0 1 1	1 2 9	2	0	0	0	0 7	7
11 Tony Perkins	G 33:08	4-14	0-5	5-5	2 0 2	3 4 13	0	2	1	0	0 0	-7
30 Connor McCaffery	G 34:45	1-6	0-5	0-0	4 4 8	3 0 2	1	3	1	0	0 0	-5
20 Payton Sandfort	26:19	4-9	1-4	1-2	1 2 3	1 2 10	1	0	0	0	0 0	-20
22 Patrick McCaffery	18:19	0-3	0-3	0-0	0 0 0	1 0 0	1	0	0	1	0 0	-19
4 Josh Dix	06:04	0-1	0-1	0-0	0 1 1	1 0 0	1	0	0	0	0 0	-4
Team					1 2 3	0 0 1						
Totals		20-62	3-28	9-13	13 17 30	19 12 52	8	7	3	2	0 0	-12

Technical Fouls: Perkins 2<sup>nd</sup> 11:44

Shooting By Period	1 <sup>st</sup> FG%	2 <sup>nd</sup> FG%	3 <sup>rd</sup> FG%	4 <sup>th</sup> FG%	5 <sup>th</sup> FG%
1 <sup>st</sup> FG%	9-29 31.0%				
2 <sup>nd</sup> FG%		13-25 52.0%			
3 <sup>rd</sup> FG%			2-6 33.3%		
4 <sup>th</sup> FG%				9-13 69.2%	
5 <sup>th</sup> FG%					20-62 32.3%
3PT%					3-28 10.7%
FT%					9-13 69.2%
Dead Ball Rebounds:	2				

Wisconsin - 64

Record: 16-11 (8-9)

Huskies - W													
NO. Name	Min	FG M-A	3P M-A	FT M-A	Rebounds OR DR TOT	Fouls PF FD	TP	AS	TO	ST	Blocks BS BA	+/-	
5 Tyler Wahl	F 36:18	5-8	0-1	1-2	2 12 14	2 3 11	2	3	1	0	0 10	10	
22 Steven Crowl	F 12:40	4-5	0-0	0-0	1 2 3	3 1 8	0	2	0	0	0 0	-4	
3 Connor Essegian	G 31:26	5-13	2-7	5-7	1 4 5	1 5 17	1	1	0	0	1 15	15	
11 Max Klesmit	G 30:24	1-2	1-1	1-2	0 3 3	1 4 4	1	2	0	0	0 6	6	
23 Chucky Hepburn	G 33:39	4-9	1-4	3-5	1 3 4	1 5 12	5	1	0	0	0 3	3	
2 Jordan Davis	16:25	2-3	0-1	0-0	1 2 3	1 0 4	0	0	0	0	0 3	3	
14 Carter Gilmore	25:47	2-5	0-3	0-2	1 1 2	1 4 1	0	0	0	0	0 0	12	
10 Isaac Lindsey	03:45	1-2	0-1	0-0	0 0 0	0 0 2	0	0	0	0	1 4	4	
4 Kamari McGee	04:04	0-0	0-0	0-0	0 1 1	0 0 1	0	1	1	0	0 0	5	
35 Markus Iyer	04:57	1-1	0-0	0-0	0 0 0	1 0 2	0	0	0	0	0 0	6	
13 Justin Taphorn	00:09	0-0	0-0	0-0	0 0 0	0 0 0	0	0	0	0	0 0	0	
15 Isaac Gard	00:09	0-0	0-0	0-0	0 0 0	0 0 0	0	0	0	0	0 0	0	
21 Chris Hodges	00:09	0-0	0-0	0-0	0 0 0	0 0 0	0	0	0	0	0 0	0	
30 Ross Candellino	00:09	0-0	0-0	0-0	0 1 1	0 0 0	0	0	0	0	0 0	0	
Team					1 1 2			0	1				
Totals		25-48	4-18	10-18	8 30 38	17 19 64	11	11	1	0	2 12	12	

## GAME 29: #5 PURDUE 63, WISCONSIN 61

March 2, 2023 • Madison, Wis. • Kohl Center



Official Basketball Box Score - Final  
Purdue at Wisconsin  
03/02/23 Kohl Center, Madison  
2022-23 Men's Basketball

Game Time: 8:00 PM  
Game Duration: 2:05  
Attendance: 17,071

Officials: Brian Dorsey, Terry Oglesby, Keith Kirtle

Purdue - 63

Record: 25-5 (14-5)

NO. Name	Min	FG M-A	3P M-A	FT M-A	Rebounds OR DR TOT	Fouls PF D	TP	AS	TO	ST	Blocks BS BA	+/-
0 Mason Gillis	F 17:39	0-2	0-2	0-0	0 1 1	2 1 0	0	0	2	0	0 0	1
15 Zach Edey	C 33:53	7-9	0-0	3-8	6 13 19	0 7 7	17	3	2	0	1 0 0	0
2 Fletcher Loyer	G 36:48	6-11	1-3	0-0	0 0 0	0 0 0	13	2	1	0	0 0 0	0
3 Braden Smith	G 26:21	2-6	1-3	4-4	1 3 4	3 5 9	9	2	1	1	0 0 0	-7
5 Brandon Newman	G 23:18	2-7	0-5	3-4	1 4 5	1 2 7	0	0	2	2	0 0 4	3
25 Ethan Morton	19:30	2-4	2-4	1-2	0 2 2	1 1 7	2	0	0	0	0 0 0	4
1 Caleb Furst	14:45	1-3	0-0	0-0	1 1 2	0 0 2	0	0	0	0	0 0 0	-2
4 Trey Kaufman-Renn	13:37	2-2	0-0	0-0	1 1 2	2 1 4	2	1	0	0	0 0 0	3
14 David Jenkins Jr.	14:09	2-4	0-2	0-0	0 1 1	2 0 4	0	1	0	0	0 0 0	8
Team					0 1 1		0	2				
Totals		24-48	4-19	11-18	10 27 37	11 17 63	11	12	3	1	0 2	

Technical Fouls: NONE

Shooting By Period	1st FG%	2nd FG%	3rd FG%	4th FG%
1st FG%	14-24 58.3%			
2nd FG%		10-24 41.7%		
3rd FG%			10-12 83.3%	
4th FG%				24-48 50.0%
FT%	4-19 21.1%			11-18 61.1%
Dead Ball Rebounds:	5, 0			

Wisconsin - 61

Record: 16-13 (8-11)

NO. Name	Min	FG M-A	3P M-A	FT M-A	Rebounds OR DR TOT	Fouls PF FD	TP	AS	TO	ST	Blocks BS BA	+/-
5 Tyler Wahl	F 30:17	2-11	1-2	0-0	0 3 3	2 0 5	4	1	1	0 1 1	1	1
22 Steven Crowl	F 36:20	1-5	0-2	0-0	0 3 3	6 2 1	2	0	0	0 0 0	-6	1
3 Connor Essegian	G 26:43	3-8	2-4	0-0	0 2 2	4 1 8	0	0	0	0 0 0	0	3
11 Max Klesmit	G 35:40	7-11	3-5	2-2	1 3 4	4 2 19	1	2	3	0 0 1	1	1
23 Chucky Hepburn	G 34:03	5-12	1-3	2-2	0 2 2	3 4 13	1	0	1	0 0 0	0	1
2 Jordan Davis	12:17	1-3	1-2	0-0	0 0 0	0 0 3	0	0	1	0 0 0	-7	1
4 Kamari McGee	05:57	0-3	0-3	0-0	0 0 0	0 0 1	0	0	1	1 0 0	-2	1
14 Carter Gilmore	11:50	1-2	0-1	1-1	2 2 4	1 3 3	1	1	1	0 0 0	-1	1
10 Isaac Lindsey	05:20	3-3	2-2	0-0	0 0 0	0 0 8	0	0	0 0 0	0 0 0	-1	1
21 Chris Hodges	01:33	0-0	0-0	0-0	0 0 0	0 0 0	0	0	0 0 0	0 0 0	0	1
Team					1 1 2		0	2				
Totals		23-58	10-24	5-5	7 16 23	17 11 61	8	8	5	0 1	2	

Technical Fouls: NONE

Shooting By Period	1st FG%	2nd FG%	3rd FG%	4th FG%
1st FG%	11-26 42.3%			
2nd FG%		5-11 45.5%		
3rd FG%			5-13 38.5%	
4th FG%				23-58 39.7%
FT%	10-24 41.7%			5-5 100.0%
Dead Ball Rebounds:	1, 0			

	PU	UW
Biggest lead	6 (1 <sup>st</sup> 3:24)	5 (2 <sup>nd</sup> 14:20)
Best Scoring Run	5 (1 <sup>st</sup> 14:23)	6 (2 <sup>nd</sup> 15:06)
Lead Changes	13	
Times Tied	8	
Time with Lead	20:19	14:04

Points from Turnovers	PU	UW
Paint	30	18
Second Chance	8	8
Fast Breaks	4	0
Bench	17	14

Period by Period Scoring	1st	2nd	TOT
PU	31	32	63
UW	27	34	61

## GAME 30: WISCONSIN 71, MINNESOTA 67

March 5, 2023 • Minneapolis • Williams Arena



Official Basketball Box Score - Final  
Wisconsin at Minnesota  
03/05/23 Williams Arena, Minneapolis  
2022-23 Men's Basketball

Game Time: 6:30 PM  
Game Duration: 2:04  
Attendance: 12,276

Officials: Doug Simons, Rob Kueneman, Bert Smith

Wisconsin - 71

Record: 17-13 (8-11)

NO. Name	Min	FG M-A	3P M-A	FT M-A	Rebounds OR DR TOT	Fouls PF FD	TP	AS	TO	ST	Blocks BS BA	+/-
5 Tyler Wahl	F 38:19	8-11	0-0	5-5	1 6 7	3 4 21	2	3	0	0 0 4	4	1
22 Steven Crowl	F 34:28	9-13	0-0	3-4	3 4 7	2 6 21	2	1	1	1 1 2	2	1
3 Connor Essegian	G 32:05	4-10	1-2	2-2	2 4 6	1 3 11	0	3	0	1 1 0	1	0
11 Max Klesmit	G 38:09	1-6	1-4	3-4	0 3 3	3 2 6	3	1	1	0 1 4	4	1
23 Chucky Hepburn	G 24:20	5-10	1-2	1-2	0 2 2	4 12 2	0	0	1	0 1 1	4	1
2 Jordan Davis	06:31	0-3	0-2	0-0	1 1 2	0 0 0	0	0	0 0 0	0 0 0	-2	1
14 Carter Gilmore	07:13	0-0	0-0	0-0	1 1 2	4 0 0	0	0	1 0 0	0 0 0	2	1
4 Kamari McGee	04:57	0-1	0-1	0-0	0 0 0	0 0 0	0	0	0 0 0	0 0 0	-3	1
10 Isaac Lindsey	12:58	0-1	0-1	0-0	0 0 0	2 1 0	0	0	0 0 0	0 0 0	-1	1
Team					1 1 2		0	0				
Totals		27-55	3-12	14-17	9 22 31	19 20 71	10	8	4	2	4	

Technical Fouls: NONE

Shooting By Period	1st FG%	2nd FG%	3rd FG%	4th FG%
1st FG%	12-30 40.0%			
2nd FG%		15-25 60.0%		
3rd FG%			1-2 50.0%	
4th FG%				27-45 60.0%
FT%	11-13 84.6%			3-12 25.0%
Dead Ball Rebounds:	3, 0			

Minnesota - 67

Record: 8-21 (2-17)

NO. Name	Min	FG M-A	3P M-A	FT M-A	Rebounds OR DR TOT	Fouls PF FD	TP	AS	TO	ST	Blocks BS BA	+/-
1 Joshua Oia-Joseph	F 25:27	5-5	0-0	0-1	0 4 4	4 2 10	0	1	1	0 0 0	-1	1
3 Dawson Garcia	F 40:00	8-14	3-6	0-0	0 0 0	2 3 19	2	1	2	1 0 0	-4	1
10 Jamison Battle	F 40:00	1-8	1-6	2-4	0 3 3	2 4 5	3	2	1	1 0 0	-4	1
24 Jaden Henley	G 20:51	3-5	1-1	1-2	0 1 1	1 1 8	2	0	0 0 1	2 0 0	-4	1
55 Talon Cooper	G 39:33	3-10	0-3	2-3	1 2 3	5 2 8	8	4	1	1 0 0	-3	1
21 Pham Payne	12:44	2-2	0-0	1-3	1 2 3	5 4 5	1	2	0 0 0	0 0 0	-6	1
4 Braeden Carrington	21:17	3-4	1-2	4-4	2 6 8	1 2 11	2	1	0 0 0	0 0 0	2	1
0 Taurus Samuels	00:08	0-0	0-0	1-2	0 0 0	0 1 1	0	0	0 0 0	0 0 0	0	1
Team					2 1 3		0	0				
Totals		25-48	8-18	11-19	6 19 25	20 19 67	18	11	5	4	2	-4

Technical Fouls: NONE

Shooting By Period	1st FG%	2nd FG%	3rd FG%	4th FG%
1st FG%	15-25 60.0%			
2nd FG%		4-10 40.0%		
3rd FG%			2-4 50.0%	
4th FG%				10-23 43.5%
FT%	9-15 60.0%			3-12 25.0%
Dead Ball Rebounds:	3, 0			

	WIS	UMN
Biggest lead	5 (1 <sup>st</sup> 11:21)	7 (1 <sup>st</sup> 0:00)
Best Scoring Run	7 (2 <sup>nd</sup> 8:58)	7 (1 <sup>st</sup> 5:12)
Lead Changes	8	
Times Tied	6	
Time with Lead	15:45	17:56

Points from Turnovers	WIS	UMN
Paint	48	34
Second Chance	9	5
Fast Breaks	0	3
Bench	0	17

Period by Period Scoring	1st	2nd	TOT
WIS	29	42	71
UMN	36	31	67

## GAME 31: OHIO STATE 65, WISCONSIN 57

March 8, 2023 • Chicago, Ill. • United Center



Official Basketball Box Score - Final  
Purdue at Wisconsin  
03/02/23 Kohl Center, Madison  
2022-23 Men's Basketball

Game Time: 8:00 PM  
Game Duration: 2:05  
Attendance: 17,071

Officials: Brian Dorsey, Terry Oglesby, Keith Kirtle

Purdue - 63

Record: 25-5 (14-5)

NO. Name	Min	FG M-A	3P M-A	FT M-A	Rebounds OR DR TOT	Fouls PF FD	TP	AS	TO	ST	Blocks BS BA	+/-
0 Mason Gillis	F 17:39	0-2	0-2	0-0	0 1 1	2 1 0	0	0	2	0	0 0 1	1
15 Zach Edey	C 33:53	7-9	0-0	3-8	6 13 19	0 7 7	17	3	2	0	1 0 0	0
2 Fletcher Loyer	G 36:48	6-11	1-3	0-0	0 0 0	0 0 0	13	2	1	0	0 0 0	0
3 Braden Smith	G 26:21	2-6	1-3	4-4	1 3 4	3 5 9	9	2	1	1	0 0 0	-7
5 Brandon Newman	G 23:18	2-7	0-5	3-4	1 4 5	1 2 7	0	0	2	2	0 0 4	3
25 Ethan Morton	19:30	2-4	2-4	1-2	0 2 2	1 1 7	2	0	0	0 0 0	0	4
1 Caleb Furst	14:45	1-3	0-0	0-0	1 1 2	0 0 2	0	0	0 0 0	0 0 0	-2	1
4 Trey Kaufman-Renn	13:37	2-2	0-0	0-0	1 1 2	2 1 4	2	1	0	0 0 0	0	8
14 David Jenkins Jr.	14:09	2-4	0-2	0-0	0 1 1	2 0 4	0	1	0	0 0 0	8	1
Team					0 1 1		0	2				
Totals		24-48	4-19	11-18	10 27 37	11 17 63	11	12	3	1	0 2	

Technical Fouls: NONE

Shooting By Period	1st FG%	2nd FG%	3rd FG%	4th FG%
1st FG%	14-24 58.3%			
2nd FG%		10-24 41.7%		
3rd FG%			10-12 83.3%	
4th FG%				24-48 50.0%
FT%	4-19 21.1%			11-18 61.1%
Dead Ball Rebounds:	5, 0			

Wisconsin - 61

Record: 16-13 (8-11)

Wiscanson - 01												
NQ. Name	Min	FG M-A	3P M-A	FT M-A	Rebounds OR DR TOT	Fouls PF FD	TP	AS	TO	ST	Blocks BS BA	+/-
5 Tyler Wahl	F 30:17	2-11	1-2	0-0	0 3 3	2 0 5	4	1	1	0 1 1	1	1
22 Steven Crowl	F 36:20	1-5	0-2	0-0	0 3 3	6 2 1	2	0	0	0 0 0	-6	1
3 Connor Essegian	G 26:43	3-8	2-4	0-0	0 2 2	4 1 8	0	0	0	0 0 0	0	3
11 Max Klesmit	G 35:40	7-11	3-5	2-2	1 3 4	4 2 19	1	2	3	0 0 1	1	1
23 Chucky Hepburn	G 34:03	5-12	1-3	2-2	0 2 2	3 4 13	1	0	1	0 0 0	0	1
2 Jordan Davis	12:17	1-3	1-2	0-0	0 0 0	0 0 3	0	0	1	0 0 0	-7	1
4 Kamari McGee	05:57	0-3	0-3	0-0	0 0 0	0 0 1	0	0	1	1 0 0	-2	1
14 Carter Gilmore	11:50	1-2	0-1	1-1	2 2 4	1 3 3	1	1	1	0 0 0	1	1
10 Isaac Lindsey	05:20	3-3	2-2	0-0	0 0 0	0 0 8	0	0	0	0 0 0	-1	1
21 Chris Hodges	01:33	0-0	0-0	0-0	0 0 0	0 0 0	0	0	0	0 0 0	0	0
Team					1 1 2		0	2				
Totals		23-58	10-24	5-6	7 16 23	17 11	61	8	8	5 0 1	2	

# SPECIAL STATISTICS

Game	Pts off T/O (Wis / Opp)	Pts in Paint (Wis / Opp)	2nd Chance Pts (Wis / Opp)	Fast Break Pts (Wis / Opp)	Bench Pts (Wis / Opp)
11/07/22   SOUTH DAKOTA	8 / 12	26 / 24	8 / 8	13 / 5	23 / 18
11/11/22   vs. Stanford	18 / 10	26 / 30	8 / 10	6 / 2	10 / 16
11/15/22   GREEN BAY	10 / 8	16 / 22	17 / 2	5 / 0	11 / 22
11/23/22   vs. Dayton	8 / 7	16 / 20	13 / 4	0 / 4	24 / 9
11/24/22   vs. Kansas	13 / 4	34 / 26	10 / 11	5 / 7	22 / 2
11/25/22   vs. USC	15 / 18	26 / 12	5 / 10	11 / 10	17 / 11
11/29/22   WAKE FOREST	17 / 10	22 / 36	11 / 8	6 / 5	15 / 13
12/03/22   at Marquette	10 / 18	28 / 34	8 / 6	8 / 12	17 / 18
12/06/22   MARYLAND	7 / 5	18 / 24	4 / 7	9 / 10	10 / 15
12/11/22   at Iowa	13 / 8	52 / 36	4 / 12	2 / 10	22 / 5
12/15/22   LEHIGH	20 / 15	38 / 28	10 / 2	0 / 10	20 / 5
12/30/22   W. MICHIGAN	9 / 3	32 / 22	11 / 8	4 / 6	14 / 18
01/3/23   MINNESOTA	21 / 5	32 / 28	0 / 12	5 / 2	16 / 11
01/7/23   at Illinois	15 / 9	38 / 26	10 / 4	5 / 7	7 / 21
01/10/23   MICHIGAN STATE	27 / 2	30 / 26	2 / 9	0 / 7	20 / 8
01/14/23   at Indiana	5 / 7	22 / 42	8 / 10	2 / 3	19 / 6
01/17/23   PENN STATE	15 / 0	28 / 24	6 / 4	4 / 0	6 / 17
01/23/23   at Northwestern	11 / 7	22 / 24	11 / 6	2 / 2	7 / 14
01/25/23   at Maryland	10 / 8	22 / 38	2 / 11	0 / 7	6 / 8
01/28/23   ILLINOIS	9 / 11	20 / 26	6 / 6	6 / 5	5 / 2
02/02/23   at Ohio State	15 / 12	30 / 34	4 / 8	3 / 7	2 / 15
02/05/23   NORTHWESTERN	14 / 8	20 / 26	10 / 4	4 / 8	4 / 18
02/08/23   at Penn State	16 / 6	32 / 34	2 / 9	3 / 3	10 / 15
02/11/23   at Nebraska	19 / 13	20 / 32	9 / 11	2 / 12	5 / 7
02/14/23   MICHIGAN	13 / 2	28 / 26	8 / 8	0 / 6	12 / 6
02/18/23   RUTGERS	12 / 13	14 / 26	2 / 8	3 / 2	23 / 7
02/22/23   IOWA	11 / 13	38 / 32	10 / 12	10 / 4	12 / 10
02/26/23   at Michigan	17 / 7	38 / 28	8 / 10	5 / 0	8 / 7
03/02/23   PURDUE	8 / 11	18 / 30	8 / 8	0 / 4	14 / 17
03/05/23   at Minnesota	11 / 13	48 / 34	9 / 5	0 / 3	0 / 17
03/08/23   vs. Ohio State	9 / 12	34 / 24	15 / 5	2 / 11	11 / 18
03/14/23   BRADLEY	11 / 2	34 / 34	10 / 9	5 / 0	9 / 23
<b>RUNNING TOTAL</b>	<b>364 / 279</b>	<b>802 / 818</b>	<b>249 / 246</b>	<b>130 / 174</b>	<b>383 / 400</b>
<b>PER GAME AVERAGE</b>	<b>11.4 / 8.7</b>	<b>25.1 / 25.6</b>	<b>7.8 / 7.7</b>	<b>4.1 / 5.4</b>	<b>11.9 / 12.5</b>

# TEAM SUPERLATIVES

## WISCONSIN

### HIGH

### LOW

• Points	85	SOUTH DAKOTA (11/7/22)	43	vs. Dayton (11/23/22)
• First-Half Points	43	at Ohio State (2/2/23)	16	vs. Illinois (1/28/23)
• Second-Half Points	47	2x; MR vs Western Michigan (12/30/22)	20	vs. Dayton (11/23/22)
• Field Goals Made	33	at Iowa (12/11/22)	14	vs. Dayton (11/23/22)
• Field Goal Attempts	70	at Michigan (2/26/23)	47	Maryland (12/6/22)
• Field Goal Percentage	.528 (28-53)	at Penn State (2/8/23)	.237 (14-59)	vs. Dayton (11/23/22)
• 3-Point Field Goals Made	12	5x; MR Rutgers (2/18/23)	3	at Minnesota (3/5/23)
• 3-Point Field Goal Attempts	36	RUTGERS (2/18/23)	17	at Maryland (1/25/23)
• 3-Point Field Goal Pct. (min. 10 att.)	.524 (11-21)	Lehigh (12/15/22)	.182 (4-22)	vs. Ohio State (3/8/23)
• Free Throws Made	23	BRADLEY (3/14/23)	4	4x; MR at Nebraska (2/11/23)
• Free Throw Attempts	28	BRADLEY (3/14/23)	5	PURDUE (3/2/23)
• Free Throw Pct. (min. 15 att.)	.842 (16-19)	vs. GREEN BAY (11/15/22)	.556 (10-18)	IOWA (2/22/23)
• Offensive Rebounds	15	3x; MR vs. Ohio State (3/8/23)	2	MINNESOTA (1/3/23)
• Defensive Rebounds	30	3x; MR IOWA (2/22/23)	15	2x; MR at Maryland (1/25/23)
• Total Rebounds	45	GREEN BAY (11/15/22)	18	vs. Michigan St. (1/10/23)
• Fouls	23	at Nebraska (2/11/23)	6	vs. Lehigh (12/15/22)
• Assists	21	at Marquette (12/3/22)	6	at Indiana (1/14/23)
• Turnovers	15	at Marquette (12/3/22)	3	BRADLEY (3/14/23)
• Steals	13	MINNESOTA (1/3/23)	2	2x; MR at Maryland (1/25/23)
• Blocked Shots	5	BRADLEY (3/14/23)	0	6x; MR PURDUE (3/2/23)

## OPPONENT

### HIGH

### LOW

• Points	87	at Michigan (2/26/23)	42	vs. Dayton (11/23/22)
• First-Half Points	37	WAKE FOREST (11/29/22)	14	vs. Dayton (11/23/22)
• Second-Half Points	49	at Illinois (1/7/23)	24	2X; MR vs. Penn State (1/17/23)
• Field Goals Made	29	4x; MR at Michigan (2/26/23)	15	GREEN BAY (11/15/22)
• Field Goal Attempts	64	at Iowa (12/11/22)	44	3x; MR vs. Ohio State (3/8/23)
• Field Goal Percentage	.560 (28-50)	at Maryland (1/25/23)	.302 (16-53)	vs. Dayton (11/23/22)
• 3-Point Field Goals Made	12	vs. Western Michigan (12/30/22)	1	2x; MR at Indiana (1/14/23)
• 3-Point Field Goal Attempts	29	2x; MR vs. Western Michigan (12/30/22)	8	at Indiana (1/14/23)
• 3-Point Field Goal Pct. (min. 10 att.)	.611 (11-18)	vs. Illinois (1/28/23)	.063 (1-16)	vs. Stanford (11/11/22)
• Free Throws Made	22	at Michigan (2/26/23)	2	3x; MR vs. Western Michigan (12/30/22)
• Free Throw Attempts	26	2x; MR at Michigan (2/26/23)	2	vs. Lehigh (12/15/22)
• Free Throw Pct. (min. 10 att.)	.941 (16-17)	vs. Michigan St. (1/10/23)	.500 (7-14)	BRADLEY (3/14/23)
• Offensive Rebounds	14	vs. Kansas (11/24/22)	3	3x; MR vs. Penn State (1/17/23)
• Defensive Rebounds	36	vs. Kansas (11/24/22)	17	2x; MR IOWA (2/22/23)
• Total Rebounds	50	vs. Kansas (11/24/22)	20	vs. Lehigh (12/15/22)
• Fouls	22	2x; MR at Ohio State (2/2/23)	10	2x; MR at Rutgers (2/18/23)
• Assists	18	2X; MR at Minnesota (3/5/23)	6	3x; MR vs. Dayton (11/23/22)
• Turnovers	20	MINNESOTA (1/3/23)	6	at Northwestern (1/23/23)
• Steals	10	at Marquette (12/3/22)	1	BRADLEY (3/14/23)
• Blocked Shots	9	vs. Stanford (11/11/22)	1	4x; MR PURDUE (3/2/23)

## MISCELLANEOUS

### HIGH

### SECOND-HIGHEST

• UW's Largest Deficit Overcome in Win	7 3x; MR (0:01 H) at Minnesota (3/5/23)	6 2x; MR (16:58 1H) IOWA (2/22/23)
• UW's Largest Deficit Overcome in Win (2nd Half/OT)	6 (16:38 2H) at Iowa (12/11/22)	--
• UW's Largest Lead Surrendered in Loss	17 (17:31 2H) at Nebraska (2/11/23)	8 (12:24 1H) at Michigan (2/26/23)
• UW's Largest Lead Surrendered in Loss (2nd Half/OT)	17 (17:31 2H) at Nebraska (2/11/23)	7 (19:15 2H) WAKE FOREST (11/29/22)
• UW's Largest Halftime Lead	17 GREEN BAY (11/15/22)	16 at Ohio State (2/2/23)
• UW's Largest Halftime Deficit	13 vs. Kansas (11/24/22)	8 at Michigan (2/26/23)
• UW's Largest Lead	28 (83-55, 0:46) SOUTH DAKOTA (11/7/22)	25 (78-53, 1:02 2H) Lehigh (12/15/22)
• UW's Largest Deficit	27 (20-47, 15:31 2) vs. Ohio State (3/8/23)	21 (40-61, 2:51 2H) at Indiana (1/14/23)



# INDIVIDUAL SUPERLATIVES

## WISCONSIN

### HIGH

### SECOND-HIGHEST

• Points	36	Steven Crowl (vs. Bradley - 3/14/23)	25	Steven Crowl (vs. Western Michigan - 12/30/22)
• First-Half Points	19	Steven Crowl (vs. Bradley - 3/14/23)	16	Hepburn (Marquette - 11/29/22)
• Second-Half Points	20	Steven Crowl (vs. Western Michigan - 12/30/22)	18	2x; MR Essegian (at Michigan - 2/26/23)
• Field Goals Made	12	Steven Crowl (vs. Bradley - 3/14/23)	10	Connor Essegian (at Michigan - 2/26/23)
• Field Goal Attempts	21	2x; Connor Essegian (at Michigan - 2/26/23)	19	Tyler Wahl (vs. Kansas - 11/24/22)
• Field Goal Percentage (min. 6 made)	.750 (12-16)	Steven Crowl (vs. Bradley - 3/14/23)	.727 (8-11)	Tyler Wahl (at Minnesota - 3/5/23)
• 3-Point Field Goals Made	6	Chucky Hepburn (vs. Wake Forest - 11/29/22)	5	5X; MR Crowl (vs. Bradley - 3/14/23)
• 3-Point Field Goal Attempts	12	2x; MR Hepburn (at Nebraska - 2/11/23)	11	Connor Essegian (vs Northwestern - 2/5/23)
• 3-Point Field Goal Pct. (min. 3 made)	.833 (5-6)	Chucky Hepburn (at Marquette - 12/3/22)	.750 (3-4)	3x; MR Essegian (vs. Michigan St. - 1/10/23)
• Free Throws Made	9	3x; MR Essegian (vs. Bradley - 3/14/23)	7	2x; MR Crowl (vs. Bradley - 3/14/23)
• Free Throw Attempts	10	2x; MR Essegian (vs. Michigan - 2/14/23)	9	Connor Essegian (vs. Bradley - 3/14/23)
• Free Throw Pct. (min. 7 made)	1.000 (9-9)	2x; MR Essegian (vs. Michigan - 2/14/23)	.900 (9-10)	2x; MR Essegian (vs. Michigan - 2/14/23)
• Offensive Rebounds	6	Tyler Wahl (vs. Ohio State - 3/8/23)	5	Tyler Wahl (vs. Michigan - 2/14/23)
• Defensive Rebounds	12	Tyler Wahl (vs. Iowa - 2/22/23)	10	Steven Crowl (vs. Penn State - 1/17/23)
• Total Rebounds	14	Tyler Wahl (vs. Iowa - 2/22/23)	12	2x; MR Crowl (vs. Michigan - 2/14/23)
• Fouls	5	2x; Davis (MR at Northwestern - 1/23/23)	5	2x; Wahl (MR at Nebraska - 2/11/23)
• Assists	8	Tyler Wahl (at Penn State - 2/8/23)	7	2x; MR Hepburn (at Illinois - 1/7/23)
• Turnovers	5	2x; MR Wahl (at Nebraska - 2/11/23)	4	3x; MR Wahl (at Northwestern - 1/23/23)
• Steals	5	Chucky Hepburn (vs. Minnesota - 1/3/23)	4	2x; MR Hepburn (at Illinois - 1/7/23)
• Blocked Shots	3	Steven Crowl (vs. Stanford - 11/11/22)	2	6x; MR Gilmore (vs. Bradley - 3/14/23)

## OPPONENT

### HIGH

### SECOND-HIGHEST

• Points	32	Tyree Appleby (vs. Wake Forest - 11/29/22)	29	Jalen Wilson (vs. Kansas - 11/24/22)
• First-Half Points	19	Cam Spencer (vs. Rutgers - 2/18/23)	17	Perrott-Hunt (SOUTH DAKOTA - 11/7/22)
• Second-Half Points	20	Tyree Appleby (vs. Wake Forest - 11/29/22)	18	Matthew Mayer (vs. Illinois - 1/28/23)
• Field Goals Made	11	Tyree Appleby (vs. Wake Forest - 11/29/22)	10	Perrott-Hunt (SOUTH DAKOTA - 11/7/22)
• Field Goal Attempts	21	Kobe Bufkin (vs. Michigan - 2/26/23)	20	2x; MR Wilson (vs. Kansas - 11/24/22)
• Field Goal Percentage (min. 7 made)	.700 (7-10)	Evan Taylor (vs. Lehigh - 11/15/22)	.692 (9-13)	2x; MR Dickinson (vs. Michigan - 2/26/23)
• 3-Point Field Goals Made	6	2x; MR Cam Spencer (vs. Rutgers - 2/18/23)	5	3x; MR Tominaga (at Nebraska - 2/11/23)
• 3-Point Field Goal Attempts	11	2x; MR Tominaga (at Nebraska - 2/11/23)	10	Cam Spencer (vs. Rutgers - 2/18/23)
• 3-Point Field Goal Pct. (min. 3 made)	1.000 (3-3)	Tyson Walker (vs. Michigan St. - 1/10/23)	.833 (5-6)	Drew Peterson (vs. USC - 11/25/22)
• Free Throws Made	9	2x; MR Shannon Jr. (at Illinois - 1/7/23)	8	Sam Griesel (at Nebraska - 2/11/23)
• Free Throw Attempts	14	Jalen Wilson (vs. Kansas - 11/24/22)	12	Terrence Shannon Jr. (at Illinois - 1/7/23)
• Free Throw Pct. (min. 5 made)	1.000 (6-6)	Dug McDaniel (vs. Michigan - 2/26/23)	.875 (7-8)	Oliver Prosper (at Marquette - 12/3/22)
• Offensive Rebounds	6	Zach Edey (PURDUE - 3/2/23)	5	Jordan Geronimo (at Indiana - 1/14/23)
• Defensive Rebounds	14	Jalen Wilson (vs. Kansas - 11/24/22)	13	Zach Edey (PURDUE - 3/2/23)
• Total Rebounds	19	Zach Edey (PURDUE - 3/2/23)	14	Jalen Wilson (vs. Kansas - 11/24/22)
• Fouls	5	8x; MR Hannah (vs. Bradley - 3/14/23)	4	26x; MR Sueing (vs. Ohio State - 3/8/23)
• Assists	8	5x; MR Cooper (at Minnesota - 3/5/23)	7	Dajuan Harris (vs. Kansas - 11/24/22)
• Turnovers	8	Derrick Walker (at Nebraska - 2/11/23)	6	2x; Shannon Jr. (vs. Illinois - 1/28/23)
• Steals	4	Zae Blake (GREEN BAY - 11/15/22)	3	6x; MR Seth Lundy (at Penn State - 2/8/23)
• Blocked Shots	5	Trayce Jackson-Davis (at Indiana - 1/14/23)	4	Jones (vs. Stanford - 11/11/22)

# THE LAST TIME WISCONSIN...

## Wisconsin Team

**UW ranked No. 1 in AP Top 25:** Feb. 21, 2007  
**UW ranked in AP Top 25:** No. 18 (1/11/23)  
**UW ranked in USA Today Coaches Poll:** No. 18 (1/11/23)  
**Played AP No. 1-ranked opponent:** Win vs. Villanova, 65-62 (3/18/17)  
**Defeated AP No. 1-ranked opponent:** Villanova, 65-62 (3/18/17)  
**Played AP No. 2-ranked opponent:** Win vs. Michigan, 64-54 (1/19/19)  
**Defeated opponent ranked 3-10 by AP:** Win vs. No. 8 Purdue, 70-67 (3/1/22)  
**Defeated opponent ranked 11-25 by AP:** Win vs. No. 13 Maryland, 64-59 (12/6/22)  
**Defeated AP Top 25 opponent on the road:** Win at No. 17 Michigan State, 70-62 (2/8/22)

## Scoring

**Scored 20 or more points:** 21, Tyler Wahl and Steven Crowl at Minnesota (3/5/23)  
**Scored 30 or more points:** 36, Steven Crowl vs. Bradley (3/14/23)  
**Scored 40 or more points:** 43, Frank Kaminsky vs. North Dakota (11/19/13)  
**Two or more Badgers scored 30 points, same game:** Joe Franklin (31) and Chuck Nagle (30) vs. Purdue (3/2/68) — only other time this happened in school history was Jack Brens (31) and Ken Siebel (31) vs. Utah (12/28/62)  
**Two or more Badgers scored 20 points, same game:** Tyler Wahl (21) and Steven Crowl (21) at Minnesota (3/5/23)  
**Three or more Badgers scored 20 points, same game:** Jon Leuer (24), Josh Gasser (21), Jordan Taylor (20), vs. PVAMU (11/14/10)  
**Scored 20 points in one half:** Steven Crowl (20 in 2nd Half) vs. Western Michigan (12/30/22)  
**Scored 20 points/two straight games:** Johnny Davis (30 at Indiana, 2/15/22; 25 vs. Michigan, 2/20/22)  
**Scored 20 points/three straight games:** Johnny Davis (26 vs. Iowa, 1/6/22; 37 at #3 Purdue, 1/3/22; 20 vs. Illinois State, 12/29/21)  
**Scored 20 points/four straight games:** Johnny Davis (26 vs. Iowa, 1/6/22; 37 at #3 Purdue, 1/3/22; 20 vs. Illinois State, 12/29/21; 24 at #21 Ohio State, 12/11/21)  
**Scored 20 points/five straight games:** Johnny Davis (26 vs. Iowa, 1/6/22; 37 at #3 Purdue, 1/3/22; 20 vs. Illinois State, 12/29/21; 24 at #21 Ohio State, 12/11/21; 23 vs. Indiana, 12/8/21)  
**Scored 30 points/two straight games:** Michael Finley (30 at Michigan, 1/29/94; 32 vs. Michigan State, 2/2/94)  
**No Badger scored in double figures:** vs. Marquette (12/8/12)  
**One Badger scored in double figures:** 14, Connor Essegian at Indiana (1/14/23)  
**Four players scored in double figures:** Tyler Wahl (21), Steven Crowl (21), Chucky Hepburn (12), and Connor Essegian (11) at Minnesota (3/5/23)  
**Five players scored in double figures:** Johnny Davis (25), Steven Crowl (11), Brad Davison (10), Chucky Hepburn (10), and Tyler Wahl (10) vs. Michigan (2/20/22)  
**Six players scored in double figures:** Reuvers (19), Davison (15), Ford (12), King (12), Trice (11) and Pritzl (10) vs. Green Bay (11/21/19)  
**UW Scored 70 or more points:** 71, at Minnesota (3/5/23)  
**UW Scored 80 or more points:** 81, vs. Bradley (3/14/23)  
**UW Scored 90 or more points:** 92, vs. Arkansas-Pine Bluff (11/27/20)  
**UW Scored 100 or more points:** 101, vs. Savannah State (12/13/18)

## Field Goal Shooting

**Shot 90 percent or better (min. 10 att.):** .900 (9-10), Carlton McGee vs. Michigan (2/26/92)  
**UW shot 50 percent or better:** .521, vs. Iowa (2/22/23)  
**UW shot 60 percent or better:** .603, vs. Houston Baptist (11/17/18)  
**UW shot 70 percent or better:** .744, vs. Army (12/30/79)  
**UW made 30 or more field goals:** 30, vs. at Michigan (2/26/23)  
**UW made 40 or more field goals:** 42, vs. Iowa (3/9/94)  
**UW made 50 or more field goals:** Has not happened  
**UW attempted 60 or more field goals:** 61, vs. Ohio State (3/8/23)  
**UW attempted 70 or more field goals:** 70, at Michigan (2/26/23)  
**UW attempted 80 or more field goals:** 83, vs. Northwestern (1/28/95)  
**UW attempted 100 or more field goals:** 102, vs. South Dakota (12/9/72)

## 3-Point Field Goal Shooting

**Made 5 or more 3-point field goals:** Steven Crowl (5-7 3FG) vs. Bradley (3/14/23)  
**UW shot 40 percent or better (min. 8 att.):** .417 (10-24) vs. Purdue (3/2/23)  
**UW shot 50 percent or better (min. 8 att.):** .524 (11-21) vs. Lehigh (12/15/22)  
**UW shot 60 percent or better (min. 8 att.):** .640 (16-25), vs. Louisville (12/19/20)  
**UW shot 70 percent or better (min. 8 att.):** .727, at Indiana (2/25/10)  
**UW shot 80 percent or better (min. 8 att.):** .889, vs. North Dakota St. (12/10/86)  
**UW shot 90 percent or better (min. 8 att.):** .900, at Illinois (1/25/97)  
**UW made 10 or more 3-point field goals:** 10, vs. Purdue (3/2/23)  
**UW made 15 or more 3-point field goals:** 16, vs. Louisville (12/19/20)  
**UW attempted 30 or more 3-point field goals:** 36, vs. Rutgers (2/18/23)  
**UW attempted 40 or more 3-point field goals:** 40, vs. Temple (12/3/01)

## Double-Double / Triple-Double

**Had a triple-double:** Ethan Happ (13 pts, 12 reb, 11 ast) vs. Northwestern (1/26/19)  
**Had a double-double (Pts/Reb):** Tyler Wahl (19 pts, 10 reb) vs. Ohio State (3/8/23)  
**Had a double-double (Pts/Ast):** Ethan Happ (10 p, 11 r, 12a) vs. Coppin St. (11/6/18)  
**Had a double-double (Ast/Reb):** Ethan Happ (10p, 11r, 12a) vs. Coppin St. (11/6/18)  
**Had a double-double in consecutive games:** Tyler Wahl vs. Iowa (2/22), at Michigan (2/26/23)  
**Two with double-double:** Potter (24 p, 13 r) & Davison (11 p, 13 r) at Penn State (1/11/20)

## Free Throw Shooting

**Perfect at the FT line (min. 10 att.):** 10-10, Brad Davison at Indiana (2/15/22)  
**UW shot 80 percent or better (min. 12 att.):** .821 (23-28) vs. Bradley (3/14/23)  
**UW shot 90 percent or better (min. 12 att.):** .917 (11-12), at Michigan (2/26/23)  
**UW shot 100 percent (min. 12 att.):** 15-15, vs. Nebraska (12/22/20)  
**UW made 20 or more free throws:** 23, vs. Bradley (3/14/23)  
**UW made 30 or more free throws:** 30, vs. Minnesota (2/13/14)  
**UW made 40 or more free throws:** 40, vs. Minnesota (1/12/53)  
**UW attempted 30 or more free throws:** 32, vs. Illinois State (12/29/21)  
**UW attempted 40 or more free throws:** 42, at Illinois (2/3/13)  
**UW attempted 50 or more free throws:** 50, at Indiana (2/12/62)  
**UW attempted 60 or more free throws:** 61, at Michigan (2/21/53)

## Rebounds

**Had 10+ rebounds:** 10, Tyler Wahl vs. Ohio State (3/8/23)  
**Had 15+ rebounds:** 15, Johnny Davis vs. Minnesota (1/30/22)  
**Had 20+ rebounds:** 25, Joe Chrnulich vs. St. Mary's (12/2/76)  
**Had 30+ rebounds:** 30, Paul Morrow vs. Purdue (1/3/53)  
**Had 10+ reb. in consecutive games:** Tyler Wahl, Two Straight (2/22/23, 2/26/23)  
**UW had 40+ rebounds:** 45, vs. Green Bay (11/15/22)  
**UW had 50+ rebounds:** 50, vs. Green Bay (11/12/21)

## Assists

**Had 10 or more assists:** 11, Ethan Happ vs. Northwestern (1/26/19)  
**Had 15 or more assists:** Has not happened  
**UW had 20 or more assists:** 22, vs. Louisville (12/19/20)  
**UW had 30 or more assists:** 30, vs. Iowa (3/9/94)

## Blocked Shots

**Had 5 or more blocked shots:** 9 Nate Reuvers vs. Eastern Illinois (11/8/19)  
**Had 10 or more blocked shots:** Has not happened  
**UW had 10 or more blocked shots:** 10 vs. Eastern Illinois (11/25/20)  
**UW had 15 or more blocked shots:** Has not happened

## Steals

**Had 5 or more steals:** 5, (2x) Chucky Hepburn vs. Minnesota (1/3/23)  
**Had 10 or more steals:** 10, Mike Kelley vs. Texas (12/7/99)  
**UW had 10 or more steals:** 13, vs. Minnesota (1/3/23)  
**UW had 15 or more steals:** 16, (2x) MR vs. California (12/2/12)

## Turnovers

**UW had 1 or fewer turnovers:** 1, vs. Iowa (1/20/15)  
**UW had 5 or fewer turnovers:** 3, vs. Bradley (3/14/23)  
**UW had 0 turnovers in a half:** 0 in 2H, vs. Western Michigan (12/30/22)  
**Opponent committed 15 or more turnovers:** 16, vs. Ohio State (3/8/23)  
**Opponent committed 20 or more turnovers:** 20, vs. Illinois (2/27/21)

## Overtime

**Won a game in overtime:** 79-74, at Penn State (2/8/23)  
**Lost a game in overtime:** 87-79, at Michigan (2/26/23)  
**Played a 2-overtime game:** win vs. Indiana (80-73), 1/7/21  
**Played a 3-overtime game:** loss vs. Indiana (85-86), 2/16/87  
**Played in consecutive OT games:** at Penn State (2/8/23) and at Nebraska (2/11/23)

## Miscellaneous

**Hit a buzzer beater:** vs. Xavier, 3/20/16 (Bronson Koenig hits 3PT in corner, UW 66-63)  
**Won after trailing by at least 10 pts in second half:** 17 vs. Indiana, 12/8/21 (down 42-25, 19:43 remaining - won 64-59)  
**Won after trailing by at least 15 pts in second half:** 17 vs. Indiana, 12/8/21 (down 42-25, 19:43 remaining - won 64-59)  
**UW scored 10 straight points or more:** 11-0 (2:13 2H) vs. Ohio State (3/8/23)  
**UW scored 15 straight points or more:** 16-0 (16:14 - 10:57 2H) vs. Nicholls (12/15/21)  
**UW held opp. scoreless 5:00 or longer:** 6:31 (1H) at Maryland (1/25/23)  
**UW held opp. scoreless for 8:00 or longer:** 10:24 (17:26 - 7:02 1H) vs. Penn State (2/5/22)

