



WISCONSIN BASKETBALL

26 NCAA TOURNAMENT APPEARANCES ■ 4 FINAL FOURS ■ 23 BIG TEN CHAMPIONSHIPS ■ 22 CONSENSUS ALL-AMERICANS

WISCONSIN BADGERS

16-12, 8-10 BIG TEN



Rankings (AP/Coaches): --/--

Head Coach: Greg Gard

Record at Wisconsin: 160-90 (8th Season)

Overall Record: 160-90 (8th Season)

VS.

#5 PURDUE BOILERMAKERS

24-5, 13-5 BIG TEN



Rankings (AP/Coaches): 5/5

Head Coach: Matt Painter

Record at PUR: 408-197 (18th season)

Overall Record: 433-202 (19th season)

THURSDAY, MARCH 2 ■ 8 PM (CT) ■ MADISON, WIS. ■ KOHL CENTER ■ FS1

WISCONSIN CELEBRATES SENIOR DAY ON THURSDAY

- The Badgers host their regular-season finale and Senior Day on Thursday with Purdue visiting the Kohl Center. UW will recognize **Tyler Wahl** and its senior student managers. Tip-off is set for 8 p.m. (CT) on FS1.
- Up next, Wisconsin wraps up its regular-season on the road Sunday with a Border Battle matchup at rival Minnesota. Tip is 6:30 p.m. (CT) on FS1.

FAST BREAK FACTS

- When Wisconsin faces #5 Purdue on Thursday, UW will be looking for its 11th top-10 win under head coach Greg Gard. (more on page 4)
 - In fact, the Badgers have also earned six top-5 takedowns under Gard, which trails only Indiana (7) among Big Ten teams (pg 4).
- UW hosts a top-5 team at the Kohl Center for the first time since defeating No. 2 Michigan, 64-54, on January 19, 2019.
- Wisconsin has played in 16 games decided by 5 or fewer points (10-6 record) and a school-record 6 overtime games (3-3 record).
- This marks the 125th season of Wisconsin men's basketball and UW. On Thursday, UW welcomes **Marcus Landry** (2005-09) back to the Kohl Center as honorary captain. (pg 7)
- Wisconsin is 16-7, including 8-5 in the Big Ten with its full strength starting lineup. On the contrary, the Badgers are 0-5 this season when missing one of their starters due to injury.
 - UW went 0-3 without leading scorer, Tyler Wahl, in the lineup and dropped 2 games without starter Max Klesmit (pg 4).
- The Badgers have played the 8th-toughest schedule in the NCAA according to ESPN. They have posted 6 Quad wins and a record of 10-11 in Quad 1/2 games (pg 4).
- The Badgers have played 18 games this season decided by 5 points or less or OT (6 overtime), holding a 10-8 record in those contests. (pg 4)
 - UW is now 22-8 in games decided by 5 or fewer points over the last 2 seasons.
- Wisconsin ranks 4th in the B1G in 3FG% (35.6%) and rank 2nd in the conference making 8.4 3FGs/game.
- UW leads the nation averaging 8.7 turnovers per game and have had single-digits TOs in 15 of the last 17 games. (pg 5)
- Wisconsin is allowing 63.7 ppg and is 11-2 when holding foes to 60 or fewer points. (pg 5)
- The 2022 Big Ten Coach of the Year, head coach **Greg Gard** ranks 4th on UW's all-time wins list. Gard has led the Badgers to Big Ten titles in 2 of the last 3 seasons and 5 of 6 NCAA tourney in his tenure. (pg 6)
- Point guard **Chuckie Hepburn** is tied for the team-lead averaging 12.1 ppg and his 43.1% 3FG% ranks 3rd in the Big Ten (min. 30 3FGs).
- **Steven Crowl** leads the Badgers in rebounds (7.1 rpg) and FG% (.493), while ranking 3rd with 11.6 ppg and 2nd with 2.7 apg. (pg 6)
 - Crowl is one of only two 7-footers in the nation averaging at least 2.5 assists per game, and UW's first since Frank Kaminsky in 2015.
- With a pair of 20+ point outings in the last 4 games, **Connor Essegian** is establishing himself as one of the Big Ten's best freshmen. He is tied for the team-lead with 12.1 ppg and has either led UW or been the team's second-leading scorer in 8 of the last 10 games. (pg 5)
- **Max Klesmit** has scored in double figures in 4 of the last 5 games (including a season-high 19 points at Michigan), shooting 13-for-25 (52.0%) from 3-point range. (pg 5)
- **Tyler Wahl** has posted back-to-back double-doubles and is rounding back into form after a midseason ankle injury.



Connor Essegian (12.1 ppg) is looking to become the first freshman to lead Wisconsin in scoring since Sam Okey (1995-96). With 61 made 3s, he broke UW's 3-point freshman record.

WISCONSIN'S POTENTIAL STARTERS

No.	Name	Pts.	Reb.	Ast.	Of Note
3	CONNOR ESSEGIAN	12.1	3.5	0.8	Last 5 games, averaging 15.8ppg (career-high 24p at Michigan)
5	TYLER WAHL	11.2	6.4	2.5	2-straight double-doubles (most recent 10p, 11r at Michigan)
11	MAX KLESMIT	7.9	2.6	1.4	Season-high 19 points (5-8 3FG), 2 steals, 2 blocks at Michigan
22	STEVEN CROWL	11.6	7.1	2.7	In Big Ten play, averaging 11.7 ppg, 7.4 rpg and 2.5 apg
23	CHUCKY HEPBURN	12.1	3.0	2.9	43.2% 3FGs (57-132) with a 1.89 assist-to-turnover ratio

2022-23 SCHEDULE

Nov. 7 **SOUTH DAKOTA** **W, 85-59**

BREW CITY BATTLE (Milwaukee, Wis.)

Nov. 11 vs. Stanford **W, 60-50**

Nov. 15 **GREEN BAY** **W, 56-45**

BATTLE 4 ATLANTIS (Paradise Island, Bahamas)

Nov. 23 vs. Dayton **W, 43-42**

Nov. 24 vs. Kansas [3] **L, 68-69 (ot)**

Nov. 25 vs. USC **W, 64-59**

Nov. 29 **WAKE FOREST** **L, 75-78**

Dec. 3 at Marquette **W, 80-77 (ot)**

Dec. 6 **MARYLAND [13]** **W, 64-59**

Dec. 11 at Iowa **W, 78-75 (ot)**

Dec. 15 **LEHIGH** **W, 78-56**

~~Dec. 23 GRAMBLING STATE canceled~~

Dec. 30 **WESTERN MICHIGAN** **W, 76-66**

Jan. 3 **MINNESOTA** **W, 63-60**

Jan. 7 at Illinois **L, 69-79**

Jan. 10 **MICHIGAN STATE** **L, 65-69**

Jan. 14 at Indiana **L, 45-63**

Jan. 17 **PENN STATE** **W, 63-60**

Jan. 23 at Northwestern **L, 63-66**

Jan. 25 at Maryland **L, 55-73**

Jan. 28 **ILLINOIS** **L, 51-61**

Feb. 2 at Ohio State **W, 65-60**

Feb. 5 **NORTHWESTERN** **L, 52-54**

Feb. 8 at Penn State **W, 79-74 (ot)**

Feb. 11 at Nebraska **L, 63-73 (ot)**

Feb. 14 **MICHIGAN** **W, 64-59**

Feb. 18 **RUTGERS** **L, 57-58**

Feb. 22 **IOWA** **W, 64-52**

Feb. 26 at Michigan **L, 79-87 (ot)**

March 2 **PURDUE [5]** 8 PM

March 5 at Minnesota 6:30 PM

BIG TEN TOURNAMENT - Chicago, Ill.

Mar. 8-12 at United Center

NCAA TOURNAMENT

Mar. 16-19 Rounds 1-2

Mar. 23-26 Sweet 16 / Elite 8

April 1-3 Final Four / Championship
Houston, Texas

All times listed Central Standard Time

^ Big Ten/ACC Challenge

Home games in **BOLD CAPS**

FOLLOW THE #BADGERS

TV: FS1

FOX Sports App | foxsports.com/live

■ Play-by-Play: Adam Amin

■ Analyst: Jim Jackson

RADIO: BADGER SPORTS NETWORK

App: iHeartRadio | Sirius Satellite: SiriusXM 385

■ Play-by-Play: Matt Lepay

■ Analyst: Mike Lucas

SOCIAL MEDIA: #ONWISCONSIN

■ Twitter: @BadgerMBB

■ TikTok: badger_mbb

■ Instagram: badgermbb

■ Facebook: /WisconsinMensBasketball

■ YouTube: /WisconsinBadgers

BASKETBALL COMMUNICATIONS**GENERAL INFORMATION**

- Address: 1440 Monroe Street, Madison, WI 53711
- Website: UWBadgers.com
- Press Box Phone: (608) 262-7766

BRANDON HARRISON
 ASSISTANT DIRECTOR OF BRAND
 COMMUNICATIONS (PRIMARY)

- Phone: (608) 279-8653
- Email: bah@athletics.wisc.edu
- Twitter: @BrandonHarrison


PATRICK HERB
 DIRECTOR OF COMMUNICATIONS
 AND BRAND STRATEGY (SECONDARY)

- Phone: (608) 957-2085
- Email: pah@athletics.wisc.edu
- Twitter: @PatrickHerb

**MEDIA RESOURCES****CREDENTIAL APPLICATIONS**

- www.sportssystem.com/Wisconsin

BIG TEN MEDIA EMAIL LIST

- office.bigten.org/media

WISCONSIN BASKETBALL RECORD BOOK

- go.wisc.edu/MBBRecordBook

WIRELESS INTERNET ACCESS (KOHL CENTER)

- BadgerWiFi (connect and register with email address)

LIVE STATS - STATBROADCAST (KOHL CENTER)

- Wisconsin.StatBroadcast.com (password: buckybadger)

OFFICIAL SOCIAL MEDIA CHANNELS

- Twitter: @BadgerMBB
- TikTok: @badger_mbb
- Instagram: @badgermbb
- Facebook: /WisconsinMensBasketball
- YouTube: /WisconsinBadgers

RADIO

Radio Station: WIBA (1310 AM)

Play-by-Play Announcer: Matt Lepay

Address: P.O. Box 99
Madison, WI 53701
Phone: 608-274-5450

Color Analyst: Mike Lucas

Address: 1440 Monroe St.
Madison, WI 53711
Phone: 608-252-6474

Credentials: 2022-23 men's basketball credentials must be requested online: www.sportssystem.com/Wisconsin


Contact Brandon Harrison with questions (608-279-8653). Approved credentials will be either mailed or made available at the Brand Communications Office or with the parking attendant (white vehicle) at the entrance to Lot 46 on Frances Street, one block north of the Kohl Center



0 JAHCOBI NEATH
G, Jr., 6-4, 190
Toronto, Ontario



2 JORDAN DAVIS
G, Jr., 6-4, 200
La Crosse, Wis.



3 CONNOR ESSEGIAN
G, Fr., 6-4, 185
Fort Wayne, Ind.



4 KAMARI MCGEE
G, So., 6-0, 180
Racine, Wis.



5 TYLER WAHL
F, Sr., 6-9, 225
Lakeville, Minn.




10 ISAAC LINDSEY
G, So., 6-4, 185
Mineral Point, Wis.



11 MAX KLESMIT
G, Jr., 6-3, 200
Neenah, Wis.



12 LUKE HAERTLE
G, Fr., 6-3, 215
Hartland, Wis.




13 JUSTIN TAPHORN
G, Jr., 6-2, 215
Pekin, Ill.



14 CARTER GILMORE
F, Jr., 6-7, 225
Hartland, Wis.



15 ISAAC GARD
G, Fr., 6-2, 165
Oregon, Wis.



21 CHRIS HODGES
F, R-Fr., 6-9, 245
Schaumburg, Ill.



22 STEVEN CROWL
F, Jr., 7-0, 245
Eagan, Minn.



23 CHUCKY HEPBURN
G, So., 6-2, 205
Omaha, Neb.



30 ROSS CANDELINO
G, Fr., 6-5, 185
Jacksonville, Fla.



35 MARKUS ILVER
F, So., 6-8, 215
Tallinn, Estonia



GREG GARD
Head Coach
8th season at UW



JOE KRABBENHOFT
Associate Head Coach
7th season at UW



DEAN OLIVER
Assistant Coach
6th season at UW



SHARIF CHAMBLISS
Assistant Coach
2nd season at UW

WISCONSIN BADGERS	POS	HT	WT	YR/ELIG	HOMETOWN (HS/LAST SCHOOL)	PRONUNCIATION
0 Jahcobi Neath*	G	6-4	190	Sr./Jr.	Toronto, Ontario (Wake Forest)	Juh-KOBE KNEE-th
2 Jordan Davis**	G	6-4	200	Jr./Jr.	La Crosse, Wis. (Central)	
3 Connor Essegian	G	6-4	185	Fr./Fr.	Fort Wayne, Ind. (Central Noble)	eh-SEE-jin
4 Kamari McGee	G	6-0	180	So./So.	Racine, Wis. (Racine St. Catherine's)	cuh-MAR-ee
5 Tyler Wahl***	F	6-9	225	Sr./Sr.	Lakeville, Minn. (North)	WALL
10 Isaac Lindsey*	G	6-4	185	Jr./So.	Mineral Point, Wis. (UNLV)	LIN-zee
11 Max Klesmit	G	6-3	200	Jr./Jr.	Neenah, Wis. (Neenah)	KLEZ-mitt
12 Luke Haertle	G	6-3	215	Fr./Fr.	Hartland, Wis. (Lake Country Lutheran)	(rhymes with hurdle)
13 Justin Taphorn**	G	6-5	215	Jr./Jr.	Pekin, Ill. (Pekin)	
14 Carter Gilmore**	F	6-7	225	Jr./Jr.	Hartland, Wis. (Arrowhead)	
15 Isaac Gard	G	6-2	165	So./Fr.	Oregon, Wis. (Oregon)	
21 Chris Hodges	F	6-9	245	So./Fr.	Schaumburg, Ill. (Schaumburg)	
22 Steven Crowl**	F	7-0	245	Jr./Jr.	Eagan, Minn. (Eastview)	(rhymes with growl)
23 Chucky Hepburn*	G	6-2	205	So./So.	Omaha, Neb. (Bellevue West)	
30 Ross Candelino	G	6-5	185	Fr./Fr.	Jacksonville, Fla. (Ponte Vedra)	
35 Markus Ilver*	F	6-8	215	So./So.	Tallinn, Estonia (Western Reserve Academy)	ILL-ver

CHARTING THE BADGERS

CAREER GAMES PLAYED

	Games	Starts	Cons. Starts
Tyler Wahl	119	78	12
Max Klesmit	76	59	9
(UW total)	26	26	9
Jahcobi Neath	76	10	0
(UW total)	26	1	0
Steven Crowl	73	61	61
Jordan Davis	69	18	0
Chucky Hepburn	61	61	61
Carter Gilmore	59	3	0
Kamari McGee	55	24	0
(UW total)	23	0	0
Connor Essegian	28	11	11
Markus Ilver	25	0	0
Isaac Lindsey	24	0	0
Justin Taphorn	13	0	0
Chris Hodges	12	0	0
Ross Candelino	4	0	0
Isaac Gard	4	0	0

DOUBLE-DIGIT POINTS

	Career	'22-23	Cons.
Max Klesmit	42 (24-18)	10 (4-6)	1
(UW total)	10 (4-6)	10 (4-6)	1
Tyler Wahl	39 (29-10)	15 (10-5)	2
Chucky Hepburn	31 (24-7)	19 (13-6)	0
Steven Crowl	28 (22-6)	15 (10-5)	1
Connor Essegian	20 (12-8)	20 (12-8)	2
Kamari McGee	16 (2-14)	0 (0-0)	0
(UW total)	0 (0-0)	0 (0-0)	0
Jordan Davis	5 (3-2)	5 (3-2)	0

20-POINT SCORING GAMES

	Career	'22-23	Cons.
Max Klesmit	7 (4-3)	0 (0-0)	0
(UW total)	0 (0-0)	0 (0-0)	0
Tyler Wahl	5 (3-2)	2 (1-1)	0
Kamari McGee	5 (0-5)	0 (0-0)	0
Steven Crowl	5 (4-1)	3 (2-1)	0
Connor Essegian	2 (1-1)	2 (1-1)	1
Chucky Hepburn	2 (0-2)	2 (0-2)	0

30-POINT SCORING GAMES

	Career	'22-23	Cons.
No Active Players	--	-	-

DOUBLE-DIGIT REBOUNDS

	Career	'22-23	Cons.
Tyler Wahl	10 (6-4)	3 (1-2)	1
Steven Crowl	6 (4-2)	5 (3-2)	0
Connor Essegian	1 (0-1)	1 (0-1)	0

DOUBLE-DIGIT ASSISTS

	Career	'21-22	Cons.
No Active Players	--	--	--

DOUBLE-DOUBLES

	Career	'22-23	Cons.
Tyler Wahl	8 (5-3)	4 (2-2)	2
Steven Crowl	4 (3-1)	3 (2-1)	0
Connor Essegian	1 (0-1)	1 (0-1)	0

ALL-TIME VS. PURDUE

Thursday's game will mark the 186th meeting between the Wisconsin Badgers and the Purdue Boilermakers in a series that began in 1906.

- Purdue leads the all-time series, 111-74.
- The Badgers hold a 52-38 advantage in games played in Madison and have won 2 straight against the Boilermakers at the Kohl Center.
- Wisconsin holds a 14-5 all-time advantage over the Boilermakers at the Kohl Center.
- Wisconsin has won 3 of the last 4 games against Purdue, including a regular-season sweep last year. The Badgers knocked off #3 Purdue at Mackey Arena, 74-69, on January 3, 2022, then topped the #8 Boilermakers, 70-67, at the Kohl Center on March 1, 2022.
- Last year marked UW's first regular-season sweep of Purdue since 2014.
- **Chucky Hepburn** scored a then-career-high 17 points last season at the Kohl Center, shooting 4-for-6 from 3-point range including a triple in the final seconds of the game to clinch UW a share of the 2022 Big Ten regular season title.
- **Tyler Wahl** was also stellar last season against Purdue in Madison, notching 19 points and a career-high 5 steals, plus 2 blocks.

LAST TIME OUT

MICHIGAN 87, WISCONSIN 79 (OT)

Feb. 26 | Crisler Center | Ann Arbor, Mich.

- Despite a career performance from freshman Connor Essegian, Michigan forced overtime with a game-tying 3-pointer at the buzzer and ultimately earned an 87-79 win on Sunday.
- Trailing 35-27 at halftime, the Badgers kept chipping away and eventually took a 61-59 lead with 3:06 remaining in regulation.
- There were two ties and three lead changes in the final 2:19 of regulation, the last time coming on Hunter Dickinson's buzzer-beating 3-pointer.
- There were two ties and three lead changes early in overtime before the Wolverines took control with a 10-0 run.
- **Connor Essegian** scored a career-high 24 points.
- **Max Klesmit** posted his most points as a Badger, scoring 19 points (7-12 FG, 5-8 3FG), plus 2 blocks, 2 steals and 2 rebounds.
- **Tyler Wahl** posted a double-double for the second-straight game, finishing with 10 points and 11 rebounds.
- **Steven Crowl** had 14 points (2-3 3FG), to go along with 6 rebounds and 3 assists.
- **Kamari McGee** stepped in for an injured **Chucky Hepburn** and played a season-high 24 minutes, finishing with 6 points and 0 turnovers.

HISTORY VS. PURDUE

- Overall: PU leads, 111-74
- In Madison: UW leads 52-38
- Active Streak: UW won last 2
- Gard vs. Purdue: 4-7



LAST 25 MEETINGS (PU leads 14-11)

Date	Rank	Result	Score	Location
1/26/08	11/18	L	56-60	W. Lafayette
2/9/08	8/18	L	67-72	Madison
1/11/09	--/14	L	52-65	W. Lafayette
1/27/09	--/16	L	63-64	Madison
1/9/10	17/4	W	73-66	Madison
1/28/10	16/10	L	57-60	W. Lafayette
2/1/11	19/11	W	66-59	Madison
2/16/11	10/11	L	62-70	W. Lafayette
1/12/12	--/--	W	67-62	W. Lafayette
3/13/13	22/--	L	56-69	Madison
1/25/14	9/--	W	72-58	W. Lafayette
3/5/14	9/--	W	76-70	Madison
1/7/15	4/--	W	62-55	Madison
3/14/15	6/--	W	71-51	Chicago
12/29/15	--/15	L	55-61	Madison
3/16/16	--/15	L	80-91	W. Lafayette
1/8/17	13/20	L	55-66	W. Lafayette
1/16/18	--/3	L	50-78	W. Lafayette
2/15/18	--/6	W	57-53	Madison
1/11/19	--/--	L	80-84 (OT)	Madison
1/24/20	--/--	L	51-70	W. Lafayette
2/18/20	--/--	W	69-65	Madison
3/2/21	25/23	L	69-73	W. Lafayette
1/3/22	23/3	W	74-69	W. Lafayette
3/1/22	10/8	W	70-67	Madison

LAST MEETING

#10 WISCONSIN 70, #8 PURDUE 67

March 1 | Kohl Center | Madison, Wis.

- Wisconsin claimed a share of the 2022 Big Ten championship with a thrilling, 70-67, win over No. 8 Purdue last March.
- Moments after PU's Jaden Ivey tied the game with 3-pointer, Wisconsin freshman **Chucky Hepburn** drained a game-winning 3FG from the wing with 1.5 seconds remaining.
- **Tyler Wahl** would then steal the ensuing inbounds pass to clinch the win.
- The game featured 8 ties and 7 lead changes, but the Badgers took the lead with 7:27 remaining and never trailed again.
- The Badgers committed just 9 turnovers and went 11-for-12 at the FT line. Purdue was 11-for-20 at the stripe.
- **Hepburn** finished with a career-high 17 points, going 4-for-6 from 3-point range.
- **Tyler Wahl** notched 19 points and had a career-high 5 steals and 2 blocks.
- Sophomore Johnny Davis scored 16 points to go with 8 rebounds.

CHARTING THE BADGERS

LED UW IN SCORING

	2022-23	Career
Chuckie Hepburn	9 (4-5)	9 (4-5)
Steven Crowl	5 (4-1)	9 (8-1)
Tyler Wahl	4 (3-1)	8 (6-2)
Connor Essegian	7 (4-3)	7 (4-3)
Jordan Davis	3 (1-2)	3 (1-2)

LED UW IN REBOUNDING

	2022-23	Career
Tyler Wahl	10 (7-3)	28 (19-9)
Steven Crowl	14 (8-6)	19 (12-7)
Jordan Davis	4 (3-1)	3 (2-1)
Connor Essegian	2 (0-2)	2 (0-2)
Isaac Lindsey	1 (0-1)	1 (0-1)
Jahcobi Neath	0 (0-0)	1 (1-0)
Max Klesmit	1 (0-1)	1 (0-1)

LED UW IN ASSISTS

	2022-23	Career
Chuckie Hepburn	14 (8-6)	31 (20-11)
Tyler Wahl	7 (4-3)	20 (16-4)
Steven Crowl	9 (6-3)	16 (11-5)
Connor Essegian	1 (1-0)	1 (1-0)
Jahcobi Neath	0 (0-0)	1 (1-0)
Carter Gilmore	1 (0-1)	1 (0-1)
Max Klesmit	1 (0-1)	1 (0-1)

LED UW IN MINUTES

	2022-23	Career
Tyler Wahl	7 (6-1)	13 (9-4)
Chuckie Hepburn	10 (6-4)	11 (7-4)
Max Klesmit	6 (4-2)	6 (4-2)
Steven Crowl	4 (1-3)	4 (1-3)
Connor Essegian	3 (1-2)	3 (1-2)
Jordan Davis	1 (0-1)	1 (0-1)
Carter Gilmore	1 (0-1)	1 (0-1)

Record in those contests in parentheses

2022-23 LINEUP RECORD

Hepburn, Davis, Klesmit, Wahl, Crowl	11-2
Hepburn, Essegian, Klesmit, Wahl, Crowl	5-5
Hepburn, Davis, Klesmit, Gilmore, Crowl	0-3
Hepburn, Essegian, Davis, Wahl, Crowl	0-2

ACTIVE WIN/LOSS STREAKS

Overall	Lost 1
Vs. Unranked teams (AP)	Lost 1
Vs. Ranked teams (AP)	Won 1
At Home	Won 1
At Home vs. Big Ten	Won 1
At Home vs. ranked Big Ten	Won 2
At Home vs. unranked Big Ten	Won 1
At Home vs. non-conference	Won 2
At Home vs. ranked opp.	Won 2
On Road	Lost 2
On Road vs. Big Ten	Lost 2
On Road vs. ranked opp.	Won 1
On Road vs. unranked opp.	Lost 2
Neutral	Won 1
Neutral vs. ranked opp.	Lost 1
Neutral vs. unranked opp.	Won 3

BATTLE TESTED

The Wisconsin Badgers have had a penchant for playing in — and winning — tight games.

- Wisconsin has played a total of 16 games that have been decided by 5 points or less, and the Badgers own a record of 10-6 in such games.
- Since 2009-10, there have only been four major conference teams that have played more than 16 “close games” decided by 5 or fewer points. None of those four teams played more than 17 such games.
- No other Big Ten team has played more than 10 games this season decided by 5 or less. In fact, Michigan State (7-3 in close games) is the only other Big Ten team with more than 5 wins in games decided by 5 or less.
- Other than Wisconsin's 10-6 record in close games, the Big Ten is a combined 48-50 in such games.
- Including last season, the Badgers are now 22-8 in games decided by 5 points or less.
- This season, UW has played 6 overtime games (going 3-3), the most in school history, surpassing the 1990-91 team who went 3-2 in 5 overtime games.
- Since 2009-10, Michigan State is the only Big Ten team to play in more overtime games in a single season, participating in 8 in 2014-15.

QUALITY WINS

A participant in 22 of the last 23 NCAA tournaments, Wisconsin is yet again building a resume for a postseason berth.

- Wisconsin is 16-7 overall and 8-5 in Big Ten play at full strength, with 3 of its Big Ten losses coming without leading scorer Tyler Wahl and 2 coming without starter Max Klesmit.
- To understand specifically the importance of Wahl to the Badgers' lineup, see page 6.
- The Badgers have played the 8th-toughest schedule in the NCAA, according to ESPN.
- Wisconsin has 6 Quad 1 wins and a record of 10-11 in Quad 1/2 games.
- The Badgers are 1 of 16 teams with at least 6 Quad 1 wins, and only 15 teams have more combined Quad 1/2 wins than the Badgers.
- Purdue (9) and Northwestern (7) are the only Big Ten teams with more Quad 1 wins than Wisconsin this season:

Most Quad 1 Wins, Big Ten

Team	Q1	Q2	Quad 1/2
Purdue	9-3	5-1	14-5
Northwestern	7-5	4-4	11-9
Rutgers	6-6	3-2	9-8
Wisconsin	6-6	4-5	10-11
Michigan State	6-9	4-1	10-10
Indiana	5-8	6-1	11-9

- Wisconsin is 7-7 away from home this season, including 4 true road wins.
- UW is the only team to win at Marquette, and the only Big Ten team to win at Iowa.
- Purdue (11) is the only Big Ten team with more road/neutral wins than Wisconsin (7).

- Over the last two seasons, UW is 13-8 in true road games, joining Miami (17), UCLA (17), Arizona (14) and USC (14) are the only major conference schools with more road wins over the last two seasons.

TOP-10 TAKEDOWNS

When Wisconsin faces #5 Purdue on Thursday, the Badgers will be looking for their 11th top-10 win under head coach Greg Gard.

- In fact, the Badgers earned two top-10 wins over the Boilermakers last season:
- Thanks to a then-career-high 17 points and some late heroics from Chuckie Hepburn, the Badgers earned a 70-67 win in dramatic fashion at the Kohl Center on March 1, 2022.
- Hepburn banked in a game-winning 3-pointer in the final seconds to clinch the victory.
- Led by a career-high 37 points from Johnny Davis, Wisconsin earned a 74-69 win at Mackey Arena on January 3, 2022.

- Wisconsin has 10 wins over top-10 teams under Gard, including 6 over top-5 teams:

Wins Over Top-10 Opponents Under Greg Gard

Opponent	Score	Date
#8 PURDUE	70-67	3/1/22
#3 at Purdue	74-69	1/3/22
#5 at Ohio State	61-57	1/3/20
#2 MICHIGAN	64-54	1/19/19
#6 PURDUE	57-53	2/14/18
#1 vs. Villanova (NCAA)	65-62	3/18/17
#9 vs. Xavier (NCAA)	66-63	3/20/16
#8 at Iowa	67-59	2/24/16
#2 at Maryland	70-57	2/13/16
#4 MICHIGAN STATE	77-76	1/17/16

- Among Big Ten teams, Indiana (7) is the only team with more top-5 wins than Wisconsin in the Gard era (since 2015-16). Michigan also owns 6 top-5 wins.

TAKING CARE OF THE ROCK

Taking care of the ball is nothing new for Wisconsin, and this season's team is carrying on a long tradition of stinginess.

- The Badgers ranks 2nd in the NCAA averaging just 8.7 turnovers per game. UW has had single-digit turnovers in 15 of the last 17 games.
- UW has led the nation in fewest turnovers per game in each of the last 2 seasons. Wisconsin turned it over 9.0 times per game in 2021, then just 8.7 TOs per game last season. In fact, last year was the 4th-lowest mark in school history.

Wisconsin Record Book, Fewest TOs per game

Year	TOs/Gm	TOs	Games
1. 2014-15	7.4	296	40
2. 2010-11	7.6	258	34
3. 2013-14	8.1	307	38
4. 2021-22	8.7	287	33
5. 2009-10	8.8	289	33

- Over the last 4 seasons, Gard's Badgers have never finished outside the top-10 in turnovers per game and have never averaged more than 10.0 turnovers per game in a season.

INSTANT OFFENSE ESSEGIAN

Freshman **Connor Essegian** is making his case as one of the best freshmen in the Big Ten, as well as one of the best sharp shooters in the country.

- In his first season, Essegian is averaging a team-best 12.1 ppg shooting 38.4% from 3FG.
- Wisconsin has not had a freshman lead the team in scoring since **Sam Okey** (1995-96).
- Over the last 25 years (since 1998), only four Badgers have averaged double figures in their freshman season. Essegian is aiming to be the fifth in the last quarter century:

Most Points, Wisconsin Freshmen (Since 1998)

Name	PPG	Season
1. Ethan Happ	12.4	2015-16
2. Devin Harris	12.3	2001-02
3. Brad Davison	12.1	2017-18
Connor Essegian	12.1	2022-23
5. Alando Tucker	12.0	2002-03

- Among Big Ten freshmen, Essegian ranks 4th in the league for scoring this season:

Most Points, Big Ten, Freshmen

Name (School)	PPG
1. Brice Sensabaugh (OSU)	16.5
2. Jett Howard (MICH)	14.4
5. Jalen Hood-Schifino (IND)	13.6
4. Connor Essegian (WIS)	12.1
5. Fletcher Loyer (PUR)	11.8

- At Michigan on Sunday, Essegian broke the school record for most 3FGs by a freshman:

Most 3-pt FGs, Wisconsin Freshmen (school history)

Name	3FGs	Season
1. Connor Essegian	61	2022
2. Brad Davison	60	2018
3. Devin Harris	59	2002
4. Sam Dekker	50	2013
5. Jeremy Hall	49	1996

- Over the last 8 games, Essegian is averaging a team-best 16.1 points per game, making an average of 2.4 triples per game.
- Essegian has either led UW or been the team's second-leading scorer 8 of the last 10 games.
- The Ft. Wayne, Indiana native has scored in double figures in 20 of the last 25 games.
- He's made multiple 3s in 22 of 28 games.
- Essegian has increased his production away from home, scoring a team-best 14.0 ppg and shooting 40.7% 3FG in road/neutral games.
- Essegian's shooting touch extends to the free throw line, where he is 60-for-69 (.870).
 - His 87.0% mark would rank 9th on UW's season free throw percentage list and the highest since Bronson Koenig tied the school record at 90.5% in 2017.

BETTER BEHIND THE ARC

Last season, the Badgers won the Big Ten despite shooting a conference-low 30.6% from 3-point range. This season, Wisconsin has seen big improvement in that area.

- Wisconsin ranks 4th in the Big Ten shooting 35.6% (245-for-688) from beyond the arc.

- UW is 9-2 this season (73-11 under Gard) when shooting at least 40.0% from 3FG.
- UW is averaging 8.4 made 3FGs per game, which ranks 2nd in the Big Ten this season.
- The Badgers have made 12+ triples in a game 5 times this season. UW hit 12+ triples in a game just once all of last season.
- **Chucky Hepburn** and **Connor Essegian** rank 4th and 11th, respectively, in the Big Ten in 3-point shooting percentage (min. 40 made 3s)
 - Hepburn is shooting 43.2% (57-for-132) 3FG, while Essegian is at 38.4% (61-for-159) 3FG.
- UW hasn't had a player shoot 45.0% or better from 3FG (min. 55 attempts) since Josh Gasser posted a mark of 45.2% (42-93) in 2012.
- Essegian, who broke the UW freshman record for made 3FGs, is trying to become just the 4th Badgers freshman ever to shoot 40.0% or better from deep (page 4-5).

CHUCKY AT THE POINT

"He's one of the elite point guards in the entire country." - Illinois head coach Brad Underwood

- A Big Ten All-Freshman honoree last year, point guard **Chucky Hepburn** continues to elevate his game in his sophomore season, leading Wisconsin with 12.1 ppg and 3.0 apg.
- This season, Hepburn is 43.2% (57-132) from 3-point range, up from 34.8% last season.
 - Hepburn's 43.2% 3FG shooting ranks 4th in the Big Ten this year (min. 25 made 3FGs).
 - Hepburn is averaging 2.0 made 3FGs per game, which ranks top 10 in the Big Ten.
- Just a sophomore, Hepburn has already earned a reputation of clutch, game-winning plays. He is most-known for his game-winning 3-pointer last season to defeat Purdue and clinch the 2022 Big Ten Title, but this season he's been making clutch plays on both ends of the floor.
 - Hepburn has made 5 game-clinching steals in the final 30 sec of Wisconsin wins this season:

Hepburn's game-clinching steals, 2022-23

Opp.	UW lead	Time remaining
vs. USC	62-59	0:15 left
Maryland	64-59	0:03 left
at Iowa	74-73	0:27 left in OT
Minnesota	63-60	0:04 left
Michigan	61-57	0:16 left

- A 2023 Preseason All-Big Ten pick, Hepburn has scored in double figures in 19 of 28 games this season, and 31 times total in his career.
 - UW is 24-7 when Hepburn scores dbl figures
- Defensively, Hepburn ranks 5th in the Big Ten averaging 1.5 steals per game.
 - Last season, Hepburn played all 33 games and recorded 36 steals. He has already surpassed that steal total this season with 43 in 28 games.
- Hepburn's 1.93 career assist-to-turnover ratio would rank 8th in school history.

SITUATIONAL RECORDS

	2022-23	Under Gard
Ahead at the half	12-1	128-15
Behind at the half	3-11	25-70
Tied at the half	1-0	6-5
FG% of .450 or more	7-1	85-14
FG% less than .450	9-11	74-76
Better FG% than opp.	9-0	123-13
Worse FG% than opp.	6-11	35-74
Same FG% as opp.	1-1	2-3
Opp. FG% less than 45%	12-5	123-33
3FG% of 40% or more	9-2	73-11
3FG% less than 40%	7-10	85-79
Try more than 20 3FGs	9-10	87-58
Try 20 or fewer 3FGs	7-2	72-31
Make at least 70% FT	5-6	94-40
Try at least 20 FTs	3-0	65-17
Try fewer than 20 FTs	13-12	92-72
Out-rebound opponent	6-1	92-23
Tied or out-rebounded	10-11	67-67
Same or fewer TOs than opp.	13-10	123-57
More TOs than opp.	3-2	36-33
Commit fewer than 12 TOs	14-11	125-59
Commit 12 or more TOs	2-1	35-30
Score fewer than 50 pts.	1-1	2-4
Score 50-59 points	1-4	8-36
Score 60-69 points	8-5	54-33
Score 70-79 points	4-2	56-14
Score 80-89 points	2-0	32-3
Score 90 or more pts.	0-0	7-0
Allow fewer than 50 pts.	2-0	23-1
Allow 50-59 pts.	7-2	49-9
Allow 60-69 pts.	4-5	64-32
Allow 70-79 pts.	3-4	20-33
Allow 80-89 pts.	0-1	3-14
Allow 90 or more pts.	0-0	0-1
Overtime	3-2	10-7
vs. AP Top 25 opponents	1-1	27-39
vs. AP Top 25 opp. at home	1-0	13-10
Home games	9-5	94-29
Road games	4-6	45-42
Neutral site games	3-1	22-19
Day games	3-7	49-33
Night games	13-5	110-57

GAMES DECIDED BY

3 points or less	5-5	24-16
4-5 points	5-1	26-18
6-10 points	2-4	36-25
11-19 points	2-2	40-26
20 or more points	2-0	34-3

TELEVISED GAMES

CBS	0-2	11-12
CBS Sports Network	0-0	0-1
FOX	0-1	3-6
FS1	3-0	15-14
ESPN	0-2	16-14
ESPN2	4-1	18-12
ESPNU	0-1	1-3
ESPN+	0-0	3-1
Big Ten Network	8-5	81-23
BTN+	1-0	5-0
TBS	0-0	1-3
TNT	0-0	2-1

2022-23 BIG TEN STANDINGS

Team	Conf.	Overall
Purdue (#5)	13-5	24-5
Maryland (#21)	11-7	20-9
Northwestern (RV)	11-7	20-9
Michigan	11-7	17-12
Indiana (#15)	11-8	20-10
Iowa	11-8	19-11
Illinois	10-8	19-10
Michigan State	10-8	18-11
Rutgers	10-8	18-11
Penn State	8-10	17-12
Wisconsin	8-10	16-12
Nebraska	8-11	15-15
Ohio State	4-14	12-17
Minnesota	1-16	7-20

RECORDS THROUGH GAMES PLAYED FEB. 28

AP TOP 25 (WEEK 17 - 2/27/23)

Team	Record	Points
1 Houston (49)	27-2	1,531
2 Alabama (5)	25-4	1,456
3 Kansas (8)	24-5	1,445
4 UCLA	25-4	1,391
5 Purdue	24-5	1,200
6 Marquette	23-6	1,173
7 Baylor	21-8	1,099
8 Arizona	24-5	1,091
9 Texas	22-7	1,077
10 Gonzaga	25-5	1,026
11 Kansas State	22-7	1,002
12 Tennessee	21-8	736
13 Virginia	21-6	718
14 UConn	22-7	714
15 Indiana	20-9	697
16 Miami	23-6	668
17 Saint Mary's	25-6	592
18 San Diego State	23-5	552
19 Xavier	21-8	505
20 Providence	21-8	299
21 Maryland	20-9	184
22 TCU	19-10	173
23 Kentucky	20-9	162
24 Texas A&M	21-8	161
25 Pittsburgh	21-8	140

Others receiving votes: Creighton 87, Duke 78, Oral Roberts 40, Northwestern 39, Florida Atlantic 25, Iowa State 20, Nevada 17, Missouri 16, Arkansas 7, North Carolina State 6, Charleston 6, Clemson 5, Memphis 4, Boise State 3, VCU 1, West Virginia 1

TURNING IT UP TO THE 'MAX'

A high-scoring guard for two seasons at Wofford, junior transfer **Max Klesmit** appears to be finding his offensive prowess at the right time for Wisconsin down the stretch this season.

- Klesmit has scored in double figures in 34 of the last 5 games (13-for-25 - 52% from 3FG).
- At Michigan (2/26), he scored his most points as a Badger with 19 points (7-12 FG, 5-8 3FG), plus 2 blocks, 2 steals and 2 rebounds.
- On the season, Klesmit is averaging 7.9 points per game, but that number climbs to 10.1 ppg since returning from injury (last 9 games).
- Klesmit ranks 2nd on the Badgers shooting 39.2% from 3-point range, having hit multiple triples in 6 of the last 9 games.
- He also ranks 2nd for Wisconsin with 33 steals.
- Last season at Wofford, Klesmit averaged 14.9 ppg, shooting 34.0% on 3FGs.

WALL-TO-WAHL PLAYER

"This is no longer a utility player...Wahl has looked the part of a guy that's primed to be one of the best players in the Big Ten." - Jon Rothstein, CBS Sports

- One of the most versatile players in college basketball, 2023 Preseason All-Big Ten selection **Tyler Wahl** does a little bit of everything — and then some — for Bucky.
- A Battle 4 Atlantis All-Tournament Team honoree, Wahl matched his career-high with 23 points vs. #3 Kansas, while also grabbing 10 rebounds and adding 3 steals and 2 assists.
- To understand the importance of Wahl to UW, observations can be drawn when comparing Wisconsin with Wahl and Wisconsin without Wahl, who missed 3 games for UW (injury):

Wisconsin Offense This Season

	With Wahl	Without Wahl
Record	16-9	0-3
Wisconsin PPG	65.8	59.7
Wisconsin FG%	.416	.406
Wisconsin 3FG%	.363	.289
Wisconsin FTAs/Game	14.3	10.3
Rebound Margin	-3.5	-9.0

Wisconsin Defense This Season

	With Wahl	Without Wahl
Record	16-9	0-3
Opponent PPG	62.9	70.3
Opponent FG%	.433	.484
Opponent 3FG%	.313	.450
Opponent Turnovers	12.1	10.3

- Wahl averages 2.5 assists/game, which ranks 4th in the Big Ten among forwards/centers.

DEFENSE LIVES HERE

For the better part of 30 years, Wisconsin has enjoyed one of the best defensive teams in the Big Ten and often the nation. This year's unit is following the same trend.

- UW is allowing just 63.4 ppg, which ranks as the 5th-best scoring defense in the Big Ten, an improvement over last season's D that ranked 2nd in the conference allowing 66.0 ppg.

- The Badgers have led the Big Ten in Scoring D in 4 of 7 years under Gard.
- UW is 86-12 (.878) under Gard when holding foes to 60 or fewer points (12-2 this season).
- UW has held an opponent below 50 points twice this season (2-0) and is 23-1 under Gard.
- UW has held 23 of 28 foes below their scoring average, including 5 season-low point totals.

BIG THINGS FROM 'BIG STEVE'

The development of **Steven Crowl** has seen an upward trajectory during his career at Wisconsin. The junior big man averaged 0.7 points per game as a freshman, 8.8 ppg as a sophomore, and is now in a starring role for the Badgers.

- Along with experience, Crowl has also added size to his frame. Listed at 217 lbs as a freshman, he's now pushing 250 lbs.
- Crowl has developed into a leading contributor for Wisconsin, ranked 1st in rebounds (7.1), 2nd in assists (2.7) and 3rd in points (11.6).
- Shooting a team-best 49.3% FG (132-268 FG)
- A talented passer, Crowl is one of only two 7-footers in the nation averaging at least 2.5 apg, joined by Richmond's Neal Quinn (2.8 apg)
- Crowl is Wisconsin's first 7-footer to average 2.5+ assists per game since National Player of the Year Frank Kaminsky (2.6 apg) in 2015.
- It's interesting to compare Steven Crowl's junior year stats to that of Frank Kaminsky's:

FRANK KAMINSKY (junior season)

Year	PPG	RPG	APG	FG%
2015	13.9	6.3	1.3	.528

STEVEN CROWL (junior season)

Year	PPG	RPG	APG	FG%
2023	11.6	7.1	2.7	.493

- Steven Crowl looks to become the next great "Badger Big" for Wisconsin that used the momentum of their junior year and translated it to becoming All-Big Ten performers as seniors:

All-Big Ten "Badger Bigs" in their Junior Season

Name (Year)	PPG	RPG	APG
Steven Crowl (2023)	11.6	7.1	2.7
Ethan Happ (2018)	17.9	8.0	3.7
Jon Leuer (2010)	15.4	5.8	1.6
Marcus Landry (2008)	10.8	5.4	1.4
Brian Butch (2007)	8.8	5.9	0.6
Mike Wilkinson (2004)	13.1	6.8	1.9

- Crowl's 2.7 assists per game rank 4th in the Big Ten among forwards/centers.
- Crowl has been even better in Big Ten play, averaging 11.7 ppg, 7.4 rpg and 2.5 apg.
- Double-figure scoring 13 of the last 21 games.
 - That includes three 20+ points performances, including a career-best 25 points (12/30).
- Crowl has scored in double figures 28 times in his career (15x this season).
- UW is 22-6 when Crowl scores double figures.

GARD'S GUIDANCE

Now in his 8th season as head coach, **Greg Gard** has led the Badgers to Big Ten titles in two of the last three seasons and kept the program winning at a high level. In fact, Gard's resume stacks up among the Big Ten's best of the last 40 years.

- Gard ranks 4th in Wisconsin history with 160 career wins, trailing only Hall of Famers Walter Meanwell, Bud Foster and Bo Ryan.
- Gard's .640 win percentage ranks as the 3rd-highest in Wisconsin history.

Best Win Pct, Wisconsin Coaches (min. 50 wins)

Coach (School, Years)	Record	Pct.
1. Bo Ryan (2002-15)	364-130	.737
2. Walter Meanwell (1912-17, '21-34)	246-99	.712
3. Greg Gard (2016-present)	160-90	.640
4. Dick Bennett (1996-2000)	94-68	.580
5. Bud Foster (1935-59)	265-267	.498

- With a conference record of 92-60, Gard's .605 win percentage ranks 8th among Big Ten coaches of the last 40 years (since 1980).

Best Win Pct, B1G Coaches w/ 50+ Wins (since 1980)

Coach (School, Years)	Record	Pct.
1. Bo Ryan, WIS (2002-15)	172-68	.717
2. Bob Knight, IND (1972-2000)	353-151	.700
3. Tom Izzo, MSU (1995-)	332-160	.675
4. Thad Matta, OSU (2005-17)	150-78	.658
5. Mark Turgeon, MD (2015-21)	90-50	.643
6. Matt Painter, PUR (2005-)	207-120	.633
7. Gene Keady, PUR (1981-05)	265-169	.611
8. Greg Gard, WIS (2016-)	92-60	.605

(through games played Feb. 28, 2023)

- Gard recently passed Bruce Webber for 29th place on the Big Ten's all-time wins list, and is now tied with Iowa's Lute Olson (1975-83) and Purdue's Ray Eddy (1951-65) for 27th.

Big Ten Career Wins List

Coach (School, Years)	Record	Pct.
24. Everett Dean (IND, 1925-38)	96-72	.517
Eldon Miller (OSU, 1977-86)	96-84	.533
26. Craig Ruby (ILL, 1923-36)	94-74	.560
27. Ray Eddy (PUR, 1951-65)	92-122	.430
Lute Olson (IOWA, 1975-83)	92-70	.568
Greg Gard (WIS, 2015-)	92-60	.605
30. Bruce Weber (ILL, 2004-12)	89-65	.578

WINS ADD UP UNDER GARD

- With a record of 25-8 (.758) last season, UW posted its best win percentage of the Gard era and won the 8th-most games in school history.
- In all, Gard has the Badgers to 4 of the top 18 winningest seasons in program history:

Wisconsin Record Book, Single-Season Wins

1. 36	2014-15	11. 24	2002-03
2. 31	2007-08	24	2009-10
3. 30	2006-07	13. 23	2018-19
30	2013-14	23	2012-12
5. 27	2016-17	15. 22	2015-16
6. 26	2011-12	22	1998-99
7. 25	2004-05	22	1999-00
8. 25	2021-22	18. 21	2019-20
25	2010-11		
25	2003-04		

- Including wins at No. 3 Purdue and over No. 8 Purdue last season, Gard has led UW to 10 top-10 wins, including 6 away from home.

- UW went 15-5 in the Big Ten last season, posting the most conference wins in the Gard era. The Badgers won 15 Big Ten games for just the 3rd time in program history. Overall, UW has won 14+ games just 5 times, and Gard-led teams are responsible for 3 of those seasons.

Wisconsin Record Book, Big Ten Wins

Record	Pct.	Season
1. 16-2	.889	2007-08
16-2	.889	2014-15
3. 15-5	.750	2021-22
4. 14-6	.700	2018-19
14-6	.700	2019-20

- Wisconsin won at least 14 Big Ten games for the 3rd time in the last 4 seasons, the only team that can make that claim.

125 YEARS OF BADGER BALL

This year marks the 125th season of Wisconsin men's basketball and all season long UW will be celebrating the history of one of the Big Ten's most successful programs:

- Wisconsin made its 26th appearance in the NCAA tournament last season. In fact, UW is 1 of 5 schools to participate in 22 of the last 23 NCAA tournaments, joining Duke, Gonzaga, Kansas and Michigan State.
- Wisconsin clinched a share of the 2022 Big Ten championship, marking UW's 2nd league title in 3 seasons and the 20th in school history.
- The Badgers (20 titles) trail only Purdue (25) and Indiana (22) for most conference titles.
- Wisconsin has won 6 Big Ten regular season titles since 2002 (02-03-08-15-20-22), matching MSU (6) for most titles during that span.

Most Big Ten Regular Season Championships

School	B1G Titles	Since 2002	Last
1. Purdue	25	3	2023
2. Indiana	22	3	2016
3. Wisconsin	20	6	2022
Ohio State	20	5	2012
5. Illinois	18	4	2022

- Wisconsin has won 12+ B1G games in 11 of last 13 seasons, the most of any Big Ten team.
- UW has also posted double-digit B1G wins in 19 of the last 21 years, the only team to do so.

125 HONORARY CAPTAIN: LANDRY

As part of the 125th season celebration, UW welcomes back **Marcus Landry** (2005-09) as honorary captain for Thursday's game.

- A 2x second-team All-Big Ten honoree (2008 and 2009), Wisconsin won 100 games and both a Big Ten regular season and tournament championship during Landry's four-year career.
- Part of the 2008 Badgers, which won both the Big Ten regular season and tournament titles.
- Landry was named the Most Outstanding Player of the 2008 Big Ten Tournament.
- Landry finished his career ranked 5th in school history with 99 career blocks and 8th with 185 offensive rebounds.
- Landry became just the 18th player in school history with 1,000 points and 500 rebounds.

WINNING AT WISCONSIN

With a record of 24-7 last season, the Badgers reached the 20-win milestone yet again. Since 2003, Wisconsin has won at least 20 games in 17 of 20 seasons, including a school-record 36 wins in 2014-15.

Greg Gard has four 20-win seasons on his ledger with a high of 27 wins in 2016-17, a mark that ranks 5th in UW history.

Wisconsin Record Book, Single-Season Wins

1. 36	2014-15	10. 24	2021-22
2. 31	2007-08	24	2002-03
3. 30	2006-07	24	2009-10
30	2013-14	13. 23	2012-12
5. 27	2016-17	23	2018-19
6. 26	2011-12	15. 22	2015-16
7. 25	2004-05	22	1998-99
8. 25	2010-11	22	1999-00
25	2003-04	18. 21	2019-20

BADGERS = B1G ATTENDANCE

- Last season, the Badgers played in front of an average of 16,453 fans at their home games. That led the Big Ten and ranked 7th nationally.
- Excluding the 2020-21 season in which fans were allowed, Wisconsin has led the Big Ten in attendance in each of the last 5 seasons and 15 of the last 19 years and has finished among the nation's top 7 each of the last 21 years.

UW Attendance (Kohl Center era: 1998-2022)

Year	Average	B1G Rank	NCAA
1997-98*	13,335	7th	22nd
1998-99	15,770	2nd	10th
1999-00	16,163	3rd	11th
2000-01	16,811	2nd	7th
2001-02	15,528	3rd	6th
2002-03	16,930	1st	6th
2003-04	17,142	1st	6th
2004-05	17,142	1st	5th
2005-06	17,142	1st	7th
2006-07	17,190	2nd	7th
2007-08	17,190	1st	7th
2008-09	17,230	1st	6th
2009-10	17,230	1st	6th
2010-11	17,230	1st	7th
2011-12	17,181	1st	5th
2012-13	16,843	2nd	7th
2013-14	17,104	2nd	7th
2014-15	17,279	1st	5th
2015-16	17,287	2nd	6th
2016-17	17,287	1st	6th
2017-18	17,272	1st	5th
2018-19	17,170	1st	5th
2019-20	16,912	1st	6th
2020-21^	--	--	--
2021-22	16,453	1st	7th

* Wisconsin played 8 of its 15 home games at the UW Field House (capacity 11,500)

^ Wisconsin did not allow spectators due to the COVID-19 pandemic



THE GARD FILE

■ Career Record (8th Season): 160-90 (.640)

- Record at Wisconsin (8th Season): 160-90 (.640)
- Big Ten Record (8th Season): 92-60 (.605)
- NCAA Tournament Appearances/Record: 5 / 6-5 (.545)
- Hometown: Cobb, Wis.
- Alma Mater: UW-Platteville, 1995 (Physical & Health Ed)
Master's Degree: UW-Platteville, 2007 (Counselor Ed)
- Family: Wife Michelle; Children Mackenzie, Isaac, Peyton

COACHING EXPERIENCE

Position	School	Years
Assistant Coach	Southwestern (Wis.) HS	1990-93
Assistant Coach	Platteville (Wis.) HS	1993-94
Assistant Coach	UW-Platteville	1993-99
Assistant Coach	UW-Milwaukee	1999-01
Assoc. Head Coach	Wisconsin	2001-15
Head Coach	Wisconsin	2015-Present

CAREER HIGHLIGHTS

Date	Highlight
Dec. 15, 2015	Assumed role of interim head coach upon the retirement of Bo Ryan
Dec. 23, 2015	First career win, 84-79, vs. Green Bay
Jan. 2, 2016	First Big Ten win, 79-57, vs. Rutgers
Jan. 17, 2016	First ranked win, 77-76, vs. #4 MSU
Feb. 13, 2016	First road win over ranked team, 70-57, at #2 Maryland
March 7, 2016	Officially named Wisconsin head coach
March 18, 2016	First NCAA tournament win, 47-43, against 10th-seeded Pittsburgh
April 4, 2016	Jim Phelan National Coach of the Year
March 18, 2017	UW knocks off No. 1 overall seeded Villanova in NCAA tourney second round
Feb. 15, 2018	UW tallied sixth top-10 win in three seasons under Gard (#6 Purdue, 57-53)
Jan. 19, 2019	UW earned fourth win vs. top-5 team under Gard (#2 Michigan, 64-54)
Jan. 3, 2020	UW won at #5 Ohio State, 61-47
March 7, 2020	Led UW to Big Ten title (60-56 W at IND)
March 9, 2020	Named 2020 Big Ten Coach of the Year
Dec. 25, 2020	UW wins at MSU first time since 2004
Nov. 24, 2021	UW wins first Maui Invitational tournament title in school history
Jan. 3, 2022	UW wins at #3 Purdue, 74-69
March 1, 2022	Led UW to Big Ten title with 70-67 home win over #8 Purdue
March 8, 2022	Named 2022 Big Ten Coach of the Year

HEAD COACH GREG GARD

■ TWO-TIME BIG TEN COACH OF THE YEAR

A coaching veteran of more than 30 years, Greg Gard enters his eighth season leading the Wisconsin in 2022-23 and has proven himself to be one of the best head coaches in the Big Ten. A 2022 finalist for Naismith National Coach of the Year, Gard has guided the Badgers to the Big Ten regular season championship in two of the last three seasons, twice earning Big Ten Coach of the Year honors.

Wisconsin's incredible postseason presence hasn't wavered on Gard's watch, leading UW to 5 of 6 NCAA tournaments during his tenure. As 2020 Big Ten champs, UW also would have also participated in that year's canceled tournament.

In his first seven seasons as head coach, Gard built a record of 144-78, owning the fourth-highest win total in school history. He has also guided UW to a conference record of 84-50 and his .627 conference win percentage is tied for sixth best among Big Ten coaches the last 40 years.

Gard is coming off of arguably his most impressive coaching job in 2021-22. Picked to finish preseason 10th in the Big Ten, UW went 25-8 overall and 15-5 in league play, claiming a share of the Big Ten regular season title for the second time in the past three seasons. Gard was named Big Ten Coach of the Year for the second time in his career. Sophomore guard Johnny Davis garnered consensus first-team All-America honors and won Lute Olson National Player of the Year, the Jerry West Award and Big Ten Player of the Year.

Gard's leadership during the 2019-20 season is among his best. After opening 5-5 in the Big Ten, Wisconsin won nine of its last 10 games, including its final eight games of the season to win a share of the 2020 conference championship and claim the No. 1 seed for the later canceled Big Ten tournament.

In his inaugural season as head coach, Gard led the Badgers to the 2016 NCAA Tournament Sweet 16, becoming just the second-ever first-year coach to win the Jim Phelan National Coach of the Year award. He followed that up by leading UW to the fifth-highest single-season win total in school history (27-10) and making a second-consecutive visit to the Sweet 16.

Gard's Badgers would follow that up with another 12-6 conference campaign in 2017, finishing second in the Big Ten. UW capped off its 27-win season by knocking off the nation's No. 1 team Villanova, 65-62, to advance to the Sweet 16.

During his tenure as head coach, Gard has helped a trio of players reach first-team All-Big Ten status: Nigel Hayes in 2016, third-team All-American Ethan Happ in both 2017, 2018 and 2019, plus Johnny Davis in 2022.

Long considered one of the top assistant coaches in the game, Gard served as an assistant at Wisconsin for 14-plus seasons. During that time he helped guide the Badgers to back-to-back Final Fours in 2014 and 2015, and in 2015 UW reached its first national championship game since 1941.

Prior to coming to Wisconsin in 2001, Gard spent two seasons as Ryan's assistant at UW-Milwaukee (2000-01) and six seasons as an assistant to Ryan at UW-Platteville (1993-99). During Gard's years on the Pioneer staff, UW-Platteville went 161-13 (.925) and won three NCAA Division III national championships, five WIAC titles.

In 2016, Gard and his wife, Michelle, partnered with the UW Carbone Cancer Center, to launch Garding Against Cancer. In its first six years, GAC raised more than \$6.5 million dollars for cancer research and patient care within the state of Wisconsin.

Year	School	Record	Pct.	Conf.	Record	Place	Postseason
2015-16	Wisconsin	15-8	.652	Big Ten	12-6	T-3rd	NCAA Sweet 16
2016-17	Wisconsin	27-10	.730	Big Ten	12-6	T-2nd	NCAA Sweet 16
2017-18	Wisconsin	15-18	.455	Big Ten	7-11	9th	--
2018-19	Wisconsin	23-11	.676	Big Ten	14-6	4th	NCAA First Round
2019-20	Wisconsin	21-10	.677	Big Ten	14-6	T-1st	Postseason canceled
2020-21	Wisconsin	18-12	.600	Big Ten	10-10	--	NCAA Second Round
2021-22	Wisconsin	25-8	.758	Big Ten	15-5	T-1st	NCAA Second Round
2022-23	Wisconsin	16-12	.571	Big Ten	8-10	--	--
Totals (8 seasons)		160-90	(.640)		92-60	(.605)	5 NCAA appearances

GARD vs. DIVISION I TEAMS

Team	Home	Away	Neut.	Total
Arkansas-Pine Bluff	1-0	0-0	0-0	1-0
Baylor	0-0	0-0	0-2	0-2
Central Arkansas	1-0	0-0	0-0	1-0
Chicago State	2-0	0-0	0-0	2-0
Colgate	0-0	0-0	1-0	1-0
Coppin State	1-0	0-0	0-0	1-0
Creighton	0-0	0-1	0-0	0-1
Dayton	0-0	0-0	1-0	1-0
Eastern Illinois	2-0	0-0	0-0	2-0
Florida	0-0	0-0	0-1	0-1
Florida A&M	1-0	0-0	0-0	1-0
Georgetown	0-0	0-0	1-0	1-0
Georgia Tech	0-0	1-0	0-0	1-0
Grambling State	1-0	0-0	0-0	1-0
Green Bay	7-0	0-0	0-0	7-0
Houston	0-0	0-0	1-0	1-0
Houston Baptist	1-0	0-0	0-0	1-0
Idaho State	1-0	0-0	0-0	1-0
Illinois	3-3	4-3	0-0	7-6
Illinois State	1-0	0-0	0-0	1-0
Indiana	6-0	3-3	1-0	9-3
Iowa	3-2	3-3	0-1	6-6
Iowa State	0-0	0-0	0-1	0-1
Kansas	0-0	0-0	0-1	0-1
Lehigh	1-0	0-0	0-0	1-0
Louisville	1-0	0-0	0-0	1-0
Loyola	1-0	0-0	0-0	1-0
Marquette	2-1	1-2	0-0	3-3
Maryland	4-2	3-3	1-0	8-5
UMass Lowell	1-0	0-0	0-0	1-0
McNeese State	1-0	0-0	0-0	1-0
Michigan	5-2	1-4	0-1	6-7
Michigan State	2-4	2-4	0-3	4-11
Milwaukee	2-0	0-0	0-0	2-0
Minnesota	6-1	4-1	0-0	10-2
Nebraska	3-2	5-2	1-1	9-5
New Mexico	0-0	0-0	0-1	0-1

Team	Home	Away	Neut.	Total
Nicholls	1-0	0-0	0-0	1-0
North Carolina	0-0	0-0	1-1	1-1
North Carolina State	1-0	0-1	0-0	1-1
Northwestern	3-3	4-2	1-0	7-5
Notre Dame	0-0	0-0	0-1	0-1
Ohio State	4-2	3-2	0-0	7-4
Oklahoma	1-0	0-0	1-0	2-0
Oregon	0-0	0-0	0-1	0-1
Penn State	5-0	5-1	1-0	11-1
Pittsburgh	0-0	0-0	1-0	1-0
Prairie View A&M	1-0	0-0	0-0	1-0
Providence	0-1	0-0	0-0	0-1
Purdue	3-2	1-5	0-0	4-7
Rhode Island	1-0	0-0	0-0	1-0
Rider	1-0	0-0	0-0	1-0
Richmond	0-0	0-0	0-1	0-1
Rutgers	4-2	1-2	1-0	6-4
St. Francis Brooklyn	1-0	0-0	0-0	1-0
Saint Mary's	0-0	0-0	1-1	1-1
Savannah State	1-0	0-0	0-0	1-0
South Carolina State	1-0	0-0	0-0	1-0
South Dakota	1-0	0-0	0-0	1-0
Stanford	0-0	0-0	2-0	2-0
Syracuse	1-0	0-0	0-0	1-0
Temple	0-0	0-1	0-0	0-1
Tennessee	0-0	1-0	1-0	2-0
Texas A&M	0-0	0-0	1-0	1-0
UCLA	0-0	0-0	0-1	0-1
USC	0-0	0-0	1-0	1-0
Villanova	0-0	0-0	1-0	1-0
Virginia	0-0	0-1	0-1	0-2
Virginia Tech	0-0	0-0	1-0	1-0
Wake Forest	0-1	0-0	0-0	0-1
Western Kentucky	1-0	0-1	0-0	1-1
Western Michigan	1-0	0-0	0-0	1-0
Xavier	0-1	1-0	1-0	2-1
Yale	1-0	0-0	0-0	1-0
Total	94-29	45-43	22-19	160-90



QUICK FACTS

- **Opened:** Jan. 17, 1998
- **Original cost:** \$76.4 Million
- **Student Section:** AreaRED
- **Building:** Named for U.S. Sen. Herb Kohl (D-Wisconsin), a 1956 graduate of UW-Madison, who donated \$25 million to the project.
- **Court:** Named for All-Big Ten player Albert "Ab" Nicholas (1950-52) and his wife, Nancy, who pledged \$10 million toward the original project.
- **All-Time record:** 344-66 (.839)
- **Big Ten record:** 175-51 (.774)
- **Record vs. Top-25:** 55-28 (.663)
- **Record under Gard:** 94-29 (.764)

17,071

The third-largest arena in the Big Ten Conference, the Kohl Center seats 17,071 for men's basketball. That includes the second-largest student section in the Big Ten of around 2,300.

25

Wisconsin is enjoying the 25th season of men's basketball at the Kohl Center, which opened in 1998.

6

Wisconsin has won 6 Big Ten regular season championships during the Kohl Center era, winning in 2002, 2003, 2008, 2015, 2020 and 2022.

3

Three retired jerseys hang in the Kohl Center rafters: #8 Ab Nicholas (1950-52), #24 Michael Finley (1992-95) and #44 Frank Kaminsky (2012-15).

THE KOHL CENTER

The 2022-23 season marks the 25th year of Wisconsin men's basketball at the Kohl Center, which officially opened on Jan. 17, 1998. The Kohl Center was completed for a cost of \$76.4 million and has turned into one of the greatest home court advantages in all of college basketball.

- Wisconsin is 344-66 (.839) all-time at the Kohl Center, owning the 10th-best win percentage of any active NCAA Div. I venue.
- The Badgers have gone 175-51 (.774) against the Big Ten in the Kohl Center.
- Excluding the 2020-21 season in which fans were not allowed to attend, Wisconsin has led the Big Ten in attendance in each of the last 5 seasons and 15 of the last 19 years. UW has finished among the nation's top 7 in attendance each of the last 21 years.
- In addition to UW athletics, the Kohl Center has played host to several other big performers like: Elton John and Billy Joel, The Eagles, Tom Petty, Shania Twain, John Mellencamp, Cher, the Dave Matthews Band and the Dalai Lama.

NCAA'S TOUGHEST VENUES

Since the Kohl Center opened in 1998, Wisconsin has been nearly unbeatable on its home floor. In fact, among active venues, Wisconsin owns one of the nation's top 10 home records.

Team	Record	Pct.
1. Gonzaga (McCarthy Center)	260-16	.942
2. Kentucky (Rupp Arena)	644-78	.892
3. Kansas (Allen Fieldhouse)	840-117	.878
4. Belmont (Curb Events Center)	229-32	.877
5. Michigan State (Breslin Center)	454-70	.866
6. UCLA (Pauley Pavilion)	787-125	.863
7. Murray State (CFSB Center)	309-50	.861
8. Oregon (Matthew Knight Arena)	187-31	.858
9. Xavier (Cintas Center)	308-54	.851
10. Wisconsin (Kohl Center)	342-63	.844

(games through Jan. 25, 2023)

BIG KOHL CENTER WINS

Most memorable home wins since opening in 1998:

Jan. 17, 1998 - UW 56, Northwestern 33

First-ever game in the Kohl Center

Dec. 1, 2001 - UW 70, UW-Green Bay 57

Bo Ryan's first victory at the Kohl Center

Dec. 22, 2001 - UW 86, #14 MU 63

Kirk Penney scores 33 points in UW's first win over a ranked team under Bo Ryan

Jan. 5, 2002 - UW 72, #7 Illinois 66

Ryan's first win over a top-10 team at UW

Feb. 27, 2002 - UW 74, Michigan 54

UW clinches share of first Big Ten title since '47

Dec. 7, 2002 - UW 91, UNLV 74

UW begins school-record 38-game home win streak - Alando Tucker 24 points, 18 rebounds

March 5, 2003 - UW 60, #14 Illinois 59

Devin Harris makes 1-of-2 FTs with 0.4 seconds left to clinch outright Big Ten title

Dec. 23, 2004 - UW 85, UNC Green. 53

UW wins school-record 34th-straight home game

Jan. 16, 2005 - UW 62, #15 Mich. St. 59

Wisconsin overcomes 8-point deficit with 1:58 remaining to win its 38th-straight home game

March 1, 2005 - UW 62, Indiana 60

Alando Tucker scores putback as time expires

Feb. 15, 2006 - UW 78, #12 Ohio St. 73

UW overcomes a nine-point halftime deficit to beat No. 12 Ohio State

Dec. 16, 2006 - UW 89, #2 Pitt 75

Alando Tucker and Brian Butch combine for 59 pts

Jan. 9, 2007 - UW 72, #5 Ohio St. 69

Badgers win the first matchup in school history of top-five teams

March 3, 2007 - UW 52, Michigan St. 50

Kammron Taylor wins it on 3FG with 3.9 seconds left

Dec. 2, 2009 - UW 73, #6 Duke 69

Trevon Hughes scores 26 as UW's win clinches Big Ten's first Big Ten/ACC title

Jan. 9, 2010 - UW 73, #4 Purdue 66

Jordan Taylor (23) and Jason Bohannon (20) help end Purdue's undefeated season

Feb. 2, 2010 - UW 67, #5 Michigan State 49

Badgers end MSU's 9-0 Big Ten start

Feb. 12, 2011 - UW 71, #1 Ohio State 67

Stopped OSU's 24-0 start and UW's first win over AP No. 1 since 1962

Feb. 9, 2013 - UW 65, #2 Michigan 62 (OT)

Ben Brust's half-court buzzer-beater sends game to overtime where UW wins

Nov. 19, 2013 - UW 103, North Dakota 85

UW's first 100-point game since '95, Frank Kaminsky scores UW record 43 points

Feb. 9, 2014 - UW 60, #8 Michigan State 58

Treavon Jackson hits game-winning jumper with 2.1 seconds left in Bo Ryan's 150th Big Ten win

March 1, 2015 - #6 UW 68, Michigan State 61

UW claims Big Ten title as Frank Kaminsky scores 31

Dec. 23, 2015 - UW 84, Green Bay 79

Greg Gard's first win as interim head coach

Jan. 17, 2016 - UW 77, #4 Michigan State 76

Gard's first ranked win, Koenig/Hayes total 52 pts

Feb. 15, 2018 - UW 57, #6 Purdue 53

Ethan Happ tallies 21 pts and 12 reb as Badgers raise Frank Kaminsky's No. 44 into rafters

Jan. 19, 2019 - UW 64, #2 Michigan 54

UW knocks off 17-0 Michigan behind 26 points, 10 rebounds and 7 assists from Ethan Happ

Feb. 1, 2020 - UW 64, #14 Michigan State 63

UW wins first game over MSU since 2016

Dec. 19, 2020 - UW 85, #23 Louisville 48

UW's largest-ever win over a top-25 team

March 1, 2022 - #10 UW 70, #8 Purdue 67

Chucky Hepburn's 3FG with 1.5 seconds left clinches Big Ten regular season championship

0 | JAHCOBI NEATH

Senior | Guard | 6-4 | 190
Toronto, Ontario | Crestwood Prep (Wake Forest)



Twitter: N/A | Instagram: @jahcobiii

INDIVIDUAL BENCHMARKS		
	SEASON	CAREER
GP/GS	3/0	76/10
10+ POINTS:	--	6
20+ POINTS:	--	0
3+ FGS MADE:	--	12
2+ ASSISTS:	--	28
2+ STEALS:	--	8
20+ MINUTES:	--	23

GET TO KNOW JAHCOBI

Now in his second season with Wisconsin, Jahcobi Neath looks to become a key contributor in the lineup. Hindered by injuries last year, he played in 23 games (1 start) for the Badgers, averaging 9.7 minutes per game off the bench. Neath transferred to Wisconsin from Wake Forest, where he played a total of 30 games (5 starts) over two seasons. He averaged 5.3 points (42.2% FG, 48% 3FG) and 2.2 assists per game his freshman season. As a sophomore at Wake Forest, he played 20 games (4 starts), averaging 3.8 points and 1.7 assists per game. During his prep career, Neath played internationally at the 2019 FIBA U-19 World Cup, representing Canada at the U18 and U19 levels. He played high school basketball at Crestwood Prep in Toronto and led the Lions to the 2019 national championship, averaging 26 points, 7 rebounds and 4 assists per game his senior season.

- TOP PERFORMANCES**
- **MICHIGAN (2/20/22):** Went 4-4 from the free-throw line and scored 6 points off the bench in a win
 - **NICHOLLS (12/15/21):** Made his first start at Wisconsin, finishing with 9 points and a career-high 7 rebounds, plus 2 assists
 - **PITTSBURGH (3/10/20):** Played a career-high 34 minutes posting 6 points, 4 rebounds, and 6 assists
 - Posted back-to-back 16-point contests against Georgia Tech (2/19/20) and Duke (2/25/20)

SEASON HIGHS		CAREER HIGHS	
POINTS:	3 vs. South Dakota (11/7/22)	POINTS:	16 (2x) MR vs. Duke (2/25/20)*
FIELD GOALS:	1 vs. South Dakota (11/7/22)	FIELD GOALS:	5 (2x) MR vs. Longwood (11/27/20)*
FG ATTEMPTS:	3 vs. Stanford (11/11/22)	FG ATTEMPTS:	10 (2x) MR at BC (2/10/21)*
3-POINT FGS:	1 vs. South Dakota (11/7/22)	3-POINT FGS:	2 (2x) MR at NC State (1/27/21)*
3-POINT FGAS:	1 (2x) MR vs. Stanford (11/11/22)	3-POINT FGAS:	5 at Virginia Tech (2/27/21)*
FREE THROWS:	--	FREE THROWS:	9 vs. Duke (2/25/20)*
FT ATTEMPTS:	--	FT ATTEMPTS:	12 vs. Duke (2/25/20)*
REBOUNDS:	1 vs. South Dakota (11/7/22)	REBOUNDS:	7 vs. Nicholls (12/15/21)
ASSISTS:	1 vs. Stanford (11/11/22)	ASSISTS:	6 (3x) MR vs. Del. St (11/25/20)*
BLOCKS:	--	BLOCKS:	1 (3x) MR vs. Duke (2/17/21)*
STEALS:	1 vs. Stanford (11/11/22)	STEALS:	3 vs. Catawba (12/31/20)*
MINUTES:	15 vs. Stanford (11/11/22)	MINUTES:	34 vs. Pittsburgh (3/10/20)
		*recorded at Wake Forest	

GAME-BY-GAME STATISTICS

#0 NEATH, Jahcobi

Opponent	Date	GS	MIN	Total		3-Pointers		Free throws		Rebounds				PF A TO BLK STL PTS AVG						
				FG-FGA	PCT	3FG-3FGA	PCT	FT-FTA	PCT	OFF	DEF	TOT	AVG	PF	A	TO	BLK	STL	PTS	AVG
South Dakota	11/07/2022		08:44	1-1	1.000	1-1	1.000	0-0	.000	0	1	1	1.0	1	0	0	0	3	3.0	
vs Stanford	11/11/2022		15:03	0-3	.000	0-1	.000	0-0	.000	0	0	0	0.5	0	1	2	0	1	0	1.5
Green Bay	11/15/2022		04:38	0-0	.000	0-0	.000	0-0	.000	0	0	0	0.3	1	0	0	0	0	1.0	
Totals		0	28:25	1-4	.250	1-2	.500	0-0	.000	0	1	1	0.3	2	1	2	0	1	3	1.0

CAREER STATISTICS

NEATH, Jahcobi

				Field Goals		3-Point		F-Throws		Rebounds								Scoring		
SEASON	TEAM	GP-GS	MIN/AVG	FG-FGA	FG%	3FG-3FGA	3FG%	FT-FTA	FT%	OFF	DEF	TOT	AVG	PF-FO	A	TO	BLK	STL	PTS	AVG
2021-22	Wisc	23-1	224/9.7	11-43	.256	4-18	.222	11-15	.733	9	25	34	1.5	13-0	8	6	1	4	37	1.6
2022-23	Wisc	3-0	28/9.5	1-4	.250	1-2	.500	0-0	.000	0	1	1	0.3	2-0	1	2	0	1	3	1.0
TOTAL		26-1	252/9.7	12-47	.255	5-20	.250	11-15	.733	9	26	35	1.3	15-0	9	8	1	5	40	1.5

2 | JORDAN DAVIS

Junior | Guard | 6-4 | 200
La Crosse, Wis. | La Crosse Central



Twitter: @jordan_davis_23 | Instagram: @jordan.davis.24

INDIVIDUAL BENCHMARKS		
	SEASON	CAREER
GP/GS	27/18	68/18
5+ POINTS:	16	17
10+ POINTS:	5	5
2+ 3-PTERS MADE:	7	7
LED UW IN PTS:	3	3
LED UW IN 3PT FG:	4	4

GET TO KNOW JORDAN

Jordan Davis looks to establish himself in UW's lineup this season after earning playing time in 27 games last season for the Badgers. He averaged 6.5 minutes per game off the bench last year, including a season-high 7 points in UW's win at Minnesota. A standout athlete at La Crosse Central, Davis helped lead his team to the WIAA Division 2 state tournament each of his three years on the varsity team, capturing the state title in 2017. Davis finished his high school career with 1,101 points, 470 rebounds, 270 assists and 187 steals. Davis averaged 12.3 points, 5.5 rebounds and 3.7 assists per game as a senior, helping the Red Raiders complete a 20-5 season. On the football field, Davis was also an impressive wide receiver for the Red Raiders, posting 358 receiving yards with 5 TDs through three games before suffering a season-ending injury. He hauled in 49 receptions for 873 yards and 10 touchdowns as a junior.

TOP PERFORMANCES

- **vs. USC (11/25/22):** Scored 8 points (3-5 FG), plus 3 rebounds and 1 steal playing 25 minutes in win.
- **GREEN BAY (11/15/22):** Led UW in scoring for the first time in his career, finishing with 11 points and a career-high 3 triples (3-6 3FG), plus 3 reb and 2 stl.
- **vs. Stanford (11/11/22):** Finished with a career-high 13 points (5-9 FG), 3 rebounds and 1 steal.
- **SOUTH DAKOTA (11/7/22):** Made first career start, finishing with 6 points and a career-high 6 rebounds
- **at MINNESOTA (2/23/22):** Played a season-high 20 minutes, finishing with 7 points (3-3 FG, 1-1 3FG), 2 rebounds and 2 assists.

SEASON HIGHS	
POINTS:	15 at Northwestern (1/23/23)
FIELD GOALS:	6 at Northwestern (1/23/23)
FG ATTEMPTS:	11 vs. Marquette (12/3/22)
3-POINT FGS:	4 vs. Lehigh (12/15/22)
3-POINT FGAS:	6 (6x) MR vs Rutgers (2/18/23)
FREE THROWS:	2 (2x) MR vs. Green Bay (11/15/22)
FT ATTEMPTS:	3 vs. Stanford (11/11/22)
REBOUNDS:	8 (2x) MR vs. Minnesota (1/3/23)
ASSISTS:	2 (2x) MR at Maryland (1/25/23)
BLOCKS:	1 (2x) MR at Northwestern (1/23/23)
STEALS:	2 vs. Green Bay (11/15/22)
MINUTES:	37 (2x) MR at Northwestern (1/23/23)

CAREER HIGHS	
POINTS:	15 at Northwestern (1/23/23)
FIELD GOALS:	6 at Northwestern (1/23/23)
FG ATTEMPTS:	11 vs. Marquette (12/3/22)
3-POINT FGS:	4 vs. Lehigh (12/15/22)
3-POINT FGAS:	6 (6x) MR vs Rutgers (2/18/23)
FREE THROWS:	2 (2x) MR vs. Green Bay (11/15/22)
FT ATTEMPTS:	3 vs. Stanford (11/11/22)
REBOUNDS:	8 (2x) MR vs. Minnesota (1/3/23)
ASSISTS:	2 (2x) MR at Maryland (1/25/23)
BLOCKS:	1 (4x) MR at Northwestern (1/23/23)
STEALS:	2 vs. Green Bay (11/15/22)
MINUTES:	37 (2x) MR at Northwestern (1/23/23)

GAME-BY-GAME STATISTICS

#2 DAVIS, Jordan

Opponent	Date	GS	MIN	Total		3-Pointers		Free throws		Rebounds		PF	A	TO	BLK	STL	PTS	AVG			
				FG-FGA	PCT	3FG-3FGA	PCT	FT-FTA	PCT	OFF	DEF								TOT	AVG	
South Dakota	11/07/2022	*	20:40	3-8	.375	0-2	.000	0-1	.000	1	5	6	6.0	1	0	0	0	6	6.0		
vs Stanford	11/11/2022	*	25:02	5-9	.556	1-3	.333	2-3	.667	3	0	3	4.5	3	0	1	0	13	9.5		
Green Bay	11/15/2022	*	32:59	3-7	.429	3-6	.500	2-2	1.000	1	2	3	4.0	0	1	0	1	2	11	10.0	
vs Dayton	11/23/2022	*	31:07	1-7	.143	0-4	.000	0-0	.000	2	6	8	5.0	1	1	0	0	1	2	8.0	
vs Kansas	11/24/2022	*	17:28	0-5	.000	0-3	.000	0-0	.000	0	4	4	4.8	1	1	0	0	0	0	6.4	
vs Southern California	11/25/2022	*	24:55	3-5	.600	1-3	.333	1-1	1.000	1	2	3	4.5	0	1	0	0	1	8	6.7	
Wake Forest	11/29/2022	*	14:18	1-2	.500	1-2	.500	0-0	.000	0	1	1	4.0	5	0	0	0	0	3	6.1	
at Marquette	12/03/2022	*	37:06	3-11	.273	2-6	.333	0-0	.000	2	2	4	4.0	4	1	1	0	1	8	6.4	
Maryland	12/06/2022	*	22:58	3-5	.600	1-3	.333	1-2	.500	1	5	6	4.2	2	0	0	0	1	8	6.6	
at Iowa	12/11/2022	*	22:48	2-4	.500	1-3	.333	0-0	.000	0	2	2	4.0	2	0	0	0	0	5	6.4	
Lehigh	12/15/2022	*	25:19	5-8	.625	4-6	.667	0-0	.000	0	5	5	4.1	0	0	0	1	0	14	7.1	
Western Mich.	12/30/2022	*	24:15	3-7	.429	2-6	.333	1-2	.500	0	2	2	3.9	1	2	0	0	0	9	7.3	
Minnesota	01/03/2023	*	27:39	3-5	.600	1-3	.333	0-0	.000	1	7	8	4.2	2	0	1	0	0	7	7.2	
at Illinois	01/07/2023	*	26:15	2-4	.500	1-3	.333	0-1	.000	0	4	4	4.2	3	0	0	0	0	5	7.1	
Michigan St.	01/10/2023	*	22:20	0-2	.000	0-1	.000	0-0	.000	1	2	3	4.1	2	0	0	0	1	0	6.6	
at Indiana	01/14/2023	*	13:50	0-2	.000	0-2	.000	0-0	.000	0	0	0	3.9	1	1	1	0	0	0	6.2	
Penn St.	01/17/2023	*	29:15	2-7	.286	0-3	.000	0-0	.000	1	5	6	4.0	1	1	0	0	0	4	6.1	
at Northwestern	01/23/2023	*	37:35	6-10	.600	3-6	.500	0-0	.000	3	3	6	4.1	5	1	0	1	1	15	6.6	
at Maryland	01/25/2023	*	29:55	1-5	.200	1-4	.250	0-0	.000	1	3	4	4.1	2	2	0	0	0	3	6.4	
Illinois	01/28/2023	*	21:39	0-4	.000	0-2	.000	0-0	.000	0	2	2	4.0	0	0	2	0	0	0	6.1	
at Ohio St.	02/02/2023	*	06:19	0-1	.000	0-1	.000	0-0	.000	0	0	0	3.8	2	0	0	0	1	0	5.8	
Northwestern	02/05/2023	*	14:04	0-2	.000	0-2	.000	0-0	.000	1	1	2	3.7	1	0	0	0	0	0	5.5	
at Penn St.	02/08/2023	*	17:33	3-5	.600	2-3	.667	0-0	.000	0	5	5	3.8	0	0	0	0	1	8	5.6	
at Nebraska	02/11/2023	*	15:27	2-4	.500	1-2	.500	0-0	.000	0	2	2	3.7	4	0	0	0	1	5	5.6	
Michigan	02/14/2023	*	12:38	2-4	.500	1-3	.333	0-0	.000	2	1	3	3.7	0	0	0	0	0	5	5.6	
Rutgers	02/18/2023	*	20:05	5-10	.500	3-6	.500	1-2	.500	2	2	4	3.7	1	0	0	0	0	14	5.9	
Iowa	02/22/2023	*	16:24	2-3	.667	0-1	.000	0-0	.000	1	2	3	3.7	1	0	0	0	0	4	5.8	
at Michigan	02/26/2023	*	14:06	0-2	.000	0-1	.000	0-0	.000	0	1	1	3.6	0	0	0	0	0	0	5.6	
Totals			18	623:59	60-148	.405	29-90	.322	8-14	.571	24	76	100	3.6	45	12	6	3	12	157	5.6

CAREER STATISTICS

DAVIS, Jordan

SEASON	TEAM	GP-GS	MIN/AVG	Field Goals		3-Point		F-Throws		Rebounds		PF-FO		A	TO	BLK	STL	Scoring		
				FG-FGA	FG%	3FG-3FGA	3FG%	FT-FTA	FT%	OFF	DEF	TOT	AVG					PTS	AVG	
2020-21	Wisc	13-0	20/1.6	3-6	.500	2-5	.400	0-0	.000	0	1	1	0.1	0-0	0	1	0	0	8	0.6
2021-22	Wisc	27-0	175/6.5	13-40	.325	8-28	.286	1-3	.333	9	15	24	0.9	19-0	4	6	3	4	35	1.3
2022-23	Wisc	28-18	624/22.3	60-148	.405	29-90	.322	8-14	.571	24	76	100	3.6	45-2	12	6	3	12	157	5.6
TOTAL		68-18	820/12.1	76-194	.392	39-123	.317	9-17	.529	33	92	125	1.8	64-2	16	13	6	16	200	2.9

3 |

CONNOR ESSEGIAN

Freshman | Guard | 6-4 | 185
Fort Wayne, Ind. | Central Noble



Twitter: @CEssegian | Instagram: @connoressegian

INDIVIDUAL BENCHMARKS

	SEASON	CAREER
GP/GS:	28/12	28/12
10+ POINTS:	20	20
15+ POINTS:	8	8
2+ 3-PTERS MADE:	22	22
LED TEAM IN 3FGS:	14	14

GET TO KNOW CONNOR

True freshman guard Connor Essegian (pronounced "eh-SEE-gin") begins his first season with the Badgers after finishing his high school career as one of the most prolific prep scorers in Indiana basketball history. The 6-foot-4 guard from Fort Wayne, Indiana scored 2,526 career points for Central Noble High School, which ranked No. 10 on the all-time scoring list in the state of Indiana. Finishing as Central Noble's all-time leading scorer, he broke a record that stood for 44 years. His senior season, Essegian averaged over 26 points per game, converting 43 percent from 3-point range and 68 percent overall from the floor. He led Central Noble to the Class 2A state basketball championship game his senior season. As a sophomore, Essegian led Central Noble to its first NECC Tournament title in 50 years and the best season in program history at 22-5 overall. He scored 648 points that sophomore season, which went down as the highest single-season scoring total in Noble county history.

TOP PERFORMANCES

- **vs. #3 Kansas (11/24/22):** Played a career-high 31 minutes off the bench, sparking the Badgers with 17 points (6-12 FG), plus 5 rebounds.
- **vs. USC (11/25/22):** Hit a career-high 4 triples, finishing with 12 points (4-6 3FG) and 4 rebounds.
- **vs. Dayton (11/23/22):** Scored a team-high 13 points (3-6 FG, 2-4 3FG) in 19 minutes off the bench.

SEASON HIGHS

POINTS: 24 at Michigan (2/26/23)
FIELD GOALS: 10 at Michigan (2/26/23)
FG ATTEMPTS: 21 at Michigan (2/26/23)
3-POINT FGS: 5 vs. Northwestern (2/5/23)
3-POINT FGAS: 11 vs. Northwestern (2/5/23)
FREE THROWS: 9 vs. Michigan (2/14/23)
FT ATTEMPTS: 10 vs. Michigan (2/14/23)
REBOUNDS: 11 at Indiana (1/14/23)
ASSISTS: 3 (2x) MR vs. Maryland (12/6/22)
BLOCKS: 1 (2x) MR vs. Maryland (12/6/22)
STEALS: 2 vs. Minnesota (1/3/23)
MINUTES: 39 at Nebraska (2/11/23)

CAREER HIGHS

POINTS: 24 at Michigan (2/26/23)
FIELD GOALS: 10 at Michigan (2/26/23)
FG ATTEMPTS: 21 at Michigan (2/26/23)
3-POINT FGS: 5 vs. Northwestern (2/5/23)
3-POINT FGAS: 11 vs. Northwestern (2/5/23)
FREE THROWS: 9 vs. Michigan (2/14/23)
FT ATTEMPTS: 10 vs. Michigan (2/14/23)
REBOUNDS: 11 at Indiana (1/14/23)
ASSISTS: 3 (2x) MR vs. Maryland (12/6/22)
BLOCKS: 1 (2x) MR vs. Maryland (12/6/22)
STEALS: 2 vs. Minnesota (1/3/23)
MINUTES: 39 at Nebraska (2/11/23)

GAME-BY-GAME STATISTICS

#3 ESSEGIAN, Connor

Opponent	Date	GS	MIN	Total		3-Pointers		Free throws		Rebounds			PF	A	TO	BLK	STL	PTS	AVG		
				FG-FA	PCT	3FG-3FA	PCT	FT-FTA	PCT	OFF	DEF	TOT									
South Dakota	11/07/2022		14:23	2-3	.667	2-3	.667	0-0	.000	0	1	1	1.0	2	1	1	0	1	6	6.0	
vs Stanford	11/11/2022		23:01	3-9	.333	2-4	.500	0-0	.000	0	2	2	1.5	1	0	0	0	8	7.0		
Green Bay	11/15/2022		07:29	0-1	.000	0-0	.000	2-2	1.000	0	1	1	1.3	0	0	2	0	2	5.3		
vs Dayton	11/23/2022		19:23	3-6	.500	2-4	.500	5-5	1.000	0	2	2	1.5	1	0	1	0	1	13	7.3	
vs Kansas	11/24/2022		31:05	6-12	.500	3-7	.429	2-2	1.000	1	4	5	2.2	2	1	1	0	1	17	9.2	
vs Southern California	11/25/2022		25:27	4-8	.500	4-6	.667	0-0	.000	0	4	4	2.5	1	0	1	0	1	12	9.7	
Wake Forest	11/29/2022		22:60	3-7	.429	2-5	.400	4-4	1.000	2	2	4	2.7	2	2	3	0	0	12	10.0	
at Marquette	12/03/2022		22:50	5-10	.500	2-5	.400	0-0	.000	1	2	3	2.8	4	3	1	0	1	12	10.3	
Maryland	12/06/2022		22:06	2-7	.286	2-5	.400	2-2	1.000	0	1	1	2.6	0	3	0	0	1	8	10.0	
at Iowa	12/11/2022		32:15	5-11	.455	2-6	.333	2-2	1.000	0	6	6	2.9	0	1	3	0	1	14	10.4	
Lehigh	12/15/2022		20:08	5-10	.500	3-7	.429	0-0	.000	2	4	6	3.2	1	0	1	0	1	13	10.6	
Western Mich.	12/30/2022		23:07	2-6	.333	2-6	.333	2-2	1.000	0	2	2	3.1	2	1	0	0	0	8	10.4	
Minnesota	01/03/2023		19:42	3-7	.429	1-3	.333	4-5	.800	0	4	4	3.2	1	0	1	0	2	11	10.5	
at Illinois	01/07/2023		22:39	2-5	.400	1-3	.333	0-0	.000	0	0	0	2.9	3	0	2	0	0	5	10.1	
Michigan St.	01/10/2023		27:40	5-7	.714	3-4	.750	0-0	.000	1	0	1	2.8	0	0	0	0	1	13	10.3	
at Indiana	01/14/2023		33:18	4-13	.308	3-7	.429	3-4	.750	2	9	11	3.3	1	1	1	0	0	14	10.5	
Penn St.	01/17/2023	*	33:20	4-7	.571	2-4	.500	0-0	.000	0	3	3	3.3	3	0	0	0	1	10	10.5	
at Northwestern	01/23/2023	*	34:53	3-11	.273	2-8	.250	2-2	1.000	0	4	4	3.3	1	2	1	0	0	10	10.4	
at Maryland	01/25/2023	*	34:57	6-12	.500	4-6	.667	3-4	.750	1	3	4	3.4	2	0	2	0	0	19	10.9	
Illinois	01/28/2023	*	26:34	0-5	.000	0-4	.000	3-4	.750	0	0	0	3.2	2	1	2	0	0	3	10.5	
at Ohio St.	02/02/2023	*	35:26	5-10	.500	2-5	.400	5-6	.833	1	6	7	3.4	2	1	1	0	1	17	10.8	
Northwestern	02/05/2023	*	34:25	5-14	.357	5-11	.455	0-1	.000	1	3	4	3.4	2	1	0	0	0	15	11.0	
at Penn St.	02/08/2023	*	34:18	6-9	.667	4-7	.571	2-2	1.000	0	1	1	3.3	3	1	1	0	1	18	11.3	
at Nebraska	02/11/2023	*	39:15	5-14	.357	3-10	.300	0-0	.000	3	5	8	3.5	2	1	1	0	1	13	11.4	
Michigan	02/14/2023	*	31:47	6-12	.500	2-7	.286	9-10	.900	0	3	3	3.5	3	1	1	0	1	23	11.8	
Rutgers	02/18/2023	*	21:12	0-10	.000	0-7	.000	2-2	1.000	0	2	2	3.4	2	1	0	0	1	2	11.5	
Iowa	02/22/2023	*	31:26	5-13	.385	2-7	.286	5-7	.714	1	4	5	3.5	1	1	1	0	0	17	11.7	
at Michigan	02/26/2023	*	36:33	10-21	.476	1-8	.125	3-3	1.000	0	3	3	3.5	4	0	1	0	1	24	12.1	
Totals			12	761:37	109-260	.419	61-159	.384	60-69	.870	16	81	97	3.5	48	23	29	0	18	339	12.1

CAREER STATISTICS

ESSEGIAN, Connor

		Field Goals				3-Point		F-Throws		Rebounds			Scoring							
SEASON	TEAM	GP-GS	MIN/AVG	FG-FGA	FG%	3FG-3FGA	3FG%	FT-FTA	FT%	OFF	DEF	TOT	AVG	PF-FO	A	TO	BLK	STL	PTS	AVG
2022-23	Wisc	28-12	762/27.2	109-260	.419	61-159	.384	60-69	.870	16	81	97	3.5	48-0	23	29	0	18	339	12.1
TOTAL		28-12	762/27.2	109-260	.419	61-159	.384	60-69	.870	16	81	97	3.5	48-0	23	29	0	18	339	12.1

4 | KAMARI McGEE

Sophomore | Guard | 6-0 | 180
Racine, Wis. | Racine St. Catherine's (Green Bay)



Twitter: @KamariMcGee | Instagram: @killa_._kam

INDIVIDUAL BENCHMARKS

	SEASON	CAREER
GP/GS:	24/0	54/22
10+ POINTS:	--	16
20+ POINTS:	--	5
5+ REBOUNDS:	--	5
3+ ASSISTS:	--	9
2+ STEALS:	--	8
LED TEAM IN PTS:	--	11
LED TEAM IN AST:	--	12

GET TO KNOW KAMARI

A sophomore from Racine, Wisconsin, Kamari McGee returns home to play for the Badgers after transferring from Green Bay. The point guard was named to the 2021-22 Horizon League All-Freshman Team last season, playing in 30 games (20 starts) for the Phoenix as the team's leading scorer with 11.6 points per game. McGee posted four 20-plus point performances in his freshman season at Green Bay, including a career-high 24 points against Wright State. A standout prep athlete at Racine St. Catherine's, McGee helped lead the Angels to a 29-1 record his senior season and capture the 2020 WIAA Division 3 state championship. He averaged 17 points, seven rebounds and four assists per game as a senior.

TOP CAREER PERFORMANCES

- at Marquette (12/03/22): Scored his first points as a Badger, finishing with 5 pts off the bench in a win.
- WRIGHT STATE (2/9/22): Finished with a career-high 24 points, 5 rebounds and 5 steals.

SEASON HIGHS

POINTS:	9 vs. Rutgers (2/18/23)
FIELD GOALS:	3 vs. Michigan (2/14/23)
FG ATTEMPTS:	8 vs. Rutgers (2/18/23)
3-POINT FGS:	3 vs. Rutgers (2/18/23)
3-POINT FGAS:	6 vs. Rutgers (2/18/23)
FREE THROWS:	4 at Michigan (2/26/23)
FT ATTEMPTS:	4 at Michigan (2/26/23)
REBOUNDS:	3 at Michigan (2/26/23)
ASSISTS:	2 (2x) MR vs. Lehigh (12/15/22)
BLOCKS:	--
STEALS:	1 (6x) MR at Michigan (2/26/23)
MINUTES:	24 at Michigan (2/26/23)

CAREER HIGHS

POINTS:	24 vs. Wright State (2/9/22)*
FIELD GOALS:	9 (2x) MR vs. Wright State (2/9/22)*
FG ATTEMPTS:	19 vs. UIC (1/15/22)*
3-POINT FGS:	3 vs. Rutgers (2/18/23)
3-POINT FGAS:	8 at Milwaukee (2/13/22)*
FREE THROWS:	8 vs. Milwaukee (1/5/22)*
FT ATTEMPTS:	8 vs. Milwaukee (1/5/22)*
REBOUNDS:	9 (2x) MR vs. Detroit (3/1/22)*
ASSISTS:	4 (2x) MR vs. Cleveland St (2/20/22)*
BLOCKS:	1 (2x) MR vs. Pur-Ft Wayne (2/18/22)*
STEALS:	4 at IUPUI (2/26/22)*
MINUTES:	40 vs. UIC (1/15/22)*

*recorded at Green Bay

GAME-BY-GAME STATISTICS

#4 MCGEE, Kamari

Opponent	Date	GS	MIN	Total		3-Pointers		Free throws		Rebounds				PF	A	TO	BLK	STL	PTS	AVG
				FG-FGA	PCT	3FG-3FGA	PCT	FT-FTA	PCT	OFF	DEF	TOT	AVG							
South Dakota	11/07/2022		08:02	0-1	.000	0-1	.000	0-0	.000	0	2	2	2.0	2	2	1	0	1	0	0.0
vs Stanford	11/11/2022		01:37	0-0	.000	0-0	.000	0-0	.000	0	0	0	1.0	1	0	0	0	0	0.0	
Green Bay	11/15/2022		05:30	0-0	.000	0-0	.000	0-0	.000	0	0	0	0.7	1	1	1	0	0	0.0	
vs Kansas	11/24/2022		04:44	0-0	.000	0-0	.000	0-0	.000	0	1	1	0.8	3	0	0	0	0	0.0	
at Marquette	12/03/2022		09:55	2-3	.667	1-2	.500	0-0	.000	1	1	2	1.0	0	0	1	0	0	5.1	
Maryland	12/06/2022		02:31	0-0	.000	0-0	.000	0-0	.000	0	0	0	0.8	0	0	0	0	0	0.8	
at Iowa	12/11/2022		03:47	0-1	.000	0-1	.000	0-0	.000	0	0	0	0.7	0	0	0	0	1	0.7	
Lehigh	12/15/2022		11:53	0-1	.000	0-1	.000	0-0	.000	0	1	1	0.8	2	2	1	0	1	0.6	
Western Mich.	12/30/2022		08:41	0-1	.000	0-1	.000	1-2	.500	0	1	1	0.8	0	1	0	0	0	1.7	
Minnesota	01/03/2023		03:30	0-0	.000	0-0	.000	0-0	.000	0	0	0	0.7	0	0	0	0	0	0.6	
at Illinois	01/07/2023		02:29	0-1	.000	0-1	.000	0-0	.000	0	0	0	0.6	1	0	1	0	0	0.5	
at Indiana	01/14/2023		01:43	1-1	1.000	0-0	.000	0-0	.000	0	0	0	0.6	0	0	0	0	0	2.7	
Penn St.	01/17/2023		02:45	0-0	.000	0-0	.000	0-0	.000	0	0	0	0.5	0	0	0	0	0	0.6	
at Northwestern	01/23/2023		06:38	1-1	1.000	1-1	1.000	0-0	.000	0	1	1	0.6	2	0	0	0	0	3.8	
at Maryland	01/25/2023		08:33	0-4	.000	0-1	.000	0-0	.000	0	0	0	0.5	0	0	0	0	1	0.7	
Illinois	01/28/2023		01:26	0-0	.000	0-0	.000	0-0	.000	0	0	0	0.5	1	0	0	0	0	0.7	
at Ohio St.	02/02/2023		04:44	0-0	.000	0-0	.000	0-0	.000	0	0	0	0.5	0	1	0	0	0	0.6	
Northwestern	02/05/2023		03:48	1-1	1.000	0-0	.000	0-0	.000	0	1	1	0.5	1	1	0	0	1	2.7	
at Penn St.	02/08/2023		04:54	0-0	.000	0-0	.000	0-0	.000	0	0	0	0.5	1	1	0	0	0	0.7	
at Nebraska	02/11/2023		02:55	0-0	.000	0-0	.000	0-0	.000	0	0	0	0.5	1	1	0	0	0	0.7	
Michigan	02/14/2023		13:42	3-4	.750	0-1	.000	0-0	.000	1	0	1	0.5	0	1	1	0	0	6.9	
Rutgers	02/18/2023		22:34	3-8	.375	3-6	.500	0-0	.000	0	1	1	0.5	1	1	0	0	0	9.3	
Iowa	02/22/2023		04:04	0-0	.000	0-0	.000	0-0	.000	0	1	1	0.5	1	1	1	0	0	1.2	
at Michigan	02/26/2023		24:37	1-5	.200	0-1	.000	4-4	1.000	2	1	3	0.6	1	0	0	0	1	6.4	
Totals			0 165:03	12-32	.375	5-17	.294	5-6	.833	4	11	15	0.6	19	13	7	0	6	34	1.4

CAREER STATISTICS

MCGEE, Kamari

SEASON	TEAM	GP-GS	MIN/AVG	Field Goals		3-Point		F-Throws		Rebounds				Scoring			
				FG-FGA	FG%	3FG-3FGA	3FG%	FT-FTA	FT%	OFF	DEF	TOT	AVG	PP-FO	A	TO	BLK
2021-22	GB	30-21	873/29.1	132-340	.388	25-91	.275	59-73	.808	16	67	83	2.8	72-1	58	76	2
2022-23	Wisc	24-0	165/6.9	12-32	.375	5-17	.294	5-6	.833	4	11	15	0.6	19-0	13	7	0
TOTAL FOR Wisc		24-0	165/6.9	12-32	.375	5-17	.294	5-6	.833	4	11	15	0.6	19-0	13	7	0
TOTAL		54-21	1039/19.2	144-372	.387	30-108	.278	64-79	.810	20	78	98	1.8	91-1	71	83	2

5 | TYLER WAHL

Senior | Forward | 6-9 | 225
Lakeville, Minn. | Lakeville North



Twitter: @tjwahl01 | Instagram: @tjwahl01

INDIVIDUAL BENCHMARKS		
	SEASON	CAREER
GP/GS:	25/25	119/78
10+ POINTS:	15	39
20+ POINTS:	2	5
5+ REBOUNDS:	18	60
10+ REBOUNDS:	4	11
DOUBLE-DOUBLES:	4	8
2+ BLOCKS:	3	15
LED UW IN PTS:	4	8
LED UW IN REB:	10	26

GET TO KNOW TYLER

Senior forward Tyler Wahl has not only become one of the most valuable players in the Big Ten, but one of the most versatile in the country. Wahl is the most experienced Badger on this season's squad. Skilled both defensively and offensively, Wahl averaged 11.4 points and 5.9 rebounds per game last season, while also leading the team in steals (37) and ranking second in blocks (25). One of Wahl's best performances came in UW's Big Ten title-clinching home win over No. 8 Purdue, during which he posted a team-high 19 points, five steals, two blocks, two rebounds and two assists. As a prep senior at Lakeville North, Wahl averaged 18.0 points, 10.0 rebounds and 6.6 assists per game, leading the Panthers to a 27-5 record, the school's first-ever conference title, and an appearance in the Class AAAA state championship game. He earned back-to-back AP second-team All-State honors as a junior and senior, setting the school record for rebounds (905) and finishing third in Panther history with 1,397 points.

- HONORS
- 2022 Battle 4 Atlantis All-Tournament Team
 - 2022 All-Big Ten Honorable Mention
- TOP SEASON PERFORMANCES
- **vs. #3 Kansas (11/24/22):** Matched a career-high with 23 points, plus 10 reb, 3 stl and 2 ast.
 - **SOUTH DAKOTA (11/7/22):** Posted his 5th career double-double with 19 points and 10 rebounds.
 - **#8 PURDUE (3/1/22):** Team-high 19 points and career-high 5 steals in conference clinching win
 - **RUTGERS (2/12/22):** Led UW with a career-high 23 points (9-14 FG, 1-1 3FG, 4-5 FT), 3 reb, 2 ast, 2 stl
 - **#16 OHIO STATE (1/13/22):** Scored 20 points, grabbed 7 rebounds, dished 6 assists, and 3 steals

SEASON HIGHS		CAREER HIGHS	
POINTS:	23 vs. Kansas (11/24/22)	POINTS:	23 (2x) MR vs. Kansas (11/24/22)
FIELD GOALS:	9 at Iowa (12/11/22)	FIELD GOALS:	9 (2x) MR at Iowa (12/11/22)
FG ATTEMPTS:	19 vs. Kansas (11/24/22)	FG ATTEMPTS:	19 vs. Kansas (11/24/22)
3-POINT FGS:	1 (7x) MR vs. Illinois (1/28/23)	3-POINT FGS:	2 (3x) MR vs. Ohio State (1/13/22)
3-POINT FGAS:	4 at Northwestern (1/23/23)	3-POINT FGAS:	5 at Nebraska (2/10/21)
FREE THROWS:	9 vs. South Dakota (11/7/22)	FREE THROWS:	9 vs. South Dakota (11/7/22)
FT ATTEMPTS:	10 vs. South Dakota (11/7/22)	FT ATTEMPTS:	12 vs. Illinois St (12/29/21)
REBOUNDS:	14 vs. Iowa (2/22/23)	REBOUNDS:	15 vs. Green Bay (12/1/20)
ASSISTS:	8 at Penn State (2/8/23)	ASSISTS:	8 at Penn State (2/8/23)
BLOCKS:	2 (3x) MR at Penn State (2/8/23)	BLOCKS:	4 vs. Saint Mary's (11/24/21)
STEALS:	4 at Iowa (12/6/22)	STEALS:	5 (2x) MR vs. Nebraska (3/6/22)
MINUTES:	42 at Penn State (2/8/23)	MINUTES:	42 at Penn State (2/8/23)

GAME-BY-GAME STATISTICS

#5 WAHL, Tyler

Opponent	Date	GS	MIN	Total		3-Pointers		Free throws		Rebounds				PF	A	TO	BLK	STL	PTS	AVG
				FG-FGA	PCT	3FG-3FGA	PCT	FT-FTA	PCT	OFF	DEF	TOT	AVG							
South Dakota	11/07/2022	*	26:58	5-11	.455	0-3	.000	9-10	.900	3	7	10	10.0	2	4	3	1	2	19	19.0
vs Stanford	11/11/2022	*	32:48	6-13	.462	1-2	.500	4-8	.500	1	4	5	7.5	2	0	2	0	3	17	18.0
Green Bay	11/15/2022	*	23:49	2-11	.182	0-1	.000	4-4	1.000	2	7	9	8.0	4	0	4	0	0	8	14.7
vs Dayton	11/23/2022	*	24:06	1-8	.125	0-2	.000	1-1	1.000	2	1	3	6.8	4	0	3	0	1	3	11.8
vs Kansas	11/24/2022	*	35:00	8-19	.421	0-1	.000	7-8	.875	3	7	10	7.4	4	2	2	0	3	23	14.0
vs Southern California	11/25/2022	*	35:22	6-12	.500	0-1	.000	2-3	.667	1	8	9	7.7	0	3	2	0	0	14	14.0
Wake Forest	11/29/2022	*	30:55	6-14	.429	0-1	.000	5-5	1.000	1	3	4	7.1	3	2	2	0	0	17	14.4
at Marquette	12/03/2022	*	38:33	6-12	.500	1-3	.333	2-4	.500	0	7	7	7.1	3	1	5	1	2	15	14.5
Maryland	12/06/2022	*	28:48	3-10	.300	0-1	.000	3-7	.429	0	5	5	6.9	5	3	3	2	1	9	13.9
at Iowa	12/11/2022	*	40:05	9-14	.643	1-2	.500	2-5	.400	1	6	7	6.9	4	3	4	0	4	21	14.6
Lehigh	12/15/2022	*	31:50	5-11	.455	1-1	1.000	2-4	.500	2	5	7	6.9	0	4	3	0	2	13	14.5
Western Mich.	12/30/2022	*	25:45	5-10	.500	0-0	.000	0-2	.000	1	4	5	6.8	2	2	2	2	0	10	14.1
Minnesota	01/03/2023	*	08:50	1-5	.200	0-1	.000	0-0	.000	0	2	2	6.4	0	0	0	1	0	2	13.2
Penn St.	01/17/2023	*	32:50	3-10	.300	1-1	1.000	3-6	.500	2	3	5	6.3	3	2	1	1	1	10	12.9
at Northwestern	01/23/2023	*	35:01	4-10	.400	1-4	.250	2-5	.400	1	4	5	6.2	4	3	4	0	0	11	12.8
at Maryland	01/25/2023	*	32:18	6-13	.462	0-0	.000	1-1	1.000	1	3	4	6.1	1	3	1	0	0	13	12.8
Illinois	01/28/2023	*	19:17	4-7	.571	1-2	.500	0-0	.000	0	4	4	5.9	4	1	1	0	0	9	12.6
at Ohio St.	02/02/2023	*	33:58	2-10	.200	0-1	.000	1-5	.200	2	2	4	5.8	2	2	1	0	2	5	12.2
Northwestern	02/05/2023	*	29:42	2-5	.400	0-0	.000	1-4	.250	0	1	1	5.6	3	4	1	0	1	5	11.8
at Penn St.	02/08/2023	*	42:32	6-10	.600	0-1	.000	4-6	.667	1	5	6	5.6	1	8	1	1	1	16	12.0
at Nebraska	02/11/2023	*	39:40	1-6	.167	0-0	.000	4-6	.667	2	5	7	5.7	5	5	5	0	1	6	11.7
Michigan	02/14/2023	*	33:20	2-11	.182	0-0	.000	2-4	.500	5	4	9	5.8	3	0	1	0	0	6	11.5
Rutgers	02/18/2023	*	31:33	3-5	.600	0-0	.000	1-1	1.000	0	6	6	5.8	2	6	1	0	2	7	11.3
Iowa	02/22/2023	*	36:18	5-8	.625	0-1	.000	1-2	.500	2	12	14	6.2	2	2	3	0	1	11	11.3
at Michigan	02/26/2023	*	40:51	3-9	.333	0-0	.000	4-5	.800	2	9	11	6.4	3	2	1	1	1	10	11.2
Totals			25 790:09	104-254	.409	7-29	.241	65-106	.613	35	124	159	6.4	66	62	56	11	28	280	11.2

CAREER STATISTICS

WAHL, Tyler

SEASON TEAM	GP-GS	MIN/AVG	Field Goals		3-Point		F-Throws		Rebounds								Scoring		
			FG-FGA	FG%	3FG-3FGA	3FG%	FT-FTA	FT%	OFF	DEF	TOT	AVG	PF-FO	A	TO	BLK	STL	PTS	AVG
2019-20 Wisc	31-3	478/15.4	34-79	.430	6-28	.214	7-18	.389	34	48	82	2.6	64-0	32	33	5	20	81	2.6
2020-21 Wisc	31-18	762/24.6	58-133	.436	10-36	.278	34-60	.567	33	100	133	4.3	68-1	42	28	21	31	160	5.2
2021-22 Wisc	32-32	973/30.4	145-281	.516	6-37	.162	70-100	.700	52	137	189	5.9	80-1	49	52	25	37	366	11.4
2022-23 Wisc	25-25	790/31.6	104-254	.409	7-29	.241	65-106	.613	35	124	159	6.4	66-2	62	56	11	28	280	11.2
TOTAL	119-78	3003/25.2	341-747	.456	29-130	.223	176-284	.620	154	409	563	4.7	278-4	185	169	62	116	887	7.5

11 | MAX KLESMIT

Junior | Guard | 6-3 | 200
Neenah, Wis. | Neenah



Twitter: @maxkle2 | Instagram: @maxklesmit

INDIVIDUAL BENCHMARKS

	SEASON	CAREER
GP/GS:	26/26	76/59
10+ POINTS:	10	42
20+ POINTS:	--	7
5+ REBOUNDS:	3	15
3+ ASSISTS:	4	14
LED TEAM IN PTS:	--	12
LED TEAM IN 3FGS:	4	20

GET TO KNOW MAX

A junior guard from Neenah, Wisconsin, Max Klesmit returns home to the state of Wisconsin looking to live out a life-long dream of playing for the Badgers. Klesmit spent the last two seasons at Wofford, where he played in 50 games and made 33 starts. The team's second-leading scorer his sophomore season, Klesmit was a third-team All-Southern Conference honoree after he averaged 14.9 points per game and shot 44.6 percent from the floor. A standout prep athlete at Neenah High School, Klesmit was named the Fox Valley Association Player of the Year as a senior, averaging 25.5 points and 7.8 rebounds per game while leading the Rockets to a 23-2 record and a section final.

HONORS

- 2021-22 Third-Team All-Southern Conference
- 2020-21 Southern Conference All-Freshman Team
- 2020-21 Southern Conference Academic Honor Roll

TOP CAREER PERFORMANCES

- vs. #3 Kansas (11/24/22): Played a career-high 43 minutes, finishing with 13 points (4-6 FG, 2-3 3FG).
- SOUTH DAKOTA (11/7/22): Made his Badger debut, finishing with 11 points (2-3 3FG).
- THE CITADEL (1/19/22): Matched career-high with 27 points (10-16 FG, 5-8 3FG), plus 5 rebounds
- at South Carolina (11/23/22): Scored a career-high 27 points (8-10 FG, 5-7 3FG), plus 4 steals

SEASON HIGHS

POINTS: 19 at Michigan (2/26/23)
FIELD GOALS: 7 at Michigan (2/26/23)
FG ATTEMPTS: 12 at Michigan (2/26/23)
3-POINT FGS: 5 at Michigan (2/26/23)
3-POINT FGAS: 8 (3x) MR at Michigan (2/26/23)
FREE THROWS: 4 vs. Marquette (12/3/22)
FT ATTEMPTS: 5 vs. Marquette (12/3/22)
REBOUNDS: 8 (2x) MR at Nebraska (2/11/23)
ASSISTS: 4 vs. Marquette (12/3/22)
BLOCKS: 2 at Michigan (2/26/23)
STEALS: 3 (2x) MR at Indiana (1/14/23)
MINUTES: 43 vs. Kansas (11/24/22)

CAREER HIGHS

POINTS: 27 (2x) MR vs. The Citadel (1/19/22)*
FIELD GOALS: 10 vs. The Citadel (1/19/22)*
FG ATTEMPTS: 16 (3x) MR at Chattanooga (1/26/22)*
3-POINT FGS: 5 (3x) MR at Michigan (2/26/23)
3-POINT FGAS: 10 (3x) MR vs. ETSU (2/5/22)*
FREE THROWS: 7 (2x) MR at Samford (2/9/22)*
FT ATTEMPTS: 10 at Samford (2/9/22)*
REBOUNDS: 8 (2x) MR at Nebraska (2/11/23)
ASSISTS: 6 vs. W Carolina (2/12/22)*
BLOCKS: 2 at Michigan (2/26/23)
STEALS: 5 at The Citadel (2/16/22)*
MINUTES: 43 vs. Kansas (11/24/22)

*recorded at Wofford

GAME-BY-GAME STATISTICS

#11 KLESMIT, Max

Opponent	Date	GS	MIN	Total		3-Pointers		Free throws		Rebounds		PF	A	TO	BLK	STL	PTS	AVG			
				FG-FGA	PCT	3FG-3FGA	PCT	FT-FTA	PCT	OFF	DEF								TOT	AVG	
South Dakota	11/07/2022	*	30:39	3-6	.500	2-3	.667	3-4	.750	0	4	4	4.0	2	0	2	0	11	11.0		
vs Stanford	11/11/2022	*	16:59	0-1	.000	0-1	.000	0-0	.000	0	3	3	3.5	4	1	0	0	1	0	5.5	
Green Bay	11/15/2022	*	35:57	2-5	.400	2-4	.500	3-4	.750	1	4	5	4.0	1	1	0	0	2	9	6.7	
vs Dayton	11/23/2022	*	22:14	1-5	.200	1-3	.333	0-0	.000	0	5	5	4.3	2	0	1	1	2	3	5.8	
vs Kansas	11/24/2022	*	43:08	4-6	.667	2-3	.667	3-4	.750	0	1	1	3.6	2	2	0	0	1	13	7.2	
vs Southern California	11/25/2022	*	30:50	0-2	.000	0-1	.000	0-0	.000	0	1	1	3.2	3	2	1	0	0	0	6.0	
Wake Forest	11/29/2022	*	36:07	1-3	.333	0-2	.000	0-0	.000	0	1	1	2.9	2	3	1	0	3	2	5.4	
at Marquette	12/03/2022	*	34:22	4-8	.500	1-3	.333	4-5	.800	0	3	3	2.9	3	4	2	0	2	13	6.4	
Maryland	12/06/2022	*	34:27	2-6	.333	1-3	.333	2-2	1.000	0	3	3	2.9	2	2	1	0	2	7	6.4	
at Iowa	12/11/2022	*	30:20	3-5	.600	1-2	.500	0-0	.000	0	2	2	2.8	3	2	1	0	1	7	6.5	
Lehigh	12/15/2022	*	29:19	3-5	.600	2-3	.667	0-0	.000	0	1	1	2.6	1	3	1	0	1	8	6.6	
Western Mich.	12/30/2022	*	31:12	3-5	.600	1-3	.333	0-0	.000	0	0	0	2.4	0	0	0	0	1	7	6.7	
Minnesota	01/03/2023	*	34:58	2-8	.250	1-4	.250	0-0	.000	0	1	1	2.3	3	3	2	1	3	5	6.5	
at Illinois	01/07/2023	*	33:13	4-9	.444	2-5	.400	1-3	.333	1	3	4	2.4	4	1	0	1	2	11	6.9	
Michigan St.	01/10/2023	*	28:53	2-7	.286	1-5	.200	2-2	1.000	0	2	2	2.4	4	0	1	0	2	7	6.9	
at Indiana	01/14/2023	*	32:53	4-10	.400	1-5	.200	0-3	.000	1	1	2	2.4	2	1	0	0	3	9	7.0	
Penn St.	01/17/2023	*	09:47	1-4	.250	1-3	.333	0-0	.000	0	1	1	2.3	2	0	0	0	0	3	6.8	
Illinois	01/28/2023	*	34:25	4-10	.400	3-6	.500	1-3	.333	2	6	8	2.6	2	2	0	0	2	12	7.1	
at Ohio St.	02/02/2023	*	31:58	4-9	.444	2-7	.286	2-2	1.000	0	1	1	2.5	3	1	1	0	1	12	7.3	
Northwestern	02/05/2023	*	31:31	2-6	.333	1-4	.250	1-2	.500	1	2	3	2.6	0	1	3	1	1	6	7.3	
at Penn St.	02/08/2023	*	38:09	2-5	.400	0-2	.000	1-2	.500	0	3	3	2.6	3	1	0	0	0	5	7.1	
at Nebraska	02/11/2023	*	35:00	5-10	.500	2-5	.400	0-0	.000	0	2	2	2.5	5	1	2	0	0	12	7.4	
Michigan	02/14/2023	*	35:35	3-11	.273	2-3	.667	2-2	1.000	0	2	2	2.5	2	0	0	0	0	10	7.5	
Rutgers	02/18/2023	*	33:07	3-8	.375	3-8	.375	2-2	1.000	1	3	4	2.6	1	3	2	0	0	11	7.6	
Iowa	02/22/2023	*	30:24	1-2	.500	1-1	1.000	1-2	.500	0	3	3	2.6	1	1	2	0	0	4	7.5	
at Michigan	02/26/2023	*	39:41	7-12	.583	4-8	.625	0-0	.000	0	2	2	2.6	4	1	0	2	2	19	7.9	
Totals			26	825:10	70-168	.417	38-97	.392	28-42	.667	7	60	67	2.6	61	36	23	6	33	206	7.9

CAREER STATISTICS

KLESMIT, Max

SEASON	TEAM	GP-GS	MIN/AVG	Field Goals		3-Point		F-Throws		Rebounds				Scoring	
				FG-FGA	FG%	3FG-3FGA	3FG%	FT-FTA	FT%	OFF	DEF	TOT	AVG	PF-FO	PTS
2020-21	WOF	19-2	429/22.6	54-116	.466	25-67	.373	22-26	.846	9	43	52	2.7	46-1	155
2021-22	WOF	31-31	986/31.8	156-350	.446	68-200	.340	82-98	.837	13	73	86	2.8	84-2	462
2022-23	Wisc	26-26	825/31.7	70-168	.417	38-97	.392	28-42	.667	7	60	67	2.6	61-1	206
TOTAL FOR Wisc		26-26	825/31.7	70-168	.417	38-97	.392	28-42	.667	7	60	67	2.6	61-1	206
TOTAL		76-59	2240/29.5	280-634	.442	131-364	.360	132-166	.795	29	176	205	2.7	191-4	823

14

CARTER GILMORE

Junior | Forward | 6-7 | 225
Hartland, Wis. | Arrowhead



Twitter: @CarterGilmore03 | Instagram: @cartergilmore_

INDIVIDUAL BENCHMARKS

	SEASON	CAREER
GP/GS:	28/4	59/3
5+ POINTS:	7	8
10+ POINTS:	--	--
5+ REBOUNDS:	3	5
2+ BLOCKS:	--	1

GET TO KNOW CARTER

Carter Gilmore is now in his third season with the Badgers. Last year, he played in 22 games for UW and came off the bench averaging 7.8 minutes per contest. He scored a season-high 5 points in UW's opener against St. Francis Brooklyn. A preferred walk-on who has since earned a scholarship, Gilmore was a standout in-state recruit at Arrowhead. Named the Classic Eight Conference Player of the Year, Gilmore led Arrowhead to a program-best record of 23-1 and a regional championship his senior season. Gilmore finished his prep career as Arrowhead's all-time leading scorer (1,565 pts). As a senior, he averaged 26.8 points, 11.3 rebounds and 5.6 assists per game. Carter's father, Brian, was on the coaching staff of Bo Ryan's first Division III national championship team at UW-Platteville in 1991. Carter's mother, Stephanie, was a stand-out player on the UW-Platteville women's team, inducted into the WIAC Hall of Fame in 2018.

TOP CAREER PERFORMANCES

- GREEN BAY (11/15/22): Played a season-high 31 minutes, matching career highs with 5 points and 5 rebounds, plus 1 assist and 1 steal in the win.

SEASON HIGHS

POINTS: 8 at Iowa (12/11/22)
FIELD GOALS: 4 at Iowa (12/11/22)
FG ATTEMPTS: 7 at Iowa (12/11/22)
3-POINT FGS: 1 (5x) MR vs. Illinois (1/28/23)
3-POINT FGAS: 3 vs. Iowa (2/22/23)
FREE THROWS: 2 (3x) MR at Penn State (2/8/23)
FT ATTEMPTS: 5 vs. Maryland (12/6/22)
REBOUNDS: 7 at Illinois (1/7/23)
ASSISTS: 3 (2x) MR vs. W Michigan (12/30/22)
BLOCKS: 1 (2x) MR vs. Maryland (12/6/22)
STEALS: 2 (2x) MR vs. Kansas (11/24/22)
MINUTES: 33 at Indiana (1/14/23)

CAREER HIGHS

POINTS: 8 at Iowa (12/11/22)
FIELD GOALS: 4 at Iowa (12/11/22)
FG ATTEMPTS: 7 at Iowa (12/11/22)
3-POINT FGS: 1 (5x) MR vs. vs. Illinois (1/28/23)
3-POINT FGAS: 3 (2x) MR vs. Iowa (2/22/23)
FREE THROWS: 2 (4x) MR at Penn State (2/8/23)
FT ATTEMPTS: 5 vs. vs. Maryland (12/6/22)
REBOUNDS: 7 at Illinois (1/7/23)
ASSISTS: 3 (2x) MR vs. W Michigan (12/30/22)
BLOCKS: 1 (2x) MR vs. Maryland (12/6/22)
STEALS: 2 (2x) MR vs. Kansas (11/24/22)
MINUTES: 33 at Indiana (1/14/23)

GAME-BY-GAME STATISTICS

#14 GILMORE, Carter

Opponent	Date	GS	MIN	Total		3-Pointers		Free throws		Rebounds			PF	A	TO	BLK	STL	PTS	AVG		
				FG-FGA	PCT	3FG-3FGA	PCT	FT-FTA	PCT	OFF	DEF	TOT								AVG	
South Dakota	11/07/2022		12:12	1-1	1.000	0-0	.000	0-0	.000	2	1	3	3.0	0	1	0	0	1	2.0		
vs Stanford	11/11/2022		12:07	1-4	.250	0-0	.000	0-0	.000	0	1	1	2.0	3	0	0	1	2	2.0		
Green Bay	11/15/2022		20:44	2-4	.500	1-1	1.000	0-0	.000	2	3	5	3.0	4	1	2	0	1	5	3.0	
vs Dayton	11/23/2022		19:28	0-3	.000	0-1	.000	0-0	.000	1	2	3	3.0	3	0	0	0	1	0	2.3	
vs Kansas	11/24/2022		14:09	2-3	.667	0-0	.000	0-0	.000	1	1	2	2.8	2	0	0	0	2	4	2.6	
vs Southern California	11/25/2022		12:19	1-3	.333	0-1	.000	0-0	.000	0	1	1	2.5	1	0	0	0	1	2	2.5	
Wake Forest	11/29/2022		17:50	0-1	.000	0-1	.000	0-1	.000	0	1	1	2.3	0	2	0	0	1	0	2.1	
at Marquette	12/03/2022		17:59	0-0	.000	0-0	.000	0-2	.000	1	2	3	2.4	1	3	0	0	1	0	1.9	
Maryland	12/06/2022		23:27	2-4	.500	1-2	.500	2-5	.400	0	3	3	2.4	3	1	1	1	0	7	2.4	
at Iowa	12/11/2022		21:22	4-7	.571	0-2	.000	0-0	.000	3	1	4	2.6	3	0	0	1	0	1	8	3.0
Lehigh	12/15/2022		16:21	2-6	.333	0-1	.000	1-2	.500	3	2	5	2.8	0	0	0	0	0	5	3.2	
Western Mich.	12/30/2022		19:32	1-2	.500	1-1	1.000	0-0	.000	2	0	2	2.8	3	3	0	0	1	3	3.2	
Minnesota	01/03/2023		29:53	1-3	.333	0-0	.000	0-0	.000	0	0	0	2.5	4	1	0	0	1	2	3.1	
at Illinois	01/07/2023	*	30:36	2-3	.667	0-0	.000	0-1	.000	3	4	7	2.9	3	1	1	0	0	4	3.1	
Michigan St.	01/10/2023	*	28:41	2-3	.667	1-1	1.000	0-0	.000	0	1	1	2.7	3	1	0	0	0	5	3.3	
at Indiana	01/14/2023	*	33:05	2-5	.400	0-2	.000	0-0	.000	0	2	2	2.7	2	1	2	0	0	4	3.3	
Penn St.	01/17/2023		13:46	0-0	.000	0-0	.000	0-0	.000	1	1	2	2.6	0	0	0	0	1	0	3.1	
at Northwestern	01/23/2023		09:27	1-1	1.000	0-0	.000	2-2	1.000	2	0	2	2.6	1	1	0	0	0	4	3.2	
at Maryland	01/25/2023		22:37	3-5	.600	0-1	.000	0-0	.000	0	0	0	2.5	1	1	0	0	0	6	3.3	
Illinois	01/28/2023		24:20	2-6	.333	1-2	.500	0-0	.000	2	1	3	2.5	3	2	0	0	1	5	3.4	
at Ohio St.	02/02/2023		17:52	1-1	1.000	0-0	.000	0-1	.000	1	0	1	2.4	2	0	0	0	1	2	3.3	
Northwestern	02/05/2023		15:52	1-2	.500	0-0	.000	0-0	.000	2	0	2	2.4	1	0	2	0	1	2	3.3	
at Penn St.	02/08/2023		23:47	0-3	.000	0-2	.000	2-2	1.000	1	1	2	2.4	4	1	1	0	1	2	3.2	
at Nebraska	02/11/2023		08:49	0-0	.000	0-0	.000	0-0	.000	0	1	1	2.3	2	1	0	0	0	0	3.1	
Michigan	02/14/2023		15:57	0-0	.000	0-0	.000	1-2	.500	2	1	3	2.4	2	1	0	0	0	1	3.0	
Rutgers	02/18/2023		14:45	0-1	.000	0-0	.000	0-0	.000	1	0	1	2.3	0	2	0	0	0	0	2.9	
Iowa	02/22/2023		25:47	2-5	.400	0-3	.000	0-2	.000	1	1	2	2.3	1	1	0	0	0	4	2.9	
at Michigan	02/26/2023		10:13	1-3	.333	0-1	.000	0-0	.000	0	0	0	2.2	3	0	0	0	0	2	2.9	
Totals			3	532:57	34-79	.430	5-22	.227	8-20	.400	31	31	62	2.2	55	25	10	3	17	81	2.9

CAREER STATISTICS

GILMORE, Carter

SEASON	TEAM	GP-GS	MIN/AVG	Field Goals		3-Point		F-Throws		Rebounds			PF-FO		A	TO	BLK	STL	Scoring	
				FG-FGA	FG%	3FG-3FGA	3FG%	FT-FTA	FT%	OFF	DEF	TOT	AVG	PF	FO				PTS	AVG
2020-21	Wisc	9-0	16/1.8	1-5	.200	0-4	.000	0-0	.000	0	3	3	0.3	2-0	0	0	0	0	2	0.2
2021-22	Wisc	22-0	172/7.8	7-27	.259	1-13	.077	4-7	.571	6	16	22	1.0	20-0	8	2	4	2	19	0.9
2022-23	Wisc	28-3	533/19.0	34-79	.430	5-22	.227	8-20	.400	31	31	62	2.2	55-0	25	10	3	17	81	2.9
TOTAL		59-3	720/12.2	42-111	.378	6-39	.154	12-27	.444	37	50	87	1.5	77-0	33	12	7	19	102	1.7

22 | STEVEN CROWL

Junior | Forward | 7-0 | 245
Eagan, Minn. | Eastview



Twitter: @steven_crowl | Instagram: @stevencrowl

INDIVIDUAL BENCHMARKS

	SEASON	CAREER
GP/GS:	28/28	73/62
10+ POINTS:	15	18
20+ POINTS:	3	5
5+ REBOUNDS:	23	37
10+ REBOUNDS:	5	6
DOUBLE-DOUBLES:	3	4
LED UW IN PTS:	5	9
LED UW IN REB:	14	19

GET TO KNOW STEVEN

Steven Crowl is coming off a sophomore season jump that saw him go from playing a total of 39 minutes as a freshman to starting all 33 games for Wisconsin in his second year. Last year, the stretch 7-footer averaged 8.8 points and 4.4 rebounds per game, ranking second on the team shooting 49.6 percent from the floor. Highlighting the significance of his offensive contributions, the Badgers were 12-1 in games last season when Crowl scored in double figures. His best performance of the year came back home on the road at Minnesota, as the Eagan native scored a team-high 20 points (7-9 FG), while grabbing 7 rebounds in the win. Crowl had a standout prep career at Eastview High School, finishing as one of the most decorated players in school history as the school's all-time leading scorer (1,747 pts), rebounder (832 reb) and shot blocker (103 blk). As a senior, he averaged 26.7 points and 12 rebounds per game, while also leading his team in assists (4.3 apg).

TOP SEASON PERFORMANCES

- **at Minnesota (2/23/22):** Scored a team-high 20 pts, shooting 7-9 FG, 1-2 3FG, 5-6 FT, plus 7 reb.
- **PENN STATE (2/5/22):** Led UW with 13 points (3-5 3FG), plus a career-high 5 assists and 4 rebounds.
- **ILLINOIS ST (12/29/21):** Team-high 21 pts (7-8 FG, 2-2 3FG), plus 9 reb for a near double-double.
- **MARQUETTE (12/4/21):** Scored 15 points (6-9 FG, 2-3 3FG), while grabbing a team-high 8 rebounds.
- **ST. FRANCIS BKN (11/9/21):** Recorded a near double-double in his first career start, finishing with 11 points, 8 rebounds and 1 block.

SEASON HIGHS

POINTS: 25 vs. Western Michigan (12/30/22)
FIELD GOALS: 9 (4x) MR vs Penn State (1/17/23)
FG ATTEMPTS: 18 at Illinois (1/7/23)
3-POINT FGS: 3 vs. Western Michigan (12/30/22)
3-POINT FGAS: 7 at Illinois (1/7/23)
FREE THROWS: 4 (3x) MR vs. Western Michigan (12/6/22)
FT ATTEMPTS: 6 (2x) MR vs. Maryland (12/6/22)
REBOUNDS: 12 (2x) MR vs. Michigan (2/14/23)
ASSISTS: 7 (2x) MR at Iowa (12/11/22)
BLOCKS: 3 vs. Stanford (11/11/22)
STEALS: 2 vs. Minnesota (1/3/23)
MINUTES: 40 at Nebraska (2/11/23)

CAREER HIGHS

POINTS: 25 vs. Western Michigan (12/30/22)
FIELD GOALS: 9 (4x) MR vs Penn State (1/17/23)
FG ATTEMPTS: 18 at Illinois (1/7/23)
3-POINT FGS: 3 (2x) MR vs. Western Michigan (12/30/22)
3-POINT FGAS: 7 at Illinois (1/7/23)
FREE THROWS: 5 (2x) MR at Minnesota (2/23/22)
FT ATTEMPTS: 7 vs. Illinois St (12/29/21)
REBOUNDS: 12 (2x) MR vs. Michigan (2/14/23)
ASSISTS: 7 (2x) MR at Iowa (12/11/22)
BLOCKS: 3 vs. Stanford (11/11/22)
STEALS: 2 vs. Minnesota (1/3/23)
MINUTES: 40 at Nebraska (2/11/23)

GAME-BY-GAME STATISTICS

#22 CROWL, Steven																			
Opponent	Date	GS	MIN	Total			3-Pointers			Free throws			Rebounds			PF	A	TO	BLK
				FG	FGA	PCT	3FG	3FGA	3FG%	FT	FTA	FT%	OFF	DEF	TOT				
South Dakota	11/07/2022	*	24:50	4-8	.500		2-4	.500		2-3	.667		0	3	3	1	2	1	2
vs Stanford	11/11/2022	*	33:31	2-6	.333		1-4	.250		4-6	.667		2	9	11	7	4	2	3
Green Bay	11/15/2022	*	28:14	3-6	.500		1-1	1.000		2-3	.667		4	5	9	7	0	0	1
vs Dayton	11/23/2022	*	32:33	3-11	.273		0-4	.000		3-4	.750		3	4	7	7	2	4	2
vs Kansas	11/24/2022	*	34:49	2-6	.333		0-2	.000		0-1	.000		0	6	6	7	2	0	1
vs Southern California	11/25/2022	*	30:14	3-10	.300		1-5	.200		1-3	.333		2	5	7	7	0	3	1
Wake Forest	11/29/2022	*	29:24	5-9	.556		2-3	.667		3-4	.750		1	6	7	7	1	3	2
at Marquette	12/03/2022	*	35:20	3-4	.750		0-1	.000		2-2	1.000		2	2	4	6	4	7	3
Maryland	12/06/2022	*	29:23	4-7	.571		0-3	.000		4-6	.667		0	6	6	7	3	3	1
at Iowa	12/11/2022	*	27:36	6-11	.545		0-3	.000		0-1	.000		0	6	6	6	3	7	2
Lehigh	12/15/2022	*	26:49	6-11	.545		1-1	1.000		2-2	1.000		2	3	5	6	0	4	2
Western Mich.	12/30/2022	*	31:24	9-13	.692		3-5	.600		4-5	.800		3	5	8	6	6	1	2
Minnesota	01/03/2023	*	30:25	8-13	.615		1-2	.500		0-1	.000		1	4	5	6	3	1	3
at Illinois	01/07/2023	*	28:35	9-18	.500		1-7	.143		1-2	.500		4	8	12	6	9	3	3
Michigan St.	01/10/2023	*	34:08	9-17	.529		1-3	.333		0-1	.000		0	3	3	6	2	2	1
at Indiana	01/14/2023	*	30:05	2-8	.250		0-2	.000		1-4	.250		1	5	6	6	2	0	3
Penn St.	01/17/2023	*	33:24	9-16	.563		1-3	.333		2-4	.500		1	10	11	6	8	1	2
at Northwestern	01/23/2023	*	32:31	3-7	.429		0-3	.000		2-4	.500		1	8	9	6	9	2	3
at Maryland	01/25/2023	*	28:59	4-7	.571		1-3	.333		2-2	1.000		0	2	2	6	7	1	3
Illinois	01/28/2023	*	28:05	3-7	.429		1-4	.250		0-0	.000		0	7	7	6	7	4	2
at Ohio St.	02/02/2023	*	34:27	6-10	.600		1-2	.500		1-2	.500		0	9	9	6	8	3	1
Northwestern	02/05/2023	*	34:26	2-5	.400		0-1	.000		1-2	.500		1	7	8	6	9	4	4
at Penn St.	02/08/2023	*	23:41	5-5	1.000		0-0	.000		1-3	.333		1	7	8	6	9	3	4
at Nebraska	02/11/2023	*	40:06	4-13	.308		0-2	.000		0-0	.000		2	7	9	7	0	1	1
Michigan	02/14/2023	*	30:43	5-15	.333		1-1	1.000		0-0	.000		3	9	12	7	2	4	6
Rutgers	02/18/2023	*	33:42	3-8	.375		1-3	.333		1-2	.500		3	8	11	7	3	2	2
Iowa	02/22/2023	*	12:40	4-5	.800		0-0	.000		0-0	.000		1	2	3	7	2	3	0
at Michigan	02/26/2023	*	38:36	6-12	.500		2-3	.667		0-0	.000		1	5	6	7	1	2	3
Totals			28	858:40	132-268	.493	22-75	.293	39-67	.582	39	161	200	7.1	61	75	46	14	11

CAREER STATISTICS

CROWL, Steven																			
SEASON	TEAM	GP-GS	MIN	Field Goals			3-Point			F-Throws			Rebounds			PF	FO	A	TO
				FG	FGA	FG%	3FG	3FGA	3FG%	FT	FTA	FT%	OFF	DEF	TOT				
2020-21	Wisc	12-0	363:0	4-8	.500		0-1	.000		0-0	.000		4	5	9	0.8	9-0	2	3
2021-22	Wisc	33-33	834:25.3	114-230	.496		26-82	.317		36-45	.800		48	96	144	4.4	84-1	48	31
2022-23	Wisc	28-28	859:30.7	132-268	.493		22-75	.293		39-67	.582		39	161	200	7.1	61-0	75	46
TOTAL		73-61	1729:23.7	250-506	.494		48-158	.304		75-112	.670		91	262	353	4.8	154-1	125	80

23 | CHUCKY HEPBURN

Sophomore | Guard | 6-2 | 205
Omaha, Neb. | Bellevue West



Twitter: @ChuckyHepburn | Instagram: @chucky.hepburn

INDIVIDUAL BENCHMARKS		
	SEASON	CAREER
GP/GS:	28/28	61/61
10+ POINTS:	19	31
20+ POINTS:	2	2
3+ 3FGS:	12	16
3+ ASSISTS:	15	28
2+ STEALS:	12	23
LED UW IN PTS:	9	9
LED UW IN AST:	14	29

GET TO KNOW CHUCKY

Chucky Hepburn immediately stepped in and showed out for Wisconsin as a true freshman, living up to the praise from head coach Greg Gard who touted the point guard for his "vision and a feel to the floor that we've only had with a few guys the 20 years I've been here." The Big Ten All-Freshman Team honoree averaged 7.9 points per game in his debut season, while leading the team in assists and ranked second in steals. The first true freshman to start a season opener at Wisconsin since Devin Harris in 2001, Hepburn's mature game helped him maintain a 1.97 assist-to-turn-over ratio (77 ast, 39 to). Hepburn's heroics lifted the Badgers past No. 8 Purdue on March 1, 2022, as the freshman hit a go-ahead 3-pointer with 1.5 seconds left to finish with a career-high 17 points and help UW clinch a share of the Big Ten regular season championship.

- HONORS
- 2022-23 Preseason All-Big Ten Honoree
 - 2022 Big Ten All-Freshman Team

- TOP SEASON PERFORMANCES
- **WAKE FOREST (11/29/22):** Finished with a career-high 23 points, including a career-best 6 triples.
 - **vs. USC (11/25/22):** Matched a then-career-high 17 points (3-5 3FG), plus 4 assists to lead UW to a win.
 - **PURDUE (3/1/22):** Banked in game winning 3-point shot with 1.2 seconds remaining clinching the B1G regular season title for UW. Scored a then-career-high 17 points on 4-for-6 shooting from 3FG.
 - **at Rutgers (2/26/22):** Led UW with a game-high 5 assists, plus 13 points (2-4 3FG) and 2 steals in a win
 - **MARQUETTE (12/4/21):** Recorded career highs in points (15) and assists (6), plus 3 steals in the win

SEASON HIGHS		
POINTS:	23 vs. Wake Forest (11/29/22)	
FIELD GOALS:	8 at Illinois (1/7/23)	
FG ATTEMPTS:	21 at Nebraska (2/11/23)	
3-POINT FGS:	6 vs. Wake Forest (11/29/22)	
3-POINT FGAS:	12 (2x) MR at Nebraska (2/11/23)	
FREE THROWS:	5 vs Penn State (1/17/23)	
FT ATTEMPTS:	6 (2x) MR at Ohio State (2/2/23)	
REBOUNDS:	7 vs. Green Bay (11/15/22)	
ASSISTS:	7 at Illinois (1/7/23)	
BLOCKS:	1 (3x) MR at Maryland (1/25/23)	
STEALS:	5 vs. Minnesota (1/3/23)	
MINUTES:	42 at Nebraska (2/11/23)	

CAREER HIGHS		
POINTS:	23 vs. Wake Forest (11/29/22)	
FIELD GOALS:	8 at Illinois (1/7/23)	
FG ATTEMPTS:	21 at Nebraska (2/11/23)	
3-POINT FGS:	6 vs. Wake Forest (11/29/22)	
3-POINT FGAS:	12 (2x) MR at Nebraska (2/11/23)	
FREE THROWS:	5 vs Penn State (1/17/23)	
FT ATTEMPTS:	6 (2x) MR at Ohio State (2/2/23)	
REBOUNDS:	7 vs. Green Bay (11/15/22)	
ASSISTS:	7 at Illinois (1/7/23)1	
BLOCKS:	2 vs. Indiana (12/8/21)	
STEALS:	5 vs. Minnesota (1/3/23)	
MINUTES:	42 at Nebraska (2/11/23)	

GAME-BY-GAME STATISTICS

#23 HEPBURN, Chucky

		Total		3-Pointers		Free throws		Rebounds				PF		A		TO		BLK		STL		PTS		AVG	
Opponent	Date	GS	MIN	FG-FGA	PCT	3FG-3FGA	PCT	FT-FTA	PCT	OFF	DEF	TOT	AVG	PF	A	TO	BLK	STL	PTS	AVG					
South Dakota	11/07/2022	*	28:29	5-10	.500	3-5	.600	1-2	.500	0	3	3	3.0	2	3	2	0	2	14	14.0					
vs Stanford	11/11/2022	*	34:58	5-13	.385	0-5	.000	1-1	1.000	0	2	2	2.5	1	5	1	0	3	11	12.5					
Green Bay	11/15/2022	*	24:19	2-14	.143	1-3	.333	3-4	.750	3	4	7	4.0	3	3	2	0	0	8	11.0					
vs Dayton	11/23/2022	*	30:51	1-10	.100	0-3	.000	0-0	.000	0	4	4	4.0	3	1	3	0	2	2	8.8					
vs Kansas	11/24/2022	*	33:02	2-9	.222	1-1	1.000	1-2	.500	1	3	4	4.0	3	1	3	0	1	6	8.2					
vs Southern California	11/25/2022	*	31:06	7-13	.538	3-5	.600	0-1	.000	0	2	2	3.7	0	4	1	0	2	17	9.7					
Wake Forest	11/29/2022	*	34:51	7-18	.389	6-12	.500	3-4	.750	1	2	3	3.6	3	2	2	0	3	23	11.6					
at Marquette	12/03/2022	*	26:16	7-10	.700	5-6	.833	0-0	.000	1	3	4	3.6	1	2	0	0	2	19	12.5					
Maryland	12/06/2022	*	36:20	4-8	.500	2-4	.500	3-3	1.000	0	4	4	3.7	3	2	2	0	1	13	12.6					
at Iowa	12/11/2022	*	41:14	4-12	.333	1-3	.333	2-3	.667	0	6	6	3.9	3	4	0	0	4	11	12.4					
Lehigh	12/15/2022	*	26:28	4-6	.667	0-0	.000	0-0	.000	1	0	1	3.6	2	3	1	0	0	8	12.0					
Western Mich.	12/30/2022	*	30:36	4-7	.571	3-4	.750	0-0	.000	0	5	5	3.8	1	5	1	0	0	11	11.9					
Minnesota	01/03/2023	*	34:12	5-11	.455	3-4	.750	3-3	1.000	0	2	2	3.6	1	4	1	0	5	16	12.2					
at Illinois	01/07/2023	*	36:12	8-18	.444	3-7	.429	3-5	.600	0	3	3	3.6	2	7	3	0	4	22	12.9					
Michigan St.	01/10/2023	*	33:23	4-11	.364	2-6	.333	4-5	.800	1	2	3	3.5	4	5	3	1	2	14	13.0					
at Indiana	01/14/2023	*	28:54	4-10	.400	0-3	.000	0-0	.000	1	2	3	3.5	2	2	1	0	0	8	12.7					
Penn St.	01/17/2023	*	34:37	3-7	.429	2-2	1.000	5-6	.833	0	0	0	3.3	1	3	3	0	1	13	12.7					
at Northwestern	01/23/2023	*	33:22	4-16	.250	3-9	.333	1-3	.333	1	0	1	3.2	1	5	0	0	1	12	12.7					
at Maryland	01/25/2023	*	25:16	1-3	.333	1-1	1.000	0-0	.000	0	1	1	3.1	4	4	0	1	0	3	12.2					
Illinois	01/28/2023	*	36:27	6-14	.429	3-5	.600	0-0	.000	1	4	5	3.2	2	1	2	0	2	15	12.3					
at Ohio St.	02/02/2023	*	35:16	5-14	.357	1-4	.250	4-6	.667	0	2	2	3.1	1	3	2	0	1	15	12.4					
Northwestern	02/05/2023	*	36:12	6-15	.400	3-5	.600	2-2	1.000	0	2	2	3.0	2	2	1	0	2	17	12.6					
at Penn St.	02/08/2023	*	40:06	6-16	.375	5-9	.556	2-4	.500	0	1	1	3.0	1	0	3	0	1	19	12.9					
at Nebraska	02/11/2023	*	42:05	8-21	.381	3-12	.250	0-0	.000	0	5	5	3.0	2	1	1	0	2	19	13.2					
Michigan	02/14/2023	*	26:18	1-9	.111	0-3	.000	0-0	.000	1	2	3	3.0	0	1	0	0	1	2	12.7					
Rutgers	02/18/2023	*	23:02	2-7	.286	2-6	.333	0-0	.000	1	1	2	3.0	4	1	2	0	1	6	12.5					
Iowa	02/22/2023	*	33:39	4-9	.444	1-4	.250	3-5	.600	1	3	4	3.0	1	5	1	0	0	12	12.4					
at Michigan	02/26/2023	*	20:23	2-6	.333	0-1	.000	0-0	.000	1	2	3	3.0	2	4	3	0	0	4	12.1					
Totals			28	897:55	121-317	.382	57-132	.432	41-59	.695	15	70	85	3.0	55	83	44	2	43	340	12.1				

CAREER STATISTICS

HEPBURN, Chucky

		Field Goals		3-Point		F-Throws		Rebounds						Scoring						
SEASON	TEAM	GP-GS	MIN/AVG	FG-FGA	FG%	3FG-3FGA	3FG%	FT-FTA	FT%	OFF	DEF	TOT	AVG	PF-FO	A	TO	BLK	STL	PTS	AVG
2021-22	Wisc	33-33	1022/31.0	92-237	.388	39-112	.348	39-56	.696	7	63	70	2.1	70-0	77	39	5	36	262	7.9
2022-23	Wisc	28-28	898/32.1	121-317	.382	57-132	.432	41-59	.695	15	70	85	3.0	55-0	83	44	2	43	340	12.1
TOTAL		61-61	1920/31.5	213-554	.384	96-244	.393	80-115	.696	22	133	155	2.5	125-0	160	83	7	79	602	9.9

Individual Game by Game

10 | ISAAC LINDSEY

Sophomore | Guard | 6-4 | 185
Mineral Point, Wis. | Mineral Point (UNLV)

GAME-BY-GAME STATISTICS

#10 LINDSEY, Isaac

Opponent	Date	GS	MIN	Total		3-Pointers		Free throws		Rebounds				PF	A	TO	BLK	STL	PTS	AVG
				FG-FGA	PCT	3FG-3FGA	PCT	FT-FTA	PCT	OFF	DEF	TOT	AVG							
South Dakota	11/07/2022		05:04	1-2	.500	1-2	.500	0-0	.000	0	1	1	1.0	2	0	0	0	0	3	3.0
vs Stanford	11/11/2022		03:20	0-0	.000	0-0	.000	0-0	.000	0	0	0	0.5	1	0	0	0	0	0	1.5
Green Bay	11/15/2022		05:25	1-3	.333	0-2	.000	0-0	.000	1	1	2	1.0	2	1	0	0	0	2	1.7
vs Dayton	11/23/2022		09:07	2-4	.500	1-2	.500	0-0	.000	0	1	1	1.0	1	1	0	0	0	5	2.5
vs Kansas	11/24/2022		07:14	0-1	.000	0-1	.000	1-2	.500	0	1	1	1.0	1	0	0	0	1	2.2	
vs Southern California	11/25/2022		07:42	1-3	.333	1-2	.500	0-0	.000	0	0	0	0.8	0	0	0	0	1	3	2.3
Wake Forest	11/29/2022		11:45	1-2	.500	1-2	.500	0-0	.000	1	0	1	0.9	0	0	1	0	0	3	2.4
at Marquette	12/03/2022		02:39	0-1	.000	0-1	.000	0-0	.000	0	0	0	0.8	0	0	0	0	0	0	2.1
at Iowa	12/11/2022		04:46	0-0	.000	0-0	.000	0-0	.000	0	0	0	0.7	0	0	0	0	0	0	1.9
Lehigh	12/15/2022		01:56	0-0	.000	0-0	.000	0-0	.000	0	0	0	0.6	0	0	0	0	0	0	1.7
Western Mich.	12/30/2022		00:43	0-0	.000	0-0	.000	0-0	.000	0	0	0	0.5	0	0	0	0	0	0	1.5
Michigan St.	01/10/2023		07:45	0-2	.000	0-1	.000	0-0	.000	0	4	4	0.8	2	0	0	0	0	0	1.4
at Indiana	01/14/2023		08:23	1-4	.250	1-1	1.000	0-0	.000	0	2	2	0.9	1	0	0	0	0	3	1.5
Penn St.	01/17/2023		10:16	1-3	.333	0-1	.000	0-0	.000	0	0	0	0.9	2	0	0	0	0	2	1.6
at Northwestern	01/23/2023		05:22	0-1	.000	0-0	.000	0-0	.000	0	1	1	0.9	1	0	0	0	0	0	1.5
at Maryland	01/25/2023		11:56	0-3	.000	0-1	.000	0-0	.000	0	2	2	0.9	3	0	1	1	0	0	1.4
at Nebraska	02/11/2023		01:43	0-1	.000	0-0	.000	0-0	.000	0	0	0	0.9	1	0	0	0	1	0	1.3
Iowa	02/22/2023		03:45	1-2	.500	0-1	.000	0-0	.000	0	0	0	0.8	0	0	0	0	0	2	1.3
Totals		0	108:51	9-32	.281	5-17	.294	1-2	.500	2	13	15	0.8	17	2	2	1	2	24	1.3

CAREER STATISTICS

LINDSEY, Isaac

SEASON	TEAM	GP-GS	MIN	Field Goals		3-Point		F-Throws		Rebounds				Scoring						
				FG-FGA	FG%	3FG-3FGA	3FG%	FT-FTA	FT%	OFF	DEF	TOT	AVG	PF-FO	A	TO	BLK	STL	PTS	AVG
2021-22	Wisc	6-0	12/2.0	1-5	.200	1-3	.333	0-0	.000	0	0	0	0.0	0-0	0	0	0	0	3	0.5
2022-23	Wisc	18-0	109/6.0	9-32	.281	5-17	.294	1-2	.500	2	13	15	0.8	17-0	2	2	1	2	24	1.3
TOTAL		24-0	121/5.0	10-37	.270	6-20	.300	1-2	.500	2	13	15	0.6	17-0	2	2	1	2	27	1.1

SEASON HIGHS

POINTS: 5 vs. Dayton (11/23/22)
FIELD GOALS: 2 vs. Dayton (11/23/22)
FG ATTEMPTS: 4 (2x) MR at Indiana (1/14/23)
3-POINT FGs: 1 (5x) MR at Indiana (1/14/23)
3-POINT FGAS: 2 (5x) MR vs. Wake Forest (11/25/22)
FREE THROWS: 1 vs. Kansas (11/24/22)
FT ATTEMPTS: 2 vs. Kansas (11/24/22)
REBOUNDS: 4 vs Michigan St. (1/10/23)
ASSISTS: 1 (2x) MR vs. Dayton (11/23/22)
BLOCKS: 1 (2x) MR at Maryland (1/25/23)
STEALS: 1 vs. USC (11/25/22)
MINUTES: 11 vs. Wake Forest (11/29/22)

CAREER HIGHS

POINTS: 5 vs. Dayton (11/23/22)
FIELD GOALS: 2 vs. Dayton (11/23/22)
FG ATTEMPTS: 4 vs. Dayton (11/23/22)
3-POINT FGs: 1 (5x) MR at Indiana (1/14/23)
3-POINT FGAS: 2 (5x) MR vs. Wake Forest
FREE THROWS: 1 vs. Kansas (11/24/22)
FT ATTEMPTS: 2 vs. Kansas (11/24/22)
REBOUNDS: 4 vs Michigan St. (1/10/23)
ASSISTS: 1 (2x) MR vs. Dayton (11/23/22)
BLOCKS: 1 (2x) MR at Maryland (1/25/23)
STEALS: 1 vs. USC (11/25/22)
MINUTES: 11 vs. Wake Forest (11/29/22)

13 | JUSTIN TAPHORN

Junior | Guard | 6-5 | 215
Pekin, Ill. | Pekin

GAME-BY-GAME STATISTICS

#13 TAPHORN, Justin

Opponent	Date	GS	MIN	Total		3-Pointers		Free throws		Rebounds				PF	A	TO	BLK	STL	PTS	AVG
				FG-FGA	PCT	3FG-3FGA	PCT	FT-FTA	PCT	OFF	DEF	TOT	AVG							
South Dakota	11/07/2022		02:47	0-0	.000	0-0	.000	0-0	.000	0	0	0	0.0	0	0	0	0	0	0	0.0
Lehigh	12/15/2022		01:39	0-0	.000	0-0	.000	0-0	.000	0	0	0	0.0	0	0	0	0	0	0	0.0
at Indiana	01/14/2023		00:59	0-0	.000	0-0	.000	0-0	.000	0	0	0	0.0	0	0	0	0	0	0	0.0
Iowa	02/22/2023		00:09	0-0	.000	0-0	.000	0-0	.000	0	0	0	0.0	0	0	0	0	0	0	0.0
Totals		0	05:33	0-0	.000	0-0	.000	0-0	.000	0	0	0	0.0	0	0	0	0	0	0	0.0

CAREER STATISTICS

TAPHORN, Justin

SEASON	TEAM	GP-GS	MIN	Field Goals		3-Point		F-Throws		Rebounds				Scoring						
				FG-FGA	FG%	3FG-3FGA	3FG%	FT-FTA	FT%	OFF	DEF	TOT	AVG	PF-FO	A	TO	BLK	STL	PTS	AVG
2020-21	Wisc	7-0	11/1.5	0-1	.000	0-1	.000	0-0	.000	0	0	0	0.0	0-0	0	1	0	0	0	0.0
2021-22	Wisc	4-0	4/1.1	0-0	.000	0-0	.000	0-0	.000	0	0	0	0.0	0-0	0	1	0	0	0	0.0
2022-23	Wisc	4-0	6/1.4	0-0	.000	0-0	.000	0-0	.000	0	0	0	0.0	0-0	0	0	0	0	0	0.0

SEASON HIGHS

POINTS: --
FIELD GOALS: --
FG ATTEMPTS: --
3-POINT FGs: --
3-POINT FGAS: --
FREE THROWS: --
FT ATTEMPTS: --
REBOUNDS: --
ASSISTS: --
BLOCKS: --
STEALS: --
MINUTES: 3 vs. South Dakota (11/7/22)

CAREER HIGHS

POINTS: --
FIELD GOALS: --
FG ATTEMPTS: 1 vs. Green Bay (12/1/20)
3-POINT FGs: --
3-POINT FGAS: 1 vs. Green Bay (12/1/20)
FREE THROWS: --
FT ATTEMPTS: --
REBOUNDS: --
ASSISTS: --
BLOCKS: --
STEALS: --
MINUTES: 3 vs. South Dakota (11/7/22)

Individual Game by Game

15 | ISAAC GARD

Freshman | Guard | 6-2 | 165
Oregon, Wis. | Oregon

GAME-BY-GAME STATISTICS

#15 GARD, Isaac

Opponent	Date	GS	MIN	Total		3-Pointers		Free throws		Rebounds				PF	A	TO	BLK	STL	PTS	AVG
				FG-FGA	PCT	3FG-3FGA	PCT	FT-FTA	PCT	OFF	DEF	TOT	AVG							
South Dakota	11/07/2022		01:12	0-0	.000	0-0	.000	0-0	.000	0	0	0	0.0	0	0	0	0	0	0	0.0
Lehigh	12/15/2022		01:39	0-1	.000	0-1	.000	0-0	.000	0	0	0	0.0	0	0	0	0	0	0	0.0
Western Mich.	12/30/2022		00:43	0-0	.000	0-0	.000	0-0	.000	0	0	0	0.0	0	0	0	0	0	0	0.0
Iowa	02/22/2023		00:09	0-0	.000	0-0	.000	0-0	.000	0	0	0	0.0	0	0	0	0	0	0	0.0
Totals		0	03:42	0-1	.000	0-1	.000	0-0	.000	0	0	0	0.0	0	0	0	0	0	0	0.0

CAREER STATISTICS

GARD, Isaac

				Field Goals		3-Point		F-Throws		Rebounds									Scoring	
SEASON	TEAM	GP-GS	MIN/AVG	FG-FGA	FG%	3FG-3FGA	3FG%	FT-FTA	FT%	OFF	DEF	TOT	AVG	PF-FO	A	TO	BLK	STL	PTS	AVG
2022-23	Wisc	4-0	4/0.9	0-1	.000	0-1	.000	0-0	.000	0	0	0	0.0	0-0	0	0	0	0	0	0.0
TOTAL		4-0	4/0.9	0-1	.000	0-1	.000	0-0	.000	0	0	0	0.0	0-0	0	0	0	0	0	0.0

SEASON HIGHS

POINTS: --
FIELD GOALS: --
FG ATTEMPTS: --
3-POINT FGS: --
3-POINT FGAS: 1 vs. Lehigh (12/15/22)
FREE THROWS: --
FT ATTEMPTS: --
REBOUNDS: --
ASSISTS: --
BLOCKS: --
STEALS: --
MINUTES: 2 vs. Lehigh (12/15/22)

CAREER HIGHS

POINTS: --
FIELD GOALS: --
FG ATTEMPTS: --
3-POINT FGS: --
3-POINT FGAS: 1 vs. Lehigh (12/15/22)
FREE THROWS: --
FT ATTEMPTS: --
REBOUNDS: --
ASSISTS: --
BLOCKS: --
STEALS: --
MINUTES: 2 vs. Lehigh (12/15/22)

21 | CHRIS HODGES

R-Freshman | Forward | 6-9 | 245
Schaumburg, Ill. | Schaumburg

GAME-BY-GAME STATISTICS

#21 HODGES, Chris

Opponent	Date	GS	MIN	Total		3-Pointers		Free throws		Rebounds				PF	A	TO	BLK	STL	PTS	AVG
				FG-FGA	PCT	3FG-3FGA	PCT	FT-FTA	PCT	OFF	DEF	TOT	AVG							
South Dakota	11/07/2022		05:38	0-0	.000	0-0	.000	0-0	.000	0	0	0	0.0	0	0	0	1	0	0	0.0
vs Stanford	11/11/2022		01:34	0-1	.000	0-0	.000	0-0	.000	1	0	1	0.5	0	0	0	0	0	0	0.0
Green Bay	11/15/2022		00:28	0-0	.000	0-0	.000	0-0	.000	0	0	0	0.3	1	0	0	0	0	0	0.0
vs Dayton	11/23/2022		01:20	0-0	.000	0-0	.000	0-0	.000	0	0	0	0.3	0	0	0	0	0	0	0.0
Lehigh	12/15/2022		02:15	0-0	.000	0-0	.000	0-0	.000	0	0	0	0.2	0	0	0	0	0	0	0.0
Western Mich.	12/30/2022		00:43	0-0	.000	0-0	.000	0-0	.000	0	0	0	0.2	0	0	0	0	0	0	0.0
at Illinois	01/07/2023		01:19	0-0	.000	0-0	.000	0-0	.000	1	0	1	0.3	2	0	0	0	0	0	0.0
Michigan St.	01/10/2023		03:53	1-1	1.000	0-0	.000	0-0	.000	0	0	0	0.3	0	0	0	0	0	2	0.3
at Indiana	01/14/2023		04:58	0-0	.000	0-0	.000	0-0	.000	0	1	1	0.3	0	0	0	0	0	0	0.2
at Maryland	01/25/2023		04:28	0-1	.000	0-0	.000	0-0	.000	0	0	0	0.3	0	0	0	0	0	0	0.2
Illinois	01/28/2023		01:02	0-0	.000	0-0	.000	0-0	.000	0	0	0	0.3	0	0	0	0	0	0	0.2
Iowa	02/22/2023		00:09	0-0	.000	0-0	.000	0-0	.000	0	0	0	0.3	0	0	0	0	0	0	0.2
Totals		0	27:47	1-3	.333	0-0	.000	0-0	.000	2	1	3	0.3	3	0	0	1	0	2	0.2

CAREER STATISTICS

HODGES, Chris

		Field Goals					3-Point		F-Throws		Rebounds									Scoring	
SEASON	TEAM	GP-GS	MIN	AVG	FG-FGA	FG%	3FG-3FGA	3FG%	FT-FTA	FT%	OFF	DEF	TOT	AVG	PF-FO	A	TO	BLK	STL	PTS	AVG
2022-23	Wisc	12-0	28	2.3	1-3	.333	0-0	.000	0-0	.000	2	1	3	0.3	3-0	0	0	1	0	2	0.2
TOTAL		12-0	28	2.3	1-3	.333	0-0	.000	0-0	.000	2	1	3	0.3	3-0	0	0	1	0	2	0.2

SEASON HIGHS

POINTS: 2 vs Michigan St. (1/10/23)
FIELD GOALS: 1 vs Michigan St. (1/10/23)
FG ATTEMPTS: 1 (3x) MR at Maryland (1/25/23)
3-POINT FGS: --
3-POINT FGAS: --
FREE THROWS: --
FT ATTEMPTS: --
REBOUNDS: 1 (3x) MR at Indiana (1/14/23)
ASSISTS: --
BLOCKS: 1 vs. South Dakota (11/7/22)
STEALS: --
MINUTES: 6 vs. South Dakota (11/7/22)

CAREER HIGHS

POINTS: 2 vs Michigan St. (1/10/23)
FIELD GOALS: 1 vs Michigan St. (1/10/23)
FG ATTEMPTS: 1 (3x) MR at Maryland (1/25/23)
3-POINT FGS: --
3-POINT FGAS: --
FREE THROWS: --
FT ATTEMPTS: --
REBOUNDS: 1 (3x) MR at Indiana (1/14/23)
ASSISTS: --
BLOCKS: 1 vs. South Dakota (11/7/22)
STEALS: --
MINUTES: 6 vs. South Dakota (11/7/22)

Individual Game by Game

30 | ROSS CANDELINO

Freshman | Guard | 6-5 | 185
Jacksonville, Fla. | Ponte Vedra

GAME-BY-GAME STATISTICS

#30 CANDELINO, Ross

Opponent	Date	GS	MIN	Total		3-Pointers		Free throws		Rebounds				PF	A	TO	BLK	STL	PTS	AVG
				FG-FGA	PCT	3FG-3FGA	PCT	FT-FTA	PCT	OFF	DEF	TOT	AVG							
South Dakota	11/07/2022		01:12	2-2	1.000	0-0	.000	0-1	.000	0	0	0	0.0	0	0	0	0	0	4	4.0
Lehigh	12/15/2022		01:39	0-0	.000	0-0	.000	0-0	.000	0	1	1	0.5	0	0	0	0	0	0	2.0
Western Mich.	12/30/2022		00:43	0-0	.000	0-0	.000	0-0	.000	0	0	0	0.3	0	0	0	0	0	0	1.3
Iowa	02/22/2023		00:09	0-0	.000	0-0	.000	0-0	.000	0	1	1	0.5	0	0	0	0	0	0	1.0
Totals		0	03:42	2-2	1.000	0-0	.000	0-1	.000	0	2	2	0.5	0	0	0	0	0	4	1.0

CAREER STATISTICS

CANDELINO, Ross

SEASON TEAM	GP-GS	MIN/AVG	Field Goals		3-Point		F-Throws		Rebounds				PF-FO	A	TO	BLK	STL	Scoring	
			FG-FGA	FG%	3FG-3FGA	3FG%	FT-FTA	FT%	OFF	DEF	TOT	AVG						PTS	AVG
2022-23 Wisc	3-0	4/1.2	2-2	1.000	0-0	.000	0-1	.000	0	1	1	0.3	0-0	0	0	0	0	4	1.3
TOTAL	3-0	4/1.2	2-2	1.000	0-0	.000	0-1	.000	0	1	1	0.3	0-0	0	0	0	0	4	1.3

SEASON HIGHS

POINTS: 4 vs. South Dakota (11/7/22)
FIELD GOALS: 2 vs. South Dakota (11/7/22)
FG ATTEMPTS: 2 vs. South Dakota (11/7/22)
3-POINT FGS: --
3-POINT FGAS: --
FREE THROWS: --
FT ATTEMPTS: 1 vs. South Dakota (11/7/22)
REBOUNDS: 1 vs. Lehigh (12/15/22)
ASSISTS: --
BLOCKS: --
STEALS: --
MINUTES: 2 vs. Lehigh (12/15/22)

CAREER HIGHS

POINTS: 4 vs. South Dakota (11/7/22)
FIELD GOALS: 2 vs. South Dakota (11/7/22)
FG ATTEMPTS: 2 vs. South Dakota (11/7/22)
3-POINT FGS: --
3-POINT FGAS: --
FREE THROWS: --
FT ATTEMPTS: 1 vs. South Dakota (11/7/22)
REBOUNDS: 1 vs. Lehigh (12/15/22)
ASSISTS: --
BLOCKS: --
STEALS: --
MINUTES: 2 vs. Lehigh (12/15/22)

35 | MARKUS ILVER

Sophomore | Forward | 6-8 | 215
Tallinn, Estonia | Western Reserve Academy

GAME-BY-GAME STATISTICS

#35 ILVER, Markus

Opponent	Date	GS	MIN	Total		3-Pointers		Free throws		Rebounds				PF	A	TO	BLK	STL	PTS	AVG
				FG-FGA	PCT	3FG-3FGA	PCT	FT-FTA	PCT	OFF	DEF	TOT	AVG							
South Dakota	11/07/2022		09:10	1-2	.500	1-2	.500	2-2	1.000	0	2	2	2.0	0	1	0	0	0	5	5.0
Green Bay	11/15/2022		10:28	1-2	.500	0-1	.000	0-0	.000	0	1	1	1.5	1	0	1	0	1	2	3.5
vs Dayton	11/23/2022		09:50	2-5	.400	2-4	.500	0-0	.000	1	1	2	1.7	0	0	0	0	0	6	4.3
vs Kansas	11/24/2022		04:21	0-1	.000	0-1	.000	0-0	.000	0	0	0	1.3	1	0	0	0	0	0	3.3
vs Southern California	11/25/2022		02:05	0-0	.000	0-0	.000	0-0	.000	0	1	1	1.2	2	0	1	0	0	0	2.6
Wake Forest	11/29/2022		01:51	0-0	.000	0-0	.000	0-0	.000	0	0	0	1.0	0	0	0	0	0	0	2.2
at Iowa	12/11/2022		00:47	0-0	.000	0-0	.000	0-0	.000	0	0	0	0.9	0	0	0	0	0	0	1.9
Lehigh	12/15/2022		02:45	1-1	1.000	0-0	.000	0-0	.000	0	0	0	0.8	0	0	0	0	0	2	1.9
Western Mich.	12/30/2022		02:36	1-3	.333	0-1	.000	0-0	.000	0	0	0	0.7	1	0	0	0	0	2	1.9
Minnesota	01/03/2023		10:52	1-3	.333	1-3	.333	0-0	.000	0	2	2	0.8	1	0	0	0	0	3	2.0
at Illinois	01/07/2023		18:41	1-6	.167	0-3	.000	0-0	.000	1	2	3	1.0	0	0	0	0	0	2	2.0
Michigan St.	01/10/2023		13:17	2-5	.400	1-2	.500	0-0	.000	0	1	1	1.0	1	1	0	0	0	5	2.3
at Indiana	01/14/2023		11:52	0-3	.000	0-2	.000	0-0	.000	2	1	3	1.2	0	0	0	0	0	0	2.1
at Northwestern	01/23/2023		05:11	0-0	.000	0-0	.000	0-0	.000	0	0	0	1.1	2	1	0	0	0	0	1.9
at Maryland	01/25/2023		01:00	0-0	.000	0-0	.000	0-0	.000	1	0	1	1.1	0	0	0	0	0	0	1.8
Illinois	01/28/2023		06:46	0-4	.000	0-2	.000	0-0	.000	0	1	1	1.1	0	0	0	0	0	0	1.7
Iowa	02/22/2023		04:57	1-1	1.000	0-0	.000	0-0	.000	0	0	0	1.0	1	0	0	0	0	2	1.7
Totals		0	116:29	11-36	.306	5-21	.238	2-2	1.000	5	12	17	1.0	10	3	2	0	1	29	1.7

CAREER STATISTICS

ILVER, Markus

SEASON TEAM	GP-GS	MIN/AVG	Field Goals		3-Point		F-Throws		Rebounds				PF-FO	A	TO	BLK	STL	Scoring	
			FG-FGA	FG%	3FG-3FGA	3FG%	FT-FTA	FT%	OFF	DEF	TOT	AVG						PTS	AVG
2021-22 Wisc	8-0	28/3.4	1-8	.125	0-5	.000	3-4	.750	1	3	4	0.5	7-0	0	2	0	0	5	0.6
2022-23 Wisc	17-0	116/6.9	11-36	.306	5-21	.238	2-2	1.000	5	12	17	1.0	10-0	3	2	0	1	29	1.7
TOTAL	25-0	144/5.8	12-44	.273	5-26	.192	5-6	.833	6	15	21	0.8	17-0	3	4	0	1	34	1.4

SEASON HIGHS

POINTS: 6 vs. Dayton (11/23/22)
FIELD GOALS: 2 vs. Dayton (11/23/22)
FG ATTEMPTS: 6 at Illinois (1/7/23)
3-POINT FGS: 2 vs. Dayton (11/23/22)
3-POINT FGAS: 4 vs. Dayton (11/23/22)
FREE THROWS: 2 vs. South Dakota (11/7/22)
FT ATTEMPTS: 2 vs. South Dakota (11/7/22)
REBOUNDS: 3 (2x) MR at Indiana (1/14/23)
ASSISTS: 1 (3x) MR at Northwestern (1/23/23)
BLOCKS: --
STEALS: 1 vs. Green Bay (11/15/22)
MINUTES: 18 at Illinois (1/7/23)

CAREER HIGHS

POINTS: 6 vs. Dayton (11/23/22)
FIELD GOALS: 2 vs. Dayton (11/23/22)
FG ATTEMPTS: 6 at Illinois (1/7/23)
3-POINT FGS: 2 vs. Dayton (11/23/22)
3-POINT FGAS: 4 vs. Dayton (11/23/22)
FREE THROWS: 3 vs. Green Bay (11/12/21)
FT ATTEMPTS: 4 vs. Green Bay (11/12/21)
REBOUNDS: 4 vs. Green Bay (11/12/21)
ASSISTS: 1 (3x) MR at Northwestern (1/23/23)
BLOCKS: --
STEALS: 1 vs. Green Bay (11/15/22)
MINUTES: 18 at Illinois (1/7/23)

2022-23 OVERALL STATISTICS

Game Records					Score by Periods				
Record	Overall	Home	Away	Neutral	Team	1st	2nd	OT	TOT
ALL GAMES	16-12	9-5	4-6	3-1	Wisconsin	839	928	57	1824
CONFERENCE	8-10	5-4	3-6	0-0	Opponents	791	927	65	1783
NON-CONFERENCE	8-2	4-1	1-0	3-1					

Team Box Score																								
No.	Player				Total		3-Point		F-Throw		Rebounds						A	TO	BLK	STL	PTS	AVG		
		GP-GS	MIN	AVG	FG-FGA	FG%	3FG-3FGA	3FG%	FT-FTA	FT%	OFF	DEF	TOT	AVG	PF	DQ								
23	HEPBURN, Chucky	28-28	897:55	32.1	121-317	.382	57-132	.432	41-59	.695	15	70	85	3.0	55	0	83	44	2	43	340	12.1		
3	ESSEGIAN, Connor	28-12	761:37	27.2	109-260	.419	61-159	.384	60-69	.870	16	81	97	3.5	48	0	23	29	0	18	339	12.1		
22	CROWL, Steven	28-28	858:40	30.7	132-268	.493	22-75	.293	39-67	.582	39	161	200	7.1	61	0	75	46	14	11	325	11.6		
5	WAHL, Tyler	25-25	790:09	31.6	104-254	.409	7-29	.241	65-106	.613	35	124	159	6.4	66	2	62	56	11	28	280	11.2		
11	KLESMIT, Max	26-26	825:10	31.7	70-168	.417	38-97	.392	28-42	.667	7	60	67	2.6	61	1	36	23	6	33	206	7.9		
2	DAVIS, Jordan	28-18	623:59	22.3	60-148	.405	29-90	.322	8-14	.571	24	76	100	3.6	45	2	12	6	3	12	157	5.6		
14	GILMORE, Carter	28-3	532:57	19.0	34-79	.430	5-22	.227	8-20	.400	31	31	62	2.2	55	0	25	10	3	17	81	2.9		
35	ILVER, Markus	17-0	116:29	6.9	11-36	.306	5-21	.238	2-2	1.000	5	12	17	1.0	10	0	3	2	0	1	29	1.7		
4	MCGEE, Kamari	24-0	165:03	6.9	12-32	.375	5-17	.294	5-6	.833	4	11	15	0.6	19	0	13	7	0	6	34	1.4		
10	LINDSEY, Isaac	18-0	108:51	6.0	9-32	.281	5-17	.294	1-2	.500	2	13	15	0.8	17	0	2	2	1	2	24	1.3		
0	NEATH, Jahcobi	3-0	28:25	9.5	1-4	.250	1-2	.500	0-0	.000	0	1	1	0.3	2	0	1	2	0	1	3	1.0		
30	CANDELINO, Ross	4-0	03:42	0.9	2-2	1.000	0-0	.000	0-1	.000	0	2	2	0.5	0	0	0	0	0	0	4	1.0		
21	HODGES, Chris	12-0	27:47	2.3	1-3	.333	0-0	.000	0-0	.000	2	1	3	0.3	3	0	0	0	1	0	2	0.2		
15	GARD, Isaac	4-0	03:42	0.9	0-1	.000	0-1	.000	0-0	.000	0	0	0	0.0	0	0	0	0	0	0	0	0.0		
13	TAPHORN, Justin	4-0	05:33	1.4	0-0	.000	0-0	.000	0-0	.000	0	0	0	0.0	0	0	0	0	0	0	0	0.0		
Team											34	25	59					17						
Total		28	5750		666-1604	.415	235-662	.355	257-388	.662	214	668	882	31.5	442	5	335	244	41	172	1824	65.1		
Opponents		28	5750		663-1512	.438	175-542	.323	282-405	.696	223	773	996	35.6	449	6	281	334	101	127	1783	63.7		

Team Statistics

	WISC	OPP
Scoring	1824	1783
Points per game	65.1	63.7
Scoring margin	+1.5	-
Field goals-att	666-1604	663-1512
Field goal pct	.415	.438
3 point fg-att	235-662	175-542
3-point FG pct	.355	.323
3-pt FG made per game	8.4	6.3
Free throws-att	257-388	282-405
Free throw pct	.662	.696
F-Throws made per game	9.2	10.1
Rebounds	882	996
Rebounds per game	31.5	35.6
Rebounding margin	-4.1	-
Assists	335	281
Assists per game	12.0	10.0
Turnovers	244	334
Turnovers per game	8.7	11.9
Turnover margin	+3.2	-
Assist/turnover ratio	1.4	0.8
Steals	172	127
Steals per game	6.1	4.5
Blocks	41	101
Blocks per game	1.5	3.6
Winning streak	0	-
Home win streak	1	-
Attendance	209137	128230
Home games-Avg/Game	14-14938	10-12823
Neutral site-Avg/Game	-	4-5167

Team Results

Date	Opponent		Score	Att.
11/07/2022	South Dakota	W	85-59	14349
11/11/2022	vs Stanford	W	60-50	17927
11/15/2022	Green Bay	W	56-45	14204
11/23/2022	vs Dayton	W	43-42	1047
11/24/2022	vs Kansas	Lot	68-69	1185
11/25/2022	vs Southern California	W	64-59	510
11/29/2022	Wake Forest	L	75-78	14435
12/03/2022	at Marquette	Wot	80-77	17760
12/06/2022	Maryland	W	64-59	14666
12/11/2022	at Iowa	Wot	78-75	12430
12/15/2022	Lehigh	W	78-56	12760
12/30/2022	Western Mich.	W	76-66	15138
01/03/2023	Minnesota	W	63-60	13850
01/07/2023	at Illinois	L	69-79	15544
01/10/2023	Michigan St.	L	65-69	14260
01/14/2023	at Indiana	L	45-63	17222
01/17/2023	Penn St.	W	63-60	14236
01/23/2023	at Northwestern	L	63-66	4218
01/25/2023	at Maryland	L	55-73	14407
01/28/2023	Illinois	L	51-61	17071
02/02/2023	at Ohio St.	W	65-60	11918
02/05/2023	Northwestern	L	52-54	15632
02/08/2023	at Penn St.	Wot	79-74	7213
02/11/2023	at Nebraska	Lot	63-73	14811
02/14/2023	Michigan	W	64-59	15436
02/18/2023	Rutgers	L	57-58	17071
02/22/2023	Iowa	W	64-52	16029
02/26/2023	at Michigan	Lot	79-87	12707

2022-23 BIG TEN STATISTICS

Game Records					Score by Periods				
Record	Overall	Home	Away	Neutral	Team	1st	2nd	OT	TOT
ALL GAMES	8-10	5-4	3-6	0-0	Wisconsin	523	574	42	1139
CONFERENCE	8-10	5-4	3-6	0-0	Opponents	521	609	52	1182
NON-CONFERENCE	0-0	0-0	0-0	0-0					

Team Box Score																							
No.	Player				Total		3-Point		F-Throw		Rebounds												
		GP-GS	MIN	AVG	FG-FGA	FG%	3FG-3FGA	3FG%	FT-FTA	FT%	OFF	DEF	TOT	AVG	PF	DQ	A	TO	BLK	STL	PTS	AVG	
3	ESSEGAN, Connor	18-12	551:45	30.7	76-188	.404	39-112	.348	45-54	.833	10	57	67	3.7	32	0	15	18	0	12	236	13.1	
23	HEPBURN, Chucky	18-18	596:59	33.2	77-207	.372	35-88	.398	32-45	.711	8	42	50	2.8	36	0	54	28	2	28	221	12.3	
22	CROWL, Steven	18-18	551:32	30.6	92-184	.500	11-45	.244	16-34	.471	20	113	133	7.4	46	0	45	30	5	10	211	11.7	
5	WAHL, Tyler	15-15	485:04	32.3	54-133	.406	4-14	.286	29-57	.509	19	71	90	6.0	42	2	44	28	7	15	141	9.4	
11	KLESMIT, Max	16-16	514:22	32.1	49-122	.402	27-71	.380	15-25	.600	6	37	43	2.7	41	1	20	15	5	19	140	8.8	
2	DAVIS, Jordan	18-8	370:50	20.6	33-79	.418	15-49	.306	2-5	.400	14	47	61	3.4	29	1	5	4	1	6	83	4.6	
14	GILMORE, Carter	18-3	370:16	20.6	24-52	.462	3-16	.188	7-15	.467	19	17	36	2.0	38	0	15	8	2	6	58	3.2	
4	MCGEE, Kamari	17-0	114:40	6.7	10-26	.385	4-12	.333	4-4	1.000	3	5	8	0.5	10	0	7	3	0	4	28	1.6	
35	ILVER, Markus	9-0	73:23	8.2	5-22	.227	2-12	.167	0-0	.000	4	7	11	1.2	5	0	2	0	0	0	12	1.3	
10	LINDSEY, Isaac	8-0	53:56	6.7	3-16	.188	1-5	.200	0-0	.000	0	9	9	1.1	10	0	0	1	1	1	7	0.9	
21	HODGES, Chris	6-0	15:49	2.6	1-2	.500	0-0	.000	0-0	.000	1	1	2	0.3	2	0	0	0	0	0	2	0.3	
13	TAPHORN, Justin	2-0	01:07	0.6	0-0	.000	0-0	.000	0-0	.000	0	0	0	0.0	0	0	0	0	0	0	0	0.0	
30	CANDELINO, Ross	1-0	00:09	0.1	0-0	.000	0-0	.000	0-0	.000	0	1	1	1.0	0	0	0	0	0	0	0	0.0	
15	GARD, Isaac	1-0	00:09	0.1	0-0	.000	0-0	.000	0-0	.000	0	0	0	0.0	0	0	0	0	0	0	0	0.0	
Team											22	12	34					11					
Total		18	3700		424-1031	.411	141-424	.333	150-239	.628	126	419	545	30.3	291	4	207	146	23	101	1139	63.3	
Opponents		18	3700		438-978	.448	113-331	.341	193-263	.734	142	515	657	36.5	284	5	186	208	70	76	1182	65.7	

Team Statistics

	WISC	OPP
Scoring	1139	1182
Points per game	63.3	65.7
Scoring margin	-2.4	-
Field goals-att	424-1031	438-978
Field goal pct	.411	.448
3 point fg-att	141-424	113-331
3-point FG pct	.333	.341
3-pt FG made per game	7.8	6.3
Free throws-att	150-239	193-263
Free throw pct	.628	.734
F-Throws made per game	8.3	10.7
Rebounds	545	657
Rebounds per game	30.3	36.5
Rebounding margin	-6.2	-
Assists	207	186
Assists per game	11.5	10.3
Turnovers	146	208
Turnovers per game	8.1	11.6
Turnover margin	+3.4	-
Assist/turnover ratio	1.4	0.9
Steals	101	76
Steals per game	5.6	4.2
Blocks	23	70
Blocks per game	1.3	3.9
Winning streak	0	-
Home win streak	1	-
Attendance	138251	110470
Home games-Avg/Game	9-15361	9-12274
Neutral site-Avg/Game	-	0-0

Team Results

Date	Opponent		Score	Att.
12/06/2022	Maryland	W	64-59	14666
12/11/2022	at Iowa	Wot	78-75	12430
01/03/2023	Minnesota	W	63-60	13850
01/07/2023	at Illinois	L	69-79	15544
01/10/2023	Michigan St.	L	65-69	14260
01/14/2023	at Indiana	L	45-63	17222
01/17/2023	Penn St.	W	63-60	14236
01/23/2023	at Northwestern	L	63-66	4218
01/25/2023	at Maryland	L	55-73	14407
01/28/2023	Illinois	L	51-61	17071
02/02/2023	at Ohio St.	W	65-60	11918
02/05/2023	Northwestern	L	52-54	15632
02/08/2023	at Penn St.	Wot	79-74	7213
02/11/2023	at Nebraska	Lot	63-73	14811
02/14/2023	Michigan	W	64-59	15436
02/18/2023	Rutgers	L	57-58	17071
02/22/2023	Iowa	W	64-52	16029
02/26/2023	at Michigan	Lot	79-87	12707

2022-23 HOME STATISTICS

Game Records

Record	Overall	Home	Away	Neutral
ALL GAMES	9-5	9-5	0-0	0-0
CONFERENCE	5-4	5-4	0-0	0-0
NON-CONFERENCE	4-1	4-1	0-0	0-0

Score by Periods

Team	1st	2nd	OT	TOT
Wisconsin	419	494	0	913
Opponents	403	433	0	836

Team Box Score

No.	Player				Total		3-Point		F-Throw		Rebounds													
		GP-GS	MIN	AVG	FG-FGA	FG%	3FG-3FGA	3FG%	FT-FTA	FT%	OFF	DEF	TOT	AVG	PF	DQ	A	TO	BLK	STL	PTS	AVG		
22	CROWL, Steven	14-14	407:37	29.1	74-140	.529	15-34	.441	21-33	.636	20	78	98	7.0	31	0	33	20	4	6	184	13.1		
23	HEPBURN, Chucky	14-14	438:53	31.3	57-146	.390	31-63	.492	27-34	.794	10	34	44	3.1	29	0	40	23	1	20	172	12.3		
3	ESSEGIAN, Connor	14-6	336:17	24.0	42-109	.385	26-73	.356	33-39	.846	7	30	37	2.6	21	0	12	12	0	9	143	10.2		
5	WAHL, Tyler	13-13	359:55	27.7	46-118	.390	3-12	.250	31-49	.633	18	63	81	6.2	33	1	30	25	7	10	126	9.7		
11	KLESMIT, Max	14-14	436:22	31.2	32-86	.372	21-52	.404	17-23	.739	5	33	38	2.7	23	0	19	15	2	18	102	7.3		
2	DAVIS, Jordan	14-8	304:32	21.8	32-74	.432	16-46	.348	5-9	.556	12	42	54	3.9	17	1	4	3	2	4	85	6.1		
14	GILMORE, Carter	14-1	279:07	19.9	16-38	.421	5-12	.417	4-12	.333	18	15	33	2.4	24	0	16	5	2	7	41	2.9		
35	ILVER, Markus	9-0	62:42	7.0	8-21	.381	3-11	.273	2-2	1.000	0	7	7	0.8	5	0	2	1	0	1	21	2.3		
10	LINDSEY, Isaac	8-0	46:39	5.8	5-14	.357	2-9	.222	0-0	.000	2	6	8	1.0	8	0	1	1	0	0	12	1.5		
4	MCGEE, Kamari	12-0	88:26	7.4	7-16	.438	3-10	.300	1-2	.500	1	7	8	0.7	9	0	10	5	0	3	18	1.5		
0	NEATH, Jahcobi	2-0	13:22	6.7	1-1	1.000	1-1	1.000	0-0	.000	0	1	1	0.5	2	0	0	0	0	0	3	1.5		
30	CANDELINO, Ross	4-0	03:42	0.9	2-2	1.000	0-0	.000	0-1	.000	0	2	2	0.5	0	0	0	0	0	0	4	1.0		
21	HODGES, Chris	7-0	14:08	2.0	1-1	1.000	0-0	.000	0-0	.000	0	0	0	0.0	1	0	0	0	1	0	2	0.3		
15	GARD, Isaac	4-0	03:42	0.9	0-1	.000	0-1	.000	0-0	.000	0	0	0	0.0	0	0	0	0	0	0	0	0.0		
13	TAPHORN, Justin	3-0	04:35	1.5	0-0	.000	0-0	.000	0-0	.000	0	0	0	0.0	0	0	0	0	0	0	0	0.0		
Team											14	12	26					7						
Total		14	2800		323-767	.421	126-324	.389	141-204	.691	107	330	437	31.2	203	2	167	117	19	78	913	65.2		
Opponents		14	2800		318-733	.434	83-263	.316	117-173	.676	97	358	455	32.5	219	2	125	161	47	54	836	59.7		

Team Statistics

	WISC	OPP
Scoring	913	836
Points per game	65.2	59.7
Scoring margin	+5.5	-
Field goals-att	323-767	318-733
Field goal pct	.421	.434
3 point fg-att	126-324	83-263
3-point FG pct	.389	.316
3-pt FG made per game	9.0	5.9
Free throws-att	141-204	117-173
Free throw pct	.691	.676
F-Throws made per game	10.1	8.4
Rebounds	437	455
Rebounds per game	31.2	32.5
Rebounding margin	-1.3	-
Assists	167	125
Assists per game	11.9	8.9
Turnovers	117	161
Turnovers per game	8.4	11.5
Turnover margin	+3.1	-
Assist/turnover ratio	1.4	0.8
Steals	78	54
Steals per game	5.6	3.9
Blocks	19	47
Blocks per game	1.4	3.4
Winning streak	1	-
Home win streak	1	-
Attendance	209137	0
Home games-Avg/Game	14-14938	0-0
Neutral site-Avg/Game	-	0-0

Team Results

Date	Opponent		Score	Att.
11/07/2022	South Dakota	W	85-59	14349
11/15/2022	Green Bay	W	56-45	14204
11/29/2022	Wake Forest	L	75-78	14435
12/06/2022	Maryland	W	64-59	14666
12/15/2022	Lehigh	W	78-56	12760
12/30/2022	Western Mich.	W	76-66	15138
01/03/2023	Minnesota	W	63-60	13850
01/10/2023	Michigan St.	L	65-69	14260
01/17/2023	Penn St.	W	63-60	14236
01/28/2023	Illinois	L	51-61	17071
02/05/2023	Northwestern	L	52-54	15632
02/14/2023	Michigan	W	64-59	15436
02/18/2023	Rutgers	L	57-58	17071
02/22/2023	Iowa	W	64-52	16029

2022-23 ROAD/NEUTRAL STATISTICS

Game Records

Record	Overall	Home	Away	Neutral
ALL GAMES	7-7	0-0	4-6	3-1
CONFERENCE	3-6	0-0	3-6	0-0
NON-CONFERENCE	4-1	0-0	1-0	3-1

Score by Periods

Team	1st	2nd	OT	TOT
Wisconsin	420	434	57	911
Opponents	388	494	65	947

Team Box Score

No.	Player				Total		3-Point		F-Throw		Rebounds													
		GP-GS	MIN	AVG	FG-FGA	FG%	3FG-3FGA	3FG%	FT-FTA	FT%	OFF	DEF	TOT	AVG	PF	DQ	A	TO	BLK	STL	PTS	AVG		
3	ESSEGIAN, Connor	14-6	425:20	30.4	67-151	.444	35-86	.407	27-30	.900	9	51	60	4.3	27	0	11	17	0	9	196	14.0		
5	WAHL, Tyler	12-12	430:14	35.9	58-136	.426	4-17	.235	34-57	.596	17	61	78	6.5	33	1	32	31	4	18	154	12.8		
23	HEPBURN, Chucky	14-14	459:02	32.8	64-171	.374	26-69	.377	14-25	.560	5	36	41	2.9	26	0	43	21	1	23	168	12.0		
22	CROWL, Steven	14-14	451:03	32.2	58-128	.453	7-41	.171	18-34	.529	19	83	102	7.3	30	0	42	26	10	5	141	10.1		
11	KLESMIT, Max	12-12	388:48	32.4	38-82	.463	17-45	.378	11-19	.579	2	27	29	2.4	38	1	17	8	4	15	104	8.7		
2	DAVIS, Jordan	14-10	319:27	22.8	28-74	.378	13-44	.295	3-5	.600	12	34	46	3.3	28	1	8	3	1	8	72	5.1		
14	GILMORE, Carter	14-2	253:50	18.1	18-41	.439	0-10	.000	4-8	.500	13	16	29	2.1	31	0	9	5	1	10	40	2.9		
4	MCGEE, Kamari	12-0	76:37	6.4	5-16	.313	2-7	.286	4-4	1.000	3	4	7	0.6	10	0	3	2	0	3	16	1.3		
10	LINDSEY, Isaac	10-0	62:13	6.2	4-18	.222	3-8	.375	1-2	.500	0	7	7	0.7	9	0	1	1	1	2	12	1.2		
35	ILVER, Markus	8-0	53:47	6.7	3-15	.200	2-10	.200	0-0	.000	5	5	10	1.3	5	0	1	1	0	0	8	1.0		
21	HODGES, Chris	5-0	13:39	2.7	0-2	.000	0-0	.000	0-0	.000	2	1	3	0.6	2	0	0	0	0	0	0	0.0		
13	TAPHORN, Justin	1-0	00:59	1.0	0-0	.000	0-0	.000	0-0	.000	0	0	0	0.0	0	0	0	0	0	0	0	0.0		
0	NEATH, Jahcobi	1-0	15:03	15.0	0-3	.000	0-1	.000	0-0	.000	0	0	0	0.0	0	0	1	2	0	1	0	0.0		
Team											20	13	33				10							
Total		14	2950		343-837	.410	109-338	.322	116-184	.630	107	338	445	31.8	239	3	168	127	22	94	911	65.1		
Opponents		14	2950		345-779	.443	92-279	.330	165-232	.711	126	415	541	38.6	230	4	156	173	54	73	947	67.6		

Team Statistics

	WISC	OPP
Scoring	911	947
Points per game	65.1	67.6
Scoring margin	-2.6	-
Field goals-att	343-837	345-779
Field goal pct	.410	.443
3 point fg-att	109-338	92-279
3-point FG pct	.322	.330
3-pt FG made per game	7.8	6.6
Free throws-att	116-184	165-232
Free throw pct	.630	.711
F-Throws made per game	8.3	11.8
Rebounds	445	541
Rebounds per game	31.8	38.6
Rebounding margin	-6.9	-
Assists	168	156
Assists per game	12.0	11.1
Turnovers	127	173
Turnovers per game	9.1	12.4
Turnover margin	+3.3	-
Assist/turnover ratio	1.3	0.9
Steals	94	73
Steals per game	6.7	5.2
Blocks	22	54
Blocks per game	1.6	3.9
Winning streak	0	-
Home win streak	0	-
Attendance	0	128230
Home games-Avg/Game	0-0	10-12823
Neutral site-Avg/Game	-	4-5167

Team Results

Date	Opponent		Score	Att.
11/11/2022	vs Stanford	W	60-50	17927
11/23/2022	vs Dayton	W	43-42	1047
11/24/2022	vs Kansas	Lot	68-69	1185
11/25/2022	vs Southern California	W	64-59	510
12/03/2022	at Marquette	Wot	80-77	17760
12/11/2022	at Iowa	Wot	78-75	12430
01/07/2023	at Illinois	L	69-79	15544
01/14/2023	at Indiana	L	45-63	17222
01/23/2023	at Northwestern	L	63-66	4218
01/25/2023	at Maryland	L	55-73	14407
02/02/2023	at Ohio St.	W	65-60	11918
02/08/2023	at Penn St.	Wot	79-74	7213
02/11/2023	at Nebraska	Lot	63-73	14811
02/26/2023	at Michigan	Lot	79-87	12707

GAME-BY-GAME STATISTICS

WISCONSIN

Opponent	Date	Score		FG-FGA	PCT	3FG-3FGA	PCT	FT-FTA	PCT	OFF	DEF	TOT	AVG	PF	A	TO	BLK	STL	PTS	AVG
South Dakota	11/07/2022	85-59	W	28-55	.509	12-26	.462	17-23	.739	7	30	37	37.0	15	14	10	4	8	85	85.0
vs Stanford	11/11/2022	60-50	W	22-59	.373	5-20	.250	11-18	.611	9	23	32	34.5	20	9	9	4	11	60	72.5
Green Bay	11/15/2022	56-45	W	16-53	.302	8-19	.421	16-19	.842	15	30	45	38.0	18	8	14	2	6	56	67.0
vs Dayton	11/23/2022	43-42	W	14-59	.237	6-27	.222	9-10	.900	11	28	39	38.3	17	7	10	1	8	43	61.0
vs Kansas	11/24/2022	68-69	Lot	24-62	.387	6-19	.316	14-19	.737	6	29	35	37.6	19	10	6	1	8	68	62.4
vs Southern California	11/25/2022	64-59	W	25-56	.446	10-24	.417	4-8	.500	6	26	32	36.7	7	13	8	1	6	64	62.7
Wake Forest	11/29/2022	75-78	L	24-56	.429	12-28	.429	15-18	.833	6	17	23	34.7	18	14	12	1	7	75	64.4
at Marquette	12/03/2022	80-77	Wot	30-59	.508	12-27	.444	8-13	.615	10	22	32	34.4	20	21	15	1	9	80	66.4
Maryland	12/06/2022	64-59	W	20-47	.426	7-21	.333	17-27	.630	3	27	30	33.9	18	14	8	3	7	64	66.1
at Iowa	12/11/2022	78-75	Wot	33-65	.508	6-22	.273	6-11	.545	4	29	33	33.8	18	17	11	1	12	78	67.3
Lehigh	12/15/2022	78-56	W	31-60	.517	11-21	.524	5-8	.625	11	23	34	33.8	6	16	10	1	6	78	68.3
Western Mich.	12/30/2022	76-66	W	28-54	.519	12-27	.444	8-13	.615	7	21	28	33.3	11	16	4	2	2	76	68.9
Minnesota	01/03/2023	63-60	W	24-55	.436	8-20	.400	7-9	.778	2	22	24	32.6	15	9	9	2	13	63	68.5
at Illinois	01/07/2023	69-79	L	28-64	.438	8-29	.276	5-12	.417	10	24	34	32.7	21	12	9	2	6	69	68.5
Michigan St.	01/10/2023	65-69	L	25-55	.455	9-23	.391	6-8	.750	3	15	18	31.7	18	9	5	1	6	65	68.3
at Indiana	01/14/2023	45-63	L	18-56	.321	5-24	.208	4-11	.364	8	24	32	31.8	11	6	9	0	4	45	66.8
Penn St.	01/17/2023	63-60	W	23-54	.426	7-17	.412	10-16	.625	8	24	32	31.8	13	8	6	2	3	63	66.6
at Northwestern	01/23/2023	63-66	L	22-57	.386	10-31	.323	9-16	.563	10	22	32	31.8	19	16	7	1	3	63	66.4
at Maryland	01/25/2023	55-73	L	21-53	.396	7-17	.412	6-7	.857	7	15	22	31.3	14	11	8	2	2	55	65.8
Illinois	01/28/2023	51-61	L	19-57	.333	9-27	.333	4-7	.571	6	25	31	31.3	18	9	9	0	6	51	65.1
at Ohio St.	02/02/2023	65-60	W	23-55	.418	6-20	.300	13-22	.591	4	22	26	31.0	15	9	8	0	8	65	65.0
Northwestern	02/05/2023	52-54	L	19-50	.380	9-23	.391	5-11	.455	7	19	26	30.8	14	13	9	1	6	52	64.5
at Penn St.	02/08/2023	79-74	Wot	28-53	.528	11-24	.458	12-19	.632	3	23	26	30.6	16	16	8	2	5	79	65.1
at Nebraska	02/11/2023	63-73	Lot	25-69	.362	9-31	.290	4-6	.667	10	27	37	30.8	23	11	11	2	7	63	65.0
Michigan	02/14/2023	64-59	W	22-66	.333	6-18	.333	14-18	.778	15	23	38	31.1	14	10	5	0	3	64	65.0
Rutgers	02/18/2023	57-58	L	19-57	.333	12-36	.333	7-9	.778	9	24	33	31.2	13	16	5	0	4	57	64.7
Iowa	02/22/2023	64-52	W	25-48	.521	4-18	.222	10-18	.556	8	30	38	31.4	12	11	11	0	1	64	64.6
at Michigan	02/26/2023	79-87	Lot	30-70	.429	8-23	.348	11-12	.917	9	24	33	31.5	19	10	8	4	5	79	65.1
Total		1824		666-1604	.415	235-662	.355	257-388	.662	214	668	882	31.5	442	335	244	41	172	1824	65.1
Opponents		1783		663-1512	.438	175-542	.323	282-405	.696	223	773	996	35.6	449	281	334	101	127	1783	63.7

Wisconsin Averages

Games Played	Points/game	FG Pct	3FG Pct	FT Pct	Rebounds/game	Assists/game	Turnovers/game	Assist/Turnover ratio	Steals/game	Blocks/game
28	65.1	41.5	35.5	66.2	31.5	12.0	8.7	1.4	6.1	1.5

GAME-BY-GAME STATISTICS

OPPONENT

Opponent	Date	Score		FG-FGA	PCT	3FG-3FGA	PCT	FT-FTA	PCT	OFF	DEF	TOT	AVG	PF	A	TO	BLK	STL	PTS	AVG
South Dakota	11/07/2022	85-59	W	23-57	.404	2-15	.133	11-17	.647	8	26	34	34.0	20	7	10	2	5	59	59.0
vs Stanford	11/11/2022	60-50	W	17-47	.362	1-16	.063	15-23	.652	7	31	38	36.0	20	6	16	9	5	50	54.5
Green Bay	11/15/2022	56-45	W	15-44	.341	2-14	.143	13-23	.565	3	22	25	32.3	18	6	9	2	9	45	51.3
vs Dayton	11/23/2022	43-42	W	16-53	.302	4-27	.148	6-9	.667	11	34	45	35.5	13	6	17	4	4	42	49.0
vs Kansas	11/24/2022	68-69	Lot	24-62	.387	9-29	.310	12-21	.571	14	36	50	38.4	18	15	13	2	5	69	53.0
vs Southern California	11/25/2022	64-59	W	23-56	.411	11-23	.478	2-6	.333	10	26	36	38.0	14	12	14	5	2	59	54.0
Wake Forest	11/29/2022	75-78	L	29-54	.537	8-24	.333	12-16	.750	9	24	33	37.3	20	8	15	2	3	78	57.4
at Marquette	12/03/2022	80-77	Wot	27-53	.509	9-20	.450	14-20	.700	7	19	26	35.9	16	14	12	1	10	77	59.9
Maryland	12/06/2022	64-59	W	21-55	.382	10-24	.417	7-12	.583	8	29	37	36.0	20	9	14	6	4	59	59.8
at Iowa	12/11/2022	78-75	Wot	27-64	.422	7-27	.259	14-17	.824	10	32	42	36.6	16	18	15	2	8	75	61.3
Lehigh	12/15/2022	78-56	W	25-51	.490	4-14	.286	2-2	1.000	3	17	20	35.1	11	9	13	3	6	56	60.8
Western Mich.	12/30/2022	76-66	W	26-57	.456	12-29	.414	2-5	.400	9	23	32	34.8	15	12	7	1	2	66	61.3
Minnesota	01/03/2023	63-60	W	24-55	.436	5-14	.357	7-11	.636	11	29	40	35.2	10	7	20	2	5	60	61.2
at Illinois	01/07/2023	69-79	L	25-53	.472	10-19	.526	19-26	.731	7	30	37	35.4	14	14	10	6	5	79	62.4
Michigan St.	01/10/2023	65-69	L	23-44	.523	7-13	.538	16-17	.941	4	29	33	35.2	12	10	14	3	3	69	62.9
at Indiana	01/14/2023	45-63	L	29-62	.468	1-8	.125	4-5	.800	9	33	42	35.6	16	10	8	6	4	63	62.9
Penn St.	01/17/2023	63-60	W	22-49	.449	8-20	.400	8-11	.727	4	28	32	35.4	21	10	10	5	3	60	62.7
at Northwestern	01/23/2023	63-66	L	22-51	.431	6-16	.375	16-18	.889	8	27	35	35.4	22	9	6	1	3	66	62.9
at Maryland	01/25/2023	55-73	L	28-50	.560	6-14	.429	11-14	.786	8	24	32	35.2	10	15	8	5	5	73	63.4
Illinois	01/28/2023	51-61	L	22-51	.431	6-20	.300	11-18	.611	7	30	37	35.3	14	7	11	5	2	61	63.3
at Ohio St.	02/02/2023	65-60	W	24-56	.429	4-14	.286	8-13	.615	12	33	45	35.8	20	9	16	3	5	60	63.1
Northwestern	02/05/2023	52-54	L	21-45	.467	4-15	.267	8-13	.615	6	27	33	35.6	14	11	11	5	5	54	62.7
at Penn St.	02/08/2023	79-74	Wot	29-59	.492	9-23	.391	7-11	.636	7	24	31	35.4	21	13	11	1	5	74	63.2
at Nebraska	02/11/2023	63-73	Lot	25-54	.463	8-22	.364	15-23	.652	8	35	43	35.8	13	8	15	3	8	73	63.6
Michigan	02/14/2023	64-59	W	24-57	.421	5-16	.313	6-10	.600	8	29	37	35.8	15	7	12	5	2	59	63.4
Rutgers	02/18/2023	57-58	L	23-52	.442	7-17	.412	5-5	1.000	4	28	32	35.7	10	14	8	4	2	58	63.2
Iowa	02/22/2023	64-52	W	20-62	.323	3-28	.107	9-13	.692	13	17	30	35.4	19	8	7	2	3	52	62.8
at Michigan	02/26/2023	79-87	Lot	29-59	.492	7-21	.333	22-26	.846	8	31	39	35.6	17	7	12	6	4	87	63.7
Total		1783		663-1512	.438	175-542	.323	282-405	.696	223	773	996	35.6	449	281	334	101	127	1783	63.7
Wisconsin		1824		666-1604	.415	235-662	.355	257-388	.662	214	668	882	31.5	442	335	244	41	172	1824	65.1

Opponents Averages

Games Played	Points/game	FG Pct	3FG Pct	FT Pct	Rebounds/game	Assists/game	Turnovers/game	Assist/Turnover ratio	Steals/game	Blocks/game
28	63.7	43.8	32.3	69.6	35.6	10.0	11.9	0.8	4.5	3.6

GAME 1: WISCONSIN 85, SOUTH DAKOTA 59

Nov. 7, 2022 • Madison, Wis. • Kohl Center



Official Basketball Box Score - Final
South Dakota at Wisconsin
 11/07/22 Kohl Center, Madison
 2022-23 Men's Basketball

Game Time: 7:30 PM
 Game Duration: 1:58
 Attendance: 14,349

Officials: Larry Scritto, Brian Anselger, Rhett Lamoureux

South Dakota - 59 Record: 0-1

NO. Name	Min	FG	3P	FT	Rebounds	Fouls	TP	AS	TO	ST	Blocks	BA	+/
34 Tasos Kamateros	F 26:29	3-9	0-3	0-0	1 4 5	2 1	6	0	0	1	0	1	-20
2 Damani Hayes	G 22:53	1-3	0-0	0-0	1 6 7	1 0	2	0	0	0	1	1	-19
5 Kruz Perrott-Hunt	G 32:45	10-20	0-2	1-1	1 2 3	4 4	21	3	2	2	0	1	-18
10 A.J. Pitzuweit	G 26:59	2-5	1-2	3-6	1 3 4	4 3	8	1	4	0	0	0	-21
11 Mason Archambault	G 22:10	1-6	0-3	2-2	0 3 3	3 2	4	0	0	1	0	0	-24
23 Paul Bruns	21:16	2-6	1-4	0-0	2 3 5	2 2	10	0	2	1	1	0	-18
13 Mihal Carcoana	08:42	0-0	0-0	0-0	1 1 1	3 0	0	0	1	0	0	0	-8
55 Jeremiah Coleman	10:32	2-3	0-1	0-2	0 2 2	0 2	4	1	0	0	0	0	-7
3 Max Burchill	17:04	1-3	0-0	0-1	0 1 1	1 1	2	2	0	0	0	0	-6
33 Felix Brostrom	09:58	0-1	0-0	0-0	0 0 0	2 0	0	0	1	0	0	1	-3
22 Keaton Kutcher	01:12	1-1	0-0	0-0	0 0 0	0 0	2	0	0	0	0	0	0
Team					2 1 3				0				
Totals		23-57	2-15	11-17	8 26 34	20 15	59	7	10	5	2	4	-26

Technical Fouls: NONE

Wisconsin - 85 Record: 1-0

NO. Name	Min	FG	3P	FT	Rebounds	Fouls	TP	AS	TO	ST	Blocks	BA	+/
5 Tyler Wahl	F 26:58	5-11	0-3	9-10	3 7 10	2 7	19	4	3	2	1	1	24
22 Steven Crowl	F 24:50	4-8	2-4	2-3	0 3 3	1 2	12	2	1	0	2	0	19
2 Jordan Davis	G 20:40	3-8	0-2	0-1	1 5 6	1 2	6	0	0	0	0	1	14
11 Max Klesmit	G 30:39	3-6	2-3	3-4	0 4 4	2 3	11	0	2	1	0	0	24
23 Chucky Hepburn	G 28:29	5-10	3-5	1-2	0 3 3	2 3	14	3	2	2	0	0	27
0 Jahcobi Neath	08:44	1-1	1-1	0-0	0 1 1	1 0	3	0	0	0	0	0	5
14 Carter Gilmore	12:12	1-1	0-0	0-0	2 1 3	0 0	2	1	1	0	0	0	5
3 Connor Essegian	14:23	2-3	2-3	0-0	0 1 1	2 1	6	1	1	1	0	0	7
4 Kamari McGee	08:02	0-1	0-1	0-0	0 2 2	2 0	0	2	1	1	0	0	-2
35 Markus Iver	09:10	1-2	1-2	2-2	0 2 2	0 1	5	1	0	0	0	0	1
21 Chris Hodges	05:38	0-0	0-0	0-0	0 0 0	0 0	0	0	0	0	1	0	3
10 Isaac Lindsey	05:04	1-2	1-2	0-0	0 1 1	2 0	3	0	0	0	0	0	2
13 Justin Taphorn	02:47	0-0	0-0	0-0	0 0 0	0 0	0	0	0	0	0	0	1
15 Isaac Gard	01:12	0-0	0-0	0-0	0 0 0	0 0	0	0	0	0	0	0	0
30 Ross Candelino	01:12	2-2	0-0	0-1	0 0 0	0 1	4	0	0	0	0	0	0
Team					1 0 1				0				
Totals		28-55	12-26	17-23	7 30 37	15 20	85	14	10	8	4	2	26

Technical Fouls: NONE

Biggest lead	SD	UW
0 (1 st 20:00)	28 (2 nd 0:46)	
Best Scoring Run	SD	UW
7 (1 st 12:21)	10 (2 nd 7:21)	
Lead Changes	0	
Times Tied	0	
Time with Lead	00:00	39:50

NOTES: Wisconsin won its home opener for the 7th straight season and the 24th time in the last 25 years...UW is 7-0 in home openers under Greg Gard...Tyler Wahl tallied his 5th career double-double...Max Klesmit, Connor Essegian, Kamari McGee, Chris Hodges, Ross Candelino and Isaac Gard made their UW debuts.

GAME 2: WISCONSIN 60, STANFORD 50

Nov. 11, 2022 • Milwaukee, Wis. • American Family Field



Official Basketball Box Score - Final
Stanford at Wisconsin
 11/11/22 American Family Field, Milwaukee
 2022-23 Men's Basketball

Game Time: 6:30 PM
 Game Duration: 2:05
 Attendance: 17,927

Officials: Eric Curry, Brian Droney, John Higgins

Stanford - 50 Record: 1-1

NO. Name	Min	FG	3P	FT	Rebounds	Fouls	TP	AS	TO	ST	Blocks	BA	+/
22 James Keefe	F 15:44	1-2	0-0	0-0	4 4 4	2 0	2	1	4	1	0	0	-4
23 Brandon Angel	F 29:59	5-11	1-5	3-4	1 2 3	4 3	14	0	1	0	0	2	-9
55 Harrison Ingram	F 32:24	2-8	0-2	2-4	2 6 8	2 5	6	1	3	0	2	1	-5
5 Michael O'Connell	G 28:37	1-5	0-1	1-1	1 4 5	2 1	3	2	1	2	0	0	-10
13 Michael Jones	G 33:16	3-7	0-2	3-5	1 3 4	2 5	9	1	2	0	2	1	-4
1 Isa Silva	11:23	1-1	0-0	1-2	0 0 0	4 2	3	0	1	1	0	0	-10
14 Spencer Jones	20:31	3-9	0-5	2-2	1 3 4	2 2	8	1	2	1	4	0	-7
42 Maxime Raynaud	24:16	1-4	0-1	1-2	0 6 6	1 1	3	0	2	0	1	0	-6
10 Max Murrell	03:50	0-0	0-0	2-3	0 0 0	1 1	2	0	0	0	0	0	-5
Team					1 3 4				0				
Totals		17-47	1-16	15-23	7 31 38	20 50	60	6	16	5	9	4	-10

Technical Fouls: Keefe 1st 18:35

Wisconsin - 60 Record: 2-0

NO. Name	Min	FG	3P	FT	Rebounds	Fouls	TP	AS	TO	ST	Blocks	BA	+/
5 Tyler Wahl	F 32:48	6-13	1-2	4-8	1 4 5	2 6	17	0	2	3	0	2	8
22 Steven Crowl	F 33:31	2-6	1-4	4-6	2 9 11	4 3	9	2	2	0	3	1	14
2 Jordan Davis	G 25:02	5-9	1-3	2-3	3 0 3	3 4	13	0	1	1	0	2	12
11 Max Klesmit	G 16:59	0-1	0-0	0-0	0 3 3	4 0	0	1	0	1	0	0	5
23 Chucky Hepburn	G 34:58	6-13	0-5	1-1	0 2 2	1 1	11	5	1	3	0	1	12
3 Connor Essegian	23:01	3-9	2-4	0-0	0 2 2	1 2	8	0	0	0	0	1	5
0 Jahcobi Neath	15:03	0-3	0-1	0-0	0 0 0	0 0	1	0	1	2	1	0	0
14 Carter Gilmore	12:07	1-4	0-0	0-0	0 1 1	3 2	2	0	0	2	1	1	-2
10 Isaac Lindsey	03:20	0-0	0-0	0-0	0 0 0	0 1	1	0	0	0	0	0	0
21 Chris Hodges	01:34	0-1	0-0	0-0	1 0 1	0 0	0	0	0	0	0	0	1
4 Kamari McGee	01:37	0-0	0-0	0-0	0 0 0	0 0	1	0	0	0	0	0	-2
Team					2 2 4				0		1		
Totals		22-59	5-20	11-18	9 23 32	20 60	60	9	9	11	4	9	10

Technical Fouls: NONE

Biggest lead	Stan	UW
1 (1 st 15:02)	13 (1 st 1:08)	
Best Scoring Run	Stan	UW
6 (1 st 15:02)	8 (1 st 1:08)	
Lead Changes	6	
Times Tied	3	
Time with Lead	02:17	36:32

NOTES: Wisconsin opened the season 2-0 for the 3rd straight year and the 5th time in the last 6 years...UW improved to 64-57 all-time in the city of Milwaukee...Tyler Wahl scored in double figures in back-to-back games reaching the mark for the 26th time in his career...Steven Crowl set new career highs with 11 rebounds and 3 blocks...Jordan Davis scored a career-high 13 points.

GAME 3: WISCONSIN 56, GREEN BAY 45

Nov. 15, 2022 • Madison, Wis. • Kohl Center



Official Basketball Box Score - Final
Green Bay at Wisconsin
 11/15/22 Kohl Center, Madison
 2022-23 Men's Basketball

Game Time: 8:00 PM
 Game Duration: 1:57
 Attendance: 14,524

Officials: Bill B, Lewis Garrison, Rob Kuenenren

Green Bay - 45 Record: 0-3

NO. Name	Min	FG	3P	FT	Rebounds	Fouls	TP	AS	TO	ST	Blocks	BA	+/
3 Clarence Cummings III	F 33:29	2-10	0-3	2-4	0 1 1	4 2	6	1	1	2	1	2	-7
11 Cade Meyer	F 28:00	5-8	0-1	3-4	0 1 3	2 3	13	0	0	1	0	0	-4
24 Brock Heffner	F 20:59	1-6	0-2	1-2	1 1 2	3 1	3	0	0	1	0	0	-5
4 Davin Zeigler	G 20:04	0-3	0-1	1-2	0 5 5	3 2	1	2	0	0	0	0	-14
55 Nate Jenkins	G 24:42	0-1	0-1	0-0	0 4 4	1 1	0	1	0	0	0	0	-5
1 Randy Tucker	15:10	1-4	0-2	0-0	0 1 1	2 0	2	0	0	0	0	0	-6
0 Garren Davis	23:00	1-5	0-2	2-4	0 2 2	1 4	4	2	1	2	0	0	-3
5 Zae Blake	26:22	5-5	2-2	3-5	0 4 4	1 3	15	0	1	4	0	0	-7
13 Donovan Short	08:14	0-1	0-0	1-2	1 0 1	1 2	1	1	2	0	0	0	-12
Team					1 1 2				0				
Totals		15-44	2-14	13-23	3 22 25	18 18	45	6	9	9	2	2	-11

Technical Fouls: NONE

Wisconsin - 56 Record: 3-0

NO. Name	Min	FG	3P	FT	Rebounds	Fouls	TP	AS	TO	ST	Blocks	BA	+/
5 Tyler Wahl	F 23:49	2-11	0-1	4-4	2 7 9	4 5	8	0	4	0	0	1	6
22 Steven Crowl	F 28:14	3-6	1-1	2-3	4 5 9	0 3	9	0	2	0	1	0	1
2 Jordan Davis	G 32:59	3-7	3-6	2-2	1 2 3	0 1	11	1	0	2	1	0	13
11 Max Klesmit	G 35:57	2-5	2-4	3-4	1 4 5	1 6	9	1	0	2	0	0	12
23 Chucky Hepburn	G 24:19	2-14	1-3	3-4	3 4 7	3 2	8	3	2	0	0	1	10
14 Carter Gilmore	20:44	2-4	1-1	0-0	2 3 5	4 0	5	1	2	1	0	0	12
35 Markus Iver	10:28	1-2	0-1	0-0	0 1 1	1 2	0	0	1	1	0	0	7
3 Connor Essegian	07:29	0-1	0-0	2-2	0 1 1	0 0	2	0	2	0	0	0	-1
0 Jahcobi Neath	04:38	0-0	0-0	0-0	0 0 0	1 0	0	0	0	0	0	0	-2
4 Kamari McGee	05:30	0-0	0-0	0-0	0 0 0	1 0	0	0	1	1	0	0	-6
10 Isaac Lindsey	05:25	1-3	0-2	0-0	1 1 2	2 0	2	1	0	0	0	0	4
21 Chris Hodges	00:28	0-0	0-0	0-0	0 0 0	1 0	0	0	0	0	0	0	-1
Team					1 2 3				0				
Totals		16-53	8-19	16-19	15 30 45	18 18	56	8	14	6	2	2	11

Technical Fouls: NONE

Biggest lead	UWGB	UW
2 (1 st 19:24)	19 (2 nd 19:18)	
Best Scoring Run	UWGB	UW
8 (2 nd 13:13)	11 (1 st 4:08)	
Lead Changes	3	
Times Tied	0	
Time with Lead	04:26	34:58

GAME 4: WISCONSIN 43, DAYTON 42

Nov. 23, 2022 • Paradise Island, Bahamas. • Imperial Arena



Official Basketball Box Score - Final
Wisconsin at Dayton
 11/23/22 Atlantis Resort - Imperial Arena, Paradise Island
 2022 Bad Boy Mowers Battle 4 Atlantis

Game Time:

GAME 5: #3 KANSAS 69, WISCONSIN 68 (OT)

Nov. 24, 2022 • Paradise Island, Bahamas. • Imperial Arena



Official Basketball Box Score - Final
Wisconsin at Kansas
 11/24/22 Atlanta Resort - Imperial Arena, Paradise Island
 2022 Bad Boy Mowers Battle 4 Atlanta

Game Time: 11:00 AM
 Game Duration: 3:17
 Attendance: 1,185

Officials: Mike Roberts, Raymie Shyons, Bret Smith

Wisconsin - 68													Record: 4-1														
NO.	Name	Min	FG	3P	FT	Rebounds	Fouls	TP	AS	TO	ST	Blocks	+/-	Shooting By Period													
			M-A	M-A	M-A	OR	DR	TOT	PF	FD		BS		BA	1st FG%	2nd FG%	3P%	FT%	GM FG%	GM 3P%	GM FT%	GM FG%	GM 3P%	GM FT%			
5	Tyler Wahl	F 35:00	8-19	0-1	7-8	3	7	10	4	8	23	2	2	3	0	0	10	1st FG%	8-26	30.8%	3PT%	2-8	25.0%	FT%	2-5	40%	
22	Steven Crowl	F 34:49	2-6	0-2	0-1	0	6	6	0	2	4	3	0	0	1	0	-10	2nd FG%	14-29	48.3%	3PT%	4-9	44.4%	FT%	11-13	84.6%	
2	Jordan Davis	G 17:28	0-5	0-3	0-0	0	4	4	1	0	0	1	0	0	0	0	-8	3PT%	14-29	48.3%	FT%	4-9	44.4%	FT%	11-13	84.6%	
11	Max Klesmit	G 43:08	4-6	2-3	3-4	0	1	1	2	2	13	2	0	1	0	0	2	1st FG%	14-29	48.3%	FT%	4-9	44.4%	FT%	11-13	84.6%	
23	Chucky Hepburn	G 33:02	2-9	1-1	1-2	1	3	4	3	1	6	1	3	1	0	1	-3	2nd FG%	14-29	48.3%	FT%	4-9	44.4%	FT%	11-13	84.6%	
3	Connor Essegian	31:05	6-12	3-7	2-2	1	4	5	2	4	17	1	1	1	0	1	5	3PT%	14-29	48.3%	FT%	4-9	44.4%	FT%	11-13	84.6%	
14	Carter Gilmore	14:09	2-3	0-0	0-0	1	1	2	2	0	4	0	0	2	0	0	2	FT%	14-29	48.3%	FT%	4-9	44.4%	FT%	11-13	84.6%	
4	Kamari McGee	04:44	0-0	0-0	0-0	0	1	1	3	0	0	0	0	0	0	0	0	GM FG%	14-29	48.3%	FT%	4-9	44.4%	FT%	11-13	84.6%	
35	Markus Iler	04:21	0-1	0-1	0-0	0	0	0	1	0	0	0	0	0	0	0	-5	GM 3P%	14-29	48.3%	FT%	4-9	44.4%	FT%	11-13	84.6%	
10	Isaac Lindsey	07:14	0-1	0-1	1-2	0	1	1	1	1	1	0	0	0	0	0	2	FT%	14-19	73.7%	FT%	4-9	44.4%	FT%	11-13	84.6%	
Team						0			1	1	0	0			Dead Ball Rebounds: 1, 0												
Totals			24-62	6-19	14-19	6	29	35	19	18	68	10	6	8	1	2	-1										

Technical Fouls: Essegian 1st 14:12 Klesmit 2nd 5:21

Kansas - 69													Record: 6-0												
NO.	Name	Min	FG	3P	FT	Rebounds	Fouls	TP	AS	TO	ST	Blocks	+/-	Shooting By Period											
			M/A	M/A	M/A	OR DR TOT	PF FD					BS BA		1st FG%	2nd FG%	3PT%	FT%	GM FG%	GM 3P%	GM FT%	GM FG%	GM 3P%	GM FT%		
10	Jalen Wilson	F 40:01	9-20	2-6	9-14	0 14 14	1 10	29	1	3	0	0	0	-2	1st FG%	12-32	37.5%	3PT%	6-17	35.3%	FT%	3-5	60%		
24	KJ Adams, Jr.	F 32:24	2-2	0-0	2-4	3 3 6	4 2	6	1	2	1	0	0	-4	2nd FG%	12-32	37.5%	3PT%	6-17	35.3%	FT%	3-5	60%		
3	Dajuan Harris	G 38:02	2-7	1-1	0-1	2 1 3	3 3	5	7	4	3	1	1	2	3PT%	12-32	37.5%	3PT%	6-17	35.3%	FT%	3-5	60%		
4	Grady Dick	G 34:46	3-8	3-7	0-0	1 4 5	1 2	9	0	0	0	0	0	-8	FT%	12-32	37.5%	3PT%	6-17	35.3%	FT%	3-5	60%		
15	Kevin McCullar	G 36:12	7-18	3-9	1-2	4 5 9	5 2	18	3	1	1	1	0	0	1st FG%	12-32	37.5%	3PT%	6-17	35.3%	FT%	3-5	60%		
1	Joseph Yesulu	09:14	0-2	0-1	0-0	0 1 1	2 0	0	0	0	0	0	0	9	2nd FG%	12-32	37.5%	3PT%	6-17	35.3%	FT%	3-5	60%		
21	Zach Clemence	12:36	0-6	0-5	0-0	1 2 3	1 0	0	1	1	0	0	0	5	3PT%	12-32	37.5%	3PT%	6-17	35.3%	FT%	3-5	60%		
0	Bobby Pettiford	19:20	1-1	0-0	0-0	1 1 2	1 0	2	2	2	0	0	0	3	FT%	12-32	37.5%	3PT%	6-17	35.3%	FT%	3-5	60%		
11	MJ Rice	02:25	0-0	0-0	0-0	0 0 0	0 0	0	0	0	0	0	0	0	GM FG%	12-32	37.5%	3PT%	6-17	35.3%	FT%	3-5	60%		
Team						2 5 7		0	0	0				Dead Ball Rebounds: 4, 0											
Totals			24-62	9-29	12-21	14 36 50	18 19	69	15	13	5	2	1	-1											

Technical Fouls: NONE

	WIS	KAN	Points from	WIS	KAN	Period by Period Scoring				
Biggest lead	3 (1 st 14:48)	15 (2 nd 15:46)	Turnovers	13	4	1st	2nd	OT1	TOT	
Best Scoring Run	11 (2 nd 0:23)	10 (2 nd 3:40)	Paint	34	26	WIS	20	43	5	68
Lead Changes	10		Second Chance	10	11	KAN	33	30	6	69
Times Tied	8		Fast Breaks	5	7					
Time with Lead	05:35	33:15	Bench	22	2					

GAME 6: WISCONSIN 64, USC 59

Nov. 25, 2022 • Paradise Island, Bahamas • Imperial Arena



Official Basketball Box Score - Final
Southern California at Wisconsin
 11/25/22 Atlanta Resort - Imperial Arena, Paradise Island
 2022 Bad Boy Mowers Battle 4 Atlanta

Game Time: 1:00 PM
 Game Duration: 1:48
 Attendance: 510

Officials: Tony Padilla, Bert Smith, Bret Smith

Southern California - 59										Record: 4-3									
NO.	Name	Min	FG	3P	FT	Rebounds	Fouls	TP	AS	TO	ST	Blocks	+/-	Shooting By Period					
			M-A	M-A	M-A	OR DR TOT	PF FD					BS BA		1st	2nd	3rd	FT%		
24	Joshua Morgan	F 32:06	1-1	0-0	0-0	2 3 5	0 1	2	2	1	0	1	0	15	3PT%	6-13	46.2%	50.0%	
2	Reese Dixon-Waters	G 19:50	3-7	1-4	0-0	2 2 4	3 0	7	0	3	0	0	0	0	FT%	2-5	40%	40%	
5	Boogie Ellis	G 30:00	6-16	3-8	0-1	0 4 4	3 1	15	2	2	0	0	0	-1	2nd	3PT%	10-30	33.3%	
13	Drew Peterson	G 31:43	6-15	5-8	0-0	3 7 10	2 0	17	3	5	0	0	1	-11	3PT%	5-10	50.0%	50.0%	
22	Tre White	G 25:41	3-6	0-0	1-2	0 5 5	1 1	7	0	0	1	0	0	-1	FT%	0-1	0%	0%	
0	Kobe Johnson	29:04	3-7	2-3	0-1	0 3 3	0 2	8	5	1	0	0	0	-1	GM FG%	23-56	41.1%	41.1%	
30	Harrison Homery	14:14	0-2	0-2	1-2	1 1 2	3 2	1	0	0	0	0	0	-6	3PT%	11-23	47.8%	47.8%	
33	Kijani Wright	07:34	0-0	0-0	0-0	0 0 0	0 0	2	0	0	1	0	0	-18	FT%	2-6	33.3%	33.3%	
1	Malik Thomas	08:51	1-2	0-0	0-0	0 0 0	0 0	0	2	0	0	1	0	-2					
4	Oziyah Sellers	00:57	0-0	0-0	0-0	0 0 0	0 0	0	0	0	0	0	0	0					
Team						2 1 3		0	1					Dead Ball Rebounds: 1, 0					
Totals			23-56	11-23	2-6	10 26 36	14 7	59	12	14	2	5	1	-5					

Technical Fouls: Ellis 2nd 19:29

Wisconsin - 64			Record: 5-1														
NO.	NAME	Min	FG	3P	FT	Rebounds	Fouls	TP	AS	TO	ST	Blocks	+/-	Shooting By Period			
			M-A	M-A	M-A	OR DR TOT	PF FD					BS BA		1st	2nd	3rd	FT%
5	Tyler Wahl	F 35:22	6-12	0-1	2-3	1 8 9	0 6	14	3	2	0	0	2	1	1st FG%	14-28	50.0%
22	Steven Crowl	F 30:14	3-10	1-5	1-3	2 5 7	0 3	8	3	1	0	1	1	12	3PT%	7-16	43.8%
2	Jordan Davis	G 24:55	3-5	1-3	1-1	1 2 3	0 1	8	1	0	1	0	0	12	2nd FG%	12-32	37.5%
11	Max Klesmit	G 30:50	0-2	0-1	0-0	0 1 1	3 0	0	2	1	0	0	0	1	3PT%	3-8	37.5%
23	Chucky Hepburn	G 31:06	7-13	3-5	0-1	0 2 2	0 0	17	4	2	0	0	0	-6	FT%	3-6	50%
3	Connor Essegian	G 25:27	4-8	4-6	0 0	4 4 4	1 4	12	0	1	1	0	1	-1	GM FG%	25-56	44.6%
14	Carter Gilmore	G 12:19	1-3	0-1	0 0	1 1 1	1 0	2	0	0	1	0	0	0	3PT%	10-24	41.7%
35	Markus River	G 02:05	0-0	0-0	0-0	0 0 0	0 0	0	0	1	0	0	0	-4	FT%	4-8	50.0%
10	Issac Lindsey	F 07:42	1-3	1-2	0 0	0 0 0	0 0	0	0	1	0	1	1	9	Dead Ball Rebounds: 3		
Team						2 4 4	0	0	1								
Totals			25-56	10-24	4-8	6 26 32	7 14	64	13	8	6	1	5	5			

GAME 9: WISCONSIN 64, #13 MARYLAND 59

Dec. 6, 2022 • Madison, Wis. • Kohl Center



Official Basketball Box Score - Final
Maryland at Wisconsin
12/06/22 Kohl Center, Madison
2022-23 Men's Basketball

Game Time: 8:00 PM
Game Duration: 2:07

Officials: D.J. Carstensen, Larry Sciroto, Chris Beaser

Maryland - 59

Record: 8-1 (1-1)

NO. Name	Min	FG	3P	FT	Rebounds	Fouls	TP	AS	TO	ST	Blocks	BS	BA	+/
10 Julian Reese	F 31:00	4-6	0-0	2-4	1 5 6 4	4 4	10	2	3	0	2	0	2	2
24 Dontae Scott	F 34:37	3-14	2-7	1-3	1 9 10	3 6	9	2	2	1	3	1	-5	
0 Donald Carey	G 27:03	2-5	2-5	2-2	0 5 5 5	1 1	8	1	3	0	0	0	2	
1 Jahmir Young	G 29:39	6-13	3-5	2-3	3 1 4 1	1 5	17	1	3	2	0	1	-11	
13 Hakim Hart	G 31:51	2-10	1-4	0-0	3 6 9 1	2 5	2	2	2	0	0	1	-2	
2 Jahmir Long	19:11	1-2	1-2	0-0	0 1 1 2	0 2	3	1	0	0	0	0	-4	
15 Patrick Emilien	14:04	1-3	0-0	0-0	0 1 1 2	0 2	0	1	1	1	0	0	-6	
23 Ian Martinez	12:35	2-2	1-1	0-0	0 2 2 2	0 5	0	0	0	0	0	0	-1	
Team					0 0 0 0		0	0	0	0	0	0		
Totals		21-55	10-24	7-12	8 29 37	20 18	59	9	14	4	6	3	-5	

Technical Fouls: NONE

Wisconsin - 64

Record: 7-2 (1-0)

NO. Name	Min	FG	3P	FT	Rebounds	Fouls	TP	AS	TO	ST	Blocks	BS	BA	+/
5 Tyler Wahl	F 28:48	3-10	0-1	3-7	0 5 5 5	5 5	9	3	3	1	2	3	6	
22 Steven Crowl	F 29:23	4-7	0-3	4-6	0 6 6 3	1 12	3	1	1	0	0	0	-4	
2 Jordan Davis	G 22:58	3-5	1-3	1-2	1 0 6 6	2 3	8	0	0	1	0	0	4	
11 Max Klesmit	G 34:27	2-6	1-3	2-2	0 3 3 2	3 7	2	1	2	0	1	1	-1	
23 Chucky Hepburn	G 36:20	4-8	2-4	3-3	0 4 4 3	3 13	2	2	1	0	1	1	8	
3 Connor Essegian	22:06	2-7	2-5	2-2	0 1 1 0	2 8	3	0	1	0	1	0	7	
14 Carter Gilmore	23:27	2-4	1-2	2-5	0 0 3 3	3 7	1	1	1	0	1	0	5	
4 Kamari McGee	02:31	0-0	0-0	0-0	0 0 0 0	0 0	0	0	0	0	0	0	0	
Team					2 0 2		0	0	0	0	0	0		
Totals		20-47	7-21	17-27	3 27 30	18 20	64	14	8	7	3	6	5	

Technical Fouls: NONE

Biggest lead	MD	UW
	1 (2 nd 18:43)	12 (1 st 7:21)
Best Scoring Run	11 (1 st 3:08)	8 (2 nd 6:31)
Lead Changes	8	
Times Tied	5	
Time with Lead	03:17	32:51

Points from	MD	UW
Turnovers	7	5
Paint	18	24
Second Chance	4	7
Fast Breaks	9	10
Bench	10	15

Period by Period Scoring	1st	2nd	TOT
MD	29	30	59
UW	31	33	64

Shooting By Period	1 st FG%	2 nd FG%	3 rd FG%	4 th FG%	5 th FG%
1 st FG%	12-28	42.9%			
2 nd FG%	9-27	33.3%			
3 rd FG%	5-11	45.5%			
4 th FG%	7-11	63.6%			
5 th FG%	21-55	38.2%			
3PT%	10-24	41.7%			
FT%	7-12	58.3%			
Dead Ball Rebounds:	1				

GAME 10: WISCONSIN 78, IOWA 75 (OT)

Dec. 11, 2022 • Iowa City, Iowa • Carver-Hawkeye Arena



Official Basketball Box Score - Final
Wisconsin at Iowa
12/11/22 Carver-Hawkeye Arena, Iowa City
2022-23 Men's Basketball

Game Time: 5:31 PM
Game Duration: 2:10
Attendance: 12,430

Officials: Larry Sciroto, Bill Ek, Brooks Wells

Wisconsin - 78

Record: 8-2 (2-0)

NO. Name	Min	FG	3P	FT	Rebounds	Fouls	TP	AS	TO	ST	Blocks	BS	BA	+/
5 Tyler Wahl	F 40:05	9-14	1-2	2-5	1 6 7 4	6 4	21	3	4	4	0	0	6	
22 Steven Crowl	F 27:36	6-11	0-3	0-1	0 6 6 3	3 1	12	7	2	0	1	1	-1	
2 Jordan Davis	G 22:48	2-4	1-3	0-0	0 2 2 2	2 0	5	0	0	0	0	0	8	
11 Max Klesmit	G 30:20	3-5	1-2	0-0	0 2 2 3	0 7	2	1	1	0	0	0	10	
23 Chucky Hepburn	G 41:14	4-12	1-3	2-3	0 6 6 3	5 11	4	0	4	0	1	1	5	
3 Connor Essegian	32:15	5-11	2-6	2-2	0 6 6 0	2 14	1	3	1	0	0	0	-8	
14 Carter Gilmore	21:22	4-7	0-2	0-0	3 1 4 3	1 8	0	1	1	0	0	0	1	
4 Kamari McGee	03:47	0-1	0-1	0-0	0 0 0 0	0 0	0	0	0	1	0	0	-2	
10 Isaac Lindsey	04:46	0-0	0-0	0-0	0 0 0 0	0 0	0	0	0	0	0	0	-2	
35 Markus Iver	00:47	0-0	0-0	0-0	0 0 0 0	0 0	0	0	0	0	0	0	-2	
Team					0 0 0		0	0	0	0	0	0		
Totals		33-65	6-22	6-11	4 29 33	18 16	78	17	11	12	1	2	3	

Technical Fouls: NONE

Iowa - 75

Record: 7-3 (0-1)

NO. Name	Min	FG	3P	FT	Rebounds	Fouls	TP	AS	TO	ST	Blocks	BS	BA	+/
0 Filip Rebraca	F 38:13	4-7	0-0	2-3	3 5 8 4	4 4	10	4	3	0	1	0	2	
22 Patrick McCaffery	F 33:12	8-16	3-8	5-6	2 5 7 1	5 24	0	1	1	1	0	0	-1	
5 Dasonte Bowen	G 20:13	1-3	0-1	0-0	1 3 4 2	1 2	4	3	1	0	0	0	3	
13 Tony Perkins	G 43:38	7-15	1-3	2-3	1 5 6 3	4 17	3	4	1	0	1	0	-2	
30 Connor McCaffery	G 41:29	6-14	2-8	3-3	2 8 10	2 3	17	5	3	0	0	0	-2	
20 Payton Sandfort	23:07	0-7	0-5	2-2	0 3 3 3	1 2	0	1	1	0	0	0	-1	
4 Josh Dix	15:14	0-1	0-1	0-0	0 1 1 0	0 0	0	1	0	1	0	0	-5	
14 Carter Kingsbury	09:54	1-1	1-1	0-0	0 1 1 0	0 0	3	1	0	0	0	0	-9	
Team					1 1 2		0	0	0	0	0	0		
Totals		27-64	7-27	14-17	10 32 42	17 18	75	18	15	8	2	1	-3	

Technical Fouls: Coach 2nd 4:13

Biggest lead	WIS	IOWA
	8 (2 nd 2:13)	6 (2 nd 16:38)
Best Scoring Run	9 (2 nd 6:39)	11 (1 st OT 4:22)
Lead Changes	6	
Times Tied	6	
Time with Lead	28:28	13:43

Points from	WIS	IOWA
Turnovers	13	8
Paint	52	36
Second Chance	4	12
Fast Breaks	2	10
Bench	22	5

Period by Period Scoring	1st	2nd	OT1	TOT
WIS	27	33	18	78
IOWA	27	33	15	75

Shooting By Period	1 st FG%	2 nd FG%	3 rd FG%	4 th FG%	5 th FG%
1 st FG%	10-27	37.0%			
2 nd FG%	4-15	26.7%			
3 rd FG%	3-5	60%			
4 th FG%	12-27	44.4%			
5 th FG%	3-11	27.3%			
3PT%	6-6	100%			
OT FG%	5-10	50.0%			
3PT%	0-1	0.0%			
FT%	5-8	63.3%			
GM FG%	27-64	42.2%			
3PT%	7-27	25.9%			
FT%	14-17	82.4%			
Dead Ball Rebounds:	1				

GAME 11: #22 WISCONSIN 78, LEHIGH 56

Dec. 11, 2022 • Madison, Wis. • Kohl Center



Official Basketball Box Score - Final
Lehigh at Wisconsin
12/15/22 Kohl Center, Madison
2022-23 Men's Basketball

Game Time: 6:00 PM
Game Duration: 1:43
Attendance: 12,760

Officials: Courtney Green, Eric Curry, Deldre Carr

Lehigh - 56

Record: 4-5

NO. Name	Min	FG	3P	FT	Rebounds	Fouls	TP	AS	TO	ST	Blocks	BS	BA	+/
0 Jakob Alamedun	F 30:32	2-5	0-0	0-0	0 5 5 5	1 2	4	2	3	1	2	0	-25	
35 Dominic Parolin	C 34:56	3-7	0-1	0-0	2 3 5 3	0 6	1	2	2	1	0	0	-14	
5 Evan Taylor	G 33:15	7-10	2-3	2-2	2 2 2 2	1 18	1	3	0	0	0	0	-8	
13 Keith Higgins Jr.	G 33:18	7-11	1-4	0-0	0 2 2 1	1 15	0	0	0	0	0	0	-18	
22 Tyler Whitney-Sidney	G 30:21	4-8	0-1	0-0	4 4 1 1	2 8	2	3	1	0	0	0	-20	
55 Jalin Sinclair	05:56	0-1	0-0	0-0	1 1 0 0	0 0	0	1	1	0	0	0	3	
4 Reed Fenton	13:04	0-3	0-2	0-0	0 0 0 0	2 0	0	1	0	0	0	0	-12	
23 Bube Moham	03:09	1-2	0-0	0-0	1 0 1 1	0 2	0	0	0	0	0	0	-7	
2 Jake Betlow	10:25	1-3	1-3	0-0	0 0 0 0	0 0	3	1	1	1	0	0	-7	
25 Ben Knostman	02:40	0-0	0-0	0-0	0 0 0 0	0 0	0	0	0	0	0	0	-1	
21 Burke Chebuhar	02:15	0-1	0-1	0-0	0 0 0 0	0 0	0	0	0	0	0	0	-1	
11 Brendan Reed	00:03	0-0	0-0	0-0	0 0 0 0	0 0	0	0	0	0	0	0	0	
20 Jaysen Saigal	00:03	0-0	0-0	0-0	0 0 0 0	0 0	0	0	0	0	0	0	0	
44 Tommy Conniff	00:03	0-0	0-0	0-0	0 0 0 0	0 0	0	0	0	0	0	0	0	
Team					0 0 0		0	0	0	0	0	0		
Totals		25-51	4-14	2-2	3 17 22	11 6	56	9	13	6	3	1	-22	

Technical Fouls: NONE

Wisconsin - 78

Record: 9-2

NO. Name	Min	FG	3P	FT	Rebounds	Fouls	TP	AS	TO	ST	Blocks	BS	BA	+/
		M-A	M-A	M-A	OR DR TOT	PF BS BA								
5 Tyler Wahl	F 31:50	5-11	1-1	2-4	2 5 7 0	5 13	4	3	2	0	1	2	24	
22 Steven Crowl	F 26:49	6-11	1-1	2-2	2 3 5 0	2 15	4	2	1	0	0	0	13	
2 Jordan Davis	G 25:19	5-8	4-6	0-0	0 5 5 0	0 14	0	0	0	0	1	1	17	
11 Max Klesmit	G 29:19	3-5	2-3	0-0	0 1 1 1	0 8	3	1	1	0	0	0	29	
23 Chucky Hepburn	G 26:28	4-6	0-0	0-0	1 0 1 2	1 8	3	1	0	0	0	0	13	
3 Connor Essegian	20:08	5-10	3-7	0-0	2 4 6 1	2 13	0	1	1	0	0	0	-1	
14 Carter Gilmore	16:21	2-6	0-1	1-2	3 2 5 0	1 5	0	0	0	0	0	1	6	
4 Kamari McGee	11:53	0-1	0-0	0-0	0 1 1 2	0 0	2	1	1	0	0	0	10	
10 Isaac Lindsey	01:56	0-0	0-0	0-0	0 0 0 0	0 0	0	0	0	0	0	0	1	
35 Markus Iver	02:45	1-1	0-0	0-0	0 0 0 0	0 2	0	0	0	0	0	0	0	
21 Chris Hodges	02:15	0-0	0-0	0-0	0 0 0 0	0 0	0	0	0	0	0	0	1	
13 Justin Taphorn	01:39	0-0	0-0	0-0	0 0 0 0	0 0	0	0	0	0	0	0	-1	
15 Isaac Gard	01:39	0-1	0-1	0-0	0 0 0 0	0 0	0	0	0	0	0	0	-1	
30 Ross Cardolino	01:39	0-0	0-0	0-0	0 1 1 0	0 0	0	0	0	0	0	0	-1	
Team				1	1 2		0	1	0					
Totals		31-60	11-21	5-8	11 23 34	6 11	78	16	10	6	1	3	22	

GAME 13: #14 WISCONSIN 63, MINNESOTA 60

Jan. 3, 2023 • Madison, Wis. • Kohl Center



Official Basketball Box Score - Final
Minnesota at Wisconsin
 01/03/23 Kohl Center, Madison
 2022-23 Men's Basketball

Game Time: 8:00 PM
 Game Duration: 1:50
 Attendance: 13,850

Officials: Larry Scrotto, Earl Walton, LaMar Simpson

Minnesota - 60 Record: 6-7 (0-3)

NO. Name	Min	FG M-A	3P M-A	FT M-A	Rebounds OR DR TOT	Fouls PF FO	TP	AS	TO	ST	Blocks BS BA	+/-
1 Joshua Ola-Joseph	F 23:47	3-5	0-0	0-0	2 3 5	1 1	6	0	1	1	0	-11
3 Dawson Garcia	F 32:41	5-13	0-3	4-5	3 6 9	2 4	14	0	3	0	0	4
10 Jamison Battle	F 40:00	5-15	2-7	1-1	1 8 9	0 3	13	0	6	1	0	-3
0 Taurus Samuels	G 15:21	0-0	0-0	0-0	2 2 2	1 0	0	1	0	1	0	-13
5 Talon Cooper	G 35:06	7-15	2-2	0-0	2 2 2	1 2	16	3	6	0	2	-4
21 Pharrrel Payne	22:45	3-4	0-0	2-5	1 2 3	2 4	8	1	1	0	0	1
4 Braeden Carrington	18:36	1-2	0-0	1 2 3	0 0	3 1	2	0	0	0	0	7
24 Jaden Henley	11:44	0-1	0-0	0-0	1 3 4	0 1	0	1	1	2	0	0
Team					2 1 3	0	0	0	0	0	0	
Totals		24-55	5-14	7-11	11 29 40	10 15	60	7	20	5	2	-3

Technical Fouls: Ola-Joseph 2nd 16:43

Shooting By Period	1 st FG%	2 nd FG%	3 rd FG%	4 th FG%	5 th FG%
1 st FG%	11-28	39.3%			
2 nd FG%	15-27	55.6%			
3 rd FG%	13-27	48.1%			
4 th FG%	10-20	50.0%			
5 th FG%	5-8	62.5%			
GMFG%	24-55	43.6%			
3PT%	5-14	35.7%			
FT%	7-11	63.6%			

Dead Ball Rebounds: 1, 1

Wisconsin - 63 Record: 11-2 (3-0)

NO. Name	Min	FG M-A	3P M-A	FT M-A	Rebounds OR DR TOT	Fouls PF FO	TP	AS	TO	ST	Blocks BS BA	+/-
5 Tyler Wahl	F 08:50	1-5	0-1	0-0	0 2 2	0 0	2	0	0	0	1	-3
22 Steven Crowl	F 30:25	8-13	1-2	0-1	1 4 5	3 2	17	1	3	2	0	7
2 Jordan Davis	G 27:39	3-5	1-3	0-0	1 7 8	2 0	7	0	1	0	0	-2
11 Max Klesmit	G 34:58	2-8	1-4	0-0	1 1 2	3 0	5	3	2	3	1	5
23 Chucky Hepburn	G 34:12	5-11	3-4	3-3	0 2 2	1 5	16	4	1	5	0	12
3 Connor Essegian	19:42	3-7	1-3	4-5	0 4 4	1 2	11	0	1	2	0	-5
14 Carter Gilmore	29:53	1-3	0-0	0-0	0 0 0	4 1	2	1	0	1	0	-3
4 Kamari McGee	03:30	0-0	0-0	0-0	0 0 0	0 0	0	0	0	0	0	-1
35 Markus Iver	10:52	1-3	1-3	0-0	0 2 2	1 0	3	0	0	0	0	5
Team					0 0 0	0	0	1	0	0	0	
Totals		24-55	8-20	7-9	2 22 24	15 10	63	9	9	13	2	3

Technical Fouls: NONE

Shooting By Period	1 st FG%	2 nd FG%	3 rd FG%	4 th FG%	5 th FG%
1 st FG%	13-28	46.4%			
2 nd FG%	11-27	40.7%			
3 rd FG%	13-27	48.1%			
4 th FG%	10-20	50.0%			
5 th FG%	5-8	62.5%			
GMFG%	24-55	43.6%			
3PT%	8-20	40.0%			
FT%	7-9	77.8%			

Dead Ball Rebounds: 1, 1

UM	UW
Biggest lead	4 (1 st 11:10) 15 (2 nd 16:17)
Best Scoring Run	11 (2 nd 8:34) 15 (2 nd 17:56)
Lead Changes	6
Times Tied	6
Time with Lead	03:07 28:06

Points from	UM	UW
Turnovers	5	21
Paint	28	32
Second Chance	12	0
Fast Breaks	2	5
Bench	11	16

Period by Period Scoring	1st	2nd	TOT
UM	26	34	60
UW	32	31	63

GAME 14: ILLINOIS 79, #14 WISCONSIN 69

Jan. 7, 2023 • Champaign, Ill. • State Farm Center



Official Basketball Box Score - Final
Wisconsin at Illinois
 01/07/23 State Farm Center, Champaign, Ill.
 2022-23 Men's Basketball

Game Time: 12:30 PM
 Game Duration: 2:03
 Attendance: 15,544

Officials: D.J. Carstensen, Kelly Pfeiler, Lewis Garrison

Wisconsin - 69 Record: 11-3 (3-1)

NO. Name	Min	FG M-A	3P M-A	FT M-A	Rebounds OR DR TOT	Fouls PF FO	TP	AS	TO	ST	Blocks BS BA	+/-
14 Carter Gilmore	F 30:36	2-3	0-0	0-1	3 4 7	3 2	4	1	1	0	0	-7
22 Steven Crowl	F 28:35	9-18	1-7	1-2	4 8 12	3 3	20	3	2	0	1	-11
2 Jordan Davis	G 26:15	2-4	1-3	0-1	0 4 4	3 1	5	0	0	0	0	-1
11 Max Klesmit	G 33:13	4-9	2-5	1-3	1 3 4	4 3	11	1	0	2	1	-11
23 Chucky Hepburn	G 36:12	8-18	3-7	3-5	0 3 3	2 4	22	7	3	4	0	-5
35 Markus Iver	18:41	1-6	0-3	0-0	1 2 3	0 0	2	0	0	0	0	-2
3 Connor Essegian	22:40	2-5	1-3	0-0	0 0 0	3 1	5	0	2	0	0	-4
4 Kamari McGee	02:29	0-1	0-0	0-0	0 0 0	1 0	0	0	1	0	0	-9
21 Chris Hodges	01:19	0-0	0-0	0-0	1 0 1	2 0	0	0	0	0	0	0
Team					0 0 0	0	0	0	0	0	0	
Totals		28-64	8-29	5-12	10 24 34	21 14	69	12	9	6	2	-10

Technical Fouls: NONE

Shooting By Period	1 st FG%	2 nd FG%	3 rd FG%	4 th FG%	5 th FG%
1 st FG%	11-27	40.7%			
2 nd FG%	17-37	45.9%			
3 rd FG%	4-15	26.7%			
4 th FG%	4-9	44.4%			
5 th FG%	28-64	43.8%			
GMFG%	69-149	46.3%			
3PT%	8-29	27.6%			
FT%	5-12	41.7%			

Dead Ball Rebounds: 2, 0

Illinois - 79 Record: 10-5 (1-3)

NO. Name	Min	FG M-A	3P M-A	FT M-A	Rebounds OR DR TOT	Fouls PF FO	TP	AS	TO	ST	Blocks BS BA	+/-	
24 Matthew Mayer	F 29:52	2-5	0-2	5-6	2 4 6	3 5	10	3	0	0	2	0	8
33 Coleman Hawkins	F 32:34	7-11	6-9	0-0	0 5 5	2 0	20	1	2	0	0	7	
42 Dain Dainja	F 24:11	2-6	0-0	0-2	2 4 6	2 5	4	1	1	0	3	5	
0 Terrence Shannon Jr.	G 31:19	7-11	1-2	9-12	0 8 8	4 7	24	3	2	1	1	0	5
1 Sencire Harris	G 15:16	0-2	0-0	0-0	0 0 0	1 1	0	2	0	3	0	13	
3 Jayden Egge	29:22	5-8	2-3	3-4	1 2 3	1 2	15	2	4	1	0	0	3
15 RJ Melendez	24:31	1-6	0-3	2-2	1 5 6	1 1	4	2	0	0	0	1	4
20 Ty Rodgers	12:55	1-4	0-0	0-0	1 2 3	0 0	2	0	1	0	0	0	5
Team					0 0 0	0	0	0	0	0	0		
Totals		25-53	10-19	19-26	7 30 37	14 21	79	14	10	5	6	2	10

Technical Fouls: NONE

WIS	ILL
Biggest lead	5 (1 st 14:11) 15 (2 nd 5:34)
Best Scoring Run	6 (2 nd 13:26) 11 (1 st 1:12)
Lead Changes	3
Times Tied	2
Time with Lead	14:12 23:15

Points from	WIS	ILL
Turnovers	15	9
Paint	38	26
Second Chance	10	4
Fast Breaks	5	7
Bench	7	21

Period by Period Scoring	1st	2nd	TOT
WIS	27	42	69
ILL	30	49	79

GAME 15: MICHIGAN STATE 69, #18 WISCONSIN 65

Jan. 10, 2023 • Madison, Wis. • Kohl Center



Official Basketball Box Score - Final
Michigan St. at Wisconsin
 01/10/23 Kohl Center, Madison
 2022-23 Men's Basketball

Game Time: 6:00 PM
 Game Duration: 2:00
 Attendance: 14,260

Officials: Rob Riley, Chris Beaver, Brooks Weiss

Michigan St. - 69 Record: 12-4 (4-1)

NO. Name	Min	FG M-A	3P M-A	FT M-A	Rebounds OR DR TOT	Fouls PF FO	TP	AS	TO	ST	Blocks BS BA	+/-
10 Joey Hauser	F 36:07	6-8	2-3	6-6	2 6 8	2 3	20	0	2	0	0	5
22 Macy Sisoko	C 22:31	3-3	0-0	0-0	0 11 11	4 1	6	0	1	0	0	5
2 Tyson Walker	G 35:47	4-9	3-3	2-2	0 0 0	0 5	13	1	1	1	0	5
3 Jaden Atkins	G 20:13	4-8	2-4	2-2	0 1 1	2 2	12	0	4	1	0	-2
11 A.J. Hoggard	G 29:13	3-8	0-1	4-4	0 4 4	2 2	10	8	2	0	0	15
0 Jaxon Kohler	04:12	0-0	0-0	0-0	0 0 0	0 1	0	0	0	0	0	-3
25 Malik Hall	27:03	3-6	0-1	2-3	0 5 5	0 2	8	0	1	0	0	-4
1 Pierre Brooks	03:53	0-1	0-0	0-0	0 0 0	0 1	0	0	0	0	0	-1
5 Tre Holloman	09:15	0-1	0-0	0-0	0 1 1	0 0	0	1	2	0	0	-11
15 Carson Cooper	11:46	0-0	0-0	0-0	1 1 2	1 2	0	0	1	2	0	-1
Team					1 0 1	0	0	1				
Totals		23-44	7-13	16-17	4 29 33	12 18	69	10	14	3	3	1 4

Technical Fouls: NONE

Shooting By Period	1 st FG%	2 nd FG%	3 rd FG%	4 th FG%	5 th FG%
1 st FG%	11-23	47.8%			
2 nd FG%	12-21	57.1%			
3 rd FG%	10-11	90.9%			
4 th FG%	10-11	90.9%			
5 th FG%	16-17	94.1%			
GMFG%	23-44	52.3%			
3PT%	7-13	53.8%			
FT%	16-17	94.1%			

Dead Ball Rebounds: 2, 0

Wisconsin - 65 Record: 11-4 (3-2)

NO. Name	Min	FG	3P	FT	Rebounds		Fouls	TP	AS	TO	ST	Blocks	+/-
		M-A	M-A	M-A	OR	DR	PF	FO	AS	TO	ST	BS	
14 Carter Gilmore	F 28:41	2-3	1-1	0-0	0	1	1	3	5	1	0	0	0
22 Steven Crowl	F 34:08	9-17	1-3	0-1	0	3	3	2	2	19	2	1	0
2 Jordan Davis	G 22:20	0-2	0-1	0-0	1	2	3	2	1	0	0	0	1
11 Max Klesmit	G 28:53	2-7	1-5	2-2	0	2	2	4	3	7	0	1	2
23 Chucky Hepburn	G 33:23	4-11	2-6	4-5	1	2	3	4	4	14	5	3	2
10 Isaac Lindsey	07:45	0-2	0-1	0-0	0	4	4	2	0	0	0	0	0
3 Connor Essegian	27:40	5-7	3-4	0-0	1	0	1	0	1	13	0	0	1
21 Chris Hodges	03:53	1-1	0-0	0-0	0	0	0	1	2	0	0	0	0
35 Markus Iver	13:17	2-5	1-2	0-0	0	1	1	1	0	5	1	0	0
Team					0	0	0			0	0		
Totals		25-55	9-23	6-8	3	15	18	12	85	9	5	6	1

GAME 17: WISCONSIN 63, PENN STATE 60

Jan. 17, 2023 • Madison, Wis. • Kohl Center



Official Basketball Box Score - Final
Penn St. at Wisconsin
01/17/23 Kohl Center, Madison
2022-23 Men's Basketball

Game Time: 7:30 PM
Game Duration: 1:54
Attendance: 14,236

Officials: Brian Dorsey, Michael Irving, Eric Curry

Penn St. - 60

Record: 12-6 (3-4)

NO. Name	Min	FG M-A	3P M-A	FT M-A	Rebounds OR DR TOT	Fouls PF RD	TP	AS	TO	ST	Blocks BS BA	+/-
1 Seth Lundy	F 22:00	1-3	0-1	0-0	0 1 1	4 0	2	1	2	1	1 0	-9
3 Kebba Njie	F 16:56	0-1	0-0	0-0	0 2 2	3 1	0	1	2	0	1 0	-9
10 Andrew Funk	G 37:36	4-11	3-8	5-5	1 1 2	0 4	16	1	0	0	0 0	-6
11 Camren Wynter	G 24:47	2-6	1-2	1-2	0 2 2	4 1	6	0	1	0	0 0	-11
22 Jalen Pickett	G 40:00	8-15	1-3	2-4	2 10 12	3 4	19	6	3	0	0 1	-3
2 Myles Dread	27:36	4-7	3-6	0-0	0 5 5	2 0	11	0	1	1	0 4	4
0 Kanye Clary	09:45	0-1	0-0	0-0	0 3 3	1 0	0	1	0	0	0 0	8
12 Evan Mahaffey	21:19	3-5	0-0	0-0	1 3 4	4 3	6	0	1	1	2 1	11
Team					0 1 1	0	0	0	0	0	0	
Totals		22-49	9-20	8-11	4 28 32	21 13	60	10	10	3	5 2	-3

Technical Fouls: NONE

Shooting By Period	1st FG%	2nd FG%	3rd FG%	GMFG%
1st FG%	5.9 55.6%	5.8 62.5%	9.24 37.5%	3.3 100%
2nd FG%	3.11 27.3%	3.3 100%	22.49 44.9%	6.20 40.0%
3rd FG%	8.11 72.7%			

Dead Ball Rebounds: 1, 0

Wisconsin - 63

Record: 12-5 (4-3)

NO. Name	Min	FG M-A	3P M-A	FT M-A	Rebounds OR DR TOT	Fouls PF RD	TP	AS	TO	ST	Blocks BS BA	+/-
5 Tyler Wahl	F 32:50	3-10	1-1	3-6	2 3 5	3 7	10	2	1	1	1 3	4
22 Steven Crowl	F 33:24	9-16	1-3	2-4	1 10 11	1 3	21	2	1	0	0 0	5
3 Connor Essegian	G 33:20	4-7	2-4	0-0	0 3 3	3 3	10	0	0	1	0 0	0
11 Max Klesmit	G 09:47	1-4	1-3	0-0	0 1 1	2 0	3	0	0	0	0 1	-7
23 Chucky Hepburn	G 34:37	3-7	2-2	5-6	0 0 0	1 6	13	3	3	1	0 0	8
10 Isaac Lindsey	10:16	1-3	0-1	0-0	0 0 0	2 0	2	0	0	0	0 0	-8
14 Carter Gilmore	13:46	0-0	0-0	0-0	1 1 2	0 1	0	0	0	0	1 0	-3
2 Jordan Davis	29:15	2-7	0-3	0-0	1 5 6	1 1	4	1	0	0	0 0	-1
4 Kamari McGee	02:45	0-0	0-0	0-0	0 0 0	0 0	0	0	0	0	0 0	9
Team					3 1 4	0	0	1	0	0	0	
Totals		23-54	7-17	10-16	8 24 32	13 21	63	8	6	3	2 5	3

Technical Fouls: NONE

Shooting By Period	1st FG%	2nd FG%	3rd FG%	GMFG%
1st FG%	12.31 38.7%	3.3 33.3%	3.5 60%	11.23 47.8%
2nd FG%	7.11 63.6%	23.54 42.6%	7.17 41.2%	10.16 62.5%

Dead Ball Rebounds: 1, 1

	PSU	UW
Biggest lead	7 (1 st 1:01)	4 (2 nd 12:12)
Best Scoring Run	5 (1 st 9:56)	8 (2 nd 16:04)
Lead Changes	8	
Times Tied	8	
Time with Lead	17:31	17:26

Points from Turnovers	PSU	UW
Paint	24	28
Second Chance	4	
Fast Breaks	0	4
Bench	17	6

Period by Period Scoring	1st	2nd	TOT
PSU	36	24	60
UW	30	33	63

GAME 18: NORTHWESTERN 66, WISCONSIN 63

Jan. 23, 2023 • Evanston, Ill. • Welsh-Ryan Areen



Official Basketball Box Score - Final
Wisconsin at Northwestern
01/23/23 Welsh-Ryan Areen, Evanston, IL
2022-23 Men's Basketball

Game Time: 5:30 PM
Game Duration: 2:04
Attendance: 4,218

Officials: Kelly Pfeifer, Rob Kuerneman, Rob Riley Sr.

Wisconsin - 63

Record: 12-6 (4-4)

NO. Name	Min	FG M-A	3P M-A	FT M-A	Rebounds OR DR TOT	Fouls PF RD	TP	AS	TO	ST	Blocks BS BA	+/-
5 Tyler Wahl	F 35:01	4-10	1-4	2-5	1 4 5	4 10	11	3	4	0	0 0	7
41 Steven Crowl	F 32:31	3-7	0-3	2-4	1 8 9	2 5	8	3	0	1	0 0	-3
3 Connor Essegian	G 34:53	3-11	2-9	2-2	0 4 4	1 1	10	2	1	0	0 0	2
23 Chucky Hepburn	G 33:22	4-16	3-9	1-3	1 0 1	1 5	12	5	0	1	0 1	-8
10 Isaac Lindsey	05:22	0-1	0-0	0-0	0 1 1	1 0	0	0	0	0	0 0	-4
14 Carter Gilmore	09:27	1-1	0-0	2-2	0 2 2	1 1	4	1	0	0	0 0	-6
35 Markus Iwer	05:11	0-0	0-0	0-0	0 0 0	0 2	0	1	0	0	0 0	-8
4 Kamari McGee	06:38	1-1	1-1	0-0	0 1 1	2 0	3	0	0	0	0 0	5
Team					2 1 3	0	2					
Totals		22-57	10-31	9-16	10 22 32	19 22	63	16	7	3	1 1	-3

Technical Fouls: NONE

Northwestern - 66

Record: 13-5 (4-3)

NO. Name	Min	FG M-A	3P M-A	FT M-A	Rebounds OR DR TOT	Fouls PF RD	TP	AS	TO	ST	Blocks BS BA	+/-
31 Robbie Beran	F 25:38	2-4	1-2	2-2	1 2 3	2 1	7	0	0	1	0 0	0
34 Matthew Nicholson	C 24:19	1-3	0-0	5-6	1 5 6	4 4	7	1	2	0	0 1	-3
0 Boo Buie	G 36:37	7-15	1-4	5-6	0 7 7	3 7	20	5	1	1	0 0	1
1 Chase Audige	G 38:35	6-15	2-5	2-2	1 2 3	4 3	16	0	0	0	0 0	3
3 Ty Berry	G 27:20	1-3	0-0	0-0	0 5 5	3 0	2	0	1	0	0 0	5
5 Julian Roper II	08:18	2-2	1-1	0-0	0 0 0	0 0	5	0	0	1	0 0	2
10 Tydus Verhoeven	05:07	0-1	0-0	0-0	1 0 1	5 1	0	1	1	1	0 0	-2
13 Brooks Barnhizer	29:33	3-8	1-4	2-2	2 3 5	0 1	9	2	0	0	0 0	6
53 Roy Dixon III	00:08	0-0	0-0	0-0	0 0 0	0 0	0	0	0	0	0 0	-2
2 Nick Martinelli	04:25	0-0	0-0	0-0	1 0 1	0 2	0	0	0	0	0 0	2
Team					1 3 4	0	1					
Totals		22-51	6-16	16-18	8 27 35	22 19	66	9	6	3	1 1	3

Technical Fouls: NONE

	UW	NU
Biggest lead	4 (2 nd 15:48)	8 (1 st 6:29)
Best Scoring Run	10 (2 nd 17:31)	7 (1 st 11:34)
Lead Changes	17	
Times Tied	11	
Time with Lead	08:21	25:26

Points from Turnovers	UW	NU
Paint	22	24
Second Chance	11	6
Fast Breaks	2	2
Bench	7	14

Period by Period Scoring	1st	2nd	TOT
UW	26	37	63
NU	32	34	66

GAME 19: MARYLAND 73, WISCONSIN 55

Jan. 25, 2023 • College Park, Md. • XFINITY Center



Official Basketball Box Score - Final
Wisconsin at Maryland
01/25/23 XFINITY Center, College Park
2022-23 Men's Basketball

Game Time: 7:00 PM
Game Duration: 1:48
Attendance: 14,407

Officials: Brian Dorsey, Doug Simmons, Deldre Carr

Wisconsin - 55

Record: 12-7 (4-5)

NO. Name	Min	FG M-A	3P M-A	FT M-A	Rebounds OR DR TOT	Fouls PF RD	TP	AS	TO	ST	Blocks BS BA	+/-
5 Tyler Wahl	F 32:18	6-13	0-0	1-1	1 3 4	1 3	13	3	1	0	0 1	-16
22 Steven Crowl	F 28:59	4-7	1-3	2-2	0 2 2	1 4	11	1	3	1	0 1	-9
2 Jordan Davis	G 29:55	1-5	1-4	0-0	1 3 4	2 0	3	2	0	0	0 0	-18
3 Connor Essegian	G 34:57	6-12	4-6	3-4	1 3 4	2 2	19	0	2	0	0 1	-14
23 Chucky Hepburn	G 25:17	1-3	1-1	0-0	0 1 1	4 1	3	4	0	0	1 0	-12
14 Carter Gilmore	22:37	3-5	0-1	0-0	0 0 0	0 0	6	1	0	0	0 0	-9
4 Kamari McGee	08:33	0-4	0-1	0-0	0 0 0	0 0	0	0	0	1	0 1	0
10 Isaac Lindsey	11:56	0-3	0-1	0-0	0 2 2	3 0	0	0	1	0	1 1	-9
21 Chris Hodges	04:28	0-1	0-0	0-0	0 0 0	0 0	0	0	0	0	0 0	0
35 Markus Iwer	01:00	0-0	0-0	0-0	1 0 1	0 0	0	0	0	0	0 0	-3
Team					3 1 4	0	1					
Totals		21-53	7-17	6-7	7 15 22	14 10	55	11	8	2	2 5	-18

Technical Fouls: Davis 1st 4:57

Shooting By Period	1st FG%	2nd FG%	3rd FG%	GMFG%
1st FG%	11.23 47.8%	5.9 55.6%	1-2 50%	10.30 33.3%
2nd FG%	3.3 33.3%	2.8 25.0%	2.5 100%	5.5 39.6%
3rd FG%	7.17 41.2%	6.7 85.7%		

Dead Ball Rebounds: 2, 0

Maryland - 73

Record: 13-7 (4-5)

NO. Name	Min	FG M-A	3P M-A	FT M-A	Rebounds OR DR TOT	Fouls PF RD	TP	AS	TO	ST	Blocks BS BA	+/-
10 Julian Reese	F 23:23	7-8	0-0	0-1	0 3 3	4 2	14	1	3	1	1 0	12
24 Dontia Scott	F 37:29	5-9	2-3	2-3	4 7 11	0 2	14	0	0	1	1 0	16
0 Donald Carey	G 24:45	0-5	0-1	2-2	0 0 0	1 1	2	0	0	1	0 0	10
1 Jahmir Young	G 36:48	8-15	2-5	4-4	2 6 8	0 5	22	5	3	0	1 2	16
13 Hakim Hart	G 37:27	6-9	1-3	0-0	0 1 1	1 1	13	8	1	1	0 0	17
2 Jahari Long	03:12	0-0	0-0	0-0	0 0 0	0 0	0	1	0	0	0 0	2
23 Ian Martinez	15:15	0-2	0-1	1-2	0 3 3	2 2	1	0	0	0	0 0	8
15 Patrick Emilien	17:08	1-1	0-0	2-2	1 3 4	2 1	4	0	1	1	2 0	2
11 Noah Batchelor	02:33	1-1	1-1	0-0	0 0 0	0 0	3	0	0	0	0 0	1
20 Ike Cornish	01:00	0-0	0-0	0-0	0 0 0	0 0	0	0	0	0	0 0	3
35 Caelum Swanton-Rodger	01:00	0-0	0-0	0-0	0 1 1	0 0	0	0	0	0	0 0	3
Team					1 0 1	0	0					
Totals		28-50	6-14	11-14	8 24 32	10 14	73	15	8	5	5 2	18

Technical Fouls: NONE

	WISC	Terps
Biggest lead	4 (1 st 18:49)	18 (2 nd 0:46)
Best Scoring Run	5 (1 st 0:23)	12 (1 st 2:11)
Lead Changes	5	
Times Tied	6	
Time with Lead	06:52	30:24

Points from Turnovers	WISC	Terps
Paint	22	38
Second Chance	2	11
Fast Breaks	0	7
Bench	6	8

Period by Period Scoring	1st	2nd	TOT
WISC	28	27	55
Terps	32	41	73

GAME 20: ILLINOIS 61, WISCONSIN 51

GAME 21: WISCONSIN 65, OHIO STATE 60
Feb. 2, 2023 • Columbus, Ohio • Value City ArenaOfficial Basketball Box Score - Final
Wisconsin at Ohio State
02/02/23 Value City Arena, Columbus, Ohio
Ohio State vs. WisconsinGame Time: 7:00 PM
Game Duration: 1:07
Attendance: 11,918

Officials: Kelly Pfeiler, John Higgins, Courtney Green

Wisconsin - 65													Record: 13-8 (5-6)																																	
NO.	Name	Min	FG	3P	FT	Rebounds	Fouls	TP	AS	TO	ST	Blocks	+/-	Shooting By Period																																
			M-A	M-A	M-A	OR DR TOT	PF FD					BS BA			1st	FG	3P	FT	1st	FG	3P	FT	2nd	FG	3P	FT	3rd	FG	3P	FT	4th	FG	3P	FT	GM	FG	3P	FT								
5	Tyler Wahl	F 33:58	2-10	0-1	1-5	2 2 4	2 5 5	5	2	1	2	0	2	8	1st	FG	3P	FT	1st	FG	3P	FT	2nd	FG	3P	FT	3rd	FG	3P	FT	4th	FG	3P	FT	GM	FG	3P	FT								
22	Steven Crowl	F 34:27	6-10	1-2	1-2	0 9 9	3 3 3	14	1	2	1	0	0	3	1st	FG	3P	FT	1st	FG	3P	FT	2nd	FG	3P	FT	3rd	FG	3P	FT	4th	FG	3P	FT	GM	FG	3P	FT								
3	Connor Essegian	G 35:26	5-10	2-5	5-6	1 6 7	2 2 2	17	1	1	1	0	1	7	1st	FG	3P	FT	1st	FG	3P	FT	2nd	FG	3P	FT	3rd	FG	3P	FT	4th	FG	3P	FT	GM	FG	3P	FT								
11	Max Klesmit	G 31:58	4-9	2-7	2-2	0 1 1	3 3 12	1	1	1	1	0	0	2	1st	FG	3P	FT	1st	FG	3P	FT	2nd	FG	3P	FT	3rd	FG	3P	FT	4th	FG	3P	FT	GM	FG	3P	FT								
23	Chucky Hepburn	G 35:16	5-14	1-4	4-6	0 2 2	1 5 15	3	2	1	0	0	1	11	1st	FG	3P	FT	1st	FG	3P	FT	2nd	FG	3P	FT	3rd	FG	3P	FT	4th	FG	3P	FT	GM	FG	3P	FT								
2	Jordan Davis	06:19	0-1	0-1	0-0	0 0 0	2 1 1	0	0	0	1	0	0	-1	1st	FG	3P	FT	1st	FG	3P	FT	2nd	FG	3P	FT	3rd	FG	3P	FT	4th	FG	3P	FT	GM	FG	3P	FT								
14	Carter Gilmore	17:52	1-1	0-0	0-1	1 0 1	2 1 1	2	0	0	1	0	0	1	1st	FG	3P	FT	1st	FG	3P	FT	2nd	FG	3P	FT	3rd	FG	3P	FT	4th	FG	3P	FT	GM	FG	3P	FT								
4	Kamari McGee	04:44	0-0	0-0	0-0	0 0 0	0 0 0	0	0	0	0	0	0	-6	1st	FG	3P	FT	1st	FG	3P	FT	2nd	FG	3P	FT	3rd	FG	3P	FT	4th	FG	3P	FT	GM	FG	3P	FT								
Team						0 2 2									Dead Ball Rebounds: 4, 0																															
Totals			23-55			6-20			13-22			4 22 26			15 20			65			9 8 8			0 3 5																						
																																	Technical Fouls: NONE													

Ohio State - 60			Record: 11-11 (3-8)																																																																																																																																																																																																																																																																																																																																																																																																																																																																																																																																																																																																																																																																																																																																																																																																																																																																																																																																																																																																																																																																																																																																																																																																																																																																																															
NO.	Name	Min	FG	3P	FT	Rebounds	Fouls	TP	AS	TO	ST	Blocks	+/-	Shooting By Period																																																																																																																																																																																																																																																																																																																																																																																																																																																																																																																																																																																																																																																																																																																																																																																																																																																																																																																																																																																																																																																																																																																																																																																																																																																																																				
			M-A	M-A	M-A	OR	DR	TOT	PF	FD		BS	BA		1 st	2 nd	3 rd	4 th	GM																																																																																																																																																																																																																																																																																																																																																																																																																																																																																																																																																																																																																																																																																																																																																																																																																																																																																																																																																																																																																																																																																																																																																																																																																																																																															
10	Brice Sensabaugh	F 16:19	5-7	2-4	1-1	0	3	3	5	1	13	0	2	1	0	21	0	0	0	42.3%																																																																																																																																																																																																																																																																																																																																																																																																																																																																																																																																																																																																																																																																																																																																																																																																																																																																																																																																																																																																																																																																																																																																																																																																																																																																														
23	Zed Key	F 29:07	5-13	0-2	2-4	4	5	9	4	5	12	1	1	0	0	0	0	0	25.0%																																																																																																																																																																																																																																																																																																																																																																																																																																																																																																																																																																																																																																																																																																																																																																																																																																																																																																																																																																																																																																																																																																																																																																																																																																																																															
2	Bruce Thornton	G 28:46	2-8	1-5	0-0	1	2	3	1	0	5	0	2	0	0	0	0	0	60%																																																																																																																																																																																																																																																																																																																																																																																																																																																																																																																																																																																																																																																																																																																																																																																																																																																																																																																																																																																																																																																																																																																																																																																																																																																																															
4	Sean McNeil	G 32:02	2-5	1-1	2-2	0	2	2	2	3	7	3	1	0	0	0	0	0	43.3%																																																																																																																																																																																																																																																																																																																																																																																																																																																																																																																																																																																																																																																																																																																																																																																																																																																																																																																																																																																																																																																																																																																																																																																																																																																																															
13	Isaac Likeleke	G 33:09	4-9	0-0	0-0	2	5	7	2	1	8	4	5	3	1	0	0	-7	33.3%																																																																																																																																																																																																																																																																																																																																																																																																																																																																																																																																																																																																																																																																																																																																																																																																																																																																																																																																																																																																																																																																																																																																																																																																																																																																															
14	Justice Sueing	31:11	4-6	0-0	0-2	1	10	11	2	2	8	1	3	1	2	0	1	0	62.5%																																																																																																																																																																																																																																																																																																																																																																																																																																																																																																																																																																																																																																																																																																																																																																																																																																																																																																																																																																																																																																																																																																																																																																																																																																																																															
34	Felix Okpara	11:31	1-3	0-0	3-4	1	2	3	2	2	5	0	0	0	0	0	0	-5	25.0%																																																																																																																																																																																																																																																																																																																																																																																																																																																																																																																																																																																																																																																																																																																																																																																																																																																																																																																																																																																																																																																																																																																																																																																																																																																																															
3	Eugene Brown III	01:59	0-1	0-1	0-0	0	1	1	0	1	0	0	0	0	0	0	0	-1	0.0%																																																																																																																																																																																																																																																																																																																																																																																																																																																																																																																																																																																																																																																																																																																																																																																																																																																																																																																																																																																																																																																																																																																																																																																																																																																																															
1	Roddy Gayle Jr.	10:55	1-4	0-1	0-0	0	2	2	2	0	2	0	1	0	0	0	0	-4	25.0%																																																																																																																																																																																																																																																																																																																																																																																																																																																																																																																																																																																																																																																																																																																																																																																																																																																																																																																																																																																																																																																																																																																																																																																																																																																																															
0	Tanner Holden	05:01	0-0	0-0	0-0	0	0	0	0	0	0	0	1	0	0	0	0	-9	0.0%																																																																																																																																																																																																																																																																																																																																																																																																																																																																																																																																																																																																																																																																																																																																																																																																																																																																																																																																																																																																																																																																																																																																																																																																																																																																															
Team						3			1			4			0			0																																																																																																																																																																																																																																																																																																																																																																																																																																																																																																																																																																																																																																																																																																																																																																																																																																																																																																																																																																																																																																																																																																																																																																																																																																																																																
Totals			24-56			4-14			8-13			22			15			60			9			16			5			3			0			0			27			Coach 1 st 0:27																																																																																																																																																																																																																																																																																																																																																																																																																																																																																																																																																																																																																																																																																																																																																																																																																																																																																																																																																																																																																																																																																																																																																																																																																																																								

	WIS	OSU	Points from Turnovers	WIS	OSU	Period by Period Scoring			
Biggest lead	18 (2 nd 19:39)	0 (1 st 20:00)	15	12		1st	2nd	TOT	
Best Scoring Run	10(2 nd 19:39)	13(2 nd 0:30)	30	34	WIS	43	22	65	
Lead Changes	0		4	8		OSU	27	33	60
Times Tied	1		3	7					
Time with Lead	39:02	00:00	2	15					

GAME 22: NORTHWESTERN 54, WISCONSIN 52
Feb. 5, 2023 • Madison, Wis. • Kohl CenterOfficial Basketball Box Score - Final
Northwestern at Wisconsin
02/05/23 Kohl Center, Madison
2022-23 Men's BasketballGame Time: 5:30 PM
Game Duration: 1:57
Attendance: 15,632

Officials: Brian Dorsey, Doug Simmons, D.J. Carlsen

Northwestern - 54													Record: 16-7 (7-5)												
NO.	Name	Min	FG	3P	FT	Rebounds	Fouls	TP	AS	TO	ST	Blocks	+/-	Shooting By Period										1st FG%	1st FT%
			M-A	M-A	M-A	OR DR TOT	PF FD					BS BA		1st FG%	1st FT%	2nd FG%	3rd FG%	4th FG%	GM FG%	GM FT%	GM FG%	GM FT%	GM FG%	GM FT%	
31	Robbie Beran	F 21:45	3-7	2-5	0-0	0 2 2	1 1 8	0	1	1	0	0	0	3PT%	2-9	22.2%	FT%	0-1	0%	FT%	0-1	0%	2nd FG%	9-17	52.9%
34	Matthew Nicholson	C 15:52	2-2	0-0	0-0	0 3 3	4 1 4	1	1	2	1	0	-3	3PT%	2-9	22.2%	FT%	0-1	0%	FT%	0-1	0%	2nd FG%	9-17	52.9%
0	Boo Bue	G 38:51	4-10	1-5	4-5	0 3 3	2 4 13	4	3	0	0	1	7	3PT%	2-9	22.2%	FT%	0-1	0%	FT%	0-1	0%	2nd FG%	9-17	52.9%
1	Chase Audige	G 40:00	5-13	1-3	0-0	0 7 7	2 0 11	3	2	0	1	0	2	3PT%	2-9	22.2%	FT%	0-1	0%	FT%	0-1	0%	2nd FG%	9-17	52.9%
3	Ty Berry	G 16:00	0-4	0-2	0-0	1 4 5	2 0 0	0	0	1	1	0	-3	3PT%	2-9	22.2%	FT%	0-1	0%	FT%	0-1	0%	2nd FG%	9-17	5

GAME 25: WISCONSIN 64, MICHIGAN 59

Feb. 14, 2023 • Madison, Wis. • Kohl Center



Official Basketball Box Score - Final
Michigan at Wisconsin
02/14/23 Kohl Center, Madison
2022-23 Men's Basketball

Game Time: 8:00 PM
Game Duration: 2:04
Attendance: 15,436

Officials: Kelly Pfeifer, Kipp Kissinger, Michael Irving

Michigan - 59

Record: 14-12 (8-7)

NO. Name	Min	FG M-A	3P M-A	FT M-A	Rebounds OR DR TOT	Fouls PF FD	TP	AS	TO	ST	Blocks BS BA	+/-
42 Will Tschetter	F 26:10	2-5	0-2	0-2	2 3 5	3 3	4	2	2	0	0 0	-1
1 Hunter Dickinson	C 35:10	4-9	1-2	3-4	2 10 12	2 5	12	1	1	0	2 0	1
0 Dug McDaniel	G 35:33	3-5	0-0	1-2	0 3 3	2 1	7	2	1	1	0 0	-11
2 Kobe Bufkin	G 36:45	9-15	3-4	0-0	1 2 3	5 2	21	1	5	0	1 0	3
13 Jeff Howard	G 36:57	4-14	1-6	0-0	0 4 4	1 1	9	1	1	0	1 0	-7
15 Joey Baker	08:59	0-3	0-1	0-0	0 2 2	1 0	0	0	0	0	0 0	-6
25 Jace Howard	09:35	0-2	0-1	0-0	0 1 1	0 1	0	0	0	0	0 0	0
32 Tarris Reed Jr.	12:51	2-4	0-0	2-2	3 4 7	1 1	6	0	1	1	1 0	-4
Team					0 0 0							
Totals		24-57	5-16	6-10	8 29 37	16 14	59	7	12	2	5 0	-5

Technical Fouls: Coach 2nd 10:27

Shooting By Period	1 st FG%	2 nd FG%	3 rd FG%	4 th FG%	5 th FG%
1 st FG%	14-28	50.0%			
2 nd FG%	10-29	34.5%			
3 rd FG%	1-8	12.5%			
4 th FG%	6-10	60%			
5 th FG%	24-57	42.1%			
3PT%	5-16	31.3%			
FT%	6-10	60.0%			
Dead Ball Rebounds:	4	1			

Wisconsin - 64

Record: 15-10 (7-5)

NO. Name	Min	FG M-A	3P M-A	FT M-A	Rebounds OR DR TOT	Fouls PF FD	TP	AS	TO	ST	Blocks BS BA	+/-
5 Tyler Wahl	F 33:20	2-11	0-0	2-4	5 4 9	3 3	6	0	1	0	0 2	-6
41 Steven Crowl	F 30:43	5-15	1-1	0-0	3 9 12	4 3	11	6	1	1	0 1	2
3 Connor Essegian	G 31:47	6-12	2-7	9-10	0 3 3	5 23	1	1	1	0	0 6	6
11 Max Klesmit	G 35:35	3-11	2-3	2-2	0 2 2	2 2	10	0	0	0	1 0	0
23 Chucky Hepburn	G 26:18	1-9	0-3	0-0	1 2 3	0 1	2	1	0	0	1 0	-4
2 Jordan Davis	12:38	2-4	1-3	0-0	2 1 3	0 0	5	0	0	0	0 0	4
14 Carter Gilmore	15:57	0-0	0-0	1-2	2 1 3	2 1	1	1	0	0	0 0	14
4 Kamari McGee	13:42	3-4	0-1	0-0	1 0 1	0 0	6	1	1	0	0 0	9
Team					1 1 2							
Totals		22-66	6-18	14-18	15 23 38	14 15	64	10	5	3	0 5	5

Technical Fouls: NONE

Shooting By Period	1 st FG%	2 nd FG%	3 rd FG%	4 th FG%	5 th FG%
1 st FG%	12-33	36.4%			
2 nd FG%	5-10	50.0%			
3 rd FG%	10-33	30.3%			
4 th FG%	1-8	12.5%			
5 th FG%	12-14	85.7%			
GMFG%	22-66	33.3%			
3PT%	6-18	33.3%			
FT%	14-18	77.8%			
Dead Ball Rebounds:	3	2			

	UM	UW
Biggest lead	3 (2 nd 19:38)	12 (2 nd 10:27)
Best Scoring Run	10 (2 nd 4:10)	8 (1 st 5:31)
Lead Changes	12	
Times Tied	2	
Time with Lead	06:08	32:09

Points from Turnovers	UM	UW
Turnovers	2	13
Paint	26	28
Second Chance	8	8
Fast Breaks	6	0
Bench	6	12

Period by Period Scoring	1st	2nd	TOT
UM	32	27	59
UW	31	33	64

GAME 26: RUTGERS 58, WISCONSIN 57

Feb. 18, 2023 • Madison, Wis. • Kohl Center



Official Basketball Box Score - Final
Rutgers at Wisconsin
02/18/23 Kohl Center, Madison
2022-23 Men's Basketball

Game Time: 11:00 AM
Game Duration: 1:47
Attendance: 17,071

Officials: Bill Elk, Courtney Green, Lamont Simpson

Rutgers - 58

Record: 17-10 (9-7)

NO. Name	Min	FG M-A	3P M-A	FT M-A	Rebounds OR DR TOT	Fouls PF FD	TP	AS	TO	ST	Blocks BS BA	+/-
1 Oskar Palmquist	F 18:22	1-3	1-3	0-0	0 1 1	3 2	3	0	1	0	0 0	8
5 Audre Hyatt	F 34:15	4-9	0-2	0-0	2 7 9	1 2	8	3	0	0	2 0	7
11 Clifford Omoruyi	C 37:32	5-12	0-0	2-2	1 7 8	1 3	12	1	0	0	2 0	-1
4 Paul Mulcahy	G 35:46	3-7	0-1	0-0	0 3 3	0 2	6	1	2	0	0 0	1
10 Cam Spencer	G 34:00	7-14	6-10	2-2	0 5 5	2 1	22	1	4	0	0 0	-4
0 Derek Simpson	21:27	1-3	0-0	0-0	0 1 1	2 1	2	2	1	0	0 0	4
21 Dean Reiber	15:39	2-4	0-1	1-1	0 2 2	1 2	5	1	1	0	0 0	-8
13 Antwone Woolfolk	00:52	0-0	0-0	0-0	0 0 0	0 0	0	0	0	0	0 0	0
2 Jalen Miller	02:07	0-0	0-0	0-0	0 0 0	0 0	0	0	0	0	0 0	-5
Team					1 2 3							
Totals		23-52	7-17	5-5	4 28 32	10 13	58	14	8	2	4 0	1

Technical Fouls: NONE

Shooting By Period	1 st FG%	2 nd FG%	3 rd FG%	4 th FG%	5 th FG%
1 st FG%	13-23	56.5%			
2 nd FG%	10-29	34.5%			
3 rd FG%	1-1	100%			
4 th FG%	23-52	44.2%			
5 th FG%	7-17	41.2%			
FT%	5-5	100.0%			
Dead Ball Rebounds:	0	1			

Wisconsin - 57

Record: 15-11 (7-9)

NO. Name	Min	FG M-A	3P M-A	FT M-A	Rebounds OR DR TOT	Fouls PF FD	TP	AS	TO	ST	Blocks BS BA	+/-
5 Tyler Wahl	F 31:33	3-5	0-0	1-1	0 6 6	2 4	7	6	1	2	0 0	2
22 Steven Crowl	F 33:42	3-8	1-3	1-2	3 8 11	2 1	8	2	0	0	0 1	10
3 Connor Essegian	G 21:12	0-10	0-7	2-2	0 2 2	2 2	1	2	0	1	0 1	-10
11 Max Klesmit	G 33:07	3-8	3-8	2-2	1 3 4	1 1	11	3	2	0	0 0	-5
23 Chucky Hepburn	G 23:02	2-7	2-6	0-0	1 1 2	4 1	6	1	2	1	0 0	-4
14 Carter Gilmore	14:45	0-1	0-0	0-0	1 0 1	0 0	0	2	0	0	0 0	-14
4 Kamari McGee	22:34	3-8	3-6	0-0	1 1 1	1 1	9	1	0	0	0 1	9
2 Jordan Davis	20:05	5-10	3-6	1-2	2 2 4	1 1	14	0	0	0	0 0	7
Team					1 1 2							
Totals		19-57	12-36	7-9	9 24 33	13 10	57	16	5	4	0 4	-1

Technical Fouls: NONE

	RU	UW
Biggest lead	7 (1 st 2:22)	5 (1 st 17:14)
Best Scoring Run	9 (1 st 15:12)	8 (2 nd 19:35)
Lead Changes	13	
Times Tied	4	
Time with Lead	22:48	10:00

Points from Turnovers	RU	UW
Turnovers	13	12
Paint	26	14
Second Chance	8	2
Fast Breaks	2	3
Bench	7	23

Period by Period Scoring	1st	2nd	TOT
RU	36	22	58
UW	34	23	57

GAME 27: WISCONSIN 64, IOWA 52

Feb. 22, 2023 • Madison, Wis. • Kohl Center



Official Basketball Box Score - Final
Iowa at Wisconsin
02/22/23 Kohl Center, Madison
2022-23 Men's Basketball

Game Time: 8:00 PM
Game Duration: 1:50
Attendance: 16,029

Officials: Doug Simmons, Kipp Kissinger, D.J. Carlensen

Iowa - 52

Record: 17-11 (9-8)

NO. Name	Min	FG M-A	3P M-A	FT M-A	Rebounds OR DR TOT	Fouls PF FD	TP	AS	TO	ST	Blocks BS BA	+/-
0 Filip Rebraca	F 31:00	6-10	0-0	1-4	3 4 7	4 4	13	1	1	0	0 0	-5
24 Kris Murray	F 26:37	2-10	1-5	0-0	2 3 5	4 1	5	1	0	1	1 0	-7
1 Ahron Uls	G 23:48	3-9	1-5	2-2	0 1 1	1 2	9	2	0	0	0 0	7
11 Tony Perkins	G 33:08	4-14	0-5	5-5	2 0 2	3 4	13	0	2	1	0 0	-7
30 Connor McCaffery	G 34:45	1-6	0-5	0-0	4 4 8	3 0	2	1	3	1	0 0	-5
20 Payton Sandfort	26:19	4-9	1-4	1-2	1 2 3	3 1	10	1	0	0	0 0	-20
22 Patrick McCaffery	18:19	0-3	0-3	0-0	0 0 0	1 0	0	1	0	0	1 0	-19
4 Josh Dix	06:04	0-1	0-1	0-0	0 1 1	1 0	0	1	0	0	0 0	-4
Team					1 2 3							
Totals		20-62	3-28	9-13	13 17 30	19 12	52	8	7	3	2 0	-12

Technical Fouls: Perkins 2nd 11:44

Shooting By Period	1 st FG%	2 nd FG%	3 rd FG%	4 th FG%	5 th FG%
1 st FG%	9-29	31.0%			
2 nd FG%	1-12	8.3%			
3 rd FG%	7-9	77.8%			
4 th FG%	11-33	33.3%			
5 th FG%	2-16	12.5%			
GMFG%	20-62	32.3%			
3PT%	3-28	10.7%			
FT%	9-13	69.2%			
Dead Ball Rebounds:	2	2			

Wisconsin - 64

Record: 16-11 (8-9)

ROXBURY - 04												
NO. Name	Min	FG M-A	3P M-A	FT M-A	Rebounds OR DR TOT	Fouls PF FD	TP	AS	TO	ST	Blocks BS BA	+/-
5 Tyler Wahl	F 36:18	5-8	0-1	1-2	2 12 14	2 3	11	2	3	1	0 0	10
22 Steven Crowl	F 12:40	4-5	0-0	0-0	1 2 3	3 1	8	0	2	0	0 0	-4
3 Connor Essegian	G 31:26	5-13	2-7	5-7	1 4 5	1 5	17	1	1	0	0 1	15
11 Max Klesmit	G 30:24	1-2	1-1	1-2	0 3 3	1 4	4	1	2	0	0 0	6
23 Chucky Hepburn	G 33:39	4-9	1-4	3-5	1 3 4	1 5	12	5	1	0	0 0	3
2 Jordan Davis	16:25	2-3	0-1	0-0	1 2 3	1 0	4	0	0	0	0 0	3
14 Carter Gilmore	25:47	2-5	0-3	0-2	1 1 2	1 4	1	0	0	0	0 0	12
10 Isaac Lindsey	03:45	1-2	0-1	0-0	0 0 0	0 0	2	0	0	0	1 4	5
4 Kamari McGee	04:04	0-0	0-0	0-0	0 1 1	1 0	0	1	1	0	0 0	1
35 Markus Iyer	04:57	1-1	0-0	0-0	0 0 0	1 0	2	0	0	0	0 0	6
13 Justin Taphorn	00:09	0-0	0-0	0-0	0 0 0	0 0	0	0	0	0	0 0	0
15 Isaac Gard	00:09	0-0	0-0	0-0	0 0 0	0 0	0	0	0	0	0 0	0
21 Chris Hodges	00:09	0-0	0-0	0-0	0 0 0	0 0	0	0	0	0	0 0	0
30 Ross Candolino	00:09	0-0	0-0	0-0	0 1 1	0 0	0	0	0	0	0 0	0
Team				1 1 2			0	1				
Totals		25-48	4-18	10-18	8 30 38	17 19	64	11	11	1	0 2	12

SPECIAL STATISTICS

Game	Pts off T/O (Wis / Opp)	Pts in Paint (Wis / Opp)	2nd Chance Pts (Wis / Opp)	Fast Break Pts (Wis / Opp)	Bench Pts (Wis / Opp)
11/07/22 SOUTH DAKOTA	8 / 12	26 / 24	8 / 8	13 / 5	23 / 18
11/11/22 vs. Stanford	18 / 10	26 / 30	8 / 10	6 / 2	10 / 16
11/15/22 GREEN BAY	10 / 8	16 / 22	17 / 2	5 / 0	11 / 22
11/23/22 vs. Dayton	8 / 7	16 / 20	13 / 4	0 / 4	24 / 9
11/24/22 vs. Kansas	13 / 4	34 / 26	10 / 11	5 / 7	22 / 2
11/25/22 vs. USC	15 / 18	26 / 12	5 / 10	11 / 10	17 / 11
11/29/22 WAKE FOREST	17 / 10	22 / 36	11 / 8	6 / 5	15 / 13
12/03/22 at Marquette	10 / 18	28 / 34	8 / 6	8 / 12	17 / 18
12/06/22 MARYLAND	7 / 5	18 / 24	4 / 7	9 / 10	10 / 15
12/11/22 at Iowa	13 / 8	52 / 36	4 / 12	2 / 10	22 / 5
12/15/22 LEHIGH	20 / 15	38 / 28	10 / 2	0 / 10	20 / 5
12/30/22 W. MICHIGAN	9 / 3	32 / 22	11 / 8	4 / 6	14 / 18
01/3/23 MINNESOTA	21 / 5	32 / 28	0 / 12	5 / 2	16 / 11
01/7/23 at Illinois	15 / 9	38 / 26	10 / 4	5 / 7	7 / 21
01/10/23 MICHIGAN STATE	27 / 2	30 / 26	2 / 9	0 / 7	20 / 8
01/14/23 at Indiana	5 / 7	22 / 42	8 / 10	2 / 3	19 / 6
01/17/23 PENN STATE	15 / 0	28 / 24	6 / 4	4 / 0	6 / 17
01/23/23 at Northwestern	11 / 7	22 / 24	11 / 6	2 / 2	7 / 14
01/25/23 at Maryland	10 / 8	22 / 38	2 / 11	0 / 7	6 / 8
01/28/23 ILLINOIS	9 / 11	20 / 26	6 / 6	6 / 5	5 / 2
02/02/23 at Ohio State	15 / 12	30 / 34	4 / 8	3 / 7	2 / 15
02/05/23 NORTHWESTERN	14 / 8	20 / 26	10 / 4	4 / 8	4 / 18
02/08/23 at Penn State	16 / 6	32 / 34	2 / 9	3 / 3	10 / 15
02/11/23 at Nebraska	19 / 13	20 / 32	9 / 11	2 / 12	5 / 7
02/14/23 MICHIGAN	13 / 2	28 / 26	8 / 8	0 / 6	12 / 6
02/18/23 RUTGERS	12 / 13	14 / 26	2 / 8	3 / 2	23 / 7
02/22/23 IOWA	11 / 13	38 / 32	10 / 12	10 / 4	12 / 10
02/26/23 at Michigan	17 / 7	38 / 28	8 / 10	5 / 0	8 / 7
RUNNING TOTAL	325 / 241	668 / 696	207 / 219	123 / 156	349 / 325
PER GAME AVERAGE	12.2 / 8.6	23.8 / 25.8	7.4 / 7.8	4.4 / 5.5	12.4 / 11.6

TEAM SUPERLATIVES

WISCONSIN

HIGH

LOW

• Points	85	SOUTH DAKOTA (11/7/22)	43	vs. Dayton (11/23/22)
• First-Half Points	43	at Ohio State (2/2/23)	16	vs. Illinois (1/28/23)
• Second-Half Points	47	2x; MR vs Western Michigan (12/30/22)	20	vs. Dayton (11/23/22)
• Field Goals Made	33	at Iowa (12/11/22)	14	vs. Dayton (11/23/22)
• Field Goal Attempts	70	at Michigan (2/26/23)	47	Maryland (12/6/22)
• Field Goal Percentage	.528 (28-53)	at Penn State (2/8/23)	.237 (14-59)	vs. Dayton (11/23/22)
• 3-Point Field Goals Made	12	5x; MR Rutgers (2/18/23)	4	3x; IOWA (2/22/23)
• 3-Point Field Goal Attempts	36	RUTGERS (2/18/23)	17	at Maryland (1/25/23)
• 3-Point Field Goal Pct. (min. 10 att.)	.524 (11-21)	Lehigh (12/15/22)	.208 (5-24)	at Indiana (1/14/23)
• Free Throws Made	17	2x; MR MARYLAND (12/6/22)	4	4x; MR at Nebraska (2/11/23)
• Free Throw Attempts	27	vs. Maryland (12/6/22)	7	at Nebraska (2/11/23)
• Free Throw Pct. (min. 15 att.)	.842 (16-19)	vs. GREEN BAY (11/15/22)	.556 (10-18)	IOWA (2/22/23)
• Offensive Rebounds	15	2x; MR vs. Michigan (2/14/23)	2	MINNESOTA (1/3/23)
• Defensive Rebounds	30	3x; MR IOWA (2/22/23)	15	2x; MR at Maryland (1/25/23)
• Total Rebounds	45	GREEN BAY (11/15/22)	18	vs. Michigan St. (1/10/23)
• Fouls	23	at Nebraska (2/11/23)	6	vs. Lehigh (12/15/22)
• Assists	21	at Marquette (12/3/22)	6	at Indiana (1/14/23)
• Turnovers	15	at Marquette (12/3/22)	4	vs. Western Michigan (12/30/22)
• Steals	13	MINNESOTA (1/3/23)	2	2x; MR at Maryland (1/25/23)
• Blocked Shots	4	3x; MR at Michigan (2/26/23)	0	5x; MR IOWA (2/22/23)

OPPONENT

HIGH

LOW

• Points	87	at Michigan (2/26/23)	42	vs. Dayton (11/23/22)
• First-Half Points	37	WAKE FOREST (11/29/22)	14	vs. Dayton (11/23/22)
• Second-Half Points	49	at Illinois (1/7/23)	24	2X; MR vs. Penn State (1/17/23)
• Field Goals Made	29	4x; MR at Michigan (2/26/23)	15	GREEN BAY (11/15/22)
• Field Goal Attempts	64	at Iowa (12/11/22)	44	2x; MR vs. Michigan St. (1/10/23)
• Field Goal Percentage	.560 (28-50)	at Maryland (1/25/23)	.302 (16-53)	vs. Dayton (11/23/22)
• 3-Point Field Goals Made	12	vs. Western Michigan (12/30/22)	1	2x; MR at Indiana (1/14/23)
• 3-Point Field Goal Attempts	29	2x; MR vs. Western Michigan (12/30/22)	8	at Indiana (1/14/23)
• 3-Point Field Goal Pct. (min. 10 att.)	.611 (11-18)	vs. Illinois (1/28/23)	.063 (1-16)	vs. Stanford (11/11/22)
• Free Throws Made	22	at Michigan (2/26/23)	2	3x; MR vs. Western Michigan (12/30/22)
• Free Throw Attempts	26	2x; MR at Michigan (2/26/23)	2	vs. Lehigh (12/15/22)
• Free Throw Pct. (min. 10 att.)	.941 (16-17)	vs. Michigan St. (1/10/23)	.565 (13-23)	GREEN BAY (11/15/22)
• Offensive Rebounds	14	vs. Kansas (11/24/22)	3	3x; MR vs. Penn State (1/17/23)
• Defensive Rebounds	36	vs. Kansas (11/24/22)	17	2x; MR IOWA (2/22/23)
• Total Rebounds	50	vs. Kansas (11/24/22)	20	vs. Lehigh (12/15/22)
• Fouls	22	2x; MR at Ohio State (2/2/23)	10	2x; MR at Rutgers (2/18/23)
• Assists	18	IOWA (12/11/22)	6	3x; MR vs. Dayton (11/23/22)
• Turnovers	20	MINNESOTA (1/3/23)	6	at Northwestern (1/23/23)
• Steals	10	at Marquette (12/3/22)	2	5x; MR RUTGERS (2/18/23)
• Blocked Shots	9	vs. Stanford (11/11/22)	1	3x; MR at Penn State (2/8/23)

MISCELLANEOUS

HIGH

SECOND-HIGHEST

• UW's Largest Deficit Overcome in Win	7 2x; MR (1:01 H) vs. Penn State (1/17/23)	6 2x; MR (16:58 1H) IOWA (2/22/23)
• UW's Largest Deficit Overcome in Win (2nd Half/OT)	6 (16:38 2H) at Iowa (12/11/22)	--
• UW's Largest Lead Surrendered in Loss	17 (17:31 2H) at Nebraska (2/11/23)	8 (12:24 1H) at Michigan (2/26/23)
• UW's Largest Lead Surrendered in Loss (2nd Half/OT)	17 (17:31 2H) at Nebraska (2/11/23)	7 (19:15 2H) WAKE FOREST (11/29/22)
• UW's Largest Halftime Lead	17 GREEN BAY (11/15/22)	16 at Ohio State (2/2/23)
• UW's Largest Halftime Deficit	13 vs. Kansas (11/24/22)	8 at Michigan (2/26/23)
• UW's Largest Lead	28 (83-55, 0:46) SOUTH DAKOTA (11/7/22)	25 (78-53, 1:02 2H) Lehigh (12/15/22)
• UW's Largest Deficit	21 (61-40, 2:51 2H) at Indiana (1/14/23)	18 (73-55, 0:46 2H) at Maryland (1/25/23)

INDIVIDUAL SUPERLATIVES

WISCONSIN

HIGH

SECOND-HIGHEST

• Points	25	Steven Crowl (vs. Western Michigan - 12/30/22)	24	Connor Essegian (at Michigan - 2/26/23)
• First-Half Points	16	Hepburn (Marquette - 11/29/22)	14	Connor Essegian (Ohio State - 2/2/23)
• Second-Half Points	20	Steven Crowl (vs. Western Michigan - 12/30/22)	18	2x; MR Essegian (at Michigan - 2/26/23)
• Field Goals Made	10	Connor Essegian (at Michigan - 2/26/23)	9	4x; MR Crowl (vs. Penn State - 1/17/23)
• Field Goal Attempts	21	2x; Connor Essegian (at Michigan - 2/26/23)	19	Tyler Wahl (vs. Kansas - 11/24/22)
• Field Goal Percentage (min. 6 made)	.700 (7-10)	Chucky Hepburn (at Marquette - 12/3/22)	.692 (9-13)	Crowl (vs. Western Michigan - 12/30/22)
• 3-Point Field Goals Made	6	Chucky Hepburn (vs. Wake Forest - 11/29/22)	5	4X; MR Klesmit (at Michigan - 2/26/23)
• 3-Point Field Goal Attempts	12	2x; MR Hepburn (at Nebraska - 2/11/23)	11	Connor Essegian (vs Northwestern - 2/5/23)
• 3-Point Field Goal Pct. (min. 3 made)	.833 (5-6)	Chucky Hepburn (at Marquette - 12/3/22)	.750 (3-4)	3x; MR Essegian (vs. Michigan St. - 1/10/23)
• Free Throws Made	9	2x; MR Essegian (vs. Michigan - 2/14/23)	7	Tyler Wahl (vs. Kansas - 11/24/22)
• Free Throw Attempts	10	2x; MR Essegian (vs. Michigan - 2/14/23)	8	2x; MR Wahl (vs. Kansas - 11/24/22)
• Free Throw Pct. (min. 7 made)	.900 (9-10)	2x; MR Essegian (vs. Michigan - 2/14/23)	.875 (7-8)	Tyler Wahl (vs. Kansas - 11/24/22)
• Offensive Rebounds	5	Tyler Wahl (vs. Michigan - 2/14/23)	4	3x; MR Steven Crowl (at Illinois 1/7/23)
• Defensive Rebounds	12	Tyler Wahl (vs. Iowa - 2/22/23)	10	Steven Crowl (vs. Penn State - 1/17/23)
• Total Rebounds	14	Tyler Wahl (vs. Iowa - 2/22/23)	12	2x; MR Crowl (vs. Michigan - 2/14/23)
• Fouls	5	2x; Davis (MR at Northwestern - 1/23/23)	5	2x; Wahl (MR at Nebraska - 2/11/23)
• Assists	8	Tyler Wahl (at Penn State - 2/8/23)	7	2x; MR Hepburn (at Illinois - 1/7/23)
• Turnovers	5	2x; MR Wahl (at Nebraska - 2/11/23)	4	3x; MR Wahl (at Northwestern - 1/23/23)
• Steals	5	Chucky Hepburn (vs. Minnesota - 1/3/23)	4	2x; MR Hepburn (at Illinois - 1/7/23)
• Blocked Shots	3	Steven Crowl (vs. Stanford - 11/11/22)	2	4x; MR Klesmit (at Michigan - 2/26/23)

OPPONENT

HIGH

SECOND-HIGHEST

• Points	32	Tyree Appleby (vs. Wake Forest - 11/29/22)	29	Jalen Wilson (vs. Kansas - 11/24/22)
• First-Half Points	19	Cam Spencer (vs. Rutgers - 2/18/23)	17	Perrott-Hunt (SOUTH DAKOTA - 11/7/22)
• Second-Half Points	20	Tyree Appleby (vs. Wake Forest - 11/29/22)	18	Matthew Mayer (vs. Illinois - 1/28/23)
• Field Goals Made	11	Tyree Appleby (vs. Wake Forest - 11/29/22)	10	Perrott-Hunt (SOUTH DAKOTA - 11/7/22)
• Field Goal Attempts	21	Kobe Bufkin (vs. Michigan - 2/26/23)	20	2x; MR Wilson (vs. Kansas - 11/24/22)
• Field Goal Percentage (min. 7 made)	.700 (7-10)	Evan Taylor (vs. Lehigh - 11/15/22)	.692 (9-13)	2x; MR Dickinson (vs. Michigan - 2/26/23)
• 3-Point Field Goals Made	6	2x; MR Cam Spencer (vs. Rutgers - 2/18/23)	5	3x; MR Tominaga (at Nebraska - 2/11/23)
• 3-Point Field Goal Attempts	11	2x; MR Tominaga (at Nebraska - 2/11/23)	10	Cam Spencer (vs. Rutgers - 2/18/23)
• 3-Point Field Goal Pct. (min. 3 made)	1.000 (3-3)	Tyson Walker (vs. Michigan St. - 1/10/23)	.833 (5-6)	Drew Peterson (vs. USC - 11/25/22)
• Free Throws Made	9	2x; MR Shannon Jr. (at Illinois - 1/7/23)	8	Sam Griesel (at Nebraska - 2/11/23)
• Free Throw Attempts	14	Jalen Wilson (vs. Kansas - 11/24/22)	12	Terrence Shannon Jr. (at Illinois - 1/7/23)
• Free Throw Pct. (min. 5 made)	1.000 (6-6)	Dug McDaniel (vs. Michigan - 2/26/23)	.875 (7-8)	Oliver Prosper (at Marquette - 12/3/22)
• Offensive Rebounds	5	Jordan Geronimo (at Indiana - 1/14/23)	4	5x; MR C. McCaffery (vs. Iowa - 2/22/23)
• Defensive Rebounds	14	Jalen Wilson (vs. Kansas - 11/24/22)	12	Trayce Jackson-Davis (at Indiana - 1/14/23)
• Total Rebounds	14	Jalen Wilson (vs. Kansas - 11/24/22)	12	3x; MR Dickinson (vs. Michigan - 2/14/23)
• Fouls	5	5x; MR Kobe Bufkin (vs. Michigan - 2/14/23)	4	24x; MR Bufkin (vs. Michigan - 2/26/23)
• Assists	8	4x; MR Pickett (at Penn State - 2/8/23)	7	Dajuan Harris (vs. Kansas - 11/24/22)
• Turnovers	8	Derrick Walker (at Nebraska - 2/11/23)	6	2x; Shannon Jr. (vs. Illinois - 1/28/23)
• Steals	4	Zae Blake (GREEN BAY - 11/15/22)	3	6x; MR Seth Lundy (at Penn State - 2/8/23)
• Blocked Shots	5	Trayce Jackson-Davis (at Indiana - 1/14/23)	4	Jones (vs. Stanford - 11/11/22)

THE LAST TIME WISCONSIN...

Wisconsin Team

UW ranked No. 1 in AP Top 25: Feb. 21, 2007
UW ranked in AP Top 25: No. 18 (1/11/23)
UW ranked in USA Today Coaches Poll: No. 18 (1/11/23)
Played AP No. 1-ranked opponent: Win vs. Villanova, 65-62 (3/18/17)
Defeated AP No. 1-ranked opponent: Villanova, 65-62 (3/18/17)
Played AP No. 2-ranked opponent: Win vs. Michigan, 64-54 (1/19/19)
Defeated opponent ranked 3-10 by AP: Win vs. No. 8 Purdue, 70-67 (3/1/22)
Defeated opponent ranked 11-25 by AP: Win vs. No. 13 Maryland, 64-59 (12/6/22)
Defeated AP Top 25 opponent on the road: Win at No. 17 Michigan State, 70-62 (2/8/22)

Scoring

Scored 20 or more points: 24, Connor Essegian at Michigan (2/26/23)
Scored 30 or more points: 30, Johnny Davis at Indiana (2/15/22)
Scored 40 or more points: 43, Frank Kaminsky vs. North Dakota (11/19/13)
Two or more Badgers scored 30 points, same game: Joe Franklin (31) and Chuck Nagle (30) vs. Purdue (3/2/68) — only other time this happened in school history was Jack Brens (31) and Ken Siebel (31) vs. Utah (12/28/62)
Two or more Badgers scored 20 points, same game: Chucky Hepburn (22) and Steven Crowl (20) at Illinois (1/7/23)
Three or more Badgers scored 20 points, same game: Jon Leuer (24), Josh Gasser (21), Jordan Taylor (20), vs. PVAMU (11/14/10)
Scored 20 points in one half: Steven Crowl (20 in 2nd Half) vs. Western Michigan (12/30/22)
Scored 20 points/two straight games: Johnny Davis (30 at Indiana, 2/15/22; 25 vs. Michigan, 2/20/22)
Scored 20 points/three straight games: Johnny Davis (26 vs. Iowa, 1/6/22; 37 at #3 Purdue, 1/3/22; 20 vs. Illinois State, 12/29/21)
Scored 20 points/four straight games: Johnny Davis (26 vs. Iowa, 1/6/22; 37 at #3 Purdue, 1/3/22; 20 vs. Illinois State, 12/29/21; 24 at #21 Ohio State, 12/11/21)
Scored 20 points/five straight games: Johnny Davis (26 vs. Iowa, 1/6/22; 37 at #3 Purdue, 1/3/22; 20 vs. Illinois State, 12/29/21; 24 at #21 Ohio State, 12/11/21; 23 vs. Indiana, 12/8/21)
Scored 30 points/two straight games: Michael Finley (30 at Michigan, 1/29/94; 32 vs. Michigan State, 2/2/94)
No Badger scored in double figures: vs. Marquette (12/8/12)
One Badger scored in double figures: 14, Connor Essegian at Indiana (1/14/23)
Four players scored in double figures: Connor Essegian (24), Max Klesmit (19), Steven Crowl (14), and Tyler Wahl (10) at Michigan (2/26/23)
Five players scored in double figures: Johnny Davis (25), Steven Crowl (11), Brad Davison (10), Chucky Hepburn (10), and Tyler Wahl (10) vs. Michigan (2/20/22)
Six players scored in double figures: Reuvers (19), Davison (15), Ford (12), King (12), Trice (11) and Pritzl (10) vs. Green Bay (11/21/19)
UW Scored 70 or more points: 79, at Michigan (2/26/23)
UW Scored 80 or more points: 80, Marquette (12/3/22)
UW Scored 90 or more points: 92, vs. Arkansas-Pine Bluff (11/27/20)
UW Scored 100 or more points: 101, vs. Savannah State (12/13/18)

Field Goal Shooting

Shot 90 percent or better (min. 10 att.): .900 (9-10), Carlton McGee vs. Michigan (2/26/92)
UW shot 50 percent or better: .521, vs. Iowa (2/22/23)
UW shot 60 percent or better: .603, vs. Houston Baptist (11/17/18)
UW shot 70 percent or better: .744, vs. Army (12/30/79)
UW made 30 or more field goals: 30, vs. at Michigan (2/26/23)
UW made 40 or more field goals: 42, vs. Iowa (3/9/94)
UW made 50 or more field goals: Has not happened
UW attempted 60 or more field goals: 66, vs. Michigan (2/14/23)
UW attempted 70 or more field goals: 70, at Michigan (2/26/23)
UW attempted 80 or more field goals: 83, vs. Northwestern (1/28/95)
UW attempted 100 or more field goals: 102, vs. South Dakota (12/9/72)

3-Point Field Goal Shooting

Made 5 or more 3-point field goals: Max Klesmit (5-8 3FG) at Michigan (2/26/23)
UW shot 40 percent or better (min. 8 att.): .458 (11-24) at Penn State (2/8/23)
UW shot 50 percent or better (min. 8 att.): .524 (11-21) vs. Lehigh (12/15/22)
UW shot 60 percent or better (min. 8 att.): .640 (16-25), vs. Louisville (12/19/20)
UW shot 70 percent or better (min. 8 att.): .727, at Indiana (2/25/10)
UW shot 80 percent or better (min. 8 att.): .889, vs. North Dakota St. (12/10/86)
UW shot 90 percent or better (min. 8 att.): .900, at Illinois (1/25/97)
UW made 10 or more 3-point field goals: 12, vs. Rutgers (2/18/23)
UW made 15 or more 3-point field goals: 16, vs. Louisville (12/19/20)
UW attempted 30 or more 3-point field goals: 36, vs. Rutgers (2/18/23)
UW attempted 40 or more 3-point field goals: 40, vs. Temple (12/3/01)

Double-Double / Triple-Double

Had a triple-double: Ethan Happ (13 pts, 12 reb, 11 ast) vs. Northwestern (1/26/19)
Had a double-double (Pts/Reb): Tyler Wahl (10 pts, 11 reb) at Michigan (2/26/23)
Had a double-double (Pts/Ast): Ethan Happ (10 p, 11 r, 12a) vs. Coppin St. (11/6/18)
Had a double-double (Ast/Reb): Ethan Happ (10p, 11r, 12a) vs. Coppin St. (11/6/18)
Had a double-double in consecutive games: Johnny Davis (1/30/21 and 2/2/22)
Two with double-double: Potter (24 p, 13 r) & Davison (11 p, 13 r) at Penn State (1/11/20)

Free Throw Shooting

Perfect at the FT line (min. 10 att.): 10-10, Brad Davison at Indiana (2/15/22)
UW shot 80 percent or better (min. 12 att.): .842 (16-19) vs. Green Bay (11/15/22)
UW shot 90 percent or better (min. 12 att.): .917 (11-12), at Michigan (2/26/23)
UW shot 100 percent (min. 12 att.): 15-15, vs. Nebraska (12/22/20)
UW made 20 or more free throws: 20, vs. Nebraska (3/6/22)
UW made 30 or more free throws: 30, vs. Minnesota (2/13/14)
UW made 40 or more free throws: 40, vs. Minnesota (1/12/53)
UW attempted 30 or more free throws: 32, vs. Illinois State (12/29/21)
UW attempted 40 or more free throws: 42, at Illinois (2/3/13)
UW attempted 50 or more free throws: 50, at Indiana (2/12/62)
UW attempted 60 or more free throws: 61, at Michigan (2/21/53)

Rebounds

Had 10+ rebounds: 11, Tyler Wahl at Michigan (2/26/23)
Had 15+ rebounds: 15, Johnny Davis vs. Minnesota (1/30/22)
Had 20+ rebounds: 25, Joe Chrnulich vs. St. Mary's (12/2/76)
Had 30+ rebounds: 30, Paul Morrow vs. Purdue (1/3/53)
Had 10+ reb. in consecutive games: Tyler Wahl, Two Straight (2/22/23, 2/26/23)
UW had 40+ rebounds: 45, vs. Green Bay (11/15/22)
UW had 50+ rebounds: 50, vs. Green Bay (11/12/21)

Assists

Had 10 or more assists: 11, Ethan Happ vs. Northwestern (1/26/19)
Had 15 or more assists: Has not happened
UW had 20 or more assists: 22, vs. Louisville (12/19/20)
UW had 30 or more assists: 30, vs. Iowa (3/9/94)

Blocked Shots

Had 5 or more blocked shots: 9 Nate Reuvers vs. Eastern Illinois (11/8/19)
Had 10 or more blocked shots: Has not happened
UW had 10 or more blocked shots: 10 vs. Eastern Illinois (11/25/20)
UW had 15 or more blocked shots: Has not happened

Steals

Had 5 or more steals: 5, (2x) Chucky Hepburn vs. Minnesota (1/3/23)
Had 10 or more steals: 10, Mike Kelley vs. Texas (12/7/99)
UW had 10 or more steals: 13, vs. Minnesota (1/3/23)
UW had 15 or more steals: 16, (2x) MR vs. California (12/2/12)

Turnovers

UW had 1 or fewer turnovers: 1, vs. Iowa (1/20/15)
UW had 5 or fewer turnovers: 5, vs. Rutgers (2/18/23)
UW had 0 turnovers in a half: 0 in 2H, vs. Western Michigan (12/30/22)
Opponent committed 15 or more turnovers: 15, at Nebraska (2/11/23)
Opponent committed 20 or more turnovers: 20, vs. Illinois (2/27/21)

Overtime

Won a game in overtime: 79-74, at Penn State (2/8/23)
Lost a game in overtime: 87-79, at Michigan (2/26/23)
Played a 2-overtime game: win vs. Indiana (80-73), 1/7/21
Played a 3-overtime game: loss vs. Indiana (85-86), 2/16/87
Played in consecutive OT games: at Penn State (2/8/23) and at Nebraska (2/11/23)

Miscellaneous

Hit a buzzer beater: vs. Xavier, 3/20/16 (Bronson Koenig hits 3PT in corner, UW 66-63)
Won after trailing by at least 10 pts in second half: 17 vs. Indiana, 12/8/21 (down 42-25, 19:43 remaining - won 64-59)
Won after trailing by at least 15 pts in second half: 17 vs. Indiana, 12/8/21 (down 42-25, 19:43 remaining - won 64-59)
UW scored 10 straight points or more: 10-0 (19:39 2H)) at Ohio State (2/2/23)
UW scored 15 straight points or more: 16-0 (16:14 - 10:57 2H) vs. Nicholls (12/15/21)
UW held opp. scoreless 5:00 or longer: 6:31 (1H) at Maryland (1/25/23)
UW held opp. scoreless for 8:00 or longer: 10:24 (17:26 - 7:02 1H) vs. Penn State (2/5/22)