

NORTHWESTERN MEN'S BASKETBALL

AT WISCONSIN • FEBRUARY 5 • MADISON, WIS. • KOHL CENTER

THE MATCH-UP



WISCONSIN BADGERS

13-8, 5-6 (BIG TEN)

VS.

NORTHWESTERN WILDCATS

15-7, 6-5 (BIG TEN)



» **TELEVISION** BTN: (JEFF LEVERING, ROBBIE HUMMEL)

» **RADIO** WGN RADIO 720: (DAVE EANET, BILLY MCKINNEY)

OPENING TIP: Northwestern will try to win two games in the same season against Wisconsin for the first time since 1995-96 when the Wildcats visit the Kohl Center on Sunday evening.

- **Chase Audige's** 2.6 steals per game lead the Big Ten and rank fifth nationally. He was named to the Naismith Defensive Player of the Year Watch List last Thursday.
- The Wildcats' 15-7 record over their first 22 games this season is their best mark since 2016-17 (18-4). NU's 6-5 conference start is also its best since 2016-17 (7-4).
- NU's record this season through 22 games is tied for the second-best in school history, all three of the records have come under **Chris Collins**: 2022-23 (15-7), 2016-17 (18-4), 2015-16 (15-7).
- With NU's last win over Minnesota (Jan. 28), the team matched its win total from last season's 15-16 (7-13 BIG) team.
- Wisconsin leads the all-time series against NU, 120-70. It is the most played series in Northwestern program history.
- Northwestern is looking to snap a three-game skid in Madison and last won in the Kohl Center on Feb. 1, 2018 (60-52).
- NU is looking to win back-to-back games in the series for the first time since 2016-17.
- Head coach **Chris Collins** is 5-11 in his career against Wisconsin, with a 3-4 mark at the Kohl Center.
- The last 10 games of the series can be viewed on Page 4.

IT'S ALL ABOUT THE D: Northwestern has leaned on its defense this season.

- NU ranks 25th nationally and third in the Big Ten holding opponents to an average of 62.5 points per game.
- The 'Cats are 29th nationally and third in the Big Ten allowing opponents to shoot only 40.2% from the field.
- Northwestern ranks 15th in the country in opponent field goal percentage on 2-point attempts (44.0%).
- The 'Cats block% of 14.6 is 14th-best nationally.
- NU's 4.5 blocks per game ranks third in the Big Ten.

- NU is second in the Big Ten in steals per game (8.1).
- When compared to last year, the 'Cats have shaved their scoring defense from 67.8 ppg in 2021-22 to 62.5 ppg in 2022-23 through 22 games.

MICHIGAN RECAP: Northwestern trailed 26-25 at halftime, but Michigan used a 12-0 second half run to down the Wildcats 68-51 at home on Thursday evening.

- **Boo Buie** (23) led the team in scoring, and also tied his season-high of 8 assists. He either scored or assisted on 17 of NU's 21 made field goals. Buie has scored 20 or more points in 7 of NU's 11 conference games.
- **Chase Audige** (10 points) was the only other Wildcat in double figures. He contributed at least 4 steals for the 8th time this year.
- NU's defense held Michigan to a 29.0% shooting mark in the first half before the Wolverines connected on 55.6% of their shots in the second half.

BIG BACKCOURT: The senior backcourt of **Chase Audige** and **Boo Buie** is one of the best in the conference and carry the 'Cats.

- Buie scored his 1,000th career point against Purdue Fort Wayne (11/18) and Audige reached the mark against Brown (12/29).
- Both are averaging over 15 points per game this year: Buie (16.2), Audige (15.6). **Scottie Lindsey** is the last Northwestern player to average 15 or more points per game in a season in 2017-18 (15.0).
- Two 'Cats haven't averaged 15 or more in the same season since 2011-12: forward John Shurna (20.0), guard Drew Crawford (16.1). NU hasn't had two guards average 15 or more in the same season since at least 1992-93.
- The tandem is combining to average 34.3 points of the team's 70.0 per game averaging during BIG games (49% of team's offensive output).
- Audige and Buie are the only two teammates in the Big Ten averaging 15+ points per game.

» 2022-23 SCHEDULE/RESULTS


OVERALL: 15-7 HOME: 10-4		BIG TEN: 6-5 AWAY: 4-2		STREAK: 12 NEUTRAL: 1-1	
DATE	OPPONENT	TIME/RESULT			
NOV. 2	QUINCY (EX.)	W, 69-49			
NOV. 7	CHICAGO STATE	W, 85-54			
NOV. 11	NORTHERN ILLINOIS	W, 63-46			
NOV. 15	at Georgetown\$	W, 75-63			
NOV. 18	PURDUE FORT WAYNE^	W, 60-52			
NOV. 22	vs. Liberty^	W, 66-52			
NOV. 23	vs. #13 Auburn^	L, 43-42			
NOV. 28	PITTI	L, 87-58			
DEC. 4	at #20 Michigan State*	W, 70-63			
DEC. 11	PRAIRIE VIEW A&M	W, 61-51			
DEC. 17	DePAUL	W, 83-45			
DEC. 20	UTC	W, 92-54			
DEC. 29	BROWN	W, 63-58			
JAN. 1	OHIO STATE*	L, 73-57			
JAN. 4	ILLINOIS*	W, 73-60			
JAN. 8	at #15 Indiana*	W, 84-83			
JAN. 11	RUTGERS*	L, 65-62			
JAN. 15	at Michigan*	L, 85-78			
JAN. 23	WISCONSIN*	W, 66-63			
JAN. 25	at Nebraska*	W, 78-63			
JAN. 28	MINNESOTA*	W, 81-61			
JAN. 31	at Iowa*	L, 86-70			
FEB. 2	MICHIGAN*	L, 68-51			
FEB. 5	at Wisconsin* (BTN)	5:30 p.m.			
FEB. 9	at Ohio State* (FSI)	7 p.m.			
FEB. 12	PURDUE* (BTN)	1 p.m.			
FEB. 15	INDIANA* (BTN)	8 p.m.			
FEB. 19	IOWA* (BTN)	5:30 p.m.			
FEB. 23	at Illinois* (BTN)	8 p.m.			
FEB. 26	at Maryland* (BTN)	11 a.m.			
MARCH 1	PENN STATE* (BTN)	8 p.m.			
MARCH 5	at Rutgers* (BTN)	6:30 p.m.			

All times Central
Home games in **BOLD**
\$ Gavitt Tipoff Games
! Big Ten/ACC Challenge
^ Cancun Challenge (Neutral site games played in Cancun)
* Conference game
! Big Ten Tournament
Opponent rankings from AP Poll

PROBABLE STARTERS (BASED ON PREVIOUS GAME)




0 BOO BUIE
SR. - G
6-2 • ALBANY, N.Y.




1 CHASE AUDIGE
JR. - G
6-4 • CORAM, N.Y.



3 TY BERRY
SR. - G
6-3 • NEWTON, KAN.



31 ROBBIE BERAN
SR. - F
6-9 • RICHMOND, VA.



34 MATTHEW NICHOLSON
JR. - C
7-0 • CLARKSTON, MICH.

SOME HOUSEKEEPING ITEMS:

- PLEASE REFER TO US AS "NU," NOT "NW"
- OUR CORRECT LOGO IS THE BLOCK N. OUR FORMER LOGO, AFFECTIONATELY CALLED THE "N-CAT," IS OUR FORMER LOGO. IF YOU NEED THE CORRECT FILE, PLEASE EMAIL JACOB.PAVILACK@NORTHWESTERN.EDU
- NORTHWESTERN UNIVERSITY REFERS TO ITS NEWCOMERS AS FIRST-YEARS, WHICH IS ABBREVIATED BY "FY." THE MORE YOU KNOW!








» 2022-23 NORTHWESTERN WILDCATS

NUMERICAL ROSTER

NO.	NAME	POS.	HT.	CL.	HOMETOWN/HIGH SCHOOL/PREVIOUS SCHOOL
0	BOO BUIE	G	6-2	SR.	ALBANY, N.Y. / GOULD ACADEMY (MAINE)
1	CHASE AUDIGE	G	6-4	R-SR.	CORAM, N.Y. / THE HILL SCHOOL (PA.) / WILLIAM & MARY
2	NICK MARTINELLI	F	6-7	FY.	GLENVIEW, ILL. / GLENBROOK SOUTH HS
3	TY BERRY	G	6-3	JR.	NEWTON, KAN. / SUNRISE CHRISTIAN
5	JULIAN ROPER II	G	6-3	SO.	DETROIT, MICH. / ST. MARY'S
10	TYDUS VERHOEVEN	F	6-9	GR.	MANTECA, CALIF. / MANTECA HS / UTEP
13	BROOKS BARNHIZER	G	6-6	SO.	LAFAYETTE, IN / JEFFERSON
31	ROBBIE BERAN	F	6-9	SR.	RICHMOND, VA. / COLLEGIATE SCHOOL
33	LUKE HUNGER	F	6-10	FY.	MONTREAL, QUÉBEC / NORTHFIELD MOUNT HERMON (MASS.)
34	MATTHEW NICHOLSON	C	7-0	JR.	CLARKSTON, MICH. / CLARKSTON HS
43	BLAKE SMITH	G	6-6	FY.	BLUE BELL, PA. / GERMANTOWN ACADEMY
53	ROY DIXON III	G	5-11	SR.	ATLANTA, GA. / GREATER ATLANTA CHRISTIAN
54	GUS HURLBURT	F	6-9	FY.	ENDERLIN, N.D. / ENDERLIN HS

RADIO/TV ROSTER



COACHES & STAFF

NAME	POSITION • YEAR AT NU	ALMA MATER • YEAR
CHRIS COLLINS	HEAD COACH • 10TH	DUKE • 1996
TALOR BATTLE	ASSISTANT COACH • 2ND	PENN STATE • 2011
CHRIS LOWERY	ASSISTANT COACH • 1ST	SOUTHERN ILLINOIS • 1994
BRYANT MCINTOSH	ASSISTANT COACH • 4TH	NORTHWESTERN • 2018
CHRIS LAUTEN	DIR. OF OPERATIONS • 10TH	DUKE • 2008
BRIAN JAMES	SPECIAL ASST. TO THE HC • 10TH	ILLINOIS STATE • 1977

PRO-NUN-CEE-AY-SHUNS

NAME	HOW YA SAY IT
0 BOO BUIE	BOO-EEE
1 CHASE AUDIGE	AWE-DEEJ (RHYMES WITH SIEGE)
5 JULIAN ROPER II	ROPE-ER
10 TYDUS VERHOEVEN	VER-HOO-VIN
13 BROOKS BARNHIZER	BARN-HIZE-ER
31 ROBBIE BERAN	BEAR-AN

» QUICK FACTS

LOCATIONEvanston, Ill.
FOUNDED1851
ENROLLMENT8,194
PRESIDENTMichael Schill
COMBE FAMILY V.P. FOR ATHLETICS & RECREATIONDr. Derrick Gragg
SENIOR WOMAN ADMINISTRATORJanna Blais
FACULTY ATHLETICS REPRESENTATIVEWes Burghardt
HOME FACILITYWelsh-Ryan Arena (7,039)
NICKNAMEWildcats
COLORPurple (#59118e)
CONFERENCEBig Ten

2021-22 OVERALL RECORD15-16
CONFERENCE RECORD (FINISH)7-13 (t10th)
STARTERS RETURNING/LOST4/1
LETTERWINNERS RETURNING/LOST11/4

FIRST YEAR OF BASKETBALL1904-05
OVERALL WON-LOST1,140-1,576-1
NCAA APPEARANCES/LAST1/2017
NIT APPEARANCES/LAST7/2012
LAST POSTSEASON OPPONENTGonzaga, NCAA Second Round
RESULTL, 79-73

ASSOCIATE DIRECTOR OF COMMUNICATIONSJacob Pavilack
EMAIL ADDRESSjacob.pavilack@northwestern.edu
PHONE304-559-7959
OFFICIAL HASHTAG#GoCats

MORE NOTES...

LAST TIME VS. WISCONSIN: **Boo Buie's** team-high 20 points led the Wildcats to 66-63 victory over Wisconsin in Evanston on Jan. 23, 2023.

- Buie was all over the floor adding 7 boards and 5 assists.
- Northwestern snapped a seven-game losing skid to the Badgers.
- The 'Cats shot 89% (16-of-18) from the free throw line and outrebounded Wisconsin, 35-32.

BERAN BUILDS ON SENIOR SEASON: Northwestern has received another year of improvement from senior **Robbie Beran**. The 6-9 forward has increased his scoring output every year of his career and is averaging career-bests of 8.7 points per game and 5.2 boards per game this year. Beran played in his 100th career game against Illinois, and has not missed a game in his career.

- Beran started the year scoring in double figures in three straight games for the first time in his career.
- He recorded the second double-double of his career against Prairie View A&M, and tied his career-high of 20 points and set a career-high pulling down 12 rebounds.
- When Beran scores in double-figures this season, Northwestern is 7-1.

AUDIGE SIEGE: **Chase Audige** has been all over the floor this season and is second on the team averaging 15.5 points per game (10th in Big Ten), and leads the Big Ten and ranks fifth nationally averaging 2.6 steals per game.

- Audige is sitting on 137 career steals for Northwestern. He ranks 8th in a Northwestern career, the full program leaderboard can be found on Page 4.
- The senior has already recorded a career-high 58 steals in 22 games this season. Last year he tallied 42 swipes in 24 games.
- Audige's 58 steals this season are the most by a Wildcat in a single-season since **Jeremy Nash** recorded 58 in 2009-10, and are tied for sixth-most in a single-season in program history.
- During his NU career, Audige has recorded four games totaling five steals or more, the most by any Northwestern player since at least 2010-11.
- This season, when Audige records four or more steals in a game, NU is 6-2. When Audige scores 20 or more points in a game, Northwestern is 5-0.
- Audige is one of only three players in the country averaging 15+ points and 2.5+ steals per game. Jaelon House - New Mexico (174 ppg, 2.9 spg), Jameer Nelson - Delaware (19.7 ppg, 2.6 spg).

THINGS TO NOTE:

- Northwestern is 15-3 this year when scoring 60 or more points. The team suffered its first such loss of the year on Jan. 11 against Rutgers (65-62).
- When NU leads at the half: 11-1
- When NU trails at the half: 3-4
- When NU is tied at the half: 1-2
- **Boo Buie** is 8th in the league averaging 16.2 points per game, while **Chase Audige** ranks 10th posting 15.5 points per game.
- **Boo Buie** also ranks 5th in the conference averaging 4.5 assists per game.
- **Chase Audige** leads the Big Ten averaging 2.6 steals per game and ranks 5th nationally. **Ty Berry** is 8th in the Big Ten averaging 1.4 steals per game.

- **Matthew Nicholson** leads the team averaging 6.2 rebounds per game, which ranks 18th in the Big Ten. His 2.4 offensive boards per game rank 7th in the league.
- **Matthew Nicholson** ranks 8th in the Big Ten averaging 1.3 blocks per game.
- **Boo Buie** leads the Big Ten shooting 90.2% from the free throw stripe, while **Chase Audige** is 3rd in the league at 84.7%.
- As a team, NU's 4.5 blocks per game are 3rd in the Big Ten.
- NU's 8.1 steals per game rank 2nd in the Big Ten.
- Northwestern's team free throw percentage of 75.0% ranks 3rd in the Big Ten.
- The Wildcats lead the Big Ten in turnover margin (4.4) and rank 15th nationally.

BOO! This season **Boo Buie** ranks fifth in the Big Ten averaging 4.5 assists per game ... The Albany, N.Y. product averaged 14.1 points per game last year, and this season ranks fifth in the Big Ten among returning scorers.

- Against Purdue Fort Wayne he became the 39th player in program history to reach 1,000 career points.
- This season, when Buie scores 20 or more points, the Wildcats are 5-3, and when he records five or more assists, the 'Cats are 7-4.
- Buie has scored 20+ points in 7 of NU's 11 Big Ten games.
- Buie is one of three players in the Big Ten leading his team in points and assists, joining Jalen Pickett (Penn State) and Jahmir Young (Maryland).
- During conference-only games, he ranks 4th in the league in scoring averaging 18.8 points per game, trailing Zach Edey (Purdue, 21.8), Kris Murray (Iowa, 21.5) and Trayce Jackson-Davis (Indiana, 21.1).
- Buie is leading the Big Ten shooting 90.2% (74-of-82) at the free throw line. He is leading Jim Stack (1981, 90.0%) for the highest single-season free throw percentage in program history. The program's single-season free throw leaders can be found on page 4.
- Buie has 392 career assists, which are fourth-most in program history. Assistant coach **Bryant McIntosh** is the school record holder with 700 assists. See below for the full career leaderboard.
- Buie is just the fifth player in program history to record 1,000+ points and 300+ career assists joining McIntosh, **Michael Thompson** (2008-11), **Patrick Baldwin** (1991-94) and **Craig Moore** (2006-09).

NORTHWESTERN CAREER ASSIST LEADERBOARD

RANK	PLAYER	ASSISTS
1.	Bryant McIntosh (2015-18)	700
2.	Michael Thompson (2008-11)	528
3.	Patrick Baldwin (1991-94)	452
4.	Boo Buie (2019-present)	392
5.	Shawn Watts (1984-87)	379
6.	Michael Jenkins (1980-83)	342
7.	Tim Doyle (2005-07)	341
8.	Dave Sobolewski (2012-15)	334
9.	Craig Moore (2006-09)	308
10.	John Shurna (2009-12)	293

VIRTUAL PRESS BOX: For all games this season, Northwestern basketball game notes and opponent notes will be available on the team's virtual pressbox, which is accessible via [NUSports.com](https://nusports.com). Printed game notes will not be provided for home games at Welsh-Ryan Arena.

CHRIS COLLINS

SULLIVAN-UBBEN HEAD MEN'S BASKETBALL COACH



Chris Collins is in his tenth season at Northwestern. He was named the University's 24th head men's basketball coach on March 27, 2013. He ranks third in school history in wins by a head coach.

Collins guided the Wildcats to heights never before reached during the 2016-17 season. The unforgettable campaign saw Northwestern accumulate a school-record 24 wins while earning the program's first NCAA tournament berth and victory in school history.

NU captured the nation's attention with its outstanding start to the season. An 18-4 start, including a six-game winning streak in Big Ten Conference play – the program's first since 1933 – saw the team crack the top 25 of the AP poll on Jan. 30, the team's first national ranking in seven years. NU went on to record 10 wins in league play, its most since the 1932-33 campaign.

NU was rewarded with an NCAA tournament berth on Selection Sunday and the Wildcats earned a 68-66 victory over Vanderbilt in an opening-round contest in Salt Lake City. Northwestern pushed second-ranked and eventual national runner-up Gonzaga to the limits in the second round before eventually suffering a narrow loss.

Collins' contributions to the program were rewarded by being named one of four national finalists for the Naismith Men's Coach of the Year award. Following the season, Collins agreed to a contract extension that runs through the 2024-25 campaign.

He most recently led the team to a 15-17 record in 2021-22 and knocked off No. 10 Michigan State in East Lansing, his third victory over an AP-Top 10 team. In 2020-21 the 'Cats opened BIG play 3-0, earning a No. 19 ranking from the AP.

Collins came to Evanston after serving on the coaching staff at Duke since July 22, 2000. He was promoted to Associate Head Coach in the summer of 2008. During Collins' 13 seasons on the Blue Devils' staff, Duke posted an overall record of 385-77 while recording eight ACC tournament championships, four ACC regular season titles, eight in-season tournament titles and national championships in 2001 and 2010.

While attending Duke, Collins was a team captain as a senior and four-year letterman from 1993-96. He ranks 11th among Duke's all-time leaders in three-point field goals (209) and 10th in three-point field goal attempts (539). Collins averaged 9.1 points, 2.0 rebounds and 2.4 assists as a collegian. He earned second-team All-ACC honors as a senior.

Collins is the son of former NBA All-Star and head coach, Doug Collins. A native of nearby Northbrook, Illinois, Collins is a 1996 graduate of Duke with a bachelor's degree in sociology.

» THE COLLINS FILE

YEAR	SCHOOL/TEAM	POSITION
1997-98	DETROIT SHOCK (WNBA)	ASSISTANT COACH
1998-2000	SETON HALL	ASSISTANT COACH
2000-08	DUKE	ASSISTANT COACH
2008-13	DUKE	ASSOCIATE HEAD COACH
2013-PRESENT	NORTHWESTERN	HEAD COACH

YEAR	SCHOOL	RECORD	BIG TEN	POSTSEASON
2013-14	NORTHWESTERN	14-19	6-12	—
2014-15	NORTHWESTERN	15-17	6-12	—
2015-16	NORTHWESTERN	20-12	8-10	—
2016-17	NORTHWESTERN	24-12	10-8	NCAA 2nd Rd.
2017-18	NORTHWESTERN	15-17	6-12	—
2018-19	NORTHWESTERN	13-19	4-16	—
2019-20	NORTHWESTERN	8-23	3-17	—
2020-21	NORTHWESTERN	9-15	6-13	—
2021-22	NORTHWESTERN	15-17	7-13	—
2022-23	NORTHWESTERN	15-7	6-5	—
TOTALS	10 SEASONS	148-157	62-118	

EVEN MORE NOTES...

NATIONAL TURNOVER MARGIN LEADERS

RANK	TEAM	TURNOVER MARGIN
1.	Missouri	6.6
2.	UNLV	6.3
3.	UCLA	6.3
4.	Kent State	5.3
5.	Abilene Christian	5.1
6.	Marquette	5.1
7.	Northern Kentucky	5.0
8.	Iowa State	5.0
9.	Houston	4.9
10.	Sam Houston	4.9
11.	TCU	4.7
12.	Fairleigh Dickinson	4.7
12.	James Madison	4.7
14.	Tulane	4.5
15.	Northwestern	4.4

NORTHWESTERN SINGLE-SEASON FREE THROW% LEADERS MINIMUM 60 ATTEMPTS

RANK	PLAYER	FREE THROW%
1.	Boo Buie (2023)	.902
2.	Jim Stack (1981)	.900
3.	Jerry Marifke (1979)	.887
4.	Dan Davis (1969)	.882
5.	Patrick Baldwin (1993)	.880
6.	Bill Sticklen (1948)	.876
7.	Brian Gibson (1980)	.873
	Willie Williams (1975)	.873
9.	Bill Gibbs (1963)	.871
10.	Bryant McIntosh (2017)	.870

NORTHWESTERN SINGLE-SEASON STEAL LEADERBOARD

RANK	PLAYER	STEALS
1.	Patrick Baldwin, 1991	90
2.	Patrick Baldwin, 1993	74
3.	Art Aaron, 1984	67
4.	Jitim Young, 2004	66
5.	Patrick Baldwin, 1994	59
6.	Chase Audige, 2023	58
	Jeremy Nash, 2010	58
8.	Mohamed Hachad, 2004	57
9.	Craig Moore, 2008	55
	Jitim Young, 2002	55
	Shawn Watts, 1987	55

60 OR FEWER: Since **Chris Collins** arrived at Northwestern for the 2013-14 season, the 'Cats have held their opponensts to 60 or fewer points 90 times. That ranks fifth in the Big Ten over that span.

BLOCK PARTY: Northwestern has recorded 100 blocks through its first 22 games this season, its most in a season through 22 games since posting 107 rejections in 2017-18.

MORE DEFENSIVE NOTES: Northwestern's 62.5 points allowed through its first 22 games of the season is the program's best mark since at least 2010-11. The Wildcats last allowed 60 or fewer points per game in a season in 2006-07 (58.7).

NORTHWESTERN CAREER STEAL LEADERBOARD

RANK	PLAYER	STEALS
1.	Patrick Baldwin, 1991-94	272
2.	Jitim Young, 2001-04	215
3.	Mohamed Hachad, 2003-06	167
4.	Shawn Watts, 1984-87	161
5.	Michael Thompson, 2008-11	159
6.	Art Aaron, 1981-84	145
7.	Craig Moore, 2006-09	141
8.	Chase Audige, 2020-present	137
9.	Jeremy Nash, 2007-10	129
10.	Kevin Rankin, 1991-94	126

COACHING STAFF CHANGES: Head Coach Chris Collins announced staff changes ahead of the 2022-23 campaign:

- **Bryant McIntosh** was elevated to an on-court assistant coach after spending the previous two seasons as assistant director of operations. McIntosh, who was instrumental in the program's 2017 NCAA Tournament berth as a player and the program's all-time assists leader, is the youngest Power 5 assistant coach in the nation at 27 years old.
- Veteran coach **Chris Lowery** comes to Evanston for his first year on staff. Lowery spent the previous 10 years as associate head coach at Kansas State, helping the Wildcats to two Big 12 regular season titles and five NCAA Tournaments. He also has a 145-116 record as a head coach and led his alma mater Southern Illinois to three NCAA Tournaments and 145 wins (2004-12).
- **Brian James**, Collins' longtime right hand man, has slid into an off-court role as special assistant to the head coach after serving as an assistant coach for nine seasons in Evanston. James has over 45 years of experience as a coach in high school, the NBA and college. Collins played for James in high school at nearby Glenbrook North HS.

RETURN OF THE 'CATS: Chris Collins' squad is among the most experienced in the Big Ten heading into this season. The Wildcats returned four starters for the third-consecutive season, tied for second-most in the conference. The 'Cats return:

- 55.8% of scoring
- 58.3% of minutes
- 46.0% of rebounds
- 57.1% of assists

NEW 'CATS ON THE BLOCK: Northwestern's roster features four first-year student-athletes, headlined by **Luke Hunger** and **Nick Martinelli**. **Blake Smith** and **Gus Hurlburt** round out the class and are both walk-ons.

- Hunger, the first 'Cat to hail from Canada since **Bernard Côté** in 2005-06, was rated the No. 31 power forward and No. 4 overall player from Canada in his class according to 247Sports.
- Martinelli prepped at nearby Glenbrook South HS (9 miles away from Welsh-Ryan Arena) and was ranked the No. 7 player in Illinois by 247Sports.

HEAD COACH CHRIS COLLINS: Sullivan-Ubben Head Men's Basketball Coach Chris Collins is in his 10th season as the program's head coach, the third longest coaching tenure in program history.

- Collins is also third in program history with 148 victories.
- Collins is the fourth-longest tenured coach in the Big Ten, trailing Michigan State's Tom Izzo (28), Purdue's Matt

Painter (18) and Iowa's Fran McCaffery (13).

- Collins was featured on the Netflix special *The Redeem Team* this year for his role as an assistant coach for the 2008 USA Basketball Olympic team in Beijing.

NU BY THE PLAYERS UNIFORMS

- NU unveiled its "Chicago's Own" by the Players uniform earlier this season against DePaul and will wear the uniform three times this season.
- NU is 2-0 in the jersey this season, recording wins over DePaul and Illinois. They will wear it twice more in the home finale against Indiana (Feb. 15) & Penn State (March 1).
- The jersey was designed by the senior class and showcases elements on the City of Chicago flag.



LAST 10 TIMES AGAINST WISCONSIN

DATE	RESULT	LOCATION
1/23/23	W, 66-63	Evanston
1/18/22	L, 82-76	Evanston
2/21/21	L, 68-51	Evanston
1/20/21	L, 68-52	Madison
3/4/20	L, 63-48	Madison
2/23/19	L, 69-64	Evanston
1/26/19	L, 62-46	Madison
2/22/18	L, 70-64	Rosemont
2/1/18	W, 60-52	Madison
3/11/17	L, 76-48	Washington, DC

HISTORIC WIN AT INDIANA: Northwestern won at No. 15 Indiana 84-83 on Jan. 8, 2023. Below are some historical points about the game.

- Northwestern allowed its most points in a win since defeating then-No. 8 Michigan in overtime 97-93 on March 12, 1994.
- Northwestern ended a 25-game losing skid when facing a ranked Indiana team, winning for the first time since Jan. 11, 1988, 66-64, over the then No.-12 Hoosiers in Evanston.
- NU won back-to-back road games in Bloomington for the first time since 1966-68.
- The win improved NU's conference record to 3-1. The team started with a 3-1 record for the third time in the last 55 seasons. 2020-21 (3-1) and 1967-68 (3-1).
- NU won back-to-back road games over ranked opponents for the first time in program history (defeated No. 20 Michigan State in East Lansing in previous road game).
- The Wildcats have defeated Indiana, Michigan State and Illinois in the same season for the first time since 1967-68.



» CAREER HIGHS

POINTS

30, vs. Michigan State (12/20/20)

FG

10, (3x), last at Indiana (1/8/23)

3PT FG

7, vs. Purdue Fort Wayne (11/18/22)

FREE THROWS MADE

12, at Minnesota (2/25/21)

REBOUNDS

7, (3x), last vs. Wisconsin (1/23/23)

ASSISTS

9, vs. New Orleans (11/16/21)

STEALS

5, vs. Eastern Illinois (11/9/21)

MINUTES

39, vs. Maryland (1/12/22)

BLOCKS

2, (2x), last vs. Liberty (11/22/22)

» SEASON HIGHS

POINTS

28, vs. Purdue Fort Wayne (11/18/22)

FG

10, at Indiana (1/8/23)

3PT FG

7, vs. Purdue Fort Wayne (11/18/22)

FREE THROWS MADE

11, vs. Illinois (1/4/23)

REBOUNDS

7, (2x), last vs. Wisconsin (1/23/23)

ASSISTS

8, (2x), last vs. Michigan (2/2/23)

STEALS

3, vs. Minnesota (1/28/23)

MINUTES

38, (2x), last vs. Michigan (2/2/23)

BLOCKS

2, vs. Liberty (11/22/22)

» TRACKING Season Career

10+ points	20	70
10+ rebounds	0	0
5+ assists	11	36
Double-doubles	0	0

0 BOO BUIE SR. • G • 6-2 • ALBANY, N.Y. / GOULD ACADEMY (MAINE)

» NEWS & NOTES

2022-23: Ranks fifth in the Big Ten among returning scorers from the 2021-22 season, averaging 14.1 points per game ... Posted 16 points, 7 boards and 6 assists in the season-opener, first NU player to post those numbers in a game since 2017 (11/7) ... Scored 12 points, all in the second half, in a road win at Georgetown (11/16) ... Became the 39th player in program history to reach 1,000 career points with a season-high 28-point performance against Purdue Fort Wayne (11/18) ... Hit a career-high 7 threes against the Mastodons, the most by a Wildcat since 2018 ... Had 20 points in the win at No. 20 Michigan State, third career 20+ point game against the Spartans ... Posted 15 points in the win over Illinois (1/4), with 11 points coming at the free throw stripe ... Scored in double-figures in 20 of team's 22 games ... Scored 20+ points in 5 of last 6 games ... Season-high 8 assists vs. Minnesota (1/28) ... Scored a team-high 23 points and tied season-high of 8 assists vs. Michigan (2/2), combined to assist or score 17 of team's 21 field goals.

2021-22: Led the team and ranked seventh in the Big Ten with 134 assists ... Led the team in made free throws (78) ... Ranked second on the team in points (436) and 3-point field goals (148) ... Ranked fifth in the Big Ten and led the team shooting 79.6% (78-for-98) at the free throw line ... First NU player to average 14+ points and 4+ assists per game since Bryant McIntosh (2016-17) ... Scored 20+ points four times (Georgia, Penn State, Providence and Nebraska) ... Scored a season-high 27 points with a career-high six threes at Nebraska (2/5).

2020-21: Led the team with 41 made threes and 96 assists ... Finished in the Top 10 in assists per game in the Big Ten ... Was one of four Wildcats to average double figures in scoring (10.3 ppg) ... Named the Big Ten Player of the Week for the first time in his career after scoring a career-high 30 points in a win over No. 4 Michigan State (12/20).

2019-20: Started nine of the team's last 10 games ... Ranked third on the team in scoring averaging 10.3 points per game ... Ranked second on the team with 63 assists and 17 steals.

PERSONAL: Born Daniel Buie ... Brother of Northwestern assistant coach Tabor Battle.

Opponent	Date	GS	MIN	Total		3-Pointers		Free throws		Rebounds				PF	A	TO	BLK	STL	PTS	AVG	
				FG-FGA	PCT	3FG-3FGA	PCT	FT-FTA	PCT	OFF	DEF	TOT	AVG								
Chicago St.	11/07/2022	*	30:47	4-9	.444	1-1	1.000	7-8	.875	1	6	7	7.0	3	6	6	0	1	16	16.0	
NIU	11/11/2022	*	36:23	5-15	.333	1-4	.250	2-2	1.000	3	3	6	6.5	0	7	1	0	1	13	14.5	
at Georgetown	11/15/2022	*	32:12	5-15	.333	2-6	.333	0-0	.000	0	1	1	4.7	2	6	5	0	0	12	13.7	
Purdue Fort Wayne	11/18/2022	*	36:21	9-18	.500	7-13	.538	3-4	.750	0	4	4	4.5	2	3	2	0	2	28	17.3	
vs Liberty	11/22/2022	*	27:12	1-8	.125	1-4	.250	2-2	1.000	0	2	2	4.0	3	1	3	2	1	5	14.8	
vs Auburn	11/23/2022	*	37:05	3-13	.231	0-6	.000	0-0	.000	1	4	5	4.2	2	3	3	0	2	6	13.3	
Pittsburgh	11/28/2022	*	32:31	4-10	.400	2-8	.250	0-0	.000	0	3	3	4.0	2	5	2	0	1	10	12.9	
at Michigan St.	12/04/2022	*	36:40	6-14	.429	1-5	.200	7-7	1.000	0	5	5	4.1	3	3	4	0	1	20	13.8	
Prairie View	12/11/2022	*	38:23	4-15	.267	2-7	.286	2-3	.667	0	5	5	4.2	2	7	1	0	1	12	13.6	
DePaul	12/17/2022	*	28:55	5-16	.313	4-12	.333	3-3	1.000	0	3	3	4.1	2	2	5	0	1	17	13.9	
UIC	12/20/2022	*	24:04	7-12	.583	2-6	.333	0-0	.000	0	2	2	3.9	0	5	0	0	1	16	14.1	
Brown	12/29/2022	*	35:03	6-18	.333	1-7	.143	2-2	1.000	0	1	1	3.7	2	4	1	0	1	15	14.2	
Ohio St.	01/01/2023	*	34:36	3-15	.200	3-10	.300	1-2	.500	0	3	3	3.6	1	3	1	0	1	10	13.8	
Illinois	01/04/2023	*	28:41	2-13	.154	0-4	.000	11-12	.917	0	1	1	3.4	4	4	1	0	1	15	13.9	
at Indiana	01/08/2023	*	35:03	10-18	.556	1-4	.250	5-6	.833	0	3	3	3.4	2	2	2	0	1	26	14.7	
Rutgers	01/11/2023	*	38:44	4-13	.308	1-6	.167	4-4	1.000	0	1	1	3.3	1	7	4	0	0	13	14.6	
at Michigan	01/15/2023	*	36:19	8-18	.444	1-6	.167	5-6	.833	0	3	3	3.2	2	5	6	0	0	22	15.1	
Wisconsin	01/23/2023	*	36:37	7-15	.467	1-4	.250	5-6	.833	0	7	7	3.4	3	5	1	0	1	20	15.3	
at Nebraska	01/25/2023	*	35:41	5-9	.556	3-5	.600	4-4	1.000	1	4	5	3.5	2	2	2	0	0	17	15.4	
Minnesota	01/28/2023	*	36:58	9-20	.450	1-5	.200	2-2	1.000	1	1	2	3.5	1	8	1	0	3	21	15.7	
at Iowa	01/31/2023	*	32:11	6-13	.462	1-5	.200	7-7	1.000	0	3	3	3.4	3	3	2	0	3	20	15.9	
Michigan	02/02/2023	*	37:48	9-19	.474	3-6	.500	2-2	1.000	1	3	4	3.5	1	8	4	0	1	23	16.2	
Totals			22	748:15	122-316	.386	39-134	.291	74-82	.902	8	68	76	3.5	43	99	57	2	24	357	16.2

Player Averages

Games Played	Minutes/game	Points/game	FG Pct	3FG Pct	FT Pct	Rebounds/game	Assists/game	Turnovers/game	Assist/Turnover ratio	Steals/game	Blocks/game
22	34.0	16.2	38.6	29.1	90.2	3.5	4.5	2.6	1.7	1.1	0.1

				Field Goals		3-Point		F-Throws		Rebounds									Scoring	
SEASON	TEAM	GP-GS	MIN/AVG	FG-FGA	FG%	3FG-3FGA	3FG%	FT-FTA	FT%	OFF	DEF	TOT	AVG	PF-FO	A	TO	BLK	STL	PTS	AVG
2019-20	NU	26-11	650/25.0	96-255	.376	31-110	.282	46-65	.708	4	51	55	2.1	60-0	63	48	3	17	269	10.3
2020-21	NU	24-19	643/26.8	82-222	.369	41-114	.360	43-55	.782	6	49	55	2.3	52-1	96	48	1	15	248	10.3
2021-22	NU	31-30	917/29.6	148-373	.397	62-182	.341	78-98	.796	14	64	78	2.5	58-0	134	58	3	24	436	14.1
2022-23	NU	22-22	748/34.0	122-316	.386	39-134	.291	74-82	.902	8	68	76	3.5	43-0	99	57	2	24	357	16.2
TOTAL		103-82	2958/28.7	448-1166	.384	173-540	.320	241-300	.803	32	232	264	2.6	213-1	392	211	9	80	1310	12.7



» CAREER HIGHS

POINTS
28, vs. DePaul (12/17/22)

FG
11, (2x), last vs. DePaul (12/17/22)

3PT FG
6, vs. DePaul (12/17/22)

FREE THROWS MADE
10, vs. Brown (12/29/22)

REBOUNDS
10, vs. Delaware (2/2/19)*

ASSISTS
9, vs. Chicago State (11/7/22)

STEALS
6, at Indiana (1/8/23)

MINUTES
50, vs. Hofstra (1/10/19)*

BLOCKS
4, vs. Prairie View AGM (12/11/22)

» SEASON HIGHS

POINTS
28, vs. DePaul (12/17/22)

FG
11, vs. DePaul (12/17/22)

3PT FG
6, vs. DePaul (12/17/22)

FREE THROWS MADE
10, vs. Brown (12/29/22)

REBOUNDS
6, (2x), last at Nebraska (1/25)

ASSISTS
9, vs. Chicago State (11/7/22)

STEALS
6, at Indiana (1/8/23)

MINUTES
39, vs. Liberty (11/22/22)

BLOCKS
4, vs. Prairie View AGM (12/11/22)

* at William & Mary

» TRACKING Season Career

10+ points	19	59
10+ rebounds	0	1
5+ assists	2	7
Double-doubles	0	1

I CHASE AUDIGE R-SR. • G • 6-4 • CORAM, N.Y. / THE HILL SCHOOL (PA.) (WILLIAM & MARY)

» NEWS & NOTES

2022-23: Dished out a career-high nine assists in the season-opener against Chicago State (11/7) ... Scored 13 of team-high 17 points in the second half in a road win at Georgetown (11/15) ... Against Purdue Fort Wayne, became the first Wildcat with 4+ steals and 3+ blocks since 2012 ... Named to Cancun Challenge All-Tournament Team ... Only player in the country averaging at least 12 points, 3 assists, 2 steals and 1 block per game ... Named Fisher-McGrath MVP for scoring a career-high 28 points in the win over DePaul ... First NU player since at least 2010-11 to post 25+ points and 5+ steals in the same game ... Scored 24 points against Brown (12/29) and reached 1,000 career points ... Scored 20+ points for the third time this year, dropping 21 points in the win over Illinois (1/4) ... Leads the Big Ten in steals ... Ranks 8th in program history for steals in a career ... Naismith DPOY Watch List honoree.

2021-22: Led the team by recording 42 steals, and his 1.8 steals per game ranked second in the Big Ten ... First Northwestern player to average at least 1.8 steals per game since Jeff Ryan (2009-10) ... Finished third on the team in scoring ... Scored in double figures 12 times ... Missed the first seven games of the year with a hip injury ... Hit a free throw with 18 seconds left in the second half to give Northwestern the lead and win over Nebraska in the Big Ten Tournament (3/9).

2020-21: Led the Wildcats with 112 made field goals, 295 points, and 37 steals, which were the third highest total in the Big Ten ... Finished second on the team with 40 made three-pointers, 10 blocks, 44 assists, and 28.1 minutes per game ... Scored 20+ points three times.

2019-20: Sat out at Northwestern due to NCAA transfer rules.

2018-19 (at William & Mary): Named to CAA All-Rookie Team, VaSID State Rookie of the Year, garnered three CAA Rookie of the Week awards and was named WGM's co-Defensive Most Valuable Player ... Finished the year fourth in the CAA with 1.5 steals per game and his 44 steals on the season ranked second in WGM history ... Scored 20+ points two times.

Opponent	Date	GS	MIN	Total		3-Pointers		Free throws		Rebounds				PF	A	TO	BLK	STL	PTS	AVG
				FG-FGA	PCT	3FG-3FGA	PCT	FT-FTA	PCT	OFF	DEF	TOT	AVG							
Chicago St.	11/07/2022	*	29:55	2-7	.286	2-4	.500	7-7	1.000	0	4	4	4.0	3	9	3	0	2	13	13.0
NIU	11/11/2022	*	35:03	2-9	.222	0-6	.000	2-2	1.000	1	3	4	4.0	2	3	3	0	4	6	9.5
at Georgetown	11/15/2022	*	27:35	6-16	.375	4-9	.444	1-2	.500	3	1	4	4.0	4	4	1	0	0	17	12.0
Purdue Fort Wayne	11/18/2022	*	29:37	2-6	.333	1-4	.250	2-2	1.000	1	3	4	4.0	0	6	5	3	4	7	10.8
vs Liberty	11/22/2022	*	39:08	7-11	.636	3-5	.600	3-4	.750	0	2	2	3.6	2	5	4	0	2	20	12.6
vs Auburn	11/23/2022	*	31:31	4-14	.286	1-4	.250	1-2	.500	1	2	3	3.5	3	0	1	3	2	10	12.2
Pittsburgh	11/28/2022	*	30:44	5-13	.385	3-7	.429	1-2	.500	0	3	3	3.4	5	2	3	0	2	14	12.4
at Michigan St.	12/04/2022	*	27:38	5-12	.417	3-6	.500	2-2	1.000	0	3	3	3.4	3	1	2	0	4	15	12.8
Prairie View	12/11/2022	*	30:46	4-14	.286	1-6	.167	2-2	1.000	2	4	6	3.7	3	3	3	4	3	11	12.6
DePaul	12/17/2022	*	33:11	11-19	.579	6-10	.600	0-0	.000	0	3	3	3.6	2	3	1	0	5	28	14.1
UIC	12/20/2022	*	28:53	8-16	.500	1-5	.200	2-2	1.000	1	3	4	3.6	3	3	5	0	1	19	14.5
Brown	12/29/2022	*	38:28	6-15	.400	2-6	.333	10-10	1.000	0	2	2	3.5	2	1	4	1	2	24	15.3
Ohio St.	01/01/2023	*	36:30	6-17	.353	2-9	.222	2-4	.500	0	2	2	3.4	2	2	1	0	1	16	15.4
Illinois	01/04/2023	*	32:22	5-14	.357	4-9	.444	7-8	.875	0	2	2	3.3	1	0	2	1	4	21	15.8
at Indiana	01/08/2023	*	31:03	5-14	.357	1-3	.333	8-10	.800	0	1	1	3.1	2	8	2	0	6	19	16.0
Rutgers	01/11/2023	*	36:50	4-12	.333	2-7	.286	2-2	1.000	1	2	3	3.1	2	3	1	3	2	12	15.8
at Michigan	01/15/2023	*	34:22	3-14	.214	2-7	.286	0-0	.000	3	1	4	3.2	3	3	0	0	5	8	15.3
Wisconsin	01/23/2023	*	38:35	6-15	.400	2-5	.400	2-2	1.000	1	2	3	3.2	4	0	0	0	0	16	15.3
at Nebraska	01/25/2023	*	34:00	6-11	.545	1-4	.250	2-2	1.000	2	4	6	3.3	2	4	5	0	2	15	15.3
Minnesota	01/28/2023	*	36:24	9-14	.643	3-6	.500	3-3	1.000	0	4	4	3.4	1	2	1	1	1	24	15.8
at Iowa	01/31/2023	*	36:56	7-19	.368	1-5	.200	0-0	.000	0	2	2	3.3	3	2	2	0	2	15	15.7
Michigan	02/02/2023	*	36:19	4-16	.250	0-7	.000	2-4	.500	1	1	2	3.2	1	1	2	0	4	10	15.5
Totals			22 735:51	117-298	.393	45-134	.336	61-72	.847	17	54	71	3.2	53	65	51	16	58	340	15.5

Player Averages

Games Played	Minutes/game	Points/game	FG Pct	3FG Pct	FT Pct	Rebounds/game	Assists/game	Turnovers/game	Assist/Turnover ratio	Steals/game	Blocks/game
22	33.4	15.5	39.3	33.6	84.7	3.2	3.0	2.3	1.3	2.6	0.7

				Field Goals		3-Point		F-Throws		Rebounds				Scoring						
SEASON	TEAM	GP-GS	MIN/AVG	FG-FGA	FG%	3FG-3FGA	3FG%	FT-FTA	FT%	OFF	DEF	TOT	AVG	PF-FO	A	TO	BLK	STL	PTS	AVG
2018-19	W&M	31-20	909/29.3	108-230	.470	39-105	.371	42-62	.677	34	92	126	4.1	92-1	75	57	17	44	297	9.6
2020-21	NU	24-23	676/28.2	112-277	.404	40-118	.339	31-57	.544	19	69	88	3.7	70-2	44	55	10	37	295	12.3
2021-22	NU	24-24	644/26.8	88-260	.338	27-108	.250	33-46	.717	30	71	101	4.2	63-2	46	32	8	42	236	9.8
2022-23	NU	22-22	736/33.4	117-298	.393	45-134	.336	61-72	.847	17	54	71	3.2	53-1	65	51	16	58	340	15.5
TOTAL FOR NU		70-69	2056/29.4	317-835	.380	112-360	.311	125-175	.714	66	194	260	3.7	186-5	155	138	34	137	871	12.4
TOTAL		101-89	2965/29.4	425-1065	.399	151-465	.325	167-237	.705	100	286	386	3.8	278-6	230	195	51	181	1168	11.6



2

NICK MARTINELLI

FY • F • 6-7 • GLENVIEW, ILL. / GLENBROOK SOUTH HS

» NEWS & NOTES

2022-23: Saw his first extended playing time of his career, playing 16 minutes and scoring seven points against Pitt ... Tied for the team-lead in rebounds with 5 against Minnesota (1/28) ... Scored a career-high 9 points at Iowa (1/31) and is the first NU first-year to score 9 or more points off the bench since Jared Coleman-Jones in 2020.

PRIOR TO NORTHWESTERN: Scored 1,331 career points at Glenbrook South HS ... Averaged 22.8 points and 6.6 rebounds per game as a senior, and led the Titans to a 33-3 record ... Named first-team Class 4A all-state by both the Associated Press and Illinois Basketball Coaches Association ... According to 247Sports, ranked the No. 7 player in the state of Illinois ... Three-star prospect ... Averaged 21.8 points and 5.9 boards per game as a junior, earning all-state and all-league accolades.

PERSONAL: Both older brothers played college basketball, Dom played his freshman season (2020-21) at Northwestern as a preferred walk-on before transferring to St. Thomas ... Eldest brother Jimmy, was a four-year starter at NYU from 2016-20 ... Went to high school nine miles away from Welsh-Ryan Arena.

» CAREER HIGHS

POINTS
9, at Iowa (1/31/23)

FG
3, (2x), last at Iowa (1/31/23)

3PT FG
1, (2x), last at Iowa (1/31/23)

FREE THROWS MADE
2, at Iowa (1/31/23)

REBOUNDS
5, vs. Minnesota (1/28/23)

ASSISTS
2, vs. Pitt (1/28/22)

STEALS
1, vs. Chicago State (11/7/22)

MINUTES
16, (2x), last at Iowa (1/31/23)

BLOCKS
N/A

Opponent	Date	GS	MIN	Total		3-Pointers		Free throws		Rebounds				PF	A	TO	BLK	STL	PTS	AVG
				FG-FGA	PCT	3FG-3FGA	PCT	FT-FTA	PCT	OFF	DEF	TOT	AVG							
Chicago St.	11/07/2022		03:47	0-2	.000	0-0	.000	0-0	.000	0	0	0	0.0	1	0	0	0	1	0	0.0
vs Liberty	11/22/2022		00:52	0-0	.000	0-0	.000	0-0	.000	0	0	0	0.0	1	0	0	0	0	0	0.0
Pittsburgh	11/28/2022		16:14	3-7	.429	1-2	.500	0-0	.000	3	1	4	1.3	0	2	0	0	0	7	2.3
Wisconsin	01/23/2023		04:25	0-0	.000	0-0	.000	0-0	.000	1	0	1	1.3	0	0	0	0	0	0	1.8
at Nebraska	01/25/2023		10:36	2-3	.667	0-0	.000	0-0	.000	0	1	1	1.2	1	0	2	0	1	4	2.2
Minnesota	01/28/2023		11:49	0-0	.000	0-0	.000	2-2	1.000	4	1	5	1.8	0	0	1	0	0	2	2.2
at Iowa	01/31/2023		16:05	3-3	1.000	1-1	1.000	2-3	.667	1	0	1	1.7	0	0	0	0	0	9	3.1
Michigan	02/02/2023		02:57	0-0	.000	0-0	.000	0-0	.000	0	0	0	1.5	0	0	0	0	0	0	2.8
Totals		0	66:45	8-15	.533	2-3	.667	4-5	.800	9	3	12	1.5	3	2	3	0	2	22	2.8

Player Averages

Games Played	Minutes/ game	Points/ game	FG Pct	3FG Pct	FT Pct	Rebounds/ game	Assists/ game	Turnovers/ game	Assist/Turnover ratio	Steals/ game	Blocks/ game
8	8.3	2.8	53.3	66.7	80.0	1.5	0.3	0.4	0.7	0.3	0.0

» SEASON HIGHS

POINTS
9, at Iowa (1/31/23)

FG
3, (2x), last at Iowa (1/31/23)

3PT FG
1, (2x), last at Iowa (1/31/23)

FREE THROWS MADE
2, at Iowa (1/31/23)

REBOUNDS
5, vs. Minnesota (1/28/23)

ASSISTS
2, vs. Pitt (11/28/22)

STEALS
1, vs. Chicago State (11/7/22)

MINUTES
16, (2x), last at Iowa (1/31/23)

BLOCKS
N/A

» TRACKING Season Career

10+ points	0	0
10+ rebounds	0	0
5+ assists	0	0
Double-doubles	0	0

				Field Goals		3-Point		F-Throws		Rebounds										Scoring	
SEASON	TEAM	GP-GS	MIN/AVG	FG-FGA	FG%	3FG-3FGA	3FG%	FT-FTA	FT%	OFF	DEF	TOT	AVG	PF-FO	A	TO	BLK	STL		PTS	AVG
2022-23	NU	8-0	67/8.3	8-15	.533	2-3	.667	4-5	.800	9	3	12	1.5	3-0	2	3	0	2		22	2.8
TOTAL		8-0	67/8.3	8-15	.533	2-3	.667	4-5	.800	9	3	12	1.5	3-0	2	3	0	2		22	2.8



» CAREER HIGHS

POINTS
26, at Nebraska (1/25/22)
FG
10, at Nebraska (1/25/22)
3PT FG
6, at Nebraska (1/23/22)
FREE THROWS MADE
7, vs. Liberty (11/22/22)
REBOUNDS
11, (2x), last at Indiana (1/8/23)
ASSISTS
4, vs. Illinois-Springfield (12/20/21)
STEALS
4, vs. Liberty (11/22/22)
MINUTES
36, vs. Maryland (1/12/22)
BLOCKS
2, (2x), last vs. Chicago State (11/7/22)

» SEASON HIGHS

POINTS
26, at Nebraska (1/25/22)
FG
10, at Nebraska (1/25/22)
3PT FG
6, at Nebraska (1/23/22)
FREE THROWS MADE
7, vs. Liberty (11/22/22)
REBOUNDS
11, (2x), last at Indiana (1/8/23)
ASSISTS
3, (2x), last vs. DePaul (12/17/22)
STEALS
4, vs. Liberty (11/22/22)
MINUTES
35, vs. Liberty (11/22/22)
BLOCKS
2, vs. Chicago State (11/7/22)

» TRACKING Season Career

10+ points 10 23
10+ rebounds 2 2
5+ assists 0 0
Double-doubles 2 2

3 TY BERRY JR. • G • 6-3 • NEWTON, KS. / SUNRISE CHRISTIAN

» NEWS & NOTES

2022-23: Only returning player in the Big Ten to shoot 38% or better from behind the arc (min. 200 attempts) over the last two seasons ... Recorded first career double-double against Northern Illinois, tallying 11 points and a career-high 11 rebounds (11/11) ... Named to Cancun Challenge All-Tournament Team ... Scored 13 points, with 10 coming in the second half, in a win over Illinois (1/4) ... Also made his 100th career 3-pointer against the Illini ... Averaging career-best marks in points and rebounds ... Posting the best steal numbers of his career ... Rebounding average has doubled from last year ... Scored in double-figures in five straight games from 12/29 to 1/11, the longest stretch of his career ... Had a career-high 26 points, with 21 coming in the first half at Nebraska (1/25).

2021-22: Finished second on the team making 54 3-pointers ... Recorded the second-highest 3-point field goal percentage (38.8%) on the team ... Ranked fifth on the team in scoring ... Started the first 16 games of the season ... Made his first collegiate start scoring 13 points and totaling six rebounds against Eastern Illinois (11/9) ... Led the team with a career-high 23 points while grabbing six rebounds against Ohio State (1/9) ... Scored in double-figures for three straight games against Nebraska (2/22), Penn State (2/25) and Iowa (2/28) ... Tied his career-high with five threes and scored 19 points at Iowa (2/28).

2020-21: Led the team among players with at least 20 three-point attempts shooting 36.5% from behind the arc ... Finished third on the team with 18 steals ... Made his final six shots of the game and scored 14 second half points in a win over Chicago State (12/5).

PRIOR TO NORTHWESTERN: Ranked as the No. 2 guard in the state of Kansas... a two-time All-Metro selection at Newton HS before transferring to Sunrise Christian... averaged 12.3 points, 3.4 assists and 2.3 steals while playing on the Under Armour Association ... Ranked as a 4-star recruit by 247 Sports.

Opponent	Date	GS	MIN	Total		3-Pointers		Free throws		Rebounds											
				FG-FGA	PCT	3FG-3FGA	PCT	FT-FTA	PCT	OFF	DEF	TOT	AVG	PF	A	TO	BLK	STL	PTS	AVG	
Chicago St.	11/07/2022	*	31:46	5-14	.357	4-10	.400	0-1	.000	1	6	7	7.0	1	1	1	2	1	14	14.0	
NIU	11/11/2022	*	32:41	4-9	.444	2-7	.286	1-2	.500	2	9	11	9.0	2	2	1	0	3	11	12.5	
at Georgetown	11/15/2022	*	24:57	3-8	.375	3-8	.375	0-0	.000	0	7	7	8.3	1	2	0	0	0	9	11.3	
Purdue Fort Wayne	11/18/2022	*	23:59	2-8	.250	0-2	.000	0-0	.000	0	2	2	6.8	2	2	2	0	2	4	9.5	
vs Liberty	11/22/2022	*	34:57	5-10	.500	2-3	.667	7-7	1.000	1	6	7	6.8	1	3	1	1	4	19	11.4	
vs Auburn	11/23/2022	*	26:07	2-9	.222	1-6	.167	4-4	1.000	1	2	3	6.2	2	0	1	0	1	9	11.0	
Pittsburgh	11/28/2022	*	29:52	2-10	.200	1-8	.125	2-2	1.000	0	5	5	6.0	3	1	1	0	1	7	10.4	
at Michigan St.	12/04/2022	*	29:48	4-9	.444	3-8	.375	0-0	.000	0	5	5	5.9	0	0	1	0	3	11	10.5	
Prairie View	12/11/2022	*	28:09	2-8	.250	1-6	.167	2-2	1.000	2	3	5	5.8	2	2	0	0	0	7	10.1	
DePaul	12/17/2022	*	28:27	2-6	.333	2-5	.400	0-0	.000	0	4	4	5.6	2	3	0	1	2	6	9.7	
UIC	12/20/2022	*	26:05	1-8	.125	0-5	.000	0-0	.000	3	4	7	5.7	1	2	0	0	3	2	9.0	
Brown	12/29/2022	*	26:27	4-9	.444	1-3	.333	3-3	1.000	0	5	5	5.7	2	0	0	0	3	12	9.3	
Ohio St.	01/01/2023	*	22:14	4-11	.364	2-7	.286	1-1	1.000	0	1	1	5.3	0	0	1	0	1	11	9.4	
Illinois	01/04/2023	*	23:52	3-6	.500	2-3	.667	5-6	.833	0	1	1	5.0	2	1	1	0	2	13	9.6	
at Indiana	01/08/2023	*	30:11	4-9	.444	2-5	.400	3-4	.750	4	7	11	5.4	5	2	1	0	2	13	9.9	
Rutgers	01/11/2023	*	23:38	5-10	.500	2-6	.333	1-2	.500	1	1	2	5.2	1	0	1	0	0	13	10.1	
at Michigan	01/15/2023	*	16:25	0-3	.000	0-0	.000	3-3	1.000	0	2	2	5.0	0	0	1	0	0	3	9.6	
Wisconsin	01/23/2023	*	27:20	1-3	.333	0-0	.000	0-0	.000	0	5	5	5.0	3	0	1	0	0	2	9.2	
at Nebraska	01/25/2023	*	33:11	10-17	.588	6-12	.500	0-0	.000	0	3	3	4.9	3	2	1	0	2	26	10.1	
Minnesota	01/28/2023	*	25:50	1-3	.333	1-2	.500	0-0	.000	0	3	3	4.8	4	2	0	0	0	3	9.8	
at Iowa	01/31/2023	*	28:07	3-6	.500	1-3	.333	0-0	.000	0	3	3	4.7	0	1	1	0	1	7	9.6	
Michigan	02/02/2023	*	19:08	1-4	.250	0-3	.000	0-0	.000	0	4	4	4.7	0	2	0	1	0	2	9.3	
Totals			22	593:12	68-180	.378	36-112	.321	32-37	.865	15	88	103	4.7	37	28	16	5	31	204	9.3

Player Averages

Games Played	Minutes/game	Points/game	FG Pct	3FG Pct	FT Pct	Rebounds/game	Assists/game	Turnovers/game	Assist/Turnover ratio	Steals/game	Blocks/game
22	27.0	9.3	37.8	32.1	86.5	4.7	1.3	0.7	1.8	1.4	0.2

				Field Goals		3-Point		F-Throws		Rebounds				Scoring						
SEASON	TEAM	GP-GS	MIN/AVG	FG-FGA	FG%	3FG-3FGA	3FG%	FT-FTA	FT%	OFF	DEF	TOT	AVG	PF-FO	A	TO	BLK	STL	PTS	AVG
2020-21	NU	22-0	320/14.5	37-92	.402	23-63	.365	15-25	.600	4	29	33	1.5	24-0	19	11	3	18	112	5.1
2021-22	NU	31-16	688/22.2	78-201	.388	54-139	.388	20-30	.667	4	66	70	2.3	59-1	34	21	4	21	230	7.4
2022-23	NU	22-22	593/27.0	68-180	.378	36-112	.321	32-37	.865	15	88	103	4.7	37-1	28	16	5	31	204	9.3
TOTAL		75-38	1601/21.3	183-473	.387	113-314	.360	67-92	.728	23	183	206	2.7	120-2	81	48	12	70	546	7.3



5

JULIAN ROPER II

SO. • G • 6-3 • DETROIT, MICH. / ST. MARY'S

» NEWS & NOTES

2022-23: Unavailable for four total games this season, came back after missing three games due to a shoulder injury and contributed seven points in the road win at No. 20 Michigan State ... Scored a career-high 12 points against UIC (12/20), first career game in double figures.

2021-22: Ranked fourth on the team in starts, starting each of the final 15 games of the season ... Hauled in 32 offensive rebounds, fourth-most among Big Ten freshmen ... Tallied 25 steals, second-most on the team, and tied for third-most in the Big Ten among freshmen ... Made his collegiate debut against Eastern Illinois, recording six points, three steals, four rebounds, one block and one assist (11/9) ... Earned his first career start, tallying seven points, four rebounds and three steals at Purdue (1/23) ... Played a career-high 29 minutes and scored eight points with five rebounds in the Big Ten Tournament against Nebraska (3/9) ... Totaled a career-high nine points against Iowa in the Big Ten Tournament (3/10).

PRIOR TO NORTHWESTERN: Ranked as the No. 4 prospect in Michigan and No. 32 shooting guard in the nation by 247sports.com ... Ranked as the No. 141 player in the country by Rivals.com ... Named one of five finalists for Michigan's Mr. Basketball award following his senior season in which he averaged 20.2 points per game and 10.3 rebounds, also earned 2021 Associated Press Division I First-Team All-State honors ... Averaged 18.3 points, 7.6 rebounds, 5.0 assists and 2.6 steals as a junior and earned second team All-State honors in Michigan's Division I while being named second team All-Metro by MLive.com.

PERSONAL: Father, Julian, played football at Grand Valley State ... Mom, Kelli, played basketball at Central State.

» CAREER HIGHS

POINTS

12, vs. UIC (12/20/22)

FG

4, vs. UIC (12/20/22)

3PT FG

3, vs. Iowa (3/10/22)

FREE THROWS MADE

4, vs. Minnesota (3/6/22)

REBOUNDS

7, vs. Illinois (1/4/23)

ASSISTS

5, vs. Rutgers (2/1/22)

STEALS

3, (3x), last at Purdue (1/23/22)

MINUTES

33, at Michigan (1/16/23)

BLOCKS

3, vs. Nebraska (2/22/22)

Opponent	Date	GS	MIN	Total		3-Pointers		Free throws		Rebounds				PF	A	TO	BLK	STL	PTS	AVG
				FG-FGA	PCT	3FG-3FGA	PCT	FT-FTA	PCT	OFF	DEF	TOT	AVG							
NIU	11/11/2022		15:41	1-1	1.000	0-0	.000	1-2	.500	0	0	0	0.0	0	1	0	0	0	3	3.0
at Georgetown	11/15/2022		27:36	2-3	.667	1-2	.500	1-2	.500	2	3	5	2.5	2	4	2	0	1	6	4.5
Purdue Fort Wayne	11/18/2022		19:14	0-3	.000	0-2	.000	0-0	.000	0	4	4	3.0	2	0	2	0	1	0	3.0
at Michigan St.	12/04/2022		26:03	3-4	.750	0-1	.000	1-1	1.000	1	2	3	3.0	1	2	0	2	1	7	4.0
Prairie View	12/11/2022		17:25	0-6	.000	0-0	.000	1-4	.250	1	3	4	3.2	3	1	1	0	0	1	3.4
DePaul	12/17/2022		20:33	1-3	.333	0-0	.000	0-0	.000	0	5	5	3.5	0	0	1	0	1	2	3.2
UIC	12/20/2022		22:20	4-5	.800	1-1	1.000	3-3	1.000	1	4	5	3.7	4	2	0	0	0	12	4.4
Brown	12/29/2022		18:53	2-3	.667	0-1	.000	0-0	.000	0	4	4	3.8	3	1	3	0	2	4	4.4
Ohio St.	01/01/2023		24:29	2-5	.400	2-3	.667	0-0	.000	0	0	0	3.3	1	1	1	0	1	6	4.6
Illinois	01/04/2023		27:54	0-3	.000	0-0	.000	2-4	.500	2	5	7	3.7	2	2	0	1	0	2	4.3
at Indiana	01/08/2023		18:46	0-1	.000	0-1	.000	0-2	.000	0	4	4	3.7	3	0	0	0	1	0	3.9
Rutgers	01/11/2023		19:37	3-4	.750	2-3	.667	0-2	.000	1	4	5	3.8	4	1	1	1	0	8	4.3
at Michigan	01/15/2023		32:54	2-8	.250	1-4	.250	1-2	.500	1	4	5	3.9	3	1	0	0	2	6	4.4
Wisconsin	01/23/2023		08:18	2-2	1.000	1-1	1.000	0-0	.000	0	0	0	3.6	1	0	0	0	1	5	4.4
Michigan	02/02/2023		21:33	2-2	1.000	0-0	.000	0-0	.000	0	4	4	3.7	1	0	0	0	0	4	4.4
Totals		0	321:16	24-53	.453	8-19	.421	10-22	.455	9	46	55	3.7	30	16	11	4	11	66	4.4

Player Averages

Games Played	Minutes/game	Points/game	FG Pct	3FG Pct	FT Pct	Rebounds/game	Assists/game	Turnovers/game	Assist/Turnover ratio	Steals/game	Blocks/game
15	21.4	4.4	45.3	42.1	45.5	3.7	1.1	0.7	1.5	0.7	0.3

» SEASON HIGHS

POINTS

12, vs. UIC (12/20/22)

FG

4, vs. UIC (12/20/22)

3PT FG

2, (2x), last vs. Rutgers (1/11/23)

FREE THROWS MADE

3, vs. UIC (12/20/22)

REBOUNDS

7, vs. Illinois (1/4/23)

ASSISTS

4, at Georgetown (11/15/22)

STEALS

2, (2x), last at Michigan (1/16/23)

MINUTES

33, at Michigan (1/16/23)

BLOCKS

2, at Michigan State (12/4/22)

» TRACKING Season Career

10+ points	1	1
10+ rebounds	0	0
5+ assists	0	1
Double-doubles	0	0

				Field Goals		3-Point		F-Throws		Rebounds										Scoring	
SEASON	TEAM	GP-GS	MIN/AVG	FG-FGA	FG%	3FG-3FGA	3FG%	FT-FTA	FT%	OFF	DEF	TOT	AVG	PF-FO	A	TO	BLK	STL	PTS	AVG	
2021-22	NU	29-15	590/20.3	39-114	.342	18-51	.353	20-28	.714	32	67	99	3.4	50-1	28	13	14	25	116	4.0	
2022-23	NU	15-0	321/21.4	24-53	.453	8-19	.421	10-22	.455	9	46	55	3.7	30-0	16	11	4	11	66	4.4	
TOTAL		44-15	911/20.7	63-167	.377	26-70	.371	30-50	.600	41	113	154	3.5	80-1	44	24	18	36	182	4.1	



» CAREER HIGHS

POINTS

21, vs. Saint Louis (2/28/18)!

FG

7, vs. Saint Louis (2/28/18)!

3PT FG

N/A

FREE THROWS MADE

7, vs. Saint Louis (2/28/18)!

REBOUNDS

13, vs. FIU (1/29/22)*

ASSISTS

5, vs. George Mason (1/20/18)!

STEALS

4, (4x), last vs. Florida Atlantic (1/27/22)*

MINUTES

36, (2x), last vs. North Texas (3/5/22)*

BLOCKS

9, vs. George Mason (1/20/18)!

» SEASON HIGHS

POINTS

6, (2x), last vs. Purdue Fort Wayne (11/18/22)

FG

3, (2x), last vs. Purdue Fort Wayne (11/18/22)

3PT FG

N/A

FREE THROWS MADE

1, (2x), last vs. UIC (12/20/22)

REBOUNDS

6, (2x), last vs. UIC (12/20/22)

ASSISTS

2, (2x), last vs. Brown (12/29/22)

STEALS

1, (3x), last at Nebraska (1/23/22)

MINUTES

23, vs. Northern Illinois (11/11/22)

BLOCKS

4, at Iowa (1/31/23)

* at UTEP

! at Duquesne

» TRACKING Season Career

10+ points	0	15
10+ rebounds	0	2
5+ assists	0	1
Double-doubles	0	2

10

TYDUS VERHOEVEN (Ver-HOO-vin)

GR. • F • 6-9 • MANTECA, CALIF. / MANTECA HS / UTEP

» NEWS & NOTES

2022-23: Of the five newcomers for this season, only one to come from the transfer portal ... Oldest player on the roster at 24-years old ... Was +17 in the road win at Georgetown (11/15) ... Made his 100th career start against Prairie View AGM ... Swatted 3 shots against Minnesota (1/28), his most in 35 games since rejecting 4 for UTEP against UTSA (1/23/22) ... The next game at Iowa (1/31) set a season-high rejecting 4 shots.

2021-22 (at UTEP): C-USA Commissioner's Academic Honor Roll ... Led the team and ranked 12th in C-USA for blocks per game ... Scored in double-figures seven times.

2020-21 (at UTEP): C-USA Commissioner's Academic Honor Roll ... NABC Outstanding Achievement Award ... Led Miners in field goal percentage (62.7).

2019-20 (at UTEP): C-USA Commissioner's Academic Honor Roll ... NABC Outstanding Achievement Award ... Ranked second on the team with 15 blocked shots.

2018-19 (at UTEP): Sat out due to NCAA transfer rules.

2017-18 (at Duquesne): Played in every game, starting the final 27 games for the Dukes ... Broke school's freshman blocked shot record (71) ... Eighth freshman in the 42-year history of the Atlantic 10 to lead the league in blocks ... Exploded for a career-high 21 points on a 7-for-7 effort from the field and 7-for-8 at the free throw line against Saint Louis (2/28/18) ... Blocked a career-high and Duquesne freshman single-game record nine shots against George Mason (1/28/18).

PERSONAL: Son of Jodi Verhoeven ... Mother played basketball at Fresno State (1991-94) and was drafted by the WNBA's Los Angeles Sparks ... Played volleyball and participated in track and field in high school ... Oldest player on the Northwestern roster at 24 years old.

Opponent	Date	GS	MIN	Total		3-Pointers		Free throws		Rebounds				PF	A	TO	BLK	STL	PTS	AVG
				FG-FGA	PCT	3FG-3FGA	PCT	FT-FTA	PCT	OFF	DEF	TOT	AVG							
Chicago St.	11/07/2022	*	21:09	1-1	1.000	0-0	.000	0-1	.000	0	3	3	3.0	5	1	1	0	0	2	2.0
NIU	11/11/2022	*	22:41	3-8	.375	0-0	.000	0-1	.000	1	4	5	4.0	1	1	0	2	0	6	4.0
at Georgetown	11/15/2022	*	17:33	1-2	.500	0-0	.000	0-0	.000	2	4	6	4.7	4	1	0	0	0	2	3.3
Purdue Fort Wayne	11/18/2022	*	18:36	3-6	.500	0-0	.000	0-0	.000	1	2	3	4.3	0	0	0	0	1	6	4.0
vs Liberty	11/22/2022	*	17:06	1-3	.333	0-0	.000	2-2	1.000	2	3	5	4.4	4	0	1	0	1	4	4.0
vs Auburn	11/23/2022	*	20:51	1-2	.500	0-1	.000	0-2	.000	0	4	4	4.3	2	0	0	2	1	2	3.7
Pittsburgh	11/28/2022	*	12:28	0-1	.000	0-0	.000	0-0	.000	2	1	3	4.1	3	2	1	1	0	0	3.1
at Michigan St.	12/04/2022	*	20:01	1-1	1.000	0-0	.000	1-2	.500	1	2	3	4.0	3	1	0	1	0	3	3.1
Prairie View	12/11/2022	*	12:01	0-1	.000	0-0	.000	0-0	.000	0	0	0	3.6	1	0	1	0	0	0	2.8
DePaul	12/17/2022		12:01	0-0	.000	0-0	.000	0-0	.000	1	0	1	3.3	3	1	1	1	0	0	2.5
UIC	12/20/2022		15:07	2-5	.400	0-0	.000	1-2	.500	4	2	6	3.5	2	1	0	0	1	5	2.7
Brown	12/29/2022		11:30	0-0	.000	0-0	.000	0-0	.000	0	0	0	3.3	2	2	1	0	0	0	2.5
Ohio St.	01/01/2023		19:08	1-2	.500	0-0	.000	0-0	.000	0	0	0	3.0	4	2	0	0	0	2	2.5
Illinois	01/04/2023		12:26	1-1	1.000	0-0	.000	0-0	.000	1	1	2	2.9	3	0	1	0	0	2	2.4
at Indiana	01/08/2023		06:41	1-2	.500	0-0	.000	0-0	.000	0	1	1	2.8	3	0	1	0	0	2	2.4
Rutgers	01/11/2023		09:38	1-2	.500	0-0	.000	0-0	.000	1	0	1	2.7	0	0	0	0	0	2	2.4
at Michigan	01/15/2023		09:21	0-0	.000	0-0	.000	0-0	.000	0	1	1	2.6	0	0	0	0	0	0	2.2
Wisconsin	01/23/2023		05:07	0-1	.000	0-0	.000	0-0	.000	1	0	1	2.5	5	1	1	0	1	0	2.1
at Nebraska	01/25/2023		18:11	1-2	.500	0-0	.000	0-0	.000	1	1	2	2.5	2	1	0	0	1	2	2.1
Minnesota	01/28/2023		15:18	2-3	.667	0-0	.000	0-0	.000	0	4	4	2.6	5	1	0	3	1	4	2.2
at Iowa	01/31/2023		17:13	2-2	1.000	0-0	.000	0-0	.000	3	2	5	2.7	3	1	2	4	0	4	2.3
Michigan	02/02/2023		16:25	0-1	.000	0-0	.000	0-0	.000	2	0	2	2.6	4	0	0	1	0	0	2.2
Totals			9 330:31	22-46	.478	0-1	.000	4-10	.400	23	35	58	2.6	59	16	11	15	7	48	2.2

Player Averages

Games Played	Minutes/game	Points/game	FG Pct	3FG Pct	FT Pct	Rebounds/game	Assists/game	Turnovers/game	Assist/Turnover ratio	Steals/game	Blocks/game
22	15.0	2.2	47.8	0.0	40.0	2.6	0.7	0.5	1.5	0.3	0.7

				Field Goals		3-Point		F-Throws		Rebounds				Scoring						
SEASON	TEAM	GP-GS	MIN/AVG	FG-FGA	FG%	3FG-3FGA	3FG%	FT-FTA	FT%	OFF	DEF	TOT	AVG	PF-FO	A	TO	BLK	STL	PTS	AVG
2017-18	DU	32-27	625/19.5	40-77	.519	0-0	.000	20-37	.541	44	62	106	3.3	94-6	28	24	71	7	100	3.1
2019-20	UTEP	30-12	396/13.2	18-31	.581	0-0	.000	9-22	.409	33	36	69	2.3	56-1	15	15	15	20	45	1.5
2020-21	UTEP	24-24	594/24.8	52-83	.627	0-0	.000	13-21	.619	47	58	105	4.4	68-3	26	28	21	17	117	4.9
2021-22	UTEP	31-28	778/25.1	85-167	.509	0-2	.000	34-50	.680	47	97	144	4.6	95-5	35	49	32	23	204	6.6
2022-23	NU	22-9	331/15.0	22-46	.478	0-1	.000	4-10	.400	23	35	58	2.6	59-3	16	11	15	7	48	2.2
TOTAL FOR NU		22-9	331/15.0	22-46	.478	0-1	.000	4-10	.400	23	35	58	2.6	59-3	16	11	15	7	48	2.2
TOTAL		139-100	2724/19.6	217-404	.537	0-3	.000	80-140	.571	194	288	482	3.5	372-18	120	127	154	74	514	3.7



13

BROOKS BARNHIZER

SO. • G • 6-7 • LAFAYETTE, IND. / JEFFERSON HS

» NEWS & NOTES

2022-23: Registered a career-high four steals off the bench a road win at Georgetown (11/15) and matched that mark in the win over Liberty (11/22) ... Can play the 1-4 positions on the floor ... Posted the best single-game numbers of his career, setting career benchmarks of 18 points, 8 rebounds and 5 assists against UIC (12/20) ... It was the first 18, 8 and 5 game for an NU player since Vic Law in 2018 against Minnesota ... Grabbed a career-high nine boards against Ohio State (1/1/23) ... Posted second double-figure scoring game of his career with 10 points off the bench against Michigan (1/15).

2021-22: Made his collegiate debut in a win over Fairleigh Dickinson (11/18) ... Tallied five points, two rebounds, two assists, and a steal in 11 minutes against Illinois Springfield (12/30) ... Recorded two steals, an assist, and a block in seven minutes of action in an upset win over Michigan St. (1/15) ... Set career-highs by scoring seven points, dishing out three assists and playing 22 minutes at Iowa (2/28) ... Recorded a season-high three made field goals and scored six points in the Big Ten Tournament against Iowa (3/10).

PRIOR TO NORTHWESTERN: Ranked as the No. 5 player in Indiana and No. 25 small forward in the country by 247sports.com ... Earned six varsity basketball letters and was a two-time captain at Lafayette Jefferson High School ... Averaged 32.7 points, 11.5 rebounds, 6.5 assists, 3.8 steals and 2.6 blocks during his senior season and was a finalist for Indiana's Mr. Basketball award, ultimately finishing fourth.

PERSONAL: Parents are Heidi and Mark Barnhizer ... Father played basketball at Purdue and Auburn and coached him all six years at Lafayette Jefferson High School ... Mother played softball at Auburn ... Older brother, Braxton, plays basketball at Trinity Christian College ... Dad, Mark, has collected over 500 career victories as a high school head coach.

» CAREER HIGHS

POINTS

18, vs. UIC (12/20/22)

FG

6, vs. UIC (12/20/22)

3PT FG

2, vs. UIC (12/20/22)

FREE THROWS MADE

5, vs. Illinois (1/4/23)

REBOUNDS

9, vs. Ohio State (1/1/23)

ASSISTS

5, vs. UIC (12/20/22)

STEALS

4, at Georgetown (11/15/22)

MINUTES

31, vs. Minnesota (1/28/23)

BLOCKS

2, vs. DePaul (12/17/22)

» SEASON HIGHS

POINTS

18, vs. UIC (12/20/22)

FG

6, vs. UIC (12/20/22)

3PT FG

2, vs. UIC (12/20/22)

FREE THROWS MADE

5, vs. Illinois (1/4/23)

REBOUNDS

9, vs. Ohio State (1/1/23)

ASSISTS

5, vs. UIC (12/20/22)

STEALS

4, (2x), last vs. Liberty (11/22/22)

MINUTES

31, vs. Minnesota (1/28/23)

BLOCKS

2, vs. DePaul (12/17/22)

» TRACKING Season Career

10+ points	2	2
10+ rebounds	0	0
5+ assists	1	1
Double-doubles	0	0

Opponent	Date	GS	MIN	Total		3-Pointers		Free throws		Rebounds				PF	A	TO	BLK	STL	PTS	AVG
				FG-FGA	PCT	3FG-3FGA	PCT	FT-FTA	PCT	OFF	DEF	TOT	AVG							
Chicago St.	11/07/2022		27:04	2-5	.400	1-2	.500	0-0	.000	2	3	5	5.0	2	1	1	0	1	5	5.0
NIU	11/11/2022		09:42	0-1	.000	0-1	.000	1-2	.500	0	1	1	3.0	2	0	0	1	0	1	3.0
at Georgetown	11/15/2022		22:12	3-6	.500	1-2	.500	2-2	1.000	1	2	3	3.0	0	0	1	0	4	9	5.0
Purdue Fort Wayne	11/18/2022		18:39	3-6	.500	0-3	.000	0-0	.000	1	4	5	3.5	0	1	3	0	0	6	5.3
vs Liberty	11/22/2022		26:09	2-6	.333	0-3	.000	0-1	.000	3	2	5	3.8	1	2	0	0	4	4	5.0
vs Auburn	11/23/2022		28:20	1-6	.167	0-2	.000	4-4	1.000	1	5	6	4.2	2	1	0	0	0	6	5.2
Pittsburgh	11/28/2022		22:29	2-7	.286	1-3	.333	2-4	.500	3	0	3	4.0	1	0	3	0	0	7	5.4
at Michigan St.	12/04/2022		12:07	0-1	.000	0-1	.000	2-2	1.000	0	0	0	3.5	2	1	2	1	0	2	5.0
Prairie View	12/11/2022		11:43	0-1	.000	0-1	.000	0-0	.000	0	1	1	3.2	1	0	0	1	0	0	4.4
DePaul	12/17/2022		22:33	1-4	.250	0-2	.000	3-4	.750	1	4	5	3.4	1	2	2	2	1	5	4.5
UIC	12/20/2022		27:09	6-8	.750	2-4	.500	4-4	1.000	2	6	8	3.8	1	5	0	1	1	18	5.7
Brown	12/29/2022		13:34	0-4	.000	0-2	.000	0-0	.000	1	3	4	3.8	0	0	1	0	0	0	5.3
Ohio St.	01/01/2023		17:50	2-3	.667	0-0	.000	2-2	1.000	1	8	9	4.2	2	1	1	1	1	6	5.3
Illinois	01/04/2023		22:34	1-4	.250	1-1	1.000	5-8	.625	2	5	7	4.4	0	2	0	0	1	8	5.5
at Indiana	01/08/2023		14:30	1-3	.333	1-2	.500	0-0	.000	0	2	2	4.3	0	0	0	0	1	3	5.3
Rutgers	01/11/2023		07:12	1-1	1.000	1-1	1.000	0-0	.000	0	2	2	4.1	3	0	1	0	0	3	5.2
at Michigan	01/15/2023		25:37	4-8	.500	0-2	.000	2-2	1.000	1	4	5	4.2	3	3	1	0	2	10	5.5
Wisconsin	01/23/2023		29:33	3-8	.375	1-4	.250	2-2	1.000	2	3	5	4.2	0	2	0	0	0	9	5.7
at Nebraska	01/25/2023		23:51	2-8	.250	1-6	.167	1-2	.500	2	6	8	4.4	2	2	4	1	1	6	5.7
Minnesota	01/28/2023		31:08	3-8	.375	1-3	.333	0-0	.000	1	4	5	4.5	2	1	0	0	1	7	5.8
at Iowa	01/31/2023		21:46	3-9	.333	0-1	.000	0-0	.000	2	1	3	4.4	2	2	0	0	0	6	5.8
Michigan	02/02/2023		26:23	3-6	.500	0-2	.000	0-0	.000	0	2	2	4.3	2	0	2	1	0	6	5.8
Totals		0	462:05	43-113	.381	11-48	.229	30-39	.769	26	68	94	4.3	29	26	22	9	18	127	5.8

Player Averages

Games Played	Minutes/game	Points/game	FG Pct	3FG Pct	FT Pct	Rebounds/game	Assists/game	Turnovers/game	Assist/Turnover ratio	Steals/game	Blocks/game
22	21.0	5.8	38.1	22.9	76.9	4.3	1.2	1.0	1.2	0.8	0.4

				Field Goals		3-Point		F-Throws		Rebounds									Scoring	
SEASON	TEAM	GP-GS	MIN/AVG	FG-FGA	FG%	3FG-3FGA	3FG%	FT-FTA	FT%	OFF	DEF	TOT	AVG	PF-FO	A	TO	BLK	STL	PTS	AVG
2021-22	NU	11-0	80/7.3	6-26	.231	2-11	.182	5-6	.833	2	6	8	0.7	5-0	11	3	3	6	19	1.7
2022-23	NU	22-0	462/21.0	43-113	.381	11-48	.229	30-39	.769	26	68	94	4.3	29-0	26	22	9	18	127	5.8
TOTAL		33-0	543/16.4	49-139	.353	13-59	.220	35-45	.778	28	74	102	3.1	34-0	37	25	12	24	146	4.4



» CAREER HIGHS

POINTS

20, (2x), last vs. Prairie View AGM (12/11/22)

FG

6, (5x), last vs. Prairie View AGM (12/11/22)

3PT FG

4, vs. Prairie View AGM (12/11/22)

FREE THROWS MADE

10, vs. Chicago State (11/7/22)

REBOUNDS

12, vs. Prairie View AGM (12/11/22)

ASSISTS

4, (3x), last vs. Illinois (1/7/21)

STEALS

5, vs. Eastern Illinois (11/9/21)

MINUTES

39, vs. Maryland (1/12/22)

BLOCKS

3, (3x), at Indiana (1/8/23)

» SEASON HIGHS

POINTS

20, (2x), last vs. Prairie View AGM (12/11/22)

FG

6, vs. Prairie View AGM (12/11/22)

3PT FG

4, vs. Prairie View AGM (12/11/22)

FREE THROWS MADE

10, vs. Chicago State (11/7/22)

REBOUNDS

12, vs. Prairie View AGM (12/11/22)

ASSISTS

3, at Nebraska (1/23/22)

STEALS

2, (2x), last at Michigan (1/16/23)

MINUTES

37, (2x), last vs. Prairie View AGM (12/11/22)

BLOCKS

3, (3x), last at Indiana (1/8/23)

» TRACKING Season Career

10+ points	8	23
10+ rebounds	1	3
5+ assists	0	0
Double-doubles	1	2

31 ROBBIE BERAN SR. • F • 6-9 • RICHMOND, VA. / COLLEGIATE SCHOOL

» NEWS & NOTES

2022-23: Did not miss a game in his first four seasons and has appeared in the most games of any Wildcat over that span ... Scored a career-high 20 points on a career-high 10 made free throws in the season-opener against Chicago State (11/7) ... First NU player to score 20+ points in the season opener since Ryan Taylor (20) in 2018 against New Orleans ... Tallied eight of 15 points in the first six minutes against Northern Illinois (11/11) ... Tied career-high with four 3-pointers at Georgetown and scored 11 points, the first time in his career he has scored double figures in three straight games (11/15) ... Posted 20+ points for the second time this season against Prairie View AGM and recorded his second career double-double ... Scored all eight points and did not miss a shot in the second half against Rutgers (1/11) ... Scored the third-most points in his career against a BIG team with 16 at Michigan (1/15).

2021-22: Finished second on the team in rebounding and blocks (23) ... During conference-only games, connected on 37.9% (22-for-58) of 3-point attempts, the team's second-highest mark ... Scored in double figures eight times ... Recorded a career-high five steals and scored nine points in the season-opening win over Eastern Illinois (11/9) ... Poured in 13 points and hauled in six boards against Purdue (2/13) ... Scored 15 points and tied a career-high making three 3-pointers in the regular season finale against Minnesota (3/6) ... Added 10 points in the Big Ten Tournament against Iowa (3/10).

2020-21: Finished second on the team with 10 blocks.

2019-20: Started 18 games as a first-year ... Led the team in three-point percentage, connecting on 40% (20-of-50) from deep ... Recorded a double-double against Nebraska (1/11).

PRIOR TO NORTHWESTERN: Rated as the No. 97 recruit and the No. 24 power forward in the nation according to Rivals.com when he signed ... McDonald's All-American nominee ... VISAA Second Team All-State ... First Team All-Metro ... Prep League Co-Player of the Year.

Opponent	Date	GS	MIN	Total		3-Pointers		Free throws		Rebounds			PF	A	TO	BLK	STL	PTS	AVG		
				FG-FGA	PCT	3FG-3FGA	PCT	FT-FTA	PCT	OFF	DEF	TOT								AVG	
Chicago St.	11/07/2022	*	32:21	4-8	.500	2-3	.667	10-11	.909	2	5	7	7.0	0	2	1	1	1	20	20.0	
NIU	11/11/2022	*	32:36	5-10	.500	2-4	.500	3-6	.500	3	2	5	6.0	3	2	1	3	1	15	17.5	
at Georgetown	11/15/2022	*	29:01	4-12	.333	3-6	.500	0-0	.000	2	5	7	6.3	2	0	3	2	0	11	15.3	
Purdue Fort Wayne	11/18/2022	*	32:28	3-7	.429	1-3	.333	0-0	.000	1	7	8	6.8	4	0	0	0	0	7	13.3	
vs Liberty	11/22/2022	*	34:01	3-9	.333	0-2	.000	2-2	1.000	1	6	7	6.8	2	0	0	0	1	8	12.2	
vs Auburn	11/23/2022	*	36:58	1-9	.111	0-5	.000	0-0	.000	2	6	8	7.0	2	0	1	1	1	2	10.5	
Pittsburgh	11/28/2022	*	25:23	3-6	.500	2-3	.667	0-0	.000	1	3	4	6.6	4	0	0	0	1	8	10.1	
at Michigan St.	12/04/2022	*	28:51	0-4	.000	0-2	.000	5-6	.833	1	6	7	6.6	1	0	1	0	0	5	9.5	
Prairie View	12/11/2022	*	37:45	6-11	.545	4-9	.444	4-4	1.000	5	7	12	7.2	1	1	1	3	0	20	10.7	
DePaul	12/17/2022	*	22:03	3-8	.375	1-4	.250	1-1	1.000	1	4	5	7.0	1	1	0	0	1	8	10.4	
UIC	12/20/2022	*	26:36	4-8	.500	1-5	.200	1-2	.500	2	0	2	6.5	3	0	1	0	0	10	10.4	
Brown	12/29/2022	*	28:15	0-4	.000	0-2	.000	3-4	.750	1	3	4	6.3	3	0	1	1	0	3	9.8	
Ohio St.	01/01/2023	*	24:21	1-7	.143	0-2	.000	4-4	1.000	3	3	6	6.3	2	1	1	2	0	6	9.5	
Illinois	01/04/2023	*	27:05	2-7	.286	0-1	.000	1-1	1.000	0	5	5	6.2	3	1	1	1	1	5	9.1	
at Indiana	01/08/2023	*	31:44	4-9	.444	2-4	.500	3-4	.750	3	2	5	6.1	3	2	1	3	1	13	9.4	
Rutgers	01/11/2023	*	34:06	2-5	.400	2-4	.500	2-2	1.000	2	4	6	6.1	0	0	0	0	2	8	9.3	
at Michigan	01/15/2023	*	25:29	5-8	.625	2-4	.500	4-5	.800	1	3	4	6.0	4	1	0	1	2	16	9.7	
Wisconsin	01/23/2023	*	25:38	2-4	.500	1-2	.500	2-2	1.000	1	2	3	5.8	2	0	0	1	0	7	9.6	
at Nebraska	01/25/2023	*	24:04	0-3	.000	0-3	.000	0-0	.000	0	3	3	5.7	0	3	0	0	1	0	9.1	
Minnesota	01/28/2023	*	27:13	5-7	.714	3-4	.750	1-2	.500	1	2	3	5.6	2	1	0	0	1	14	9.3	
at Iowa	01/31/2023	*	26:04	1-4	.250	0-2	.000	2-2	1.000	0	1	1	5.3	2	1	0	0	0	4	9.0	
Michigan	02/02/2023	*	19:00	0-4	.000	0-1	.000	2-2	1.000	1	2	3	5.2	2	1	0	1	0	2	8.7	
Totals			22	631:03	58-154	.377	26-75	.347	50-60	.833	34	81	115	5.2	46	17	13	20	14	192	8.7

Player Averages

Games Played	Minutes/game	Points/game	FG Pct	3FG Pct	FT Pct	Rebounds/game	Assists/game	Turnovers/game	Assist/Turnover ratio	Steals/game	Blocks/game
22	28.7	8.7	37.7	34.7	83.3	5.2	0.8	0.6	1.3	0.6	0.9

				Field Goals		3-Point		F-Throws		Rebounds				Scoring						
SEASON	TEAM	GP-GS	MIN/AVG	FG-FGA	FG%	3FG-3FGA	3FG%	FT-FTA	FT%	OFF	DEF	TOT	AVG	PF-FO	A	TO	BLK	STL	PTS	AVG
2019-20	NU	31-18	590/19.0	55-141	.390	20-50	.400	26-40	.650	26	78	104	3.4	73-3	19	26	17	5	156	5.0
2020-21	NU	24-18	485/20.2	48-108	.444	20-57	.351	20-30	.667	10	55	65	2.7	62-3	26	15	10	7	136	5.7
2021-22	NU	31-30	677/21.8	73-156	.468	30-82	.366	21-28	.750	29	103	132	4.3	75-5	20	21	23	21	197	6.4
2022-23	NU	22-22	631/28.7	58-154	.377	26-75	.347	50-60	.833	34	81	115	5.2	46-0	17	13	20	14	192	8.7
TOTAL		108-88	2383/22.1	234-559	.419	96-264	.364	117-158	.741	99	317	416	3.9	256-11	82	75	70	47	681	6.3



33

LUKE HUNGER

FY • F • 6-10 • MONTREAL, QUÉBEC / NORTHFIELD MOUNT HERMON (MASS.)

» NEWS & NOTES

2022-23: Scored eight points against DePaul in just eight minutes played (12/17) ... Injured his foot in the closing minutes against UIC (12/20/22) and will miss the remainder of the season.

PRIOR TO NORTHWESTERN: 2021-22 NEPSAC Player of the Year and All-NEPSAC selection ... As a senior, averaged 17.0 points and 9.7 rebounds per game ... Named to the BioSteel All Canadian Games Roster, made up of the best male players born or playing in Canada ... Named Most Outstanding Player for the 2022 National Prep Championships by On3 ... Led the team to a 33-6 record and finished as the runner-up in the National Prep Championship ... Scored 30 points and grabbed 23 rebounds against Vermont Academy ... Dropped 28 points in a win over Montverde Academy in National Prep Championship ... Did not play the 2020-21 season due to the COVID-19 pandemic ... Rated a three-star prospect by 247Sports, Rivals and ESPN ... Rated the No. 31 power forward in his class and No. 4 overall player from Canada according to 247.

PERSONAL: Dad, Rick, played basketball at Providence (1977-81) ... Also played hockey and rugby growing up ... Wears No. 33 because Zdeno Chára is his favorite hockey player ... First language is French ... Mom is a flight attendant ... First international player for Northwestern since Joey van Zegeren (The Netherlands) in 2015-16 and first Canadian since Bernard Côté in 2005-06 (Montreal, Québec).

» CAREER HIGHS

POINTS
8, vs. DePaul (12/17/22)

FG
3, vs. DePaul (12/17/22)

3PT FG
1, vs. UIC (12/20/22)

FREE THROWS MADE
2, vs. DePaul (12/17/22)

REBOUNDS
3, vs. DePaul (12/17/22)

ASSISTS
1, vs. Pitt (11/28/22)

STEALS
N/A

MINUTES
13, vs. Pitt (11/28/22)

BLOCKS
N/A

Opponent	Date	GS	MIN	Total		3-Pointers		Free throws		Rebounds				PF		A		TO	BLK	STL	PTS	AVG
				FG-FGA	PCT	3FG-3FGA	PCT	FT-FTA	PCT	OFF	DEF	TOT	AVG									
Chicago St.	11/07/2022		05:15	1-3	.333	0-0	.000	0-0	.000	2	0	2	2.0	1	0	0	0	0	0	0	2	2.0
Pittsburgh	11/28/2022		13:13	1-4	.250	0-1	.000	0-1	.000	2	0	2	2.0	0	1	0	0	0	0	0	2	2.0
at Michigan St.	12/04/2022		00:50	0-0	.000	0-0	.000	0-0	.000	0	0	0	1.3	0	0	0	0	0	0	0	1.3	
Prairie View	12/11/2022		02:25	0-1	.000	0-0	.000	1-2	.500	1	0	1	1.3	0	0	0	0	0	0	1	1.3	
DePaul	12/17/2022		08:03	3-4	.750	0-0	.000	2-2	1.000	3	0	3	1.6	0	0	1	0	0	0	8	2.6	
UIC	12/20/2022		06:56	1-2	.500	1-1	1.000	0-0	.000	0	0	0	1.3	3	0	0	0	0	0	3	2.7	
Totals		0	36:43	6-14	.429	1-2	.500	3-5	.600	8	0	8	1.3	4	1	1	0	0	0	16	2.7	

Player Averages

Games Played	Minutes/game	Points/game	FG Pct	3FG Pct	FT Pct	Rebounds/game	Assists/game	Turnovers/game	Assist/Turnover ratio	Steals/game	Blocks/game
6	6.1	2.7	42.9	50.0	60.0	1.3	0.2	0.2	1.0	0.0	0.0

» SEASON HIGHS

POINTS
8, vs. DePaul (12/17/22)

FG
3, vs. DePaul (12/17/22)

3PT FG
1, vs. UIC (12/20/22)

FREE THROWS MADE
2, vs. DePaul (12/17/22)

REBOUNDS
3, vs. DePaul (12/17/22)

ASSISTS
1, vs. Pitt (11/28/22)

STEALS
N/A

MINUTES
13, vs. Pitt (11/28/22)

BLOCKS
N/A

» TRACKING Season Career

10+ points	0	0
10+ rebounds	0	0
5+ assists	0	0
Double-doubles	0	0

				Field Goals		3-Point		F-Throws		Rebounds				Scoring						
SEASON	TEAM	GP-GS	MIN/AVG	FG-FGA	FG%	3FG-3FGA	3FG%	FT-FTA	FT%	OFF	DEF	TOT	AVG	PF-FO	A	TO	BLK	STL	PTS	AVG
2022-23	NU	6-0	37/6.1	6-14	.429	1-2	.500	3-5	.600	8	0	8	1.3	4-0	1	1	0	0	16	2.7
TOTAL		6-0	37/6.1	6-14	.429	1-2	.500	3-5	.600	8	0	8	1.3	4-0	1	1	0	0	16	2.7



34

MATTHEW NICHOLSON JR. • C • 7-0 • CLARKSTON, MICH. / CLARKSTON HS

» NEWS & NOTES

2022-23: Scored a career-high 9 points in the season opener against Chicago State, recording three dunks (11/7) ... Posted a career-high 9 rebounds and tied his career-high with 9 points off the bench in the road win at Georgetown (11/16) ... Registered a block in all but 2 games this year ... Played more minutes this year than his prior two seasons combined ... Nearly recorded his first career double-double with 9 points and 10 rebounds against Prairie View A&M (12/11) ... Made first career start and tied career-high of 9 points against DePaul (12/17) ... Grabbed a career-high 13 rebounds, with eight on the offensive glass against Ohio State (1/1/23) ... Was the first time a 'Cat had 8 offensive boards since 2018 (Dererk Pardon vs. American) ... Reached double figures for the first time in his career with a career-high 13 points at Michigan (1/15) ... Connected on 5 free throws, including 2 with 2:18 left to give NU a two-point lead in a win over Wisconsin (1/23).

2021-22: Scored his first points of the season while collecting a rebound against High Point (11/12) ... Tied a career-high with four points and grabbed a career-high three rebounds against Fairleigh Dickinson (11/18) ... Scored a career-high six points against Illinois Springfield (12/20) ... Contributed five points and six rebounds in a career-high 13 minutes to help upset No. 10 Michigan St. (1/15) ... Scored four points against Purdue (1/23).

2020-21: 2020-21: Made his collegiate debut against Arkansas Pine-Bluff and contributed two points, two rebounds in five minutes of action (12/2) ... Scored four points and grabbed two rebounds in a win over Quincy (12/15).

PRIOR TO NORTHWESTERN: Rated as the No. 6 prospect in the state of Michigan according to 247sports.com...Graduated Clarkston High School as the career-record holder for rebounds (544) and blocks (222)...Earned First Team All-State honors following his senior season.

» CAREER HIGHS

POINTS

13, at Michigan (1/16/23)

FG

5, at Michigan (1/16/23)

3PT FG

N/A

FREE THROWS MADE

5, (2x), last vs. Wisconsin (1/23/23)

REBOUNDS

13, vs. Ohio State (1/1/23)

ASSISTS

3, (4x), last vs. Rutgers (1/11/23)

STEALS

2, (3x), last at Indiana (1/8/23)

MINUTES

32, at Indiana (1/8/23)

BLOCKS

2, (9x), last vs. Minnesota (1/28/23)

» SEASON HIGHS

POINTS

13, at Michigan (1/16/23)

FG

5, at Michigan (1/16/23)

3PT FG

N/A

FREE THROWS MADE

5, (2x), last vs. Wisconsin (1/23/23)

REBOUNDS

13, vs. Ohio State (1/1/23)

ASSISTS

3, (3x), last vs. Rutgers (1/11/23)

STEALS

2, (3x), last at Indiana (1/8/23)

MINUTES

32, at Indiana (1/8/23)

BLOCKS

2, (9x), last vs. Minnesota (1/28/23)

» TRACKING Season Career

10+ points	1	1
10+ rebounds	3	3
5+ assists	0	0
Double-doubles	0	0

Opponent	Date	GS	MIN	Total		3-Pointers		Free throws		Rebounds				PF	A	TO	BLK	STL	PTS	AVG
				FG-FGA	PCT	3FG-3FGA	PCT	FT-FTA	PCT	OFF	DEF	TOT	AVG							
Chicago St.	11/07/2022		13:36	4-5	.800	0-0	.000	1-2	.500	0	4	4	4.0	1	0	0	1	1	9	9.0
NIU	11/11/2022		15:13	4-5	.800	0-0	.000	0-0	.000	1	6	7	5.5	2	0	2	2	0	8	8.5
at Georgetown	11/15/2022		18:50	3-5	.600	0-0	.000	3-6	.500	5	4	9	6.7	1	1	2	2	1	9	8.7
Purdue Fort Wayne	11/18/2022		21:06	1-2	.500	0-0	.000	0-1	.000	0	5	5	6.3	1	3	1	2	0	2	7.0
vs Liberty	11/22/2022		20:35	3-4	.750	0-0	.000	0-3	.000	2	3	5	6.0	0	0	3	1	0	6	6.8
vs Auburn	11/23/2022		19:08	2-3	.667	0-0	.000	3-4	.750	2	2	4	5.7	3	0	2	2	1	7	6.8
Pittsburgh	11/28/2022		14:19	1-3	.333	0-0	.000	1-4	.250	1	0	1	5.0	1	2	0	2	0	3	6.3
at Michigan St.	12/04/2022		17:50	2-4	.500	0-0	.000	3-4	.750	2	2	4	4.9	2	0	1	1	1	7	6.4
Prairie View	12/11/2022		21:23	2-4	.500	0-0	.000	5-6	.833	2	8	10	5.4	3	1	0	0	0	9	6.7
DePaul	12/17/2022	*	19:35	3-7	.429	0-0	.000	3-4	.750	3	5	8	5.7	1	3	1	1	2	9	6.9
UIC	12/20/2022	*	16:52	3-5	.600	0-0	.000	1-2	.500	2	5	7	5.8	1	2	1	1	0	7	6.9
Brown	12/29/2022	*	27:50	2-5	.400	0-0	.000	1-2	.500	6	5	11	6.3	4	3	0	2	1	5	6.8
Ohio St.	01/01/2023	*	20:52	0-7	.000	0-0	.000	0-4	.000	8	5	13	6.8	4	1	1	2	0	0	6.2
Illinois	01/04/2023	*	24:49	3-5	.600	0-0	.000	1-1	1.000	3	3	6	6.7	2	1	1	0	2	7	6.3
at Indiana	01/08/2023	*	32:02	4-7	.571	0-0	.000	0-2	.000	2	3	5	6.6	1	1	0	2	2	8	6.4
Rutgers	01/11/2023	*	30:15	1-4	.250	0-0	.000	1-6	.167	3	4	7	6.6	1	3	1	2	0	3	6.2
at Michigan	01/15/2023	*	19:33	5-5	1.000	0-0	.000	3-6	.500	3	2	5	6.5	4	0	0	1	0	13	6.6
Wisconsin	01/23/2023	*	24:19	1-3	.333	0-0	.000	5-6	.833	1	5	6	6.5	4	1	2	0	0	7	6.6
at Nebraska	01/25/2023	*	20:27	3-3	1.000	0-0	.000	2-4	.500	1	4	5	6.4	1	1	1	2	0	8	6.7
Minnesota	01/28/2023	*	14:12	2-5	.400	0-0	.000	2-3	.667	1	1	2	6.2	3	0	1	2	0	6	6.7
at Iowa	01/31/2023	*	21:38	2-2	1.000	0-0	.000	1-2	.500	2	3	5	6.1	3	1	1	0	1	5	6.6
Michigan	02/02/2023	*	20:07	2-4	.500	0-0	.000	0-2	.000	3	4	7	6.2	3	2	0	1	0	4	6.5
Totals		13	454:29	53-97	.546	0-0	.000	36-74	.486	53	83	136	6.2	46	26	21	29	12	142	6.5

Player Averages

Games Played	Minutes/game	Points/game	FG Pct	3FG Pct	FT Pct	Rebounds/game	Assists/game	Turnovers/game	Assist/Turnover ratio	Steals/game	Blocks/game
22	20.7	6.5	54.6	0.0	48.6	6.2	1.2	1.0	1.2	0.5	1.3

				Field Goals		3-Point		F-Throws		Rebounds											Scoring	
SEASON	TEAM	GP-GS	MIN/AVG	FG-FGA	FG%	3FG-3FGA	3FG%	FT-FTA	FT%	OFF	DEF	TOT	AVG	PF-FO	A	TO	BLK	STL			PTS	AVG
2020-21	NU	9-0	24/2.7	4-9	.444	0-0	.000	1-4	.250	4	2	6	0.7	6-0	1	2	1	0			9	1.0
2021-22	NU	15-0	65/4.3	9-13	.692	0-0	.000	9-17	.529	5	15	20	1.3	14-0	5	5	3	1			27	1.8
2022-23	NU	22-13	454/20.7	53-97	.546	0-0	.000	36-74	.486	53	83	136	6.2	46-0	26	21	29	12			142	6.5
TOTAL		46-13	543/11.8	66-119	.555	0-0	.000	46-95	.484	62	100	162	3.5	66-0	32	28	33	13			178	3.9



43

BLAKE SMITH

FY • G • 6-6 • BLUE BELL, PA. / GERMANTOWN ACADEMY

» NEWS & NOTES

2022-23: Scored first points in first career game on an offensive rebound putback.
PRIOR TO NORTHWESTERN: Named All-Inter-Academic League as a senior ... Scored a career-high 35 points against Penn Charter..
PERSONAL: Dad, Larry, ,was a walk-on basketball player at North Carolina, and was a teammate of current Tar Heels head coach Hubert Davis ... Sister Alexis plays soccer at Georgetown ... Walk-on.

» CAREER HIGHS

POINTS
2, vs. Chicago State (11/7/22)
FG
1, vs. Chicago State (11/7/22)
3PT FG
N/A
FREE THROWS MADE
N/A
REBOUNDS
1, vs. Chicago State (11/7/22)
ASSISTS
N/A
STEALS
N/A
MINUTES
2, vs. vs. UIC (12/20/22)
BLOCKS
N/A

Opponent	Date	GS	MIN	Total		3-Pointers		Free throws		Rebounds				PF		A	TO	BLK	STL	PTS	AVG
				FG-FGA	PCT	3FG-3FGA	PCT	FT-FTA	PCT	OFF	DEF	TOT	AVG								
Chicago St.	11/07/2022		00:59	1-1	1.000	0-0	.000	0-0	.000	1	0	1	1.0	0	0	0	0	0	0	2	2.0
DePaul	12/17/2022		01:35	0-0	.000	0-0	.000	0-0	.000	0	0	0	0.5	0	0	0	0	0	0	0	1.0
UIC	12/20/2022		01:52	0-0	.000	0-0	.000	0-0	.000	0	0	0	0.3	0	0	0	0	0	0	0	0.7
Totals		0	04:26	1-1	1.000	0-0	.000	0-0	.000	1	0	1	0.3	0	0	0	0	0	0	2	0.7

Player Averages

Games Played	Minutes/ game	Points/ game	FG Pct	3FG Pct	FT Pct	Rebounds/ game	Assists/ game	Turnovers/ game	Assist/Turnover ratio	Steals/ game	Blocks/ game
3	1.5	0.7	100.0	0.0	0.0	0.3	0.0	0.0	0.0	0.0	0.0

» SEASON HIGHS

POINTS
2, vs. Chicago State (11/7/22)
FG
1, vs. Chicago State (11/7/22)
3PT FG
N/A
FREE THROWS MADE
N/A
REBOUNDS
1, vs. Chicago State (11/7/22)
ASSISTS
N/A
STEALS
N/A
MINUTES
2, vs. UIC (12/20/22)
BLOCKS
N/A

» TRACKING Season Career

10+ points	0	0
10+ rebounds	0	0
5+ assists	0	0
Double-doubles	0	0

				Field Goals		3-Point		F-Throws		Rebounds									Scoring	
SEASON	TEAM	GP-GS	MIN/AVG	FG-FGA	FG%	3FG-3FGA	3FG%	FT-FTA	FT%	OFF	DEF	TOT	AVG	PF-FO	A	TO	BLK	STL	PTS	AVG
2022-23	NU	3-0	4/1.5	1-1	1.000	0-0	.000	0-0	.000	1	0	1	0.3	0-0	0	0	0	0	2	0.7
TOTAL		3-0	4/1.5	1-1	1.000	0-0	.000	0-0	.000	1	0	1	0.3	0-0	0	0	0	0	2	0.7



53

ROY DIXON III

SR • G • 5-11 • ATLANTA, GA. / GREATER ATLANTA CHRISTIAN

» NEWS & NOTES

2022-23: Former walk-on, was placed on scholarship in August.

2021-22: Played in six games ... Recorded his first career block against Eastern Illinois (11/9) ... Tallied his first two assists against Fairleigh Dickinson (11/18) ... Scored his first collegiate points against NJIT (12/12) ... Saw action against Illinois Springfield (12/20), Nebraska (2/5) and Iowa (3/10).

2020-21: Made his collegiate debut in the season-opening win against Arkansas Pine-Bluff (12/2) ... Collected his first-career steal in a win over Quincy (12/15).

2019-20: Did not see action as a first-year walk-on.

PRIOR TO NORTHWESTERN: Two year All Region Team awardee ... Named to the Gwinnett County All Star Team ... Four year letter-winner at Greater Atlanta Christian ... Led the Spartans to a combined 50-10 record over his junior and senior years, including a State Championship in 2018 ... Averaged 14 points, 4 rebounds, 5.5 assists, and 3 steals ... Scored 31 points against Dawson County in a win ... Played for the Smyrna Stars club team ... Won the State Championship in long jump with a 23' 8.5" jump, breaking the school's record by over a foot.

PERSONAL: Dad, Roy, played basketball for Northwestern from 1982-86 and was team captain his senior year.

» CAREER HIGHS

POINTS
2, {2x}, vs. Chicago State (11/7/22)

FG
1, vs. NJIT (12/12/21)

3PT FG
N/A

FREE THROWS MADE
2, vs. Chicago State (11/7/22)

REBOUNDS
1, {3x}, last vs. UIC (12/20/22)

ASSISTS
2, vs. Fairleigh Dickinson (11/18/21)

STEALS
1, {3x}, last vs. DePaul (12/17/22)

MINUTES
4, {3x}, last vs. vs. UIC (12/20/22)

BLOCKS
1, vs. Eastern Illinois (11/9/21)

Opponent	Date	GS	MIN	Total		3-Pointers		Free throws		Rebounds				PF	A	TO	BLK	STL	PTS		AVG
				FG-FGA	PCT	3FG-3FGA	PCT	FT-FTA	PCT	OFF	DEF	TOT	AVG								
Chicago St.	11/07/2022		03:21	0-1	.000	0-1	.000	2-2	1.000	0	1	1	1.0	1	0	1	0	0	2	2	2.0
at Georgetown	11/15/2022		00:04	0-0	.000	0-0	.000	0-0	.000	0	0	0	0.5	0	0	0	0	0	0	0	1.0
Pittsburgh	11/28/2022		02:47	0-0	.000	0-0	.000	0-0	.000	0	0	0	0.3	0	0	1	0	0	0	0	0.7
at Michigan St.	12/04/2022		00:11	0-0	.000	0-0	.000	0-0	.000	0	0	0	0.3	0	0	0	0	0	0	0	0.5
DePaul	12/17/2022		03:04	0-0	.000	0-0	.000	0-0	.000	0	1	1	0.4	1	0	0	0	1	0	0	0.4
UIC	12/20/2022		04:06	0-1	.000	0-0	.000	0-0	.000	0	1	1	0.5	2	0	1	0	0	0	0	0.3
Illinois	01/04/2023		00:17	0-0	.000	0-0	.000	0-0	.000	0	0	0	0.4	0	0	0	0	0	0	0	0.3
Wisconsin	01/23/2023		00:08	0-0	.000	0-0	.000	0-0	.000	0	0	0	0.4	0	0	0	0	0	0	0	0.3
Minnesota	01/28/2023		01:08	0-0	.000	0-0	.000	0-0	.000	0	0	0	0.3	0	1	0	0	0	0	0	0.2
Michigan	02/02/2023		00:20	0-0	.000	0-0	.000	0-0	.000	0	0	0	0.3	0	0	0	0	0	0	0	0.2
Totals		0	15:25	0-2	.000	0-1	.000	2-2	1.000	0	3	3	0.3	4	1	3	0	1	2	0	0.2

Player Averages

Games Played	Minutes/game	Points/game	FG Pct	3FG Pct	FT Pct	Rebounds/game	Assists/game	Turnovers/game	Assist/Turnover ratio	Steals/game	Blocks/game
10	1.5	0.2	0.0	0.0	100.0	0.3	0.1	0.3	0.3	0.1	0.0

» SEASON HIGHS

POINTS
2, vs. Chicago State (11/7/22)

FG
N/A

3PT FG
N/A

FREE THROWS MADE
2, vs. Chicago State (11/7/22)

REBOUNDS
1, {3x}, last vs. UIC (12/20/22)

ASSISTS
1, vs. Minnesota (1/28/23)

STEALS
1, vs. DePaul (12/17/22)

MINUTES
3, vs. Chicago State (11/7/22)

BLOCKS
N/A

» TRACKING Season Career

10+ points	0	0
10+ rebounds	0	0
5+ assists	0	0
Double-doubles	0	0

				Field Goals		3-Point		F-Throws		Rebounds											Scoring	
SEASON	TEAM	GP-GS	MIN/AVG	FG-FGA	FG%	3FG-3FGA	3FG%	FT-FTA	FT%	OFF	DEF	TOT	AVG	PF-FO	A	TO	BLK	STL	PTS	AVG		
2019-20	NU	1-0	0/0.2	0-0	.000	0-0	.000	0-0	.000	0	0	0	0.0	0-0	0	0	0	0	0	0	0.0	
2020-21	NU	3-0	6/1.9	0-3	.000	0-0	.000	0-0	.000	0	1	1	0.3	0-0	0	2	0	1	0	0	0.0	
2021-22	NU	6-0	12/2.1	1-2	.500	0-0	.000	0-0	.000	0	0	0	0.0	1-0	2	1	1	1	2	0.3		
2022-23	NU	10-0	15/1.5	0-2	.000	0-1	.000	2-2	1.000	0	3	3	0.3	4-0	1	3	0	1	2	0.2		
TOTAL		20-0	34/1.7	1-7	.143	0-1	.000	2-2	1.000	0	4	4	0.2	5-0	3	6	1	3	4	0.2		



54

GUS HURLBURT

FY • F • 6-9 • ENDERLIN, N.D / ENDERLIN HS

» NEWS & NOTES

PRIOR TO NORTHWESTERN: As a senior at Enderlin HS averaged 16.8 points and 8.8 rebounds per game ... Over four-year high school career, scored 1,291 points ... Named second team all-state in 2022 ... Three-time all-regional selection in 2020, 2021 and 2022 ... Member of region championship teams in 2021 and 2022 ... Participated in the North Dakota Lion's All-Star Game ... Played club ball for D1 Minnesota.

PERSONAL: Brother, Joe, plays basketball at Colorado ... Only member of the entire Northwestern Class of 2026 from North Dakota ... At Enderlin HS, graduated with 26 people in his class.

» CAREER HIGHS

- POINTS
N/A
- FG
N/A
- 3PT FG
N/A
- FREE THROWS MADE
N/A
- REBOUNDS
N/A
- ASSISTS
N/A
- STEALS
N/A
- MINUTES
N/A
- BLOCKS
N/A

» SEASON HIGHS

- POINTS
N/A
- FG
N/A
- 3PT FG
N/A
- FREE THROWS MADE
N/A
- REBOUNDS
N/A
- ASSISTS
N/A
- STEALS
N/A
- MINUTES
N/A
- BLOCKS
N/A

» TRACKING

	Season	Career
--	--------	--------

10+ points	0	0
10+ rebounds	0	0
5+ assists	0	0
Double-doubles	0	0

» ACTIVE CAREER LEADERS

POINTS

1. Boo Buie	1310
Chase Audige	1168
3. Robbie Beran681
4. Ty Berry546
5. Tydus Verhoeven514

REBOUNDS

1. Tydus Verhoeven482
2. Robbie Beran416
3. Chase Audige386
4. Boo Buie264
5. Ty Berry206

ASSISTS

1. Boo Buie392
2. Chase Audige230
3. Tydus Verhoeven120
4. Robbie Beran82
5. Ty Berry81

BLOCKED SHOTS

1. Tydus Verhoeven154
2. Robbie Beran70
3. Chase Audige51
4. Matthew Nicholson33
5. Julian Roper II18

STEALS

1. Chase Audige181
2. Boo Buie80
3. Tydus Verhoeven74
4. Ty Berry70
5. Robbie Beran47

3-POINT FIELD GOALS

1. Boo Buie173
2. Chase Audige151
3. Ty Berry113
4. Robbie Beran96
5. Julian Roper24

GAMES PLAYED

1. Tydus Verhoeven139
2. Robbie Beran108
3. Boo Buie103
4. Chase Audige101
5. Ty Berry75

GAMES STARTED

1. Tydus Verhoeven100
2. Chase Audige89
3. Robbie Beran88
4. Boo Buie82
5. Ty Berry38

» THIS AND THAT

LED TEAM IN SCORING (INCLUDES TIES)

	SEASON	CAREER (NU)
Boo Buie	8	27
Chase Audige	10	19
Robbie Beran	3	7
Ty Berry	2	5

20+ POINT GAMES

	SEASON	CAREER
Boo Buie	8	17
Chase Audige	5	12
Robbie Beran	2	2
Ty Berry	1	2
Tydus Verhoeven	0	1

10+ POINT GAMES

	SEASON	CAREER
Boo Buie	20	70
Chase Audige	19	59
Ty Berry	10	23
Robbie Beran	8	23
Tydus Verhoeven	0	15
Brooks Barnhizer	2	2
Matthew Nicholson	1	1
Julian Roper II	1	1

10+ REBOUND GAMES

	SEASON	CAREER
Robbie Beran	1	3
Matthew Nicholson	3	3
Tydus Verhoeven	0	2
Ty Berry	2	2

DOUBLE-DOUBLES

	SEASON	CAREER
Ty Berry	2	2
Tydus Verhoeven	0	2
Robbie Beran	1	2

» STARTING LINEUPS

2022-23 LINEUP COMBINATIONS (RECORD)

VS. CHICAGO STATE:
AUDIGE, BERAN, BERRY, BUJE, VERHOEVEN (1-0)

VS. NORTHERN ILLINOIS:
AUDIGE, BERAN, BERRY, BUJE, VERHOEVEN (2-0)

AT GEORGETOWN:
AUDIGE, BERAN, BERRY, BUJE, VERHOEVEN (3-0)

VS. PURDUE FORT WAYNE
AUDIGE, BERAN, BERRY, BUJE, VERHOEVEN (4-0)

VS. LIBERTY
AUDIGE, BERAN, BERRY, BUJE, VERHOEVEN (5-0)

VS. AUBURN
AUDIGE, BERAN, BERRY, BUJE, VERHOEVEN (5-1)

VS. PITT
AUDIGE, BERAN, BERRY, BUJE, VERHOEVEN (5-2)

AT MICHIGAN STATE:
AUDIGE, BERAN, BERRY, BUJE, VERHOEVEN (6-2)

VS. PRAIRIE VIEW A&M:
AUDIGE, BERAN, BERRY, BUJE, VERHOEVEN (7-2)

VS. DEPAUL:
AUDIGE, BERAN, BERRY, BUJE, NICHOLSON (1-0)

VS. UIC:
AUDIGE, BERAN, BERRY, BUJE, NICHOLSON (2-0)

VS. BROWN:
AUDIGE, BERAN, BERRY, BUJE, NICHOLSON (3-0)

VS. OHIO STATE:
AUDIGE, BERAN, BERRY, BUJE, NICHOLSON (3-1)

VS. ILLINOIS:
AUDIGE, BERAN, BERRY, BUJE, NICHOLSON (4-1)

AT INDIANA:
AUDIGE, BERAN, BERRY, BUJE, NICHOLSON (5-1)

VS. RUTGERS:
AUDIGE, BERAN, BERRY, BUJE, NICHOLSON (5-2)

AT MICHIGAN:
AUDIGE, BERAN, BERRY, BUJE, NICHOLSON (5-3)

VS. WISCONSIN:
AUDIGE, BERAN, BERRY, BUJE, NICHOLSON (6-3)

AT NEBRASKA:
AUDIGE, BERAN, BERRY, BUJE, NICHOLSON (7-3)

VS. MINNESOTA:
AUDIGE, BERAN, BERRY, BUJE, NICHOLSON (8-3)

AT IOWA:
AUDIGE, BERAN, BERRY, BUJE, NICHOLSON (8-4)

VS. MICHIGAN:
AUDIGE, BERAN, BERRY, BUJE, NICHOLSON (8-5)

THE LAST TIME IT HAPPENED

TEAM

Ranked in AP Top 25	#19, 12/28/20
Defeated a team ranked in AP Top 25	at #20 Michigan State; W, 70-63; 12/4/22
Defeated an AP Top 10 team	at #10 Michigan State; W, 64-62; 1/15/22
Defeated an AP Top 10 team on the road	at #10 Michigan State; W, 64-62; 1/15/22
Defeated an AP Top 5 team	#4 Michigan State; W, 79-65; 12/20/20
Defeated the No. 1 team in AP poll	Yet to happen
Faced the No. 1 team in AP poll	at Michigan; L, 68-46; 1/30/13
Played an overtime game	vs. Rutgers; W, 79-78; 2/1/22
Won an overtime game	vs. Rutgers; W, 79-78; 2/1/22
Played two-overtime game	vs. Maryland; L, 87-94 (2OT); 1/12/22
Played three-overtime game	at Michigan State; W, 75-73; 2/23/80
Won on a buzzer-beater	Michigan; W, 67-65; 3/1/17 (Dererk Pardon layup)
Won by 40+ points	W, 90-50 vs. Illinois-Springfield; 12/20/21
Won by 50+ points	W, 100-48 vs. Quincy; 12/15/20
Won by 60+ points	W, 96-31 vs. Chicago State*; 12/11/17
Scored 100+ points	W, 100-48 vs. Quincy; 12/15/20
Scored 55+ points in a half	61 vs. High Point (Second Half); 11/12/21
Shot 60% or better from the field614 (35-57) vs. High Point; 11/12/21
Shot 65% or better from the field674 (29-43) vs. Arkansas State; 12/3/07
Shot 95% or better from the free throw line958 (23-24) vs. Saint Peter's; 11/13/17
Shot 100% from the free throw line	13-13 vs. Georgia; 11/23/21
40+ free throw attempts	40 vs. Illinois; 1/4/23
50+ rebounds	50 vs. Maryland; 1/12/22
Held opponent to 20 rebounds or less	6 vs. Saint Peter's; 11/13/17
30+ assists	33 vs. Rutgers*; 2/27/16
10+ blocked shots	10 vs. Oklahoma; 12/21/18
15+ steals	16 vs. Eastern Illinois; 11/9/21
20+ steals	22 vs. Penn State*; 3/11/04
15+ 3-point field goals made	17 vs. Rutgers; 2/27/16
20+ 3-point field goals made	20 vs. Mississippi Valley State*; 12/2/11
5 or fewer turnovers	4, vs. Minnesota; 1/28/23
Opponent committed 20+ turnovers	21 vs. UIC; 12/20/22
Opponent committed 30+ turnovers	32 vs. Savannah State; 12/1/07
Held opponent to 25% or worse shooting200 (8-40) vs. Chicago State; 12/11/17
Held opponent to 30% or worse shooting290 (18-61) vs. Prairie View A&M; 12/11/22
Held opponent to 30 points or less	30 vs. Oakland; 11/21/98
Held opponent to 40 points or less	31 vs. Chicago State; 12/11/17
Held opponent to 15 points or less in a half	8 vs. Chicago State (1st half)*; 12/11/17
Led by 40+ points at halftime	47 (55-8) vs. Chicago State; 12/11/17

INDIVIDUAL

20+ points	Boo Buie (23) vs. Michigan; 2/2/23
30+ points	Boo Buie, 30 vs. Michigan State; 12/20/20
35+ points	John Shurna, 37 vs. LSU; 11/7/11
40+ points	Rich Falk, 49 vs. Iowa*; 2/24/64
20+ points in a half	Ty Berry, 21 at Nebraska (1st half); 1/25/23
25+ points in a half	John Shurna, 25 at Northern Illinois (2nd half); 11/12/10
20+ points off the bench	Ryan Young, 20 vs. High Point; 11/12/21
30+ points off the bench	Jeff Grose, 32 vs. Rutgers*; 12/5/88
10+ rebounds	Ty Berry, 11 at Indiana; 1/8/23
20+ rebounds	Dererk Pardon, 22 vs. Nebraska; 1/26/17
10+ assists	Bryant McIntosh, 16 vs. Minnesota*; 1/10/18
15+ assists	Bryant McIntosh, 16 vs. Minnesota*; 1/10/18
5+ blocked shots	Pete Nance, 5 at Nebraska; 3/1/20
10+ blocked shots	Jim Pitts, 10 vs. Purdue*; 1/8/66
5+ steals	Chase Audige, 5 at Michigan; 1/15/23
10+ steals	Yet to happen
7+ 3-point field goals	Boo Buie, 7 vs. Purdue Fort Wayne; 11/18/22
10+ free throws made	Boo Buie, 11, vs. Illinois; 1/4/23
15+ free throws made	Evan Eschmeyer, 17 vs. Minnesota*; 2/27/99
Five players score in double figures	5, vs. UIC; 12/20/22
Six players score in double figures	6, vs. Nebraska; 3/7/21
Two players with 20+ points	Chase Audige (24) and Boo Buie (21) vs. Minnesota; 1/28/23
Three Players with 20+ points	Ty Berry (23), Chase Audige (20) and Pete Nance (20) at Ohio State; 1/9/22
20+ points, 10+ rebounds	Robbie Beran (20p, 12r) vs. Prairie View A&M; 12/11/22
20+ points, 10+ assists	Bryant McIntosh (20p, 10a) vs. Iowa; 1/15/17
Double-double (points/rebounds)	Ty Berry (13p, 11r) at Indiana; 1/8/23
Double-double (points/assists)	Bryant McIntosh (11p, 16a) vs. Minnesota; 1/10/18
Two players with double-doubles	Dererk Pardon (13p, 12r) & Bryant McIntosh (11p, 16a) vs. Minnesota; 1/10/18
Triple-double	Evan Eschmeyer (27p, 12r, 10a) at Indiana; 1/13/99
Perfect from the field (min. 8 attempts)	Ryan Young (8-8) vs. High Point; 11/12/21
Perfect at free throw line (min. 10 attempts)	Chase Audige (10-10) vs. Brown; 12/29/22

*school record

2022-23 TEAM LEADERS

Points

##	Player	G	Pts	Pts/G
0	Buie, Boo	22	357	16.2
1	Audige, Chase	22	340	15.5
3	Berry, Ty	22	204	9.3
31	Beran, Robbie	22	192	8.7
34	Nicholson, Matthew	22	142	6.5
13	Barnhizer, Brooks	22	127	5.8
5	Roper II, Julian	15	66	4.4
10	Verhoeven, Tydus	22	48	2.2
2	Martinelli, Nick	8	22	2.8
33	Hunger, Luke	6	16	2.7
43	Smith, Blake	3	2	0.7
53	Dixon III, Roy	10	2	0.2

Scoring Average

##	Player	G	Pts	Pts/G
0	Buie, Boo	22	357	16.2
1	Audige, Chase	22	340	15.5
3	Berry, Ty	22	204	9.3
31	Beran, Robbie	22	192	8.7
34	Nicholson, Matthew	22	142	6.5
13	Barnhizer, Brooks	22	127	5.8
5	Roper II, Julian	15	66	4.4
2	Martinelli, Nick	8	22	2.8
33	Hunger, Luke	6	16	2.7
10	Verhoeven, Tydus	22	48	2.2
43	Smith, Blake	3	2	0.7
53	Dixon III, Roy	10	2	0.2

Field Goal Percentage

##	Player	FG	Att	Pct
43	Smith, Blake	1	1	1.000
34	Nicholson, Matthew	53	97	.546
2	Martinelli, Nick	8	15	.533
10	Verhoeven, Tydus	22	46	.478
5	Roper II, Julian	24	53	.453
33	Hunger, Luke	6	14	.429
1	Audige, Chase	117	298	.393
0	Buie, Boo	122	316	.386
13	Barnhizer, Brooks	43	113	.381
3	Berry, Ty	68	180	.378
31	Beran, Robbie	58	154	.377

Field Goal Attempts

##	Player	G	Att	Att/G
0	Buie, Boo	22	316	14.4
1	Audige, Chase	22	298	13.5
3	Berry, Ty	22	180	8.2
31	Beran, Robbie	22	154	7.0
13	Barnhizer, Brooks	22	113	5.1

Field Goals Made

##	Player	G	Made	Made/G
0	Buie, Boo	22	122	5.5
1	Audige, Chase	22	117	5.3
3	Berry, Ty	22	68	3.1
31	Beran, Robbie	22	58	2.6
34	Nicholson, Matthew	22	53	2.4

3-Point FG Percentage

##	Player	3FG	Att	Pct
2	Martinelli, Nick	2	3	.667
33	Hunger, Luke	1	2	.500
5	Roper II, Julian	8	19	.421
31	Beran, Robbie	26	75	.347
1	Audige, Chase	45	134	.336
3	Berry, Ty	36	112	.321
0	Buie, Boo	39	134	.291
13	Barnhizer, Brooks	11	48	.229

3-Point FG Attempts

##	Player	G	Att	Att/G
0	Buie, Boo	22	134	6.1
1	Audige, Chase	22	134	6.1
3	Berry, Ty	22	112	5.1
31	Beran, Robbie	22	75	3.4
13	Barnhizer, Brooks	22	48	2.2

3-Point FG Made

##	Player	G	Made	Made/G
1	Audige, Chase	22	45	2.0
0	Buie, Boo	22	39	1.8
3	Berry, Ty	22	36	1.6
31	Beran, Robbie	22	26	1.2
13	Barnhizer, Brooks	22	11	0.5

2022-23 TEAM LEADERS (CONTINUED)

Free Throw Percentage

##	Player	Made	Att	Pct
53	Dixon III, Roy	2	2	1.000
0	Buie, Boo	74	82	.902
3	Berry, Ty	32	37	.865
1	Audige, Chase	61	72	.847
31	Beran, Robbie	50	60	.833
2	Martinelli, Nick	4	5	.800
13	Barnhizer, Brooks	30	39	.769
33	Hunger, Luke	3	5	.600
34	Nicholson, Matthew	36	74	.486
5	Roper II, Julian	10	22	.455
10	Verhoeven, Tydus	4	10	.400

Rebounds

##	Player	G	Reb	Reb/G
34	Nicholson, Matthew	22	136	6.2
31	Beran, Robbie	22	115	5.2
3	Berry, Ty	22	103	4.7
13	Barnhizer, Brooks	22	94	4.3
0	Buie, Boo	22	76	3.5

Rebounds Average

##	Player	G	Reb	Reb/G
34	Nicholson, Matthew	22	136	6.2
31	Beran, Robbie	22	115	5.2
3	Berry, Ty	22	103	4.7
13	Barnhizer, Brooks	22	94	4.3
5	Roper II, Julian	15	55	3.7

Offensive Rebounds

##	Player	G	OReb	OReb/G
34	Nicholson, Matthew	22	53	2.4
31	Beran, Robbie	22	34	1.5
13	Barnhizer, Brooks	22	26	1.2
10	Verhoeven, Tydus	22	23	1.0
1	Audige, Chase	22	17	0.8

Defensive Rebounds

##	Player	G	DReb	DReb/G
3	Berry, Ty	22	88	4.0
34	Nicholson, Matthew	22	83	3.8
31	Beran, Robbie	22	81	3.7
0	Buie, Boo	22	68	3.1
13	Barnhizer, Brooks	22	68	3.1

Free Throw Attempts

##	Player	G	Att	Att/G
0	Buie, Boo	22	82	3.7
34	Nicholson, Matthew	22	74	3.4
1	Audige, Chase	22	72	3.3
31	Beran, Robbie	22	60	2.7
13	Barnhizer, Brooks	22	39	1.8

Free Throws Made

##	Player	G	Made	Made/G
0	Buie, Boo	22	74	3.4
1	Audige, Chase	22	61	2.8
31	Beran, Robbie	22	50	2.3
34	Nicholson, Matthew	22	36	1.6
3	Berry, Ty	22	32	1.5

Assists

##	Player	G	Ast	Ast/G
0	Buie, Boo	22	99	4.5
1	Audige, Chase	22	65	3.0
3	Berry, Ty	22	28	1.3
34	Nicholson, Matthew	22	26	1.2
13	Barnhizer, Brooks	22	26	1.2

Steals

##	Player	G	Stl	Stl/G
1	Audige, Chase	22	58	2.6
3	Berry, Ty	22	31	1.4
0	Buie, Boo	22	24	1.1
13	Barnhizer, Brooks	22	18	0.8
31	Beran, Robbie	22	14	0.6

Blocked Shots

##	Player	G	Blk	Blk/G
34	Nicholson, Matthew	22	29	1.3
31	Beran, Robbie	22	20	0.9
1	Audige, Chase	22	16	0.7
10	Verhoeven, Tydus	22	15	0.7
13	Barnhizer, Brooks	22	9	0.4

Minutes

##	Player	G	Min	Min/G
0	Buie, Boo	22	748	34:01
1	Audige, Chase	22	736	33:27
31	Beran, Robbie	22	631	28:41
3	Berry, Ty	22	593	26:58
13	Barnhizer, Brooks	22	462	21:00

INDIVIDUAL GAME HIGHS

Northwestern - Individual Game Highs

POINTS	28		Chase Audige vs DePaul (12/17/2022)
	28		Boo Buie vs Purdue Fort Wayne (11/18/2022)
	26		Ty Berry at Nebraska (01/25/2023)
	26		Boo Buie at Indiana (01/08/2023)
	24		Chase Audige vs Minnesota (01/28/2023)
	24		Chase Audige vs Brown (12/29/2022)
FIELD GOALS MADE	11		Chase Audige vs DePaul (12/17/2022)
	10		Ty Berry at Nebraska (01/25/2023)
	10		Boo Buie at Indiana (01/08/2023)
FIELD GOAL ATTEMPTS	20		Boo Buie vs Minnesota (01/28/2023)
	19		Boo Buie vs Michigan (02/02/2023)
	19		Chase Audige at Iowa (01/31/2023)
	19		Chase Audige vs DePaul (12/17/2022)
FIELD GOAL PERCENTAGE (min 5 made)	1.000	(5-5)	Matthew Nicholson at Michigan (01/15/2023)
	.750	(6-8)	Brooks Barnhizer vs UIC (12/20/2022)
3 PT FG MADE	7		Boo Buie vs Purdue Fort Wayne (11/18/2022)
	6		Ty Berry at Nebraska (01/25/2023)
	6		Chase Audige vs DePaul (12/17/2022)
3 PT FG ATTEMPTS	13		Boo Buie vs Purdue Fort Wayne (11/18/2022)
	12		Ty Berry at Nebraska (01/25/2023)
	12		Boo Buie vs DePaul (12/17/2022)
3 PT FG PERCENTAGE (min 2 made)	.750	(3-4)	Robbie Beran vs Minnesota (01/28/2023)
	.667	(2-3)	Julian Roper II vs Rutgers (01/11/2023)
	.667	(2-3)	Ty Berry vs Illinois (01/04/2023)
	.667	(2-3)	Julian Roper II vs Ohio St. (01/01/2023)
	.667	(2-3)	Robbie Beran vs Pittsburgh (11/28/2022)
	.667	(2-3)	Ty Berry vs Liberty (N) (11/22/2022)
	.667	(2-3)	Robbie Beran vs Chicago St. (11/07/2022)
FREE THROWS MADE	11		Boo Buie vs Illinois (01/04/2023)
	10		Chase Audige vs Brown (12/29/2022)
	10		Robbie Beran vs Chicago St. (11/07/2022)
FREE THROW ATTEMPTS	12		Boo Buie vs Illinois (01/04/2023)
	11		Robbie Beran vs Chicago St. (11/07/2022)
FREE THROW PERCENTAGE (min 3 made)	1.000	(10-10)	Chase Audige vs Brown (12/29/2022)
	1.000	(7-7)	Boo Buie at Iowa (01/31/2023)
	1.000	(7-7)	Boo Buie at Michigan St. (12/04/2022)
	1.000	(7-7)	Ty Berry vs Liberty (N) (11/22/2022)
	1.000	(7-7)	Chase Audige vs Chicago St. (11/07/2022)
	1.000	(4-4)	Boo Buie at Nebraska (01/25/2023)
	1.000	(4-4)	Boo Buie vs Rutgers (01/11/2023)
	1.000	(4-4)	Robbie Beran vs Ohio St. (01/01/2023)
	1.000	(4-4)	Brooks Barnhizer vs UIC (12/20/2022)
	1.000	(4-4)	Robbie Beran vs Prairie View (12/11/2022)
	1.000	(4-4)	Ty Berry vs Auburn (N) (11/23/2022)
	1.000	(4-4)	Brooks Barnhizer vs Auburn (N) (11/23/2022)
	1.000	(3-3)	Chase Audige vs Minnesota (01/28/2023)
	1.000	(3-3)	Ty Berry at Michigan (01/15/2023)
	1.000	(3-3)	Ty Berry vs Brown (12/29/2022)
	1.000	(3-3)	Julian Roper II vs UIC (12/20/2022)
	1.000	(3-3)	Boo Buie vs DePaul (12/17/2022)
REBOUNDS	13		Matthew Nicholson vs Ohio St. (01/01/2023)
	12		Robbie Beran vs Prairie View (12/11/2022)

2022-23 NORTHWESTERN GAME HIGHS

Northwestern - Game Highs

POINTS	92	UIC (12/20/2022)
	85	Chicago St. (11/07/2022)
	84	at Indiana (01/08/2023)
	83	DePaul (12/17/2022)
	81	Minnesota (01/28/2023)
FIELD GOALS MADE	36	UIC (12/20/2022)
	31	Minnesota (01/28/2023)
FIELD GOAL ATTEMPTS	70	UIC (12/20/2022)
	67	Ohio St. (01/01/2023)
	67	DePaul (12/17/2022)
	67	at Georgetown (11/15/2022)
FIELD GOAL PERCENTAGE	.518 (29-56)	at Nebraska (01/25/2023)
	.517 (31-60)	Minnesota (01/28/2023)
3 PT FG MADE	14	at Georgetown (11/15/2022)
	13	DePaul (12/17/2022)
3 PT FG ATTEMPTS	33	DePaul (12/17/2022)
	33	at Georgetown (11/15/2022)
3 PT FG PERCENTAGE	.476 (10-21)	Chicago St. (11/07/2022)
	.450 (9-20)	Minnesota (01/28/2023)
FREE THROWS MADE	32	Illinois (01/04/2023)
	27	Chicago St. (11/07/2022)
FREE THROW ATTEMPTS	40	Illinois (01/04/2023)
	32	Chicago St. (11/07/2022)
FREE THROW PERCENTAGE	.905 (19-21)	Brown (12/29/2022)
	.889 (16-18)	Wisconsin (01/23/2023)
REBOUNDS	48	at Georgetown (11/15/2022)
	48	Chicago St. (11/07/2022)
ASSISTS	20	UIC (12/20/2022)
	20	Chicago St. (11/07/2022)
STEALS	14	at Indiana (01/08/2023)
	14	DePaul (12/17/2022)
BLOCKED SHOTS	8	Prairie View (12/11/2022)
	8	vs Auburn (N) (11/23/2022)
	8	NIU (11/11/2022)
TURNOVERS	17	Purdue Fort Wayne (11/18/2022)
	15	at Nebraska (01/25/2023)
	15	at Georgetown (11/15/2022)
FOULS	22	Wisconsin (01/23/2023)
	20	UIC (12/20/2022)

2022-23 NORTHWESTERN GAME LOWS

Northwestern - Game Lows

POINTS	42		vs Auburn (N) (11/23/2022)
	51		Michigan (02/02/2023)
	57		Ohio St. (01/01/2023)
	58		Pittsburgh (11/28/2022)
	60		Purdue Fort Wayne (11/18/2022)
FIELD GOALS MADE	14		vs Auburn (N) (11/23/2022)
	17		Illinois (01/04/2023)
FIELD GOAL ATTEMPTS	49		at Michigan St. (12/04/2022)
	51		Wisconsin (01/23/2023)
	51		Rutgers (01/11/2023)
	51		vs Liberty (N) (11/22/2022)
FIELD GOAL PERCENTAGE	.250	(14-56)	vs Auburn (N) (11/23/2022)
	.284	(19-67)	Ohio St. (01/01/2023)
3 PT FG MADE	2		vs Auburn (N) (11/23/2022)
	3		Michigan (02/02/2023)
3 PT FG ATTEMPTS	16		Wisconsin (01/23/2023)
	17		at Iowa (01/31/2023)
	17		vs Liberty (N) (11/22/2022)
3 PT FG PERCENTAGE	.083	(2-24)	vs Auburn (N) (11/23/2022)
	.158	(3-19)	Michigan (02/02/2023)
FREE THROWS MADE	5		Purdue Fort Wayne (11/18/2022)
	6		Michigan (02/02/2023)
	6		Pittsburgh (11/28/2022)
FREE THROW ATTEMPTS	7		Purdue Fort Wayne (11/18/2022)
	10		Michigan (02/02/2023)
FREE THROW PERCENTAGE	.462	(6-13)	Pittsburgh (11/28/2022)
	.556	(10-18)	Rutgers (01/11/2023)
REBOUNDS	24		at Iowa (01/31/2023)
	29		Minnesota (01/28/2023)
	29		at Michigan (01/15/2023)
	29		Rutgers (01/11/2023)
ASSISTS	4		vs Auburn (N) (11/23/2022)
	8		at Michigan St. (12/04/2022)
STEALS	3		Wisconsin (01/23/2023)
	4		Rutgers (01/11/2023)
	4		Prairie View (12/11/2022)
BLOCKED SHOTS	1		Wisconsin (01/23/2023)
	2		at Michigan (01/15/2023)
	2		UIC (12/20/2022)
TURNOVERS	4		Minnesota (01/28/2023)
	6		Wisconsin (01/23/2023)
FOULS	11		Purdue Fort Wayne (11/18/2022)
	12		Rutgers (01/11/2023)
	12		NIU (11/11/2022)

2022-23 OPPONENT GAME HIGHS

Opponent - Game Highs

POINTS	87		Pittsburgh (11/28/2022)
	86		at Iowa (01/31/2023)
	85		at Michigan (01/15/2023)
	83		at Indiana (01/08/2023)
	73		Ohio St. (01/01/2023)
FIELD GOALS MADE	32		at Indiana (01/08/2023)
	29		at Iowa (01/31/2023)
	29		at Michigan (01/15/2023)
FIELD GOAL ATTEMPTS	63		Chicago St. (11/07/2022)
	62		at Indiana (01/08/2023)
	62		Prairie View (12/11/2022)
FIELD GOAL PERCENTAGE	.558	(29-52)	at Iowa (01/31/2023)
	.518	(29-56)	at Michigan (01/15/2023)
3 PT FG MADE	14		Pittsburgh (11/28/2022)
	11		Rutgers (01/11/2023)
3 PT FG ATTEMPTS	35		Purdue Fort Wayne (11/18/2022)
	34		Chicago St. (11/07/2022)
3 PT FG PERCENTAGE	.636	(14-22)	Pittsburgh (11/28/2022)
	.611	(11-18)	Rutgers (01/11/2023)
FREE THROWS MADE	21		Pittsburgh (11/28/2022)
	18		at Iowa (01/31/2023)
FREE THROW ATTEMPTS	27		Pittsburgh (11/28/2022)
	26		Minnesota (01/28/2023)
FREE THROW PERCENTAGE	1.000	(9-9)	vs Liberty (N) (11/22/2022)
	.818	(18-22)	at Iowa (01/31/2023)
REBOUNDS	47		Prairie View (12/11/2022)
	46		Ohio St. (01/01/2023)
ASSISTS	22		Pittsburgh (11/28/2022)
	21		Michigan (02/02/2023)
STEALS	9		Purdue Fort Wayne (11/18/2022)
	9		at Georgetown (11/15/2022)
BLOCKED SHOTS	8		at Georgetown (11/15/2022)
	7		Ohio St. (01/01/2023)
TURNOVERS	22		DePaul (12/17/2022)
	21		UIC (12/20/2022)
FOULS	29		Illinois (01/04/2023)
	28		Chicago St. (11/07/2022)

2022-23 OPPONENT GAME LOWS

Opponent - Game Lows

POINTS	43		vs Auburn (N) (11/23/2022)
	45		DePaul (12/17/2022)
	46		NIU (11/11/2022)
	51		Prairie View (12/11/2022)
	52		vs Liberty (N) (11/22/2022)
	52		Purdue Fort Wayne (11/18/2022)
FIELD GOALS MADE	13		vs Auburn (N) (11/23/2022)
	16		DePaul (12/17/2022)
	16		Chicago St. (11/07/2022)
FIELD GOAL ATTEMPTS	44		Minnesota (01/28/2023)
	44		UIC (12/20/2022)
FIELD GOAL PERCENTAGE	.254	(16-63)	Chicago St. (11/07/2022)
	.260	(13-50)	vs Auburn (N) (11/23/2022)
3 PT FG MADE	3		NIU (11/11/2022)
	5		Minnesota (01/28/2023)
	5		vs Auburn (N) (11/23/2022)
3 PT FG ATTEMPTS	14		NIU (11/11/2022)
	15		Ohio St. (01/01/2023)
3 PT FG PERCENTAGE	.214	(3-14)	NIU (11/11/2022)
	.229	(8-35)	Purdue Fort Wayne (11/18/2022)
FREE THROWS MADE	4		at Nebraska (01/25/2023)
	6		Illinois (01/04/2023)
FREE THROW ATTEMPTS	8		at Nebraska (01/25/2023)
	9		DePaul (12/17/2022)
	9		vs Liberty (N) (11/22/2022)
FREE THROW PERCENTAGE	.467	(7-15)	Prairie View (12/11/2022)
	.500	(11-22)	Brown (12/29/2022)
	.500	(4-8)	at Nebraska (01/25/2023)
REBOUNDS	23		at Nebraska (01/25/2023)
	23		UIC (12/20/2022)
ASSISTS	5		NIU (11/11/2022)
	7		vs Auburn (N) (11/23/2022)
STEALS	2		Minnesota (01/28/2023)
	2		at Indiana (01/08/2023)
	2		Illinois (01/04/2023)
	2		UIC (12/20/2022)
	2		NIU (11/11/2022)
BLOCKED SHOTS	0		vs Liberty (N) (11/22/2022)
	1		Wisconsin (01/23/2023)
	1		Pittsburgh (11/28/2022)
TURNOVERS	7		Michigan (02/02/2023)
	7		Wisconsin (01/23/2023)
FOULS	11		at Nebraska (01/25/2023)
	12		Minnesota (01/28/2023)

2022-23 NORTHWESTERN GAME-BY-GAME STATS

			Total		3-Pointers		Free throws		Rebounds											
Opponent	Date	Score		FG-FGA	PCT	3FG-3FGA	PCT	FT-FTA	PCT	OFF	DEF	TOT	AVG	PF	A	TO	BLK	STL	PTS	AVG
Chicago St.	11/07/2022	85-54	W	24-56	.429	10-21	.476	27-32	.844	13	35	48	48.0	18	20	14	4	8	85	85.0
NIU	11/11/2022	63-46	W	24-58	.414	5-22	.227	10-17	.588	12	28	40	44.0	12	16	8	8	9	63	74.0
at Georgetown	11/15/2022	75-63	W	27-67	.403	14-33	.424	7-12	.583	20	28	48	45.3	16	18	15	4	6	75	74.3
Purdue Fort Wayne	11/18/2022	60-52	W	23-56	.411	9-27	.333	5-7	.714	5	32	37	43.3	11	15	17	5	10	60	70.8
vs Liberty	11/22/2022	66-52	W	22-51	.431	6-17	.353	16-21	.762	9	24	33	41.2	14	11	13	4	13	66	69.8
vs Auburn	11/23/2022	42-43	L	14-56	.250	2-24	.083	12-16	.750	9	27	36	40.3	16	4	8	8	8	42	65.2
Pittsburgh	11/28/2022	58-87	L	21-61	.344	10-32	.313	6-13	.462	13	17	30	38.9	19	15	11	3	5	58	64.1
at Michigan St.	12/04/2022	70-63	W	21-49	.429	7-23	.304	21-24	.875	6	25	31	37.9	15	8	12	5	10	70	64.9
Prairie View	12/11/2022	61-51	W	18-61	.295	8-29	.276	17-23	.739	14	31	45	38.7	16	15	9	8	4	61	64.4
DePaul	12/17/2022	83-45	W	29-67	.433	13-33	.394	12-14	.857	11	32	43	39.1	13	15	12	5	14	83	66.3
UIC	12/20/2022	92-54	W	36-70	.514	8-27	.296	12-15	.800	16	28	44	39.5	20	20	9	2	7	92	68.6
Brown	12/29/2022	63-58	W	20-58	.345	4-21	.190	19-21	.905	14	24	38	39.4	18	11	14	4	9	63	68.2
Ohio St.	01/01/2023	57-73	L	19-67	.284	9-31	.290	10-17	.588	14	23	37	39.2	16	11	7	5	5	57	67.3
Illinois	01/04/2023	73-60	W	17-53	.321	7-18	.389	32-40	.800	9	26	35	38.9	17	11	8	3	11	73	67.7
at Indiana	01/08/2023	84-83	W	29-63	.460	7-19	.368	19-28	.679	9	23	32	38.5	19	15	7	5	14	84	68.8
Rutgers	01/11/2023	62-65	L	21-51	.412	10-27	.370	10-18	.556	10	19	29	37.9	12	14	9	6	4	62	68.4
at Michigan	01/15/2023	78-85	L	27-64	.422	6-23	.261	18-24	.750	9	20	29	37.4	19	13	8	2	11	78	68.9
Wisconsin	01/23/2023	66-63	W	22-51	.431	6-16	.375	16-18	.889	8	27	35	37.2	22	9	6	1	3	66	68.8
at Nebraska	01/25/2023	78-63	W	29-56	.518	11-30	.367	9-12	.750	9	26	35	37.1	13	15	15	3	8	78	69.3
Minnesota	01/28/2023	81-61	W	31-60	.517	9-20	.450	10-12	.833	8	21	29	36.7	18	16	4	6	7	81	69.9
at Iowa	01/31/2023	70-86	L	27-58	.466	4-17	.235	12-14	.857	9	15	24	36.1	16	11	10	4	7	70	69.9
Michigan	02/02/2023	51-68	L	21-56	.375	3-19	.158	6-10	.600	11	22	33	36.0	14	14	9	5	5	51	69.0
Total		1518		522-1289	.405	168-529	.318	306-408	.750	238	553	791	36.0	354	297	225	100	178	1518	69.0
Opponents		1375		477-1188	.402	179-511	.350	242-350	.691	210	566	776	35.3	380	300	321	84	106	1375	62.5

Northwestern Averages

Games Played	Points/game	FG Pct	3FG Pct	FT Pct	Rebounds/game	Assists/game	Turnovers/game	Assist/Turnover ratio	Steals/game	Blocks/game
22	69.0	40.5	31.8	75.0	36.0	13.5	10.2	1.3	8.1	4.5

2022-23 OPPONENT GAME-BY-GAME STATS

			Total		3-Pointers		Free throws		Rebounds											
Opponent	Date	Score		FG-FGA	PCT	3FG-3FGA	PCT	FT-FTA	PCT	OFF	DEF	TOT	AVG	PF	A	TO	BLK	STL	PTS	AVG
Chicago St.	11/07/2022	85-54	W	16-63	.254	9-34	.265	13-18	.722	14	22	36	36.0	28	9	12	5	6	54	54.0
NIU	11/11/2022	63-46	W	17-51	.333	3-14	.214	9-14	.643	9	27	36	36.0	15	5	17	3	2	46	50.0
at Georgetown	11/15/2022	75-63	W	24-57	.421	7-22	.318	8-10	.800	7	24	31	34.3	16	11	13	8	9	63	54.3
Purdue Fort Wayne	11/18/2022	60-52	W	18-55	.327	8-35	.229	8-11	.727	7	30	37	35.0	13	13	19	3	9	52	53.8
vs Liberty	11/22/2022	66-52	W	17-50	.340	9-30	.300	9-9	1.000	7	22	29	33.8	19	12	18	0	5	52	53.4
vs Auburn	11/23/2022	42-43	L	13-50	.260	5-21	.238	12-18	.667	13	31	44	35.5	18	7	14	6	4	43	51.7
Pittsburgh	11/28/2022	58-87	L	26-54	.481	14-22	.636	21-27	.778	13	28	41	36.3	16	22	10	1	5	87	56.7
at Michigan St.	12/04/2022	70-63	W	23-55	.418	8-22	.364	9-12	.750	8	22	30	35.5	17	16	13	4	7	63	57.5
Prairie View	12/11/2022	61-51	W	18-62	.290	8-28	.286	7-15	.467	18	29	47	36.8	23	10	16	2	4	51	56.8
DePaul	12/17/2022	83-45	W	16-52	.308	6-21	.286	7-9	.778	5	28	33	36.4	14	9	22	3	6	45	55.6
UIC	12/20/2022	92-54	W	17-44	.386	8-24	.333	12-19	.632	4	19	23	35.2	17	12	21	6	2	54	55.5
Brown	12/29/2022	63-58	W	19-45	.422	9-22	.409	11-22	.500	6	25	31	34.8	19	17	17	4	4	58	55.7
Ohio St.	01/01/2023	57-73	L	26-56	.464	6-15	.400	15-20	.750	10	36	46	35.7	13	15	12	7	5	73	57.0
Illinois	01/04/2023	73-60	W	23-58	.397	8-28	.286	6-10	.600	9	29	38	35.9	29	13	15	6	2	60	57.2
at Indiana	01/08/2023	84-83	W	32-62	.516	9-18	.500	10-14	.714	11	29	40	36.1	21	14	16	5	2	83	58.9
Rutgers	01/11/2023	62-65	L	23-54	.426	11-18	.611	8-10	.800	11	23	34	36.0	15	16	11	5	8	65	59.3
at Michigan	01/15/2023	78-85	L	29-56	.518	10-22	.455	17-24	.708	11	30	41	36.3	17	18	18	4	5	85	60.8
Wisconsin	01/23/2023	66-63	W	22-57	.386	10-31	.323	9-16	.563	10	22	32	36.1	19	16	7	1	3	63	60.9
at Nebraska	01/25/2023	78-63	W	25-53	.472	9-25	.360	4-8	.500	5	18	23	35.4	11	14	16	2	7	63	61.1
Minnesota	01/28/2023	81-61	W	20-44	.455	5-18	.278	16-26	.615	9	22	31	35.2	12	13	15	2	2	61	61.1
at Iowa	01/31/2023	70-86	L	29-52	.558	10-21	.476	18-22	.818	9	23	32	35.0	14	17	12	4	3	86	62.2
Michigan	02/02/2023	51-68	L	24-58	.414	7-20	.350	13-16	.813	14	27	41	35.3	14	21	7	3	6	68	62.5
Total		1375		477-1188	.402	179-511	.350	242-350	.691	210	566	776	35.3	380	300	321	84	106	1375	62.5
Northwestern		1518		522-1289	.405	168-529	.318	306-408	.750	238	553	791	36.0	354	297	225	100	178	1518	69.0

Opponents Averages

Games Played	Points/game	FG Pct	3FG Pct	FT Pct	Rebounds/game	Assists/game	Turnovers/game	Assist/Turnover ratio	Steals/game	Blocks/game
22	62.5	40.2	35.0	69.1	35.3	13.6	14.6	0.9	4.8	3.8

2022-23 SEASON STATS

Game Records

Record	Overall	Home	Away	Neutral
ALL GAMES	15-7	10-4	4-2	1-1
CONFERENCE	6-5	3-3	3-2	0-0
NON-CONFERENCE	9-2	7-1	1-0	1-1

Score by Periods

Team	1st	2nd	OT	TOT
Northwestern	721	797	0	1518
Opponents	647	728	0	1375

Team Box Score

No.	Player				Total		3-Point		F-Throw		Rebounds													
		GP-GS	MIN	AVG	FG-FGA	FG%	3FG-3FGA	3FG%	FT-FTA	FT%	OFF	DEF	TOT	AVG	PF	DQ	A	TO	BLK	STL	PTS	AVG		
0	BUIE, Boo	22-22	748:15	34.0	122-316	.386	39-134	.291	74-82	.902	8	68	76	3.5	43	0	99	57	2	24	357	16.2		
1	AUDIGE, Chase	22-22	735:51	33.4	117-298	.393	45-134	.336	61-72	.847	17	54	71	3.2	53	1	65	51	16	58	340	15.5		
3	BERRY, Ty	22-22	593:12	27.0	68-180	.378	36-112	.321	32-37	.865	15	88	103	4.7	37	1	28	16	5	31	204	9.3		
31	BERAN, Robbie	22-22	631:03	28.7	58-154	.377	26-75	.347	50-60	.833	34	81	115	5.2	46	0	17	13	20	14	192	8.7		
34	NICHOLSON, Matthew	22-13	454:29	20.7	53-97	.546	0-0	.000	36-74	.486	53	83	136	6.2	46	0	26	21	29	12	142	6.5		
13	BARNHIZER, Brooks	22-0	462:05	21.0	43-113	.381	11-48	.229	30-39	.769	26	68	94	4.3	29	0	26	22	9	18	127	5.8		
5	ROPER II, Julian	15-0	321:16	21.4	24-53	.453	8-19	.421	10-22	.455	9	46	55	3.7	30	0	16	11	4	11	66	4.4		
2	MARTINELLI, Nick	8-0	66:45	8.3	8-15	.533	2-3	.667	4-5	.800	9	3	12	1.5	3	0	2	3	0	2	22	2.8		
33	HUNGER, Luke	6-0	36:43	6.1	6-14	.429	1-2	.500	3-5	.600	8	0	8	1.3	4	0	1	1	0	0	16	2.7		
10	VERHOEVEN, Tydus	22-9	330:31	15.0	22-46	.478	0-1	.000	4-10	.400	23	35	58	2.6	59	3	16	11	15	7	48	2.2		
43	SMITH, Blake	3-0	04:26	1.5	1-1	1.000	0-0	.000	0-0	.000	1	0	1	0.3	0	0	0	0	0	0	2	0.7		
53	DIXON III, Roy	10-0	15:25	1.5	0-2	.000	0-1	.000	2-2	1.000	0	3	3	0.3	4	0	1	3	0	1	2	0.2		
Team											35	24	59				16							
Total		22	4400		522-1289	.405	168-529	.318	306-408	.750	238	553	791	36.0	354	5	297	225	100	178	1518	69.0		
Opponents		22	4400		477-1188	.402	179-511	.350	242-350	.691	210	566	776	35.3	380	6	300	321	84	106	1375	62.5		

Team Statistics

	NU	OPP
Scoring	1518	1375
Points per game	69.0	62.5
Scoring margin	+6.5	-
Field goals-att	522-1289	477-1188
Field goal pct	.405	.402
3 point fg-att	168-529	179-511
3-point FG pct	.318	.350
3-pt FG made per game	7.6	8.1
Free throws-att	306-408	242-350
Free throw pct	.750	.691
F-Throws made per game	13.9	11.0
Rebounds	791	776
Rebounds per game	36.0	35.3
Rebounding margin	+0.7	-
Assists	297	300
Assists per game	13.5	13.6
Turnovers	225	321
Turnovers per game	10.2	14.6
Turnover margin	+4.4	-
Assist/turnover ratio	1.3	0.9
Steals	178	106
Steals per game	8.1	4.8
Blocks	100	84
Blocks per game	4.5	3.8
Winning streak	0	-
Home win streak	0	-
Attendance	59867	73955
Home games-Avg/Game	14-4276	6-12326
Neutral site-Avg/Game	-	2-739

Team Results

Date	Opponent	Score	Att.
11/07/2022	Chicago St.	W 85-54	2676
11/11/2022	NIU	W 63-46	3077
11/15/2022	at Georgetown	W 75-63	5518
11/18/2022	Purdue Fort Wayne	W 60-52	2931
11/22/2022	vs Liberty	W 66-52	321
11/23/2022	vs Auburn	L 42-43	1156
11/28/2022	Pittsburgh	L 58-87	2606
12/04/2022	at Michigan St.	W 70-63	14797
12/11/2022	Prairie View	W 61-51	3861
12/17/2022	DePaul	W 83-45	4081
12/20/2022	UIC	W 92-54	3704
12/29/2022	Brown	W 63-58	3730
01/01/2023	Ohio St.	L 57-73	4372
01/04/2023	Illinois	W 73-60	7039
01/08/2023	at Indiana	W 84-83	16759
01/11/2023	Rutgers	L 62-65	5274
01/15/2023	at Michigan	L 78-85	12009
01/23/2023	Wisconsin	W 66-63	4218
01/25/2023	at Nebraska	W 78-63	13205
01/28/2023	Minnesota	W 81-61	6064
01/31/2023	at Iowa	L 70-86	11667
02/02/2023	Michigan	L 51-68	6234

2022-23 BIG TEN ONLY STATS

Game Records

Record	Overall	Home	Away	Neutral
ALL GAMES	6-5	3-3	3-2	0-0
CONFERENCE	6-5	3-3	3-2	0-0
NON-CONFERENCE	0-0	0-0	0-0	0-0

Score by Periods

Team	1st	2nd	OT	TOT
Northwestern	374	396	0	770
Opponents	348	422	0	770

Team Box Score

No.	Player				Total		3-Point		F-Throw		Rebounds													
		GP-GS	MIN	AVG	FG-FGA	FG%	3FG-3FGA	3FG%	FT-FTA	FT%	OFF	DEF	TOT	AVG	PF	DQ	A	TO	BLK	STL	PTS	AVG		
0	BUIE, Boo	11-11	389:18	35.4	69-167	.413	16-60	.267	53-58	.914	3	34	37	3.4	23	0	50	28	0	12	207	18.8		
1	AUDIGE, Chase	11-11	380:59	34.6	60-158	.380	21-68	.309	30-37	.811	8	24	32	2.9	24	0	26	18	5	31	171	15.5		
3	BERRY, Ty	11-11	279:44	25.4	36-81	.444	19-49	.388	13-16	.813	5	35	40	3.6	18	1	10	9	1	11	104	9.5		
31	BERAN, Robbie	11-11	293:36	26.7	22-62	.355	10-29	.345	26-30	.867	13	33	46	4.2	21	0	11	4	9	8	80	7.3		
34	NICHOLSON, Matthew	11-10	246:04	22.4	25-49	.510	0-0	.000	18-40	.450	29	36	65	5.9	28	0	11	9	13	6	68	6.2		
13	BARNHIZER, Brooks	11-0	232:31	21.1	23-59	.390	6-23	.261	14-18	.778	11	37	48	4.4	18	0	14	11	4	7	66	6.0		
5	ROPER II, Julian	8-0	179:34	22.4	14-29	.483	6-13	.462	4-11	.364	5	23	28	3.5	16	0	7	2	4	6	38	4.8		
2	MARTINELLI, Nick	5-0	45:52	9.2	5-6	.833	1-1	1.000	4-5	.800	6	2	8	1.6	1	0	0	3	0	1	15	3.0		
10	VERHOEVEN, Tydus	11-1	149:29	13.6	10-17	.588	0-0	.000	1-2	.500	10	12	22	2.0	32	2	7	5	9	3	21	1.9		
53	DIXON III, Roy	5-0	02:04	0.4	0-0	.000	0-0	.000	0-0	.000	0	0	0	0.0	0	0	1	0	0	0	0	0.0		
33	HUNGER, Luke	1-0	00:50	0.8	0-0	.000	0-0	.000	0-0	.000	0	0	0	0.0	0	0	0	0	0	0	0	0.0		
Team											12	11	23					6						
Total		11	2200		264-628	.420	79-243	.325	163-217	.751	102	247	349	31.7	181	3	137	95	45	85	770	70.0		
Opponents		11	2200		276-605	.456	93-238	.391	125-178	.702	107	281	388	35.3	182	4	173	142	43	50	770	70.0		

Team Statistics

	NU	OPP
Scoring	770	770
Points per game	70.0	70.0
Scoring margin	0.0	-
Field goals-att	264-628	276-605
Field goal pct	.420	.456
3 point fg-att	79-243	93-238
3-point FG pct	.325	.391
3-pt FG made per game	7.2	8.5
Free throws-att	163-217	125-178
Free throw pct	.751	.702
F-Throws made per game	14.8	11.4
Rebounds	349	388
Rebounds per game	31.7	35.3
Rebounding margin	-3.5	-
Assists	137	173
Assists per game	12.5	15.7
Turnovers	95	142
Turnovers per game	8.6	12.9
Turnover margin	+4.3	-
Assist/turnover ratio	1.4	1.2
Steals	85	50
Steals per game	7.7	4.5
Blocks	45	43
Blocks per game	4.1	3.9
Winning streak	0	-
Home win streak	0	-
Attendance	33201	68437
Home games-Avg/Game	6-5534	5-13687
Neutral site-Avg/Game	-	0-0

Team Results

Date	Opponent		Score	Att.
12/04/2022	at Michigan St.	W	70-63	14797
01/01/2023	Ohio St.	L	57-73	4372
01/04/2023	Illinois	W	73-60	7039
01/08/2023	at Indiana	W	84-83	16759
01/11/2023	Rutgers	L	62-65	5274
01/15/2023	at Michigan	L	78-85	12009
01/23/2023	Wisconsin	W	66-63	4218
01/25/2023	at Nebraska	W	78-63	13205
01/28/2023	Minnesota	W	81-61	6064
01/31/2023	at Iowa	L	70-86	11667
02/02/2023	Michigan	L	51-68	6234