



WISCONSIN BASKETBALL

26 NCAA TOURNAMENT APPEARANCES ■ 4 FINAL FOURS ■ 23 BIG TEN CHAMPIONSHIPS ■ 22 CONSENSUS ALL-AMERICANS

WISCONSIN BADGERS

VS.

NORTHWESTERN WILDCATS

13-8, 5-6 BIG TEN

15-7, 6-5 BIG TEN



Rankings (AP/Coaches): --/--

Head Coach: Greg Gard

Record at Wisconsin: 157-86 (8th Season)

Overall Record: 157-86 (8th Season)



Rankings (AP/Coaches): --/--

Head Coach: Chris Collins

Record at NU: 146-157 (10th season)

Overall Record: 146-157 (10th season)

SUNDAY, FEB. 5 ■ 5:30 PM (CT) ■ MADISON, WIS. ■ KOHL CENTER ■ BIG TEN NETWORK

WISCONSIN HOSTS NORTHWESTERN SEEKING .500

- The Badgers look to return to .500 in the Big Ten when they host Northwestern Sunday at the Kohl Center. The Wildcats won this season's first meeting, but haven't swept a season series with UW since 1996.
- Up next, Wisconsin hits the road for a two-game trip to Penn State on Wednesday and at Nebraska on Saturday.

FAST BREAK FACTS

- Wisconsin is 13-3, including 5-1 in the Big Ten with its full strength starting lineup. On the contrary, the Badgers are 0-5 this season when missing one of their starters due to injury.
 - UW went 0-3 without leading scorer, Tyler Wahl, in the lineup and has dropped its last 2 games without starter Max Klesmit.
- The Badgers have played the 3rd-toughest schedule in the NCAA according the Sagarin Ratings. They have posted 4 Quad wins and a record of 7-8 in Quad 1/2 games, with zero losses outside the top two quadrants.
- The Badgers have played 12 games this season decided by 5 points or less (3 overtime games), holding a 8-4 record in those contests.
 - UW is now 20-7 in games decided by 5 or fewer points over the last 2 seasons.
- Wisconsin ranks 5th in the B1G in 3FG% (36%). That percentage would signify the Badgers' best since the 2013-14 season. (pg 5)
 - The Badgers also rank 2nd in the conference this season making 8.4 3FGs/game.
 - UW is 8-2 this year (72-11 all-time under Gard) when shooting at least 40.0% from 3FG.
- Head coach **Greg Gard** became the 4th UW coach in history to reach 150 wins earlier this season, joining Hall of Famers Walter Meanwell, Bud Foster & Bo Ryan. (pg 4)
 - The 2022 Big Ten Coach of the Year and a Naismith National Coach of the Year finalist, Gard has led the Badgers to Big Ten titles in 2 of the last 3 seasons, plus 5 of the 6 NCAA tournaments during his tenure.
- Wisconsin is allowing 63.1 ppg, which ranks 4th in the Big Ten. (pg 7)
- The Badgers rank 2nd in the nation averaging 8.9 turn-overs per game. Last year, UW led the NCAA with 8.7 TOs/game. (pg 5)
- Point guard **Chuckey Hepburn** leads UW averaging 12.4 ppg with a 2.1 assist-to-turnover ratio. Defensively, he ranks 4th in Big Ten play averaging 2.0 steals per game. (pg 5)
 - Ranks 2nd in the Big Ten shooting 46.7% 3FG (min. 20 3FGs) - up from 34.8% 3FG last year.
- **Steven Crowl** has scored in double figures in 11 of the last 15 games (with three 20+ point games). In Big Ten play, Crowl is averaging a team-best 13.3 points and 6.9 rebounds. (pg 6)
 - On the season, the 7-footer ranks 2nd for the Badgers averaging 2.6 assists per game.
- Freshman **Connor Essegian** is establishing himself as one of the Big Ten's best freshmen, scoring 10.8 ppg while shooting over 43.1% from 3-point range for UW. (pg 6)
- Senior **Tyler Wahl** ranks 3rd for UW in points (12.2 ppg), 2nd in rebounds (5.8 rpg), 3rd in assists and 3rd in steals. (pg 7)
- This year marks the 125th season of Wisconsin men's basketball and UW will be celebrating the history of one of the Big Ten's most successful programs all year long. (pg 7)
 - Sunday, UW will welcome back **Greg Stiemsma** (2004-08) as honorary captain for the game.
- Wisconsin is also celebrating the 25th year of the Kohl Center, owning an all-time record of 342-64 (.842) all-time in the building. (pg 9)



Over the last 10 games, **Chuckey Hepburn** is averaging **12.9 pts, 3.9 ast and 1.6 stl per game, while shooting an impressive 46.7% 3FG.**

WISCONSIN'S POTENTIAL STARTERS

No.	Name	Pts.	Reb.	Ast.	Of Note
3	CONNOR ESSEGIAN	10.8	3.4	0.8	Shooting 43.1% 3FG (44-102), averaging 2.1 triples per game
5	TYLER WAHL	12.2	5.8	1.9	Preseason All-Big Ten pick; 2023 Julius Erving Award Watch
11	MAX KLESMIT	7.3	2.5	1.5	Since returning from injury: 12pts, 8reb (1/28); 12 pts (2/2)
22	STEVEN CROWL	12.4	6.8	2.6	Double-figure scoring 11 of last 15 games (three 20+pt games)
23	CHUCKY HEPBURN	12.4	3.1	3.3	46.7% 3FGs (43-92); in Big Ten play 2.35 AST-to-TO + 2.0 spg

2022-23 SCHEDULE

Nov. 7 **SOUTH DAKOTA** **W, 85-59**

BREW CITY BATTLE (Milwaukee, Wis.)

Nov. 11 vs. Stanford **W, 60-50**

Nov. 15 **GREEN BAY** **W, 56-45**

BATTLE 4 ATLANTIS (Paradise Island, Bahamas)

Nov. 23 vs. Dayton **W, 43-42**

Nov. 24 vs. Kansas [3] **L, 68-69 (ot)**

Nov. 25 vs. USC **W, 64-59**

Nov. 29 **WAKE FOREST** **L, 75-78**

Dec. 3 at Marquette **W, 80-77 (ot)**

Dec. 6 **MARYLAND [13]** **W, 64-59**

Dec. 11 at Iowa **W, 78-75 (ot)**

Dec. 15 **LEHIGH** **W, 78-56**

~~Dec. 23 GRAMBLING STATE canceled~~

Dec. 30 **WESTERN MICHIGAN** **W, 76-66**

Jan. 3 **MINNESOTA** **W, 63-60**

Jan. 7 at Illinois **L, 69-79**

Jan. 10 **MICHIGAN STATE** **L, 65-69**

Jan. 14 at Indiana **L, 45-63**

Jan. 17 **PENN STATE** **W, 63-60**

Jan. 23 at Northwestern **L, 63-66**

Jan. 25 at Maryland **L, 55-73**

Jan. 28 **ILLINOIS** **L, 51-61**

Feb. 2 at Ohio State **W, 65-60**

Feb. 5 **NORTHWESTERN** 5:30 PM

Feb. 8 at Penn State 7:30 PM

Feb. 11 at Nebraska 3 PM

Feb. 14 **MICHIGAN** 8 PM

Feb. 18 **RUTGERS [23]** 11 AM

Feb. 22 **IOWA** 8 PM

Feb. 26 at Michigan 1 PM

March 2 **PURDUE [3]** 8 PM

March 5 at Minnesota 6:30 PM

BIG TEN TOURNAMENT - Chicago, Ill.

Mar. 8-12 at United Center

NCAA TOURNAMENT

Mar. 16-19 Rounds 1-2

Mar. 23-26 Sweet 16 / Elite 8

April 1-3 Final Four / Championship
Houston, Texas

All times listed Central Standard Time

^ Big Ten/ACC Challenge

Home games in **BOLD CAPS**

FOLLOW THE #BADGERS

TV: BIG TEN NETWORK

FOX Sports App | foxsports.com/live/btn

■ Play-by-Play: Jeff Levering

■ Analyst: Robbie Hummel

RADIO: BADGER SPORTS NETWORK

App: iHeartRadio | Sirius Satellite: SiriusXM 380

■ Play-by-Play: Matt Lepay

■ Analyst: Mike Lucas

SOCIAL MEDIA: #ONWISCONSIN

■ Twitter: @BadgerMBB

■ TikTok: badger_mbb

■ Instagram: badgermbb

■ Facebook: /WisconsinMensBasketball

■ YouTube: /WisconsinBadgers

BASKETBALL COMMUNICATIONS**GENERAL INFORMATION**

- Address: 1440 Monroe Street, Madison, WI 53711
- Website: UWBadgers.com
- Press Box Phone: (608) 262-7766

BRANDON HARRISON
 ASSISTANT DIRECTOR OF BRAND
 COMMUNICATIONS (PRIMARY)

- Phone: (608) 279-8653
- Email: bah@athletics.wisc.edu
- Twitter: @BrandonHarrison


PATRICK HERB
 DIRECTOR OF COMMUNICATIONS
 AND BRAND STRATEGY (SECONDARY)

- Phone: (608) 957-2085
- Email: pah@athletics.wisc.edu
- Twitter: @PatrickHerb

**MEDIA RESOURCES****CREDENTIAL APPLICATIONS**

- www.sportssystem.com/Wisconsin

BIG TEN MEDIA EMAIL LIST

- office.bigten.org/media

WISCONSIN BASKETBALL RECORD BOOK

- go.wisc.edu/MBBRecordBook

WIRELESS INTERNET ACCESS (KOHL CENTER)

- BadgerWiFi (connect and register with email address)

LIVE STATS - STATBROADCAST (KOHL CENTER)

- Wisconsin.StatBroadcast.com (password: buckybadger)

OFFICIAL SOCIAL MEDIA CHANNELS

- Twitter: @BadgerMBB
- TikTok: @badger_mbb
- Instagram: @badgermbb
- Facebook: /WisconsinMensBasketball
- YouTube: /WisconsinBadgers

RADIO

Radio Station: WIBA (1310 AM)

Play-by-Play Announcer: Matt Lepay

Address: P.O. Box 99
Madison, WI 53701
Phone: 608-274-5450

Color Analyst: Mike Lucas

Address: 1440 Monroe St.
Madison, WI 53711
Phone: 608-252-6474

Credentials: 2022-23 men's basketball credentials must be requested online: www.sportssystem.com/Wisconsin


Contact Brandon Harrison with questions (608-279-8653). Approved credentials will be either mailed or made available at the Brand Communications Office or with the parking attendant (white vehicle) at the entrance to Lot 46 on Frances Street, one block north of the Kohl Center



0 JAHCOBI NEATH
G, Sr., 6-4, 190
Toronto, Ontario



2 JORDAN DAVIS
G, Jr., 6-4, 200
La Crosse, Wis.



3 CONNOR ESSEGIAN
G, Fr., 6-4, 185
Fort Wayne, Ind.



4 KAMARI MCGEE
G, So., 6-0, 180
Racine, Wis.



5 TYLER WAHL
F, Sr., 6-9, 225
Lakeville, Minn.




10 ISAAC LINDSEY
G, So., 6-4, 185
Mineral Point, Wis.



11 MAX KLESMIT
G, Jr., 6-3, 200
Neenah, Wis.



12 LUKE HAERTLE
G, Fr., 6-3, 215
Hartland, Wis.




13 JUSTIN TAPHORN
G, Jr., 6-5, 215
Pekin, Ill.



14 CARTER GILMORE
F, Jr., 6-7, 225
Hartland, Wis.



15 ISAAC GARD
G, Fr., 6-2, 165
Oregon, Wis.



21 CHRIS HODGES
F, R-Fr., 6-9, 245
Schaumburg, Ill.



22 STEVEN CROWL
F, Jr., 7-0, 245
Eagan, Minn.



23 CHUCKY HEPBURN
G, So., 6-2, 205
Omaha, Neb.



30 ROSS CANDELINO
G, Fr., 6-5, 185
Jacksonville, Fla.



35 MARKUS ILLVER
F, So., 6-8, 215
Tallinn, Estonia



GREG GARD
Head Coach
8th season at UW



JOE KRABBHOF
Associate Head Coach
7th season at UW



DEAN OLIVER
Assistant Coach
6th season at UW



SHARIF CHAMBLISS
Assistant Coach
2nd season at UW

WISCONSIN BADGERS	POS	HT	WT	YR/ELIG	HOMETOWN (HS/LAST SCHOOL)	PRONUNCIATION
0 Jahcobi Neath*	G	6-4	190	Sr./Sr.	Toronto, Ontario (Wake Forest)	Juh-KOBE KNEE-th
2 Jordan Davis**	G	6-4	200	Jr./Jr.	La Crosse, Wis. (Central)	
3 Connor Essegian	G	6-4	185	Fr./Fr.	Fort Wayne, Ind. (Central Noble)	eh-SEE-jin
4 Kamari McGee	G	6-0	180	So./So.	Racine, Wis. (Racine St. Catherine's)	cuh-MAR-ee
5 Tyler Wahl***	F	6-9	225	Sr./Sr.	Lakeville, Minn. (North)	WALL
10 Isaac Lindsey*	G	6-4	185	Jr./So.	Mineral Point, Wis. (UNLV)	LIN-zee
11 Max Klesmit	G	6-3	200	Jr./Jr.	Neenah, Wis. (Neenah)	KLEZ-mitt
12 Luke Haertle	G	6-3	215	Fr./Fr.	Hartland, Wis. (Lake Country Lutheran)	(rhymes with hurdle)
13 Justin Taphorn**	G	6-5	215	Jr./Jr.	Pekin, Ill. (Pekin)	
14 Carter Gilmore**	F	6-7	225	Jr./Jr.	Hartland, Wis. (Arrowhead)	
15 Isaac Gard	G	6-2	165	So./Fr.	Oregon, Wis. (Oregon)	
21 Chris Hodges	F	6-9	245	So./Fr.	Schaumburg, Ill. (Schaumburg)	
22 Steven Crowl**	F	7-0	245	Jr./Jr.	Eagan, Minn. (Eastview)	(rhymes with growl)
23 Chucky Hepburn*	G	6-2	205	So./So.	Omaha, Neb. (Bellevue West)	
30 Ross Candelino	G	6-5	185	Fr./Fr.	Jacksonville, Fla. (Ponte Vedra)	
35 Markus Ilver*	F	6-8	215	So./So.	Tallinn, Estonia (Western Reserve Academy)	ILL-ver

CHARTING THE BADGERS

CAREER GAMES PLAYED

	Games	Starts	Cons. Starts
Tyler Wahl	112	71	5
Jahcobi Neath	76	10	0
(UW total)	26	1	0
Max Klesmit	69	52	2
(UW total)	19	19	2
Steven Crowl	66	54	54
Jordan Davis	62	18	0
Chucky Hepburn	54	54	54
Carter Gilmore	52	3	0
Kamari McGee	47	21	0
(UW total)	17	0	0
Markus Ilver	24	0	0
Isaac Lindsey	22	0	0
Connor Essegian	21	4	4
Justin Taphorn	12	0	0
Chris Hodges	11	0	0
Ross Candelino	3	0	0
Isaac Gard	3	0	0

DOUBLE-DIGIT POINTS

	Career	'22-23	Cons.
Max Klesmit	38 (23-15)	6 (3-3)	2
(UW total)	6 (3-3)	6 (3-3)	2
Tyler Wahl	36 (27-9)	12 (8-4)	0
Chucky Hepburn	27 (21-6)	15 (10-5)	2
Steven Crowl	25 (20-5)	12 (8-4)	1
Kamari McGee	16 (2-14)	0 (0-0)	0
(UW total)	0 (0-0)	0 (0-0)	0
Connor Essegian	14 (8-6)	14 (8-6)	1
Jordan Davis	4 (3-1)	4 (3-1)	0

20-POINT SCORING GAMES

	Career	'22-23	Cons.
Max Klesmit	7 (4-3)	0 (0-0)	0
(UW total)	0 (0-0)	0 (0-0)	0
Tyler Wahl	5 (3-2)	2 (1-1)	0
Kamari McGee	5 (0-5)	0 (0-0)	0
Steven Crowl	5 (4-1)	3 (2-1)	0
Chucky Hepburn	2 (0-2)	2 (0-2)	0

30-POINT SCORING GAMES

	Career	'22-23	Cons.
No Active Players	--	-	-

DOUBLE-DIGIT REBOUNDS

	Career	'22-23	Cons.
Tyler Wahl	9 (6-3)	2 (1-1)	0
Steven Crowl	4 (3-1)	3 (2-1)	0
Connor Essegian	1 (0-1)	1 (0-1)	0

DOUBLE-DIGIT ASSISTS

	Career	'21-22	Cons.
No Active Players	--	--	--

DOUBLE-DOUBLES

	Career	'22-23	Cons.
Tyler Wahl	6 (4-2)	2 (1-1)	0
Steven Crowl	3 (2-1)	2 (1-1)	0
Connor Essegian	1 (0-1)	1 (0-1)	0

ALL-TIME VS. NORTHWESTERN

Sunday's game marks the 189th meeting between Wisconsin and Northwestern in a series that dates back to 1910. UW leads the all-time series between the schools, 122-66.

- The Badgers have won 22 of the last 28. UW had won 7 straight before NU snapped the win streak earlier this season in Evanston.
- Wisconsin owns a 69-23 edge over the Wildcats in games played in Madison.
 - The Badgers have won 4 of the last 6 games at home vs. Northwestern, including 3 straight.
- Northwestern won this season's earlier meeting, 66-63, in Evanston, but the Wildcats haven't posted a season sweep over Wisconsin since 1996.
 - In the 26 years since the Wildcats' last season sweep, the Badgers have posted 10 regular-season sweeps of NU.
- Under head coach Greg Gard, Wisconsin owns a 8-4 record against the Wildcats.
 - Last season's 82-76 win at Northwestern snapped a streak in which Wisconsin had held the Wildcats to 70 or fewer points in 43 consecutive games, dating back to 1997. UW has gone 35-9 vs. NU over that span.
- Exactly 25 years ago (Jan. 17, 1998), Wisconsin defeated Northwestern, 56-33, in the first-ever game played at the Kohl Center.
 - Wisconsin is 17-3 against NU all-time at the Kohl Center, holding the Wildcats to an average of just 51.8 ppg in those meetings.
- **Tyler Wahl** has scored in double figures in each of his last 4 games against NU, averaging 12.3 ppg and 6.3 rpg over that stretch.
- **Chucky Hepburn** is averaging 13.0 ppg and 3.0 apg (zero TOs) in 2 career meetings with NU.
- Wisconsin has 2 Illinois natives on its roster: junior **Justin Taphorn** (Pekin) and redshirt freshman **Chris Hodges** (Schaumburg).
 - Taphorn's older brother, Nate, played in 109 games and scored 436 points for Northwestern from 2014-17.

LAST TIME OUT

WISCONSIN 65, OHIO STATE 60

Feb. 2 | Schottenstein Center | Columbus, Ohio

- Wisconsin snapped a 3-game skid with a 65-60 win at Ohio State on Thursday.
- The Badgers led 43-27 at the half, totaling their highest-scoring half of the Big Ten season.
- UW has won 8 of the last 12 against OSU, including 4 of its last 6 trips to Columbus.
- Wisconsin attempted 22 free throws, its third-highest mark of the season and most since going 17-for-27 vs. Maryland (Dec. 6, 2022).
- **Connor Essegian** led UW with 17 points (2-5 3FG, 5-6 FT), plus 7 rebounds.
- **Chucky Hepburn** added 15 points, 3 assists and 2 rebounds. **Steven Crowl** scored 14 points, shooting 6-for-10 FG (1-2 3FG), and grabbed 9 rebounds.

HISTORY VS. NORTHWESTERN

- Overall: UW leads, 122-66
- In Madison: UW leads, 69-23
- Gard vs. NU: 8-4
- Active Streak: NU won last 1



LAST 25 MEETINGS (UW LEADS 19-6)

Date	Rank	Result	Score	Location
3/8/08	10/--	W	65-52	Evanston
1/7/09	--/--	W	74-45	Madison
1/31/09	--/--	L	63-66	Evanston
1/13/10	13/--	W	60-50	Evanston
2/21/10	14/--	W	70-63	Madison
1/23/11	18/--	W	78-46	Evanston
2/27/11	12/--	W	78-63	Madison
1/18/12	--/--	W	77-57	Madison
2/20/13	19/--	W	69-41	Evanston
1/2/14	4/--	W	76-49	Evanston
1/29/14	14/--	L	56-65	Madison
1/4/15	4/--	W	81-58	Evanston
2/7/15	5/--	W	65-50	Madison
1/12/16	--/--	L	65-70	Evanston
2/12/17	7/--	L	59-66	Madison
3/11/17	24/--	W	76-48	Wash. DC
2/1/18	--/--	L	52-60	Madison
2/22/18	--/--	W	70-64	Rosemont
1/26/19	--/--	W	62-46	Madison
2/23/19	22/--	W	69-64	Evanston
3/4/20	24/--	W	63-48	Madison
1/20/21	10/--	W	68-52	Madison
2/18/21	21/--	W	68-51	Evanston
1/18/22	8/--	W	82-76	Evanston
1/23/23	--/--	L	63-66	Evanston

LAST TIME VS. NORTHWESTERN

NORTHWESTERN 66, WISCONSIN 63

Jan. 23 | Welsh Ryan Arena | Evanston, Ill.

- In a game that featured 16 lead changes in the second half alone, Northwestern outlasted Wisconsin, 66-63, in this season's first meeting in Evanston.
- The game was tied, 62-62, with 2:30 remaining, but the Wildcats made 4 of 5 free throws down the stretch and UW missed its final 6 shots.
- Wisconsin had 4 players score in double figures led by a career-high 15 points from **Jordan Davis**. The junior went 3-for-6 from 3-point range and added 6 rebounds.
- UW turned it over just 7 times, but NU had only 6 turnovers on the night.
- **Chucky Hepburn** scored 12 points and led the Badgers with 5 assists (0 turnovers).
- **Tyler Wahl** tallied 11 points and 5 rebounds. **Connor Essegian** posted 10 points.

CHARTING THE BADGERS

LED UW IN SCORING

	2022-23	Career
Steven Crowl	5 (4-1)	9 (8-1)
Tyler Wahl	4 (3-1)	8 (6-2)
Chucky Hepburn	6 (3-3)	6 (3-3)
Connor Essegian	4 (2-2)	4 (2-2)
Jordan Davis	2 (1-1)	2 (1-1)

LED UW IN REBOUNDING

	2022-23	Career
Tyler Wahl	8 (6-2)	26 (18-8)
Steven Crowl	9 (6-3)	14 (10-4)
Jordan Davis	4 (3-1)	3 (2-1)
Connor Essegian	2 (0-2)	2 (0-2)
Isaac Lindsey	1 (0-1)	1 (0-1)
Jahcobi Neath	0 (0-0)	1 (1-0)
Max Klesmit	1 (0-1)	1 (0-1)

LED UW IN ASSISTS

	2022-23	Career
Chucky Hepburn	12 (7-5)	29 (19-10)
Tyler Wahl	3 (3-0)	16 (15-1)
Steven Crowl	7 (5-2)	14 (10-4)
Connor Essegian	1 (1-0)	1 (1-0)
Jahcobi Neath	0 (0-0)	1 (1-0)
Carter Gilmore	1 (0-1)	1 (0-1)
Max Klesmit	1 (0-1)	1 (0-1)

LED UW IN MINUTES

	2022-23	Career
Tyler Wahl	4 (4-0)	10 (7-3)
Chucky Hepburn	8 (6-2)	9 (7-2)
Max Klesmit	5 (3-2)	5 (3-2)
Steven Crowl	3 (1-2)	3 (1-2)
Connor Essegian	3 (1-2)	3 (1-2)
Jordan Davis	1 (0-1)	1 (0-1)
Carter Gilmore	1 (0-1)	1 (0-1)

Record in those contests in parentheses

2022-23 LINEUP RECORD

Hepburn, Davis, Klesmit, Wahl, Crowl	11-2
Hepburn, Essegian, Klesmit, Wahl, Crowl	2-1
Hepburn, Davis, Klesmit, Gilmore, Crowl	0-3
Hepburn, Essegian, Davis, Wahl, Crowl	0-2

ACTIVE WIN/LOSS STREAKS

Overall	Won 1
Vs. Unranked teams (AP)	Won 1
Vs. Ranked teams (AP)	Won 1
At Home	Lost 1
At Home vs. Big Ten	Lost 1
At Home vs. ranked Big Ten	Won 2
At Home vs. unranked Big Ten	Lost 1
At Home vs. non-conference	Won 2
At Home vs. ranked opp.	Won 2
On Road	Won 1
On Road vs. Big Ten	Won 1
On Road vs. ranked opp.	Won 1
On Road vs. unranked opp.	Won 1
Neutral	Won 1
Neutral vs. ranked opp.	Lost 1
Neutral vs. unranked opp.	Won 3

QUALITY WINS

A participant in 22 of the last 23 NCAA tournaments, Wisconsin is yet again building a solid resume for a postseason berth.

- Wisconsin is 13-3 overall and 5-1 in Big Ten play at full strength, with 3 of its Big Ten losses coming without leading scorer Tyler Wahl and 2 coming without starter Max Klesmit.
- To understand the importance of Wahl to the Badgers' lineup, see page 6.
- Wisconsin has played the 3rd-toughest schedule in the NCAA according to the Sagarin Ratings.
- The Badgers have 4 Quad 1 wins and a record of 7-8 in Quad 1/2 games, with zero losses outside of the top two quadrants.
- Purdue (7) and Iowa (6) are the only Big Ten teams with more Quad 1 wins than Wisconsin.
- Among Big Ten teams, Purdue (12) and Iowa (9) are the only schools with more Quad 1/2 wins than the Badgers.

Most Quad 1/2 Wins, Big Ten

Team	Q1	Q2	Quad 1/2
Purdue	9-1	3-0	12-1
Iowa	6-5	3-2	9-7
Rutgers	4-4	3-2	7-6
Illinois	3-5	4-1	7-6
Maryland	3-7	4-0	7-7
Michigan State	4-6	3-1	7-7
Wisconsin	4-6	3-2	7-8

- Wisconsin is 6-5 away from home this season, with true road wins at Marquette, at Iowa and at Ohio State.
- Purdue (11) is the only Big Ten team with more road/neutral wins than Wisconsin (6).
- Over the last 2 seasons, UW is 12-6 in true road games, joining Purdue (12) as the only Big Ten teams with at least 11 road wins over the last 2 seasons.

GARD'S GUIDANCE

Now in his 8th season as head coach, **Greg Gard** has led the Badgers to Big Ten titles in two of the last three seasons and kept the program winning at a high level. In fact, Gard's resume stacks up among the Big Ten's best of the last 40 years.

- Gard became the 4th coach in Wisconsin history to win 150 career games with the Badgers' 80-77 overtime win at Marquette. He joins Hall of Famers Walter Meanwell, Bud Foster and Bo Ryan.
- Gard's .646 win percentage ranks as the 3rd-highest in Wisconsin history.

Best Win Pct, Wisconsin Coaches (min. 50 wins)

Coach (School, Years)	Record	Pct.
1. Bo Ryan (2002-15)	364-130	.737
2. Walter Meanwell (1912-17, '21-34)	246-99	.712
3. Greg Gard (2016-present)	157-86	.646
4. Dick Bennett (1996-2000)	94-68	.580
5. Bud Foster (1935-59)	265-267	.498

'BY THE PLAYERS' ALTERNATE UNIFORMS FOR WISCONSIN

During Black History Month, the Badgers will be wearing this season's "By the Players" alternate uniform.

Designed by Badgers, in collaboration with Under Armour, this year's look was created in representation of diversity and inclusion.



The black uniforms feature gold pinstripes that contain the words "EQUALITY, UNITY, WISCONSIN FORWARD" within the stripes. Featured on the back of the jersey above each player's last name is the university crest logo with the "W" in black. During the summer of 2020, current and former UW student-athletes publicly stated their desire to wear the university's "Crest W" on their athletic uniforms.

The "W" in the crest is white, but was changed to black on UW athletic uniforms during the 2020-21 season in a showing of solidarity with Black and other underrepresented communities on campus.



- With a conference record of 89-56, Gard's .614 win percentage ranks 7th among Big Ten coaches of the last 40 years (since 1980).

Best Win Pct, B1G Coaches w/ 50+ Wins (since 1980)

Coach (School, Years)	Record	Pct.
1. Bo Ryan, WIS (2002-15)	172-68	.717
2. Bob Knight, IND (1972-2000)	353-151	.700
3. Tom Izzo, MSU (1995-)	328-157	.676
4. Thad Matta, OSU (2005-17)	150-78	.658
5. Mark Turgeon, MD (2015-21)	90-50	.643
6. Matt Painter, PUR (2005-)	205-116	.639
7. Greg Gard, WIS (2016-)	89-56	.614
Gene Keady, PUR (1981-05)	265-169	.611

(through games played Feb. 2, 2023)

- Gard recently tied for 29th on the Big Ten's all-time wins list, and is now 3 shy of Iowa's Lute Olson (1975-83) and Purdue's Ray Eddy (1951-65) for 27th.

Big Ten Career Wins List

Coach (School, Years)	Record	Pct.
27. Ray Eddy (PUR, 1951-65)	92-122	.430
Lute Olson (IOWA, 1975-83)	92-70	.568
29. Bruce Weber (ILL, 2004-12)	89-65	.578
Greg Gard (WIS, 2015-)	89-55	.616
31. Doug Mills (ILL, 1937-47)	88-47	.652
32. O.B. Cowles (MINN, 1948-59)	86-68	.558

WINS ADD UP UNDER GARD

- With a record of 25-8 (.758) last season, UW posted its best win percentage of the Greg Gard era and equaled the 8th-most wins in school history.
- In all, Gard led teams to 4 of the top 18 winningest seasons in program history:

Wisconsin Record Book, Single-Season Wins

1. 36	2014-15	11. 24	2002-03
2. 31	2007-08	24	2009-10
3. 30	2006-07	13. 23	2018-19
30	2013-14	23	2012-12
5. 27	2016-17	15. 22	2015-16
6. 26	2011-12	22	1998-99
7. 25	2004-05	22	1999-00
8. 25	2021-22	18. 21	2019-20
25	2010-11		
25	2003-04		

- Including wins at No. 3 Purdue and over No. 8 Purdue last season, Gard has led UW to 10 top-10 wins, including 6 away from home.
- UW went 15-5 in the Big Ten last season, posting the most conference wins in the Gard era. The Badgers won 15 Big Ten games for just the 3rd time in program history. Overall, UW has won 14+ games just 5 times, and Gard-led teams are responsible for 3 of those seasons.

Wisconsin Record Book, Big Ten Wins

Record	Pct.	Season
1. 16-2	.889	2007-08
16-2	.889	2014-15
3. 15-5	.750	2021-22
4. 14-6	.700	2018-19
14-6	.700	2019-20

- Wisconsin won at least 14 Big Ten games for the 3rd time in the last 4 seasons, the only team that can make that claim.

BETTER BEHIND THE ARC

Last season, the Badgers won the Big Ten despite shooting a conference-low 30.6% from 3-point range. So far this season, Wisconsin has seen incredible improvement in that area.

- Wisconsin ranks 5th in the Big Ten shooting 36.0% (176-for-489) from beyond the arc.
- UW is 8-2 this season (and 72-11 all-time under Gard) when shooting at least 40.0% from 3-point range.
- UW is averaging 8.4 made 3FGs per game, which ranks 2nd in the Big Ten this season.
- The Badgers have made 12+ triples in a game 4 times this season. UW hit 12+ triples in a game just once all of last season.
- **Chucky Hepburn** and **Connor Essegian** rank 2nd and 6th, respectively, in the Big Ten this season in 3-point shooting percentage - among players with at least 20 made 3FGs.
- Hepburn is shooting 46.7% (43-for-92) 3FG, while Essegian is at 43.1% (44-for-102) 3FG.
- UW hasn't had a player shoot 45.0% or better from 3FG (min. 55 attempts) since Josh Gasser posted a mark of 45.2% (42-93) in 2012.
- Essegian (.431) is looking to set the Wisconsin freshman record for 3FG%, which was set by Tim Locum in 1998 (.441, 41-93).

CHUCKY AT THE POINT

"He's one of the elite point guards in the entire country." - Illinois head coach Brad Underwood

- A Big Ten All-Freshman honoree last year, point guard **Chucky Hepburn** continues to elevate his game in his sophomore season.
- Over the last 10 games, Hepburn is averaging 12.9 pts, 3.9 ast (1.6 TO) and 1.6 stl per game, while shooting an impressive 46.7% 3FG.
- This season, Hepburn is at 46.7% (43-92) from 3-point range, up from 34.8% 3FG a year ago.
- Hepburn's 46.7% 3FG shooting leads the Big Ten this season (minimum 20 made 3FGs).
- Hepburn is averaging 2.0 made 3FGs per game, which ranks top 10 in the Big Ten this year.
- A 2023 Preseason All-Big Ten pick, Hepburn has scored in double figures in 15 of 21 games this season, and 27 times total in his career.
- UW is 21-6 when Hepburn scores dbl figures
- Defensively, Hepburn ranks 4th in Big Ten play averaging 1.9 steals per game.
- Last season, Hepburn played all 33 games and recorded 36 steals. He already has that many steals (36) in just 21 games this season.
- Hepburn's 2.03 career assist-to-turnover ratio would rank as one of the best in school history:

Wisconsin Career Assist-to-Turnover Ratio Leaders

Ratio (Ast-TO)	Name	Years
1. 3.01 (464-154)	Jordan Taylor	2009-12
2. 2.57 (344-134)	Mike Kelley	1998-01
3. 2.25 (284-126)	Josh Gasser	2011-15
4. 2.11 (430-204)	D'Mitrik Trice	2017-21
5. 2.08 (250-120)	Travon Davis	1999-02
6. 2.03 (146-72)	Chucky Hepburn	2022-23

TAKING CARE OF THE ROCK

Taking care of the ball is nothing new for Wisconsin and this season's team is carrying on a long tradition of stinginess.

- The Badgers rank 2nd in the NCAA averaging just 8.9 turnovers per game.
- UW has led the nation in fewest turnovers per game in each of the last 2 seasons. Wisconsin turned it over 9.0 times per game in 2021, then just 8.7 TOs per game last season. In fact, last year was the 4th-lowest mark in school history.

Wisconsin Record Book, Fewest TOs per game

Year	TOs/Gm	TOs	Games
1. 2014-15	7.4	296	40
2. 2010-11	7.6	258	34
3. 2013-14	8.1	307	38
4. 2021-22	8.7	287	33
5. 2009-10	8.8	289	33

- Over the last 4 seasons, Gard's Badgers have never finished outside the top-10 in turnovers per game and have never averaged more than 10.0 turnovers per game in a season.

SITUATIONAL RECORDS

	2022-23	Under Gard
Ahead at the half	10-0	126-14
Behind at the half	2-8	24-67
Tied at the half	1-0	6-5
FG% of .450 or more	5-1	83-14
FG% less than .450	8-7	73-72
Better FG% than opp.	7-0	121-13
Worse FG% than opp.	5-7	34-70
Same FG% as opp.	1-1	2-3
Opp. FG% less than 45%	10-4	121-32
3FG% of 40% or more	8-2	72-11
3FG% less than 40%	5-6	83-75
Try more than 20 3FGs	8-6	86-54
Try 20 or fewer 3FGs	5-2	70-31
Make at least 70% FT	4-4	93-38
Try at least 20 FTs	3-0	65-17
Try fewer than 20 FTs	10-8	89-68
Out-rebound opponent	4-0	90-22
Tied or out-rebounded	9-8	66-64
Same or fewer TOs than opp.	11-6	121-53
More TOs than opp.	2-2	35-33
Commit fewer than 12 TOs	11-7	122-55
Commit 12 or more TOs	2-1	35-30
Score fewer than 50 pts.	1-1	2-4
Score 50-59 points	1-2	8-34
Score 60-69 points	6-4	52-32
Score 70-79 points	3-1	55-13
Score 80-89 points	2-0	32-3
Score 90 or more pts.	0-0	7-0
Allow fewer than 50 pts.	2-0	23-1
Allow 50-59 pts.	5-0	47-7
Allow 60-69 pts.	4-5	64-32
Allow 70-79 pts.	2-3	19-32
Allow 80-89 pts.	0-0	3-13
Allow 90 or more pts.	0-0	0-1
Overtime	2-1	9-6
vs. AP Top 25 opponents	1-1	27-39
vs. AP Top 25 opp. at home	1-0	13-10
Home games	7-3	92-27
Road games	3-4	44-40
Neutral site games	3-1	22-19
Day games	3-4	49-30
Night games	10-4	107-56

GAMES DECIDED BY

3 points or less	5-3	24-14
4-5 points	3-1	24-18
6-10 points	2-2	36-23
11-19 points	1-2	39-26
20 or more points	2-0	34-3

TELEVISED GAMES

CBS	0-1	11-11
CBS Sports Network	0-0	0-1
FOX	0-1	3-6
FS1	3-0	15-14
ESPN	0-2	16-14
ESPN2	3-1	17-12
ESPNU	0-1	1-3
ESPN+	0-0	3-1
Big Ten Network	6-2	79-20
BTN+	1-0	5-0
TBS	0-0	1-3
TNT	0-0	2-1

2022-23 BIG TEN STANDINGS

Team	Conf.	Overall
Purdue (#1)	10-1	21-1
Illinois	7-4	16-6
Rutgers	7-4	15-7
Northwestern	6-5	15-7
Iowa	6-5	14-8
Maryland	6-5	15-7
Indiana (#21)	6-5	15-7
Michigan State	6-5	14-8
Michigan	6-5	12-10
Penn State	5-6	14-8
Wisconsin	5-6	13-8
Ohio State	3-8	11-11
Nebraska	3-9	10-13
Minnesota	1-10	7-14

RECORDS THROUGH GAMES PLAYED FEB. 2

AP TOP 25 (WEEK 13 - 1/30/23)

Team	Record	Points
1 Purdue (62)	21-1	1550
2 Tennessee	18-3	1443
3 Houston	20-2	1415
4 Alabama	18-3	1312
5 Arizona	19-3	1310
6 Virginia	16-3	1258
7 Kansas State	18-3	1190
8 Kansas	17-4	1034
9 UCLA	17-4	993
10 Texas	17-4	939
11 Baylor	16-5	905
12 Gonzaga	18-4	837
13 Iowa State	15-5	832
14 Marquette	17-5	769
15 TCU	16-5	752
16 Xavier	17-5	689
17 Providence	17-5	438
18 Saint Mary's	19-4	419
19 Florida Atlantic	21-1	392
20 Clemson	18-4	340
21 Indiana	15-6	250
22 San Diego State	17-4	170
23 Miami	16-5	146
24 UConn	16-6	131
25 Auburn	16-5	117

Others receiving votes: Missouri 74, Charleston 68, Illinois 56, Creighton 51, New Mexico 47, North Carolina 47, NC State 39, Boise State 31, Duke 24, Rutgers 17, Texas A&M 16, Northwestern 13, Memphis 10, Pittsburgh 9, Arkansas 9, Nevada 2, West Virginia 2, Oral Roberts 2, Saint Louis 1, USC 1

INSTANT OFFENSE ESSEGIAN

Freshman **Connor Essegian** has added instant offense to the Badgers lineup this season.

- In his first season at UW, Essegian is averaging 10.8 ppg while shooting 43.1% from 3FG.
- Among Big Ten freshmen, Essegian ranks 5th in the league for scoring this season:

Most Points, Big Ten, Freshmen

Name (School)	PPG
1. Brice Sensabaugh (OSU)	17.4
2. Jett Howard (MICH)	14.6
3. Fletcher Loyer (PUR)	12.4
4. Jalen Hood-Schifino (IND)	12.3
5. Connor Essegian (WIS)	10.8

- Essegian has led the Badgers in scoring in 2 of the last 3 games, scoring a career-high 19 points at Maryland (4-6 3FGs) and 17 points at Ohio State (2-5 3FGs).
- The Ft. Wayne, Indiana native has scored in double figures in 14 of the last 18 games.
- Essegian has hits multiple 3s in 17 of 21 games.
- Essegian has actually increased his production away from home, scoring 12.8 ppg and shooting 44.4% from long range in road/neutral games.
- Over the last 25 years (since 1998), only 4 Badgers have averaged double figures in their freshman season. Essegian is aiming to be the 5th in the last quarter century:

Most Points, Wisconsin Freshmen (Since 1998)

Name (Year)	PPG	Season
1. Ethan Happ	12.4	2015-16
2. Devin Harris	12.3	2001-02
3. Brad Davison	12.1	2017-18
4. Alando Tucker	12.0	2002-03
Connor Essegian	10.8	2022-23

- Essegian is shooting 43.1% (44-102) from 3-point range - 6th in the B1G (min. 20 3FGs).
- Among freshmen, Essegian rank 12th in the nation in 3FG% at 43.1% (min. 20 made 3FGs).
- Top 10 in Big Ten making 2.1 triples per game.
- Essegian (43.1%) is looking to set the UW freshman record for 3FG% in a season, which was set by Tim Locum in 1998 (44.1%, 41-93).
- Essegian already ranks 6th in school history for most 3-point field goals by a freshman:

Most 3-point FGs, Wisconsin Freshmen (school history)

Name	3FGs	Season
1. Brad Davison	60	2018
2. Devin Harris	59	2002
3. Sam Dekker	50	2013
4. Jeremy Hall	49	1996
5. Aleem Ford	45	2018
6. Connor Essegian	44	2022
7. Tim Locum	41	1988

- His shooting touch extends to the free throw line, where he's a near perfect 39-for-44 FT.

BIG THINGS FROM 'BIG STEVE'

The development of **Steven Crowl** has seen an upward trajectory during his career at Wisconsin. The junior big man averaged 0.7 points per game as a freshman, 8.8 ppg as a sophomore, and is now in a starring role for the Badgers.

- Along with experience, Crowl has also added size to his frame. Listed at 217 lbs as a freshman, he's now pushing 250 lbs.
- Crowl has become a consistent presence for Wisconsin, leading UW in both points (12.4) and rebounds (6.7) per game.
- Shooting a team-best 50.2% FG (103-205 FG)
- A talented passer, the 7-footer ranks 2nd for UW this season averaging 2.6 assists per game.
- He's been even better in Big Ten play, averaging a team-best 13.3 pts, 6.9 reb and 2.3 ast.
- "Big Steve," as he's nicknamed on the team, has had a knack for big seconds halves as of late:

Steven Crowl scoring by half (last 10 games):

Date - Opponent	First Half (pts)	Second Half (pts)
1/28 - Illinois	2 points	5 points
1/25 - at Maryland	7 points	4 points
1/23 - Northwestern	2 points	6 points
1/17 - Penn State	8 points	13 points
1/14 - at Indiana	4 points	1 point
1/10 - Michigan St	4 points	15 points
1/07 - at Illinois	2 points	18 points
1/03 - Minnesota	4 points	13 points
12/30 - W Michigan	5 points	20 points
12/15 Lehigh	2 points	13 points

- Double-figure scoring 11 of the last 15 games.
- During that stretch, he's averaging 13.9 points, 6.7 rebounds and 2.7 assists per game.
- That includes three 20+ points performances, including a career-best 25 points (12/30).
- Crowl has scored in double figures 25 times in his career, and UW is 20-5 in those games.

DEFENSE LIVES HERE

For the better part of 30 years, Wisconsin has enjoyed one of the best defensive teams in the Big Ten and often the nation. This year's unit is showing signs of following the same trend.

- UW is allowing just 63.1 ppg, which ranks as the 4th-best scoring defense in the Big Ten.
- UW is 70-8 under Gard when holding foes under 60 points (7-0 this season).
- UW has held an opponent below 50 points twice this season (2-0) and is 23-1 under Gard.
- UW has led the B1G in Scoring D in 4 of 7 years under Gard. Last season, Wisconsin ranked 2nd in the Big Ten allowing 66.0 ppg.
- UW has held 19 of 21 foes below their scoring average, including 5 season-low point totals.
- The Badgers have held 5 teams below 40% FG this season, most recently vs. Maryland (12/6).

WALL-TO-WAHL PLAYER

"This is no longer a utility player...Wahl has looked the part of a guy that's primed to be one of the best players in the Big Ten." - Jon Rothstein, CBS Sports

- One of the most versatile players in college basketball, 2023 Preseason All-Big Ten selection **Tyler Wahl** does a little bit of everything — and then some — for Bucky.
- This year, Wahl was named 1 of 20 candidates in the country nominated to the 2023 Julius Erving Award Watch List, which is awarded to the best small forward in the nation.
- To understand the importance of Wahl to UW, observations can be drawn when comparing Wisconsin with Wahl and Wisconsin without Wahl, who missed 3 games for UW (injury):

Wisconsin Offense This Season

	With Wahl	Without Wahl
Record	13-5	0-3
Wisconsin PPG	65.9	59.7
Wisconsin FG%	.420	.406
Wisconsin 3FG%	.373	.289
Wisconsin FTAs/Game	14.7	10.3
Rebound Margin	-4.0	-9.0

Wisconsin Defense This Season

	With Wahl	Without Wahl
Record	13-5	0-3
Opponent PPG	61.9	70.3
Opponent FG%	.430	.484
Opponent 3FG%	.317	.450
Opponent Turnovers	12.6	10.3

- Facing #3 Kansas, Wahl posted his 2nd double-double of the season (6th career), matching his career-high scoring 23 points, while also posting 10 rebounds, 3 steals and 2 assists.

- Named to the Battle 4 Atlantis All-Tournament Team, Wahl averaged 13.3 pts, 7.3 reb, 1.7 ast and 1.3 stl per game over the 3-game tourney.

- The improvement of Wahl over his four years at Wisconsin has been notable and impressive:

Tyler Wahl Year-by-Year Improvement

Year	PPG	RPG	FG%	FT%
2019	2.6	2.6	.430	.389
2020	5.2	4.3	.436	.567
2021	11.4	5.9	.516	.700
2022	12.2	5.8	.410	.615

125 YEARS OF BADGER BALL

This year marks the 125th season of Wisconsin men's basketball and all season long UW will be celebrating the history of one of the Big Ten's most successful programs:

- Wisconsin made its 26th appearance in the NCAA tournament last season. In fact, UW is 1 of 5 schools to participate in 22 of the last 23 NCAA tourneys, joining Duke, Gonzaga, Kansas and Michigan State.
- Wisconsin clinched a share of the 2022 Big Ten championship, marking UW's 2nd league title in 3 seasons and the 20th in school history.
- The Badgers (20 titles) trail only Purdue (24) and Indiana (22) for most conference titles.
- Wisconsin has won 6 Big Ten regular season titles since 2002 (02-03-08-15-20-22), matching MSU (6) for most titles during that span.

Most Big Ten Regular Season Championships

School	B1G Titles	Since 2002	Last
1. Purdue	24	3	2019
2. Indiana	22	3	2016
3. Wisconsin	20	6	2022
Ohio State	20	5	2012
5. Illinois	18	4	2022

- Since 2001-02 when Bo Ryan and Greg Gard arrived in Madison, UW has the most Big Ten wins and best win pct. at 259-121 (.682).

Big Ten Win Pct, Since 2001-02 (thru games Jan. 14)

Team	W-L	Pct.
1. Wisconsin	259-121	.682
2. Michigan State	254-126	.668
3. Ohio State	233-145	.616
4. Purdue	224-155	.591
5. Maryland	91-64	.587

- Wisconsin has won 12+ B1G games in 11 of last 13 seasons, the most of any Big Ten team.
- UW has also posted double-digit B1G wins in 19 of the last 21 years, the only team to do so.

125 HONORARY CAPTAIN: STIEMSMA

As part of the 125th season celebration, UW welcomes back **Greg Stiemsma** (2004-08) as honorary captain for Saturday's game.

- A native of Randolph, Wisconsin, Stiemsma played in 95 games for the Badgers. He led UW in blocks his junior and senior year.
- As a senior, he had four double-digit scoring performances, including a career high 14 points in the NCAA tournament vs. Kansas State.
- In 2011, he earned a bronze medal with Team USA at the Pan American Games where he led the tournament in FG% and ranked 2nd in the tournament with 11 blocks.
- Stiemsma spent 4 seasons in the NBA with the Celtics (2011-12), Timberwolves (2012-13), Pelicans (2013-14) and Raptors (2014-15).
- After playing his final NBA games, Stiemsma transitioned to the front office where he's now a Video Assistant with the San Antonio Spurs.

VIVE LA FRANCE!

Earlier this summer, the Badgers came together and experienced a 10-day, four-game foreign trip to France. As part of the tour, the team spent time in Paris, Lyon and Nice.

- The trip featured sight-seeing opportunities to experience local culture. Among other things, the itinerary included ascending the Eiffel Tower, a full-day trip to Normandy, exploring Old Town Lyon, visiting the medieval village of Perouges, a guided tour of Monte Carlo and beach time on the French Riviera.
- College basketball teams are allowed to travel internationally during the summer once every four years, and for Wisconsin the 2022 trip marked UW's first since touring Australia and New Zealand in 2017.
- The Big Ten Network followed along throughout the trip, documenting the experience for "The B1G Trip: Wisconsin Basketball in France," a three-episode docuseries.

WINNING AT WISCONSIN

With a record of 24-7 last season, the Badgers reached the 20-win milestone yet again. Since 2003, Wisconsin has won at least 20 games in 17 of 20 seasons, including a school-record 36 wins in 2014-15.

Greg Gard has four 20-win seasons on his ledger with a high of 27 wins in 2016-17, a mark that ranks 5th in UW history.

Wisconsin Record Book, Single-Season Wins

1. 36	2014-15	10. 24	2021-22
2. 31	2007-08	24	2002-03
3. 30	2006-07	24	2009-10
30	2013-14	13. 23	2012-12
5. 27	2016-17	23	2018-19
6. 26	2011-12	15. 22	2015-16
7. 25	2004-05	22	1998-99
8. 25	2010-11	22	1999-00
25	2003-04	18. 21	2019-20

BADGERS = B1G ATTENDANCE

- Last season, the Badgers played in front of an average of 16,453 fans at their home games. That led the Big Ten and ranked 7th nationally.
- Excluding the 2020-21 season in which fans were allowed, Wisconsin has led the Big Ten in attendance in each of the last 5 seasons and 15 of the last 19 years and has finished among the nation's top 7 each of the last 21 years.

UW Attendance (Kohl Center era: 1998-2022)

Year	Average	B1G Rank	NCAA
1997-98*	13,335	7th	22nd
1998-99	15,770	2nd	10th
1999-00	16,163	3rd	11th
2000-01	16,811	2nd	7th
2001-02	15,528	3rd	6th
2002-03	16,930	1st	6th
2003-04	17,142	1st	6th
2004-05	17,142	1st	5th
2005-06	17,142	1st	7th
2006-07	17,190	2nd	7th
2007-08	17,190	1st	7th
2008-09	17,230	1st	6th
2009-10	17,230	1st	6th
2010-11	17,230	1st	7th
2011-12	17,181	1st	5th
2012-13	16,843	2nd	7th
2013-14	17,104	2nd	7th
2014-15	17,279	1st	5th
2015-16	17,287	2nd	6th
2016-17	17,287	1st	6th
2017-18	17,272	1st	5th
2018-19	17,170	1st	5th
2019-20	16,912	1st	6th
2020-21^	--	--	--
2021-22	16,453	1st	7th

* Wisconsin played 8 of its 15 home games at the UW Field House (capacity 11,500)

^ Wisconsin did not allow spectators due to the COVID-19 pandemic



THE GARD FILE

■ Career Record (8th Season): 157-86 (.646)

- Record at Wisconsin (8th Season): 157-86 (.646)
- Big Ten Record (8th Season): 89-56 (.614)
- NCAA Tournament Appearances/Record: 5 / 6-5 (.545)
- Hometown: Cobb, Wis.
- Alma Mater: UW-Platteville, 1995 (Physical & Health Ed)
Master's Degree: UW-Platteville, 2007 (Counselor Ed)
- Family: Wife Michelle; Children Mackenzie, Isaac, Peyton

COACHING EXPERIENCE

Position	School	Years
Assistant Coach	Southwestern (Wis.) HS	1990-93
Assistant Coach	Platteville (Wis.) HS	1993-94
Assistant Coach	UW-Platteville	1993-99
Assistant Coach	UW-Milwaukee	1999-01
Assoc. Head Coach	Wisconsin	2001-15
Head Coach	Wisconsin	2015-Present

CAREER HIGHLIGHTS

Date	Highlight
Dec. 15, 2015	Assumed role of interim head coach upon the retirement of Bo Ryan
Dec. 23, 2015	First career win, 84-79, vs. Green Bay
Jan. 2, 2016	First Big Ten win, 79-57, vs. Rutgers
Jan. 17, 2016	First ranked win, 77-76, vs. #4 MSU
Feb. 13, 2016	First road win over ranked team, 70-57, at #2 Maryland
March 7, 2016	Officially named Wisconsin head coach
March 18, 2016	First NCAA tournament win, 47-43, against 10th-seeded Pittsburgh
April 4, 2016	Jim Phelan National Coach of the Year
March 18, 2017	UW knocks off No. 1 overall seeded Villanova in NCAA tourney second round
Feb. 15, 2018	UW tallied sixth top-10 win in three seasons under Gard (#6 Purdue, 57-53)
Jan. 19, 2019	UW earned fourth win vs. top-5 team under Gard (#2 Michigan, 64-54)
Jan. 3, 2020	UW won at #5 Ohio State, 61-47
March 7, 2020	Led UW to Big Ten title (60-56 W at IND)
March 9, 2020	Named 2020 Big Ten Coach of the Year
Dec. 25, 2020	UW wins at MSU first time since 2004
Nov. 24, 2021	UW wins first Maui Invitational tournament title in school history
Jan. 3, 2022	UW wins at #3 Purdue, 74-69
March 1, 2022	Led UW to Big Ten title with 70-67 home win over #8 Purdue
March 8, 2022	Named 2022 Big Ten Coach of the Year

HEAD COACH GREG GARD

■ 2-TIME BIG TEN COACH OF THE YEAR

A coaching veteran of more than 30 years, Greg Gard enters his eighth season leading the Wisconsin in 2022-23 and has proven himself to be one of the best head coaches in the Big Ten. A 2022 finalist for Naismith National Coach of the Year, Gard has guided the Badgers to the Big Ten regular season championship in two of the last three seasons, twice earning Big Ten Coach of the Year honors.

Wisconsin's incredible postseason presence hasn't wavered on Gard's watch, leading UW to 5 of 6 NCAA tournaments during his tenure. As 2020 Big Ten champs, UW also would have also participated in that year's canceled tournament.

In his first seven seasons as head coach, Gard built a record of 144-78, owning the fourth-highest win total in school history. He has also guided UW to a conference record of 84-50 and his .627 conference win percentage is tied for sixth best among Big Ten coaches the last 40 years.

Gard is coming off of arguably his most impressive coaching job in 2021-22. Picked to finish preseason 10th in the Big Ten, UW went 25-8 overall and 15-5 in league play, claiming a share of the Big Ten regular season title for the second time in the past three seasons. Gard was named Big Ten Coach of the Year for the second time in his career. Sophomore guard Johnny Davis garnered consensus first-team All-America honors and won Lute Olson National Player of the Year, the Jerry West Award and Big Ten Player of the Year.

Gard's leadership during the 2019-20 season is among his best. After opening 5-5 in the Big Ten, Wisconsin won nine of its last 10 games, including its final eight games of the season to win a share of the 2020 conference championship and claim the No. 1 seed for the later canceled Big Ten tournament.

In his inaugural season as head coach, Gard led the Badgers to the 2016 NCAA Tournament Sweet 16, becoming just the second-ever first-year coach to win the Jim Phelan National Coach of the Year award. He followed that up by leading UW to the fifth-highest single-season win total in school history (27-10) and making a second-consecutive visit to the Sweet 16.

Gard's Badgers would follow that up with another 12-6 conference campaign in 2017, finishing second in the Big Ten. UW capped off its 27-win season by knocking off the nation's No. 1 team Villanova, 65-62, to advance to the Sweet 16.

During his tenure as head coach, Gard has helped a trio of players reach first-team All-Big Ten status: Nigel Hayes in 2016, third-team All-American Ethan Happ in both 2017, 2018 and 2019, plus Johnny Davis in 2022.

Long considered one of the top assistant coaches in the game, Gard served as an assistant at Wisconsin for 14-plus seasons. During that time he helped guide the Badgers to back-to-back Final Fours in 2014 and 2015, and in 2015 UW reached its first national championship game since 1941.

Prior to coming to Wisconsin in 2001, Gard spent two seasons as Ryan's assistant at UW-Milwaukee (2000-01) and six seasons as an assistant to Ryan at UW-Platteville (1993-99). During Gard's years on the Pioneer staff, UW-Platteville went 161-13 (.925) and won three NCAA Division III national championships, five WIAC titles.

In 2016, Gard and his wife, Michelle, partnered with the UW Carbone Cancer Center, to launch Garding Against Cancer. In its first six years, GAC raised more than \$6.5 million dollars for cancer research and patient care within the state of Wisconsin.

Year	School	Record	Pct.	Conf.	Record	Place	Postseason
2015-16	Wisconsin	15-8	.652	Big Ten	12-6	T-3rd	NCAA Sweet 16
2016-17	Wisconsin	27-10	.730	Big Ten	12-6	T-2nd	NCAA Sweet 16
2017-18	Wisconsin	15-18	.455	Big Ten	7-11	9th	--
2018-19	Wisconsin	23-11	.676	Big Ten	14-6	4th	NCAA First Round
2019-20	Wisconsin	21-10	.677	Big Ten	14-6	T-1st	Postseason canceled
2020-21	Wisconsin	18-12	.600	Big Ten	10-10	--	NCAA Second Round
2021-22	Wisconsin	25-8	.758	Big Ten	15-5	T-1st	NCAA Second Round
2022-23	Wisconsin	13-8	.619	Big Ten	5-6	--	--
Totals (8 seasons)		157-86	(.646)		89-56	(.614)	5 NCAA appearances

GARD vs. DIVISION I TEAMS

Team	Home	Away	Neut.	Total
Arkansas-Pine Bluff	1-0	0-0	0-0	1-0
Baylor	0-0	0-0	0-2	0-2
Central Arkansas	1-0	0-0	0-0	1-0
Chicago State	2-0	0-0	0-0	2-0
Colgate	0-0	0-0	1-0	1-0
Coppin State	1-0	0-0	0-0	1-0
Creighton	0-0	0-1	0-0	0-1
Dayton	0-0	0-0	1-0	1-0
Eastern Illinois	2-0	0-0	0-0	2-0
Florida	0-0	0-0	0-1	0-1
Florida A&M	1-0	0-0	0-0	1-0
Georgetown	0-0	0-0	1-0	1-0
Georgia Tech	0-0	1-0	0-0	1-0
Grambling State	1-0	0-0	0-0	1-0
Green Bay	7-0	0-0	0-0	7-0
Houston	0-0	0-0	1-0	1-0
Houston Baptist	1-0	0-0	0-0	1-0
Idaho State	1-0	0-0	0-0	1-0
Illinois	3-3	4-3	0-0	7-6
Illinois State	1-0	0-0	0-0	1-0
Indiana	6-0	3-3	1-0	9-3
Iowa	2-2	3-3	0-1	5-6
Iowa State	0-0	0-0	0-1	0-1
Kansas	0-0	0-0	0-1	0-1
Lehigh	1-0	0-0	0-0	1-0
Louisville	1-0	0-0	0-0	1-0
Loyola	1-0	0-0	0-0	1-0
Marquette	2-1	1-2	0-0	3-3
Maryland	4-2	3-3	1-0	8-5
UMass Lowell	1-0	0-0	0-0	1-0
McNeese State	1-0	0-0	0-0	1-0
Michigan	4-2	1-3	0-1	5-6
Michigan State	2-4	2-4	0-3	4-11
Milwaukee	2-0	0-0	0-0	2-0
Minnesota	6-1	4-1	0-0	10-2
Nebraska	3-2	5-1	1-1	9-4
New Mexico	0-0	0-0	0-1	0-1

Team	Home	Away	Neut.	Total
Nicholls	1-0	0-0	0-0	1-0
North Carolina	0-0	0-0	1-1	1-1
North Carolina State	1-0	0-1	0-0	1-1
Northwestern	3-2	4-2	1-0	7-4
Notre Dame	0-0	0-0	0-1	0-1
Ohio State	4-2	3-2	0-0	7-4
Oklahoma	1-0	0-0	1-0	2-0
Oregon	0-0	0-0	0-1	0-1
Penn State	5-0	4-1	1-0	10-1
Pittsburgh	0-0	0-0	1-0	1-0
Prairie View A&M	1-0	0-0	0-0	1-0
Providence	0-1	0-0	0-0	0-1
Purdue	3-2	1-5	0-0	4-7
Rhode Island	1-0	0-0	0-0	1-0
Rider	1-0	0-0	0-0	1-0
Richmond	0-0	0-0	0-1	0-1
Rutgers	4-1	1-2	1-0	6-3
St. Francis Brooklyn	1-0	0-0	0-0	1-0
Saint Mary's	0-0	0-0	1-1	1-1
Savannah State	1-0	0-0	0-0	1-0
South Carolina State	1-0	0-0	0-0	1-0
South Dakota	1-0	0-0	0-0	1-0
Stanford	0-0	0-0	2-0	2-0
Syracuse	1-0	0-0	0-0	1-0
Temple	0-0	0-1	0-0	0-1
Tennessee	0-0	1-0	1-0	2-0
Texas A&M	0-0	0-0	1-0	1-0
UCLA	0-0	0-0	0-1	0-1
USC	0-0	0-0	1-0	1-0
Villanova	0-0	0-0	1-0	1-0
Virginia	0-0	0-1	0-1	0-2
Virginia Tech	0-0	0-0	1-0	1-0
Wake Forest	0-1	0-0	0-0	0-1
Western Kentucky	1-0	0-1	0-0	1-1
Western Michigan	1-0	0-0	0-0	1-0
Xavier	0-1	1-0	1-0	2-1
Yale	1-0	0-0	0-0	1-0
Total	92-27	44-41	22-19	157-86



QUICK FACTS

- **Opened:** Jan. 17, 1998
- **Original cost:** \$76.4 Million
- **Student Section:** AreaRED
- **Building:** Named for U.S. Sen. Herb Kohl (D-Wisconsin), a 1956 graduate of UW-Madison, who donated \$25 million to the project.
- **Court:** Named for All-Big Ten player Albert "Ab" Nicholas (1950-52) and his wife, Nancy, who pledged \$10 million toward the original project.
- **All-Time record:** 342-64 (.842)
- **Big Ten record:** 173-49 (.779)
- **Record vs. Top-25:** 55-28 (.663)
- **Record under Gard:** 92-27 (.773)

17,071

The third-largest arena in the Big Ten Conference, the Kohl Center seats 17,071 for men's basketball. That includes the second-largest student section in the Big Ten of around 2,300.

25

Wisconsin is enjoying the 25th season of men's basketball at the Kohl Center, which opened in 1998.

6

Wisconsin has won 6 Big Ten regular season championships during the Kohl Center era, winning in 2002, 2003, 2008, 2015, 2020 and 2022.

3

Three retired jerseys hang in the Kohl Center rafters: #8 Ab Nicholas (1950-52), #24 Michael Finley (1992-95) and #44 Frank Kaminsky (2012-15).

THE KOHL CENTER

The 2022-23 season marks the 25th year of Wisconsin men's basketball at the Kohl Center, which officially opened on Jan. 17, 1998. The Kohl Center was completed for a cost of \$76.4 million and has turned into one of the greatest home court advantages in all of college basketball.

- Wisconsin is 342-64 (.842) all-time at the Kohl Center, owning the 10th-best win percentage of any active NCAA Div. I venue.
- The Badgers have gone 173-49 (.779) against the Big Ten in the Kohl Center.
- Excluding the 2020-21 season in which fans were not allowed to attend, Wisconsin has led the Big Ten in attendance in each of the last 5 seasons and 15 of the last 19 years. UW has finished among the nation's top 7 in attendance each of the last 21 years.
- In addition to UW athletics, the Kohl Center has played host to several other big performers like: Elton John and Billy Joel, The Eagles, Tom Petty, Shania Twain, John Mellencamp, Cher, the Dave Matthews Band and the Dalai Lama.

NCAA'S TOUGHEST VENUES

Since the Kohl Center opened in 1998, Wisconsin has been nearly unbeatable on its home floor. In fact, among active venues, Wisconsin owns one of the nation's top 10 home records.

Team	Record	Pct.
1. Gonzaga (McCarthy Center)	260-16	.942
2. Kentucky (Rupp Arena)	644-78	.892
3. Kansas (Allen Fieldhouse)	840-117	.878
4. Belmont (Curb Events Center)	229-32	.877
5. Michigan State (Breslin Center)	454-70	.866
6. UCLA (Pauley Pavilion)	787-125	.863
7. Murray State (CFSB Center)	309-50	.861
8. Oregon (Matthew Knight Arena)	187-31	.858
9. Xavier (Cintas Center)	308-54	.851
10. Wisconsin (Kohl Center)	342-63	.844

(games through Jan. 25, 2023)

BIG KOHL CENTER WINS

Most memorable home wins since opening in 1998:

Jan. 17, 1998 - UW 56, Northwestern 33

First-ever game in the Kohl Center

Dec. 1, 2001 - UW 70, UW-Green Bay 57

Bo Ryan's first victory at the Kohl Center

Dec. 22, 2001 - UW 86, #14 MU 63

Kirk Penney scores 33 points in UW's first win over a ranked team under Bo Ryan

Jan. 5, 2002 - UW 72, #7 Illinois 66

Ryan's first win over a top-10 team at UW

Feb. 27, 2002 - UW 74, Michigan 54

UW clinches share of first Big Ten title since '47

Dec. 7, 2002 - UW 91, UNLV 74

UW begins school-record 38-game home win streak - Alando Tucker 24 points, 18 rebounds

March 5, 2003 - UW 60, #14 Illinois 59

Devin Harris makes 1-of-2 FTs with 0.4 seconds left to clinch outright Big Ten title

Dec. 23, 2004 - UW 85, UNC Green. 53

UW wins school-record 34th-straight home game

Jan. 16, 2005 - UW 62, #15 Mich. St. 59

Wisconsin overcomes 8-point deficit with 1:58 remaining to win its 38th-straight home game

March 1, 2005 - UW 62, Indiana 60

Alando Tucker scores putback as time expires

Feb. 15, 2006 - UW 78, #12 Ohio St. 73

UW overcomes a nine-point halftime deficit to beat No. 12 Ohio State

Dec. 16, 2006 - UW 89, #2 Pitt 75

Alando Tucker and Brian Butch combine for 59 pts

Jan. 9, 2007 - UW 72, #5 Ohio St. 69

Badgers win the first matchup in school history of top-five teams

March 3, 2007 - UW 52, Michigan St. 50

Kammron Taylor wins it on 3FG with 3.9 seconds left

Dec. 2, 2009 - UW 73, #6 Duke 69

Trevon Hughes scores 26 as UW's win clinches Big Ten's first Big Ten/ACC title

Jan. 9, 2010 - UW 73, #4 Purdue 66

Jordan Taylor (23) and Jason Bohannon (20) help end Purdue's undefeated season

Feb. 2, 2010 - UW 67, #5 Michigan State 49

Badgers end MSU's 9-0 Big Ten start

Feb. 12, 2011 - UW 71, #1 Ohio State 67

Stopped OSU's 24-0 start and UW's first win over AP No. 1 since 1962

Feb. 9, 2013 - UW 65, #2 Michigan 62 (OT)

Ben Brust's half-court buzzer-beater sends game to overtime where UW wins

Nov. 19, 2013 - UW 103, North Dakota 85

UW's first 100-point game since '95, Frank Kaminsky scores UW record 43 points

Feb. 9, 2014 - UW 60, #8 Michigan State 58

Treavon Jackson hits game-winning jumper with 2.1 seconds left in Bo Ryan's 150th Big Ten win

March 1, 2015 - #6 UW 68, Michigan State 61

UW claims Big Ten title as Frank Kaminsky scores 31

Dec. 23, 2015 - UW 84, Green Bay 79

Greg Gard's first win as interim head coach

Jan. 17, 2016 - UW 77, #4 Michigan State 76

Gard's first ranked win, Koenig/Hayes total 52 pts

Feb. 15, 2018 - UW 57, #6 Purdue 53

Ethan Happ tallies 21 pts and 12 reb as Badgers raise Frank Kaminsky's No. 44 into rafters

Jan. 19, 2019 - UW 64, #2 Michigan 54

UW knocks off 17-0 Michigan behind 26 points, 10 rebounds and 7 assists from Ethan Happ

Feb. 1, 2020 - UW 64, #14 Michigan State 63

UW wins first game over MSU since 2016

Dec. 19, 2020 - UW 85, #23 Louisville 48

UW's largest-ever win over a top-25 team

March 1, 2022 - #10 UW 70, #8 Purdue 67

Chucky Hepburn's 3FG with 1.5 seconds left clinches Big Ten regular season championship

0 | JAHCOBI NEATH

Senior | Guard | 6-4 | 190
Toronto, Ontario | Crestwood Prep (Wake Forest)



Twitter: N/A | Instagram: @jahcobiii

INDIVIDUAL BENCHMARKS

	SEASON	CAREER
GP/GS	3/0	76/10
10+ POINTS:	--	6
20+ POINTS:	--	0
3+ FGS MADE:	--	12
2+ ASSISTS:	--	28
2+ STEALS:	--	8
20+ MINUTES:	--	23

GET TO KNOW JAHCOBI

Now in his second season with Wisconsin, Jahcobi Neath looks to become a key contributor in the lineup. Hindered by injuries last year, he played in 23 games (1 start) for the Badgers, averaging 9.7 minutes per game off the bench. Neath transferred to Wisconsin from Wake Forest, where he played a total of 30 games (5 starts) over two seasons. He averaged 5.3 points (42.2% FG, 48% 3FG) and 2.2 assists per game his freshman season. As a sophomore at Wake Forest, he played 20 games (4 starts), averaging 3.8 points and 1.7 assists per game. During his prep career, Neath played internationally at the 2019 FIBA U-19 World Cup, representing Canada at the U18 and U19 levels. He played high school basketball at Crestwood Prep in Toronto and led the Lions to the 2019 national championship, averaging 26 points, 7 rebounds and 4 assists per game his senior season.

TOP PERFORMANCES

- **MICHIGAN (2/20/22):** Went 4-4 from the free-throw line and scored 6 points off the bench in a win
- **NICHOLLS (12/15/21):** Made his first start at Wisconsin, finishing with 9 points and a career-high 7 rebounds, plus 2 assists
- **PITTSBURGH (3/10/20):** Played a career-high 34 minutes posting 6 points, 4 rebounds, and 6 assists
- Posted back-to-back 16-point contests against Georgia Tech (2/19/20) and Duke (2/25/20)

SEASON HIGHS

POINTS: 3 vs. South Dakota (11/7/22)
FIELD GOALS: 1 vs. South Dakota (11/7/22)
FG ATTEMPTS: 3 vs. Stanford (11/11/22)
3-POINT FGS: 1 vs. South Dakota (11/7/22)
3-POINT FGAS: 1 (2x) MR vs. Stanford (11/11/22)
FREE THROWS: --
FT ATTEMPTS: --
REBOUNDS: 1 vs. South Dakota (11/7/22)
ASSISTS: 1 vs. Stanford (11/11/22)
BLOCKS: --
STEALS: 1 vs. Stanford (11/11/22)
MINUTES: 15 vs. Stanford (11/11/22)

CAREER HIGHS

POINTS: 16 (2x) MR vs. Duke (2/25/20)*
FIELD GOALS: 5 (2x) MR vs. Longwood (11/27/20)*
FG ATTEMPTS: 10 (2x) MR at BC (2/10/21)*
3-POINT FGS: 2 (2x) MR at NC State (1/27/21)*
3-POINT FGAS: 5 at Virginia Tech (2/27/21)*
FREE THROWS: 9 vs. Duke (2/25/20)*
FT ATTEMPTS: 12 vs. Duke (2/25/20)*
REBOUNDS: 7 vs. Nicholls (12/15/21)
ASSISTS: 6 (3x) MR vs. Del. St (11/25/20)*
BLOCKS: 1 (3x) MR vs. Duke (2/17/21)*
STEALS: 3 vs. Catawba (12/31/20)*
MINUTES: 34 vs. Pittsburgh (3/10/20)

*recorded at Wake Forest

GAME-BY-GAME STATISTICS

#0 NEATH, Jahcobi

Opponent	Date	GS	MIN	Total		3-Pointers		Free throws		Rebounds			PF			A			PTS		
				FG-FGA	PCT	3FG-3FGA	PCT	FT-FTA	PCT	OFF	DEF	TOT	AVG	PF	A	TO	BLK	STL	PTS	AVG	
South Dakota	11/07/2022		08:44	1-1	1.000	1-1	1.000	0-0	.000	0	1	1	1.0	1	0	0	0	0	3	3.0	
vs Stanford	11/11/2022		15:03	0-3	.000	0-1	.000	0-0	.000	0	0	0	0.5	0	1	2	0	1	0	1.5	
Green Bay	11/15/2022		04:38	0-0	.000	0-0	.000	0-0	.000	0	0	0	0.3	1	0	0	0	0	0	1.0	
Totals		0	28:25	1-4	.250	1-2	.500	0-0	.000	0	1	1	0.3	2	1	2	0	1	3	1.0	

CAREER STATISTICS

NEATH, Jahcobi

			Field Goals		3-Point		F-Throws		Rebounds									Scoring		
SEASON	TEAM	GP-GS	MIN/AVG	FG-FGA	FG%	3FG-3FGA	3FG%	FT-FTA	FT%	OFF	DEF	TOT	AVG	PF-FO	A	TO	BLK	STL	PTS	AVG
2021-22	Wisc	23-1	224/9.7	11-43	.256	4-18	.222	11-15	.733	9	25	34	1.5	13-0	8	6	1	4	37	1.6
2022-23	Wisc	3-0	28/9.5	1-4	.250	1-2	.500	0-0	.000	0	1	1	0.3	2-0	1	2	0	1	3	1.0
TOTAL		26-1	252/9.7	12-47	.255	5-20	.250	11-15	.733	9	26	35	1.3	15-0	9	8	1	5	40	1.5

2 | JORDAN DAVIS

Junior | Guard | 6-4 | 200
La Crosse, Wis. | La Crosse Central



Twitter: @jordan_davis_23 | Instagram: @jordan.davis.24

INDIVIDUAL BENCHMARKS		
	SEASON	CAREER
GP/GS	21/18	61/18
5+ POINTS:	12	13
10+ POINTS:	4	4
2+ 3-PTERS MADE:	5	5
LED UW IN PTS:	2	2
LED UW IN 3PT FG:	3	3

GET TO KNOW JORDAN

Jordan Davis looks to establish himself in UW's lineup this season after earning playing time in 27 games last season for the Badgers. He averaged 6.5 minutes per game off the bench last year, including a season-high 7 points in UW's win at Minnesota. A standout athlete at La Crosse Central, Davis helped lead his team to the WIAA Division 2 state tournament each of his three years on the varsity team, capturing the state title in 2017. Davis finished his high school career with 1,101 points, 470 rebounds, 270 assists and 187 steals. Davis averaged 12.3 points, 5.5 rebounds and 3.7 assists per game as a senior, helping the Red Raiders complete a 20-5 season. On the football field, Davis was also an impressive wide receiver for the Red Raiders, posting 358 receiving yards with 5 TDs through three games before suffering a season-ending injury. He hauled in 49 receptions for 873 yards and 10 touchdowns as a junior.

- TOP PERFORMANCES**
- **vs. USC (11/25/22):** Scored 8 points (3-5 FG), plus 3 rebounds and 1 steal playing 25 minutes in win.
 - **GREEN BAY (11/15/22):** Led UW in scoring for the first time in his career, finishing with 11 points and a career-high 3 triples (3-6 3FG), plus 3 reb and 2 stl.
 - **vs. Stanford (11/11/22):** Finished with a career-high 13 points (5-9 FG), 3 rebounds and 1 steal.
 - **SOUTH DAKOTA (11/7/22):** Made first career start, finishing with 6 points and a career-high 6 rebounds
 - **at MINNESOTA (2/23/22):** Played a season-high 20 minutes, finishing with 7 points (3-3 FG, 1-1 3FG), 2 rebounds and 2 assists.

SEASON HIGHS			CAREER HIGHS		
POINTS:	15 at Northwestern (1/23/23)		POINTS:	15 at Northwestern (1/23/23)	
FIELD GOALS:	6 at Northwestern (1/23/23)		FIELD GOALS:	6 at Northwestern (1/23/23)	
FG ATTEMPTS:	11 vs. Marquette (12/3/22)		FG ATTEMPTS:	11 vs. Marquette (12/3/22)	
3-POINT FGS:	4 vs. Lehigh (12/15/22)		3-POINT FGS:	4 vs. Lehigh (12/15/22)	
3-POINT FGAS:	6 (5x) MR at Northwestern (1/23/23)		3-POINT FGAS:	6 (5x) MR at Northwestern (1/23/23)	
FREE THROWS:	2 (2x) MR vs. Green Bay (11/15/22)		FREE THROWS:	2 (2x) MR vs. Green Bay (11/15/22)	
FT ATTEMPTS:	3 vs. Stanford (11/11/22)		FT ATTEMPTS:	3 vs. Stanford (11/11/22)	
REBOUNDS:	8 (2x) MR vs. Minnesota (1/3/23)		REBOUNDS:	8 (2x) MR vs. Minnesota (1/3/23)	
ASSISTS:	2 (2x) MR at Maryland (1/25/23)		ASSISTS:	2 (2x) MR at Maryland (1/25/23)	
BLOCKS:	1 (2x) MR at Northwestern (1/23/23)		BLOCKS:	1 (4x) MR at Northwestern (1/23/23)	
STEALS:	2 vs. Green Bay (11/15/22)		STEALS:	2 vs. Green Bay (11/15/22)	
MINUTES:	37 (2x) MR at Northwestern (1/23/23)		MINUTES:	37 (2x) MR at Northwestern (1/23/23)	

#2 DAVIS, Jordan																			
		Total		3-Pointers		Free throws		Rebounds											
Opponent	Date	GS	MIN	FG-FGA	PCT	3FG-3FGA	PCT	FT-FTA	PCT	OFF	DEF	TOT	AVG	PF	A	TO	BLK	STL	PTS
South Dakota	11/07/2022	*	20:40	3-8	.375	0-2	.000	0-1	.000	1	5	6	6.0	1	0	0	0	0	6
vs Stanford	11/11/2022	*	25:02	5-9	.556	1-3	.333	2-3	.667	3	0	3	4.5	3	0	1	0	1	13
Green Bay	11/15/2022	*	32:59	3-7	.429	3-6	.500	2-2	1.000	1	2	3	4.0	0	1	0	1	2	11
vs Dayton	11/23/2022	*	31:07	1-7	.143	0-4	.000	0-0	.000	2	6	8	5.0	1	1	0	0	1	2
vs Kansas	11/24/2022	*	17:28	0-5	.000	0-3	.000	0-0	.000	0	4	4	4.8	1	1	0	0	0	0
vs Southern California	11/25/2022	*	24:55	3-5	.600	1-3	.333	1-1	1.000	1	2	3	4.5	0	1	0	0	1	8
Wake Forest	11/29/2022	*	14:18	1-2	.500	1-2	.500	0-0	.000	0	1	1	4.0	5	0	0	0	0	3
at Marquette	12/03/2022	*	37:06	3-11	.273	2-6	.333	0-0	.000	2	2	4	4.0	4	1	1	0	1	8
Maryland	12/06/2022	*	22:58	3-5	.600	1-3	.333	1-2	.500	1	5	6	4.2	2	0	0	0	1	8
at Iowa	12/11/2022	*	22:48	2-4	.500	1-3	.333	0-0	.000	0	2	2	4.0	2	0	0	0	0	5
Lehigh	12/15/2022	*	25:19	5-8	.625	4-6	.667	0-0	.000	0	5	5	4.1	0	0	0	1	0	14
Western Mich.	12/30/2022	*	24:15	3-7	.429	2-6	.333	1-2	.500	0	2	2	3.9	1	2	0	0	0	9
Minnesota	01/03/2023	*	27:39	3-5	.600	1-3	.333	0-0	.000	1	7	8	4.2	2	0	1	0	0	7
at Illinois	01/07/2023	*	26:15	2-4	.500	1-3	.333	0-1	.000	0	4	4	4.2	3	0	0	0	0	5
Michigan St.	01/10/2023	*	22:20	0-2	.000	0-1	.000	0-0	.000	1	2	3	4.1	2	0	0	0	1	0
at Indiana	01/14/2023	*	13:50	0-2	.000	0-2	.000	0-0	.000	0	0	0	3.9	1	1	1	0	0	0
Penn St.	01/17/2023	*	29:15	2-7	.286	0-3	.000	0-0	.000	1	5	6	4.0	1	1	0	0	0	4
at Northwestern	01/23/2023	*	37:35	6-10	.600	3-6	.500	0-0	.000	3	3	6	4.1	5	1	0	1	1	15
at Maryland	01/25/2023	*	29:55	1-5	.200	1-4	.250	0-0	.000	1	3	4	4.1	2	2	0	0	0	3
Illinois	01/28/2023	*	21:39	0-4	.000	0-2	.000	0-0	.000	0	2	2	4.0	0	0	2	0	0	0
at Ohio St.	02/02/2023	*	06:19	0-1	.000	0-1	.000	0-0	.000	0	0	0	3.8	2	0	0	0	1	0
Totals			18	513:42	46-118	.390	22-72	.306	7-12	.583	18	62	80	3.8	38	12	6	3	10
																			121
																			5.8

DAVIS, Jordan																			
		Field Goals		3-Point		F-Throws		Rebounds											
SEASON	TEAM	GP-GS	MIN/AVG	FG-FGA	FG%	3FG-3FGA	3FG%	FT-FTA	FT%	OFF	DEF	TOT	AVG	PF-FO	A	TO	BLK	STL	PTS
2020-21	Wisc	13-0	20/1.6	3-6	.500	2-5	.400	0-0	.000	0	1	1	0.1	0-0	0	1	0	0	8
2021-22	Wisc	27-0	175/6.5	13-40	.325	8-28	.286	1-3	.333	9	15	24	0.9	19-0	4	6	3	4	35
2022-23	Wisc	21-18	514/24.5	46-118	.390	22-72	.306	7-12	.583	18	62	80	3.8	38-2	12	6	3	10	121
TOTAL		61-18	710/11.6	62-164	.378	32-105	.305	8-15	.533	27	78	105	1.7	57-2	16	13	6	14	164
																			2.7

3

CONNOR ESSEGIAN

Freshman | Guard | 6-4 | 185
Fort Wayne, Ind. | Central Noble



Twitter: @CEssegian | Instagram: @connoressegian

INDIVIDUAL BENCHMARKS

	SEASON	CAREER
GP/GS:	21/5	21/5
5+ POINTS:	19	19
10+ POINTS:	14	14
2+ 3-PTERS MADE:	17	17
LED TEAM IN 3FGS:	10	10

GET TO KNOW CONNOR

True freshman guard Connor Essegian (pronounced "eh-SEE-gin") begins his first season with the Badgers after finishing his high school career as one of the most prolific prep scorers in Indiana basketball history. The 6-foot-4 guard from Fort Wayne, Indiana scored 2,526 career points for Central Noble High School, which ranked No. 10 on the all-time scoring list in the state of Indiana. Finishing as Central Noble's all-time leading scorer, he broke a record that stood for 44 years. His senior season, Essegian averaged over 26 points per game, converting 43 percent from 3-point range and 68 percent overall from the floor. He led Central Noble to the Class 2A state basketball championship game his senior season. As a sophomore, Essegian led Central Noble to its first NECC Tournament title in 50 years and the best season in program history at 22-5 overall. He scored 648 points that sophomore season, which went down as the highest single-season scoring total in Noble county history.

TOP PERFORMANCES

- **vs. #3 Kansas (11/24/22):** Played a career-high 31 minutes off the bench, sparking the Badgers with 17 points (6-12 FG), plus 5 rebounds.
- **vs. USC (11/25/22):** Hit a career-high 4 triples, finishing with 12 points (4-6 3FG) and 4 rebounds.
- **vs. Dayton (11/23/22):** Scored a team-high 13 points (3-6 FG, 2-4 3FG) in 19 minutes off the bench.

SEASON HIGHS

POINTS: 19 at Maryland (1/25/23)
FIELD GOALS: 6 (2x) MR at Maryland (1/25/23)
FG ATTEMPTS: 13 at Indiana (1/14/23)
3-POINT FGS: 4 (2x) MR at Maryland (1/25/23)
3-POINT FGAS: 8 at Northwestern (1/23/23)
FREE THROWS: 5 (2x) MR at Ohio State (2/2/23)
FT ATTEMPTS: 6 at Ohio State (2/2/23)
REBOUNDS: 11 at Indiana (1/14/23)
ASSISTS: 3 (2x) MR vs. Maryland (12/6/22)
BLOCKS: 1 (2x) MR vs. Maryland (12/6/22)
STEALS: 2 vs. Minnesota (1/3/23)
MINUTES: 35 (3x) MR at Ohio State (2/2/23)

CAREER HIGHS

POINTS: 19 at Maryland (1/25/23)
FIELD GOALS: 6 (2x) MR at Maryland (1/25/23)
FG ATTEMPTS: 13 at Indiana (1/14/23)
3-POINT FGS: 4 (2x) MR at Maryland (1/25/23)
3-POINT FGAS: 8 at Northwestern (1/23/23)
FREE THROWS: 5 (2x) MR at Ohio State (2/2/23)
FT ATTEMPTS: 6 at Ohio State (2/2/23)
REBOUNDS: 11 at Indiana (1/14/23)
ASSISTS: 3 (2x) MR vs. Maryland (12/6/22)
BLOCKS: 1 (2x) MR vs. Maryland (12/6/22)
STEALS: 2 vs. Minnesota (1/3/23)
MINUTES: 35 (3x) MR at Ohio State (2/2/23)

GAME-BY-GAME STATISTICS

#3 ESSEGIAN, Connor

Opponent	Date	GS	MIN	Total		3-Pointers		Free throws		Rebounds		PF	A	TO	BLK	STL	PTS	AVG		
				FG-FGA	PCT	3FG-3FGA	PCT	FT-FTA	PCT	OFF	DEF								TOT	AVG
South Dakota	11/07/2022		14:23	2-3	.667	2-3	.667	0-0	.000	0	1	1	1.0	2	1	1	0	6	6.0	
vs Stanford	11/11/2022		23:01	3-9	.333	2-4	.500	0-0	.000	0	2	2	1.5	1	0	0	0	8	7.0	
Green Bay	11/15/2022		07:29	0-1	.000	0-0	.000	2-2	1.000	0	1	1	1.3	0	0	2	0	2	5.3	
vs Dayton	11/23/2022		19:23	3-6	.500	2-4	.500	5-5	1.000	0	2	2	1.5	1	0	1	0	13	7.3	
vs Kansas	11/24/2022		31:05	6-12	.500	3-7	.429	2-2	1.000	1	4	5	2.2	2	1	1	0	17	9.2	
vs Southern California	11/25/2022		25:27	4-8	.500	4-6	.667	0-0	.000	0	4	4	2.5	1	0	1	0	12	9.7	
Wake Forest	11/29/2022		22:60	3-7	.429	2-5	.400	4-4	1.000	2	2	4	2.7	2	2	3	0	0	12	10.0
at Marquette	12/03/2022		22:50	5-10	.500	2-5	.400	0-0	.000	1	2	3	2.8	4	3	1	0	1	12	10.3
Maryland	12/06/2022		22:06	2-7	.286	2-5	.400	2-2	1.000	0	1	1	2.6	0	3	0	0	1	8	10.0
at Iowa	12/11/2022		32:15	5-11	.455	2-6	.333	2-2	1.000	0	6	6	2.9	0	1	3	0	1	14	10.4
Lehigh	12/15/2022		20:08	5-10	.500	3-7	.429	0-0	.000	2	4	6	3.2	1	0	1	0	1	13	10.6
Western Mich.	12/30/2022		23:07	2-6	.333	2-6	.333	2-2	1.000	0	2	2	3.1	2	1	0	0	8	10.4	
Minnesota	01/03/2023		19:42	3-7	.429	1-3	.333	4-5	.800	0	4	4	3.2	1	0	1	0	2	11	10.5
at Illinois	01/07/2023		22:39	2-5	.400	1-3	.333	0-0	.000	0	0	0	2.9	3	0	2	0	5	10.1	
Michigan St.	01/10/2023		27:40	5-7	.714	3-4	.750	0-0	.000	1	0	1	2.8	0	0	0	0	1	13	10.3
at Indiana	01/14/2023		33:18	4-13	.308	3-7	.429	3-4	.750	2	9	11	3.3	1	1	1	0	0	14	10.5
Penn St.	01/17/2023	*	33:20	4-7	.571	2-4	.500	0-0	.000	0	3	3	3.3	3	0	0	0	1	10	10.5
at Northwestern	01/23/2023	*	34:53	3-11	.273	2-8	.250	2-2	1.000	0	4	4	3.3	1	2	1	0	0	10	10.4
at Maryland	01/25/2023	*	34:57	6-12	.500	4-6	.667	3-4	.750	1	3	4	3.4	2	0	2	0	0	19	10.9
Illinois	01/28/2023	*	26:34	0-5	.000	0-4	.000	3-4	.750	0	0	0	3.2	2	1	2	0	0	3	10.5
at Ohio St.	02/02/2023	*	35:26	5-10	.500	2-5	.400	5-6	.833	1	6	7	3.4	2	1	1	0	1	17	10.8
Totals			5 532:40	72-167	.431	44-102	.431	39-44	.886	11	60	71	3.4	31	17	24	0	13	227	10.8

CAREER STATISTICS

ESSEGIAN, Connor

				Field Goals		3-Point		F-Throws		Rebounds								Scoring	
SEASON TEAM	GP-GS	MIN/AVG	FG-FGA	FG%	3FG-3FGA	3FG%	FT-FTA	FT%	OFF	DEF	TOT	AVG	PF-FO	A	TO	BLK	STL	PTS	AVG
2022-23 Wisc	21-5	533/25.4	72-167	.431	44-102	.431	39-44	.886	11	60	71	3.4	31-0	17	24	0	13	227	10.8
TOTAL	21-5	533/25.4	72-167	.431	44-102	.431	39-44	.886	11	60	71	3.4	31-0	17	24	0	13	227	10.8

4 | KAMARI McGEE

Sophomore | Guard | 6-0 | 180
Racine, Wis. | Racine St. Catherine's (Green Bay)



Twitter: @KamariMcGee | Instagram: @killa_._kam

INDIVIDUAL BENCHMARKS

	SEASON	CAREER
GP/GS:	17/0	47/22
10+ POINTS:	--	16
20+ POINTS:	--	5
5+ REBOUNDS:	--	5
3+ ASSISTS:	--	9
2+ STEALS:	--	8
LED TEAM IN PTS:	--	11
LED TEAM IN AST:	--	12

GET TO KNOW KAMARI

A sophomore from Racine, Wisconsin, Kamari McGee returns home to play for the Badgers after transferring from Green Bay. The point guard was named to the 2021-22 Horizon League All-Freshman Team last season, playing in 30 games (20 starts) for the Phoenix as the team’s leading scorer with 11.6 points per game. McGee posted four 20-plus point performances in his freshman season at Green Bay, including a career-high 24 points against Wright State. A standout prep athlete at Racine St. Catherine’s, McGee helped lead the Angels to a 29-1 record his senior season and capture the 2020 WIAA Division 3 state championship. He averaged 17 points, seven rebounds and four assists per game as a senior.

TOP CAREER PERFORMANCES

- at Marquette (12/03/22): Scored his first points as a Badger, finishing with 5 pts off the bench in a win.
- WRIGHT STATE (2/9/22): Finished with a career-high 24 points, 5 rebounds and 5 steals.

SEASON HIGHS

POINTS: 5 vs. Marquette (12/3/22)
FIELD GOALS: 2 vs. Marquette (12/3/22)
FG ATTEMPTS: 4 at Maryland (1/25/23)
3-POINT FGS: 1 (2x) MR at Northwestern (1/23/23)
3-POINT FGAS: 2 vs. Marquette (12/3/22)
FREE THROWS: 1 vs. Western Michigan (12/30/22)
FT ATTEMPTS: 2 vs. Western Michigan (12/30/22)
REBOUNDS: 2 (2x) MR vs. Marquette (12/3/22)
ASSISTS: 2 (2x) MR vs. Lehigh (12/15/22)
BLOCKS: --
STEALS: 1 (4x) MR at Maryland (1/25/23)
MINUTES: 12 vs. Lehigh (12/15/22)

CAREER HIGHS

POINTS: 24 vs. Wright State (2/9/22)*
FIELD GOALS: 9 (2x) MR vs. Wright State (2/9/22)*
FG ATTEMPTS: 19 vs. UIC (1/15/22)*
3-POINT FGS: 2 (9x) MR vs. Detroit (3/1/22)*
3-POINT FGAS: 8 at Milwaukee (2/13/22)*
FREE THROWS: 8 vs. Milwaukee (1/5/22)*
FT ATTEMPTS: 8 vs. Milwaukee (1/5/22)*
REBOUNDS: 9 (2x) MR vs. Detroit (3/1/22)*
ASSISTS: 4 (2x) MR vs. Cleveland St (2/20/22)*
BLOCKS: 1 (2x) MR vs. Pur-Ft Wayne (2/18/22)*
STEALS: 4 at IUPUI (2/26/22)*
MINUTES: 40 vs. UIC (1/15/22)*

*recorded at Green Bay

GAME-BY-GAME STATISTICS

#4 MCGEE, Kamari

Opponent	Date	GS	MIN	Total		3-Pointers		Free throws		Rebounds		PF	A	TO	BLK	STL	PTS	AVG		
				FG-FGA	PCT	3FG-3FGA	PCT	FT-FTA	PCT	OFF	DEF								TOT	AVG
South Dakota	11/07/2022		08:02	0-1	.000	0-1	.000	0-0	.000	0	2	2	2.0	2	2	1	0	0.0		
vs Stanford	11/11/2022		01:37	0-0	.000	0-0	.000	0-0	.000	0	0	0	1.0	1	0	0	0	0.0		
Green Bay	11/15/2022		05:30	0-0	.000	0-0	.000	0-0	.000	0	0	0	0.7	1	1	1	0	0.0		
vs Kansas	11/24/2022		04:44	0-0	.000	0-0	.000	0-0	.000	0	1	1	0.8	3	0	0	0	0.0		
at Marquette	12/03/2022		09:55	2-3	.667	1-2	.500	0-0	.000	1	1	2	1.0	0	0	1	0	5.1		
Maryland	12/06/2022		02:31	0-0	.000	0-0	.000	0-0	.000	0	0	0	0.8	0	0	0	0	0.8		
at Iowa	12/11/2022		03:47	0-1	.000	0-1	.000	0-0	.000	0	0	0	0.7	0	0	0	1	0.7		
Lehigh	12/15/2022		11:53	0-1	.000	0-1	.000	0-0	.000	0	1	1	0.8	2	2	1	0	1.0		
Western Mich.	12/30/2022		08:41	0-1	.000	0-1	.000	1-2	.500	0	1	1	0.8	0	1	0	0	1.7		
Minnesota	01/03/2023		03:30	0-0	.000	0-0	.000	0-0	.000	0	0	0	0.7	0	0	0	0	0.6		
at Illinois	01/07/2023		02:29	0-1	.000	0-1	.000	0-0	.000	0	0	0	0.6	1	0	1	0	0.5		
at Indiana	01/14/2023		01:43	1-1	1.000	0-0	.000	0-0	.000	0	0	0	0.6	0	0	0	0	2.7		
Penn St.	01/17/2023		02:45	0-0	.000	0-0	.000	0-0	.000	0	0	0	0.5	0	0	0	0	0.6		
at Northwestern	01/23/2023		06:38	1-1	1.000	1-1	1.000	0-0	.000	0	1	1	0.6	2	0	0	0	3.8		
at Maryland	01/25/2023		08:33	0-4	.000	0-1	.000	0-0	.000	0	0	0	0.5	0	0	0	1	0.7		
Illinois	01/28/2023		01:26	0-0	.000	0-0	.000	0-0	.000	0	0	0	0.5	1	0	0	0	0.7		
at Ohio St.	02/02/2023		04:44	0-0	.000	0-0	.000	0-0	.000	0	0	0	0.5	0	1	0	0	0.6		
Totals			0 88:29	4-14	.286	2-9	.222	1-2	.500	1	7	8	0.5	13	7	5	0	4	11	0.6

CAREER STATISTICS

MCGEE, Kamari

SEASON	TEAM	GP-GS	MIN/AVG	Field Goals		3-Point		F-Throws		Rebounds				Scoring	
				FG-FGA	FG%	3FG-3FGA	3FG%	FT-FTA	FT%	OFF	DEF	TOT	AVG	PF-FO	PTS
2021-22	GB	30-21	873/29.1	132-340	.388	25-91	.275	59-73	.808	16	67	83	2.8	72-1	58
2022-23	Wisc	17-0	88/5.2	4-14	.286	2-9	.222	1-2	.500	1	7	8	0.5	13-0	7
TOTAL FOR Wisc		17-0	88/5.2	4-14	.286	2-9	.222	1-2	.500	1	7	8	0.5	13-0	7
TOTAL		47-21	962/20.5	136-354	.384	27-100	.270	60-75	.800	17	74	91	1.9	85-1	65

5 | TYLER WAHL

Senior | Forward | 6-9 | 225
Lakeville, Minn. | Lakeville North



Twitter: @tjwahl01 | Instagram: @tjwahl01

INDIVIDUAL BENCHMARKS

	SEASON	CAREER
GP/GS:	18/18	112/71
10+ POINTS:	12	36
20+ POINTS:	2	5
5+ REBOUNDS:	12	54
10+ REBOUNDS:	2	9
DOUBLE-DOUBLES:	2	6
2+ BLOCKS:	2	14
LED UW IN PTS:	4	8
LED UW IN REB:	8	24

GET TO KNOW TYLER

Senior forward Tyler Wahl has not only become one of the most valuable players in the Big Ten, but one of the most versatile in the country. Wahl is the most experienced Badger on this season's squad. Skilled both defensively and offensively, Wahl averaged 11.4 points and 5.9 rebounds per game last season, while also leading the team in steals (37) and ranking second in blocks (25). One of Wahl's best performances came in UW's Big Ten title-clinching home win over No. 8 Purdue, during which he posted a team-high 19 points, five steals, two blocks, two rebounds and two assists. As a prep senior at Lakeville North, Wahl averaged 18.0 points, 10.0 rebounds and 6.6 assists per game, leading the Panthers to a 27-5 record, the school's first-ever conference title, and an appearance in the Class AAAA state championship game. He earned back-to-back AP second-team All-State honors as a junior and senior, setting the school record for rebounds (905) and finishing third in Panther history with 1,397 points.

HONORS

- 2022 Battle 4 Atlantis All-Tournament Team
- 2022 All-Big Ten Honorable Mention

TOP SEASON PERFORMANCES

- **vs. #3 Kansas (11/24/22):** Matched a career-high with 23 points, plus 10 reb, 3 stl and 2 ast.
- **SOUTH DAKOTA (11/7/22):** Posted his 5th career double-double with 19 points and 10 rebounds.
- **#8 PURDUE (3/1/22):** Team-high 19 points and career-high 5 steals in conference clinching win
- **RUTGERS (2/12/22):** Led UW with a career-high 23 points (9-14 FG, 1-1 3FG, 4-5 FT), 3 reb, 2 ast, 2 stl
- **#16 OHIO STATE (1/13/22):** Scored 20 points, grabbed 7 rebounds, dished 6 assists, and 3 steals

SEASON HIGHS

POINTS: 23 vs. Kansas (11/24/22)
FIELD GOALS: 9 at Iowa (12/11/22)
FG ATTEMPTS: 19 vs. Kansas (11/24/22)
3-POINT FGS: 1 (7x) MR vs. Illinois (1/28/23)
3-POINT FGAS: 4 at Northwestern (1/23/23)
FREE THROWS: 9 vs. South Dakota (11/7/22)
FT ATTEMPTS: 10 vs. South Dakota (11/7/22)
REBOUNDS: 10 (2x) MR vs. Kansas (11/24/22)
ASSISTS: 4 (2x) MR vs. Lehigh (12/15/22)
BLOCKS: 2 (2x) MR vs. W Michigan (12/30/22)
STEALS: 4 at Iowa (12/6/22)
MINUTES: 40 at Iowa (12/11/22)

CAREER HIGHS

POINTS: 23 (2x) MR vs. Kansas (11/24/22)
FIELD GOALS: 9 (2x) MR at Iowa (12/11/22)
FG ATTEMPTS: 19 vs. Kansas (11/24/22)
3-POINT FGS: 2 (3x) MR vs. Ohio State (1/13/22)
3-POINT FGAS: 5 at Nebraska (2/10/21)
FREE THROWS: 9 vs. South Dakota (11/7/22)
FT ATTEMPTS: 12 vs. Illinois St (12/29/21)
REBOUNDS: 15 vs. Green Bay (12/1/20)
ASSISTS: 6 vs. Ohio State (1/13/22)
BLOCKS: 4 vs. Saint Mary's (11/24/21)
STEALS: 5 (2x) MR vs. Nebraska (3/6/22)
MINUTES: 40 at Iowa (12/11/22)

GAME-BY-GAME STATISTICS

#5 WAHL, Tyler

Opponent	Date	GS	MIN	Total		3-Pointers		Free throws		Rebounds		PF	A	TO	BLK	STL	PTS	AVG		
				FG-FGA	PCT	3FG-3FGA	PCT	FT-FTA	PCT	OFF	DEF								TOT	AVG
South Dakota	11/07/2022	*	26:58	5-11	.455	0-3	.000	9-10	.900	3	7	10	10.0	2	4	3	1	2	19	19.0
vs Stanford	11/11/2022	*	32:48	6-13	.462	1-2	.500	4-8	.500	1	4	5	7.5	2	0	2	0	3	17	18.0
Green Bay	11/15/2022	*	23:49	2-11	.182	0-1	.000	4-4	1.000	2	7	9	8.0	4	0	4	0	0	8	14.7
vs Dayton	11/23/2022	*	24:06	1-8	.125	0-2	.000	1-1	1.000	2	1	3	6.8	4	0	3	0	1	3	11.8
vs Kansas	11/24/2022	*	35:00	8-19	.421	0-1	.000	7-8	.875	3	7	10	7.4	4	2	2	0	3	23	14.0
vs Southern California	11/25/2022	*	35:22	6-12	.500	0-1	.000	2-3	.667	1	8	9	7.7	0	3	2	0	0	14	14.0
Wake Forest	11/29/2022	*	30:55	6-14	.429	0-1	.000	5-5	1.000	1	3	4	7.1	3	2	2	0	0	17	14.4
at Marquette	12/03/2022	*	38:33	6-12	.500	1-3	.333	2-4	.500	0	7	7	7.1	3	1	5	1	2	15	14.5
Maryland	12/06/2022	*	28:48	3-10	.300	0-1	.000	3-7	.429	0	5	5	6.9	5	3	3	2	1	9	13.9
at Iowa	12/11/2022	*	40:05	9-14	.643	1-2	.500	2-5	.400	1	6	7	6.9	4	3	4	0	4	21	14.6
Lehigh	12/15/2022	*	31:50	5-11	.455	1-1	1.000	2-4	.500	2	5	7	6.9	0	4	3	0	2	13	14.5
Western Mich.	12/30/2022	*	25:45	5-10	.500	0-0	.000	0-2	.000	1	4	5	6.8	2	2	2	0	0	10	14.1
Minnesota	01/03/2023	*	08:50	1-5	.200	0-1	.000	0-0	.000	0	2	2	6.4	0	0	0	1	0	2	13.2
Penn St.	01/17/2023	*	32:50	3-10	.300	1-1	1.000	3-6	.500	2	3	5	6.3	3	2	1	1	1	10	12.9
at Northwestern	01/23/2023	*	35:01	4-10	.400	1-4	.250	2-5	.400	1	4	5	6.2	4	3	4	0	0	11	12.8
at Maryland	01/25/2023	*	32:18	6-13	.462	0-0	.000	1-1	1.000	1	3	4	6.1	1	3	1	0	0	13	12.8
Illinois	01/28/2023	*	19:17	4-7	.571	1-2	.500	0-0	.000	0	4	4	5.9	4	1	1	0	0	9	12.6
at Ohio St.	02/02/2023	*	33:58	2-10	.200	0-1	.000	1-5	.200	2	2	4	5.8	2	2	1	0	2	5	12.2
Totals			18 536:13	82-200	.410	7-27	.259	48-78	.615	23	82	105	5.8	47	35	43	8	21	219	12.2

CAREER STATISTICS

WAHL, Tyler

SEASON TEAM	GP-GS	MIN/AVG	Field Goals		3-Point		F-Throws		Rebounds		PF-FO	A	TO	BLK	STL	Scoring				
			FG-FGA	FG%	3FG-3FGA	3FG%	FT-FTA	FT%	OFF	DEF						TOT	AVG	PTS	AVG	
2019-20	Wisc	31-3	478/15.4	34-79	.430	6-28	.214	7-18	.389	34	48	82	2.6	64-0	32	33	5	20	81	2.6
2020-21	Wisc	31-18	762/24.6	58-133	.436	10-36	.278	34-60	.567	33	100	133	4.3	68-1	42	28	21	31	160	5.2
2021-22	Wisc	32-32	973/30.4	145-281	.516	6-37	.162	70-100	.700	52	137	189	5.9	80-1	49	52	25	37	366	11.4
2022-23	Wisc	18-18	536/29.8	82-200	.410	7-27	.259	48-78	.615	23	82	105	5.8	47-1	35	43	8	21	219	12.2
TOTAL		112-71	2749/24.5	319-693	.460	29-128	.227	159-256	.621	142	367	509	4.5	259-3	158	156	59	109	826	7.4

11 | MAX KLESMIT

Junior | Guard | 6-3 | 200
Neenah, Wis. | Neenah



Twitter: @maxkle2 | Instagram: @maxklesmit

INDIVIDUAL BENCHMARKS

	SEASON	CAREER
GP/GS:	19/19	69/52
10+ POINTS:	6	38
20+ POINTS:	--	7
5+ REBOUNDS:	3	15
3+ ASSISTS:	3	13
LED TEAM IN PTS:	--	12
LED TEAM IN 3FGS:	1	17

GET TO KNOW MAX

A junior guard from Neenah, Wisconsin, Max Klesmit returns home to the state of Wisconsin looking to live out a life-long dream of playing for the Badgers. Klesmit spent the last two seasons at Wofford, where he played in 50 games and made 33 starts. The team's second-leading scorer his sophomore season, Klesmit was a third-team All-Southern Conference honoree after he averaged 14.9 points per game and shot 44.6 percent from the floor. A standout prep athlete at Neenah High School, Klesmit was named the Fox Valley Association Player of the Year as a senior, averaging 25.5 points and 7.8 rebounds per game while leading the Rockets to a 23-2 record and a section final.

HONORS

- 2021-22 Third-Team All-Southern Conference
- 2020-21 Southern Conference All-Freshman Team
- 2020-21 Southern Conference Academic Honor Roll

TOP CAREER PERFORMANCES

- vs. #3 Kansas (11/24/22): Played a career-high 43 minutes, finishing with 13 points (4-6 FG, 2-3 3FG).
- SOUTH DAKOTA (11/7/22): Made his Badger debut, finishing with 11 points (2-3 3FG).
- THE CITADEL (1/19/22): Matched career-high with 27 points (10-16 FG, 5-8 3FG), plus 5 rebounds
- at South Carolina (11/23/22): Scored a career-high 27 points (8-10 FG, 5-7 3FG), plus 4 steals

SEASON HIGHS

POINTS: 13 (2x) MR vs. Marquette (12/3/22)
FIELD GOALS: 4 (6x) MR at Ohio State (2/2/23)
FG ATTEMPTS: 10 (2x) MR vs. Illinois (1/28/23)
3-POINT FGS: 3 vs. Illinois (1/28/23)
3-POINT FGAS: 7 at Ohio State (2/2/23)
FREE THROWS: 4 vs. Marquette (12/3/22)
FT ATTEMPTS: 5 vs. Marquette (12/3/22)
REBOUNDS: 8 vs. Illinois (1/28/23)
ASSISTS: 4 vs. Marquette (12/3/22)
BLOCKS: 1 (4x) MR at Illinois (1/7/23)
STEALS: 3 (2x) MR at Indiana (1/14/23)
MINUTES: 43 vs. Kansas (11/24/22)

CAREER HIGHS

POINTS: 27 (2x) MR vs. The Citadel (1/19/22)*
FIELD GOALS: 10 vs. The Citadel (1/19/22)*
FG ATTEMPTS: 16 (3x) MR at Chattanooga (1/26/22)*
3-POINT FGS: 5 (2x) MR vs. The Citadel (1/19/22)*
3-POINT FGAS: 10 (3x) MR vs. ETSU (2/5/22)*
FREE THROWS: 7 (2x) MR at Samford (2/9/22)*
FT ATTEMPTS: 10 at Samford (2/9/22)*
REBOUNDS: 8 vs. Illinois (1/28/23)
ASSISTS: 6 vs. W Carolina (2/12/22)*
BLOCKS: 1 (4x) MR at Illinois (1/7/23)
STEALS: 5 at The Citadel (2/16/22)*
MINUTES: 43 vs. Kansas (11/24/22)

*recorded at Wofford

GAME-BY-GAME STATISTICS

#11 KLESMIT, Max

Opponent	Date	GS	MIN	Total		3-Pointers		Free throws		Rebounds		PF	A	TO	BLK	STL	PTS	AVG			
				FG	F-GA	PCT	3FG	3FGA	PCT	FT	FT-A								PCT	OFF	DEF
South Dakota	11/07/2022	*	30:39	3-6	.500	2-3	.667	3-4	.750	0	4	4	4.0	2	0	2	0	11	11.0		
vs Stanford	11/11/2022	*	16:59	0-1	.000	0-1	.000	0-0	.000	0	3	3	3.5	4	1	0	0	1	5.5		
Green Bay	11/15/2022	*	35:57	2-5	.400	2-4	.500	3-4	.750	1	4	5	4.0	1	1	0	0	2	9	6.7	
vs Dayton	11/23/2022	*	22:14	1-5	.200	1-3	.333	0-0	.000	0	5	5	4.3	2	0	1	1	2	3	5.8	
vs Kansas	11/24/2022	*	43:08	4-6	.667	2-3	.667	3-4	.750	0	1	1	3.6	2	2	0	0	1	13	7.2	
vs Southern California	11/25/2022	*	30:50	0-2	.000	0-1	.000	0-0	.000	0	1	1	3.2	3	2	1	0	0	0	6.0	
Wake Forest	11/29/2022	*	36:07	1-3	.333	0-2	.000	0-0	.000	0	1	1	2.9	2	3	1	0	3	2	5.4	
at Marquette	12/03/2022	*	34:22	4-8	.500	1-3	.333	4-5	.800	0	3	3	2.9	3	4	2	0	2	13	6.4	
Maryland	12/06/2022	*	34:27	2-6	.333	1-3	.333	2-2	1.000	0	3	3	2.9	2	2	1	0	2	7	6.4	
at Iowa	12/11/2022	*	30:20	3-5	.600	1-2	.500	0-0	.000	0	2	2	2.8	3	2	1	0	1	7	6.5	
Lehigh	12/15/2022	*	29:19	3-5	.600	2-3	.667	0-0	.000	0	1	1	2.6	1	3	1	0	1	8	6.6	
Western Mich.	12/30/2022	*	31:12	3-5	.600	1-3	.333	0-0	.000	0	0	0	2.4	0	0	0	0	1	7	6.7	
Minnesota	01/03/2023	*	34:58	2-8	.250	1-4	.250	0-0	.000	0	1	1	2.3	3	3	2	1	3	5	6.5	
at Illinois	01/07/2023	*	33:13	4-9	.444	2-5	.400	1-3	.333	1	3	4	2.4	4	1	0	1	2	11	6.9	
Michigan St.	01/10/2023	*	28:53	2-7	.286	1-5	.200	2-2	1.000	0	2	2	2.4	4	0	1	0	2	7	6.9	
at Indiana	01/14/2023	*	32:53	4-10	.400	1-5	.200	0-3	.000	1	1	2	2.4	2	1	0	0	3	9	7.0	
Penn St.	01/17/2023	*	09:47	1-4	.250	1-3	.333	0-0	.000	0	1	1	2.3	2	0	0	0	0	3	6.8	
Illinois	01/28/2023	*	34:25	4-10	.400	3-6	.500	1-3	.333	2	6	8	2.6	2	2	0	0	2	12	7.1	
at Ohio St.	02/02/2023	*	31:58	4-9	.444	2-7	.286	2-2	1.000	0	1	1	2.5	3	1	1	0	1	12	7.3	
Totals			19	581:42	47-114	.412	24-66	.364	21-32	.656	5	43	48	2.5	45	28	14	3	30	139	7.3

CAREER STATISTICS

KLESMIT, Max

		Field Goals						3-Point		F-Throws		Rebounds				Scoring					
SEASON	TEAM	GP-GS	MIN/AVG	FG-FGA	FG%	3FG-3FGA	3FG%	FT-FTA	FT%	OFF	DEF	TOT	AVG	PF-FO	A	TO	BLK	STL	PTS	AVG	
2020-21	WOF	19-2	429/22.6	54-116	.466	25-67	.373	22-26	.846	9	43	52	2.7	46-1	22	23	0	24	155	8.2	
2021-22	WOF	31-31	986/31.8	156-350	.446	68-200	.340	82-98	.837	13	73	86	2.8	84-2	60	66	3	50	462	14.9	
2022-23	Wisc	19-19	582/30.6	47-114	.412	24-66	.364	21-32	.656	5	43	48	2.5	45-0	28	14	3	30	139	7.3	
TOTAL FOR Wisc		19-19	582/30.6	47-114	.412	24-66	.364	21-32	.656	5	43	48	2.5	45-0	28	14	3	30	139	7.3	
TOTAL		69-52	1997/28.9	257-580	.443	117-333	.351	125-156	.801	27	159	186	2.7	175-3	110	103	6	104	756	11.0	

14 | CARTER GILMORE

Junior | Forward | 6-7 | 225
Hartland, Wis. | Arrowhead



Twitter: @CarterGilmore03 | Instagram: @cartergilmore_

INDIVIDUAL BENCHMARKS

	SEASON	CAREER
GP/GS:	21/3	52/3
5+ POINTS:	7	8
10+ POINTS:	--	--
5+ REBOUNDS:	3	5
2+ BLOCKS:	--	1

GET TO KNOW CARTER

Carter Gilmore is now in his third season with the Badgers. Last year, he played in 22 games for UW and came off the bench averaging 7.8 minutes per contest. He scored a season-high 5 points in UW's opener against St. Francis Brooklyn. A preferred walk-on who has since earned a scholarship, Gilmore was a standout in-state recruit at Arrowhead. Named the Classic Eight Conference Player of the Year, Gilmore led Arrowhead to a program-best record of 23-1 and a regional championship his senior season. Gilmore finished his prep career as Arrowhead's all-time leading scorer (1,565 pts). As a senior, he averaged 26.8 points, 11.3 rebounds and 5.6 assists per game. Carter's father, Brian, was on the coaching staff of Bo Ryan's first Division III national championship team at UW-Platteville in 1991. Carter's mother, Stephanie, was a stand-out player on the UW-Platteville women's team, inducted into the WIAC Hall of Fame in 2018.

TOP CAREER PERFORMANCES

- GREEN BAY (11/15/22): Played a season-high 21 minutes, matching career highs with 5 points and 5 rebounds, plus 1 assist and 1 steal in the win.

SEASON HIGHS

POINTS: 8 at Iowa (12/11/22)
FIELD GOALS: 4 at Iowa (12/11/22)
FG ATTEMPTS: 7 at Iowa (12/11/22)
3-POINT FGS: 1 (5x) MR vs. Illinois (1/28/23)
3-POINT FGAS: 2 (4x) MR vs. Illinois (1/28/23)
FREE THROWS: 2 (2x) MR at Northwestern (1/23/23)
FT ATTEMPTS: 5 vs. Maryland (12/6/22)
REBOUNDS: 7 at Illinois (1/7/23)
ASSISTS: 3 (2x) MR vs. W Michigan (12/30/22)
BLOCKS: 1 (2x) MR vs. Maryland (12/6/22)
STEALS: 2 (2x) MR vs. Kansas (11/24/22)
MINUTES: 33 at Indiana (1/14/23)

CAREER HIGHS

POINTS: 8 at Iowa (12/11/22)
FIELD GOALS: 4 at Iowa (12/11/22)
FG ATTEMPTS: 7 at Iowa (12/11/22)
3-POINT FGS: 1 (5x) MR vs. vs. Illinois (1/28/23)
3-POINT FGAS: 3 at Purdue (1/3/22)
FREE THROWS: 2 (3x) MR at Northwestern (1/23/23)
FT ATTEMPTS: 5 vs. vs. Maryland (12/6/22)
REBOUNDS: 7 at Illinois (1/7/23)
ASSISTS: 3 (2x) MR vs. W Michigan (12/30/22)
BLOCKS: 1 (2x) MR vs. Maryland (12/6/22)
STEALS: 2 (2x) MR vs. Kansas (11/24/22)
MINUTES: 33 at Indiana (1/14/23)

GAME-BY-GAME STATISTICS

#14 GILMORE, Carter

Opponent	Date	GS	MIN	Total		3-Pointers		Free throws		Rebounds		PF	A	TO	BLK	STL	PTS	AVG
				FG-FGA	PCT	3FG-3FGA	PCT	FT-FTA	PCT	OFF	DEF							
South Dakota	11/07/2022		12:12	1-1	1.000	0-0	.000	0-0	.000	2	1	3	3.0	0	1	0	0	2.0
vs Stanford	11/11/2022		12:07	1-4	.250	0-0	.000	0-0	.000	0	1	1	2.0	3	0	0	1	2.0
Green Bay	11/15/2022		20:44	2-4	.500	1-1	1.000	0-0	.000	2	3	5	3.0	4	1	2	0	5.0
vs Dayton	11/23/2022		19:28	0-3	.000	0-1	.000	0-0	.000	1	2	3	3.0	3	0	0	0	2.3
vs Kansas	11/24/2022		14:09	2-3	.667	0-0	.000	0-0	.000	1	1	2	2.8	2	0	0	0	2.6
vs Southern California	11/25/2022		12:19	1-3	.333	0-1	.000	0-0	.000	0	1	1	2.5	1	0	0	0	2.5
Wake Forest	11/29/2022		17:50	0-1	.000	0-1	.000	0-1	.000	0	1	1	2.3	0	2	0	0	2.1
at Marquette	12/03/2022		17:59	0-0	.000	0-0	.000	0-2	.000	1	2	3	2.4	1	3	0	0	1.9
Maryland	12/06/2022		23:27	2-4	.500	1-2	.500	2-5	.400	0	3	3	2.4	3	1	1	0	2.4
at Iowa	12/11/2022		21:22	4-7	.571	0-2	.000	0-0	.000	3	1	4	2.6	3	0	1	0	3.0
Lehigh	12/15/2022		16:21	2-6	.333	0-1	.000	1-2	.500	3	2	5	2.8	0	0	0	0	3.2
Western Mich.	12/30/2022		19:32	1-2	.500	1-1	1.000	0-0	.000	2	0	2	2.8	3	3	0	0	3.2
Minnesota	01/03/2023		29:53	1-3	.333	0-0	.000	0-0	.000	0	0	0	2.5	4	1	0	0	3.1
at Illinois	01/07/2023	*	30:36	2-3	.667	0-0	.000	0-1	.000	3	4	7	2.9	3	1	1	0	4.3
Michigan St.	01/10/2023	*	28:41	2-3	.667	1-1	1.000	0-0	.000	0	1	1	2.7	3	1	0	0	5.3
at Indiana	01/14/2023	*	33:05	2-5	.400	0-2	.000	0-0	.000	0	2	2	2.7	2	1	2	0	4.3
Penn St.	01/17/2023		13:46	0-0	.000	0-0	.000	0-0	.000	1	1	2	2.6	0	0	0	0	3.1
at Northwestern	01/23/2023		09:27	1-1	1.000	0-0	.000	2-2	1.000	2	0	2	2.6	1	1	0	0	3.2
at Maryland	01/25/2023		22:37	3-5	.600	0-1	.000	0-0	.000	0	0	0	2.5	1	1	0	0	3.3
Illinois	01/28/2023		24:20	2-6	.333	1-2	.500	0-0	.000	2	1	3	2.5	3	2	0	0	3.4
at Ohio St.	02/02/2023		17:52	1-1	1.000	0-0	.000	0-1	.000	1	0	1	2.4	2	0	0	0	3.3
Totals			3 417:47	30-65	.462	5-16	.313	5-14	.357	24	27	51	2.4	42	19	7	3	15 70 3.3

CAREER STATISTICS

GILMORE, Carter

		Field Goals		3-Point		F-Throws		Rebounds				Scoring	
SEASON	TEAM	GP-GS	MIN/AVG	FG-FGA	FG%	3FG-3FGA	3FG%	FT-FTA	FT%	OFF	DEF	TOT	AVG
2020-21	Wisc	9-0	16/1.8	1-5	.200	0-4	.000	0-0	.000	0	3	3	0.3
2021-22	Wisc	22-0	172/7.8	7-27	.259	1-13	.077	4-7	.571	6	16	22	1.0
2022-23	Wisc	21-3	418/19.9	30-65	.462	5-16	.313	5-14	.357	24	27	51	2.4
TOTAL		52-3	605/11.6	38-97	.392	6-33	.182	9-21	.429	30	46	76	1.5
										64-0	27	9	7 17 91 1.8

22

STEVEN CROWL

Junior | Forward | 7-0 | 245
Eagan, Minn. | Eastview



Twitter: @steven_crowl | Instagram: @stevencrowl

INDIVIDUAL BENCHMARKS

	SEASON	CAREER
GP/GS:	21/21	66/55
10+ POINTS:	12	15
20+ POINTS:	3	5
5+ REBOUNDS:	17	31
10+ REBOUNDS:	3	4
DOUBLE-DOUBLES:	2	3
LED UW IN PTS:	5	9
LED UW IN REB:	9	14

GET TO KNOW STEVEN

Steven Crowl is coming off a sophomore season jump that saw him go from playing a total of 39 minutes as a freshman to starting all 33 games for Wisconsin in his second year. Last year, the stretch 7-footer averaged 8.8 points and 4.4 rebounds per game, ranking second on the team shooting 49.6 percent from the floor. Highlighting the significance of his offensive contributions, the Badgers were 12-1 in games last season when Crowl scored in double figures. His best performance of the year came back home on the road at Minnesota, as the Eagan native scored a team-high 20 points (7-9 FG), while grabbing 7 rebounds in the win. Crowl had a standout prep career at Eastview High School, finishing as one of the most decorated players in school history as the school's all-time leading scorer (1,747 pts), rebounder (832 reb) and shot blocker (103 blk). As a senior, he averaged 26.7 points and 12 rebounds per game, while also leading his team in assists (4.3 apg).

TOP SEASON PERFORMANCES

- **at Minnesota (2/23/22):** Scored a team-high 20 pts, shooting 7-9 FG, 1-2 3FG, 5-6 FT, plus 7 reb.
- **PENN STATE (2/5/22):** Led UW with 13 points (3-5 3FG), plus a career-high 5 assists and 4 rebounds.
- **ILLINOIS ST (12/29/21):** Team-high 21 pts (7-8 FG, 2-2 3FG), plus 9 reb for a near double-double.
- **MARQUETTE (12/4/21):** Scored 15 points (6-9 FG, 2-3 3FG), while grabbing a team-high 8 rebounds.
- **ST. FRANCIS BKN (11/9/21):** Recorded a near double-double in his first career start, finishing with 11 points, 8 rebounds and 1 block.

SEASON HIGHS

POINTS: 25 vs. Western Michigan (12/30/22)
FIELD GOALS: 9 (4x) MR vs Penn State (1/17/23)
FG ATTEMPTS: 18 at Illinois (1/7/23)
3-POINT FGS: 3 vs. Western Michigan (12/30/22)
3-POINT FGAS: 7 at Illinois (1/7/23)
FREE THROWS: 4 (3x) MR vs. Western Michigan (12/6/22)
FT ATTEMPTS: 6 (2x) MR vs. Maryland (12/6/22)
REBOUNDS: 12 at Illinois (1/7/23)
ASSISTS: 7 (2x) MR at Iowa (12/11/22)
BLOCKS: 3 vs. Stanford (11/11/22)
STEALS: 2 vs. Minnesota (1/3/23)
MINUTES: 35 (2x) MR vs. Marquette (12/3/22)

CAREER HIGHS

POINTS: 25 vs. Western Michigan (12/30/22)
FIELD GOALS: 9 (4x) MR vs Penn State (1/17/23)
FG ATTEMPTS: 18 at Illinois (1/7/23)
3-POINT FGS: 3 (2x) MR vs. Western Michigan (12/30/22)
3-POINT FGAS: 7 at Illinois (1/7/23)
FREE THROWS: 5 (2x) MR at Minnesota (2/23/22)
FT ATTEMPTS: 7 vs. Illinois St (12/29/21)
REBOUNDS: 12 at Illinois (1/7/23)
ASSISTS: 7 (2x) MR at Iowa (12/11/22)
BLOCKS: 3 vs. Stanford (11/11/22)
STEALS: 2 vs. Minnesota (1/3/23)
MINUTES: 35 (2x) MR vs. Marquette (12/3/22)

GAME-BY-GAME STATISTICS

#22 CROWL, Steven

Opponent	Date	GS	MIN	Total		3-Pointers		Free throws		Rebounds			PF	A	TO	BLK	STL	PTS	AVG		
				FG-FGA	PCT	3FG-3FGA	PCT	FT-FTA	PCT	OFF	DEF	TOT									
South Dakota	11/07/2022	*	24:50	4-8	.500	2-4	.500	2-3	.667	0	3	3	3	0	1	2	2	0	12	12.0	
vs Stanford	11/11/2022	*	33:31	2-6	.333	1-4	.250	4-6	.667	2	9	11	7.0	4	2	2	3	0	9	10.5	
Green Bay	11/15/2022	*	28:14	3-6	.500	1-1	1.000	2-3	.667	4	5	9	7.7	0	0	2	1	0	9	10.0	
vs Dayton	11/23/2022	*	32:33	3-11	.273	0-4	.000	3-4	.750	3	4	7	7.5	2	4	2	0	0	9	9.8	
vs Kansas	11/24/2022	*	34:49	2-6	.333	0-2	.000	0-1	.000	0	6	6	7.2	0	3	0	1	0	4	8.6	
vs Southern California	11/25/2022	*	30:14	3-10	.300	1-5	.200	1-3	.333	2	5	7	7.2	0	3	1	1	0	8	8.5	
Wake Forest	11/29/2022	*	29:24	5-9	.556	2-3	.667	3-4	.750	1	6	7	7.1	3	3	2	1	0	15	9.4	
at Marquette	12/03/2022	*	35:20	3-4	.750	0-1	.000	2-2	1.000	2	2	4	6.8	4	7	3	0	0	8	9.3	
Maryland	12/06/2022	*	29:23	4-7	.571	0-3	.000	4-6	.667	0	6	6	6.7	3	3	1	0	1	12	9.6	
at Iowa	12/11/2022	*	27:36	6-11	.545	0-3	.000	0-1	.000	0	6	6	6.6	3	7	2	1	0	12	9.8	
Lehigh	12/15/2022	*	26:49	6-11	.545	1-1	1.000	2-2	1.000	2	3	5	6.5	0	4	2	0	1	15	10.3	
Western Mich.	12/30/2022	*	31:24	9-13	.692	3-5	.600	4-5	.800	3	5	8	6.6	1	2	1	0	0	25	11.5	
Minnesota	01/03/2023	*	30:25	8-13	.615	1-2	.500	0-1	.000	1	4	5	6.5	3	1	3	0	2	17	11.9	
at Illinois	01/07/2023	*	28:35	9-18	.500	1-7	.143	1-2	.500	4	8	12	6.9	3	3	2	1	0	20	12.5	
Michigan St.	01/10/2023	*	34:08	9-17	.529	1-3	.333	0-1	.000	0	3	3	6.6	2	2	1	0	0	19	12.9	
at Indiana	01/14/2023	*	30:05	2-8	.250	0-2	.000	1-4	.250	1	5	6	6.6	2	0	3	0	1	5	12.4	
Penn St.	01/17/2023	*	33:24	9-16	.563	1-3	.333	2-4	.500	1	10	11	6.8	1	2	1	0	0	21	12.9	
at Northwestern	01/23/2023	*	32:31	3-7	.429	0-3	.000	2-4	.500	1	8	9	6.9	2	3	0	0	1	8	12.7	
at Maryland	01/25/2023	*	28:59	4-7	.571	1-3	.333	2-2	1.000	0	2	2	6.7	1	1	3	0	1	11	12.6	
Illinois	01/28/2023	*	28:05	3-7	.429	1-4	.250	0-0	.000	0	7	7	6.7	4	2	2	0	1	7	12.3	
at Ohio St.	02/02/2023	*	34:27	6-10	.600	1-2	.500	1-2	.500	0	9	9	6.8	3	1	2	0	1	14	12.4	
Totals			21	644:46	103-205	.502	18-65	.277	36-60	.600	27	116	143	6.8	42	55	36	11	9	260	12.4

CAREER STATISTICS

CROWL, Steven

SEASON	TEAM	GP-GS	MIN/AVG	Field Goals		3-Point		F-Throws		Rebounds			Scoring							
				FG-FGA	FG%	3FG-3FGA	3FG%	FT-FTA	FT%	OFF	DEF	TOT	AVG	PF-FO	A	TO	BLK	STL	PTS	AVG
2020-21	Wisc	12-0	36/3.0	4-8	.500	0-1	.000	0-0	.000	4	5	9	0.8	9-0	2	3	1	0	8	0.7
2021-22	Wisc	33-33	834/25.3	114-230	.496	26-82	.317	36-45	.800	48	96	144	4.4	84-1	48	31	9	9	290	8.8
2022-23	Wisc	21-21	645/30.7	103-205	.502	18-65	.277	36-60	.600	27	116	143	6.8	42-0	55	36	11	9	260	12.4
TOTAL		66-54	1515/23.0	221-443	.499	44-148	.297	72-105	.686	79	217	296	4.5	135-1	105	70	21	18	558	8.5

23 | CHUCKY HEPBURN

Sophomore | Guard | 6-2 | 205
Omaha, Neb. | Bellevue West



Twitter: @ChuckyHepburn | Instagram: @chucky.hepburn

INDIVIDUAL BENCHMARKS		
	SEASON	CAREER
GP/GS:	21/21	54/54
10+ POINTS:	15	27
20+ POINTS:	2	2
3+ 3FGS:	9	13
3+ ASSISTS:	13	26
2+ STEALS:	10	21
LED UW IN PTS:	6	6
LED UW IN AST:	12	27

GET TO KNOW CHUCKY

Chucky Hepburn immediately stepped in and showed out for Wisconsin as a true freshman, living up to the praise from head coach Greg Gard who touted the point guard for his "vision and a feel to the floor that we've only had with a few guys the 20 years I've been here." The Big Ten All-Freshman Team honoree averaged 7.9 points per game in his debut season, while leading the team in assists and ranked second in steals. The first true freshman to start a season opener at Wisconsin since Devin Harris in 2001, Hepburn's mature game helped him maintain a 1.97 assist-to-turn-over ratio (77 ast, 39 to). Hepburn's heroics lifted the Badgers past No. 8 Purdue on March 1, 2022, as the freshman hit a go-ahead 3-pointer with 1.5 seconds left to finish with a career-high 17 points and help UW clinch a share of the Big Ten regular season championship.

- HONORS
- 2022-23 Preseason All-Big Ten Honoree
 - 2022 Big Ten All-Freshman Team

- TOP SEASON PERFORMANCES
- **WAKE FOREST (11/29/22):** Finished with a career-high 23 points, including a career-best 6 triples.
 - **vs. USC (11/25/22):** Matched a then-career-high 17 points (3-5 3FG), plus 4 assists to lead UW to a win.
 - **PURDUE (3/1/22):** Banked in game winning 3-point shot with 1.2 seconds remaining clinching the B1G regular season title for UW. Scored a then-career-high 17 points on 4-for-6 shooting from 3FG.
 - **at Rutgers (2/26/22):** Led UW with a game-high 5 assists, plus 13 points (2-4 3FG) and 2 steals in a win
 - **MARQUETTE (12/4/21):** Recorded career highs in points (15) and assists (6), plus 3 steals in the win

SEASON HIGHS			CAREER HIGHS		
POINTS:	23 vs. Wake Forest (11/29/22)		POINTS:	23 vs. Wake Forest (11/29/22)	
FIELD GOALS:	8 at Illinois (1/7/23)		FIELD GOALS:	8 at Illinois (1/7/23)	
FG ATTEMPTS:	18 (2x) MR at Illinois (1/7/23)		FG ATTEMPTS:	18 (2x) MR at Illinois (1/7/23)	
3-POINT FGS:	6 vs. Wake Forest (11/29/22)		3-POINT FGS:	6 vs. Wake Forest (11/29/22)	
3-POINT FGAS:	12 vs. Wake Forest (11/29/22)		3-POINT FGAS:	12 vs. Wake Forest (11/29/22)	
FREE THROWS:	5 vs Penn State (1/17/23)		FREE THROWS:	5 vs Penn State (1/17/23)	
FT ATTEMPTS:	6 (2x) MR at Ohio State (2/2/23)		FT ATTEMPTS:	6 (2x) MR at Ohio State (2/2/23)	
REBOUNDS:	7 vs. Green Bay (11/15/22)		REBOUNDS:	7 vs. Green Bay (11/15/22)	
ASSISTS:	7 at Illinois (1/7/23)		ASSISTS:	7 at Illinois (1/7/23)1	
BLOCKS:	1 (3x) MR at Maryland (1/25/23)		BLOCKS:	2 vs. Indiana (12/8/21)	
STEALS:	5 vs. Minnesota (1/3/23)		STEALS:	5 vs. Minnesota (1/3/23)	
MINUTES:	41 at Iowa (12/11/22)		MINUTES:	41 at Iowa (12/11/22)	

GAME-BY-GAME STATISTICS

#23 HEPBURN, Chucky

Opponent	Date	GS	MIN	Total		3-Pointers		Free throws		Rebounds											
				FG-FGA	PCT	3FG-3FGA	PCT	FT-FTA	PCT	OFF	DEF	TOT	AVG	PF	A	TO	BLK	STL	PTS	AVG	
South Dakota	11/07/2022	*	28:29	5-10	.500	3-5	.600	1-2	.500	0	3	3	3.0	2	3	2	0	2	14	14.0	
vs Stanford	11/11/2022	*	34:58	5-13	.385	0-5	.000	1-1	1.000	0	2	2	2.5	1	5	1	0	3	11	12.5	
Green Bay	11/15/2022	*	24:19	2-14	.143	1-3	.333	3-4	.750	3	4	7	4.0	3	3	2	0	0	8	11.0	
vs Dayton	11/23/2022	*	30:51	1-10	.100	0-3	.000	0-0	.000	0	4	4	4.0	3	1	3	0	2	2	8.8	
vs Kansas	11/24/2022	*	33:02	2-9	.222	1-1	1.000	1-2	.500	1	3	4	4.0	3	1	3	0	1	6	8.2	
vs Southern California	11/25/2022	*	31:06	7-13	.538	3-5	.600	0-1	.000	0	2	2	3.7	0	4	1	0	2	17	9.7	
Wake Forest	11/29/2022	*	34:51	7-18	.389	6-12	.500	3-4	.750	1	2	3	3.6	3	2	2	0	3	23	11.6	
at Marquette	12/03/2022	*	26:16	7-10	.700	5-6	.833	0-0	.000	1	3	4	3.6	1	2	0	0	2	19	12.5	
Maryland	12/06/2022	*	36:20	4-8	.500	2-4	.500	3-3	1.000	0	4	4	3.7	3	2	2	0	1	13	12.6	
at Iowa	12/11/2022	*	41:14	4-12	.333	1-3	.333	2-3	.667	0	6	6	3.9	3	4	0	0	4	11	12.4	
Lehigh	12/15/2022	*	26:28	4-6	.667	0-0	.000	0-0	.000	1	0	1	3.6	2	3	1	0	0	8	12.0	
Western Mich.	12/30/2022	*	30:36	4-7	.571	3-4	.750	0-0	.000	0	5	5	3.8	1	5	1	0	0	11	11.9	
Minnesota	01/03/2023	*	34:12	5-11	.455	3-4	.750	3-3	1.000	0	2	2	3.6	1	4	1	0	5	16	12.2	
at Illinois	01/07/2023	*	36:12	8-18	.444	3-7	.429	3-5	.600	0	3	3	3.6	2	7	3	0	4	22	12.9	
Michigan St.	01/10/2023	*	33:23	4-11	.364	2-6	.333	4-5	.800	1	2	3	3.5	4	5	3	1	2	14	13.0	
at Indiana	01/14/2023	*	28:54	4-10	.400	0-3	.000	0-0	.000	1	2	3	3.5	2	2	1	0	0	8	12.7	
Penn St.	01/17/2023	*	34:37	3-7	.429	2-2	1.000	5-6	.833	0	0	0	3.3	1	3	3	0	1	13	12.7	
at Northwestern	01/23/2023	*	33:22	4-16	.250	3-9	.333	1-3	.333	1	0	1	3.2	1	5	0	0	1	12	12.7	
at Maryland	01/25/2023	*	25:16	1-3	.333	1-1	1.000	0-0	.000	0	1	1	3.1	4	4	0	1	0	3	12.2	
Illinois	01/28/2023	*	36:27	6-14	.429	3-5	.600	0-0	.000	1	4	5	3.2	2	1	2	0	2	15	12.3	
at Ohio St.	02/02/2023	*	35:16	5-14	.357	1-4	.250	4-6	.667	0	2	2	3.1	1	3	2	0	1	15	12.4	
Totals			21	676:10	92-234	.393	43-92	.467	34-48	.708	11	54	65	3.1	43	69	33	2	36	261	12.4

CAREER STATISTICS

HEPBURN, Chucky

		Field Goals		3-Point		F-Throws		Rebounds								Scoring				
SEASON	TEAM	GP-GS	MIN/AVG	FG-FGA	FG%	3FG-3FGA	3FG%	FT-FTA	FT%	OFF	DEF	TOT	AVG	PF-FO	A	TO	BLK	STL	PTS	AVG
2021-22	Wisc	33-33	1022/31.0	92-237	.388	39-112	.348	39-56	.696	7	63	70	2.1	70-0	77	39	5	36	262	7.9
2022-23	Wisc	21-21	676/32.2	92-234	.393	43-92	.467	34-48	.708	11	54	65	3.1	43-0	69	33	2	36	261	12.4
TOTAL		54-54	1698/31.4	184-471	.391	82-204	.402	73-104	.702	18	117	135	2.5	113-0	146	72	7	72	523	9.7

Individual Game by Game

10 | ISAAC LINDSEY

Sophomore | Guard | 6-4 | 185
Mineral Point, Wis. | Mineral Point (UNLV)

GAME-BY-GAME STATISTICS

#10 LINDSEY, Isaac																				
Opponent	Date	GS	MIN	Total		3-Pointers		Free throws		Rebounds				PF						
				FG-FGA	PCT	3FG-3FGA	PCT	FT-FTA	PCT	OFF	DEF	TOT	AVG	A	TO	BLK	STL	PTS	AVG	
South Dakota	11/07/2022		05:04	1-2	.500	1-2	.500	0-0	.000	0	1	1	1.0	2	0	0	0	3	3.0	
vs Stanford	11/11/2022		03:20	0-0	.000	0-0	.000	0-0	.000	0	0	0	0.5	1	0	0	0	0	1.5	
Green Bay	11/15/2022		05:25	1-3	.333	0-2	.000	0-0	.000	1	1	2	1.0	2	1	0	0	2	1.7	
vs Dayton	11/23/2022		09:07	2-4	.500	1-2	.500	0-0	.000	0	1	1	1.0	1	1	0	0	5	2.5	
vs Kansas	11/24/2022		07:14	0-1	.000	0-1	.000	1-2	.500	0	1	1	1.0	1	0	0	0	1	2.2	
vs Southern California	11/25/2022		07:42	1-3	.333	1-2	.500	0-0	.000	0	0	0	0.8	0	0	0	1	3	2.3	
Wake Forest	11/29/2022		11:45	1-2	.500	1-2	.500	0-0	.000	1	0	1	0.9	0	0	1	0	3	2.4	
at Marquette	12/03/2022		02:39	0-1	.000	0-1	.000	0-0	.000	0	0	0	0.8	0	0	0	0	0	2.1	
at Iowa	12/11/2022		04:46	0-0	.000	0-0	.000	0-0	.000	0	0	0	0.7	0	0	0	0	0	1.9	
Lehigh	12/15/2022		01:56	0-0	.000	0-0	.000	0-0	.000	0	0	0	0.6	0	0	0	0	0	1.7	
Western Mich.	12/30/2022		00:43	0-0	.000	0-0	.000	0-0	.000	0	0	0	0.5	0	0	0	0	0	1.5	
Michigan St.	01/10/2023		07:45	0-2	.000	0-1	.000	0-0	.000	0	4	4	0.8	2	0	0	0	0	1.4	
at Indiana	01/14/2023		08:23	1-4	.250	1-1	1.000	0-0	.000	0	2	2	0.9	1	0	0	0	3	1.5	
Penn St.	01/17/2023		10:16	1-3	.333	0-1	.000	0-0	.000	0	0	0	0.9	2	0	0	0	2	1.6	
at Northwestern	01/23/2023		05:22	0-1	.000	0-0	.000	0-0	.000	0	1	1	0.9	1	0	0	0	0	1.5	
at Maryland	01/25/2023		11:56	0-3	.000	0-1	.000	0-0	.000	0	2	2	0.9	3	0	1	1	0	1.4	
Totals		0	103:24	8-29	.276	5-16	.313	1-2	.500	2	13	15	0.9	16	2	2	1	1	22	1.4

CAREER STATISTICS

LINDSEY, Isaac																					
				Field Goals		3-Point		F-Throws		Rebounds										Scoring	
SEASON	TEAM	GP-GS	MIN	AVG	FG-FGA	FG%	3FG-3FGA	3FG%	FT-FTA	FT%	OFF	DEF	TOT	AVG	PF-FO	A	TO	BLK	STL	PTS	AVG
2021-22	Wisc	6-0	12/2.0		1-5	.200	1-3	.333	0-0	.000	0	0	0	0.0	0-0	0	0	0	0	3	0.5
2022-23	Wisc	16-0	103/6.5		8-29	.276	5-16	.313	1-2	.500	2	13	15	0.9	16-0	2	2	1	1	22	1.4
TOTAL		22-0	115/5.2		9-34	.265	6-19	.316	1-2	.500	2	13	15	0.7	16-0	2	2	1	1	25	1.1

SEASON HIGHS

POINTS: 5 vs. Dayton (11/23/22)
FIELD GOALS: 2 vs. Dayton (11/23/22)
FG ATTEMPTS: 4 (2x) MR at Indiana (1/14/23)
3-POINT FGS: 1 (5x) MR at Indiana (1/14/23)
3-POINT FGAS: 2 (5x) MR vs. Wake Forest (11/25/22)
FREE THROWS: 1 vs. Kansas (11/24/22)
FT ATTEMPTS: 2 vs. Kansas (11/24/22)
REBOUNDS: 4 vs Michigan St. (1/10/23)
ASSISTS: 1 (2x) MR vs. Dayton (11/23/22)
BLOCKS: 1 (2x) MR at Maryland (1/25/23)
STEALS: 1 vs. USC (11/25/22)
MINUTES: 11 vs. Wake Forest (11/29/22)

CAREER HIGHS

POINTS: 5 vs. Dayton (11/23/22)
FIELD GOALS: 2 vs. Dayton (11/23/22)
FG ATTEMPTS: 4 vs. Dayton (11/23/22)
3-POINT FGS: 1 (5x) MR at Indiana (1/14/23)
3-POINT FGAS: 2 (5x) MR vs. Wake Forest
FREE THROWS: 1 vs. Kansas (11/24/22)
FT ATTEMPTS: 2 vs. Kansas (11/24/22)
REBOUNDS: 4 vs Michigan St. (1/10/23)
ASSISTS: 1 (2x) MR vs. Dayton (11/23/22)
BLOCKS: 1 (2x) MR at Maryland (1/25/23)
STEALS: 1 vs. USC (11/25/22)
MINUTES: 11 vs. Wake Forest (11/29/22)

13 | JUSTIN TAPHORN

Junior | Guard | 6-5 | 215
Pekin, Ill. | Pekin

GAME-BY-GAME STATISTICS

#13 TAPHORN, Justin																			
Opponent	Date	GS	MIN	Total		3-Pointers		Free throws		Rebounds				PF					
				FG-FGA	PCT	3FG-3FGA	PCT	FT-FTA	PCT	OFF	DEF	TOT	AVG	A	TO	BLK	STL	PTS	AVG
South Dakota	11/07/2022		02:47	0-0	.000	0-0	.000	0-0	.000	0	0	0	0.0	0	0	0	0	0	0.0
Lehigh	12/15/2022		01:39	0-0	.000	0-0	.000	0-0	.000	0	0	0	0.0	0	0	0	0	0	0.0
at Indiana	01/14/2023		00:59	0-0	.000	0-0	.000	0-0	.000	0	0	0	0.0	0	0	0	0	0	0.0
Totals		0	05:25	0-0	.000	0-0	.000	0-0	.000	0	0	0	0.0	0	0	0	0	0	0.0

CAREER STATISTICS

TAPHORN, Justin																					
			Field Goals		3-Point		F-Throws		Rebounds										Scoring		
SEASON	TEAM	GP-GS	MIN	AVG	FG-FGA	FG%	3FG-3FGA	3FG%	FT-FTA	FT%	OFF	DEF	TOT	AVG	PF-FO	A	TO	BLK	STL	PTS	AVG
2020-21	Wisc	7-0	11	1.5	0-1	.000	0-1	.000	0-0	.000	0	0	0	0.0	0-0	0	1	0	0	0	0.0
2021-22	Wisc	4-0	4	1.1	0-0	.000	0-0	.000	0-0	.000	0	0	0	0.0	0-0	0	1	0	0	0	0.0
2022-23	Wisc	3-0	5	1.8	0-0	.000	0-0	.000	0-0	.000	0	0	0	0.0	0-0	0	0	0	0	0	0.0
TOTAL		14-0	20	1.4	0-1	.000	0-1	.000	0-0	.000	0	0	0	0.0	0-0	0	2	0	0	0	0.0

SEASON HIGHS

POINTS: --
FIELD GOALS: --
FG ATTEMPTS: --
3-POINT FGS: --
3-POINT FGAS: --
FREE THROWS: --
FT ATTEMPTS: --
REBOUNDS: --
ASSISTS: --
BLOCKS: --
STEALS: --
MINUTES: 3 vs. South Dakota (11/7/22)

CAREER HIGHS

POINTS: --
FIELD GOALS: --
FG ATTEMPTS: 1 vs. Green Bay (12/1/20)
3-POINT FGS: --
3-POINT FGAS: 1 vs. Green Bay (12/1/20)
FREE THROWS: --
FT ATTEMPTS: --
REBOUNDS: --
ASSISTS: --
BLOCKS: --
STEALS: --
MINUTES: 3 vs. South Dakota (11/7/22)

Individual Game by Game

15 | ISAAC GARD

Freshman | Guard | 6-2 | 165
Oregon, Wis. | Oregon

GAME-BY-GAME STATISTICS

#15 GARD, Isaac

Opponent	Date	GS	MIN	Total		3-Pointers		Free throws		Rebounds				PF	A	TO	BLK	STL	PTS	AVG
				FG-FGA	PCT	3FG-3FGA	PCT	FT-FTA	PCT	OFF	DEF	TOT	AVG							
South Dakota	11/07/2022		01:12	0-0	.000	0-0	.000	0-0	.000	0	0	0	0.0	0	0	0	0	0	0	0.0
Lehigh	12/15/2022		01:39	0-1	.000	0-1	.000	0-0	.000	0	0	0	0.0	0	0	0	0	0	0	0.0
Western Mich.	12/30/2022		00:43	0-0	.000	0-0	.000	0-0	.000	0	0	0	0.0	0	0	0	0	0	0	0.0
Totals		0	03:34	0-1	.000	0-1	.000	0-0	.000	0	0	0	0.0	0	0	0	0	0	0	0.0

CAREER STATISTICS

GARD, Isaac

				Field Goals		3-Point		F-Throws		Rebounds								Scoring			
SEASON	TEAM	GP-GS	MIN	AVG	FG-FGA	FG%	3FG-3FGA	3FG%	FT-FTA	FT%	OFF	DEF	TOT	AVG	PF-FO	A	T	BLK	STL	PTS	AVG
2022-23	Wisc	3-0		4/1.2	0-1	.000	0-1	.000	0-0	.000	0	0	0	0.0	0-0	0	0	0	0	0	0.0
TOTAL		3-0		4/1.2	0-1	.000	0-1	.000	0-0	.000	0	0	0	0.0	0-0	0	0	0	0	0	0.0

SEASON HIGHS

POINTS: --
FIELD GOALS: --
FG ATTEMPTS: --
3-POINT FGS: --
3-POINT FGAS: 1 vs. Lehigh (12/15/22)
FREE THROWS: --
FT ATTEMPTS: --
REBOUNDS: --
ASSISTS: --
BLOCKS: --
STEALS: --
MINUTES: 2 vs. Lehigh (12/15/22)

CAREER HIGHS

POINTS: --
FIELD GOALS: --
FG ATTEMPTS: --
3-POINT FGS: --
3-POINT FGAS: 1 vs. Lehigh (12/15/22)
FREE THROWS: --
FT ATTEMPTS: --
REBOUNDS: --
ASSISTS: --
BLOCKS: --
STEALS: --
MINUTES: 2 vs. Lehigh (12/15/22)

21 | CHRIS HODGES

R-Freshman | Forward | 6-9 | 245
Schaumburg, Ill. | Schaumburg

GAME-BY-GAME STATISTICS

#21 HODGES, Chris

Opponent	Date	GS	MIN	Total		3-Pointers		Free throws		Rebounds				PF	A	TO	BLK	STL	PTS	AVG
				FG-FGA	PCT	3FG-3FGA	PCT	FT-FTA	PCT	OFF	DEF	TOT	AVG							
South Dakota	11/07/2022		05:38	0-0	.000	0-0	.000	0-0	.000	0	0	0	0.0	0	0	1	0	0	0	0.0
vs Stanford	11/11/2022		01:34	0-1	.000	0-0	.000	0-0	.000	1	0	1	0.5	0	0	0	0	0	0	0.0
Green Bay	11/15/2022		00:28	0-0	.000	0-0	.000	0-0	.000	0	0	0	0.3	1	0	0	0	0	0	0.0
vs Dayton	11/23/2022		01:20	0-0	.000	0-0	.000	0-0	.000	0	0	0	0.3	0	0	0	0	0	0	0.0
Lehigh	12/15/2022		02:15	0-0	.000	0-0	.000	0-0	.000	0	0	0	0.2	0	0	0	0	0	0	0.0
Western Mich.	12/30/2022		00:43	0-0	.000	0-0	.000	0-0	.000	0	0	0	0.2	0	0	0	0	0	0	0.0
at Illinois	01/07/2023		01:19	0-0	.000	0-0	.000	0-0	.000	1	0	1	0.3	2	0	0	0	0	0	0.0
Michigan St.	01/10/2023		03:53	1-1	1.000	0-0	.000	0-0	.000	0	0	0	0.3	0	0	0	0	0	2	0.3
at Indiana	01/14/2023		04:58	0-0	.000	0-0	.000	0-0	.000	0	1	1	0.3	0	0	0	0	0	0	0.2
at Maryland	01/25/2023		04:28	0-1	.000	0-0	.000	0-0	.000	0	0	0	0.3	0	0	0	0	0	0	0.2
Illinois	01/28/2023		01:02	0-0	.000	0-0	.000	0-0	.000	0	0	0	0.3	0	0	0	0	0	0	0.2
Totals		0	27:38	1-3	.333	0-0	.000	0-0	.000	2	1	3	0.3	3	0	1	0	2	2	0.2

CAREER STATISTICS

HODGES, Chris

		Field Goals			3-Point			F-Throws			Rebounds								Scoring		
SEASON	TEAM	GP-GS	MIN	AVG	FG-FGA	FG%	3FG-3FGA	3FG%	FT-FTA	FT%	OFF	DEF	TOT	AVG	PF-FO	A	T	BLK	STL	PTS	AVG
2022-23	Wisc	11-0	28/2.5		1-3	.333	0-0	.000	0-0	.000	2	1	3	0.3	3-0	0	0	1	0	2	0.2
TOTAL		11-0	28/2.5		1-3	.333	0-0	.000	0-0	.000	2	1	3	0.3	3-0	0	0	1	0	2	0.2

SEASON HIGHS

POINTS: 2 vs Michigan St. (1/10/23)
FIELD GOALS: 1 vs Michigan St. (1/10/23)
FG ATTEMPTS: 1 (3x) MR at Maryland (1/25/23)
3-POINT FGS: --
3-POINT FGAS: --
FREE THROWS: --
FT ATTEMPTS: --
REBOUNDS: 1 (3x) MR at Indiana (1/14/23)
ASSISTS: --
BLOCKS: 1 vs. South Dakota (11/7/22)
STEALS: --
MINUTES: 6 vs. South Dakota (11/7/22)

CAREER HIGHS

POINTS: 2 vs Michigan St. (1/10/23)
FIELD GOALS: 1 vs Michigan St. (1/10/23)
FG ATTEMPTS: 1 (3x) MR at Maryland (1/25/23)
3-POINT FGS: --
3-POINT FGAS: --
FREE THROWS: --
FT ATTEMPTS: --
REBOUNDS: 1 (3x) MR at Indiana (1/14/23)
ASSISTS: --
BLOCKS: 1 vs. South Dakota (11/7/22)
STEALS: --
MINUTES: 6 vs. South Dakota (11/7/22)

Individual Game by Game

30 | ROSS CANDELINO

Freshman | Guard | 6-5 | 185
Jacksonville, Fla. | Ponte Vedra

GAME-BY-GAME STATISTICS

#30 CANDELINO, Ross

Opponent	Date	GS	MIN	Total		3-Pointers		Free throws		Rebounds				PF	A	TO	BLK	STL	PTS	AVG
				FG-FGA	PCT	3FG-3FGA	PCT	FT-FTA	PCT	OFF	DEF	TOT	AVG							
South Dakota	11/07/2022		01:12	2-2	1.000	0-0	.000	0-1	.000	0	0	0	0.0	0	0	0	0	0	4	4.0
Lehigh	12/15/2022		01:39	0-0	.000	0-0	.000	0-0	.000	0	1	1	0.5	0	0	0	0	0	0	2.0
Western Mich.	12/30/2022		00:43	0-0	.000	0-0	.000	0-0	.000	0	0	0	0.3	0	0	0	0	0	0	1.3
Totals		0	03:34	2-2	1.000	0-0	.000	0-1	.000	0	1	1	0.3	0	0	0	0	0	4	1.3

CAREER STATISTICS

CANDELINO, Ross

SEASON TEAM	GP-GS	MIN	AVG	Field Goals		3-Point		F-Throws		Rebounds				PF	FO	A	TO	BLK	STL	Scoring	
				FG-FGA	FG%	3FG-3FGA	3FG%	FT-FTA	FT%	OFF	DEF	TOT	AVG							PTS	AVG
2022-23 Wisc	3-0	4	1.2	2-2	1.000	0-0	.000	0-1	.000	0	1	1	0.3	0-0	0	0	0	0	0	4	1.3
TOTAL	3-0	4	1.2	2-2	1.000	0-0	.000	0-1	.000	0	1	1	0.3	0-0	0	0	0	0	0	4	1.3

SEASON HIGHS

POINTS: 4 vs. South Dakota (11/7/22)
FIELD GOALS: 2 vs. South Dakota (11/7/22)
FG ATTEMPTS: 2 vs. South Dakota (11/7/22)
3-POINT FGS: --
3-POINT FGAS: --
FREE THROWS: --
FT ATTEMPTS: 1 vs. South Dakota (11/7/22)
REBOUNDS: 1 vs. Lehigh (12/15/22)
ASSISTS: --
BLOCKS: --
STEALS: --
MINUTES: 2 vs. Lehigh (12/15/22)

CAREER HIGHS

POINTS: 4 vs. South Dakota (11/7/22)
FIELD GOALS: 2 vs. South Dakota (11/7/22)
FG ATTEMPTS: 2 vs. South Dakota (11/7/22)
3-POINT FGS: --
3-POINT FGAS: --
FREE THROWS: --
FT ATTEMPTS: 1 vs. South Dakota (11/7/22)
REBOUNDS: 1 vs. Lehigh (12/15/22)
ASSISTS: --
BLOCKS: --
STEALS: --
MINUTES: 2 vs. Lehigh (12/15/22)

35 | MARKUS ILVER

Sophomore | Forward | 6-8 | 215
Tallinn, Estonia | Western Reserve Academy

GAME-BY-GAME STATISTICS

#35 ILVER, Markus

Opponent	Date	GS	MIN	Total		3-Pointers		Free throws		Rebounds				PF	A	TO	BLK	STL	PTS	AVG
				FG-FGA	PCT	3FG-3FGA	PCT	FT-FTA	PCT	OFF	DEF	TOT	AVG							
South Dakota	11/07/2022		09:10	1-2	.500	1-2	.500	2-2	1.000	0	2	2	2.0	0	1	0	0	0	5	5.0
Green Bay	11/15/2022		10:28	1-2	.500	0-1	.000	0-0	.000	0	1	1	1.5	1	0	1	0	1	2	3.5
vs Dayton	11/23/2022		09:50	2-5	.400	2-4	.500	0-0	.000	1	1	2	1.7	0	0	0	0	0	6	4.3
vs Kansas	11/24/2022		04:21	0-1	.000	0-1	.000	0-0	.000	0	0	0	1.3	1	0	0	0	0	0	3.3
vs Southern California	11/25/2022		02:05	0-0	.000	0-0	.000	0-0	.000	0	1	1	1.2	2	0	1	0	0	0	2.6
Wake Forest	11/29/2022		01:51	0-0	.000	0-0	.000	0-0	.000	0	0	0	1.0	0	0	0	0	0	0	2.2
at Iowa	12/11/2022		00:47	0-0	.000	0-0	.000	0-0	.000	0	0	0	0.9	0	0	0	0	0	0	1.9
Lehigh	12/15/2022		02:45	1-1	1.000	0-0	.000	0-0	.000	0	0	0	0.8	0	0	0	0	0	2	1.9
Western Mich.	12/30/2022		02:36	1-3	.333	0-1	.000	0-0	.000	0	0	0	0.7	1	0	0	0	0	2	1.9
Minnesota	01/03/2023		10:52	1-3	.333	1-3	.333	0-0	.000	0	2	2	0.8	1	0	0	0	0	3	2.0
at Illinois	01/07/2023		18:41	1-6	.167	0-3	.000	0-0	.000	1	2	3	1.0	0	0	0	0	0	2	2.0
Michigan St.	01/10/2023		13:17	2-5	.400	1-2	.500	0-0	.000	0	1	1	1.0	1	1	0	0	0	5	2.3
at Indiana	01/14/2023		11:52	0-3	.000	0-2	.000	0-0	.000	2	1	3	1.2	0	0	0	0	0	0	2.1
at Northwestern	01/23/2023		05:11	0-0	.000	0-0	.000	0-0	.000	0	0	0	1.1	2	1	0	0	0	0	1.9
at Maryland	01/25/2023		01:00	0-0	.000	0-0	.000	0-0	.000	1	0	1	1.1	0	0	0	0	0	0	1.8
Illinois	01/28/2023		06:46	0-4	.000	0-2	.000	0-0	.000	0	1	1	1.1	0	0	0	0	0	0	1.7
Totals		0	111:32	10-35	.286	5-21	.238	2-2	1.000	5	12	17	1.1	9	3	2	0	1	27	1.7

CAREER STATISTICS

ILVER, Markus

			Field Goals		3-Point		F-Throws		Rebounds								Scoring				
SEASON	TEAM	GP-GS	MIN	AVG	FG-FGA	FG%	3FG-3FGA	3FG%	FT-FTA	FT%	OFF	DEF	TOT	AVG	PF-FO	A	TO	BLK	STL	PTS	AVG
2021-22	Wisc	8-0	28	3.4	1-8	.125	0-5	.000	3-4	.750	1	3	4	0.5	7-0	0	2	0	0	5	0.6
2022-23	Wisc	16-0	112	7.0	10-35	.286	5-21	.238	2-2	1.000	5	12	17	1.1	9-3	3	2	0	1	27	1.7
TOTAL		24-0	139	5.8	11-43	.256	5-26	.192	5-6	.833	6	15	21	0.9	16-0	3	4	0	1	32	1.3

SEASON HIGHS

POINTS: 6 vs. Dayton (11/23/22)
FIELD GOALS: 2 vs. Dayton (11/23/22)
FG ATTEMPTS: 6 at Illinois (1/7/23)
3-POINT FGS: 2 vs. Dayton (11/23/22)
3-POINT FGAS: 4 vs. Dayton (11/23/22)
FREE THROWS: 2 vs. South Dakota (11/7/22)
FT ATTEMPTS: 2 vs. South Dakota (11/7/22)
REBOUNDS: 3 (2x) MR at Indiana (1/14/23)
ASSISTS: 1 (3x) MR at Northwestern (1/23/23)
BLOCKS: --
STEALS: 1 vs. Green Bay (11/15/22)
MINUTES: 18 at Illinois (1/7/23)

CAREER HIGHS

POINTS: 6 vs. Dayton (11/23/22)
FIELD GOALS: 2 vs. Dayton (11/23/22)
FG ATTEMPTS: 6 at Illinois (1/7/23)
3-POINT FGS: 2 vs. Dayton (11/23/22)
3-POINT FGAS: 4 vs. Dayton (11/23/22)
FREE THROWS: 3 vs. Green Bay (11/12/21)
FT ATTEMPTS: 4 vs. Green Bay (11/12/21)
REBOUNDS: 4 vs. Green Bay (11/12/21)
ASSISTS: 1 (3x) MR at Northwestern (1/23/23)
BLOCKS: --
STEALS: 1 vs. Green Bay (11/15/22)
MINUTES: 18 at Illinois (1/7/23)

2022-23 OVERALL STATISTICS

Game Records					Score by Periods				
Record	Overall	Home	Away	Neutral	Team	1st	2nd	OT	TOT
ALL GAMES	13-8	7-3	3-4	3-1	Wisconsin Opponents	627 583	706 715	33 28	1366 1326
CONFERENCE	5-6	3-2	2-4	0-0					
NON-CONFERENCE	8-2	4-1	1-0	3-1					

Team Box Score																							
No.	Player				Total		3-Point		F-Throw		Rebounds												
		GP-GS	MIN	AVG	FG-FGA	FG%	3FG-3FGA	3FG%	FT-FTA	FT%	OFF	DEF	TOT	AVG	PF	DQ	A	TO	BLK	STL	PTS	AVG	
23	HEPBURN, Chucky	21-21	676:10	32.2	92-234	.393	43-92	.467	34-48	.708	11	54	65	3.1	43	0	69	33	2	36	261	12.4	
22	CROWL, Steven	21-21	644:46	30.7	103-205	.502	18-65	.277	36-60	.600	27	116	143	6.8	42	0	55	36	11	9	260	12.4	
5	WAHL, Tyler	18-18	536:13	29.8	82-200	.410	7-27	.259	48-78	.615	23	82	105	5.8	47	1	35	43	8	21	219	12.2	
3	ESSEGIAN, Connor	21-5	532:40	25.4	72-167	.431	44-102	.431	39-44	.886	11	60	71	3.4	31	0	17	24	0	13	227	10.8	
11	KLESMIT, Max	19-19	581:42	30.6	47-114	.412	24-66	.364	21-32	.656	5	43	48	2.5	45	0	28	14	3	30	139	7.3	
2	DAVIS, Jordan	21-18	513:42	24.5	46-118	.390	22-72	.306	7-12	.583	18	62	80	3.8	38	2	12	6	3	10	121	5.8	
14	GILMORE, Carter	21-3	417:47	19.9	30-65	.462	5-16	.313	5-14	.357	24	27	51	2.4	42	0	19	7	3	15	70	3.3	
35	ILVER, Markus	16-0	111:32	7.0	10-35	.286	5-21	.238	2-2	1.000	5	12	17	1.1	9	0	3	2	0	1	27	1.7	
10	LINDSEY, Isaac	16-0	103:24	6.5	8-29	.276	5-16	.313	1-2	.500	2	13	15	0.9	16	0	2	2	1	1	22	1.4	
30	CANDELINO, Ross	3-0	03:34	1.2	2-2	1.000	0-0	.000	0-1	.000	0	1	1	0.3	0	0	0	0	0	0	4	1.3	
0	NEATH, Jahcobi	3-0	28:25	9.5	1-4	.250	1-2	.500	0-0	.000	0	1	1	0.3	2	0	1	2	0	1	3	1.0	
4	MCGEE, Kamari	17-0	88:29	5.2	4-14	.286	2-9	.222	1-2	.500	1	7	8	0.5	13	0	7	5	0	4	11	0.6	
21	HODGES, Chris	11-0	27:38	2.5	1-3	.333	0-0	.000	0-0	.000	2	1	3	0.3	3	0	0	0	1	0	2	0.2	
15	GARD, Isaac	3-0	03:34	1.2	0-1	.000	0-1	.000	0-0	.000	0	0	0	0.0	0	0	0	0	0	0	0	0.0	
13	TAPHORN, Justin	3-0	05:25	1.8	0-0	.000	0-0	.000	0-0	.000	0	0	0	0.0	0	0	0	0	0	0	0	0.0	
Team											24	19	43					13					
Total		21	4275		498-1191	.418	176-489	.360	194-295	.658	153	498	651	31.0	331	3	248	187	32	141	1366	65.0	
Opponents		21	4275		492-1124	.438	132-400	.330	210-304	.691	169	582	751	35.8	340	4	213	258	75	98	1326	63.1	

Team Statistics

	WISC	OPP
Scoring	1366	1326
Points per game	65.0	63.1
Scoring margin	+1.9	-
Field goals-att	498-1191	492-1124
Field goal pct	.418	.438
3 point fg-att	176-489	132-400
3-point FG pct	.360	.330
3-pt FG made per game	8.4	6.3
Free throws-att	194-295	210-304
Free throw pct	.658	.691
F-Throws made per game	9.2	10.0
Rebounds	651	751
Rebounds per game	31.0	35.8
Rebounding margin	-4.8	-
Assists	248	213
Assists per game	11.8	10.1
Turnovers	187	258
Turnovers per game	8.9	12.3
Turnover margin	+3.4	-
Assist/turnover ratio	1.3	0.8
Steals	141	98
Steals per game	6.7	4.7
Blocks	32	75
Blocks per game	1.5	3.6
Winning streak	1	-
Home win streak	0	-
Attendance	144969	93499
Home games-Avg/Game	10-14497	7-13357
Neutral site-Avg/Game	-	4-5167

Team Results

Date	Opponent		Score	Att.
11/07/2022	South Dakota	W	85-59	14349
11/11/2022	vs Stanford	W	60-50	17927
11/15/2022	Green Bay	W	56-45	14204
11/23/2022	vs Dayton	W	43-42	1047
11/24/2022	vs Kansas	Lot	68-69	1185
11/25/2022	vs Southern California	W	64-59	510
11/29/2022	Wake Forest	L	75-78	14435
12/03/2022	at Marquette	Wot	80-77	17760
12/06/2022	Maryland	W	64-59	14666
12/11/2022	at Iowa	Wot	78-75	12430
12/15/2022	Lehigh	W	78-56	12760
12/30/2022	Western Mich.	W	76-66	15138
01/03/2023	Minnesota	W	63-60	13850
01/07/2023	at Illinois	L	69-79	15544
01/10/2023	Michigan St.	L	65-69	14260
01/14/2023	at Indiana	L	45-63	17222
01/17/2023	Penn St.	W	63-60	14236
01/23/2023	at Northwestern	L	63-66	4218
01/25/2023	at Maryland	L	55-73	14407
01/28/2023	Illinois	L	51-61	17071
02/02/2023	at Ohio St.	W	65-60	11918

2022-23 BIG TEN STATISTICS

Game Records

Record	Overall	Home	Away	Neutral
ALL GAMES	5-6	3-2	2-4	0-0
CONFERENCE	5-6	3-2	2-4	0-0
NON-CONFERENCE	0-0	0-0	0-0	0-0

Score by Periods

Team	1st	2nd	OT	TOT
Wisconsin	311	352	18	681
Opponents	313	397	15	725

Team Box Score

No.	Player				Total		3-Point		F-Throw		Rebounds													
		GP-GS	MIN	AVG	FG-FGA	FG%	3FG-3FGA	3FG%	FT-FTA	FT%	OFF	DEF	TOT	AVG	PF	DQ	A	TO	BLK	STL	PTS	AVG		
22	CROWL, Steven	11-11	337:38	30.7	63-121	.521	7-35	.200	13-27	.481	8	68	76	6.9	27	0	25	20	2	8	146	13.3		
23	HEPBURN, Chucky	11-11	375:14	34.1	48-124	.387	21-48	.438	25-34	.735	4	26	30	2.7	24	0	40	17	2	21	142	12.9		
3	ESSEGIAN, Connor	11-5	322:48	29.3	39-95	.411	22-55	.400	24-29	.828	5	36	41	3.7	15	0	9	13	0	7	124	11.3		
5	WAHL, Tyler	8-8	231:07	28.9	32-79	.405	4-12	.333	12-29	.414	7	29	36	4.5	23	1	17	15	4	8	80	10.0		
11	KLESMIT, Max	9-9	270:55	30.1	26-68	.382	13-40	.325	8-15	.533	4	20	24	2.7	25	0	12	6	2	16	73	8.1		
14	GILMORE, Carter	11-3	255:06	23.2	20-38	.526	3-10	.300	4-9	.444	12	13	25	2.3	25	0	9	5	2	4	47	4.3		
2	DAVIS, Jordan	11-8	260:33	23.7	19-49	.388	8-31	.258	1-3	.333	8	33	41	3.7	22	1	5	4	1	4	47	4.3		
35	ILVER, Markus	8-0	68:26	8.6	4-21	.190	2-12	.167	0-0	.000	4	7	11	1.4	4	0	2	0	0	0	10	1.3		
10	LINDSEY, Isaac	6-0	48:28	8.1	2-13	.154	1-4	.250	0-0	.000	0	9	9	1.5	9	0	0	1	1	0	5	0.8		
4	MCGEE, Kamari	10-0	38:06	3.8	2-8	.250	1-4	.250	0-0	.000	0	1	1	0.1	4	0	1	1	0	2	5	0.5		
21	HODGES, Chris	5-0	15:40	3.1	1-2	.500	0-0	.000	0-0	.000	1	1	2	0.4	2	0	0	0	0	0	2	0.4		
13	TAPHORN, Justin	1-0	00:59	1.0	0-0	.000	0-0	.000	0-0	.000	0	0	0	0.0	0	0	0	0	0	0	0	0.0		
Team											12	6	18				7							
Total		11	2225		256-618	.414	82-251	.327	87-146	.596	65	249	314	28.5	180	2	120	89	14	70	681	61.9		
Opponents		11	2225		267-590	.453	70-189	.370	121-162	.747	88	324	412	37.5	175	3	118	132	44	47	725	65.9		

Team Statistics

	WISC	OPP
Scoring	681	725
Points per game	61.9	65.9
Scoring margin	-4.0	-
Field goals-att	256-618	267-590
Field goal pct	.414	.453
3 point fg-att	82-251	70-189
3-point FG pct	.327	.370
3-pt FG made per game	7.5	6.4
Free throws-att	87-146	121-162
Free throw pct	.596	.747
F-Throws made per game	7.9	11.0
Rebounds	314	412
Rebounds per game	28.5	37.5
Rebounding margin	-8.9	-
Assists	120	118
Assists per game	10.9	10.7
Turnovers	89	132
Turnovers per game	8.1	12.0
Turnover margin	+3.9	-
Assist/turnover ratio	1.3	0.9
Steals	70	47
Steals per game	6.4	4.3
Blocks	14	44
Blocks per game	1.3	4.0
Winning streak	1	-
Home win streak	0	-
Attendance	74083	75739
Home games-Avg/Game	5-14817	6-12623
Neutral site-Avg/Game	-	0-0

Team Results

Date	Opponent		Score	Att.
12/06/2022	Maryland	W	64-59	14666
12/11/2022	at Iowa	Wot	78-75	12430
01/03/2023	Minnesota	W	63-60	13850
01/07/2023	at Illinois	L	69-79	15544
01/10/2023	Michigan St.	L	65-69	14260
01/14/2023	at Indiana	L	45-63	17222
01/17/2023	Penn St.	W	63-60	14236
01/23/2023	at Northwestern	L	63-66	4218
01/25/2023	at Maryland	L	55-73	14407
01/28/2023	Illinois	L	51-61	17071
02/02/2023	at Ohio St.	W	65-60	11918

2022-23 HOME STATISTICS

Game Records

Record	Overall	Home	Away	Neutral
ALL GAMES	7-3	7-3	0-0	0-0
CONFERENCE	3-2	3-2	0-0	0-0
NON-CONFERENCE	4-1	4-1	0-0	0-0

Score by Periods

Team	1st	2nd	OT	TOT
Wisconsin	304	372	0	676
Opponents	283	330	0	613

Team Box Score

No.	Player				Total		3-Point		F-Throw		Rebounds													
		GP-GS	MIN	AVG	FG-FGA	FG%	3FG-3FGA	3FG%	FT-FTA	FT%	OFF	DEF	TOT	AVG	PF	DQ	A	TO	BLK	STL	PTS	AVG		
22	CROWL, Steven	10-10	296:06	29.6	60-107	.561	13-29	.448	19-29	.655	12	52	64	6.4	18	0	21	16	4	5	152	15.2		
23	HEPBURN, Chucky	10-10	319:42	32.0	44-106	.415	25-45	.556	22-27	.815	7	26	33	3.3	22	0	31	19	1	16	135	13.5		
5	WAHL, Tyler	9-9	229:01	25.4	34-89	.382	3-11	.273	26-38	.684	11	40	51	5.7	23	1	18	19	7	6	97	10.8		
3	ESSEGIAN, Connor	10-2	217:27	21.7	26-60	.433	17-41	.415	17-19	.895	5	18	23	2.3	13	0	8	10	0	7	86	8.6		
11	KLESMIT, Max	10-10	305:44	30.6	23-59	.390	14-36	.389	11-15	.733	3	23	26	2.6	19	0	14	8	1	17	71	7.1		
2	DAVIS, Jordan	10-8	241:21	24.1	23-55	.418	12-34	.353	4-7	.571	6	36	42	4.2	14	1	4	3	2	4	62	6.2		
14	GILMORE, Carter	10-1	206:46	20.7	13-30	.433	5-9	.556	3-8	.375	12	13	25	2.5	20	0	12	3	2	6	34	3.4		
35	ILVER, Markus	8-0	57:45	7.2	7-20	.350	3-11	.273	2-2	1.000	0	7	7	0.9	4	0	2	1	0	1	19	2.4		
0	NEATH, Jahcobi	2-0	13:22	6.7	1-1	1.000	1-1	1.000	0-0	.000	0	1	1	0.5	2	0	0	0	0	0	3	1.5		
10	LINDSEY, Isaac	7-0	42:54	6.1	4-12	.333	2-8	.250	0-0	.000	2	6	8	1.1	8	0	1	1	0	0	10	1.4		
30	CANDELINO, Ross	3-0	03:34	1.2	2-2	1.000	0-0	.000	0-1	.000	0	1	1	0.3	0	0	0	0	0	0	4	1.3		
21	HODGES, Chris	6-0	13:59	2.3	1-1	1.000	0-0	.000	0-0	.000	0	0	0	0.0	1	0	0	0	1	0	2	0.3		
4	MCGEE, Kamari	8-0	44:18	5.5	0-3	.000	0-3	.000	1-2	.500	0	4	4	0.5	6	0	6	3	0	2	1	0.1		
15	GARD, Isaac	3-0	03:34	1.2	0-1	.000	0-1	.000	0-0	.000	0	0	0	0.0	0	0	0	0	0	0	0	0.0		
13	TAPHORN, Justin	2-0	04:26	2.2	0-0	.000	0-0	.000	0-0	.000	0	0	0	0.0	0	0	0	0	0	0	0	0.0		
Team											10	7	17				4							
Total		10	2000		238-546	.436	95-229	.415	105-148	.709	68	234	302	30.2	150	2	117	87	18	64	676	67.6		
Opponents		10	2000		230-517	.445	64-187	.342	89-132	.674	66	257	323	32.3	161	1	85	123	31	42	613	61.3		

Team Statistics

	WISC	OPP
Scoring	676	613
Points per game	67.6	61.3
Scoring margin	+6.3	-
Field goals-att	238-546	230-517
Field goal pct	.436	.445
3 point fg-att	95-229	64-187
3-point FG pct	.415	.342
3-pt FG made per game	9.5	6.4
Free throws-att	105-148	89-132
Free throw pct	.709	.674
F-Throws made per game	10.5	8.9
Rebounds	302	323
Rebounds per game	30.2	32.3
Rebounding margin	-2.1	-
Assists	117	85
Assists per game	11.7	8.5
Turnovers	87	123
Turnovers per game	8.7	12.3
Turnover margin	+3.6	-
Assist/turnover ratio	1.3	0.7
Steals	64	42
Steals per game	6.4	4.2
Blocks	18	31
Blocks per game	1.8	3.1
Winning streak	0	-
Home win streak	0	-
Attendance	144969	0
Home games-Avg/Game	10-14497	0-0
Neutral site-Avg/Game	-	0-0

Team Results

Date	Opponent		Score	Att.
11/07/2022	South Dakota	W	85-59	14349
11/15/2022	Green Bay	W	56-45	14204
11/29/2022	Wake Forest	L	75-78	14435
12/06/2022	Maryland	W	64-59	14666
12/15/2022	Lehigh	W	78-56	12760
12/30/2022	Western Mich.	W	76-66	15138
01/03/2023	Minnesota	W	63-60	13850
01/10/2023	Michigan St.	L	65-69	14260
01/17/2023	Penn St.	W	63-60	14236
01/28/2023	Illinois	L	51-61	17071

2022-23 ROAD/NEUTRAL STATISTICS

Game Records

Record	Overall	Home	Away	Neutral
ALL GAMES	6-5	0-0	3-4	3-1
CONFERENCE	2-4	0-0	2-4	0-0
NON-CONFERENCE	4-1	0-0	1-0	3-1

Score by Periods

Team	1st	2nd	OT	TOT
Wisconsin	323	334	33	690
Opponents	300	385	28	713

Team Box Score

No.	Player				Total		3-Point		F-Throw		Rebounds													
		GP-GS	MIN	AVG	FG-FGA	FG%	3FG-3FGA	3FG%	FT-FTA	FT%	OFF	DEF	TOT	AVG	PF	DQ	A	TO	BLK	STL	PTS	AVG		
5	WAHL, Tyler	9-9	307:11	34.1	48-111	.432	4-16	.250	22-40	.550	12	42	54	6.0	24	0	17	24	1	15	122	13.6		
3	ESSEGIAN, Connor	11-3	315:13	28.7	46-107	.430	27-61	.443	22-25	.880	6	42	48	4.4	18	0	9	14	0	6	141	12.8		
23	HEPBURN, Chucky	11-11	356:28	32.4	48-128	.375	18-47	.383	12-21	.571	4	28	32	2.9	21	0	38	14	1	20	126	11.5		
22	CROWL, Steven	11-11	348:40	31.7	43-98	.439	5-36	.139	17-31	.548	15	64	79	7.2	24	0	34	20	7	4	108	9.8		
11	KLESMIT, Max	9-9	275:58	30.7	24-55	.436	10-30	.333	10-17	.588	2	20	22	2.4	26	0	14	6	2	13	68	7.6		
2	DAVIS, Jordan	11-10	272:21	24.8	23-63	.365	10-38	.263	3-5	.600	12	26	38	3.5	24	1	8	3	1	6	59	5.4		
14	GILMORE, Carter	11-2	211:00	19.2	17-35	.486	0-7	.000	2-6	.333	12	14	26	2.4	22	0	7	4	1	9	36	3.3		
10	LINDSEY, Isaac	9-0	60:30	6.7	4-17	.235	3-8	.375	1-2	.500	0	7	7	0.8	8	0	1	1	1	1	12	1.3		
4	MCGEE, Kamari	9-0	44:11	4.9	4-11	.364	2-6	.333	0-0	.000	1	3	4	0.4	7	0	1	2	0	2	10	1.1		
35	ILVER, Markus	8-0	53:47	6.7	3-15	.200	2-10	.200	0-0	.000	5	5	10	1.3	5	0	1	1	0	0	8	1.0		
21	HODGES, Chris	5-0	13:39	2.7	0-2	.000	0-0	.000	0-0	.000	2	1	3	0.6	2	0	0	0	0	0	0	0.0		
13	TAPHORN, Justin	1-0	00:59	1.0	0-0	.000	0-0	.000	0-0	.000	0	0	0	0.0	0	0	0	0	0	0	0	0.0		
0	NEATH, Jahcobi	1-0	15:03	15.0	0-3	.000	0-1	.000	0-0	.000	0	0	0	0.0	0	0	1	2	0	1	0	0.0		
Team											14	12	26				9							
Total		11	2275		260-645	.403	81-260	.312	89-147	.605	85	264	349	31.7	181	1	131	100	14	77	690	62.7		
Opponents		11	2275		262-607	.432	68-213	.319	121-172	.703	103	325	428	38.9	179	3	128	135	44	56	713	64.8		

Team Statistics

	WISC	OPP
Scoring	690	713
Points per game	62.7	64.8
Scoring margin	-2.1	-
Field goals-att	260-645	262-607
Field goal pct	.403	.432
3 point fg-att	81-260	68-213
3-point FG pct	.312	.319
3-pt FG made per game	7.4	6.2
Free throws-att	89-147	121-172
Free throw pct	.605	.703
F-Throws made per game	8.1	11.0
Rebounds	349	428
Rebounds per game	31.7	38.9
Rebounding margin	-7.2	-
Assists	131	128
Assists per game	11.9	11.6
Turnovers	100	135
Turnovers per game	9.1	12.3
Turnover margin	+3.2	-
Assist/turnover ratio	1.3	0.9
Steals	77	56
Steals per game	7.0	5.1
Blocks	14	44
Blocks per game	1.3	4.0
Winning streak	1	-
Home win streak	0	-
Attendance	0	93499
Home games-Avg/Game	0-0	7-13357
Neutral site-Avg/Game	-	4-5167

Team Results

Date	Opponent		Score	Att.
11/11/2022	vs Stanford	W	60-50	17927
11/23/2022	vs Dayton	W	43-42	1047
11/24/2022	vs Kansas	Lot	68-69	1185
11/25/2022	vs Southern California	W	64-59	510
12/03/2022	at Marquette	Wot	80-77	17760
12/11/2022	at Iowa	Wot	78-75	12430
01/07/2023	at Illinois	L	69-79	15544
01/14/2023	at Indiana	L	45-63	17222
01/23/2023	at Northwestern	L	63-66	4218
01/25/2023	at Maryland	L	55-73	14407
02/02/2023	at Ohio St.	W	65-60	11918

GAME-BY-GAME STATISTICS

WISCONSIN

Opponent	Date	Score		FG-FGA	PCT	3FG-3FGA	PCT	FT-FTA	PCT	OFF	DEF	TOT	AVG	PF	A	TO	BLK	STL	PTS	AVG
South Dakota	11/07/2022	85-59	W	28-55	.509	12-26	.462	17-23	.739	7	30	37	37.0	15	14	10	4	8	85	85.0
vs Stanford	11/11/2022	60-50	W	22-59	.373	5-20	.250	11-18	.611	9	23	32	34.5	20	9	9	4	11	60	72.5
Green Bay	11/15/2022	56-45	W	16-53	.302	8-19	.421	16-19	.842	15	30	45	38.0	18	8	14	2	6	56	67.0
vs Dayton	11/23/2022	43-42	W	14-59	.237	6-27	.222	9-10	.900	11	28	39	38.3	17	7	10	1	8	43	61.0
vs Kansas	11/24/2022	68-69	Lot	24-62	.387	6-19	.316	14-19	.737	6	29	35	37.6	19	10	6	1	8	68	62.4
vs Southern California	11/25/2022	64-59	W	25-56	.446	10-24	.417	4-8	.500	6	26	32	36.7	7	13	8	1	6	64	62.7
Wake Forest	11/29/2022	75-78	L	24-56	.429	12-28	.429	15-18	.833	6	17	23	34.7	18	14	12	1	7	75	64.4
at Marquette	12/03/2022	80-77	Wot	30-59	.508	12-27	.444	8-13	.615	10	22	32	34.4	20	21	15	1	9	80	66.4
Maryland	12/06/2022	64-59	W	20-47	.426	7-21	.333	17-27	.630	3	27	30	33.9	18	14	8	3	7	64	66.1
at Iowa	12/11/2022	78-75	Wot	33-65	.508	6-22	.273	6-11	.545	4	29	33	33.8	18	17	11	1	12	78	67.3
Lehigh	12/15/2022	78-56	W	31-60	.517	11-21	.524	5-8	.625	11	23	34	33.8	6	16	10	1	6	78	68.3
Western Mich.	12/30/2022	76-66	W	28-54	.519	12-27	.444	8-13	.615	7	21	28	33.3	11	16	4	2	2	76	68.9
Minnesota	01/03/2023	63-60	W	24-55	.436	8-20	.400	7-9	.778	2	22	24	32.6	15	9	9	2	13	63	68.5
at Illinois	01/07/2023	69-79	L	28-64	.438	8-29	.276	5-12	.417	10	24	34	32.7	21	12	9	2	6	69	68.5
Michigan St.	01/10/2023	65-69	L	25-55	.455	9-23	.391	6-8	.750	3	15	18	31.7	18	9	5	1	6	65	68.3
at Indiana	01/14/2023	45-63	L	18-56	.321	5-24	.208	4-11	.364	8	24	32	31.8	11	6	9	0	4	45	66.8
Penn St.	01/17/2023	63-60	W	23-54	.426	7-17	.412	10-16	.625	8	24	32	31.8	13	8	6	2	3	63	66.6
at Northwestern	01/23/2023	63-66	L	22-57	.386	10-31	.323	9-16	.563	10	22	32	31.8	19	16	7	1	3	63	66.4
at Maryland	01/25/2023	55-73	L	21-53	.396	7-17	.412	6-7	.857	7	15	22	31.3	14	11	8	2	2	55	65.8
Illinois	01/28/2023	51-61	L	19-57	.333	9-27	.333	4-7	.571	6	25	31	31.3	18	9	9	0	6	51	65.1
at Ohio St.	02/02/2023	65-60	W	23-55	.418	6-20	.300	13-22	.591	4	22	26	31.0	15	9	8	0	8	65	65.0
Total		1366		498-1191	.418	176-489	.360	194-295	.658	153	498	651	31.0	331	248	187	32	141	1366	65.0
Opponents		1326		492-1124	.438	132-400	.330	210-304	.691	169	582	751	35.8	340	213	258	75	98	1326	63.1

Wisconsin Averages

Games Played	Points/ game	FG Pct	3FG Pct	FT Pct	Rebounds/ game	Assists/ game	Turnovers/ game	Assist/Turnover ratio	Steals/ game	Blocks/ game
21	65.0	41.8	36.0	65.8	31.0	11.8	8.9	1.3	6.7	1.5

GAME-BY-GAME STATISTICS

OPPONENT

Opponent	Date	Score		FG-FGA	PCT	3FG-3FGA	PCT	FT-FTA	PCT	OFF	DEF	TOT	AVG	PF	A	TO	BLK	STL	PTS	AVG
South Dakota	11/07/2022	85-59	W	23-57	.404	2-15	.133	11-17	.647	8	26	34	34.0	20	7	10	2	5	59	59.0
vs Stanford	11/11/2022	60-50	W	17-47	.362	1-16	.063	15-23	.652	7	31	38	36.0	20	6	16	9	5	50	54.5
Green Bay	11/15/2022	56-45	W	15-44	.341	2-14	.143	13-23	.565	3	22	25	32.3	18	6	9	2	9	45	51.3
vs Dayton	11/23/2022	43-42	W	16-53	.302	4-27	.148	6-9	.667	11	34	45	35.5	13	6	17	4	4	42	49.0
vs Kansas	11/24/2022	68-69	Lot	24-62	.387	9-29	.310	12-21	.571	14	36	50	38.4	18	15	13	2	5	69	53.0
vs Southern California	11/25/2022	64-59	W	23-56	.411	11-23	.478	2-6	.333	10	26	36	38.0	14	12	14	5	2	59	54.0
Wake Forest	11/29/2022	75-78	L	29-54	.537	8-24	.333	12-16	.750	9	24	33	37.3	20	8	15	2	3	78	57.4
at Marquette	12/03/2022	80-77	Wot	27-53	.509	9-20	.450	14-20	.700	7	19	26	35.9	16	14	12	1	10	77	59.9
Maryland	12/06/2022	64-59	W	21-55	.382	10-24	.417	7-12	.583	8	29	37	36.0	20	9	14	6	4	59	59.8
at Iowa	12/11/2022	78-75	Wot	27-64	.422	7-27	.259	14-17	.824	10	32	42	36.6	16	18	15	2	8	75	61.3
Lehigh	12/15/2022	78-56	W	25-51	.490	4-14	.286	2-2	1.000	3	17	20	35.1	11	9	13	3	6	56	60.8
Western Mich.	12/30/2022	76-66	W	26-57	.456	12-29	.414	2-5	.400	9	23	32	34.8	15	12	7	1	2	66	61.3
Minnesota	01/03/2023	63-60	W	24-55	.436	5-14	.357	7-11	.636	11	29	40	35.2	10	7	20	2	5	60	61.2
at Illinois	01/07/2023	69-79	L	25-53	.472	10-19	.526	19-26	.731	7	30	37	35.4	14	14	10	6	5	79	62.4
Michigan St.	01/10/2023	65-69	L	23-44	.523	7-13	.538	16-17	.941	4	29	33	35.2	12	10	14	3	3	69	62.9
at Indiana	01/14/2023	45-63	L	29-62	.468	1-8	.125	4-5	.800	9	33	42	35.6	16	10	8	6	4	63	62.9
Penn St.	01/17/2023	63-60	W	22-49	.449	8-20	.400	8-11	.727	4	28	32	35.4	21	10	10	5	3	60	62.7
at Northwestern	01/23/2023	63-66	L	22-51	.431	6-16	.375	16-18	.889	8	27	35	35.4	22	9	6	1	3	66	62.9
at Maryland	01/25/2023	55-73	L	28-50	.560	6-14	.429	11-14	.786	8	24	32	35.2	10	15	8	5	5	73	63.4
Illinois	01/28/2023	51-61	L	22-51	.431	6-20	.300	11-18	.611	7	30	37	35.3	14	7	11	5	2	61	63.3
at Ohio St.	02/02/2023	65-60	W	24-56	.429	4-14	.286	8-13	.615	12	33	45	35.8	20	9	16	3	5	60	63.1
Total		1326		492-1124	.438	132-400	.330	210-304	.691	169	582	751	35.8	340	213	258	75	98	1326	63.1
Wisconsin		1366		498-1191	.418	176-489	.360	194-295	.658	153	498	651	31.0	331	248	187	32	141	1366	65.0

Opponents Averages

Games Played	Points/game	FG Pct	3FG Pct	FT Pct	Rebounds/game	Assists/game	Turnovers/game	Assist/Turnover ratio	Steals/game	Blocks/game
21	63.1	43.8	33.0	69.1	35.8	10.1	12.3	0.8	4.7	3.6

GAME 1: WISCONSIN 85, SOUTH DAKOTA 59

Nov. 7, 2022 • Madison, Wis. • Kohl Center



Official Basketball Box Score - Final
South Dakota at Wisconsin
 11/07/22 Kohl Center, Madison
 2022-23 Men's Basketball

Game Time: 7:30 PM
 Game Duration: 1:58
 Attendance: 14,349

Officials: Larry Scrotto, Brian Anseliger, Rhett Lamoreaux

South Dakota - 59

Record: 0-1

NO. Name	Min	FG	3P	FT	Rebounds	Fouls	TP	AS	TO	ST	Blocks	BA	+/
34 Tasos Kamateros	F 26:29	3-9	0-3	0-0	1 4 5	2 1	6	0	0	1	0	1	-20
2 Damani Hayes	G 22:53	1-3	0-0	0-0	1 6 7	1 0	2	0	0	0	1	1	-19
5 Kruz Perrott-Hunt	G 32:45	10-20	0-2	1-1	1 2 3	4 4	21	3	2	2	0	1	-18
10 A.J. Pitzlweitt	G 26:59	2-5	1-2	3-6	1 3 4	4 3	8	1	4	0	0	0	-21
11 Mason Archambault	G 22:10	1-6	0-3	2-2	0 3 3	3 2	4	0	0	1	0	0	-24
23 Paul Bruns	21:16	2-6	1-4	0-0	0 1 1	5 2	10	0	2	1	1	0	-18
13 Mihal Carcoana	08:42	0-0	0-0	0-0	0 1 1	3 0	0	0	1	0	0	0	-8
55 Jeremiah Coleman	10:32	2-3	0-1	0-2	0 2 2	0 2	4	1	0	0	0	0	-7
3 Max Burchill	17:04	1-3	0-0	0-1	0 1 1	1 1	2	2	0	0	0	0	-6
33 Felix Brostrom	09:58	0-1	0-0	0-0	0 0 0	2 0	0	0	1	0	0	1	-3
22 Keaton Kutcher	01:12	1-1	0-0	0-0	0 0 0	0 0	2	0	0	0	0	0	0
Team					2 1 3				0				
Totals		23-57	2-15	11-17	8 26 34	20 15	59	7	10	5	2	4	-26

Technical Fouls: NONE

Wisconsin - 85

Record: 1-0

NO. Name	Min	FG	3P	FT	Rebounds	Fouls	TP	AS	TO	ST	Blocks	BA	+/
5 Tyler Wahl	F 26:58	5-11	0-3	9-10	3 7 10	2 7	19	4	3	2	1	1	24
22 Steven Crowl	F 24:50	4-8	2-4	2-3	0 3 3	1 2	12	2	1	0	2	0	19
2 Jordan Davis	G 20:40	3-8	0-2	0-1	1 5 6	1 2	6	0	0	0	0	1	14
11 Max Klesmit	G 30:39	3-6	2-3	3-4	0 4 4	2 3	11	0	2	1	0	0	24
23 Chucky Hepburn	G 28:29	5-10	3-5	1-2	0 3 3	2 3	14	3	2	2	0	0	27
0 Jahcobi Neath	08:44	1-1	1-1	0-0	0 1 1	1 0	3	0	0	0	0	0	5
14 Carter Gilmore	12:12	1-1	0-0	0-0	2 1 3	0 0	2	1	1	0	0	0	5
3 Connor Essegian	14:23	2-3	2-3	0-0	0 1 1	2 1	6	1	1	1	0	0	7
4 Kamari McGee	08:02	0-1	0-1	0-0	0 2 2	2 0	0	2	1	1	0	0	-2
35 Markus Iver	09:10	1-2	1-2	2-2	0 2 2	0 1	5	1	0	0	0	0	1
21 Chris Hodges	05:38	0-0	0-0	0-0	0 0 0	0 0	0	0	0	0	1	0	3
10 Isaac Lindsey	05:04	1-2	1-2	0-0	0 1 1	2 0	3	0	0	0	0	0	2
13 Justin Taphorn	02:47	0-0	0-0	0-0	0 0 0	0 0	0	0	0	0	0	0	1
15 Isaac Gard	01:12	0-0	0-0	0-0	0 0 0	0 0	0	0	0	0	0	0	0
30 Ross Candelino	01:12	2-2	0-0	0-1	0 0 0	0 1	4	0	0	0	0	0	0
Team					1 0 1				0				
Totals		28-55	12-26	17-23	7 30 37	15 20	85	14	10	8	4	2	26

Technical Fouls: NONE

Biggest lead	SD	UW
0 (1 st 20:00)	28 (2 nd 0:46)	
Best Scoring Run	7 (1 st 12:21)	10 (2 nd 7:21)
Lead Changes	0	
Times Tied	0	
Time with Lead	00:00	39:50

NOTES: Wisconsin won its home opener for the 7th straight season and the 24th time in the last 25 years...UW is 7-0 in home openers under Greg Gard...Tyler Wahl tallied his 5th career double-double...Max Klesmit, Connor Essegian, Kamari McGee, Chris Hodges, Ross Candelino and Isaac Gard made their UW debuts.

GAME 2: WISCONSIN 60, STANFORD 50

Nov. 11, 2022 • Milwaukee, Wis. • American Family Field



Official Basketball Box Score - Final
Stanford at Wisconsin
 11/11/22 American Family Field, Milwaukee
 2022-23 Men's Basketball

Game Time: 6:30 PM
 Game Duration: 2:05
 Attendance: 17,927

Officials: Eric Curry, Brian Droney, John Higgins

Stanford - 50

Record: 1-1

NO. Name	Min	FG	3P	FT	Rebounds	Fouls	TP	AS	TO	ST	Blocks	BA	+/
22 James Keefe	F 15:44	1-2	0-0	0-0	0 4 4	2 0	2	1	4	1	0	0	-4
23 Brandon Angel	F 29:59	5-11	1-5	3-4	1 2 3	4 3	14	0	1	0	0	2	-9
55 Harrison Ingram	F 32:24	2-8	0-2	2-4	2 6 8	2 5	6	1	3	0	2	1	-5
5 Michael O'Connell	G 28:37	1-5	0-1	1-1	1 4 5	2 1	3	2	1	2	0	0	-10
13 Michael Jones	G 33:16	3-7	0-2	3-5	1 3 4	2 5	9	1	2	0	2	1	-4
1 Isa Silva	11:23	1-1	0-0	1-2	0 0 0	0 4	2	3	0	1	1	0	0
14 Spencer Jones	20:31	3-9	0-5	2-2	1 3 4	2 2	8	1	2	1	4	0	-7
42 Maxime Raynaud	24:16	1-4	0-1	1-2	0 6 6	1 1	3	0	2	0	1	0	-6
10 Max Murrell	03:50	0-0	0-0	2-3	0 0 0	1 1	2	0	0	0	0	0	-5
Team					1 3 4				0				
Totals		17-47	1-16	15-23	7 31 38	20 50	60	6	16	5	9	4	-10

Technical Fouls: Keefe 1st 18:35

Wisconsin - 60

Record: 2-0

NO. Name	Min	FG	3P	FT	Rebounds	Fouls	TP	AS	TO	ST	Blocks	BA	+/
5 Tyler Wahl	F 32:48	6-13	1-2	4-8	1 4 5	2 6	17	0	2	3	0	2	8
22 Steven Crowl	F 33:31	2-6	1-4	4-6	2 9 11	4 3	9	2	2	0	3	1	14
2 Jordan Davis	G 25:02	5-9	1-3	2-3	3 0 3	3 4	13	0	1	1	0	2	12
11 Max Klesmit	G 16:59	0-1	0-0	0-0	0 3 3	4 0	0	1	0	1	0	0	5
23 Chucky Hepburn	G 34:58	6-13	0-5	1-1	0 2 2	1 1	11	5	1	3	0	1	12
3 Connor Essegian	23:01	3-9	2-4	0-0	0 2 2	1 2	8	0	0	0	0	1	5
0 Jahcobi Neath	15:03	0-3	0-1	0-0	0 0 0	0 0	1	0	1	2	1	0	0
14 Carter Gilmore	12:07	1-4	0-0	0-0	0 1 1	3 2	2	0	0	2	1	1	-2
10 Isaac Lindsey	03:20	0-0	0-0	0-0	0 0 0	0 1	1	0	0	0	0	0	0
21 Chris Hodges	01:34	0-1	0-0	0-0	1 0 1	0 0	0	0	0	0	0	0	1
4 Kamari McGee	01:37	0-0	0-0	0-0	0 0 0	0 0	1	0	0	0	0	0	-2
Team					2 2 4				0		1		
Totals		22-59	5-20	11-18	9 23 32	20 60	60	9	9	11	4	9	10

Technical Fouls: NONE

Biggest lead	Stan	UW
1 (1 st 15:02)	13 (1 st 1:08)	
Best Scoring Run	6 (1 st 15:02)	8 (1 st 1:08)
Lead Changes	6	
Times Tied	3	
Time with Lead	02:17	36:32

Points from Turnovers	Stan	UW
10	18	
Paint	30	26
Second Chance	10	8
Fast Breaks	2	6
Bench	16	10

NOTES: Wisconsin opened the season 2-0 for the 3rd straight year and the 5th time in the last 6 years...UW improved to 64-57 all-time in the city of Milwaukee... Tyler Wahl scored in double figures in back-to-back games reaching the mark for the 26th time in his career...Steven Crowl set new career highs with 11 rebounds and 3 blocks...Jordan Davis scored a career-high 13 points.

GAME 3: WISCONSIN 56, GREEN BAY 45

Nov. 15, 2022 • Madison, Wis. • Kohl Center



Official Basketball Box Score - Final
Green Bay at Wisconsin
 11/15/22 Kohl Center, Madison
 2022-23 Men's Basketball

Game Time: 8:00 PM
 Game Duration: 1:57
 Attendance: 14,524

Officials: Bill B, Lewis Garrison, Rob Kuenenren

Green Bay - 45

Record: 0-3

NO. Name	Min	FG	3P	FT	Rebounds	Fouls	TP	AS	TO	ST	Blocks	BA	+/
3 Clarence Cummings III	F 33:29	2-10	0-3	2-4	0 1 1	4 2	6	1	1	2	1	2	-7
11 Cade Meyer	F 28:00	5-8	0-1	3-4	0 1 3	2 3	13	0	0	1	0	0	-4
24 Brock Heffner	F 20:59	1-6	0-2	1-2	1 1 2	3 1	3	0	0	1	0	0	-5
4 Davin Zeigler	G 20:04	0-3	0-1	1-2	0 5 5	3 2	1	2	0	0	0	0	-14
55 Nate Jenkins	G 24:42	0-1	0-1	0-0	0 4 4	1 1	0	0	1	0	0	0	-5
1 Randy Tucker	15:10	1-4	0-2	0-0	0 1 1	2 0	2	0	0	0	0	0	-6
0 Garren Davis	23:00	1-5	0-2	2-4	0 2 2	1 4	4	2	1	2	0	0	-3
5 Zae Blake	26:22	5-5	2-2	3-5	0 4 4	1 3	15	0	1	4	0	0	-7
13 Donovan Short	08:14	0-1	0-0	1-2	1 0 1	1 2	1	1	2	0	0	0	-12
Team					1 1 2				0				
Totals		15-44	2-14	13-23	3 22 25	18 18	45	6	9	9	2	2	-11

Technical Fouls: NONE

Wisconsin - 56

Record: 3-0

NO. Name	Min	FG	3P	FT	Rebounds	Fouls	TP	AS	TO	ST	Blocks	BA	+/
5 Tyler Wahl	F 23:49	2-11	0-1	4-4	2 7 9	4 5	8	0	4	0	0	1	6
22 Steven Crowl	F 28:14	3-6	1-1	2-3	4 5 9	0 3	9	0	2	0	1	0	1
2 Jordan Davis	G 32:59	3-7	3-6	2-2	1 2 3	0 1	11	1	0	2	1	0	13
11 Max Klesmit	G 35:57	2-5	2-4	3-4	1 4 5	1 6	9	1	0	2	0	0	12
23 Chucky Hepburn	G 24:19	2-14	1-3	3-4	3 4 7	3 2	8	3	2	0	0	1	10
14 Carter Gilmore	20:44	2-4	1-1	0-0	2 3 5	4 0	5	1	2	1	0	0	12
35 Markus Iver	10:28	1-2	0-1	0-0	0 1 1	1 2	0	0	1	1	0	0	7
3 Connor Essegian	07:29	0-1	0-0	2-2	0 1 1	0 0	2	0	2	0	0	0	-1
0 Jahcobi Neath	04:38	0-0	0-0	0-0	0 0 0	1 0	0	0	0	0	0	0	-2
4 Kamari McGee	05:30	0-0	0-0	0-0	0 0 0	1 0	0	0	1	1	0	0	-6
10 Isaac Lindsey	05:25	1-3	0-2	0-0	1 1 2	2 0	2	1	0	0	0	0	4
21 Chris Hodges	00:28	0-0	0-0	0-0	0 0 0	1 0	0	0	0	0	0	0	-1
Team					1 2 3				0				
Totals		16-53	8-19	16-19	15 30 45	18 18	56	8	14	6	2	2	11

Technical Fouls: NONE

	UWGB	UW
Biggest lead	2 (1 st 19:24)	19 (2 nd 19:18)
Best Scoring Run	8 (2 nd 13:13)	11 (1 st 4:08)
Lead Changes		3
Times Tied		0
Time with Lead	04:26	34:58

Points from	UWGB	UW
Turnovers	8	10
Paint	22	16
Second Chance	2	17
Fast Breaks	0	5
Bench	22	11

Period by Period Scoring			
	1st	2nd	TOT
UWGB	15	30	45
UW	32	24	56

GAME 5: #3 KANSAS 69, WISCONSIN 68 (OT)

Nov. 24, 2022 • Paradise Island, Bahamas • Imperial Arena



Official Basketball Box Score - Final
Wisconsin at Kansas
 11/24/22 Atlanta Resort - Imperial Arena, Paradise Island
 2022 Bad Boy Mowers Battle 4 Atlanta

Game Time: 11:00 AM
 Game Duration: 2:17
 Attendance: 1,185

Officials: Mike Roberts, Raymie Shyons, Bret Smith

Wisconsin - 68		Record: 4-1														
NO.	Name	Min	FG M/A	3P M/A	FT M/A	Rebounds OR DR TO	Fouls PF F	TP	AS	TO	ST	Blocks BS BA	Shooting By Period			
5	Tyler Wahl	F 35:00	8-19	0-1	7-8	3 7 10	4 8	23	2	2	3	0	0	10	1 st FG 3PT% 8-26 30.8%	
22	Steven Crowl	F 34:49	2-6	0-2	0-1	0 6 6	0 2	4	3	0	0	1	0	-10	3PT% 2-8 25.0%	
2	Jordan Davis	G 17:28	0-5	0-3	0-0	0 4 4	1 0	0	0	0	0	0	0	-8	2 nd FG 3PT% 14-29 48.3%	
11	Max Klesmit	G 43:08	4-6	2-3	3-4	0 1 1	2 2	13	2	0	1	0	0	2	3PT% 4-9 44.4%	
23	Chucky Hepburn	G 33:02	2-9	1-1	1-2	1 3 4	3 1	6	1	3	1	0	1	-3	FT 11-13 84.6%	
3	Connor Essegian	31:05	6-12	3-7	2-2	1 4 5	2 4	17	1	1	1	0	1	5	OT-FG% 2-7 28.6%	
14	Carter Gilmore	14:09	2-3	0-0	0-0	1 1 2	2 0	4	0	0	2	0	0	2	3PT% 0-2 0.0%	
4	Kamari McGee	04:44	0-0	0-0	0-0	0 1 1	3 0	0	0	0	0	0	0	0	FT% 1-1 100%	
35	Markus Iler	04:21	0-1	0-1	0-0	0 0 0	1 0	0	0	0	0	0	0	-5	GM FG% 24-62 38.7%	
10	Isaac Lindsey	07:14	0-1	0-1	1-2	0 1 1	1 1	1	0	0	0	0	0	2	3PT% 6-19 31.6%	
Team						0 1 1		0	0						FT 14-19 73.7%	
Totals			24-62	6-19	14-19	6 29 35	19 18	68	10	6	8	1	2	-1	Dead Ball Rebounds: 7.0	

Technical Fouls: Essegian 1st 14:12 Klesmit 2nd 5:21

Dead Ball Rebounds: 1, 0

Kansas - 69		Record: 6-0														
NO.	Name	Min	FG	3P	FT	Rebounds	Fouls	TP	AS	TO	ST	Blocks	BS	BA	+/-	
10	Jalen Wilson	F 40:01	9-20	2-6	9-14	0	14	14	1	10	29	1	3	0	0	-2
24	KJ Adams, Jr.	F 32:24	2-2	0-0	2-4	3	3	6	4	2	6	1	2	1	0	-4
3	Dajuan Harris	G 38:02	2-7	1-1	0-1	2	1	3	3	5	7	4	3	1	1	2
4	Grady Dick	G 34:46	3-8	3-7	0-0	1	4	5	1	2	9	0	0	0	0	-8
15	Kevin McCullar	G 36:12	7-16	3-9	1-2	4	5	9	5	2	18	3	1	1	1	0
1	Joseph Yesulu	09:14	0-2	0-1	0-0	0	1	1	2	0	0	0	0	0	0	9
21	Zach Clemence	12:36	0-6	0-5	0-0	1	2	3	1	0	0	1	1	0	0	5
0	Bobby Pettiford	19:20	1-1	0-0	0-0	1	1	2	1	0	2	2	2	0	0	3
11	MJ Rice	02:25	0-0	0-0	0-0	0	0	0	0	0	0	0	0	0	0	0
Team						2	5	7			0	0				
Totals			24-62	9-29	12-21	14	36	50	18	19	69	15	13	5	2	1

Shooting By Period		
1 st FG	10-32	37.5%
2 nd FG	6-17	35.3%
3 rd FG	9-25	36.0%
4 th FG	10-24	41.7%
3PT ¹	3-9	33.3%
3PT ²	7-14	50.0%
FT	2-6	33.3%
3PT ³	5-11	45.5%
3PT ⁴	2-2	100%
GM FG	24-62	38.7%
3PT ¹	9-29	31.0%
FT	12-21	57.1%

Technical Fouls: NONE

Dead Ball Rebounds: 4, 0

WIS		KAN	
Biggest lead	3 (1 st 14:48)	15 (2 nd 15:46)	
Best Scoring Run	11 (2 nd 0:23)	10 (2 nd 3:40)	
Lead Changes	10		
Times Tied	8		
Time with Lead	05:35	33:15	

Points from		WIS	KAN
Turnovers		13	4
Paint		34	26
Second Chance		10	11
Fast Breaks		5	7
Bench		22	2

Period by Period Scoring				
	1st	2nd	OT1	TOT
S	20	43	5	68
N	33	30	6	69

GAME 6: WISCONSIN 64, USC 59

Nov. 25, 2022 • Paradise Island, Bahamas • Imperial Arena



Official Basketball Box Score - Final
Southern California at Wisconsin
 11/25/22 Atlanta Resort - Imperial Arena, Paradise Island
 2022 Bad Boy Mowers Battle 4 Atlanta

Game Time: 1:00 PM
 Game Duration: 1:48
 Attendance: 510

Officials: Tony Padilla, Bert Smith, Bret Smith

Southern California - 59			Record: 4-3													
NO. NAME	Min	FG	3P	FT	Rebounds	Fouls	TP	AS	TO	ST	Blocks	BS	BA	+/-		
		M-A	M-A	O-R	D T	PF	FD									
24 Joshua Morgan	32:06	1-1	0-0	0	2 3	5	0	1	2	1	0	1	0	15		
2 Reese Dixon-Waters	G 19:50	3-7	1-4	0	2 2	4	3	0	7	0	3	0	0	0		
5 Boogie Ellis	G 30:00	6-16	3-8	0-1	0 4	4	3	1	15	2	2	0	0	-1		
13 Drew Peterson	G 31:43	6-15	5-6	0	3 7	10	2	0	17	3	5	0	1	-11		
22 Tre White	G 25:41	3-6	0-0	1-2	0 5	5	1	1	7	0	0	1	0	-1		
0 Kobe Johnson	29:04	3-7	2-3	0-1	0 3	3	0	2	8	5	1	0	3	-1		
30 Harrison Homery	14:14	0-2	0-2	1-2	1 1	2	3	2	1	0	0	0	1	-6		
33 Kijani Wright	07:34	0-0	0-0	0-0	0 0	0	0	0	0	1	0	0	0	-18		
1 Malik Thomas	08:51	1-2	0-0	0-0	0 0	0	0	0	2	0	0	1	0	-2		
4 Oziyah Sellers	00:57	0-0	0-0	0-0	0 0	0	0	0	0	0	0	0	0	0		
Team					2	1	3		0	1						
Totals		23-56	11-23	2-6	10	26	36	14	7	59	12	14	2	5	-1	

Shooting By Period		
1 st FG	13-26	50.0%
1 st 3PT	6-13	46.2%
1 st FT	2-5	40%
2 nd FG	10-30	33.3%
2 nd 3PT	5-10	50%
2 nd FT	0-1	0%
3 rd FG	23-56	41.1%
3 rd 3PT	11-23	47.8%
3 rd FT	2-6	33.3%
Dead Ball Rebounds: 1-0		

Technical Fouls: Ellis 2nd 19:29

Wisconsin - 64		Record: 5-1														
NO.	NAME	Min	FG	3P	FT	Rebounds	Fouls	TP	AS	TO	ST	Blocks	BS	BA	+/-	
5	Tyler Wahl	F 35:22	6-12	0-1	2-3	1	8	9	0	6	14	3	2	0	0	2
22	Steven Crowl	F 30:14	3-10	1-5	1-3	2	5	7	0	3	8	3	1	0	1	12
2	Jordan Davis	G 24:55	3-5	1-3	1-1	1	2	3	0	1	8	1	0	1	0	12
11	Max Klesmit	G 30:50	0-2	0-1	0-0	0	1	1	3	0	0	2	1	0	0	0
23	Chucky Hepburn	G 31:06	7-13	3-5	0-1	0	2	2	0	0	17	4	1	2	0	-6
3	Connor Essegian	25:27	4-8	4-8	0-0	0	4	4	1	4	12	0	1	1	0	1
14	Carter Gilmore	12:19	1-3	0-1	0-0	0	1	1	1	2	0	0	0	1	0	0
35	Markus Iler	02:05	0-0	0-0	0-0	0	1	1	2	0	0	0	0	1	0	-4
10	Isaac Lindsey	07:42	1-3	1-2	0-0	0	0	0	0	0	3	0	0	1	0	1
Team						2	2	4		0	1					
Totals			25-56	10-24	4-8	6	26	32	7	14	64	13	8	6	1	5
Shooting By Period																
1st FG% 14-28 50.0%																
2nd FG% 7-16 43.8%																
3rd FG% 1-2 50%																
4th FG% 11-28 39.3%																
1st FT% 3-8 37.5%																
2nd FT% 3-6 50%																
GM FG% 25-56 44.6%																
3rd FT% 10-24 41.7%																
4th FT% 4-8 50%																
Dead Ball Rebounds: 3, 0																

Technical Fouls: NONE

USC		WIS	
Biggest lead	7 (1 st 6:59)	5 (2 nd 1:07)	
Best Scoring Run	8 (2 nd 16:25)	8 (2 nd 1:07)	
Lead Changes	10		
Times Tied	7		
Time with Lead	20:31	13:11	

Points from		USC	WIS
Turnovers		18	15
Paint		12	26
Second Chance		10	5
Fast Breaks		10	11
Bench		11	17

Period by Period Scoring			
	1st	2nd	TOT
USC	34	25	59
WIS	36	28	64

GAME 7: WAKE FOREST 78, WISCONSIN 75

Nov. 29, 2022 • Madison, Wis. • Kohl Center



Official Basketball Box Score - Final
Wake Forest at Wisconsin
 11/29/22 Kohl Center, Madison
 2022-23 Men's Basketball

Game Time: 8:00 PM
 Game Duration: 2:15
 Attendance: 14,435

Officials: D.J. Carlensen, Courtney Green, Don Daly

Wake Forest - 78		Record: 7-1														Shooting By Period		
NO.	Name	Min	FG	3P	FT	Rebounds	Fouls	TP	AS	TO	ST	Blocks	BS	BA	+/-			
11	Andrew Carr	F 14:41	1-3	1-2	0-0	1	2	3	4	0	3	0	2	1	1	0	16	
25	Zach Keller	F 10:10	1-1	0-0	0-0	1	2	3	1	0	2	0	0	0	0	0	-8	
1	Tyree Appleby	G 40:00	11-16	4-6	6-6	1	3	4	0	6	32	5	3	0	0	0	3	
2	Cameron Hildreth	G 31:19	5-10	0-2	5-6	2	5	7	4	15	2	5	0	0	1	6	6	
30	Damari Monsanto	G 32:39	5-13	2-8	1-3	1	1	2	3	4	13	0	1	2	0	0	10	
33	Matthew Marsh	23:42	4-4	0-0	0-1	2	7	9	3	2	8	0	1	0	0	0	15	
4	Daivien Williamson	20:33	1-4	1-4	0-0	0	0	0	0	3	3	0	0	0	0	0	-4	
34	Bobbi Klinton	21:00	0-2	0-2	0-0	0	1	1	1	1	0	1	1	0	0	0	-17	
10	Jao Ituka	00:00	0-0	0-0	0-0	0	0	0	0	0	0	0	0	0	0	0	0	
20	Davion Bradford	05:56	1-1	0-0	0-0	0	1	1	4	0	2	0	2	0	0	0	-6	
Team						1	2	3			0	0						
Totals			29-54	8-24	12-16	9	24	33	20	18	78	8	15	3	2	1	3	
Technical Fouls: NONE																		

Technical Fouls: NONE

Dead Ball Rebounds: 2, 0

Wisconsin - 75		Record: 5-2															
NO.	Name	Min	FG	3P	FT	Rebounds	Fouls	TP	AS	TO	ST	Blocks	BS	BA	+/-		
5	Tyler Wahl	F 30:55	6-14	0-1	5-5	1	3	4	3	9	17	2	2	0	0	-1	
22	Steven Crowl	F 29:24	5-9	2-3	3-4	1	6	7	3	2	15	3	2	0	1	0	
2	Jordan Davis	G 14:18	1-2	1-2	0-0	0	1	1	5	0	3	0	0	0	0	-4	
11	Max Klesmit	G 36:07	1-3	0-2	0-0	0	1	1	2	2	2	3	1	3	0	0	
23	Chucky Hepburn	G 34:51	7-18	6-12	3-4	1	2	3	3	2	23	2	3	0	0	-4	
3	Connor Essegian	23:00	3-7	2-5	4-4	2	2	4	3	3	12	2	3	0	0	-1	
14	Carter Gilmore	17:50	0-1	0-1	0-1	0	1	1	0	2	0	0	1	0	0	-2	
1	Isaac Lindsey	11:45	1-2	1-2	0-0	1	0	1	0	0	3	0	1	0	0	-6	
35	Markus Iliker	01:51	0-0	0-0	0-0	0	0	0	0	0	0	0	0	0	0	-2	
Team						0	1	1			0	1					
Totals			24-56	12-28	15-18	6	17	23	18	20	75	14	12	7	1	2	-3
																Shooting By Period	
																1st FG 30% 5-12 44.4%	
																2nd FG 12% 2-17 11.8%	
																3rd FG 5% 1-20 5.0%	
																4th FG 10% 2-20 10.0%	
																5th FG 10% 2-20 10.0%	
																6th FG 10% 2-20 10.0%	
																7th FG 10% 2-20 10.0%	
																8th FG 10% 2-20 10.0%	
																9th FG 10% 2-20 10.0%	
																10th FG 10% 2-20 10.0%	
																11th FG 10% 2-20 10.0%	
																12th FG 10% 2-20 10.0%	
																13th FG 10% 2-20 10.0%	
																14th FG 10% 2-20 10.0%	
																15th FG 10% 2-20 10.0%	
																16th FG 10% 2-20 10.0%	
																17th FG 10% 2-20 10.0%	
																18th FG 10% 2-20 10.0%	
																19th FG 10% 2-20 10.0%	
																20th FG 10% 2-20 10.0%	
																21st FG 10% 2-20 10.0%	
																22nd FG 10% 2-20 10.0%	
																23rd FG 10% 2-20 10.0%	
																24th FG 10% 2-20 10.0%	
																25th FG 10% 2-20 10.0%	
																26th FG 10% 2-20 10.0%	
																27th FG 10% 2-20 10.0%	
																28th FG 10% 2-20 10.0%	
																29th FG 10% 2-20 10.0%	
																30th FG 10% 2-20 10.0%	
																31st FG 10% 2-20 10.0%	
																32nd FG 10% 2-20 10.0%	
																33rd FG 10% 2-20 10.0%	
																34th FG 10% 2-20 10.0%	
																35th FG 10% 2-20 10.0%	
																36th FG 10% 2-20 10.0%	
																37th FG 10% 2-20 10.0%	
																38th FG 10% 2-20 10.0%	
																39th FG 10% 2-20 10.0%	
																40th FG 10% 2-20 10.0%	
																41st FG 10% 2-20 10.0%	
																42nd FG 10% 2-20 10.0%	
																43rd FG 10% 2-20 10.0%	
																44th FG 10% 2-20 10.0%	
																45th FG 10% 2-20 10.0%	
																46th FG 10% 2-20 10.0%	
																47th FG 10% 2-20 10.0%	
																48th FG 10% 2-20 10.0%	
																49th FG 10% 2-20 10.0%	
																50th FG 10% 2-20 10.0%	
																51st FG 10% 2-20 10.0%	
																52nd FG 10% 2-20 10.0%	
																53rd FG 10% 2-20 10.0%	
																54th FG 10% 2-20 10.0%	
																55th FG 10% 2-20 10.0%	
																56th FG 10% 2-20 10.0%	
																57th FG 10% 2-20 10.0%	
																58th FG 10% 2-20 10.0%	
																59th FG 10% 2-20 10.0%	
																60th FG 10% 2-20 10.0%	
																61st FG 10% 2-20 10.0%	
																62nd FG 10% 2-20 10.0%	
																63rd FG 10% 2-20 10.0%	
																64th FG 10% 2-20 10.0%	
																65th FG 10% 2-20 10.0%	
																66th FG 10% 2-20 10.0%	
																67th FG 10% 2-20 10.0%	
																68th FG 10% 2-20 10.0%	
																69th FG 10% 2-20 10.0%	
																70th FG 10% 2-20 10.0%	
																71st FG 10% 2-20 10.0%	
																72nd FG 10% 2-20 10.0%	
																73rd FG 10% 2-20 10.0%	
																74th FG 10% 2-20 10.0%	
																75th FG 10% 2-20 10.0%	
																76th FG 10% 2-20 10.0%	
																77th FG 10% 2-20 10.0%	
																78th FG 10% 2-20 10.0%	
																79th FG 10% 2-20 10.0%	
																80th FG 10% 2-20 10.0%	
																81st FG 10% 2-20 10.0%	
																82nd FG 10% 2-20 10.0%	
																83rd FG 10% 2-20 10.0%	
																84th FG 10% 2-20 10.0%	
																85th FG 10% 2-20 10.0%	
																86th FG 10% 2-20 10.0%	
																87th FG 10% 2-20 10.0%	
																88th FG 10% 2-20 10.0%	
																89th FG 10% 2-20 10.0%	
																90th FG 10% 2-20 10.0%	
																91st FG 10% 2-20 10.0%	
																92nd FG 10% 2-20 10.0%	
																93rd FG 10% 2-20 10.0%	
																94th FG 10% 2-20 10.0%	
																95th FG 10% 2-20 10.0%	
																96th FG 10% 2-20 10.0%	
																97th FG 10% 2-20 10.0%	
																98th FG 10% 2-20 10.0%	
																99th FG 10% 2-20 10.0%	
																100th FG 10% 2-20 10.0%	
																101st FG 10% 2-20 10.0%	
																102nd FG 10% 2-20 10.0%	
																103rd FG 10% 2-20 10.0%	
																104th FG 10% 2-20 10.0%	
																105th FG 10% 2-20 10.0%	
																106th FG 10% 2-20 10.0%	
																107th FG 10% 2-20 10.0%	
																108th FG 10% 2-20 10.0%	
																109th FG 10% 2-20 10.0%	
																110th FG 10% 2-20 10.0%	
																111th FG 10% 2-20 10.0%	
																112th FG 10% 2-20 10.0%	
																113th FG 10% 2-20 10.0%	
																114th FG 10% 2-20 10.0%	
																115th FG 10% 2-20 10.0%	
																116th FG 10% 2-20 10.0%	
																117th FG 10% 2-20 10.0%	
																118th FG 10% 2-20 10.0%	
																119th FG 10% 2-20 10.0%	
																120th FG 10% 2-20 10.0%	
																121st FG 10% 2-20 10.0%	
																122nd FG 10% 2-20 10.0%	
																123rd FG 10% 2-20 10.0%	
																124th FG 10% 2-20 10.0%	
																125th FG 10% 2-20 10.0%	
																126th FG 10% 2-20 10.0%	
																127th FG 10% 2-20 10.0%	
																128th FG 10% 2-20 10.0%	
																129th FG 10% 2-20 10.0%	
																130th FG 10% 2-20 10.0%	
																131st FG 10% 2-20 10.0%	
																132nd FG 10% 2-20 10.0%	
																133rd FG 10% 2-20 10.0%	
																134th FG 10% 2-20 10.0%	
																135th FG 10% 2-20 10.0%	
																136th FG 10% 2-20 10.0%	
																137th FG 10% 2-20 10.0%	
																138th FG 10% 2-20 10.0%	
																139th FG 10% 2-20 10.0%	
																140th FG 10% 2-20 10.0%	
																141st FG 10% 2-20 10.0%	
																142nd FG 10% 2-20 10.0%	
																143rd FG 10% 2-20 10.0%	
																144th FG 10% 2-20 10.0%	
																145th FG 10% 2-20 10.0%	
																146th FG 10% 2-20 10.0%	
																147th FG 10% 2-20 10.0%	
																148th FG 10% 2-20 10.0%	
																149th FG 10% 2-20 10.0%	
																150th FG 10% 2-20 10.0%	
																151st FG 10% 2-20 10.0%	
																152nd FG 10% 2-20 10.0%	
																153rd FG 10% 2-20 10.0%	
																154th FG 10% 2-20 10.0%	
																155th FG 10% 2-20 10.0%	
																156th FG 10% 2-20 10.0%	
																157th FG 10% 2-20 10.0%	
																158th FG 10% 2-20 10.0%	
																159th FG 10% 2-20 10.0%	
																160th FG 10% 2-20 10.0%	
																161st FG 10% 2-20 10.0%	
																162nd FG 10% 2-20 10.0%	
																163rd FG 10% 2-20 10.0%	
																164th FG 10% 2-20 10.0%	
																165th FG 10% 2-20 10.0%	
																166th FG 10% 2-20 10.0%	
																167th FG 10% 2-20 10.0%	
																168th FG 10% 2-20 10.0%	
																169th FG 10% 2-20 10.0%	
																170th FG 10% 2-20 10.0%	
																171st FG 10% 2-20 10.0%	
																172nd FG 10% 2-20 10.0%	
																173rd FG 10% 2-20 10.0%	
																174th FG 10% 2-20 10.0%	
																175th FG 10% 2-20 10.0%	
																176th FG 10% 2-20 10.0%	
																177th FG 10% 2-20 10.0%	
																178th FG 10% 2-20 10.0%	
																179th FG 10% 2-20 10.0%	
																180th FG 10% 2-20 10.0%	
																181st FG 10% 2-20 10.0%	
																182nd FG 10% 2-20 10.0%	
																183rd FG 10% 2-20 10.0%	
																184th FG 10% 2-20 10.0%	
																185th FG 10% 2-20 10.0%	
																186th FG 10% 2-20 10.0%	
																187th FG 10% 2-20 10.0%	
																188th FG 10% 2-20 10.0%	
																189th FG 10% 2-20 10.0%	
																190th FG 10% 2-20 10.0%	
																191st FG 10% 2-20 10.0%	
																192nd FG 10% 2-20 10.0%	
																193rd FG 10% 2-20 10.0%	
																194th FG 10% 2-20 10.0%	
																195th FG 10% 2-20 10.0%	
																196th FG 10% 2-20 10.0%	
																197th FG 10% 2-20 10.0%	
																198th FG 10% 2-20 10.0%	
																199th FG 10% 2-20 10.0%	
																200th FG 10% 2-20 10.0%	
																201st FG 10% 2-20 10.0%	
																202nd FG 10% 2-20 10.0%	
																203rd FG 10% 2-20 10.0%	
																204th FG 10% 2-20 10.0%	
																205th FG 10% 2-20 10.0%	
																206th FG 10% 2-20 10.0%	
																207th FG 10% 2-20 10.0%	
																208th FG 10% 2-20 10.0%	
																209th FG 10% 2-20 10.0%	
																210th FG 10% 2-20 10.0%	
																211st FG 10% 2-20 10.0%	
																212nd FG 10% 2-20 10.0%	
																213rd FG 10% 2-20 10.0%	
																214th FG 10% 2-20 10.0%	
																215th FG 10% 2-20 10.0%	
																216th FG 10% 2-20 10.0%	
																217th FG 10% 2-20 10.0%	
																218th FG 10% 2-20 10.0%	
																219th FG 10% 2-20 10.0%	
																220th FG 10% 2-20 10.0%	
																221st FG 10% 2-20 10.0%	
																222nd FG 10% 2-20 10.0%	
																223rd FG 10% 2-20 10.0%	
																224th FG 10% 2-20 10.0%	
																225th FG 10% 2-20 10.0%	
																226th FG 10% 2-20 10.0%	
																227th FG 10% 2-20 10.0%	
																228th FG 10% 2-20 10.0%	
																229th FG 10% 2-20 10.0%	
																230th FG 10% 2-20 10.0%	
																231st FG 10% 2-20 10.0%	
																232nd FG 10% 2-20 10.0%	
																233rd FG 10% 2-20 10.0%	
																234th FG 10% 2-20 10.0%	
																235th FG 10% 2-20 10.0%	
																236th FG 10% 2-20 10.0%	
																237th FG 10% 2-20 10.0%	
																238th FG 10% 2-20 10.0%	
																239th FG 10% 2-20 10.0%	
																240th FG 10% 2-20 10.0%	
																241st FG 10% 2-20 10.0%	
																242nd FG 10% 2-20 10.0%	
																243rd FG 10% 2-20 10.0%	
																244th FG 10% 2-20 10.0%	
																245th FG 10% 2-20 10.0%	
																246th FG 10% 2-20 10.0%	
																247th FG 10% 2-20 10.0%	
																248th FG 10% 2-20 10.0%	
																249th FG 10% 2-20 10.0%	
																250th FG 10% 2-20 10.0%	
																251st FG 10% 2-20 10.0%	
																252nd FG 10% 2-20 10.0%	
																253rd FG 10% 2-20 10.0%	
																254th FG 10% 2-20 10.0%	
																255th FG 10% 2-20 10.0%	
																256th FG 10% 2-20 10.0%	
																257th FG 10% 2-20 10.0%	
																258th FG 10% 2-20 10.0%	
																259th FG 10% 2-20 10.0%	
																260th FG 10% 2-20 10.0%	
																261st FG 10% 2-20 10.0%	
																262nd FG 10% 2-20 10.0%	
																263rd FG 10% 2-20 10.0%	
																264th FG 10% 2-20 10.0%	
																265th FG 10% 2-20 10.0%	
																266th FG 10% 2-20 10.0%	
																267th FG 10% 2-20 10.0%	
																268th FG 10% 2-20 10.0%	
																269th FG 10% 2-20 10.0%	
																270th FG 10% 2-20 10.0%	
																271st FG 10% 2-20 10.0%	
																272nd FG 10% 2-20 10.0%	
																273rd FG 10% 2-20 10.0%	
																274th FG 10% 2-20 10.0%	
																275th FG 10% 2-20 10.0%	
																276th FG 10% 2-20 10.0%	
																277th FG 10% 2-20 10.0%	
																278th FG 10% 2-20 10.0%	
																279th FG 10% 2-20 10.0%	
																280th FG 10% 2-20 10.0%	
																281st FG 10% 2-20 10.0%	
																282nd FG 10% 2-20 10.0%	
																283rd FG 10% 2-20 10.0%	
																284th FG 10% 2-20 10.0%	
																285th FG 10% 2-20 10.0%	
																286th FG 10% 2-20 10.0%	
																287th FG 10% 2-20 10.0%	
																288th FG 10% 2-20 10.0%	
																289th FG 10% 2-20 10.0%	
																290th FG 10% 2-20 10.0%	
																291st FG 10% 2-20 10.0%	
																292nd FG 10% 2-20 10.0%	
																293rd FG 10% 2-20 10.0%	
																294th FG 10% 2-20 10.0%	
																295th FG 10% 2-20 10.0%	
																296th FG 10% 2-20 10.0%	
																297th FG 10% 2-20 10.0%	
																298th FG 10% 2-20 10.0%	
																299th FG 10% 2-20 10.0%	
																300th FG 10% 2-20 10.0%	
																301st FG 10% 2-20 10.0%	
																302nd FG 10% 2-20 10.0%	
																303rd FG 10% 2-20 10.0%	
																304th FG 10% 2-20 10.0%	
																305th FG 10% 2-20 10.0%	
																306th FG 10% 2-20 10.0%	
																307th FG 10% 2-20	

GAME 9: WISCONSIN 64, #13 MARYLAND 59

Dec. 6, 2022 • Madison, Wis. • Kohl Center

Official Basketball Box Score - Final
Maryland at Wisconsin
12/06/22 Kohl Center, Madison
2022-23 Men's BasketballGame Time: 8:00 PM
Game Duration: 2:07

Officials: D.J. Carstensen, Larry Sciroto, Chris Beaser

Maryland - 59 Record: 8-1 (1-1)

NO. Name	Min	FG	3P	FT	Rebounds	Fouls	TP	AS	TO	ST	Blocks	BS	BA	+/
10 Julian Reese	F 31:00	4-6	0-0	2-4	1 5 6 4	4 4	10	2	3	0	2	0	2	2
24 Dontae Scott	F 34:37	3-14	2-7	1-3	1 9 10	3 6	9	2	2	1	3	1	-5	
0 Donald Carey	G 27:03	2-5	2-5	2-2	0 5 5 5	1 1	8	1	3	0	0	0	2	
1 Jahmir Young	G 29:39	6-13	3-5	2-3	3 1 4 1	1 5	17	1	3	2	0	1	-11	
13 Hakim Hart	G 31:51	2-10	1-4	0-0	3 6 9 1	2 5	2	2	2	0	0	1	-2	
2 Jahmir Long	19:11	1-2	1-2	0-0	0 1 1 2	0 2	3	1	0	0	0	0	-4	
15 Patrick Emilien	14:04	1-3	0-0	0-0	0 1 1 2	0 2	0	1	1	1	0	0	-6	
23 Ian Martinez	12:35	2-2	1-1	0-0	0 2 2 2	0 5	0	0	0	0	0	0	-1	
Team					0 0 0 0		0	0	0	0	0	0		
Totals		21-55	10-24	7-12	8 29 37	20 18	59	9	14	4	6	3	-5	

Technical Fouls: NONE

Wisconsin - 64 Record: 7-2 (1-0)

NO. Name	Min	FG	3P	FT	Rebounds	Fouls	TP	AS	TO	ST	Blocks	BS	BA	+/
5 Tyler Wahl	F 28:48	3-10	0-1	3-7	0 5 5 5	5 5	9	3	3	1	2	3	6	
22 Steven Crowl	F 29:23	4-7	0-3	4-6	0 6 6 3	1 12	3	1	1	0	0	0	-4	
2 Jordan Davis	G 22:58	3-5	1-3	1-2	1 1 1 2	3 3	8	0	0	1	0	0	4	
11 Max Klesmit	G 34:27	2-6	1-3	2-2	0 3 3 2	3 3	7	2	1	2	0	1	-1	
23 Chucky Hepburn	G 36:20	4-8	2-4	3-3	0 4 4 3	3 3	13	2	2	1	0	1	8	
3 Connor Essegian	22:06	2-7	2-5	2-2	0 1 1 0	2 8	3	0	1	0	1	0	7	
14 Carter Gilmore	23:27	2-4	1-2	2-5	0 3 3 3	3 7	1	1	1	0	1	0	5	
4 Kamari McGee	02:31	0-0	0-0	0-0	0 0 0 0	0 0	0	0	0	0	0	0	0	
Team					2 0 2 0		0	0	0	0	0	0		
Totals		20-47	7-21	17-27	3 27 30	18 20	64	14	8	7	3	6	5	

Technical Fouls: NONE

	MD	UW
Biggest lead	1 (2 nd 18:43)	12 (1 st 7:21)
Best Scoring Run	11 (1 st 3:08)	8 (2 nd 6:31)
Lead Changes	8	
Times Tied	5	
Time with Lead	03:17	32:51

Points from	MD	UW
Turnovers	7	5
Paint	18	24
Second Chance	4	7
Fast Breaks	9	10
Bench	10	15

Period by Period Scoring			
	1st	2nd	TOT
MD	29	30	59
UW	31	33	64

GAME 10: WISCONSIN 78, IOWA 75 (OT)

Dec. 11, 2022 • Iowa City, Iowa • Carver-Hawkeye Arena

Official Basketball Box Score - Final
Wisconsin at Iowa
12/11/22 Carver-Hawkeye Arena, Iowa City
2022-23 Men's BasketballGame Time: 5:31 PM
Game Duration: 2:10
Attendance: 12,430

Officials: Larry Sciroto, Bill Ek, Brooks Wells

Wisconsin - 78 Record: 8-2 (2-0)

No. Name	Min	FG	3P	FT	Rebounds			Fouls	TP	AS	TO	ST	Shooting By Period			
					OR	DR	TR						1st FG%	13:31	41:9%	
5 Tyler Wahl	F 40:05	9-14	1-2	2-5	1	6	7	4	6	21	3	4	4	0	0	1st FG% 13:31 41.9%
22 Steven Crowl	F 27:36	6-11	0-3	0-1	0	6	6	3	3	12	7	2	0	1	1	3PT% 1-11 9.0%
2 Jordan Davis	G 22:48	2-4	1-3	0-0	0	2	2	2	0	5	0	0	0	0	0	FT% 0-0 0%
11 Max Klesmit	G 30:20	3-5	1-2	0-0	0	2	2	3	0	7	2	1	1	0	0	2nd FG% 14:27 51.9%
23 Chucky Hepburn	G 41:14	4-12	1-3	2-3	0	6	6	3	5	11	4	0	4	0	1	3PT% 3-9 33.3%
3 Connor Essegian	32:15	5-11	2-6	2-2	0	6	6	0	2	14	1	3	1	0	0	FT% 2-5 40.0%
14 Carter Gilmore	21:22	4-7	0-2	0-0	3	1	4	3	1	8	0	1	1	0	0	OTFG% 6-7 85.7%
4 Kamari McGee	03:47	0-1	0-1	0-0	0	0	0	0	0	0	0	0	1	0	0	3PT% 2-2 100.0%
10 Isaac Lindsey	04:46	0-0	0-0	0-0	0	0	0	0	0	0	0	0	0	0	0	FT% 4-6 66.7%
35 Markus Iver	00:47	0-0	0-0	0-0	0	0	0	0	0	0	0	0	0	0	0	GM FG% 33:65 50.8%
Team					0	0	0	0	0	0	0	0	0	0	0	3PT% 6:22 27.3%
Totals		33-65	6-22	6-11	4	29	33	18	16	78	17	11	12	1	2	

Technical Fouls: NONE

Iowa - 75 Record: 7-3 (0-1)

NO. Name	Min	FG	3P	FT	Rebounds	Fouls	TP	AS	TO	ST	Blocks	BS	BA	+/
0 Filip Rebraca	F 38:13	4-7	0-0	2-3	3 5 8 4	4 4	10	4	3	0	1	0	2	
22 Patrick McCaffery	F 33:12	8-16	3-8	5-6	2 5 7 1	5 24	0	1	1	1	0	0	-1	
5 Dasonte Bowen	G 20:13	1-3	0-1	0-0	1 3 4 2	1 2	4	3	1	0	0	0	3	
13 Tony Perkins	G 43:38	7-15	1-3	2-3	1 5 6 3	4 17	3	4	1	0	0	0	-2	
30 Connor McCaffery	G 41:29	6-14	2-8	3-3	2 8 10	3 17	5	3	3	0	0	0	-2	
20 Payton Sandfort	23:07	0-7	0-5	2-2	0 3 3 3	1 2	0	1	1	0	0	0	-11	
4 Josh Dix	15:14	0-1	0-1	0-0	0 1 1 0	0 1	0	1	0	0	0	0	-5	
14 Carter Kingsbury	09:54	1-1	1-1	0-0	0 1 1 0	0 0	3	1	0	0	0	0	-9	
Team					1 1 2 0		0	0	0	0	0	0		
Totals		27-64	7-27	14-17	10 32 42	17 18	75	18	15	8	2	1	-3	

Technical Fouls: Coach 2nd 4:13

	WIS	IOWA
Biggest lead	8 (2 nd 2:13)	6 (2 nd 16:38)
Best Scoring Run	9(2 nd 6:39)	11(1 st OT 4:22)
Lead Changes	6	
Times Tied	6	
Time with Lead	28:28	13:43

Points from	WIS	IOWA
Turnovers	13	8
Paint	52	36
Second Chance	4	12
Fast Breaks	2	10
Bench	22	5

Period by Period Scoring				
	1st	2nd	OT1	TOT
WIS	27	33	18	78
IOWA	27	33	15	75

GAME 11: #22 WISCONSIN 78, LEHIGH 56

Dec. 11, 2022 • Madison, Wis. • Kohl Center

Official Basketball Box Score - Final
Lehigh at Wisconsin
12/15/22 Kohl Center, Madison
2022-23 Men's BasketballGame Time: 6:00 PM
Game Duration: 1:43
Attendance: 12,760

Officials: Courtney Green, Eric Curry, Deldre Carr

Lehigh - 56 Record: 4-5

NO. Name	Min	FG	3P	FT	Rebounds	Fouls	TP	AS	TO	ST	Blocks	BS	BA	+/
0 Jakob Alamedun	F 30:32	2-5	0-2	0-0	0 5 5 5	1 2	4	2	3	1	2	0	-25	
35 Dominic Parolin	C 34:56	3-7	0-1	0-0	2 3 5 3	0 6	1	2	2	1	0	0	-14	
5 Evan Taylor	G 33:15	7-10	2-3	2-2	2 2 2 2	1 18	1	3	0	0	0	0	-8	
13 Keith Higgins Jr.	G 33:18	7-11	1-1	0-0	0 2 2 1	1 15	0	0	0	0	0	0	-18	
22 Tyler Whitney-Sidney	G 30:21	4-8	0-1	0-0	4 4 1 1	2 8	2	3	1	0	0	0	-20	
55 Jalin Sinclair	05:56	0-1	0-0	0-0	1 1 0 0	0 0	1	1	0	0	0	0	3	
4 Reed Fenton	13:04	0-3	0-2	0-0	0 0 0 0	2 0	0	1	0	0	0	0	-12	
23 Bube Moham	03:09	1-2	0-0	0-0	1 0 1 1	0 2	0	0	0	0	0	0	-7	
2 Jake Bellow	10:25	1-3	1-3	0-0	0 0 0 0	0 0	3	1	1	1	0	0	-7	
25 Ben Knostman	02:40	0-0	0-0	0-0	0 0 0 0	0 0	0	0	0	0	0	0	-1	
21 Burke Chebuhar	02:15	0-1	0-1	0-0	0 0 0 0	0 0	0	0	0	0	0	0	-1	
11 Brendan Reed	00:03	0-0	0-0	0-0	0 0 0 0	0 0	0	0	0	0	0	0	0	
20 Jaysen Saigal	00:03	0-0	0-0	0-0	0 0 0 0	0 0	0	0	0	0	0	0	0	
44 Tommy Conniff	00:03	0-0	0-0	0-0	0 0 0 0	0 0	0	0	0	0	0	0	0	
Team					0 0 0 0		0	0	0	0	0	0		
Totals		25-51	4-14	2-2	3 17 22	11 6	56	9	13	6	3	1	-22	

Technical Fouls: NONE

Wisconsin - 78 Record: 9-2

NO. Name	Min	FG	3P	FT	Rebounds	Fouls	TP	AS	TO	ST	Blocks	BS	BA	+/
5 Tyler Wahl	F 31:50	5-11	1-1	2-4	2 5 7 0	5 13	4	3	2	0	1	2	24	
22 Steven Crowl	F 26:49	6-11	1-1	2-2	2 3 5 0	2 15	4	2	1	0	0	0	13	
2 Jordan Davis	G 25:19	5-8	4-6	0-0	0 5 5 0	0 14	0	0	0	0	1	1	7	
11 Max Klesmit	G 29:19	3-5	2-3	0-0	0 1 1 1	0 8	3	1	1	0	0	0	29	
23 Chucky Hepburn	G 26:28	4-6	0-0	0-0	1 0 1 2	1 8	3	1	0	0	0	0	13	
3 Connor Essegian	20:08	5-10	3-7	0-0	2 4 6 1	2 13	0	1	1	0	0	0	-1	
14 Carter Gilmore	16:21	2-6	0-1	1-2	3 2 5 0	1 5	0	0	0	0	0	0	6	
4 Kamari McGee	11:53	0-1	0-1	0-0	0 1 1 2	0 0	2	1	1	0	0	0	10	
10 Isaac Lindsey	01:56	0-0	0-0	0-0	0 0 0 0	0 0	0	0	0	0	0	0	1	
35 Markus Iver	02:45	1-1	0-0	0-0	0 0 0 0	0 0	2	0	0	0	0	0	0	
21 Chris Hodges	02:15	0-0	0-0	0-0	0 0 0 0	0 0	0	0	0	0	0	0	1	
13 Justin Taphorn	01:39	0-0	0-0	0-0	0 0 0 0	0 0	0	0	0	0	0	0	-1	
15 Isaac Gard	01:39	0-1	0-1	0-0	0 0 0 0	0 0	0	0	0	0	0	0	-1	
30 Ross Candellino	01:39	0-0	0-0	0-0	0 1 1 0	0 0	0	0	0	0	0	0	-1	
Team					1 1 2 0		0	1						
Totals		31-60	11-21	5-8	11 23 34	6 11	78	16	10	6	1	3	22	

Technical Fouls: NONE

	LU	UW	Technical Fouls: NONE				
Biggest lead	9 (1 st 9:38)	25 (2 nd 1:02)	Points from	LU	UW	Period by Period Scoring	
Best Scoring Run	9 (1 st 12:32)	12 (2 nd 4:57)	Turnovers	15	20	1st	2nd
Lead Changes	14		Paint	28	38	TOT	
Times Tied	7		Second Chance	2	10	LU	32
Time with Lead	15:31	18:58	Fast Breaks	10	0	24	56
			Bench	5	20	UW	31
						47	78

GAME 12: #15 WISCONSIN 76, WESTERN MICHIGAN 66

Dec. 30, 2022 • Madison, Wis. • Kohl Center

Official Basketball Box Score - Final
Western Michigan at Wisconsin
12/30/22 Kohl Center, Madison
2022-23 Men's BasketballGame Time: 7:00 PM
Game Duration: 1:41
Attendance: 15,138

Officials: Kelly Pfeifer, Edwin Young, Don Daly

Western Michigan

GAME 13: #14 WISCONSIN 63, MINNESOTA 60

Jan. 3, 2023 • Madison, Wis. • Kohl Center



Official Basketball Box Score - Final
Minnesota at Wisconsin
 01/03/23 Kohl Center, Madison
 2022-23 Men's Basketball

Game Time: 8:00 PM
 Game Duration: 1:50
 Attendance: 13,850

Officials: Larry Scrotto, Earl Walton, LaMar Simpson

Minnesota - 60

Record: 6-7 (0-3)

NO. Name	Min	FG M-A	3P M-A	FT M-A	Rebounds OR DR TOT	Fouls PF FO	TP	AS	TO	ST	Blocks BS BA	+/-
1 Joshua Ola-Joseph	F 23:47	3-5	0-0	0-0	2 3 5	1 1	6	0	1	1	0	-11
3 Dawson Garcia	F 32:41	5-13	0-3	4-5	3 6 9	2 4	14	0	3	0	0	4
10 Jamison Battle	F 40:00	5-15	2-7	1-1	1 8 9	0 3	13	0	6	1	0	-3
0 Taurus Samuels	G 15:21	0-0	0-0	0-0	2 2 2	1 0	0	1	0	1	0	-13
5 Talon Cooper	G 35:06	7-15	2-2	0-0	2 2 2	1 2	16	3	6	0	2	-4
21 Pharrel Payne	22:45	3-4	0-0	2-5	1 2 3	2 4	8	1	1	0	0	1
4 Braeden Carrington	18:36	1-2	0-0	1 2 3	0 0	3 1	2	0	0	0	0	7
24 Jaden Henley	11:44	0-1	0-0	0-0	1 3 4	0 1	0	1	1	2	0	4
Team					2 1 3	0	0	0	0	0	0	
Totals		24-55	5-14	7-11	11 29 40	10 15	60	7	20	5	2	-3

Technical Fouls: Ola-Joseph 2nd 16:43

Shooting By Period	1 st FG%	2 nd FG%	3 rd FG%	4 th FG%	5 th FG%
1 st FG%	11-28	39.3%			
2 nd FG%	15-27	55.6%			
3 rd FG%	13-27	48.1%			
4 th FG%	10-22	45.5%			
5 th FG%	11-22	50.0%			
GMFG%	24-55	43.6%			
3PT%	5-14	35.7%			
FT%	7-11	63.6%			

Dead Ball Rebounds: 1, 1

Wisconsin - 63

Record: 11-2 (3-0)

NO. Name	Min	FG M-A	3P M-A	FT M-A	Rebounds OR DR TOT	Fouls PF FO	TP	AS	TO	ST	Blocks BS BA	+/-
5 Tyler Wahl	F 08:50	1-5	0-1	0-0	0 2 2	0 0	2	0	0	0	1	-3
22 Steven Crowl	F 30:25	8-13	1-2	0-1	1 4 5	3 2	17	1	3	2	0	7
2 Jordan Davis	G 27:39	3-5	1-3	0-0	1 7 8	2 0	7	0	1	0	0	-2
11 Max Klesmit	G 34:58	2-8	1-4	0-0	1 1 2	3 0	5	3	2	3	1	5
23 Chucky Hepburn	G 34:12	5-11	3-4	3-3	0 2 2	1 5	16	4	1	5	0	12
3 Connor Essegian	19:42	3-7	1-3	4-5	0 4 4	1 2	11	0	1	2	0	-5
14 Carter Gilmore	29:53	1-3	0-0	0-0	0 0 0	4 1	2	1	0	1	0	-3
4 Kamari McGee	03:30	0-0	0-0	0-0	0 0 0	0 0	0	0	0	0	0	-1
35 Markus Iver	10:52	1-3	1-3	0-0	0 2 2	1 0	3	0	0	0	0	5
Team					0 0 0	0	0	1	0	0	0	
Totals		24-55	8-20	7-9	2 22 24	15 10	63	9	9	13	2	3

Technical Fouls: NONE

Shooting By Period	1 st FG%	2 nd FG%	3 rd FG%	4 th FG%	5 th FG%
1 st FG%	13-28	46.4%			
2 nd FG%	11-27	40.7%			
3 rd FG%	13-27	48.1%			
4 th FG%	10-22	45.5%			
5 th FG%	11-22	50.0%			
GMFG%	24-55	43.6%			
3PT%	8-20	40.0%			
FT%	7-9	77.8%			

Dead Ball Rebounds: 1, 1

	UM	UW
Biggest lead	4 (1 st 11:10)	15 (2 nd 16:17)
Best Scoring Run	11 (2 nd 8:34)	15 (2 nd 17:56)
Lead Changes	6	
Times Tied	6	
Time with Lead	03:07	28:06

Points from	UM	UW
Turnovers	5	21
Paint	28	32
Second Chance	12	0
Fast Breaks	2	5
Bench	11	16

Period by Period Scoring	1st	2nd	TOT
UM	26	34	60
UW	32	31	63

GAME 14: ILLINOIS 79, #14 WISCONSIN 69

Jan. 7, 2023 • Champaign, Ill. • State Farm Center



Official Basketball Box Score - Final
Wisconsin at Illinois
 01/07/23 State Farm Center, Champaign, Ill.
 2022-23 Men's Basketball

Game Time: 12:30 PM
 Game Duration: 2:03
 Attendance: 15,544

Officials: D.J. Carstensen, Kelly Pfeiler, Lewis Garrison

Wisconsin - 69

Record: 11-3 (3-1)

NO. Name	Min	FG M-A	3P M-A	FT M-A	Rebounds OR DR TOT	Fouls PF FO	TP	AS	TO	ST	Blocks BS BA	+/-
14 Carter Gilmore	F 30:36	2-3	0-0	0-1	3 4 7	3 2	4	1	1	0	0	-7
22 Steven Crowl	F 28:35	9-18	1-7	1-2	4 8 12	3 3	20	3	2	0	1	-11
2 Jordan Davis	G 26:15	2-4	1-3	0-1	0 4 4	3 1	5	0	0	0	0	-1
11 Max Klesmit	G 33:13	4-9	2-5	1-3	1 3 4	4 3	11	1	0	2	1	-11
23 Chucky Hepburn	G 36:12	8-18	3-7	3-5	0 3 3	2 4	22	7	3	4	0	-5
35 Markus Iver	18:41	1-6	0-3	0-0	1 2 3	0 0	2	0	0	0	0	-2
3 Connor Essegian	22:40	2-5	1-3	0-0	0 0 0	3 1	5	0	2	0	0	-4
4 Kamari McGee	02:29	0-1	0-0	0-0	0 0 0	1 0	0	0	1	0	0	-9
21 Chris Hodges	01:19	0-0	0-0	0-0	1 0 1	2 0	0	0	0	0	0	0
Team					0 0 0	0	0	0	0	0	0	
Totals		28-64	8-29	5-12	10 24 34	21 14	69	12	9	6	2	-10

Technical Fouls: NONE

Shooting By Period	1 st FG%	2 nd FG%	3 rd FG%	4 th FG%	5 th FG%
1 st FG%	11-27	40.7%			
2 nd FG%	17-37	45.9%			
3 rd FG%	4-15	26.7%			
4 th FG%	4-9	44.4%			
5 th FG%	28-64	43.8%			
GMFG%	28-64	43.8%			
3PT%	8-29	27.6%			
FT%	5-12	41.7%			

Dead Ball Rebounds: 2, 0

Illinois - 79

Record: 10-5 (1-3)

NO. Name	Min	FG M-A	3P M-A	FT M-A	Rebounds OR DR TOT	Fouls PF FO	TP	AS	TO	ST	Blocks BS BA	+/-
24 Matthew Mayer	F 29:52	2-5	1-2	5-6	2 4 6	3 5	10	3	0	0	2	8
33 Coleman Hawkins	F 32:34	7-11	6-9	0-0	0 5 5	2 0	20	1	2	0	0	7
42 Dain Dainja	F 24:11	2-6	0-0	0-2	2 4 6	2 5	4	1	1	0	3	5
0 Terrence Shannon Jr.	G 31:19	7-11	1-2	9-12	0 8 8	4 7	24	3	2	1	1	0
1 Sencire Harris	G 15:16	0-2	0-0	0-0	0 0 0	1 1	0	2	0	3	0	13
3 Jayden Egge	29:22	5-8	2-3	3-4	1 2 3	1 2	15	2	4	1	0	0
15 RJ Melendez	24:31	1-6	0-3	2-2	1 5 6	1 1	4	2	0	0	0	1
20 Ty Rodgers	12:55	1-4	0-0	0-0	1 2 3	0 0	2	0	1	0	0	5
Team					0 0 0	0	0	0	0	0	0	
Totals		25-53	10-19	19-26	7 30 37	14 21	79	14	10	5	6	2

Technical Fouls: NONE

	WIS	ILL
Biggest lead	5 (1 st 14:11)	15 (2 nd 5:34)
Best Scoring Run	6 (2 nd 13:26)	11 (1 st 1:12)
Lead Changes	3	
Times Tied	2	
Time with Lead	14:12	23:15

Points from	WIS	ILL
Turnovers	15	9
Paint	38	26
Second Chance	10	4
Fast Breaks	5	7
Bench	7	21

Period by Period Scoring	1st	2nd	TOT
WIS	27	42	69
ILL	30	49	79

GAME 15: MICHIGAN STATE 69, #18 WISCONSIN 65

Jan. 10, 2023 • Madison, Wis. • Kohl Center



Official Basketball Box Score - Final
Michigan St. at Wisconsin
 01/10/23 Kohl Center, Madison
 2022-23 Men's Basketball

Game Time: 6:00 PM
 Game Duration: 2:00
 Attendance: 14,260

Officials: Rob Riley, Chris Beaver, Brooks Weiss

Michigan St. - 69

Record: 12-4 (4-1)

NO. Name	Min	FG M-A	3P M-A	FT M-A	Rebounds OR DR TOT	Fouls PF FO	TP	AS	TO	ST	Blocks BS BA	+/-
10 Joey Hauser	F 36:07	6-8	2-3	6-6	2 6 8	2 3	20	0	2	0	0	5
22 Macy Sisoko	G 22:31	3-5	0-0	0-0	0 11 11	4 1	6	0	1	0	0	5
2 Tyson Walker	G 35:47	4-9	3-3	2-2	0 0 0	0 5	13	1	1	1	0	5
3 Jaden Atkins	G 20:13	4-8	2-4	2-2	0 1 1	2 2	12	0	4	1	0	-2
11 A.J. Hoggard	G 29:13	3-8	0-1	4-4	0 4 4	2 2	10	8	2	0	0	15
0 Jaxon Kohler	04:12	0-0	0-0	0-0	0 0 0	1 0	0	0	0	0	0	-3
25 Malik Hall	27:03	3-6	0-1	2-3	0 5 5	0 2	8	0	1	0	0	-4
1 Pierre Brooks	03:53	0-1	0-1	0-0	0 1 1	0 0	1	0	0	0	0	-1
5 Tre Holloman	09:15	0-1	0-0	0-0	0 1 1	0 0	0	1	2	0	0	-11
15 Carson Cooper	11:46	0-0	0-0	0-0	1 1 2	1 2	0	0	1	2	0	-1
Team					1 0 1	0	0	1	0	0	0	
Totals		23-44	7-13	16-17	4 29 33	12 18	69	10	14	3	1	4

Technical Fouls: NONE

Shooting By Period	1 st FG%	2 nd FG%	3 rd FG%	4 th FG%	5 th FG%
1 st FG%	11-23	47.8%			
2 nd FG%	12-21	57.1%			
3 rd FG%	10-11	90.9%			
4 th FG%	10-11	90.9%			
5 th FG%	16-17	94.1%			
GMFG%	23-44	52.3%			
3PT%	7-13	53.8%			
FT%	16-17	94.1%			

Dead Ball Rebounds: 2, 0

Wisconsin - 65

Record: 11-4 (3-2)

NO. Name	Min	FG M-A	3P M-A	FT M-A	Rebounds OR DR TOT	Fouls PF FO	TP	AS	TO	ST	Blocks BS BA	+/-
14 Carter Gilmore	F 28:41	2-3	1-1	0-0	0 1 1	3 0	5	1	0	0	0	-7
22 Steven Crowl	F 34:08	9-17	1-3	0-1	0 3 3	2 2	19	2	1	0	0	-3
2 Jordan Davis	G 22:20	0-2	0-1	0-0	1 2 3	2 1	0	0	0	1	0	3
11 Max Klesmit	G 28:53	2-7	1-5	2-2	0 2 2	4 3	7	0	1	2	0	-8
23 Chucky Hepburn	G 33:23	4-11	2-6	4-5	1 2 3	4 4	14	5	3	2	1	-9
10 Isaac Lindsey	07:45	0-2	0-1	0-0	0 4 4	2 0	0	0	0	0	0	5
3 Connor Essegian	27:40	5-7	3-4	0-0	1 0 1	0 1	13	0	0	1	0	-2
21 Chris Hodges	03:53	1-1	0-0	0-0	0 0 0	1 0	2	0	0	0	0	1
35 Markus Iyer	13:17	2-5	1-2	0-0	0 1 1	1 0	5	1	0	0	0	0
Team					0 0 0		0	0	0			
Totals		25-55	9-23	6-8	3 15 18	18 12	65	9	5	6	1 3	-4

GAME 17: WISCONSIN 63, PENN STATE 60

Jan. 17, 2023 • Madison, Wis. • Kohl Center



Official Basketball Box Score - Final
Penn St. at Wisconsin
01/17/23 Kohl Center, Madison
2022-23 Men's Basketball

Game Time: 7:30 PM
Game Duration: 1:54
Attendance: 14,236

Officials: Brian Dorsey, Michael Irving, Eric Curry

Penn St. - 60

Record: 12-6 (3-4)

NO. Name	Min	FG M-A	3P M-A	FT M-A	Rebounds OR DR TOT	Fouls PF RD	TP	AS	TO	ST	Blocks BS BA	+/-
1 Seth Lundy	F 22:00	1-3	0-1	0-0	0 1 1	4 0	2	1	2	1	1 0	-9
3 Kebba Njie	F 16:56	0-1	0-0	0-0	0 2 2	3 1	0	1	2	0	1 0	-9
10 Andrew Funk	G 37:36	4-11	3-8	5-5	1 1 2	0 4	16	1	0	0	0 0	-6
11 Camren Wynter	G 24:47	2-6	1-2	1-2	0 2 2	4 1	6	0	1	0	0 0	-11
22 Jalen Pickett	G 40:00	8-15	1-3	2-4	2 10 12	3 4	19	6	3	0	0 1	-3
2 Myles Dread	27:36	4-7	3-6	0-0	0 5 5	2 0	11	0	1	1	0 4	4
0 Kanye Clary	09:45	0-1	0-0	0-0	0 3 3	1 0	0	1	0	0	0 0	8
12 Evan Mahaffey	21:19	3-5	0-0	0-0	1 3 4	4 3	6	0	1	1	2 1	11
Team					0 1 1	0	0	0	0	0	0	
Totals		22-49	9-20	8-11	4 28 32	21 13	60	10	10	3	5 2	-3

Technical Fouls: NONE

Shooting By Period	1st FG%	2nd FG%	3rd FG%	GM FG%
1st FG%	5.9 55.6%	5.8 62.5%	9.24 37.5%	3.1 27.3%
2nd FG%	3.3 100%	22.49 44.9%	6.20 40.0%	8.11 72.7%
3rd FG%	10.16 62.5%			

Dead Ball Rebounds: 1, 0

Wisconsin - 63

Record: 12-5 (4-3)

NO. Name	Min	FG M-A	3P M-A	FT M-A	Rebounds OR DR TOT	Fouls PF RD	TP	AS	TO	ST	Blocks BS BA	+/-
5 Tyler Wahl	F 32:50	3-10	1-1	3-6	2 3 5	3 7	10	2	1	1	1 3	4
22 Steven Crowl	F 33:24	9-16	1-3	2-4	1 10 11	1 3	21	2	1	0	0 0	5
3 Connor Essegian	G 33:20	4-7	2-4	0-0	0 3 3	3 3	10	0	0	1	0 0	0
11 Max Klesmit	G 09:47	1-4	1-3	0-0	0 1 1	2 0	3	0	0	0	0 1	-7
23 Chucky Hepburn	G 34:37	3-7	2-2	5-6	0 0 0	1 6	13	3	3	1	0 0	8
10 Isaac Lindsey	10:16	1-3	0-1	0-0	0 0 0	2 0	2	0	0	0	0 0	-8
14 Carter Gilmore	13:46	0-0	0-0	0-0	1 1 2	0 1	0	0	0	0	1 0	-3
2 Jordan Davis	29:15	2-7	0-3	0-0	1 5 6	1 1	4	1	0	0	0 0	1
4 Kamari McGee	02:45	0-0	0-0	0-0	0 0 0	0 0	0	0	0	0	0 0	-3
Team					3 1 4	0	0	0	0	0	0	
Totals		23-54	7-17	10-16	8 24 32	13 21	63	8	6	3	2 5	3

Technical Fouls: NONE

Shooting By Period	1st FG%	2nd FG%	3rd FG%	GM FG%
1st FG%	12.31 38.7%	3.3 33.3%	3.5 60%	11.23 47.8%
2nd FG%	7.11 63.6%	23.54 42.6%	7.17 41.2%	10.16 62.5%
3rd FG%	10.16 62.5%			

Dead Ball Rebounds: 1, 1

Biggest lead	7 (1 st 1:01)	4 (2 nd 12:12)
Best Scoring Run	5 (1 st 9:56)	8 (2 nd 16:04)
Lead Changes	8	
Times Tied	8	
Time with Lead	17:31	17:26

Points from Turnovers	0	15
Paint	24	28
Second Chance	4	6
Fast Breaks	0	4
Bench	17	6

Period by Period Scoring	1st	2nd	TOT
PSU	36	24	60
WIS	30	33	63

GAME 18: NORTHWESTERN 66, WISCONSIN 63

Jan. 23, 2023 • Evanston, Ill. • Welsh-Ryan Areen



Official Basketball Box Score - Final
Wisconsin at Northwestern
01/23/23 Welsh-Ryan Areen, Evanston, IL
2022-23 Men's Basketball

Game Time: 5:30 PM
Game Duration: 2:04
Attendance: 4,218

Officials: Kelly Pfeifer, Rob Kuerneman, Rob Riley Sr.

Wisconsin - 63

Record: 12-6 (4-4)

NO. Name	Min	FG M-A	3P M-A	FT M-A	Rebounds OR DR TOT	Fouls PF RD	TP	AS	TO	ST	Blocks BS BA	+/-
5 Tyler Wahl	F 35:01	4-10	1-4	2-5	1 4 5	4 10	11	3	4	0	0 0	7
41 Steven Crowl	F 32:31	3-7	0-3	2-4	1 8 9	2 5	8	3	0	1	0 0	-3
2 Jordan Davis	G 37:35	6-10	3-6	0-0	3 3 6	5 0	15	1	0	1	0 0	0
3 Connor Essegian	G 34:53	3-11	2-9	2-2	0 4 4	1 1	10	2	1	0	0 0	2
23 Chucky Hepburn	G 33:22	4-16	3-9	1-3	1 0 1	1 5	12	5	0	1	0 1	-8
10 Isaac Lindsey	05:22	0-1	0-0	0-0	0 1 1	1 0	0	0	0	0	0 0	-4
14 Carter Gilmore	09:27	1-1	0-0	2-2	0 2 2	1 1	4	1	0	0	0 0	-6
35 Markus Iwer	05:11	0-0	0-0	0-0	0 0 0	0 2	0	1	0	0	0 0	0
4 Kamari McGee	06:38	1-1	1-1	0-0	0 1 1	2 0	3	0	0	0	0 0	5
Team					2 1 3	0	2	0	0	0	0	
Totals		22-57	10-31	9-16	10 22 32	19 22	63	16	7	3	1 1	-3

Technical Fouls: NONE

Shooting By Period	1st FG%	2nd FG%	3rd FG%	GM FG%
1st FG%	4.12 33.3%	2.3 66.7%	12.30 40.0%	6.19 31.6%
2nd FG%	7.13 53.8%	22.57 38.6%	10.31 32.3%	9.16 56.3%
3rd FG%	10.31 32.3%			

Dead Ball Rebounds: 3, 1

Northwestern - 66

Record: 13-5 (4-3)

NO. Name	Min	FG M-A	3P M-A	FT M-A	Rebounds OR DR TOT	Fouls PF RD	TP	AS	TO	ST	Blocks BS BA	+/-
31 Robbie Beran	F 25:38	2-4	1-2	2-2	1 2 3	2 1	7	0	0	1	0 0	0
34 Matthew Nicholson	C 24:19	1-3	0-0	5-6	1 5 6	4 4	7	1	2	0	0 1	-3
0 Boo Bule	G 36:37	7-15	1-4	5-6	0 7 7	3 7	20	5	1	1	0 0	1
1 Chase Audige	G 38:35	6-15	2-5	2-2	1 2 3	4 3	16	0	0	0	0 0	3
3 Ty Berry	G 27:20	1-3	0-0	0-0	0 5 5	3 0	2	0	1	0	0 0	5
5 Julian Roper II	08:18	2-2	1-1	0-0	0 0 0	0 1	5	0	0	1	0 0	2
10 Tydus Verhoeven	05:07	0-1	0-0	0-0	1 0 1	5 1	0	1	1	1	0 0	0
13 Brooks Barnhizer	29:33	3-8	1-4	2-2	2 3 5	0 1	9	2	0	0	0 0	6
53 Roy Dixon III	00:08	0-0	0-0	0-0	0 0 0	0 0	0	0	0	0	0 0	-2
2 Nick Martinelli	04:25	0-0	0-0	0-0	1 0 1	0 2	0	0	0	0	0 0	2
Team					1 3 4	0	1	0	0	0	0	
Totals		22-51	6-16	16-18	8 27 35	22 19	66	9	6	3	1 1	3

Technical Fouls: NONE

Biggest lead	4 (2 nd 15:48)	8 (1 st 6:29)
Best Scoring Run	10 (2 nd 17:31)	7 (1 st 11:34)
Lead Changes	17	
Times Tied	11	
Time with Lead	08:21	25:26

Points from Turnovers	11	7
Paint	22	24
Second Chance	11	6
Fast Breaks	2	2
Bench	7	14

Period by Period Scoring	1st	2nd	TOT
WIS	26	37	63
NU	32	34	66

GAME 19: MARYLAND 73, WISCONSIN 55

Jan. 25, 2023 • College Park, Md. • XFINITY Center



Official Basketball Box Score - Final
Wisconsin at Maryland
01/25/23 XFINITY Center, College Park
2022-23 Men's Basketball

Game Time: 7:00 PM
Game Duration: 1:46
Attendance: 14,407

Officials: Brian Dorsey, Doug Simmons, Deldre Carr

Wisconsin - 55

Record: 12-7 (4-5)

NO. Name	Min	FG M-A	3P M-A	FT M-A	Rebounds OR DR TOT	Fouls PF RD	TP	AS	TO	ST	Blocks BS BA	+/-
5 Tyler Wahl	F 32:18	6-13	0-0	1-1	1 3 4	1 3	13	3	1	0	0 1	-16
22 Steven Crowl	F 28:59	4-7	1-3	2-2	0 2 2	1 4	11	1	3	1	0 1	-9
2 Jordan Davis	G 29:55	1-5	1-4	0-0	1 3 4	2 0	3	2	0	0	0 0	-18
3 Connor Essegian	G 34:57	6-12	4-6	3-4	1 3 4	2 2	19	0	2	0	0 1	-14
23 Chucky Hepburn	G 25:17	1-3	1-1	0-0	0 1 1	4 1	3	4	0	0	1 0	-12
14 Carter Gilmore	22:37	3-5	0-1	0-0	0 0 0	0 0	0	0	0	0	0 0	-9
4 Kamari McGee	08:33	0-4	0-1	0-0	0 0 0	0 0	0	0	0	1	0 1	0
10 Isaac Lindsey	11:56	0-3	0-1	0-0	0 2 2	3 0	0	0	1	0	1 1	-9
21 Chris Hodges	04:28	0-1	0-0	0-0	0 0 0	0 0	0	0	0	0	0 0	0
35 Markus Iwer	01:00	0-0	0-0	0-0	1 0 1	0 0	0	0	0	0	0 0	-3
Team					3 1 4	0	0	0	0	0	0	
Totals		21-53	7-17	6-7	7 15 22	14 10	55	11	8	2	2 5	-18

Technical Fouls: Davis 1st 4:57

Shooting By Period	1st FG%	2nd FG%	3rd FG%	GM FG%
1st FG%	11.23 47.8%	5.9 55.6%	1.2 50%	10.30 33.3%
2nd FG%	2.8 25.0%	5.5 100%	21.53 39.6%	7.17 41.2%
3rd FG%	6.7 85.7%			

Dead Ball Rebounds: 2, 0

Maryland - 73

Record: 13-7 (4-5)

NO. Name	Min	FG M-A	3P M-A	FT M-A	Rebounds OR DR TOT	Fouls PF RD	TP	AS	TO	ST	Blocks BS BA	+/-
10 Julian Reese	F 23:23	7-8	0-0	0-1	0 3 3	4 2	14	1	3	1	1 0	12
24 Dontia Scott	F 37:29	5-9	2-3	2-3	4 7 11	0 2	14	0	0	1	1 0	16
0 Donald Carey	G 24:45	0-5	0-1	2-2	0 0 0	1 1	2	0	0	0	0 0	10
1 Jahmir Young	G 36:48	8-15	2-5	4-4	2 6 8	5 0	22	5	3	0	1 2	16
13 Hakim Hart	G 37:27	6-9	1-3	0-0	0 1 1	1 13	8	1	1	0	0 0	17
2 Jahari Long	03:12	0-0	0-0	0-0	0 0 0	0 0	0	1	0	0	0 0	2
23 Ian Martinez	15:15	0-2	0-1	1-2	0 3 3	2 2	1	0	0	0	0 0	8
15 Patrick Emilien	17:08	1-1	0-0	2-2	1 3 4	2 1	4	0	1	1	2 0	2
11 Noah Batchelor	02:33	1-1	1-1	0-0	0 0 0	0 0	3	0	0	0	0 0	1
20 Ike Cornish	01:00	0-0	0-0	0-0	0 0 0	0 0	0	0	0	0	0 0	3
35 Caelum Swanton-Rodger	01:00	0-0	0-0	0-0	0 1 1	0 0	0	0	0	0	0 0	3
Team					1 0 1	0	0	0	0	0	0	
Totals		28-50	6-14	11-14	8 24 32	10 14	73	15	8	5	5 2	18

Technical Fouls: NONE

	WISC Terps		Points from		WISC Terps		Period by Period Scoring		
Biggest lead	4 (1 st 18:49)	18 (2 nd 0:46)	Turnovers	10	8				
Best Scoring Run	5 (1 st 0:23)	12 (2 nd 2:11)	Paint	22	38	1st	2nd	TOT	
Lead Changes		5	Second Chance	2	11	WISC	28	27	55
Times Tied		6	Fast Breaks	0	7				
Time with Lead	06:52	30:24	Bench	6	8	Terps	32	41	73

GAME 21: WISCONSIN 65, OHIO STATE 60

Feb. 2, 2023 • Columbus, Ohio • Value City Arena



Official Basketball Box Score - Final
Wisconsin at Ohio State
02/02/23 Value City Arena, Columbus, Ohio
Ohio State vs. Wisconsin

Game Time: 7:00 PM
Game Duration: 1:07
Attendance: 11,918

Officials: Kelly Piller, John Higgins, Courtney Green

Wisconsin - 65		Record: 13-8 (5-6)																					
NO.	NAME	Min	FG		3P		FT		Rebounds		Fouls		TP	AS	TO	ST	Blocks		+/-	Shooting By Period			
			M	A	M	A	M	A	OR	DR	TOT	PF					FD	BS		BA	1st FG	1st 3P	1st FT
5	Tyler Wahl	F 33:58	2	10	0	1	1	5	2	2	4	2	5	5	2	1	2	0	2	8	1st FG	16-31	51.6%
22	Steven Crowl	F 34:27	6	10	1	2	1	2	0	9	9	3	3	14	1	2	1	0	0	3	1st 3P	5-13	38.5%
3	Connor Essegian	G 35:26	5	10	2	5	5	6	1	6	7	2	2	17	1	1	1	0	1	7	2nd FG	7-14	75%
11	Max Klesmit	G 31:58	4	9	2	7	2	2	0	1	1	3	3	12	1	1	1	0	0	2	2nd 3P	1-7	24.2%
23	Chucky Hepburn	G 35:16	5	14	1	4	4	6	0	2	2	1	5	15	3	2	1	0	0	11	FT	7-14	50%
2	Jordan Davis	06:19	0	1	0	1	0	0	0	0	0	2	1	0	0	0	1	0	0	-1	GM FG	23-55	41.8%
14	Carter Gilmore	17:52	1	1	0	0	0	1	1	0	1	2	1	2	0	0	1	0	0	1	3PT	6-20	30.0%
4	Kamari McGee	04:44	0	0	0	0	0	0	0	0	0	0	0	1	0	0	0	0	-6	FT	13-22	59.1%	
Team									0	2	2			0		1				Dead Ball Rebounds: 4.0			
Totals			23:55	6-20	13-22	4	22	26	15	20	65	9	8	8	0	3	5						
Technical Fouls: NONE																							

Shooting By Period		
1st FG%	16-31	51.6%
3PT%	5-13	38.5%
FT%	6-8	75%
2nd FG%	7-24	29.2%
3PT%	1-7	14.3%
FT%	7-14	50%
GM FG%	23-55	41.8%
3PT%	6-20	30.0%
FT%	13-22	59.1%
Dead Ball Rebounds: 4.0		

Ohio State - 60			Record: 11-11 (3-8)																	
NO.	Name	Min	FG M-A	3P M-A	FT M-A	Rebounds			Fouls		TP	AS	TO	ST	Blocks		+/-	Shooting By Period		
						OR	DR	TOT	PF	FD					BS	BA		1st	2nd	
10	Brice Sensabaugh	F 16:19	5-7	2-4	1-1	0	3	3	5	1	13	0	2	1	0	0	-3	3PT%	11:26 42.3%	
23	Zed Key	F 29:07	5-13	0-2	2-4	4	5	9	4	5	12	1	1	0	0	0	0	3PT%	2:8 25.0%	
2	Bruce Thornton	G 28:46	2-8	1-5	0-0	1	2	3	1	0	5	0	2	0	0	0	0	FT	3-5 60.0%	
4	Sean McNeil	G 32:02	2-5	1-1	2-2	0	2	2	2	3	7	3	1	0	0	0	-7	1st FG	13:30 43.3%	
13	Isaac Likekele	G 33:09	4-9	0-0	0-0	2	5	7	2	1	8	4	5	3	1	0	-2	3PT%	2:6 33.3%	
14	Justice Sueing	31:11	4-6	0-0	0-2	1	10	11	2	2	8	1	3	1	2	0	1	FT%	5:56 62.5%	
34	Felix Okpara	11:31	1-3	0-0	3-4	1	2	3	2	2	5	0	0	0	0	0	-5	GM FG%	24:56 42.0%	
3	Eugene Brown III	01:59	0-1	0-1	0-0	0	1	1	0	1	0	0	0	0	0	0	-1	3PT%	4:14 28.6%	
1	Roddy Gayle Jr.	10:55	1-4	0-1	0-0	0	2	2	2	0	2	0	1	0	0	0	-4	FT%	8:13 61.5%	
0	Tanner Holden	05:01	0-0	0-0	0-0	0	0	0	0	0	0	0	1	0	0	0	-9	Dead Ball Rebounds: 3.0		
Team						3	1	4			0		0							
Totals			24:56	4-14	8-13	12	33	45	22	15	60	9	16	5	3	0	-5			

Shooting By Period		
1st FG%	11-26	42.3%
3PT%	2-8	25.0%
FT%	3-5	60%
2nd FG%	13-30	43.3%
3PT%	2-6	33.3%
FT%	5-8	62.5%
GM FG%	24-56	42.9%
3PT%	4-14	28.6%
FT%	8-13	61.5%
Dead Ball Rebounds: 3.0		

	WIS	OSU	Points from	WIS	OSU	Period by Period Scoring			
Biggest lead	18 (2 nd 19:39)	0 (1 st 20:00)	Turnovers	15	12		1st	2nd	TOT
Best Scoring Run	10 (2 nd 19:39)	13 (2 nd 0:30)	Paint	30	34	WIS	43	22	65
Lead Changes	0		Second Chance	4	8		OSU	27	33
Times Tied	1		Fast Breaks	3	7				
Time with Lead	39:02	00:00	Bench	2	15				

SPECIAL STATISTICS

Game	Pts off T/O (Wis / Opp)	Pts in Paint (Wis / Opp)	2nd Chance Pts (Wis / Opp)	Fast Break Pts (Wis / Opp)	Bench Pts (Wis / Opp)
11/07/22 SOUTH DAKOTA	8 / 12	26 / 24	8 / 8	13 / 5	23 / 18
11/11/22 vs. Stanford	18 / 10	26 / 30	8 / 10	6 / 2	10 / 16
11/15/22 GREEN BAY	10 / 8	16 / 22	17 / 2	5 / 0	11 / 22
11/23/22 vs. Dayton	8 / 7	16 / 20	13 / 4	0 / 4	24 / 9
11/24/22 vs. Kansas	13 / 4	34 / 26	10 / 11	5 / 7	22 / 2
11/25/22 vs. USC	15 / 18	26 / 12	5 / 10	11 / 10	17 / 11
11/29/22 WAKE FOREST	17 / 10	22 / 36	11 / 8	6 / 5	15 / 13
12/03/22 at Marquette	10 / 18	28 / 34	8 / 6	8 / 12	17 / 18
12/06/22 MARYLAND	7 / 5	18 / 24	4 / 7	9 / 10	10 / 15
12/11/22 at Iowa	13 / 8	52 / 36	4 / 12	2 / 10	22 / 5
12/15/22 LEHIGH	20 / 15	38 / 28	10 / 2	0 / 10	20 / 5
12/30/22 W. MICHIGAN	9 / 3	32 / 22	11 / 8	4 / 6	14 / 18
01/3/23 MINNESOTA	21 / 5	32 / 28	0 / 12	5 / 2	16 / 11
01/7/23 at Illinois	15 / 9	38 / 26	10 / 4	5 / 7	7 / 21
01/10/23 MICHIGAN STATE	27 / 2	30 / 26	2 / 9	0 / 7	20 / 8
01/14/23 at Indiana	5 / 7	22 / 42	8 / 10	2 / 3	19 / 6
01/17/23 PENN STATE	15 / 0	28 / 24	6 / 4	4 / 0	6 / 17
01/23/23 at Northwestern	11 / 7	22 / 24	11 / 6	2 / 2	7 / 14
01/25/23 at Maryland	10 / 8	22 / 38	2 / 11	0 / 7	6 / 8
01/28/23 ILLINOIS	9 / 11	20 / 26	6 / 6	6 / 5	5 / 2
02/02/23 at Ohio State	15 / 12	30 / 34	4 / 8	3 / 7	2 / 15
RUNNING TOTAL	252 / 179	506 / 554	158 / 157	96 / 121	287 / 255
PER GAME AVERAGE	12.0 / 8.5	24.1 / 26.4	7.5 / 7.5	4.6 / 5.8	13.7 / 12.1

TEAM SUPERLATIVES

WISCONSIN

HIGH

LOW

• Points	85	SOUTH DAKOTA (11/7/22)	43	vs. Dayton (11/23/22)
• First-Half Points	43	at Ohio State (2/2/23)	16	vs. Illinois (1/28/23)
• Second-Half Points	47	2x; MR vs Western Michigan (12/30/22)	20	vs. Dayton (11/23/22)
• Field Goals Made	33	at Iowa (12/11/22)	14	vs. Dayton (11/23/22)
• Field Goal Attempts	65	at Iowa (12/11/22)	47	Maryland (12/6/22)
• Field Goal Percentage	.519 (28-54)	vs. Western Michigan (12/30/22)	.237 (14-59)	vs. Dayton (11/23/22)
• 3-Point Field Goals Made	12	4x; MR Western Michigan (12/30/22)	4	2x; MR at Indiana (1/14/23)
• 3-Point Field Goal Attempts	31	at Northwestern (1/23/23)	17	at Maryland (1/25/23)
• 3-Point Field Goal Pct. (min. 10 att.)	.524 (11-21)	Lehigh (12/15/22)	.208 (5-24)	at Indiana (1/14/23)
• Free Throws Made	17	2x; MR MARYLAND (12/6/22)	4	3x; MR vs. Illinois (1/28/23)
• Free Throw Attempts	27	vs. Maryland (12/6/22)	7	2x; vs. Illinois (1/28/23)
• Free Throw Pct. (min. 15 att.)	.842 (16-19)	vs. GREEN BAY (11/15/22)	.563 (9-16)	at Northwestern (1/23/23)
• Offensive Rebounds	15	vs. GREEN BAY (11/15/22)	2	vs. Minnesota (1/3/23)
• Defensive Rebounds	30	2x; MR GREEN BAY (11/15/22)	15	2x; MR at Maryland (1/25/23)
• Total Rebounds	45	GREEN BAY (11/15/22)	18	vs. Michigan St. (1/10/23)
• Fouls	21	at Illinois (1/7/23)	6	vs. Lehigh (12/15/22)
• Assists	21	vs. Marquette (12/3/22)	6	at Indiana (1/14/23)
• Turnovers	15	vs. Marquette (12/3/22)	4	vs. Western Michigan (12/30/22)
• Steals	13	vs. Minnesota (1/3/23)	2	2x; MR at Maryland (1/25/23)
• Blocked Shots	4	2x; MR vs. Stanford (11/11/22)	0	2x; MR at Ohio State (2/2/23)

OPPONENT

HIGH

LOW

• Points	79	at Illinois (1/7/23)	42	vs. Dayton (11/23/22)
• First-Half Points	37	WAKE FOREST (11/29/22)	14	vs. Dayton (11/23/22)
• Second-Half Points	49	at Illinois (1/7/23)	24	2X; MR vs. Penn State (1/17/23)
• Field Goals Made	29	2x; MR at Indiana (1/14/23)	15	GREEN BAY (11/15/22)
• Field Goal Attempts	64	at Iowa (12/11/22)	44	2x; MR vs. Michigan St. (1/10/23)
• Field Goal Percentage	.560 (28-50)	at Maryland (1/25/23)	.302 (16-53)	vs. Dayton (11/23/22)
• 3-Point Field Goals Made	12	vs. Western Michigan (12/30/22)	1	2x; MR at Indiana (1/14/23)
• 3-Point Field Goal Attempts	29	2x; MR vs. Western Michigan (12/30/22)	8	at Indiana (1/14/23)
• 3-Point Field Goal Pct. (min. 10 att.)	.611 (11-18)	vs. Illinois (1/28/23)	.063 (1-16)	vs. Stanford (11/11/22)
• Free Throws Made	19	at Illinois (1/7/23)	2	3x; MR vs. Western Michigan (12/30/22)
• Free Throw Attempts	26	at Illinois (1/7/23)	2	vs. Lehigh (12/15/22)
• Free Throw Pct. (min. 10 att.)	.941 (16-17)	vs. Michigan St. (1/10/23)	.565 (13-23)	GREEN BAY (11/15/22)
• Offensive Rebounds	14	vs. Kansas (11/24/22)	3	3x; MR vs. Penn State (1/17/23)
• Defensive Rebounds	36	vs. Kansas (11/24/22)	17	vs. Lehigh (12/15/22)
• Total Rebounds	50	vs. Kansas (11/24/22)	20	vs. Lehigh (12/15/22)
• Fouls	22	2x; MR at Ohio State (2/2/23)	10	at Maryland (1/25/23)
• Assists	18	vs. Iowa (12/11/22)	6	3x; MR vs. Dayton (11/23/22)
• Turnovers	20	vs. Minnesota (1/3/23)	6	at Northwestern (1/23/23)
• Steals	10	vs. Marquette (12/3/22)	2	3x; MR vs. vs. Illinois (1/28/23)
• Blocked Shots	9	vs. Stanford (11/11/22)	1	2x; MR at Northwestern (1/23/23)

MISCELLANEOUS

HIGH

SECOND-HIGHEST

• UW's Largest Deficit Overcome in Win	7 2x; MR (1:01 H) vs. Penn State (1/17/23)	6 (16:38 2H) at Iowa (12/11/22)
• UW's Largest Deficit Overcome in Win (2nd Half/OT)	6 (16:38 2H) at Iowa (12/11/22)	--
• UW's Largest Lead Surrendered in Loss	6 (00:05 1H) WAKE FOREST (11/29/22)	5 (2x) MR (5:45 2H) vs. Michigan St. (1/10/23)
• UW's Largest Lead Surrendered in Loss (2nd Half/OT)	7 (19:15 2H) WAKE FOREST (11/29/22)	4 (15:48 2H) at Northwestern (1/23/23)
• UW's Largest Halftime Lead	17 GREEN BAY (11/15/22)	16 at Ohio State (2/2/23)
• UW's Largest Halftime Deficit	13 vs. Kansas (11/24/22)	6 (2x) MR at Northwestern (1/23/23)
• UW's Largest Lead	28 (83-55, 0:46) SOUTH DAKOTA (11/7/22)	25 (78-53, 1:02 2H) Lehigh (12/15/22)
• UW's Largest Deficit	21 (61-40, 2:51 2H) at Indiana (1/14/23)	18 (73-55, 0:46 2H) at Maryland (1/25/23)

INDIVIDUAL SUPERLATIVES

WISCONSIN

HIGH

SECOND-HIGHEST

• Points	25	Steven Crowl (vs. Western Michigan - 12/30/22)	23	Tyler Wahl (vs. Kansas - 11/24/22)
• First-Half Points	16	Hepburn (Marquette - 11/29/22)	14	Connor Essegian (Ohio State - 2/2/23)
• Second-Half Points	20	Steven Crowl (vs. Western Michigan - 12/30/22)	18	Crowl & Hepburn (at Illinois - 1/7/23)
• Field Goals Made	9	4x; MR Crowl (vs. Penn State - 1/17/23)	9	Tyler Wahl (at Iowa - 12/11/22)
• Field Goal Attempts	19	Tyler Wahl (vs. Kansas - 11/24/22)	18	2x; MR Crowl & Hepburn (at Illinois 1/7/23)
• Field Goal Percentage (min. 6 made)	.700 (7-10)	Chucky Hepburn (at Marquette - 12/3/22)	.692 (9-13)	Crowl (vs. Western Michigan - 12/30/22)
• 3-Point Field Goals Made	6	Chucky Hepburn (vs. Wake Forest - 11/29/22)	5	Chucky Hepburn (at Marquette - 12/3/22)
• 3-Point Field Goal Attempts	12	Chucky Hepburn (vs. Wake Forest - 11/29/22)	9	Chucky Hepburn (at Northwestern - 1/23/23)
• 3-Point Field Goal Pct. (min. 3 made)	.833 (5-6)	Chucky Hepburn (at Marquette - 12/3/22)	.750 (3-4)	3x; MR Essegian (vs. Michigan St. - 1/10/23)
• Free Throws Made	9	Tyler Wahl (SOUTH DAKOTA - 11/7/22)	7	Tyler Wahl (vs. Kansas - 11/24/22)
• Free Throw Attempts	10	Tyler Wahl (SOUTH DAKOTA - 11/7/22)	8	2x; MR Wahl (vs. Kansas - 11/24/22)
• Free Throw Pct. (min. 7 made)	.900 (9-10)	Tyler Wahl (SOUTH DAKOTA - 11/7/22)	.875 (7-8)	Tyler Wahl (vs. Kansas - 11/24/22)
• Offensive Rebounds	4	3x; MR Steven Crowl (at Illinois 1/7/23)	3	5x; MR Davis (at Northwestern - 1/23/23)
• Defensive Rebounds	10	Steven Crowl (vs. Penn State - 1/17/23)	9	3x; MR Steven Crowl (Ohio State - 2/2/23)
• Total Rebounds	12	Steven Crowl (at Illinois - 1/7/23)	11	2x; MR Crowl (vs. Stanford - 1/17/23)
• Fouls	5	2x; Davis (MR at Northwestern - 1/23/23)	5	Tyler Wahl (MARYLAND - 12/6/22)
• Assists	7	2x; MR Chucky Hepburn (at Illinois - 1/7/23)	5	3x; MR Hepburn (at Northwestern - 1/23/23)
• Turnovers	5	Tyler Wahl (Marquette - 12/3/22)	4	3x; MR Wahl (at Northwestern - 1/23/23)
• Steals	5	Chucky Hepburn (vs. Minnesota - 1/3/23)	4	2x; MR Hepburn (at Illinois - 1/7/23)
• Blocked Shots	3	Steven Crowl (vs. Stanford - 11/11/22)	2	2x; MR Wahl (Western Michigan - 12/30/22)

OPPONENT

HIGH

SECOND-HIGHEST

• Points	32	Tyree Appleby (vs. Wake Forest - 11/29/22)	29	Jalen Wilson (vs. Kansas - 11/24/22)
• First-Half Points	17	Perrott-Hunt (SOUTH DAKOTA - 11/7/22)	13	Boogie Ellis (vs. USC - 11/25/22)
• Second-Half Points	20	Tyree Appleby (vs. Wake Forest - 11/29/22)	18	matthew Mayer (vs. Illinois - 1/28/23)
• Field Goals Made	11	Tyree Appleby (vs. Wake Forest - 11/29/22)	10	Perrott-Hunt (SOUTH DAKOTA - 11/7/22)
• Field Goal Attempts	20	2x; MR Wilson (vs. Kansas - 11/24/22)	17	Kobe Elvis (vs. Dayton - 11/23/22)
• Field Goal Percentage (min. 7 made)	.700 (7-10)	Evan Taylor (vs. Lehigh - 11/15/22)	.692 (9-13)	Trayce Jackson-Davis (at Indiana - 1/14/23)
• 3-Point Field Goals Made	6	Coleman Hawkins (at Illinois - 1/7/23)	5	2x; MR Mayer (vs. Illinois - 1/28/23)
• 3-Point Field Goal Attempts	11	Matthew Mayer (vs. Illinois - 1/28/23)	9	2x; MR Hawkins (at Illinois - 1/7/23)
• 3-Point Field Goal Pct. (min. 3 made)	1.000 (3-3)	Tyson Walker (vs. Michigan St. - 1/10/23)	.833 (5-6)	Drew Peterson (vs. USC - 11/25/22)
• Free Throws Made	9	2x; MR Shannon Jr. (at Illinois - 1/7/23)	7	Oliver Prosper (at Marquette - 12/3/22)
• Free Throw Attempts	14	Jalen Wilson (vs. Kansas - 11/24/22)	12	Terrence Shannon Jr. (at Illinois - 1/7/23)
• Free Throw Pct. (min. 5 made)	1.000 (5-5)	4x; MR Funk (vs. Penn St. - 1/17/23)	.875 (7-8)	Oliver Prosper (at Marquette - 12/3/22)
• Offensive Rebounds	5	Jordan Geronimo (at Indiana - 1/14/23)	4	3x; MR Zed Key (Ohio State - 2/2/23)
• Defensive Rebounds	14	Jalen Wilson (vs. Kansas - 11/24/22)	12	Trayce Jackson-Davis (at Indiana - 1/14/23)
• Total Rebounds	14	Jalen Wilson (vs. Kansas - 11/24/22)	12	2x; MR Jalen Pickett (vs Penn St. - 1/17/23)
• Fouls	5	3x; MR Sensabaugh (Ohio State - 2/2/23)	4	19x; MR Key (Ohio State - 2/2/23)
• Assists	8	3x; MR Hakim Hart (at Maryland - 1/25/23)	7	Dajuan Harris (vs. Kansas - 11/24/22)
• Turnovers	6	2x; Shannon Jr. (vs. Illinois - 1/28/23)	5	3x; MR Likekele (Ohio State - 2/2/23)
• Steals	4	Zae Blake (GREEN BAY - 11/15/22)	3	5x; MR Likekele (Ohio State - 2/2/23)
• Blocked Shots	5	Trayce Jackson-Davis (at Indiana - 1/14/23)	4	Jones (vs. Stanford - 11/11/22)

THE LAST TIME WISCONSIN...

Wisconsin Team

UW ranked No. 1 in AP Top 25: Feb. 21, 2007
UW ranked in AP Top 25: No. 18 (1/11/23)
UW ranked in USA Today Coaches Poll: No. 18 (1/11/23)
Played AP No. 1-ranked opponent: Win vs. Villanova, 65-62 (3/18/17)
Defeated AP No. 1-ranked opponent: Villanova, 65-62 (3/18/17)
Played AP No. 2-ranked opponent: Win vs. Michigan, 64-54 (1/19/19)
Defeated opponent ranked 3-10 by AP: Win vs. No. 8 Purdue, 70-67 (3/1/22)
Defeated opponent ranked 11-25 by AP: Win vs. No. 13 Maryland, 64-59 (12/6/22)
Defeated AP Top 25 opponent on the road: Win at No. 17 Michigan State, 70-62 (2/8/22)

Scoring

Scored 20 or more points: 21, Steven Crowl vs. Penn State (1/17/23)
Scored 30 or more points: 30, Johnny Davis at Indiana (2/15/22)
Scored 40 or more points: 43, Frank Kaminsky vs. North Dakota (11/19/13)
Two or more Badgers scored 30 points, same game: Joe Franklin (31) and Chuck Nagle (30) vs. Purdue (3/2/68) — only other time this happened in school history was Jack Brens (31) and Ken Siebel (31) vs. Utah (12/28/62)
Two or more Badgers scored 20 points, same game: Chucky Hepburn (22) and Steven Crowl (20) at Illinois (1/7/23)
Three or more Badgers scored 20 points, same game: Jon Leuer (24), Josh Gasser (21), Jordan Taylor (20), vs. PVAMU (11/14/10)
Scored 20 points in one half: Steven Crowl (20 in 2nd Half) vs. Western Michigan (12/30/22)
Scored 20 points/two straight games: Johnny Davis (30 at Indiana, 2/15/22; 25 vs. Michigan, 2/20/22)
Scored 20 points/three straight games: Johnny Davis (26 vs. Iowa, 1/6/22; 37 at #3 Purdue, 1/3/22; 20 vs. Illinois State, 12/29/21)
Scored 20 points/four straight games: Johnny Davis (26 vs. Iowa, 1/6/22; 37 at #3 Purdue, 1/3/22; 20 vs. Illinois State, 12/29/21; 24 at #21 Ohio State, 12/11/21)
Scored 20 points/five straight games: Johnny Davis (26 vs. Iowa, 1/6/22; 37 at #3 Purdue, 1/3/22; 20 vs. Illinois State, 12/29/21; 24 at #21 Ohio State, 12/11/21; 23 vs. Indiana, 12/8/21)
Scored 30 points/two straight games: Michael Finley (30 at Michigan, 1/29/94; 32 vs. Michigan State, 2/2/94)
No Badger scored in double figures: vs. Marquette (12/8/12)
One Badger scored in double figures: 14, Connor Essegian at Indiana (1/14/23)
Four players scored in double figures: Connor Essegian (17), Chucky Hepburn (15), Steven Crowl (14) and Max Klesmit (12) at Ohio State (2/2/23)
Five players scored in double figures: Johnny Davis (25), Steven Crowl (11), Brad Davison (10), Chucky Hepburn (10), and Tyler Wahl (10) vs. Michigan (2/20/22)
Six players scored in double figures: Reuvers (19), Davison (15), Ford (12), King (12), Trice (11) and Pritzl (10) vs. Green Bay (11/21/19)
UW Scored 70 or more points: 76, vs. Western Michigan (12/30/22)
UW Scored 80 or more points: 80, Marquette (12/3/22)
UW Scored 90 or more points: 92, vs. Arkansas-Pine Bluff (11/27/20)
UW Scored 100 or more points: 101, vs. Savannah State (12/13/18)

Field Goal Shooting

Shot 90 percent or better (min. 10 att.): .900 (9-10), Carlton McGee vs. Michigan (2/26/92)
UW shot 50 percent or better: .519, vs. Western Michigan (12/30/22)
UW shot 60 percent or better: .603, vs. Houston Baptist (11/17/18)
UW shot 70 percent or better: .744, vs. Army (12/30/79)
UW made 30 or more field goals: 31, vs. Lehigh (12/15/22)
UW made 40 or more field goals: 42, vs. Iowa (3/9/94)
UW made 50 or more field goals: Has not happened
UW attempted 60 or more field goals: 64, at Illinois (1/7/23)
UW attempted 70 or more field goals: 70, vs. Iowa (2/18/21)
UW attempted 80 or more field goals: 83, vs. Northwestern (1/28/95)
UW attempted 100 or more field goals: 102, vs. South Dakota (12/9/72)

3-Point Field Goal Shooting

Made 5 or more 3-point field goals: Chucky Hepburn (5-6 3FG) vs. Marquette (12/3/22)
UW shot 40 percent or better (min. 8 att.): .412 (7-17) at Maryland (1/25/23)
UW shot 50 percent or better (min. 8 att.): .524 (11-21) vs. Lehigh (12/15/22)
UW shot 60 percent or better (min. 8 att.): .640 (16-25), vs. Louisville (12/19/20)
UW shot 70 percent or better (min. 8 att.): .727, at Indiana (2/25/10)
UW shot 80 percent or better (min. 8 att.): .889, vs. North Dakota St. (12/10/86)
UW shot 90 percent or better (min. 8 att.): .900, at Illinois (1/25/97)
UW made 10 or more 3-point field goals: 12, vs. Western Michigan (12/30/22)
UW made 15 or more 3-point field goals: 16, vs. Louisville (12/19/20)
UW attempted 30 or more 3-point field goals: 30, at Northwestern (1/23/23)
UW attempted 40 or more 3-point field goals: 40, vs. Temple (12/3/01)

Double-Double / Triple-Double

Had a triple-double: Ethan Happ (13 pts, 12 reb, 11 ast) vs. Northwestern (1/26/19)
Had a double-double (Pts/Reb): Steven Crowl (21 pts, 11 reb) vs. Penn State (1/17/23)
Had a double-double (Pts/Ast): Ethan Happ (10 p, 11 r, 12a) vs. Coppin St. (11/6/18)
Had a double-double (Ast/Reb): Ethan Happ (10p, 11r, 12a) vs. Coppin St. (11/6/18)
Had a double-double in consecutive games: Johnny Davis (1/30/21 and 2/2/22)
Two with double-double: Potter (24 p, 13 r) & Davison (11 p, 13 r) at Penn State (1/11/20)

Free Throw Shooting

Perfect at the FT line (min. 10 att.): 10-10, Brad Davison at Indiana (2/15/22)
UW shot 80 percent or better (min. 12 att.): .842 (16-19) vs. Green Bay (11/15/22)
UW shot 90 percent or better (min. 12 att.): .900 (19-21), vs. Green Bay (11/12/21)
UW shot 100 percent (min. 12 att.): 15-15, vs. Nebraska (12/22/20)
UW made 20 or more free throws: 20, vs. Nebraska (3/6/22)
UW made 30 or more free throws: 30, vs. Minnesota (2/13/14)
UW made 40 or more free throws: 40, vs. Minnesota (1/12/53)
UW attempted 30 or more free throws: 32, vs. Illinois State (12/29/21)
UW attempted 40 or more free throws: 42, at Illinois (2/3/13)
UW attempted 50 or more free throws: 50, at Indiana (2/12/62)
UW attempted 60 or more free throws: 61, at Michigan (2/21/53)

Rebounds

Had 10+ rebounds: 11, Steven Crowl vs. Penn State (1/17/23)
Had 15+ rebounds: 15, Johnny Davis vs. Minnesota (1/30/22)
Had 20+ rebounds: 25, Joe Chrnlich vs. St. Mary's (12/2/76)
Had 30+ rebounds: 30, Paul Morrow vs. Purdue (1/3/53)
Had 10+ reb. in consecutive games: Johnny Davis, Two Straight (1/30/21, 2/2/22)
UW had 40+ rebounds: 45, vs. Green Bay (11/15/22)
UW had 50+ rebounds: 50, vs. Green Bay (11/12/21)

Assists

Had 10 or more assists: 11, Ethan Happ vs. Northwestern (1/26/19)
Had 15 or more assists: Has not happened
UW had 20 or more assists: 22, vs. Louisville (12/19/20)
UW had 30 or more assists: 30, vs. Iowa (3/9/94)

Blocked Shots

Had 5 or more blocked shots: 9 Nate Reuvers vs. Eastern Illinois (11/8/19)
Had 10 or more blocked shots: Has not happened
UW had 10 or more blocked shots: 10 vs. Eastern Illinois (11/25/20)
UW had 15 or more blocked shots: Has not happened

Steals

Had 5 or more steals: 5, (2x) Chucky Hepburn vs. Minnesota (1/3/23)
Had 10 or more steals: 10, Mike Kelley vs. Texas (12/7/99)
UW had 10 or more steals: 13, vs. Minnesota (1/3/23)
UW had 15 or more steals: 16, (2x) MR vs. California (12/2/12)

Turnovers

UW had 1 or fewer turnovers: 1, vs. Iowa (1/20/15)
UW had 5 or fewer turnovers: 4, vs. Michigan State (1/10/23)
UW had 0 turnovers in a half: 0 in 2H, vs. Western Michigan (12/30/22)
Opponent committed 15 or more turnovers: 15, at Iowa (12/11/22)
Opponent committed 20 or more turnovers: 20, vs. Illinois (2/27/21)

Overtime

Won a game in overtime: OT at Iowa (78-75), 12/11/22
Lost a game in overtime: vs. Kansas (69-68), 11/24/22
Played a 2-overtime game: win vs. Indiana (80-73), 1/7/21
Played a 3-overtime game: loss vs. Indiana (85-86), 2/16/87
Played in consecutive OT games: (3) vs. Iowa (2/6/13), vs. Mich. (2/9/13), at Minn. (2/14/13)

Miscellaneous

Hit a buzzer beater: vs. Xavier, 3/20/16 (Bronson Koenig hits 3PT in corner, UW 66-63)
Won after trailing by at least 10 pts in second half: 17 vs. Indiana, 12/8/21 (down 42-25, 19:43 remaining - won 64-59)
Won after trailing by at least 15 pts in second half: 17 vs. Indiana, 12/8/21 (down 42-25, 19:43 remaining - won 64-59)
UW scored 10 straight points or more: 10-0 (19:39 2H)) at Ohio State (2/2/23)
UW scored 15 straight points or more: 16-0 (16:14 - 10:57 2H) vs. Nicholls (12/15/21)
UW held opp. scoreless 5:00 or longer: 6:31 (1H) at Maryland (1/25/23)
UW held opp. scoreless for 8:00 or longer: 10:24 (17:26 - 7:02 1H) vs. Penn State (2/5/22)