



# UNIVERSITY OF MICHIGAN BASKETBALL

GAME DAY NOTEBOOK

NCAA CHAMPIONS 1989 | BIG TEN TITLES 1921, '26, '27, '29, '48, '64, '65, '66, '74, '77, '85, '86, 2012, '14, '21 | BIG TEN TOURNAMENT 1998, 2017, '18

Michigan Basketball   2022-23			
Overall	16-12	Big Ten	10-7
Home	11-4	Home	7-2
Away	3-5	Away	3-5
Neutral	2-3	Neutral	0-0
in OT	0-0	in OT	0-0
vs. Ranked	0-3	vs. Ranked	0-0
Associated Press	not ranked		
Coaches Poll	not ranked		

Ratings (363 Division I Programs)			
NCAA Net:	53rd	Q1:	3-10
		Q2:	5-1
		Q3:	3-0
		Q4:	5-1
		SOS:	28th
KenPom:	44th	SOS:	29th
Sagarin:	31st	SOS:	17th
ESPN BPI:	53rd	SOS:	22nd
KPI:	50th	SOS:	25th

## 28 MICHIGAN wolverines (16-12; 10-7 Big Ten) vs. WISCONSIN badgers (16-11; 8-9 Big Ten)

### Game Day | Big Ten Regular Season

- **Date:** Sunday, February 26, 2023
- **Tipoff:** 2:07 p.m. (possible 5 minute slide to 2:12 p.m.)
- **Location:** Ann Arbor, Michigan
- **Arena:** Crisler Center (12,707) - **SOLD OUT!**
- **TV:** CBS Sports
- **TV:** Andrew Catalon (p-by-p) & Steve Lappas (analyst)
- **U-M Radio:** Michigan Sports Network from Learfield
- **U-M Talent:** Brian Boesch (p-by-p) & Terry Mills (analyst)
- **U-M Stations:** Detroit: WWJ-Radio (950 AM) | Ann Arbor: WTKA (1050 AM)
- **Satellite Radio:** SiriusXM: 134 or 195 | SXM App: 967



Date	Rank	Opponent	W/L	Score	TV/Record
Mon., Nov. 7	[22/22]	PURDUE FORT WAYNE	W	75-56	1-0
Fri., Nov. 11	[22/22]	vs. Eastern Michigan (1)	W	88-83	2-0
Wed., Nov. 16	[20/21]	vs. Pittsburgh (2)	W	91-60	3-0
Thu., Nov. 17	[20/21]	vs. Arizona State (2)	L	87-62	3-1
Sun., Nov. 20	[20/21]	OHIO	W	70-66 ot	4-1
Wed., Nov. 23	[rv/rv]	JACKSON STATE	W	78-68	5-1
Tue., Nov. 29	[rv/rv]	[3/3] VIRGINIA (3)	L	70-68	5-2
Sun., Dec. 4	[rv/rv]	vs. [19/18] Kentucky (4)	L	73-69	5-3
Thu., Dec. 8	-/-	at Minnesota+	W	90-75	6-3; 1-0
Sat., Dec. 17	-/-	LIPSCOMB	W	83-75	7-3; 1-0
Wed., Dec. 21	-/-	vs. North Carolina (5)	L	80-76	7-4; 1-0
Thu., Dec. 29	-/-	CENTRAL MICHIGAN	L	63-61	7-5; 1-0
Sun., Jan. 1	-/-	[rv/21] MARYLAND+	W	81-46	8-5; 2-0
Wed., Jan. 4	-/-	[-/rv] PENN STATE+	W	79-69	9-5; 3-0
Sat., Jan. 7	-/-	at [rv/rv] Michigan State+	L	59-53	9-6; 3-1
Thu., Jan. 12	-/-	at [-/rv] Iowa+	L	93-84 ot	9-7; 3-2
Sun., Jan. 15	-/-	[rv/rv] NORTHWESTERN+	W	85-78	10-7; 4-2
Thu., Jan. 19	-/-	at Maryland+	L	64-58	10-8; 4-3
Sun., Jan. 22	-/-	MINNESOTA+	W	60-56	11-8; 5-3
Thu., Jan. 26	-/-	[1/1] PURDUE+	L	75-70	11-9; 5-4
Sun., Jan. 29	-/-	at Penn State+	L	83-61	11-10; 5-5
Thu., Feb. 2	-/-	at [rv/rv] Northwestern+	W	68-51	12-10; 6-5
Sun., Feb. 5	-/-	OHIO STATE+	W	77-69	13-10; 7-5
Wed., Feb. 8	-/-	NEBRASKA+	W	93-72	14-10; 8-5
Sat., Feb. 11	-/-	[18/18] INDIANA+	L	62-61	14-11; 8-6
Tue., Feb. 14	-/-	at Wisconsin+	L	64-59	14-12; 8-7
Sat., Feb. 18	-/-	MICHIGAN STATE+	W	84-72	15-12; 9-7
Thu., Feb. 23	-/-	at Rutgers+	W	58-45	16-12; 10-7
Sun., Feb. 26	-/-	WISCONSIN+	2:07 p.m.		CBS
Thu., March 2	-/-	at Illinois+	6 p.m. CT (7 p.m. ET)		ESPN
Sun., March 5	-/-	at [17/17] Indiana+	4:30 p.m.		CBS

BIG TEN TOURNAMENT   Chicago, Ill. (United Center)					
Date	Rank	Opponent	W/L	Score	TV
Wed., March 8		First Round		5:30 p.m. CT	B1G
Thu., March 9		Second Round		11:00 a.m. CT	B1G
Fri., March 10		Quarterfinal		11:00 a.m. CT	B1G
Sat., March 11		Semifinal		Noon. CT	CBS
Sun., March 12		Championship		2:30 p.m. CT	CBS

NCAA TOURNAMENT   Final Four, Houston, Texas (NRG Stadium)					
Date	Rank	Opponent	W/L	Score	TV
March 14 & 15		First Four			CBS, TBS, TNT, truTV
March 16 & 18		First Round			CBS, TBS, TNT, truTV
March 17 & 19		Second Round			CBS, TBS, TNT, truTV
March 23 & 25		Sweet 16			CBS & TBS
March 24 & 26		Elite Eight			CBS & TBS
Sat., April 1		Final Four			CBS
Mon., April 3		National Championship			CBS

Schedule Legend: + Big Ten game, (1) Played in Detroit, Mich. (Little Caesars Arena), (2) Legends Classic; Brooklyn, N.Y. (Barclays Center), (3) ACC/Big Ten Challenge, Ann Arbor, Mich. (Crisler Center), (4) London Showcase, London, England (O2 Arena), (5) Jumpman Invitational, Charlotte, N.C. (Spectrum Center)

### The Maize & Blue News

- The University of Michigan basketball team (16-12; 10-7 B1G) gets another shot at Wisconsin (16-11; 8-9 B1G) after the Wolverines fell, 64-59, at the Kohl Center just 12 days ago. Now the Badgers come to Crisler Center on "Senior Day" as well as U-M's home regular season finale. The game is scheduled for 2 p.m. with a national broadcast on CBS Sports with Andrew Catalon & Steve Lappas.
- Following Wisconsin, U-M finishes its 20-game Big Ten regular season on the road -- at Illinois (March 2) and at Indiana (March 5).
- Hunter Dickinson, who continues to lead the Wolverines in scoring (17.4) and rebounding (8.6), has seven straight double figure games and four double-doubles.
- In his last five games, Dickinson is 5-for-10 (50.0%) from long range including the game sealing triple against Michigan State (Feb. 18).
- Dickinson has hauled in 240 rebounds (8.6) reaching 200-plus boards for a third straight season. He is closing in on his single season best last year (274; 2021-22).
- In February, Kobe Bufkin has seven straight games scoring in double figures capped off by a 14-point performance in the road win at Rutgers (Feb. 23).
- During his February run, Bufkin has ...
  - > Averaged 15.3 points, 5.4 rebounds and 3.4 assists (7 games)
  - > Posted his first double-double (15 points, 12 rebounds) at Northwestern
  - > Had career-bests for rebounds (12) and assists (8) at Northwestern
  - > Shot 56.0 percent (42-for-75) from the field; 7 straight 5-plus FG games
  - > Shot 52.0 percent (13-for-25) from long range; 4 straight 2-plus 3FG games
  - > Shot 90.9 percent (10-for-11) on free throws; made last seven straight
- Dug McDaniel has paced U-M in the last two wins, leading the team in scoring in both games. He has averaged 17.0 points, 4.0 rebounds, 3.0 steals while shooting 12-for-22 (54.5%) from the field. He had a career-best 18 points against Michigan State (Feb. 18) and a career-best five steals at Rutgers (Feb. 23). In both games he notched career-highs for field goals (6).
- McDaniel leads with 100 assists (3.6 apg), the most for a U-M freshman since All-American Trey Burke had 156 (4.6 apg) in 2011-12 (11 years). McDaniel is the sixth freshman to record 50-plus assists in their first season since 2009-10.
- Combining Kobe Bufkin (80 assists, 36 steals) and Dug McDaniel (100 assists, 34 steals), the Maize and Blue duo has nearly half of U-M's 349 assists (180) and 140 steals (70).
- Jett Howard, who is second with 14.4 ppg, has a team-best 69 three-pointers (3rd in Big Ten; Penn State's Andrew Funk, 82). He missed his second career game at Rutgers (Feb. 23) due to a right ankle injury. He is a game time decision for Wisconsin.
- Tarris Reed, Jr. scored a career-best-tying eight points while grabbing a career-best 10 rebounds against Michigan State (Feb. 18). In his first 20 games, Reed was 7-for-32 (21.8%) at the free throw. Over his last seven, he has gone 11-for-16 (68.7%).
- Starting the last three games while Terrance Williams II returns from a bruised knee, Will Tschetter scored a career-best-tying seven points against Michigan State (Feb. 18). He had a career-best five rebounds and two assists at Wisconsin (Feb. 14).
- Tschetter recently became the fourth Wolverine to earn the College Sports Communicators (CSC) Academic All-District honor. He joins three-time recipients Zack Novak (2010-11-12), Franz Wagner (2021) and Hunter Dickinson (2022).
- Joey Baker has scored in double figures off the bench in four of his last nine games. He has 15 of his 35 three-pointers during this closing stretch, with three games draining three-plus long range buckets.





# University of Michigan | 2022-23 Basketball Roster



No.	Wolverine	Pos.	Hgt.	Wgt.	Class	Hometown (High School/Prep)	Pronunciation/Notes
0	Dug McDaniel	G	5-11	160	Fr.	Washington, D.C. (St. Paul VI Catholic HS)	
1	Hunter Dickinson	C	7-1	260	Jr.	Alexandria, Va. (DeMatha Catholic HS)	
2	Kobe Bufkin	G	6-4	195	So.	Grand Rapids, Mich. (Grand Rapids Christian HS)	
3	Jaelin Llewellyn <i>[out from season]</i>	G	6-2	190	GS	Mississauga, Ontario (Episcopal School/Princeton)	"jay-lynn"   "lou-elle-in"
4	Ian Burns	G	6-6	205	So.	Winnetka, Ill. (New Trier HS)	
5	Terrance Williams II	F	6-7	225	Jr.	Washington, D.C. (Gonzaga College HS)	respectfully requests the use "II"
11	Isaiah Barnes	G	6-7	200	RS-Fr.	Chicago, Ill. (Simeon Career Academy)	
13	Jett Howard	G	6-8	215	Fr.	Miami, Fla. (IMG Academy)	
15	Joey Baker	G	6-7	205	GS	Fayetteville, N.C. (Trinity Christian/Duke)	
23	Gregg Glenn III	F	6-7	230	Fr.	Fort Lauderdale, Fla. (Calvary Christian Academy)	respectfully requests the use "III"
24	Youssef Khayat	F	6-9	195	Fr.	Beirut, Lebanon (Limoges CSP [France])	"you-seff"   "k'high-yacht"
25	Jace Howard	G	6-8	225	Jr.	Miami, Fla. (University School)	
32	Tarris Reed, Jr.	F	6-10	260	Fr.	St. Louis, Mo. (Link Year Prep Academy)	respectfully requests the use of "Jr."
34	William Selvala	F	6-7	215	Sr.	Deerfield, Mass. (Deerfield Academy)	"sale-val-lah"
42	Will Tschetter	F	6-8	240	RS-Fr.	Stewartville, Minn. (Stewartville HS)	"cheddar"
45	Cooper Smith	G	6-1	175	So.	Saline, Mich. (Hackett Catholic/Kalamazoo College)	

Michigan Basketball	Coaching Staff	U-M Season	Alma Mater	Pronunciation/Notes
David & Meredith Kaplan Head Coach	Juwan Howard	4th season	Michigan, 1995	
Associate Head Coach	Phil Martelli	4th season	Widener College, 1976	
Assistant Coach	Saddi Washington	7th season	Western Michigan, 1998	"sod-dee"
Assistant Coach	Howard Easley	4th season	Boston College, 1995	"eyes-lee"
Director of Basketball Operations	Chris Hunter	9th season	Michigan, 2006	
Director of Program Personnel & Development	Jay Smith	4th season	Saginaw Valley State, 1984	
Video Analyst	Jaaron Simmons	4th season	Ohio 2017 & Michigan, 2021	"juh-ron"
Strength & Conditioning Coach	Jon Sanderson	14th season	Ohio, 2002	
Athletic Trainer	Chris Williams	2nd season	Ohio State, 2006	
Graduate Manager	Colin Anschuetz	2nd season	Michigan, 2020	"ann-shoots"

**Captains:** Juniors Hunter Dickinson, Jace Howard and Terrance Williams II





## University of Michigan | 2022-23 Quick Facts

### QUICK FACTS

City	Ann Arbor, Michigan
Population	125,835
Founded	1817
Enrollment	50,278
Nickname	Wolverines
School Colors	Maize (PMS 116) & Blue (PMS 282)
Fight Song	The Victors
Arena	Crisler Center (12,707)
Conference	Santa J. Ono
Athletics Director	Warde Manuel

### ALL-TIME RECORD

	OVERALL	SANCTION
Years of U-M Basketball	107th (1909, 1918 to current)	
Overall Record	1694-1087	1581-1030
Big Ten Record	849-745	799-709
Non-Conference Record	845-342	782-321
NCAA Titles	1x (1989)	
NIT Titles	2x (1984, 1997*, 2004)	
B1G Regular Season Titles	15x (1921, 1926, 1927, 1929, 1948, 1964, 1965, 1966, 1974, 1977, 1985, 1986, 2012, 2014, 2021)	
B1G Tournament Titles	2x (1998*, 2017, 2018)	

### CRISLER CENTER

	OVERALL	SANCTION
Seasons	56th (1967-68)	
Overall Record	681-182	623-168
Big Ten Record	344-138	312-127
Non-Conference Record	337-44	311-41
Capacity	12,707	264 sellouts
First Game	vs. Kentucky (L, 96-79; Dec. 2, 1967)	
Nickname	"The House that Cazzie Built"	
Student Section	"Maize Rage"   founded (1999-2000)	
Retired Jersey	No. 33, Cazzie Russell (Dec. 11, 1993)	
Honored Jerseys	No. 45, Rudy Tomjanovich (Feb. 8, 2003) No. 35, Phil Hubbard (Jan. 11, 2004) No. 41, Glen Rice (Feb. 20, 2005) No. 22, Bill Buntin (Jan. 7, 2006)	

### POSTSEASON YEARS

B1G Tournament (25): 1998* to 2022
NIT (10): 1971, 1980, 1981, 1984, 1991, 1997*, 2000, 2004, 2006, 2007
NCAA Tournament (31): 1948, 1964, 1965, 1966, 1974, 1975, 1976, 1977, 1985, 1986, 1987, 1988, 1989, 1990, 1992*, 1993*, 1994, 1995, 1996*, 1998*, 2009, 2011, 2012, 2013, 2014, 2016, 2017, 2018, 2019, 2021, 2022

NCAA TOURNAMENT	OVERALL	SANCTION	EFFECTED
Appearances	31	27	4
Record	66-30	59-26	7-4
First Four	1	1	0
First Round	26	22	4
Second Round	19	16	3
Sweet 16	18	16	2
Elite Eight	15	13	2
Final Four	8	6	2
Championship Game	7	5	2
Third Place	1964		
Runner-up	1965, 1976, 1992*, 1993*, 2013, 2018		
Titles	1989		

POSTSEASON NIT	OVERALL	SANCTION	DIFFERENCE
Appearances	10	9	1
Record	25-7	20-7	5-0
Home	16-0	14-0	2-0
Road	1-5	0-5	1-0
Madison Square Garden	8-2	6-2	2-0
Final Four	5	4	1
Championship Game	4	3	1
Titles	1984, 1997*, 2004		
Runner-up	2006		

B1G TOURNAMENT	OVERALL	SANCTION	DIFFERENCE
Record	31-22	25-20	4-1
First Round	7-4	6-4	1-0
Second Round	4-1	4-0	-
Quarterfinal	11-9	9-8	1-1
Semifinal	6-5	4-5	1-0
Championship	3-3	2-2	1-0
Championship Game	5	4	1
Titles	1998*, 2017, 2018		
Runner-up	2014, 2019		

### TEAM INFORMATION

David & Meredith Kaplan U-M Head Coach	Juwan Howard (Michigan, 1995)
Career Record & at Michigan	77-44 (4th season)
B1G Record at Michigan	45-29 (4th season)
Associate Head Coach	Phil Martelli (4th season)
Assistant Coach	Saddi Washington (7th season)
Assistant Coach	Howard Easley (4th season)
Director of Basketball Operations	Chris Hunter (9th season)
Director of Program Personnel	Jay Smith (4th season)
Video Analyst	Jaaron Simmons (4th season)
Graduate Manager	Colin Anschuetz (2nd season)
Athletic Trainer	Chris Williams (2nd season)
Strength & Conditioning	Jon Sanderson (14th season)

### 2021-22 SEASON IN REVIEW

Record:	19-15
Big Ten Record:	11-9 (8th)
Final Associated Press Poll:	N/A
Final Coaches Poll:	25th (108)
Big Ten Tournament	No. 8 seed
First Round	Bye
Second Round	No. 9 Indiana (L, 74-69)
NCAA Tournament	No. 11 seed (South Regional)
First Round	No. 6 Colorado State (W, 75-63)
Second Round	No. 3 Tennessee (W, 76-68)
Sweet 16	No. 2 Villanova (L, 63-55)

### TEAM INFORMATION

#### Starters Returning/Lost: 1/4

#### Starters Returning (1)

Hunter Dickinson (center)

#### Starters Lost (4)

Eli Brooks (G), DeVante' Jones (G), Caleb Houston (G), Moussa Diabate' (F)

#### Players Returning/Lost: 9/9

#### Players Lost (9)

Graduate guard Eli Brooks (exhausted eligibility)  
Graduate guard DeVante' Jones (exhausted eligibility)  
Senior forward Brandon Johns, Jr. (graduate transfer to VCU)  
Senior forward Jaron Faulds (graduation)  
Senior guard Adrien Nunez (graduation)  
Senior guard Brandon Wade (graduation)  
Sophomore guard Zeb Jackson (transfer to VCU)  
Freshman guard Frankie Collins (transfer to Arizona State)  
Freshman forward Moussa Diabate (early entry to NBA Draft, 2nd round L.A. Clippers)  
Freshman guard Caleb Houston (early entry to NBA Draft, 2nd round Orlando Magic)

#### Newcomers (9)

Graduate guard Joey Baker (Duke)  
Graduate guard Jaelin Llewellyn (Princeton)  
Freshman forward Gregg Glenn III (Pompano Beach, Fla.)  
Freshman guard Jett Howard (Miami, Fla.)  
Freshman forward Youssef Khayat (Beirut, Lebanon)  
Freshman guard Dug McDaniel (Washington, D.C.)  
Freshman forward Tarris Reed, Jr. (St. Louis, Mo.)  
Senior walk-on forward Jackson Selvala (former manager, elevated)  
Sophomore walk-on guard Cooper Smith (son of Jay Smith)

### LEARFIELD IMG COLLEGE

Flagship Radio Station	WWJ (950AM)
Local Radio Station	WTKA (1050 AM)
U-M Play-By-Play	Brian Boesch
U-M Analyst	Terry Mills
Engineer	Tony Butler

### MICHIGAN BASKETBALL SOCIAL MEDIA

Website	MGoBlue.com
Facebook	Michigan Basketball
Twitter	@umichbball
Instagram	@umichbball
TikTok	@umichbball
Head Coach	@JuwanHoward
Twitter (Athletics)	@umichathletics
Instagram (Athletics)	@umichathletics

### U-M ATHLETIC COMMUNICATIONS

Associate Director	Tom Wywrot (25th year)
Mobile   Email	(734) 320-1148   twywrot@umich.edu
Student Assistant	Ben Kesman (248) 804-7884
Student Assistant	Ben Metcalf (616) 566-0978
Associate Athletic Director	Kurt Svoboda
Mobile   Email	(617) 872-6111   kurtks@umich.edu





## This is Michigan Basketball

### Quick Hitters: Hunter Dickinson

- Leads U-M in scoring (17.4) & rebounding (8.6) for a third straight season
  - Fourth Wolverines to lead U-M in scoring, rebounding in multiple seasons
- 27th Wolverine to surpass 1,400 career points (1,475; 22nd all-time)
- 17th Wolverine to surpass 700 career rebounds (720; 15th all-time)
- Leads U-M with 25 double figure games; with nine 20-plus & two 30-plus
  - Scored a season-best 32 points against Maryland (Jan. 1)
- Leads U-M with 11 10-plus rebounding games
  - Grabbed a career-best-tying 15 rebounds vs. Northwestern (Jan. 15)
- Posted third straight 200-plus (240) rebound season
  - 12th Wolverine to do so; first in 20 years (LaVell Blanchard)
- Leads U-M with 10 double-doubles; has 28 in career (10th all-time)
- Leads U-M with 44 blocks; with seven games of three-plus
- Since a two-game stretch going 3-for-10 at the free throw line (Northwestern, at Maryland), Dickinson has gone 40-for-47 (85.1%) -- an 10-game stretch.

### Tracking: Hunter Dickinson

- > 12 more games would make him the 75th Wolverine to reach 100 (88)
- > 13 points to reach 500 points for a second straight season (487)
- > 17 more blocks would make him the seventh Wolverine with 150 in career (133)
- > 18 more fields would make him 16th Wolverines with 600 in career (582)
- > 25 points would make him the 22nd Wolverine to reach 1,500 in a career (1,475)
- > 25 more rebounds would catch coach Juwan Howard (745); crack U-M's top 12
- > 28 more free throws would make him the 20th Wolverine with 300 in a career (272)
- > 34 more rebounds (240) would give him a single season career best (274; 2021-22)
- > 47 more field goals to crack U-M's top 10 (Jalen Rose; 629)
- > 51 more points would catch coach Juwan Howard (1,526); crack U-M's top 20
- > 80 rebounds would make him the 10th Wolverines with 800 in a career (720)

### Hunter Dickinson is the ...

- Third Wolverine to post three straight seasons of 40-plus blocks
  - > (3x) Roy Tarpley: 1983-84 (69), 1984-85 (66), 1985-86 (97)
  - > (4x) Courtney Sims: 2003-04 (68), 2004-05 (52), 2005-06 (47), 2006-07 (46)
  - > (3x) Hunter Dickinson: 2020-21 (40), 2021-22 (49), 2022-23 (44)
- Fourth Wolverine to lead U-M in points and rebound in multiple seasons
  - > (4x) LaVell Blanchard (2000-01-02-03)
    - 1999-2000 (14.4/7.9), 2000-01 (17.8/8.4), 2001-02 (14.8/6.3), 2002-03 (16.2/6.8)
  - > (3x) Rudy Tomjanovich (1968-69-70)
    - 1967-68 (19.5/13.5), 1968-69 (25.7/14.2), 1969-70 (30.1/10.3)
  - > (3x) Roy Tarpley (1984-85-86)
    - 1983-84 (12.5/8.1), 1984-84 (19.0/10.4), 1985-86 (15.9/8.8)
  - > (3x) Hunter Dickinson (2021-22-23)
    - 2020-21 (14.1/7.4), 2021-22 (18.6/8.6), 2022-23 (17.4/8.6)
- Fifth Wolverine with 1,000 points/500 rebounds/100 blocks
  - > Roy Tarpley (1983-86: 1,601 points, 953 rebounds, 251 blocks)
  - > Chris Webber (1992-93: 1,218 points, 702 rebounds, 174 blocks)
  - > Maceo Baston (1995-98: 1,340 points, 830 rebounds, 139 blocks)
  - > Courtney Sims (2004-07: 1,329 points, 728 rebounds, 213 blocks)
  - > Hunter Dickinson (2021-23: 1,475 points, 720 rebounds, 133 blocks)
- 10th Wolverine to record three straight seasons of 200-plus rebounds
  - > Hunter Dickinson: 2020-21 (206), 2021-22 (274), 2022-23 (240)
  - 12th Wolverine to reach 200-plus rebounds in three seasons
- 11th Wolverine with 100-plus blocks (133 blocks)
- 31st Wolverine with 1,000 point/500 rebounds (1,475 points, 720 rebounds)
- 46th Wolverine with 500-plus rebounds (720 rebounds)
  - 17th Wolverine with 700-plus rebounds
- 57th Wolverine with 1,000-plus points (1,475 points)
  - 27th Wolverine with 1,400-plus points

### Quick Hitters: Jett Howard

- Since Jan. 1, has gone 30-for-31 (96.7%) from the free throw line
- Second on U-M with 14.4 points per game
- Scored a U-M season & career-best 34 points at Iowa (Jan. 12)
  - Posted 20 double figure scoring games; second best on U-M
  - Has four 20-plus point games, including two of his last four
- Leads U-M with 69 three-pointers (2.6 per game)
  - Posted 21 games of at least two three-pointers; with four games with five-plus
  - Made a career-best seven three-pointers at Iowa in OT (Jan. 12)
- Howard needs eight three-pointers to crack U-M's top 10 for most in a single season (#10, Zak Irvin: 77 in 2014-15).
- With 31 three-pointers Howard could become the second Wolverine to reach 100 in a season (Louis Bullock, 101 in 1996-97).
- Third on U-M with 54 assists (2.1 apg); with six games with four-plus
- Fourth on U-M with 18 blocks

### Jett Takes Off in First Career Game

- Jett Howard made quite the collegiate debut against Purdue Fort Wayne (Nov. 7). With five three-pointers and 21 points, he became the first Wolverine freshman to record a 20-plus points in their first career game in 23 years.
- Who was the last? Jamal Crawford in his 1999-2000 career opener against Oakland (Nov. 19, 1999). Crawford scored 21 points on 8-for-16 shooting. He had three triple and guided U-M to an 82-62 win over the Grizzlies.
- How did this compare to his father, Juwan? Well, in the elder Howard's debut, he had 13 points, nine rebounds, two assists in a 100-74 win at Detroit-Mercy (Dec. 2, 1991).

### Rookie Makes Magic Again

- Scoring a game-high 34 points in overtime at Iowa (Jan. 12), Jett Howard became the first Wolverine freshman to score 30+ points in eight years. He finished 12-for-22 from the field with a career-best seven three-pointers.
- The last U-M freshman to score 30-plus points was Aubrey Dawkins, who had 31 against Rutgers (March 7, 2015) in Crisler Center. Dawkins was 10-for-15 from the field with eight three-pointers.
- Additionally, Howard's 34 points helped him:
  - Record the highest freshman total in 31 years
    - Jalen Rose: 34 at Iowa (January 9, 1992).
  - Record the most points in a game by a freshman in 17 years
    - Daniel Horton: 34 against Indiana (March 4, 2006)

### Quick Hitters: Kobe Bufkin

- Third on U-M with 12.9 points per game
- Posted 20 double figure scoring games; with four games with 20-plus
  - Career-best: 22 points, two times (back-to-back games)
    - Lipscomb (Dec. 17) & vs. North Carolina (Dec. 21; Jordan Invitational)
- Averaged 4.1 rebounds per game
  - Has nine games with five-plus rebounds
  - Career-best: 12 rebounds at Northwestern (Feb. 2)
- Second on U-M with 80 assists (2.9 apg)
  - Has nine games with four-plus assists
  - Career-best: eight assists at Northwestern
- Recorded first career double-double at Northwestern (15 points, 12 rebounds)
  - Nearly recorded U-M's seventh triple-double (8 assists)
- Leads U-M shooting 83.6 percent (51-for-61) on free throws
  - In the month of February, he is 10-for-11 at the free throw line
- Leads U-M with 36 steals (1.2 spg)
- Third on U-M with 20 blocks

### Quick Hitters: Dug McDaniel

- Played in all 28 games this season
- Started 20 games after Jaelin Llewellyn was lost for the season (ACL)
  - As starter (34.6 mpg); off the bench (14.6 mpg)
- Averaging 7.8 points per game
  - All nine of his double figure scoring games have come as a starter
  - Career-best: 18 points against Michigan State (Feb. 18)
- Leads U-M with 100 assists (3.6 apg); with 13 games with four-plus assists
  - Career-best: nine assists at Northwestern (Feb. 2)
  - Has the most assists for a freshman since Trey Burke's 156 (2011-12)
  - First freshman with 50-plus assists in nine years (53; Derrick Walton, Jr.; 2013-14)
- Averaging 3.2 rebounds per game
  - Career-best: eight rebounds, two times - Lipscomb (Dec. 17), Minnesota (Jan. 22)
- Second with 34 steals (1.1 spg)
  - Career-best: five steals at Rutgers (Feb. 23)

### Quick Hitters: Tarris Reed, Jr.

- Considered one of two Sixth Men for Wolverines (Joey Baker)
- Averaging 3.6 points and 3.8 rebounds off the bench
  - Career-best: eight points, two times vs. Indiana (Feb. 11) & Michigan State (Feb. 18)
- Has eight games of five-plus rebounds, with one game of 10-plus
  - Career-best: 10 rebounds against Michigan State
- Second on U-M with 26 blocks
  - Career-best: three blocks, three times
    - vs. North Carolina (Dec. 21), Nebraska (Feb. 8) & Michigan State
- Shooting 56.2 percent from the field

### Quick Hitters: Joey Baker

- Considered one of two Sixth Men for Wolverines (Tarris Reed, Jr.)
- Nearly 70 percent of his offense comes from beyond the arc
  - 35 of 49 baskets are three-pointers (71%)
- Surpassed 100 career three-pointers in career (110 -- 35 U-M; 75 Duke)
- Has six games with three-plus three-pointers
  - Season-best: four vs. Pittsburgh (Nov. 16; Legends Classic)
- Has five double figure scoring games
  - Season-best: 14 vs. Pittsburgh and at Northwestern





## This is Michigan Basketball

### Quick Hitters: Terrance Williams II

- Averaging career-bests for scoring (6.7) and rebounding (6.2)
  - Season-best: 18 points vs. Eastern Michigan (Nov. 11)
- Surpassed 100-plus boards (162); more than the total of first two seasons (119)
- Posted 17 games with five-plus rebounds and four with 10-plus
  - Career-best: 13 rebounds at Maryland (Jan. 1)
- Posted his first double-double (18 points, 11 rebounds) vs. Eastern Michigan
- Has eight steals equaling the combined total of his first two seasons (8)

### Who are the Michigan Wolverines?

- Michigan basketball is led by fourth year head coach Juwan Howard -- former Fab Five member and NBA All-Star.
- After a 25-year career in the NBA -- 19 as a player and six as an assistant (all with the Miami Heat), Howard journeyed back to Ann Arbor for his first head coaching job.
- A huge believer in culture -- learned under Pat Riley and Erik Spoelstra -- Howard runs his program by six values -- Discipline, Family, All-In, Accountability, Trust & Sacrifice.
- Howard has instilled his program to be a "solution based" and a "player led" team. He continues to give a voice to his players allowing them the freedom to express opinions on, as well as off, the floor.
- Overall, the Wolverines will look to play at a fast-paced, "read-and-react" offense with ball screen actions as the primary mainstay in their offensive sets. U-M constantly adjusts to its personnel with its cuts, downhill attacks and taking the open shot at a much higher level.
- The offense is coordinated by Howard and assistant coach Howard Easley.
- Coordinated by Howard and Saddi Washington, U-M runs a man-to-man defense, however, they do incorporate several zone options.
- Howard wants his Wolverines to continue to gain confidence and keep shooting, so the "green light" is there for everyone. U-M lives by if you miss, take that next one.
- Howard's Wolverines have continued to develop into a "position-less" team as several players will rotate and play multiple spots during a game.

### Fast Break with the Wolverines

- Hunter Dickinson, Jace Howard and Terrance Williams II were selected captains for the 2022-23 season. U-M's captains are picked by Juwan Howard.
- U-M welcomes graduate transfers -- Jaelin Llewellyn (Princeton) and Joey Baker (Duke). The duo marks the fourth and fifth transfers to join the Wolverines since 2017 -- Jaaron Simmons (Ohio; 2017-18), Mike Smith (2020-21; Columbia) and DeVante' Jones (2021-22; Coastal Carolina). Simmons is currently U-M's video analyst.
- U-M has five freshmen for its Class of 2022 -- guard Jett Howard, guard Dug McDaniel, big man Tarris Reed Jr. and forwards Gregg Glenn III and Youssef Khayat.
- U-M has two left-handed players on the roster -- Hunter Dickinson and Kobe Bufkin.
- In Juwan Howard's 19-year NBA career he had over 257+ teammates including list high-lights of former Wolverines Chris Webber, Loy Vaught, Maurice Taylor as well as current assistant Howard Easley. Other notables include Ray Allen, Carmelo Anthony, Chris Bosh, Tim Hardaway, Allen Iverson, LeBron James, Jason Kidd, Dikembe Mutumbo, Steve Nash, Dirk Nowitzki, Jerry Stackhouse and Dwayne Wade.

### The Young Wolverines

- With 16 players on the Michigan roster, only four have played more than 50+ collegiate games and two of those are grad transfers.
- The list includes Hunter Dickinson (88 games), Terrance Williams II (78 games), Joey Baker (116 games; 88 at Duke) and Jaelin Llewellyn (84 games; 76 at Princeton), who was lost for the season with a left knee injury.
- Despite Kobe Bufkin (56 games) and Jace Howard (49 games) having 40-plus games to their credit, 10 other Wolverines are getting their first taste of college hoops -- five freshmen, two sophomores, two walk-ons and one redshirt.
- Michigan has two Wolverines who have played in the Big Ten Tournament -- Hunter Dickinson (3 games) and Terrance Williams II (2 games).
- U-M has four Wolverines who have play in the NCAA Tournament -- Hunter Dickinson (7 games), Terrance Williams II (6 games) and Kobe Bufkin (1 game; 9 minutes) and Jace Howard (1 game; 1 minute).

### Portal Success

- Over the last five years, Michigan has dipped into the transfer portal five times.
- This season, Michigan welcomes two for the first time with the addition of Princeton's Jaelin Llewellyn and Duke's Joey Baker to the roster. Unfortunately after eight games, U-M lost Llewellyn for the season due to a left ACL injury. Baker has played in all 23.
- In 2017-18, Jaaron Simmons, who is currently U-M's video analyst, came to U-M via Ohio and helped the Wolverines to a second straight Big Ten Tournament title in 2018 as well as advance to the Final Four and national title game vs. Villanova.
- In the 2020-21 covid-19 altered season, Columbia's Mike Smith helped U-M to the 2021 Big Ten regular season title, a No. 1 seed in the NCAA Tournament (East) and the program's fourth Elite Eight appearance since 2013.
- In 2021-22, U-M welcomed Coastal Carolina graduate transfer DeVante' Jones. He led the Wolverines in assists (151; 4.6 apg) while adding 10.3 points and 4.5 rebounds per game. He was instrumental in U-M's run to a fifth straight NCAA Sweet 16.

### Juwan Howard is ...

- One of 52 current DI coaches on the sidelines at their alma maters.
- One of 23 former NBA players currently coaching DI collegiate basketball.
- One of eight former NBA players coaching at their alma mater -- Speedy Claxton (Hofstra), Hubert Davis (North Carolina), Patrick Ewing (Georgetown), Penny Hardaway (Memphis), Aaron McKie (Temple), Kenny Payne (Louisville) & Mike Woodson (Indiana)
- One of five current DI coaches who played in the NBA AND won an NBA Championship -- Speedy Claxton (Hofstra & San Antonio Spurs (2003), Mark Madsen (Utah Valley & L.A. Lakers (2001 & 2002), Darrell Walker (Little Rock & Chicago Bulls (1993) and Mo Williams (Alabama State & Cleveland Cavaliers (2016).
- Howard won back-to-back titles with the Miami Heat (2012 & 2013).

### We Are Family

- With Juwan Howard's sons -- Jace and Jett -- on the U-M roster, the Howard's become the fourth family (father & sons) to play for the Maize and Blue.
  - Juwan Howard (1992-94) and Jace (2021-pres.) & Jett (2022-pres.)
  - Dan (1969-71) and Dugan Fife (1993-96)
  - Craig (1965-67) and Colin Dill (2001-04)
  - M.C. Burton (1957-59) and M.C. Burton Jr. (1981)
- Jace and Jett Howard are the third set of brothers to play for U-M
  - Jace (2021-present) and Jett Howard (2022-present)
  - Moritz (2016-18) and Franz Wagner (2020-21)
  - Marty and Mark Bodnar (1978-81); twins
- Speaking of father-son pairings, current Director of Player Personnel and former U-M assistant coach Jay Smith's (1989-96; 2020-pres) son, Cooper, walked on to the program this season.

### It's a Big Ten Family Affair

- Six of the 14 Big Ten coaches have sons on their respective rosters, or staff.
  - Michigan's Juwan Howard (Jace, junior guard & Jett, freshman guard)
  - Iowa's Fran McCaffery (Connor, graduate guard & Patrick, RS-junior forward)
  - Michigan State's Tom Izzo (Steven, senior guard)
  - Nebraska's Fred Hoiberg (Sam, RS-freshman guard)
  - Wisconsin's Greg Gard (Isaac, freshman guard)
  - Illinois' Brad Underwood (Tyler, director of recruiting and scouting)

### Continuing a Pattern of Big Ten Success

- With the 58-45 win at Rutgers (Feb. 23), Michigan won its 10th Big Ten game. That victory extended U-M's streak of 10-plus conference wins to eight straight seasons -- and 11 over the last 12.
- Since 2011-12, the Wolverines have a 140-79 Big Ten record with regular season titles in 2012, '14 and '21 as well as back-to-back Big Ten Tournament titles in 2017 and '18
- In program history, Michigan has 10-plus Big Ten wins 37 times.

### Continuing a Pattern of NCAA Success

- Since returning to Michigan, Juwan Howard has five NCAA Tournament wins -- the most among Big Ten coaches over the last three tournaments.
- The list includes: Greg Gard (2), Matt Painter (2), Brad Underwood (2), Chris Holtmann (1), Tom Izzo (1), Fran McCaffery (1), Steve Pikiell (1) & Mike Woodson (1).

### (Repeat it Five Times) It's Great to be a Wolverine

- Michigan has advanced to the Sweet 16 in five consecutive tournaments (2017, '18, '19, '21, '22) -- a Big Ten record. The 2020 tournament was canceled due to covid-19.
- U-M is one of just two programs, along with Gonzaga (seven straight), to reach the last five-straight Sweet 16s.
- Since the NCAA Tournament expanded to 64 in 1985, U-M's streak of five-straight Sweet 16s is tied for the fourth-longest by any school. That list includes: North Carolina (9; 1985-93), Duke (9; 1998-2006), Gonzaga (7; 2015-22), Duke (7; 1986-92), Michigan (5; 2017-22), Kansas (5; 1993-97) and Kentucky (5; 1995-99).
- Since 2013, U-M has advanced to the Sweet 16 seven times, tied for the most in the country with the Zags. In fact, since 2013, U-M has advanced to the Elite Eight four times, tied for the most in the country with Duke, Gonzaga and Kentucky.
- During this same span, U-M's 23 NCAA wins is the second-most of any program behind Gonzaga (24) and is tied with North Carolina (23).
- Other 20+ win teams include Duke (22), Kansas (22) and Villanova (22).





## 2022-23: Game Notes

MICHIGAN	AP Poll	Coaches Poll
Preseason	22nd (229)	22nd (122)
week 1, Nov. 14	20th (308)	21st (155)
week 2, Nov. 21	rv: 29th (24)	rv: 27th (52)
week 3, Nov. 28	rv: 32nd (8)	rv: 32nd (9)
week 4, Dec. 5	nv	nv
week 5, Dec. 12	nv	nv
week 6, Dec. 19	nv	nv
week 7, Dec. 26	nv	nv
week 8, Jan. 2	nv	nv
week 9, Jan. 9	nv	nv
week 10, Jan. 16	nv	nv
week 11, Jan. 23	nv	nv
week 12, Jan. 30	nv	nv
week 13, Feb. 6	nv	nv
week 15, Feb. 20	nv	nv
week 16, Feb. 27	-	-
week 17, March 6	-	-
week 18, March 13	-	-
Final AP Poll	-	-
Final Coaches Poll	-	-

### ASSOCIATED PRESS (February 20, 2023)

No.	Team	Record	Total
1.	Houston (48)	25-2	1534
2.	Alabama (7)	23-4	1448
3.	Kansas (7)	22-5	1409
4.	UCLA	23-4	1363
5.	<b>Purdue</b>	<b>24-4</b>	<b>1294</b>
6.	Virginia	21-4	1228
7.	Arizona	24-4	1213
8.	Texas	21-6	1083
9.	Baylor	20-7	1013
10.	Marquette	21-6	968
11.	Tennessee	20-7	887
12.	Gonzaga	23-5	856
13.	Miami (Fla.)	22-5	833
14.	Kansas State	20-7	666
15.	Saint Mary's	24-5	650
16.	Xavier	20-7	563
17.	<b>Indiana</b>	<b>19-8</b>	<b>539</b>
18.	UConn	20-7	440
19.	Creighton	18-9	361
20.	Providence	20-7	350
21.	<b>Northwestern</b>	<b>20-7</b>	<b>349</b>
22.	San Diego State	21-5	336
23.	Iowa State	17-9	309
24.	TCU	18-9	162
25.	Texas A&M	20-7	125

**RECEIVING VOTES:** NC State 54, Pittsburgh 34, Oral Roberts 14, Maryland 14, Kentucky 12, Boise State 12, Florida Atlantic 6, Arkansas 6, Charleston 4, Southern Miss 3, Duke 3, Missouri 3, Kent State 2, Illinois 2, Nevada 1, Oklahoma State 1

### USA TODAY COACHES POLL (February 20, 2023)

No.	Team	Record	Total
1.	Houston (24)	25-2	791
2.	Alabama (6)	23-4	753
3.	UCLA	23-4	716
4.	Kansas (1)	22-5	693
5.	<b>Purdue</b>	<b>24-4</b>	<b>669</b>
6.	Virginia (1)	21-4	638
7.	Arizona	24-4	607
8.	Texas	21-6	588
9.	Marquette	21-6	515
10.	Baylor	20-7	512
11.	Miami (Fla.)	22-5	437
12.	Gonzaga	23-5	431
13.	Tennessee	20-7	398
14.	Saint Mary's	24-5	349
15.	Xavier	20-7	309
16.	Kansas State	20-7	299
17.	<b>Indiana</b>	<b>19-8</b>	<b>288</b>
18.	Providence	20-7	226
19.	Creighton	18-9	225
20.	San Diego State	21-5	180
21.	Iowa State	17-9	174
22.	<b>Northwestern</b>	<b>20-7</b>	<b>148</b>
23.	UConn	20-7	128
24.	N.C. State	21-7	93
25.	Texas A&M	20-7	87

**RECEIVING VOTES:** TCU 64, Florida Atlantic 14, Pittsburgh 13, Duke 13, Maryland 10, Kentucky 8, Oral Roberts 6, Boise State 6, Texas Tech 4, Iowa 4, Auburn 2, Oklahoma State 1, Rutgers 1

## Signing Day | Future Wolverines



### Wolverines Add Washington III, Kante During Early Signing Period

• Michigan signed top-100 and four-star shooting guard George Washington III and four-star forward Papa Kante during the early signing period.

#### George Washington III | 6-3 Guard | Dayton, Ohio | Chaminade-Julienne H.S.

- Washington III will suit up for Chaminade-Julienne High School in Dayton, Ohio, this season, following his family's move after his father, George Jr., accepted an assistant coaching position with the Dayton women's basketball program.
- Before his transfer for his senior season, Washington III had two standout seasons at Christian Academy of Louisville. In two seasons with the Centurions, he had a 36-23 record, scored 1,346 points (23.6 ppg), made 136 three-pointers and shot 91.1 percent at the free-throw line (328-for-360).
- As a junior, Washington III scored 23.4 points per game while grabbing 6.8 rebounds to lead the Centurions to a 20-12 overall mark. Shooting 52.5 percent (244-for-464) from the field, he had 65 three-point field goals. Scoring in double figures in 30 of his 31 games, he notched six games of 30+ points and one of 40+ with his career-high 45 against Bardstown (Jan. 8, 2022).
- As a sophomore, he averaged 23.9 points per game, with seven 30+ point games which included a season-best 36 points, twice. He made a team-best three-pointers and shot nearly 93 percent on free throws. With 4.5 rebounds per game, he had 13 games with five or more and had a season-best nine against Pleasure Ridge Park (March 2, 2021).
- In the summer of 2022, Washington III played on the EYBL circuit with All-Ohio Red. He averaged 13.5 points over his 13 game schedule, capping off the summer with 19 points against Team CP3 and Kentucky signee Robert Dillingham.

#### Papa Kante | 6-10 Forward | Senegal | South Kent Prep School

- Moving to the U.S. in 2019, Kante has been a force at the South Kent Prep School in Kent, Conn. As a junior, he earned All-New England Preparatory School Athletic Council Class AAA honorable mention honors after averaging 15.2 points and helping the Cardinals reach the semifinal of the NESPAC playoffs. Throughout his South Kent career, Kante has 19 games with 10+ points and four games of 20+ points, while tallying six games with 15+ rebounds.
- Kante, who has a 7-foot-4-inch wingspan, played with the N.Y. Renaissance on the 2022 EYBL circuit. He averaged 9.4 points, 7.6 rebounds and 1.3 blocks in 13 games this summer. He posted four double-figure games with a summer-best 17 against LivOn-Fleur De Lis in May. He also added three double-doubles.

#### Juwan Howard Comments

**On the Class of 2023 recruiting class:** "Papa and George are tremendous young men who are going to fit into our team and culture with ease. They come from wonderful families, who we really had a chance to get to know during the recruitment process. Both have a mind, and love, for the game, developing skill sets and the work ethic we like to see with players in our program."

**On George Washinton III:** "George comes from a basketball family. He is a coach's son. With all of that, he has grown up around the game. He has that certain mindset for it. We like that. He is crafty and is a gifted shooter and scorer. He has a well-rounded game and we can't wait to see him suit up."

**On Papa Kante:** "We are looking forward to bringing Papa into the fold,. He has size, broad shoulders and the ideal frame that could have an impact right away. He is a strong rebounder and loves to block shots. As he continues to add strength and works on all the little details, his offensive game will grow. Coach (Raphael) Chillious runs a great program and is well-known for developing his players for that next step."





## #ProBlue

**NBA**

Tim Hardaway, Jr. (2011-12-13)	Dallas Mavericks
Caleb Houston (2022)	Orlando Magic
Caris LeVert (2013-14-15-16)	Cleveland Cavaliers
Isaiah Livers (2018-19-20-21)	Detroit Pistons
Jordan Poole (2018-19)	Golden State Warriors
Duncan Robinson (2016-17-18)	Miami Heat
Franz Wagner (2020-21)	Orlando Magic
Moritz Wagner (2016-17-18)	Orlando Magic

**Two-Way (NBA/G League)**

Moussa Diabate' (2022)	L.A./Ontario Clippers (2-way)
------------------------	-------------------------------

**G League**

Eli Brooks (2018-19-20-21-22)	Fort Wayne Mad Ants
Chaundee Brown, Jr. (2021)	Austin Spurs
Trey Burke (2012-13)	Stockton Kings
Charles Matthews (2017-18-19)	Windy City Bulls
Zavier Simpson (2017-18-19-20)	Lakeland Magic
D.J. Wilson (2015-16-17)	OKC Blue

**Overseas**

Muhammad-Ali Abdur-Rahkman (2015-16-17-18)	Italy
Ignas Brazdeikis (2019)	Lithuania
Zak Irvin (2014-15-16-17)	Taiwan
DeVante' Jones (2022)	France
Mike Smith (2021)	Poland
Derrick Walton, Jr. (2014-15-16-17)	Australia

**Administration**

Mark Hughes (1986-87-88-89)	Assistant GM of L.A. Clippers
Rob Pelinka (1989-90-91-92-93)	General Manager of L.A. Lakers
Campy Russell (1972-73-74)	Alumni Relations with Cleveland

**Television**

Jalen Rose (1992-93-94)	ESPN, "Get Up" & "Jalen & Jacoby"
Tim McComick (1981-82-83-84)	Bally Sports Detroit (Pistons)

**Scouting**

Glen Rice (1986-87-88-89)	Scout for Miami Heat
---------------------------	----------------------

**NBA Draft**


- Michigan has had 65 Wolverines selected in the NBA Draft
- U-M has had 29 first round selections; 20 since 1988
- The Wolverines have six top 5s, including two No. 1 picks
  - 1965: Bill Buntin (No. 3 by Detroit Pistons)
  - 1966: Cazzie Russell (No. 1 by N.Y. Knicks)
  - 1970: Rudy Tomjanovich (No. 2 by San Diego Rockets)
  - 1989: Glen Rice (No. 4 by Miami Heat)
  - 1993: Chris Webber (No. 1 by Orlando Magic)
  - 1994: Juwan Howard (No. 5 by Washington Bullets)
- Since 2011, the Maize & Blue has had 15 NBA selections
  - First Round: 9, Second Round 6
  - 2011: Darius Morris (No. 41 by Los Angeles Lakers)
  - 2013: Trey Burke (No. 9 by Minnesota Timberwolves<sup>^</sup>)
  - 2013: Tim Hardaway Jr. (No. 24 by New York Knicks)
  - 2014: Nik Stauskas (No. 8 by Sacramento Kings)
  - 2014: Mitch McGary (No. 21 by OKC Thunder)
  - 2014: Glenn Robinson III (No. 40 by Minnesota Timberwolves)
  - 2016: Caris LeVert (No. 20 by Indiana Pacers<sup>^^</sup>)
  - 2017: D.J. Wilson (No. 17 by Milwaukee Bucks)
  - 2018: Moritz Wagner (No. 25 by Los Angeles Lakers)
  - 2019: Jordan Poole (No. 28 by Golden State Warriors)
  - 2019: Ignas Brazdeikis (No. 47 by Sacramento Kings<sup>^^^</sup>)
  - 2021: Franz Wagner (No. 8 by Orlando Magic)
  - 2021: Isaiah Livers (No. 42 by Detroit Pistons)
  - 2022: Caleb Houston (No. 32 by Orlando Magic)
  - 2022: Moussa Diabate' (No. 43 by Los Angeles Clippers)

<sup>^</sup> Draft Day Trade (Minnesota to Utah)<sup>^^</sup> Draft Day Trade (Indiana to Brooklyn)<sup>^^^</sup> Draft Day Trade (Sacramento to New York)


Eli Brooks




Trey Burke



Chaundee Brown, Jr.



Moussa Diabate'



Tim Hardaway, Jr.




Caleb Houston



Caris LeVert




Isaiah Livers



Charles Matthews




Jordan Poole




Duncan Robinson



Zavier Simpson



Franz Wagner



Moritz Wagner



D.J. Wilson





# M Michigan: Head Coach

## juwan HOWARD

David & Meredith Kaplan Men's Basketball Head Coach



### Fourth Season at Michigan

- **Record as Head Coach: 77-44**
- **Record at Michigan: 77-44**
- **Record in Big Ten: 45-29**
  - **Big Ten Champions: 2021**
- **NCAA Tournament: 2x (2021, '22)**
  - **Sweet 16 (2x) 2021, '22**
  - **Elite Eight (1x) 2021**

Former Fab Five member and U-M All-American Juwan Howard begins his fourth season as the David and Meredith Kaplan men's basketball head coach. Overall, he is the 17th coach in program history.

Compiling 61 wins during his three-year tenure, Howard is the second U-M coach to amass 60+ wins to start their careers, joining his former coach and mentor Steve Fisher (62) on the exclusive list.

Claiming the Big Ten regular season title in 2021, Howard's Wolverines have three straight 10+ Big Ten winning seasons, helping U-M extend the program's streak to seven straight.

Howard has taken U-M to two NCAA Tournament appearances reaching two Sweet 16s (2021 & 2022) and the 2021 Elite Eight. The Wolverines were on track to make the 2020 NCAA Tournament, however, the coronavirus pandemic canceled the postseason.

In his second season, Howard not only guided the Wolverines to their 15th conference regular-season title, but U-M earned its second No. 1 seed in the Big Ten Tournament as well as the No. 1 seed in the NCAA East Region – the program's third No. 1 seed in history. Howard became the first to earn a No. 1 seed as a player and as a coach in the NCAA Tournament.

For his efforts that season, Howard was named the 2021 Associated Press National Coach of the Year, the Wolverines' second recipient and first since Bill Frieder in 1985. He was the first Big Ten coach to be recognized with the award since 2005.

The AP honor highlighted a slew of accolades as Howard was named the Big Ten Coach of the Year and earned the USBWA's District V Coach of the Year and the National Association of Basketball Coaches (NABC) District 7 Coach of the Year awards. He was honored by the United States Basketball Writers Association (USBWA) with the Henry Iba Award.

In addition to his awards and honors, Howard guided center Hunter Dickinson to not only consensus All-America second team honors but to the Big Ten Freshman of the Year accolade as well. Dickinson added All-Big Ten first team (media) and second team (coaches) honors and was named to the All-Freshman squad, while Isaiah Livers earned a spot on the All-Big Ten second team (coaches and media) and Franz Wagner was an All-Big Ten second team (coaches) and third team (media) selection.

Before returning to his alma mater, Howard spent six years on the staff of the Miami Heat. Working under coach, and mentors, Erik Spoelstra and Pat Riley, Howard helped the Heat to three division titles (2014, '16, and '18) and Eastern Conference championship in 2014.

During the NBA Summer League, he was the head coach of Miami's 2016 team in both Orlando and Las Vegas as well as Team Africa in the 2018 NBA Africa Game. team and earned an All-NBA third team selection and All-Star appearance in 1996.



### The Juwan Howard File

**Born:** February 7, 1973 (49 years old)  
**Hometown:** Chicago, Illinois  
**High School:** Chicago Vocational  
**College:** Michigan, 1995 (General Studies)  
**Wife:** Jenine (Wardally)  
**Children (6):** sons Juwan Jr., Joshua, Jace and Jett; daughters Sky and Starr

### Coaching Career

Years	School	Position
2013-14 (1)	Miami Heat (NBA)	Player Development
2014-19 (5)	Miami Heat (NBA)	Assistant Coach
2019-present (4)	University of Michigan	Head Coach

### Accolades & Awards

#### Big Ten Honors

- Big Ten | Coach of the Year by the coaches & media (2021)
- Associated Press | Coach of the Year (2021)

#### National Honors

- Associated Press | Coach of the Year (2021)
- USBWA | Henry Iba Award for Coach of the Year (2021)
- Sporting News | Coach of the Year (2021)
- The Athletic | Coach of the Year (2021)

#### District Honors

- NABC | District 7 Coach of the Year (2021)
- USBWA | District V Coach of the Year (2021)

### The University of Michigan

- Member of the famed Fab Five - Chris Webber, Jalen Rose, Jimmy King and Ray Jackson. Howard was the first of the Fab Five to sign/commit to Michigan.
- Played three seasons before opting for early entry into the NBA Draft (1994)
- Reached the NCAA Elite Eight in all three seasons with back-to-back Final Fours and national title games (1992 & 1993)
- Honors & Awards: 1994 All-American; second team (NABC) & third team (AP); All-Big Ten; first team (1994), second team (1993), honorable mention (1992)
- Michigan team captain (1993-94)
- Michigan career: 100 games; 1,526 points, 745 re-bounds; 19 double-doubles
- Became the 17th Wolverine to join 1,000 point/500 rebound club
- Posted three straight seasons of 200+ rebounds
- Scored a career-best 34 points vs. Texas (March 19, 1994) in the NCAA Tournament
- Grabbed a career-best 20 rebounds against Wisconsin (Feb. 10, 1993)




### The NBA

- No. 5 NBA Draft pick in 1994 by the Washington Bullets; U-M's sixth top five selection
- Played 19 seasons in the NBA, second most by a Wolverine (Jamal Crawford, 20)
- Played for eight franchises: Washington, Dallas, Denver, Orlando, Houston, Charlotte, Portland and Miami
- Won back-to-back NBA championships with the Miami Heat in 2012 and 2013
- Scored over 16K points (16,159) and 7K rebounds (7,428)
- Scored a career-best 42 points against Toronto (April 19, 1996)
- Grabbed a career-high 16 rebounds against Houston (Jan. 31, 2002)

### NBA Honors & Statistics

2x NBA Champion: Miami Heat (2012 & 2013)  
 All-NBA third team (1995-96)  
 All-Rookie Team (1994-95)  
 All-Star (1996)  
 Games: 19 seasons; 1,208 games  
 Playoffs: 49 postseason games  
 Points: 16,159  
 Rebounds: 7,428  
 Double-Doubles: 190  
 Assists: 2,663 | Steals: 818 | Blocks: 312



### Juwan Howard | Coaching Career

School	Seasons	Games	Record	Home	Away	Neutral	Games	Record	Home	Away	Neutral	Season Highlights
Michigan	2019-20	31	19-12	11-5	4-7	4-0	20	10-10 (9th)	5-4	4-6	1-0	Postseason canceled (covid-19)
Michigan	2020-21	28	23-5	13-1	6-2	4-2	17	14-3 (1st)	8-1	6-2	0-0	B1G Champions / B1G Semifinal / NCAA Elite Eight
Michigan	2021-22	34	19-15	10-5	5-7	4-3	20	11-9 (8th)	6-4	5-5	0-0	B1G Second Round / NCAA Sweet 16
Michigan	2022-23	28	16-12	11-4	3-5	2-3	17	10-7	7-2	3-5	0-0	-
<b>Totals</b>		<b>121</b>	<b>77-44</b>	<b>45-15</b>	<b>18-21</b>	<b>14-8</b>	<b>74</b>	<b>45-29</b>	<b>26-11</b>	<b>18-18</b>	<b>1-0</b>	





## Michigan: Coaching Staff

### Associate Head Coach Phil Martelli



With over 46 years of coaching, legendary collegiate coach Phil Martelli continues to reshape the Michigan program as well as college basketball on a national landscape. Entering his fourth season as the associate head coach, Martelli not only serves as a mentor to Juwan Howard, but has brought vast experience to the Wolverines.

Michigan, who is 61-32 in the last three seasons, claimed the 2021 Big Ten regular-season title and earned the No. 1 seeds in the Big Ten and NCAA Tournaments in 2021. Despite the 2020 NCAA Tournament being canceled due to covid-19, the Wolverines have reached the Sweet 16 in two of Michigan's NCAA bids.

Before heading to Ann Arbor, Martelli spent 34 years at Saint Joseph's, with the final 24 seasons as head coach, where he built the Hawks' into one of the most consistent Atlantic 10 programs. The Hawks' all-time leader in career victories (444), Martelli recorded nine 20-plus win seasons including a school-record 30 in 2004. His A-10 record of 218-176 ranks second all-time, trailing only Temple's John Chaney.

Martelli's teams made 13 postseason appearances (7 NCAA, 6 NIT) advancing to two NCAA Sweet 16s (1997, 2004) and the 2004 Elite Eight. That 2004 team finished the regular season a perfect 27-0 and No. 1 in the country before suffering its first loss in the A-10 Tournament. Despite that, Saint Joseph's advanced to the Elite Eight. Martelli and his point guard Jameer Nelson swept the consensus National Coach and Player of the Year honors that year.

Overall, Martelli was named the A-10 Coach of the Year four times (1997, 2001, '04, '05), the USBWA District Coach of the Year twice (1997, 2004) and the Philadelphia Big 5 Coach of the Year four times (1996, '97, 2004, '16). He won six A-10 regular season/divisional titles (1997, 2001, '02, '03, '04, '05) and guided the Hawks to three A-10 Tournament titles (1997, 2014, '16). His 18 postseason wins (7 NCAA, 11 NIT) are the most in Saint Joseph's history.

Martelli spent seven years as head basketball coach at Bishop Kenrick High School in the Philadelphia Catholic League; current Hall of Fame women's basketball coach Geno Auriemma served as an assistant under Martelli from 1979-81. He began his coaching career as an assistant coach at his alma mater Widener College in 1977, helping the Pioneers reach the 1978 NCAA Division III Final Four and title game.

#### The Phil Martelli File

**Born:** August 31, 1954

**Hometown:** Media, Pa.


**High School:** Saint Joseph's Prep, 1972

**College:** Widener College, 1976

**Wife:** Judy (Marra; 44 years)

Years	School	Position
1977-78	Widener College	AC
1978-85	Bishop Kenrick H.S.	HC
1985-95	Saint Joseph's	AC
1995-2019	Saint Joseph's	HC
2019-present	Michigan	AHC

### Assistant Coach Saddi Washington



With more than two decades of college coaching experience, Saddi Washington begins his seventh season with Michigan. Washington was initially responsible for working with the big men before shifting to coordinate the defensive strategies and wing play.

With Washington's assistance, U-M has averaged 25+ wins per season with a program record 33 wins in 2017-18 (33-8) and 30 more wins in 2018-19 (30-7). The Wolverines have won 10+ Big Ten games in all six of Washington's seasons. He helped the Maize and Blue claim the 2021 Big Ten regular season title, the 2017 and 2018 Big Ten Tournament titles, advanced to five NCAA Sweet 16s, as well as a trip to the 2018 Final Four and the national championship game vs. Villanova.

Prior to heading to Ann Arbor, Washington spent a decade as a member of Oakland University's staff (2006-16) serving seven years as an assistant before being promoted to the associate head coach under Greg Kampe his final three seasons. Washington helped the Golden Grizzlies to 198 wins and five 20-plus win seasons. Oakland made back-to-back trips to the NCAA Tournament (2010, '11) after winning two straight Summit League regular season and conference tournament titles.

Before starting his coaching career serving as a volunteer assistant coach at Romulus High School (2005) under current Alabama head coach Nate Oats, Washington had a seven-year professional career overseas.

Collegiately, Washington was named to the 1994 Mid-American (MAC) All-Freshman Team, averaging 14 points per game at Western Michigan. A two-time All-MAC selection, he was a first-team pick as a senior in 1998 after scoring 626 points (21.6 per game). He helped lead the Broncos to the NCAA Tournament, where the Broncos upset Clemson in the first round.

#### The Saddi Washington File

**Born:** July 30, 1975

**Hometown:** Lansing, Michigan


**High School:** Sexton High School, 1994

**College:** Western Michigan, 1998

**Wife:** Channon

Years	School	Position
2005-06	Romulus H.S.	Vol. AC
2006-13	Oakland	AC
2013-16	Oakland	AHC
2016-present	Michigan	AC

### Assistant Coach Howard Easley



Michigan native Howard Easley begins his fourth season with the Wolverines after a successful nine years coaching in the NBA. Easley has been instrumental with the guards as well as the Wolverine offensive sets and game strategies. With his efforts, U-M has gone 61-32, winning the 2021 Big Ten regular season title and making two trips to the Sweet 16 in the NCAA Tournament.

Prior to his return to NCAA coaching, Easley spent nearly a decade moving up the ranks in the NBA as a player development assistant with the Los Angeles Clippers, and as an assistant coach with the Washington Wizards (2014-16) and New York Knicks (2016-19).

Chosen with the 30th overall selection by the Minnesota Timberwolves in the 1994 NBA Draft, Easley played 12 seasons in the NBA, making stops with eight teams -- Minnesota, San Antonio, Utah, Dallas, New York, Phoenix, the Clippers and Denver. He played in 786 NBA games and recorded 5,116 career points, 2,748 assists, 540 steals and 516 3-point field goals. His career was highlighted by playing five seasons with the Utah Jazz and Hall of Fame point guard John Stockton, contributing to two Western Conference titles in 1997 and 1998.

A four-year starter at Boston College (1991-94), Easley helped guide the Eagles to the 1994 NCAA East Regional Final, where he earned all-regional tournament honors. He added All-Big East second team honors as a junior (1993) and senior (1994).

Prior to his collegiate career, Easley was a prep standout at Detroit's Southwestern High School, where he was teammates with future NBA players Jalen Rose and Voshon Lenard.

#### The Howard Easley File

**Born:** December 4, 1972

**Hometown:** Detroit, Mich.

**High School:** Southwestern, 1990

**College:** Boston College, 1995

**Wife:** Tiyesh

Years	School	Position
2010-14	Los Angeles (NBA)	PD
2014-16	Washington (NBA)	AC
2016-19	New York (NBA)	AC
2019-present	Michigan	AC





## Wolverine: Player Bios



# #0 dug McDANIEL

» Freshman | Guard | 5-11 | 160  
 » Washington, D.C. | St. Paul VI Catholic  
 » College of Literature, Science & Arts | Undecided  
 » Born on Jan. 8, 2003 in Washington, D.C.  
 » Twitter: @AyooFlyy  
 » Instagram: @thedugmcdaniel

Statistics	G	S	MIN	Avg	FG	FGA	FG%	3FG	3FGA	3FG%	FT	FTA	FT%	OFF	DEF	REB	FL	AST	TO	BLK	STL	PTS	PPG	RPG	APG	W	L
2022-23	28	20	799	28.5	81	216	37.5%	22	70	31.4%	34	47	72.3%	7	82	89	30	100	43	1	34	218	7.8	3.2	3.6	16	12
Career	28	20	799	28.5	81	216	37.5%	22	70	31.4%	34	47	72.3%	7	82	89	30	100	43	1	34	218	7.8	3.2	3.6	16	12

Season & Career Bests	2022-23	Game	Career	Game	Stat Facts
Points	18	Michigan State (2/18/2023)	18	Michigan State (2/18/2023)	Games 28
Rebounds	8 (2x)	last: Minnesota (1/22/2023)	8 (2x)	last: Minnesota (1/22/2023)	Starts 20
Assists	9	at Northwestern (2/2/2023)	9	at Northwestern (2/2/2023)	10+ Points 9
Steals	5	at Rutgers (2/23/2023)	5	at Rutgers (2/23/2023)	15+ Points 4
Blocks	1	at Penn State (1/29/2023)	1	at Penn State (1/29/2023)	5+ Rebounds 5
Field Goals	6 (2x)	last: at Rutgers (2/23/2023)	6 (2x)	last: at Rutgers (2/23/2023)	3+ Assists 18
Field Goal Attempts	15	at Iowa (1/12/2023)	15	at Iowa (1/12/2023)	5+ Assists 8
3-Point Field Goals	3 (2x)	last: Northwestern (1/15/2023)	3 (2x)	last: Northwestern (1/15/2023)	3+ Blocks 0
3-Point Field Goal Attempts	7	Northwestern (1/15/2023)	7	Northwestern (1/15/2023)	3+ Steals 3
Free Throws	5	Michigan State (2/18/2023)	5	Michigan State (2/18/2023)	Double-Doubles 0
Free Throw Attempts	6	Michigan State (2/18/2023)	6	Michigan State (2/18/2023)	
Minutes	43	at Iowa (1/12/2023)	43	at Iowa (1/12/2023)	

### Who is Dug McDaniel ...

- Known for his play-making abilities and for being a defensive disruptor
- Possesses ability to make explosive plays and exceptional change of direction
- Pushes tempo of the game and can outrun the defense
- Strong and tough, not afraid of contact
- Tough, relentless player

### Michigan Career

- Big Ten Freshman of the Week (Dec. 12)

### Freshman (2022-23)

- Played in 28 games; with 20 starts
  - Moved into starting lineup following a season-ending injury to Jaelin Llewellyn
  - First collegiate start was at Minnesota (Dec. 8)
    - Near perfect game of 15 points: FG (5-for-6), 3FG (3-for-3), FT (2-for-2)
- Averaging 7.8 points
  - Posted nine double figure games; all as starter
  - Scored a career-best 18 points against Michigan State (Feb. 18)
- Averaging 3.2 rebounds
  - Posted 12 games with 4-plus rebounds
    - Grabbed a career-best eight rebounds, two times
      - Lipscomb (Dec. 17) and Minnesota (Jan. 22)
- Leads U-M with 100 assists (3.6 apg)
  - Posted 13 games with 4-plus assists; with eight of 5-plus
    - Had a career-best nine assists at Northwestern (Feb. 2)
  - His 100 assists are the most by a freshman since Trey Burke (156; 2011-12)
  - Sixth freshman to surpass 50-plus assists in a season (since 2009-10)
    - Trey Burke (156; 2011-12)
    - >> Dug McDaniel (100; 2022-23)
    - Darius Morris (84; 2009-10)
    - Tim Hardaway, Jr. (59; 2010-11)
    - Derrick Walton, Jr. (53; 2013-14)
    - Nik Stauskas (52; 2012-13)
- Second on U-M with 34 steals (1.2 spg)
  - One of two Wolverines in double digits for steals (Kobe Bufkin, 36)
  - Had a career-best five steals at Rutgers (Feb. 23)
- Averaging 28.5 minutes per game
  - Off the bench (14.6 mpg; 8 games: 117 minutes)
  - As starter (34.6 mpg; 20 games: 693 minutes)
  - Posted 18 games with 30-plus minutes; with one 40-plus
    - Played in a career-best 43 minutes in OT at Iowa (Jan. 12)

### Prep Highlights

- Class of 2022 (Top 100): No. 59 (ESPN), No. 78 (247 Sports) and No. 94 (Rivals)
- VISAA Division I All-State first team (2022), second team (2019)
- WCAC Player of the Year (2022) and All-WCAC first team (2019, '22)
- Washington Post All-Met first team (2022), third team (2019), HM (2020)
- DMV Elite All-Northern Virginia Player of the Year (2022), second team (2020)
- As a senior (2021-22), averaged 17.6 points, 4.8 rebounds, 4.2 assists and 1.8 steals
  - 31-5 record, 12-2 (t-1st), WCAC Tournament title, ACIT runner-up and VISAA DI State title, defeating St. Stephens/St. Agnes (56-52) in title game





## Wolverine: Player Bios

CAPTAIN



# #1 hunter DICKINSON

» Junior | Center | 7-1 | 260  
 » Alexandria, Virginia | DeMatha Catholic High School  
 » College of Literature, Science & Arts | Media & Communications  
 » Born on November 25, 2000 in Alexandria, Virginia  
 » Twitter: @H\_Dickinson24  
 » Instagram: @hunter.dickinson1

Games / Starts	88 / 83
Points	1,475 (22nd)
1,000+ Points	57th
20+ Points	29
30+ Points	3
Rebounds	720 (15th)
500+ Rebounds	46th
10+ Rebounds	29
15+ Rebounds	5
Double-Doubles	27 (10th)
Blocks	133 (10th)

Statistics	G	S	MIN	Avg	FG	FGA	FG%	3FG	3FGA	3FG%	FT	FTA	FT%	OFF	DEF	REB	FL	AST	TO	BLK	STL	PTS	PPG	RPG	APG	W	L
2020-21	28	23	727	26.0	156	261	59.8%	0	4	0.0%	82	111	73.9%	61	145	206	71	25	64	40	9	394	14.1	7.4	0.9	23	5
2021-22	32	32	1031	32.2	240	426	56.3%	21	64	32.8%	93	116	80.2%	75	199	274	87	73	65	49	15	594	18.6	8.6	2.3	19	15
2022-23	28	28	876	31.3	186	340	54.7%	18	45	40.0%	97	132	73.5%	68	172	240	52	38	55	44	15	487	17.4	8.6	1.4	16	12
Career	88	83	2634	29.9	582	1027	56.7%	39	113	34.5%	272	359	75.8%	204	516	720	210	136	184	133	39	1475	16.8	8.2	1.5	58	32

Season & Career Bests	2022-23	Game	Career	Game	Stat Facts
Points	32	Maryland (1/1/2023)	33	Michigan State (3/1/2022)	Games 88
Rebounds	15	Northwestern (1/15/2023)	15 (5x)	last: Northwestern (1/15/2023)	Starts 83
Assists	5	vs. Pitt (11/16/2022)	7	at Iowa (2/17/2022)	10+ Points 77
Steals	2 (2x)	last: Indiana (2/11/2023)	3 (2x)	last: Purdue (2/10/2022)	20+ Points 29
Blocks	5	Virginia (11/29/2022)	5 (2x)	last: Virginia (11/29/2022)	30+ Points 3
Field Goals	13 (2x)	last: Maryland (1/1/2023)	13 (3x)	last: Maryland (1/1/2023)	5+ Rebounds 79
Field Goal Attempts	22	vs. Kentucky (12/4/2022)	22	vs. Kentucky (12/4/2022)	10+ Rebounds 29
3-Point Field Goals	3	Purdue (1/26/2023)	4	Purdue (2/10/2022)	15+ Rebounds 5
3-Point Field Goal Attempts	7	Purdue (1/26/2023)	7	Purdue (1/26/2023)	4+ Assists 10
Free Throws	9	Minnesota (1/22/2023)	9 (2x)	last: Minnesota (1/22/2023)	4+ Blocks 9
Free Throw Attempts	10	Central Michigan (12/29/2022)	10 (3x)	last: Central Michigan (12/29/2020)	3+ Steals 2
Minutes	38	at Iowa (1/12/2023)	39 (2x)	last: Rutgers (2/23/2022)	Double-Doubles 27

### Who is Hunter Dickinson ...

- A 7-1 left-handed shooter, with ability and an array of inside shots using both hands
- Outspoken leader, and captain, of the Wolverines
- Mentally tough player with a high, savvy basketball IQ
- Patient post player, who reads and reacts to the defense, or double (triple) team
- Strong passing skills with great court vision and getting teammates involved
- Continues to improve mid-range and three-point shooting

### Michigan Career (2021-22-present)

- One of three U-M captains (Jace Howard and Terrance Williams II)
- Led U-M to the Big Ten regular season title (2021) -- 15th in program history
- Led U-M to two trips to the NCAA Tournament (2021, '22)
  - Helped U-M to No. 1 seed in 2021 (third time in program history)
  - Helped U-M advance to the NCAA Sweet 16 (2021, '22)
  - Helped U-M advance to the NCAA Elite Eight (2021)
  - The 2020 tournament was cancelled due to covid-19 pandemic

### Career Notables

- Played in 88 games, with 83 starts
  - Missed just two career games (both due to illness)
    - at Illinois (Jan. 14, 2022; covid after-effects), at Ohio State (March 6, 2022; flu)
- Scored 1,475 career points (16.8 ppg); 22nd all-time
  - 27th Wolverine with 1,400 career points
  - 57th Wolverine & 19th junior to surpass 1,000 career points
- Grabbed 720 career rebounds (8.2 rpg); 15th all-time
  - 17th Wolverine with 700 career rebounds
  - 46th Wolverine to surpass 500 career rebounds
  - Three straight 200-plus rebound seasons; 12th Wolverine to accomplish
    - First Wolverine in 20 years to accomplish feat (LaVell Blanchard (2000-03)
      - > 2020-21 (206: 61 off, 145 def; 7.4 rpg)
      - > 2021-22 (274: 75 off, 199 def; 8.6 rpg)
      - > 2022-23 (240: 68 off, 172 def; 8.6 rpg)
- Has 27 career double-doubles, 10th all-time
- Has 133 blocks; ranking 10th
  - Ninth Wolverine with 100 career blocks
  - Three straight 40-plus block seasons; 3rd Wolverine to accomplish (Tarpley & C. Sims)
    - > 2020-21 (40; 1.43 bpg)
    - > 2021-22 (49; 1.53 bpg)
    - > 2022-23 (44; 1.63 bpg)
- 5th Wolverine with 1,000 points/500 rebound/100 blocks
- 31st Wolverine with 1,000 points/500 rebounds
- 31st Wolverine with 500-plus field goals (576)
- 48th Wolverine with 200-plus field goals in a season: 2021-22 (240)
- 59th Wolverine to score 500-plus points in a season: 2021-22 (594)

### Career Honors & Awards

- All-America, consensus second team (2021)
  - Associated Press, NABC, Sporting News, USA Today and USBWA
- All-Big Ten, first team (2021; Media)
- All-Big Ten, second team (2021, '22; Coaches & 2022; Media)
- Big Ten Freshman of the Year (2021; Coaches & Media)
- Big Ten All-Freshman Team (2021)
- 2x, Preseason All-Big Ten (2021-22, 2022-23)
- 3x, Big Ten Player of the Week
- 7x, Big Ten Freshman of the Week; tied U-M record of Trey Burke (7; 2011-12)
- Academic All-Big Ten (2022)
- CoSIDA Academic All-District, first team (2022)
- 2x, NABC All-District 7, second team (2021, '22)
- 2x, USBWA All-District V Team (2021, '22)
- Associated Press Big Ten Newcomer of the Year (2021)
- NCAA Tournament All-East Region Team (2021)

### Junior (2022-23)

- Midseason Team: Wooden Award, Oscar Robinson Trophy & Naismith Trophy
- Top 10 finalist for Basketball Hall of Fame's Kareem Abdul-Jabbar Award (Top Center)
- 2x Big Ten Player of the Week
- Preseason All-American
  - Second Team: Blue Ribbon, The Almanac, Sporting News & Third Team: Lindy's
- Preseason All-Big Ten First Team: Blue Ribbon, The Almanac, Lindy's
- Started all 28 games; one of two Wolverines to do so (Kobe Bufkin)
- Leads U-M in points (17.4) and rebounds (8.6)
  - Leads U-M in both categories for a third straight season
  - Scored in double figures in 25 games
  - Has nine 20-plus point games; with two 30-plus
    - Scored a season-best 32 points vs. Maryland (Jan. 1); 13-for-16 FGs
    - Scored 31 points vs. Eastern Michigan (Nov. 11); 13-for-17 FGs
- Posted 11 games with 10-plus rebounds
  - Tied a career-best with 15 rebounds against Northwestern (Jan. 15)
- Posted 10 double-doubles
- Leads U-M with 44 blocks (1.6 bpg)
  - Posted seven games with three-plus blocks
    - Had a career-best-tying five blocks against Virginia (Nov. 29)
- Averaging 31.3 minutes per game
  - Posted 18 games with 30-plus minutes
  - Played a season-best 38 minutes at Iowa in OT (Jan. 12)



M

Wolverine: Player Bios



#2

kobe BUFKIN

» Sophomore | Guard | 6-4 | 195  
» Grand Rapids, Michigan | Grand Rapids Christian High School  
» College of Literature, Science & Arts | Undecided  
» Born on September 21, 2003 in Grand Rapids, Michigan  
» Twitter: @kb33zy\_04  
» Instagram: @kobeb.4

Statistics	G	S	MIN	Avg	FG	FGA	FG%	3FG	3FGA	3FG%	FT	FTA	FT%	OFF	DEF	REB	FL	AST	TO	BLK	STL	PTS	PPG	RPG	APG	W	L
2021-22	28	0	298	10.6	30	79	38.0%	8	36	22.2%	17	22	77.3%	9	23	32	24	8	15	3	11	85	3.0	1.1	0.3	19	15
2022-23	28	28	915	32.7	138	286	48.3%	33	95	34.7%	51	611	8.3%	23	91	114	66	80	47	20	36	360	12.9	4.1	2.9	16	12
Career	56	28	1213	21.7	168	365	46.0%	41	131	31.3%	68	633	10.7%	32	114	146	90	88	62	23	47	445	7.9	2.6	1.6	35	27

Season & Career Bests	2022-23	Game	Career	Game	Stat Facts
Points	22 (2x)	last: vs. North Carolina (12/21/2022)	22 (2x)	last: vs. North Carolina (12/21/2022)	Games 56
Rebounds	12	at Northwestern (2/2/2023)	12	at Northwestern (2/2/2023)	Starts 28
Assists	8	at Northwestern (2/2/2023)	8	at Northwestern (2/2/2023)	10+ Points 20
Steals	3 (5x)	last: at Rutgers (2/23/2023)	3 (5x)	last: at Rutgers (2/23/2023)	20+ Points 4
Blocks	3	Jackson State (11/23/2022)	3	Jackson State (11/23/2022)	5+ Rebounds 9
Field Goals	9 (2x)	last: at Wisconsin (2/14/2023)	9 (2x)	last: at Wisconsin (2/14/2023)	10+ Rebounds 1
Field Goal Attempts	15 (2x)	last: at Wisconsin (2/14/2023)	15 (2x)	last: at Wisconsin (2/14/2023)	3+ Assists 15
3-Point Field Goals	4	Lipscomb (12/17/2022)	4	Lipscomb (12/17/2022)	5+ Assists 5
3-Point Field Goal Attempts	7	Ohio (11/20/2022)	6	Ohio (11/20/2022)	3+ Blocks 1
Free Throws	7	at Michigan State (1/7/2023)	7	at Michigan State (1/7/2023)	3+ Steals 5
Free Throw Attempts	8	at Michigan State (1/7/2023)	8	at Michigan State (1/7/2023)	Double-Doubles 1
Minutes	39 (2x)	last: at Rutgers (2/23/2023)	39 (2x)	last: at Rutgers (2/23/2023)	

**Who is Kobe Bufkin ...**

- A crafty, lefty guard with great length and athleticism to get to the basket
- Versatile shooter with deep range
- Often praised for his basketball IQ and passion for the sport
- Family are lifelong Michigan Fans
- Named after the late Kobe Bryant; brother, Isaiah, is named after Isaiah Thomas

**Michigan Career (2022-present)**

- Played in 56 career games, with 28 starts
  - All 28 starts have come as a sophomore
- Helped U-M advance to the 2022 NCAA Sweet 16
  - Fifth consecutive trip for the Wolverines
- Big Ten Freshman of the Week (Dec. 20, 2022)

**Sophomore (2022-23)**

- Started all 28 games; one of two Wolverines to do so (Hunter Dickinson)
- Third on U-M with 12.9 points per game
  - Posted 20 double figure scoring games; with four 20-plus
  - Scored a career-best 22 points, two times (back-to-back games)
    - Lipscomb (Dec. 17) and vs. North Carolina (Dec. 21; Jumpman Invitational)
- Averaging 4.1 rebounds
  - Posted nine games with five-plus rebounds; with one 10-plus
    - Grabbed a career-best 12 rebounds at Northwestern (Feb. 2)
- Recorded first career double-double (PT-REB)
  - 15 points, 12 rebounds: at Northwestern
  - Nearly recorded U-M's seventh triple-double (8 assists)
- Second on U-M with 80 assists (2.9 apg)
  - Posted nine games with four-plus assists
  - Had a career-best eight assists at Northwestern
- Third on U-M with 20 blocks
  - Had a career-best three blocks against Jackson State (Nov. 23)
- Leads U-M with 36 steals (1.3 spg)
  - One of two Wolverines in double digits for steals (Dug McDaniel, 28)
  - Had a career-best three steals, five times
- Averaging 32.7 minutes per game
  - Posted 22 games with 30-plus minutes
  - Had a career-best 39 mintues, two times -- at Iowa and at Rutgers (Feb. 23)





## Wolverine: Player Bios



# #3 jaelin LLEWELLYN

Out for Season (Left Knee)

» Graduate Student | Guard | 6-2 | 190  
 » Mississauga, Ontario | Virginia Episcopal School | Princeton  
 » U-M's School of Social Work | Masters in Social Work  
 » Born on May 13, 1999 in Mississauga, Ontario  
 » Twitter: @13jaelin  
 » Instagram: @jaeliinn

Statistics	G	S	MIN	Avg	FG	FGA	FG%	3FG	3FGA	3FG%	FT	FTA	FT%	OFF	DEF	REB	FL	AST	TO	BLK	STL	PTS	PPG	RPG	APG	W	L
2018-19*	21	21	693	33.0	83	250	33.2%	24	95	25.3%	22	38	57.9%	12	52	64	34	55	37	4	12	212	10.1	3.0	2.6	16	56
2019-20*	27	27	901	33.4	140	358	39.1%	48	156	30.8%	85	109	78.0%	21	90	111	38	62	49	7	27	413	15.3	4.1	2.3	14	13
2020-21*^	0	0	0	0.0	0	0	0.0%	0	0	0.0%	0	0	0.0%	0	0	0	0	0	0	0	0	0	0.0	0.0	0.0	0	0
2021-22*	28	28	910	32.5	168	376	44.7%	64	166	38.6%	39	56	69.6%	29	86	115	44	73	50	4	20	439	15.7	4.1	2.6	23	7
2022-23	8	8	212	26.5	17	55	30.9%	5	27	18.5%	17	25	68.0%	3	23	26	14	22	9	1	5	56	7.0	3.3	2.8	16	12
<b>Career</b>	<b>84</b>	<b>84</b>	<b>2716</b>	<b>32.3</b>	<b>408</b>	<b>1039</b>	<b>39.3%</b>	<b>141</b>	<b>444</b>	<b>31.8%</b>	<b>163</b>	<b>228</b>	<b>71.5%</b>	<b>65</b>	<b>251</b>	<b>316</b>	<b>130</b>	<b>212</b>	<b>145</b>	<b>16</b>	<b>64</b>	<b>1120</b>	<b>13.3</b>	<b>3.8</b>	<b>2.5</b>	<b>58</b>	<b>88</b>

\* played at Princeton; ^ Ivy League cancelled the season due to covid-19 pandemic

Season & Career Bests	2022-23	Game	Career	Game	Stat Facts
Points	12	vs. Eastern Michigan (11/11/2022)	30	Cornell (3/7/2020)	Games 84
Rebounds	5	vs. Eastern Michigan (11/11/2022)	14	at Penn (1/4/2020)	Starts 84
Assists	4 (2x)	last: vs. Kentucky (12/4/2022)	8	vs. Iona (12/15/2018)	10+ Points 58
Steals	1 (5x)	last: vs. Kentucky (12/4/2022)	4	at San Francisco (11/9/2019)	20+ Points 16
Blocks	1	Purdue Fort Wayne (11/7/2022)	2 (2x)	last: Monmouth (12/10/2019)	30+ Points 1
Field Goals	4	vs. Pitt (11/16/2022)	10 (4x)	last: at Penn (3/5/2022)	5+ Rebounds 23
Field Goal Attempts	11	Ohio (11/20/2022)	21 (2x)	last: vs. Minnesota (11/14/2021)	10+ Rebounds 1
3-Point Field Goals	2 (2x)	last: Virginia (11/29/2022)	6	Yale (1/29/2022)	5+ Assists 12
3-Point Field Goal Attempts	6	Ohio (11/20/2022)	12 (2x)	last: Yale (1/29/2022)	3+ Steals 3
Free Throws	8	vs. Eastern Michigan (11/11/2022)	10	at Columbia (2/9/2020)	40+ Minutes 6
Free Throw Attempts	12	vs. Eastern Michigan (11/11/2022)	12	vs. Eastern Michigan (11/11/2022)	Double-Doubles 1
Minutes	33	Ohio (11/20/2022)	44	vs. Iona (12/17/2019)	

### Who is Jaelin Llewellyn ...

- Sharp field goal and three-point shooter
- Scoring guard who quick first step and shifty play around the basket
- Play-making guard, who finds ways to get his teammates the ball
- Isn't afraid to draw contact

### Career Statistics

- Played and started all 84 career games
  - Junior season (2020-21) was cancelled by Ivy League due to covid-19
  - Missed nine career games
    - First seven games of freshman season (2018-19)
    - Two due to injury during senior season (2021-22)
- 1,120 points: Michigan (56; 7.0 ppg) | Princeton (1,064; 14.0 ppg)
- 316 rebounds: Michigan (26; 3.3 rpg) | Princeton (290; 3.8 rpg)
- 212 assists: Michigan (22; 2.8 apg) | Princeton (190; 2.5 apg)
- 141 three-pointers: Michigan (5) | Princeton (136)

### Princeton Career (2019-20-21-22)

- Played four seasons at Princeton (76 games)
- All-Ivy League, first team (2022) and second team (2020)
- Ivy League Player of the Week (Nov. 15, 2021, Jan. 6, 2020)
- NABC Second Team All-District (2022)
- Asheville Championship All-Tournament Team (2021)
- Member of 1,000-Point Club
  - Ranks 27th (tie) all-time with 1,064 career points
- Ranks 13th (tie) for career three-point field goals (136)
- Ranks 15th for three-point field goals in a season (64; 2021-22)

### Graduate Student (2022-23 | Michigan)

- Took advantage of the NCAA's one-time eligibility rule in response covid-19
- Started eight games before injuring ended his season
  - Injured left knee (ACL) vs. Kentucky (Dec. 4; London Showcase)
  - Had successful surgery on Jan. 4th at U-M Hospital (Dr. James Carpenter)
- Averaged 7.0 points per game
  - Posted two games of 10-plus points
  - Scored a season-best 12 points vs. Eastern Michigan (Nov. 11)
- Posted 2+ assists in all eight games
  - Had a season-best four assists, two times
    - Jackson State (Nov. 23) and vs. Kentucky



M

Wolverine: Player Bios



#4 **ian** BURNS

» Sophomore | Guard | 6-6 | 205  
» Winnetka, Illinois | New Trier High School  
» Stephen M. Ross School of Business | Business  
» Born on May 10, 2003 in Chicago, Illinois  
» Twitter: @\_ianburns  
» Instagram: @ianburnss

Statistics	G	S	MIN	Avg	FG	FGA	FG%	3FG	3FGA	3FG%	FT	FTA	FT%	OFF	DEF	REB	FL	AST	TO	BLK	STL	PTS	PPG	RPG	APG	W	L
2021-22	2	0	3	1.5	0	1	0.0%	0	1	0.0%	0	0	0.0%	0	0	0	0	1	0	0	0	0	0.0	0.0	0.5	19	15
2022-23	3	0	7	2.3	0	1	0.0%	0	1	0.0%	0	0	0.0%	0	0	0	0	0	0	0	0	0	0.0	0.0	0.0	16	12
Career	5	0	10	2.0	0	2	0.0%	0	2	0.0%	0	0	0.0%	0	0	0	0	1	0	0	0	0	0.0	0.0	0.2	35	27

Season & Career Bests	2022-23	Game	Career	Game	Stat Facts
Points	-	-	-	-	Games 5
Rebounds	-	-	-	-	Starts 0
Assists	-	-	1	at Nebraska (12/7/2021)	10+ Points 0
Steals	-	-	-	-	20+ Points 0
Blocks	-	-	-	-	5+ Rebounds 0
Field Goals	-	-	-	-	10+ Rebounds 0
Field Goal Attempts	1	Maryland (1/1/2023)	1 (2x)	last: Maryland (1/1/2023)	3+ Assists 0
3-Point Field Goals	-	-	-	-	3+ Blocks 0
3-Point Field Goal Attempts	1	Maryland (1/1/2023)	1 (2x)	last: Maryland (1/1/2023)	3+ Steals 0
Free Throws	-	-	-	-	Double-Doubles 0
Free Throw Attempts	-	-	-	-	
Minutes	3 (2x)	last: Maryland (1/1/2023)	3 (2x)	last: Maryland (1/1/2023)	

- Who is Ian Burns ...**
- Joined the program as a preferred walk-on
  - Versatile guard playing on the perimeter or on the wing
  - Continues to grow his game with ball handling skills and three-point shooting
  - Known to be an extremely hard worker on and off the court
  - Avid golfer, member of varsity team for two seasons

- Michigan Career (2022-present)**
- Played in five career games; all off the bench
  - Helped U-M advance to the 2022 NCAA Sweet 16
    - Fifth consecutive trip for the Wolverines

- Sophomore (2022-23)**
- Played in three games; all off the bench
    - Final minute against Purdue Fort Wayne (Nov. 7); no recorded stats
    - Final three minutes at Minnesota (Dec. 8); no recorded stats
    - Final three minutes against Maryland (Jan. 1); attempted a three-pointer





## Wolverine: Player Bios

CAPTAIN



# #5 terrance WILLIAMS II

» Junior | Forward | 6-7 | 230  
 » Clinton, Maryland | Gonzaga College H.S.  
 » School of Kinesiology | Sport Management  
 » Born on December 1, 2001 in Washington, D.C.  
 » Twitter: @\_flyyt  
 » Instagram: @\_twill5

Statistics	G	S	MIN	Avg	FG	FGA	FG%	3FG	3FGA	3FG%	FT	FTA	FT%	OFF	DEF	REB	FL	AST	TO	BLK	STL	PTS	PPG	RPG	APG	W	L
2020-21	21	0	159	7.6	14	39	35.9%	1	14	7.1%	11	20	55.0%	8	38	46	17	8	9	2	4	40	1.9	2.2	0.4	23	5
2021-22	31	1	479	15.5	50	110	45.5%	20	52	38.5%	26	33	78.8%	20	53	73	42	16	15	1	4	146	4.7	2.4	0.5	19	15
2022-23	26	25	716	27.5	60	150	40.0%	17	64	26.6%	38	52	73.1%	43	119	162	45	23	21	5	8	175	6.7	6.2	0.9	16	12
<b>Career</b>	<b>78</b>	<b>26</b>	<b>1354</b>	<b>17.4</b>	<b>124</b>	<b>299</b>	<b>41.5%</b>	<b>38</b>	<b>130</b>	<b>29.2%</b>	<b>75</b>	<b>105</b>	<b>71.4%</b>	<b>71</b>	<b>210</b>	<b>281</b>	<b>104</b>	<b>47</b>	<b>45</b>	<b>8</b>	<b>16</b>	<b>361</b>	<b>4.6</b>	<b>3.6</b>	<b>0.6</b>	<b>58</b>	<b>32</b>

Season & Career Bests	2022-23	Game	Career	Game	Stat Facts
Points	18	vs. Eastern Michigan (11/11/2022)	22	at Nebraska (12/7/2021)	Games 78
Rebounds	13	at Maryland (1/19/2023)	13	at Maryland (1/19/2023)	Starts 26
Assists	2 (7x)	last: Indiana (2/11/2023)	3 (3x)	last: Southern Utah (12/18/2021)	10+ Points 10
Steals	2	vs. Pitt (11/16/2022)	2 (2x)	last: vs. Pitt (11/16/2022)	20+ Points 1
Blocks	1 (4x)	last: at Iowa (1/12/2023)	1 (7x)	last: at Iowa (1/12/2023)	5+ Rebounds 23
Field Goals	4 (5x)	last: Nebraska (2/8/2023)	9	at Nebraska (12/7/2021)	10+ Rebounds 4
Field Goal Attempts	11	Jackson State (11/23/2022)	12	at Nebraska (12/7/2021)	3+ Assists 3
3-Point Field Goals	3	vs. Eastern Michigan (11/11/2022)	3 (4x)	last: vs. Eastern Michigan (11/11/2022)	3+ Blocks 0
3-Point Field Goal Attempts	7 (2x)	last: Ohio (11/20/2022)	7 (2x)	last: Ohio (11/20/2022)	3+ Steals 0
Free Throws	7	vs. Eastern Michigan (11/11/2022)	7	vs. Eastern Michigan (11/11/2022)	Double-Doubles 1
Free Throw Attempts	9	vs. Eastern Michigan (11/11/2022)	9	vs. Eastern Michigan (11/11/2022)	
Minutes	36	Ohio (11/20/2022)	36	Ohio (11/20/2022)	

**Last Name:** Requests broadcasters to use "II" when appropriate

### Who is Terrance Williams II ...

- Versatile "hybrid" forward who can play inside and out
- Reliable rebounder who is known for consistent defensive efforts
- Efficient shooter with post moves as well as the ability to shoot from outside
- Physically tough and not afraid of contact; has a Big Ten frame
- Played in prep league (WCAC) and AAU program (Team Takeover) as Hunter Dickinson and Dug McDaniel

### Michigan Career (2021-22-present)

- Played in 78 career games; with 26 starts
  - Scored 361 points (4.6 ppg)
  - Grabbed 281 rebounds (3.6 rpg)
- One of three U-M captains (2022-23; Jace Howard and Terrance Williams II)
- Academic All-Big Ten (2022)
- Led U-M to the Big Ten regular season title (2021)
- Led U-M to two straight trips to the NCAA Tournament (2021, '22)
  - Helped U-M advance to two NCAA Sweet 16 (2021, '22)
  - Helped U-M advance to the NCAA Elite Eight (2021)

### Junior (2022-23)

- Played in 26 games
  - Missed two games due to knee bruise
    - at Wisconsin (Feb. 14) and Michigan State (Feb. 18)
- Started 25 games
  - Had one start prior to this season
- Averaging 6.7 points per game
  - Posted five games in double figures
  - Scored a season-best 18 points vs. Eastern Michigan (Nov. 11)
- Second on U-M with 6.2 rebounds per game
  - Grabbed 162 (43 offensive, 119 defensive)
    - Total is more than first two seasons combined (119)
  - Posted 17 games with 5-plus rebounds; with four 10-plus
    - Grabbed a career-best 13 rebounds at Maryland (Jan. 19)
- Posted three other games with 10-plus rebounds
  - 11 vs. Eastern Michigan played in Little Caesars Arena
  - 11 vs. North Carolina (Dec. 21) in Jumpman Invitational
  - 10 at Northwestern (Feb. 2)
- Recorded first career double-double (PT-REB)
  - 18 points, 11 rebounds: vs. Eastern Michigan
- Has made 17 three-pointers
  - Made a career-best three three-pointers vs. Eastern Michigan
- Averaging 27.5 minutes per game
  - Posted nine games with 30-plus minutes
  - Played in a career-best 37 minutes against Ohio (Nov. 20)





## Wolverine: Player Bios



# #11 isaiah BARNES

» Redshirt-Freshman | Guard | 6-7 | 200  
 » Chicago, Illinois | Simeon Career Academy  
 » College of Literature, Science & Arts | Undecided  
 » Born on February 10, 2003 in Chicago, Illinois  
 » Twitter: @Isaiahbarnes\_  
 » Instagram: @isaiahbarnes\_

Statistics	G	S	MIN	Avg	FG	FGA	FG%	3FG	3FGA	3FG%	FT	FTA	FT%	OFF	DEF	REB	FL	AST	TO	BLK	STL	PTS	PPG	RPG	APG	W	L
2021-22	2	0	5	2.5	0	0	0.0%	0	0	0.0%	0	0	0.0%	0	1	1	0	0	0	0	0	0	0.0	0.5	0.0	19	15
2022-23	15	0	91	6.1	5	16	31.3%	2	9	22.2%	4	5	80.0%	6	11	17	2	1	3	1	0	16	1.1	1.1	0.1	16	12
Career	17	0	96	5.6	5	16	31.3%	2	9	22.2%	4	5	80.0%	6	12	18	2	1	3	1	0	16	0.9	1.1	0.1	35	27

Season & Career Bests	2022-23	Game	Career	Game	Stat Facts
Points	6	vs. Kentucky (12/4/2022)	6	vs. Kentucky (12/4/2022)	Games 17
Rebounds	4	Maryland (1/1/2023)	4	Maryland (1/1/2023)	Starts 0
Assists	-	-	-	-	5+ Points 1
Steals	-	-	-	-	10+ Points 0
Blocks	1	at Michigan State (1/7/2023)	1	at Michigan State (1/7/2023)	5+ Rebounds 0
Field Goals	2	vs. Kentucky (12/4/2022)	2	vs. Kentucky (12/4/2022)	10+ Rebounds 0
Field Goal Attempts	4	Purdue (1/26/2023)	4	Purdue (1/26/2023)	3+ Assists 0
3-Point Field Goals	2	vs. Kentucky (12/4/2022)	2	vs. Kentucky (12/4/2022)	3+ Blocks 0
3-Point Field Goal Attempts	2 (2x)	last: Purdue (1/26/2023)	2 (2x)	last: Purdue (1/26/2023)	3+ Steals 0
Free Throws	3	vs. Pitt (11/16/2022)	3	vs. Pitt (11/16/2022)	Double-Doubles 0
Free Throw Attempts	4	vs. Pitt (11/16/2022)	4	vs. Pitt (11/16/2022)	
Minutes	13	at Michigan State (1/7/2023)	13	at Michigan State (1/7/2023)	

### Who is Isaiah Barnes ...

- Strong work ethic at practice and dedication to improving all areas of his game
- Known for handling the ball on the perimeter, playing downhill, attacking the basket
- A high-flyer for the Wolverines with an array of dunks
- Versatile shooter with developing range
- Brother, Daniel, played at Eastern Michigan (2009) before transferring to Illinois-Chicago (2011-12-13)

### Michigan Career (2022-present)

- Played in 17 career games; all off the bench
- Granted redshirt for freshman seasons
  - Played two games in 2021-22; applied with NCAA for year back
- Helped U-M reach to the NCAA Sweet 16 (2022)
  - Fifth straight trip for the Wolverines

### Redshirt-Freshman (2022-23)

- Played in 15 games; all off the bench
- Averaging 1.1 points
  - Scored a career-best six points vs. Kentucky (Dec. 4; London Showcase)
  - Reached career-best after making his first two career three-pointers
- Averaging 1.1 rebounds
  - Grabbed a career-best four rebounds against Maryland (Jan. 1)
- Made his first career free throws vs. Pittsburgh (Nov. 16; Legends Classic)
  - Finished the game going 3-for-4, both career-bests
- Averaging 6.1 minutes per game
  - Played in a career-best 13 minutes at Michigan State (Jan. 7)





## Wolverine: Player Bios



# #13 jett HOWARD

- » Freshman | Guard | 6-8 | 215
- » Miami, Florida | IMG Academy
- » College of Literature, Science & Arts | Undecided
- » Born on Sept. 14, 2003 in Chicago, Illinois
- » Twitter: @JettHoward5
- » Instagram: @jetthoward

Statistics	G	S	MIN	Avg	FG	FGA	FG%	3FG	3FGA	3FG%	FT	FTA	FT%	OFF	DEF	REB	FL	AST	TO	BLK	STL	PTS	PPG	RPG	APG	W	L
2022-23	26	26	798	30.7	125	299	41.8%	69	187	36.9%	56	69	81.2%	8	62	70	54	54	33	18	11	375	14.4	2.7	2.1	16	12
Career	26	26	798	30.7	125	299	41.8%	69	187	36.9%	56	69	81.2%	8	62	70	54	54	33	18	11	375	14.4	2.7	2.1	16	12

Season & Career Bests	2022-23	Game	Career	Game	Stat Facts
Points	34	at Iowa (1/12/2023)	34	at Iowa (1/12/2023)	Games 26
Rebounds	7	Penn State (1/4/2023)	7	Penn State (1/4/2023)	Starts 26
Assists	7	Northwestern (1/15/2023)	7	Northwestern (1/15/2023)	10+ Points 21
Steals	2	vs. North Carolina (12/21/2022)	2	vs. North Carolina (12/21/2022)	20+ Points 4
Blocks	4	Ohio (11/20/2022)	4	Ohio (11/20/2022)	30+ Points 1
Field Goals	12	at Iowa (1/12/2023)	11	at Iowa (1/12/2023)	5+ Rebounds 3
Field Goal Attempts	22	at Iowa (1/12/2023)	22	at Iowa (1/12/2023)	3+ 3FGs 11
3-Point Field Goals	7	at Iowa (1/12/2023)	7	at Iowa (1/12/2023)	5+ 3FGs 4
3-Point Field Goal Attempts	14	Nebraska (2/8/2023)	14	Nebraska (2/8/2023)	5+ Assists 3
Free Throws	4 (6x)	last: Northwestern (1/15/2023)	4 (6x)	last: Northwestern (1/15/2023)	3+ Blocks 2
Free Throw Attempts	7	at Minnesota (12/8/2022)	7	at Minnesota (12/8/2022)	3+ Steals 0
Minutes	40	at Iowa (1/12/2023)	40	at Iowa (1/12/2023)	Double-Doubles 0

### Who is Jett Howard ...

- Unique combination of size, shooting and downhill scoring
- Versatility allows him to play all three perimeter positions
- Sharpshooter, who is known for making plays for others and a strong floor facilitator
- Brings strong defensive mindset
- Confident player, who relishes big games and big moments

### Michigan Career

- Big Ten Freshman of the Week (Nov. 14)

### Freshman (2022-23)

- Started 26 games
  - Missed game vs. No. 1 Purdue due to injury (left ankle), at Rutgers (right ankle)
- Second on U-M averaging 14.4 points per game
  - Posted 21 games in double figures
  - Has 12 games with 15-plus points
  - Has four games of 20-plus points and one of 30-plus
  - Scored a career-best 34 points at Iowa in OT (Jan. 12)
    - Set career-bests with 12 FGs and seven 3FGs
- Leads U-M with 69 three-pointers (2.7 per game)
  - Ranks third in the Big Ten (Penn State's Andrew Funk, 79 & Seth Lundy, 70)
  - Has at least two three-pointers in 21 of 26 games
  - Has 11 games with three-plus three-pointers; four of 5-plus
    - Made a career-best seven three-pointers at Iowa
    - More than doubled the three-pointers than next Wolverine (Joey Baker, 31)
- Third on U-M with 54 assists (2.1 apg)
  - Has seven games with three-plus assists; three with five-plus
    - Had a career-best seven assists against Northwestern (Jan. 15)
- Fourth on U-M with 18 blocks
  - Had a career-best four against Ohio (Nov. 20)
- Averaging 30.7 minutes per game
  - Has 16 games with 30-plus minutes
  - Played a career-best 40 minutes in OT at Iowa

### Freshman Notables

- In collegiate debut against Purdue Fort Wayne (Nov. 7); scored 21 points, with five three-pointers to become the first freshman to score 20-plus points in their debut since Jamal Crawford (21, Oakland, Nov. 19, 1999).
- In the conference road game at Iowa (Jan. 12); scored a career-best 34 points with a career-best 12-for-22 field goal line and career-best seven three-pointers (7-for-13). In the first half alone, Howard tied his career-best with 21. With 13 more in the second half, his 34 point effort helped him become:
  - First freshman to eclipse 30-plus points in eight years
    - Aubrey Dawkins: 31 against Rutgers (March 7, 2015)
  - First Wolverine to record the most points in a game in 17 years
    - Daniel Horton: 34 against Indiana (March 4, 2006)
- Recorded the highest freshman total in 31 years
  - Jalen Rose: 34 at Iowa (January 9, 1992).


### Prep Highlights

- Class of 2022 (Top 100): No. 39 (247 Sports), No. 41 (ESPN), No. 42 (Rivals)
- Florida Association of Basketball Coaches (FABC) Class 4A All-State, 3rd team (2020)
- All-Broward County, second team (2019, '20)
- Broward County Fab Five -- The Next Five (2019)
- University School's Freshman of the Year (2019)
- Played two seasons at University School (Miami Fla.) before transferring to IMG Academy (Bradenton, Fla.) for his final two seasons
- As a senior (2021-22), averaged 13.5 points, 2.6 rebounds, and 2.0 assists and semifinals of the GEICO Nationals; as a junior (2020-21), averaged 9.8 points and 2.0 assists and semifinals of the GEICO Nationals
- As a sophomore (2019-20), averaged 15.6 points, 2.8 rebounds and 3.7 assists and FHSSA Class 4A regional semifinal; as a freshman (2018-19), averaged 7.0 points, 1.7 rebounds and 2.0 assists, helping the Sharks to a 27-5 record and FHSSA Class 5A State championship





## Wolverine: Player Bios



# #15 joey BAKER

» Graduate Student | Guard | 6-7 | 205  
 » Fayetteville, N.C. | Trinity Christian | Duke  
 » U-M's School of Social Work | Masters in Social Work  
 » Born on September 13, 2000 in Fayetteville, North Carolina  
 » Twitter: @joey\_bvker  
 » Instagram: @joeywbaker

Statistics	G	S	MIN	Avg	FG	FGA	FG%	3FG	3FGA	3FG%	FT	FTA	FT%	OFF	DEF	REB	FL	AST	TO	BLK	STL	PTS	PPG	RPG	APG	W	L
2018-19*	4	0	18	4.5	1	4	.250	1	2	.500	0	0	.000	2	2	4	5	0	2	1	0	3	0.8	1.0	0.0	32	6
2019-20*	27	3	338	12.5	50	122	.410	28	71	.394	11	12	.917	2	22	24	47	21	15	6	14	139	5.1	0.9	0.8	25	6
2020-21*	23	1	264	11.5	22	71	.310	16	51	.314	6	8	.750	6	21	27	24	9	18	6	8	66	2.9	1.2	0.4	13	11
2021-22*	34	0	409	12.0	51	118	.432	30	74	.405	21	27	.778	9	31	40	41	14	18	1	13	153	4.5	1.2	0.4	32	7
2022-23	28	2	437	15.6	49	125	.392	35	87	.402	16	26	.615	5	57	62	44	13	12	7	11	149	5.3	2.2	0.5	16	12
<b>Career</b>	<b>116</b>	<b>6</b>	<b>1466</b>	<b>12.6</b>	<b>173</b>	<b>440</b>	<b>.393</b>	<b>110</b>	<b>285</b>	<b>.386</b>	<b>54</b>	<b>73</b>	<b>.740</b>	<b>24</b>	<b>133</b>	<b>157</b>	<b>161</b>	<b>57</b>	<b>65</b>	<b>21</b>	<b>46</b>	<b>510</b>	<b>4.4</b>	<b>1.4</b>	<b>0.5</b>	<b>118</b>	<b>42</b>

\* played at Duke

Season & Career Bests	2022-23	Game	Career	Game	Stat Facts
Points	14 (2x)	last: at Northwestern (2/2/2023)	22	Wofford (12/19/2019)	Games 116
Rebounds	5 (2x)	last: at Michigan State (1/7/2023)	5 (4x)	last: at Michigan State (1/7/2023)	Starts 6
Assists	3	at Rutgers (2/23/2023)	3 (4x)	last: at Rutgers (2/23/2023)	5+ Points 47
Steals	2 (4x)	last: at Rutgers (2/23/2023)	4	Michigan State (12/1/2020)	10+ Points 17
Blocks	2	at Minnesota (12/8/2022)	3	at Virginia Tech (1/12/2021)	20+ Points 1
Field Goals	5 (2x)	last: at Northwestern (2/2/2023)	6 (2x)	last: Wofford (12/19/2019)	3+ 3FGs 17
Field Goal Attempts	11	at Rutgers (2/23/2023)	11 (2x)	last: at Rutgers (2/23/2023)	3+ Rebounds 20
3-Point Field Goals	4	vs. Pitt (11/16/2022)	5	Wofford (12/19/2019)	5+ Rebounds 4
3-Point Field Goal Attempts	9	at Rutgers (2/23/2023)	9	at Rutgers (2/23/2023)	3+ Assists 4
Free Throws	4	Maryland (1/1/2023)	7	The Citadel (11/22/2021)	3+ Steals 2
Free Throw Attempts	6	Maryland (1/1/2023)	7	The Citadel (11/22/2021)	3+ Blocks 1
Minutes	29	Purdue (1/26/2023)	32	Campbell (11/13/2021)	Double-Doubles 0

### Who is Joey Baker ...

- Veteran presence who brings leadership and experience
- Provides depth at the 2, 3 or 4 positions; could become U-M's Sixth Man
- Brings a strong shooting presence with ability to create his own shot
- Excellent passer, high basketball IQ with ability to breakdown opponent's offense
- Graduate transfer from Duke, where he played four years

### Career Statistics

- Played in 116 career games
  - 100th career games against Central Michigan (Dec. 29, 2022)
  - Has six career starts (4 at Duke; 2 at Michigan)
- 510 points: Michigan (149; 5.3 ppg) Duke (361; 4.1 ppg)
- 157 rebounds: Michigan (62; 2.2 rpg) Duke (95; 1.1 rpg)
- 57 assists: Michigan (13) Duke (44)
- 110 three-pointers: Michigan (35) Duke (75)

### Duke Career (2019-20-21-22)

- Played four seasons (88 games) at Duke under legendary coach Mike Krzyzewski
- Compiled a 102-24 career record, with a 54-22 ACC record
- Reached the No. 1 national ranking in three of his four seasons
- ACC regular season champions (2022); ACC runner-up (2020)
- ACC Tournament champions (2019); lost in title game (2022)
- Helped Duke to two NCAA Tournament appearances (2019 & 2022)
  - 2020 NCAA postseason canceled due to covid-19
  - NCAA Elite Eight (2019); lost to Michigan State (68-67)
  - NCAA Final Four (2022); lost in national semifinal to North Carolina (81-77)
- Had 361 points (4.1 ppg), 95 rebounds (1.1 rpg), 44 assists
- Had 75 three-point field goals (37.9 percent; 75-for-198)

### Graduate Student (2022-23 | Michigan)

- Taking advantage of the NCAA's one-time eligibility rule in response covid-19
- Played in all 28 games, primarily off the bench
  - Considered one of two U-M Sixth Men (Tarris Reed, Jr.)
  - Started vs. No. 1 Purdue (Jan. 26); after Jett Howard was out (left ankle)
  - Started at Rutgers (Feb. 23); after Jett Howard was out (right ankle)
- Averaging 5.3 points
  - Posted 14 games with 5-plus points; with five 10-plus
  - Scored a season-best 14 points, two times
    - vs. Pittsburgh (Nov. 16; Legends Classic) paced with four three-pointers
    - at Northwestern (Feb. 2) paced with three three-pointers
- Leads U-M shooting 40.2% on three-pointers (35-for-87)
  - Second on U-M with 35 long range baskets
- Nearly 70% of offense is from long range attempts (87-for-125)





## Wolverine: Player Bios



# #23 gregg GLENN III

» Freshman | Forward | 6-7 | 230  
 » Pompano Beach, Florida | Calvary Christian Academy  
 » College of Literature, Science & Arts | Undecided  
 » Born on April 16, 2003 in Pompano Beach, Florida  
 » Twitter: @GreggGlenn2  
 » Instagram: @greggglennn

Statistics	G	S	MIN	Avg	FG	FGA	FG%	3FG	3FGA	3FG%	FT	FTA	FT%	OFF	DEF	REB	FL	AST	TO	BLK	STL	PTS	PPG	RPG	APG	W	L
2022-23	4	0	11	2.8	2	5	40.0%	0	0	0.0%	2	4	50.0%	2	4	6	3	2	0	0	3	6	1.5	1.5	0.5	16	12
Career	4	0	11	2.8	2	5	40.0%	0	0	0.0%	2	4	50.0%	2	4	6	3	2	0	0	3	6	1.5	1.5	0.5	16	12

Season & Career Bests	2022-23	Game	Career	Game	Stat Facts
Points	2 (3x)	last: Maryland (1/1/2023)	2 (3x)	last: Maryland (1/1/2023)	Games 4
Rebounds	2 (2x)	last: vs. Arizona State (11/16/2022)	2 (2x)	last: vs. Arizona State (11/16/2022)	Starts 0
Assists	1 (2x)	last: vs. Arizona State (11/16/2022)	1 (2x)	last: vs. Arizona State (11/16/2022)	10+ Points 0
Blocks	-	-	-	-	20+ Points 0
Steals	1	vs. Arizona State (11/16/2022)	1	vs. Arizona State (11/16/2022)	5+ Rebounds 0
Field Goals	2	at Minnesota (12/8/2022)	2	at Minnesota (12/8/2022)	10+ Rebounds 0
Field Goal Attempts	2	vs. Arizona State (11/16/2022)	2	vs. Arizona State (11/16/2022)	3+ Assists 0
3-Point Field Goals	-	-	-	-	3+ Blocks 0
3-Point Field Goal Attempts	-	-	-	-	3+ Steals 0
Free Throws	2	Maryland (1/1/2023)	2	Maryland (1/1/2023)	Double-Doubles 0
Free Throw Attempts	2 (2x)	last: Maryland (1/1/2023)	2 (2x)	last: Maryland (1/1/2023)	
Minutes	4	vs. Arizona State (11/16/2022)	4	vs. Arizona State (11/16/2022)	

### Who is Greg Glenn III ...

- Known for his versatility, athleticism and scoring ability inside and on perimeter
- Create shots for teammates in both half-court and transition settings
- Attacks the glass and coming up with offensive put backs
- Quick hands makes him a defensive threat

### Freshman (2022-23)

- Played in four games; all off the bench
  - Final minute against Purdue Fort Wayne (Nov. 7)
    - Posted two points (1-for-1 FGs), two rebounds
  - Final four minutes vs. Arizona State (Nov. 16)
    - Posted two points (1-for-2 FGs), two rebounds, an assist and a steal
  - Final three minutes at Minnesota (Dec. 8)
    - Posted two steals and a rebound
  - Final three minutes against Maryland (Jan. 1)
    - Posted two points (2-for-2 FTs) and one rebound


### Prep Career

- Class of 2022: No. 90 (Rivals), No. 116 (247 Sports)
- FABC Class 4A All-State (2022; second team)
- FABC Class 3A All-State (2020, '21; third team)
- Sun Sentinel All-Broward County Player of the Year (2022)
  - All-County first team (2021, '22 and third team (2019)
- Miami Herald All-Broward County Player of the Year (2022)
  - All-County first team (2021, '22) and third team (2019)
- Four-year varsity letterwinner at Calvary Christian Academy (Fort Lauderdale, Fla.)
  - Played in 99 career games for head coach Cilk McSweeney
  - Closed with 1,303 points (13.2), 652 rebounds (6.6) and 254 assists (2.6)
  - Helped Eagles to FHSAA Class 3A State title (2021) and Class 4A title (2022)
  - As a senior (2021-22), averaged 10.5 points, 6.0 rebounds and 3.1 assists



M

Wolverine: Player Bios



#24

youssef KHAYAT

» Freshman | Forward | 6-9 | 195  
» Beirut, Lebanon | Limoges CSP (France)  
» College of Literature, Science & Arts | Undecided  
» Born on March 11, 2003 in Beirut, Lebanon  
» Twitter: @youssefkhayat24  
» Instagram: @youssefkhayat

Statistics	G	S	MIN	Avg	FG	FGA	FG%	3FG	3FGA	3FG%	FT	FTA	FT%	OFF	DEF	REB	FL	AST	TO	BLK	STL	PTS	PPG	RPG	APG	W	L
2022-23	7	0	37	5.3	3	10	30.0%	3	7	42.9%	0	0	0.0%	2	1	3	4	1	2	0	0	9	1.3	0.4	0.1	16	12
Career	7	0	37	5.3	3	10	30.0%	3	7	42.9%	0	0	0.0%	2	1	3	4	1	2	0	0	9	1.3	0.4	0.1	16	12

Season & Career Bests	2022-23	Game	Career	Game	Stat Facts
Points	6	at Minnesota (12/8/2022)	6	at Minnesota (12/8/2022)	Games 7
Rebounds	2	Lipscomb (12/17/2022)	2	Lipscomb (12/17/2022)	Starts 0
Assists	1	Maryland (1/1/2023)	1	Maryland (1/1/2023)	10+ Points 0
Blocks	-	-	-	-	20+ Points 0
Steals	-	-	-	-	5+ Rebounds 0
Field Goals	2	at Minnesota (12/8/2022)	2	at Minnesota (12/8/2022)	10+ Rebounds 0
Field Goal Attempts	3 (2x)	last: Lipscomb (12/17/2022)	3 (2x)	last: Lipscomb (12/17/2022)	3+ Assists 0
3-Point Field Goals	2	at Minnesota (12/8/2022)	2	at Minnesota (12/8/2022)	3+ Blocks 0
3-Point Field Goal Attempts	3	at Minnesota (12/8/2022)	3	at Minnesota (12/8/2022)	3+ Steals 0
Free Throws	-	-	-	-	Double-Doubles 0
Free Throw Attempts	-	-	-	-	
Minutes	9	at Minnesota (12/8/2022)	9	at Minnesota (12/8/2022)	

Pronunciations: you-seff | k'high-yacht

Who is Youssef Khayat ...

- At age 15 left Lebanon, with mother, for France to start playing career with Limoges
- Athletic forward with explosive and quick first step and vertical jump
- Scores majority of points by running hard and cutting to the basket
- Strong motor, constant motion off the ball
- Makes opponents pay for mistakes, with good defensive instincts
- Working on body conditioning and strength as well as overall shooting

Freshman (2022-23)

- Played in seven games; all off the bench
  - Played four minutes vs. Pittsburgh (Nov. 16; Legends Classic)
  - Played four minutes vs. Arizona State (Nov. 17; Legends Classic)
    - Posted three points on first career three-pointer
  - Played six minutes against Jackson State (Nov. 23)
  - Played career-best nine minutes at Minnesota (Dec. 8)
    - Scored a career-best six points after make career-best two three-pointers
    - Grabbed first career rebound
  - Played five minutes against Lipscomb (Dec. 17)
    - Grabbed a career-best two rebounds (both offensive)
  - Played four minutes against Maryland (Jan. 1)
  - Played four minutes at Northwestern (Feb. 2)

Limoges CSP (Club Team)

- Played with Limoges CSP (France-ProA U21) and Limoges CSP (Betclic Elite ProA)
- 2018-19: 11 games; averaged 8.8 points, 4.1 rebounds and 2.1 assists
- 2019-20: 9 games; averaged 7.6 points, 2.0 rebounds and 1.1 assists
- 2020-21: 21 games; averaged 8.2 points, 6.0 rebounds and 1.2 assists
- 2021-22: 32 games; averaged 16.8 points, 7.7 rebounds and 1.8 assists
- Career-high: 33 points vs. Strasbourg (Jan. 15, 2022) and 16 rebounds vs. Paris Basketball (May 10, 2022)

Lebanon National Team (Senior)

- 2023 FIBA World Cup
  - Lebanon stands 3-1 in Asian qualifiers
  - Averaging 7.3 points and 1.8 rebounds in 12.6 minutes off the bench
  - Shooting 66.7 percent from field (12-for-18) -- 10-for-13 2FGs and 2-for-5 3FGs
- 2022 Asia Cup (July 12-24, 2022)
  - Helped Lebanon (5-1) reach championship game (vs. Australia) and silver medal
  - Played in six games; averaged 5.3 points, 2.0 rebounds, 1.2 steals and 14.5 minute

Lebanon National Team (Youth)

- Appeared in 22 games; averaging 10.1 points, 6.7 rebounds, 1.5 assists





## Wolverine: Player Bios

CAPTAIN



# #25 jace HOWARD

» Junior | Guard | 6-7 | 220  
 » Miami, Florida | University School  
 » College of Literature, Science & Arts | General Studies  
 » Born on September 19, 2001 in Chicago, Illinois  
 » Twitter: @JaceHoward\_  
 » Instagram: @jacehoward

Statistics	G	S	MIN	Avg	FG	FGA	FG%	3FG	3FGA	3FG%	FT	FTA	FT%	OFF	DEF	REB	FL	AST	TO	BLK	STL	PTS	PPG	RPG	APG	W	L
2020-21	11	0	32	2.9	3	7	42.9%	1	2	50.0%	5	10	50.0%	0	4	4	5	0	3	0	0	12	1.1	0.4	0.0	23	5
2021-22	14	0	63	4.5	6	14	42.9%	1	7	14.3%	3	4	75.0%	4	3	7	15	3	4	2	2	16	1.1	0.5	0.2	19	15
2022-23	24	0	194	8.1	12	29	41.4%	7	15	46.7%	4	11	36.4%	6	16	22	25	4	5	0	1	35	1.5	0.9	0.2	16	12
<b>Career</b>	<b>49</b>	<b>0</b>	<b>289</b>	<b>5.9</b>	<b>21</b>	<b>50</b>	<b>42.0%</b>	<b>6</b>	<b>24</b>	<b>25.0%</b>	<b>12</b>	<b>25</b>	<b>48.0%</b>	<b>10</b>	<b>23</b>	<b>33</b>	<b>45</b>	<b>7</b>	<b>12</b>	<b>2</b>	<b>3</b>	<b>63</b>	<b>1.3</b>	<b>0.7</b>	<b>0.1</b>	<b>58</b>	<b>32</b>

Season & Career Bests	2022-23	Game	Career	Game	Stat Facts
Points	6	at Penn State (1/29/2023)	6	at Penn State (1/29/2023)	Games 48
Rebounds	3 (2x)	last: at Penn State (1/29/2023)	3 (2x)	last: at Penn State (1/29/2023)	Starts 0
Assists	1 (3x)	last: at Penn State (1/29/2023)	1 (6x)	last: at Penn State (1/29/2023)	5+ Points 2
Steals	1	at Penn State (1/29/2023)	1 (3x)	last: at Penn State (1/29/2023)	10+ Points 0
Blocks	-	-	1 (2x)	last: Rutgers (2/23/2022)	5+ Rebounds 0
Field Goals	2	at Penn State (1/29/2023)	2 (2x)	last: at Penn State (1/29/2023)	10+ Rebounds 0
Field Goal Attempts	4	at Penn State (1/29/2023)	4	at Penn State (1/29/2023)	3+ Assists 0
3-Point Field Goals	1 (7x)	last: at Rutgers (2/23/2023)	1 (8x)	last: at Rutgers (2/23/2023)	3+ Blocks 0
3-Point Field Goal Attempts	3	at Penn State (1/29/2023)	3 (2x)	at Penn State (1/29/2023)	3+ Steals 0
Free Throws	1 (4x)	last: at Northwestern (2/2/2023)	2 (2x)	last: at Illinois (1/14/2022)	Double-Doubles 0
Free Throw Attempts	3	at Northwestern (2/2/2023)	4	Illinois (3/2/21)	
Minutes	18	at Penn State (1/29/2023)	18	at Penn State (1/29/2023)	

### Who is Jace Howard ...

- Strong and high-energy player and strong defensive skill set
- Evolving shooting abilities in his mid-range game
- One of Wolverines outspoken leaders and energy providers
- Son of U-M head coach Juwan Howard and older brother of teammate Jett
- Strong basketball IQ; grew up around the game

### Michigan Career (2021-22-present)

- Played in 49 career games; all off the bench
- One of three U-M captains (2022-23; Hunter Dickinson and Terrance Williams II)
- Academic All-Big Ten Team (2022)
- Helped U-M to the Big Ten regular season title (2021); first title since 2014
- Helped U-M to two NCAA Tournament appearances (2021, '22)
  - Helped U-M advance to three NCAA Sweet 16s (2021, '22)
  - Helped U-M advance to the NCAA Elite Eight (2021)

### Junior (2022-23)

- Played in 24 games; off the bench
  - Missed two games due to concussion protocols (injured in practice)
- Averaging 1.5 points
  - Seven of 12 field goals have been three-pointers
  - Scored a career-best six points at Penn State (Jan. 29)
- Averaging 1.0 rebounds
  - Had a career-best three rebounds, two times
    - vs. Eastern Michigan (Nov. 11) and at Penn State
- Averaging 8.1 minutes per game
  - Has seven games of 10-plus minutes
  - Played a career-best 18 minutes at Penn State





## Wolverine: Player Bios



# #32 **tarris** REED, JR.

» Freshman | Forward | 6-10 | 260  
 » St. Louis, Missouri | Link Year Prep Academy  
 » College of Literature, Science & Arts | Undecided  
 » Born on August 5, 2003 in Louis, Missouri  
 » Twitter: @TarrisReedJr  
 » Instagram: @thetarrisreed

Statistics	G	S	MIN	Avg	FG	FGA	FG%	3FG	3FGA	3FG%	FT	FTA	FT%	OFF	DEF	REB	FL	AST	TO	BLK	STL	PTS	PPG	RPG	APG	W	L
2022-23	28	0	333	11.9	41	73	56.2%	0	0	0.0%	18	48	37.5%	36	69	105	51	3	27	26	16	100	3.6	3.8	0.1	16	12
Career	28	0	333	11.9	41	73	56.2%	0	0	0.0%	18	48	37.5%	36	69	105	51	3	27	26	16	100	3.6	3.8	0.1	16	12

Season & Career Bests	2022-23	Game	Career	Game	Stat Facts
Points	8	Indiana (2/11/2023)	8	Indiana (2/11/2023)	Games 28
Rebounds	10	Michigan State (2/18/2023)	10	Michigan State (2/18/2023)	Starts 0
Assists	1 (3x)	last: Minnesota (1/22/2023)	1 (3x)	last: Minnesota (1/22/2023)	5+ Points 8
Steals	2	Michigan State (2/18/2023)	2	Michigan State (2/18/2023)	10+ Points 0
Blocks	3 (3x)	last: Michigan State (2/18/2023)	3 (3x)	last: Michigan State (2/18/2023)	5+ Rebounds 8
Field Goals	3 (4x)	last: Michigan State (2/18/2023)	3 (4x)	last: Michigan State (2/18/2023)	10+ Rebounds 1
Field Goal Attempts	6 (2x)	last: vs. North Carolina (12/21/2022)	6 (2x)	last: vs. North Carolina (12/21/2022)	3+ Assists 0
3-Point Field Goals	-	-	-	-	3+ Blocks 3
3-Point Field Goal Attempts	-	-	-	-	3+ Steals 0
Free Throws	3	vs. Arizona State (11/16/2022)	3	vs. Arizona State (11/16/2022)	Double-Doubles 0
Free Throw Attempts	6	vs. Arizona State (11/16/2022)	6	vs. Arizona State (11/16/2022)	
Minutes	24	Michigan State (2/18/2023)	24	Michigan State (2/18/2023)	

### Who is Tarris Reed Jr. ...

- Physical down low and has great athleticism
- Strong rebounder, who can get out in transition
- Ability to put the ball on the floor and finish through double teams
- Can rotate between the four or five positions
- Plays the baritone saxophone in his free time
- Ran for club track teams growing up

### Freshman (2022-23)

- Played in all 28 games; all off the bench
  - Considered one of two U-M Sixth Men (Joey Baker)
- Averaging 3.6 points
  - Posted eight games with 5-plus points
  - Scored a career-best eight points, two times
    - vs. Indiana (Feb. 11) and Michigan State (Feb. 18)
- Averaging 3.8 rebounds
  - Posted eight games of 5-plus rebounds, with one 10-plus
  - Rebounding breakdown (36 offensive; 69 defensive)
  - Had a career-best 10 rebounds vs. Michigan State
- Shooting 56.2% from the field (41-for-73)
- Second on U-M with 26 blocks
  - Had a career-best three blocks, three times
    - vs. North Carolina (Dec. 21), Nebraska (Feb. 8) & Michigan State
- Averaging 11.9 minutes per game
  - Posted 20 games with 10-plus minutes
  - Played in a career-best 24 minutes vs. Michigan State

### Prep Career

- Class of 2022 (Top 100): No. 29 (Rivals), No. 31 (ESPN), No. 33 (247 Sports)
- Missouri Basketball Coaches Association (MBCA) Class 6 Player of the Year (2021)
- MBCA Class 6 All-State (2021), Class 5 All-State (2020)
- MBCA Class 6 All-District (2021), Class 5 All-District (2020)
- Metro Catholic Player of the Year (2021) and 2x, first team (2020, '21)
- St. Louis Post Dispatch All-Metro Player of Year (2021) and 2x, first team (2020, '21)
- Played his first three season at Chaminade College Prep (St. Louis, Mo.) : 73 games with 1,002 points (13.7 ppg), 604 rebounds (8.3 rpg), 115 blocks (1.6 bpg)
- Transferred to Link Year Academy (Branson, Mo.) for his final prep season
  - As a senior averaged 9.3 points, 9.2 rebounds and 1.8 blocks
  - Helped Lions to 34-2 record and runner-up finish at the GEICO Nationals





## Wolverine: Player Bios



# #34 jackson SELVALA

- » Senior | Forward | 6-7 | 215
- » New Canaan, Connecticut | Deerfield Academy
- » College of Literature, Science & Arts | Political Science
- » Born on August 27, 1999 in New York, N.Y.
- » Twitter: @J\_Selvala
- » Instagram: @jselvala

Statistics	G	S	MIN	Avg	FG	FGA	FG%	3FG	3FGA	3FG%	FT	FTA	FT%	OFF	DEF	REB	FL	AST	TO	BLK	STL	PTS	PPG	RPG	APG	W	L
2022-23	4	0	7	1.8	0	1	0.0%	0	0	0.0%	0	0	0.0%	0	1	1	0	0	2	0	0	0	0.0	0.3	0.0	16	12
Career	4	0	7	1.8	0	1	0.0%	0	0	0.0%	0	0	0.0%	0	1	1	0	0	2	0	0	0	0.0	0.3	0.0	16	12

Season & Career Bests	2022-23	Game	Career	Game	Stat Facts
Points	-	-	-	-	Games 4
Rebounds	1	Purdue Fort Wayne (11/7/2022)	1	Purdue Fort Wayne (11/7/2022)	Starts 0
Assists	-	-	-	-	10+ Points 0
Steals	-	-	-	-	20+ Points 0
Blocks	-	-	-	-	5+ Rebounds 0
Field Goals	-	-	-	-	10+ Rebounds 0
Field Goal Attempts	1	Maryland (1/1/2023)	1	Maryland (1/1/2023)	3+ Assists 0
3-Point Field Goals	-	-	-	-	3+ Blocks 0
3-Point Field Goal Attempts	-	-	-	-	3+ Steals 0
Free Throws	-	-	-	-	Double-Doubles 0
Free Throw Attempts	-	-	-	-	
Minutes	3	Maryland (1/1/2023)	3	Maryland (1/1/2023)	

### Who is Jackson Selvala ...

- Former team manager elevated to walk-on for senior year
- Long, fluid shooter who handles the ball well
- Tough cover in pick and pop situations
- Good passer who moves well and sees the floor
- Solid defender and rebounder
- Roommates with team managers Andrew Wolfe, Alex Assad, Zach Corsun

### Michigan Career (2020-22)

- Team manager turned into a valuable member of scout team
- Member of manager basketball team which traveled to Final Four to play in national manager tournament

### Senior (2022-23)

- Played in four games; all off the bench
  - Final minute against Purdue Fort Wayne (Nov. 7); grabbed one rebound
  - Final two minutes at Minnesota (Dec. 8); did not record a stat
  - Final three minutes against Maryland (Jan. 1); attempted one shot
  - Final minute against Nebraska (Feb. 8); did not record a stat



M

Wolverine: Player Bios



#42

will

TSCHETTER

» Redshirt-Freshman | Foward | 6-8 | 240  
» Stewartville, Minnesota | Stewartville High School  
» College of Literature, Science & Arts | Earth & Environmental Science  
» Born on January 31, 2003 in Rochester, Minnesota  
» Twitter: @TschetterWill42  
» Instagram: @tschetterwill

Statistics	G	S	MIN	Avg	FG	FGA	FG%	3FG	3FGA	3FG%	FT	FTA	FT%	OFF	DEF	REB	FL	AST	TO	BLK	STL	PTS	PPG	RPG	APG	W	L
2021-22	0	0	0	0.0	0	0	0.0%	0	0	0.0%	0	0	0.0%	0	0	0	0	0	0	0	0	0	0.0	0.0	0.0	19	15
2022-23	21	3	210	10.0	22	41	53.7%	4	16	25.0%	8	14	57.1%	9	13	22	30	7	11	4	0	56	2.7	1.0	0.3	16	12
Career	21	3	210	10.0	22	41	53.7%	4	16	25.0%	8	14	57.1%	9	13	22	30	7	11	4	0	56	2.7	1.0	0.3	35	27

Season & Career Bests	2022-23	Game	Career	Game	Stat Facts
Points	7	at Iowa (1/12/2023)	7	at Iowa (1/12/2023)	Games 21
Rebounds	5	at Wisconsin (2/14/2023)	5	at Wisconsin (2/14/2023)	Starts 3
Assists	2	at Wisconsin (2/14/2023)	2	at Wisconsin (2/14/2023)	5+ Points 3
Steals	-	-	-	-	10+ Points 0
Blocks	2	Central Michigan (12/29/2022)	2	Central Michigan (12/29/2022)	3+ Rebounds 2
Field Goal Attempts	3	at Iowa (1/12/2023)	3	at Iowa (1/12/2023)	5+ Rebounds 1
Field Goal Attempts	6	Michigan State (2/18/2023)	6	Michigan State (2/18/2023)	3+ Assists 0
3-Point Field Goals	1 (4x)	last: Michigan State (2/18/2023)	1 (4x)	last: Michigan State (2/18/2023)	3+ Blocks 0
3-Point Field Goal Attempts	3	at Minnesota (12/8/2022)	3	at Minnesota (12/8/2022)	3+ Steals 0
Free Throws	3	Ohio (11/20/2022)	3	Ohio (11/20/2022)	Double-Doubles 0
Free Throw Attempts	4	Ohio (11/20/2022)	4	Ohio (11/20/2022)	
Minutes	26	at Wisconsin (2/14/2023)	26	at Wisconsin (2/14/2023)	

Pronunciation: "cheddar"

Who is Will Tschetter ...

- Versatile scorer, with developing down low post moves
- Shooting range gives him the ability to stretch the floor
- Energetic player, with constant motor
- Known for locker room and bench presence; natural leader
- Reshirted his freshman year to work over strength and games
- Family owns and runs a dairy farm in Minnesota

Michigan Career (2022-present)

- Helped U-M advance to the 2022 NCAA Sweet 16
  - Fifth consecutive trip for the Wolverines
- College Sports Communicators (CSC) Academic All-District (2023)

Sophomore (2022-23)

- Played in 21 games; primarily off the bench
- Started three games
  - Started first career game at Wisconsin (Feb. 14)
- Averaging 2.7 points per game
  - Scored a career-best seven points, two times
    - at Iowa (Jan. 12) and Michigan State (Feb. 18)
- Had a career-best five rebounds at Wisconsin
- Had a career-best three assists at Rutgers (Feb. 23)
- Had a career-best two blocks against Central Michigan
- Playing 10.0 minutes per game
  - Posted 11 games with 10-plus minutes, with one 20-plus
  - Played in a career-best 26 minutes at Wisconsin

Freshman (2021-22)

- Redshirted the season and worked with Jon Sanderson on his overall strength and conditioning; major part of U-M's scout team





## Wolverine: Player Bios



# #45 cooper SMITH

- » Sophomore | Guard | 6-1 | 175
- » Saline, Michigan | Hacket Catholic Prep
- » College of Literature, Science & Arts | Education
- » Born on July 12, 1999 in Ann Arbor, Michigan
- » Twitter: @coooooopersmith\_
- » Instagram: @coooooopersmith\_

Statistics	G	S	MIN	Avg	FG	FGA	FG%	3FG	3FGA	3FG%	FT	FTA	FT%	OFF	DEF	REB	FL	AST	TO	BLK	STL	PTS	PPG	RPG	APG	W	L
2022-23	4	0	8	2.0	0	1	0.0%	0	0	0.0%	0	0	0.0%	0	1	1	1	1	0	0	0	0	0.0	0.3	0.3	16	12
Career	4	0	8	2.0	0	1	0.0%	0	0	0.0%	0	0	0.0%	0	1	1	1	1	0	0	0	0	0.0	0.3	0.3	16	12

Season & Career Bests	2022-23	Game	Career	Game	Stat Facts
Points	-	-	-	-	Games 4
Rebounds	1	Maryland (1/1/2023)	1	Maryland (1/1/2023)	Starts 0
Assists	1	at Penn State (1/29/2023)	1	at Penn State (1/29/2023)	10+ Points 0
Steals	-	-	-	-	20+ Points 0
Blocks	-	-	-	-	5+ Rebounds 0
Field Goals	-	-	-	-	10+ Rebounds 0
Field Goal Attempts	1	Purdue Fort Wayne (11/7/2022)	1	Purdue Fort Wayne (11/7/2022)	3+ Assists 0
3-Point Field Goals	-	-	-	-	3+ Blocks 0
3-Point Field Goal Attempts	-	-	-	-	3+ Steals 0
Free Throws	-	-	-	-	Double-Doubles 0
Free Throw Attempts	-	-	-	-	
Minutes	3	Maryland (1/1/2023)	3	Maryland (1/1/2023)	

### Who is Cooper Smith ...

- Returning to basketball following back surgery (2021)
- High basketball IQ, grew up around the game
- Well-rounded guard with ability to pull-up or downhill drive
- Son of U-M's Director of Player Personnel Jay Smith
- Continues to work on overall strength as well as back rehabilitation

### Prior to Michigan (2019-22)

- Played for father, Jay Smith, at Kalamazoo College (2018-19)
  - Missed season due to back injury
- Spent two years off from college before enrolling at Michigan in 2021, continues maintenance back rehab

### Sophomore (2022-23)

- Joined the Wolverines as a walk-on
- Played in four games; all off the bench
  - Final minute against Purdue Fort Wayne (Nov. 7); did not record a stat
  - Final three minutes against Maryland (Jan. 1); grabbed first career rebound
  - Final two minutes at Penn State (Jan. 29); dished first career assist
  - Final minute against Nebraska (Feb. 8); did not record a stat



M

2022-23 Schedule

Overall	16-12	Big Ten	10-7
Home	11-4	Home	7-2
Road	3-5	Road	3-5
Neutral	2-3	Neutral	0-0

Exhibition					Michigan			Opponent		
Date	Opponent	W/L	Score	Crowd	Scoring	Rebounds	Assists	Scoring	Rebounds	Assists
N4	Ferris State (Exh.)	W	88-75	11,190	J. Howard (30)	J. Llewellyn (6)	D. McDaniel (6)	S. Oraegbu (16)	V. Grazulis (7)	two with (2)
Regular Season					Michigan	Michigan	Michigan	Opponent	Opponent	Opponent
Date	Opponent	W/L	Score	Crowd	Scoring	Rebounds	Assists	Scoring	Rebounds	Assists
N7	PURDUE FORT WAYNE	W	75-56	11,107	H. Dickinson (22)	H. Dickinson (12)	J. Howard (5)	Q. Morton-Robertson (15)	B. Planutis (12)	D. Chong Qui (4)
N11	vs. Eastern Michigan (1)	W	88-83	14,204	H. Dickinson (31)	T. Williams II (11)	D. McDaniel (5)	E. Bates (30)	N. Farrakhan (6)	T. Acuff (4)
N16	vs. Pittsburgh (2)	W	91-60	5,778	J. Howard (17)	two with (7)	D. McDaniel (8)	J. Burton (14)	B. Hinson (6)	N. Cummings (5)
N17	vs. Arizona State (2)	L	87-62	5,677	H. Dickinson (14)	H. Dickinson (5)	K. Bufkin (3)	D. Cambridge, Jr. (20)	W. Washington (8)	F. Collins (5)
N20	OHIO	W	70-66 ot	12,068	H. Dickinson (24)	H. Dickinson (14)	two with (4)	D. Wilson (21)	two with (9)	J. Hunter (5)
N23	JACKSON STATE	W	78-68	10,244	J. Howard (19)	H. Dickinson (12)	two with (4)	G. Watson (19)	T. Young (10)	K. Evans (5)
N29	[3/3] VIRGINIA (3)	L	70-68	12,707^	H. Dickinson (23)	two with (7)	four with (2)	R. Beekman (18)	J. Gardner (11)	R. Beekman (5)
D4	vs. [19/18] Kentucky (4)	L	73-69	8,242	H. Dickinson (23)	H. Dickinson (9)	J. Llewellyn (4)	two with (14)	O. Tshiebwe (14)	S. Wheeler (7)
D8	at Minnesota+	W	90-75	10,004	H. Dickinson (19)	T. Williams II (8)	D. McDaniel (7)	T. Cooper (16)	T. Cooper (16)	S. Cooper (5)
D17	LIPSCOMB	W	83-75	12,470	K. Bufkin (22)	D. McDaniel (8)	J. Howard (4)	W. Pruitt (27)	three with (5)	A. Asadullah (6)
D21	vs. North Carolina (5)	L	80-76	19,246	K. Bufkin (22)	T. Williams II (11)	D. McDaniel (5)	A. Bacot (26)	L. Black (10)	R.J. Davis (5)
D29	CENTRAL MICHIGAN	L	63-61	12,707^	K. Bufkin (16)	H. Dickinson (6)	D. McDaniel (4)	J. Zarzuela (19)	M. Harding (9)	J. Zarzuela (5)
J1	[rv/21] MARYLAND+	W	81-46	12,176	H. Dickinson (32)	H. Dickinson (12)	J. Howard (5)	H. Hart (8)	two with (5)	D. Carey (4)
J4	PENN STATE+	W	79-69	12,707^	H. Dickinson (17)	T. Williams II (9)	K. Bufkin (5)	J. Pickett (26)	J. Pickett (9)	J. Pickett (4)
J7	at Michigan State+	L	59-53	14,797	H. Dickinson (18)	H. Dickinson (7)	D. McDaniel (4)	two with (15)	J. Hauser (10)	A.J. Hoggard (6)
J12	at Iowa+	L	93-84 ot	11,498	J. Howard (34)	H. Dickinson (13)	two with (7)	K. Murray (27)	F. Rebraca (12)	J. Dix (5)
J15	NORTHWESTERN+	W	85-78	12,009	K. Bufkin (20)	H. Dickinson (15)	J. Howard (7)	B. Buie (22)	three with (5)	B. Buie (5)
J19	at Maryland+	L	64-58	12,656	H. Dickinson (19)	T. Williams II (13)	D. McDaniel (7)	J. Young (26)	J. Reese (9)	D. Scott (3)
J22	MINNESOTA+	W	60-56	12,092	H. Dickinson (23)	H. Dickinson (9)	D. McDaniel (3)	T. Cooper (15)	T. Cooper (10)	three with (3)
J26	[1/1] PURDUE+	L	75-70	12,707^	H. Dickinson (21)	H. Dickinson (7)	H. Dickinson (4)	Z. Edey (19)	Z. Edey (9)	two with (2)
J29	at Penn State+	L	83-61	12,047	J. Howard (21)	two with (6)	two with (3)	J. Pickett (25)	J. Pickett (8)	J. Pickett (8)
F2	at [rv/rv] Northwestern+	W	68-51	6,234	H. Dickinson (19)	K. Bufkin (12)	D. McDaniel (9)	B. Buie (23)	M. Nicholson (7)	B. Buie (8)
F5	OHIO STATE+	W	77-69	12,707^	H. Dickinson (26)	H. Dickinson (11)	K. Bufkin (5)	B. Thornton (22)	B. Sensabaugh (9)	two with (2)
F8	NEBRASKA+	W	93-72	11,889	J. Howard (22)	H. Dickinson (10)	K. Bufkin (5)	K. Tominaga (24)	D. Walker (7)	D. Walker (8)
F11	[18/18] INDIANA+	L	62-61	12,707	H. Dickinson (16)	H. Dickinson (7)	Three with (2)	T. Jackson-Davis (28)	T. Jackson-Davis (11)	J. Hood-Schifino (5)
F14	at Wisconsin+	L	64-59	15,436	K. Bufkin (21)	H. Dickinson (12)	two with (2)	C. Essegian (23)	S. Cowl (12)	S. Cowl (6)
F18	MICHIGAN STATE+	W	84-72	12,707	D. McDaniel (18)	T. Reed, Jr. (10)	D. McDaniel (4)	J. Hauser (20)	J. Akins (5)	A.J. Hoggard (7)
F23	at Rutgers+	W	58-45	8,000	D. McDaniel (16)	H. Dickinson (11)	three with (3)	C. Spencer (11)	C. Omoruyi (10)	P. Mulcahy (6)
F26	WISCONSIN+									
M3	at Illinois+									
M5	at Indiana+									
Big Ten Tournament					Michigan	Michigan	Michigan	Opponent	Opponent	Opponent
Date	Opponent	W/L	Score	Crowd	Scoring	Rebounds	Assists	Scoring	Rebounds	Assists
M9	First Round									
M10	Second Round									
M11	Quarterfinal									
M12	Semifinal									
M13	Championship									
NCAA Tournament					Michigan	Michigan	Michigan	Opponent	Opponent	Opponent
Date	Opponent	W/L	Score	Crowd	Scoring	Rebounds	Assists	Scoring	Rebounds	Assists
M	First Round									
M	Second Round									
M	Sweet 16									
M	Elite Eight									
A1	Final Four									
A3	Championship									

2022-23   Overall Attendance			
Site	Games	Total	Average
Home	15	183,004	12,200
Away	8	90,672	11,334
Neutral	5	53,137	10,627
Totals	28	326,813	11,672

2022-23   Big Ten Attendance			
Site	Games	Total	Average
Home	9	111,701	12,411
Away	8	90,672	11,334
Neutral	0	0	0
Totals	17	202,373	11,904

2022-23 | Schedule Legend  
+ Big Ten game  
(1) Played in Detroit, Mich. (Little Caesars Arena)  
(2) Legends Classic; Brooklyn, N.Y. (Barclays Center)  
(3) ACC/Big Ten Challenge, Ann Arbor, Mich. (Crisler Center)  
(4) London Showcase, London, England (O2 Arena)  
(5) Jumpman Invitational, Charlotte, N.C. (Spectrum Center)







M

Wolverines: Game-by-Game

		McDANIEL (#0)	DICKINSON (#1)	BUFKIN (#2)	LLEWELLYN (#3)	BURNS (#4)	WILLIAMS II (#5)	BARNES (#11)	JETT HOWARD (#13)
N7	PURDUE FORT WAYNE	2-2-0	22-12-1	8-2-3	2-3-3	0-0-0	2-6-2	DNP-CD	21-2-5
N11	vs. Eastern Michigan	0-1-5	31-7-0	9-5-0	12-5-3	DNP-CD	18-11-2	2-2-0	9-3-4
N16	vs. Pittsburgh	8-5-8	11-7-5	14-2-4	8-3-2	DNP-CD	7-7-0	3-0-0	17-2-0
N17	vs. Arizona State	7-2-2	14-5-0	5-3-3	5-4-2	DNP-CD	4-4-0	0-1-0	12-1-1
N20	OHIO	2-2-0	24-14-1	9-7-4	10-2-2	DNP-CD	9-8-1	0-2-0	13-2-4
N23	JACKSON STATE	9-3-1	9-12-0	10-6-4	9-4-4	DNP-CD	11-5-1	DNP-CD	19-2-1
N29	[3/3] VIRGINIA	0-1-0	23-7-2	11-4-2	6-1-2	DNP-CD	8-7-1	DNP-CD	15-3-2
D4	vs. [19/18] Kentucky	5-1-1	23-9-1	11-2-3	4-4-4	DNP-CD	3-4-1	6-1-0	16-4-1
D8	at Minnesota+	15-2-7	19-4-2	15-2-4	OUT-INJ	0-0-0	4-8-1	0-0-0	14-3-3
D17	LIPSCOMB	7-8-3	15-7-0	22-4-1	OUT-INJ	DNP-CD	11-6-0	0-1-1	19-2-4
D21	vs. North Carolina	7-2-5	9-8-0	22-3-1	OUT-INJ	DNP-CD	8-11-1	DNP-CD	17-3-2
D29	CENTRAL MICHIGAN	10-2-4	13-6-1	16-4-2	OUT-INJ	DNP-CD	2-5-1	0-2-0	12-2-2
J1	[rv/21] MARYLAND+	8-2-2	32-12-2	5-3-3	OUT-INJ	0-0-0	11-5-0	3-4-0	6-6-5
J4	[-/rv] PENN STATE+	12-4-4	17-6-0	14-6-5	OUT-INJ	DNP-CD	8-9-0	0-0-0	14-7-2
J7	at [rv/rv] Michigan State+	0-4-4	18-7-0	15-2-1	OUT-INJ	DNP-CD	3-4-1	0-2-0	10-3-2
J12	at [-/rv] Iowa+	12-6-7	12-13-2	9-3-7	OUT-INJ	OUT-INJ	5-4-2	DNP-CD	34-1-0
J15	[rv/rv] NORTHWESTERN+	17-2-5	10-15-3	20-4-3	OUT-INJ	OUT-INJ	5-3-0	DNP-CD	16-3-7
J19	at Maryland+	4-2-7	19-10-0	2-0-1	OUT-INJ	OUT-INJ	9-13-2	0-0-0	13-3-0
J22	MINNESOTA+	10-8-3	23-9-0	12-4-1	OUT-INJ	OUT-INJ	5-3-0	0-0-0	0-0-2
J26	[1/1] PURDUE+	11-2-0	21-7-4	16-4-2	OUT-INJ	OUT-INJ	4-2-0	2-2-0	OUT-INJ
J29	at Penn State+	4-2-3	6-2-3	8-6-2	OUT-INJ	OUT-INJ	7-6-2	0-0-0	21-0-1
F2	at [rv/rv] Northwestern+	2-4-9	19-3-2	15-12-8	OUT-INJ	OUT-INJ	7-10-1	DNP-CD	8-4-1
F5	OHIO STATE+	8-4-3	26-11-2	13-8-5	OUT-INJ	DNP-CD	6-4-0	DNP-CD	16-2-1
F8	NEBRASKA+	14-0-4	16-10-2	13-7-5	OUT-INJ	DNP-CD	10-5-2	OUT-ILL	22-1-1
F11	[18/18] INDIANA+	5-5-2	16-7-1	14-1-0	OUT-INJ	DNP-CD	4-3-2	DNP-CD	12-2-2
F14	at Wisconsin+	7-3-2	12-12-1	21-3-1	OUT-INJ	DNP-CD	DNP-INJ	DNP-CD	9-4-1
F18	MICHIGAN STATE+	18-4-4	14-7-3	17-5-2	OUT-INJ	DNP-CD	DNP-INJ	DNP-CD	10-5-0
F23	at Rutgers+	16-4-2	13-11-0	14-2-3	OUT-INJ	DNP-CD	4-9-0	DNP-CD	OUT-INJ
F26	WISCONSIN+								
M3	at Illinois+								
M5	at Indiana+								
M9	First Round								
M10	Second Round								
M11	Quarterfinal								
M12	Semifinal								
M13	Championship								

		BAKER (#15)	GLENN III (#23)	KHAYAT (#24)	JACE HOWARD (#25)	REED JR. (#32)	SELVALA (#34)	TSCHETTER (#42)	SMITH (#45)
N7	PURDUE FORT WAYNE	9-3-1	2-2-1	DNP-CD	4-2-0	1-1-1	0-1-0	2-0-0	0-0-0
N11	vs. Eastern Michigan	0-0-0	DNP-CD	DNP-CD	2-3-1	4-1-0	DNP-CD	DNP-CD	DNP-CD
N16	vs. Pittsburgh	14-1-1	DNP-CD	0-0-0	3-2-0	4-4-1	DNP-CD	2-0-0	DNP-CD
N17	vs. Arizona State	2-3-1	2-2-1	3-0-0	1-1-0	5-4-0	DNP-CD	2-0-0	DNP-CD
N20	OHIO	0-3-0	DNP-CD	DNP-CD	DNP-CD	0-2-0	DNP-CD	3-0-0	DNP-CD
N23	JACKSON STATE	6-4-1	DNP-CD	0-0-0	3-0-0	2-2-0	DNP-CD	DNP-CD	DNP-CD
N29	[3/3] VIRGINIA	3-3-0	DNP-CD	DNP-CD	0-0-1	2-2-0	DNP-CD	DNP-CD	DNP-CD
D4	vs. [19/18] Kentucky	0-1-1	DNP-CD	DNP-CD	0-0-0	1-3-0	DNP-CD	0-1-1	DNP-CD
D8	at Minnesota+	3-1-1	0-1-0	6-1-0	2-1-0	6-6-0	0-0-0	6-2-0	DNP-CD
D17	LIPSCOMB	2-1-0	DNP-CD	0-2-0	3-1-0	4-4-0	DNP-CD	DNP-CD	DNP-CD
D21	vs. North Carolina	9-3-0	DNP-CD	DNP-CD	0-0-0	4-7-0	DNP-CD	0-0-0	DNP-CD
D29	CENTRAL MICHIGAN	3-1-0	DNP-CD	OUT-ILL	2-1-0	2-3-0	DNP-CD	1-3-0	DNP-CD
J1	[rv/21] MARYLAND+	7-5-2	2-1-0	0-0-1	0-0-0	4-3-0	0-0-0	3-2-0	0-1-0
J4	[-/rv] PENN STATE+	9-0-0	DNP-CD	DNP-CD	0-2-0	5-1-0	DNP-CD	DNP-CD	DNP-CD
J7	at [rv/rv] Michigan State+	0-5-0	DNP-CD	DNP-CD	0-1-0	5-1-0	DNP-CD	2-0-0	DNP-CD
J12	at [-/rv] Iowa+	3-0-0	DNP-CD	OUT-INJ	DNP-CD	2-7-0	DNP-CD	7-0-0	DNP-CD
J15	[rv/rv] NORTHWESTERN+	7-1-0	DNP-CD	OUT-INJ	0-0-0	6-8-0	DNP-CD	4-2-0	DNP-CD
J19	at Maryland+	5-0-0	DNP-CD	OUT-INJ	OUT-INJ	4-3-0	DNP-CD	2-2-0	DNP-CD
J22	MINNESOTA+	2-3-1	DNP-CD	OUT-INJ	OUT-INJ	4-5-1	DNP-CD	4-5-1	DNP-CD
J26	[1/1] PURDUE+	11-2-0	DNP-CD	DNP-CD	2-0-0	2-1-0	DNP-CD	3-1-0	DNP-CD
J29	at Penn State+	2-3-1	DNP-CD	DNP-CD	6-3-1	3-4-0	DNP-CD	4-0-0	0-0-1
F2	at [rv/rv] Northwestern+	14-3-0	DNP-CD	0-0-0	1-1-0	2-1-0	DNP-CD	DNP-ILL	DNP-CD
F5	OHIO STATE+	8-3-0	DNP-CD	DNP-CD	0-0-0	0-1-0	DNP-CD	DNP-CD	DNP-CD
F8	NEBRASKA+	11-2-0	DNP-CD	DCP-CD	3-0-1	4-5-0	0-0-0	0-1-1	0-0-0
F11	[18/18] INDIANA+	2-3-0	DNP-CD	DNP-CD	0-2-0	8-5-0	DNP-CD	0-1-1	DNP-CD
F14	at Wisconsin+	0-2-0	DNP-CD	DNP-CD	0-1-0	6-7-0	DNP-CD	4-5-2	DNP-CD
F18	MICHIGAN STATE+	10-4-0	DNP-CD	DNP-CD	0-1-0	8-10-0	DNP-CD	7-1-0	DNP-CD
F23	at Rutgers+	6-2-3	DNP-CD	DNP-CD	3-0-0	2-4-0	DNO-CD	0-2-3	DNP-CD
F26	WISCONSIN+								
M3	at Illinois+								
M5	at Indiana+								
M9	First Round								
M10	Second Round								
M11	Quarterfinal								
M12	Semifinal								
M13	Championship								





## Wolverines: Season Breakdowns

<b>LEADER: SCORING</b>										<b>10+ REBOUNDS</b>									
Hunter Dickinson	Jr.	88	-	-	9	19	16	44		Hunter Dickinson	Jr.	88	-	-	6	12	11	29	
Kobe Bufkin	So.	56	-	-	-	0	5	5		Terrance Williams II	Jr.	78	-	-	0	0	4	4	
Jett Howard	Fr.	26	-	-	-	-	5	5		Jaelin Llewellyn	GS	84	0	1	0	0	0	1	
Dug McDaniel	Fr.	28	-	-	-	-	2	2		Kobe Bufkin	So.	56	-	-	-	0	1	1	
Terrance Williams II	Jr.	78	-	-	0	1	0	1		Tarris Reed, Jr.	Fr.	28	-	-	-	-	1	1	
<b>LEADER: REBOUND</b>										<b>5+ ASSISTS</b>									
Hunter Dickinson	Jr.	88	-	-	16	19	19	54		Jaelin Llewellyn	GS	84	3	3	0	6	0	12	
Terrance Williams II	Jr.	78	-	-	0	1	8	9		Dug McDaniel	Fr.	28	-	-	-	-	8	8	
Kobe Bufkin	So.	56	-	-	-	0	3	3		Kobe Bufkin	So.	56	-	-	-	0	5	5	
Dug McDaniel	Fr.	28	-	-	-	-	1	1		Hunter Dickinson	Jr.	88	-	-	0	2	1	3	
Tarris Reed, Jr.	Fr.	28	-	-	-	-	1	1		Jett Howard	Fr.	26	-	-	-	-	3	3	
<b>LEADER: ASSISTS</b>										<b>10+ ASSISTS</b>									
Dug McDaniel	Fr.	28	-	-	-	-	14	14		none									
Kobe Bufkin	So.	56	-	-	-	0	9	9		<b>3+ STEALS</b>									
Jett Howard	Fr.	26	-	-	-	-	7	7		Kobe Bufkin	So.	56	-	-	-	0	4	4	
Hunter Dickinson	Jr.	88	-	-	0	3	3	6		Jaelin Llewellyn	GS	84	-	1	0	2	0	3	
Jaelin Llewellyn	GS	84	0	0	0	0	3	3		Dug McDaniel	Fr.	28	-	-	-	-	3	3	
Will Tschetter	RS-Fr.	21	-	-	-	RS	2	2		Joey Baker	GS	116	0	0	1	1	0	2	
Joey Baker	GS	116	0	0	0	0	1	1		Hunter Dickinson	Jr.	88	-	-	0	2	0	2	
Terrance Williams II	Jr.	78	-	-	0	0	1	1		<b>5+ STEALS</b>									
<b>LEADER: STEALS</b>										Dug McDaniel	Fr.	28	-	-	-	-	1	1	
Hunter Dickinson	Jr.	88	-	-	3	7	8	18		<b>3+ BLOCKS</b>									
Kobe Bufkin	So.	56	-	-	-	2	16	18		Hunter Dickinson	Jr.	88	-	-	6	6	7	19	
Dug McDaniel	Fr.	28	-	-	-	-	11	11		Tarris Reed, Jr.	Fr.	28	-	-	-	-	3	3	
Tarris Reed, Jr.	Fr.	28	-	-	-	-	6	6		Jett Howard	Fr.	26	-	-	-	-	2	2	
Jett Howard	Fr.	26	-	-	-	-	4	4		Kobe Bufkin	So.	56	-	-	-	0	1	1	
Joey Baker	GS	116	0	0	0	0	3	3		<b>5+ BLOCKS</b>									
Terrance Williams II	Jr.	78	-	-	0	0	3	3		Hunter Dickinson	Jr.	88	-	-	1	0	1	2	
Jaelin Llewellyn	GS	84	0	0	0	0	1	1		<b>5+ FIELD GOALS</b>									
<b>LEADER: BLOCKS</b>										Hunter Dickinson	Jr.	88	-	-	18	27	22	67	
Hunter Dickinson	Jr.	88	-	-	16	19	17	52		Jaelin Llewellyn	GS	84	8	16	0	21	0	45	
Kobe Bufkin	So.	56	-	-	-	2	5	7		Kobe Bufkin	So.	56	-	-	-	0	16	16	
Tarris Reed, Jr.	Fr.	28	-	-	-	-	7	7		Jett Howard	Fr.	26	-	-	-	-	13	13	
Terrance Williams II	Jr.	78	-	-	0	1	3	4		Dug McDaniel	Fr.	28	-	-	-	-	7	7	
Joey Baker	GS	116	0	0	0	0	3	3		Joey Baker	GS	116	0	3	0	0	2	5	
Jett Howard	Fr.	26	-	-	-	-	3	3		Terrance Williams II	Jr.	78	-	-	0	3	0	3	
Will Tschetter	RS-Fr.	21	-	-	-	RS	3	3		<b>10+ FIELD GOALS</b>									
Jace Howard	Jr.	49	-	-	0	1	0	1		Hunter Dickinson	Jr.	88	-	-	2	8	4	14	
Dug McDaniel	Fr.	28	-	-	-	-	1	1		Jaelin Llewellyn	GS	84	1	0	0	3	0	4	
Isaiah Barnes	RS-Fr.	17	-	-	-	0	1	1		Jett Howard	Fr.	26	-	-	-	-	1	1	
<b>10+ POINTS</b>										<b>3+ THREE-POINTERS</b>									
Hunter Dickinson	Jr.	88	-	-	23	29	25	77		Jaelin Llewellyn	GS	84	1	9	0	11	0	21	
Jaelin Llewellyn	GS	84	10	22	0	24	2	58		Joey Baker	GS	116	0	4	1	5	6	16	
Kobe Bufkin	So.	56	-	-	-	2	20	22		Jett Howard	Fr.	26	-	-	-	-	11	11	
Jett Howard	Fr.	26	-	-	-	-	21	21		Hunter Dickinson	Jr.	88	-	-	0	4	2	6	
Joey Baker	GS	116	0	4	2	6	5	17		Terrance Williams II	Jr.	78	-	-	0	3	1	4	
Terrance Williams II	Jr.	78	-	-	1	4	5	10		Kobe Bufkin	So.	56	-	-	-	0	3	3	
Dug McDaniel	Fr.	28	-	-	-	-	9	9		Dug McDaniel	Fr.	28	-	-	-	-	2	2	
<b>20+ POINTS</b>										<b>5+ THREE-POINTERS</b>									
Hunter Dickinson	Jr.	88	-	-	5	15	9	29		Jett Howard	Fr.	26	-	-	-	-	4	4	
Jaelin Llewellyn	GS	84	1	7	0	8	0	16		Jaelin Llewellyn	GS	84	0	2	0	1	0	3	
Kobe Bufkin	So.	56	-	-	-	0	4	4		Joey Baker	GS	116	0	1	0	0	0	1	
Jett Howard	Fr.	26	-	-	-	-	4	4		<b>5+ FREE THROWS</b>									
Joey Baker	GS	116	0	1	0	0	0	1		Hunter Dickinson	Jr.	88	-	-	4	7	9	20	
Terrance Williams II	Jr.	78	-	-	0	1	0	1		Jaelin Llewellyn	GS	84	0	7	0	1	2	10	
<b>30+ POINTS</b>										Terrance Williams II	Jr.	78	-	-	0	0	3	3	
Hunter Dickinson	Jr.	88	-	-	0	1	2	3		Joey Baker	GS	116	0	1	0	1	0	2	
Jaelin Llewellyn	GS	84	0	1	0	0	0	1		Kobe Bufkin	So.	56	-	-	-	0	2	2	
Jett Howard	Fr.	26	-	-	-	-	1	1		Dug McDaniel	Fr.	28	-	-	-	-	1	1	
<b>7+ REBOUNDS</b>										<b>10+ FREE THROWS</b>									
Hunter Dickinson	Jr.	88	-	-	18	22	22	62		Jaelin Llewellyn	GS	84	0	1	0	0	0	1	
Terrance Williams II	Jr.	78	-	-	0	1	10	11		<b>DOUBLE (CAREER)</b>									
Jaelin Llewellyn	GS	84	1	3	0	4	.	8		Hunter Dickinson	Jr.	88	-	-	6	11	10	27	
Tarris Reed, Jr.	Fr.	28	-	-	-	-	5	5		Jaelin Llewellyn	GS	84	0	1	0	0	0	1	
Kobe Bufkin	So.	56	-	-	-	0	4	4		Terrance Williams II	Jr.	78	-	-	0	0	1	1	
Dug McDaniel	Fr.	28	-	-	-	-	2	2		Kobe Bufkin	So.	56	-	-	-	0	1	1	
Jett Howard	Fr.	26	-	-	-	-	1	1											



M

Michigan: Game Statistics

TIME ON THE FLOOR						INSIDE THE GAME	TOTAL	GAME	
PLAYER	YEAR	CAREER GAMES	CONSEC GAMES	CAREER STARTS	CONSEC STARTS				
Joey Baker (Duke)	GS	116	28	6	1		U-M's Largest Victory	35	Maryland (1/1/2023)
Hunter Dickinson	Jr.	88	31	83	32		U-M's Smallest Victory	4 (2x)	last: Minnesota (1/22/2023)
Jaelin Llewellyn (Princeton)	GS	84	0	84	0		U-M's Largest Defeat	-25	vs. Arizona State (11/16/2022)
Terrance Williams II	Jr.	78	1	26	0		U-M's Smallest Defeat	-1	Indiana (2/11/2023)
Kobe Bufkin	So.	56	28	28	28		Largest U-M Lead in a game won	38	Maryland (1/1/2023)
Jace Howard	Jr.	49	9	0	0		Largest U-M Lead in a game lost	11 (2x)	last: Indiana (2/11/2023)
Dug McDaniel	Fr.	28	28	20	20		Largest Opt lead in a game won	10 (2x)	last: at Rutgers (2/23/2023)
Tarris Reed, Jr.	Fr.	28	28	0	0		Largest Opt lead in a game lost	32 (2x)	last: at Penn State (1/29/2023)
Jett Howard	Fr.	26	0	26	0		Most Lead Changes	17	vs. Eastern Michigan (11/11/2022)
Will Tschetter	R-Fr.	21	5	3	3		Most Ties In a Game	11 (2x)	last: Michigan State (2/18/2023)
Isaiah Barnes	So.	17	0	0	0		Games Led Start to Finish	2	last: Ohio State (2/5/2023)
Youssef Khayat	Fr.	7	0	0	0		Games Trailed Start to Finish	1	vs. Arizona State (11/16/2022)
Ian Burns	So.	5	0	0	0				
Gregg Glenn III	Fr.	4	0	0	0				
Jackson Selvala	Sr.	3	0	0	0				
Cooper Smith	So.	3	0	0	0				
TOTALS		613	158	276	84				

MICHIGAN STARTING FIVE

U-M Starting Five [1] --> Llewellyn, Bufkin, Howard, Williams II, Dickinson

U-M Starting Five [2] --> McDaniel, Bufkin, Howard, Williams II, Dickinson

U-M Starting Five [3] --> McDaniel, Bufkin, Baker, Williams II, Dickinson

U-M Starting Five [4] --> McDaniel, Bufkin, Howard, Tschetter, Dickinson

U-M Starting Five [5] --> McDaniel, Bufkin, Baker, Tschetter, Dickinson

</





# Michigan: Game Statistics

	'22-23		Howard	
INSIDE THE BOX SCORE	W	L	W	L
When Michigan leads in FG%, U-M is	15	5	72	8
When opponent leads in FG%, U-M is	1	7	5	36
When game ends tied in FG%, U-M is	0	0	0	0
When Michigan leads in 3FG%, U-M is	12	4	57	10
When opponent leads in 3FG%, U-M is	4	8	20	34
When game ends tied in 3FG%, U-M is	0	0	0	0
When Michigan leads in FT%, U-M is	9	3	46	17
When opponent leads in FT%, U-M is	7	9	30	27
When game ends tied in FT%, U-M is	0	0	1	0
When Michigan leads in rebounds, U-M is	11	2	64	15
When opponent leads in rebounds, U-M is	5	10	13	27
When game ends tied in rebounds, U-M is	0	0	0	2
When Michigan leads in assists, U-M is	10	3	64	15
When opponent leads in assists, U-M is	5	8	8	25
When game ends tied in assists, U-M is	1	1	5	4
When Michigan leads in blocks, U-M is	10	8	49	18
When opponent leads in blocks, U-M is	1	3	19	19
When game ends tied in blocks, U-M is	5	1	9	7
When Michigan leads in steals, U-M is	9	5	38	18
When opponent leads in steals, U-M is	5	4	33	17
When game ends tied in steals, U-M is	2	3	6	9
When Michigan has more turnovers, U-M is	5	4	38	21
When opponent has more turnovers, U-M is	8	8	29	18
When game ends tied in turnovers, U-M is	3	0	10	5
When Michigan has more fouls, U-M is	3	7	22	22
When opponent has more fouls, U-M is	12	4	47	20
When game ends tied in fouls, U-M is	1	1	8	2
When Michigan has a player foul out, U-M is	1	4	8	11
When opponent has a player foul out, U-M is	6	2	19	4
When both teams have a player foul out, U-M is	1	0	5	0
When neither team as a player foul out, U-M is	8	6	45	29

	G	PTS	+/-	G	PTS	AVG	+/-
Wins (Margin)	16	194	12.1	Michigan	28	2042	72.9
Loss (Margin)	12	-86	-7.2	Opponent	28	1914	68.4

Date	Opponent (Wins: 16)	W/L	U-M	OPT	Diff
J1	Maryland+	W	81	46	+35
N16	vs. Pittsburgh	W	91	60	+31
F8	Nebraska+	W	93	72	+21
N7	Purdue Fort Wayne	W	75	56	+19
F2	at Northwestern+	W	68	51	+17
D8	at Minnesota+	W	90	75	+15
F23	at Rutgers+	W	58	45	+13
F18	Michigan State+	W	84	72	+12
J4	Penn State+	W	79	69	+10
N23	Jackson State	W	78	68	+10
D17	Lipscomb	W	83	75	+8
F5	Ohio State+	W	77	69	+8
J15	Northwestern+	W	85	78	+7
N11	vs. Eastern Michigan	W	88	83	+5
N20	Ohio	W OT	70	66	+4
J22	Minnesota+	W	60	56	+4

Date	Opponent (Losses: 12)	W/L	U-M	OPT	Diff
N17	vs. Arizona State	L	62	87	-25
J29	at Penn State+	L	61	83	-22
J12	at [-/rv] Iowa+	LOT	84	93	-9
J7	at [rv/rv] Michigan State+	L	53	59	-6
J19	at Maryland+	L	58	64	-6
J26	[ 1/1] Purdue+	L	70	75	-5
F14	at Wisconsin+	L	59	64	-5
D4	vs. [19/18] Kentucky	L	69	73	-4
D21	vs. North Carolina	L	76	80	-4
D29	Central Michigan	L	61	63	-2
N29	[3/3] Virginia	L	68	70	-2
F11	[18/18] Indiana+	L	61	62	-1

	'22-23 Overall	'22-23 Big Ten	Howard Michigan	Howard Big Ten
BY LOCATION				
Overall	16 12	10 7	77 44	45 29
Home (Crisler Center)	11 4	7 2	45 15	26 11
Away	3 5	3 5	18 21	18 18
Neutral	2 3	0 0	14 8	1 0
BY OFFENSE				
Overall	12 5	7 3	63 11	37 5
Michigan leads at halftime	3 7	2 4	12 32	6 23
Michigan trails at halftime	1 0	1 0	2 1	2 1
Michigan is tied at halftime				
BY DEFENSE				
Overall	0 0	0 0	3 0	2 0
U-M scores 100-plus points	3 0	2 0	6 0	3 0
U-M scores 90-99 points	5 1	3 1	30 3	17 3
U-M scores 80-89 points	5 2	2 1	28 8	14 5
U-M scores 70-79 points	2 6	2 2	8 21	7 13
U-M scores 60-69 points	1 3	1 3	2 10	2 8
U-M scores 50-59 points	0 0	0 0	0 2	0 0
U-M scores 40-49 points				
BY LOCATION				
Overall	0 0	0 0	0 0	0 0
Opponent scores 100-plus points	0 1	0 1	1 3	1 3
Opponent scores 90-99 points	1 3	0 1	3 11	1 7
Opponent scores 80-89 points	5 3	4 1	17 16	10 11
Opponent scores 70-79 points	5 4	2 3	30 11	16 7
Opponent scores 60-69 points	3 1	2 1	22 3	15 1
Opponent scores 50-59 points	2 0	2 0	4 0	2 0
Opponent scores 40-49 points				
BY POINTS				
Overall	3 7	1 3	8 14	6 5
Games decided by 1-5	5 3	3 3	22 15	13 14
Games decided by 6-10	3 0	3 0	14 7	7 5
Games decided by 11-15	5 2	3 1	33 8	19 5
Games decided by more than 15				
BY GAME				
Overall	15 11	10 6	74 42	44 28
Regulation	1 1	0 1	2 2	0 1
Overtime	0 0	0 0	1 0	1 0
Double Overtime				
BY THE RANKING				
Overall	0 4	0 2	15 21	10 15
vs. ranked	16 8	10 5	62 23	35 14
vs. unranked				
BY JERSEY				
Overall	6 1	3 0	34 7	15 5
White	2 4	2 3	16 16	14 12
Blue	5 4	3 3	22 14	14 8
Maize	2 1	1 1	2 4	1 4
Pitch Navy	1 2	1 0	3 3	1 0
89 Retro				
BY MONTH				
Overall	5 2	0 0	18 4	0 0
November	2 3	1 0	14 9	6 2
December	4 5	4 5	14 14	14 14
January	5 2	5 2	21 8	21 8
February	0 0	0 0	10 9	4 5
March	0 0	0 0	0 0	0 0
April				
BY TELEVISION				
Overall	8 1	5 1	29 6	15 5
When on B1G Network	1 1	0 0	2 1	0 0
When on B1G+	1 0	1 0	11 8	5 6
When on CBS	0 1	0 0	0 1	0 0
When on ABC	0 4	0 2	11 9	8 4
When on ESPN	1 3	1 2	5 7	3 5
When on ESPN2	2 0	0 0	3 0	1 0
When on ESPNU	1 1	1 1	4 3	4 3
When on FOX	2 1	2 1	12 7	9 6
When on FS1	0 0	0 0	0 2	0 0
When on TBS	0 0	0 0	0 0	0 0
When on TNT	0 0	0 0	0 0	0 0
When on truTV	0 0	0 0	0 0	0 0



M

Michigan: Breakdown

Season: 2022-23		TP	FG-FGA	PCT.	3F-3PA	PCT.	FT-FTA	PCT.	O-D	REB	F	DQ	A	TO	ST	BL	1st	2nd	OT	TO	PNT	2ND	FB	BN
N7	PURDUE FORT WAYNE (W)	75	30-64	.469	9-29	.310	6-9	.667	4-34	38	12	0	17	8	7	8	40	35	0	16	36	10	11	20
N11	vs. Eastern Michigan (W)	88	29-60	.483	5-21	.238	25-40	.625	10-31	41	21	1	15	11	8	5	42	46	0	15	42	13	14	9
N16	vs. Pittsburgh (W)	91	35-60	.583	9-20	.450	12-18	.667	7-29	36	16	1	21	6	5	3	38	53	0	11	38	6	10	34
N17	vs. Arizona State (L)	62	21-62	.339	4-22	.182	16-24	.667	14-17	31	13	0	10	8	6	0	28	34	0	15	32	16	4	22
N20	OHIO (W-OT)	70	24-63	.381	10-32	.313	12-20	.600	12-34	46	10	0	12	11	3	7	33	30	7	2	20	10	6	5
N23	JACKSON STATE (W)	78	25-59	.424	12-30	.400	16-19	.842	6-32	38	10	0	12	11	3	13	37	41	0	14	20	5	10	20
N29	[3/3] VIRGINIA (L)	68	26-49	.531	8-19	.421	8-10	.800	5-24	29	16	0	10	12	3	9	45	23	0	8	24	9	2	5
D4	vs. [19/18] Kentucky (L)	69	25-64	.391	8-20	.400	11-17	.647	7-26	33	19	1	12	7	5	4	36	33	0	13	32	6	8	12
D8	at Minnesota+ (W)	90	33-63	.524	10-18	.556	14-22	.636	8-25	33	19	0	18	9	11	5	47	43	0	17	34	12	8	23
D17	LIPSCOMB (W)	83	31-62	.500	7-19	.368	14-23	.609	11-27	38	10	0	9	10	4	1	49	34	0	13	34	6	5	9
D21	vs. North Carolina (L)	76	26-62	.419	9-23	.391	15-21	.714	10-28	38	22	2	9	10	6	5	34	42	0	16	30	9	9	13
D29	CENTRAL MICHIGAN (L)	61	20-57	.351	6-22	.273	15-21	.714	11-21	32	14	0	10	9	5	2	28	33	0	15	20	9	12	8
J1	[rv/21] MARYLAND+ (W)	81	28-56	.500	3-11	.273	22-29	.759	9-40	49	11	0	15	13	6	4	44	37	0	18	42	10	14	19
J4	PENN STATE+ (W)	79	27-58	.466	8-19	.421	17-25	.680	7-30	37	16	0	11	3	4	2	42	37	0	15	28	10	5	14
J7	at [rv/rv] Michigan State+ (L)	53	19-55	.345	3-20	.150	12-16	.750	5-29	34	18	0	8	10	5	4	18	35	0	6	28	5	8	7
J12	at [-/rv] Iowa+ (L-OT)	84	33-67	.493	14-31	.452	4-6	.667	10-27	37	18	1	18	13	4	5	43	36	5	9	18	14	2	12
J15	[rv/rv] NORTHWESTERN+ (W)	85	29-56	.518	10-22	.455	17-24	.708	11-30	41	17	0	18	18	5	4	37	48	0	3	30	7	2	17
J19	at Maryland+ (L)	58	23-55	.418	8-28	.286	4-8	.500	13-23	36	18	0	10	12	2	5	32	26	0	7	22	13	2	11
J22	MINNESOTA+ (W)	60	22-60	.367	2-14	.143	14-18	.778	10-27	37	14	0	8	10	7	3	23	37	0	23	28	13	2	10
J26	[1/1] PURDUE+ (L)	70	26-59	.441	9-25	.360	9-14	.643	7-19	26	17	0	9	6	5	3	35	35	0	17	30	11	2	9
J29	at Penn State+ (L)	61	25-59	.424	6-22	.273	5-8	.625	7-20	27	8	0	14	8	4	3	32	29	0	7	22	9	4	15
F2	at [rv/rv] Northwestern+ (W)	68	24-48	.414	7-20	.350	13-16	.813	14-27	41	14	0	21	7	6	3	26	42	0	11	26	8	8	17
F5	OHIO STATE+ (W)	77	28-57	.491	8-23	.348	13-18	.822	7-27	34	14	0	11	9	2	3	41	36	0	2	30	8	0	8
F8	NEBRASKA+ (W)	93	34-59	.576	14-26	.538	11-13	.846	6-29	35	19	0	16	13	1	5	46	47	0	12	26	9	10	18
F11	[18/18] INDIANA+ (L)	61	23-54	.426	5-20	.250	10-13	.769	5-26	31	16	0	8	11	7	6	37	24	0	11	36	8	3	10
F14	at Wisconsin+ (L)	59	24-57	.421	5-16	.313	6-10	.600	8-29	37	16	1	7	12	2	5	32	24	0	2	26	8	6	6
F18	MICHIGAN STATE+ (W)	84	29-59	.492	9-26	.346	17-21	.810	14-24	38	15	0	9	9	3	5	33	51	0	16	30	13	4	18
F23	at Rutgers (W)	58	22-54	.407	7-25	.280	7-11	.636	9-28	37	11	0	11	10	11	5	26	32	0	17	18	6	8	9
F26	WISCONSIN+																							
M3	at Illinois+																							
M5	at Indiana+																							
M9	vs. BTT First Round																							
M10	vs. BTT Second Round																							
M11	vs. BTT Quarterfinal																							
M12	vs. BTT Semifinal																							
M13	vs. BTT Championship																							
M	vs. NCAA First Round																							
M	vs. NCAA Second Round																							
M	vs. NCAA Sweet 16																							
M	vs. NCAA Elite Eight																							
A1	vs. NCAA Final Four																							
A3	vs. NCAA Championship																							

ALL GAMES	G	TP	FG	FGA	PCT.	3FG	3FA	PCT.	FT	FTA	PCT.	O	D	REB	F	DQ	A	TO	BL	ST	1st	2nd	OT	TO	PNT	2ND	FB	BN
Overall	28	2,042	742	1,648	45.0%	215	623	34.5%	345	494	69.8%	247	763	1,310	418	15	341	276	140	127	1,004	1,026	12	331	802	263	179	380
Home	15	1,125	403	872	46.2%	120	337	35.6%	201	277	72.6%	125	424	549	205	8	167	153	65	75	570	548	7	185	434	138	88	190
Away	8	531	203	468	43.4%	60	180	33.3%	65	97	67.0%	74	208	582	122	2	107	81	45	35	256	270	5	76	194	75	46	100
Neutral	5	386	136	308	44.2%	35	106	33.0%	79	120	65.8%	48	131	179	91	5	67	42	30	17	178	208	0	70	174	50	45	90

BIG TEN	G	TP	FG	FGA	PCT.	3FG	3FA	PCT.	FT	FTA	PCT.	O	D	REB	F	DQ	A	TO	STL	BLK	1st	2nd	OT	TO	PNT	2ND	FB	BN
Overall	17	1,221	450	986	45.6%	128	366	35.0%	195	272	71.7%	150	460	910	255	10	204	173	85	70	594	622	5	193	474	164	88	0
Home	9	690	247	518	47.7%	68	186	36.6%	130	175	74.3%	76	252	328	133	8	97	92	40	35	338	352	0	117	280	89	42	123
Away	8	531	203	468	43.4%	60	180	33.3%	65	97	67.0%	74	208	582	122	2	107	81	45	35	256	270	5	76	194	75	46	100
Neutral	0	0	0	0	0.0%	0	0	0.0%	0	0	0.0%	0	0	0	0	0	0	0	0	0	0	0	0	0	0	0	0	

MONTH	G	TP	FG	FGA	PCT.	3FG	3FA	PCT.	FT	FTA	PCT.	O	D	REB	F	DQ	A	TO	STL	BLK	1st	2nd	OT	TO	PNT	2ND	FB	BN
November	7	532	190	417	45.6%	57	173	32.9%	95	140	67.9%	58	201	259	98	2	97	67	35	45	263	262	7	81	212	69	57	115
December	5	379	135	308	43.8%	40	102	39.2%	69	104	66.3%	47	127	174	84	3	58	45	31	17	194	185	0	74	150	42	42	65
January	9	631	232	525	44.2%	63	192	32.8%	104	148	70.3%	79	245	324	137	9	103	93	42	33	306	320	5	105	248	92	41	114
February	7	500	185	398	46.5%	55	156	35.3%	77	102	75.5%	63	190	553	99	1	83	71	32	32	241	259	0	71	192	60	39	86
March	0	0	0	0	0.0%	0	0	0.0%	0	0	0.0%	0	0	0	0	0	0	0	0	0	0	0	0	0	0	0	0	0
April	0	0	0	0	0.0%	0	0	0.0%	0	0	0.0%	0	0	0	0	0	0	0	0	0	0	0	0	0	0	0	0	0

5-GAME	G	TP	FG	FGA	PCT	3FG	3FA	PCT.	FT	FTA	PCT.	O	D	REB	F	DQ	A	TO	STL	BLK	1st	2nd	OT	TO	PNT	2ND	FB	BN
Games #1-5	5	386	139	309	45.0%	37	124	29.8%	71	111	64.0%	47	145	192	72	2	75	44	29	23	181	198	7	59	168	55	45	90
Games #6-10	5	388	140	297	47.1%	45	106	42.5%	63	91	69.2%	37	134	171	74	1	61	49	26	32	214	174	0	65	144	38	33	69
Games #11-15	5	350	120	288	41.7%	29	95	30.5%	81	112	72.3%	42	148	190	81	2	53	45	26	17	166	184	0	70	148	43	48	61
Games #16-20	5	357	133	297	44.8%	43	120	35.8%	48	70	68.6%	51	126	177	84	9	55	59	23	20	170	182	5	59	128	58	10	59
Games #21-25	5	360	135	287	47.0%	40	111	36.0%	52	68	76.5%	39	129	168	65	0	70	48	20	20	182	178	0	43	140	42	25	68
Games #26-30	3	201	75	170	44.1%	21	67	31.3%	30	42	71.4%	31	81	412	42	1	27	31	16	15	91	110	0	35	74	27	18	33
Games #31-35	0	0	0	0	0.0%	0	0	0.0%	0	0	0.0%	0	0	0	0	0	0	0	0	0	0	0	0	0	0	0	0	0
Games #36-40	0	0	0	0	0.0%	0	0	0.0%	0	0	0.0%	0	0	0	0	0	0	0	0	0	0	0	0	0	0	0	0	0
Games #41-45	0	0	0	0	0.0%	0	0	0.0%	0	0	0.0%	0	0	0	0	0	0	0	0	0	0	0	0	0	0	0	0	0





## Opponent Breakdown

Season: 2022-23		TP	FG-FGA	PCT.	3F-3PA	PCT.	FT-FTA	PCT.	O-D	REB	F	DQ	A	TO	ST	BL	1st	2nd	OT	TO	PNT	2ND	FB	BN						
N7	PURDUE FORT WAYNE (W)	56	21-71	.296	9-38	.237	5-7	.714	15-29	44	14	0	11	14	2	2	28	28	0	2	20	12	2	9						
N11	vs. Eastern Michigan (W)	83	29-64	.453	5-15	.333	20-27	.741	8-28	36	28	2	9	11	7	2	45	38	0	11	30	9	10	12						
N16	vs. Pittsburgh (W)	60	21-50	.420	6-20	.300	12-20	.600	7-23	30	15	0	11	13	4	3	32	28	0	5	18	5	5	8						
N17	vs. Arizona State (L)	87	32-53	.604	11-19	.579	12-14	.857	6-29	35	19	0	11	12	6	6	46	41	0	7	32	4	5	33						
N20	OHIO (W-OT)	66	27-77	.351	7-28	.250	5-11	.455	19-30	49	19	0	14	8	6	2	31	32	3	11	34	13	11	13						
N23	JACKSON STATE (W)	68	27-73	.370	8-29	.276	6-7	.857	15-29	44	18	1	16	11	8	2	27	41	0	9	28	9	9	10						
N29	[3/3] VIRGINIA (L)	70	27-53	.509	4-8	.500	12-19	.632	6-19	25	15	1	12	7	7	0	34	36	0	12	44	2	0	10						
D4	vs. [19/18] Kentucky (L)	73	27-58	.466	9-15	.600	10-20	.500	12-34	46	14	0	17	14	3	3	37	36	0	10	28	12	11	10						
D8	at Minnesota+ (W)	75	27-55	.491	6-15	.400	15-24	.625	9-27	36	17	0	17	16	5	5	31	44	0	10	40	11	11	20						
D17	LIPSCOMB (W)	75	28-67	.418	9-30	.300	10-11	.909	12-24	36	17	0	14	12	4	1	41	34	0	13	28	16	2	38						
D21	vs. North Carolina (L)	80	29-58	.500	7-20	.350	15-27	.556	8-32	40	19	0	13	12	6	1	41	39	0	7	40	9	19	5						
D29	CENTRAL MICHIGAN (L)	63	26-64	.406	6-29	.207	5-6	.833	17-27	44	20	0	6	14	3	4	27	36	0	6	28	23	2	27						
J1	[rv/21] MARYLAND+ (W)	46	18-68	.265	5-25	.200	5-9	.556	9-21	30	24	2	7	13	6	3	13	30	0	7	22	12	3	24						
J4	PENN STATE+ (W)	69	26-58	.448	9-28	.321	8-11	.727	5-30	35	20	1	6	8	2	2	34	35	0	2	26	4	5	10						
J7	at [rv/rv] Michigan State+ (L)	59	21-56	.375	6-19	.316	11-13	.846	7-31	38	19	0	12	12	2	1	27	32	0	7	20	9	12	15						
J12	at [-/rv] Iowa+ (L-OT)	93	32-71	.451	12-30	.400	17-22	.773	14-26	40	13	0	18	6	4	6	40	39	14	20	32	10	11	42						
J15	[rv/rv] NORTHWESTERN+ (W)	78	27-64	.422	6-23	.261	18-24	.750	9-20	29	19	0	13	8	11	1	39	39	0	14	40	6	16	16						
J19	at Maryland+ (L)	64	24-58	.414	3-15	.200	13-17	.765	15-20	35	12	0	7	6	7	2	34	30	0	9	42	13	14	10						
J22	MINNESOTA+ (W)	56	23-57	.404	6-23	.261	4-7	.571	6-30	36	18	0	11	15	3	3	23	33	0	4	26	2	2	7						
J26	[1/1] PURDUE+ (L)	75	27-50	.540	5-12	.417	16-20	.800	6-28	34	16	0	7	12	3	3	41	34	0	9	40	9	6	23						
J29	at Penn State+ (L)	83	31-57	.544	13-30	.433	8-10	.800	7-29	36	9	0	20	9	7	1	49	34	0	11	28	8	7	7						
F2	at [rv/rv] Northwestern+ (W)	51	21-56	.375	3-19	.158	6-10	.600	11-22	33	14	0	14	9	5	5	25	26	0	5	30	8	13	10						
F5	OHIO STATE+ (W)	69	26-64	.406	5-16	.313	12-17	.706	11-25	36	16	1	6	6	4	2	36	33	0	10	22	8	4	20						
F8	NEBRASKA+ (W)	72	28-58	.483	7-20	.350	9-17	.529	5-18	23	13	0	15	8	4	1	34	38	0	16	42	5	7	19						
F11	[18/18] INDIANA+ (L)	62	23-53	.434	2-6	.333	14-18	.778	7-26	33	16	0	12	13	3	4	33	29	0	13	36	2	4	2						
F14	at Wisconsin+ (L)	64	22-66	.333	6-18	.333	14-18	.778	15-23	38	14	0	10	5	3	0	31	33	0	13	28	8	0	12						
F18	MICHIGAN STATE+ (W)	72	28-59	.475	7-19	.368	9-10	.900	6-19	25	21	1	13	8	2	1	36	36	0	11	34	10	6	24						
F23	at Rutgers+ (W)	45	18-47	.383	4-13	.308	5-16	.313	6-25	31	13	0	11	13	7	2	23	22	0	3	22	7	11	12						
F26	WISCONSIN+																													
M3	at Illinois+																													
M5	at Indiana+																													
M9	vs. BTT First Round																													
M10	vs. BTT Second Round																													
M11	vs. BTT Quarterfinal																													
M12	vs. BTT Semifinal																													
M13	vs. BTT Championship																													
M	vs. NCAA First Round																													
M	vs. NCAA Second Round																													
M	vs. NCAA Sweet 16																													
M	vs. NCAA Elite Eight																													
A1	vs. NCAA Final Four																													
A3	vs. NCAA Championship																													
ALL GAMES		G	TP	FG	FGA	PCT.	3FG	3FA	PCT.	FT	FTA	PCT.	O	D	REB	F	DQ	A	TO	STL	BLK	1st	2nd	OT	TO	PNT	TO	2ND	FB	BN
Overall		28	2,042	742	1,648	45.0%	215	623	34.5%	345	494	69.8%	247	763	1,310	418	15	341	276	140	127	1,004	1,026	12	331	802	263	179	380	
Home		15	1,125	403	872	46.2%	120	337	35.6%	201	277	72.6%	125	424	549	205	8	167	153	65	75	570	548	7	185	434	138	88	190	
Away		8	531	203	468	43.4%	60	180	33.3%	65	97	67.0%	74	208	582	122	2	107	81	45	35	256	270	5	76	194	75	46	100	
Neutral		5	386	136	308	44.2%	35	106	33.0%	79	120	65.8%	48	131	179	91	5	67	42	30	17	178	208	0	70	174	50	45	90	
BIG TEN		G	TP	FG	FGA	PCT.	3FG	3FA	PCT.	FT	FTA	PCT.	O	D	REB	F	DQ	A	TO	STL	BLK	1st	2nd	OT	TO	PNT	2ND	FB	BN	
Overall		17	1,221	450	986	45.6%	128	366	35.0%	195	272	71.7%	150	460	910	255	10	204	173	85	70	594	622	5	193	474	164	88	0	
Home		9	690	247	518	47.7%	68	186	36.6%	130	175	74.3%	76	252	328	133	8	97	92	40	35	338	352	0	117	280	89	42	123	
Away		8	531	203	468	43.4%	60	180	33.3%	65	97	67.0%	74	208	582	122	2	107	81	45	35	256	270	5	76	194	75	46	100	
Neutral		0	0	0	0	0.0%	0	0	0.0%	0	0	0.0%	0	0	0	0	0	0	0	0	0	0	0	0	0	0	0	0	0	
MONTH		G	TP	FG	FGA	PCT.	3FG	3FA	PCT.	FT	FTA	PCT.	O	D	REB	F	DQ	A	TO	STL	BLK	1st	2nd	OT	TO	PNT	2ND	FB	BN	
November		7	532	190	417	45.6%	57	173	32.9%	95	140	67.9%	58	201	259	98	2	97	67	35	45	263	262	7	81	212	69	57	115	
December		5	379	135	308	43.8%	40	102	39.2%	69	104	66.3%	47	127	174	84	3	58	45	31	17	194	185	0	74	150	42	42	65	
January		9	631	232	525	44.2%	63	192	32.8%	104	148	70.3%	79	245	324	137	9													





## Michigan | The Last Time (Individual)

Team Rankings	Information		Date
U-M was in Top 25	Associated Press (20th) & USA Today Coaches Poll (21st)		November 14, 2022
U-M was ranked No. 1	Associated Press (1st) & USA Today Coaches Poll (2nd)		January 28, 2013
Defeated a Top 25 team	#23 Ohio State, 75-69, at Value City Arena (Columbus, Ohio)		March 6, 2022
Lost to a Top 25 team	#18 Indiana, 62-61, at Crisler Center (Ann Arbor)		February 11, 2023
Played the No. 1 team	at #1 Louisville, 58-43, at KFC Yum! Center (Louisville, Ky.); ACC/Big Ten Challenge		December 3, 2019
Defeated the No. 1 team	#1 Duke, 81-73, in Crisler Center (Ann Arbor)		December 14, 1997
Top 5 win at home	#3 Purdue, 82-58, in Crisler Center (Ann Arbor)		February 10, 2022
Top 10 win at home	#3 Purdue, 82-58, in Crisler Center (Ann Arbor)		February 10, 2022
Top 25 win at home	#9 Iowa, 79-57, in Crisler Center (Ann Arbor)		February 25, 2021
Top 5 win on road	#4 Ohio State, 92-87, at Value City Arena (Columbus, Ohio)		February 21, 2021
Top 10 win on road	#4 Ohio State, 92-87, at Value City Arena (Columbus, Ohio)		February 21, 2021
Top 25 win on road	#23 Ohio State, 75-69, at Value City Arena (Columbus, Ohio)		March 6, 2022
Team Points	Total	Game	Date
More than 120 points	128	Purdue (W, 128-94) at Yost Arena (Ann Arbor)	February 19, 1966
More than 110 points	111	Houston Baptist (W, 111-68) at Crisler Center (Ann Arbor)	November 22, 2019
More than 100 points	102	at Nebraska (W, 102-67) at Pinnacle Bank Arena (Lincoln)	December 7, 2021
More than 90 points	93	Nebraska (W, 93-72) at Crisler Center (Ann Arbor)	February 8, 2023
Less than 50 points	49	vs. UCLA (L, 51-49; NCAA Elite Eight)	March 30, 2021
Less than 40 points	34	vs. Wisconsin (L, 51-34; Big Ten Tournament)	March 14, 2008
Overtime / Last Second	Information		Date
Won in OT	Won in OT (70-66) vs. Ohio in Crisler Center (Ann Arbor)		November 20, 2022
Won in 2OT	Won in 2OTs (84-78) vs. Purdue in Crisler Center (Ann Arbor)		January 9, 2020
Won in 3OT	Won in 3OTs (69-67) vs. Iowa in Crisler Center (Ann Arbor)		January 19, 1985
Won in 4OT	has not happened		
Lost in OT	Lost in OT (93-84) at Iowa in Carver-Hawkeye Arena (Iowa City)		January 12, 2023
Lost in 2OT	Lost in 2OTs (82-78) at Northwestern in Welsh-Ryan Arena (Evanston, Ill.)		March 3, 2015
Lost in 3OT	Lost in 3OTs (80-77) vs. Purdue in Crisler Center (Ann Arbor)		January 27, 1983
Lost in 4OT	Lost in 4OTs (75-66) at Illinois in Assembly Hall (Champaign, Ill.)		February 28, 1984
Won at the buzzer	U-M defeated Minnesota (59-57) on a Charles Matthews baseline jumper after offensive board on Ignas Brazdeikis miss (0.8)		January 22, 2019
Lost at the buzzer	U-M lost at Northwestern (67-65) on a Dererk Pardon court-length catch & quick flip basket on baseline (1.7)		March 1, 2017
Team Scoring	Information		Date
Double Figures (6)	Howard (22), Dickinson (16), McDaniel (14), Bufkin (13), Baker (11), Williams II (10) vs. Nebraska in Crisler Center (Ann Arbor)		February 8, 2023
Double Figures (5)	McDaniel (18), Bufkin (17), Dickinson (14), Howard (10), Baker (10) vs. Michigan State in Crisler Center (Ann Arbor)		February 18, 2023
Double Figures (4)	Bufkin (20), McDaniel (17), Howard (16), Dickinson (10) vs. Northwestern in Crisler Center (Ann Arbor)		January 15, 2023
Double Figures (3)	McDaniel (16), Bufkin (14), Dickinson (13) at Rutgers in Jersey Mike's Arena (Piscataway)		February 23, 2023
Double Figures (Starting Five)	Howard (22), Dickinson (16), McDaniel (14), Bufkin (13), Williams II (10) vs. Nebraska in Crisler Center (Ann Arbor)		February 8, 2023
(2x) 20 or more points	Hunter Dickinson (22) & Jett Howard (21) vs. Purdue Fort Wayne in Crisler Center (Ann Arbor)		November 7, 2022
(3x) 20 or more points	Moritz Wagner (23), Zak Irvin (21) & Derrick Walton, Jr. (20) vs. Nebraska in Crisler Center (Ann Arbor)		January 14, 2017
(2x) 30 or more points	Jalen Rose (33) & Juwan Howard (32) at Northwestern in Welsh-Ryan Arena (Evanston, Ill.)		March 12, 1994
Scoring	Total	Information	Date
40 or more points	40	Glen Rice vs. Minnesota in Crisler Center (Ann Arbor)	January 9, 1988
30 or more points	34	Jett Howard at Iowa in Carver-Hawkeye Arena (Iowa City)	January 12, 2023
20 or more points	21	Kobe Bufkin at Wisconsin in Kohl Center (Madison)	February 14, 2023
Rebounds	Total	Information	Date
20 or more rebounds	20	DeShawn Sims vs. Florida Gulf Coast in Crisler Center (Ann Arbor)	December 22, 2008
15 or more rebounds	15	Hunter Dickinson vs. Northwestern in Crisler Center (Ann Arbor)	January 15, 2023
10 or more rebounds	11	Hunter Dickinson at Rutgers in Jersey Mike's Arena (Piscataway)	February 23, 2023
Assists	Total	Information	Date
15 or more assists	15	Mike Smith vs. Maryland in Lucas Oil Stadium (Indianapolis, Ind.); Big Ten Tournament	March 12, 2021
10 or more assists	10	DeVante' Jones vs. #15 Illinois in Crisler Center (Ann Arbor)	February 27, 2022
Five or more assists	5	Kobe Bufkin vs. Nebraska in Crisler Center (Ann Arbor)	February 8, 2023
Blocks	Total	Information	Date
10 or more blocks	10	Roy Tarpley vs. Florida Southern in Crisler Center (Ann Arbor)	December 7, 1985
Five or more blocks	5	Jett Howard vs. Maryland in Crisler Center (Ann Arbor)	January 1, 2023
Steals	Total	Information	Date
10 or more steals	-	has yet to happen	
Five or more steals	5	Dug McDaniel at Rutgers in Jersey Mike's Arena (Piscataway)	February 23, 2023
Double-Double	Total	Information	Date
Double-Double (PTS-REB)	13P, 11R	Hunter Dickinson at Rutgers in Jersey Mike's Arena (Piscataway)	February 23, 2023
Double-Double (PTS-AST)	25P, 10A	DeVante' Jones vs. #15 Illinois in Crisler Center (Ann Arbor)	February 27, 2022
Double-Double (PTS-BLK)	19P, 10B	Roy Tarpley vs. Florida Southern in Crisler Center (Ann Arbor)	December 7, 1985
(multiple) Double-Doubles	2x	Hunter Dickinson (13P, 11R) & DeVante' Jones (25P, 10A) vs. #15 Illinois in Crisler Center (Ann Arbor)	February 27, 2022
Triple-Double	Total	Information	Date
Triple-Double (PTS-REB-AST)	24P, 10R, 10A	Gary Grant vs. #2 North Carolina in Charlotte Coliseum (Charlotte, N.C.); NCAA Second Round	March 14, 1987
	18P, 13R, 10A	Manny Harris vs. Northern Michigan in Crisler Center (Ann Arbor)	November 14, 2009
	12P, 10R, 11A	Darius Morris vs. Iowa in Crisler Center (Ann Arbor)	January 30, 2011
	13P, 10R, 10A	Caris LeVert vs. Northern Kentucky in Crisler Center (Ann Arbor)	December 15, 2015
	10P, 11R, 13A	Derrick Walton Jr. vs. Youngstown State in Crisler Center (Ann Arbor)	December 19, 2015
	11P, 10R, 12A	Zavier Simpson vs. Ohio State in Crisler Center (Ann Arbor)	January 29, 2019





## Michigan | The Last Time (Team)

Field Goals	Total	Game	Date
More than 40 field goals	43	Houston Baptist (Crisler Center)	November 22, 2019
More than 30 field goals	34	Nebraska (Crisler Center)	February 8, 2023
Less than 20 field goals	19	at Michigan State (Breslin Center)	January 7, 2023
More than 70 attempts	76	at Nebraska (Pinnacle Bank Center)	December 7, 2021
More than 60 attempts	60	Minnesota (Crisler Center)	January 22, 2023
Less than 40 attempts	38	Tarleton State (Crisler Center)	November 24, 2021
Shot better than 60%	61.9% (39-for-63)	vs. Texas A&M (Staples Center; NCAA Sweet 16)	March 22, 2018
Shot better than 50%	57.6% (34-for-59)	Nebraska (Crisler Center)	February 8, 2023
Shot less than 30%	25.9% (15-for-58)	at #1 Louisville (KFC, Yum! Yum! Center; ACC/Big Ten Challenge)	December 3, 2019
Three-Point Field Goals	Total	Game	Date
More than 15 three-pointers	15	at Nebraska (Pinnacle Bank Arena)	December 7, 2021
More than 10 three-pointers	14	Nebraska (Crisler Center)	February 8, 2023
Less than five three-pointers	2	Minnesota (Crisler Center)	January 22, 2023
Did not make three-pointer	0	vs. Arizona (Roman Main Event)	November 22, 2021
More than 30 attempts	31	at Iowa (Carver-Hawkeye Arena)	January 12, 2023
More than 20 attempts	25	at Rutgers (Jersey Mike's Arena)	February 23, 2023
Less than 10 attempts	7	#4 Illinois (Crisler Center)	March 2, 2021
Shot over 50% on three-pointers	53.8% (14-for-26)	Nebraska (Crisler Center)	February 8, 2023
Shot over 40% on three-pointers	53.8% (14-for-26)	Nebraska (Crisler Center)	February 8, 2023
Shot less than 25% on three-pointers	25.0% (5-for-20)	Indiana (Crisler Center)	February 11, 2023
Free Throws	Total	Game	Date
More than 30 free throws	34	Iowa (Crisler Center)	February 14, 2001
More than 20 free throws	22	vs. Maryland (Crisler Center)	January 1, 2023
Less than 10 free throws	7	at Rutgers (Jersey Mike's Arena)	February 23, 2023
Less than five free throws	4	at Maryland (Xfinity Center)	January 19, 2023
More than 30 attempts	40	vs. Eastern Michigan (Little Caesars Arena)	November 11, 2022
More than 20 attempts	21	Michigan State (Crisler Center)	February 18, 2023
Less than 10 attempts	8	at Penn State (Bryce Jordan Center)	January 29, 2023
Less than five attempts	4	Wisconsin (Crisler Center)	January 12, 2021
Shot 100 percent	100% (11-for-11)	at #23 Ohio State (Value City Arena)	March 6, 2022
Shot more than 90 percent	90.5% (19-for-21)	vs. Indiana (Gainbridge Fieldhouse; Big Ten Tournament)	March 10, 2022
Shot less than 50 percent	50.0% (4-for-8)	at Maryland (Xfinity Center)	January 19, 2023
Rebounds	Total	Game	Date
More than 50 rebounds	54 (15 off; 39 def)	at Nebraska (Pinnacle Bank Arena)	December 7, 2021
More than 40 rebounds	41 (14 off; 27 def)	at Northwestern (Welsh-Ryan Arena)	February 2, 2023
Less than 25 rebounds	22 (3 off; 19 def)	at #4 Purdue (Mackey Arena)	February 5, 2022
Less than 20 rebounds	17 (4 off; 13 def)	at Illinois (State Farm Center)	January 11, 2017
More than 15 offensive boards	16	at #10 Michigan State (Breslin Center)	January 29, 2022
More than 10 offensive boards	14	Michigan State (Crisler Center)	February 18, 2023
Less than five offensive boards	5	Indiana (Crisler Center)	February 11, 2023
More than 30 defensive boards	30	Northwestern (Crisler Center)	January 15, 2023
More than 25 defensive boards	28	at Rutgers (Jersey Mike's Arena)	February 23, 2023
Less than 20 defensive boards	19	Purdue (Crisler Center)	January 26, 2023
Fouls	Total	Game	Date
More than 20 fouls	22	vs. North Carolina (Spectrum Center; Jumpman Invitational)	December 21, 2022
More than 15 fouls	15	Michigan State (Crisler Center)	February 18, 2023
Less than 10 fouls	8	at Penn State (Bryce Jordan Center)	January 29, 2023
Less than five fouls	4	Binghamton (Crisler Center)	December 11, 2012
Assists	Total	Game	Date
More than 20 assists	21	at Northwestern (Welsh-Ryan Arena)	February 2, 2023
More than 15 assists	19	Nebraska (Crisler Center)	February 8, 2023
Less than 10 assists	9	Michigan State (Crisler Center)	February 18, 2023
Less than five assists	4	#4 Illinois (Crisler Center)	March 2, 2021
Turnovers	Total	Game	Date
More than 20 turnovers	21	Tarleton State (Crisler Center)	November 24, 2021
More than 15 turnovers	18	Northwestern (Crisler Center)	January 15, 2023
Less than 10 turnovers	9	Michigan State (Crisler Center)	February 18, 2023
Less than five turnovers	3	Penn State (Crisler Center)	January 4, 2023
Blocks	Total	Game	Date
More than 10 blocks	13	Jackson State (Crisler Center)	November 23, 2022
More than five blocks	6	Indiana (Crisler Center)	February 11, 2023
Less than five blocks	3	Ohio State (Crisler Center)	February 5, 2023
Did not have a block	0	vs. Arizona State (Barclays Center; Legends Classic)	November 17, 2022
Steals	Total	Game	Date
More than 10 steals	11	at Rutgers (Jersey Mike's Arena)	February 23, 2023
More than five steals	11	at Rutgers (Jersey Mike's Arena)	February 23, 2023
Less than five steals	3	Michigan State (Crisler Center)	February 18, 2023
Did not have a steal	0	Minnesota (Crisler Center)	December 11, 2021





## Opponents | The Last Time (Individual)

Points	Total	Game	Date
More than 120 points	149	Loyola-Marymount vs. U-M (L, 149-115; NCAA Second Round)	March 18, 1990
More than 110 points	114	Michigan State vs. U-M (L, 114-63)	December 30, 1993
More than 100 points	102	UCLA vs. U-M (L, 102-84)	December 10, 2016
More than 90 points	93	Iowa vs. U-M (W, 93-84 ot)	January 12, 2023
Less than 50 points	45	Rutgers vs. U-M (L, 58-45)	February 23, 2023
Less than 40 points	37	Holy Cross at U-M (W, 56-37)	November 10, 2018

Overtime / Last Second	Information	Date
Won in OT	Iowa won in OT (93-84) in Carver-Hawkeye Arena (Iowa City)	January 12, 2023
Won in 2OT	Northwestern won 2OTs (82-78) vs. U-M (Welsh-Ryan Arena)	March 3, 2015
Won in 3OT	Purdue won in 3OTs (80-77) at U-M (Crisler Center)	January 27, 1983
Won in 4OT	Illinois won in 4OTs (75-66) (Assembly Hall)	February 28, 1984
Lost in OT	Ohio lost in OT (70-66) at U-M (Crisler Center)	November 20, 2022
Lost in 2OT	Purdue lost in 2OTs (84-78) at U-M (Crisler Center)	January 9, 2020
Lost in 3OT	Iowa lost in 3OTs (69-67) at U-M (Crisler Center)	Jan. 19, 1985
Lost in 4OT	has not happened	
Won at the buzzer	Northwestern won (67-65) on a Dererk Pardon court-length catch & quick flip basket on baseline (1.7) in Evanston	March 1, 2017
Lost at the buzzer	Minnesota (59-57) lost after a Charles Matthews baseline jumper after offensive board on Ignas Brazdeikis miss (0.8)	January 22, 2019

Team Scoring	Information	Date
Double Figures (5)	Minnesota: Cooper (16), Payne (15), Garcia (13), Battle (11), Ola-Joseph (11) vs. U-M (Williams Arena)	December 8, 2022
Double Figures (4)	Penn State: Pickett (25), Lundy (22), Funk (19), Henn (10) vs. U-M (Bryce Jordan Center)	January 29, 2023
Double Figures (3)	Michigan State: Hauser (20), Hall (14), Walker (11) at U-M (Crisler Center)	February 18, 2023
Double Figures (Starting Five)	Kentucky: Toppin (14), Wallace (14), Tshiebwe (13), Wheeler (11), Reeves (11) vs. U-M (Spectrum Center; London Showcase)	December 4, 2022
(2x) 20 or more points	Indiana: Jackson-Davis (28) & Hood-Schifino (21) at U-M (Crisler Center)	February 11, 2023
(3x) 20 or more points	Iowa: Garza (33), Frederick (21), Weiskamp (20) at U-M (Carver-Hawkeye Arena)	January 17, 2020

Scoring	Total	Information	Date
40 or more points	44	Luka Garza (Iowa) at U-M (Crisler Center)	December 6, 2019
30 or more points	30	Ermoni Bates (Eastern Michigan) vs. U-M (Little Caesars Arena)	November 11, 2022
20 or more points	20	Joe Hauser (Michigan State) at U-M (Crisler Center)	February 18, 2023

Rebounds	Total	Information	Date
20 or more rebounds	20	Trevion Williams (Purdue) at U-M (Crisler Center)	January 9, 2020
15 or more rebounds	15	Evan Boudreaux (Purdue) vs. U-M (Mackey Arena)	February 22, 2020
10 or more rebounds	10	Clifford Omoruyi (Rutgers) vs. U-M (Jersey Mike's Arena)	February 23, 2023

Assists	Total	Information	Date
15 or more assists	20	Mateen Cleaves (Michigan State) vs. U-M (Breslin Center)	March 4, 2001
10 or more assists	10	A.J. Hoggard (Michigan State) vs. U-M (Breslin Center)	January 29, 2022
Five or more assists	6	Paul Mulcahy (Rutgers) vs. U-M (Jersey Mike's Arena)	February 23, 2023

Blocks	Total	Information	Date
10 or more blocks	-	has yet to happen	
Five or more blocks	6	Xavier Tillman (Michigan State) vs. U-M (Breslin Center)	January 5, 2020

Steals	Total	Information	Date
10 or more steals	-	has yet to happen	
Five or more steals	5	Chase Audige (Northwestern) at U-M (Crisler Center)	January 15, 2023

Double-Double	Total	Information	Date
Double-Double (PTS-REB)	10P, 10R	Clifford Omoruyi (Rutgers) vs. U-M (Jersey Mike's Arena)	February 23, 2023
Double-Double (PTS-AST)	11P, 10A	A.J. Hoggard (Michigan State) vs. U-M (Breslin Center)	January 29, 2022
Double-Double (PTS-BLK)	-	has yet to happen	
(multiple) Double-Doubles	2x	Louisville: J. Nwora (22P, 12R) & S. Enoch (13P, 10R) vs. U-M (KFC Yum Center; ACC/Big Ten Challenge)	December 3, 2019

Triple Double	Total	Information	Date
Triple-Double (PTS-REB-AST)	-	has yet to happen	





## Opponents | The Last Time (Team)

Field Goals	Total	Game	Date
More than 40 field goals	44	Michigan State vs. U-M (Breslin Center)	March 4, 2000
More than 30 field goals	31	Penn State vs. U-M (Bryce Jordan Center)	January 29, 2023
Less than 20 field goals	18	Rutgers vs. U-M (Jersey Mike's Arena)	February 23, 2023
More than 70 attempts	71	Iowa vs. U-M (Carver-Hawkeye Arena)	January 12, 2023
More than 60 attempts	66	Wisconsin vs. U-M (Kohl Center)	February 14, 2023
Less than 40 attempts	40	Minnesota vs. U-M (Williams Arena)	March 7, 2009
Shot better than 60%	60.4% (32-for-53)	Arizona State vs. U-M (Barclays Center; Legends Classic)	November 17, 2022
Shot better than 50%	54.4% (31-for-57)	Penn State vs. U-M (Bryce Jordan Center)	January 29, 2023
Shot less than 30%	26.5 (18-for-68)	Maryland at U-M (Crisler Center)	January 1, 2023
Three-Point Field Goals	Total	Game	Date
More than 15 three-pointers	15	UCLA vs. U-M (Pauley Pavilion)	December 10, 2016
More than 10 three-pointers	13	Penn State vs. U-M (Bryce Jordan Center)	January 29, 2023
Less than five three-pointers	4	Rutgers vs. U-M (Jersey Mike's Arena)	February 23, 2023
Did not make three-pointer	0	Michigan State at U-M (Breslin Center)	March 4, 2021
More than 30 attempts	30	Penn State vs. U-M (Bryce Jordan Center)	January 29, 2023
More than 20 attempts	30	Penn State vs. U-M (Bryce Jordan Center)	January 29, 2023
Less than 10 attempts	6	Indiana at U-M (Crisler Center)	February 11, 2023
Shot over 50% on three-pointers	60.0% (9-for-15)	Kentucky vs. U-M (O2 Arena; London Showcase)	December 4, 2022
Shot over 40% on three-pointers	43.3% (13-for-30)	Penn State vs. U-M (Bryce Jordan Center)	January 29, 2023
Shot less than 25% on three-pointers	15.8% (3-for-19)	Northwestern vs. (Welsh-Ryan Arena)	February 2, 2023
Free Throws	Total	Game	Date
More than 30 free throws	31	Illinois vs. U-M (Assembly Hall)	February 9, 2000
More than 20 free throws	20	Eastern Michigan vs. U-M (Little Caesars Arena)	November 11, 2022
Less than 10 free throws	5	Rutgers vs. U-M (Jersey Mike's Arena)	February 23, 2023
Less than five free throws	4	Minnesota at U-M (Crisler Center)	January 22, 2023
More than 30 attempts	30	Maryland at U-M (Crisler Center)	January 19, 2021
More than 20 attempts	24	Northwestern at U-M (Crisler Center)	January 15, 2023
Less than 10 attempts	7	Minnesota at U-M (Crisler Center)	January 22, 2023
Less than five attempts	3	North Carolina at U-M (Crisler Center; ACC/Big Ten Challenge)	December 1, 2021
Shot 100 percent (min. 10 attp)	100% (11-for-11)	Central Florida at U-M (Crisler Center)	December 6, 2020
Shot more than 90 percent	90.0% (9-for-10)	Michigan State at U-M (Crisler Center)	February 18, 2023
Shot less than 50 percent	31.3% (5-for-16)	Rutgers vs. U-M (Jersey Mike's Arena)	February 23, 2023
Rebounds	Total	Game	Date
More than 50 rebounds	51 (26 off; 25 def)	Rutgers vs. U-M (MSG; B1G Super Saturday)	February 1, 2020
More than 40 rebounds	40 (14 off; 26 def)	Iowa vs. U-M (Carver-Hawkeye Arena)	January 12, 2023
Less than 25 rebounds	23 (6 off; 18 def)	Nebraska vs. U-M (Crisler Center)	February 8, 2023
Less than 20 rebounds	20 (6 off; 14 def)	Maryland at U-M (Crisler Center)	January 18, 2022
More than 20 offensive boards	20	Purdue vs. U-M (Crisler Center)	January 22, 2021
More than 15 offensive boards	15	Wisconsin vs. U-M (Kohl Center)	February 14, 2023
More than 10 offensive boards	5	Nebraska vs. U-M (Crisler Center)	February 8, 2023
Less than five offensive boards	4	Wisconsin vs. U-M (Kohl Center)	February 20, 2022
More than 30 defensive boards	30	Minnesota at U-M (Crisler Center)	January 22, 2023
More than 25 defensive boards	25	Rutgers vs. U-M (Jersey Mike's Arena)	February 23, 2023
Less than 20 defensive boards	19	Michigan State at U-M (Crisler Center)	February 18, 2023
Less than 15 defensive boards	14	Maryland at U-M (Crisler Center)	January 18, 2022
Fouls	Total	Game	Date
More than 20 fouls	21	Michigan State at U-M (Crisler Center)	February 18, 2023
More than 15 fouls	21	Michigan State at U-M (Crisler Center)	February 18, 2023
Less than 10 fouls	6	Maryland vs. U-M (Xfinity Center)	January 19, 2023
Less than five fouls	5	Wisconsin vs. U-M (United Center; Big Ten Tournament)	March 13, 2015
Assists	Total	Game	Date
More than 20 assists	20	Rutgers vs. U-M (The RAC)	January 4, 2022
More than 15 assists	18	Iowa vs. U-M (Carver-Hawkeye Arena)	January 12, 2023
Less than 10 assists	6	Ohio State at U-M (Crisler Center)	February 5, 2023
Less than five assists	2	Minnesota at U-M (Crisler Center)	December 11, 2021
Turnovers	Total	Game	Date
More than 20 turnovers	22	Nebraska at U-M (Crisler Center)	March 5, 2020
More than 15 turnovers	16	Minnesota vs. U-M (Williams Arena)	December 8, 2022
Less than 10 turnovers	8	Michigan State at U-M (Crisler Center)	February 18, 2023
Less than five turnovers	5	Wisconsin vs. U-M (Kohl Center)	February 14, 2023
Blocks	Total	Game	Date
More than 10 blocks	12	Michigan State vs. U-M (Breslin Center)	January 6, 2020
More than five blocks	6	Iowa vs. U-M (Carver-Hawkeye Arena)	January 12, 2023
Less than five blocks	2	Rutgers vs. U-M (Jersey Mike's Arena)	February 23, 2023
Did not have a block	0	Wisconsin vs. U-M (Kohl Center)	February 14, 2023
Steals	Total	Game	Date
More than 10 steals	11	Northwestern at U-M (Crisler Center)	January 15, 2023
More than five steals	7	Rutgers vs. U-M (Jersey Mike's Arena)	February 23, 2023
Less than five steals	2	Michigan State at U-M (Crisler Center)	February 18, 2023
Did not have a steal	0	Ohio State vs. U-M (Lucas Oil Stadium; Big Ten Tournament)	March 13, 2021





# 2022-23 Michigan Men's Basketball Combined Team Statistics All games

Page 1/1  
as of Feb 24, 2023

## Game Records

Record	Overall	Home	Away	Neutral
ALL GAMES	16-12	11-4	3-5	2-3
CONFERENCE	10-7	7-2	3-5	0-0
NON-CONFERENCE	6-5	4-2	0-0	2-3

## Score by Periods

Team	1st	2nd	OT	TOT
Michigan	1004	1026	12	2042
Opponents	938	959	17	1914

## Team Box Score

No.	Player				Total		3-Point		F-Throw		Rebounds											
		GP-GS	MIN	AVG	FG-FGA	FG%	3FG-3FGA	3FG%	FT-FTA	FT%	OFF	DEF	TOT	AVG	PF	DQ	A	TO	BLK	STL	PTS	AVG
1	DICKINSON, Hunter	28-28	876:20	31.3	186-340	.547	18-45	.400	97-132	.735	68	172	240	8.6	52	1	38	55	44	15	487	17.4
13	HOWARD, Jett	26-26	797:46	30.7	125-299	.418	69-187	.369	56-69	.812	8	62	70	2.7	54	1	54	33	18	11	375	14.4
2	BUFKIN, Kobe	28-28	915:13	32.7	138-286	.483	33-95	.347	51-61	.836	23	91	114	4.1	66	4	80	47	20	36	360	12.9
0	MCDANIEL, Dug	28-20	798:37	28.5	81-216	.375	22-70	.314	34-47	.723	7	82	89	3.2	30	1	100	43	1	34	218	7.8
3	LLEWELLYN, Jaelin	8-8	211:35	26.4	17-55	.309	5-27	.185	17-25	.680	3	23	26	3.3	14	0	22	9	1	5	56	7.0
5	WILLIAMS II, Terrance	26-25	715:54	27.5	60-150	.400	17-64	.266	38-52	.731	43	119	162	6.2	45	0	23	21	5	8	175	6.7
15	BAKER, Joey	28-2	437:15	15.6	49-125	.392	35-87	.402	16-26	.615	5	57	62	2.2	44	0	13	12	7	11	149	5.3
32	REED JR., Tarris	28-0	332:49	11.9	41-73	.562	0-0	.000	18-48	.375	36	69	105	3.8	51	0	3	27	26	16	100	3.6
42	TSCHESTER, Will	21-3	210:25	10.0	22-41	.537	4-16	.250	8-14	.571	9	13	22	1.0	30	0	7	11	4	0	56	2.7
23	GLENN III, Gregg	4-0	11:03	2.8	2-5	.400	0-0	.000	2-4	.500	2	4	6	1.5	3	0	2	0	0	3	6	1.5
25	HOWARD, Jace	24-0	193:44	8.1	12-29	.414	7-15	.467	4-11	.364	6	16	22	0.9	25	0	4	5	0	1	35	1.5
24	KHAYAT, Youssef	7-0	37:00	5.3	3-10	.300	3-7	.429	0-0	.000	2	1	3	0.4	4	0	1	2	0	0	9	1.3
11	BARNES, Isaiah	15-0	90:47	6.1	5-16	.313	2-9	.222	4-5	.800	6	11	17	1.1	2	0	1	3	1	0	16	1.1
34	SELVALA, Jackson	4-0	07:02	1.8	0-1	.000	0-0	.000	0-0	.000	0	1	1	0.3	1	0	0	2	0	0	0	0.0
4	BURNS, Ian	3-0	06:51	2.3	0-1	.000	0-1	.000	0-0	.000	0	0	0	0.0	0	0	0	0	0	0	0	0.0
45	SMITH, Cooper	4-0	07:32	1.9	0-1	.000	0-0	.000	0-0	.000	0	1	1	0.3	1	0	1	0	0	0	0	0.0
Team											29	41	70					6				
Total		28	5650		741-1648	.450	215-623	.345	345-494	.698	247	763	1010	36.1	422	7	349	276	127	140	2042	72.9
Opponents		28	5650		716-1685	.425	186-582	.320	296-432	.685	273	724	997	35.6	470	11	333	295	69	134	1914	68.4

## Team Statistics

	MICH	OPP
<b>Scoring</b>	<b>2042</b>	<b>1914</b>
Points per game	72.9	68.4
Scoring margin	+4.6	-
<b>Field goals-att</b>	<b>741-1648</b>	<b>716-1685</b>
Field goal pct	.450	.425
<b>3 point fg-att</b>	<b>215-623</b>	<b>186-582</b>
3-point FG pct	.345	.320
3-pt FG made per game	7.7	6.6
<b>Free throws-att</b>	<b>345-494</b>	<b>296-432</b>
Free throw pct	.698	.685
F-Throws made per game	12.3	10.6
<b>Rebounds</b>	<b>1010</b>	<b>997</b>
Rebounds per game	36.1	35.6
Rebounding margin	+0.5	-
<b>Assists</b>	<b>349</b>	<b>333</b>
Assists per game	12.5	11.9
<b>Turnovers</b>	<b>276</b>	<b>295</b>
Turnovers per game	9.9	10.5
Turnover margin	+0.7	-
Assist/turnover ratio	1.3	1.1
<b>Steals</b>	<b>140</b>	<b>134</b>
Steals per game	5.0	4.8
<b>Blocks</b>	<b>127</b>	<b>69</b>
Blocks per game	4.5	2.5
<b>Winning streak</b>	<b>2</b>	<b>-</b>
Home win streak	1	-
<b>Attendance</b>	<b>182497</b>	<b>90672</b>
Home games-Avg/Game	15-12166	8-11334
Neutral site-Avg/Game	-	5-10627

## Team Results

Date	Opponent		Score	Att.
11/07/2022	Purdue Fort Wayne	W	75-56	11107
11/11/2022	vs Eastern Mich.	W	88-83	14204
11/16/2022	vs Pittsburgh	W	91-60	5778
11/17/2022	vs Arizona St.	L	62-87	5677
11/20/2022	Ohio	Wot	70-66	12068
11/23/2022	Jackson St.	W	78-68	10244
11/29/2022	Virginia	L	68-70	12200
12/04/2022	vs Kentucky	L	69-73	8242
12/08/2022	at Minnesota	W	90-75	10004
12/17/2022	Lipscomb	W	83-75	12470
12/21/2022	vs North Carolina	L	76-80	19236
12/29/2022	Central Mich.	L	61-63	12707
01/01/2023	Maryland	W	81-46	12176
01/04/2023	Penn St.	W	79-69	12707
01/07/2023	at Michigan St.	L	53-59	14797
01/12/2023	at Iowa	Lot	84-93	11498
01/15/2023	Northwestern	W	85-78	12009
01/19/2023	at Maryland	L	58-64	12656
01/22/2023	Minnesota	W	60-56	12092
01/26/2023	Purdue	L	70-75	12707
01/29/2023	at Penn St.	L	61-83	12047
02/02/2023	at Northwestern	W	68-51	6234
02/05/2023	Ohio St.	W	77-69	12707
02/08/2023	Nebraska	W	93-72	11889
02/11/2023	Indiana	L	61-62	12707
02/14/2023	at Wisconsin	L	59-64	15436
02/18/2023	Michigan St.	W	84-72	12707
02/23/2023	at Rutgers	W	58-45	8000





## 2022-23 Michigan Men's Basketball Combined Team Statistics In Conference games

Page 1/1  
as of Feb 24, 2023

### Game Records

Record	Overall	Home	Away	Neutral
ALL GAMES	10-7	7-2	3-5	0-0
CONFERENCE	10-7	7-2	3-5	0-0
NON-CONFERENCE	0-0	0-0	0-0	0-0

### Score by Periods

Team	1st	2nd	OT	TOT
Michigan	594	622	5	1221
Opponents	549	570	14	1133

### Team Box Score

No.	Player				Total		3-Point		F-Throw		Rebounds													
		GP-GS	MIN	AVG	FG-FGA	FG%	3FG-3FGA	3FG%	FT-FTA	FT%	OFF	DEF	TOT	AVG	PF	DQ	A	TO	BLK	STL	PTS	AVG		
1	DICKINSON, Hunter	17-17	539:16	31.7	110-199	.553	14-33	.424	59-81	.728	41	105	146	8.6	30	0	27	34	24	7	293	17.2		
13	HOWARD, Jett	15-15	449:60	30.0	66-174	.379	39-109	.358	34-38	.895	3	41	44	2.9	28	0	28	22	6	3	205	13.7		
2	BUFKIN, Kobe	17-17	573:43	33.7	90-180	.500	20-53	.377	23-28	.821	15	57	72	4.2	43	2	53	32	11	23	223	13.1		
0	MCDANIEL, Dug	17-17	582:42	34.3	59-150	.393	18-53	.340	25-34	.735	5	55	60	3.5	16	0	71	25	1	24	161	9.5		
5	WILLIAMS II, Terrance	15-14	388:41	25.9	33-74	.446	6-27	.222	20-26	.769	24	64	88	5.9	28	0	13	12	3	2	92	6.1		
15	BAKER, Joey	17-2	287:10	16.9	33-87	.379	22-59	.373	12-17	.706	5	34	39	2.3	31	0	8	10	5	11	100	5.9		
32	REED JR., Tarris	17-0	230:15	13.5	29-51	.569	0-0	.000	13-28	.464	22	50	72	4.2	37	0	1	17	17	12	71	4.2		
42	TSCHETTER, Will	14-3	174:16	12.4	19-34	.559	4-14	.286	4-8	.500	8	11	19	1.4	26	0	7	10	2	0	46	3.3		
24	KHAYAT, Youssef	3-0	17:30	5.8	2-6	.333	2-5	.400	0-0	.000	0	1	1	0.3	4	0	1	1	0	0	6	2.0		
25	HOWARD, Jace	14-0	106:48	7.6	6-19	.316	3-9	.333	2-7	.286	2	10	12	0.9	11	0	2	1	0	1	17	1.2		
23	GLENN III, Gregg	2-0	05:32	2.8	0-2	.000	0-0	.000	2-4	.500	0	2	2	1.0	1	0	0	0	0	2	2	1.0		
11	BARNES, Isaiah	8-0	51:39	6.5	2-8	.250	0-3	.000	1-1	1.000	3	5	8	1.0	2	0	0	1	1	0	5	0.6		
45	SMITH, Cooper	3-0	06:13	2.1	0-0	.000	0-0	.000	0-0	.000	0	1	1	0.3	1	0	1	0	0	0	0	0.0		
34	SELVALA, Jackson	3-0	05:43	1.9	0-1	.000	0-0	.000	0-0	.000	0	0	0	0.0	1	0	0	2	0	0	0	0.0		
4	BURNS, Ian	2-0	05:32	2.8	0-1	.000	0-1	.000	0-0	.000	0	0	0	0.0	0	0	0	0	0	0	0	0.0		
Team											22	24	46					6						
Total		17	3425		449-986	.455	128-366	.350	195-272	.717	150	460	610	35.9	259	2	212	173	70	85	1221	71.8		
Opponents		17	3425		422-997	.423	105-331	.317	184-263	.700	148	420	568	33.4	273	6	199	167	43	78	1133	66.6		

### Team Statistics

	MICH	OPP
<b>Scoring</b>	<b>1221</b>	<b>1133</b>
Points per game	71.8	66.6
Scoring margin	+5.2	-
<b>Field goals-att</b>	<b>449-986</b>	<b>422-997</b>
Field goal pct	.455	.423
<b>3 point fg-att</b>	<b>128-366</b>	<b>105-331</b>
3-point FG pct	.350	.317
3-pt FG made per game	7.5	6.2
<b>Free throws-att</b>	<b>195-272</b>	<b>184-263</b>
Free throw pct	.717	.700
F-Throws made per game	11.5	10.8
<b>Rebounds</b>	<b>610</b>	<b>568</b>
Rebounds per game	35.9	33.4
Rebounding margin	+2.5	-
<b>Assists</b>	<b>212</b>	<b>199</b>
Assists per game	12.5	11.7
<b>Turnovers</b>	<b>173</b>	<b>167</b>
Turnovers per game	10.2	9.8
Turnover margin	-0.4	-
Assist/turnover ratio	1.2	1.2
<b>Steals</b>	<b>85</b>	<b>78</b>
Steals per game	5.0	4.6
<b>Blocks</b>	<b>70</b>	<b>43</b>
Blocks per game	4.1	2.5
<b>Winning streak</b>	<b>2</b>	<b>-</b>
Home win streak	1	-
<b>Attendance</b>	<b>111701</b>	<b>90672</b>
Home games-Avg/Game	9-12411	8-11334
Neutral site-Avg/Game	-	0-0

### Team Results

Date	Opponent		Score	Att.
12/08/2022	at Minnesota	W	90-75	10004
01/01/2023	Maryland	W	81-46	12176
01/04/2023	Penn St.	W	79-69	12707
01/07/2023	at Michigan St.	L	53-59	14797
01/12/2023	at Iowa	Lot	84-93	11498
01/15/2023	Northwestern	W	85-78	12009
01/19/2023	at Maryland	L	58-64	12656
01/22/2023	Minnesota	W	60-56	12092
01/26/2023	Purdue	L	70-75	12707
01/29/2023	at Penn St.	L	61-83	12047
02/02/2023	at Northwestern	W	68-51	6234
02/05/2023	Ohio St.	W	77-69	12707
02/08/2023	Nebraska	W	93-72	11889
02/11/2023	Indiana	L	61-62	12707
02/14/2023	at Wisconsin	L	59-64	15436
02/18/2023	Michigan St.	W	84-72	12707
02/23/2023	at Rutgers	W	58-45	8000





**2022-23 Michigan Men's Basketball  
Season/Career Statistics  
All games**

Page 1/2  
as of Feb 24, 2023

**Summary**

Player	Season Statistics										Career Statistics									
	GP-GS	MIN/G	FG%	3FG%	FT%	R/G	A/G	STL	BLK	PTS/G	GP-GS	MIN/G	FG%	3FG%	FT%	R/G	A/G	STL	BLK	PTS/G
BAKER, Joey	28-2	15.6	.392	.402	.615	2.2	0.5	11	7	5.3	116-6	12.6	.393	.386	.740	1.4	0.5	46	21	4.4
BARNES, Isaiah	15-0	6.1	.313	.222	.800	1.1	0.1	0	1	1.1	17-0	5.6	.313	.222	.800	1.1	0.1	0	1	0.9
BUFKIN, Kobe	28-28	32.7	.483	.347	.836	4.1	2.9	36	20	12.9	56-28	21.7	.460	.313	.819	2.6	1.6	47	23	7.9
BURNS, Ian	3-0	2.3	.000	.000	.000	0.0	0.0	0	0	0.0	5-0	2.0	.000	.000	.000	0.0	0.2	0	0	0.0
DICKINSON, Hunter	28-28	31.3	.547	.400	.735	8.6	1.4	15	44	17.4	88-83	29.9	.567	.345	.758	8.2	1.5	39	133	16.8
GLENN III, Gregg	4-0	2.8	.400	.000	.500	1.5	0.5	3	0	1.5	4-0	2.8	.400	.000	.500	1.5	0.5	3	0	1.5
HOWARD, Jace	24-0	8.1	.414	.467	.364	0.9	0.2	1	0	1.5	49-0	5.9	.420	.375	.480	0.7	0.1	3	2	1.3
HOWARD, Jett	26-26	30.7	.418	.369	.812	2.7	2.1	11	18	14.4	26-26	30.7	.418	.369	.812	2.7	2.1	11	18	14.4
KHAYAT, Youssef	7-0	5.3	.300	.429	.000	0.4	0.1	0	0	1.3	7-0	5.3	.300	.429	.000	0.4	0.1	0	0	1.3
LLEWELLYN, Jaelin	8-8	26.4	.309	.185	.680	3.3	2.8	5	1	7.0	84-84	32.3	.393	.318	.715	3.8	2.5	64	16	13.3
MCDANIEL, Dug	28-20	28.5	.375	.314	.723	3.2	3.6	34	1	7.8	28-20	28.5	.375	.314	.723	3.2	3.6	34	1	7.8
REED JR., Tarris	28-0	11.9	.562	.000	.375	3.8	0.1	16	26	3.6	28-0	11.9	.562	.000	.375	3.8	0.1	16	26	3.6
SELVALA, Jackson	4-0	1.8	.000	.000	.000	0.3	0.0	0	0	0.0	4-0	1.8	.000	.000	.000	0.3	0.0	0	0	0.0
SMITH, Cooper	4-0	1.9	.000	.000	.000	0.3	0.3	0	0	0.0	4-0	1.9	.000	.000	.000	0.3	0.3	0	0	0.0
TSCHETTER, Will	21-3	10.0	.537	.250	.571	1.0	0.3	0	4	2.7	21-3	10.0	.537	.250	.571	1.0	0.3	0	4	2.7
WILLIAMS II, Terrance	26-25	27.5	.400	.266	.731	6.2	0.9	8	5	6.7	78-26	17.4	.415	.292	.714	3.6	0.6	16	8	4.6

**Scoring**

Player	Season Statistics								Career Statistics							
	FG-FGA	FG%	3FG-3FGA	3FG%	FT-FTA	FT%	PTS	PTS/G	FG-FGA	FG%	3FG-3FGA	3FG%	FT-FTA	FT%	PTS	PTS/G
BAKER, Joey	49-125	.392	35-87	.402	16-26	.615	149	5.3	173-440	.393	110-285	.386	54-73	.740	510	4.4
BARNES, Isaiah	5-16	.313	2-9	.222	4-5	.800	16	1.1	5-16	.313	2-9	.222	4-5	.800	16	0.9
BUFKIN, Kobe	138-286	.483	33-95	.347	51-61	.836	360	12.9	168-365	.460	41-131	.313	68-83	.819	445	7.9
BURNS, Ian	0-1	.000	0-1	.000	0-0	.000	0	0.0	0-2	.000	0-2	.000	0-0	.000	0	0.0
DICKINSON, Hunter	186-340	.547	18-45	.400	97-132	.735	487	17.4	582-1027	.567	39-113	.345	272-359	.758	1475	16.8
GLENN III, Gregg	2-5	.400	0-0	.000	2-4	.500	6	1.5	2-5	.400	0-0	.000	2-4	.500	6	1.5
HOWARD, Jace	12-29	.414	7-15	.467	4-11	.364	35	1.5	21-50	.420	9-24	.375	12-25	.480	63	1.3
HOWARD, Jett	125-299	.418	69-187	.369	56-69	.812	375	14.4	125-299	.418	69-187	.369	56-69	.812	375	14.4
KHAYAT, Youssef	3-10	.300	3-7	.429	0-0	.000	9	1.3	3-10	.300	3-7	.429	0-0	.000	9	1.3
LLEWELLYN, Jaelin	17-55	.309	5-27	.185	17-25	.680	56	7.0	408-1039	.393	141-444	.318	163-228	.715	1120	13.3
MCDANIEL, Dug	81-216	.375	22-70	.314	34-47	.723	218	7.8	81-216	.375	22-70	.314	34-47	.723	218	7.8
REED JR., Tarris	41-73	.562	0-0	.000	18-48	.375	100	3.6	41-73	.562	0-0	.000	18-48	.375	100	3.6
SELVALA, Jackson	0-1	.000	0-0	.000	0-0	.000	0	0.0	0-1	.000	0-0	.000	0-0	.000	0	0.0
SMITH, Cooper	0-1	.000	0-0	.000	0-0	.000	0	0.0	0-1	.000	0-0	.000	0-0	.000	0	0.0
TSCHETTER, Will	22-41	.537	4-16	.250	8-14	.571	56	2.7	22-41	.537	4-16	.250	8-14	.571	56	2.7
WILLIAMS II, Terrance	60-150	.400	17-64	.266	38-52	.731	175	6.7	124-299	.415	38-130	.292	75-105	.714	361	4.6





2022-23 Michigan Men's Basketball  
Season/Career Statistics  
All games

Page 2/2  
as of Feb 24, 2023

Totals

Player	Season Statistics								Career Statistics							
	O-REB	D-REB	TOTAL	PF	FO	A	TO	A/TO	O-REB	D-REB	TOTAL	PF	FO	A	TO	A/TO
BAKER, Joey	5	57	62	44	0	13	12	1.1	24	133	157	161	1	57	65	0.9
BARNES, Isaiah	6	11	17	2	0	1	3	0.3	6	12	18	2	0	1	3	0.3
BUFKIN, Kobe	23	91	114	66	4	80	47	1.7	32	114	146	90	4	88	62	1.4
BURNS, Ian	0	0	0	0	0	0	0	0.0	0	0	0	0	0	1	0	0.0
DICKINSON, Hunter	68	172	240	52	1	38	55	0.7	204	516	720	210	3	136	184	0.7
GLENN III, Gregg	2	4	6	3	0	2	0	0.0	2	4	6	3	0	2	0	0.0
HOWARD, Jace	6	16	22	25	0	4	5	0.8	10	23	33	45	0	7	12	0.6
HOWARD, Jett	8	62	70	54	1	54	33	1.6	8	62	70	54	1	54	33	1.6
KHAYAT, Youssef	2	1	3	4	0	1	2	0.5	2	1	3	4	0	1	2	0.5
LLEWELLYN, Jaelin	3	23	26	14	0	22	9	2.4	65	251	316	130	0	212	145	1.5
MCDANIEL, Dug	7	82	89	30	1	100	43	2.3	7	82	89	30	1	100	43	2.3
REED JR., Tarris	36	69	105	51	0	3	27	0.1	36	69	105	51	0	3	27	0.1
SELVALA, Jackson	0	1	1	1	0	0	2	0.0	0	1	1	1	0	0	2	0.0
SMITH, Cooper	0	1	1	1	0	1	0	0.0	0	1	1	1	0	1	0	0.0
TSCHETTER, Will	9	13	22	30	0	7	11	0.6	9	13	22	30	0	7	11	0.6
WILLIAMS II, Terrance	43	119	162	45	0	23	21	1.1	71	210	281	104	0	47	45	1.0



## All-Time Series with Wisconsin

## The Last Time with the Badgers ...

**Home: (Jan. 12, 2021)** No. 7 Michigan topped its third ranked, putting together a 27-3 run in the second half to earn a 77-54 victory over No. 9 Wisconsin at Crisler Center. Franz Wagner notched a double-double (15 points, 10 rebounds), while adding four steals to lead U-M. Mike Smith led with 16 points and dished out six assists, while Isaiah Livers added 13 points -- nine of which came off three-pointers -- six rebounds, three assists and three blocks.

**Road: (Feb. 13, 2023)** Despite not allowing a made field goal for nearly 11 minutes to close the game, Michigan had its comeback effort fall short at Wisconsin, losing 64-59, at the Kohl Center. Kobe Bufkin led the Wolverines with 21 points while shooting 60 percent (9-for-15) from the field. Hunter Dickinson added his 26th career double-double with 12 points and 12 rebounds. Wisconsin outscored U-M 23-10 in the first 10 minutes of the second half to build a 54-42 lead. Although U-M's defense clamped down to close the game and the Wolverines pulled within one point with four minutes to play. However, the Badgers made nine of 10 free throws down the stretch to keep the advantage for the win.

**Neutral: (March 12, 2017)** Michigan claimed its first Big Ten Tournament championship since the 1997-98 season with a decisive 71-56 victory over No. 24 Wisconsin at the Verizon Center in Washington, D.C. The championship completed a memorable five-day stretch that began with the team's plane sliding off the runway following an aborted takeoff attempt. After landing in D.C., Thursday morning and arriving at the arena less than two hours before tipoff vs. Illinois, the No. 8-seeded Wolverines proceeded to become the lowest-seeded team to win the Big Ten Tournament by winning four games in four days.

**Overtime: (Jan. 24, 2015)** Derrick Walton Jr. drained a three with 1.3 seconds left in regulation to force overtime, but Michigan struggled in the extra period and lost, 69-64, to No. 6 Wisconsin at Crisler Center. The Wolverines erased an 11-point deficit in the second half and trailed by four points with less than 30 seconds left in regulation. Walton was U-M's leading scorer with 17 points, while Zak Irvin finished with 12 points.

**A Single Point Thriller: (Feb. 23, 2011)** Michigan held a two-point lead with five seconds left in the game, but a banked three-pointer at the buzzer by No. 12 Wisconsin guard Josh Gasser gave the Badgers a 53-52 victory at Crisler Arena. Tim Hardaway Jr. led all U-M scorers with 16 points.

vs. Wisconsin	Total	W-L	Notables
All-Time	172	97-75	U-M has won three of the last six
Ann Arbor	82	59-23	U-M has won three of the last four
Madison	84	36-48	U-M has won two of the last five
Neutral	6	2-4	Four games were in Big Ten Tournament
U-M Sanctioned	9	7-2	U-M is 90-71 by the NCAA
Both Ranked	8	6-2	last: Feb. 14, 2021 #3 U-M won (67-59) at #21 Wisconsin
Big Ten Tournament	4	1-3	last: U-M won (71-56) in 2017 championship game
NCAA Tournament	-	-	

Overtime	Total	W-L	Notables
All-Time	7	4-3	last: Jan. 24, 2015, U-M lost (69-64, ot) in Madison
Overtime	7	4-3	last: Jan. 24, 2015, U-M lost (69-64, ot) in Madison

100-Points	Total	W-L	Notables
Michigan 100-plus	4	4-0	last: Feb. 2, 1976, U-M won (107-86) in Ann Arbor
Wisconsin's 100-plus	1	1-0	last: Dec. 29, 1966, U-M won (120-102) in Ann Arbor
Both 100-plus	1	1-0	last: Dec. 29, 1966, U-M won (120-102) in Ann Arbor

Wins	Total	Notables
Winning Streak%	18	Jan. 31, 1980 (W, 73-69) to Jan. 21, 1989 (UW won 71-68, -3)
Largest win	+44	Feb. 22, 1964, U-M won (103-59) in Madison
1-point wins	6	last: Jan. 8, 2003, U-M won (66-65, +1) in Ann Arbor
3-or-fewer wins	16	last: Feb. 21, 1991, U-M won (65-62, +3) in Ann Arbor
10+ point wins	47	last: Jan. 12, 2021, U-M won (77-54, +23) in Ann Arbor
20+ point wins	19	last: Jan. 12, 2021, U-M won (77-54, +23) in Ann Arbor
30+ point wins	2	last: March 8, 1990, U-M won (94-64, +30) in Ann Arbor
40+ point wins	1	Feb. 22, 1964, U-M won (103-59, +44) in Madison
% win streak includes three games forfeited by Wisconsin		

Losses	Total	Notables
Losing Streak	10	Jan. 24, 2007 (L, 71-58) to Jan. 8, 2012 (U-M won 59-41)
Largest loss	-31	Feb. 26, 2003, U-M lost (73-42) in Madison
1-point losses	5	last: Feb. 23, 2011, U-M lost (53-52, -1) in Ann Arbor
3-or-fewer losses	14	last: Feb. 9, 2013, U-M lost in OT (65-62, -3) in Madison
10+ point losses	38	last: Feb. 20, 2022, U-M lost (77-63, -14) in Madison
20+ point losses	8	last: Feb. 16, 2005, U-M lost (76-50, -26) in Madison
30+ point losses	1	Feb. 26, 2003, U-M lost (73-42) in Madison

Points	Total	Notables
Michigan Total	10,523	61.2 ppg
Most Points	120	Feb. 12, 1966, U-M won (120-102, +18) in Ann Arbor
Fewest Points	11	Feb. 19, 1923, U-M lost (16-11, -5) in Madison
Wisconsin Total	10,233	59.5 ppg
Most Points	102	Feb. 12, 1966, U-M won (120-102, +18) in Ann Arbor
Fewest Points	13 (2x)	Feb. 29, 1932, U-M won (33-13, +20) in Ann Arbor Feb. 22, 1926, U-M won (22-13, +9) in Ann Arbor

## Wisconsin (97-75)

Date	M-Rk	O-Rk	Site	W/L	Score	+/-	Fans
2/14/1920	-/-	-/-	at Wisconsin	L	13-40	-27	-
3/6/1920	-/-	-/-	Wisconsin	W	23-19	+4	-
1/8/1921	-/-	-/-	Wisconsin	L	24-27	-3	-
1/24/1921	-/-	-/-	at Wisconsin	L	17-25	-8	-
1/14/1922	-/-	-/-	at Wisconsin	L	16-18 (ot)	-2	-
2/18/1922	-/-	-/-	Wisconsin	W	18-17	+1	-
2/14/1923	-/-	-/-	Wisconsin	L	14-18	-4	-
2/19/1923	-/-	-/-	at Wisconsin	L	11-16	-5	-
1/19/1925	-/-	-/-	Wisconsin	W	14-12	+2	-
2/20/1925	-/-	-/-	at Wisconsin	W	27-16	+11	-
2/22/1926	-/-	-/-	Wisconsin	W	22-13	+9	-
3/1/1926	-/-	-/-	at Wisconsin	W	24-23 (ot)	+1	-
1/9/1928	-/-	-/-	at Wisconsin	L	22-26	-4	-
3/5/1928	-/-	-/-	Wisconsin	W	42-19	+23	-
1/7/1929	-/-	-/-	at Wisconsin	W	31-23	+8	-
3/4/1929	-/-	-/-	Wisconsin	W	37-22	+15	-
1/12/1931	-/-	-/-	Wisconsin	W	23-17	+6	-
2/28/1931	-/-	-/-	at Wisconsin	W	26-15	+11	-
1/9/1932	-/-	-/-	at Wisconsin	W	24-18	+6	-
2/29/1932	-/-	-/-	Wisconsin	W	33-13	+20	-
1/13/1934	-/-	-/-	at Wisconsin	L	23-34	-11	-
2/19/1934	-/-	-/-	Wisconsin	L	26-32	-6	-
1/14/1935	-/-	-/-	at Wisconsin	L	20-34	-14	-
2/23/1935	-/-	-/-	Wisconsin	L	19-33	-14	-
1/16/1937	-/-	-/-	at Wisconsin	W	41-31	+10	-
3/6/1937	-/-	-/-	Wisconsin	W	41-27	+14	-
1/17/1938	-/-	-/-	at Wisconsin	L	30-39	-9	-
2/21/1938	-/-	-/-	Wisconsin	W	58-29	+29	-
1/16/1939	-/-	-/-	Wisconsin	L	39-41	-2	-
1/8/1940	-/-	-/-	at Wisconsin	W	44-39	+5	-
1/18/1941	-/-	-/-	Wisconsin	L	30-40	-10	-
1/19/1942	-/-	-/-	at Wisconsin	L	36-58	-22	-
1/16/1943	-/-	-/-	Wisconsin	W	38-34	+4	-
1/18/1943	-/-	-/-	Wisconsin	L	34-55	-21	-
1/14/1944	-/-	-/-	at Wisconsin	L	41-50	-9	-
1/15/1944	-/-	-/-	at Wisconsin	L	31-42	-11	-
2/2/1945	-/-	-/-	Wisconsin	W	50-39	+11	-
2/10/1945	-/-	-/-	at Wisconsin	L	44-55	-11	-
2/2/1946	-/-	-/-	at Wisconsin	L	57-58	-1	-
2/11/1946	-/-	-/-	Wisconsin	W	66-56	+10	-
2/10/1947	-/-	-/-	Wisconsin	L	51-52	-1	-
1/17/1948	-/-	-/-	at Wisconsin	W	43-38	+5	-
2/7/1949	-/-	-/-	Wisconsin	W	40-38	+2	-
1/14/1950	-/-	-/-	at Wisconsin	L	41-53	-12	-
1/6/1951	-/-	-/-	Wisconsin	L	52-61	-9	-
2/26/1951	-/-	-/-	at Wisconsin	W	52-50	+2	-
2/18/1952	-/-	-/-	Wisconsin	W	56-55	+1	-
2/25/1952	-/-	-/-	at Wisconsin	L	53-69	-16	-
2/14/1953	-/-	-/-	at Wisconsin	L	63-75	-12	-
2/21/1953	-/-	-/-	Wisconsin	L	52-74	-22	-
2/20/1954	-/-	-/-	at Wisconsin	L	56-77	-21	-
1/10/1955	-/-	-19	Wisconsin	W	90-63	+27	-
1/16/1956	-20	-/-	at Wisconsin	L	58-69	-11	-
2/25/1956	-/-	-/-	Wisconsin	W	78-68	+10	-
1/14/1957	-/-	-/-	Wisconsin	W	71-62	+9	-
2/11/1957	-/-	-/-	at Wisconsin	L	65-70	-5	-
1/6/1958	-/-	-/-	Wisconsin	W	70-49	+21	-
3/3/1958	/21	-/-	at Wisconsin	W	72-65	+7	-
1/12/1959	-/-	-/-	at Wisconsin	W	84-74	+10	-
2/23/1959	-/-	-/-	Wisconsin	W	87-63	+24	-
2/22/1960	-/-	-/-	Wisconsin	L	82-88	-6	-
2/27/1961	-/-	-/-	at Wisconsin	L	68-76	-8	-
2/5/1962	-/-	-/-	at Wisconsin	W	81-74	+7	-
2/17/1962	-/-	-/-	Wisconsin	W	84-65	+19	-
2/4/1963	-/-	-/-	Wisconsin	L	78-81	-3	-
3/9/1963	-/-	-/-	at Wisconsin	W	82-80	+2	-
2/22/1964	2/2	-/-	at Wisconsin	W	103-59	+44	-
3/2/1965	1/1	-/-	Wisconsin	W	98-75	+23	-
1/29/1966	-/-	-/-	Wisconsin	W	69-67	+2	-
2/12/1966	10/10	-/-	Wisconsin	W	120-102	+18	-
12/29/1966	-/-	-/-	vs. Wisconsin (1)	W	98-88	+10	-
1/10/1967	-/-	-/-	at Wisconsin	L	90-98	-8	-
3/4/1967	-/-	-/-	vs. Wisconsin (2)	L	79-80	-1	-
1/6/1968	-/-	-/-	at Wisconsin	L	75-77	-2	8,595
3/1/1969	-/-	-/-	Wisconsin	W	84-79	+5	10,989
2/14/1970	-/-	-/-	at Wisconsin	L	74-84	-10	8,333
2/28/1970	-/-	-/-	Wisconsin	L	86-90	-4	7,963
1/9/1971	-/-	-/-	at Wisconsin	W	90-89	+1	7,483



## All-Time Series with Wisconsin

Date	M-Rk	O-Rk	Site	W/L	Score	+/-	Fans
3/13/1971	-/-	-/-	Wisconsin	W	93-73	+20	11,802
3/7/1972	-/-	-/-	Wisconsin	W	93-70	+23	7,112
3/3/1973	-/-	-/-	at Wisconsin	L	79-94	-15	8,092
1/28/1974	15/20	17/16	Wisconsin	W	83-75	+8	8,232
2/25/1974	19/-	-/-	at Wisconsin	W	78-74	+4	7,684
1/27/1975	-/-	-/-	Wisconsin	W	75-73 (ot)	+2	5,328
2/24/1975	-/-	-/-	at Wisconsin	L	68-70	-2	5,235
1/8/1976	19/13	-/-	at Wisconsin	W	106-81	+25	8,860
2/2/1976	15/13	-/-	Wisconsin	W	107-86	+21	7,163
1/8/1977	5/3	-/-	Wisconsin	W	66-63	+3	13,609
1/27/1977	2/2	-/-	at Wisconsin	W	69-64	+5	7,042
1/19/1978	-/-	-/-	Wisconsin	W	83-64	+19	13,609
2/16/1978	-/-	-/-	at Wisconsin	W	68-66	+2	9,099
1/13/1979	-/-	-/-	at Wisconsin	L	66-77	-11	7,711
2/22/1979	-/-	-/-	Wisconsin	L	65-66	-1	13,009
1/31/1980	-/-	-/-	at Wisconsin	W	73-69 (ot)	+4	7,850
2/9/1980	-/-	-/-	Wisconsin	W	68-59	+9	10,341
1/31/1981	17/20	-/-	at Wisconsin	W	74-67	+7	7,746
2/7/1981	14/15	-/-	Wisconsin	W	71-64	+7	12,874
^1/7/1982	-/-	-/-	Wisconsin	(w)^	63-65	-2	8,920
3/6/1982	-/-	-/-	at Wisconsin	W	91-84	+7	5,230
1/15/1983	-/-	-/-	Wisconsin	W	62-57	+5	12,309
^3/2/1983	-/-	-/-	at Wisconsin	(w)^	70-82	-12	5,573
^1/14/1984	-/-	-/-	at Wisconsin	(w)^	64-71	-7	8,646
3/1/1984	-/-	-/-	Wisconsin	W	84-75	+9	13,109
2/2/1985	10/11	-/-	at Wisconsin	W	94-81	+13	7,106
2/28/1985	3/3	-/-	Wisconsin	W	88-68	+20	13,609
2/1/1986	9/8	-/-	Wisconsin	W	91-64	+27	13,609
2/26/1986	10/11	-/-	at Wisconsin	W	97-74	+23	7,703
1/24/1987	-/-	-/-	at Wisconsin	W	84-78	+6	9,593
2/18/1987	-/-	-/-	Wisconsin	W	77-64	+13	13,056
1/21/1988	7/8	-/-	Wisconsin	W	65-54	+11	13,459
2/11/1988	12/12	-/-	at Wisconsin	W	80-67	+13	7,496
1/21/1989	6/5	-/-	at Wisconsin	L	68-71	-3	11,174
2/25/1989	13/13	-/-	Wisconsin	W	92-70	+22	13,504
2/3/1990	4/4	-/-	at Wisconsin	W	77-63	+14	11,880
3/8/1990	13/14	-/-	Wisconsin	W	94-64	+30	13,402
1/19/1991	-/-	-/-	at Wisconsin	W	69-68 (ot)	+1	11,400
2/21/1991	-/-	-/-	Wisconsin	W	65-62	+3	10,322
1/25/1992	16/16	-/-	Wisconsin	W	98-83	+15	13,599
2/26/1992	17/16	-/-	at Wisconsin	L	78-96	-18	10,502
*1/9/1993	3/3	-/-	at Wisconsin	(w)*	98-73	+25	11,500
*2/10/1993	4/4	-/-	Wisconsin	(w)*	85-66	+19	13,398
1/29/1994	15/15	16/17	Wisconsin	W	79-75	+4	13,548
3/2/1994	3/5	-/-	at Wisconsin	L	58-71	-13	11,500
2/1/1995	-/-	-/-	Wisconsin	W	62-58	+4	13,562
2/11/1995	-/-	-/-	at Wisconsin	L	65-70	-5	11,500
*1/3/1996	21/19	/	at Wisconsin	(l)*	46-51	-5	11,859
*3/9/1996	-/-	-/-	Wisconsin	(w)*	65-51	+14	13,562
*2/6/1997	13/15	-/-	at Wisconsin	(l)*	53-58	-5	11,500
*12/31/1997	18/20	-/-	at Wisconsin	(w)*	76-63	+13	11,500
*2/28/1998	21/21	-/-	Wisconsin	(w)*	76-70	+6	12,324
*12/30/1998	-/-	19/20	Wisconsin	(w)*	59-55	+4	11,389
*2/27/1999	-/-	16/15	at Wisconsin	(w)*	51-39	+12	17,008
2/16/2000	-/-	-/-	at Wisconsin	L	59-75	-16	15,680
2/3/2001	-/-	10/16	Wisconsin	L	41-60	-19	13,509
2/2/2002	-/-	-/-	Wisconsin	W	64-53	+11	10,995
2/27/2002	-/-	-/-	at Wisconsin	L	54-74	-20	17,142
1/8/2003	-/-	-/-	Wisconsin	W	66-65	+1	8,809
2/26/2003	-/-	-/-	at Wisconsin	L	42-73	-31	17,142
1/21/2004	-/-	21/19	at Wisconsin	L	63-74	-11	17,142
2/22/2004	-/-	12/10	Wisconsin	W	71-59	+12	12,153
1/22/2005	-/-	24/23	Wisconsin	L	61-72	-11	13,751
2/16/2005	-/-	20/20	at Wisconsin	L	50-76	-26	17,142
1/28/2006	-/-	23/21	Wisconsin	W	85-76	+9	13,751
1/24/2007	-/-	2/3	at Wisconsin	L	58-71	-13	17,190
1/2/2008	-/-	25/24	Wisconsin	L	54-70	-16	8,855
1/22/2008	-/-	11/11	at Wisconsin	L	61-64	-3	17,190
3/14/2008	-/-	8/6	vs. Wisconsin (3)	L	34-51	-17	15,355
12/31/2008	23/24	-/-	Wisconsin	L	61-73	-12	11,046
3/1/2009	-/-	-/-	at Wisconsin	L	55-60	-5	17,230
1/20/2010	-/-	18/19	at Wisconsin	L	48-54	-6	17,230
2/6/2010	-/-	16/16	Wisconsin	L	44-62	-18	13,501
1/5/2011	-/-	-/-	at Wisconsin	L	50-66	-16	17,230
2/23/2011	-/-	12/12	Wisconsin	L	52-53	-1	11,023
1/8/2012	16/13	18/18	Wisconsin	W	59-41	+18	12,721
2/9/2013	3/3	-/-	at Wisconsin	L	62-65 (ot)	-3	17,249
3/15/2013	6/8	22/23	vs. Wisconsin (4)	L	59-68	-9	21,793
1/18/2014	-/-	3/3	at Wisconsin	W	77-70	+7	17,249

Date	M-Rk	O-Rk	Site	W/L	Score	+/-	Fans
2/16/2014	15/18	21/21	Wisconsin	L	62-75	-13	12,707
1/24/2015	-/-	6/5	Wisconsin	L	64-69 (ot)	-5	12,579
3/13/2015	-/-	6/5	vs. Wisconsin (4)	L	60-71	-11	17,290
2/28/2016	-/-	-/-	at Wisconsin	L	57-68	-11	17,287
1/17/2017	-/-	17/17	at Wisconsin	L	64-68	-4	17,287
2/16/2017	-/-	11/10	Wisconsin	W	64-58	+6	12,128
3/12/2017	-/-	24/23	vs. Wisconsin (5)	W	71-56	+15	12,902
2/11/2018	20/20	-/-	at Wisconsin	W	83-72	+11	17,284
1/19/2019	2/4	-/-	at Wisconsin	L	54-64	-10	17,287
2/9/2019	7/7	19/19	Wisconsin	W	61-52	+9	12,707
2/27/2020	19/22	-/-	Wisconsin	L	74-81	-7	12,707
1/12/2021	7/5	9/9	Wisconsin	W	77-54	+23	74#
2/14/2021	3/3	21/2	at Wisconsin	W	67-59	+8	0#
2/20/2022	-/-	15/16	at Wisconsin	L	63-77	-14	17,287
2/14/2023	-/-	-/-	at Wisconsin	L	59-64	-5	15,436
2/26/2023	-/-	-/-	Wisconsin	-	-	-	-

## Wisconsin Series Legend

(1) Los Angeles Classic, Los Angeles, Calif. (Pauley Pavilion)

(2) Detroit, Mich. (Cobo Arena)

(3) Big Ten Tournament, Indianapolis, Ind. (Conseco Fieldhouse)

(4) Big Ten Tournament, Chicago, Ill. (United Center)

(5) Big Ten Tournament, Washington, D.C. (Verizon Center)

\* [Michigan] NCAA sanctioned game

^ [Wisconsin] NCAA forfeited after using ineligible player

# covid-19 protocols did not allow for fans to attend game



## All-Time Series with Wisconsin

## Home || Wisconsin (59-23)

Date	M-Rk	O-Rk	W/L	Score	+/-	Fans
3/6/1920	-/-	-/-	W	23-19	+4	-
1/8/1921	-/-	-/-	L	24-27	-3	-
2/18/1922	-/-	-/-	W	18-17	+1	-
2/14/1923	-/-	-/-	L	14-18	-4	-
1/19/1925	-/-	-/-	W	14-12	+2	-
2/22/1926	-/-	-/-	W	22-13	+9	-
3/5/1928	-/-	-/-	W	42-19	+23	-
3/4/1929	-/-	-/-	W	37-22	+15	-
1/12/1931	-/-	-/-	W	23-17	+6	-
2/29/1932	-/-	-/-	W	33-13	+20	-
2/19/1934	-/-	-/-	L	26-32	-6	-
2/23/1935	-/-	-/-	L	19-33	-14	-
3/6/1937	-/-	-/-	W	41-27	+14	-
2/21/1938	-/-	-/-	W	58-29	+29	-
1/16/1939	-/-	-/-	L	39-41	-2	-
1/18/1941	-/-	-/-	L	30-40	-10	-
1/16/1943	-/-	-/-	W	38-34	+4	-
1/18/1943	-/-	-/-	L	34-55	-21	-
2/2/1945	-/-	-/-	W	50-39	+11	-
2/11/1946	-/-	-/-	W	66-56	+10	-
2/10/1947	-/-	-/-	L	51-52	-1	-
2/7/1949	-/-	-/-	W	40-38	+2	-
1/6/1951	-/-	-/-	L	52-61	-9	-
2/18/1952	-/-	-/-	W	56-55	+1	-
2/21/1953	-/-	-/-	L	52-74	-22	-
1/10/1955	-/-	-19	W	90-63	+27	-
2/25/1956	-/-	-/-	W	78-68	+10	-
1/14/1957	-/-	-/-	W	71-62	+9	-
1/6/1958	-/-	-/-	W	70-49	+21	-
2/23/1959	-/-	-/-	W	87-63	+24	-
2/22/1960	-/-	-/-	L	82-88	-6	-
2/17/1962	-/-	-/-	W	84-65	+19	-
2/4/1963	-/-	-/-	L	78-81	-3	-
3/2/1965	1/1	-/-	W	98-75	+23	-
1/29/1966	-/-	-/-	W	69-67	+2	-
2/12/1966	10/10	-/-	W	120-102	+18	-
3/1/1969	-/-	-/-	W	84-79	+5	10,989
2/28/1970	-/-	-/-	L	86-90	-4	7,963
3/13/1971	-/-	-/-	W	93-73	+20	11,802
3/7/1972	-/-	-/-	W	93-70	+23	7,112
1/28/1974	15/20	17/16	W	83-75	+8	8,232
1/27/1975	-/-	-/-	W	75-73 (ot)	+2	5,328
2/2/1976	15/13	-/-	W	107-86	+21	7,163
1/8/1977	5/3	-/-	W	66-63	+3	13,609
1/19/1978	-/-	-/-	W	83-64	+19	13,609
2/22/1979	-/-	-/-	L	65-66	-1	13,009
2/9/1980	-/-	-/-	W	68-59	+9	10,341
2/7/1981	14/15	-/-	W	71-64	+7	12,874
^1/7/1982	-/-	-/-	(w)^	63-65	-2	8,920
1/15/1983	-/-	-/-	W	62-57	+5	12,309
3/1/1984	-/-	-/-	W	84-75	+9	13,109
2/28/1985	3/3	-/-	W	88-68	+20	13,609
2/1/1986	9/8	-/-	W	91-64	+27	13,609
2/18/1987	-/-	-/-	W	77-64	+13	13,056
1/21/1988	7/8	-/-	W	65-54	+11	13,459
2/25/1989	13/13	-/-	W	92-70	+22	13,504
3/8/1990	13/14	-/-	W	94-64	+30	13,402
2/21/1991	-/-	-/-	W	65-62	+3	10,322
1/25/1992	16/16	-/-	W	98-83	+15	13,599
*2/10/1993	4/4	-/-	W	85-66	+19	13,398
1/29/1994	15/15	16/17	W	79-75	+4	13,548
2/1/1995	-/-	-/-	W	62-58	+4	13,562
*3/9/1996	-/-	-/-	W	65-51	+14	13,562
*2/28/1998	21/21	-/-	W	76-70	+6	12,324
*12/30/1998	-/-	19/20	W	59-55	+4	11,389
2/3/2001	-/-	10/16	L	41-60	-19	13,509
2/2/2002	-/-	-/-	W	64-53	+11	10,995
1/8/2003	-/-	-/-	W	66-65	+1	8,809
2/22/2004	-/-	12/10	W	71-59	+12	12,153
1/22/2005	-/-	24/23	L	61-72	-11	13,751
1/28/2006	-/-	23/21	W	85-76	+9	13,751
1/2/2008	-/-	25/24	L	54-70	-16	8,855
12/31/2008	23/24	-/-	L	61-73	-12	11,046
2/6/2010	-/-	16/16	L	44-62	-18	13,501
2/23/2011	-/-	12/12	L	52-53	-1	11,023
1/8/2012	16/13	18/18	W	59-41	+18	12,721
2/16/2014	15/18	21/21	L	62-75	-13	12,707
1/24/2015	-/-	6/5	L	64-69 (ot)	-5	12,579
2/16/2017	-/-	11/10	W	64-58	+6	12,128
2/9/2019	7/7	19/19	W	61-52	+9	12,707
2/27/2020	19/22	-/-	L	74-81	-7	12,707
1/12/2021	7/5	9/9	W	77-54	+23	74#
2/26/2023	-/-	-/-				

## Road || at Wisconsin (36-48)

Date	M-Rk	O-Rk	W/L	Score	+/-	Fans
2/14/1920	-/-	-/-	L	13-40	-27	-
1/24/1921	-/-	-/-	L	17-25	-8	-
1/14/1922	-/-	-/-	L	16-18 (ot)	-2	-
2/19/1923	-/-	-/-	L	11-16	-5	-
2/20/1925	-/-	-/-	W	27-16	+11	-
3/1/1926	-/-	-/-	W	24-23 (ot)	+1	-
1/9/1928	-/-	-/-	L	22-26	-4	-
1/7/1929	-/-	-/-	W	31-23	+8	-
2/28/1931	-/-	-/-	W	26-15	+11	-
1/9/1932	-/-	-/-	W	24-18	+6	-
1/13/1934	-/-	-/-	L	23-34	-11	-
1/14/1935	-/-	-/-	L	20-34	-14	-
1/16/1937	-/-	-/-	W	41-31	+10	-
1/17/1938	-/-	-/-	L	30-39	-9	-
1/8/1940	-/-	-/-	W	44-39	+5	-
1/19/1942	-/-	-/-	L	36-58	-22	-
1/14/1944	-/-	-/-	L	41-50	-9	-
1/15/1944	-/-	-/-	L	31-42	-11	-
2/10/1945	-/-	-/-	L	44-55	-11	-
2/2/1946	-/-	-/-	L	57-58	-1	-
1/17/1948	-/-	-/-	W	43-38	+5	-
1/14/1950	-/-	-/-	L	41-53	-12	-
2/26/1951	-/-	-/-	W	52-50	+2	-
2/25/1952	-/-	-/-	L	53-69	-16	-
2/14/1953	-/-	-/-	L	63-75	-12	-
2/20/1954	-/-	-/-	L	56-77	-21	-
1/16/1956	-/20	-/-	L	58-69	-11	-
2/11/1957	-/-	-/-	L	65-70	-5	-
3/3/1958	/21	-/-	W	72-65	+7	-
1/12/1959	-/-	-/-	W	84-74	+10	-
2/27/1961	-/-	-/-	L	68-76	-8	-
2/5/1962	-/-	-/-	W	81-74	+7	-
3/9/1963	-/-	-/-	W	82-80	+2	-
2/22/1964	2/2	-/-	W	103-59	+44	-
1/10/1967	-/-	-/-	L	90-98	-8	-
1/6/1968	-/-	-/-	L	75-77	-2	8,595
2/14/1970	-/-	-/-	L	74-84	-10	8,333
1/9/1971	-/-	-/-	W	90-89	+1	7,483
3/3/1973	-/-	-/-	L	79-94	-15	8,092
2/25/1974	19/-	-/-	W	78-74	+4	7,684
2/24/1975	-/-	-/-	L	68-70	-2	5,235
1/8/1976	19/13	-/-	W	106-81	+25	8,860
1/27/1977	2/2	-/-	W	69-64	+5	7,042
2/16/1978	-/-	-/-	W	68-66	+2	9,099
1/13/1979	-/-	-/-	L	66-77	-11	7,711
1/31/1980	-/-	-/-	W	73-69 (ot)	+4	7,850
1/31/1981	17/20	-/-	W	74-67	+7	7,746
3/6/1982	-/-	-/-	W	91-84	+7	5,230
^3/2/1983	-/-	-/-	(w)^	70-82	-12	5,573
^1/14/1984	-/-	-/-	(w)^	64-71	-7	8,646
2/2/1985	10/11	-/-	W	94-81	+13	7,106
2/26/1986	10/11	-/-	W	97-74	+23	7,703
1/24/1987	-/-	-/-	W	84-78	+6	9,593
2/11/1988	12/12	-/-	W	80-67	+13	7,496
1/21/1989	6/5	-/-	L	68-71	-3	11,174
2/3/1990	4/4	-/-	W	77-63	+14	11,880
1/19/1991	-/-	-/-	W	69-68 (ot)	+1	11,400
2/26/1992	17/16	-/-	L	78-96	-18	10,502
*1/9/1993	3/3	-/-	W	98-73	+25	11,500
3/2/1994	3/5	-/-	L	58-71	-13	11,500
2/11/1995	-/-	-/-	L	65-70	-5	11,500
*1/3/1996	21/19	/	L	46-51	-5	11,859
*2/6/1997	13/15	-/-	L	53-58	-5	11,500
*12/31/1997	18/20	-/-	W	76-63	+13	11,500
*2/27/1999	-/-	16/15	W	51-39	+12	17,008
2/16/2000	-/-	-/-	L	59-75	-16	15,680
2/27/2002	-/-	-/-	L	54-74	-20	17,142
2/26/2003	-/-	-/-	L	42-73	-31	17,142
1/21/2004	-/-	21/19	L	63-74	-11	17,142
2/16/2005	-/-	20/20	L	50-76	-26	17,142
1/24/2007	-/-	2/3	L	58-71	-13	17,190
1/22/2008	-/-	11/11	L	61-64	-3	17,190
3/1/2009	-/-	-/-	L	55-60	-5	17,230
1/20/2010	-/-	18/19	L	48-54	-6	17,230
1/5/2011	-/-	-/-	L	50-66	-16	17,230
2/9/2013	3/3	-/-	L	62-65 (ot)	-3	17,249
1/18/2014	-/-	3/3	W	77-70	+7	17,249
2/28/2016	-/-	-/-	L	57-68	-11	17,287
1/17/2017	-/-	17/17	L	64-68	-4	17,287
2/11/2018	20/20	-/-	W	83-72	+11	17,284
1/19/2019	2/4	-/-	L	54-64	-10	17,287
2/14/2021	3/3	21/2	W	67-59	+8	0#
2/20/2022	-/-	15/16	L	63-77	-14	17,287
2/14/2023	-/-	-/-	L	59-64	-5	15,436

## Neutral || vs. Wisconsin (2-4)

Date	M-Rk	O-Rk	W/L	Score	+/-	Fans
12/29/1966	-/-	-/-	W (1)	98-88	+10	-
3/4/1967	-/-	-/-	L (2)	79-80	-1	-
3/14/2008	-/-	8/6	L (3)	34-51	+17	15,355
3/15/2013	6/8	22/23	L (4)	59-68	-9	21,793
3/13/2015	-/-	6/5	L (4)	60-71	-11	17,290
3/12/2017	-/-	24/23	W (5)	71-56	+15	12,902

## Overtime || Wisconsin (4-3)

Date	M-Rk	O-Rk	W/L	Score	OT	Fans
1/14/1922	-/-	-/-	L (A)	16-18 (-2)	ot	-
3/1/1926	-/-	-/-	W (A)	24-23 (+1)	ot	-
1/27/1975	-/-	-/-	W (H)	75-73 (+2)	ot	5,328
1/31/1980	-/-	-/-	W (A)	73-69 (+4)	ot	7,850
1/19/1991	-/-	-/-	W (A)	69-68 (+1)	ot	11,400
2/9/2013	3/3	-/-	L (A)	62-65 (-3)	ot	17,249
1/24/2015	-/-	6/5	L (H)	64-69 (-5)	ot	12,579

## [Michigan] NCAA Sanctioned (7-2\*)

Date	M-Rk	O-Rk	W/L	Score	+/-	Fans
1/9/1993	3/3	-/-	W (A)	98-73	+25	11,500
2/10/1993	4/4	-/-	W (H)	85-66	+19	13,398
1/3/1996	21/19	-/-	L (A)	46-51	-5	11,859
3/9/1996	-/-	-/-	W (H)	65-51	+14	13,562
2/6/1997	13/15	-/-	L (A)	53-58	-5	11,500
12/31/1997	18/20	-/-	W (A)	76-63	+13	11,500
2/28/1998	21/21	-/-	W (H)	76-70	+6	12,324
12/30/1998	-/-	19/20	W (H)	59-55	+4	11,389
2/27/1999	-/-	16/15	W (A)	51-39	+12	17,008