



WISCONSIN BASKETBALL

26 NCAA TOURNAMENT APPEARANCES ■ 4 FINAL FOURS ■ 23 BIG TEN CHAMPIONSHIPS ■ 22 CONSENSUS ALL-AMERICANS

WISCONSIN BADGERS

15-10, 7-8 BIG TEN



Rankings (AP/Coaches): --/--

Head Coach: Greg Gard

Record at Wisconsin: 159-88 (8th Season)

Overall Record: 159-88 (8th Season)

VS.

RUTGERS SCARLET KNIGHTS

16-10, 8-7 BIG TEN



Rankings (AP/Coaches): --/--

Head Coach: Steve Pikiell

Record at RU: 114-101 (7th season)

Overall Record: 311-275 (19th season)


SATURDAY, FEB. 18 ■ 11 AM (CT) ■ MADISON, WIS. ■ KOHL CENTER ■ BIG TEN NETWORK

WISCONSIN CONTINUES HOMESTAND FACING RUTGERS

- In its 2nd of a 3-game homestand, Wisconsin hosts Rutgers on Saturday. The Badgers are 7-4 against the Scarlet Knights since they joined the Big Ten (5-1 in Madison). Tip-off is at 11 a.m. (CT) on BTN.
- Up next, the Badgers host Iowa on Wednesday. UW is 5-2 in its last 7 home games vs. the Hawkeyes. Tip is scheduled for 8 p.m. (CT) on BTN.

FAST BREAK FACTS

- Wisconsin is 15-5, including 7-3 in the Big Ten with its full strength starting lineup. On the contrary, the Badgers are 0-5 this season when missing one of their starters due to injury.
 - UW went 0-3 without leading scorer, Tyler Wahl, in the lineup and dropped 2 games without starter Max Klesmit.
- The Badgers have played the 10th-toughest schedule in the NCAA according to ESPN. They have posted 5 Quad wins and a record of 9-10 in Quad 1/2 games, with zero losses outside the top two quadrants.
- The Badgers have played 15 games this season decided by 5 points or less (4 in overtime), holding a 10-5 record in those contests.
 - UW is now 22-8 in games decided by 5 or fewer points over the last 2 seasons.
- Wisconsin ranks 4th in the B1G in 3FG% (36.1%). That percentage would signify the Badgers' best since the 2013-14 season. (pg 5)
 - The Badgers also rank 2nd in the conference this season making 8.4 3FGs/game.
 - UW is 9-2 this year (73-11 all-time under Gard) when shooting at least 40.0% from 3FG.
- Head coach **Greg Gard** ranks 4th on UW's all-time wins list, trailing only Hall of Famers Walter Meanwell, Bud Foster & Bo Ryan. (pg 4)
 - The 2022 Big Ten Coach of the Year and a Naismith National Coach of the Year finalist, Gard has led the Badgers to Big Ten titles in 2 of the last 3 seasons, plus 5 of the 6 NCAA tournaments during his tenure.
- UW is tied for the nation lead averaging 8.8 turnovers per game and have had single-digits TOs in 13 of the last 14 games. (pg 5)
- Wisconsin is allowing 63.4 ppg and is 10-1 when holding foes to 60 or fewer points. (pg 7)
- Point guard **Chuckie Hepburn** leads UW averaging 12.7 ppg with a 1.9 assist-to-turnover ratio. Defensively, he ranks 4th in the Big Ten averaging 1.7 steals per game. (pg 5)
 - Ranks 2nd in the Big Ten shooting 44.6% 3FG (min. 25 3FGs) - up from 34.8% 3FG last year.
- **Steven Crowl** posted his 3rd double-double of the season vs. Michigan. In Big Ten play, Crowl is averaging 12.1 ppg and 7.5 rpg. (pg 6)
 - Overall, Crowl is 2nd on the Badgers averaging 2.7 apg and the nation's only player 6-11 or taller averaging over 2.5 apg.
- **Connor Essegian** is establishing himself as one of the Big Ten's best freshmen, scoring 12.9 ppg during B1G play. On the season, he ranks 7th in the conference shooting 42.3% from 3-point range (min. 25 3FGs). (pg 6)
 - Essegian is 3 triples away from breaking the UW freshman 3FG record (Davison - 60, 2018).
- Senior **Tyler Wahl** ranks 4th for UW in points (11.5 ppg), 2nd in rebounds (5.8 rpg), 3rd in assists and 3rd in steals. (pg 7)
- This year marks the 125th season of Wisconsin men's basketball. On Saturday, UW welcomes back **Johnny Davis** (2021-22) as honorary captain for the game. (pg 7)
- Wisconsin is also celebrating the 25th year of the Kohl Center, owning an all-time record of 343-65 (.840) all-time in the building. (pg 9)



Over the last five games, freshman **Connor Essegian** is averaging a team-high **17.2 points per game**, making **3.2 triples per game (40% 3FG)**.

WISCONSIN'S POTENTIAL STARTERS

No.	Name	Pts.	Reb.	Ast.	Of Note
3	CONNOR ESSEGIAN	11.8	3.5	0.8	Shooting 42.3% 3FG (58-137), averaging 2.3 triples per game
5	TYLER WAHL	11.5	5.8	2.4	Preseason All-Big Ten pick; 2023 Julius Erving Award Watch
11	MAX KLESMIT	7.5	2.5	1.3	Since returning from injury: 9.5 points per game (39.2% FG)
22	STEVEN CROWL	11.8	7.2	2.8	4th career double-double vs. Michigan: 11 pts, 12 reb, 6 ast
23	CHUCKY HEPBURN	12.7	3.0	2.9	44.6% 3FGs (54-121) with a 1.92 assist-to-turnover ratio

2022-23 SCHEDULE

Nov. 7 **SOUTH DAKOTA** **W, 85-59**

BREW CITY BATTLE (Milwaukee, Wis.)

Nov. 11 vs. Stanford **W, 60-50**

Nov. 15 **GREEN BAY** **W, 56-45**

BATTLE 4 ATLANTIS (Paradise Island, Bahamas)

Nov. 23 vs. Dayton **W, 43-42**

Nov. 24 vs. Kansas [3] **L, 68-69 (ot)**

Nov. 25 vs. USC **W, 64-59**

Nov. 29 **WAKE FOREST** **L, 75-78**

Dec. 3 at Marquette **W, 80-77 (ot)**

Dec. 6 **MARYLAND [13]** **W, 64-59**

Dec. 11 at Iowa **W, 78-75 (ot)**

Dec. 15 **LEHIGH** **W, 78-56**

~~Dec. 23 GRAMBLING STATE canceled~~

Dec. 30 **WESTERN MICHIGAN** **W, 76-66**

Jan. 3 **MINNESOTA** **W, 63-60**

Jan. 7 at Illinois **L, 69-79**

Jan. 10 **MICHIGAN STATE** **L, 65-69**

Jan. 14 at Indiana **L, 45-63**

Jan. 17 **PENN STATE** **W, 63-60**

Jan. 23 at Northwestern **L, 63-66**

Jan. 25 at Maryland **L, 55-73**

Jan. 28 **ILLINOIS** **L, 51-61**

Feb. 2 at Ohio State **W, 65-60**

Feb. 5 **NORTHWESTERN** **L, 52-54**

Feb. 8 at Penn State **W, 79-74 (ot)**

Feb. 11 at Nebraska **L, 63-73 (ot)**

Feb. 14 **MICHIGAN** **W, 64-59**

Feb. 18 **RUTGERS** **11 AM**

Feb. 22 **IOWA** **8 PM**

Feb. 26 at Michigan **1 PM**

March 2 **PURDUE [3]** **8 PM**

March 5 at Minnesota **6:30 PM**

BIG TEN TOURNAMENT - Chicago, Ill.

Mar. 8-12 at United Center

NCAA TOURNAMENT

Mar. 16-19 Rounds 1-2

Mar. 23-26 Sweet 16 / Elite 8

April 1-3 Final Four / Championship
Houston, Texas

All times listed Central Standard Time

^ Big Ten/ACC Challenge

Home games in **BOLD CAPS**

FOLLOW THE #BADGERS

TV: BIG TEN NETWORK

FOX Sports App | foxsports.com/live

■ Play-by-Play: Dave Revsine

■ Analyst: Stephen Bardo

RADIO: BADGER SPORTS NETWORK

App: iHeartRadio | Sirius Satellite: SiriusXM 135

■ Play-by-Play: Matt Lepay

■ Analyst: Mike Lucas

SOCIAL MEDIA: #ONWISCONSIN

■ Twitter: @BadgerMBB

■ TikTok: badger_mbb

■ Instagram: badgermbb

■ Facebook: /WisconsinMensBasketball

■ YouTube: /WisconsinBadgers

BASKETBALL COMMUNICATIONS**GENERAL INFORMATION**

- Address: 1440 Monroe Street, Madison, WI 53711
- Website: UWBadgers.com
- Press Box Phone: (608) 262-7766

BRANDON HARRISON
 ASSISTANT DIRECTOR OF BRAND
 COMMUNICATIONS (PRIMARY)

- Phone: (608) 279-8653
- Email: bah@athletics.wisc.edu
- Twitter: @BrandonHarrison


PATRICK HERB
 DIRECTOR OF COMMUNICATIONS
 AND BRAND STRATEGY (SECONDARY)

- Phone: (608) 957-2085
- Email: pah@athletics.wisc.edu
- Twitter: @PatrickHerb

**MEDIA RESOURCES****CREDENTIAL APPLICATIONS**

- www.sportssystems.com/Wisconsin

BIG TEN MEDIA EMAIL LIST

- office.bigten.org/media

WISCONSIN BASKETBALL RECORD BOOK

- go.wisc.edu/MBBRecordBook

WIRELESS INTERNET ACCESS (KOHL CENTER)

- BadgerWiFi (connect and register with email address)

LIVE STATS - STATBROADCAST (KOHL CENTER)

- Wisconsin.StatBroadcast.com (password: buckybadger)

OFFICIAL SOCIAL MEDIA CHANNELS

- Twitter: @BadgerMBB
- TikTok: @badger_mbb
- Instagram: @badgermbb
- Facebook: /WisconsinMensBasketball
- YouTube: /WisconsinBadgers

RADIO

Radio Station: WIBA (1310 AM)

Play-by-Play Announcer: Matt Lepay


Address: P.O. Box 99
Madison, WI 53701
Phone: 608-274-5450

Color Analyst: Mike Lucas

Address: 1440 Monroe St.
Madison, WI 53711
Phone: 608-252-6474

Credentials: 2022-23 men's basketball credentials must be requested online: www.sportssystems.com/Wisconsin


Contact Brandon Harrison with questions (608-279-8653). Approved credentials will be either mailed or made available at the Brand Communications Office or with the parking attendant (white vehicle) at the entrance to Lot 46 on Frances Street, one block north of the Kohl Center



0 JAHCOBI NEATH
G, Sr., 6-4, 190
Toronto, Ontario



2 JORDAN DAVIS
G, Jr., 6-4, 200
La Crosse, Wis.




3 CONNOR ESSEGIAN
G, Fr., 6-4, 185
Fort Wayne, Ind.



4 KAMARI MCGEE
G, So., 6-0, 180
Racine, Wis.



5 TYLER WAHL
F, Sr., 6-9, 225
Lakeville, Minn.




10 ISAAC LINDSEY
G, So., 6-4, 185
Mineral Point, Wis.



11 MAX KLESMIT
G, Jr., 6-3, 200
Neenah, Wis.



12 LUKE HAERTLE
G, Fr., 6-3, 215
Hartland, Wis.




13 JUSTIN TAPHORN
G, Jr., 6-5, 215
Pekin, Ill.



14 CARTER GILMORE
F, Jr., 6-7, 225
Hartland, Wis.



15 ISAAC GARD
G, Fr., 6-2, 165
Oregon, Wis.



21 CHRIS HODGES
F, R-Fr., 6-9, 245
Schaumburg, Ill.



22 STEVEN CROWL
F, Jr., 7-0, 245
Eagan, Minn.



23 CHUCKY HEPBURN
G, So., 6-2, 205
Omaha, Neb.



30 ROSS CANDELINO
G, Fr., 6-5, 185
Jacksonville, Fla.



35 MARKUS ILVER
F, So., 6-8, 215
Tallinn, Estonia



GREG GARD
Head Coach
8th season at UW



JOE KRABBENHOFT
Associate Head Coach
7th season at UW



DEAN OLIVER
Assistant Coach
6th season at UW



SHARIF CHAMBLISS
Assistant Coach
2nd season at UW

WISCONSIN BADGERS	POS	HT	WT	YR/ELIG	HOMETOWN (HS/LAST SCHOOL)	PRONUNCIATION
0 Jahcobi Neath*	G	6-4	190	Sr./Sr.	Toronto, Ontario (Wake Forest)	Juh-KOBE KNEE-th
2 Jordan Davis**	G	6-4	200	Jr./Jr.	La Crosse, Wis. (Central)	
3 Connor Essegian	G	6-4	185	Fr./Fr.	Fort Wayne, Ind. (Central Noble)	eh-SEE-jin
4 Kamari McGee	G	6-0	180	So./So.	Racine, Wis. (Racine St. Catherine's)	cuh-MAR-ee
5 Tyler Wahl***	F	6-9	225	Sr./Sr.	Lakeville, Minn. (North)	WALL
10 Isaac Lindsey*	G	6-4	185	Jr./So.	Mineral Point, Wis. (UNLV)	LIN-zee
11 Max Klesmit	G	6-3	200	Jr./Jr.	Neenah, Wis. (Neenah)	KLEZ-mitt
12 Luke Haertle	G	6-3	215	Fr./Fr.	Hartland, Wis. (Lake Country Lutheran)	(rhymes with hurdle)
13 Justin Taphorn**	G	6-5	215	Jr./Jr.	Pekin, Ill. (Pekin)	
14 Carter Gilmore**	F	6-7	225	Jr./Jr.	Hartland, Wis. (Arrowhead)	
15 Isaac Gard	G	6-2	165	So./Fr.	Oregon, Wis. (Oregon)	
21 Chris Hodges	F	6-9	245	So./Fr.	Schaumburg, Ill. (Schaumburg)	
22 Steven Crowl**	F	7-0	245	Jr./Jr.	Eagan, Minn. (Eastview)	(rhymes with growl)
23 Chucky Hepburn*	G	6-2	205	So./So.	Omaha, Neb. (Bellevue West)	
30 Ross Candelino	G	6-5	185	Fr./Fr.	Jacksonville, Fla. (Ponte Vedra)	
35 Markus Ilver*	F	6-8	215	So./So.	Tallinn, Estonia (Western Reserve Academy)	ILL-ver

CHARTING THE BADGERS

CAREER GAMES PLAYED

	Games	Starts	Cons. Starts
Tyler Wahl	116	75	9
Jahcobi Neath	76	10	0
(UW total)	26	1	0
Max Klesmit	73	56	6
(UW total)	23	23	6
Steven Crowl	70	58	58
Jordan Davis	66	18	0
Chucky Hepburn	58	58	58
Carter Gilmore	56	3	0
Kamari McGee	51	22	0
(UW total)	20	0	0
Connor Essegian	25	8	8
Markus Ilver	24	0	0
Isaac Lindsey	23	0	0
Justin Taphorn	12	0	0
Chris Hodges	11	0	0
Ross Candelino	3	0	0
Isaac Gard	3	0	0

DOUBLE-DIGIT POINTS

	Career	'22-23	Cons.
Max Klesmit	40 (24-16)	8 (4-4)	2
(UW total)	8 (4-4)	8 (4-4)	2
Tyler Wahl	37 (28-9)	13 (9-4)	0
Chucky Hepburn	30 (23-7)	18 (12-6)	0
Steven Crowl	27 (22-5)	14 (10-4)	1
Connor Essegian	18 (11-7)	18 (11-7)	5
Kamari McGee	16 (2-14)	0 (0-0)	0
(UW total)	0 (0-0)	0 (0-0)	0
Jordan Davis	4 (3-1)	4 (3-1)	0

20-POINT SCORING GAMES

	Career	'22-23	Cons.
Max Klesmit	7 (4-3)	0 (0-0)	0
(UW total)	0 (0-0)	0 (0-0)	0
Tyler Wahl	5 (3-2)	2 (1-1)	0
Kamari McGee	5 (0-5)	0 (0-0)	0
Steven Crowl	5 (4-1)	3 (2-1)	0
Chucky Hepburn	2 (0-2)	2 (0-2)	0
Connor Essegian	1 (1-0)	1 (1-0)	1

30-POINT SCORING GAMES

	Career	'22-23	Cons.
No Active Players	--	-	-

DOUBLE-DIGIT REBOUNDS

	Career	'22-23	Cons.
Tyler Wahl	9 (6-3)	2 (1-1)	0
Steven Crowl	5 (4-1)	4 (3-1)	1
Connor Essegian	1 (0-1)	1 (0-1)	0

DOUBLE-DIGIT ASSISTS

	Career	'21-22	Cons.
No Active Players	--	--	--

DOUBLE-DOUBLES

	Career	'22-23	Cons.
Tyler Wahl	6 (4-2)	2 (1-1)	0
Steven Crowl	4 (3-1)	3 (2-1)	1
Connor Essegian	1 (0-1)	1 (0-1)	0

ALL-TIME VS. RUTGERS

Saturday's game marks the 15th-ever meeting between Wisconsin and Rutgers in a series that began in 1949. The Badgers are 10-4 all-time against the Scarlet Knights.

- The Badgers are 7-4 against Rutgers since the Scarlet Knights joined the Big Ten in 2014-15. Greg Gard has gone 7-3 against RU.
- Saturday marks the lone regular-season meeting between the two schools this season.
- Wisconsin is 5-1 vs. RU all-time in Madison, as the Scarlet Knights earned their first win at the Kohl Center last season, 73-65, on Feb. 26, 2022.
- All-time, Rutgers has topped 70 points just 3 times against Wisconsin, but all have come in 3 of the last 5 games.
- A total of 4 Badgers have seen significant minutes against Rutgers, lead by **Tyler Wahl** who scored a career-high 23 points the last time RU came to Madison.

Current Badgers vs. Rutgers

Team	GM	PPG	RPG	APG	MPG
Crowl	2	9.5	3.5	2.0	28.5
Wahl	5	8.8	4.6	1.0	25.0
Hepburn	2	10.0	1.0	4.0	34.0
Davis	1	0.0	1.0	0.0	11.0

LAST TIME OUT

WISCONSIN 64, MICHIGAN 59

Feb. 14 | Kohl Center | Madison, Wis.

- Wisconsin won its second-straight meeting with Michigan and earned a quality Quad 2 victory, defeating the Wolverines, 64-59, on Tuesday.
- The game featured 12 lead changes before the Badgers took the lead for good with 18:13 left in the second half. UW would build its lead to 12 (54-42) before holding on late.
- UW went 9-for-10 at the free throw line in the final 4 minutes. Michigan went 2-for-6 with a turnover during that span.
- Overall, the Badgers shot 14-for-18 from the foul line, marking the team's most made FTs since making 17 vs. Maryland on Dec. 6, 2022.
- The Badgers improved to 10-1 on the season when holding opponents to 60 or fewer points.
- UW played its 15th game that was decided by 5 or fewer points, going 10-5 in those contests.
- Wisconsin grabbed 15 offensive rebounds, its highest total in Big Ten play this season and most in a Big Ten game since grabbing 15 in an 87-78 win over Iowa on Jan. 6, 2022.
- **Connor Essegian** scored a career-high 23 points, tallying double figures for the 5th straight game and 18th time this season.
- **Steven Crowl** posted his 4th-career double-double, scoring 11 points and matching his career high with 12 rebounds. Crowl also dished out a team-high 6 assists.
- **Max Klesmit** posted 10 points (2-3 3FGs). **Tyler Wahl** finished with 6 points and 9 rebounds (5 O-REB). **Kamari McGee** posted a season-high 6 points in a season-high 13:42 of action.

HISTORY VS. RUTGERS

- Overall: WIS leads, 10-4
- In Madison: WIS leads, 5-1
- Gard vs. Rutgers: 7-3
- Active Streak: WIS won 1



ALL-TIME MEETINGS (UW leads 10-4)

Date	Result	Score	Location
12/28/49	W	68-55	Iowa City
11/29/03	W	55-43	Madison
12/4/04	W	70-62	Piscataway
1/11/15	L	62-67	Piscataway
1/2/16	W	79-57	Madison
12/27/16	W	72-52	Madison
1/28/17	W	61-54+	New York
1/5/18	L	60-64	Piscataway
12/3/18	W	69-64	Madison
12/11/19	L	65-72	Piscataway
2/23/20	W	79-71	Madison
1/15/21	W	60-54	Piscataway
2/12/22	L	65-73	Madison
2/26/22	W	66-61	Piscataway

+ - overtime

LAST MEETING

#13 WISCONSIN 66, RUTGERS 61

Feb. 26, 2022 | Jersey Mike's Arena | Piscataway, N.J.

- Wisconsin became just the second Big Ten team to win at Rutgers last season with a 66-61 victory on Feb. 26, 2022.
- The Badgers trailed 55-54 with just under 6:00 remaining when Johnny Davis scored on a driving layup to regain a lead UW would never relinquish.
- RU had more rebounds and a better FG percentage, but Wisconsin went 9-for-20 from 3-point range, compared to 4-for-17 for Rutgers.
- Johnny Davis finished with 19 points and 8 rebounds and leads all major conference players averaging 22.4 ppg away from home.
- Tyler Wahl notched 11 points and 9 rebounds.
- Brad Davison finished with 14 points (4-8 3FGs), 4 rebounds, 2 assists and 2 steals.
- Freshman G Chucky Hepburn finished with 13 points, 5 assists and 2 steals.

CHARTING THE BADGERS		
LED UW IN SCORING		
	2022-23	Career
Chuckie Hepburn	9 (4-5)	9 (4-5)
Steven Crowl	5 (4-1)	9 (8-1)
Tyler Wahl	4 (3-1)	8 (6-2)
Connor Essegian	5 (3-2)	5 (3-2)
Jordan Davis	2 (1-1)	2 (1-1)
LED UW IN REBOUNDED		
	2022-23	Career
Tyler Wahl	8 (6-2)	26 (18-8)
Steven Crowl	13 (8-5)	18 (12-6)
Jordan Davis	4 (3-1)	3 (2-1)
Connor Essegian	2 (0-2)	2 (0-2)
Isaac Lindsey	1 (0-1)	1 (0-1)
Jahcobi Neath	0 (0-0)	1 (1-0)
Max Klesmit	1 (0-1)	1 (0-1)
LED UW IN ASSISTS		
	2022-23	Career
Chuckie Hepburn	12 (7-5)	29 (19-10)
Tyler Wahl	6 (4-2)	19 (16-3)
Steven Crowl	9 (6-3)	16 (11-5)
Connor Essegian	1 (1-0)	1 (1-0)
Jahcobi Neath	0 (0-0)	1 (1-0)
Carter Gilmore	1 (0-1)	1 (0-1)
Max Klesmit	1 (0-1)	1 (0-1)
LED UW IN MINUTES		
	2022-23	Career
Chuckie Hepburn	10 (6-4)	11 (7-4)
Tyler Wahl	5 (5-0)	11 (8-3)
Max Klesmit	6 (4-2)	6 (4-2)
Steven Crowl	3 (1-2)	3 (1-2)
Connor Essegian	3 (1-2)	3 (1-2)
Jordan Davis	1 (0-1)	1 (0-1)
Carter Gilmore	1 (0-1)	1 (0-1)
Record in those contests in parentheses		
2022-23 LINEUP RECORD		
Hepburn, Davis, Klesmit, Wahl, Crowl	11-2	
Hepburn, Essegian, Klesmit, Wahl, Crowl	4-3	
Hepburn, Davis, Klesmit, Gilmore, Crowl	0-3	
Hepburn, Essegian, Davis, Wahl, Crowl	0-2	
ACTIVE WIN/LOSS STREAKS		
Overall	Won 1	
Vs. Unranked teams (AP)	Won 1	
Vs. Ranked teams (AP)	Won 1	
At Home	Won 1	
At Home vs. Big Ten	Won 1	
At Home vs. ranked Big Ten	Won 2	
At Home vs. unranked Big Ten	Won 1	
At Home vs. non-conference	Won 2	
At Home vs. ranked opp.	Won 2	
On Road	Lost 1	
On Road vs. Big Ten	Lost 1	
On Road vs. ranked opp.	Won 1	
On Road vs. unranked opp.	Lost 1	
Neutral	Won 1	
Neutral vs. ranked opp.	Lost 1	
Neutral vs. unranked opp.	Won 3	

QUALITY WINS

A participant in 22 of the last 23 NCAA tournaments, Wisconsin is yet again building a resume for a postseason berth.

- Wisconsin is 15-5 overall and 7-3 in Big Ten play at full strength, with 3 of its Big Ten losses coming without leading scorer Tyler Wahl and 2 coming without starter Max Klesmit.
- To understand the importance of Wahl to the Badgers' lineup, see page 6.
- Wisconsin has played the 10th-toughest schedule in the NCAA according to ESPN.
- The Badgers have 5 Quad 1 wins and a record of 9-10 in Quad 1/2 games, with zero losses outside of the top two quadrants.
- Only 14 teams in the nation have more Quad 1 wins than Wisconsin and only 11 have more Quad 1/2 wins.
- Purdue (13) and Iowa (10) are the only Big Ten teams with more Quad 1/2 wins than Wisconsin.

Most Quad 1/2 Wins, Big Ten

Team	Q1	Q2	Quad 1/2
Purdue	9-3	4-0	13-3
Iowa	7-6	3-1	10-7
Northwestern	7-4	2-3	9-7
Michigan State	6-7	3-1	9-8
Wisconsin	5-6	4-4	9-10
Indiana	5-7	3-1	8-8
Rutgers	4-6	3-2	7-8
Illinois	3-7	4-1	7-8

- Wisconsin is 7-6 away from home this season, including 4 true road wins.
- UW is the only team to win at Marquette and 1 of just 2 teams to win at Iowa and PSU.
- Purdue (11) is the only Big Ten team with more road/neutral wins than Wisconsin (7).
- Over the last 2 seasons, UW is 13-7 in true road games, joining only Miami (16), UCLA (15), Arizona (14) and Virginia (13) as the only major conference schools with at least 13 road wins over the last 2 seasons.

GARD'S GUIDANCE

Now in his 8th season as head coach, **Greg Gard** has led the Badgers to Big Ten titles in two of the last three seasons and kept the program winning at a high level. In fact, Gard's resume stacks up among the Big Ten's best of the last 40 years.

- Gard ranks 4th in Wisconsin history with 159 career wins, trailing only Hall of Famers Walter Meanwell, Bud Foster and Bo Ryan.
- Gard's .644 win percentage ranks as the 3rd-highest in Wisconsin history.

Best Win Pct, Wisconsin Coaches (min. 50 wins)

Coach (School, Years)	Record	Pct.
1. Bo Ryan (2002-15)	364-130	.737
2. Walter Meanwell (1912-17, '21-34)	246-99	.712
3. Greg Gard (2016-present)	159-88	.644
4. Dick Bennett (1996-2000)	94-68	.580
5. Bud Foster (1935-59)	265-267	.498

■ With a conference record of 91-58, Gard's .611 win percentage is tied 7th among Big Ten coaches of the last 40 years (since 1980).

Best Win Pct, B1G Coaches w/ 50+ Wins (since 1980)		
Coach (School, Years)	Record	Pct.
1. Bo Ryan, WIS (2002-15)	172-68	.717
2. Bob Knight, IND (1972-2000)	353-151	.700
3. Tom Izzo, MSU (1995-)	330-158	.676
4. Thad Matta, OSU (2005-17)	150-78	.658
5. Mark Turgeon, MD (2015-21)	90-50	.643
6. Matt Painter, PUR (2005-)	206-118	.636
7. Gene Keady, PUR (1981-05)	265-169	.611
Greg Gard, WIS (2016-)	90-58	.611

(through games played Feb. 15, 2023)

■ Gard recently passed Bruce Webber for 29th place on the Big Ten's all-time wins list, and is now 1 shy of Iowa's Lute Olson (1975-83) and Purdue's Ray Eddy (1951-65) for 27th.

Big Ten Career Wins List		
Coach (School, Years)	Record	Pct.
27. Ray Eddy (PUR, 1951-65)	92-122	.430
Lute Olson (IOWA, 1975-83)	92-70	.568
29. Greg Gard (WIS, 2015-)	91-58	.611
30. Bruce Weber (ILL, 2004-12)	89-65	.578
31. Doug Mills (ILL, 1937-47)	88-47	.652
32. O.B. Cowles (MINN, 1948-59)	86-68	.558

WINS ADD UP UNDER GARD

■ With a record of 25-8 (.758) last season, UW posted its best win percentage of the Greg Gard era and equaled the 8th-most wins in school history.

■ In all, Gard led teams to 4 of the top 18 winningest seasons in program history:

Wisconsin Record Book, Single-Season Wins					
1.	36	2014-15	11.	24	2002-03
2.	31	2007-08		24	2009-10
3.	30	2006-07	13.	23	2018-19
	30	2013-14		23	2012-12
5.	27	2016-17	15.	22	2015-16
6.	26	2011-12		22	1998-99
7.	25	2004-05		22	1999-00
8.	25	2021-22	18.	21	2019-20
	25	2010-11			
	25	2003-04			

■ Including wins at No. 3 Purdue and over No. 8 Purdue last season, Gard has led UW to 10 top-10 wins, including 6 away from home.

■ UW went 15-5 in the Big Ten last season, posting the most conference wins in the Gard era. The Badgers won 15 Big Ten games for just the 3rd time in program history. Overall, UW has won 14+ games just 5 times, and Gard-led teams are responsible for 3 of those seasons.

Wisconsin Record Book, Big Ten Wins		
Record	Pct.	Season
1. 16-2	.889	2007-08
16-2	.889	2014-15
3. 15-5	.750	2021-22
4. 14-6	.700	2018-19
14-6	.700	2019-20

■ Wisconsin won at least 14 Big Ten games for the 3rd time in the last 4 seasons, the only team that can make that claim.

BETTER BEHIND THE ARC

Last season, the Badgers won the Big Ten despite shooting a conference-low 30.6% from 3-point range. So far this season, Wisconsin has seen incredible improvement in that area.

- Wisconsin ranks 4th in the Big Ten shooting 36.1% (211-for-585) from beyond the arc.
 - UW is 9-2 this season (73-11 under Gard) when shooting at least 40.0% from 3FG.
- UW is averaging 8.4 made 3FGs per game, which ranks 2nd in the Big Ten this season.
- The Badgers have made 12+ triples in a game 4 times this season. UW hit 12+ triples in a game just once all of last season.
- **Chucky Hepburn** and **Connor Essegian** rank 2nd and 3rd, respectively, in the Big Ten this season in 3-point shooting percentage - among players averaging at least 2.0 made 3FGs/game.
 - Hepburn is shooting 44.6% (54-for-121) 3FG, while Essegian is at 42.3% (58-for-137) 3FG.
- UW hasn't had a player shoot 45.0% or better from 3FG (min. 55 attempts) since Josh Gasser posted a mark of 45.2% (42-93) in 2012.
- Essegian (.423) is looking to set the Wisconsin freshman record for 3FG%, which was set by Tim Locum in 1998 (.441, 41-93).

CHUCKY AT THE POINT

"He's one of the elite point guards in the entire country." - Illinois head coach Brad Underwood

- A Big Ten All-Freshman honoree last year, point guard **Chucky Hepburn** continues to elevate his game in his sophomore season.
- Over the last 5 games, Hepburn is averaging 14.4 points per game, shooting 36.4% 3FG and averaging 2.4 triples per game.
- This season, Hepburn is at 44.6% (54-121) from 3FG, up from 34.8% 3FG last season.
 - Hepburn's 44.6% 3FG shooting ranks 2nd in the Big Ten this year (min. 2.0 3FGs/gm).
 - Hepburn is averaging 2.2 made 3FGs per game, which ranks top 5 in the Big Ten this season.
- A 2023 Preseason All-Big Ten pick, Hepburn has scored in double figures in 18 of 25 games this season, and 30 times total in his career.
 - UW is 22-8 when Hepburn scores dbl figures
- Defensively, Hepburn ranks 4th in the Big Ten averaging 1.7 steals per game.
 - Last season, Hepburn played all 33 games and recorded 36 steals. He has already surpassed that steal total this season with 42 in 25 games.
- Hepburn's 1.95 career assist-to-turnover ratio would rank as one of the best in school history:

Wisconsin Career Assist-to-Turnover Ratio Leaders		
Ratio (Ast-TO)	Name	Years
1. 3.01 (464-154)	Jordan Taylor	2009-12
2. 2.57 (344-134)	Mike Kelley	1998-01
3. 2.25 (284-126)	Josh Gasser	2011-15
4. 2.11 (430-204)	D'Mitrik Trice	2017-21
5. 2.08 (250-120)	Travon Davis	1999-02
6. 1.95 (150-77)	Chucky Hepburn	2022-23

INSTANT OFFENSE ESSEGIAN

Freshman **Connor Essegian** is making his case as one of the best freshmen in the Big Ten, as well as one of the best sharp shooters in the country.

- In his first season at UW, Essegian is averaging 11.8 ppg while shooting 42.3% from 3FG.
 - Among Big Ten freshmen, Essegian ranks 5th in the league for scoring this season:

Most Points, Big Ten, Freshmen		
Name (School)	PPG	
1. Brice Sensabaugh (OSU)	16.4	
2. Jett Howard (MICH)	14.6	
5. Jalen Hood-Schifino (IND)	12.6	
4. Fletcher Loyer (PUR)	12.2	
5. Connor Essegian (WIS)	11.8	

- Over the last 5 games, Essegian is averaging a team-best 17.2 points per game, shooting 40% from 3FG and averaging 3.2 triples per game.
- Essegian has either led UW or been the team's second-leading scorer in 6 of the last 7 games.
- The Ft. Wayne, Indiana native has scored in double figures in 18 of the last 22 games.
- He's made multiple 3s in 21 of 25 games.
- Essegian has increased his production away from home, scoring a team-best 13.2 ppg and shooting 43.6% 3FG in road/neutral games.
- Over the last 25 years (since 1998), only 4 Badgers have averaged double figures in their freshman season. Essegian is aiming to be the 5th in the last quarter century:

Most Points, Wisconsin Freshmen (Since 1998)		
Name	PPG	Season
1. Ethan Happ	12.4	2015-16
2. Devin Harris	12.3	2001-02
3. Brad Davison	12.1	2017-18
4. Alando Tucker	12.0	2002-03
Connor Essegian	11.8	2022-23

- Essegian is shooting 42.3% (58-137) from 3-point range, which ranks 3rd in the Big Ten (min. 2.0 3FGs/gm).
 - Among freshmen, Essegian ranks 4th in the nation in 3FG% at 42.3% (min. 2.0 3FGs/gm).
 - Ranks 4th in B1G making 2.3 triples per game.
- Essegian (42.3%) is looking to set the UW freshman record for 3FG% in a season, which was set by Tim Locum in 1998 (44.1%, 41-93).
- Essegian is just 3 made 3FGs from breaking the school record for most 3-pointer by a freshman:

Most 3-point FGs, Wisconsin Freshmen (school history)		
Name	3FGs	Season
1. Brad Davison	60	2018
2. Devin Harris	59	2002
3. Connor Essegian	58	2022
4. Sam Dekker	50	2013
5. Jeremy Hall	49	1996

- Essegian's shooting touch extends to the free throw line, where he is 50-for-57 (.877).
 - His 87.7% mark would rank 8th on UW's all-time single-season free throw percentage list and the highest since Bronson Koenig shot 90.5% in 2017.

SITUATIONAL RECORDS

	2022-23	Under Gard
Ahead at the half	11-1	127-15
Behind at the half	3-9	25-68
Tied at the half	1-0	6-5
FG% of .450 or more	6-1	84-14
FG% less than .450	9-9	74-74
Better FG% than opp.	8-0	122-13
Worse FG% than opp.	6-9	35-72
Same FG% as opp.	1-1	2-3
Opp. FG% less than 45%	11-4	122-32
3FG% of 40% or more	9-2	73-11
3FG% less than 40%	6-8	84-77
Try more than 20 3FGs	9-8	87-56
Try 20 or fewer 3FGs	6-2	71-31
Make at least 70% FT	5-4	94-38
Try at least 20 FTs	3-0	65-17
Try fewer than 20 FTs	12-10	91-70
Out-rebound opponent	5-0	91-22
Tied or out-rebounded	10-10	67-66
Same or fewer TOs than opp.	13-8	123-55
More TOs than opp.	2-2	35-33
Commit fewer than 12 TOs	13-9	124-57
Commit 12 or more TOs	2-1	35-30
Score fewer than 50 pts.	1-1	2-4
Score 50-59 points	1-3	8-35
Score 60-69 points	7-5	53-33
Score 70-79 points	4-1	56-13
Score 80-89 points	2-0	32-3
Score 90 or more pts.	0-0	7-0
Allow fewer than 50 pts.	2-0	23-1
Allow 50-59 pts.	6-1	48-8
Allow 60-69 pts.	4-5	64-32
Allow 70-79 pts.	3-4	20-33
Allow 80-89 pts.	0-0	3-13
Allow 90 or more pts.	0-0	0-1
Overtime	3-2	10-7
vs. AP Top 25 opponents	1-1	27-39
vs. AP Top 25 opp. at home	1-0	13-10
Home games	8-4	93-28
Road games	4-5	45-41
Neutral site games	3-1	22-19
Day games	3-5	49-31
Night games	12-5	109-57

GAMES DECIDED BY		
3 points or less	5-4	24-15
4-5 points	5-1	26-18
6-10 points	2-3	36-24
11-19 points	1-2	39-26
20 or more points	2-0	34-3

TELEVISED GAMES		
CBS	0-1	11-11
CBS Sports Network	0-0	0-1
FOX	0-1	3-6
FS1	3-0	15-14
ESPN	0-2	16-14
ESPN2	4-1	18-12
ESPNU	0-1	1-3
ESPN+	0-0	3-1
Big Ten Network	7-4	80-22
BTN+	1-0	5-0
TBS	0-0	1-3
TNT	0-0	2-1

2022-23 BIG TEN STANDINGS

Team	Conf.	Overall
Purdue (#3)	12-4	23-4
Northwestern (RV)	10-5	19-7
Iowa (RV)	9-6	17-9
Maryland (RV)	9-6	18-8
Indiana (#14)	9-6	18-8
Illinois (RV)	8-6	17-8
Michigan State	8-6	16-9
Rutgers (RV)	8-7	16-10
Michigan	8-7	14-12
Wisconsin	7-8	15-10
Penn State	6-9	15-11
Nebraska	6-10	13-14
Ohio State	3-12	11-15
Minnesota	1-12	7-16

RECORDS THROUGH GAMES PLAYED FEB. 16

AP TOP 25 (WEEK 15 - 2/13/23)

Team	Record	Points
1 Alabama (38)	22-3	1523
2 Houston (22)	23-2	1503
3 Purdue (2)	23-3	1408
4 UCLA	21-4	1302
5 Kansas	20-5	1283
6 Texas	20-5	1214
7 Virginia	19-4	1212
8 Arizona	22-4	1139
9 Baylor	19-6	1072
10 Tennessee	19-6	896
11 Marquette	20-6	815
12 Kansas State	19-6	790
13 Gonzaga	21-5	761
14 Indiana	18-7	717
15 Miami	20-5	693
16 Xavier	19-6	642
17 Saint Mary's	22-5	567
18 Creighton	17-8	517
19 Iowa State	16-8	396
20 UConn	19-7	358
21 San Diego State	20-5	271
22 TCU	17-8	204
23 North Carolina State	20-5	140
24 Providence	18-7	136
25 Florida Atlantic	24-2	117

Others receiving votes: Missouri 114, Northwestern 96, Illinois 84, Pittsburgh 82, Nevada 36, Oklahoma State 23, Texas A&M 16, Oral Roberts 9, Iowa 5, Arkansas 4, Rutgers 2, Charleston 1, Maryland 1, Boise State 1

TAKING CARE OF THE ROCK

Taking care of the ball is nothing new for Wisconsin and this season's team is carrying on a long tradition of stinginess.

- The Badgers rank 2nd in the NCAA averaging just 8.8 turnovers per game.
- UW has led the nation in fewest turnovers per game in each of the last 2 seasons. Wisconsin turned it over 9.0 times per game in 2021, then just 8.7 TOs per game last season. In fact, last year was the 4th-lowest mark in school history.

Wisconsin Record Book, Fewest TOs per game

Year	TOs/Gm	TOs	Games
1. 2014-15	7.4	296	40
2. 2010-11	7.6	258	34
3. 2013-14	8.1	307	38
4. 2021-22	8.7	287	33
5. 2009-10	8.8	289	33

- Over the last 4 seasons, Gard's Badgers have never finished outside the top-10 in turnovers per game and have never averaged more than 10.0 turnovers per game in a season.

DEFENSE LIVES HERE

For the better part of 30 years, Wisconsin has enjoyed one of the best defensive teams in the Big Ten and often the nation. This year's unit is following the same trend.

- UW is allowing just 63.4 ppg, which ranks as the 5th-best scoring defense in the Big Ten, an improvement over last season's D that ranked 2nd in the conference allowing 66.0 ppg.
- UW has led the B1G in Scoring D in 4 of 7 years under Gard.
- UW is 85-11 (.885) under Gard when holding foes to 60 or fewer points (11-1 this season).
- UW has held an opponent below 50 points twice this season (2-0) and is 23-1 under Gard.
- From an efficiency standpoint, the Badgers are 25th in the NCAA in adjusted defensive efficiency (94.6). UW has ranked among the nation's top-35 in each of the last 5 seasons.
- UW has held 21 of 25 foes below their scoring average, including 5 season-low point totals.
- The Badgers held 5 of their first 9 opponents below 40% FG shooting this season, including Kansas, Maryland, Dayton, Stanford and Green Bay.

BIG THINGS FROM 'BIG STEVE'

The development of **Steven Crowl** has seen an upward trajectory during his career at Wisconsin. The junior big man averaged 0.7 points per game as a freshman, 8.8 ppg as a sophomore, and is now in a starring role for the Badgers.

- Along with experience, Crowl has also added size to his frame. Listed at 217 lbs as a freshman, he's now pushing 250 lbs.
- Crowl has developed into a leading contributor for Wisconsin, ranked 1st in rebounds (7.2), while 2nd in both points (11.8) and assists (2.8).
- Shooting a team-best 49% FG (119-243 FG)

- A talented passer, Crowl is **one of only two 7-footers in the nation** averaging at least 2.5 assists per game, joined by Richmond's Neal Quinn (2.9 apg).
- In fact, Crowl is Wisconsin's first 7-footer to average 2.5+ assists per game since National Player of the Year Frank Kaminsky averaged 2.6 apg in 2015.
- It's interesting to compare Steven Crowl's junior year stats to that of Frank Kaminsky's:

FRANK KAMINSKY (junior season)

Year	PPG	RPG	APG	FG%
2015	13.9	6.3	1.3	.528

STEVEN CROWL (junior season)

Year	PPG	RPG	APG	FG%
2023	11.8	7.2	2.8	.490

- Steven Crowl looks to become the next great "Badger Big" for Wisconsin that used the momentum of their junior year and translated it to becoming All-Big Ten performers as seniors:

All-Big Ten "Badger Bigs" in their Junior Season

Name (Year)	PPG	RPG	APG
Steven Crowl (2023)	11.8	7.2	2.8
Ethan Happ (2018)	17.9	8.0	3.7
Jon Leuer (2010)	15.4	5.8	1.6
Marcus Landry (2008)	10.8	5.4	1.4
Brian Butch (2007)	8.8	5.9	0.6
Mike Wilkinson (2004)	13.1	6.8	1.9

- Crowl's 2.8 assists per game rank 4th in the Big Ten among forwards/centers.
- He's been even better in Big Ten play, averaging a team-best 12.1 ppg, 7.5 rpg and 2.7 apg.
- Double-figure scoring 13 of the last 19 games.
- That includes three 20+ points performances, including a career-best 25 points (12/30).
- Crowl has scored in double figures 27 times in his career, and UW is 22-5 in those games.

WALL-TO-WAHL PLAYER

"This is no longer a utility player...Wahl has looked the part of a guy that's primed to be one of the best players in the Big Ten." - Jon Rothstein, CBS Sports

- One of the most versatile players in college basketball, 2023 Preseason All-Big Ten selection **Tyler Wahl** does a little bit of everything — and then some — for Bucky.
- This year, Wahl was named 1 of 20 candidates in the country nominated to the 2023 Julius Erving Award Watch List, which is awarded to the best small forward in the nation.
- To understand the importance of Wahl to UW, observations can be drawn when comparing Wisconsin with Wahl and Wisconsin without Wahl, who missed 3 games for UW (injury):

Wisconsin Offense This Season

	With Wahl	Without Wahl
Record	15-7	0-3
Wisconsin PPG	65.7	59.7
Wisconsin FG%	.415	.406
Wisconsin 3FG%	.371	.289
Wisconsin FTAs/Game	14.5	10.3
Rebound Margin	-4.1	-9.0

Wisconsin Defense This Season

	With Wahl	Without Wahl
Record	15-7	0-3
Opponent PPG	62.5	70.3
Opponent FG%	.436	.484
Opponent 3FG%	.321	.450
Opponent Turnovers	12.5	10.3

- Facing #3 Kansas, Wahl posted his 2nd double-double of the season (6th career), matching his career-high scoring 23 points, while also posting 10 rebounds, 3 steals and 2 assists.
- Named to the Battle 4 Atlantis All-Tournament Team, Wahl averaged 13.3 pts, 7.3 reb, 1.7 ast and 1.3 stl per game over the 3-game tourney.
- Wahl has seen notable improvement over his four years at Wisconsin:

Tyler Wahl Year-by-Year Improvement

Year	PPG	RPG	FG%	FT%
2019	2.6	2.6	.430	.389
2020	5.2	4.3	.436	.567
2021	11.4	5.9	.516	.700
2022	11.5	5.8	.401	.602

125 YEARS OF BADGER BALL

This year marks the 125th season of Wisconsin men's basketball and all season long UW will be celebrating the history of one of the Big Ten's most successful programs:

- Wisconsin made its 26th appearance in the NCAA tournament last season. In fact, UW is 1 of 5 schools to participate in 22 of the last 23 NCAA tournaments, joining Duke, Gonzaga, Kansas and Michigan State.
- Wisconsin clinched a share of the 2022 Big Ten championship, marking UW's 2nd league title in 3 seasons and the 20th in school history.
- The Badgers (20 titles) trail only Purdue (24) and Indiana (22) for most conference titles.
- Wisconsin has won 6 Big Ten regular season titles since 2002 (02-03-08-15-20-22), matching MSU (6) for most titles during that span.

Most Big Ten Regular Season Championships

School	B1G Titles	Since 2002	Last
1. Purdue	24	3	2019
2. Indiana	22	3	2016
3. Wisconsin	20	6	2022
Ohio State	20	5	2012
5. Illinois	18	4	2022

- Since 2001-02 when Bo Ryan and Greg Gard arrived in Madison, UW has the most Big Ten wins and best win pct. at 259-121 (.682).

Big Ten Win Pct, Since 2001-02 (thru games Jan. 14)

Team	W-L	Pct.
1. Wisconsin	259-121	.682
2. Michigan State	254-126	.668
3. Ohio State	233-145	.616
4. Purdue	224-155	.591
5. Maryland	91-64	.587

- Wisconsin has won 12+ B1G games in 11 of last 13 seasons, the most of any Big Ten team.
- UW has also posted double-digit B1G wins in 19 of the last 21 years, the only team to do so.

125 HONORARY CAPTAIN: DAVIS

As part of the 125th season celebration, UW welcomes back **Johnny Davis** (2001-02) as honorary captain for Saturday's game.

- Davis had one of the greatest seasons in school history as a sophomore, averaging 19.7 points, 8.2 rebounds and 2.1 assists per game while leading Wisconsin to a share of the 2022 Big Ten regular season title.
- A consensus All-American, the La Crosse, Wis., native won Lute Olson National Player of the Year, Jerry West Shooting Guard of the Year, and Big Ten Player of the Year awards.
- Davis declared early for the 2022 NBA Draft and was selected 10th overall by the Washington Wizards, becoming Wisconsin's highest drafted player and UW's first NBA lottery pick since Frank Kaminsky went 9th overall in 2015.
- Davis is Wisconsin's third top-10 pick in the common draft era, joining Devin Harris (2004) and Frank Kaminsky (2015).
- Davis became UW's 10th pick selected in the first round of the NBA Draft.
- Davis is UW's first underclassman to be drafted in the first round of the NBA Draft in the common draft era (since 1966).
- Davis became the first Badger to average at least 20 points per game during the regular season since Michael Finley averaged 20.5 ppg in the 1994-95 season.

VIVE LA FRANCE!

Earlier this summer, the Badgers came together and experienced a 10-day, four-game foreign trip to France. As part of the tour, the team spent time in Paris, Lyon and Nice.

- The trip featured sight-seeing opportunities to experience local culture. Among other things, the itinerary included ascending the Eiffel Tower, a full-day trip to Normandy, exploring Old Town Lyon, visiting the medieval village of Perouges, a guided tour of Monte Carlo and beach time on the French Riviera.
- College basketball teams are allowed to travel internationally during the summer once every four years, and for Wisconsin the 2022 trip marked UW's first since touring Australia and New Zealand in 2017.
- The Big Ten Network followed along throughout the trip, documenting the experience for "The B1G Trip: Wisconsin Basketball in France," a three-episode docuseries.
- In its first taste of international basketball, the Badgers earned an 81-66 win over Paris Towers in Paris. **Steven Crawl** led UW with 13 points, followed by **Chucky Hepburn** (12), **Markus Iler** (10) and **Isaac Lindsey** (10).
- Facing Lyon Towers in Lyon, UW won 80-68 led by **Tyler Wahl**'s 12 points, plus 11 points each from Crawl and **Connor Essegian**, and 10 points from Hepburn.

WINNING AT WISCONSIN

With a record of 24-7 last season, the Badgers reached the 20-win milestone yet again. Since 2003, Wisconsin has won at least 20 games in 17 of 20 seasons, including a school-record 36 wins in 2014-15.

Greg Gard has four 20-win seasons on his ledger with a high of 27 wins in 2016-17, a mark that ranks 5th in UW history.

Wisconsin Record Book, Single-Season Wins

1.	36	2014-15	10.	24	2021-22
2.	31	2007-08		24	2002-03
3.	30	2006-07		24	2009-10
	30	2013-14	13.	23	2012-12
5.	27	2016-17		23	2018-19
6.	26	2011-12	15.	22	2015-16
7.	25	2004-05		22	1998-99
8.	25	2010-11		22	1999-00
	25	2003-04	18.	21	2019-20

BADGERS = B1G ATTENDANCE

- Last season, the Badgers played in front of an average of 16,453 fans at their home games. That led the Big Ten and ranked 7th nationally.
- Excluding the 2020-21 season in which fans were allowed, Wisconsin has led the Big Ten in attendance in each of the last 5 seasons and 15 of the last 19 years and has finished among the nation's top 7 each of the last 21 years.

UW Attendance (Kohl Center era: 1998-2022)

Year	Average	B1G Rank	NCAA
1997-98*	13,335	7th	22nd
1998-99	15,770	2nd	10th
1999-00	16,163	3rd	11th
2000-01	16,811	2nd	7th
2001-02	15,528	3rd	6th
2002-03	16,930	1st	6th
2003-04	17,142	1st	6th
2004-05	17,142	1st	5th
2005-06	17,142	1st	7th
2006-07	17,190	2nd	7th
2007-08	17,190	1st	7th
2008-09	17,230	1st	6th
2009-10	17,230	1st	6th
2010-11	17,230	1st	7th
2011-12	17,181	1st	5th
2012-13	16,843	2nd	7th
2013-14	17,104	2nd	7th
2014-15	17,279	1st	5th
2015-16	17,287	2nd	6th
2016-17	17,287	1st	6th
2017-18	17,272	1st	5th
2018-19	17,170	1st	5th
2019-20	16,912	1st	6th
2020-21^	--	--	--
2021-22	16,453	1st	7th

* Wisconsin played 8 of its 15 home games at the UW Field House (capacity 11,500)

^ Wisconsin did not allow spectators due to the COVID-19 pandemic



THE GARD FILE

■ Career Record (8th Season): 159-88 (.644)

- Record at Wisconsin (8th Season): 159-88 (.644)
- Big Ten Record (8th Season): 91-58 (.611)
- NCAA Tournament Appearances/Record: 5 / 6-5 (.545)
- Hometown: Cobb, Wis.
- Alma Mater: UW-Platteville, 1995 (Physical & Health Ed)
Master's Degree: UW-Platteville, 2007 (Counselor Ed)
- Family: Wife Michelle; Children Mackenzie, Isaac, Peyton

COACHING EXPERIENCE

Position	School	Years
Assistant Coach	Southwestern (Wis.) HS	1990-93
Assistant Coach	Platteville (Wis.) HS	1993-94
Assistant Coach	UW-Platteville	1993-99
Assistant Coach	UW-Milwaukee	1999-01
Assoc. Head Coach	Wisconsin	2001-15
Head Coach	Wisconsin	2015-Present

CAREER HIGHLIGHTS

Date	Highlight
Dec. 15, 2015	Assumed role of interim head coach upon the retirement of Bo Ryan
Dec. 23, 2015	First career win, 84-79, vs. Green Bay
Jan. 2, 2016	First Big Ten win, 79-57, vs. Rutgers
Jan. 17, 2016	First ranked win, 77-76, vs. #4 MSU
Feb. 13, 2016	First road win over ranked team, 70-57, at #2 Maryland
March 7, 2016	Officially named Wisconsin head coach
March 18, 2016	First NCAA tournament win, 47-43, against 10th-seeded Pittsburgh
April 4, 2016	Jim Phelan National Coach of the Year
March 18, 2017	UW knocks off No. 1 overall seeded Villanova in NCAA tourney second round
Feb. 15, 2018	UW tallied sixth top-10 win in three seasons under Gard (#6 Purdue, 57-53)
Jan. 19, 2019	UW earned fourth win vs. top-5 team under Gard (#2 Michigan, 64-54)
Jan. 3, 2020	UW won at #5 Ohio State, 61-47
March 7, 2020	Led UW to Big Ten title (60-56 W at IND)
March 9, 2020	Named 2020 Big Ten Coach of the Year
Dec. 25, 2020	UW wins at MSU first time since 2004
Nov. 24, 2021	UW wins first Maui Invitational tournament title in school history
Jan. 3, 2022	UW wins at #3 Purdue, 74-69
March 1, 2022	Led UW to Big Ten title with 70-67 home win over #8 Purdue
March 8, 2022	Named 2022 Big Ten Coach of the Year

HEAD COACH GREG GARD

■ 2-TIME BIG TEN COACH OF THE YEAR

A coaching veteran of more than 30 years, Greg Gard enters his eighth season leading the Wisconsin in 2022-23 and has proven himself to be one of the best head coaches in the Big Ten. A 2022 finalist for Naismith National Coach of the Year, Gard has guided the Badgers to the Big Ten regular season championship in two of the last three seasons, twice earning Big Ten Coach of the Year honors.

Wisconsin's incredible postseason presence hasn't wavered on Gard's watch, leading UW to 5 of 6 NCAA tournaments during his tenure. As 2020 Big Ten champs, UW also would have also participated in that year's canceled tournament.

In his first seven seasons as head coach, Gard built a record of 144-78, owning the fourth-highest win total in school history. He has also guided UW to a conference record of 84-50 and his .627 conference win percentage is tied for sixth best among Big Ten coaches the last 40 years.

Gard is coming off of arguably his most impressive coaching job in 2021-22. Picked to finish preseason 10th in the Big Ten, UW went 25-8 overall and 15-5 in league play, claiming a share of the Big Ten regular season title for the second time in the past three seasons. Gard was named Big Ten Coach of the Year for the second time in his career. Sophomore guard Johnny Davis garnered consensus first-team All-America honors and won Lute Olson National Player of the Year, the Jerry West Award and Big Ten Player of the Year.

Gard's leadership during the 2019-20 season is among his best. After opening 5-5 in the Big Ten, Wisconsin won nine of its last 10 games, including its final eight games of the season to win a share of the 2020 conference championship and claim the No. 1 seed for the later canceled Big Ten tournament.

In his inaugural season as head coach, Gard led the Badgers to the 2016 NCAA Tournament Sweet 16, becoming just the second-ever first-year coach to win the Jim Phelan National Coach of the Year award. He followed that up by leading UW to the fifth-highest single-season win total in school history (27-10) and making a second-consecutive visit to the Sweet 16.

Gard's Badgers would follow that up with another 12-6 conference campaign in 2017, finishing second in the Big Ten. UW capped off its 27-win season by knocking off the nation's No. 1 team Villanova, 65-62, to advance to the Sweet 16.

During his tenure as head coach, Gard has helped a trio of players reach first-team All-Big Ten status: Nigel Hayes in 2016, third-team All-American Ethan Happ in both 2017, 2018 and 2019, plus Johnny Davis in 2022.

Long considered one of the top assistant coaches in the game, Gard served as an assistant at Wisconsin for 14-plus seasons. During that time he helped guide the Badgers to back-to-back Final Fours in 2014 and 2015, and in 2015 UW reached its first national championship game since 1941.

Prior to coming to Wisconsin in 2001, Gard spent two seasons as Ryan's assistant at UW-Milwaukee (2000-01) and six seasons as an assistant to Ryan at UW-Platteville (1993-99). During Gard's years on the Pioneer staff, UW-Platteville went 161-13 (.925) and won three NCAA Division III national championships, five WIAC titles.

In 2016, Gard and his wife, Michelle, partnered with the UW Carbone Cancer Center, to launch Garding Against Cancer. In its first six years, GAC raised more than \$6.5 million dollars for cancer research and patient care within the state of Wisconsin.

Year	School	Record	Pct.	Conf.	Record	Place	Postseason
2015-16	Wisconsin	15-8	.652	Big Ten	12-6	T-3rd	NCAA Sweet 16
2016-17	Wisconsin	27-10	.730	Big Ten	12-6	T-2nd	NCAA Sweet 16
2017-18	Wisconsin	15-18	.455	Big Ten	7-11	9th	--
2018-19	Wisconsin	23-11	.676	Big Ten	14-6	4th	NCAA First Round
2019-20	Wisconsin	21-10	.677	Big Ten	14-6	T-1st	Postseason canceled
2020-21	Wisconsin	18-12	.600	Big Ten	10-10	--	NCAA Second Round
2021-22	Wisconsin	25-8	.758	Big Ten	15-5	T-1st	NCAA Second Round
2022-23	Wisconsin	15-10	.600	Big Ten	7-8	--	--
Totals (8 seasons)		159-88	(.644)		91-58	(.611)	5 NCAA appearances

GARD vs. DIVISION I TEAMS

Team	Home	Away	Neut.	Total
Arkansas-Pine Bluff	1-0	0-0	0-0	1-0
Baylor	0-0	0-0	0-2	0-2
Central Arkansas	1-0	0-0	0-0	1-0
Chicago State	2-0	0-0	0-0	2-0
Colgate	0-0	0-0	1-0	1-0
Coppin State	1-0	0-0	0-0	1-0
Creighton	0-0	0-1	0-0	0-1
Dayton	0-0	0-0	1-0	1-0
Eastern Illinois	2-0	0-0	0-0	2-0
Florida	0-0	0-0	0-1	0-1
Florida A&M	1-0	0-0	0-0	1-0
Georgetown	0-0	0-0	1-0	1-0
Georgia Tech	0-0	1-0	0-0	1-0
Grambling State	1-0	0-0	0-0	1-0
Green Bay	7-0	0-0	0-0	7-0
Houston	0-0	0-0	1-0	1-0
Houston Baptist	1-0	0-0	0-0	1-0
Idaho State	1-0	0-0	0-0	1-0
Illinois	3-3	4-3	0-0	7-6
Illinois State	1-0	0-0	0-0	1-0
Indiana	6-0	3-3	1-0	9-3
Iowa	2-2	3-3	0-1	5-6
Iowa State	0-0	0-0	0-1	0-1
Kansas	0-0	0-0	0-1	0-1
Lehigh	1-0	0-0	0-0	1-0
Louisville	1-0	0-0	0-0	1-0
Loyola	1-0	0-0	0-0	1-0
Marquette	2-1	1-2	0-0	3-3
Maryland	4-2	3-3	1-0	8-5
UMass Lowell	1-0	0-0	0-0	1-0
McNeese State	1-0	0-0	0-0	1-0
Michigan	5-2	1-3	0-1	6-6
Michigan State	2-4	2-4	0-3	4-11
Milwaukee	2-0	0-0	0-0	2-0
Minnesota	6-1	4-1	0-0	10-2
Nebraska	3-2	5-2	1-1	9-5
New Mexico	0-0	0-0	0-1	0-1

Team	Home	Away	Neut.	Total
Nicholls	1-0	0-0	0-0	1-0
North Carolina	0-0	0-0	1-1	1-1
North Carolina State	1-0	0-1	0-0	1-1
Northwestern	3-3	4-2	1-0	7-5
Notre Dame	0-0	0-0	0-1	0-1
Ohio State	4-2	3-2	0-0	7-4
Oklahoma	1-0	0-0	1-0	2-0
Oregon	0-0	0-0	0-1	0-1
Penn State	5-0	5-1	1-0	11-1
Pittsburgh	0-0	0-0	1-0	1-0
Prairie View A&M	1-0	0-0	0-0	1-0
Providence	0-1	0-0	0-0	0-1
Purdue	3-2	1-5	0-0	4-7
Rhode Island	1-0	0-0	0-0	1-0
Rider	1-0	0-0	0-0	1-0
Richmond	0-0	0-0	0-1	0-1
Rutgers	4-1	1-2	1-0	6-3
St. Francis Brooklyn	1-0	0-0	0-0	1-0
Saint Mary's	0-0	0-0	1-1	1-1
Savannah State	1-0	0-0	0-0	1-0
South Carolina State	1-0	0-0	0-0	1-0
South Dakota	1-0	0-0	0-0	1-0
Stanford	0-0	0-0	2-0	2-0
Syracuse	1-0	0-0	0-0	1-0
Temple	0-0	0-1	0-0	0-1
Tennessee	0-0	1-0	1-0	2-0
Texas A&M	0-0	0-0	1-0	1-0
UCLA	0-0	0-0	0-1	0-1
USC	0-0	0-0	1-0	1-0
Villanova	0-0	0-0	1-0	1-0
Virginia	0-0	0-1	0-1	0-2
Virginia Tech	0-0	0-0	1-0	1-0
Wake Forest	0-1	0-0	0-0	0-1
Western Kentucky	1-0	0-1	0-0	1-1
Western Michigan	1-0	0-0	0-0	1-0
Xavier	0-1	1-0	1-0	2-1
Yale	1-0	0-0	0-0	1-0
Total	93-28	45-42	22-19	159-88



QUICK FACTS

- **Opened:** Jan. 17, 1998
- **Original cost:** \$76.4 Million
- **Student Section:** AreaRED
- **Building:** Named for U.S. Sen. Herb Kohl (D-Wisconsin), a 1956 graduate of UW-Madison, who donated \$25 million to the project.
- **Court:** Named for All-Big Ten player Albert "Ab" Nicholas (1950-52) and his wife, Nancy, who pledged \$10 million toward the original project.
- **All-Time record:** 343-65 (.840)
- **Big Ten record:** 174-50 (.776)
- **Record vs. Top-25:** 55-28 (.663)
- **Record under Gard:** 93-28 (.767)

17,071

The third-largest arena in the Big Ten Conference, the Kohl Center seats 17,071 for men's basketball. That includes the second-largest student section in the Big Ten of around 2,300.

25

Wisconsin is enjoying the 25th season of men's basketball at the Kohl Center, which opened in 1998.

6

Wisconsin has won 6 Big Ten regular season championships during the Kohl Center era, winning in 2002, 2003, 2008, 2015, 2020 and 2022.

3

Three retired jerseys hang in the Kohl Center rafters: #8 Ab Nicholas (1950-52), #24 Michael Finley (1992-95) and #44 Frank Kaminsky (2012-15).

THE KOHL CENTER

The 2022-23 season marks the 25th year of Wisconsin men's basketball at the Kohl Center, which officially opened on Jan. 17, 1998. The Kohl Center was completed for a cost of \$76.4 million and has turned into one of the greatest home court advantages in all of college basketball.

- Wisconsin is 343-65 (.840) all-time at the Kohl Center, owning the 10th-best win percentage of any active NCAA Div. I venue.
- The Badgers have gone 174-50 (.776) against the Big Ten in the Kohl Center.
- Excluding the 2020-21 season in which fans were not allowed to attend, Wisconsin has led the Big Ten in attendance in each of the last 5 seasons and 15 of the last 19 years. UW has finished among the nation's top 7 in attendance each of the last 21 years.
- In addition to UW athletics, the Kohl Center has played host to several other big performers like: Elton John and Billy Joel, The Eagles, Tom Petty, Shania Twain, John Mellencamp, Cher, the Dave Matthews Band and the Dalai Lama.

NCAA'S TOUGHEST VENUES

Since the Kohl Center opened in 1998, Wisconsin has been nearly unbeatable on its home floor. In fact, among active venues, Wisconsin owns one of the nation's top 10 home records.

Team	Record	Pct.
1. Gonzaga (McCarthy Center)	260-16	.942
2. Kentucky (Rupp Arena)	644-78	.892
3. Kansas (Allen Fieldhouse)	840-117	.878
4. Belmont (Curb Events Center)	229-32	.877
5. Michigan State (Breslin Center)	454-70	.866
6. UCLA (Pauley Pavilion)	787-125	.863
7. Murray State (CFSB Center)	309-50	.861
8. Oregon (Matthew Knight Arena)	187-31	.858
9. Xavier (Cintas Center)	308-54	.851
10. Wisconsin (Kohl Center)	342-63	.844

(games through Jan. 25, 2023)

BIG KOHL CENTER WINS

Most memorable home wins since opening in 1998:

Jan. 17, 1998 - UW 56, Northwestern 33

First-ever game in the Kohl Center

Dec. 1, 2001 - UW 70, UW-Green Bay 57

Bo Ryan's first victory at the Kohl Center

Dec. 22, 2001 - UW 86, #14 MU 63

Kirk Penney scores 33 points in UW's first win over a ranked team under Bo Ryan

Jan. 5, 2002 - UW 72, #7 Illinois 66

Ryan's first win over a top-10 team at UW

Feb. 27, 2002 - UW 74, Michigan 54

UW clinches share of first Big Ten title since '47

Dec. 7, 2002 - UW 91, UNLV 74

UW begins school-record 38-game home win streak - Alando Tucker 24 points, 18 rebounds

March 5, 2003 - UW 60, #14 Illinois 59

Devin Harris makes 1-of-2 FTs with 0.4 seconds left to clinch outright Big Ten title

Dec. 23, 2004 - UW 85, UNC Green. 53

UW wins school-record 34th-straight home game

Jan. 16, 2005 - UW 62, #15 Mich. St. 59

Wisconsin overcomes 8-point deficit with 1:58 remaining to win its 38th-straight home game

March 1, 2005 - UW 62, Indiana 60

Alando Tucker scores putback as time expires

Feb. 15, 2006 - UW 78, #12 Ohio St. 73

UW overcomes a nine-point halftime deficit to beat No. 12 Ohio State

Dec. 16, 2006 - UW 89, #2 Pitt 75

Alando Tucker and Brian Butch combine for 59 pts

Jan. 9, 2007 - UW 72, #5 Ohio St. 69

Badgers win the first matchup in school history of top-five teams

March 3, 2007 - UW 52, Michigan St. 50

Kammron Taylor wins it on 3FG with 3.9 seconds left

Dec. 2, 2009 - UW 73, #6 Duke 69

Trevon Hughes scores 26 as UW's win clinches Big Ten's first Big Ten/ACC title

Jan. 9, 2010 - UW 73, #4 Purdue 66

Jordan Taylor (23) and Jason Bohannon (20) help end Purdue's undefeated season

Feb. 2, 2010 - UW 67, #5 Michigan State 49

Badgers end MSU's 9-0 Big Ten start

Feb. 12, 2011 - UW 71, #1 Ohio State 67

Stopped OSU's 24-0 start and UW's first win over AP No. 1 since 1962

Feb. 9, 2013 - UW 65, #2 Michigan 62 (OT)

Ben Brust's half-court buzzer-beater sends game to overtime where UW wins

Nov. 19, 2013 - UW 103, North Dakota 85

UW's first 100-point game since '95, Frank Kaminsky scores UW record 43 points

Feb. 9, 2014 - UW 60, #8 Michigan State 58

Treavon Jackson hits game-winning jumper with 2.1 seconds left in Bo Ryan's 150th Big Ten win

March 1, 2015 - #6 UW 68, Michigan State 61

UW claims Big Ten title as Frank Kaminsky scores 31

Dec. 23, 2015 - UW 84, Green Bay 79

Greg Gard's first win as interim head coach

Jan. 17, 2016 - UW 77, #4 Michigan State 76

Gard's first ranked win, Koenig/Hayes total 52 pts

Feb. 15, 2018 - UW 57, #6 Purdue 53

Ethan Happ tallies 21 pts and 12 reb as Badgers raise Frank Kaminsky's No. 44 into rafters

Jan. 19, 2019 - UW 64, #2 Michigan 54

UW knocks off 17-0 Michigan behind 26 points, 10 rebounds and 7 assists from Ethan Happ

Feb. 1, 2020 - UW 64, #14 Michigan State 63

UW wins first game over MSU since 2016

Dec. 19, 2020 - UW 85, #23 Louisville 48

UW's largest-ever win over a top-25 team

March 1, 2022 - #10 UW 70, #8 Purdue 67

Chucky Hepburn's 3FG with 1.5 seconds left clinches Big Ten regular season championship

0 |

JAHCOBI NEATH

Senior | Guard | 6-4 | 190
Toronto, Ontario | Crestwood Prep (Wake Forest)



Twitter: N/A | Instagram: @jahcobiii

INDIVIDUAL BENCHMARKS		
	SEASON	CAREER
GP/GS	3/0	76/10
10+ POINTS:	--	6
20+ POINTS:	--	0
3+ FGS MADE:	--	12
2+ ASSISTS:	--	28
2+ STEALS:	--	8
20+ MINUTES:	--	23

GET TO KNOW JAHCOBI

Now in his second season with Wisconsin, Jahcobi Neath looks to become a key contributor in the lineup. Hindered by injuries last year, he played in 23 games (1 start) for the Badgers, averaging 9.7 minutes per game off the bench. Neath transferred to Wisconsin from Wake Forest, where he played a total of 30 games (5 starts) over two seasons. He averaged 5.3 points (42.2% FG, 48% 3FG) and 2.2 assists per game his freshman season. As a sophomore at Wake Forest, he played 20 games (4 starts), averaging 3.8 points and 1.7 assists per game. During his prep career, Neath played internationally at the 2019 FIBA U-19 World Cup, representing Canada at the U18 and U19 levels. He played high school basketball at Crestwood Prep in Toronto and led the Lions to the 2019 national championship, averaging 26 points, 7 rebounds and 4 assists per game his senior season.

- TOP PERFORMANCES
- **MICHIGAN (2/20/22):** Went 4-4 from the free-throw line and scored 6 points off the bench in a win
 - **NICHOLLS (12/15/21):** Made his first start at Wisconsin, finishing with 9 points and a career-high 7 rebounds, plus 2 assists
 - **PITTSBURGH (3/10/20):** Played a career-high 34 minutes posting 6 points, 4 rebounds, and 6 assists
 - Posted back-to-back 16-point contests against Georgia Tech (2/19/20) and Duke (2/25/20)

SEASON HIGHS		CAREER HIGHS	
POINTS:	3 vs. South Dakota (11/7/22)	POINTS:	16 (2x) MR vs. Duke (2/25/20)*
FIELD GOALS:	1 vs. South Dakota (11/7/22)	FIELD GOALS:	5 (2x) MR vs. Longwood (11/27/20)*
FG ATTEMPTS:	3 vs. Stanford (11/11/22)	FG ATTEMPTS:	10 (2x) MR at BC (2/10/21)*
3-POINT FGS:	1 vs. South Dakota (11/7/22)	3-POINT FGS:	2 (2x) MR at NC State (1/27/21)*
3-POINT FGAS:	1 (2x) MR vs. Stanford (11/11/22)	3-POINT FGAS:	5 at Virginia Tech (2/27/21)*
FREE THROWS:	--	FREE THROWS:	9 vs. Duke (2/25/20)*
FT ATTEMPTS:	--	FT ATTEMPTS:	12 vs. Duke (2/25/20)*
REBOUNDS:	1 vs. South Dakota (11/7/22)	REBOUNDS:	7 vs. Nicholls (12/15/21)
ASSISTS:	1 vs. Stanford (11/11/22)	ASSISTS:	6 (3x) MR vs. Del. St (11/25/20)*
BLOCKS:	--	BLOCKS:	1 (3x) MR vs. Duke (2/17/21)*
STEALS:	1 vs. Stanford (11/11/22)	STEALS:	3 vs. Catawba (12/31/20)*
MINUTES:	15 vs. Stanford (11/11/22)	MINUTES:	34 vs. Pittsburgh (3/10/20)
		*recorded at Wake Forest	

GAME-BY-GAME STATISTICS																
#0 NEATH, Jahcobi																
Opponent	Date	GS	MIN	Total		3-Pointers		Free throws		Rebounds				PF	A	TO
				FG-FGA	PCT	3FG-3FGA	PCT	FT-FTA	PCT	OFF	DEF	TOT	AVG			
South Dakota	11/07/2022		08:44	1-1	1.000	1-1	1.000	0-0	.000	0	1	1	1.0	1	0	0
vs Stanford	11/11/2022		15:03	0-3	.000	0-1	.000	0-0	.000	0	0	0	0.5	0	1	2
Green Bay	11/15/2022		04:38	0-0	.000	0-0	.000	0-0	.000	0	0	0	0.3	1	0	0
Totals		0	28:25	1-4	.250	1-2	.500	0-0	.000	0	1	1	0.3	2	1	2

CAREER STATISTICS																
NEATH, Jahcobi																
			Field Goals		3-Point		F-Throws		Rebounds				Scoring			
SEASON	TEAM	GP-GS	MIN/AVG	FG-FGA	FG%	3FG-3FGA	3FG%	FT-FTA	FT%	OFF	DEF	TOT	AVG	PF-FO	A	TO
2021-22	Wisc	23-1	224/9.7	11-43	.256	4-18	.222	11-15	.733	9	25	34	1.5	13-0	8	6
2022-23	Wisc	3-0	28/9.5	1-4	.250	1-2	.500	0-0	.000	0	1	1	0.3	2-0	1	2
TOTAL		26-1	252/9.7	12-47	.255	5-20	.250	11-15	.733	9	26	35	1.3	15-0	9	8

2 | JORDAN DAVIS

Junior | Guard | 6-4 | 200
La Crosse, Wis. | La Crosse Central



Twitter: @jordan_davis_23 | Instagram: @jordan.davis.24

INDIVIDUAL BENCHMARKS		
	SEASON	CAREER
GP/GS	25/18	65/18
5+ POINTS:	15	16
10+ POINTS:	4	4
2+ 3-PTERS MADE:	6	6
LED UW IN PTS:	2	2
LED UW IN 3PT FG:	3	3

GET TO KNOW JORDAN

Jordan Davis looks to establish himself in UW's lineup this season after earning playing time in 27 games last season for the Badgers. He averaged 6.5 minutes per game off the bench last year, including a season-high 7 points in UW's win at Minnesota. A standout athlete at La Crosse Central, Davis helped lead his team to the WIAA Division 2 state tournament each of his three years on the varsity team, capturing the state title in 2017. Davis finished his high school career with 1,101 points, 470 rebounds, 270 assists and 187 steals. Davis averaged 12.3 points, 5.5 rebounds and 3.7 assists per game as a senior, helping the Red Raiders complete a 20-5 season. On the football field, Davis was also an impressive wide receiver for the Red Raiders, posting 358 receiving yards with 5 TDs through three games before suffering a season-ending injury. He hauled in 49 receptions for 873 yards and 10 touchdowns as a junior.

TOP PERFORMANCES

- **vs. USC (11/25/22):** Scored 8 points (3-5 FG), plus 3 rebounds and 1 steal playing 25 minutes in win.
- **GREEN BAY (11/15/22):** Led UW in scoring for the first time in his career, finishing with 11 points and a career-high 3 triples (3-6 3FG), plus 3 reb and 2 stl.
- **vs. Stanford (11/11/22):** Finished with a career-high 13 points (5-9 FG), 3 rebounds and 1 steal.
- **SOUTH DAKOTA (11/7/22):** Made first career start, finishing with 6 points and a career-high 6 rebounds
- **at MINNESOTA (2/23/22):** Played a season-high 20 minutes, finishing with 7 points (3-3 FG, 1-1 3FG), 2 rebounds and 2 assists.

SEASON HIGHS	
POINTS:	15 at Northwestern (1/23/23)
FIELD GOALS:	6 at Northwestern (1/23/23)
FG ATTEMPTS:	11 vs. Marquette (12/3/22)
3-POINT FGS:	4 vs. Lehigh (12/15/22)
3-POINT FGAS:	6 (5x) MR at Northwestern (1/23/23)
FREE THROWS:	2 (2x) MR vs. Green Bay (11/15/22)
FT ATTEMPTS:	3 vs. Stanford (11/11/22)
REBOUNDS:	8 (2x) MR vs. Minnesota (1/3/23)
ASSISTS:	2 (2x) MR at Maryland (1/25/23)
BLOCKS:	1 (2x) MR at Northwestern (1/23/23)
STEALS:	2 vs. Green Bay (11/15/22)
MINUTES:	37 (2x) MR at Northwestern (1/23/23)

CAREER HIGHS	
POINTS:	15 at Northwestern (1/23/23)
FIELD GOALS:	6 at Northwestern (1/23/23)
FG ATTEMPTS:	11 vs. Marquette (12/3/22)
3-POINT FGS:	4 vs. Lehigh (12/15/22)
3-POINT FGAS:	6 (5x) MR at Northwestern (1/23/23)
FREE THROWS:	2 (2x) MR vs. Green Bay (11/15/22)
FT ATTEMPTS:	3 vs. Stanford (11/11/22)
REBOUNDS:	8 (2x) MR vs. Minnesota (1/3/23)
ASSISTS:	2 (2x) MR at Maryland (1/25/23)
BLOCKS:	1 (4x) MR at Northwestern (1/23/23)
STEALS:	2 vs. Green Bay (11/15/22)
MINUTES:	37 (2x) MR at Northwestern (1/23/23)

GAME-BY-GAME STATISTICS

#2 DAVIS, Jordan

Opponent	Date	GS	MIN	Total		3-Pointers		Free throws		Rebounds			PF	A	TO	BLK	STL	PTS	AVG		
				FG-FGA	PCT	3FG-3FGA	PCT	FT-FTA	PCT	OFF	DEF	TOT									
South Dakota	11/07/2022	*	20:40	3-8	.375	0-2	.000	0-1	.000	1	5	6	6.0	1	0	0	0	6	6.0		
vs Stanford	11/11/2022	*	25:02	5-9	.556	1-3	.333	2-3	.667	3	0	3	4.5	3	0	1	0	1	13	9.5	
Green Bay	11/15/2022	*	32:59	3-7	.429	3-6	.500	2-2	1.000	1	2	3	4.0	0	1	0	1	2	11	10.0	
vs Dayton	11/23/2022	*	31:07	1-7	.143	0-4	.000	0-0	.000	2	6	8	5.0	1	1	0	0	1	2	8.0	
vs Kansas	11/24/2022	*	17:28	0-5	.000	0-3	.000	0-0	.000	0	4	4	4.8	1	1	0	0	0	0	6.4	
vs Southern California	11/25/2022	*	24:55	3-5	.600	1-3	.333	1-1	1.000	1	2	3	4.5	0	1	0	0	1	8	6.7	
Wake Forest	11/29/2022	*	14:18	1-2	.500	1-2	.500	0-0	.000	0	1	1	4.0	5	0	0	0	0	3	6.1	
at Marquette	12/03/2022	*	37:06	3-11	.273	2-6	.333	0-0	.000	2	2	4	4.0	4	1	1	0	1	8	6.4	
Maryland	12/06/2022	*	22:58	3-5	.600	1-3	.333	1-2	.500	1	5	6	4.2	2	0	0	0	1	8	6.6	
at Iowa	12/11/2022	*	22:48	2-4	.500	1-3	.333	0-0	.000	0	2	2	4.0	2	0	0	0	0	5	6.4	
Lehigh	12/15/2022	*	25:19	5-8	.625	4-6	.667	0-0	.000	0	5	5	4.1	0	0	0	0	1	14	7.1	
Western Mich.	12/30/2022	*	24:15	3-7	.429	2-6	.333	1-2	.500	0	2	2	3.9	1	2	0	0	0	9	7.3	
Minnesota	01/03/2023	*	27:39	3-5	.600	1-3	.333	0-0	.000	1	7	8	4.2	2	0	1	0	0	7	7.2	
at Illinois	01/07/2023	*	26:15	2-4	.500	1-3	.333	0-1	.000	0	4	4	4.2	3	0	0	0	0	5	7.1	
Michigan St.	01/10/2023	*	22:20	0-2	.000	0-1	.000	0-0	.000	1	2	3	4.1	2	0	0	0	1	0	6.6	
at Indiana	01/14/2023	*	13:50	0-2	.000	0-2	.000	0-0	.000	0	0	0	3.9	1	1	1	0	0	0	6.2	
Penn St.	01/17/2023	*	29:15	2-7	.286	0-3	.000	0-0	.000	1	5	6	4.0	1	1	0	0	0	4	6.1	
at Northwestern	01/23/2023	*	37:35	6-10	.600	3-6	.500	0-0	.000	3	3	6	4.1	5	1	0	1	1	15	6.6	
at Maryland	01/25/2023	*	29:55	1-5	.200	1-4	.250	0-0	.000	1	3	4	4.1	2	2	0	0	0	3	6.4	
Illinois	01/28/2023	*	21:39	0-4	.000	0-2	.000	0-0	.000	0	2	2	4.0	0	0	2	0	0	0	6.1	
at Ohio St.	02/02/2023	*	06:19	0-1	.000	0-1	.000	0-0	.000	0	0	0	3.8	2	0	0	0	1	0	5.8	
Northwestern	02/05/2023	*	14:04	0-2	.000	0-2	.000	0-0	.000	1	1	2	3.7	1	0	0	0	0	0	5.5	
at Penn St.	02/08/2023	*	17:33	3-5	.600	2-3	.667	0-0	.000	0	5	5	3.8	0	0	0	0	1	8	5.6	
at Nebraska	02/11/2023	*	15:27	2-4	.500	1-2	.500	0-0	.000	0	2	2	3.7	4	0	0	0	1	5	5.6	
Michigan	02/14/2023	*	12:38	2-4	.500	1-3	.333	0-0	.000	2	1	3	3.7	0	0	0	0	0	5	5.6	
Totals			18	573:24	53-133	.398	26-82	.317	7-12	.583	21	71	92	3.7	43	12	6	3	12	139	5.6

CAREER STATISTICS

DAVIS, Jordan

				Field Goals		3-Point		F-Throws		Rebounds							Scoring			
SEASON	TEAM	GP-GS	MIN/AVG	FG-FGA	FG%	3FG-3FGA	3FG%	FT-FTA	FT%	OFF	DEF	TOT	PF-FO	A	TO	BLK	STL	PTS	AVG	
2020-21	Wisc	13-0	20/1.6	3-6	.500	2-5	.400	0-0	.000	0	1	1	0.1	0-0	0	1	0	0	8	0.6
2021-22	Wisc	27-0	175/6.5	13-40	.325	8-28	.286	1-3	.333	9	15	24	0.9	19-0	4	6	3	4	35	1.3
2022-23	Wisc	25-18	573/22.9	53-133	.398	26-82	.317	7-12	.583	21	71	92	3.7	43-2	12	6	3	12	139	5.6
TOTAL		65-18	769/11.8	69-179	.385	36-115	.313	8-15	.533	30	87	117	1.8	62-2	16	13	6	16	182	2.8

Freshman | Guard | 6-4 | 185
Fort Wayne, Ind. | Central Noble



INDIVIDUAL BENCHMARKS

	SEASON	CAREER
GP/GS:	25/9	25/9
10+ POINTS:	18	18
15+ POINTS:	6	6
2+ 3-PTERS MADE:	21	21
LED TEAM IN 3FGS:	13	13

True freshman guard Connor Essegian (pronounced "eh-SEE-gin") begins his first season with the Badgers after finishing his high school career as one of the most prolific prep scorers in Indiana basketball history. The 6-foot-4 guard from Fort Wayne, Indiana scored 2,526 career points for Central Noble High School, which ranked No. 10 on the all-time scoring list in the state of Indiana. Finishing as Central Noble's all-time leading scorer, he broke a record that stood for 44 years. His senior season, Essegian averaged over 26 points per game, converting 43 percent from 3-point range and 68 percent overall from the floor. He led Central Noble to the Class 2A state basketball championship game his senior season. As a sophomore, Essegian led Central Noble to its first NECC Tournament title in 50 years and the best season in program history at 22-5 overall. He scored 648 points that sophomore season, which went down as the highest single-season scoring total in Noble county history.

- **vs. #3 Kansas (11/24/22):** Played a career-high 31 minutes off the bench, sparking the Badgers with 17 points (6-12 FG), plus 5 rebounds.
- **vs. USC (11/25/22):** Hit a career-high 4 triples, finishing with 12 points (4-6 3FG) and 4 rebounds.
- **vs. Dayton (11/23/22):** Scored a team-high 13 points (3-6 FG, 2-4 3FG) in 19 minutes off the bench.

POINTS: 23 vs. Michigan (2/14/23)
FIELD GOALS: 6 (4x) MR vs. Michigan (2/14/23)
FG ATTEMPTS: 14 (2x) MR at Nebraska (2/11/23)
3-POINT FGs: 5 vs. Northwestern (2/5/23)
3-POINT FGAS: 11 vs. Northwestern (2/5/23)
FREE THROWS: 9 vs. Michigan (2/14/23)
FT ATTEMPTS: 10 vs. Michigan (2/14/23)
REBOUNDS: 11 at Indiana (1/14/23)
ASSISTS: 3 (2x) MR vs. Maryland (12/6/22)
BLOCKS: 1 (2x) MR vs. Maryland (12/6/22)
STEALS: 2 vs. Minnesota (1/3/23)
MINUTES: 39 at Nebraska (2/11/23)

POINTS: 23vs. Michigan (2/14/23)
FIELD GOALS: 6 (4x) MR vs. Michigan (2/14/23)
FG ATTEMPTS: 14 (2x) MR at Nebraska (2/11/23)
3-POINT FGS: 5 vs. Northwestern (2/5/23)
3-POINT FGAS: 11 vs. Northwestern (2/5/23)
FREE THROWS: 9 vs. Michigan (2/14/23)
FT ATTEMPTS: 10 vs. Michigan (2/14/23)
REBOUNDS: 11 at Indiana (1/14/23)
ASSISTS: 3 (2x) MR vs. Maryland (12/6/22)
BLOCKS: 1 (2x) MR vs. Maryland (12/6/22)
STEALS: 2 vs. Minnesota (1/3/23)
MINUTES: 39 at Nebraska (2/11/23)

#3 ESSEGIAN, Connor

Opponent	Date	GS	MIN	Total		3-Pointers		Free throws		Rebounds			PF	A	TO	BLK	STL	PTS	AVG	
				FG-GA	PCT	3FG-3FGA	PCT	FT-FTA	PCT	OFF	DEF	TOT								
South Dakota	11/07/2022		14:23	2-3	.667	2-3	.667	0-0	.000	0	1	1	1.0	2	1	1	0	1	6	6.0
vs Stanford	11/11/2022		23:01	3-9	.333	2-4	.500	0-0	.000	0	2	2	1.5	1	0	0	0	0	8	7.0
Green Bay	11/15/2022		07:29	0-1	.000	0-0	.000	2-2	1.000	0	1	1	1.3	0	0	2	0	2	5.3	
vs Dayton	11/23/2022		19:23	3-6	.500	2-4	.500	5-5	1.000	0	2	2	1.5	1	0	1	0	1	13	7.3
vs Kansas	11/24/2022		31:05	6-12	.500	3-7	.429	2-2	1.000	1	4	5	2.2	2	1	1	0	1	17	9.2
vs Southern California	11/25/2022		25:27	4-8	.500	4-6	.667	0-0	.000	0	4	4	2.5	1	0	1	0	1	12	9.7
Wake Forest	11/29/2022		22:60	3-7	.429	2-5	.400	4-4	1.000	2	2	4	2.7	2	2	3	0	0	12	10.0
at Marquette	12/03/2022		22:50	5-10	.500	2-5	.400	0-0	.000	1	2	3	2.8	4	3	1	0	1	12	10.3
Maryland	12/06/2022		22:06	2-7	.286	2-5	.400	2-2	1.000	0	1	1	2.6	0	3	0	0	1	8	10.0
at Iowa	12/11/2022		32:15	5-11	.455	2-6	.333	2-2	1.000	0	6	6	2.9	0	1	3	0	1	14	10.4
Lehigh	12/15/2022		20:08	5-10	.500	3-7	.429	0-0	.000	2	4	6	3.2	1	0	1	0	1	13	10.6
Western Mich.	12/30/2022		23:07	2-6	.333	2-6	.333	2-2	1.000	0	2	2	3.2	2	1	0	0	0	8	10.4
Minnesota	01/03/2023		19:42	3-7	.429	1-3	.333	4-5	.800	0	4	4	3.2	1	0	1	0	2	11	10.5
at Illinois	01/07/2023		23:39	2-5	.400	1-3	.333	0-0	.000	0	0	0	2.9	0	0	2	0	0	5	10.1
Michigan St.	01/10/2023		27:40	5-7	.714	3-4	.750	0-0	.000	1	0	1	2.8	0	0	0	0	1	13	10.3
at Indiana	01/14/2023		33:18	4-13	.308	3-7	.429	3-4	.750	2	9	11	3.3	1	1	1	0	0	14	10.5
Penn St.	01/17/2023	*	33:20	4-7	.571	2-4	.500	0-0	.000	0	3	3	3.3	3	0	0	0	1	10	10.5
at Northwestern	01/23/2023	*	34:53	1-11	.273	2-8	.250	2-2	1.000	0	4	4	3.3	1	2	1	0	0	10	10.4
at Maryland	01/25/2023	*	34:57	6-12	.500	4-6	.667	3-4	.750	1	3	4	3.4	2	0	2	0	0	19	10.9
Illinois	01/28/2023	*	26:34	0-5	.000	0-4	.000	3-4	.750	0	0	0	3.2	2	1	2	0	0	3	10.5
at Ohio St.	02/02/2023	*	35:26	5-10	.500	2-5	.400	5-6	.833	1	6	7	3.4	2	1	1	0	1	17	10.8
Northwestern	02/05/2023	*	34:25	5-14	.357	5-11	.455	0-1	.000	1	3	4	3.4	2	1	0	0	0	15	11.0
at Penn St.	02/08/2023	*	34:18	6-9	.667	4-7	.571	2-2	1.000	0	1	1	3.3	3	1	1	0	1	18	11.3
at Nebraska	02/11/2023	*	39:15	5-14	.357	3-10	.300	0-0	.000	3	5	8	3.5	2	1	1	0	1	13	11.4
Michigan	02/14/2023	*	31:47	6-12	.500	2-7	.286	9-10	.900	0	3	3	3.5	3	1	1	0	1	23	11.8
Totals			9 672:26	94-216	.435	58-137	.423	50-57	.877	15	72	87	3.5	41	21	21	0	16	296	11.8

ESSEGIAN, Connor

				Field Goals		3-Point		F-Throws		Rebounds								Scoring		
SEASON	TEAM	GP-GS	MIN/AVG	FG-FGA	FG%	3FG-3FGA	3FG%	FT-FTA	FT%	OFF	DEF	TOT	AVG	PF-FO	A	TO	BLK	STL	PTS	AVG
2022-23	Wisc	25-9	672/26.9	94-216	.435	58-137	.423	50-57	.877	15	72	87	3.5	41-0	21	27	0	16	296	11.8
TOTAL		25-9	672/26.9	94-216	.435	58-137	.423	50-57	.877	15	72	87	3.5	41-0	21	27	0	16	296	11.8

4 | KAMARI McGEE

Sophomore | Guard | 6-0 | 180
Racine, Wis. | Racine St. Catherine's (Green Bay)



Twitter: @KamariMcGee | Instagram: @killa_._kam

INDIVIDUAL BENCHMARKS

	SEASON	CAREER
GP/GS:	21/0	51/22
10+ POINTS:	--	16
20+ POINTS:	--	5
5+ REBOUNDS:	--	5
3+ ASSISTS:	--	9
2+ STEALS:	--	8
LED TEAM IN PTS:	--	11
LED TEAM IN AST:	--	12

GET TO KNOW KAMARI

A sophomore from Racine, Wisconsin, Kamari McGee returns home to play for the Badgers after transferring from Green Bay. The point guard was named to the 2021-22 Horizon League All-Freshman Team last season, playing in 30 games (20 starts) for the Phoenix as the team’s leading scorer with 11.6 points per game. McGee posted four 20-plus point performances in his freshman season at Green Bay, including a career-high 24 points against Wright State. A standout prep athlete at Racine St. Catherine’s, McGee helped lead the Angels to a 29-1 record his senior season and capture the 2020 WIAA Division 3 state championship. He averaged 17 points, seven rebounds and four assists per game as a senior.

TOP CAREER PERFORMANCES

- at Marquette (12/03/22): Scored his first points as a Badger, finishing with 5 pts off the bench in a win.
- WRIGHT STATE (2/9/22): Finished with a career-high 24 points, 5 rebounds and 5 steals.

SEASON HIGHS

POINTS: 6 vs. Michigan (2/14/23)
FIELD GOALS: 3 vs. Michigan (2/14/23)
FG ATTEMPTS: 4 (2x) MR vs. Michigan (2/14/23)
3-POINT FGS: 1 (2x) MR at Northwestern (1/23/23)
3-POINT FGAS: 2 vs. Marquette (12/3/22)
FREE THROWS: 1 vs. Western Michigan (12/30/22)
FT ATTEMPTS: 2 vs. Western Michigan (12/30/22)
REBOUNDS: 2 (2x) MR vs. Marquette (12/3/22)
ASSISTS: 2 (2x) MR vs. Lehigh (12/15/22)
BLOCKS: --
STEALS: 1 (5x) MR vs. Northwestern (2/6/23)
MINUTES: 13 vs. Michigan (2/14/23)

CAREER HIGHS

POINTS: 24 vs. Wright State (2/9/22)*
FIELD GOALS: 9 (2x) MR vs. Wright State (2/9/22)*
FG ATTEMPTS: 19 vs. UIC (1/15/22)*
3-POINT FGS: 2 (9x) MR vs. Detroit (3/1/22)*
3-POINT FGAS: 8 at Milwaukee (2/13/22)*
FREE THROWS: 8 vs. Milwaukee (1/5/22)*
FT ATTEMPTS: 8 vs. Milwaukee (1/5/22)*
REBOUNDS: 9 (2x) MR vs. Detroit (3/1/22)*
ASSISTS: 4 (2x) MR vs. Cleveland St (2/20/22)*
BLOCKS: 1 (2x) MR vs. Pur-Ft Wayne (2/18/22)*
STEALS: 4 at IUPUI (2/26/22)*
MINUTES: 40 vs. UIC (1/15/22)*

*recorded at Green Bay

GAME-BY-GAME STATISTICS

#4 MCGEE, Kamari

Opponent	Date	GS	MIN	Total		3-Pointers		Free throws		Rebounds				PF	A	TO	BLK	STL	PTS	AVG
				FG-FGA	PCT	3FG-3FGA	PCT	FT-FTA	PCT	OFF	DEF	TOT	AVG							
South Dakota	11/07/2022		08:02	0-1	.000	0-1	.000	0-0	.000	0	2	2	2.0	2	2	1	0	1	0	0.0
vs Stanford	11/11/2022		01:37	0-0	.000	0-0	.000	0-0	.000	0	0	0	1.0	1	0	0	0	0	0	0.0
Green Bay	11/15/2022		05:30	0-0	.000	0-0	.000	0-0	.000	0	0	0	0.7	1	1	1	0	0	0	0.0
vs Kansas	11/24/2022		04:44	0-0	.000	0-0	.000	0-0	.000	0	1	1	0.8	3	0	0	0	0	0	0.0
at Marquette	12/03/2022		09:55	2-3	.667	1-2	.500	0-0	.000	1	1	2	1.0	0	0	1	0	0	5	1.0
Maryland	12/06/2022		02:31	0-0	.000	0-0	.000	0-0	.000	0	0	0	0.8	0	0	0	0	0	0	0.8
at Iowa	12/11/2022		03:47	0-1	.000	0-1	.000	0-0	.000	0	0	0	0.7	0	0	0	0	1	0	0.7
Lehigh	12/15/2022		11:53	0-1	.000	0-1	.000	0-0	.000	0	1	1	0.8	2	2	1	0	1	0	0.6
Western Mich.	12/30/2022		08:41	0-1	.000	0-1	.000	1-2	.500	0	1	1	0.8	0	1	0	0	0	1	0.7
Minnesota	01/03/2023		03:30	0-0	.000	0-0	.000	0-0	.000	0	0	0	0.7	0	0	0	0	0	0	0.6
at Illinois	01/07/2023		02:29	0-1	.000	0-1	.000	0-0	.000	0	0	0	0.6	1	0	1	0	0	0	0.5
at Indiana	01/14/2023		01:43	1-1	1.000	0-0	.000	0-0	.000	0	0	0	0.6	0	0	0	0	0	2	0.7
Penn St.	01/17/2023		02:45	0-0	.000	0-0	.000	0-0	.000	0	0	0	0.5	0	0	0	0	0	0	0.6
at Northwestern	01/23/2023		06:38	1-1	1.000	1-1	1.000	0-0	.000	0	1	1	0.6	2	0	0	0	0	3	0.8
at Maryland	01/25/2023		08:33	0-4	.000	0-1	.000	0-0	.000	0	0	0	0.5	0	0	0	0	1	0	0.7
Illinois	01/28/2023		01:26	0-0	.000	0-0	.000	0-0	.000	0	0	0	0.5	1	0	0	0	0	0	0.7
at Ohio St.	02/02/2023		04:44	0-0	.000	0-0	.000	0-0	.000	0	0	0	0.5	0	1	0	0	0	0	0.6
Northwestern	02/05/2023		03:48	1-1	1.000	0-0	.000	0-0	.000	0	1	1	0.5	1	1	0	0	1	2	0.7
at Penn St.	02/08/2023		04:54	0-0	.000	0-0	.000	0-0	.000	0	0	0	0.5	1	1	0	0	0	0	0.7
at Nebraska	02/11/2023		02:55	0-0	.000	0-0	.000	0-0	.000	0	0	0	0.5	1	1	0	0	0	0	0.7
Michigan	02/14/2023		13:42	3-4	.750	0-1	.000	0-0	.000	1	0	1	0.5	0	1	1	0	0	6	0.9
Totals			0 113:48	8-19	.421	2-10	.200	1-2	.500	2	8	10	0.5	16	11	6	0	5	19	0.9

CAREER STATISTICS

MCGEE, Kamari

SEASON	TEAM	GP-GS	MIN/AVG	Field Goals		3-Point		F-Throws		Rebounds				Scoring	
				FG-FGA	FG%	3FG-3FGA	3FG%	FT-FTA	FT%	OFF	DEF	TOT	AVG	PF-FO	A
2021-22	GB	30-21	873/29.1	132-340	.388	25-91	.275	59-73	.808	16	67	83	2.8	72-1	58
2022-23	Wisc	21-0	114/5.4	8-19	.421	2-10	.200	1-2	.500	2	8	10	0.5	16-0	11
TOTAL FOR Wisc		21-0	114/5.4	8-19	.421	2-10	.200	1-2	.500	2	8	10	0.5	16-0	11
TOTAL		51-21	987/19.4	140-359	.390	27-101	.267	60-75	.800	18	75	93	1.8	88-1	69

5 | TYLER WAHL

Senior | Forward | 6-9 | 225
Lakeville, Minn. | Lakeville North



Twitter: @tjwahl01 | Instagram: @tjwahl01

INDIVIDUAL BENCHMARKS		
	SEASON	CAREER
GP/GS:	22/22	116/75
10+ POINTS:	13	37
20+ POINTS:	2	5
5+ REBOUNDS:	15	57
10+ REBOUNDS:	2	9
DOUBLE-DOUBLES:	2	6
2+ BLOCKS:	3	15
LED UW IN PTS:	4	8
LED UW IN REB:	8	24

GET TO KNOW TYLER

Senior forward Tyler Wahl has not only become one of the most valuable players in the Big Ten, but one of the most versatile in the country. Wahl is the most experienced Badger on this season's squad. Skilled both defensively and offensively, Wahl averaged 11.4 points and 5.9 rebounds per game last season, while also leading the team in steals (37) and ranking second in blocks (25). One of Wahl's best performances came in UW's Big Ten title-clinching home win over No. 8 Purdue, during which he posted a team-high 19 points, five steals, two blocks, two rebounds and two assists. As a prep senior at Lakeville North, Wahl averaged 18.0 points, 10.0 rebounds and 6.6 assists per game, leading the Panthers to a 27-5 record, the school's first-ever conference title, and an appearance in the Class AAAA state championship game. He earned back-to-back AP second-team All-State honors as a junior and senior, setting the school record for rebounds (905) and finishing third in Panther history with 1,397 points.

- HONORS
- 2022 Battle 4 Atlantis All-Tournament Team
 - 2022 All-Big Ten Honorable Mention

- TOP SEASON PERFORMANCES
- **vs. #3 Kansas (11/24/22):** Matched a career-high with 23 points, plus 10 reb, 3 stl and 2 ast.
 - **SOUTH DAKOTA (11/7/22):** Posted his 5th career double-double with 19 points and 10 rebounds.
 - **#8 PURDUE (3/1/22):** Team-high 19 points and career-high 5 steals in conference clinching win
 - **RUTGERS (2/12/22):** Led UW with a career-high 23 points (9-14 FG, 1-1 3FG, 4-5 FT), 3 reb, 2 ast, 2 stl
 - **#16 OHIO STATE (1/13/22):** Scored 20 points, grabbed 7 rebounds, dished 6 assists, and 3 steals

SEASON HIGHS			CAREER HIGHS		
POINTS:	23 vs. Kansas (11/24/22)		POINTS:	23 (2x) MR vs. Kansas (11/24/22)	
FIELD GOALS:	9 at Iowa (12/11/22)		FIELD GOALS:	9 (2x) MR at Iowa (12/11/22)	
FG ATTEMPTS:	19 vs. Kansas (11/24/22)		FG ATTEMPTS:	19 vs. Kansas (11/24/22)	
3-POINT FGS:	1 (7x) MR vs. Illinois (1/28/23)		3-POINT FGS:	2 (3x) MR vs. Ohio State (1/13/22)	
3-POINT FGAS:	4 at Northwestern (1/23/23)		3-POINT FGAS:	5 at Nebraska (2/10/21)	
FREE THROWS:	9 vs. South Dakota (11/7/22)		FREE THROWS:	9 vs. South Dakota (11/7/22)	
FT ATTEMPTS:	10 vs. South Dakota (11/7/22)		FT ATTEMPTS:	12 vs. Illinois St (12/29/21)	
REBOUNDS:	10 (2x) MR vs. Kansas (11/24/22)		REBOUNDS:	15 vs. Green Bay (12/1/20)	
ASSISTS:	8 at Penn State (2/8/23)		ASSISTS:	8 at Penn State (2/8/23)	
BLOCKS:	2 (3x) MR at Penn State (2/8/23)		BLOCKS:	4 vs. Saint Mary's (11/24/21)	
STEALS:	4 at Iowa (12/6/22)		STEALS:	5 (2x) MR vs. Nebraska (3/6/22)	
MINUTES:	42 at Penn State (2/8/23)		MINUTES:	42 at Penn State (2/8/23)	

GAME-BY-GAME STATISTICS

#5 WAHL, Tyler

Opponent	Date	GS	MIN	Total		3-Pointers		Free throws		Rebounds			PF	A	TO	BLK	STL	PTS	AVG		
				FG-FGA	PCT	3FG-3FGA	PCT	FT-FTA	PCT	OFF	DEF	TOT									
South Dakota	11/07/2022	*	26:58	5-11	.455	0-3	.000	9-11	.900	3	7	10	10.0	2	4	3	1	2	19	19.0	
vs Stanford	11/11/2022	*	32:48	6-13	.462	1-2	.500	4-8	.500	1	4	5	7.5	2	0	2	0	3	17	18.0	
Green Bay	11/15/2022	*	23:49	2-11	.182	0-1	.000	4-4	1.000	2	7	9	8.0	4	0	4	0	0	8	14.7	
vs Dayton	11/23/2022	*	24:06	1-8	.125	0-2	.000	1-1	1.000	2	1	3	6.8	4	0	3	0	1	3	11.8	
vs Kansas	11/24/2022	*	35:00	8-19	.421	0-1	.000	7-8	.875	3	7	10	7.4	4	2	2	0	3	23	14.0	
vs Southern California	11/25/2022	*	35:22	6-12	.500	0-1	.000	2-3	.667	1	8	9	7.7	0	3	2	0	0	14	14.0	
Wake Forest	11/29/2022	*	30:55	6-14	.429	0-1	.000	5-5	1.000	1	3	4	7.1	3	2	2	0	0	17	14.4	
at Marquette	12/03/2022	*	38:33	6-12	.500	1-3	.333	2-4	.500	0	7	7	7.1	3	1	5	1	2	15	14.5	
Maryland	12/06/2022	*	28:48	3-10	.300	0-1	.000	3-7	.429	0	5	5	6.9	5	3	3	2	1	9	13.9	
at Iowa	12/11/2022	*	40:05	9-14	.643	1-2	.500	2-5	.400	1	6	7	6.9	4	3	4	0	4	21	14.6	
Lehigh	12/15/2022	*	31:50	5-11	.455	1-1	1.000	2-4	.500	2	5	7	6.9	0	4	3	0	2	13	14.5	
Western Mich.	12/30/2022	*	25:45	5-10	.500	0-0	.000	0-2	.000	1	4	5	6.8	2	2	2	0	0	10	14.1	
Minnesota	01/03/2023	*	08:50	1-5	.200	0-1	.000	0-0	.000	0	2	2	6.4	0	0	0	1	0	2	13.2	
Penn St.	01/17/2023	*	32:50	3-10	.300	1-1	1.000	3-6	.500	2	3	5	6.3	3	2	1	1	1	10	12.9	
at Northwestern	01/23/2023	*	35:01	4-10	.400	1-4	.250	2-5	.400	1	4	5	6.2	4	3	4	0	0	11	12.8	
at Maryland	01/25/2023	*	32:18	6-13	.462	0-0	.000	1-1	1.000	1	3	4	6.1	1	3	1	0	0	13	12.8	
Illinois	01/28/2023	*	19:17	4-7	.571	1-2	.500	0-0	.000	0	4	4	5.9	4	1	1	0	0	9	12.6	
at Ohio St.	02/02/2023	*	33:58	2-10	.200	0-1	.000	1-5	.200	2	2	4	5.8	2	2	1	0	2	5	12.2	
Northwestern	02/05/2023	*	29:42	2-5	.400	0-0	.000	1-4	.250	0	1	1	5.6	3	4	1	0	1	5	11.8	
at Penn St.	02/08/2023	*	42:32	6-10	.600	0-1	.000	4-6	.667	1	5	6	5.6	1	8	1	2	1	16	12.0	
at Nebraska	02/11/2023	*	39:40	1-6	.167	0-0	.000	4-6	.667	2	5	7	5.7	5	5	5	0	1	6	11.7	
Michigan	02/14/2023	*	33:20	2-11	.182	0-0	.000	2-4	.500	5	4	9	5.8	3	0	1	0	0	6	11.5	
Totals			22	681:27	93-232	.401	7-28	.250	59-98	.602	31	97	128	5.8	59	52	51	10	24	252	11.5

CAREER STATISTICS

WAHL, Tyler

				Field Goals		3-Point		F-Throws		Rebounds								Scoring			
SEASON	TEAM	GP-GS	MIN	AVG	FG-FGA	FG%	3FG-3FGA	3FG%	FT-FTA	FT%	OFF	DEF	TOT	AVG	PF-FO	A	TO	BLK	STL	PTS	AVG
2019-20	Wisc	31-3	478	15.4	34-79	.430	6-28	.214	7-18	.389	34	48	82	2.6	64-0	32	33	5	20	81	2.6
2020-21	Wisc	31-18	762	24.6	58-133	.436	10-36	.278	34-60	.567	33	100	133	4.3	68-1	42	28	21	31	160	5.2
2021-22	Wisc	32-32	973	30.4	145-281	.516	6-37	.162	70-100	.700	52	137	189	5.9	80-1	49	52	25	37	366	11.4
2022-23	Wisc	22-22	681	31.0	93-232	.401	7-28	.250	59-98	.602	31	97	128	5.8	59-2	52	51	10	24	252	11.5
TOTAL		116-75	2894	24.9	330-725	.455	29-129	.225	170-276	.616	150	382	532	4.6	271-4	175	164	61	112	859	7.4

11 | MAX KLESMIT

Junior | Guard | 6-3 | 200
Neenah, Wis. | Neenah



Twitter: @maxkle2 | Instagram: @maxklesmit

INDIVIDUAL BENCHMARKS

	SEASON	CAREER
GP/GS:	23/23	73/56
10+ POINTS:	8	40
20+ POINTS:	--	7
5+ REBOUNDS:	3	15
3+ ASSISTS:	3	13
LED TEAM IN PTS:	--	12
LED TEAM IN 3FGS:	2	18

GET TO KNOW MAX

A junior guard from Neenah, Wisconsin, Max Klesmit returns home to the state of Wisconsin looking to live out a life-long dream of playing for the Badgers. Klesmit spent the last two seasons at Wofford, where he played in 50 games and made 33 starts. The team's second-leading scorer his sophomore season, Klesmit was a third-team All-Southern Conference honoree after he averaged 14.9 points per game and shot 44.6 percent from the floor. A standout prep athlete at Neenah High School, Klesmit was named the Fox Valley Association Player of the Year as a senior, averaging 25.5 points and 7.8 rebounds per game while leading the Rockets to a 23-2 record and a section final.

HONORS

- 2021-22 Third-Team All-Southern Conference
- 2020-21 Southern Conference All-Freshman Team
- 2020-21 Southern Conference Academic Honor Roll

TOP CAREER PERFORMANCES

- **vs. #3 Kansas (11/24/22):** Played a career-high 43 minutes, finishing with 13 points (4-6 FG, 2-3 3FG).
- **SOUTH DAKOTA (11/7/22):** Made his Badger debut, finishing with 11 points (2-3 3FG).
- **THE CITADEL (1/19/22):** Matched career-high with 27 points (10-16 FG, 5-8 3FG), plus 5 rebounds
- **at South Carolina (11/23/22):** Scored a career-high 27 points (8-10 FG, 5-7 3FG), plus 4 steals

SEASON HIGHS

POINTS: 13 (2x) MR vs. Marquette (12/3/22)
FIELD GOALS: 5 at Nebraska (2/11/23)
FG ATTEMPTS: 11 vs. Michigan (2/14/23)
3-POINT FGS: 3 vs. Illinois (1/28/23)
3-POINT FGAS: 7 at Ohio State (2/2/23)
FREE THROWS: 4 vs. Marquette (12/3/22)
FT ATTEMPTS: 5 vs. Marquette (12/3/22)
REBOUNDS: 8 (2x) MR at Nebraska (2/11/23)
ASSISTS: 4 vs. Marquette (12/3/22)
BLOCKS: 1 (5x) MR vs. Northwestern (2/5/23)
STEALS: 3 (2x) MR at Indiana (1/14/23)
MINUTES: 43 vs. Kansas (11/24/22)

CAREER HIGHS

POINTS: 27 (2x) MR vs. The Citadel (1/19/22)*
FIELD GOALS: 10 vs. The Citadel (1/19/22)*
FG ATTEMPTS: 16 (3x) MR at Chattanooga (1/26/22)*
3-POINT FGS: 5 (2x) MR vs. The Citadel (1/19/22)*
3-POINT FGAS: 10 (3x) MR vs. ETSU (2/5/22)*
FREE THROWS: 7 (2x) MR at Samford (2/9/22)*
FT ATTEMPTS: 10 at Samford (2/9/22)*
REBOUNDS: 8 (2x) MR at Nebraska (2/11/23)
ASSISTS: 6 vs. W Carolina (2/12/22)*
BLOCKS: 1 (4x) MR at Illinois (1/7/23)
STEALS: 5 at The Citadel (2/16/22)*
MINUTES: 43 vs. Kansas (11/24/22)

*recorded at Wofford

GAME-BY-GAME STATISTICS

#11 KLESMIT, Max

Opponent	Date	GS	MIN	Total		3-Pointers		Free throws		Rebounds			PF	A	TO	BLK	STL	PTS	AVG		
				FG-FGA	PCT	3FG-3FGA	PCT	FT-FTA	PCT	OFF	DEF	TOT								AVG	
South Dakota	11/07/2022	*	30:39	3-6	.500	2-3	.667	3-4	.750	0	4	4	4.0	2	0	2	0	1	11	11.0	
vs Stanford	11/11/2022	*	16:59	0-1	.000	0-1	.000	0-0	.000	0	3	3	3.5	4	1	0	0	1	0	5.5	
Green Bay	11/15/2022	*	35:57	2-5	.400	2-4	.500	3-4	.750	1	4	5	4.0	1	1	0	0	2	9	6.7	
vs Dayton	11/23/2022	*	22:14	1-5	.200	1-3	.333	0-0	.000	0	5	5	4.3	2	0	1	1	2	3	5.8	
vs Kansas	11/24/2022	*	43:08	4-6	.667	2-3	.667	3-4	.750	0	1	1	3.6	2	2	0	0	1	13	7.2	
vs Southern California	11/25/2022	*	30:50	0-2	.000	0-1	.000	0-0	.000	0	1	1	3.2	3	2	1	0	0	0	6.0	
Wake Forest	11/29/2022	*	36:07	1-3	.333	0-2	.000	0-0	.000	0	1	1	2.9	2	3	1	0	3	2	5.4	
at Marquette	12/03/2022	*	34:22	4-8	.500	1-3	.333	4-5	.800	0	3	3	2.9	3	4	2	0	2	13	6.4	
Maryland	12/06/2022	*	34:27	2-6	.333	1-3	.333	2-2	1.000	0	3	3	2.9	2	2	1	0	2	7	6.4	
at Iowa	12/11/2022	*	30:20	3-5	.600	1-2	.500	0-0	.000	0	2	2	2.8	3	2	1	0	1	7	6.5	
Lehigh	12/15/2022	*	29:19	3-5	.600	2-3	.667	0-0	.000	0	1	1	2.6	1	3	1	0	1	8	6.6	
Western Mich.	12/30/2022	*	31:12	3-5	.600	1-3	.333	0-0	.000	0	0	0	2.4	0	0	0	0	1	7	6.7	
Minnesota	01/03/2023	*	34:58	2-8	.250	1-4	.250	0-0	.000	0	1	1	2.3	3	3	2	1	3	5	6.5	
at Illinois	01/07/2023	*	33:13	4-9	.444	2-5	.400	1-3	.333	1	3	4	2.4	4	1	0	1	2	11	6.9	
Michigan St.	01/10/2023	*	28:53	2-7	.286	1-5	.200	2-2	1.000	0	2	2	2.4	4	0	1	0	2	7	6.9	
at Indiana	01/14/2023	*	32:53	4-10	.400	1-5	.200	0-3	.000	1	1	2	2.4	2	1	0	0	3	9	7.0	
Penn St.	01/17/2023	*	09:47	1-4	.250	1-3	.333	0-0	.000	0	1	1	2.3	2	0	0	0	0	3	6.8	
Illinois	01/28/2023	*	34:25	4-10	.400	3-6	.500	1-3	.333	2	6	8	2.6	2	2	0	0	2	12	7.1	
at Ohio St.	02/02/2023	*	31:58	4-9	.444	2-7	.286	2-2	1.000	0	1	1	2.5	3	1	1	0	1	12	7.3	
Northwestern	02/05/2023	*	31:31	2-6	.333	1-4	.250	1-2	.500	1	2	3	2.6	0	1	3	1	1	6	7.3	
at Penn St.	02/08/2023	*	38:09	2-5	.400	0-2	.000	1-2	.500	0	3	3	2.6	3	1	0	0	0	5	7.1	
at Nebraska	02/11/2023	*	35:00	5-10	.500	2-5	.400	0-0	.000	0	2	2	2.5	5	1	2	0	0	12	7.4	
Michigan	02/14/2023	*	35:35	3-11	.273	2-3	.667	2-2	1.000	0	2	2	2.5	2	0	0	0	0	10	7.5	
Totals			23	721:57	59-146	.404	29-80	.363	25-38	.658	6	52	58	2.5	55	31	19	4	31	172	7.5

CAREER STATISTICS

KLESMIT, Max

SEASON	TEAM	GP-GS	MIN/AVG	Field Goals		3-Point		F-Throws		Rebounds			Scoring							
				FG-FGA	FG%	3FG-3FGA	3FG%	FT-FTA	FT%	OFF	DEF	TOT	AVG	PF-FO	A	TO	BLK	STL	PTS	AVG
2020-21	WOF	19-2	429/22.6	54-116	.466	25-67	.373	22-26	.846	9	43	52	2.7	46-1	22	23	0	24	155	8.2
2021-22	WOF	31-31	986/31.8	156-350	.446	68-200	.340	82-98	.837	13	73	86	2.8	84-2	60	66	3	50	462	14.9
2022-23	Wisc	23-23	722/31.4	59-146	.404	29-80	.363	25-38	.658	6	52	58	2.5	55-1	31	19	4	31	172	7.5
TOTAL FOR Wisc		23-23	722/31.4	59-146	.404	29-80	.363	25-38	.658	6	52	58	2.5	55-1	31	19	4	31	172	7.5
TOTAL		73-56	2137/29.3	269-612	.440	122-347	.352	129-162	.796	28	168	196	2.7	185-4	113	108	7	105	789	10.8

14 | CARTER GILMORE

Junior | Forward | 6-7 | 225
Hartland, Wis. | Arrowhead



Twitter: @CarterGilmore03 | Instagram: @cartergilmore_

INDIVIDUAL BENCHMARKS

	SEASON	CAREER
GP/GS:	25/4	56/3
5+ POINTS:	7	8
10+ POINTS:	--	--
5+ REBOUNDS:	3	5
2+ BLOCKS:	--	1

GET TO KNOW CARTER

Carter Gilmore is now in his third season with the Badgers. Last year, he played in 22 games for UW and came off the bench averaging 7.8 minutes per contest. He scored a season-high 5 points in UW's opener against St. Francis Brooklyn. A preferred walk-on who has since earned a scholarship, Gilmore was a standout in-state recruit at Arrowhead. Named the Classic Eight Conference Player of the Year, Gilmore led Arrowhead to a program-best record of 23-1 and a regional championship his senior season. Gilmore finished his prep career as Arrowhead's all-time leading scorer (1,565 pts). As a senior, he averaged 26.8 points, 11.3 rebounds and 5.6 assists per game. Carter's father, Brian, was on the coaching staff of Bo Ryan's first Division III national championship team at UW-Platteville in 1991. Carter's mother, Stephanie, was a stand-out player on the UW-Platteville women's team, inducted into the WIAC Hall of Fame in 2018.

TOP CAREER PERFORMANCES

- GREEN BAY (11/15/22): Played a season-high 21 minutes, matching career highs with 5 points and 5 rebounds, plus 1 assist and 1 steal in the win.

SEASON HIGHS

POINTS: 8 at Iowa (12/11/22)
FIELD GOALS: 4 at Iowa (12/11/22)
FG ATTEMPTS: 7 at Iowa (12/11/22)
3-POINT FGS: 1 (5x) MR vs. Illinois (1/28/23)
3-POINT FGAS: 2 (5x) MR at Penn State (2/8/23)
FREE THROWS: 2 (3x) MR at Penn State (2/8/23)
FT ATTEMPTS: 5 vs. Maryland (12/6/22)
REBOUNDS: 7 at Illinois (1/7/23)
ASSISTS: 3 (2x) MR vs. W Michigan (12/30/22)
BLOCKS: 1 (2x) MR vs. Maryland (12/6/22)
STEALS: 2 (2x) MR vs. Kansas (11/24/22)
MINUTES: 33 at Indiana (1/14/23)

CAREER HIGHS

POINTS: 8 at Iowa (12/11/22)
FIELD GOALS: 4 at Iowa (12/11/22)
FG ATTEMPTS: 7 at Iowa (12/11/22)
3-POINT FGS: 1 (5x) MR vs. vs. Illinois (1/28/23)
3-POINT FGAS: 3 at Purdue (1/3/22)
FREE THROWS: 2 (4x) MR at Penn State (2/8/23)
FT ATTEMPTS: 5 vs. vs. Maryland (12/6/22)
REBOUNDS: 7 at Illinois (1/7/23)
ASSISTS: 3 (2x) MR vs. W Michigan (12/30/22)
BLOCKS: 1 (2x) MR vs. Maryland (12/6/22)
STEALS: 2 (2x) MR vs. Kansas (11/24/22)
MINUTES: 33 at Indiana (1/14/23)

GAME-BY-GAME STATISTICS

#14 GILMORE, Carter

Opponent	Date	GS	MIN	Total		3-Pointers		Free throws		Rebounds				PF	A	TO	BLK	STL	PTS	AVG
				FG-FGA	PCT	3FG-3FGA	PCT	FT-FTA	PCT	OFF	DEF	TOT	AVG							
South Dakota	11/07/2022		12:12	1-1	1.000	0-0	.000	0-0	.000	2	1	3	3.0	0	1	0	0	1	2	2.0
vs Stanford	11/11/2022		12:07	1-4	.250	0-0	.000	0-0	.000	0	1	1	2.0	3	0	0	1	2	2	2.0
Green Bay	11/15/2022		20:44	2-4	.500	1-1	1.000	0-0	.000	2	3	5	3.0	4	1	2	0	1	5	3.0
vs Dayton	11/23/2022		19:28	0-3	.000	0-1	.000	0-0	.000	1	2	3	3.0	3	0	0	0	1	0	2.3
vs Kansas	11/24/2022		14:09	2-3	.667	0-0	.000	0-0	.000	1	1	2	2.8	2	0	0	0	2	4	2.6
vs Southern California	11/25/2022		12:19	1-3	.333	0-1	.000	0-0	.000	0	1	1	2.5	1	0	0	0	1	2	2.5
Wake Forest	11/29/2022		17:50	0-1	.000	0-1	.000	0-1	.000	0	1	1	2.3	0	2	0	0	1	0	2.1
at Marquette	12/03/2022		17:59	0-0	.000	0-0	.000	0-2	.000	1	2	3	2.4	1	3	0	0	1	0	1.9
Maryland	12/06/2022		23:27	2-4	.500	1-2	.500	2-5	.400	0	3	3	2.4	3	1	1	0	7	2	2.4
at Iowa	12/11/2022		21:22	4-7	.571	0-2	.000	0-0	.000	3	1	4	2.6	3	0	1	0	1	8	3.0
Lehigh	12/15/2022		16:21	2-6	.333	0-1	.000	1-2	.500	3	2	5	2.8	0	0	0	0	0	5	3.2
Western Mich.	12/30/2022		19:32	1-2	.500	1-1	1.000	0-0	.000	2	0	2	2.8	3	3	0	0	1	3	3.2
Minnesota	01/03/2023		29:53	1-3	.333	0-0	.000	0-0	.000	0	0	0	2.5	4	1	0	0	1	2	3.1
at Illinois	01/07/2023	*	30:36	2-3	.667	0-0	.000	0-1	.000	3	4	7	2.9	3	1	1	0	0	4	3.1
Michigan St.	01/10/2023	*	28:41	2-3	.667	1-1	1.000	0-0	.000	0	1	1	2.7	3	1	0	0	0	5	3.3
at Indiana	01/14/2023	*	33:05	2-5	.400	0-2	.000	0-0	.000	0	2	2	2.7	2	1	2	0	0	4	3.3
Penn St.	01/17/2023		13:46	0-0	.000	0-0	.000	0-0	.000	1	1	2	2.6	0	0	0	1	0	0	3.1
at Northwestern	01/23/2023		09:27	1-1	1.000	0-0	.000	2-2	1.000	2	0	2	2.6	1	1	0	0	0	4	3.2
at Maryland	01/25/2023		22:37	3-5	.600	0-1	.000	0-0	.000	0	0	0	2.5	1	1	0	0	0	6	3.3
Illinois	01/28/2023		24:20	2-6	.333	1-2	.500	0-0	.000	2	1	3	2.5	3	2	0	0	1	5	3.4
at Ohio St.	02/02/2023		17:52	1-1	1.000	0-0	.000	0-1	.000	1	0	1	2.4	2	0	0	0	1	2	3.3
Northwestern	02/05/2023		15:52	1-2	.500	0-0	.000	0-0	.000	2	0	2	2.4	1	0	2	0	1	2	3.3
at Penn St.	02/08/2023		23:47	0-3	.000	0-2	.000	2-2	1.000	1	1	2	2.4	4	1	1	0	1	2	3.2
at Nebraska	02/11/2023		08:49	0-0	.000	0-0	.000	0-0	.000	0	1	1	2.3	2	1	0	0	0	0	3.1
Michigan	02/14/2023		15:57	0-0	.000	0-0	.000	1-2	.500	2	1	3	2.4	2	1	0	0	0	1	3.0
Totals		3	482:12	31-70	.443	5-18	.278	8-18	.444	29	30	59	2.4	51	22	10	3	17	75	3.0

CAREER STATISTICS

GILMORE, Carter

		Field Goals		3-Point		F-Throws		Rebounds				Scoring								
SEASON	TEAM	GP-GS	MIN/AVG	FG-FGA	FG%	3FG-3FGA	3FG%	FT-FTA	FT%	OFF	DEF	TOT	AVG	PF-FO	A	TO	BLK	STL	PTS	AVG
2020-21	Wisc	9-0	16/1.8	1-5	.200	0-4	.000	0-0	.000	0	3	3	0.3	2-0	0	0	0	0	2	0.2
2021-22	Wisc	22-0	172/7.8	7-27	.259	1-13	.077	4-7	.571	6	16	22	1.0	20-0	8	2	4	2	19	0.9
2022-23	Wisc	25-3	482/19.3	31-70	.443	5-18	.278	8-18	.444	29	30	59	2.4	51-0	22	10	3	17	75	3.0
TOTAL		56-3	670/12.0	39-102	.382	6-35	.171	12-25	.480	35	49	84	1.5	73-0	30	12	7	19	96	1.7

22

STEVEN CROWL

Junior | Forward | 7-0 | 245
Eagan, Minn. | Eastview



Twitter: @steven_crowl | Instagram: @stevencrowl

INDIVIDUAL BENCHMARKS

	SEASON	CAREER
GP/GS:	25/25	70/59
10+ POINTS:	14	17
20+ POINTS:	3	5
5+ REBOUNDS:	21	35
10+ REBOUNDS:	4	5
DOUBLE-DOUBLES:	3	4
LED UW IN PTS:	5	9
LED UW IN REB:	13	18

GET TO KNOW STEVEN

Steven Crowl is coming off a sophomore season jump that saw him go from playing a total of 39 minutes as a freshman to starting all 33 games for Wisconsin in his second year. Last year, the stretch 7-footer averaged 8.8 points and 4.4 rebounds per game, ranking second on the team shooting 49.6 percent from the floor. Highlighting the significance of his offensive contributions, the Badgers were 12-1 in games last season when Crowl scored in double figures. His best performance of the year came back home on the road at Minnesota, as the Eagan native scored a team-high 20 points (7-9 FG), while grabbing 7 rebounds in the win. Crowl had a standout prep career at Eastview High School, finishing as one of the most decorated players in school history as the school's all-time leading scorer (1,747 pts), rebounder (832 reb) and shot blocker (103 blk). As a senior, he averaged 26.7 points and 12 rebounds per game, while also leading his team in assists (4.3 apg).

TOP SEASON PERFORMANCES

- **at Minnesota (2/23/22):** Scored a team-high 20 pts, shooting 7-9 FG, 1-2 3FG, 5-6 FT, plus 7 reb.
- **PENN STATE (2/5/22):** Led UW with 13 points (3-5 3FG), plus a career-high 5 assists and 4 rebounds.
- **ILLINOIS ST (12/29/21):** Team-high 21 pts (7-8 FG, 2-2 3FG), plus 9 reb for a near double-double.
- **MARQUETTE (12/4/21):** Scored 15 points (6-9 FG, 2-3 3FG), while grabbing a team-high 8 rebounds.
- **ST. FRANCIS BKN (11/9/21):** Recorded a near double-double in his first career start, finishing with 11 points, 8 rebounds and 1 block.

SEASON HIGHS

POINTS: 25 vs. Western Michigan (12/30/22)
FIELD GOALS: 9 (4x) MR vs Penn State (1/17/23)
FG ATTEMPTS: 18 at Illinois (1/7/23)
3-POINT FGS: 3 vs. Western Michigan (12/30/22)
3-POINT FGAS: 7 at Illinois (1/7/23)
FREE THROWS: 4 (3x) MR vs. Western Michigan (12/6/22)
FT ATTEMPTS: 6 (2x) MR vs. Maryland (12/6/22)
REBOUNDS: 12 (2x) MR vs. Michigan (2/14/23)
ASSISTS: 7 (2x) MR at Iowa (12/11/22)
BLOCKS: 3 vs. Stanford (11/11/22)
STEALS: 2 vs. Minnesota (1/3/23)
MINUTES: 40 at Nebraska (2/11/23)

CAREER HIGHS

POINTS: 25 vs. Western Michigan (12/30/22)
FIELD GOALS: 9 (4x) MR vs Penn State (1/17/23)
FG ATTEMPTS: 18 at Illinois (1/7/23)
3-POINT FGS: 3 (2x) MR vs. Western Michigan (12/30/22)
3-POINT FGAS: 7 at Illinois (1/7/23)
FREE THROWS: 5 (2x) MR at Minnesota (2/23/22)
FT ATTEMPTS: 7 vs. Illinois St (12/29/21)
REBOUNDS: 12 (2x) MR vs. Michigan (2/14/23)
ASSISTS: 7 (2x) MR at Iowa (12/11/22)
BLOCKS: 3 vs. Stanford (11/11/22)
STEALS: 2 vs. Minnesota (1/3/23)
MINUTES: 40 at Nebraska (2/11/23)

GAME-BY-GAME STATISTICS

#22 CROWL, Steven

Opponent	Date	GS	MIN	Total		3-Pointers		Free throws		Rebounds			PF	A	TO	BLK	STL	PTS	AVG		
				FG-FGA	PCT	3FG-3FGA	PCT	FT-FTA	PCT	OFF	DEF	TOT								AVG	
South Dakota	11/07/2022	*	24:50	4-8	.500	2-4	.500	2-3	.667	0	3	3	3.0	1	2	2	0	12	12.0		
vs Stanford	11/11/2022	*	33:31	2-6	.333	1-4	.250	4-6	.667	2	9	11	7.0	4	2	2	3	9	10.5		
Green Bay	11/15/2022	*	28:14	3-6	.500	1-1	1.000	2-3	.667	4	5	9	7.7	0	0	2	1	9	10.0		
vs Dayton	11/23/2022	*	32:33	3-11	.273	0-4	.000	3-4	.750	3	4	7	7.5	2	4	2	0	9	9.8		
vs Kansas	11/24/2022	*	34:49	2-6	.333	0-2	.000	0-1	.000	0	6	6	7.2	0	3	0	1	4	8.6		
vs Southern California	11/25/2022	*	30:14	3-10	.300	1-5	.200	1-3	.333	2	5	7	7.2	0	3	1	1	0	8	8.5	
Wake Forest	11/29/2022	*	29:24	5-9	.556	2-3	.667	3-4	.750	1	6	7	7.1	3	3	2	1	0	15	9.4	
at Marquette	12/03/2022	*	35:20	3-4	.750	0-1	.000	2-2	1.000	2	2	4	6.8	4	7	3	0	0	8	9.3	
Maryland	12/06/2022	*	29:23	4-7	.571	0-3	.000	4-6	.667	0	6	6	6.7	3	3	1	0	1	12	9.6	
at Iowa	12/11/2022	*	27:36	6-11	.545	0-3	.000	0-1	.000	0	6	6	6.6	3	7	2	1	0	12	9.8	
Lehigh	12/15/2022	*	26:49	6-11	.545	1-1	1.000	2-2	1.000	2	3	5	6.5	0	4	2	0	1	15	10.3	
Western Mich.	12/30/2022	*	31:24	9-13	.692	3-5	.600	4-5	.800	3	5	8	6.6	1	2	1	0	0	25	11.5	
Minnesota	01/03/2023	*	30:25	8-13	.615	1-2	.500	0-1	.000	1	4	5	6.5	3	1	3	0	2	17	11.9	
at Illinois	01/07/2023	*	28:35	9-18	.500	1-7	.143	1-2	.500	4	8	12	6.9	3	3	2	1	0	20	12.5	
Michigan St.	01/10/2023	*	34:08	9-17	.529	1-3	.333	0-1	.000	0	3	3	6.6	2	2	1	0	0	19	12.9	
at Indiana	01/14/2023	*	30:05	2-8	.250	0-2	.000	1-4	.250	1	5	6	6.6	2	0	3	0	1	5	12.4	
Penn St.	01/17/2023	*	33:24	9-16	.563	1-3	.333	2-4	.500	1	10	11	6.8	1	2	1	0	0	21	12.9	
at Northwestern	01/23/2023	*	32:31	3-7	.429	0-3	.000	2-4	.500	1	8	9	6.9	2	3	0	0	1	8	12.7	
at Maryland	01/25/2023	*	28:59	4-7	.571	1-3	.333	2-2	1.000	0	2	2	6.7	1	1	3	0	1	11	12.6	
Illinois	01/28/2023	*	28:05	3-7	.429	1-4	.250	0-0	.000	0	7	7	6.7	4	2	2	0	1	7	12.3	
at Ohio St.	02/02/2023	*	34:27	6-10	.600	1-2	.500	1-2	.500	0	9	9	6.8	3	1	2	0	1	14	12.4	
Northwestern	02/05/2023	*	34:26	2-5	.400	0-1	.000	1-2	.500	1	7	8	6.9	4	4	1	0	0	5	12.0	
at Penn St.	02/08/2023	*	23:41	5-5	1.000	0-0	.000	1-3	.333	1	7	8	6.9	3	4	2	0	0	11	12.0	
at Nebraska	02/11/2023	*	40:06	4-13	.308	0-2	.000	0-0	.000	2	7	9	7.0	1	1	1	2	1	8	11.8	
Michigan	02/14/2023	*	30:43	5-15	.333	1-1	1.000	0-0	.000	3	9	12	7.2	4	6	1	0	1	11	11.8	
Totals			25	773:42	119-243	.490	19-69	.275	38-65	.585	34	146	180	7.2	54	70	41	13	11	295	11.8

CAREER

CROWL, Steven

SEASON	TEAM	Field Goals				3-Point		F-Throws		Rebounds			Scoring							
		GP-GS	MIN/AVG	FG-FGA	FG%	3FG-3FGA	3FG%	FT-FTA	FT%	OFF	DEF	TOT	AVG	PF-FO	A	TO	BLK	STL	PTS	AVG
2020-21	Wisc	12-0	36/3.0	4-8	.500	0-1	.000	0-0	.000	4	5	9	0.8	9-0	2	3	1	0	8	0.7
2021-22	Wisc	33-33	834/25.3	114-230	.496	26-82	.317	36-45	.800	48	96	144	4.4	84-1	48	31	9	9	290	8.8
2022-23	Wisc	25-25	774/30.9	119-243	.490	19-69	.275	38-65	.585	34	146	180	7.2	54-0	70	41	13	11	295	11.8
TOTAL		70-58	1644/23.5	237-481	.493	45-152	.296	74-110	.673	86	247	333	4.8	147-1	120	75	23	20	593	8.5

23 | CHUCKY HEPBURN

Sophomore | Guard | 6-2 | 205
Omaha, Neb. | Bellevue West



Twitter: @ChuckyHepburn | Instagram: @chucky.hepburn

INDIVIDUAL BENCHMARKS		
	SEASON	CAREER
GP/GS:	25/25	58/58
10+ POINTS:	18	30
20+ POINTS:	2	2
3+ 3FGS:	12	16
3+ ASSISTS:	13	26
2+ STEALS:	12	23
LED UW IN PTS:	9	9
LED UW IN AST:	12	27

GET TO KNOW CHUCKY

Chucky Hepburn immediately stepped in and showed out for Wisconsin as a true freshman, living up to the praise from head coach Greg Gard who touted the point guard for his "vision and a feel to the floor that we've only had with a few guys the 20 years I've been here." The Big Ten All-Freshman Team honoree averaged 7.9 points per game in his debut season, while leading the team in assists and ranked second in steals. The first true freshman to start a season opener at Wisconsin since Devin Harris in 2001, Hepburn's mature game helped him maintain a 1.97 assist-to-turn-over ratio (77 ast, 39 to). Hepburn's heroics lifted the Badgers past No. 8 Purdue on March 1, 2022, as the freshman hit a go-ahead 3-pointer with 1.5 seconds left to finish with a career-high 17 points and help UW clinch a share of the Big Ten regular season championship.

- HONORS
- 2022-23 Preseason All-Big Ten Honoree
 - 2022 Big Ten All-Freshman Team

- TOP SEASON PERFORMANCES
- **WAKE FOREST (11/29/22):** Finished with a career-high 23 points, including a career-best 6 triples.
 - **vs. USC (11/25/22):** Matched a then-career-high 17 points (3-5 3FG), plus 4 assists to lead UW to a win.
 - **PURDUE (3/1/22):** Banked in game winning 3-point shot with 1.2 seconds remaining clinching the B1G regular season title for UW. Scored a then-career-high 17 points on 4-for-6 shooting from 3FG.
 - **at Rutgers (2/26/22):** Led UW with a game-high 5 assists, plus 13 points (2-4 3FG) and 2 steals in a win
 - **MARQUETTE (12/4/21):** Recorded career highs in points (15) and assists (6), plus 3 steals in the win

SEASON HIGHS		
POINTS:	23 vs. Wake Forest (11/29/22)	
FIELD GOALS:	8 at Illinois (1/7/23)	
FG ATTEMPTS:	21 at Nebraska (2/11/23)	
3-POINT FGS:	6 vs. Wake Forest (11/29/22)	
3-POINT FGAS:	12 (2x) MR at Nebraska (2/11/23)	
FREE THROWS:	5 vs Penn State (1/17/23)	
FT ATTEMPTS:	6 (2x) MR at Ohio State (2/2/23)	
REBOUNDS:	7 vs. Green Bay (11/15/22)	
ASSISTS:	7 at Illinois (1/7/23)	
BLOCKS:	1 (3x) MR at Maryland (1/25/23)	
STEALS:	5 vs. Minnesota (1/3/23)	
MINUTES:	42 at Nebraska (2/11/23)	

CAREER HIGHS		
POINTS:	23 vs. Wake Forest (11/29/22)	
FIELD GOALS:	8 at Illinois (1/7/23)	
FG ATTEMPTS:	21 at Nebraska (2/11/23)	
3-POINT FGS:	6 vs. Wake Forest (11/29/22)	
3-POINT FGAS:	12 (2x) MR at Nebraska (2/11/23)	
FREE THROWS:	5 vs Penn State (1/17/23)	
FT ATTEMPTS:	6 (2x) MR at Ohio State (2/2/23)	
REBOUNDS:	7 vs. Green Bay (11/15/22)	
ASSISTS:	7 at Illinois (1/7/23)1	
BLOCKS:	2 vs. Indiana (12/8/21)	
STEALS:	5 vs. Minnesota (1/3/23)	
MINUTES:	42 at Nebraska (2/11/23)	

GAME-BY-GAME STATISTICS

#23 HEPBURN, Chucky

Opponent	Date	GS	MIN	Total		3-Pointers		Free throws		Rebounds			PF	A	TO	BLK	STL	PTS	AVG		
				FG-FGA	PCT	3FG-3FGA	PCT	FT-FTA	PCT	OFF	DEF	TOT									
South Dakota	11/07/2022	*	28:29	5-10	.500	3-5	.600	1-2	.500	0	3	3	3.0	2	3	2	0	2	14	14.0	
vs Stanford	11/11/2022	*	34:58	5-13	.385	0-5	.000	1-1	1.000	0	2	2	2.5	1	5	1	0	3	11	12.5	
Green Bay	11/15/2022	*	24:19	2-14	.143	1-3	.333	3-4	.750	3	4	7	4.0	3	3	2	0	8	11.0		
vs Dayton	11/23/2022	*	30:51	1-10	.100	0-3	.000	0-0	.000	0	4	4	4.0	3	1	3	0	2	2	8.8	
vs Kansas	11/24/2022	*	33:02	2-9	.222	1-1	1.000	1-2	.500	1	3	4	4.0	3	1	3	0	1	6	8.2	
vs Southern California	11/25/2022	*	31:06	7-13	.538	3-5	.600	0-1	.000	0	2	2	3.7	0	4	1	0	2	17	9.7	
Wake Forest	11/29/2022	*	34:51	7-18	.389	6-12	.500	3-4	.750	1	2	3	3.6	3	2	2	0	3	23	11.6	
at Marquette	12/03/2022	*	26:16	7-10	.700	5-6	.833	0-0	.000	1	3	4	3.6	1	2	0	0	2	19	12.5	
Maryland	12/06/2022	*	36:20	4-8	.500	2-4	.500	3-3	1.000	0	4	4	3.7	3	2	2	0	1	13	12.6	
at Iowa	12/11/2022	*	41:14	4-12	.333	1-3	.333	2-3	.667	0	6	6	3.9	3	4	0	0	4	11	12.4	
Lehigh	12/15/2022	*	26:28	4-6	.667	0-0	.000	0-0	.000	1	0	1	3.6	2	3	1	0	0	8	12.0	
Western Mich.	12/30/2022	*	30:36	4-7	.571	3-4	.750	0-0	.000	0	5	5	3.8	1	5	1	0	0	11	11.9	
Minnesota	01/03/2023	*	34:12	5-11	.455	3-4	.750	3-3	1.000	0	2	2	3.6	1	4	1	0	5	16	12.2	
at Illinois	01/07/2023	*	36:12	8-18	.444	3-7	.429	3-5	.600	0	3	3	3.6	2	7	3	0	4	22	12.9	
Michigan St.	01/10/2023	*	33:23	4-11	.364	2-6	.333	4-5	.800	1	2	3	3.5	4	5	3	1	2	14	13.0	
at Indiana	01/14/2023	*	28:54	4-10	.400	0-3	.000	0-0	.000	1	2	3	3.5	2	2	1	0	0	8	12.7	
Penn St.	01/17/2023	*	34:37	3-7	.429	2-2	1.000	5-6	.833	0	0	0	3.3	1	3	3	0	1	13	12.7	
at Northwestern	01/23/2023	*	33:22	4-16	.250	3-9	.333	1-3	.333	1	0	1	3.2	1	5	0	0	1	12	12.7	
at Maryland	01/25/2023	*	25:16	1-3	.333	1-1	1.000	0-0	.000	0	1	1	3.1	4	4	0	1	0	3	12.2	
Illinois	01/28/2023	*	36:27	6-14	.429	3-5	.600	0-0	.000	1	4	5	3.2	2	1	2	0	2	15	12.3	
at Ohio St.	02/02/2023	*	35:16	5-14	.357	1-4	.250	4-6	.667	0	2	2	3.1	1	3	2	0	1	15	12.4	
Northwestern	02/05/2023	*	36:12	6-15	.400	3-5	.600	2-2	1.000	0	2	2	3.0	2	2	1	0	2	17	12.6	
at Penn St.	02/08/2023	*	40:06	6-16	.375	5-9	.556	2-4	.500	0	1	1	3.0	1	0	3	0	1	19	12.9	
at Nebraska	02/11/2023	*	42:05	8-21	.381	3-12	.250	0-0	.000	0	5	5	3.0	2	1	1	0	2	19	13.2	
Michigan	02/14/2023	*	26:18	1-9	.111	0-3	.000	0-0	.000	1	2	3	3.0	0	1	0	0	1	2	12.7	
Totals			25	820:51	113-295	.383	54-121	.446	38-54	.704	12	64	76	3.0	48	73	38	2	42	318	12.7

CAREER STATISTICS

HEPBURN, Chucky

				Field Goals		3-Point		F-Throws		Rebounds						Scoring				
SEASON	TEAM	GP-GS	MIN/AVG	FG-FGA	FG%	3FG-3FGA	3FG%	FT-FTA	FT%	OFF	DEF	TOT	AVG	PF-FO	A	TO	BLK	STL	PTS	AVG
2021-22	Wisc	33-33	1022/31.0	92-237	.388	39-112	.348	39-56	.696	7	63	70	2.1	70-0	77	39	5	36	262	7.9
2022-23	Wisc	25-25	821/32.8	113-295	.383	54-121	.446	38-54	.704	12	64	76	3.0	48-0	73	38	2	42	318	12.7
TOTAL		58-58	1843/31.8	205-532	.385	93-233	.399	77-110	.700	19	127	146	2.5	118-0	150	77	7	78	580	10.0

Individual Game by Game

10 | ISAAC LINDSEY

Sophomore | Guard | 6-4 | 185
Mineral Point, Wis. | Mineral Point (UNLV)

GAME-BY-GAME STATISTICS

#10 LINDSEY, Isaac

Opponent	Date	GS	MIN	Total		3-Pointers		Free throws		Rebounds				PF	A	TO	BLK	STL	PTS	AVG
				FG-FGA	PCT	3FG-3FGA	PCT	FT-FTA	PCT	OFF	DEF	TOT	AVG							
South Dakota	11/07/2022		05:04	1-2	.500	1-2	.500	0-0	.000	0	1	1	1.0	2	0	0	0	0	3	3.0
vs Stanford	11/11/2022		03:20	0-0	.000	0-0	.000	0-0	.000	0	0	0	0.5	1	0	0	0	0	0	1.5
Green Bay	11/15/2022		05:25	1-3	.333	0-2	.000	0-0	.000	1	1	2	1.0	2	1	0	0	0	2	1.7
vs Dayton	11/23/2022		09:07	2-4	.500	1-2	.500	0-0	.000	0	1	1	1.0	1	1	0	0	0	5	2.5
vs Kansas	11/24/2022		07:14	0-1	.000	0-1	.000	1-2	.500	0	1	1	1.0	1	0	0	0	0	1	2.2
vs Southern California	11/25/2022		07:42	1-3	.333	1-2	.500	0-0	.000	0	0	0	0.8	0	0	0	0	1	3	2.3
Wake Forest	11/29/2022		11:45	1-2	.500	1-2	.500	0-0	.000	1	0	1	0.9	0	0	1	0	0	3	2.4
at Marquette	12/03/2022		02:39	0-1	.000	0-1	.000	0-0	.000	0	0	0	0.8	0	0	0	0	0	0	2.1
at Iowa	12/11/2022		04:46	0-0	.000	0-0	.000	0-0	.000	0	0	0	0.7	0	0	0	0	0	0	1.9
Lehigh	12/15/2022		01:56	0-0	.000	0-0	.000	0-0	.000	0	0	0	0.6	0	0	0	0	0	0	1.7
Western Mich.	12/30/2022		00:43	0-0	.000	0-0	.000	0-0	.000	0	0	0	0.5	0	0	0	0	0	0	1.5
Michigan St.	01/10/2023		07:45	0-2	.000	0-1	.000	0-0	.000	0	4	4	0.8	2	0	0	0	0	0	1.4
at Indiana	01/14/2023		08:23	1-4	.250	1-1	1.000	0-0	.000	0	2	2	0.9	1	0	0	0	0	3	1.5
Penn St.	01/17/2023		10:16	1-3	.333	0-1	.000	0-0	.000	0	0	0	0.9	2	0	0	0	0	2	1.6
at Northwestern	01/23/2023		05:22	0-1	.000	0-0	.000	0-0	.000	0	1	1	0.9	1	0	0	0	0	0	1.5
at Maryland	01/25/2023		11:56	0-3	.000	0-1	.000	0-0	.000	0	2	2	0.9	3	0	1	1	0	0	1.4
at Nebraska	02/11/2023		01:43	0-1	.000	0-0	.000	0-0	.000	0	0	0	0.9	1	0	0	0	1	0	1.3
Totals		0	105:07	8-30	.267	5-16	.313	1-2	.500	2	13	15	0.9	17	2	2	1	2	22	1.3

CAREER STATISTICS

LINDSEY, Isaac

SEASON	TEAM	GP-GS	MIN/AVG	Field Goals		3-Point		F-Throws		Rebounds				Scoring						
				FG-FGA	FG%	3FG-3FGA	3FG%	FT-FTA	FT%	OFF	DEF	TOT	AVG	PF-FO	A	TO	BLK	STL	PTS	AVG
2021-22	Wisc	6-0	12/2.0	1-5	.200	1-3	.333	0-0	.000	0	0	0	0.0	0-0	0	0	0	0	3	0.5
2022-23	Wisc	17-0	105/6.2	8-30	.267	5-16	.313	1-2	.500	2	13	15	0.9	17-0	2	2	1	2	22	1.3
TOTAL		23-0	117/5.1	9-35	.257	6-19	.316	1-2	.500	2	13	15	0.7	17-0	2	2	1	2	25	1.1

SEASON HIGHS

POINTS: 5 vs. Dayton (11/23/22)
FIELD GOALS: 2 vs. Dayton (11/23/22)
FG ATTEMPTS: 4 (2x) MR at Indiana (1/14/23)
3-POINT FGs: 1 (5x) MR at Indiana (1/14/23)
3-POINT FGAS: 2 (5x) MR vs. Wake Forest (11/25/22)
FREE THROWS: 1 vs. Kansas (11/24/22)
FT ATTEMPTS: 2 vs. Kansas (11/24/22)
REBOUNDS: 4 vs Michigan St. (1/10/23)
ASSISTS: 1 (2x) MR vs. Dayton (11/23/22)
BLOCKS: 1 (2x) MR at Maryland (1/25/23)
STEALS: 1 vs. USC (11/25/22)
MINUTES: 11 vs. Wake Forest (11/29/22)

CAREER HIGHS

POINTS: 5 vs. Dayton (11/23/22)
FIELD GOALS: 2 vs. Dayton (11/23/22)
FG ATTEMPTS: 4 vs. Dayton (11/23/22)
3-POINT FGs: 1 (5x) MR at Indiana (1/14/23)
3-POINT FGAS: 2 (5x) MR vs. Wake Forest
FREE THROWS: 1 vs. Kansas (11/24/22)
FT ATTEMPTS: 2 vs. Kansas (11/24/22)
REBOUNDS: 4 vs Michigan St. (1/10/23)
ASSISTS: 1 (2x) MR vs. Dayton (11/23/22)
BLOCKS: 1 (2x) MR at Maryland (1/25/23)
STEALS: 1 vs. USC (11/25/22)
MINUTES: 11 vs. Wake Forest (11/29/22)

13 | JUSTIN TAPHORN

Junior | Guard | 6-5 | 215
Pekin, Ill. | Pekin

GAME-BY-GAME STATISTICS

#13 TAPHORN, Justin

Opponent	Date	GS	MIN	Total		3-Pointers		Free throws		Rebounds				PF	A	TO	BLK	STL	PTS	AVG
				FG-FGA	PCT	3FG-3FGA	PCT	FT-FTA	PCT	OFF	DEF	TOT	AVG							
South Dakota	11/07/2022		02:47	0-0	.000	0-0	.000	0-0	.000	0	0	0	0.0	0	0	0	0	0	0	0.0
Lehigh	12/15/2022		01:39	0-0	.000	0-0	.000	0-0	.000	0	0	0	0.0	0	0	0	0	0	0	0.0
at Indiana	01/14/2023		00:59	0-0	.000	0-0	.000	0-0	.000	0	0	0	0.0	0	0	0	0	0	0	0.0
Totals		0	05:25	0-0	.000	0-0	.000	0-0	.000	0	0	0	0.0	0	0	0	0	0	0	0.0

CAREER STATISTICS

TAPHORN, Justin

SEASON	TEAM	GP-GS	MIN/AVG	Field Goals		3-Point		F-Throws		Rebounds				Scoring						
				FG-FGA	FG%	3FG-3FGA	3FG%	FT-FTA	FT%	OFF	DEF	TOT	AVG	PF-FO	A	TO	BLK	STL	PTS	AVG
2020-21	Wisc	7-0	11/1.5	0-1	.000	0-1	.000	0-0	.000	0	0	0	0.0	0-0	0	1	0	0	0	0.0
2021-22	Wisc	4-0	4/1.1	0-0	.000	0-0	.000	0-0	.000	0	0	0	0.0	0-0	0	1	0	0	0	0.0
2022-23	Wisc	3-0	5/1.8	0-0	.000	0-0	.000	0-0	.000	0	0	0	0.0	0-0	0	0	0	0	0	0.0
TOTAL		14-0	20/1.4	0-1	.000	0-1	.000	0-0	.000	0	0	0	0.0	0-0	0	2	0	0	0	0.0

SEASON HIGHS

POINTS: --
FIELD GOALS: --
FG ATTEMPTS: --
3-POINT FGs: --
3-POINT FGAS: --
FREE THROWS: --
FT ATTEMPTS: --
REBOUNDS: --
ASSISTS: --
BLOCKS: --
STEALS: --
MINUTES: 3 vs. South Dakota (11/7/22)

CAREER HIGHS

POINTS: --
FIELD GOALS: --
FG ATTEMPTS: 1 vs. Green Bay (12/1/20)
3-POINT FGs: --
3-POINT FGAS: 1 vs. Green Bay (12/1/20)
FREE THROWS: --
FT ATTEMPTS: --
REBOUNDS: --
ASSISTS: --
BLOCKS: --
STEALS: --
MINUTES: 3 vs. South Dakota (11/7/22)

Individual Game by Game

15 | ISAAC GARD

Freshman | Guard | 6-2 | 165
Oregon, Wis. | Oregon

GAME-BY-GAME STATISTICS

#15 GARD, Isaac

Opponent	Date	GS	MIN	Total		3-Pointers		Free throws		Rebounds				PF	A	TO	BLK	STL	PTS	AVG
				FG-FGA	PCT	3FG-3FGA	PCT	FT-FTA	PCT	OFF	DEF	TOT	AVG							
South Dakota	11/07/2022		01:12	0-0	.000	0-0	.000	0-0	.000	0	0	0	0.0	0	0	0	0	0	0	0.0
Lehigh	12/15/2022		01:39	0-1	.000	0-1	.000	0-0	.000	0	0	0	0.0	0	0	0	0	0	0	0.0
Western Mich.	12/30/2022		00:43	0-0	.000	0-0	.000	0-0	.000	0	0	0	0.0	0	0	0	0	0	0	0.0
Totals		0	03:34	0-1	.000	0-1	.000	0-0	.000	0	0	0	0.0	0	0	0	0	0	0	0.0

CAREER STATISTICS

GARD, Isaac

				Field Goals		3-Point		F-Throws		Rebounds								Scoring			
SEASON	TEAM	GP-GS	MIN	AVG	FG-FGA	FG%	3FG-3FGA	3FG%	FT-FTA	FT%	OFF	DEF	TOT	AVG	PF-FO	A	T	BLK	STL	PTS	AVG
2022-23	Wisc	3-0		4/1.2	0-1	.000	0-1	.000	0-0	.000	0	0	0	0.0	0-0	0	0	0	0	0	0.0
TOTAL		3-0		4/1.2	0-1	.000	0-1	.000	0-0	.000	0	0	0	0.0	0-0	0	0	0	0	0	0.0

SEASON HIGHS

POINTS: --
FIELD GOALS: --
FG ATTEMPTS: --
3-POINT FGS: --
3-POINT FGAS: 1 vs. Lehigh (12/15/22)
FREE THROWS: --
FT ATTEMPTS: --
REBOUNDS: --
ASSISTS: --
BLOCKS: --
STEALS: --
MINUTES: 2 vs. Lehigh (12/15/22)

CAREER HIGHS

POINTS: --
FIELD GOALS: --
FG ATTEMPTS: --
3-POINT FGS: --
3-POINT FGAS: 1 vs. Lehigh (12/15/22)
FREE THROWS: --
FT ATTEMPTS: --
REBOUNDS: --
ASSISTS: --
BLOCKS: --
STEALS: --
MINUTES: 2 vs. Lehigh (12/15/22)

21 | CHRIS HODGES

R-Freshman | Forward | 6-9 | 245
Schaumburg, Ill. | Schaumburg

GAME-BY-GAME STATISTICS

#21 HODGES, Chris

Opponent	Date	GS	MIN	Total		3-Pointers		Free throws		Rebounds				PF	A	TO	BLK	STL	PTS	AVG
				FG-FGA	PCT	3FG-3FGA	PCT	FT-FTA	PCT	OFF	DEF	TOT	AVG							
South Dakota	11/07/2022		05:38	0-0	.000	0-0	.000	0-0	.000	0	0	0	0.0	0	0	1	0	0	0	0.0
vs Stanford	11/11/2022		01:34	0-1	.000	0-0	.000	0-0	.000	1	0	1	0.5	0	0	0	0	0	0	0.0
Green Bay	11/15/2022		00:28	0-0	.000	0-0	.000	0-0	.000	0	0	0	0.3	1	0	0	0	0	0	0.0
vs Dayton	11/23/2022		01:20	0-0	.000	0-0	.000	0-0	.000	0	0	0	0.3	0	0	0	0	0	0	0.0
Lehigh	12/15/2022		02:15	0-0	.000	0-0	.000	0-0	.000	0	0	0	0.2	0	0	0	0	0	0	0.0
Western Mich.	12/30/2022		00:43	0-0	.000	0-0	.000	0-0	.000	0	0	0	0.2	0	0	0	0	0	0	0.0
at Illinois	01/07/2023		01:19	0-0	.000	0-0	.000	0-0	.000	1	0	1	0.3	2	0	0	0	0	0	0.0
Michigan St.	01/10/2023		03:53	1-1	1.000	0-0	.000	0-0	.000	0	0	0	0.3	0	0	0	0	0	2	0.3
at Indiana	01/14/2023		04:58	0-0	.000	0-0	.000	0-0	.000	0	1	1	0.3	0	0	0	0	0	0	0.2
at Maryland	01/25/2023		04:28	0-1	.000	0-0	.000	0-0	.000	0	0	0	0.3	0	0	0	0	0	0	0.2
Illinois	01/28/2023		01:02	0-0	.000	0-0	.000	0-0	.000	0	0	0	0.3	0	0	0	0	0	0	0.2
Totals		0	27:38	1-3	.333	0-0	.000	0-0	.000	2	1	3	0.3	3	0	1	0	2	0.2	

CAREER STATISTICS

HODGES, Chris

		Field Goals						3-Point		F-Throws		Rebounds				Scoring					
SEASON	TEAM	GP-GS	MIN	AVG	FG-FGA	FG%	3FG-3FGA	3FG%	FT-FTA	FT%	OFF	DEF	TOT	AVG	PF-FO	A	TO	BLK	STL	PTS	AVG
2022-23	Wisc	11-0		28/2.5	1-3	.333	0-0	.000	0-0	.000	2	1	3	0.3	3-0	0	0	1	0	2	0.2
TOTAL		11-0		28/2.5	1-3	.333	0-0	.000	0-0	.000	2	1	3	0.3	3-0	0	0	1	0	2	0.2

SEASON HIGHS

POINTS: 2 vs Michigan St. (1/10/23)
FIELD GOALS: 1 vs Michigan St. (1/10/23)
FG ATTEMPTS: 1 (3x) MR at Maryland (1/25/23)
3-POINT FGS: --
3-POINT FGAS: --
FREE THROWS: --
FT ATTEMPTS: --
REBOUNDS: 1 (3x) MR at Indiana (1/14/23)
ASSISTS: --
BLOCKS: 1 vs. South Dakota (11/7/22)
STEALS: --
MINUTES: 6 vs. South Dakota (11/7/22)

CAREER HIGHS

POINTS: 2 vs Michigan St. (1/10/23)
FIELD GOALS: 1 vs Michigan St. (1/10/23)
FG ATTEMPTS: 1 (3x) MR at Maryland (1/25/23)
3-POINT FGS: --
3-POINT FGAS: --
FREE THROWS: --
FT ATTEMPTS: --
REBOUNDS: 1 (3x) MR at Indiana (1/14/23)
ASSISTS: --
BLOCKS: 1 vs. South Dakota (11/7/22)
STEALS: --
MINUTES: 6 vs. South Dakota (11/7/22)

Individual Game by Game

30 | ROSS CANDELINO

Freshman | Guard | 6-5 | 185
Jacksonville, Fla. | Ponte Vedra

GAME-BY-GAME STATISTICS

#30 CANDELINO, Ross

Opponent	Date	GS	MIN	Total		3-Pointers		Free throws		Rebounds				PF	A	TO	BLK	STL	PTS	AVG
				FG-FGA	PCT	3FG-3FGA	PCT	FT-FTA	PCT	OFF	DEF	TOT	AVG							
South Dakota	11/07/2022		01:12	2-2	1.000	0-0	.000	0-1	.000	0	0	0	0.0	0	0	0	0	0	4	4.0
Lehigh	12/15/2022		01:39	0-0	.000	0-0	.000	0-0	.000	0	1	1	0.5	0	0	0	0	0	0	2.0
Western Mich.	12/30/2022		00:43	0-0	.000	0-0	.000	0-0	.000	0	0	0	0.3	0	0	0	0	0	0	1.3
Totals		0	03:34	2-2	1.000	0-0	.000	0-1	.000	0	1	1	0.3	0	0	0	0	0	4	1.3

CAREER STATISTICS

CANDELINO, Ross

SEASON TEAM	GP-GS	MIN	AVG	Field Goals		3-Point		F-Throws		Rebounds				PF	FO	A	TO	BLK	STL	Scoring	
				FG-FGA	FG%	3FG-3FGA	3FG%	FT-FTA	FT%	OFF	DEF	TOT	AVG							PTS	AVG
2022-23 Wisc	3-0	4	1.2	2-2	1.000	0-0	.000	0-1	.000	0	1	1	0.3	0-0	0	0	0	0	0	4	1.3
TOTAL	3-0	4	1.2	2-2	1.000	0-0	.000	0-1	.000	0	1	1	0.3	0-0	0	0	0	0	0	4	1.3

SEASON HIGHS

POINTS: 4 vs. South Dakota (11/7/22)
FIELD GOALS: 2 vs. South Dakota (11/7/22)
FG ATTEMPTS: 2 vs. South Dakota (11/7/22)
3-POINT FGS: --
3-POINT FGAS: --
FREE THROWS: --
FT ATTEMPTS: 1 vs. South Dakota (11/7/22)
REBOUNDS: 1 vs. Lehigh (12/15/22)
ASSISTS: --
BLOCKS: --
STEALS: --
MINUTES: 2 vs. Lehigh (12/15/22)

CAREER HIGHS

POINTS: 4 vs. South Dakota (11/7/22)
FIELD GOALS: 2 vs. South Dakota (11/7/22)
FG ATTEMPTS: 2 vs. South Dakota (11/7/22)
3-POINT FGS: --
3-POINT FGAS: --
FREE THROWS: --
FT ATTEMPTS: 1 vs. South Dakota (11/7/22)
REBOUNDS: 1 vs. Lehigh (12/15/22)
ASSISTS: --
BLOCKS: --
STEALS: --
MINUTES: 2 vs. Lehigh (12/15/22)

35 | MARKUS ILVER

Sophomore | Forward | 6-8 | 215
Tallinn, Estonia | Western Reserve Academy

GAME-BY-GAME STATISTICS

#35 ILVER, Markus

Opponent	Date	GS	MIN	Total		3-Pointers		Free throws		Rebounds				PF	A	TO	BLK	STL	PTS	AVG
				FG-FGA	PCT	3FG-3FGA	PCT	FT-FTA	PCT	OFF	DEF	TOT	AVG							
South Dakota	11/07/2022		09:10	1-2	.500	1-2	.500	2-2	1.000	0	2	2	2.0	0	1	0	0	0	5	5.0
Green Bay	11/15/2022		10:28	1-2	.500	0-1	.000	0-0	.000	0	1	1	1.5	1	0	1	0	1	2	3.5
vs Dayton	11/23/2022		09:50	2-5	.400	2-4	.500	0-0	.000	1	1	2	1.7	0	0	0	0	0	6	4.3
vs Kansas	11/24/2022		04:21	0-1	.000	0-1	.000	0-0	.000	0	0	0	1.3	1	0	0	0	0	0	3.3
vs Southern California	11/25/2022		02:05	0-0	.000	0-0	.000	0-0	.000	0	1	1	1.2	2	0	1	0	0	0	2.6
Wake Forest	11/29/2022		01:51	0-0	.000	0-0	.000	0-0	.000	0	0	0	1.0	0	0	0	0	0	0	2.2
at Iowa	12/11/2022		00:47	0-0	.000	0-0	.000	0-0	.000	0	0	0	0.9	0	0	0	0	0	0	1.9
Lehigh	12/15/2022		02:45	1-1	1.000	0-0	.000	0-0	.000	0	0	0	0.8	0	0	0	0	0	2	1.9
Western Mich.	12/30/2022		02:36	1-3	.333	0-1	.000	0-0	.000	0	0	0	0.7	1	0	0	0	0	2	1.9
Minnesota	01/03/2023		10:52	1-3	.333	1-3	.333	0-0	.000	0	2	2	0.8	1	0	0	0	0	3	2.0
at Illinois	01/07/2023		18:41	1-6	.167	0-3	.000	0-0	.000	1	2	3	1.0	0	0	0	0	0	2	2.0
Michigan St.	01/10/2023		13:17	2-5	.400	1-2	.500	0-0	.000	0	1	1	1.0	1	1	0	0	0	5	2.3
at Indiana	01/14/2023		11:52	0-3	.000	0-2	.000	0-0	.000	2	1	3	1.2	0	0	0	0	0	0	2.1
at Northwestern	01/23/2023		05:11	0-0	.000	0-0	.000	0-0	.000	0	0	0	1.1	2	1	0	0	0	0	1.9
at Maryland	01/25/2023		01:00	0-0	.000	0-0	.000	0-0	.000	1	0	1	1.1	0	0	0	0	0	0	1.8
Illinois	01/28/2023		06:46	0-4	.000	0-2	.000	0-0	.000	0	1	1	1.1	0	0	0	0	0	0	1.7
Totals		0	111:32	10-35	.286	5-21	.238	2-2	1.000	5	12	17	1.1	9	3	2	0	1	27	1.7

CAREER STATISTICS

ILVER, Markus

			Field Goals		3-Point		F-Throws		Rebounds								Scoring				
SEASON	TEAM	GP-GS	MIN	AVG	FG-FGA	FG%	3FG-3FGA	3FG%	FT-FTA	FT%	OFF	DEF	TOT	AVG	PF-FO	A	TO	BLK	STL	PTS	AVG
2021-22	Wisc	8-0	28	3.4	1-8	.125	0-5	.000	3-4	.750	1	3	4	0.5	7-0	0	2	0	0	5	0.6
2022-23	Wisc	16-0	112	7.0	10-35	.286	5-21	.238	2-2	1.000	5	12	17	1.1	9-3	3	2	0	1	27	1.7
TOTAL		24-0	139	5.8	11-43	.256	5-26	.192	5-6	.833	6	15	21	0.9	16-0	3	4	0	1	32	1.3

SEASON HIGHS

POINTS: 6 vs. Dayton (11/23/22)
FIELD GOALS: 2 vs. Dayton (11/23/22)
FG ATTEMPTS: 6 at Illinois (1/7/23)
3-POINT FGS: 2 vs. Dayton (11/23/22)
3-POINT FGAS: 4 vs. Dayton (11/23/22)
FREE THROWS: 2 vs. South Dakota (11/7/22)
FT ATTEMPTS: 2 vs. South Dakota (11/7/22)
REBOUNDS: 3 (2x) MR at Indiana (1/14/23)
ASSISTS: 1 (3x) MR at Northwestern (1/23/23)
BLOCKS: --
STEALS: 1 vs. Green Bay (11/15/22)
MINUTES: 18 at Illinois (1/7/23)

CAREER HIGHS

POINTS: 6 vs. Dayton (11/23/22)
FIELD GOALS: 2 vs. Dayton (11/23/22)
FG ATTEMPTS: 6 at Illinois (1/7/23)
3-POINT FGS: 2 vs. Dayton (11/23/22)
3-POINT FGAS: 4 vs. Dayton (11/23/22)
FREE THROWS: 3 vs. Green Bay (11/12/21)
FT ATTEMPTS: 4 vs. Green Bay (11/12/21)
REBOUNDS: 4 vs. Green Bay (11/12/21)
ASSISTS: 1 (3x) MR at Northwestern (1/23/23)
BLOCKS: --
STEALS: 1 vs. Green Bay (11/15/22)
MINUTES: 18 at Illinois (1/7/23)

2022-23 OVERALL STATISTICS

Game Records					Score by Periods				
Record	Overall	Home	Away	Neutral	Team	1st	2nd	OT	TOT
ALL GAMES	15-10	8-4	4-5	3-1	Wisconsin Opponents	751 694	827 846	46 46	1624 1586
CONFERENCE	7-8	4-3	3-5	0-0					
NON-CONFERENCE	8-2	4-1	1-0	3-1					

Team Box Score																							
No.	Player				Total		3-Point		F-Throw		Rebounds				PF	DQ	A	TO	BLK	STL	PTS	AVG	
		GP-GS	MIN	AVG	FG-FGA	FG%	3FG-3FGA	3FG%	FT-FTA	FT%	OFF	DEF	TOT	AVG									
23	HEPBURN, Chucky	25-25	820:51	32.8	113-295	.383	54-121	.446	38-54	.704	12	64	76	3.0	48	0	73	38	2	42	318	12.7	
3	ESSEGAN, Connor	25-9	672:26	26.9	94-216	.435	58-137	.423	50-57	.877	15	72	87	3.5	41	0	21	27	0	16	296	11.8	
22	CROWL, Steven	25-25	773:42	30.9	119-243	.490	19-69	.275	38-65	.585	34	146	180	7.2	54	0	70	41	13	11	295	11.8	
5	WAHL, Tyler	22-22	681:27	31.0	93-232	.401	7-28	.250	59-98	.602	31	97	128	5.8	59	2	52	51	10	24	252	11.5	
11	KLESMIT, Max	23-23	721:57	31.4	59-146	.404	29-80	.363	25-38	.658	6	52	58	2.5	55	1	31	19	4	31	172	7.5	
2	DAVIS, Jordan	25-18	573:24	22.9	53-133	.398	26-82	.317	7-12	.583	21	71	92	3.7	43	2	12	6	3	12	139	5.6	
14	GILMORE, Carter	25-3	482:12	19.3	31-70	.443	5-18	.278	8-18	.444	29	30	59	2.4	51	0	22	10	3	17	75	3.0	
35	ILVER, Markus	16-0	111:32	7.0	10-35	.286	5-21	.238	2-2	1.000	5	12	17	1.1	9	0	3	2	0	1	27	1.7	
30	CANDELINO, Ross	3-0	03:34	1.2	2-2	1.000	0-0	.000	0-1	.000	0	1	1	0.3	0	0	0	0	0	0	4	1.3	
10	LINDSEY, Isaac	17-0	105:07	6.2	8-30	.267	5-16	.313	1-2	.500	2	13	15	0.9	17	0	2	2	1	2	22	1.3	
0	NEATH, Jahcobi	3-0	28:25	9.5	1-4	.250	1-2	.500	0-0	.000	0	1	1	0.3	2	0	1	2	0	1	3	1.0	
4	MCGEE, Kamari	21-0	113:48	5.4	8-19	.421	2-10	.200	1-2	.500	2	8	10	0.5	16	0	11	6	0	5	19	0.9	
21	HODGES, Chris	11-0	27:38	2.5	1-3	.333	0-0	.000	0-0	.000	2	1	3	0.3	3	0	0	0	1	0	2	0.2	
15	GARD, Isaac	3-0	03:34	1.2	0-1	.000	0-1	.000	0-0	.000	0	0	0	0.0	0	0	0	0	0	0	0	0.0	
13	TAPHORN, Justin	3-0	05:25	1.8	0-0	.000	0-0	.000	0-0	.000	0	0	0	0.0	0	0	0	0	0	0	0	0.0	
Team											29	22	51					16					
Total		25	5125		592-1429	.414	211-585	.361	229-349	.656	188	590	778	31.1	398	5	298	220	37	162	1624	65.0	
Opponents		25	5125		591-1339	.441	158-476	.332	246-361	.681	198	697	895	35.8	403	6	252	307	89	118	1586	63.4	

Team Statistics

	WISC	OPP
Scoring	1624	1586
Points per game	65.0	63.4
Scoring margin	+1.5	-
Field goals-att	592-1429	591-1339
Field goal pct	.414	.441
3 point fg-att	211-585	158-476
3-point FG pct	.361	.332
3-pt FG made per game	8.4	6.3
Free throws-att	229-349	246-361
Free throw pct	.656	.681
F-Throws made per game	9.2	9.8
Rebounds	778	895
Rebounds per game	31.1	35.8
Rebounding margin	-4.7	-
Assists	298	252
Assists per game	11.9	10.1
Turnovers	220	307
Turnovers per game	8.8	12.3
Turnover margin	+3.5	-
Assist/turnover ratio	1.4	0.8
Steals	162	118
Steals per game	6.5	4.7
Blocks	37	89
Blocks per game	1.5	3.6
Winning streak	1	-
Home win streak	1	-
Attendance	176037	115523
Home games-Avg/Game	12-14670	9-12836
Neutral site-Avg/Game	-	4-5167

Team Results

Date	Opponent		Score	Att.
11/07/2022	South Dakota	W	85-59	14349
11/11/2022	vs Stanford	W	60-50	17927
11/15/2022	Green Bay	W	56-45	14204
11/23/2022	vs Dayton	W	43-42	1047
11/24/2022	vs Kansas	Lot	68-69	1185
11/25/2022	vs Southern California	W	64-59	510
11/29/2022	Wake Forest	L	75-78	14435
12/03/2022	at Marquette	Wot	80-77	17760
12/06/2022	Maryland	W	64-59	14666
12/11/2022	at Iowa	Wot	78-75	12430
12/15/2022	Lehigh	W	78-56	12760
12/30/2022	Western Mich.	W	76-66	15138
01/03/2023	Minnesota	W	63-60	13850
01/07/2023	at Illinois	L	69-79	15544
01/10/2023	Michigan St.	L	65-69	14260
01/14/2023	at Indiana	L	45-63	17222
01/17/2023	Penn St.	W	63-60	14236
01/23/2023	at Northwestern	L	63-66	4218
01/25/2023	at Maryland	L	55-73	14407
01/28/2023	Illinois	L	51-61	17071
02/02/2023	at Ohio St.	W	65-60	11918
02/05/2023	Northwestern	L	52-54	15632
02/08/2023	at Penn St.	Wot	79-74	7213
02/11/2023	at Nebraska	Lot	63-73	14811
02/14/2023	Michigan	W	64-59	15436

2022-23 BIG TEN STATISTICS

Game Records

Record	Overall	Home	Away	Neutral
ALL GAMES	7-8	4-3	3-5	0-0
CONFERENCE	7-8	4-3	3-5	0-0
NON-CONFERENCE	0-0	0-0	0-0	0-0

Score by Periods

Team	1st	2nd	OT	TOT
Wisconsin	435	473	31	939
Opponents	424	528	33	985

Team Box Score

No.	Player				Total		3-Point		F-Throw		Rebounds															
		GP-GS	MIN	AVG	FG-FGA	FG%	3FG-3FGA	3FG%	FT-FTA	FT%	OFF	DEF	TOT	AVG	PF	DQ	A	TO	BLK	STL	PTS	AVG				
23	HEPBURN, Chucky	15-15	519:55	34.7	69-185	.373	32-77	.416	29-40	.725	5	36	41	2.7	29	0	44	22	2	27	199	13.3				
3	ESSEGIAN, Connor	15-9	462:34	30.8	61-144	.424	36-90	.400	35-42	.833	9	48	57	3.8	25	0	13	16	0	10	193	12.9				
22	CROWL, Steven	15-15	466:34	31.1	79-159	.497	8-39	.205	15-32	.469	15	98	113	7.5	39	0	40	25	4	10	181	12.1				
5	WAHL, Tyler	12-12	376:21	31.4	43-111	.387	4-13	.308	23-49	.469	15	44	59	4.9	35	2	34	23	6	11	113	9.4				
11	KLESMIT, Max	13-13	411:10	31.6	38-100	.380	18-54	.333	12-21	.571	5	29	34	2.6	35	1	15	11	3	17	106	8.2				
2	DAVIS, Jordan	15-8	320:15	21.3	26-64	.406	12-41	.293	1-3	.333	11	42	53	3.5	27	1	5	4	1	6	65	4.3				
14	GILMORE, Carter	15-3	319:30	21.3	21-43	.488	3-12	.250	7-13	.538	17	16	33	2.2	34	0	12	8	2	6	52	3.5				
35	ILVER, Markus	8-0	68:26	8.6	4-21	.190	2-12	.167	0-0	.000	4	7	11	1.4	4	0	2	0	0	0	10	1.3				
4	MCGEE, Kamari	14-0	63:25	4.5	6-13	.462	1-5	.200	0-0	.000	1	2	3	0.2	7	0	5	2	0	3	13	0.9				
10	LINDSEY, Isaac	7-0	50:11	7.2	2-14	.143	1-4	.250	0-0	.000	0	9	9	1.3	10	0	0	1	1	1	5	0.7				
21	HODGES, Chris	5-0	15:40	3.1	1-2	.500	0-0	.000	0-0	.000	1	1	2	0.4	2	0	0	0	0	0	2	0.4				
13	TAPHORN, Justin	1-0	00:59	1.0	0-0	.000	0-0	.000	0-0	.000	0	0	0	0.0	0	0	0	0	0	0	0	0.0				
Team											17	9	26				10									
Total		15	3075		350-856	.409	117-347	.337	122-200	.610	100	341	441	29.4	247	4	170	122	19	91	939	62.6				
Opponents		15	3075		366-805	.455	96-265	.362	157-219	.717	117	439	556	37.1	238	5	157	181	58	67	985	65.7				

Team Statistics

	WISC	OPP
Scoring	939	985
Points per game	62.6	65.7
Scoring margin	-3.1	-
Field goals-att	350-856	366-805
Field goal pct	.409	.455
3 point fg-att	117-347	96-265
3-point FG pct	.337	.362
3-pt FG made per game	7.8	6.4
Free throws-att	122-200	157-219
Free throw pct	.610	.717
F-Throws made per game	8.1	10.5
Rebounds	441	556
Rebounds per game	29.4	37.1
Rebounding margin	-7.7	-
Assists	170	157
Assists per game	11.3	10.5
Turnovers	122	181
Turnovers per game	8.1	12.1
Turnover margin	+3.9	-
Assist/turnover ratio	1.4	0.9
Steals	91	67
Steals per game	6.1	4.5
Blocks	19	58
Blocks per game	1.3	3.9
Winning streak	1	-
Home win streak	1	-
Attendance	105151	97763
Home games-Avg/Game	7-15022	8-12220
Neutral site-Avg/Game	-	0-0

Team Results

Date	Opponent		Score	Att.
12/06/2022	Maryland	W	64-59	14666
12/11/2022	at Iowa	Wot	78-75	12430
01/03/2023	Minnesota	W	63-60	13850
01/07/2023	at Illinois	L	69-79	15544
01/10/2023	Michigan St.	L	65-69	14260
01/14/2023	at Indiana	L	45-63	17222
01/17/2023	Penn St.	W	63-60	14236
01/23/2023	at Northwestern	L	63-66	4218
01/25/2023	at Maryland	L	55-73	14407
01/28/2023	Illinois	L	51-61	17071
02/02/2023	at Ohio St.	W	65-60	11918
02/05/2023	Northwestern	L	52-54	15632
02/08/2023	at Penn St.	Wot	79-74	7213
02/11/2023	at Nebraska	Lot	63-73	14811
02/14/2023	Michigan	W	64-59	15436

2022-23 HOME STATISTICS

Game Records

Record	Overall	Home	Away	Neutral
ALL GAMES	8-4	8-4	0-0	0-0
CONFERENCE	4-3	4-3	0-0	0-0
NON-CONFERENCE	4-1	4-1	0-0	0-0

Score by Periods

Team	1st	2nd	OT	TOT
Wisconsin	358	434	0	792
Opponents	341	385	0	726

Team Box Score

No.	Player				Total		3-Point		F-Throw		Rebounds													
		GP-GS	MIN	AVG	FG-FGA	FG%	3FG-3FGA	3FG%	FT-FTA	FT%	OFF	DEF	TOT	AVG	PF	DQ	A	TO	BLK	STL	PTS	AVG		
22	CROWL, Steven	12-12	361:15	30.1	67-127	.528	14-31	.452	20-31	.645	16	68	84	7.0	26	0	31	18	4	6	168	14.0		
23	HEPBURN, Chucky	12-12	382:12	31.9	51-130	.392	28-53	.528	24-29	.828	8	30	38	3.2	24	0	34	20	1	19	154	12.8		
3	ESSEGIAN, Connor	12-4	283:39	23.6	37-86	.430	24-59	.407	26-30	.867	6	24	30	2.5	18	0	10	11	0	8	124	10.3		
5	WAHL, Tyler	11-11	292:04	26.6	38-105	.362	3-11	.273	29-46	.630	16	45	61	5.5	29	1	22	21	7	7	108	9.8		
11	KLESMIT, Max	12-12	372:50	31.1	28-76	.368	17-43	.395	14-19	.737	4	27	31	2.6	21	0	15	11	2	18	87	7.3		
2	DAVIS, Jordan	12-8	268:03	22.3	25-61	.410	13-39	.333	4-7	.571	9	38	47	3.9	15	1	4	3	2	4	67	5.6		
14	GILMORE, Carter	12-1	238:35	19.9	14-32	.438	5-9	.556	4-10	.400	16	14	30	2.5	23	0	13	5	2	7	37	3.1		
35	ILVER, Markus	8-0	57:45	7.2	7-20	.350	3-11	.273	2-2	1.000	0	7	7	0.9	4	0	2	1	0	1	19	2.4		
0	NEATH, Jahcobi	2-0	13:22	6.7	1-1	1.000	1-1	1.000	0-0	.000	0	1	1	0.5	2	0	0	0	0	0	3	1.5		
10	LINDSEY, Isaac	7-0	42:54	6.1	4-12	.333	2-8	.250	0-0	.000	2	6	8	1.1	8	0	1	1	0	0	10	1.4		
30	CANDELINO, Ross	3-0	03:34	1.2	2-2	1.000	0-0	.000	0-1	.000	0	1	1	0.3	0	0	0	0	0	0	4	1.3		
4	MCGEE, Kamari	10-0	61:48	6.2	4-8	.500	0-4	.000	1-2	.500	1	5	6	0.6	7	0	8	4	0	3	9	0.9		
21	HODGES, Chris	6-0	13:59	2.3	1-1	1.000	0-0	.000	0-0	.000	0	0	0	0.0	1	0	0	0	1	0	2	0.3		
15	GARD, Isaac	3-0	03:34	1.2	0-1	.000	0-1	.000	0-0	.000	0	0	0	0.0	0	0	0	0	0	0	0	0.0		
13	TAPHORN, Justin	2-0	04:26	2.2	0-0	.000	0-0	.000	0-0	.000	0	0	0	0.0	0	0	0	0	0	0	0	0.0		
Team											12	10	22				6							
Total		12	2400		279-662	.421	110-270	.407	124-177	.701	90	276	366	30.5	178	2	140	101	19	73	792	66.0		
Opponents		12	2400		275-619	.444	73-218	.335	103-155	.665	80	313	393	32.8	190	2	103	146	41	49	726	60.5		

Team Statistics

	WISC	OPP
Scoring	792	726
Points per game	66.0	60.5
Scoring margin	+5.5	-
Field goals-att	279-662	275-619
Field goal pct	.421	.444
3 point fg-att	110-270	73-218
3-point FG pct	.407	.335
3-pt FG made per game	9.2	6.1
Free throws-att	124-177	103-155
Free throw pct	.701	.665
F-Throws made per game	10.3	8.6
Rebounds	366	393
Rebounds per game	30.5	32.8
Rebounding margin	-2.3	-
Assists	140	103
Assists per game	11.7	8.6
Turnovers	101	146
Turnovers per game	8.4	12.2
Turnover margin	+3.8	-
Assist/turnover ratio	1.4	0.7
Steals	73	49
Steals per game	6.1	4.1
Blocks	19	41
Blocks per game	1.6	3.4
Winning streak	1	-
Home win streak	1	-
Attendance	176037	0
Home games-Avg/Game	12-14670	0-0
Neutral site-Avg/Game	-	0-0

Team Results

Date	Opponent		Score	Att.
11/07/2022	South Dakota	W	85-59	14349
11/15/2022	Green Bay	W	56-45	14204
11/29/2022	Wake Forest	L	75-78	14435
12/06/2022	Maryland	W	64-59	14666
12/15/2022	Lehigh	W	78-56	12760
12/30/2022	Western Mich.	W	76-66	15138
01/03/2023	Minnesota	W	63-60	13850
01/10/2023	Michigan St.	L	65-69	14260
01/17/2023	Penn St.	W	63-60	14236
01/28/2023	Illinois	L	51-61	17071
02/05/2023	Northwestern	L	52-54	15632
02/14/2023	Michigan	W	64-59	15436

2022-23 ROAD/NEUTRAL STATISTICS

Game Records

Record	Overall	Home	Away	Neutral
ALL GAMES	7-6	0-0	4-5	3-1
CONFERENCE	3-5	0-0	3-5	0-0
NON-CONFERENCE	4-1	0-0	1-0	3-1

Score by Periods

Team	1st	2nd	OT	TOT
Wisconsin	393	393	46	832
Opponents	353	461	46	860

Team Box Score

No.	Player				Total		3-Point		F-Throw		Rebounds													
		GP-GS	MIN	AVG	FG-FGA	FG%	3FG-3FGA	3FG%	FT-FTA	FT%	OFF	DEF	TOT	AVG	PF	DQ	A	TO	BLK	STL	PTS	AVG		
3	ESSEGIAN, Connor	13-5	388:46	29.9	57-130	.438	34-78	.436	24-27	.889	9	48	57	4.4	23	0	11	16	0	8	172	13.2		
5	WAHL, Tyler	11-11	389:23	35.4	55-127	.433	4-17	.235	30-52	.577	15	52	67	6.1	30	1	30	30	3	17	144	13.1		
23	HEPBURN, Chucky	13-13	438:39	33.7	62-165	.376	26-68	.382	14-25	.560	4	34	38	2.9	24	0	39	18	1	23	164	12.6		
22	CROWL, Steven	13-13	412:27	31.7	52-116	.448	5-38	.132	18-34	.529	18	78	96	7.4	28	0	39	23	9	5	127	9.8		
11	KLESMIT, Max	11-11	349:07	31.7	31-70	.443	12-37	.324	11-19	.579	2	25	27	2.5	34	1	16	8	2	13	85	7.7		
2	DAVIS, Jordan	13-10	305:21	23.5	28-72	.389	13-43	.302	3-5	.600	12	33	45	3.5	28	1	8	3	1	8	72	5.5		
14	GILMORE, Carter	13-2	243:37	18.7	17-38	.447	0-9	.000	4-8	.500	13	16	29	2.2	28	0	9	5	1	10	38	2.9		
10	LINDSEY, Isaac	10-0	62:13	6.2	4-18	.222	3-8	.375	1-2	.500	0	7	7	0.7	9	0	1	1	1	2	12	1.2		
35	ILVER, Markus	8-0	53:47	6.7	3-15	.200	2-10	.200	0-0	.000	5	5	10	1.3	5	0	1	1	0	0	8	1.0		
4	MCGEE, Kamari	11-0	51:60	4.7	4-11	.364	2-6	.333	0-0	.000	1	3	4	0.4	9	0	3	2	0	2	10	0.9		
21	HODGES, Chris	5-0	13:39	2.7	0-2	.000	0-0	.000	0-0	.000	2	1	3	0.6	2	0	0	0	0	0	0	0.0		
13	TAPHORN, Justin	1-0	00:59	1.0	0-0	.000	0-0	.000	0-0	.000	0	0	0	0.0	0	0	0	0	0	0	0	0.0		
0	NEATH, Jahcobi	1-0	15:03	15.0	0-3	.000	0-1	.000	0-0	.000	0	0	0	0.0	0	0	1	2	0	1	0	0.0		
Team											17	12	29				10							
Total		13	2725		313-767	.408	101-315	.321	105-172	.610	98	314	412	31.7	220	3	158	119	18	89	832	64.0		
Opponents		13	2725		316-720	.439	85-258	.329	143-206	.694	118	384	502	38.6	213	4	149	161	48	69	860	66.2		

Team Statistics

	WISC	OPP
Scoring	832	860
Points per game	64.0	66.2
Scoring margin	-2.2	-
Field goals-att	313-767	316-720
Field goal pct	.408	.439
3 point fg-att	101-315	85-258
3-point FG pct	.321	.329
3-pt FG made per game	7.8	6.5
Free throws-att	105-172	143-206
Free throw pct	.610	.694
F-Throws made per game	8.1	11.0
Rebounds	412	502
Rebounds per game	31.7	38.6
Rebounding margin	-6.9	-
Assists	158	149
Assists per game	12.2	11.5
Turnovers	119	161
Turnovers per game	9.2	12.4
Turnover margin	+3.2	-
Assist/turnover ratio	1.3	0.9
Steals	89	69
Steals per game	6.8	5.3
Blocks	18	48
Blocks per game	1.4	3.7
Winning streak	0	-
Home win streak	0	-
Attendance	0	115523
Home games-Avg/Game	0-0	9-12836
Neutral site-Avg/Game	-	4-5167

Team Results

Date	Opponent		Score	Att.
11/11/2022	vs Stanford	W	60-50	17927
11/23/2022	vs Dayton	W	43-42	1047
11/24/2022	vs Kansas	Lot	68-69	1185
11/25/2022	vs Southern California	W	64-59	510
12/03/2022	at Marquette	Wot	80-77	17760
12/11/2022	at Iowa	Wot	78-75	12430
01/07/2023	at Illinois	L	69-79	15544
01/14/2023	at Indiana	L	45-63	17222
01/23/2023	at Northwestern	L	63-66	4218
01/25/2023	at Maryland	L	55-73	14407
02/02/2023	at Ohio St.	W	65-60	11918
02/08/2023	at Penn St.	Wot	79-74	7213
02/11/2023	at Nebraska	Lot	63-73	14811

GAME-BY-GAME STATISTICS

WISCONSIN

Opponent	Date	Score		FG-FGA	PCT	3FG-3FGA	PCT	FT-FTA	PCT	OFF	DEF	TOT	AVG	PF	A	TO	BLK	STL	PTS	AVG
South Dakota	11/07/2022	85-59	W	28-55	.509	12-26	.462	17-23	.739	7	30	37	37.0	15	14	10	4	8	85	85.0
vs Stanford	11/11/2022	60-50	W	22-59	.373	5-20	.250	11-18	.611	9	23	32	34.5	20	9	9	4	11	60	72.5
Green Bay	11/15/2022	56-45	W	16-53	.302	8-19	.421	16-19	.842	15	30	45	38.0	18	8	14	2	6	56	67.0
vs Dayton	11/23/2022	43-42	W	14-59	.237	6-27	.222	9-10	.900	11	28	39	38.3	17	7	10	1	8	43	61.0
vs Kansas	11/24/2022	68-69	Lot	24-62	.387	6-19	.316	14-19	.737	6	29	35	37.6	19	10	6	1	8	68	62.4
vs Southern California	11/25/2022	64-59	W	25-56	.446	10-24	.417	4-8	.500	6	26	32	36.7	7	13	8	1	6	64	62.7
Wake Forest	11/29/2022	75-78	L	24-56	.429	12-28	.429	15-18	.833	6	17	23	34.7	18	14	12	1	7	75	64.4
at Marquette	12/03/2022	80-77	Wot	30-59	.508	12-27	.444	8-13	.615	10	22	32	34.4	20	21	15	1	9	80	66.4
Maryland	12/06/2022	64-59	W	20-47	.426	7-21	.333	17-27	.630	3	27	30	33.9	18	14	8	3	7	64	66.1
at Iowa	12/11/2022	78-75	Wot	33-65	.508	6-22	.273	6-11	.545	4	29	33	33.8	18	17	11	1	12	78	67.3
Lehigh	12/15/2022	78-56	W	31-60	.517	11-21	.524	5-8	.625	11	23	34	33.8	6	16	10	1	6	78	68.3
Western Mich.	12/30/2022	76-66	W	28-54	.519	12-27	.444	8-13	.615	7	21	28	33.3	11	16	4	2	2	76	68.9
Minnesota	01/03/2023	63-60	W	24-55	.436	8-20	.400	7-9	.778	2	22	24	32.6	15	9	9	2	13	63	68.5
at Illinois	01/07/2023	69-79	L	28-64	.438	8-29	.276	5-12	.417	10	24	34	32.7	21	12	9	2	6	69	68.5
Michigan St.	01/10/2023	65-69	L	25-55	.455	9-23	.391	6-8	.750	3	15	18	31.7	18	9	5	1	6	65	68.3
at Indiana	01/14/2023	45-63	L	18-56	.321	5-24	.208	4-11	.364	8	24	32	31.8	11	6	9	0	4	45	66.8
Penn St.	01/17/2023	63-60	W	23-54	.426	7-17	.412	10-16	.625	8	24	32	31.8	13	8	6	2	3	63	66.6
at Northwestern	01/23/2023	63-66	L	22-57	.386	10-31	.323	9-16	.563	10	22	32	31.8	19	16	7	1	3	63	66.4
at Maryland	01/25/2023	55-73	L	21-53	.396	7-17	.412	6-7	.857	7	15	22	31.3	14	11	8	2	2	55	65.8
Illinois	01/28/2023	51-61	L	19-57	.333	9-27	.333	4-7	.571	6	25	31	31.3	18	9	9	0	6	51	65.1
at Ohio St.	02/02/2023	65-60	W	23-55	.418	6-20	.300	13-22	.591	4	22	26	31.0	15	9	8	0	8	65	65.0
Northwestern	02/05/2023	52-54	L	19-50	.380	9-23	.391	5-11	.455	7	19	26	30.8	14	13	9	1	6	52	64.5
at Penn St.	02/08/2023	79-74	Wot	28-53	.528	11-24	.458	12-19	.632	3	23	26	30.6	16	16	8	2	5	79	65.1
at Nebraska	02/11/2023	63-73	Lot	25-69	.362	9-31	.290	4-6	.667	10	27	37	30.8	23	11	11	2	7	63	65.0
Michigan	02/14/2023	64-59	W	22-66	.333	6-18	.333	14-18	.778	15	23	38	31.1	14	10	5	0	3	64	65.0
Total		1624		592-1429	.414	211-585	.361	229-349	.656	188	590	778	31.1	398	298	220	37	162	1624	65.0
Opponents		1586		591-1339	.441	158-476	.332	246-361	.681	198	697	895	35.8	403	252	307	89	118	1586	63.4

Wisconsin Averages

Games Played	Points/game	FG Pct	3FG Pct	FT Pct	Rebounds/game	Assists/game	Turnovers/game	Assist/Turnover ratio	Steals/game	Blocks/game
25	65.0	41.4	36.1	65.6	31.1	11.9	8.8	1.4	6.5	1.5

GAME-BY-GAME STATISTICS

OPPONENT

Opponent	Date	Score		FG-FGA	PCT	3FG-3FGA	PCT	FT-FTA	PCT	OFF	DEF	TOT	AVG	PF	A	TO	BLK	STL	PTS	AVG
South Dakota	11/07/2022	85-59	W	23-57	.404	2-15	.133	11-17	.647	8	26	34	34.0	20	7	10	2	5	59	59.0
vs Stanford	11/11/2022	60-50	W	17-47	.362	1-16	.063	15-23	.652	7	31	38	36.0	20	6	16	9	5	50	54.5
Green Bay	11/15/2022	56-45	W	15-44	.341	2-14	.143	13-23	.565	3	22	25	32.3	18	6	9	2	9	45	51.3
vs Dayton	11/23/2022	43-42	W	16-53	.302	4-27	.148	6-9	.667	11	34	45	35.5	13	6	17	4	4	42	49.0
vs Kansas	11/24/2022	68-69	Lot	24-62	.387	9-29	.310	12-21	.571	14	36	50	38.4	18	15	13	2	5	69	53.0
vs Southern California	11/25/2022	64-59	W	23-56	.411	11-23	.478	2-6	.333	10	26	36	38.0	14	12	14	5	2	59	54.0
Wake Forest	11/29/2022	75-78	L	29-54	.537	8-24	.333	12-16	.750	9	24	33	37.3	20	8	15	2	3	78	57.4
at Marquette	12/03/2022	80-77	Wot	27-53	.509	9-20	.450	14-20	.700	7	19	26	35.9	16	14	12	1	10	77	59.9
Maryland	12/06/2022	64-59	W	21-55	.382	10-24	.417	7-12	.583	8	29	37	36.0	20	9	14	6	4	59	59.8
at Iowa	12/11/2022	78-75	Wot	27-64	.422	7-27	.259	14-17	.824	10	32	42	36.6	16	18	15	2	8	75	61.3
Lehigh	12/15/2022	78-56	W	25-51	.490	4-14	.286	2-2	1.000	3	17	20	35.1	11	9	13	3	6	56	60.8
Western Mich.	12/30/2022	76-66	W	26-57	.456	12-29	.414	2-5	.400	9	23	32	34.8	15	12	7	1	2	66	61.3
Minnesota	01/03/2023	63-60	W	24-55	.436	5-14	.357	7-11	.636	11	29	40	35.2	10	7	20	2	5	60	61.2
at Illinois	01/07/2023	69-79	L	25-53	.472	10-19	.526	19-26	.731	7	30	37	35.4	14	14	10	6	5	79	62.4
Michigan St.	01/10/2023	65-69	L	23-44	.523	7-13	.538	16-17	.941	4	29	33	35.2	12	10	14	3	3	69	62.9
at Indiana	01/14/2023	45-63	L	29-62	.468	1-8	.125	4-5	.800	9	33	42	35.6	16	10	8	6	4	63	62.9
Penn St.	01/17/2023	63-60	W	22-49	.449	8-20	.400	8-11	.727	4	28	32	35.4	21	10	10	5	3	60	62.7
at Northwestern	01/23/2023	63-66	L	22-51	.431	6-16	.375	16-18	.889	8	27	35	35.4	22	9	6	1	3	66	62.9
at Maryland	01/25/2023	55-73	L	28-50	.560	6-14	.429	11-14	.786	8	24	32	35.2	10	15	8	5	5	73	63.4
Illinois	01/28/2023	51-61	L	22-51	.431	6-20	.300	11-18	.611	7	30	37	35.3	14	7	11	5	2	61	63.3
at Ohio St.	02/02/2023	65-60	W	24-56	.429	4-14	.286	8-13	.615	12	33	45	35.8	20	9	16	3	5	60	63.1
Northwestern	02/05/2023	52-54	L	21-45	.467	4-15	.267	8-13	.615	6	27	33	35.6	14	11	11	5	5	54	62.7
at Penn St.	02/08/2023	79-74	Wot	29-59	.492	9-23	.391	7-11	.636	7	24	31	35.4	21	13	11	1	5	74	63.2
at Nebraska	02/11/2023	63-73	Lot	25-54	.463	8-22	.364	15-23	.652	8	35	43	35.8	13	8	15	3	8	73	63.6
Michigan	02/14/2023	64-59	W	24-57	.421	5-16	.313	6-10	.600	8	29	37	35.8	15	7	12	5	2	59	63.4
Total		1586		591-1339	.441	158-476	.332	246-361	.681	198	697	895	35.8	403	252	307	89	118	1586	63.4
Wisconsin		1624		592-1429	.414	211-585	.361	229-349	.656	188	590	778	31.1	398	298	220	37	162	1624	65.0

Opponents Averages

Games Played	Points/game	FG Pct	3FG Pct	FT Pct	Rebounds/game	Assists/game	Turnovers/game	Assist/Turnover ratio	Steals/game	Blocks/game
25	63.4	44.1	33.2	68.1	35.8	10.1	12.3	0.8	4.7	3.6

GAME 1: WISCONSIN 85, SOUTH DAKOTA 59

Nov. 7, 2022 • Madison, Wis. • Kohl Center



Official Basketball Box Score - Final
South Dakota at Wisconsin
 11/07/22 Kohl Center, Madison
 2022-23 Men's Basketball

Game Time: 7:30 PM
 Game Duration: 1:58
 Attendance: 14,349

Officials: Larry Scrotto, Brian Anseliger, Rhett Lamoureux

South Dakota - 59 Record: 0-1

NO. Name	Min	FG	3P	FT	Rebounds	Fouls	TP	AS	TO	ST	Blocks	BA	+
34 Tasos Kamateros	F 26:29	3-9	0-3	0-0	1 4 5	2 1	6	0	0	1	0	1	-20
2 Damani Hayes	G 22:53	1-3	0-0	0-0	1 6 7	1 0	2	0	0	0	1	1	-19
5 Kruz Perrott-Hunt	G 32:45	10-20	0-2	1-1	1 2 3	4 4	21	3	2	2	0	1	-18
10 A.J. Pitzuweit	G 26:59	2-5	1-2	3-6	1 3 4	4 3	8	1	4	0	0	0	-21
11 Mason Archambault	G 22:10	1-6	0-3	2-2	0 3 3	3 2	4	0	0	1	0	0	-24
23 Paul Bruns	21:16	2-6	1-4	0-0	2 3 5	2 2	10	0	2	1	1	0	-18
13 Mihal Carcoana	08:42	0-0	0-0	0-0	1 1 1	3 0	0	0	1	0	0	0	-8
55 Jeremiah Coleman	10:32	2-3	0-1	0-2	0 2 2	0 2	4	1	0	0	0	0	-7
3 Max Burchill	17:04	1-3	0-0	0-1	0 1 1	1 1	2	2	0	0	0	0	-6
33 Felix Brostrom	09:58	0-1	0-0	0-0	0 0 0	2 0	0	0	1	0	0	1	-3
22 Keaton Kutcher	01:12	1-1	0-0	0-0	0 0 0	0 0	2	0	0	0	0	0	0
Team					2 1 3				0				
Totals		23-57	2-15	11-17	8 26 34	20 15	59	7	10	5	2	4	-26

Technical Fouls: NONE

Shooting By Period	1st FG%	2nd FG%	3rd FG%	FT%	GMFG%
1st FG%	0-7 0.0%				
2nd FG%	1-2 50.0%				
3rd FG%	2-6 33.3%				
FT%	6-8 75.0%				
GMFG%	13-26 50.0%				

Dead Ball Rebounds: 2, 0

Wisconsin - 85 Record: 1-0

NO. Name	Min	FG	3P	FT	Rebounds	Fouls	TP	AS	TO	ST	Blocks	BA	+
5 Tyler Wahl	F 26:58	5-11	0-3	9-10	3 7 10	2 7	19	4	3	2	1	1	24
22 Steven Crowl	F 24:50	4-8	2-4	2-3	0 3 3	1 2	12	2	1	0	2	0	19
2 Jordan Davis	G 20:40	3-8	0-2	0-1	1 5 6	1 2	6	0	0	0	0	1	14
11 Max Klesmit	G 30:39	3-6	2-3	3-4	0 4 4	2 3	11	0	2	1	0	0	24
23 Chucky Hepburn	G 28:29	5-10	3-5	1-2	0 3 3	2 3	14	3	2	2	0	0	27
0 Jahcobi Neath	08:44	1-1	1-1	0-0	0 1 1	1 0	3	0	0	0	0	0	5
14 Carter Gilmore	12:12	1-1	0-0	0-0	2 1 3	0 0	2	1	1	0	0	0	5
3 Connor Essegian	14:23	2-3	2-3	0-0	0 1 1	2 1	6	1	1	1	0	0	7
4 Kamari McGee	08:02	0-1	0-1	0-0	0 2 2	2 0	0	2	1	1	0	0	-2
35 Markus Iver	09:10	1-2	1-2	2-2	0 2 2	0 1	5	1	0	0	0	0	1
21 Chris Hodges	05:38	0-0	0-0	0-0	0 0 0	0 0	0	0	0	0	1	0	3
10 Isaac Lindsey	05:04	1-2	1-2	0-0	0 1 1	2 0	3	0	0	0	0	0	2
13 Justin Taphorn	02:47	0-0	0-0	0-0	0 0 0	0 0	0	0	0	0	0	0	1
15 Isaac Gard	01:12	0-0	0-0	0-0	0 0 0	0 0	0	0	0	0	0	0	0
30 Ross Candelino	01:12	2-2	0-0	0-1	0 0 0	0 1	4	0	0	0	0	0	0
Team					1 0 1				0				
Totals		28-55	12-26	17-23	7 30 37	15 20	85	14	10	8	4	2	26

Technical Fouls: NONE

Biggest lead	SD	UW
0 (1 st 20:00)	28 (2 nd 0:46)	
Best Scoring Run	7 (1 st 12:21)	10 (2 nd 7:21)
Lead Changes	0	
Times Tied	0	
Time with Lead	00:00	39:50

Points from Turnovers	SD	UW
Paint	24	26
Second Chance	8	8
Fast Breaks	5	13
Bench	18	23

Period by Period Scoring	1st	2nd	TOT
SD	28	31	59
UW	38	47	85

NOTES: Wisconsin won its home opener for the 7th straight season and the 24th time in the last 25 years...UW is 7-0 in home openers under Greg Gard...Tyler Wahl tallied his 5th career double-double...Max Klesmit, Connor Essegian, Kamari McGee, Chris Hodges, Ross Candelino and Isaac Gard made their UW debuts.

GAME 2: WISCONSIN 60, STANFORD 50

Nov. 11, 2022 • Milwaukee, Wis. • American Family Field



Official Basketball Box Score - Final
Stanford at Wisconsin
 11/11/22 American Family Field, Milwaukee
 2022-23 Men's Basketball

Game Time: 8:30 PM
 Game Duration: 2:05
 Attendance: 17,927

Officials: Eric Curry, Brian Droney, John Higgins

Stanford - 50 Record: 1-1

NO. Name	Min	FG	3P	FT	Rebounds	Fouls	TP	AS	TO	ST	Blocks	BA	+
22 James Keefe	F 15:44	1-2	0-0	0-0	4 4 2	0 0	2	1	4	1	0	0	-4
23 Brandon Angel	F 29:59	5-11	1-5	3-4	1 2 3	4 3	14	0	1	0	0	2	-9
55 Harrison Ingram	F 32:24	2-8	0-2	2-4	2 6 8	2 5	6	1	3	0	2	1	-5
5 Michael O'Connell	G 28:37	1-5	0-1	1-1	1 4 5	2 1	3	2	1	2	0	0	-10
13 Michael Jones	G 33:16	3-7	0-2	3-5	1 3 4	2 5	9	1	2	0	2	1	-4
1 Isa Silva	11:23	1-1	0-0	1-2	0 0 0	0 4	2	3	0	1	1	0	-1
14 Spencer Jones	20:31	3-9	0-5	2-2	1 3 4	2 2	8	1	2	1	4	0	-7
42 Maxime Raynaud	24:16	1-4	0-1	1-2	0 6 6	1 1	3	0	2	0	1	0	-6
10 Max Murrell	03:50	0-0	0-0	2-3	0 0 0	1 1	2	0	0	0	0	0	-5
Team					1 3 4				0				
Totals		17-47	1-16	15-23	7 31 38	20 50	60	6	16	5	9	4	-10

Technical Fouls: Keefe 1st 18:35

Wisconsin - 60 Record: 2-0

NO. Name	Min	FG	3P	FT	Rebounds	Fouls	TP	AS	TO	ST	Blocks	BA	+
5 Tyler Wahl	F 32:48	6-13	1-2	4-8	1 4 5	2 6	17	0	2	3	0	2	8
22 Steven Crowl	F 33:31	2-6	1-4	4-6	2 9 11	4 3	9	2	2	0	3	1	14
2 Jordan Davis	G 25:02	5-9	1-3	2-3	3 0 3	3 4	13	0	1	1	0	2	12
11 Max Klesmit	G 16:59	0-1	0-0	0-0	0 3 3	4 0	0	1	0	1	0	0	5
23 Chucky Hepburn	G 34:58	6-13	0-5	1-1	0 2 2	1 1	11	5	1	3	0	1	12
3 Connor Essegian	23:01	3-9	2-4	0-0	0 2 2	1 2	8	0	0	0	0	1	5
0 Jahcobi Neath	15:03	0-3	0-1	0-0	0 0 0	0 0	1	0	1	2	1	0	0
14 Carter Gilmore	12:07	1-4	0-0	0-0	0 1 1	3 2	2	0	0	2	1	1	-2
10 Isaac Lindsey	03:20	0-0	0-0	0-0	0 0 0	0 1	1	0	0	0	0	0	0
21 Chris Hodges	01:34	0-1	0-0	0-0	1 0 1	0 0	0	0	0	0	0	0	1
4 Kamari McGee	01:37	0-0	0-0	0-0	0 0 0	0 0	1	0	0	0	0	0	-2
Team					2 2 4				0		1		
Totals		22-59	5-20	11-18	9 23 32	20 60	60	9	9	11	4	9	10

Technical Fouls: NONE

Biggest lead	Stan	UW
1 (1 st 15:02)	13 (1 st 1:08)	
Best Scoring Run	6 (1 st 15:02)	8 (1 st 1:08)
Lead Changes	6	
Times Tied	3	
Time with Lead	02:17	36:32

Points from Turnovers	Stan	UW
Paint	30	28
Second Chance	10	8
Fast Breaks	2	6
Bench	16	10

Period by Period Scoring	1st	2nd	TOT
Stan	20	30	50
UW	32	28	60

NOTES: Wisconsin opened the season 2-0 for the 3rd straight year and the 5th time in the last 6 years...UW improved to 64-57 all-time in the city of Milwaukee...Tyler Wahl scored in double figures in back-to-back games reaching the mark for the 26th time in his career...Steven Crowl set new career highs with 11 rebounds and 3 blocks...Jordan Davis scored a career-high 13 points.

GAME 3: WISCONSIN 56, GREEN BAY 45

Nov. 15, 2022 • Madison, Wis. • Kohl Center



Official Basketball Box Score - Final
Green Bay at Wisconsin
 11/15/22 Kohl Center, Madison
 2022-23 Men's Basketball

Game Time: 8:00 PM
 Game Duration: 1:57
 Attendance: 14,524

Officials: Bill B, Lewis Garrison, Rob Kuenen

Green Bay - 45 Record: 0-3

NO. Name	Min	FG	3P	FT	Rebounds	Fouls	TP	AS	TO	ST	Blocks	BA	+
3 Clarence Cummings III	F 33:29	2-10	0-3	2-4	0 1 1	4 2	6	1	1	2	1	2	-7
11 Cade Meyer	F 28:00	5-8	0-1	3-4	0 1 1	3 13	0	0	3	0	1	0	4
24 Brock Heffner	F 20:59	1-6	0-2	1-2	1 1 2	3 1	3	0	0	1	0	0	-5
4 Davin Zeigler	G 20:04	0-3	0-1	1-2	0 5 5	3 2	1	2	0	0	0	0	-14
55 Nate Jenkins	G 24:42	0-1	0-1	0-0	0 4 4	1 1	0	0	1	0	0	0	-5
1 Randy Tucker	15:10	1-4	0-2	0-0	0 1 1	2 0	2	0	0	0	0	0	-6
0 Garren Davis	23:00	1-5	0-2	2-4	0 2 2	1 4	4	2	1	2	0	0	-3
5 Zae Blake	26:22	5-5	2-2	3-5	0 4 4	1 3	15	0	1	4	0	0	-7
13 Donovan Short	08:14	0-1	0-0	1-2	1 0 1	1 2	1	1	2	0	0	0	-12
Team					1 1 2				0				
Totals		15-44	2-14	13-23	3 22 25	18 18	45	6	9	9	2	2	-11

Technical Fouls: NONE

Shooting By Period	1st FG%	2nd FG%	3rd FG%	FT%	GMFG%
1st FG%	5-24 20.8%				
2nd FG%	1-10 10.0%				
3rd FG%	4-8 50.0%				
FT%	14 25.0%				
GMFG%	15-54 27.8%				

Dead Ball Rebounds: 6, 0

Wisconsin - 56 Record: 3-0

NO. Name	Min	FG MA	3P MA	FT MA	Rebounds OR DR TOT	Fouls FD	TP	AS	TO	ST	Blocks BA	+	
5 Tyler Wahl	F 23:49	2-11	0-1	4-4	2 7 9	4 5	8	0	4	0	0	1	6
22 Steven Crowl	F 28:14	3-6	1-1	2-3	4 5 9	0 3	9	0	2	0	1	0	1
2 Jordan Davis	G 32:59	3-7	3-6	2-2	1 2 3	0 1	11	1	0	2	1	0	13
11 Max Klesmit	G 35:57	2-5	2-4	3-4	1 4 5	1 6	9	1	0	2	0	0	12
23 Chucky Hepburn	G 24:19	2-14	1-3	3-4	3 4 7	3 2	8	3	2	0	0	1	10
14 Carter Gilmore	20:44	2-4	1-1	0-0	2 3 5	4 0	5	1	2	1	0	0	12
35 Markus Iver	10:28	1-2	0-1	0-0	0 1 1	1 2	0	0	1	1	0	0	7
3 Connor Essegian	07:29	0-1	0-0	2-2	0 1 1			0	2	0	0	0	-1
0 Jahcobi Neath	04:38	0-0	0-0	0-0	0 0 0	1 0	0	0	0	0	0	0	-2
4 Kamari McGee	05:30	0-0	0-0	0-0	0 0 0	1 0	0	1	1	0	0	0	-6
10 Isaac Lindsey	05:25	1-3	0-2	0-0	1 1 2	2 2	2	1	0	0	0	0	4
21 Chris Hodges	00:28	0-0	0-0	0-0	0 0 0	1 0	0	0	0	0	0	0	-1
Team					1 2 3			0	0				
Totals		16-53	8-19	16-19	15 30 45	18 18	56	8	14	6	2	2	11

Nov. 24, 2022 • Paradise Island, Bahamas. • Imperial Arena



Official Basketball Box Score - Final
Wisconsin at Kansas
 11/24/22 Atlantis Resort - Imperial Arena, Paradise Island
 2022 Bad Boy Mowers Battle 4 Atlantis

Game Time: 11:00 AM
Game Duration: 2:17
Attendance: 1,185

Officials: Mike Roberts, Raymie Styons, Bret Smith

Wisconsin - 68			Record: 4-1															
NO.	NAME	Min	FG	3P	FT	Rebounds	Fouls	TP	AS	TO	ST	Blocks	+/-	Shooting By Period				
			M-A	M-A	M-A	OR	DR	FF				BS		1 st	2 nd	3 rd		
5	Tyler Wahl	F 35:00	8-19	0-1	7-8	3	7	10	4	23	2	2	3	0	10			
22	Steven Davis	F 34:49	2-6	0-2	0-1	0	6	6	0	2	4	3	0	0	1	0	-10	
2	Jordan Crowl	G 17:25	0-5	0-3	0	0	4	4	0	0	1	0	0	0	0	0		
21	Max Kleismit	G 45:08	4-6	2-3	3-4	1	1	2	2	19	2	0	1	0	0	0	2	
13	Gregg Heppner	G 33:02	2-9	0-1	1-2	1	1	3	3	6	1	1	3	0	0	0	0	
3	Connor Essegian	31:05	1-2	3-7	2-2	1	4	5	2	14	1	1	1	0	1	5		
14	Carter Gilmore	14:09	2-3	0-0	0	1	1	2	2	4	0	0	2	0	0	2		
4	Kamari McGee	04:44	0-0	0-0	0-0	0	1	1	3	0	0	0	0	0	0	0		
35	Marius Iver	04:21	0-1	0-1	0	0	0	0	1	0	0	0	0	0	0	0	-5	
10	Isaac Lindsey	07:14	0-1	0-1	1-2	0	1	1	1	1	0	0	0	0	0	0	2	
Team						0			1	1	0	0						
Totals			24-62	6-19	14-19	6	29	35	19	18	68	10	6	8	1	2	-1	
														Deal Ball Rebounds: 7.3				

Technical Fouls:Essegian 1st14:12Klesmit 2nd5:21

Kansas - 69		Record: 6-0														
NO. Name	Min	FG	3P	FT	Rebounds	Fouls	TP	AS	TO	ST	Blocks	++	Shooting By Period			
		%	%	%	OR	DR	FF				BS		1 st FG	2 nd FG	3 rd FG	
10 Jalen Wilson	F 40:01	9/20	2/6	9/14	0	14	1	10	29	1	3	0	0	-2		
24 Adamo, Jr.,	F 32:24	2/2	0/0	0/0	3	3	4	1	10	2	1	0	0	0		
3 Dajuan Harris	G 38:02	2/7	1/1	0/1	2	1	3	3	3	5	7	4	3	1	1	2
4 Grady Dick	K 34:46	3/8	3/7	0/0	1	4	5	1	2	9	0	0	0	0	0	-8
15 Kevin McCullar	K 36:12	7/16	3/9	1/2	4	5	9	5	2	18	3	1	1	0	0	0
1 Joseph Yesufu	G 09:14	0/2	0/1	0/0	0	1	1	2	0	0	0	0	0	0	0	9
21 Zach Clemence	T 12:36	0/5	0/0	1	2	3	1	0	0	0	0	0	0	0	0	5
0 Roder Pettiford	0	0/0	0/0	0/0	0	0	0	0	0	2	0	0	0	0	0	0
11 M.J. Rice	G 02:25	0/0	0/0	0/0	0	0	0	0	0	0	0	0	0	0	0	0
Team					2	5	7	0	0	0	0					
Totals		24/62	9/29	12/21	14	36	50	18	69	15	13	5	2	1	1	
													1 st FG	12/32	37.5%	
													3PT%	6/17	35.3%	
													FT%	9/15	60%	
													2 nd FG	10/24	41.7%	
													3PT%	3/9	33.3%	
													FT%	7/14	50%	
													OTFG	2/6	33.3%	
													3PT%	0/3	0%	
													FT%	2	100%	
													GMFG	24/62	38.7%	
													3PT%	9/29	31%	
													FT%	12/21	57.1%	

Technical Fouls::NONE

	WIS	KAN	Points from Turnovers	WIS	KAN	Period by Period Scoring			
Biggest lead	3 (1st 14:48)	15 (2nd 15:46)		13	4				
Best Scoring Run	11 (2nd 0:23)	10 (2nd 3:40)	Paint	34	26				
Lead Changes		10	Second Chance	10	11	WIS	20	43	5 68
Times Tied	8		Fast Breaks	5	7				
Time with Lead	05:35	33:15	Bench	22	2	KAN	33	30	6 69

Nov. 25, 2022 • Paradise Island, Bahamas • Imperial Arena



Official Basketball Box Score - Final
Southern California at Wisconsin
 11/25/22 Atlantis Resort - Imperial Arena, Paradise Island
 2022 Bad Boy Mowers Battle 4 Atlantis

Game Time: 1:00 PM
Game Duration: 1:48
Attendance: 510

Officials: Tony Padilla, Bert Smith, Brett Smith

Southern California - 59		Record: 4-3																	
NO. Name	Min	FG		3P	FT	Rebounds		Fouls		TP	AS	TO	ST	Blocks		+/-	Shooting By Period		
		M	A			M	A	OR	DR					OT	PF				
24 Joshua Morgan	F 32:06	1-1	0-0	0-0	2-3	5-5	0	1	2	2	1	0	1	0	15		1 st FGT	13-26	50.0%
2 Reese Dixon-Waters	G 19:50	3-7	1-4	0-0	2-2	4	4	3	0	7	0	3	0	0	0		3PT%	6-13	46.2%
5 Boogie Ellis	G 30:00	6-16	3-8	0-1	0	4	4	3	1	15	2	2	0	0	-1		FT%	2-5	40%
13 Drew Peterson	G 31:43	6-15	5-6	0-0	3	7	10	2	0	17	3	5	0	0	-11		2 nd FGT	5-10	33.3%
22 Tre White	G 25:41	3-6	0-0	1-2	0	5	5	1	7	0	0	1	0	-1			3PT%	5-10	50.0%
0 Kobe Johnson	G 29:04	3-7	2-3	0-0	1	3	2	0	7	1	3	0	0	0			FT%	0-1	0%
3 Harrison Horner	14:14	0-2	0-2	1-2	1	1	2	3	2	1	0	1	0	0	-18		Gm FGT	23-56	41.1%
30 Kian Wright	07:34	0-0	0-0	0-0	0	0	0	0	0	0	1	0	0	-6			3PT%	11-25	47.8%
1 Malik Thomas	08:51	1-2	0-0	0-0	0	0	0	0	2	0	0	1	0	-2			FT%	2-6	33.3%
4 Oziyah Sellers	00:57	0-0	0-0	0-0	0	0	0	0	0	0	0	0	0	0					
Team							2	1	3	0	0	1							
Total		23-56	11-23	2-6	10	26	36	14	7	59	12	14	2	5	1	-5			
Kobs																			

Dead Ball Rebounds: 10

Technical Fouls: Ellis 2nd 19:29

Wisconsin - 64		Record: 5-1																	
NO. Name	Min	FG	3P	FT	Rebounds		Fouls		TP	AS	TO	ST	Blocks		e/c	Shooting By Period			
					OR	DR	OR	DR					BS	BS					
5 Tyler Wahl	F	35:22	6-12	0-1	2-3	1	8	9	0	6	14	3	2	0	2	2	1 st FG%	14-28 50.0%	
22 Steven Crowl	F	30:44	3-10	0-0	1-3	2	5	3	3	8	3	1	0	0	0	12	2	3 ^{PT} %	7-16 43.8%
2 Jordan Davis	G	24:55	5-13	0-3	1-3	1	3	3	0	1	0	0	0	0	0	12	2	2 nd FG%	11-28 39.3%
11 Max Kleimist	G	30:50	0-2	0-0	0-1	1	1	3	0	0	2	1	0	0	0	1	3 ^{PT} %	3-8 37.5%	
23 Chucky Hepburn	G	31:06	7-13	3-5	0-1	0	2	2	0	17	4	1	2	0	0	0	FT%	3-6 50%	
3 Connor Essegian	A	25:27	4-8	4-6	0-0	4	4	4	1	4	12	0	1	1	0	-1	GM FG%	25-56 44.6%	
14 Carter Gilmore		12:19	1-3	0-1	0-0	0	1	1	1	2	0	0	1	0	0	0	3 ^{PT} %	10-24 41.7%	
35 Markus River		02:05	0-0	0-0	0-0	0	0	1	2	0	0	0	0	0	0	-4	FT%	4-8 50.0%	
10 Isaac Lindsey		07:42	1-3	1-2	0-0	0	0	0	0	0	0	1	1	0	1	9	Dead Ball Rebounds: 3		
Team					2	2	4	0			0	1	1	0	1				
Totals		25:56	10-24	4-8	6	26	32	7	14	64	13	8	6	1	5	5			

Technical Fouls::NONE

	USC	WIS	Points from Turnovers	USC	WIS	Period by Period Scoring			
Biggest lead	7 (1 st 6:59)	5 (2 nd 1:07)	18	15		1st	2nd	TOT	
Best Scoring Run	8 (2 nd 16:25)	10 (2 nd 1:07)	12	26	USC	34	25	59	
Lead Changes	10		10	5					
Times Tied	7		10	11	WIS	36	28	64	
Time with Lead	20:31	13:11	Bench	11		17			

Nov. 29, 2022 • Madison, Wis. • Kohl Center



Official Basketball Box Score - Final
Wake Forest at Wisconsin
11/29/22 Kohl Center, Madison
2022-23 Men's Basketball

Game Time: 8:00 PM
Game Duration: 2:15
Attendance: 14,435

Officials: D.J. Cartensen, Courtney Green, Don Daily

Wake Forest - 78		Record: 7-1															
NO. NAME		Min	FG	3P	FT	Rebounds	Fouls	TP	AS	TO	ST	Blocks	±	Shooting By Period			
			M-A	M-A	M-A	OR	TR	FF	FD			BS	BA				
11 Andrew Carr	F	14:41	1-3	1-2	0-0	1	2	3	4	0	3	0	2	1	0	16	
25 Zach Keller	F	10:10	1-1	0-0	0-0	1	2	3	1	0	2	0	0	0	0	-8	
1 Tyree Appleby	G	40:00	11-16	4-6	6-6	1	3	4	0	6	32	5	3	0	0	3	
2 Cameron Hirshtro	G	31:19	5-10	0-2	5-6	2	5	7	4	4	15	2	5	0	0	1	
30 Damari Mondanzo	G	32:39	5-13	2-8	1-3	1	1	2	3	2	13	0	1	2	0	10	
33 Matthew Marsh		23:42	4-4	0-0	0-1	2	7	9	3	2	8	0	1	0	0	15	
4 Davion Williamson		24:53	4-4	1-4	2-2	0	0	0	3	8	0	1	0	0	0	17	
34 Bobi Kirtman		01:10	0-2	0-0	0-0	0	1	1	0	0	1	0	1	1	0	-17	
10 Jao Iuka		00:00	0-0	0-0	0-0	0	0	0	0	0	0	0	0	0	0	0	
20 Dorian Bradford		05:56	1-1	0-0	0-0	0	1	1	4	0	2	0	2	0	0	-6	
Team						1	2	3		0	0						
Totals			29-54	8-24	12-16	9	24	33	20	18	78	8	15	3	2	1	3

1st FG 15-29 51.7%

3PT% 3-12 25.0%

FT% 4-7 57.1%

2nd FG 14-25 56.0%

3PT% 2-5 40.0%

FT% 5-9 55.6%

GMFO% 29-54 53.7%

3PT% 8-24 33.3%

FT% 12-16 75.0%

Dead Ball Rebounds: 2.0

Technical Fouls: NONE

Wisconsin - 75		Record: 52-22										Season: Team Points									
NO. NAME	Min	FG	3P	FT	Rebounds		Fouls		TP	AS	TO	ST	Blocks	+/-	Shooting By Period						
					OR	DR	OR	PR							1st	2nd					
5 Tyler Wahl	F 30:55	6-14	0-1	5-6	1	3	4	3	9	17	2	2	0	0	1	1st FG% 12.7%	5-12 44.4%				
2 Steven Crowl	F 29:24	5-9	2-3	3-4	1	6	7	3	12	3	2	0	1	0	0	FT% 5	5 62.5%				
2 Jordan Davis	G 14:18	1-2	1-2	0-0	0	1	1	5	0	3	0	0	0	0	4	2nd FG% 12.29	41 62.5%				
1 Max Klemit	G 36:07	1-3	0-2	0-0	0	1	1	2	2	3	1	3	0	0	-2	3PT% 7-16	43.8%				
13 Chucky Heppburn	G 34:51	7-18	6-12	3-4	1	2	3	3	2	23	2	3	3	0	0	4	FT% 10-10	100%			
3 Connor Ensigne	23:00	3-7	2-5	4-4	2	2	4	2	3	12	2	3	0	1	-1	GMFG% 12-26	42.9%				
14 Carter Gilmore	17:50	0-1	0-1	0-1	0	1	1	0	2	0	2	0	1	0	-2	3PT% 12-48	25.0%				
10 Isaac Lindsey	11:45	1-2	1-2	0-0	1	0	1	0	0	3	0	1	0	0	-6	FT% 15-18	83.3%				
35 Markus Iver	01:51	0-0	0-0	0-0	0	0	0	0	0	0	0	0	0	0	-2	Dead Ball Rebounds: 5.1					
Team					0	1	1	0		0	1										
Totals		24-56	12-28	15-18	6	17	23	18	20	75	14	7	1	2	-3						

Technical Fouls: Lindsey 1st 1:43

[illegible]

Dec. 3, 2022 • Milwaukee, Wis. • Fiserv Forum



Official Basketball Box Score - Final
Wisconsin at Marquette
 12/03/22 Fiserv Forum, Milwaukee
 2022-23 Men's Basketball

Game Time: 3:30 PM
Game Duration: 2:22
Attendance: 17,760

Officials: Jeffrey Anderson, James Breeding, Bert Smith

Wisconsin - 80		Record: 6-2																	
NO. NAME		Min	FG	3P	FT	Rebounds	Fouls	TP	AS	TS	Blocks	+/-	Shooting By Period						
			M-A	M-A	M-A	OR	DR	FF	FD		BS	BA							
5	Tyler Wahl	F 38:33	6-12	1-3	2-4	0	7	7	3	4	15	1	5	2	69.6%				
22	Steven Crowl	F 35:20	3-4	0-1	2-2	2	2	4	4	8	7	3	0	0	33.3%				
2	Jordan Davis	G 37:08	3-11	2-6	0	2	2	4	4	2	1	1	1	0	66.7%				
1	Max Klesmit	G 34:22	4-8	1-3	4-5	0	3	3	3	6	1	1	1	0	34.5%				
23	Chucky Hepburn	G 26:16	7-10	5-6	0	1	3	4	1	19	2	0	2	3	36.4%				
3	Connor Esegian	22:48	5-10	2-5	0	1	2	3	4	12	3	1	1	0	57.1%				
4	Carter Gilmore	17:59	0-0	0-0	0-2	1	2	3	2	0	3	0	1	0	33.3%				
4	Kamari McGee	09:55	2-3	1-2	0-0	1	1	2	0	5	1	0	0	0	50.0%				
10	Isaac Lindsey	02:39	0-1	0-1	0-0	0	0	0	0	0	0	0	0	1	-1.5				
Team					2		0		2										
Totals		30:59	12-27	6-13	10	22	20	16	80	21	15	9	1	1	3				
Technical Fouls: NONE																			
Dead Ball Rebounds: 5, FT: 8-13 61.5%																			

NO. Name		Min	FG		3P		FT		Reb		Fouls		TP		AS		TO		ST		BS		BA		+/-
			M	A	M	A	M	A	O	D	O	D	P	F	P	F	P	F	P	P	F	P	F	P	
12	Oliver-Maxence Prosper	F	34:31	3-11	1-7	7-8	2-3	3	5	5	14	1	1	1	1	0	1	-1							
13	Oso Ighodaro	F	38:58	4-6	0-0	1-4	1	4	5	5	3	9	2	0	2	0	0	-4							
1	Kam Jones	G	39:39	9-12	4-6	4-6	0	6	6	2	7	26	1	2	1	0	0	-2							
4	Stevie Mitchell	G	37:17	2-5	0-1	0-0	0	0	0	0	1	0	4	1	0	2	0	-9							
11	Tyler Kolek	G	35:58	2-7	0-1	2-2	1	2	3	0	1	6	8	5	2	0	0	-7							
12	Sean Jones		15:33	1-2	1-1	0-0	1	0	1	0	2	3	3	1	1	1	0	-3							
23	David Joplin	F	18:05	3-7	1-2	0-0	2	2	4	1	1	7	0	0	2	1	0	-1							
5	Chase Rress	F	16:38	3-3	2-2	0-0	1	1	4	1	8	0	2	1	1	0	0	-3							
21	Ben Gold	F	03:59	0-0	0-0	0-0	0	0	0	0	0	0	0	0	0	0	0	0							
Team								0	1	1		0	0												
Totals				27:53	9-20	14-20	7	19	26	16	20	77	14	12	10	1	1	-3							

Shooting By Period

1st FG%	12-23	52.2%
3PT%	5-8	62.5%
FT%	1-2	50%

2nd FG%

14-25

56.0%

3PT%	3-8	37.5%
FT%	9-14	64.3%

3rd FG%

1-5

20.0%

3PT%	1-4	25.0%
FT%	4-4	100%

GMFG%

27-53

50.9%

3PT%	9-20	45.0%
FT%	14-20	70.0%

Dead Ball Rebounds: 2, 0

Technical Fouls: NONE

by Period Scoring

Biggest lead	16 (2 nd 19:15)	3 (1 st 19:35)	Turnovers	10	18				
Best Scoring Run	11 (2 nd 19:15)	8 (1 st 7:03)	Paint	28	34				
Lead Changes	3		Second Chance	8	6				
Times Tied	5		Fast Breaks	8	12				
Time with Lead	37:41	02:12	Bench	17	18				

GAME 9: WISCONSIN 64, #13 MARYLAND 59

Dec. 6, 2022 • Madison, Wis. • Kohl Center



Official Basketball Box Score - Final
Maryland at Wisconsin
12/06/22 Kohl Center, Madison
2022-23 Men's Basketball

Game Time: 8:00 PM
Game Duration: 2:07

Officials: D.J. Carstensen, Larry Sciroto, Chris Beaser

Maryland - 59

Record: 8-1 (1-1)

NO. Name	Min	FG	3P	FT	Rebounds	Fouls	TP	AS	TO	ST	Blocks	BS	BA	+/
10 Julian Reese	F 31:00	4-6	0-0	2-4	1 5 6 4	4 4	10	2	3	0	2	0	2	2
24 Dontae Scott	F 34:37	3-14	2-7	1-3	1 9 10	3 6	9	2	2	1	3	1	-5	
0 Donald Carey	G 27:03	2-5	2-5	2-2	0 5 5 5	1 1	8	1	3	0	0	0	2	
1 Jahmir Young	G 29:39	6-13	3-5	2-3	3 1 4 1	1 5	17	1	3	2	0	1	-11	
13 Hakim Hart	G 31:51	2-10	1-4	0-0	3 6 9 1	2 5	2	2	2	0	0	1	-2	
2 Jahmir Long	19:11	1-2	1-2	0-0	0 1 1 2	0 2	3	1	0	0	0	0	-4	
15 Patrick Emilien	14:04	1-3	0-0	0-0	0 1 1 2	0 2	0	1	1	1	0	0	-6	
23 Ian Martinez	12:35	2-2	1-1	0-0	0 2 2 2	0 5	0	0	0	0	0	0	-1	
Team					0 0 0 0		0	0	0	0	0	0		
Totals		21-55	10-24	7-12	8 29 37	20 18	59	9	14	4	6	3	-5	

Technical Fouls: NONE

Wisconsin - 64

Record: 7-2 (1-0)

NO. Name	Min	FG	3P	FT	Rebounds	Fouls	TP	AS	TO	ST	Blocks	BS	BA	+/
5 Tyler Wahl	F 28:48	3-10	0-1	3-7	0 5 5 5	5 5	9	3	3	1	2	3	6	
22 Steven Crowl	F 29:23	4-7	0-3	4-6	0 6 6 3	1 12	3	1	1	0	0	0	-4	
2 Jordan Davis	G 22:58	3-5	1-3	1-2	1 0 6 6	2 3	8	0	0	1	0	0	0	
11 Max Klesmit	G 34:27	2-6	1-3	2-2	0 3 3 2	3 3	7	2	1	2	0	1	-1	
23 Chucky Hepburn	G 36:20	4-8	2-4	3-3	0 4 4 3	3 3	13	2	2	1	0	1	8	
3 Connor Essegian	22:06	2-7	2-5	2-2	0 1 1 0	2 8	3	0	1	0	1	0	7	
14 Carter Gilmore	23:27	2-4	1-2	2-5	0 0 3 3	3 3	7	1	1	0	1	0	5	
4 Kamari McGee	02:31	0-0	0-0	0-0	0 0 0 0	0 0	0	0	0	0	0	0	0	
Team					2 0 2 0		0	0	0	0	0	0		
Totals		20-47	7-21	17-27	3 27 30	18 20	64	14	8	7	3	6	5	

Technical Fouls: NONE

Biggest lead	MD	UW
	1 (2 nd 18:43)	12 (1 st 7:21)
Best Scoring Run	11 (1 st 3:08)	8 (2 nd 6:31)
Lead Changes	8	
Times Tied	5	
Time with Lead	03:17	32:51

Points from	MD	UW
Turnovers	7	5
Paint	18	24
Second Chance	4	7
Fast Breaks	9	10
Bench	10	15

Period by Period Scoring	1st	2nd	TOT
MD	29	30	59
UW	31	33	64

Shooting By Period	1 st FG%	2 nd FG%	3 rd FG%	4 th FG%	5 th FG%
1 st FG%	12-28 42.9%				
2 nd FG%	5-13 38.5%				
3 rd FG%	9-27 33.3%				
4 th FG%	5-11 45.5%				
5 th FG%	7-11 63.6%				
GMFG%	21-55 38.2%				
3PT%	10-24 41.7%				
FT%	7-12 58.3%				
Dead Ball Rebounds:	1				

GAME 10: WISCONSIN 78, IOWA 75 (OT)

Dec. 11, 2022 • Iowa City, Iowa • Carver-Hawkeye Arena



Official Basketball Box Score - Final
Wisconsin at Iowa
12/11/22 Carver-Hawkeye Arena, Iowa City
2022-23 Men's Basketball

Game Time: 5:31 PM
Game Duration: 2:10
Attendance: 12,430

Officials: Larry Sciroto, Bill Ek, Brooks Wells

Wisconsin - 78

Record: 8-2 (2-0)

NO. Name	Min	FG	3P	FT	Rebounds	Fouls	TP	AS	TO	ST	Blocks	BS	BA	+/
5 Tyler Wahl	F 40:05	9-14	1-2	2-5	1 6 7 4	6 4	21	3	4	0	0	0	6	
22 Steven Crowl	F 27:36	6-11	0-3	0-1	0 6 6 3	3 1	12	7	2	0	1	1	-1	
2 Jordan Davis	G 22:48	2-4	1-3	0-0	0 2 2 2	2 0	5	0	0	0	0	0	8	
11 Max Klesmit	G 30:20	3-5	1-2	0-0	0 2 2 3	0 7	2	1	1	0	0	0	10	
23 Chucky Hepburn	G 41:14	4-12	1-3	2-3	0 6 6 3	5 11	4	0	4	0	1	1	5	
3 Connor Essegian	32:15	5-11	2-6	2-2	0 6 6 0	2 14	1	3	1	0	0	0	-8	
14 Carter Gilmore	21:22	4-7	0-2	0-0	3 1 4 3	1 8	0	1	1	0	0	0	-1	
4 Kamari McGee	03:47	0-1	0-1	0-0	0 0 0 0	0 0	0	0	0	1	0	0	-2	
10 Isaac Lindsey	04:46	0-0	0-0	0-0	0 0 0 0	0 0	0	0	0	0	0	0	-2	
35 Markus Iler	00:47	0-0	0-0	0-0	0 0 0 0	0 0	0	0	0	0	0	0	-2	
Team					0 0 0 0		0	0	0	0	0	0		
Totals		33-65	6-22	6-11	4 29 33	18 16	78	17	11	12	1	2	3	

Technical Fouls: NONE

Iowa - 75

Record: 7-3 (0-1)

NO. Name	Min	FG	3P	FT	Rebounds	Fouls	TP	AS	TO	ST	Blocks	BS	BA	+/
0 Filip Rebraca	F 38:13	4-7	0-0	2-3	3 5 8 4	4 4	10	4	3	0	1	0	2	
22 Patrick McCaffery	F 33:12	8-16	3-8	5-6	2 5 7 1	5 24	0	1	1	1	0	0	-1	
5 Dasonte Bowen	G 20:13	1-3	0-1	0-0	1 3 4 2	1 2	4	3	1	0	0	0	3	
13 Tony Perkins	G 43:38	7-15	1-3	2-3	1 5 6 6	3 4	17	3	4	1	0	1	-2	
30 Connor McCaffery	G 41:29	6-14	2-8	3-3	2 8 10	3 17	5	3	3	0	0	0	-2	
20 Payton Sandfort	23:07	0-7	0-5	2-2	0 3 3 3	1 2	0	1	1	0	0	0	-1	
4 Josh Dix	15:14	0-1	0-1	0-0	0 1 1 0	0 0	0	1	0	1	0	0	-5	
14 Carter Kingsbury	09:54	1-1	1-1	0-0	0 1 1 0	0 0	3	1	0	0	0	0	-9	
Team					1 1 2 0		0	0	0	0	0	0		
Totals		27-64	7-27	14-17	10 32 42	17 18	75	18	15	8	2	1	-3	

Technical Fouls: Coach 2nd 4:13

Biggest lead	WIS	IOWA
	8 (2 nd 2:13)	6 (2 nd 16:38)
Best Scoring Run	9 (2 nd 6:39)	11 (1 st OT 4:22)
Lead Changes	6	
Times Tied	6	
Time with Lead	28:28	13:43

Points from	WIS	IOWA
Turnovers	13	8
Paint	52	36
Second Chance	4	12
Fast Breaks	2	10
Bench	22	5

Period by Period Scoring	1st	2nd	OT1	TOT
WIS	27	33	18	78
IOWA	27	33	15	75

Shooting By Period	1 st FG%	2 nd FG%	3 rd FG%	4 th FG%	5 th FG%
1 st FG%	10-27 37.0%				
2 nd FG%	4-15 26.7%				
3 rd FG%	3-5 60.0%				
4 th FG%	12-27 44.4%				
5 th FG%	3-11 27.3%				
GMFG%	27-64 42.2%				
3PT%	7-27 25.9%				
FT%	14-17 82.4%				
Dead Ball Rebounds:	1				

GAME 11: #22 WISCONSIN 78, LEHIGH 56

Dec. 11, 2022 • Madison, Wis. • Kohl Center



Official Basketball Box Score - Final
Lehigh at Wisconsin
12/15/22 Kohl Center, Madison
2022-23 Men's Basketball

Game Time: 6:00 PM
Game Duration: 1:43
Attendance: 12,760

Officials: Courtney Green, Eric Curry, Deldre Carr

Lehigh - 56

Record: 4-5

NO. Name	Min	FG	3P	FT	Rebounds	Fouls	TP	AS	TO	ST	Blocks	BS	BA	+/
0 Jakob Alamedun	F 30:32	2-5	0-2	0-0	0 5 5 5	1 2	4	2	3	1	2	0	-25	
35 Dominic Parolin	C 34:56	3-7	0-1	0-0	2 3 5 3	0 6	1	2	2	1	0	0	-14	
5 Evan Taylor	G 33:15	7-10	2-3	2-2	2 2 2 2	1 18	1	3	0	0	0	0	-8	
13 Keith Higgins Jr.	G 33:18	7-11	1-4	0-0	0 2 2 1	1 15	0	0	0	0	0	0	-18	
22 Tyler Whitney-Sidney	G 30:21	4-8	0-1	0-0	4 4 1 1	2 8	2	3	1	0	0	0	-20	
55 Jalin Sinclair	05:56	0-1	0-0	0-0	1 1 0 0	0 0	0	1	1	0	0	0	3	
4 Reed Fenton	13:04	0-3	0-2	0-0	0 0 0 0	2 0	0	1	0	0	0	0	-12	
23 Bube Moham	03:09	1-2	0-0	0-0	1 0 1 1	0 2	0	0	0	0	0	0	-7	
2 Jake Betlow	10:25	1-3	1-3	0-0	0 0 0 0	0 0	3	1	1	1	0	0	-7	
25 Ben Knostman	02:40	0-0	0-0	0-0	0 0 0 0	0 0	0	0	0	0	0	0	-1	
21 Burke Chebuhar	02:15	0-1	0-1	0-0	0 0 0 0	0 0	0	0	0	0	0	0	-1	
11 Brendan Reed	00:03	0-0	0-0	0-0	0 0 0 0	0 0	0	0	0	0	0	0	0	
20 Jaysen Saigal	00:03	0-0	0-0	0-0	0 0 0 0	0 0	0	0	0	0	0	0	0	
44 Tommy Conniff	00:03	0-0	0-0	0-0	0 0 0 0	0 0	0	0	0	0	0	0	0	
Team					0 0 0 0		0	0	0	0	0	0		
Totals		25-51	4-14	2-2	3 17 22	11 6	56	9	13	6	3	1	-22	

Technical Fouls: NONE

Wisconsin - 78

Record: 9-2

NO. Name	Min	FG	3P	FT	Rebounds	Fouls	TP	AS	TO	ST	Blocks	BS	BA	+/
		MA	MA	MA	OR DR TOT	PF FO								
5 Tyler Wahl	F 31:50	5-11	1-1	2-4	2 5 7 0	5 13	4	3	2	0	1	2	24	
22 Steven Crowl	F 26:49	6-11	1-1	2-2	2 3 5 0	2 15	4	2	1	0	0	0	13	
2 Jordan Davis	G 25:19	5-8	4-6	0-0	0 5 5 0	0 14	0	0	0	0	1	1	17	
11 Max Klesmit	G 29:19	3-5	2-3	0-0	0 1 1 1	0 8	3	1	1	0	0	0	29	
23 Chucky Hepburn	G 26:28	4-6	0-0	0-0	1 0 1 2	1 8	3	1	0	0	0	0	13	
3 Connor Essegian	20:08	5-10	3-7	0-0	2 4 6 1	2 13	0	1	1	0	0	0	-1	
14 Carter Gilmore	16:21	2-6	0-1	1-2	3 2 5 0	1 5	0	0	0	0	1	6		
4 Kamari McGee	11:53	0-1	0-0	0-0	0 1 1 2	0 0	2	1	1	0	0	10		
10 Isaac Lindsey	01:56	0-0	0-0	0-0	0 0 0 0	0 0	0	0	0	0	0	0	1	
35 Markus Iver	02:45	1-1	0-0	0-0	0 0 0 0	0 2	0	0	0	0	0	0	0	
21 Chris Hodges	02:15	0-0	0-0	0-0	0 0 0 0	0 0	0	0	0	0	0	0	1	
13 Justin Taphorn	01:39	0-0	0-0	0-0	0 0 0 0	0 0	0	0	0	0	0	0	-1	
15 Isaac Gard	01:39	0-1	0-1	0-0	0 0 0 0	0 0	0	0	0	0	0	0	-1	
30 Ross Cardinolo	01:39	0-0	0-0	0-0	0 1 1 0	0 0	0	0	0	0	0	0	-1	
Team				1 1 2		0	1	0						
Totals		31-60	11-21	5-8	11 23 34	6 11	78	16	10	6	1	3	22	

GAME 13: #14 WISCONSIN 63, MINNESOTA 60

Jan. 3, 2023 • Madison, Wis. • Kohl Center



Official Basketball Box Score - Final
Minnesota at Wisconsin
 01/03/23 Kohl Center, Madison
 2022-23 Men's Basketball

Game Time: 8:00 PM
 Game Duration: 1:50
 Attendance: 13,850

Officials: Larry Sciotto, Earl Walton, LaMar Simpson

Minnesota - 60

Record: 6-7 (0-3)

NO. Name	Min	FG M-A	3P M-A	FT M-A	Rebounds OR DR TOT	Fouls PF FO	TP	AS	TO	ST	Blocks BS BA	+/-
1 Joshua Ola-Joseph	F 23:47	3-5	0-0	0-0	2 3 5	1 1	6	0	1	1	0	-11
3 Dawson Garcia	F 32:41	5-13	0-3	4-5	3 6 9	2 4	14	0	3	0	0	4
10 Jamison Battle	F 40:00	5-15	2-7	1-1	1 8 9	0 3	13	0	6	1	0	-3
0 Taurus Samuels	G 15:21	0-0	0-0	0-0	0 2 2	1 0	0	1	0	1	0	-13
5 Talon Cooper	G 35:06	7-15	2-2	0-0	2 2 2	1 2	16	3	6	0	2	-4
21 Pharrrel Payne	22:45	3-4	0-0	2-5	1 2 3	2 4	8	1	1	0	0	1
4 Braeden Carrington	18:36	1-2	0-0	1 2 3	0 0	3 1	2	0	0	0	0	7
24 Jaden Henley	11:44	0-1	0-0	0-0	1 3 4	0 1	0	1	1	2	0	4
Team					2 1 3	0	0	0	0	0	0	
Totals		24-55	5-14	7-11	11 29 40	10 15	60	7	20	5	2	-3

Technical Fouls: Ola-Joseph 2nd 16:43

Shooting By Period	1 st FG%	2 nd FG%	3 rd FG%	4 th FG%	5 th FG%
1 st FG%	11-28	39.3%			
2 nd FG%	15-27	55.6%			
3 rd FG%	13-27	48.1%			
4 th FG%	10-24	41.7%			
5 th FG%	11-24	45.8%			
GMFG%	24-55	43.6%			
FT%	7-11	63.6%			

Dead Ball Rebounds: 1, 1

Wisconsin - 63

Record: 11-2 (3-0)

NO. Name	Min	FG M-A	3P M-A	FT M-A	Rebounds OR DR TOT	Fouls PF FO	TP	AS	TO	ST	Blocks BS BA	+/-
5 Tyler Wahl	F 08:50	1-5	0-1	0-0	0 2 2	0 0	2	0	0	0	1	-3
22 Steven Crowl	F 30:25	8-13	1-2	0-1	1 4 5	3 2	17	1	3	2	0	7
2 Jordan Davis	G 27:39	3-5	1-3	0-0	1 7 8	2 0	7	0	1	0	0	-2
11 Max Klesmit	G 34:58	2-8	1-4	0-0	0 1 1	3 0	5	3	2	3	1	5
23 Chucky Hepburn	G 34:12	5-11	3-4	3-3	0 2 2	1 5	16	4	1	5	0	12
3 Connor Essegian	19:42	3-7	1-3	4-5	0 4 4	1 2	11	0	1	2	0	-5
14 Carter Gilmore	29:53	1-3	0-0	0-0	0 0 0	4 1	2	1	0	1	0	-3
4 Kamari McGee	03:30	0-0	0-0	0-0	0 0 0	0 0	0	0	0	0	0	-1
35 Markus Iver	10:52	1-3	1-3	0-0	0 2 2	1 0	3	0	0	0	0	5
Team					0 0 0	0	0	1	0	0	0	
Totals		24-55	8-20	7-9	2 22 24	15 10	63	9	9	13	2	3

Technical Fouls: NONE

Shooting By Period	1 st FG%	2 nd FG%	3 rd FG%	4 th FG%	5 th FG%
1 st FG%	13-28	46.4%			
2 nd FG%	11-27	40.7%			
3 rd FG%	13-27	48.1%			
4 th FG%	10-24	41.7%			
5 th FG%	11-24	45.8%			
GMFG%	24-55	43.6%			
FT%	7-9	77.8%			

Dead Ball Rebounds: 1, 1

UM	UW
Biggest lead	4 (1 st 11:10) 15 (2 nd 16:17)
Best Scoring Run	11 (2 nd 8:34) 15 (2 nd 17:56)
Lead Changes	6
Times Tied	6
Time with Lead	03:07 28:06

Points from	UM	UW
Turnovers	5	21
Paint	28	32
Second Chance	12	0
Fast Breaks	2	5
Bench	11	16

Period by Period Scoring	1st	2nd	TOT
UM	26	34	60
UW	32	31	63

GAME 14: ILLINOIS 79, #14 WISCONSIN 69

Jan. 7, 2023 • Champaign, Ill. • State Farm Center



Official Basketball Box Score - Final
Wisconsin at Illinois
 01/07/23 State Farm Center, Champaign, Ill.
 2022-23 Men's Basketball

Game Time: 12:30 PM
 Game Duration: 2:03
 Attendance: 15,544

Officials: D.J. Carstensen, Kelly Pfeiler, Lewis Garrison

Wisconsin - 69

Record: 11-3 (3-1)

NO. Name	Min	FG M-A	3P M-A	FT M-A	Rebounds OR DR TOT	Fouls PF FO	TP	AS	TO	ST	Blocks BS BA	+/-
14 Carter Gilmore	F 30:36	2-3	0-0	0-1	3 4 7	3 2	4	1	1	0	0	-7
22 Steven Crowl	F 28:35	9-18	1-7	1-2	4 8 12	3 3	20	3	2	0	1	-11
2 Jordan Davis	G 26:15	2-4	1-3	0-1	0 4 4	3 1	5	0	0	0	0	-1
11 Max Klesmit	G 33:13	4-9	2-5	1-3	1 3 4	4 3	11	1	0	2	1	-11
23 Chucky Hepburn	G 36:12	8-18	3-7	3-5	0 3 3	2 4	22	7	3	4	0	-5
35 Markus Iver	18:41	1-6	0-3	0-0	1 2 3	0 0	2	0	0	0	0	-2
3 Connor Essegian	22:40	2-5	1-3	0-0	0 0 0	3 1	5	0	2	0	0	-4
4 Kamari McGee	02:29	0-1	0-0	0-0	0 0 0	1 0	0	0	1	0	0	-9
21 Chris Hodges	01:19	0-0	0-0	0-0	1 0 1	2 0	0	0	0	0	0	0
Team					0 0 0	0	0	0	0	0	0	
Totals		28-64	8-29	5-12	10 24 34	21 14	69	12	9	6	2	-10

Technical Fouls: NONE

Shooting By Period	1 st FG%	2 nd FG%	3 rd FG%	4 th FG%	5 th FG%
1 st FG%	11-27	40.7%			
2 nd FG%	17-37	45.9%			
3 rd FG%	4-15	26.7%			
4 th FG%	4-9	44.4%			
5 th FG%	28-64	43.8%			
GMFG%	28-64	43.8%			
FT%	5-12	41.7%			

Dead Ball Rebounds: 2, 0

Illinois - 79

Record: 10-5 (1-3)

NO. Name	Min	FG M-A	3P M-A	FT M-A	Rebounds OR DR TOT	Fouls PF FO	TP	AS	TO	ST	Blocks BS BA	+/-
24 Matthew Mayer	F 29:52	2-5	1-2	5-6	2 4 6	3 5	10	3	0	0	2	8
33 Coleman Hawkins	F 32:34	7-11	6-9	0-0	0 5 5	2 0	20	1	2	0	0	7
42 Dain Dainja	F 24:11	2-6	0-0	0-2	2 4 6	2 5	4	1	1	0	3	5
0 Terrence Shannon Jr.	G 31:19	7-11	1-2	9-12	0 8 8	4 7	24	3	1	1	0	5
1 Sencire Harris	G 15:16	0-2	0-0	0-0	0 0 0	1 1	0	2	0	3	0	13
3 Jayden Egge	29:22	5-8	2-3	3-4	1 2 3	1 2	15	2	4	1	0	0
15 RJ Melendez	24:31	1-6	0-3	2-2	1 5 6	1 1	4	2	0	0	1	4
20 Ty Rodgers	12:55	1-4	0-0	0-0	1 2 3	0 0	2	0	1	0	0	5
Team					0 0 0	0	0	0	0	0	0	
Totals		25-53	10-19	19-26	7 30 37	14 21	79	14	10	5	6	2

Technical Fouls: NONE

Shooting By Period	1 st FG%	2 nd FG%	3 rd FG%	4 th FG%	5 th FG%
1 st FG%	13-31	41.9%			
2 nd FG%	4-9	44.4%			
3 rd FG%	0-2	0%			
4 th FG%	12-22	54.5%			
5 th FG%	6-10	60.0%			
GMFG%	25-53	47.2%			
FT%	19-26	73.1%			

Dead Ball Rebounds: 4, 1

WIS	ILL
Biggest lead	5 (1 st 14:11) 15 (2 nd 5:34)
Best Scoring Run	6 (2 nd 13:26) 11 (1 st 1:12)
Lead Changes	3
Times Tied	2
Time with Lead	14:12 23:15

Points from	WIS	ILL
Turnovers	15	9
Paint	38	26
Second Chance	10	4
Fast Breaks	5	7
Bench	7	21

Period by Period Scoring	1st	2nd	TOT
WIS	27	42	69
ILL	30	49	79

GAME 15: MICHIGAN STATE 69, #18 WISCONSIN 65

Jan. 10, 2023 • Madison, Wis. • Kohl Center



Official Basketball Box Score - Final
Michigan St. at Wisconsin
 01/10/23 Kohl Center, Madison
 2022-23 Men's Basketball

Game Time: 6:00 PM
 Game Duration: 2:00
 Attendance: 14,260

Officials: Rob Riley, Chris Beaver, Brooks Weiss

Michigan St. - 69

Record: 12-4 (4-1)

NO. Name	Min	FG M-A	3P M-A	FT M-A	Rebounds OR DR TOT	Fouls PF FO	TP	AS	TO	ST	Blocks BS BA	+/-
10 Joey Hauser	F 36:07	6-8	2-3	6-6	2 6 8	2 3	20	0	2	0	0	5
22 Macy Sisoko	G 22:31	3-5	0-0	0-0	0 11 11	4 1	6	0	1	0	0	5
2 Tyson Walker	G 35:47	4-9	3-3	2-2	0 0 0	0 5	13	1	1	1	0	5
3 Jaden Atkins	G 20:13	4-8	2-4	2-2	0 1 1	2 2	12	0	4	1	0	-2
11 A.J. Hoggard	G 29:13	3-8	0-1	4-4	0 4 4	2 2	10	8	2	0	0	15
0 Jaxon Kohler	04:12	0-0	0-0	0-0	0 0 0	1 0	0	0	0	0	0	-3
25 Malik Hall	27:03	3-6	0-1	2-3	0 5 5	0 2	8	0	1	0	0	-4
1 Pierre Brooks	03:53	0-1	0-1	0-0	0 0 0	1 0	0	0	0	0	0	-1
5 Tre Holloman	09:15	0-1	0-0	0-0	0 1 1	0 0	0	1	2	0	0	-11
15 Carson Cooper	11:46	0-0	0-0	0-0	1 1 2	1 2	0	0	1	2	0	-1
Team					1 0 1	0	0	1	0	0	0	
Totals		23-44	7-13	16-17	4 29 33	12 18	69	10	14	3	1	4

Technical Fouls: NONE

Shooting By Period	1 st FG%	2 nd FG%	3 rd FG%	4 th FG%	5 th FG%
1 st FG%	11-23	47.8%			
2 nd FG%	12-21	57.1%			
3 rd FG%	10-11	90.9%			
4 th FG%	10-11	90.9%			
5 th FG%	16-17	94.1%			
GMFG%	23-44	52.3%			
FT%	16-17	94.1%			

Dead Ball Rebounds: 2, 0

Wisconsin - 65

Record: 11-4 (3-2)

NO. Name		Min	FG M-A	3P M-A	FT M-A	Rebounds OR DR TOT	Fouls PF FO	TP	AS	TO	ST	Blocks BS BA	+/-
14 Carter Gilmore	F	28:41	2-3	1-1	0-0	0 1 1	3 0	5	1	0	0	0	-7
22 Steven Crowl	F	34:08	9-17	1-3	0-1	0 3 3	2 2	19	2	1	0	0	-3
2 Jordan Davis	G	22:20	0-2	0-1	0-0	1 2 3	2 1	0	0	0	1	0	3
11 Max Klesmit	G	28:53	2-7	1-5	2-2	0 2 2	4 3	7	0	1	2	0	-8
23 Chucky Hepburn	G	33:23	4-11	2-6	4-5	1 2 3	4 4	14	5	3	2	1	1
10 Isaac Lindsey	G	07:45	0-2	0-1	0-0	0 4 4	2 0	0	0	0	0	0	5
3 Connor Essagian	F	27:40	5-7	3-4	3-4	1 0 1	0 1	13	0	0	1	0	-2
21 Chris Hodges	G	03:53	1-1	0-0	0-0	0 0 0	0 1	2	0	0	0	0	1
35 Markus Iyer	B	13:37	2-5	1-2	0-0	0 1 1	1 0	5	1	0	0	0	0
Total			25-55	9-23	6-8	3 15 18	18 12	65	9	5	6	1 3	-4

GAME 17: WISCONSIN 63, PENN STATE 60

Jan. 17, 2023 • Madison, Wis. • Kohl Center



Official Basketball Box Score - Final
Penn St. at Wisconsin
01/17/23 Kohl Center, Madison
2022-23 Men's Basketball

Game Time: 7:30 PM
Game Duration: 1:54
Attendance: 14,236

Officials: Brian Dorsey, Michael Irving, Eric Curry

Penn St. - 60

Record: 12-6 (3-4)

NO. Name	Min	FG M-A	3P M-A	FT M-A	Rebounds OR DR TOT	Fouls PF RD	TP	AS	TO	ST	Blocks BS BA	+/-
1 Seth Lundy	F 22:00	1-3	0-1	0-0	0 1 1	4 0	2	1	2	1	1 0	-9
3 Kebba Njie	F 16:56	0-1	0-0	0-0	0 2 2	3 1	0	1	2	0	1 0	-9
10 Andrew Funk	G 37:36	4-11	3-8	5-5	1 1 2	0 4	16	1	0	0	0 0	-6
11 Camren Wynter	G 24:47	2-6	1-2	1-2	0 2 2	4 1	6	0	1	0	0 0	-11
22 Jalen Pickett	G 40:00	8-15	1-3	2-4	2 10 12	3 4	19	6	3	0	0 1	-3
2 Myles Dread	27:36	4-7	3-6	0-0	0 5 5	2 0	11	0	1	1	0 4	4
0 Kanye Clary	09:45	0-1	0-0	0-0	0 3 3	1 0	0	1	0	0	0 0	8
12 Evan Mahaffey	21:19	3-5	0-0	0-0	1 3 4	4 3	6	0	1	1	2 1	11
Team					0 1 1	0	0	0	0	0	0 0	
Totals		22-49	9-20	8-11	4 28 32	21 13	60	10	10	3	5 2	-3

Technical Fouls: NONE

Shooting By Period	1st FG%	2nd FG%	3rd FG%	GMFG%
1st FG%	5-9 55.6%			
2nd FG%	5-8 62.5%	9-24 37.5%		
3rd FG%	3-11 27.3%	3-3 100%		
GMFG%	22-49 44.9%	9-20 45.0%	8-11 72.7%	

Dead Ball Rebounds: 1, 0

Wisconsin - 63

Record: 12-5 (4-3)

NO. Name	Min	FG M-A	3P M-A	FT M-A	Rebounds OR DR TOT	Fouls PF RD	TP	AS	TO	ST	Blocks BS BA	+/-
5 Tyler Wahl	F 32:50	3-10	1-1	3-6	2 3 5	3 7	10	2	1	1	1 3	4
22 Steven Crowl	F 33:24	9-16	1-3	2-4	1 10 11	1 3	21	2	1	0	0 0	5
3 Connor Essegian	G 33:20	4-7	2-4	0-0	0 3 3	3 3	10	0	0	1	0 0	0
11 Max Klesmit	G 09:47	1-4	1-3	0-0	0 1 1	2 0	3	0	0	0	0 1	-7
23 Chucky Hepburn	G 34:37	3-7	2-2	5-6	0 0 0	1 6	13	3	3	1	0 0	8
10 Isaac Lindsey	10:16	1-3	0-1	0-0	0 0 0	2 0	2	0	0	0	0 0	-8
14 Carter Gilmore	13:46	0-0	0-0	0-0	1 1 2	0 1	0	0	0	0	1 0	-3
2 Jordan Davis	29:15	2-7	0-3	0-0	1 5 6	1 1	4	1	0	0	0 0	-1
4 Kamari McGee	02:45	0-0	0-0	0-0	0 0 0	0 0	0	0	0	0	0 0	9
Team					3 1 4	0	0	0	0	0	0 0	
Totals		23-54	7-17	10-16	8 24 32	13 21	63	8	6	3	2 5	3

Technical Fouls: NONE

Shooting By Period	1st FG%	2nd FG%	3rd FG%	GMFG%
1st FG%	12-31 38.7%			
2nd FG%	3-5 60%	11-23 47.8%		
3rd FG%	4-8 50.0%	7-11 63.6%		
GMFG%	23-54 42.6%	7-17 41.2%	10-16 62.5%	

Dead Ball Rebounds: 1, 1

	PSU	UW
Biggest lead	7 (1 st 1:01)	4 (2 nd 12:12)
Best Scoring Run	5 (1 st 9:56)	8 (2 nd 16:04)
Lead Changes	8	
Times Tied	8	
Time with Lead	17:31	17:26

Points from Turnovers	PSU	UW
Paint	24	28
Second Chance	4	6
Fast Breaks	0	4
Bench	17	6

Period by Period Scoring	1st	2nd	TOT
PSU	36	24	60
UW	30	33	63

GAME 18: NORTHWESTERN 66, WISCONSIN 63

Jan. 23, 2023 • Evanston, Ill. • Welsh-Ryan Areen



Official Basketball Box Score - Final
Wisconsin at Northwestern
01/23/23 Welsh-Ryan Areen, Evanston, IL
2022-23 Men's Basketball

Game Time: 5:30 PM
Game Duration: 2:04
Attendance: 4,218

Officials: Kelly Pfeifer, Rob Kuerneman, Rob Riley Sr.

Wisconsin - 63

Record: 12-6 (4-4)

NO. Name	Min	FG M-A	3P M-A	FT M-A	Rebounds OR DR TOT	Fouls PF RD	TP	AS	TO	ST	Blocks BS BA	+/-
5 Tyler Wahl	F 35:01	4-10	1-4	2-5	1 4 5	4 10	11	3	4	0	0 0	7
41 Steven Crowl	F 32:31	3-7	0-3	2-4	1 8 9	2 5	8	3	0	1	0 0	-3
3 Connor Essegian	G 34:53	3-11	2-8	2-2	0 4 4	1 1	10	2	1	0	0 0	2
23 Chucky Hepburn	G 33:22	4-16	3-9	1-3	1 0 1	1 5	12	5	0	1	0 1	-8
10 Isaac Lindsey	05:22	0-1	0-0	0-0	0 1 1	1 0	0	0	0	0	0 0	-4
14 Carter Gilmore	09:27	1-1	0-0	2-2	2 0 2	1 1	4	1	0	0	0 0	-6
35 Markus Iwer	05:11	0-0	0-0	0-0	0 0 0	0 0	2	0	1	0	0 0	-8
4 Kamari McGee	06:38	1-1	1-1	0-0	0 1 1	2 0	3	0	0	0	0 0	5
Team					2 1 3	0	0	0	0	0	0 0	
Totals		22-57	10-31	9-16	10 22 32	19 22	63	16	7	3	1 1	-3

Technical Fouls: NONE

Shooting By Period	1st FG%	2nd FG%	3rd FG%	GMFG%
1st FG%	4-12 33.3%			
2nd FG%	2-3 66.7%	12-30 40.0%		
3rd FG%	6-19 31.6%	7-13 53.8%		
GMFG%	22-57 38.6%	10-31 32.3%	9-16 56.3%	

Dead Ball Rebounds: 3, 1

Northwestern - 66

Record: 13-5 (4-3)

NO. Name	Min	FG M-A	3P M-A	FT M-A	Rebounds OR DR TOT	Fouls PF RD	TP	AS	TO	ST	Blocks BS BA	+/-
31 Robbie Beran	F 25:38	2-4	1-2	2-2	1 2 3	2 1	7	0	0	1	0 0	0
34 Matthew Nicholson	C 24:19	1-3	0-0	5-6	1 5 6	4 4	7	1	2	0	0 1	-3
0 Boo Buie	G 36:37	7-15	1-4	5-6	0 7 7	3 7	20	5	1	1	0 0	1
1 Chase Audige	G 38:35	6-15	2-5	2-2	1 2 3	4 3	16	0	0	0	0 0	3
3 Ty Berry	G 27:20	1-3	0-0	0-0	0 5 5	3 0	2	0	1	0	0 0	5
5 Julian Roper II	08:18	2-2	1-1	0-0	0 0 0	0 0	5	0	0	1	0 0	2
10 Tydus Verhoeven	05:07	0-1	0-0	0-0	1 0 1	5 1	0	1	1	1	0 0	0
13 Brooks Barnhizer	29:33	3-8	1-4	2-2	2 3 5	0 1	9	2	0	0	0 0	6
53 Roy Dixon III	00:08	0-0	0-0	0-0	0 0 0	0 0	0	0	0	0	0 0	-2
2 Nick Martinelli	04:25	0-0	0-0	0-0	1 0 1	0 2	0	0	0	0	0 0	2
Team					1 3 4	0	0	0	0	0	0 0	
Totals		22-51	6-16	16-18	8 27 35	22 19	66	9	6	3	1 1	3

Technical Fouls: NONE

	UW	NU
Biggest lead	4 (2 nd 15:48)	8 (1 st 6:29)
Best Scoring Run	10 (2 nd 17:31)	7 (1 st 11:34)
Lead Changes	17	
Times Tied	11	
Time with Lead	08:21	25:26

Points from Turnovers	UW	NU
Paint	22	24
Second Chance	11	6
Fast Breaks	2	2
Bench	7	14

Period by Period Scoring	1st	2nd	TOT
UW	26	37	63
NU	32	34	66

GAME 19: MARYLAND 73, WISCONSIN 55

Jan. 25, 2023 • College Park, Md. • XFINITY Center



Official Basketball Box Score - Final
Wisconsin at Maryland
01/25/23 XFINITY Center, College Park
2022-23 Men's Basketball

Game Time: 7:00 PM
Game Duration: 1:46
Attendance: 14,407

Officials: Brian Dorsey, Doug Simmons, Deldre Carr

Wisconsin - 55

Record: 12-7 (4-5)

NO. Name	Min	FG M-A	3P M-A	FT M-A	Rebounds OR DR TOT	Fouls PF RD	TP	AS	TO	ST	Blocks BS BA	+/-
5 Tyler Wahl	F 32:18	6-13	0-0	1-1	1 3 4	1 3	13	3	1	0	0 1	-16
22 Steven Crowl	F 28:59	4-7	1-3	2-2	0 2 2	1 4	11	1	3	1	0 1	-9
2 Jordan Davis	G 29:55	1-5	1-4	0-0	1 3 4	2 0	3	2	0	0	0 0	-18
3 Connor Essegian	G 34:57	6-12	4-6	3-4	1 3 4	2 2	19	0	2	0	0 1	-14
23 Chucky Hepburn	G 25:17	1-3	1-1	0-0	0 1 1	4 1	3	4	0	0	1 0	-12
14 Carter Gilmore	22:37	3-5	0-1	0-0	0 0 0	0 0	6	1	0	0	0 0	-9
4 Kamari McGee	08:33	0-4	0-1	0-0	0 0 0	0 0	0	0	0	1	0 1	0
10 Isaac Lindsey	11:56	0-3	0-1	0-0	0 2 2	3 0	0	0	1	0	1 1	-9
21 Chris Hodges	04:28	0-1	0-0	0-0	0 0 0	0 0	0	0	0	0	0 0	0
35 Markus Iwer	01:00	0-0	0-0	0-0	1 0 1	0 0	0	0	0	0	0 0	-3
Team					3 1 4	0	0	0	0	0	0 0	
Totals		21-53	7-17	6-7	7 15 22	14 10	55	11	8	2	2 5	-18

Technical Fouls: Davis 1st 4:57

Shooting By Period	1st FG%	2nd FG%	3rd FG%	GMFG%
1st FG%	11-23 47.8%			
2nd FG%	5-9 55.6%	10-30 33.3%		
3rd FG%	1-2 50%	2-8 25.0%		
GMFG%	21-53 39.6%	7-17 41.2%	6-7 85.7%	

Dead Ball Rebounds: 2, 0

Maryland - 73

Record: 13-7 (4-5)

NO. Name	Min	FG M-A	3P M-A	FT M-A	Rebounds OR DR TOT	Fouls PF RD	TP	AS	TO	ST	Blocks BS BA	+/-
10 Julian Reese	F 23:23	7-8	0-0	0-1	0 3 3	4 2	14	1	3	1	1 0	12
24 Dontia Scott	F 37:29	5-9	2-3	2-3	4 7 11	0 2	14	0	0	1	1 0	16
0 Donald Carey	G 24:45	0-5	0-1	2-2	0 0 0	1 1	2	0	0	0	0 0	10
1 Jahmir Young	G 36:48	8-15	2-5	4-4	2 6 8	0 5	22	5	3	0	1 2	16
13 Hakim Hart	G 37:27	6-9	1-3	0-0	0 1 1	1 1	13	8	1	1	0 0	17
2 Jahari Long	03:12	0-0	0-0	0-0	0 0 0	0 0	0	1	0	0	0 0	2
23 Ian Martinez	15:15	0-2	0-1	1-2	0 3 3	2 2	1	0	0	0	0 0	8
15 Patrick Emilien	17:08	1-1	0-0	2-2	1 3 4	2 1	4	0	1	1	2 0	2
11 Noah Batchelor	02:33	1-1	1-1	0-0	0 0 0	0 0	3	0	0	0	0 0	1
20 Ike Cornish	01:00	0-0	0-0	0-0	0 0 0	0 0	0	0	0	0	0 0	3
35 Caelum Swanton-Rodger	01:00	0-0	0-0	0-0	0 1 1	0 0	0	0	0	0	0 0	3
Team					1 0 1	0	0	0	0	0	0 0	
Totals		28-50	6-14	11-14	8 24 32	10 14	73	15	8	5	5 2	18

Technical Fouls: NONE

	WISC	Terps	Points from		WISC	Terps	Period by Period Scoring		
Biggest lead	4 (1 st 18:49)	18 (2 nd 0:46)	Turnovers	10	8		1st	2nd	TOT
Best Scoring Run	5 (1 st 0:23)	12 (1 st 2:11)	Paint	22	38	WISC	28	27	55
Lead Changes			Second Chance	2	11				
Times Tied		6	Fast Breaks	0	7	Terps	32	41	73
Time with Lead	06:52	30:24	Bench	6	8				

GAME 22: NORTHWESTERN 54, WISCONSIN 52
Feb. 5, 2023 • Madison, Wis. • Kohl Center



Officials: Brian Dorsey, Doug Simmons, D.J. Carstensen

No. Name		Min	FG M/A	3P M/A	FT M/A	OR Reb	Reb Tot	Fouls PF	TP	AS	TO	ST	Blocks BS	Bs +/-	Shooting By Period			
31	Robbie Beran	F 21:45	3-7	2-5	0-0	2	2	1	1	8	0	0	1	0	0	1 st FG 12-28 42.9%		
34	Matthew Nicholson	C 15:52	2-2	0-0	0-0	3	3	4	1	4	1	1	2	1	0	3PT% 2-9 22.2%		
0	Boo Bole	G 38:51	4-10	1-5	4-5	0	3	2	4	13	4	3	0	0	1	FT% 0-1 0%		
1	Chase Audige	G 40:00	5-13	1-3	0-0	0	7	7	2	11	3	2	0	1	0	2 nd FG 9-17 52.9%		
3	Ty Berry	G 16:00	4-4	0-2	0-0	1	4	5	2	0	0	1	1	0	-3	3PT% 2-6 33.3%		
13	Brykies Barnhizer	28:18	3-5	0-0	2-2	3	4	7	1	2	8	2	1	1	0	FT% 8-12 66.7%		
10	Tyodus Verhoeven	24:09	1-1	0-0	2-3	2	4	6	2	4	4	1	0	1	0	GM FG 21-45 46.7%		
2	Nick Martinelli	15:05	3-3	0-0	0-3	0	0	0	2	6	0	0	1	0	0	3PT% 4-15 26.7%		
						0	0	0	0	0	2					FT% 8-13 61.5%		
Totals			45:15	4-15	8-13	6	27	33	14	14	54	11	11	5	5	1	2	Dead Ball Rebounds: 4:1

Technical Fouls::NONE

No.	Name	Min	FG		3P		FT		OR		Rebounds		Fouls		PF	AS	TO	ST	Blocks		B+/-
			M	A	M	A	M	A	M	A	M	A	M	A					M	A	
25	Tyler Wahl	F 29:42	2-5	0-0	1-4	0-1	1	3	2	5	4	1	1	0	1	-3					
22	Steven Crowl	F 34:26	2-5	0-1	1-2	1	7	8	4	6	5	4	1	0	0	0	0				
3	Connor Essegian	G 34:25	5-14	5-11	0-1	1	3	4	2	1	15	1	0	0	0	1	2				
11	Max Klesmit	G 31:31	2-6	1-4	1-2	1	2	3	0	3	6	1	3	1	1	0	-6				
23	Chucky Heppner	G 36:12	6-15	3-5	2-2	0	2	2	2	17	2	1	2	2	3	-8					
2	Jordan Davis	14:04	0-2	0-2	0-0	1	1	2	1	0	0	0	0	0	0	0	0				
4	Carter Gilmore	15:52	1-2	0-0	0-0	0	2	0	2	1	0	2	0	2	1	0	-1				
4	Kamari McGee	03:48	1-1	0-0	0-0	0	1	1	1	0	2	1	0	1	0	0	6				
Team			1 2 3 0 0 1 0 1																		
Totals			19-50	9-23	5-11	7	19	26	14	14	52	13	9	6	1	5	-2				

Shooting By Period

1 st FG:	9-24	37.5%
3 ^{PT} :	4-13	30.8%
FT:	1-4	25%
2 nd FG:	10-26	38.5%
3 ^{PT} :	5-10	50.0%
FT:	4-7	57.1%
GM FG:	19-50	38.0%
3 ^{PT} :	9-23	39.1%
FT:	5-11	45.5%

Dead Ball Rebounds: 2.0

Technical Fouls:Coach 1st0:27Coach 1st0:27

	NU	UW		NU	UW		Period by Period Scoring		
Biggest lead	8 (1 st 14:02)	3 (2 nd 17:59)	Points from			Turnovers	8	14	
Best Scoring Run	7 (1 st 14:02)	8 (2 nd 17:59)	Paint	26	20				
Lead Changes		8	Second Chance	4	10	NU	26	28	54
Times Tied		4	Fast Breaks	8	4				
Time with Lead	32:17	04:00	Bench	18	4	UW	23	29	52

GAME 24: NEBRASKA 73, WISCONSIN 63 (OT)
Feb. 11, 2023 • Lincoln, Neb. • Pinnacle Bank Arena



Officials: D.J. Carstensen, John Floyd, Lewis Garrison

NO.	Name	Min											Shooting By Period				
			FG M-A	3P M-A	FT M-A	Rebounds OR TR TOT	Fouls F T OT	TP	AS	TS	BKs	BSA	%-				
5	Tyler Wahr	F 39:40	1-6	0-0	4-6	2 5 7	5	7	6	5	5	1	0	0	5	1st FG% 14-31 45.2%	
22	Steven Crowl	F 40:06	4-13	0-2	0-0	2 7 9	1	2	8	1	1	1	2	-4	3PT% 6-12 50.0%		
3	Connor Essegian	G 39:15	5-14	3-10	0 3 5	8	2	1	13	1	1	1	0	0	0	FT% 1-2 50.0%	
11	Mak Miesmit	G 35:00	1-10	2-5	0-0	2 2 5	5	2	1	2	2	2	0	0	-18	2nd FG% 10-30 33.3%	
13	Chucky Hepburn	G 42:05	8-21	3-12	0-0	5 5 5	2	1	19	1	1	2	0	0	-10	3PT% 3-14 21.4%	
24	Carter Gilmore	08:49	0-0	0-0	0-0	1 1 1	2	0	1	0	0	0	0	0	-15	FT% 3-4 75%	
2	Jordan Davis	15:27	2-4	1-2	0-0	2 2 4	4	0	5	0	0	1	0	1	-6	OT FG% 1-6 12.5%	
4	Kamari McGee	02:55	0-0	0-0	0-0	0 0 0	1	0	0	0	0	0	0	0	0	3PT% 0-5 0.0%	
9	Isaac Lindsey	01:43	0-1	0-0	0-0	0 0 0	0	0	0	0	0	0	0	0	-4	FT% 0-0 0%	
Team																	GM FG% 25-69 36.2%
																	3PT% 9-31 29.0%
																	FT% 4-6 66.7%

Technical Fouls::NONE

Nebraska - 73		Record: 12-14 (5-10)										Technical Fouls: NONE									
NO. NAME	Min	FG		3P		FT		Rebounds		Fouls		TP		AST		Blocks		+/-			
		M	A	M	A	M	A	OR	DR	OT	FF	FT	AS	TS	BS	BA					
13 Derrick Walker	F 41:13	8-13	0-0	2-3	4	0	0	3	2	18	1	8	1	0	1	0	0	1st FG% 10-23 43.5%			
32 Wilhelm Breidenbach	F 12:32	0-1	0-1	0-0	0	5	5	1	1	0	0	0	1	0	0	0	0	3PT% 1-8 12.5%			
5 Sam Griesel	G 39:38	3-9	1-2	8-11	0	7	7	3	18	6	3	0	1	0	1	1	21	FT% 3-6 50%			
10 Jamarques Lawrence	G 35:13	4-9	1-4	2-4	0	4	4	1	3	11	1	1	1	2	1	0	2	2nd FG% 12-25 48.0%			
30 Keisei Tomiなが	K 37:57	7-11	5-11	3-4	0	2	2	1	6	22	0	1	0	0	0	0	12	3PT% 7-13 53.8%			
0 C.J. Wilcher	10:24	1-3	0-2	0-0	0	0	0	0	0	2	0	0	1	0	1	0	-15	6-11 54.5%			
1 Sam Holberg	18:38	1-3	1-2	0-0	0	3	3	1	0	3	0	2	0	2	0	0	0	OT FG% 3-6 50.0%			
10 Derin Dawson	06:42	0-0	0-0	0-0	0	1	0	2	2	0	0	2	0	0	0	0	20	FT% 6-6 100%			
15 Blaise Kella	22:43	1-2	0-0	0-0	0	3	8	11	2	2	0	0	2	0	0	0	20	GM FG% 25-54 46.3%			
Total																		3PT% 8-23 34.8%			
Totals	25-54	8-22	15-23	8	35	43	13	23	73	8	15	8	3	2	10			FT% 15-23 65.2%			
Technical Fouls: NONE																		Deaf Ball Results: 2-0			

Technical Fouls: NONE

	WS	NEB	Points from	WS	NEB	Period by Period Scoring				
Biggest lead	17 (2 nd 17:31)	10 (1 st OT 0:53)	Turnovers	19	13		1st	2nd	OT1	TOT
Best Scoring Run	8 (2 nd 18:12)	14 (2 nd 11:14)	Paint	20	32	WS	35	26	2	63
Lead Changes		7	Second Chance	9	11					
Times Tied		6	Fast Breaks	2	12	NEB	24	37	12	73
Time with Lead	33:17	04:59	Bench	5	7					

GAME 25: WISCONSIN 64, MICHIGAN 59

Feb. 14, 2023 • Madison, Wis. • Kohl Center



Official Basketball Box Score - Final

Michigan at Wisconsin

02/14/23 Kohl Center, Madison

2022-23 Men's Basketball

Game Time: 8:00 PM

Game Duration: 2:04

Attendance: 15,436

Officials: Kelly Pfeifer, Kipp Kissinger, Michael Irving

Michigan - 59														
Record: 14-12 (8-7)														
NO.	Name	Min	FG	3P	FT	Rebounds	Fouls	TP	AS	TO	ST	Blocks	+	-
			M-A	M-A	M-A	OR DR TOT	PF RD					BS BA		
42	Will Tschetter	F 26:10	2-5	0-2	0-2	2 3 5	3 3	4	2	2	0	0 0	-1	
1	Hunter Dickinson	C 35:10	4-9	1-2	3-4	2 10 12	2 5	12	1	1	0	2 0	1	
0	Dug McDaniel	G 33:33	3-5	0-0	1-2	0 3 3	2 1	7	2	1	1	0 0	-11	
2	Kobe Bufkin	G 36:45	9-15	3-4	0-0	1 2 3	5 2	21	1	5	0	1 0	3	
13	Jett Howard	G 36:57	4-14	1-6	0-0	0 4 4	1 1	9	1	1	0	1 0	-7	
15	Joey Baker	08:59	0-3	0-1	0-0	0 2 2	1 0	0	0	0	0	0 0	-6	
25	Jace Howard	09:35	0-2	0-1	0-0	0 1 1	0 1	0	0	0	0	0 0	0	
32	Tarris Reed Jr.	12:51	2-4	0-0	2-2	3 4 7	1 1	6	0	1	1	1 0	-4	
Team						0 0 0		0		1				
Totals			24-57	5-16	6-10	8 29 37	16 14	59	7	12	2	5 0	-5	

Technical Fouls: Coach 2nd 10:27

Shooting By Period				
1 st FG%	14-28	50.0%		
3PT%	4-8	50.0%		
FT%	0-0	0%		
2 nd FG%	10-29	34.5%		
3PT%	1-8	12.5%		
FT%	6-10	60%		
GMFG%	24-57	42.1%		
3PT%	5-16	31.3%		
FT%	6-10	60.0%		
Dead Ball Rebounds: 4, 1				

Wisconsin - 64														
Record: 15-10 (7-5)														
NO.	Name	Min	FG	3P	FT	Rebounds	Fouls	TP	AS	TO	ST	Blocks	+	-
			M-A	M-A	M-A	OR DR TOT	PF RD					BS BA		
5	Tyler Wahl	F 33:20	2-11	0-0	2-4	5 4 9	3 3	6	0	1	0	0 2	-6	
41	Steven Crowl	F 30:43	5-15	1-1	0-0	3 9 12	4 3	11	6	1	1	0 1	2	
3	Connor Essegian	G 31:47	6-12	2-7	9-10	0 3 3	3 5	23	1	1	1	0 0	6	
11	Max Klesmit	G 35:35	3-11	2-3	2-2	0 2 2	2 2	10	0	0	0	0 1	0	
23	Chucky Hepburn	G 26:18	1-9	0-3	0-0	1 2 3	0 1	2	1	0	1	0 1	-4	
2	Jordan Davis	12:38	2-4	1-3	0-0	2 1 3	0 0	5	0	0	0	0 0	4	
14	Carter Gilmore	15:57	0-0	0-0	1-2	2 1 3	2 1	1	1	0	0	0 0	14	
4	Kamari McGee	13:42	3-4	0-1	0-0	1 0 1	0 0	6	1	1	0	0 0	9	
Team						1 1 2		0		1				
Totals			22-66	6-18	14-18	15 23 38	14 15	64	10	5	3	0 5	5	

Technical Fouls: NONE

Shooting By Period				
1 st FG%	12-33	36.4%		
3PT%	6-10	50.0%		
FT%	2-4	50%		
2 nd FG%	10-33	30.3%		
3PT%	1-8	12.5%		
FT%	12-14	85.7%		
GMFG%	22-66	33.3%		
3PT%	6-18	33.3%		
FT%	14-18	77.8%		
Dead Ball Rebounds: 3, 2				

	UM	UW			Period by Period Scoring				
Biggest lead	3 (2 nd 19:38)	12 (2 nd 10:27)	Points from Turnovers	UM	UW				
Best Scoring Run	10 (2 nd 4:10)	8 (1 st 5:31)	Paint	26	28		1st	2nd	TOT
Lead Changes	12		Second Chance	8	8	UM	32	27	59
Times Tied	2		Fast Breaks	6	0				
Time with Lead	06:08	32:09	Bench	6	12	UW	31	33	64

SPECIAL STATISTICS

Game	Pts off T/O (Wis / Opp)	Pts in Paint (Wis / Opp)	2nd Chance Pts (Wis / Opp)	Fast Break Pts (Wis / Opp)	Bench Pts (Wis / Opp)
11/07/22 SOUTH DAKOTA	8 / 12	26 / 24	8 / 8	13 / 5	23 / 18
11/11/22 vs. Stanford	18 / 10	26 / 30	8 / 10	6 / 2	10 / 16
11/15/22 GREEN BAY	10 / 8	16 / 22	17 / 2	5 / 0	11 / 22
11/23/22 vs. Dayton	8 / 7	16 / 20	13 / 4	0 / 4	24 / 9
11/24/22 vs. Kansas	13 / 4	34 / 26	10 / 11	5 / 7	22 / 2
11/25/22 vs. USC	15 / 18	26 / 12	5 / 10	11 / 10	17 / 11
11/29/22 WAKE FOREST	17 / 10	22 / 36	11 / 8	6 / 5	15 / 13
12/03/22 at Marquette	10 / 18	28 / 34	8 / 6	8 / 12	17 / 18
12/06/22 MARYLAND	7 / 5	18 / 24	4 / 7	9 / 10	10 / 15
12/11/22 at Iowa	13 / 8	52 / 36	4 / 12	2 / 10	22 / 5
12/15/22 LEHIGH	20 / 15	38 / 28	10 / 2	0 / 10	20 / 5
12/30/22 W. MICHIGAN	9 / 3	32 / 22	11 / 8	4 / 6	14 / 18
01/3/23 MINNESOTA	21 / 5	32 / 28	0 / 12	5 / 2	16 / 11
01/7/23 at Illinois	15 / 9	38 / 26	10 / 4	5 / 7	7 / 21
01/10/23 MICHIGAN STATE	27 / 2	30 / 26	2 / 9	0 / 7	20 / 8
01/14/23 at Indiana	5 / 7	22 / 42	8 / 10	2 / 3	19 / 6
01/17/23 PENN STATE	15 / 0	28 / 24	6 / 4	4 / 0	6 / 17
01/23/23 at Northwestern	11 / 7	22 / 24	11 / 6	2 / 2	7 / 14
01/25/23 at Maryland	10 / 8	22 / 38	2 / 11	0 / 7	6 / 8
01/28/23 ILLINOIS	9 / 11	20 / 26	6 / 6	6 / 5	5 / 2
02/02/23 at Ohio State	15 / 12	30 / 34	4 / 8	3 / 7	2 / 15
02/05/23 NORTHWESTERN	14 / 8	20 / 26	10 / 4	4 / 8	4 / 18
02/08/23 at Penn State	16 / 6	32 / 34	2 / 9	3 / 3	10 / 15
02/11/23 at Nebraska	19 / 13	20 / 32	9 / 11	2 / 12	5 / 7
02/14/23 MICHIGAN	13 / 2	28 / 26	8 / 8	0 / 6	12 / 6
RUNNING TOTAL	314 / 208	578 / 638	187 / 189	105 / 150	318 / 301
PER GAME AVERAGE	12.5 / 8.3	24.2 / 25.5	7.4 / 7.5	4.2 / 6.0	12.7 / 12.0

TEAM SUPERLATIVES

WISCONSIN

HIGH

LOW

• Points	85	SOUTH DAKOTA (11/7/22)	43	vs. Dayton (11/23/22)
• First-Half Points	43	at Ohio State (2/2/23)	16	vs. Illinois (1/28/23)
• Second-Half Points	47	2x; MR vs Western Michigan (12/30/22)	20	vs. Dayton (11/23/22)
• Field Goals Made	33	at Iowa (12/11/22)	14	vs. Dayton (11/23/22)
• Field Goal Attempts	69	at Nebraska (2/11/23)	47	Maryland (12/6/22)
• Field Goal Percentage	.528 (28-53)	at Penn State (2/8/23)	.237 (14-59)	vs. Dayton (11/23/22)
• 3-Point Field Goals Made	12	4x; MR Western Michigan (12/30/22)	4	2x; MR at Indiana (1/14/23)
• 3-Point Field Goal Attempts	31	2x; MR at Nebraska (2/11/23)	17	at Maryland (1/25/23)
• 3-Point Field Goal Pct. (min. 10 att.)	.524 (11-21)	Lehigh (12/15/22)	.208 (5-24)	at Indiana (1/14/23)
• Free Throws Made	17	2x; MR MARYLAND (12/6/22)	4	4x; MR at Nebraska (2/11/23)
• Free Throw Attempts	27	vs. Maryland (12/6/22)	7	at Nebraska (2/11/23)
• Free Throw Pct. (min. 15 att.)	.842 (16-19)	vs. GREEN BAY (11/15/22)	.563 (9-16)	at Northwestern (1/23/23)
• Offensive Rebounds	15	2x; MR vs. Michigan (2/14/23)	2	vs. Minnesota (1/3/23)
• Defensive Rebounds	30	2x; MR GREEN BAY (11/15/22)	15	2x; MR at Maryland (1/25/23)
• Total Rebounds	45	GREEN BAY (11/15/22)	18	vs. Michigan St. (1/10/23)
• Fouls	23	at Nebraska (2/11/23)	6	vs. Lehigh (12/15/22)
• Assists	21	vs. Marquette (12/3/22)	6	at Indiana (1/14/23)
• Turnovers	15	vs. Marquette (12/3/22)	4	vs. Western Michigan (12/30/22)
• Steals	13	vs. Minnesota (1/3/23)	2	2x; MR at Maryland (1/25/23)
• Blocked Shots	4	2x; MR vs. Stanford (11/11/22)	0	3x; MR vs. Michigan (2/14/23)

OPPONENT

HIGH

LOW

• Points	79	at Illinois (1/7/23)	42	vs. Dayton (11/23/22)
• First-Half Points	37	WAKE FOREST (11/29/22)	14	vs. Dayton (11/23/22)
• Second-Half Points	49	at Illinois (1/7/23)	24	2X; MR vs. Penn State (1/17/23)
• Field Goals Made	29	3x; MR at Penn State (2/8/23)	15	GREEN BAY (11/15/22)
• Field Goal Attempts	64	at Iowa (12/11/22)	44	2x; MR vs. Michigan St. (1/10/23)
• Field Goal Percentage	.560 (28-50)	at Maryland (1/25/23)	.302 (16-53)	vs. Dayton (11/23/22)
• 3-Point Field Goals Made	12	vs. Western Michigan (12/30/22)	1	2x; MR at Indiana (1/14/23)
• 3-Point Field Goal Attempts	29	2x; MR vs. Western Michigan (12/30/22)	8	at Indiana (1/14/23)
• 3-Point Field Goal Pct. (min. 10 att.)	.611 (11-18)	vs. Illinois (1/28/23)	.063 (1-16)	vs. Stanford (11/11/22)
• Free Throws Made	19	at Illinois (1/7/23)	2	3x; MR vs. Western Michigan (12/30/22)
• Free Throw Attempts	26	at Illinois (1/7/23)	2	vs. Lehigh (12/15/22)
• Free Throw Pct. (min. 10 att.)	.941 (16-17)	vs. Michigan St. (1/10/23)	.565 (13-23)	GREEN BAY (11/15/22)
• Offensive Rebounds	14	vs. Kansas (11/24/22)	3	3x; MR vs. Penn State (1/17/23)
• Defensive Rebounds	36	vs. Kansas (11/24/22)	17	vs. Lehigh (12/15/22)
• Total Rebounds	50	vs. Kansas (11/24/22)	20	vs. Lehigh (12/15/22)
• Fouls	22	2x; MR at Ohio State (2/2/23)	10	at Maryland (1/25/23)
• Assists	18	vs. Iowa (12/11/22)	6	3x; MR vs. Dayton (11/23/22)
• Turnovers	20	vs. Minnesota (1/3/23)	6	at Northwestern (1/23/23)
• Steals	10	vs. Marquette (12/3/22)	2	4x; MR vs. Michigan (2/14/23)
• Blocked Shots	9	vs. Stanford (11/11/22)	1	3x; MR at Penn State (2/8/23)

MISCELLANEOUS

HIGH

SECOND-HIGHEST

• UW's Largest Deficit Overcome in Win	7 2x; MR (1:01 H) vs. Penn State (1/17/23)	6 (16:38 2H) at Iowa (12/11/22)
• UW's Largest Deficit Overcome in Win (2nd Half/OT)	6 (16:38 2H) at Iowa (12/11/22)	--
• UW's Largest Lead Surrendered in Loss	17 (17:31 2H) at Nebraska (2/11/23)	6 (00:05 1H) WAKE FOREST (11/29/22)
• UW's Largest Lead Surrendered in Loss (2nd Half/OT)	17 (17:31 2H) at Nebraska (2/11/23)	7 (19:15 2H) WAKE FOREST (11/29/22)
• UW's Largest Halftime Lead	17 GREEN BAY (11/15/22)	16 at Ohio State (2/2/23)
• UW's Largest Halftime Deficit	13 vs. Kansas (11/24/22)	6 (2x) MR at Northwestern (1/23/23)
• UW's Largest Lead	28 (83-55, 0:46) SOUTH DAKOTA (11/7/22)	25 (78-53, 1:02 2H) Lehigh (12/15/22)
• UW's Largest Deficit	21 (61-40, 2:51 2H) at Indiana (1/14/23)	18 (73-55, 0:46 2H) at Maryland (1/25/23)

INDIVIDUAL SUPERLATIVES

WISCONSIN

HIGH

SECOND-HIGHEST

• Points	25	Steven Crowl (vs. Western Michigan - 12/30/22)	23	2x; MR Essegian (vs. Michigan - 2/14/23)
• First-Half Points	16	Hepburn (Marquette - 11/29/22)	14	Connor Essegian (Ohio State - 2/2/23)
• Second-Half Points	20	Steven Crowl (vs. Western Michigan - 12/30/22)	18	Crowl & Hepburn (at Illinois - 1/7/23)
• Field Goals Made	9	4x; MR Crowl (vs. Penn State - 1/17/23)	9	Tyler Wahl (at Iowa - 12/11/22)
• Field Goal Attempts	21	Chucky Hepburn (at Nebraska - 2/11/23)	19	Tyler Wahl (vs. Kansas - 11/24/22)
• Field Goal Percentage (min. 6 made)	.700 (7-10)	Chucky Hepburn (at Marquette - 12/3/22)	.692 (9-13)	Crowl (vs. Western Michigan - 12/30/22)
• 3-Point Field Goals Made	6	Chucky Hepburn (vs. Wake Forest - 11/29/22)	5	3X; MR Hepburn (at Penn State - 2/8/23)
• 3-Point Field Goal Attempts	12	2x; MR Hepburn (at Nebraska - 2/11/23)	11	Connor Essegian (vs Northwestern - 2/5/23)
• 3-Point Field Goal Pct. (min. 3 made)	.833 (5-6)	Chucky Hepburn (at Marquette - 12/3/22)	.750 (3-4)	3x; MR Essegian (vs. Michigan St. - 1/10/23)
• Free Throws Made	9	2x; MR Essegian (vs. Michigan - 2/14/23)	7	Tyler Wahl (vs. Kansas - 11/24/22)
• Free Throw Attempts	10	2x; MR Essegian (vs. Michigan - 2/14/23)	8	2x; MR Wahl (vs. Kansas - 11/24/22)
• Free Throw Pct. (min. 7 made)	.900 (9-10)	2x; MR Essegian (vs. Michigan - 2/14/23)	.875 (7-8)	Tyler Wahl (vs. Kansas - 11/24/22)
• Offensive Rebounds	5	Tyler Wahl (vs. Michigan - 2/14/23)	4	3x; MR Steven Crowl (at Illinois 1/7/23)
• Defensive Rebounds	10	Steven Crowl (vs. Penn State - 1/17/23)	9	4x; MR Crowl (vs. Michigan - 2/14/23)
• Total Rebounds	12	2x; MR Steven Crowl (vs. Michigan - 2/14/23)	11	2x; MR Crowl (vs. Stanford - 1/17/23)
• Fouls	5	2x; Davis (MR at Northwestern - 1/23/23)	5	2x; Wahl (MR at Nebraska - 2/11/23)
• Assists	8	Tyler Wahl (at Penn State - 2/8/23)	7	2x; MR Hepburn (at Illinois - 1/7/23)
• Turnovers	5	2x; MR Wahl (at Nebraska - 2/11/23)	4	3x; MR Wahl (at Northwestern - 1/23/23)
• Steals	5	Chucky Hepburn (vs. Minnesota - 1/3/23)	4	2x; MR Hepburn (at Illinois - 1/7/23)
• Blocked Shots	3	Steven Crowl (vs. Stanford - 11/11/22)	2	3x; MR Crowl (at Nebraska - 2/11/23)

OPPONENT

HIGH

SECOND-HIGHEST

• Points	32	Tyree Appleby (vs. Wake Forest - 11/29/22)	29	Jalen Wilson (vs. Kansas - 11/24/22)
• First-Half Points	17	Perrott-Hunt (SOUTH DAKOTA - 11/7/22)	13	Boogie Ellis (vs. USC - 11/25/22)
• Second-Half Points	20	Tyree Appleby (vs. Wake Forest - 11/29/22)	18	matthew Mayer (vs. Illinois - 1/28/23)
• Field Goals Made	11	Tyree Appleby (vs. Wake Forest - 11/29/22)	10	Perrott-Hunt (SOUTH DAKOTA - 11/7/22)
• Field Goal Attempts	20	2x; MR Wilson (vs. Kansas - 11/24/22)	19	Jalen Pickett (at Penn State - 2/8/23)
• Field Goal Percentage (min. 7 made)	.700 (7-10)	Evan Taylor (vs. Lehigh - 11/15/22)	.692 (9-13)	Trayce Jackson-Davis (at Indiana - 1/14/23)
• 3-Point Field Goals Made	6	Coleman Hawkins (at Illinois - 1/7/23)	5	3x; MR Tominaga (at Nebraska - 2/11/23)
• 3-Point Field Goal Attempts	11	2x; MR Tominaga (at Nebraska - 2/11/23)	9	2x; MR Hawkins (at Illinois - 1/7/23)
• 3-Point Field Goal Pct. (min. 3 made)	1.000 (3-3)	Tyson Walker (vs. Michigan St. - 1/10/23)	.833 (5-6)	Drew Peterson (vs. USC - 11/25/22)
• Free Throws Made	9	2x; MR Shannon Jr. (at Illinois - 1/7/23)	8	Sam Griesel (at Nebraska - 2/11/23)
• Free Throw Attempts	14	Jalen Wilson (vs. Kansas - 11/24/22)	12	Terrence Shannon Jr. (at Illinois - 1/7/23)
• Free Throw Pct. (min. 5 made)	1.000 (5-5)	4x; MR Funk (vs. Penn St. - 1/17/23)	.875 (7-8)	Oliver Prosper (at Marquette - 12/3/22)
• Offensive Rebounds	5	Jordan Geronimo (at Indiana - 1/14/23)	4	4x; MR Walker (at Nebraska - 2/11/23)
• Defensive Rebounds	14	Jalen Wilson (vs. Kansas - 11/24/22)	12	Trayce Jackson-Davis (at Indiana - 1/14/23)
• Total Rebounds	14	Jalen Wilson (vs. Kansas - 11/24/22)	12	3x; MR Dickinson (vs. Michigan - 2/14/23)
• Fouls	5	5x; MR Kobe Bufkin (vs. Michigan - 2/14/23)	4	21x; MR Seth Lundy (at Penn State - 2/8/23)
• Assists	8	4x; MR Pickett (at Penn State - 2/8/23)	7	Dajuan Harris (vs. Kansas - 11/24/22)
• Turnovers	8	Derrick Walker (at Nebraska - 2/11/23)	6	2x; Shannon Jr. (vs. Illinois - 1/28/23)
• Steals	4	Zae Blake (GREEN BAY - 11/15/22)	3	6x; MR Seth Lundy (at Penn State - 2/8/23)
• Blocked Shots	5	Trayce Jackson-Davis (at Indiana - 1/14/23)	4	Jones (vs. Stanford - 11/11/22)

THE LAST TIME WISCONSIN...

Wisconsin Team

UW ranked No. 1 in AP Top 25: Feb. 21, 2007
UW ranked in AP Top 25: No. 18 (1/11/23)
UW ranked in USA Today Coaches Poll: No. 18 (1/11/23)
Played AP No. 1-ranked opponent: Win vs. Villanova, 65-62 (3/18/17)
Defeated AP No. 1-ranked opponent: Villanova, 65-62 (3/18/17)
Played AP No. 2-ranked opponent: Win vs. Michigan, 64-54 (1/19/19)
Defeated opponent ranked 3-10 by AP: Win vs. No. 8 Purdue, 70-67 (3/1/22)
Defeated opponent ranked 11-25 by AP: Win vs. No. 13 Maryland, 64-59 (12/6/22)
Defeated AP Top 25 opponent on the road: Win at No. 17 Michigan State, 70-62 (2/8/22)

Scoring

Scored 20 or more points: 23, Connor Essegian vs. Michigan (2/14/23)
Scored 30 or more points: 30, Johnny Davis at Indiana (2/15/22)
Scored 40 or more points: 43, Frank Kaminsky vs. North Dakota (11/19/13)
Two or more Badgers scored 30 points, same game: Joe Franklin (31) and Chuck Nagle (30) vs. Purdue (3/2/68) — only other time this happened in school history was Jack Brens (31) and Ken Siebel (31) vs. Utah (12/28/62)
Two or more Badgers scored 20 points, same game: Chucky Hepburn (22) and Steven Crowl (20) at Illinois (1/7/23)
Three or more Badgers scored 20 points, same game: Jon Leuer (24), Josh Gasser (21), Jordan Taylor (20), vs. PVAMU (11/14/10)
Scored 20 points in one half: Steven Crowl (20 in 2nd Half) vs. Western Michigan (12/30/22)
Scored 20 points/two straight games: Johnny Davis (30 at Indiana, 2/15/22; 25 vs. Michigan, 2/20/22)
Scored 20 points/three straight games: Johnny Davis (26 vs. Iowa, 1/6/22; 37 at #3 Purdue, 1/3/22; 20 vs. Illinois State, 12/29/21)
Scored 20 points/four straight games: Johnny Davis (26 vs. Iowa, 1/6/22; 37 at #3 Purdue, 1/3/22; 20 vs. Illinois State, 12/29/21; 24 at #21 Ohio State, 12/11/21)
Scored 20 points/five straight games: Johnny Davis (26 vs. Iowa, 1/6/22; 37 at #3 Purdue, 1/3/22; 20 vs. Illinois State, 12/29/21; 24 at #21 Ohio State, 12/11/21; 23 vs. Indiana, 12/8/21)
Scored 30 points/two straight games: Michael Finley (30 at Michigan, 1/29/94; 32 vs. Michigan State, 2/2/94)
No Badger scored in double figures: vs. Marquette (12/8/12)
One Badger scored in double figures: 14, Connor Essegian at Indiana (1/14/23)
Four players scored in double figures: Chucky Hepburn (19), Connor Essegian (18), Tyler Wahl (16) and Steven Crowl (11) at Penn State (2/8/23)
Five players scored in double figures: Johnny Davis (25), Steven Crowl (11), Brad Davison (10), Chucky Hepburn (10), and Tyler Wahl (10) vs. Michigan (2/20/22)
Six players scored in double figures: Reuvers (19), Davison (15), Ford (12), King (12), Trice (11) and Pritzl (10) vs. Green Bay (11/21/19)
UW Scored 70 or more points: 79, at Penn State (2/8/23)
UW Scored 80 or more points: 80, Marquette (12/3/22)
UW Scored 90 or more points: 92, vs. Arkansas-Pine Bluff (11/27/20)
UW Scored 100 or more points: 101, vs. Savannah State (12/13/18)

Field Goal Shooting

Shot 90 percent or better (min. 10 att.): .900 (9-10), Carlton McGee vs. Michigan (2/26/92)
UW shot 50 percent or better: .528, at Penn State (2/8/23)
UW shot 60 percent or better: .603, vs. Houston Baptist (11/17/18)
UW shot 70 percent or better: .744, vs. Army (12/30/79)
UW made 30 or more field goals: 31, vs. Lehigh (12/15/22)
UW made 40 or more field goals: 42, vs. Iowa (3/9/94)
UW made 50 or more field goals: Has not happened
UW attempted 60 or more field goals: 66, vs. Michigan (2/14/23)
UW attempted 70 or more field goals: 70, vs. Iowa (2/18/21)
UW attempted 80 or more field goals: 83, vs. Northwestern (1/28/95)
UW attempted 100 or more field goals: 102, vs. South Dakota (12/9/72)

3-Point Field Goal Shooting

Made 5 or more 3-point field goals: Chucky Hepburn (5-9 3FG) at Penn State (2/8/23)
UW shot 40 percent or better (min. 8 att.): .458 (11-24) at Penn State (2/8/23)
UW shot 50 percent or better (min. 8 att.): .524 (11-21) vs. Lehigh (12/15/22)
UW shot 60 percent or better (min. 8 att.): .640 (16-25), vs. Louisville (12/19/20)
UW shot 70 percent or better (min. 8 att.): .727, at Indiana (2/25/10)
UW shot 80 percent or better (min. 8 att.): .889, vs. North Dakota St. (12/10/86)
UW shot 90 percent or better (min. 8 att.): .900, at Illinois (1/25/97)
UW made 10 or more 3-point field goals: 11, at Penn State (2/8/23)
UW made 15 or more 3-point field goals: 16, vs. Louisville (12/19/20)
UW attempted 30 or more 3-point field goals: 31, at Nebraska (2/11/23)
UW attempted 40 or more 3-point field goals: 40, vs. Temple (12/3/01)

Double-Double / Triple-Double

Had a triple-double: Ethan Happ (13 pts, 12 reb, 11 ast) vs. Northwestern (1/26/19)
Had a double-double (Pts/Reb): Steven Crowl (11 pts, 12 reb) vs. Michigan (2/14/23)
Had a double-double (Pts/Ast): Ethan Happ (10 p, 11 r, 12a) vs. Coppin St. (11/6/18)
Had a double-double (Ast/Reb): Ethan Happ (10p, 11r, 12a) vs. Coppin St. (11/6/18)
Had a double-double in consecutive games: Johnny Davis (1/30/21 and 2/2/22)
Two with double-double: Potter (24 p, 13 r) & Davison (11 p, 13 r) at Penn State (1/11/20)

Free Throw Shooting

Perfect at the FT line (min. 10 att.): 10-10, Brad Davison at Indiana (2/15/22)
UW shot 80 percent or better (min. 12 att.): .842 (16-19) vs. Green Bay (11/15/22)
UW shot 90 percent or better (min. 12 att.): .900 (19-21), vs. Green Bay (11/12/21)
UW shot 100 percent (min. 12 att.): 15-15, vs. Nebraska (12/22/20)
UW made 20 or more free throws: 20, vs. Nebraska (3/6/22)
UW made 30 or more free throws: 30, vs. Minnesota (2/13/14)
UW made 40 or more free throws: 40, vs. Minnesota (1/12/53)
UW attempted 30 or more free throws: 32, vs. Illinois State (12/29/21)
UW attempted 40 or more free throws: 42, at Illinois (2/3/13)
UW attempted 50 or more free throws: 50, at Indiana (2/12/62)
UW attempted 60 or more free throws: 61, at Michigan (2/21/53)

Rebounds

Had 10+ rebounds: 12, Steven Crowl vs. Michigan (2/14/23)
Had 15+ rebounds: 15, Johnny Davis vs. Minnesota (1/30/22)
Had 20+ rebounds: 25, Joe Chrnulich vs. St. Mary's (12/2/76)
Had 30+ rebounds: 30, Paul Morrow vs. Purdue (1/3/53)
Had 10+ reb. in consecutive games: Johnny Davis, Two Straight (1/30/21, 2/2/22)
UW had 40+ rebounds: 45, vs. Green Bay (11/15/22)
UW had 50+ rebounds: 50, vs. Green Bay (11/12/21)

Assists

Had 10 or more assists: 11, Ethan Happ vs. Northwestern (1/26/19)
Had 15 or more assists: Has not happened
UW had 20 or more assists: 22, vs. Louisville (12/19/20)
UW had 30 or more assists: 30, vs. Iowa (3/9/94)

Blocked Shots

Had 5 or more blocked shots: 9 Nate Reuvers vs. Eastern Illinois (11/8/19)
Had 10 or more blocked shots: Has not happened
UW had 10 or more blocked shots: 10 vs. Eastern Illinois (11/25/20)
UW had 15 or more blocked shots: Has not happened

Steals

Had 5 or more steals: 5, (2x) Chucky Hepburn vs. Minnesota (1/3/23)
Had 10 or more steals: 10, Mike Kelley vs. Texas (12/7/99)
UW had 10 or more steals: 13, vs. Minnesota (1/3/23)
UW had 15 or more steals: 16, (2x) MR vs. California (12/2/12)

Turnovers

UW had 1 or fewer turnovers: 1, vs. Iowa (1/20/15)
UW had 5 or fewer turnovers: 5, vs. Michigan (2/14/23)
UW had 0 turnovers in a half: 0 in 2H, vs. Western Michigan (12/30/22)
Opponent committed 15 or more turnovers: 15, at Nebraska (2/11/23)
Opponent committed 20 or more turnovers: 20, vs. Illinois (2/27/21)

Overtime

Won a game in overtime: 79-74, at Penn State (2/8/23)
Lost a game in overtime: 73-63, at Nebraska (2/11/23)
Played a 2-overtime game: win vs. Indiana (80-73), 1/7/21
Played a 3-overtime game: loss vs. Indiana (85-86), 2/16/87
Played in consecutive OT games: at Penn State (2/8/23) and at Nebraska (2/11/23)

Miscellaneous

Hit a buzzer beater: vs. Xavier, 3/20/16 (Bronson Koenig hits 3PT in corner, UW 66-63)
Won after trailing by at least 10 pts in second half: 17 vs. Indiana, 12/8/21 (down 42-25, 19:43 remaining - won 64-59)
Won after trailing by at least 15 pts in second half: 17 vs. Indiana, 12/8/21 (down 42-25, 19:43 remaining - won 64-59)
UW scored 10 straight points or more: 10-0 (19:39 2H)) at Ohio State (2/2/23)
UW scored 15 straight points or more: 16-0 (16:14 - 10:57 2H) vs. Nicholls (12/15/21)
UW held opp. scoreless 5:00 or longer: 6:31 (1H) at Maryland (1/25/23)
UW held opp. scoreless for 8:00 or longer: 10:24 (17:26 - 7:02 1H) vs. Penn State (2/5/22)