



UNIVERSITY OF MICHIGAN BASKETBALL

GAME DAY NOTEBOOK

NCAA CHAMPIONS 1989 | BIG TEN TITLES 1921, '26, '27, '29, '48, '64, '65, '66, '74, '77, '85, '86, 2012, '14, '21 | BIG TEN TOURNAMENT 1998, 2017, '18

Michigan Basketball 2022-23			
Overall	14-11	Big Ten	8-6
Home	10-4	Home	6-2
Away	2-4	Away	2-4
Neutral	2-3	Neutral	0-0
in OT	0-0	in OT	0-0
vs. Ranked	0-3	vs. Ranked	0-0
Associated Press	not ranked		
Coaches Poll	not ranked		

Ratings (363 Division I Programs)			
NCAA Net:	68th	Q1:	2-9
		Q2:	4-1
		Q3:	2-0
		Q4:	6-1
		SOS:	36th
KenPom:	53rd	SOS:	38th
Sagarin:	37th	SOS:	27th
ESPN BPI:	65th	SOS:	8th
KPI:	66th	SOS:	33rd

26 MICHIGAN wolverines (14-11; 8-6 Big Ten) at WISCONSIN badgers (14-10; 6-8 Big Ten)

Game Day | Big Ten Regular Season: Road Game

- **Date:** Tuesday, February 14, 2023
- **Tipoff:** 8:05 p.m. CT (9:05 p.m. ET), *possible 9:10 slide*
- **Location:** Madison, Wisconsin
- **Arena:** Kohl Center (17,230)
- **TV:** ESPN2
- **TV:** Brian Custer (p-by-p) & Robbie Hummel (analyst) & Myron Medcalf (sideline)
- **National Radio:** Compass Media Networks
- **National Talent:** Wayne Larrivee (p-by-p) & Doug Gottlieb (analyst)
- **U-M Radio:** Michigan Sports Network from Learfield
- **U-M Talent:** Brian Boesch (p-by-p) & Terry Mills (analyst)
- **U-M Stations:** Detroit: WWJ-Radio (950 AM) | Ann Arbor: WWWW (102.9 FM)
- **Satellite Radio:** SiriusXM: 382 | SXM App: 972



The Maize & Blue News

- The University of Michigan basketball team (14-11; 8-6 B1G) heads to Madison, Wis., on Valentine's Day (Tuesday, Feb. 14) for the first of two late regular season meetings with Wisconsin (14-10; 6-8 B1G). Tipoff at the Kohl Center is scheduled for 8 p.m. CT (9 p.m. ET) with the broadcast on ESPN2.
- Playing its third straight game in Madison, U-M has won two of its last four games at the Kohl Center. In fact, after an 11-game losing streak, the Wolverines are 3-4 in Madison. The Badgers have a return visit to Ann Arbor on Sunday (Feb. 26), which is the final home game for the Wolverines.
- After a 3-19 record from 2007 to 2017, Michigan has gone 6-3 against Wisconsin over the last five years, including a win over the Badgers (71-56) in the 2017 championship game of the Big Ten Tournament.
- Hunter Dickinson, who continues to lead the Wolverines in scoring (17.9) and rebounding (8.4), has posted four straight double figure games (22 total this season) with two double-doubles (eight this season).
- Since a two-game stretch going 3-for-10 at the free throw line (Northwestern, at Maryland), Dickinson has gone 34-for-40 (85.0%) -- a seven-game stretch.
- Dickinson (210) reached 200-plus boards for a third straight season. He is the 12th Wolverine overall and the 10th to do it in three straight seasons. In fact, he is the first Wolverine to accomplish this in 20 years -- LaVell Blanchard (2000-03).
- With three blocks against Indiana (Feb. 11), Dickinson (42) reached 40-plus for a third straight season. He is the third Wolverine to do so (Tarpley and C. Sims).
- Jett Howard, who is second with 14.8 ppg, has 17 three-pointers since returning from a left ankle injury (5 games) which had him over for the game vs. No. 1 Purdue. During this stretch he has two of his four 20-plus point games.
- Howard's team-best 67 three-pointers (2nd in Big Ten; Penn State's Andrew Funk, 77) more than doubles that of the next closest Wolverine (Joey Baker, 31).
- Howard needs 10 three-pointers to crack U-M's top 10 for most in a single season (#10, Zak Irvin: 77 in 2014-15). With 33 more Howard could become the second Wolverine to reach 100 in a season (Louis Bullock, 101 in 1996-97).
- Kobe Bufkin has four straight games scoring in double figures as he continues to rank third on U-M with 12.3 points per game. During this span he posted his first career double-double at Northwestern (15 points, career-best 12 rebounds). He has gone 22-for-42 (52.3%) from the floor and 5-for-11 (45.4%) from long range. He also has dished 18 assists, including a career-best eight against the Wildcats.
- Dug McDaniel's leads U-M with 92 assists (3.78 apg), the most for a U-M freshman since All-American Trey Burke had 156 (4.6 apg) in 2011-12. Since the 2009-10 season, McDaniel is the sixth freshman to record 50-plus assists in their first season.
- Combining Bufkin (74 assists, 33 steals) and McDaniel (92 assists, 27 steals), the Maize and Blue duo has nearly half of U-M's 322 assists (166) and 124 steals (60).
- Joey Baker has scored in double figures in three of his last six games. In those double-digit games he has made at least three triples. In fact, in his last six game he is 11-for-23 from long range (47.8%).
- Tarris Reed, Jr. scored a career-best eight points against Indiana (Feb. 11). In his last two games, he had back-to-back games with five rebounds as well as four blocks, including tying his career-best of three against Nebraska.
- After going 7-for-32 (21.8%) at the free throw line (20 games), Reed, Jr. has going 7-for-9 (77.8%) over his last five games.
- Since Jan. 1, Will Tschetter is 12-for-17 (70.5%) from the field. Prior to that, he had shot 5-for-12 (41.6%) from the field.

Date	Rank	Opponent	W/L	Score	TV/Record
Mon., Nov. 7	[22/22]	PURDUE FORT WAYNE	W	75-56	1-0
Fri., Nov. 11	[22/22]	vs. Eastern Michigan (1)	W	88-83	2-0
Wed., Nov. 16	[20/21]	vs. Pittsburgh (2)	W	91-60	3-0
Thu., Nov. 17	[20/21]	vs. Arizona State (2)	L	87-62	3-1
Sun., Nov. 20	[20/21]	OHIO	W	70-66 ot	4-1
Wed., Nov. 23	[rv/rv]	JACKSON STATE	W	78-68	5-1
Tue., Nov. 29	[rv/rv]	[3/3] VIRGINIA (3)	L	70-68	5-2
Sun., Dec. 4	[rv/rv]	vs. [19/18] Kentucky (4)	L	73-69	5-3
Thu., Dec. 8	-/-	at Minnesota+	W	90-75	6-3; 1-0
Sat., Dec. 17	-/-	LIPSCOMB	W	83-75	7-3; 1-0
Wed., Dec. 21	-/-	vs. North Carolina (5)	L	80-76	7-4; 1-0
Thu., Dec. 29	-/-	CENTRAL MICHIGAN	L	63-61	7-5; 1-0
Sun., Jan. 1	-/-	[rv/21] MARYLAND+	W	81-46	8-5; 2-0
Wed., Jan. 4	-/-	[-/rv] PENN STATE+	W	79-69	9-5; 3-0
Sat., Jan. 7	-/-	at [rv/rv] Michigan State+	L	59-53	9-6; 3-1
Thu., Jan. 12	-/-	at [-/rv] Iowa+	L	93-84 ot	9-7; 3-2
Sun., Jan. 15	-/-	[rv/rv] NORTHWESTERN+	W	85-78	10-7; 4-2
Thu., Jan. 19	-/-	at Maryland+	L	64-58	10-8; 4-3
Sun., Jan. 22	-/-	MINNESOTA+	W	60-56	11-8; 5-3
Thu., Jan. 26	-/-	[1/1] PURDUE+	L	75-70	11-9; 5-4
Sun., Jan. 29	-/-	at Penn State+	L	83-61	11-10; 5-5
Thu., Feb. 2	-/-	at [rv/rv] Northwestern+	W	68-51	12-10; 6-5
Sun., Feb. 5	-/-	OHIO STATE+	W	77-69	13-10; 7-5
Wed., Feb. 8	-/-	NEBRASKA+	W	93-72	14-10; 8-5
Sat., Feb. 11	-/-	[18/18] INDIANA+	L	62-61	14-11; 8-6
Tue., Feb. 14		at Wisconsin+		8 p.m. CT (9 p.m. ET)	ESPN2
Sat., Feb. 18		MICHIGAN STATE+		8:00 p.m.	FOX
Thu., Feb. 23		at Rutgers+		8:30 p.m.	FS1
Sun., Feb. 26		WISCONSIN+		2:00 p.m.	CBS
Thu., March 2		at Illinois+		6 p.m. CT (7 p.m. ET)	ESPN
Sun., March 5		at Indiana+		4:30 p.m.	CBS

BIG TEN TOURNAMENT | Chicago, Ill. (United Center)

Date	Rank	Opponent	W/L	Score	TV
Wed., March 8		First Round		5:30 p.m. CT	B1G
Thu., March 9		Second Round		11:00 a.m. CT	B1G
Fri., March 10		Quarterfinal		11:00 a.m. CT	B1G
Sat., March 11		Semifinal		Noon. CT	CBS
Sun., March 12		Championship		2:30 p.m. CT	CBS

NCAA TOURNAMENT | Final Four, Houston, Texas (NRG Stadium)

Date	Rank	Opponent	W/L	Score	TV
March 14 & 15		First Four		CBS, TBS, TNT, truTV	
March 16 & 18		First Round		CBS, TBS, TNT, truTV	
March 17 & 19		Second Round		CBS, TBS, TNT, truTV	
March 23 & 25		Sweet 16		CBS & TBS	
March 24 & 26		Elite Eight		CBS & TBS	
Sat., April 1		Final Four		CBS	
Mon., April 3		National Championship		CBS	

Schedule Legend: + Big Ten game, (1) Played in Detroit, Mich. (Little Caesars Arena), (2) Legends Classic; Brooklyn, N.Y. (Barclays Center), (3) ACC/Big Ten Challenge, Ann Arbor, Mich. (Crisler Center), (4) London Showcase, London, England (O2 Arena), (5) Jumpman Invitational, Charlotte, N.C. (Spectrum Center)



University of Michigan | 2022-23 Basketball Roster



No.	Wolverine	Pos.	Hgt.	Wgt.	Class	Hometown (High School/Prep)	Pronunciation/Notes
0	Dug McDaniel	G	5-11	160	Fr.	Washington, D.C. (St. Paul VI Catholic HS)	
1	Hunter Dickinson	C	7-1	260	Jr.	Alexandria, Va. (DeMatha Catholic HS)	
2	Kobe Bufkin	G	6-4	195	So.	Grand Rapids, Mich. (Grand Rapids Christian HS)	
3	Jaelin Llewellyn <i>[out from season]</i>	G	6-2	190	GS	Mississauga, Ontario (Episcopal School/Princeton)	"jay-lynn" "lou-elle-in"
4	Ian Burns	G	6-6	205	So.	Winnetka, Ill. (New Trier HS)	
5	Terrance Williams II	F	6-7	225	Jr.	Washington, D.C. (Gonzaga College HS)	respectfully requests the use "II"
11	Isaiah Barnes	G	6-7	200	So.	Chicago, Ill. (Simeon Career Academy)	
13	Jett Howard	G	6-8	215	Fr.	Miami, Fla. (IMG Academy)	
15	Joey Baker	G	6-7	205	GS	Fayetteville, N.C. (Trinity Christian/Duke)	
23	Gregg Glenn III	F	6-7	230	Fr.	Fort Lauderdale, Fla. (Calvary Christian Academy)	respectfully requests the use "III"
24	Youssef Khayat	F	6-9	195	Fr.	Beirut, Lebanon (Limoges CSP [France])	"you-seff" "k'high-yacht"
25	Jace Howard	G	6-8	225	Jr.	Miami, Fla. (University School)	
32	Tarris Reed, Jr.	F	6-10	260	Fr.	St. Louis, Mo. (Link Year Prep Academy)	respectfully requests the use of "Jr."
34	Jackson Selvala	F	6-7	215	Sr.	Deerfield, Mass. (Deerfield Academy)	"sale-val-lah"
42	Will Tschetter	F	6-8	240	So.	Stewartville, Minn. (Stewartville HS)	"cheddar"
45	Cooper Smith	G	6-1	175	So.	Saline, Mich. (Hackett Catholic/Kalamazoo College)	

Michigan Basketball	Coaching Staff	U-M Season	Alma Mater	Pronunciation/Notes
David & Meredith Kaplan Head Coach	Juwan Howard	4th season	Michigan, 1995	
Associate Head Coach	Phil Martelli	4th season	Widener College, 1976	
Assistant Coach	Saddi Washington	7th season	Western Michigan, 1998	"sod-dee"
Assistant Coach	Howard Easley	4th season	Boston College, 1995	"eyes-lee"
Director of Basketball Operations	Chris Hunter	9th season	Michigan, 2006	
Director of Program Personnel & Development	Jay Smith	4th season	Saginaw Valley State, 1984	
Video Analyst	Jaaron Simmons	4th season	Ohio 2017 & Michigan, 2021	"juh-ron"
Strength & Conditioning Coach	Jon Sanderson	14th season	Ohio, 2002	
Athletic Trainer	Chris Williams	2nd season	Ohio State, 2006	
Graduate Manager	Colin Anschuetz	2nd season	Michigan, 2020	"ann-shoots"

Captains: Juniors Hunter Dickinson, Jace Howard and Terrance Williams II

Roster Note: Michigan Basketball's roster is listed by academic class with 16 total players: graduates (2), seniors (1), junior (3), sophomore (5) and freshmen (5)



University of Michigan | 2022-23 Quick Facts

QUICK FACTS

City	Ann Arbor, Michigan
Population	125,835
Founded	1817
Enrollment	50,278
Nickname	Wolverines
School Colors	Maize (PMS 116) & Blue (PMS 282)
Fight Song	The Victors
Arena	Crisler Center (12,707)
Conference	Santa J. Ono
Athletics Director	Warde Manuel

ALL-TIME RECORD

	OVERALL	SANCTION
Years of U-M Basketball	107th (1909, 1918 to current)	
Overall Record	1692-1086	1579-1029
Big Ten Record	847-744	797-708
Non-Conference Record	845-342	782-321
NCAA Titles	1x (1989)	
NIT Titles	2x (1984, 1997*, 2004)	
B1G Regular Season Titles	15x (1921, 1926, 1927, 1929, 1948, 1964, 1965, 1966, 1974, 1977, 1985, 1986, 2012, 2014, 2021)	
B1G Tournament Titles	2x (1998*, 2017, 2018)	

CRISLER CENTER

	OVERALL	SANCTION
Seasons	56th (1967-68)	
Overall Record	680-182	622-168
Big Ten Record	343-138	311-127
Non-Conference Record	337-44	311-41
Capacity	12,707	263 of 862 sellouts (30.5%)
First Game	vs. Kentucky (L, 96-79; Dec. 2, 1967)	
Nickname	"The House that Cazzie Built"	
Student Section	"Maize Rage" founded (1999-2000)	
Retired Jersey	No. 33, Cazzie Russell (Dec. 11, 1993)	
Honored Jerseys	No. 45, Rudy Tomjanovich (Feb. 8, 2003) No. 35, Phil Hubbard (Jan. 11, 2004) No. 41, Glen Rice (Feb. 20, 2005) No. 22, Bill Buntin (Jan. 7, 2006)	

POSTSEASON YEARS

B1G Tournament (25): 1998* to 2022
NIT (10): 1971, 1980, 1981, 1984, 1991, 1997*, 2000, 2004, 2006, 2007
NCAA Tournament (31): 1948, 1964, 1965, 1966, 1974, 1975, 1976, 1977, 1985, 1986, 1987, 1988, 1989, 1990, 1992*, 1993*, 1994, 1995, 1996*, 1998*, 2009, 2011, 2012, 2013, 2014, 2016, 2017, 2018, 2019, 2021, 2022

NCAA TOURNAMENT	OVERALL	SANCTION	EFFECTED
Appearances	31	27	4
Record	66-30	59-26	7-4
First Four	1	1	0
First Round	26	22	4
Second Round	19	16	3
Sweet 16	18	16	2
Elite Eight	15	13	2
Final Four	8	6	2
Championship Game	7	5	2
Third Place	1964		
Runner-up	1965, 1976, 1992*, 1993*, 2013, 2018		
Titles	1989		

POSTSEASON NIT	OVERALL	SANCTION	DIFFERENCE
Appearances	10	9	1
Record	25-7	20-7	5-0
Home	16-0	14-0	2-0
Road	1-5	0-5	1-0
Madison Square Garden	8-2	6-2	2-0
Final Four	5	4	1
Championship Game	4	3	1
Titles	1984, 1997*, 2004		
Runner-up	2006		

B1G TOURNAMENT	OVERALL	SANCTION	DIFFERENCE
Record	31-22	25-20	4-1
First Round	7-4	6-4	1-0
Second Round	4-1	4-0	-
Quarterfinal	11-9	9-8	1-1
Semifinal	6-5	4-5	1-0
Championship	3-3	2-2	1-0
Championship Game	5	4	1
Titles	1998*, 2017, 2018		
Runner-up	2014, 2019		

TEAM INFORMATION

David & Meredith Kaplan U-M Head Coach	Juwan Howard (Michigan, 1995)
Career Record & at Michigan	75-43 (4th season)
B1G Record at Michigan	43-28 (4th season)
Associate Head Coach	Phil Martelli (4th season)
Assistant Coach	Saddi Washington (7th season)
Assistant Coach	Howard Easley (4th season)
Director of Basketball Operations	Chris Hunter (9th season)
Director of Program Personnel	Jay Smith (4th season)
Video Analyst	Jaaron Simmons (4th season)
Graduate Manager	Colin Anschuetz (2nd season)
Athletic Trainer	Chris Williams (2nd season)
Strength & Conditioning	Jon Sanderson (14th season)

2021-22 SEASON IN REVIEW

Record:	19-15
Big Ten Record:	11-9 (8th)
Final Associated Press Poll:	N/A
Final Coaches Poll:	25th (108)
Big Ten Tournament	No. 8 seed
First Round	Bye
Second Round	No. 9 Indiana (L, 74-69)
NCAA Tournament	No. 11 seed (South Regional)
First Round	No. 6 Colorado State (W, 75-63)
Second Round	No. 3 Tennessee (W, 76-68)
Sweet 16	No. 2 Villanova (L, 63-55)

TEAM INFORMATION

Starters Returning/Lost: 1/4

Starters Returning (1)

Hunter Dickinson (center)

Starters Lost (4)

Eli Brooks (G), DeVante' Jones (G), Caleb Houston (G), Moussa Diabate' (F)

Players Returning/Lost: 9/9

Players Lost (9)

Graduate guard Eli Brooks (exhausted eligibility)
 Graduate guard DeVante' Jones (exhausted eligibility)
 Senior forward Brandon Johns, Jr. (graduate transfer to VCU)
 Senior forward Jaron Faulds (graduation)
 Senior guard Adrien Nunez (graduation)
 Senior guard Brandon Wade (graduation)
 Sophomore guard Zeb Jackson (transfer to VCU)
 Freshman guard Frankie Collins (transfer to Arizona State)
 Freshman forward Moussa Diabate (early entry to NBA Draft, 2nd round L.A. Clippers)
 Freshman guard Caleb Houston (early entry to NBA Draft, 2nd round Orlando Magic)

Newcomers (9)

Graduate guard Joey Baker (Duke)
 Graduate guard Jaelin Llewellyn (Princeton)
 Freshman forward Gregg Glenn III (Pompano Beach, Fla.)
 Freshman guard Jett Howard (Miami, Fla.)
 Freshman forward Youssef Khayat (Beirut, Lebanon)
 Freshman guard Dug McDaniel (Washington, D.C.)
 Freshman forward Tarris Reed, Jr. (St. Louis, Mo.)
 Senior walk-on forward Jackson Selvala (former manager, elevated)
 Sophomore walk-on guard Cooper Smith (son of Jay Smith)

LEARFIELD IMG COLLEGE

Flagship Radio Station	WWJ (950AM)
Local Radio Station	WTKA (1050 AM)
U-M Play-By-Play	Brian Boesch
U-M Analyst	Terry Mills
Engineer	Tony Butler

MICHIGAN BASKETBALL SOCIAL MEDIA

Website	MGoBlue.com
Facebook	Michigan Basketball
Twitter	@umichbball
Instagram	@umichbball
TikTok	@umichbball
Head Coach	@JuwanHoward
Twitter (Athletics)	@umichathletics
Instagram (Athletics)	@umichathletics

U-M ATHLETIC COMMUNICATIONS

Associate Director	Tom Wywrot (25th year)
Mobile Email	(734) 320-1148 twywrot@umich.edu
Student Assistant	Ben Kesman (248) 804-7884
Student Assistant	Ben Metcalf (616) 566-0978
Associate Athletic Director	Kurt Svoboda
Mobile Email	(617) 872-6111 kurtks@umich.edu



This is Michigan Basketball

Quick Hitters: Hunter Dickinson

- Leads U-M in scoring (17.9) & rebounding (8.4) for a third straight season
 - Fourth Wolverines to lead U-M in scoring, rebounding in multiple seasons
- 27th Wolverine to surpass 1,400 career points (1,436; 26th all-time)
- 30th Wolverine to surpass 600 career rebounds (690; 17th all-time)
- Leads U-M with 22 double figure games; with nine 20-plus & two 30-plus
 - Scored a season-best 32 points against Maryland (Jan. 1)
- Leads U-M with nine 10-plus rebounding games
 - Grabbed a career-best-tying 15 rebounds vs. Northwestern (Jan. 15)
- Posted third straight 200-plus (210) rebound season
 - 12th Wolverine to do so; first in 20 years (LaVell Blanchard)
- Leads U-M with eight double-doubles; has 25 in career (t-11th, C.J. Kupec)
- Leads U-M with 42 blocks; with seven games of 3-plus
 - Has had at least one block in 12 straight games

Tracking: Hunter Dickinson

- > 10 rebounds would make him the 17th Wolverines with 700 in a career (690)
- > 15 more games would make him the 75th Wolverine to reach 100 (85)
- > 19 more blocks would make him the seventh Wolverine with 150 in career (131)
- > 33 more fields would make him 16th Wolverines with 600 in career (567)
- > 34 more free throws would make him the 20th Wolverine with 300 in a career (266)
- > 52 points to reach 500 points for a second straight season (594; 2021-22)
- > 55 more rebounds would catch coach Juwan Howard (745); crack U-M's top 12
- > 62 more fields to crack U-M's top 10 (Jalen Rose; 629)
- > 64 points would make him the 22nd Wolverine to reach 1,500 in a career (1,436)
- > 65 more rebounds would give him a single season career best (274; 2021-22)
- > 90 more points would catch coach Juwan Howard (1,526); crack U-M's top 20

Hunter Dickinson is the ...

- Third Wolverine to post three straight seasons of 40-plus blocks
 - > (3x) Roy Tapley: 1983-84 (69), 1984-85 (66), 1985-86 (97)
 - > (4x) Courtney Sims: 2003-04 (68), 2004-05 (52), 2005-06 (47), 2006-07 (46)
 - > (3x) Hunter Dickinson: 2020-21 (40), 2021-22 (49), 2022-23 (42)
- Fourth Wolverine to lead U-M in points and rebound in multiple seasons
 - > (4x) LaVell Blanchard (2000-01-02-03)
 - 1999-2000 (14.4/7.9), 2000-01 (17.8/8.4), 2001-02 (14.8/6.3), 2002-03 (16.2/6.8)
 - > (3x) Rudy Tomjanovich (1968-69-70)
 - 1967-68 (19.5/13.5), 1968-69 (25.7/14.2), 1969-70 (30.1/10.3)
 - > (3x) Roy Tarpley (1984-85-86)
 - 1983-84 (12.5/8.1), 1984-84 (19.0/10.4), 1985-86 (15.9/8.8)
 - > (3x) Hunter Dickinson (2021-22-23)
 - 2020-21 (14.1/7.4), 2021-22 (18.6/8.6), 2022-23 (18.0/8.5)
- Fifth Wolverine with 1,000 points/500 rebounds/100 blocks
 - > Roy Tarpley (1983-86: 1,601 points, 953 rebounds, 251 blocks)
 - > Chris Webber (1992-93: 1,218 points, 702 rebounds, 174 blocks)
 - > Maceo Baston (1995-98: 1,340 points, 830 rebounds, 139 blocks)
 - > Courtney Sims (2004-07: 1,329 points, 728 rebounds, 213 blocks)
 - > Hunter Dickinson (2021-23: 1,436 points, 690 rebounds, 131 blocks)
- 10th Wolverine to record three straight seasons of 200-plus rebounds
 - > Hunter Dickinson: 2020-21 (206), 2021-22 (274), 2022-23 (210)
 - 12th Wolverine to reach 200-plus rebounds in three seasons
- 11th Wolverine with 100-plus blocks (131 blocks)
- 31st Wolverine with 1,000 point/500 rebounds (1,436 points, 690 rebounds)
- 46th Wolverine with 500-plus rebounds (690 rebounds)
 - 30th Wolverine with 600-plus rebounds
- 57th Wolverine with 1,000-plus points (1,436 points)
 - 27th Wolverine with 1,400-plus points

Quick Hitters: Jett Howard

- Since Jan. 1, has gone 27-for-28 (96.4%) from the free throw line (12 games)
- Second on U-M with 14.8 points per game
- Scored a U-M season & career-best 34 points at Iowa (Jan. 12)
 - Posted 20 double figure scoring games; second best on U-M
 - Has four 20-plus point games, including two of his last four
- Leads U-M with 67 three-pointers (2.8 per game)
 - Posted 21 games of at least two three-pointers; with four 5-plus
 - Made a career-best seven three-pointers at Iowa in OT (Jan. 12)
- Third on U-M with 53 assists (2.2 apg); with six 4-plus
- Fourth on U-M with 16 blocks

Jett Takes Off in First Career Game

- Jett Howard made quite the collegiate debut against Purdue Fort Wayne (Nov. 7). With five three-pointers and 21 points, he became the first Wolverine freshman to record a 20-plus points in their first career game in 23 years.
- Who was the last? Jamal Crawford in his 1999-2000 career opener against Oakland (Nov. 19, 1999). Crawford scored 21 points on 8-for-16 shooting. He had three triple and guided U-M to an 82-62 win over the Grizzlies.
- How did this compare to his father, Juwan? Well, in the elder Howard's debut, he had 13 points, nine rebounds, two assists in a 100-74 win at Detroit-Mercy (Dec. 2, 1991).

Rookie Makes Magic Again

- Scoring a game-high 34 points in overtime at Iowa (Jan. 12), Jett Howard became the first Wolverine freshman to score 30+ points in eight years. He finished 12-for-22 from the field with a career-best seven three-pointers.
- The last U-M freshman to score 30-plus points was Aubrey Dawkins, who had 31 against Rutgers (March 7, 2015) in Crisler Center. Dawkins was 10-for-15 from the field with eight three-pointers.
- Additionally, Howard's 34 points helped him:
 - Record the highest freshman total in 31 years
 - Jalen Rose: 34 at Iowa (January 9, 1992).
 - Record the most points in a game by a freshman in 17 years
 - Daniel Horton: 34 against Indiana (March 4, 2006)

Quick Hitters: Kobe Bufkin

- Third on U-M with 12.3 points per game
- Posted 17 double figure scoring games; with three 20-plus
 - Career-best: 22 points, two times (back-to-back games)
 - Lipscomb (Dec. 17) & vs. North Carolina (Dec. 21; Jordan Invitational)
- Averaged 4.2 rebounds per game
 - Has eight games with five-plus rebounds
 - Career-best: 12 rebounds at Northwestern (Feb. 2)
- Second on U-M with 74 assists (3.1 apg)
 - Has nine games of four-plus assists
 - Career-best: eight assists at Northwestern
- Recorded first career double-double at Northwestern (15 points, 12 rebounds)
 - Nearly recorded U-M's seventh triple-double (8 assists)
- Leads U-M shooting 82.5 percent (47-for-57) on free throws
- Leads U-M with 33 steals (1.3 spg)
- Tied for second on U-M with 18 blocks

Quick Hitters: Terrance Williams II

- Averaging career-bests for scoring (6.8) and rebounding (6.1)
 - Season-best: 18 points vs. Eastern Michigan (Nov. 11)
- Surpassed 100-plus boards (153); more than the total of first two seasons (119)
- Posted 16 games with five-plus rebounds and four with 10-plus
 - Career-best: 13 rebounds at Maryland (Jan. 1)
- Posted his first double-double (18 points, 11 rebounds) vs. Eastern Michigan
- Has eight steals equaling the combined total of his first two seasons (8)

Quick Hitters: Dug McDaniel

- Started 17 games after Jaelin Llewellyn was lost for the season (ACL)
 - As starter (34.2 mpg); off the bench (14.6 mpg)
- Averaging 7.1 points per game
 - All seven of his double figure scoring games have come as a starter
 - Career-best: 17 points against Northwestern (Jan. 15)
- Leads U-M with 92 assists (3.8 apg); with 12 games with 4-plus assists
 - Career-best: nine assists at Northwestern (Feb. 2)
 - Has the most assists for a freshman since Trey Burke's 156 (2011-12)
 - First freshman with 50-plus assists in nine years (53; Derrick Walton, Jr.; 2013-14)
- Averaging 3.1 rebounds per game
 - Career-best: eight rebounds, two times - Lipscomb (Dec. 17), Minnesota (Jan. 22)
- Second with 27 steals (1.1 spg)

Quick Hitters: Joey Baker

- Consider one of two Sixth Men for Wolverines (Tarris Reed, Jr.)
- Nearly 70 percent of his offense comes from beyond the arc
 - 31 of 44 baskets are three-pointers (71%)
- Surpassed 100 career three-pointers in career (106 -- 31 U-M; 75 Duke)
- Has six games with 3-plus three-pointers
 - Season-best: four vs. Pittsburgh (Nov. 16; Legends Classic)
- Has four double figure scoring games
 - Season-best: 14 vs. Pittsburgh and at Northwestern



This is Michigan Basketball

Quick Hitters: Tarris Reed, Jr.

- Consider one of two Sixth Men for Wolverines (Joey Baker)
- Averaging 3.4 points and 3.4 rebounds off the bench
 - Career-best: eight points vs. Indiana (Feb. 11)
- Has 11 games of four-plus rebounds
 - Career-best: eight rebounds vs. Northwestern (Jan. 15)
- Second on U-M with 21 blocks
 - Career-best: three blocks, two times - vs. North Carolina (Dec. 21), Nebraska (Feb. 8)
- Shooting 56.5 percent from the field

Who are the Michigan Wolverines?

- Michigan basketball is led by fourth year head coach Juwan Howard -- former Fab Five member and NBA All-Star.
- After a 25-year career in the NBA -- 19 as a player and six as an assistant (all with the Miami Heat), Howard journeyed back to Ann Arbor for his first head coaching job.
- A huge believer in culture -- learned under Pat Riley and Erik Spoelstra -- Howard runs his program by six values -- Discipline, Family, All-In, Accountability, Trust & Sacrifice.
- Howard has instilled his program to be a "solution based" and a "player led" team. He continues to give a voice to his players allowing them the freedom to express opinions on, as well as off, the floor.
- Overall, the Wolverines will look to play at a fast-paced, "read-and-react" offense with ball screen actions as the primary mainstay in their offensive sets. U-M constantly adjusts to its personnel with its cuts, downhill attacks and taking the open shot at a much higher level.
- The offense is coordinated by Howard and assistant coach Howard Easley.
- Coordinated by Howard and Saddy Washington, U-M runs a man-to-man defense, however, they do incorporate several zone options.
- Howard wants his Wolverines to continue to gain confidence and keep shooting, so the "green light" is there for everyone. U-M lives by if you miss, take that next one.
- Howard's Wolverines have continued to develop into a "position-less" team as several players will rotate and play multiple spots during a game.

Fast Break with the Wolverines

- Hunter Dickinson, Jace Howard and Terrance Williams II were selected captains for the 2022-23 season. U-M's captains are picked by Juwan Howard.
- U-M welcomes graduate transfers -- Jaelin Llewellyn (Princeton) and Joey Baker (Duke). The duo marks the fourth and fifth transfers to join the Wolverines since 2017 -- Jaaron Simmons (Ohio; 2017-18), Mike Smith (2020-21; Columbia) and DeVante' Jones (2021-22; Coastal Carolina). Simmons is currently U-M's video analyst.
- U-M has five freshmen for its Class of 2022 -- guard Jett Howard, guard Dug McDaniel, big man Tarris Reed Jr. and forwards Gregg Glenn III and Youssef Khayat.
- U-M has two left-handed players on the roster -- Hunter Dickinson and Kobe Bufkin.
- In Juwan Howard's 19-year NBA career he had over 257+ teammates including list highlights of former Wolverines Chris Webber, Loy Vaught, Maurice Taylor as well as current assistant Howard Easley. Other notables include Ray Allen, Carmelo Anthony, Chris Bosh, Tim Hardaway, Allen Iverson, LeBron James, Jason Kidd, Dikembe Mutombo, Steve Nash, Dirk Nowitzki, Jerry Stackhouse and Dwayne Wade.

The Young Wolverines

- With 16 players on the Michigan roster, only four have played more than 50+ collegiate games and two of those are grad transfers.
- The list includes Hunter Dickinson (885 games), Terrance Williams II (77 games), Joey Baker (113 games; 88 at Duke) and Jaelin Llewellyn (84 games; 76 at Princeton), who was lost for the season with a left knee injury.
- Despite Kobe Bufkin (53 games) and Jace Howard (46 games) having 30-plus games to their credit, 10 other Wolverines are getting their first taste of college hoops -- five freshmen, two sophomores, two walk-ons and one redshirt.
- Michigan has two Wolverines who have played in the Big Ten Tournament -- Hunter Dickinson (3 games) and Terrance Williams II (2 games).
- U-M has four Wolverines who have play in the NCAA Tournament -- Hunter Dickinson (7 games), Terrance Williams II (6 games) and Kobe Bufkin (1 game; 9 minutes) and Jace Howard (1 game; 1 minute).

Portal Success

- Over the last five years, Michigan has dipped into the transfer portal five times.
- This season, Michigan welcomes two for the first time with the addition of Princeton's Jaelin Llewellyn and Duke's Joey Baker to the roster. Unfortunately after eight games, U-M lost Llewellyn for the season due to a left ACL injury. Baker has played in all 23.
- In 2017-18, Jaaron Simmons, who is currently U-M's video analyst, came to U-M via Ohio and helped the Wolverines to a second straight Big Ten Tournament title in 2018 as well as advance to the Final Four and national title game vs. Villanova.
- In the 2020-21 covid-19 altered season, Columbia's Mike Smith helped U-M to the 2021 Big Ten regular season title, a No. 1 seed in the NCAA Tournament (East) and the program's fourth Elite Eight appearance since 2013.
- In 2021-22, U-M welcomed Coastal Carolina graduate transfer DeVante' Jones. He led

the Wolverines in assists (151; 4.6 apg) while adding 10.3 points and 4.5 rebounds per game. He was instrumental in U-M's run to a fifth straight NCAA Sweet 16.

Juwan Howard is ...

- One of 52 current DI coaches on the sidelines at their alma maters.
- One of 23 former NBA players currently coaching DI collegiate basketball.
- One of eight former NBA players coaching at their alma mater -- Speedy Claxton (Hofstra), Hubert Davis (North Carolina), Patrick Ewing (Georgetown), Penny Hardaway (Memphis), Aaron McKie (Temple), Kenny Payne (Louisville) & Mike Woodson (Indiana)
- One of five current DI coaches who played in the NBA AND won an NBA Championship -- Speedy Claxton (Hofstra & San Antonio Spurs (2003), Mark Madsen (Utah Valley & L.A. Lakers (2001 & 2002), Darrell Walker (Little Rock & Chicago Bulls (1993) and Mo Williams (Alabama State & Cleveland Cavaliers (2016).
- Howard won back-to-back titles with the Miami Heat (2012 & 2013).

We Are Family

- With Juwan Howard's sons -- Jace and Jett -- on the U-M roster, the Howard's become the fourth family (father & sons) to play for the Maize and Blue.
 - Juwan Howard (1992-94) and Jace (2021-pres.) & Jett (2022-pres.)
 - Dan (1969-71) and Dugan Fife (1993-96)
 - Craig (1965-67) and Colin Dill (2001-04)
 - M.C. Burton (1957-59) and M.C. Burton Jr. (1981)
- Jace and Jett Howard are the third set of brothers to play for U-M
 - Jace (2021-present) and Jett Howard (2022-present)
 - Moritz (2016-18) and Franz Wagner (2020-21)
 - Marty and Mark Bodnar (1978-81); twins
- Speaking of father-son pairings, current Director of Player Personnel and former U-M assistant coach Jay Smith's (1989-96; 2020-pres) son, Cooper, walked on to the program this season.

It's a Big Ten Family Affair

- Six of the 14 Big Ten coaches have sons on their respective rosters, or staff.
 - Michigan's Juwan Howard (Jace, junior guard & Jett, freshman guard)
 - Iowa's Fran McCaffery (Connor, graduate guard & Patrick, RS-junior forward)
 - Michigan State's Tom Izzo (Steven, senior guard)
 - Nebraska's Fred Hoiberg (Sam, RS-freshman guard)
 - Wisconsin's Greg Gard (Isaac, freshman guard)
 - Illinois' Brad Underwood (Tyler, director of recruiting and scouting)

Continuing a Pattern of Big Ten Success

- Last season, U-M's win over Michigan State (March 1, 2022) gave the Wolverines their 10th Big Ten victory. That victory extended U-M's streak of 10-plus conference wins to seven straight seasons -- and 10 over the last 11. U-M closed 2021-22 at 11-9.
- Since 2011-12, the Wolverines have a 130-72 Big Ten record with regular season titles in 2012, '14 and '21 as well as back-to-back Big Ten Tournament titles in 2017 and '18
- In program history, Michigan has 10-plus Big Ten wins 36 times.

Continuing a Pattern of NCAA Success

- Since returning to Michigan, Juwan Howard has five NCAA Tournament wins -- the most among Big Ten coaches over the last three tournaments.
- The list includes: Greg Gard (2), Matt Painter (2), Brad Underwood (2), Chris Holtmann (1), Tom Izzo (1), Fran McCaffery (1), Steve Pikiell (1) & Mike Woodson (1).

(Repeat it Five Times) It's Great to be a Wolverine

- Michigan has advanced to the Sweet 16 in five consecutive tournaments (2017, '18, '19, '21, '22) -- a Big Ten record. The 2020 tournament was canceled due to covid-19.
- U-M is one of just two programs, along with Gonzaga (seven straight), to reach the last five-straight Sweet 16s.
- Since the NCAA Tournament expanded to 64 in 1985, U-M's streak of five-straight Sweet 16s is tied for the fourth-longest by any school. That list includes: North Carolina (9; 1985-93), Duke (9; 1998-2006), Gonzaga (7; 2015-22), Duke (7; 1986-92), Michigan (5; 2017-22), Kansas (5; 1993-97) and Kentucky (5; 1995-99).
- Since 2013, U-M has advanced to the Sweet 16 seven times, tied for the most in the country with the Zags. In fact, since 2013, U-M has advanced to the Elite Eight four times, tied for the most in the country with Duke, Gonzaga and Kentucky.
- During this same span, U-M's 23 NCAA wins is the second-most of any program behind Gonzaga (24) and is tied with North Carolina (23).
- Other 20+ win teams include Duke (22), Kansas (22) and Villanova (22).



2022-23: Game Notes

MICHIGAN	AP Poll	Coaches Poll
Preseason	22nd (229)	22nd (122)
week 1, Nov. 14	20th (308)	21st (155)
week 2, Nov. 21	rv: 29th (24)	rv: 27th (52)
week 3, Nov. 28	rv: 32nd (8)	rv: 32nd (9)
week 4, Dec. 5	nv	nv
week 5, Dec. 12	nv	nv
week 6, Dec. 19	nv	nv
week 7, Dec. 26	nv	nv
week 8, Jan. 2	nv	nv
week 9, Jan. 9	nv	nv
week 10, Jan. 16	nv	nv
week 11, Jan. 23	nv	nv
week 12, Jan. 30	nv	nv
week 13, Feb. 6	nv	nv
week 15, Feb. 20	-	-
week 16, Feb. 27	-	-
week 17, March 6	-	-
week 18, March 13	-	-
Final AP Poll	-	-
Final Coaches Poll	-	-

ASSOCIATED PRESS (February 13, 2023)

No.	Team	Record	Total
1.	Alabama (38)	22-3	1,523
2.	Houston (22)	23-2	1,503
3.	Purdue (2)	23-3	1,408
4.	UCLA	21-4	1,302
5.	Kansas	20-5	1,283
6.	Texas	20-5	1,214
7.	Virginia	19-4	1,212
8.	Arizona	22-4	1,139
9.	Baylor	19-6	1,072
10.	Tennessee	19-6	896
11.	Marquette	20-6	815
12.	Kansas State	19-6	790
13.	Gonzaga	21-5	761
14.	Indiana	18-7	717
15.	Miami (Fla)	20-5	693
16.	Xavier	19-6	642
17.	Saint Mary's	22-5	567
18.	Creighton	17-8	517
19.	Iowa State	16-8	396
20.	UConn	19-7	358
21.	San Diego State	20-5	271
22.	TCU	17-8	204
23.	NC State	20-6	140
24.	Providence	18-7	136
25.	Florida Atlantic	24-2	117

RECEIVING VOTES: Missouri 114, **Northwestern 96**, **Illinois 84**, Pittsburgh 82, Nevada 36, Oklahoma State 23, Texas A&M 16, Oral Roberts 9, **Iowa 5**, Arkansas 4, **Rutgers 2**, Charleston 1, **Maryland 1**, Boise State 1

USA TODAY COACHES POLL (February 13, 2023)

No.	Team	Record	Total
1.	Alabama (15)	22-3	782
2.	Houston (15)	23-2	775
3.	Purdue (1)	23-3	728
4.	UCLA	21-4	679
5.	Texas	20-5	642
6.	Virginia (1)	19-4	634
7.	Kansas	20-5	624
8.	Arizona	22-4	554
9.	Baylor	19-6	549
10.	Marquette	20-6	455
11.	Tennessee	19-6	438
12.	Gonzaga	21-5	368
13.	Miami (Fla)	20-5	360
14.	Kansas State	19-6	354
15.	Indiana	18-7	346
16.	Xavier	19-6	328
17.	Saint Mary's	22-5	305
18.	Iowa State	16-8	238
19.	Creighton	17-8	226
20.	San Diego State	20-5	158
21.	Providence	18-7	151
22.	N.C. State	20-6	128
23.	UConn	19-7	119
24.	TCU	17-8	78
25.	Texas A&M	18-7	65

RECEIVING VOTES: **Northwestern 54**; Florida Atlantic 49; **Illinois 41**; Pittsburgh 35; **Rutgers 21**; Clemson 21; **Maryland 20**; Oklahoma State 15; Missouri 15; Nevada 13; Auburn 13; Duke 12; **Iowa 4**; Charleston 2; Oral Roberts 1.

Signing Day | Future Wolverines



Wolverines Add Washington III, Kante During Early Signing Period

• Michigan signed top-100 and four-star shooting guard George Washington III and four-star forward Papa Kante during the early signing period.

George Washington III | 6-3 Guard | Dayton, Ohio | Chaminade-Julienne H.S.

- Washington III will suit up for Chaminade-Julienne High School in Dayton, Ohio, this season, following his family's move after his father, George Jr., accepted an assistant coaching position with the Dayton women's basketball program.
- Before his transfer for his senior season, Washington III had two standout seasons at Christian Academy of Louisville. In two seasons with the Centurions, he had a 36-23 record, scored 1,346 points (23.6 ppg), made 136 three-pointers and shot 91.1 percent at the free-throw line (328-for-360).
- As a junior, Washington III scored 23.4 points per game while grabbing 6.8 rebounds to lead the Centurions to a 20-12 overall mark. Shooting 52.5 percent (244-for-464) from the field, he had 65 three-point field goals. Scoring in double figures in 30 of his 31 games, he notched six games of 30+ points and one of 40+ with his career-high 45 against Bardstown (Jan. 8, 2022).
- As a sophomore, he averaged 23.9 points per game, with seven 30+ point games which included a season-best 36 points, twice. He made a team-best three-pointers and shot nearly 93 percent on free throws. With 4.5 rebounds per game, he had 13 games with five or more and had a season-best nine against Pleasure Ridge Park (March 2, 2021).
- In the summer of 2022, Washington III played on the EYBL circuit with All-Ohio Red. He averaged 13.5 points over his 13 game schedule, capping off the summer with 19 points against Team CP3 and Kentucky signee Robert Dillingham.

Papa Kante | 6-10 Forward | Senegal | South Kent Prep School

- Moving to the U.S. in 2019, Kante has been a force at the South Kent Prep School in Kent, Conn. As a junior, he earned All-New England Preparatory School Athletic Council Class AAA honorable mention honors after averaging 15.2 points and helping the Cardinals reach the semifinal of the NESPAC playoffs. Throughout his South Kent career, Kante has 19 games with 10+ points and four games of 20+ points, while tallying six games with 15+ rebounds.
- Kante, who has a 7-foot-4-inch wingspan, played with the N.Y. Renaissance on the 2022 EYBL circuit. He averaged 9.4 points, 7.6 rebounds and 1.3 blocks in 13 games this summer. He posted four double-figure games with a summer-best 17 against LivOn-Fleur De Lis in May. He also added three double-doubles.

Juwan Howard Comments

On the Class of 2023 recruiting class: "Papa and George are tremendous young men who are going to fit into our team and culture with ease. They come from wonderful families, who we really had a chance to get to know during the recruitment process. Both have a mind, and love, for the game, developing skill sets and the work ethic we like to see with players in our program."

On George Washinton III: "George comes from a basketball family. He is a coach's son. With all of that, he has grown up around the game. He has that certain mindset for it. We like that. He is crafty and is a gifted shooter and scorer. He has a well-rounded game and we can't wait to see him suit up."

On Papa Kante: "We are looking forward to bringing Papa into the fold,. He has size, broad shoulders and the ideal frame that could have an impact right away. He is a strong rebounder and loves to block shots. As he continues to add strength and works on all the little details, his offensive game will grow. Coach (Raphael) Chillious runs a great program and is well-known for developing his players for that next step."



#ProBlue

NBA

Tim Hardaway, Jr. (2011-12-13)	Dallas Mavericks
Caleb Houston (2022)	Orlando Magic
Caris LeVert (2013-14-15-16)	Cleveland Cavaliers
Isaiah Livers (2018-19-20-21)	Detroit Pistons
Jordan Poole (2018-19)	Golden State Warriors
Duncan Robinson (2016-17-18)	Miami Heat
Franz Wagner (2020-21)	Orlando Magic
Moritz Wagner (2016-17-18)	Orlando Magic

Two-Way (NBA/G League)

Moussa Diabate' (2022)	L.A./Ontario Clippers (2-way)
------------------------	-------------------------------

G League

Eli Brooks (2018-19-20-21-22)	Fort Wayne Mad Ants
Chaundee Brown, Jr. (2021)	Austin Spurs
Trey Burke (2012-13)	Stockton Kings
Charles Matthews (2017-18-19)	Windy City Bulls
Zavier Simpson (2017-18-19-20)	Lakeland Magic
D.J. Wilson (2015-16-17)	OKC Blue

Overseas

Muhammad-Ali Abdur-Rahkman (2015-16-17-18)	Italy
Ignas Brazdeikis (2019)	Lithuania
Zak Irvin (2014-15-16-17)	Taiwan
DeVante' Jones (2022)	France
Mike Smith (2021)	Poland
Derrick Walton, Jr. (2014-15-16-17)	Australia

Administration

Mark Hughes (1986-87-88-89)	Assistant GM of L.A. Clippers
Rob Pelinka (1989-90-91-92-93)	General Manager of L.A. Lakers
Campy Russell (1972-73-74)	Alumni Relations with Cleveland

Television

Jalen Rose (1992-93-94)	ESPN, "Get Up" & "Jalen & Jacoby"
Tim McComick (1981-82-83-84)	Bally Sports Detroit (Pistons)

Scouting

Glen Rice (1986-87-88-89)	Scout for Miami Heat
---------------------------	----------------------

NBA Draft

- Michigan has had 65 Wolverines selected in the NBA Draft
- U-M has had 29 first round selections; 20 since 1988
- The Wolverines have six top 5s, including two No. 1 picks
 - 1965: Bill Buntin (No. 3 by Detroit Pistons)
 - 1966: Cazzie Russell (No. 1 by N.Y. Knicks)
 - 1970: Rudy Tomjanovich (No. 2 by San Diego Rockets)
 - 1989: Glen Rice (No. 4 by Miami Heat)
 - 1993: Chris Webber (No. 1 by Orlando Magic)
 - 1994: Juwan Howard (No. 5 by Washington Bullets)
- Since 2011, the Maize & Blue has had 15 NBA selections
 - First Round: 9, Second Round 6
 - 2011: Darius Morris (No. 41 by Los Angeles Lakers)
 - 2013: Trey Burke (No. 9 by Minnesota Timberwolves[^])
 - 2013: Tim Hardaway Jr. (No. 24 by New York Knicks)
 - 2014: Nik Stauskas (No. 8 by Sacramento Kings)
 - 2014: Mitch McGary (No. 21 by OKC Thunder)
 - 2014: Glenn Robinson III (No. 40 by Minnesota Timberwolves)
 - 2016: Caris LeVert (No. 20 by Indiana Pacers^{^^})
 - 2017: D.J. Wilson (No. 17 by Milwaukee Bucks)
 - 2018: Moritz Wagner (No. 25 by Los Angeles Lakers)
 - 2019: Jordan Poole (No. 28 by Golden State Warriors)
 - 2019: Ignas Brazdeikis (No. 47 by Sacramento Kings^{^^^})
 - 2021: Franz Wagner (No. 8 by Orlando Magic)
 - 2021: Isaiah Livers (No. 42 by Detroit Pistons)
 - 2022: Caleb Houston (No. 32 by Orlando Magic)
 - 2022: Moussa Diabate' (No. 43 by Los Angeles Clippers)

[^] Draft Day Trade (Minnesota to Utah)

^{^^} Draft Day Trade (Indiana to Brooklyn)


^{^^^} Draft Day Trade (Sacramento to New York)




Eli Brooks




Trey Burke




Chaundee Brown, Jr.



Moussa Diabate'




Tim Hardaway, Jr.




Caleb Houston



Caris LeVert



Isaiah Livers



Charles Matthews




Jordan Poole




Duncan Robinson



Zavier Simpson



Franz Wagner



Moritz Wagner



D.J. Wilson





juwan HOWARD

David & Meredith Kaplan Men's Basketball Head Coach



Fourth Season at Michigan

- **Record as Head Coach: 75-43**
- **Record at Michigan: 75-43**
- **Record in Big Ten: 43-28**
 - **Big Ten Champions: 2021**
- **NCAA Tournament: 2x (2021, '22)**
 - **Sweet 16 (2x) 2021, '22**
 - **Elite Eight (1x) 2021**

Former Fab Five member and U-M All-American Juwan Howard begins his fourth season as the David and Meredith Kaplan men's basketball head coach. Overall, he is the 17th coach in program history.

Compiling 61 wins during his three-year tenure, Howard is the second U-M coach to amass 60+ wins to start their careers, joining his former coach and mentor Steve Fisher (62) on the exclusive list.

Claiming the Big Ten regular season title in 2021, Howard's Wolverines have three straight 10+ Big Ten winning seasons, helping U-M extend the program's streak to seven straight.

Howard has taken U-M to two NCAA Tournament appearances reaching two Sweet 16s (2021 & 2022) and the 2021 Elite Eight. The Wolverines were on track to make the 2020 NCAA Tournament, however, the coronavirus pandemic canceled the postseason.

In his second season, Howard not only guided the Wolverines to their 15th conference regular-season title, but U-M earned its second No. 1 seed in the Big Ten Tournament as well as the No. 1 seed in the NCAA East Region – the program's third No. 1 seed in history. Howard became the first to earn a No. 1 seed as a player and as a coach in the NCAA Tournament.

For his efforts that season, Howard was named the 2021 Associated Press National Coach of the Year, the Wolverines' second recipient and first since Bill Frieder in 1985. He was the first Big Ten coach to be recognized with the award since 2005.

The AP honor highlighted a slew of accolades as Howard was named the Big Ten Coach of the Year and earned the USBWA's District V Coach of the Year and the National Association of Basketball Coaches (NABC) District 7 Coach of the Year awards. He was honored by the United States Basketball Writers Association (USBWA) with the Henry Iba Award.

In addition to his awards and honors, Howard guided center Hunter Dickinson to not only consensus All-America second team honors but to the Big Ten Freshman of the Year accolade as well. Dickinson added All-Big Ten first team (media) and second team (coaches) honors and was named to the All-Freshman squad, while Isaiah Livers earned a spot on the All-Big Ten second team (coaches and media) and Franz Wagner was an All-Big Ten second team (coaches) and third team (media) selection.

Before returning to his alma mater, Howard spent six years on the staff of the Miami Heat. Working under coach, and mentors, Erik Spoelstra and Pat Riley, Howard helped the Heat to three division titles (2014, '16, and '18) and Eastern Conference championship in 2014.

During the NBA Summer League, he was the head coach of Miami's 2016 team in both Orlando and Las Vegas as well as Team Africa in the 2018 NBA Africa Game. team and earned an All-NBA third team selection and All-Star appearance in 1996.



The Juwan Howard File

Born: February 7, 1973 (49 years old)
Hometown: Chicago, Illinois
High School: Chicago Vocational
College: Michigan, 1995 (General Studies)
Wife: Jenine (Wardally)
Children (6): sons Juwan Jr., Joshua, Jace and Jett; daughters Sky and Starr

Coaching Career

Years	School	Position
2013-14 (1)	Miami Heat (NBA)	Player Development
2014-19 (5)	Miami Heat (NBA)	Assistant Coach
2019-present (4)	University of Michigan	Head Coach

Accolades & Awards

Big Ten Honors

- Big Ten | Coach of the Year by the coaches & media (2021)
- Associated Press | Coach of the Year (2021)

National Honors


- Associated Press | Coach of the Year (2021)
- USBWA | Henry Iba Award for Coach of the Year (2021)
- Sporting News | Coach of the Year (2021)
- The Athletic | Coach of the Year (2021)

District Honors

- NABC | District 7 Coach of the Year (2021)
- USBWA | District V Coach of the Year (2021)

The University of Michigan

- Member of the famed Fab Five - Chris Webber, Jalen Rose, Jimmy King and Ray Jackson. Howard was the first of the Fab Five to sign/commit to Michigan.
- Played three seasons before opting for early entry into the NBA Draft (1994)
- Reached the NCAA Elite Eight in all three seasons with back-to-back Final Fours and national title games (1992 & 1993)
- Honors & Awards: 1994 All-American; second team (NABC) & third team (AP); All-Big Ten; first team (1994), second team (1993), honorable mention (1992)
- Michigan team captain (1993-94)
- Michigan career: 100 games; 1,526 points, 745 re-bounds; 19 double-doubles
- Became the 17th Wolverine to join 1,000 point/500 rebound club
- Posted three straight seasons of 200+ rebounds
- Scored a career-best 34 points vs. Texas (March 19, 1994) in the NCAA Tournament
- Grabbed a career-best 20 rebounds against Wisconsin (Feb. 10, 1993)




The NBA

- No. 5 NBA Draft pick in 1994 by the Washington Bullets; U-M's sixth top five selection
- Played 19 seasons in the NBA, second most by a Wolverine (Jamal Crawford, 20)
- Played for eight franchises: Washington, Dallas, Denver, Orlando, Houston, Charlotte, Portland and Miami
- Won back-to-back NBA championships with the Miami Heat in 2012 and 2013
- Scored over 16K points (16,159) and 7K rebounds (7,428)
- Scored a career-best 42 points against Toronto (April 19, 1996)
- Grabbed a career-high 16 rebounds against Houston (Jan. 31, 2002)

NBA Honors & Statistics

2x NBA Champion: Miami Heat (2012 & 2013)
 All-NBA third team (1995-96)
 All-Rookie Team (1994-95)
 All-Star (1996)
 Games: 19 seasons; 1,208 games
 Playoffs: 49 postseason games
 Points: 16,159
 Rebounds: 7,428
 Double-Doubles: 190
 Assists: 2,663 | Steals: 818 | Blocks: 312



Juwan Howard | Coaching Career

School	Seasons	Games	Record	Home	Away	Neutral	Games	Record	Home	Away	Neutral	Season Highlights
Michigan	2019-20	31	19-12	11-5	4-7	4-0	20	10-10 (9th)	5-4	4-6	1-0	Postseason canceled (covid-19)
Michigan	2020-21	28	23-5	13-1	6-2	4-2	17	14-3 (1st)	8-1	6-2	0-0	B1G Champions / B1G Semifinal / NCAA Elite Eight
Michigan	2021-22	34	19-15	10-5	5-7	4-3	20	11-9 (8th)	6-4	5-5	0-0	B1G Second Round / NCAA Sweet 16
Michigan	2022-23	25	14-11	10-4	2-4	2-3	14	8-6	6-2	2-4	0-0	-
Totals		118	75-43	44-17	17-20	14-8	71	43-28	25-11	17-17	1-0	



Michigan: Coaching Staff

Associate Head Coach Phil Martelli



With over 46 years of coaching, legendary collegiate coach Phil Martelli continues to reshape the Michigan program as well as college basketball on a national landscape. Entering his fourth season as the associate head coach, Martelli not only serves as a mentor to Juwan Howard, but has brought vast experience to the Wolverines.

Michigan, who is 61-32 in the last three seasons, claimed the 2021 Big Ten regular-season title and earned the No. 1 seeds in the Big Ten and NCAA Tournaments in 2021. Despite the 2020 NCAA Tournament being canceled due to covid-19, the Wolverines have reached the Sweet 16 in two of Michigan's NCAA bids.

Before heading to Ann Arbor, Martelli spent 34 years at Saint Joseph's, with the final 24 seasons as head coach, where he built the Hawks' into one of the most consistent Atlantic 10 programs. The Hawks' all-time leader in career victories (444), Martelli recorded nine 20-plus win seasons including a school-record 30 in 2004. His A-10 record of 218-176 ranks second all-time, trailing only Temple's John Chaney.

Martelli's teams made 13 postseason appearances (7 NCAA, 6 NIT) advancing to two NCAA Sweet 16s (1997, 2004) and the 2004 Elite Eight. That 2004 team finished the regular season a perfect 27-0 and No. 1 in the country before suffering its first loss in the A-10 Tournament. Despite that, Saint Joseph's advanced to the Elite Eight. Martelli and his point guard Jameer Nelson swept the consensus National Coach and Player of the Year honors that year.

Overall, Martelli was named the A-10 Coach of the Year four times (1997, 2001, '04, '05), the USBWA District Coach of the Year twice (1997, 2004) and the Philadelphia Big 5 Coach of the Year four times (1996, '97, 2004, '16). He won six A-10 regular season/divisional titles (1997, 2001, '02, '03, '04, '05) and guided the Hawks to three A-10 Tournament titles (1997, 2014, '16). His 18 postseason wins (7 NCAA, 11 NIT) are the most in Saint Joseph's history.

Martelli spent seven years as head basketball coach at Bishop Kenrick High School in the Philadelphia Catholic League; current Hall of Fame women's basketball coach Geno Auriemma served as an assistant under Martelli from 1979-81. He began his coaching career as an assistant coach at his alma mater Widener College in 1977, helping the Pioneers reach the 1978 NCAA Division III Final Four and title game.

The Phil Martelli File

Born: August 31, 1954

Hometown: Media, Pa.

High School: Saint Joseph's Prep, 1972

College: Widener College, 1976

Wife: Judy (Marra; 44 years)

Years	School	Position
1977-78	Widener College	AC
1978-85	Bishop Kenrick H.S.	HC
1985-95	Saint Joseph's	AC
1995-2019	Saint Joseph's	HC
2019-present	Michigan	AHC

Assistant Coach Saddi Washington



With more than two decades of college coaching experience, Saddi Washington begins his seventh season with Michigan. Washington was initially responsible for working with the big men before shifting to coordinate the defensive strategies and wing play.

With Washington's assistance, U-M has averaged 25+ wins per season with a program record 33 wins in 2017-18 (33-8) and 30 more wins in 2018-19 (30-7). The Wolverines have won 10+ Big Ten games in all six of Washington's seasons. He helped the Maize and Blue claim the 2021 Big Ten regular season title, the 2017 and 2018 Big Ten Tournament titles, advanced to five NCAA Sweet 16s, as well as a trip to the 2018 Final Four and the national championship game vs. Villanova.

Prior to heading to Ann Arbor, Washington spent a decade as a member of Oakland University's staff (2006-16) serving seven years as an assistant before being promoted to the associate head coach under Greg Kampe his final three seasons. Washington helped the Golden Grizzlies to 198 wins and five 20-plus win seasons. Oakland made back-to-back trips to the NCAA Tournament (2010, '11) after winning two straight Summit League regular season and conference tournament titles.

Before starting his coaching career serving as a volunteer assistant coach at Romulus High School (2005) under current Alabama head coach Nate Oats, Washington had a seven-year professional career overseas.

Collegiately, Washington was named to the 1994 Mid-American (MAC) All-Freshman Team, averaging 14 points per game at Western Michigan. A two-time All-MAC selection, he was a first-team pick as a senior in 1998 after scoring 626 points (21.6 per game). He helped lead the Broncos to the NCAA Tournament, where the Broncos upset Clemson in the first round.

The Saddi Washington File

Born: July 30, 1975

Hometown: Lansing, Michigan


High School: Sexton High School, 1994

College: Western Michigan, 1998

Wife: Channon

Years	School	Position
2005-06	Romulus H.S.	Vol. AC
2006-13	Oakland	AC
2013-16	Oakland	AHC
2016-present	Michigan	AC

Assistant Coach Howard Easley



Michigan native Howard Easley begins his fourth season with the Wolverines after a successful nine years coaching in the NBA. Easley has been instrumental with the guards as well as the Wolverine offensive sets and game strategies. With his efforts, U-M has gone 61-32, winning the 2021 Big Ten regular season title and making two trips to the Sweet 16 in the NCAA Tournament.

Prior to his return to NCAA coaching, Easley spent nearly a decade moving up the ranks in the NBA as a player development assistant with the Los Angeles Clippers, and as an assistant coach with the Washington Wizards (2014-16) and New York Knicks (2016-19).

Chosen with the 30th overall selection by the Minnesota Timberwolves in the 1994 NBA Draft, Easley played 12 seasons in the NBA, making stops with eight teams -- Minnesota, San Antonio, Utah, Dallas, New York, Phoenix, the Clippers and Denver. He played in 786 NBA games and recorded 5,116 career points, 2,748 assists, 540 steals and 516 3-point field goals. His career was highlighted by playing five seasons with the Utah Jazz and Hall of Fame point guard John Stockton, contributing to two Western Conference titles in 1997 and 1998.

A four-year starter at Boston College (1991-94), Easley helped guide the Eagles to the 1994 NCAA East Regional Final, where he earned all-regional tournament honors. He added All-Big East second team honors as a junior (1993) and senior (1994).

Prior to his collegiate career, Easley was a prep standout at Detroit's Southwestern High School, where he was teammates with future NBA players Jalen Rose and Voshon Lenard.

The Howard Easley File

Born: December 4, 1972

Hometown: Detroit, Mich.

High School: Southwestern, 1990

College: Boston College, 1995

Wife: Tiyesh

Years	School	Position
2010-14	Los Angeles (NBA)	PD
2014-16	Washington (NBA)	AC
2016-19	New York (NBA)	AC
2019-present	Michigan	AC



Wolverine: Player Bios



#0 dug McDANIEL

» Freshman | Guard | 5-11 | 160
 » Washington, D.C. | St. Paul VI Catholic
 » College of Literature, Science & Arts | Undecided
 » Born on Jan. 8, 2003 in Washington, D.C.
 » Twitter: @AyooFlyy
 » Instagram: @thedugmcdaniel

Statistics	G	S	MIN	Avg	FG	FGA	FG%	3FG	3FGA	3FG%	FT	FTA	FT%	OFF	DEF	REB	FL	AST	TO	BLK	STL	PTS	PPG	RPG	APG	W	L
2022-23	25	17	689	27.6	66	189	34.9%	20	63	31.7%	25	32	78.1%	6	72	78	27	92	41	1	27	177	7.1	3.1	3.7	14	11
Career	25	17	689	27.6	66	189	34.9%	20	63	31.7%	25	32	78.1%	6	72	78	27	92	41	1	27	177	7.1	3.1	3.7	14	11

Season & Career Bests	2022-23	Game	Career	Game	Stat Facts
Points	17	Northwestern (1/15/2023)	17	Northwestern (1/15/2023)	Games 25
Rebounds	8 (2x)	last: Minnesota (1/22/2023)	8 (2x)	last: Minnesota (1/22/2023)	Starts 17
Assists	9	at Northwestern (2/2/2023)	9	at Northwestern (2/2/2023)	5+ Points 17
Steals	3 (2x)	last: Maryland (1/1/2023)	3 (2x)	last: Maryland (1/1/2023)	10+ Points 7
Blocks	1	at Penn State (1/29/2023)	1	at Penn State (1/29/2023)	5+ Rebounds 5
Field Goals	5 (5x)	last: Nebraska (2/8/2023)	5 (4x)	last: Northwestern (1/15/2023)	3+ Assists 17
Field Goal Attempts	15	at Iowa (1/12/2023)	15	at Iowa (1/12/2023)	5+ Assists 8
3-Point Field Goals	3 (2x)	last: Northwestern (1/15/2023)	3 (2x)	last: Northwestern (1/15/2023)	3+ Blocks 0
3-Point Field Goal Attempts	7	Northwestern (1/15/2023)	7	Northwestern (1/15/2023)	3+ Steals 2
Free Throws	4	Northwestern (1/15/2023)	4	Northwestern (1/15/2023)	Double-Doubles 0
Free Throw Attempts	4 (4x)	last: Indiana (2/11/2023)	4 (4x)	last: Indiana (2/11/2023)	
Minutes	43	at Iowa (1/12/2023)	43	at Iowa (1/12/2023)	

Who is Dug McDaniel ...

- Known for his play-making abilities and for being a defensive disruptor
- Possesses ability to make explosive plays and exceptional change of direction
- Pushes tempo of the game and can outrun the defense
- Strong and tough, not afraid of contact
- Tough, relentless player

Michigan Career

- Big Ten Freshman of the Week (Dec. 12)

Freshman (2022-23)

- Played in 25 games; with 17 starts
 - Moved into starting lineup following a season-ending injury to Jaelin Llewellyn
 - First collegiate start was at Minnesota (Dec. 8)
 - Near perfect game of 15 points: FG (5-for-6), 3FG (3-for-3), FT (2-for-2)
- Averaging 7.1 points
 - Posted seven double figure games
 - All seven have been as starter (17 starts)
 - Scored a career-best 17 points against Northwestern (Jan. 15)
- Averaging 3.1 rebounds
 - Posted 10 games with 4-plus rebounds
 - Grabbed a career-best eight rebounds, two times
 - Lipscomb (Dec. 17) and Minnesota (Jan. 22)
- Leads U-M with 92 assists (3.7 apg)
 - Posted 12 games with 4-plus assists; with eight of 5-plus
 - Had a career-best nine assists at Northwestern (Feb. 2)
 - His 92 assists are the most by a freshman since Trey Burke (156; 2011-12)
 - Sixth freshman to surpass 50-plus assists in a season (since 2009-10)
 - Trey Burke (156, 2011-12)
 - >> Dug McDaniel (92; 2022-23)
 - Darius Morris (84; 2009-10)
 - Tim Hardaway, Jr. (59; 2010-11)
 - Derrick Walton, Jr. (53; 2013-14)
 - Nik Stauskas (52; 2012-13)
- Second on U-M with 27 steals (1.1 spg)
 - One of two Wolverines in double digits for steals (Kobe Bufkin, 32)
 - Had a career-best three steals, two times
 - at Minnesota and Maryland (Jan. 1)
- Averaging 27.5 minutes per game
 - Off the bench (14.6 mpg; 8 games: 117 minutes)
 - As starter (34.2 mpg; 17 games: 582 minutes)
 - Posted 15 games with 30-plus minutes; with one 40-plus
 - Played in a career-best 43 minutes in OT at Iowa (Jan. 12)

Prep Highlights

- Class of 2022 (Top 100): No. 59 (ESPN), No. 78 (247 Sports) and No. 94 (Rivals)
- VISAA Division I All-State first team (2022), second team (2019)
- WCAC Player of the Year (2022) and All-WCAC first team (2019, '22)
- Washington Post All-Met first team (2022), third team (2019), HM (2020)
- DMV Elite All-Northern Virginia Player of the Year (2022), second team (2020)
- As a senior (2021-22), averaged 17.6 points, 4.8 rebounds, 4.2 assists and 1.8 steals
 - 31-5 record, 12-2 (t-1st), WCAC Tournament title, ACIT runner-up and VISAA DI State title, defeating St. Stephens/St. Agnes (56-52) in title game



Wolverine: Player Bios

CAPTAIN



#1 hunter DICKINSON

» Junior | Center | 7-1 | 260
 » Alexandria, Virginia | DeMatha Catholic High School
 » College of Literature, Science & Arts | Media & Communications
 » Born on November 25, 2000 in Alexandria, Virginia
 » Twitter: @H_Dickinson24
 » Instagram: @hunter.dickinson1

Games / Starts	85 / 80
Points	1,436 (26th)
1,000+ Points	57th
20+ Points	29
30+ Points	3
Rebounds	690 (17th)
500+ Rebounds	46th
10+ Rebounds	27
15+ Rebounds	5
Double-Doubles	25 (t-11th)
Blocks	131 (10th)

Statistics	G	S	MIN	Avg	FG	FGA	FG%	3FG	3FGA	3FG%	FT	FTA	FT%	OFF	DEF	REB	FL	AST	TO	BLK	STL	PTS	PPG	RPG	APG	W	L
2020-21	28	23	727	26.0	156	261	59.8%	0	4	0.0%	82	111	73.9%	61	145	206	71	25	64	40	9	394	14.1	7.4	0.9	23	5
2021-22	32	32	1031	32.2	240	426	56.3%	21	64	32.8%	93	116	80.2%	75	199	274	87	73	65	49	15	594	18.6	8.6	2.3	19	15
2022-23	25	25	772	30.9	171	304	56.3%	15	37	40.5%	91	125	72.8%	59	151	210	47	34	49	42	15	448	17.9	8.4	1.4	14	1
Career	85	80	2530	29.8	567	991	57.2%	36	105	34.3%	266	352	75.6%	195	495	690	205	132	178	131	39	1436	16.9	8.1	1.6	56	21

Season & Career Bests	2022-23	Game	Career	Game	Stat Facts
Points	32	Maryland (1/1/2023)	33	Michigan State (3/1/2022)	Games 85
Rebounds	15	Northwestern (1/15/2023)	15 (5x)	last: Northwestern (1/15/2023)	Starts 80
Assists	5	vs. Pitt (11/16/2022)	7	at Iowa (2/17/2022)	10+ Points 74
Steals	2 (2x)	last: Indiana (2/11/2023)	3 (2x)	last: Purdue (2/10/2022)	20+ Points 29
Blocks	5	Virginia (11/29/2022)	5 (2x)	last: Virginia (11/29/2022)	30+ Points 3
Field Goals	13 (2x)	last: Maryland (1/1/2023)	13 (3x)	last: Maryland (1/1/2023)	5+ Rebounds 76
Field Goal Attempts	22	vs. Kentucky (12/4/2022)	22	vs. Kentucky (12/4/2022)	10+ Rebounds 27
3-Point Field Goals	3	Purdue (1/26/2023)	4	Purdue (2/10/2022)	15+ Rebounds 5
3-Point Field Goal Attempts	7	Purdue (1/26/2023)	7	Purdue (1/26/2023)	4+ Assists 10
Free Throws	9	Minnesota (1/22/2023)	9 (2x)	last: Minnesota (1/22/2023)	4+ Blocks 9
Free Throw Attempts	10	Central Michigan (12/29/2022)	10 (3x)	last: Central Michigan (12/29/2020)	3+ Steals 2
Minutes	38	at Iowa (1/12/2023)	39 (2x)	last: Rutgers (2/23/2022)	Double-Doubles 25

Who is Hunter Dickinson ...

- A 7-1 left-handed shooter, with ability and an array of inside shots using both hands
- Outspoken leader, and captain, of the Wolverines
- Mentally tough player with a high, savvy basketball IQ
- Patient post player, who reads and reacts to the defense, or double (triple) team
- Strong passing skills with great court vision and getting teammates involved
- Continues to improve mid-range and three-point shooting

Michigan Career (2021-22-present)

- One of three U-M captains (Jace Howard and Terrance Williams II)
- Led U-M to the Big Ten regular season title (2021) -- 15th in program history
- Led U-M to two trips to the NCAA Tournament (2021, '22)
 - Helped U-M to No. 1 seed in 2021 (third time in program history)
 - Helped U-M advance to the NCAA Sweet 16 (2021, '22)
 - Helped U-M advance to the NCAA Elite Eight (2021)
 - The 2020 tournament was cancelled due to covid-19 pandemic

Career Notables

- Played in 85 games, with 80 starts
 - Missed just two career games (both due to illness)
 - at Illinois (Jan. 14, 2022; covid after-effects), at Ohio State (March 6, 2022; flu)
- Scored 1,436 career points (16.9 ppg); 26th all-time
 - 27th Wolverine with 1,400 career points
 - 57th Wolverine & 19th junior to surpass 1,000 career points
- Grabbed 690 career rebounds (8.1 rpg); 17th all-time
 - 30th Wolverine with 600 career rebounds
 - 46th Wolverine to surpass 500 career rebounds
 - Three straight 200-plus rebound seasons; 12th Wolverine to accomplish
 - First Wolverine in 20 years to accomplish feat (LaVell Blanchard (2000-03)
 - > 2020-21 (206: 61 off, 145 def; 7.4 rpg)
 - > 2021-22 (274: 75 off, 199 def; 8.6 rpg)
 - > 2022-23 (210: 59 off, 159 def; 8.4 rpg)
- Has 25 career double-doubles, t-11th all-time (C.J. Kupec)
- Has 131 blocks; ranking 10th
 - Ninth Wolverine with 100 career blocks
 - Three straight 40-plus block seasons; 3rd Wolverine to accomplish (Tarpley & C. Sims)
 - > 2020-21 (40; 1.43 bpg)
 - > 2021-22 (49; 1.53 bpg)
 - > 2022-23 (42; 1.67 bpg)
- 5th Wolverine with 1,000 points/500 rebound/100 blocks
- 31st Wolverine with 1,000 points/500 rebounds
- 31st Wolverine with 500-plus field goals (567)
- 48th Wolverine with 200-plus field goals in a season: 2021-22 (240)
- 59th Wolverine to score 500-plus points in a season: 2021-22 (594)

Career Honors & Awards

- All-America, consensus second team (2021)
 - Associated Press, NABC, Sporting News, USA Today and USBWA
- All-Big Ten, first team (2021; Media)
- All-Big Ten, second team (2021, '22; Coaches & 2022; Media)
- Big Ten Freshman of the Year (2021; Coaches & Media)
- Big Ten All-Freshman Team (2021)
- 2x, Preseason All-Big Ten (2021-22, 2022-23)
- 3x, Big Ten Player of the Week
- 7x, Big Ten Freshman of the Week; tied U-M record of Trey Burke (7; 2011-12)
- Academic All-Big Ten (2022)
- CoSIDA Academic All-District, first team (2022)
- 2x, NABC All-District 7, second team (2021, '22)
- 2x, USBWA All-District V Team (2021, '22)
- Associated Press Big Ten Newcomer of the Year (2021)
- NCAA Tournament All-East Region Team (2021)

Junior (2022-23)

- Midseason Team: Wooden Award, Oscar Robinson Trophy & Naismith Trophy
- Top 10 finalist for Basketball Hall of Fame's Kareem Abdul-Jabbar Award (Top Center)
- 2x Big Ten Player of the Week
- Preseason All-American
 - Second Team: Blue Ribbon, The Almanac, Sporting News & Third Team: Lindy's
- Preseason All-Big Ten First Team: Blue Ribbon, The Almanac, Lindy's
- Started all 25 games; one of three Wolverines to do so (Williams II, Bufkin)
- Leads U-M in points (17.9) and rebounds (8.4)
 - Leads U-M in both categories for a third straight season
 - Scored in double figures in 22 games
 - Has nine 20-plus point games; with two 30-plus
 - Scored a season-best 32 points vs. Maryland (Jan. 1); 13-for-16 FGs
 - Scored 31 points vs. Eastern Michigan (Nov. 11); 13-for-17 FGs
- Posted nine games with 10-plus rebounds
 - Tied a career-best with 15 rebounds against Northwestern (Jan. 15)
- Posted eight double-doubles
- Leads U-M with 42 blocks (1.7 bpg)
 - Posted seven games with 3-plus blocks
 - Had a career-best-tying five blocks against Virginia (Nov. 29)
- Averaging 30.9 minutes per game
 - Posted 15 games with 30-plus minutes
 - Played a season-best 38 minutes at Iowa in OT (Jan. 12)

M

Wolverine: Player Bios



#2

kobe BUFKIN

» Sophomore | Guard | 6-4 | 195
» Grand Rapids, Michigan | Grand Rapids Christian High School
» College of Literature, Science & Arts | Undecided
» Born on September 21, 2003 in Grand Rapids, Michigan
» Twitter: @kb33zy_04
» Instagram: @kobeb.4

Statistics	G	S	MIN	Avg	FG	FGA	FG%	3FG	3FGA	3FG%	FT	FTA	FT%	OFF	DEF	REB	FL	AST	TO	BLK	STL	PTS	PPG	RPG	APG	W	L
2021-22	28	0	298	10.6	30	79	38.0%	8	36	22.2%	17	22	77.3%	9	23	32	24	8	15	3	11	85	3.0	1.1	0.3	19	15
2022-23	24	24	771	32.1	113	243	46.5%	23	78	29.5%	45	55	81.8%	19	84	103	54	74	39	17	32	294	12.3	4.3	3.1	14	10
Career	52	24	1069	20.6	143	322	44.4%	31	114	27.2%	62	77	80.5%	28	107	135	78	82	54	20	43	379	7.3	2.6	1.6	33	25

Season & Career Bests	2022-23	Game	Career	Game	Stat Facts
Points	22 (2x)	last: vs. North Carolina (12/21/2022)	22 (2x)	last: vs. North Carolina (12/21/2022)	Games 53
Rebounds	12	at Northwestern (2/2/2023)	12	at Northwestern (2/2/2023)	Starts 25
Assists	8	at Northwestern (2/2/2023)	8	at Northwestern (2/2/2023)	10+ Points 17
Steals	3 (4x)	last: at Michigan State (1/7/2023)	3 (4x)	last: at Michigan State (1/7/2023)	20+ Points 3
Blocks	3	Jackson State (11/23/2022)	3	Jackson State (11/23/2022)	5+ Rebounds 8
Field Goals	9	Northwestern (1/15/2023)	9	Northwestern (1/15/2023)	10+ Rebounds 1
Field Goal Attempts	15	Purdue (1/26/2023)	15	Purdue (1/26/2023)	3+ Assists 14
3-Point Field Goals	4	Lipscomb (12/17/2022)	4	Lipscomb (12/17/2022)	5+ Assists 5
3-Point Field Goal Attempts	7	Ohio (11/20/2022)	6	Ohio (11/20/2022)	3+ Blocks 1
Free Throws	7	at Michigan State (1/7/2023)	7	at Michigan State (1/7/2023)	3+ Steals 4
Free Throw Attempts	8	at Michigan State (1/7/2023)	8	at Michigan State (1/7/2023)	Double-Doubles 1
Minutes	39	at Iowa (1/12/2023)	39	at Iowa (1/12/2023)	

Who is Kobe Bufkin ...
• A crafty, lefty guard with great length and athleticism to get to the basket
• Versatile shooter with deep range
• Often praised for his basketball IQ and passion for the sport
• Family are lifelong Michigan Fans
• Named after the late Kobe Bryant; brother, Isaiah, is named after Isaiah Thomas

Michigan Career (2022-present)
• Played in 53 career games, with 24 starts
 • All 25 starts have come as a sophomore
• Helped U-M advance to the 2022 NCAA Sweet 16
 • Fifth consecutive trip for the Wolverines
• Big Ten Freshman of the Week (Dec. 20, 2022)

Sophomore (2022-23)
• Started all 25 games; one of three Wolverines to do so (Dickinson, Williams II)
• Third on U-M with 12.3 points per game
 • Posted 17 double figure scoring games; with three 20-plus
 • Scored a career-best 22 points, two times (back-to-back games)
 • Lipscomb (Dec. 17) and vs. North Carolina (Dec. 21; Jumpman Invitational)
• Averaging 4.2 rebounds
 • Posted eight games with 5-plus rebounds; with one 10-plus
 • Grabbed a career-best 12 rebounds at Northwestern (Feb. 2)
• Recorded first career double-double (PT-REB)
 • 15 points, 12 rebounds: at Northwestern
 • Nearly recorded U-M's seventh triple-double (8 assists)
• Second on U-M with 74 assists (3.0 apg)
 • Posted nine games with 4-plus assists
 • Had a career-best eight assists at Northwestern
• Third on U-M with 18 blocks
 • Had a career-best three blocks against Jackson State (Nov. 23)
• Leads U-M with 33 steals (1.3 spg)
 • One of two Wolverines in double digits for steals (Dug McDaniel, 27)
 • Had a career-best three steals, four times
 • vs. EMU (Nov. 11), at Minnesota (Dec. 8), Maryland (Jan. 1), at MSU (Jan. 7)
• Averaging 32.3 minutes per game
 • Posted 19 games with 30-plus minutes
 • Had a career-best 39 minutes at Iowa



Wolverine: Player Bios



#3 jaelin LLEWELLYN

Out for Season (Left Knee)

» Graduate Student | Guard | 6-2 | 190
 » Mississauga, Ontario | Virginia Episcopal School | Princeton
 » U-M's School of Social Work | Masters in Social Work
 » Born on May 13, 1999 in Mississauga, Ontario
 » Twitter: @13jaelin
 » Instagram: @jaeliinn

Statistics	G	S	MIN	Avg	FG	FGA	FG%	3FG	3FGA	3FG%	FT	FTA	FT%	OFF	DEF	REB	FL	AST	TO	BLK	STL	PTS	PPG	RPG	APG	W	L
2018-19*	21	21	693	33.0	83	250	33.2%	24	95	25.3%	22	38	57.9%	12	52	64	34	55	37	4	12	212	10.1	3.0	2.6	16	56
2019-20*	27	27	901	33.4	140	358	39.1%	48	156	30.8%	85	109	78.0%	21	90	111	38	62	49	7	27	413	15.3	4.1	2.3	14	13
2020-21*^	0	0	0	0.0	0	0	0.0%	0	0	0.0%	0	0	0.0%	0	0	0	0	0	0	0	0	0	0.0	0.0	0.0	0	0
2021-22*	28	28	910	32.5	168	376	44.7%	64	166	38.6%	39	56	69.6%	29	86	115	44	73	50	4	20	439	15.7	4.1	2.6	23	7
2022-23	8	8	212	26.5	17	55	30.9%	5	27	18.5%	17	25	68.0%	3	23	26	14	22	9	1	5	56	7.0	3.3	2.8	14	11
Career	84	84	2716	32.3	408	1039	39.3%	141	444	31.8%	163	228	71.5%	65	251	316	130	212	145	16	64	1120	13.3	3.8	2.5	56	87

* played at Princeton; ^ Ivy League cancelled the season due to covid-19 pandemic

Season & Career Bests	2022-23	Game	Career	Game	Stat Facts
Points	12	vs. Eastern Michigan (11/11/2022)	30	Cornell (3/7/2020)	Games 84
Rebounds	5	vs. Eastern Michigan (11/11/2022)	14	at Penn (1/4/2020)	Starts 84
Assists	4 (2x)	last: vs. Kentucky (12/4/2022)	8	vs. Iona (12/15/2018)	10+ Points 58
Steals	1 (5x)	last: vs. Kentucky (12/4/2022)	4	at San Francisco (11/9/2019)	20+ Points 16
Blocks	1	Purdue Fort Wayne (11/7/2022)	2 (2x)	last: Monmouth (12/10/2019)	30+ Points 1
Field Goals	4	vs. Pitt (11/16/2022)	10 (4x)	last: at Penn (3/5/2022)	5+ Rebounds 23
Field Goal Attempts	11	Ohio (11/20/2022)	21 (2x)	last: vs. Minnesota (11/14/2021)	10+ Rebounds 1
3-Point Field Goals	2 (2x)	last: Virginia (11/29/2022)	6	Yale (1/29/2022)	5+ Assists 12
3-Point Field Goal Attempts	6	Ohio (11/20/2022)	12 (2x)	last: Yale (1/29/2022)	3+ Steals 3
Free Throws	8	vs. Eastern Michigan (11/11/2022)	10	at Columbia (2/9/2020)	40+ Minutes 6
Free Throw Attempts	12	vs. Eastern Michigan (11/11/2022)	12	vs. Eastern Michigan (11/11/2022)	Double-Doubles 1
Minutes	33	Ohio (11/20/2022)	44	vs. Iona (12/17/2019)	

Who is Jaelin Llewellyn ...

- Sharp field goal and three-point shooter
- Scoring guard who quick first step and shifty play around the basket
- Play-making guard, who finds ways to get his teammates the ball
- Isn't afraid to draw contact

Career Statistics

- Played and started all 84 career games
 - Junior season (2020-21) was cancelled by Ivy League due to covid-19
 - Missed nine career games
 - First seven games of freshman season (2018-19)
 - Two due to injury during senior season (2021-22)
- 1,120 points: Michigan (56; 7.0 ppg) | Princeton (1,064; 14.0 ppg)
- 316 rebounds: Michigan (26; 3.3 rpg) | Princeton (290; 3.8 rpg)
- 212 assists: Michigan (22; 2.8 apg) | Princeton (190; 2.5 apg)
- 141 three-pointers: Michigan (5) | Princeton (136)

Princeton Career (2019-20-21-22)

- Played four seasons at Princeton (76 games)
- All-Ivy League, first team (2022) and second team (2020)
- Ivy League Player of the Week (Nov. 15, 2021, Jan. 6, 2020)
- NABC Second Team All-District (2022)
- Asheville Championship All-Tournament Team (2021)
- Member of 1,000-Point Club
 - Ranks 27th (tie) all-time with 1,064 career points
- Ranks 13th (tie) for career three-point field goals (136)
- Ranks 15th for three-point field goals in a season (64; 2021-22)

Graduate Student (2022-23 | Michigan)

- Took advantage of the NCAA's one-time eligibility rule in response covid-19
- Started eight games before injuring ended his season
 - Injured left knee (ACL) vs. Kentucky (Dec. 4; London Showcase)
 - Had successful surgery on Jan. 4th at U-M Hospital (Dr. James Carpenter)
- Averaged 7.0 points per game
 - Posted two games of 10-plus points
 - Scored a season-best 12 points vs. Eastern Michigan (Nov. 11)
- Posted 2+ assists in all eight games
 - Had a season-best four assists, two times
 - Jackson State (Nov. 23) and vs. Kentucky

M

Wolverine: Player Bios



#4

ian BURNS

» Sophomore | Guard | 6-6 | 205
» Winnetka, Illinois | New Trier High School
» Stephen M. Ross School of Business | Business
» Born on May 10, 2003 in Chicago, Illinois
» Twitter: @_ianburns
» Instagram: @ianburnss

Statistics	G	S	MIN	Avg	FG	FGA	FG%	3FG	3FGA	3FG%	FT	FTA	FT%	OFF	DEF	REB	FL	AST	TO	BLK	STL	PTS	PPG	RPG	APG	W	L
2021-22	2	0	3	1.5	0	1	0.0%	0	1	0.0%	0	0	0.0%	0	0	0	0	1	0	0	0	0	0.0	0.0	0.5	19	15
2022-23	3	0	7	2.3	0	1	0.0%	0	1	0.0%	0	0	0.0%	0	0	0	0	0	0	0	0	0	0.0	0.0	0.0	14	11
Career	5	0	10	2.0	0	2	0.0%	0	2	0.0%	0	0	0.0%	0	0	0	0	1	0	0	0	0	0.0	0.0	0.2	33	26

Season & Career Bests	2022-23	Game	Career	Game	Stat Facts
Points	-	-	-	-	Games 5
Rebounds	-	-	-	-	Starts 0
Assists	-	-	1	at Nebraska (12/7/2021)	10+ Points 0
Steals	-	-	-	-	20+ Points 0
Blocks	-	-	-	-	5+ Rebounds 0
Field Goals	-	-	-	-	10+ Rebounds 0
Field Goal Attempts	1	Maryland (1/1/2023)	1 (2x)	last: Maryland (1/1/2023)	3+ Assists 0
3-Point Field Goals	-	-	-	-	3+ Blocks 0
3-Point Field Goal Attempts	1	Maryland (1/1/2023)	1 (2x)	last: Maryland (1/1/2023)	3+ Steals 0
Free Throws	-	-	-	-	Double-Doubles 0
Free Throw Attempts	-	-	-	-	
Minutes	3 (2x)	last: Maryland (1/1/2023)	3 (2x)	last: Maryland (1/1/2023)	

- Who is Ian Burns ...
- Joined the program as a preferred walk-on
 - Versatile guard playing on the perimeter or on the wing
 - Continues to grow his game with ball handling skills and three-point shooting
 - Known to be an extremely hard worker on and off the court
 - Avid golfer, member of varsity team for two seasons

- Michigan Career (2022-present)
- Played in five career games; all off the bench
 - Helped U-M advance to the 2022 NCAA Sweet 16
 - Fifth consecutive trip for the Wolverines

- Sophomore (2022-23)
- Played in three games; all off the bench
 - Final minute against Purdue Fort Wayne (Nov. 7); no recorded stats
 - Final three minutes at Minnesota (Dec. 8); no recorded stats
 - Final three minutes against Maryland (Jan. 1); attempted a three-pointer



Wolverine: Player Bios

CAPTAIN



#5 terrance WILLIAMS II

» Junior | Forward | 6-7 | 230
 » Clinton, Maryland | Gonzaga College H.S.
 » School of Kinesiology | Sport Management
 » Born on December 1, 2001 in Washington, D.C.
 » Twitter: @_flyyt
 » Instagram: @_twill5

Statistics	G	S	MIN	Avg	FG	FGA	FG%	3FG	3FGA	3FG%	FT	FTA	FT%	OFF	DEF	REB	FL	AST	TO	BLK	STL	PTS	PPG	RPG	APG	W	L
2020-21	21	0	159	7.6	14	39	35.9%	1	14	7.1%	11	20	55.0%	8	38	46	17	8	9	2	4	40	1.9	2.2	0.4	23	5
2021-22	31	1	479	15.5	50	110	45.5%	20	52	38.5%	26	33	78.8%	20	53	73	42	16	15	1	4	146	4.7	2.4	0.5	19	15
2022-23	25	25	694	27.8	59	146	40.4%	17	62	27.4%	36	50	72.0%	41	112	153	45	23	21	4	8	171	6.8	6.1	0.9	14	11
Career	77	26	1332	17.3	123	295	41.7%	38	128	29.7%	73	103	70.9%	69	203	272	104	47	45	7	16	357	4.6	3.5	0.6	56	31

Season & Career Bests	2022-23	Game	Career	Game	Stat Facts
Points	18	vs. Eastern Michigan (11/11/2022)	22	at Nebraska (12/7/2021)	Games 77
Rebounds	13	at Maryland (1/19/2023)	13	at Maryland (1/19/2023)	Starts 26
Assists	2 (7x)	last: Indiana (2/11/2023)	3 (3x)	last: Southern Utah (12/18/2021)	10+ Points 10
Steals	2	vs. Pitt (11/16/2022)	2 (2x)	last: vs. Pitt (11/16/2022)	20+ Points 1
Blocks	1 (4x)	last: at Iowa (1/12/2023)	1 (7x)	last: at Iowa (1/12/2023)	5+ Rebounds 22
Field Goals	4 (5x)	last: Nebraska (2/8/2023)	9	at Nebraska (12/7/2021)	10+ Rebounds 4
Field Goal Attempts	11	Jackson State (11/23/2022)	12	at Nebraska (12/7/2021)	3+ Assists 3
3-Point Field Goals	3	vs. Eastern Michigan (11/11/2022)	3 (4x)	last: vs. Eastern Michigan (11/11/2022)	3+ Blocks 0
3-Point Field Goal Attempts	7 (2x)	last: Ohio (11/20/2022)	7 (2x)	last: Ohio (11/20/2022)	3+ Steals 0
Free Throws	7	vs. Eastern Michigan (11/11/2022)	7	vs. Eastern Michigan (11/11/2022)	Double-Doubles 1
Free Throw Attempts	9	vs. Eastern Michigan (11/11/2022)	9	vs. Eastern Michigan (11/11/2022)	
Minutes	36	Ohio (11/20/2022)	36	Ohio (11/20/2022)	

Last Name: Requests broadcasters to use "II" when appropriate

Who is Terrance Williams II ...

- Versatile "hybrid" forward who can play inside and out
- Reliable rebounder who is known for consistent defensive efforts
- Efficient shooter with post moves as well as the ability to shoot from outside
- Physically tough and not afraid of contact; has a Big Ten frame
- Played in prep league (WCAC) and AAU program (Team Takeover) as Hunter Dickinson and Dug McDaniel

Michigan Career (2021-22-present)

- Played in 77 career games; with 26 starts
 - Scored 357 points (4.6 ppg)
 - Grabbed 272 rebounds (3.5 rpg)
- One of three U-M captains (2022-23; Jace Howard and Terrance Williams II)
- Academic All-Big Ten (2022)
- Led U-M to the Big Ten regular season title (2021)
- Led U-M to two straight trips to the NCAA Tournament (2021, '22)
 - Helped U-M advance to two NCAA Sweet 16 (2021, '22)
 - Helped U-M advance to the NCAA Elite Eight (2021)

Junior (2022-23)

- Started all 25 games; one of three Wolverines to do so (Dickinson, Bufkin)
 - Had one start prior to this season
- Averaging 6.8 points per game
 - Posted five games in double figures
 - Scored a season-best 18 points vs. Eastern Michigan (Nov. 11)
- Second on U-M with 6.1 rebounds per game
 - Grabbed 153 (41 offensive, 112 defensive)
 - Total is more than first two seasons combined (119)
 - Posted 16 games with 5-plus rebounds; with four 10-plus
 - Grabbed a career-best 13 rebounds at Maryland (Jan. 19)
 - Posted three other games with 10-plus boards
 - 11 vs. Eastern Michigan played in Little Caesars Arena
 - 11 vs. North Carolina (Dec. 21) in Jumpman Invitational
 - 10 at Northwestern (Feb. 2)
- Recorded first career double-double (PT-REB)
 - 18 points, 11 rebounds: vs. Eastern Michigan
- Has made 17 three-pointers
 - Made a career-best three three-pointers vs. Eastern Michigan
- Averaging 27.8 minutes per game
 - Posted nine games with 30-plus minutes
 - Played in a career-best 37 minutes against Ohio (Nov. 20)

M

Wolverine: Player Bios



#11

isaiah BARNES

» Redshirt-Freshman | Guard | 6-7 | 200
» Chicago, Illinois | Simeon Career Academy
» College of Literature, Science & Arts | Undecided
» Born on February 10, 2003 in Chicago, Illinois
» Twitter: @Isaiahbarnes_
» Instagram: @isaiahbarnes_

Statistics	G	S	MIN	Avg	FG	FGA	FG%	3FG	3FGA	3FG%	FT	FTA	FT%	OFF	DEF	REB	FL	AST	TO	BLK	STL	PTS	PPG	RPG	APG	W	L
2021-22	2	0	5	2.5	0	0	0.0%	0	0	0.0%	0	0	0.0%	0	1	1	0	0	0	0	0	0	0.0	0.5	0.0	19	15
2022-23	15	0	91	6.1	5	16	31.3%	2	9	22.2%	4	5	80.0%	6	11	17	2	1	3	1	0	16	1.1	1.1	0.1	14	11
Career	17	0	96	5.6	5	16	31.3%	2	9	22.2%	4	5	80.0%	6	12	18	2	1	3	1	0	16	0.9	1.1	0.1	33	26

Season & Career Bests	2022-23	Game	Career	Game	Stat Facts
Points	6	vs. Kentucky (12/4/2022)	6	vs. Kentucky (12/4/2022)	Games 17
Rebounds	4	Maryland (1/1/2023)	4	Maryland (1/1/2023)	Starts 0
Assists	-	-	-	-	5+ Points 1
Steals	-	-	-	-	10+ Points 0
Blocks	1	at Michigan State (1/7/2023)	1	at Michigan State (1/7/2023)	5+ Rebounds 0
Field Goals	2	vs. Kentucky (12/4/2022)	2	vs. Kentucky (12/4/2022)	10+ Rebounds 0
Field Goal Attempts	4	Purdue (1/26/2023)	4	Purdue (1/26/2023)	3+ Assists 0
3-Point Field Goals	2	vs. Kentucky (12/4/2022)	2	vs. Kentucky (12/4/2022)	3+ Blocks 0
3-Point Field Goal Attempts	2 (2x)	last: Purdue (1/26/2023)	2 (2x)	last: Purdue (1/26/2023)	3+ Steals 0
Free Throws	3	vs. Pitt (11/16/2022)	3	vs. Pitt (11/16/2022)	Double-Doubles 0
Free Throw Attempts	4	vs. Pitt (11/16/2022)	4	vs. Pitt (11/16/2022)	
Minutes	13	at Michigan State (1/7/2023)	13	at Michigan State (1/7/2023)	

Who is Isaiah Barnes ...

- Strong work ethic at practice and dedication to improving all areas of his game
- Known for handling the ball on the perimeter, playing downhill, attacking the basket
- A high-flyer for the Wolverines with an array of dunks
- Versatile shooter with developing range
- Brother, Daniel, played at Eastern Michigan (2009) before transferring to Illinois-Chicago (2011-12-13)

Michigan Career (2022-present)

- Played in 17 career games; all off the bench
- Granted redshirt for freshman seasons
 - Played two games in 2021-22; applied with NCAA for year back
- Helped U-M reach to the NCAA Sweet 16 (2022)
 - Fifth straight trip for the Wolverines

Redshirt-Freshman (2022-23)

- Played in 15 games; all off the bench
- Averaging 1.1 points
 - Scored a career-best six points vs. Kentucky (Dec. 4; London Showcase)
 - Reached career-best after making his first two career three-pointers
- Averaging 1.1 rebounds
 - Grabbed a career-best four rebounds against Maryland (Jan. 1)
- Made his first career free throws vs. Pittsburgh (Nov. 16; Legends Classic)
 - Finished the game going 3-for-4, both career-bests
- Averaging 6.1 minutes per game
 - Played in a career-best 13 minutes at Michigan State (Jan. 7)



Wolverine: Player Bios



#13 jett HOWARD

- » Freshman | Guard | 6-8 | 215
- » Miami, Florida | IMG Academy
- » College of Literature, Science & Arts | Undecided
- » Born on Sept. 14, 2003 in Chicago, Illinois
- » Twitter: @JettHoward5
- » Instagram: @jetthoward

Statistics	G	S	MIN	Avg	FG	FGA	FG%	3FG	3FGA	3FG%	FT	FTA	FT%	OFF	DEF	REB	FL	AST	TO	BLK	STL	PTS	PPG	RPG	APG	W	L
2022-23	24	24	738	30.8	118	276	42.8%	67	174	38.5%	53	66	80.3%	6	55	61	51	53	30	16	11	356	14.8	2.5	2.2	14	11
Career	24	24	738	30.8	118	276	42.8%	67	174	38.5%	53	66	80.3%	6	55	61	51	53	30	16	11	356	14.8	2.5	2.2	14	11

Season & Career Bests	2022-23	Game	Career	Game	Stat Facts
Points	34	at Iowa (1/12/2023)	34	at Iowa (1/12/2023)	Games 24
Rebounds	7	Penn State (1/4/2023)	7	Penn State (1/4/2023)	Starts 24
Assists	7	Northwestern (1/15/2023)	7	Northwestern (1/15/2023)	10+ Points 20
Steals	2	vs. North Carolina (12/21/2022)	2	vs. North Carolina (12/21/2022)	20+ Points 4
Blocks	4	Ohio (11/20/2022)	4	Ohio (11/20/2022)	30+ Points 1
Field Goals	12	at Iowa (1/12/2023)	11	at Iowa (1/12/2023)	5+ Rebounds 2
Field Goal Attempts	22	at Iowa (1/12/2023)	22	at Iowa (1/12/2023)	3+ 3FGs 11
3-Point Field Goals	7	at Iowa (1/12/2023)	7	at Iowa (1/12/2023)	5+ 3FGs 4
3-Point Field Goal Attempts	14	Nebraska (2/8/2023)	14	Nebraska (2/8/2023)	5+ Assists 3
Free Throws	4 (6x)	last: Northwestern (1/15/2023)	4 (6x)	last: Northwestern (1/15/2023)	3+ Blocks 2
Free Throw Attempts	7	at Minnesota (12/8/2022)	7	at Minnesota (12/8/2022)	3+ Steals 0
Minutes	40	at Iowa (1/12/2023)	40	at Iowa (1/12/2023)	Double-Doubles 0

Who is Jett Howard ...

- Unique combination of size, shooting and downhill scoring
- Versatility allows him to play all three perimeter positions
- Sharpshooter, who is known for making plays for others and a strong floor facilitator
- Brings strong defensive mindset
- Confident player, who relishes big games and big moments

Michigan Career

- Big Ten Freshman of the Week (Nov. 14)

Freshman (2022-23)

- Started 24 games
 - Missed lone game vs. No. 1 Purdue due to injury (left ankle)
- Second on U-M averaging 14.8 points per game
 - Posted 20 games in double figures
 - Has 12 games with 15-plus points
 - Has four games of 20-plus points and one of 30-plus
 - Scored a career-best 34 points at Iowa in OT (Jan. 12)
 - Set career-bests with 12 FGs and seven 3FGs
- Leads U-M with 67 three-pointers (2.8 per game)
 - Ranks second in the Big Ten (Penn State's Andrew Funk, 77)
 - Has at least two three-pointers in 21 of 24 games
 - Has 11 games with 3-plus three-pointers; four of 5-plus
 - Made a career-best seven three-pointers at Iowa
 - More than doubled the three-pointers than next Wolverine (Joey Baker, 31)
- Third on U-M with 53 assists (2.2 apg)
 - Has seven games with 3-plus assists; three with 5-plus
 - Had a career-best seven assists against Northwestern (Jan. 15)
- Fourth on U-M with 16 blocks
 - Had a career-best four against Ohio (Nov. 20)
- Averaging 30.7 minutes per game
 - Has 15 games with 30-plus minutes
 - Played a career-best 40 minutes in OT at Iowa

Freshman Notables


- In collegiate debut against Purdue Fort Wayne (Nov. 7); scored 21 points, with five three-pointers to become the first freshman to score 20-plus points in their debut since Jamal Crawford (21, Oakland, Nov. 19, 1999).
- In the conference road game at Iowa (Jan. 12); scored a career-best 34 points with a career-best 12-for-22 field goal line and career-best seven three-pointers (7-for-13). In the first half alone, Howard tied his career-best with 21. With 13 more in the second half, his 34 point effort helped him become:
 - First freshman to eclipse 30-plus points in eight years
 - Aubrey Dawkins: 31 against Rutgers (March 7, 2015)
 - First Wolverine to record the most points in a game in 17 years
 - Daniel Horton: 34 against Indiana (March 4, 2006)
- Recorded the highest freshman total in 31 years
 - Jalen Rose: 34 at Iowa (January 9, 1992).

Prep Highlights

- Class of 2022 (Top 100): No. 39 (247 Sports), No. 41 (ESPN), No. 42 (Rivals)
- Florida Association of Basketball Coaches (FABC) Class 4A All-State, 3rd team (2020)
- All-Broward County, second team (2019, '20)
- Broward County Fab Five -- The Next Five (2019)
- University School's Freshman of the Year (2019)
- Played two seasons at University School (Miami Fla.) before transferring to IMG Academy (Bradenton, Fla.) for his final two seasons
- As a senior (2021-22), averaged 13.5 points, 2.6 rebounds, and 2.0 assists and semifinals of the GEICO Nationals; as a junior (2020-21), averaged 9.8 points and 2.0 assists and semifinals of the GEICO Nationals
- As a sophomore (2019-20), averaged 15.6 points, 2.8 rebounds and 3.7 assists and FHSSA Class 4A regional semifinal; as a freshman (2018-19), averaged 7.0 points, 1.7 rebounds and 2.0 assists, helping the Sharks to a 27-5 record and FHSSA Class 5A State championship



Wolverine: Player Bios



#15 joey BAKER

» Graduate Student | Guard | 6-7 | 205
 » Fayetteville, N.C. | Trinity Christian | Duke
 » U-M's School of Social Work | Masters in Social Work
 » Born on September 13, 2000 in Fayetteville, North Carolina
 » Twitter: @joey_bvker
 » Instagram: @joeywbaker

Statistics	G	S	MIN	Avg	FG	FGA	FG%	3FG	3FGA	3FG%	FT	FTA	FT%	OFF	DEF	REB	FL	AST	TO	BLK	STL	PTS	PPG	RPG	APG	W	L
2018-19*	4	0	18	4.5	1	4	.250	1	2	.500	0	0	.000	2	2	4	5	0	2	1	0	3	0.8	1.0	0.0	32	6
2019-20*	27	3	338	12.5	50	122	.410	28	71	.394	11	12	.917	2	22	24	47	21	15	6	14	139	5.1	0.9	0.8	25	6
2020-21*	23	1	264	11.5	22	71	.310	16	51	.314	6	8	.750	6	21	27	24	9	18	6	8	66	2.9	1.2	0.4	13	11
2021-22*	34	0	409	12.0	51	118	.432	30	74	.405	21	27	.778	9	31	40	41	14	18	1	13	153	4.5	1.2	0.4	32	7
2022-23	25	1	383	15.3	44	105	.419	31	72	.431	14	24	.583	5	49	54	39	10	11	5	9	133	5.3	2.2	0.4	14	11
Career	113	5	1412	12.5	168	420	.400	106	270	.393	52	71	.732	24	125	149	156	54	64	19	44	494	4.4	1.3	0.5	116	41

* played at Duke

Season & Career Bests	2022-23	Game	Career	Game	Stat Facts
Points	14 (2x)	last: at Northwestern (2/2/2023)	22	Wofford (12/19/2019)	Games 113
Rebounds	5 (2x)	last: at Michigan State (1/7/2023)	5 (4x)	last: at Michigan State (1/7/2023)	Starts 5
Assists	2	Maryland (1/1/2023)	3 (3x)	last: at North Carolina (2/8/2020)	5+ Points 45
Steals	2 (3x)	last: Purdue (1/26/2023)	4	Michigan State (12/1/2020)	10+ Points 16
Blocks	2	at Minnesota (12/8/2022)	3	at Virginia Tech (1/12/2021)	20+ Points 1
Field Goals	5 (2x)	last: at Northwestern (2/2/2023)	6 (2x)	last: Wofford (12/19/2019)	3+ 3FGs 17
Field Goal Attempts	10	Purdue (1/26/2023)	11	Wofford (12/19/2019)	3+ Rebounds 19
3-Point Field Goals	4	vs. Pitt (11/16/2022)	5	Wofford (12/19/2019)	5+ Rebounds 4
3-Point Field Goal Attempts	7	Purdue (1/26/2023)	7 (3x)	last: at Wake Forest (2/17/2021)	3+ Assists 3
Free Throws	4	Maryland (1/1/2023)	7	The Citadel (11/22/2021)	3+ Steals 2
Free Throw Attempts	6	Maryland (1/1/2023)	7	The Citadel (11/22/2021)	3+ Blocks 1
Minutes	29	Purdue (1/26/2023)	32	Campbell (11/13/2021)	Double-Doubles 0

Who is Joey Baker ...

- Veteran presence who brings leadership and experience
- Provides depth at the 2, 3 or 4 positions; could become U-M's Sixth Man
- Brings a strong shooting presence with ability to create his own shot
- Excellent passer, high basketball IQ with ability to breakdown opponent's offense
- Graduate transfer from Duke, where he played four years

Career Statistics

- Played in 113 career games
 - 100th career games against Central Michigan (Dec. 29, 2022)
 - Has five career starts (4 at Duke; 1 at Michigan)
- 494 points: Michigan (133; 5.3 ppg) Duke (361; 4.1 ppg)
- 149 rebounds: Michigan (54; 2.2 rpg) Duke (95; 1.1 rpg)
- 54 assists: Michigan (10) Duke (44)
- 106 three-pointers: Michigan (31) Duke (75)

Duke Career (2019-20-21-22)

- Played four seasons (88 games) at Duke under legendary coach Mike Krzyzewski
- Compiled a 102-24 career record, with a 54-22 ACC record
- Reached the No. 1 national ranking in three of his four seasons
- ACC regular season champions (2022); ACC runner-up (2020)
- ACC Tournament champions (2019); lost in title game (2022)
- Helped Duke to two NCAA Tournament appearances (2019 & 2022)
 - 2020 NCAA postseason canceled due to covid-19
 - NCAA Elite Eight (2019); lost to Michigan State (68-67)
 - NCAA Final Four (2022); lost in national semifinal to North Carolina (81-77)
- Had 361 points (4.1 ppg), 95 rebounds (1.1 rpg), 44 assists
- Had 75 three-point field goals (37.9 percent; 75-for-198)

Graduate Student (2022-23 | Michigan)

- Taking advantage of the NCAA's one-time eligibility rule in response covid-19
- Played in all 25 games, off the bench
 - Considered one of two of U-M's Sixth Men (Tarris Reed, Jr.)
 - Started vs. No. 1 Purdue (Jan. 26); after Jett Howard (left ankle injury)
- Averaging 5.3 points
 - Posted 12 games with 5-plus points; four 10-plus
 - Scored a season-best 14 points, two times
 - vs. Pittsburgh (Nov. 16; Legends Classic) paced with four three-pointers
 - at Northwestern (Feb. 2) paced with three three-pointers
- Leads U-M shooting 43.1% on three-pointers (31-for-72)
 - Second on U-M with 31 long range baskets
- Over 70% of offense is from long range attempts (72-for-105)



Wolverine: Player Bios



#23 gregg GLENN III

» Freshman | Forward | 6-7 | 230
 » Pompano Beach, Florida | Calvary Christian Academy
 » College of Literature, Science & Arts | Undecided
 » Born on April 16, 2003 in Pompano Beach, Florida
 » Twitter: @GreggGlenn2
 » Instagram: @greggglennn

Statistics	G	S	MIN	Avg	FG	FGA	FG%	3FG	3FGA	3FG%	FT	FTA	FT%	OFF	DEF	REB	FL	AST	TO	BLK	STL	PTS	PPG	RPG	APG	W	L
2022-23	4	0	11	2.8	2	5	40.0%	0	0	0.0%	2	4	50.0%	2	4	6	3	2	0	0	3	6	1.5	1.5	0.5	14	11
Career	4	0	11	2.8	2	5	40.0%	0	0	0.0%	2	4	50.0%	2	4	6	3	2	0	0	3	6	1.5	1.5	0.5	14	11

Season & Career Bests	2022-23	Game	Career	Game	Stat Facts
Points	2 (3x)	last: Maryland (1/1/2023)	2 (3x)	last: Maryland (1/1/2023)	Games 4
Rebounds	2 (2x)	last: vs. Arizona State (11/16/2022)	2 (2x)	last: vs. Arizona State (11/16/2022)	Starts 0
Assists	1 (2x)	last: vs. Arizona State (11/16/2022)	1 (2x)	last: vs. Arizona State (11/16/2022)	10+ Points 0
Blocks	-	-	-	-	20+ Points 0
Steals	1	vs. Arizona State (11/16/2022)	1	vs. Arizona State (11/16/2022)	5+ Rebounds 0
Field Goals	2	at Minnesota (12/8/2022)	2	at Minnesota (12/8/2022)	10+ Rebounds 0
Field Goal Attempts	2	vs. Arizona State (11/16/2022)	2	vs. Arizona State (11/16/2022)	3+ Assists 0
3-Point Field Goals	-	-	-	-	3+ Blocks 0
3-Point Field Goal Attempts	-	-	-	-	3+ Steals 0
Free Throws	2	Maryland (1/1/2023)	2	Maryland (1/1/2023)	Double-Doubles 0
Free Throw Attempts	2 (2x)	last: Maryland (1/1/2023)	2 (2x)	last: Maryland (1/1/2023)	
Minutes	4	vs. Arizona State (11/16/2022)	4	vs. Arizona State (11/16/2022)	

Who is Greg Glenn III ...

- Known for his versatility, athleticism and scoring ability inside and on perimeter
- Create shots for teammates in both half-court and transition settings
- Attacks the glass and coming up with offensive put backs
- Quick hands makes him a defensive threat


Freshman (2022-23)

- Played in four games; all off the bench
 - Final minute against Purdue Fort Wayne (Nov. 7)
 - Posted two points (1-for-1 FGs), two rebounds
 - Final four minutes vs. Arizona State (Nov. 16)
 - Posted two points (1-for-2 FGs), two rebounds, an assist and a steal
 - Final three minutes at Minnesota (Dec. 8)
 - Posted two steals and a rebound
 - Final three minutes against Maryland (Jan. 1)
 - Posted two points (2-for-2 FTs) and one rebound

Prep Career

- Class of 2022: No. 90 (Rivals), No. 116 (247 Sports)
- FABC Class 4A All-State (2022; second team)
- FABC Class 3A All-State (2020, '21; third team)
- Sun Sentinel All-Broward County Player of the Year (2022)
 - All-County first team (2021, '22 and third team (2019)
- Miami Herald All-Broward County Player of the Year (2022)
 - All-County first team (2021, '22) and third team (2019)
- Four-year varsity letterwinner at Calvary Christian Academy (Fort Lauderdale, Fla.)
 - Played in 99 career games for head coach Cilk McSweeney
 - Closed with 1,303 points (13.2), 652 rebounds (6.6) and 254 assists (2.6)
 - Helped Eagles to FHSAA Class 3A State title (2021) and Class 4A title (2022)
 - As a senior (2021-22), averaged 10.5 points, 6.0 rebounds and 3.1 assists

M Wolverine: Player Bios



#24 youssef KHAYAT

» Freshman | Forward | 6-9 | 195
» Beirut, Lebanon | Limoges CSP (France)
» College of Literature, Science & Arts | Undecided
» Born on March 11, 2003 in Beirut, Lebanon
» Twitter: @youssefkhayat24
» Instagram: @youssefkhayat

Statistics	G	S	MIN	Avg	FG	FGA	FG%	3FG	3FGA	3FG%	FT	FTA	FT%	OFF	DEF	REB	FL	AST	TO	BLK	STL	PTS	PPG	RPG	APG	W	L
2022-23	7	0	37	5.3	3	10	30.0%	3	7	42.9%	0	0	0.0%	2	1	3	4	1	2	0	0	9	1.3	0.4	0.1	14	11
Career	7	0	37	5.3	3	10	30.0%	3	7	42.9%	0	0	0.0%	2	1	3	4	1	2	0	0	9	1.3	0.4	0.1	14	11

Season & Career Bests	2022-23	Game	Career	Game	Stat Facts
Points	6	at Minnesota (12/8/2022)	6	at Minnesota (12/8/2022)	Games 7
Rebounds	2	Lipscomb (12/17/2022)	2	Lipscomb (12/17/2022)	Starts 0
Assists	1	Maryland (1/1/2023)	1	Maryland (1/1/2023)	10+ Points 0
Blocks	-	-	-	-	20+ Points 0
Steals	-	-	-	-	5+ Rebounds 0
Field Goals	2	at Minnesota (12/8/2022)	2	at Minnesota (12/8/2022)	10+ Rebounds 0
Field Goal Attempts	3 (2x)	last: Lipscomb (12/17/2022)	3 (2x)	last: Lipscomb (12/17/2022)	3+ Assists 0
3-Point Field Goals	2	at Minnesota (12/8/2022)	2	at Minnesota (12/8/2022)	3+ Blocks 0
3-Point Field Goal Attempts	3	at Minnesota (12/8/2022)	3	at Minnesota (12/8/2022)	3+ Steals 0
Free Throws	-	-	-	-	Double-Doubles 0
Free Throw Attempts	-	-	-	-	
Minutes	9	at Minnesota (12/8/2022)	9	at Minnesota (12/8/2022)	

Pronunciations: you-seff | k'high-yacht

Who is Youssef Khayat ...

- At age 15 left Lebanon, with mother, for France to start playing career with Limoges
- Athletic forward with explosive and quick first step and vertical jump
- Scores majority of points by running hard and cutting to the basket
- Strong motor, constant motion off the ball
- Makes opponents pay for mistakes, with good defensive instincts
- Working on body conditioning and strength as well as overall shooting

Freshman (2022-23)

- Played in seven games; all off the bench
 - Played four minutes vs. Pittsburgh (Nov. 16; Legends Classic)
 - Played four minutes vs. Arizona State (Nov. 17; Legends Classic)
 - Posted three points on first career three-pointer
 - Played six minutes against Jackson State (Nov. 23)
 - Played career-best nine minutes at Minnesota (Dec. 8)
 - Scored a career-best six points after make career-best two three-pointers
 - Grabbed first career rebound
 - Played five minutes against Lipscomb (Dec. 17)
 - Grabbed a career-best two rebounds (both offensive)
 - Played four minutes against Maryland (Jan. 1)
 - Played four minutes at Northwestern (Feb. 2)

Limoges CSP (Club Team)

- Played with Limoges CSP (France-ProA U21) and Limoges CSP (Betclic Elite ProA)
- 2018-19: 11 games; averaged 8.8 points, 4.1 rebounds and 2.1 assists
- 2019-20: 9 games; averaged 7.6 points, 2.0 rebounds and 1.1 assists
- 2020-21: 21 games; averaged 8.2 points, 6.0 rebounds and 1.2 assists
- 2021-22: 32 games; averaged 16.8 points, 7.7 rebounds and 1.8 assists
- Career-high: 33 points vs. Strasbourg (Jan. 15, 2022) and 16 rebounds vs. Paris Basketball (May 10, 2022)

Lebanon National Team (Senior)

- 2023 FIBA World Cup
 - Lebanon stands 3-1 in Asian qualifiers
 - Averaging 7.3 points and 1.8 rebounds in 12.6 minutes off the bench
 - Shooting 66.7 percent from field (12-for-18) -- 10-for-13 2FGs and 2-for-5 3FGs
- 2022 Asia Cup (July 12-24, 2022)
 - Helped Lebanon (5-1) reach championship game (vs. Australia) and silver medal
 - Played in six games; averaged 5.3 points, 2.0 rebounds, 1.2 steals and 14.5 minute

Lebanon National Team (Youth)

- Appeared in 22 games; averaging 10.1 points, 6.7 rebounds, 1.5 assists



Wolverine: Player Bios

CAPTAIN



#25 jace HOWARD

» Junior | Guard | 6-7 | 220
 » Miami, Florida | University School
 » College of Literature, Science & Arts | General Studies
 » Born on September 19, 2001 in Chicago, Illinois
 » Twitter: @JaceHoward_
 » Instagram: @jacehoward

Statistics	G	S	MIN	Avg	FG	FGA	FG%	3FG	3FGA	3FG%	FT	FTA	FT%	OFF	DEF	REB	FL	AST	TO	BLK	STL	PTS	PPG	RPG	APG	W	L
2020-21	11	0	32	2.9	3	7	42.9%	1	2	50.0%	5	10	50.0%	0	4	4	5	0	3	0	0	12	1.1	0.4	0.0	23	5
2021-22	14	0	63	4.5	6	14	42.9%	1	7	14.3%	3	4	75.0%	4	3	7	15	3	4	2	2	16	1.1	0.5	0.2	19	15
2022-23	21	0	166	7.9	11	25	44.0%	6	12	50.0%	4	11	36.4%	6	14	20	23	4	5	0	1	32	1.5	1.0	0.2	14	11
Career	46	0	261	5.7	20	46	43.5%	6	21	28.6%	12	25	48.0%	10	21	31	43	7	12	2	3	60	1.3	0.7	0.2	56	31

Season & Career Bests	2022-23	Game	Career	Game	Stat Facts
Points	6	at Penn State (1/29/2023)	6	at Penn State (1/29/2023)	Games 45
Rebounds	3 (2x)	last: at Penn State (1/29/2023)	3 (2x)	last: at Penn State (1/29/2023)	Starts 0
Assists	1 (3x)	last: at Penn State (1/29/2023)	1 (6x)	last: at Penn State (1/29/2023)	5+ Points 2
Steals	1	at Penn State (1/29/2023)	1 (3x)	last: at Penn State (1/29/2023)	10+ Points 0
Blocks	-	-	1 (2x)	last: Rutgers (2/23/2022)	5+ Rebounds 0
Field Goals	2	at Penn State (1/29/2023)	2 (2x)	last: at Penn State (1/29/2023)	10+ Rebounds 0
Field Goal Attempts	4	at Penn State (1/29/2023)	4	at Penn State (1/29/2023)	3+ Assists 0
3-Point Field Goals	1 (6x)	last: Nebraska (2/8/2023)	1 (7x)	last: Nebraska (2/8/2023)	3+ Blocks 0
3-Point Field Goal Attempts	3	at Penn State (1/29/2023)	3 (2x)	at Penn State (1/29/2023)	3+ Steals 0
Free Throws	1 (4x)	last: at Northwestern (2/2/2023)	2 (2x)	last: at Illinois (1/14/2022)	Double-Doubles 0
Free Throw Attempts	3	at Northwestern (2/2/2023)	4	Illinois (3/2/21)	
Minutes	18	at Penn State (1/29/2023)	18	at Penn State (1/29/2023)	

Who is Jace Howard ...

- Strong and high-energy player and strong defensive skill set
- Evolving shooting abilities in his mid-range game
- One of Wolverines outspoken leaders and energy providers
- Son of U-M head coach Juwan Howard and older brother of teammate Jett
- Strong basketball IQ; grew up around the game

Michigan Career (2021-22-present)

- Played in 46 career games; all off the bench
- One of three U-M captains (2022-23; Hunter Dickinson and Terrance Williams II)
- Academic All-Big Ten Team (2022)
- Helped U-M to the Big Ten regular season title (2021); first title since 2014
- Helped U-M to two NCAA Tournament appearances (2021, '22)
 - Helped U-M advance to three NCAA Sweet 16s (2021, '22)
 - Helped U-M advance to the NCAA Elite Eight (2021)

Junior (2022-23)

- Played in 21 games; off the bench
 - Missed two games due to concussion protocols (injured in practice)
- Averaging 1.5 points
 - Six of 11 field goals have been three-pointers
 - Scored a career-best six points at Penn State (Jan. 29)
- Averaging 1.0 rebounds
 - Had a career-best three rebounds, two times
 - vs. Eastern Michigan (Nov. 11) and at Penn State
- Averaging 7.9 minutes per game
 - Played a career-best 18 minutes at Penn State

M

Wolverine: Player Bios



#32 **tarris** REED, JR.

» Freshman | Forward | 6-10 | 260
» St. Louis, Missouri | Link Year Prep Academy
» College of Literature, Science & Arts | Undecided
» Born on August 5, 2003 in Louis, Missouri
» Twitter: @TarrisReedJr
» Instagram: @thetarrisreed

Statistics	G	S	MIN	Avg	FG	FGA	FG%	3FG	3FGA	3FG%	FT	FTA	FT%	OFF	DEF	REB	FL	AST	TO	BLK	STL	PTS	PPG	RPG	APG	W	L
2022-23	25	0	283	11.3	35	62	56.5%	0	0	0.0%	14	41	34.1%	28	56	84	47	3	23	21	12	84	3.4	3.4	0.1	14	11
Career	25	0	283	11.3	35	62	56.5%	0	0	0.0%	14	41	34.1%	28	56	84	47	3	23	21	12	84	3.4	3.4	0.1	14	11

Season & Career Bests	2022-23	Game	Career	Game	Stat Facts
Points	8	Indiana (2/11/2023)	8	Indiana (2/11/2023)	Games 25
Rebounds	8	Northwestern (1/15/2023)	8	Northwestern (1/15/2023)	Starts 0
Assists	1 (3x)	last: Minnesota (1/22/2023)	1 (3x)	last: Minnesota (1/22/2023)	5+ Points 6
Steals	1 (12x)	last: Indiana (2/11/2023)	1 (12x)	last: Indiana (2/11/2023)	10+ Points 0
Blocks	3 (2x)	last: Nebraska (2/8/2023)	3 (2x)	last: Nebraska (2/8/2023)	3+ Rebounds 14
Field Goals	3 (3x)	last: Indiana (2/11/2023)	3 (3x)	last: Indiana (2/11/2023)	5+ Rebounds 7
Field Goal Attempts	6 (2x)	last: vs. North Carolina (12/21/2022)	6 (2x)	last: vs. North Carolina (12/21/2022)	3+ Assists 0
3-Point Field Goals	-	-	-	-	3+ Blocks 2
3-Point Field Goal Attempts	-	-	-	-	3+ Steals 0
Free Throws	3	vs. Arizona State (11/16/2022)	3	vs. Arizona State (11/16/2022)	Double-Doubles 0
Free Throw Attempts	6	vs. Arizona State (11/16/2022)	6	vs. Arizona State (11/16/2022)	
Minutes	21	at Iowa (1/12/2023)	21	at Iowa (1/12/2023)	

Who is Tarris Reed Jr. ...

- Physical down low and has great athleticism
- Strong rebounder, who can get out in transition
- Ability to put the ball on the floor and finish through double teams
- Can rotate between the four or five positions
- Plays the baritone saxophone in his free time
- Ran for club track teams growing up

Freshman (2022-23)

- Played in all 25 games; all off the bench
 - Considered one of two of U-M's Sixth Men (Joey Baker)
- Averaging 3.4 points
 - Posted six games with 5-plus points
 - Scored a career-best eight points vs. Indiana (Feb. 11)
- Averaging 3.4 rebounds
 - Posted 11 games with 4-plus rebounds
 - Rebounding breakdown (28 offensive; 56 defensive)
 - Had a career-best eight rebounds vs. Northwestern (Jan. 15)
- Shooting 56.5% from the field (35-for-62)
- Second on U-M with 21 blocks
 - Had a career-best three blocks, two times
 - vs. North Carolina (Dec. 21; Jordan Invitational) and Nebraska (Feb. 8)
- Averaging 11.3 minutes per game
 - Posted 17 games with 10-plus minutes
 - Played in a career-best 21 minutes at Iowa in OT (Jan 12)

- Class of 2022 (Top 100): No. 29 (Rivals), No. 31 (ESPN), No. 33 (247 Sports)
- Missouri Basketball Coaches Association (MBCA) Class 6 Player of the Year (2021)
- MBCA Class 6 All-State (2021), Class 5 All-State (2020)
- MBCA Class 6 All-District (2021), Class 5 All-District (2020)
- Metro Catholic Player of the Year (2021) and 2x, first team (2020, '21)
- St. Louis Post Dispatch All-Metro Player of Year (2021) and 2x, first team (2020, '21)
- Played his first three season at Chaminade College Prep (St. Louis, Mo.) : 73 games with 1,002 points (13.7 ppg), 604 rebounds (8.3 rpg), 115 blocks (1.6 bpg)
- Transferred to Link Year Academy (Branson, Mo.) for his final prep season
 - As a senior averaged 9.3 points, 9.2 rebounds and 1.8 blocks
 - Helped Lions to 34-2 record and runner-up finish at the GEICO Nationals

Prep Career



Wolverine: Player Bios



#34 jackson SELVALA

- » Senior | Forward | 6-7 | 215
- » New Canaan, Connecticut | Deerfield Academy
- » College of Literature, Science & Arts | Political Science
- » Born on August 27, 1999 in New York, N.Y.
- » Twitter: @J_Selvala
- » Instagram: @jselvala

Statistics	G	S	MIN	Avg	FG	FGA	FG%	3FG	3FGA	3FG%	FT	FTA	FT%	OFF	DEF	REB	FL	AST	TO	BLK	STL	PTS	PPG	RPG	APG	W	L
2022-23	4	0	7	1.8	0	1	0.0%	0	0	0.0%	0	0	0.0%	0	1	1	0	0	2	0	0	0	0.0	0.3	0.0	14	11
Career	4	0	7	1.8	0	1	0.0%	0	0	0.0%	0	0	0.0%	0	1	1	0	0	2	0	0	0	0.0	0.3	0.0	14	11

Season & Career Bests	2022-23	Game	Career	Game	Stat Facts
Points	-	-	-	-	Games 4
Rebounds	1	Purdue Fort Wayne (11/7/2022)	1	Purdue Fort Wayne (11/7/2022)	Starts 0
Assists	-	-	-	-	10+ Points 0
Steals	-	-	-	-	20+ Points 0
Blocks	-	-	-	-	5+ Rebounds 0
Field Goals	-	-	-	-	10+ Rebounds 0
Field Goal Attempts	1	Maryland (1/1/2023)	1	Maryland (1/1/2023)	3+ Assists 0
3-Point Field Goals	-	-	-	-	3+ Blocks 0
3-Point Field Goal Attempts	-	-	-	-	3+ Steals 0
Free Throws	-	-	-	-	Double-Doubles 0
Free Throw Attempts	-	-	-	-	
Minutes	3	Maryland (1/1/2023)	3	Maryland (1/1/2023)	

Who is Jackson Selvala ...

- Former team manager elevated to walk-on for senior year
- Long, fluid shooter who handles the ball well
- Tough cover in pick and pop situations
- Good passer who moves well and sees the floor
- Solid defender and rebounder
- Roommates with team managers Andrew Wolfe, Alex Assad, Zach Corsun

Michigan Career (2020-22)

- Team manager turned into a valuable member of scout team
- Member of manager basketball team which traveled to Final Four to play in national manager tournament

Senior (2022-23)

- Played in four games; all off the bench
 - Final minute against Purdue Fort Wayne (Nov. 7); grabbed one rebound
 - Final two minutes at Minnesota (Dec. 8); did not record a stat
 - Final three minutes against Maryland (Jan. 1); attempted one shot
 - Final minute against Nebraska (Feb. 8); did not record a stat

M

Wolverine: Player Bios



#42

will

TSCHETTER

» Redshirt-Freshman | Foward | 6-8 | 240
» Stewartville, Minnesota | Stewartville High School
» College of Literature, Science & Arts | Earth & Environmental Science
» Born on January 31, 2003 in Rochester, Minnesota
» Twitter: @TschetterWill42
» Instagram: @tschetterwill

Statistics	G	S	MIN	Avg	FG	FGA	FG%	3FG	3FGA	3FG%	FT	FTA	FT%	OFF	DEF	REB	FL	AST	TO	BLK	STL	PTS	PPG	RPG	APG	W	L
2021-22	0	0	0	0.0	0	0	0.0%	0	0	0.0%	0	0	0.0%	0	0	0	0	0	0	0	0	0	0.0	0.0	0.0	19	15
2022-23	18	0	149	8.3	17	29	58.6%	3	11	27.3%	8	12	66.7%	6	8	14	22	2	6	3	0	45	2.5	0.8	0.1	14	11
Career	18	0	149	8.3	17	29	58.6%	3	11	27.3%	8	12	66.7%	6	8	14	22	2	6	3	0	45	2.5	0.8	0.1	33	26

Season & Career Bests	2022-23	Game	Career	Game	Stat Facts
Points	7	at Iowa (1/12/2023)	7	at Iowa (1/12/2023)	Games 18
Rebounds	3	Central Michigan (12/29/2022)	3	Central Michigan (12/29/2022)	Starts 0
Assists	-	-	-	-	5+ Points 2
Steals	-	-	-	-	10+ Points 0
Blocks	2	Central Michigan (12/29/2022)	2	Central Michigan (12/29/2022)	3+ Rebounds 1
Field Goal Attempts	3	at Iowa (1/12/2023)	3	at Iowa (1/12/2023)	5+ Rebounds 0
Field Goal Attempts	4 (2x)	last: Maryland (1/1/2023)	4 (2x)	last: Maryland (1/1/2023)	3+ Assists 0
3-Point Field Goals	1 (3x)	last: Purdue (1/26/2023)	1 (3x)	last: Purdue (1/26/2023)	3+ Blocks 0
3-Point Field Goal Attempts	3	at Minnesota (12/8/2022)	3	at Minnesota (12/8/2022)	3+ Steals 0
Free Throws	3	Ohio (11/20/2022)	3	Ohio (11/20/2022)	Double-Doubles 0
Free Throw Attempts	4	Ohio (11/20/2022)	4	Ohio (11/20/2022)	
Minutes	17	Purdue (1/26/2023)	17	Purdue (1/26/2023)	

Pronunciation: "cheddar"

Who is Will Tschetter ...

- Versatile scorer, with developing down low post moves
- Shooting range gives him the ability to stretch the floor
- Energetic player, with constant motor
- Known for locker room and bench presence; natural leader
- Reshirted his freshman year to work over strength and games
- Family owns and runs a dairy farm in Minnesota

Michigan Career (2022-present)

- Helped U-M advance to the 2022 NCAA Sweet 16
 - Fifth consecutive trip for the Wolverines

Sophomore (2022-23)

- Played in 18 games; off the bench
- Averaging 2.5 points per game
 - Scored a career-best seven points at Iowa (Jan. 12)
- Had a career-best three rebounds against Central Michigan (Dec. 29)
 - Posted four additional games of two rebounds
- Had a career-best two blocks against Central Michigan
- Playing 8.3 minutes per game
 - Posted eight games with 10-plus minutes
 - Played in a career-best 17 minutes against No. 1 Purdue (Jan. 26)

Freshman (2021-22)

- Redshirted the season and worked with Jon Sanderson on his overall strength and conditioning; major part of U-M's scout team



Wolverine: Player Bios



#45 cooper SMITH

- » Sophomore | Guard | 6-1 | 175
- » Saline, Michigan | Hacket Catholic Prep
- » College of Literature, Science & Arts | Education
- » Born on July 12, 1999 in Ann Arbor, Michigan
- » Twitter: @coooooopersmith_
- » Instagram: @coooooopersmith_

Statistics	G	S	MIN	Avg	FG	FGA	FG%	3FG	3FGA	3FG%	FT	FTA	FT%	OFF	DEF	REB	FL	AST	TO	BLK	STL	PTS	PPG	RPG	APG	W	L
2022-23	4	0	8	2.0	0	1	0.0%	0	0	0.0%	0	0	0.0%	0	1	1	1	1	0	0	0	0	0.0	0.3	0.3	14	11
Career	4	0	8	2.0	0	1	0.0%	0	0	0.0%	0	0	0.0%	0	1	1	1	1	0	0	0	0	0.0	0.3	0.3	14	11

Season & Career Bests	2022-23	Game	Career	Game	Stat Facts
Points	-	-	-	-	Games 4
Rebounds	1	Maryland (1/1/2023)	1	Maryland (1/1/2023)	Starts 0
Assists	1	at Penn State (1/29/2023)	1	at Penn State (1/29/2023)	10+ Points 0
Steals	-	-	-	-	20+ Points 0
Blocks	-	-	-	-	5+ Rebounds 0
Field Goals	-	-	-	-	10+ Rebounds 0
Field Goal Attempts	1	Purdue Fort Wayne (11/7/2022)	1	Purdue Fort Wayne (11/7/2022)	3+ Assists 0
3-Point Field Goals	-	-	-	-	3+ Blocks 0
3-Point Field Goal Attempts	-	-	-	-	3+ Steals 0
Free Throws	-	-	-	-	Double-Doubles 0
Free Throw Attempts	-	-	-	-	
Minutes	3	Maryland (1/1/2023)	3	Maryland (1/1/2023)	

Who is Cooper Smith ...

- Returning to basketball following back surgery (2021)
- High basketball IQ, grew up around the game
- Well-rounded guard with ability to pull-up or downhill drive
- Son of U-M's Director of Player Personnel Jay Smith
- Continues to work on overall strength as well as back rehabilitation

Prior to Michigan (2019-22)

- Played for father, Jay Smith, at Kalamazoo College (2018-19)
 - Missed season due to back injury
- Spent two years off from college before enrolling at Michigan in 2021, continues maintenance back rehab

Sophomore (2022-23)

- Joined the Wolverines as a walk-on
- Played in four games; all off the bench
 - Final minute against Purdue Fort Wayne (Nov. 7); did not record a stat
 - Final three minutes against Maryland (Jan. 1); grabbed first career rebound
 - Final two minutes at Penn State (Jan. 29); dished first career assist
 - Final minute against Nebraska (Feb. 8); did not record a stat

M

2022-23 Schedule

Overall	14-11	Big Ten	8-6
Home	10-4	Home	6-2
Road	2-4	Road	2-4
Neutral	2-3	Neutral	0-0

Exhibition					Michigan			Opponent		
Date	Opponent	W/L	Score	Crowd	Scoring	Rebounds	Assists	Scoring	Rebounds	Assists
N4	Ferris State (Exh.)	W	88-75	11,190	J. Howard (30)	J. Llewellyn (6)	D. McDaniel (6)	S. Oraegbu (16)	V. Grazulis (7)	two with (2)
Regular Season					Michigan	Michigan	Michigan	Opponent	Opponent	Opponent
Date	Opponent	W/L	Score	Crowd	Scoring	Rebounds	Assists	Scoring	Rebounds	Assists
N7	PURDUE FORT WAYNE	W	75-56	11,107	H. Dickinson (22)	H. Dickinson (12)	J. Howard (5)	Q. Morton-Robertson (15)	B. Planutis (12)	D. Chong Qui (4)
N11	vs. Eastern Michigan (1)	W	88-83	14,204	H. Dickinson (31)	T. Williams II (11)	D. McDaniel (5)	E. Bates (30)	N. Farrakhan (6)	T. Acuff (4)
N16	vs. Pittsburgh (2)	W	91-60	5,778	J. Howard (17)	two with (7)	D. McDaniel (8)	J. Burton (14)	B. Hinson (6)	N. Cummings (5)
N17	vs. Arizona State (2)	L	87-62	5,677	H. Dickinson (14)	H. Dickinson (5)	K. Bufkin (3)	D. Cambridge, Jr. (20)	W. Washington (8)	F. Collins (5)
N20	OHIO	W	70-66 ot	12,068	H. Dickinson (24)	H. Dickinson (14)	two with (4)	D. Wilson (21)	two with (9)	J. Hunter (5)
N23	JACKSON STATE	W	78-68	10,244	J. Howard (19)	H. Dickinson (12)	two with (4)	G. Watson (19)	T. Young (10)	K. Evans (5)
N29	[3/3] VIRGINIA (3)	L	70-68	12,707^	H. Dickinson (23)	two with (7)	four with (2)	R. Beekman (18)	J. Gardner (11)	R. Beekman (5)
D4	vs. [19/18] Kentucky (4)	L	73-69	8,242	H. Dickinson (23)	H. Dickinson (9)	J. Llewellyn (4)	two with (14)	O. Tshiebwe (14)	S. Wheeler (7)
D8	at Minnesota+	W	90-75	10,004	H. Dickinson (19)	T. Williams II (8)	D. McDaniel (7)	T. Cooper (16)	four with (5)	T. Cooper (5)
D17	LIPSCOMB	W	83-75	12,470	K. Bufkin (22)	D. McDaniel (8)	J. Howard (4)	W. Pruitt (27)	three with (5)	A. Asadullah (6)
D21	vs. North Carolina (5)	L	80-76	19,246	K. Bufkin (22)	T. Williams II (11)	D. McDaniel (5)	A. Bacot (26)	L. Black (10)	R.J. Davis (5)
D29	CENTRAL MICHIGAN	L	63-61	12,707^	K. Bufkin (16)	H. Dickinson (6)	D. McDaniel (4)	J. Zarzuela (19)	M. Harding (9)	J. Zarzuela (5)
J1	[rv/21] MARYLAND+	W	81-46	12,176	H. Dickinson (32)	H. Dickinson (12)	J. Howard (5)	H. Hart (8)	two with (5)	D. Carey (4)
J4	PENN STATE+	W	79-69	12,707^	H. Dickinson (17)	T. Williams II (9)	K. Bufkin (5)	J. Pickett (26)	J. Pickett (9)	J. Pickett (4)
J7	at Michigan State+	L	59-53	14,797	H. Dickinson (18)	H. Dickinson (7)	D. McDaniel (4)	two with (15)	J. Hauser (10)	A.J. Hoggard (6)
J12	at Iowa+	L	93-84 ot	11,498	J. Howard (34)	H. Dickinson (13)	two with (7)	K. Murray (27)	F. Rebraca (12)	J. Dix (5)
J15	NORTHWESTERN+	W	85-78	12,009	K. Bufkin (20)	H. Dickinson (15)	J. Howard (7)	B. Buie (22)	three with (5)	B. Buie (5)
J19	at Maryland+	L	64-58	12,656	H. Dickinson (19)	T. Williams II (13)	D. McDaniel (7)	J. Young (26)	J. Reese (9)	D. Scott (3)
J22	MINNESOTA+	W	60-56	12,092	H. Dickinson (23)	H. Dickinson (9)	D. McDaniel (3)	T. Cooper (15)	T. Cooper (10)	three with (3)
J26	[1/1] PURDUE+	L	75-70	12,707^	H. Dickinson (21)	H. Dickinson (7)	H. Dickinson (4)	Z. Edey (19)	Z. Edey (9)	two with (2)
J29	at Penn State+	L	83-61	12,047	J. Howard (21)	two with (6)	two with (3)	J. Pickett (25)	J. Pickett (8)	J. Pickett (8)
F2	at [rv/rv] Northwestern+	W	68-51	6,234	H. Dickinson (19)	K. Bufkin (12)	D. McDaniel (9)	B. Buie (23)	M. Nicholson (7)	B. Buie (8)
F5	OHIO STATE+	W	77-69	12,707^	H. Dickinson (26)	H. Dickinson (11)	K. Bufkin (5)	B. Thornton (22)	B. Sensabaugh (9)	two with (2)
F8	NEBRASKA+	W	93-72	11,889	J. Howard (22)	H. Dickinson (10)	K. Bufkin (5)	K. Tominaga (24)	D. Walker (7)	D. Walker (8)
F11	[18/18] INDIANA+	L	62-61	12,707	H. Dickinson (16)	H. Dickinson (7)	Three with (2)	T. Jackson-Davis (28)	T. Jackson-Davis (11)	J. Hood-Schifino (5)
F14	at Wisconsin+									
F18	MICHIGAN STATE+									
F23	at Rutgers+									
F26	WISCONSIN+									
M3	at Illinois+									
M5	at Indiana+									
Big Ten Tournament					Michigan	Michigan	Michigan	Opponent	Opponent	Opponent
Date	Opponent	W/L	Score	Crowd	Scoring	Rebounds	Assists	Scoring	Rebounds	Assists
M9	First Round									
M10	Second Round									
M11	Quarterfinal									
M12	Semifinal									
M13	Championship									
NCAA Tournament					Michigan	Michigan	Michigan	Opponent	Opponent	Opponent
Date	Opponent	W/L	Score	Crowd	Scoring	Rebounds	Assists	Scoring	Rebounds	Assists
M	First Round									
M	Second Round									
M	Sweet 16									
M	Elite Eight									
A1	Final Four									
A3	Championship									

2022-23 Overall Attendance			
Site	Games	Total	Average
Home	14	170,297	12,164
Away	6	67,236	11,206
Neutral	5	53,137	10,627
Totals	25	290,670	11,627

2022-23 Big Ten Attendance			
Site	Games	Total	Average
Home	8	98,994	12,374
Away	6	67,236	11,206
Neutral	0	0	0
Totals	14	166,230	11,874

2022-23 | Schedule Legend

+ Big Ten game

(1) Played in Detroit, Mich. (Little Caesars Arena)

(2) Legends Classic; Brooklyn, N.Y. (Barclays Center)

(3) ACC/Big Ten Challenge, Ann Arbor, Mich. (Crisler Center)

(4) London Showcase, London, England (O2 Arena)

(5) Jumpman Invitational, Charlotte, N.C. (Spectrum Center)

Regular Season	TP	FG-FGA	PCT.	3F-3PA	PCT.	FT-FTA	PCT.	O-D	REB	F	DQ	A	TO	ST	BL	1st	2nd	OT	TO	PNT	2ND	FB	BN	
N7	[22/22] MICHIGAN (W)	75	30-64	.469	9-29	.310	6-9	.667	4-34	38	12	0	17	8	7	8	40	35	0	16	36	10	11	20
	PURDUE FORT WAYNE	56	21-71	.296	9-38	.237	5-7	.714	15-29	44	14	0	11	14	2	2	28	28	0	2	20	12	2	9
N11	[22/22] MICHIGAN (W)	88	29-60	.483	5-21	.238	25-40	.625	10-31	41	21	1	15	11	8	5	42	46	0	15	42	13	14	9
	vs. Eastern Michigan	83	29-64	.453	5-15	.333	20-27	.741	8-28	36	28	2	9	11	7	2	45	38	0	11	30	9	10	12
N16	[20/21] MICHIGAN (W)	91	35-60	.583	9-20	.450	12-18	.667	7-29	36	16	1	21	6	5	3	38	53	0	11	38	6	10	34
	vs. Pittsburgh	60	21-50	.420	6-20	.300	12-20	.600	7-23	30	15	0	11	13	4	3	32	28	0	5	18	5	5	8
N17	[20/21] MICHIGAN (L)	62	21-62	.339	4-22	.182	16-24	.667	14-17	31	13	0	10	8	6	0	28	34	0	15	32	16	4	22
	vs. Arizona State	87	32-53	.604	11-19	.579	12-14	.857	6-29	35	19	0	11	12	6	6	46	41	0	7	32	4	5	33
N20	[20/21] MICHIGAN (W-OT)	70	24-63	.381	10-32	.313	12-20	.600	12-34	46	10	0	12	11	3	7	33	30	7	2	20	10	6	5
	OHIO	66	27-77	.351	7-28	.250	5-11	.455	19-30	49	19	0	14	8	6	2	31	32	3	11	34	13	11	13
N23	[rv/rv] MICHIGAN (W)	78	25-59	.424	12-30	.400	16-19	.842	6-32	38	10	0	12	11	3	13	37	41	0	14	20	5	10	20
	JACKSON STATE	68	27-73	.370	8-29	.276	6-7	.857	15-29	44	18	1	16	11	8	2	27	41	0	9	28	9	9	10
N29	[rv/rv] MICHIGAN (L)	68	26-49	.531	8-19	.421	8-10	.800	5-24	29	16	0	10	12	3	9	45	23	0	8	24	9	2	5
	[3/3] VIRGINIA	70	27-53	.509	4-8	.500	12-19	.632	6-19	25	15	1	12	7	7	0	34	36	0	12	44	2	0	10
D4	[rv/rv] MICHIGAN (L)	69	25-64	.391	8-20	.400	11-17	.647	7-26	33	19	1	12	7	5	4	36	33	0	13	32	6	8	12
	vs. [19/18] Kentucky	73	27-58	.466	9-15	.600	10-20	.500	12-34	46	14	0	17	14	3	3	37	36	0	10	28	12	11	10
D8	MICHIGAN (W)	90	33-63	.524	10-18	.556	14-22	.636	8-25	33	19	0	18	9	11	5	47	43	0	17	34	12	8	23
	at Minnesota+	75	27-55	.491	6-15	.400	15-24	.625	9-27	36	17	0	17	16	5	5	31	44	0	10	40	11	11	20
D17	MICHIGAN (W)	83	31-62	.500	7-19	.368	14-23	.609	11-27	38	10	0	9	10	4	1	49	34	0	13	34	6	5	9
	LIPSCOMB	75	28-67	.418	9-30	.300	10-11	.909	12-24	36	17	0	14	12	4	1	41	34	0	13	28	16	2	38
D21	MICHIGAN (L)	76	26-62	.419	9-23	.391	15-21	.714	10-28	38	22	2	9	10	6	5	34	42	0	16	30	9	9	13
	vs. North Carolina	80	29-58	.500	7-20	.350	15-27	.556	8-32	40	19	0	13	12	6	1	41	39	0	7	40	9	19	5
D29	MICHIGAN (L)	61	20-57	.351	6-22	.273	15-21	.714	11-21	32	14	0	10	9	5	2	28	33	0	15	20	9	12	8
	CENTRAL MICHIGAN	63	26-64	.406	6-29	.207	5-6	.833	17-27	44	20	0	6	14	3	4	27	36	0	6	28	23	2	27
J1	MICHIGAN (W)	81	28-56	.500	3-11	.273	22-29	.759	9-40	49	11	0	15	13	6	4	44	37	0	18	42	10	14	19
	[rv/rv] MARYLAND+	46	18-68	.265	5-25	.200	5-9	.556	9-21	30	24	2	7	13	6	3	13	30	0	7	22	12	3	24
J4	MICHIGAN (W)	79	27-58	.466	8-19	.421	17-25	.680	7-30	37	16	0	11	3	4	2	42	37	0	15	28	10	5	14
	PENN STATE+	69	26-58	.448	9-28	.321	8-11	.727	5-30	35	20	1	6	8	2	2	34	35	0	2	26	4	5	10
J7	MICHIGAN (L)	53	19-55	.345	3-20	.150	12-16	.750	5-29	34	18	0	8	10	5	4	18	35	0	6	28	5	8	7
	at [rv/rv] Michigan State+	59	21-56	.375	6-19	.316	11-13	.846	7-31	38	19	0	12	12	2	1	27	32	0	7	20	9	12	15
J12	MICHIGAN (L-OT)	84	33-67	.493	14-31	.452	4-6	.667	10-27	37	18	1	18	13	4	5	43	36	5	9	18	14	2	12
	at [-rv] Iowa+	93	32-71	.451	12-30	.400	17-22	.773	14-26	40	13	0	18	6	4	6	40	39	14	20	32	10	11	42
J15	MICHIGAN (W)	85	29-56	.518	10-22	.455	17-24	.708	11-30	41	17	0	18	18	5	4	37	48	0	3	30	7	2	17
	[rv/rv] NORTHWESTERN+	78	27-64	.422	6-23	.261	18-24	.750	9-20	29	19	0	13	8	11	1	39	39	0	14	40	6	16	16
J19	MICHIGAN (L)	58	23-55	.418	8-28	.286	4-8	.500	13-23	36	18	0	10	12	2	5	32	26	0	7	22	13	2	11
	at Maryland+	64	24-58	.414	3-15	.200	13-17	.765	15-20	35	12	0	7	6	7	2	34	30	0	9	42	13	14	10
J22	MICHIGAN (W)	60	22-60	.367	2-14	.143	14-18	.778	10-27	37	14	0	8	10	7	3	23	37	0	23	28	13	2	10
	MINNESOTA+	56	23-57	.404	6-23	.261	4-7	.571	6-30	36	18	0	11	15	3	3	23	33	0	4	26	2	2	7
J26	MICHIGAN (L)	70	26-59	.441	9-25	.360	9-14	.643	7-19	26	17	0	9	6	5	3	35	35	0	17	30	11	2	9
	[1/1] PURDUE+	75	27-50	.540	5-12	.417	16-20	.800	6-28	34	16	0	7	12	3	3	41	34	0	9	40	9	6	23
J29	MICHIGAN (L)	61	25-59	.424	6-22	.273	5-8	.625	7-20	27	8	0	14	8	4	3	32	29	0	7	22	9	4	15
	at Penn State+	83	31-57	.544	13-30	.433	8-10	.800	7-29	36	9	0	20	9	7	1	49	34	0	11	28	8	7	7
F2	MICHIGAN (W)	68	24-48	.414	7-20	.350	13-16	.813	14-27	41	14	0	21	7	6	3	26	42	0	11	26	8	8	17
	at [rv/rv] Northwestern+	51	21-56	.375	3-19	.158	6-10	.600	11-22	33	14	0	14	9	5	5	25	26	0	5	30	8	13	10
F5	MICHIGAN (W)	77	28-57	.491	8-23	.348	13-18	.822	7-27	34	14	0	11	9	2	3	41	36	0	2	30	8	0	8
	OHIO STATE+	69	26-64	.406	5-16	.313	12-17	.706	11-25	36	16	1	6	6	4	2	36	33	0	10	22	8	4	20
F8	MICHIGAN (W)	93	34-59	.576	14-26	.538	11-13	.846	6-29	35	19	0	16	13	1	5	46	47	0	12	26	9	10	18
	NEBRASKA+	72	28-58	.483	7-20	.350	9-17	.529	5-18	23	13	0	15	8	4	1	34	38	0	16	42	5	7	19
F11	MICHIGAN (L)	61	23-54	.426	5-20	.250	10-13	.769	5-26	31	16	0	8	11	7	6	37	24	0	11	36	8	3	10
	[18/18] INDIANA+	62	23-53	.434	2-6	.333	14-18	.778	7-26	33	16	0	12	13	3	4	33	29	0	13	36	2	4	2
F14	MICHIGAN																							
	at Wisconsin+																							
F18	MICHIGAN																							
	MICHIGAN STATE+																							
F23	MICHIGAN																							
	at Rutgers+																							
F26	MICHIGAN																							
	WISCONSIN+																							
M3	MICHIGAN																							
	at Illinois+																							
M5	MICHIGAN																							
	at Indiana+																							
Big Ten Tournament		TP	FG-FGA	PCT.	3F-3PA	PCT.	FT-FTA	PCT.	O-D	REB	F	DQ	A	TO	BL	ST	1st	2nd	OT	PNT	TO	2ND	FB	BN
M9	MICHIGAN																							
	First Round																							
M10	MICHIGAN																							
	Second Round																							
M11	MICHIGAN																							
	Quarterfinal																							
M12	MICHIGAN																							
	Semifinal																							
M13	MICHIGAN																							
	Championship																							
NCAA Tournament		TP	FG-FGA	PCT.	3F-3PA	PCT.	FT-FTA	PCT.</																

M

Wolverines: Game-by-Game

		McDANIEL (#0)	DICKINSON (#1)	BUFKIN (#2)	LLEWELLYN (#3)	BURNS (#4)	WILLIAMS II (#5)	BARNES (#11)	JETT HOWARD (#13)
N7	PURDUE FORT WAYNE	2-2-0	22-12-1	8-2-3	2-3-3	0-0-0	2-6-2	DNP-CD	21-2-5
N11	vs. Eastern Michigan	0-1-5	31-7-0	9-5-0	12-5-3	DNP-CD	18-11-2	2-2-0	9-3-4
N16	vs. Pittsburgh	8-5-8	11-7-5	14-2-4	8-3-2	DNP-CD	7-7-0	3-0-0	17-2-0
N17	vs. Arizona State	7-2-2	14-5-0	5-3-3	5-4-2	DNP-CD	4-4-0	0-1-0	12-1-1
N20	OHIO	2-2-0	24-14-1	9-7-4	10-2-2	DNP-CD	9-8-1	0-2-0	13-2-4
N23	JACKSON STATE	9-3-1	9-12-0	10-6-4	9-4-4	DNP-CD	11-5-1	DNP-CD	19-2-1
N29	[3/3] VIRGINIA	0-1-0	23-7-2	11-4-2	6-1-2	DNP-CD	8-7-1	DNP-CD	15-3-2
D4	vs. [19/18] Kentucky	5-1-1	23-9-1	11-2-3	4-4-4	DNP-CD	3-4-1	6-1-0	16-4-1
D8	at Minnesota+	15-2-7	19-4-2	15-2-4	OUT-INJ	0-0-0	4-8-1	0-0-0	14-3-3
D17	LIPSCOMB	7-8-3	15-7-0	22-4-1	OUT-INJ	DNP-CD	11-6-0	0-1-1	19-2-4
D21	vs. North Carolina	7-2-5	9-8-0	22-3-1	OUT-INJ	DNP-CD	8-11-1	DNP-CD	17-3-2
D29	CENTRAL MICHIGAN	10-2-4	13-6-1	16-4-2	OUT-INJ	DNP-CD	2-5-1	0-2-0	12-2-2
J1	[rv/21] MARYLAND+	8-2-2	32-12-2	5-3-3	OUT-INJ	0-0-0	11-5-0	3-4-0	6-6-5
J4	[-/rv] PENN STATE+	12-4-4	17-6-0	14-6-5	OUT-INJ	DNP-CD	8-9-0	0-0-0	14-7-2
J7	at [rv/rv] Michigan State+	0-4-4	18-7-0	15-2-1	OUT-INJ	DNP-CD	3-4-1	0-2-0	10-3-2
J12	at [-/rv] Iowa+	12-6-7	12-13-2	9-3-7	OUT-INJ	DNP-INJ	5-4-2	DNP-CD	34-1-0
J15	[rv/rv] NORTHWESTERN+	17-2-5	10-15-3	20-4-3	OUT-INJ	DNP-INJ	5-3-0	DNP-CD	16-3-7
J19	at Maryland+	4-2-7	19-10-0	2-0-1	OUT-INJ	DNP-INJ	9-13-2	0-0-0	13-3-0
J22	MINNESOTA+	10-8-3	23-9-0	12-4-1	OUT-INJ	DNP-INJ	5-3-0	0-0-0	0-0-2
J26	[1/1] PURDUE+	11-2-0	21-7-4	16-4-2	OUT-INJ	DNP-INJ	4-2-0	2-2-0	DNP-INJ
J29	at Penn State+	4-2-3	6-2-3	8-6-2	OUT-INJ	OUT-INJ	7-6-2	0-0-0	21-0-1
F2	at [rv/rv] Northwestern+	2-4-9	19-3-2	15-12-8	OUT-INJ	OUT-INJ	7-10-1	DNP-CD	8-4-1
F5	OHIO STATE+	8-4-3	26-11-2	13-8-5	OUT-INJ	DNP-CD	6-4-0	DNP-CD	16-2-1
F8	NEBRASKA+	14-0-4	16-10-2	13-7-5	OUT-INJ	DNP-CD	10-5-2	DNP-ILL	22-1-1
F11	[18/18] INDIANA+	5-5-2	16-7-1	14-1-0	OUT-INJ	DNP-CD	4-3-2	DNP-CD	12-2-2
F14	at Wisconsin+								
F18	MICHIGAN STATE+								
F23	at Rutgers+								
F26	WISCONSIN+								
M3	at Illinois+								
M5	at Indiana+								
M9	First Round								
M10	Second Round								
M11	Quarterfinal								
M12	Semifinal								
M13	Championship								

		BAKER (#15)	GLENN III (#23)	KHAYAT (#24)	JACE HOWARD (#25)	REED JR. (#32)	SELVALA (#34)	TSCHETTER (#42)	SMITH (#45)
N7	PURDUE FORT WAYNE	9-3-1	2-2-1	DNP-CD	4-2-0	1-1-1	0-1-0	2-0-0	0-0-0
N11	vs. Eastern Michigan	0-0-0	DNP-CD	DNP-CD	2-3-1	4-1-0	DNP-CD	DNP-CD	DNP-CD
N16	vs. Pittsburgh	14-1-1	DNP-CD	0-0-0	3-2-0	4-4-1	DNP-CD	2-0-0	DNP-CD
N17	vs. Arizona State	2-3-1	2-2-1	3-0-0	1-1-0	5-4-0	DNP-CD	2-0-0	DNP-CD
N20	OHIO	0-3-0	DNP-CD	DNP-CD	DNP-CD	0-2-0	DNP-CD	3-0-0	DNP-CD
N23	JACKSON STATE	6-4-1	DNP-CD	0-0-0	3-0-0	2-2-0	DNP-CD	DNP-CD	DNP-CD
N29	[3/3] VIRGINIA	3-3-0	DNP-CD	DNP-CD	0-0-1	2-2-0	DNP-CD	DNP-CD	DNP-CD
D4	vs. [19/18] Kentucky	0-1-1	DNP-CD	DNP-CD	0-0-0	1-3-0	DNP-CD	0-1-1	DNP-CD
D8	at Minnesota+	3-1-1	0-1-0	6-1-0	2-1-0	6-6-0	0-0-0	6-2-0	DNP-CD
D17	LIPSCOMB	2-1-0	DNP-CD	0-2-0	3-1-0	4-4-0	DNP-CD	DNP-CD	DNP-CD
D21	vs. North Carolina	9-3-0	DNP-CD	DNP-CD	0-0-0	4-7-0	DNP-CD	0-0-0	DNP-CD
D29	CENTRAL MICHIGAN	3-1-0	DNP-CD	DNP-CD-ILL	2-1-0	2-3-0	DNP-CD	1-3-0	DNP-CD
J1	[rv/21] MARYLAND+	7-5-2	2-1-0	0-0-1	0-0-0	4-3-0	0-0-0	3-2-0	0-1-0
J4	[-/rv] PENN STATE+	9-0-0	DNP-CD	DNP-CD	0-2-0	5-1-0	DNP-CD	DNP-CD	DNP-CD
J7	at [rv/rv] Michigan State+	0-5-0	DNP-CD	DNP-CD	0-1-0	5-1-0	DNP-CD	2-0-0	DNP-CD
J12	at [-/rv] Iowa+	3-0-0	DNP-CD	DNP-INJ	DNP-CD	2-7-0	DNP-CD	7-0-0	DNP-CD
J15	[rv/rv] NORTHWESTERN+	7-1-0	DNP-CD	DNP-INJ	0-0-0	6-8-0	DNP-CD	4-2-0	DNP-CD
J19	at Maryland+	5-0-0	DNP-CD	DNP-INJ	DNP-INJ	4-3-0	DNP-CD	2-2-0	DNP-CD
J22	MINNESOTA+	2-3-1	DNP-CD	DNP-INJ	DNP-INJ	4-5-1	DNP-CD	4-5-1	DNP-CD
J26	[1/1] PURDUE+	11-2-0	DNP-CD	DNP-CD	2-0-0	2-1-0	DNP-CD	3-1-0	DNP-CD
J29	at Penn State+	2-3-1	DNP-CD	DNP-CD	6-3-1	3-4-0	DNP-CD	4-0-0	0-0-1
F2	at [rv/rv] Northwestern+	14-3-0	DNP-CD	0-0-0	1-1-0	2-1-0	DNP-CD	DNP-ILL	DNP-CD
F5	OHIO STATE+	8-3-0	DNP-CD	DNP-CD	0-0-0	0-1-0	DNP-CD	DNP-CD	DNP-CD
F8	NEBRASKA+	11-2-0	DNP-CD	DCP-CD	3-0-1	4-5-0	0-0-0	0-1-1	0-0-0
F11	[18/18] INDIANA+	2-3-0	DNP-CD	DNP-CD	0-2-0	8-5-0	DNP-CD	0-1-1	DNP-CD
F14	at Wisconsin+								
F18	MICHIGAN STATE+								
F23	at Rutgers+								
F26	WISCONSIN+								
M3	at Illinois+								
M5	at Indiana+								
M9	First Round								
M10	Second Round								
M11	Quarterfinal								
M12	Semifinal								
M13	Championship								



Wolverines: Season Breakdowns

LEADER: SCORING		Yr.	G	'18-19	'19-20	'20-21	'21-22	'22-23	Total	5+ ASSISTS		Yr.	G	'18-19	'19-20	'20-21	'21-22	'22-23	Career
Hunter Dickinson		Jr.	85	-	-	9	19	16	44	Jaelin Llewellyn		GS	84	3	3	0	6	0	12
Jett Howard		Fr.	24	-	-	-	-	5	5	Dug McDaniel		Fr.	25	-	-	-	-	8	8
Kobe Bufkin		So.	53	-	-	-	0	4	4	Kobe Bufkin		So.	53	-	-	-	0	5	5
Terrance Williams II		Jr.	77	-	-	0	1	0	1	Hunter Dickinson		Jr.	85	-	-	0	2	1	3
										Jett Howard		Fr.	24	-	-	-	-	3	3
LEADER: REBOUND		Yr.	G	'18-19	'19-20	'20-21	'21-22	'22-23	Total	10+ ASSISTS		Yr.	G	'18-19	'19-20	'20-21	'21-22	'22-23	Career
Hunter Dickinson		Jr.	85	-	-	16	19	17	52	none									
Terrance Williams II		Jr.	77	-	-	0	1	8	9										
Kobe Bufkin		So.	53	-	-	-	0	3	3										
Dug McDaniel		Fr.	25	-	-	-	-	1	1	3+ STEALS		Yr.	G	'18-19	'19-20	'20-21	'21-22	'22-23	Career
										Kobe Bufkin		So.	53	-	-	-	0	4	4
LEADER: ASSISTS		Yr.	G	'18-19	'19-20	'20-21	'21-22	'22-23	Total	Jaelin Llewellyn		GS	84	-	1	0	2	0	3
Dug McDaniel		Fr.	25	-	-	-	-	12	12	Joey Baker		GS	113	0	0	1	1	0	2
Kobe Bufkin		So.	53	-	-	-	0	8	8	Hunter Dickinson		Jr.	85	-	-	0	2	0	2
Jett Howard		Fr.	24	-	-	-	-	7	7	Dug McDaniel		Fr.	25	-	-	-	-	2	2
Hunter Dickinson		Jr.	85	-	-	0	3	3	6										
Jaelin Llewellyn		GS	84	0	0	0	0	3	3	5+ STEALS		Yr.	G	'18-19	'19-20	'20-21	'21-22	'22-23	Career
Terrance Williams II		Jr.	77	-	-	0	0	1	1	none									
LEADER: STEALS		Yr.	G	'18-19	'19-20	'20-21	'21-22	'22-23	Total	3+ BLOCKS		Yr.	G	'18-19	'19-20	'20-21	'21-22	'22-23	Career
Hunter Dickinson		Jr.	85	-	-	3	7	8	18	Hunter Dickinson		Jr.	85	-	-	6	6	7	19
Kobe Bufkin		So.	53	-	-	-	2	16	18	Tarris Reed, Jr.		Fr.	25	-	-	-	-	2	2
Dug McDaniel		Fr.	25	-	-	-	-	9	9	Jett Howard		Fr.	24	-	-	-	-	2	2
Tarris Reed, Jr.		Fr.	25	-	-	-	-	4	4	Kobe Bufkin		So.	53	-	-	-	0	1	1
Jett Howard		Fr.	24	-	-	-	-	4	4										
Joey Baker		GS	113	0	0	0	0	3	3	5+ BLOCKS		Yr.	G	'18-19	'19-20	'20-21	'21-22	'22-23	Career
Terrance Williams II		Jr.	77	-	-	0	0	3	3	Hunter Dickinson		Jr.	85	-	-	1	0	1	2
Jaelin Llewellyn		GS	84	0	0	0	0	1	1										
LEADER: BLOCKS		Yr.	G	'18-19	'19-20	'20-21	'21-22	'22-23	Total	5+ FIELD GOALS		Yr.	G	'18-19	'19-20	'20-21	'21-22	'22-23	Career
Hunter Dickinson		Jr.	85	-	-	16	19	16	51	Hunter Dickinson		Jr.	85	-	-	18	27	20	65
Jaelin Llewellyn		GS	84	-	-	-	4	6	6	Jaelin Llewellyn		GS	84	8	16	0	21	0	45
Kobe Bufkin		So.	53	-	-	-	2	4	6	Kobe Bufkin		So.	53	-	-	-	0	13	13
Tarris Reed, Jr.		Fr.	25	-	-	-	-	5	5	Jett Howard		Fr.	24	-	-	-	-	13	13
Terrance Williams II		Jr.	77	-	-	0	1	2	3	Joey Baker		GS	113	0	3	0	0	2	5
Jett Howard		Fr.	24	-	-	-	-	3	3	Dug McDaniel		Fr.	25	-	-	-	-	5	5
Joey Baker		GS	113	0	0	0	0	2	2	Terrance Williams II		Jr.	77	-	-	0	3	0	3
Will Tschetter		R-So.	18	-	-	-	RS	2	2										
Jace Howard		Jr.	46	-	-	0	1	0	1	10+ FIELD GOALS		Yr.	G	'18-19	'19-20	'20-21	'21-22	'22-23	Career
Dug McDaniel		Fr.	25	-	-	-	-	1	1	Hunter Dickinson		Jr.	85	-	-	2	8	4	14
Isaiah Barnes		So.	17	-	-	-	0	1	1	Jaelin Llewellyn		GS	84	1	0	0	3	0	4
										Jett Howard		Fr.	24	-	-	-	-	1	1
10+ POINTS		Yr.	G	'18-19	'19-20	'20-21	'21-22	'22-23	Career	3+ THREE-POINTERS		Yr.	G	'18-19	'19-20	'20-21	'21-22	'22-23	Career
Hunter Dickinson		Jr.	85	-	-	23	29	22	74	Jaelin Llewellyn		GS	84	1	9	0	11	0	21
Jaelin Llewellyn		GS	84	10	22	0	24	2	58	Joey Baker		GS	113	0	4	1	5	6	16
Jett Howard		Fr.	24	-	-	-	-	20	20	Jett Howard		Fr.	24	-	-	-	-	11	11
Kobe Bufkin		So.	53	-	-	-	2	17	19	Hunter Dickinson		Jr.	85	-	-	0	4	2	6
Joey Baker		GS	113	0	4	2	6	4	16	Terrance Williams II		Jr.	77	-	-	0	3	1	4
Terrance Williams II		Jr.	77	-	-	1	4	5	10	Dug McDaniel		Fr.	25	-	-	-	-	2	2
Dug McDaniel		Fr.	25	-	-	-	-	7	7	Kobe Bufkin		So.	53	-	-	-	0	1	1
20+ POINTS		Yr.	G	'18-19	'19-20	'20-21	'21-22	'22-23	Career	5+ THREE-POINTERS		Yr.	G	'18-19	'19-20	'20-21	'21-22	'22-23	Career
Hunter Dickinson		Jr.	85	-	-	5	15	9	29	Jett Howard		Fr.	24	-	-	-	-	4	4
Jaelin Llewellyn		GS	84	1	7	0	8	0	16	Jaelin Llewellyn		GS	84	0	2	0	1	0	3
Jett Howard		Fr.	24	-	-	-	-	4	4	Joey Baker		GS	113	0	1	0	0	0	1
Kobe Bufkin		So.	53	-	-	-	0	3	3										
Joey Baker		GS	113	0	1	0	0	0	1	5+ FREE THROWS		Yr.	G	'18-19	'19-20	'20-21	'21-22	'22-23	Career
Terrance Williams II		Jr.	77	-	-	0	1	0	1	Hunter Dickinson		Jr.	85	-	-	4	7	9	20
										Jaelin Llewellyn		GS	84	0	7	0	1	2	10
										Terrance Williams II		Jr.	77	-	-	0	0	3	3
										Joey Baker		GS	113	0	1	0	1	0	2
										Kobe Bufkin		So.	53	-	-	-	0	2	2
30+ POINTS		Yr.	G	'18-19	'19-20	'20-21	'21-22	'22-23	Career	10+ FREE THROWS		Yr.	G	'18-19	'19-20	'20-21	'21-22	'22-23	Career
Hunter Dickinson		Jr.	85	-	-	0	1	2	3	Jaelin Llewellyn		GS	84	0	1	0	0	0	1
Jaelin Llewellyn		GS	84	0	1	0	0	0	1										
Jett Howard		Fr.	24	-	-	-	-	1	1										
7+ REBOUNDS		Yr.	G	'18-19	'19-20	'20-21	'21-22	'22-23	Career	DOUBLE (CAREER)		Yr.	G	'18-19	'19-20	'20-21	'21-22	'22-23	Career
Hunter Dickinson		Jr.	85	-	-	18	22	19	59	Hunter Dickinson		Jr.	85	-	-	6	11	8	25
Terrance Williams II		Jr.	77	-	-	0	1	9	10	Jaelin Llewellyn		GS	84	0	1	0	0	0	1
Jaelin Llewellyn		GS	84	1	3	0	4	1	9	Terrance Williams II		Jr.	77	-	-	0	0	1	1
Kobe Bufkin		So.	53	-	-	-	0	4	4	Kobe Bufkin		So.	53	-	-	-	0	1	1
Tarris Reed, Jr.		Fr.	25	-	-	-	-	3	3										
Dug McDaniel		Fr.	25	-	-	-	-	2	2										
Jett Howard		Fr.	24	-	-	-	-	1	1	DOUBLE (PT-REB)		Yr.	G	'18-19	'19-20	'20-21	'21-22	'22-23	Career
										Hunter Dickinson		Jr.	85	-	-	6	11	8	25
10+ REBOUNDS		Yr.	G	'18-19	'19-20	'20-21	'21-22	'22-23	Career	Jaelin Llewellyn		GS	84	0	1	0	0	0	1
Hunter Dickinson		Jr.	85	-	-	6	12	9	27	Terrance Williams II		Jr.	77	-	-	0	0	1	1
Terrance Williams II		Jr.	77	-	-	0	0	4	4	Kobe Bufkin		So.	53	-	-	-	0	1	1
Jaelin Llewellyn		GS	84	0	1	0	0	0	1										
Kobe Bufkin		So.	53	-	-	-	0	1	1										

M

Michigan: Game Statistics

TIME ON THE FLOOR						INSIDE THE GAME			TOTAL		GAME	
PLAYER	YEAR	CAREER GAMES	CONSEC GAMES	CAREER STARTS	CONSEC STARTS	U-M's Largest Victory	35	Maryland (1/1/2023)				
Joey Baker (Duke)	GS	113	25	5	0	U-M's Smallest Victory	4 (2x)	last: Minnesota (1/22/2023)	U-M's Largest Defeat	-25	vs. Arizona State (11/16/2022)	
Hunter Dickinson	Jr.	85	28	80	29	U-M's Smallest Defeat	-1	Indiana (2/11/2023)	Largest U-M Lead in a game won	38	Maryland (1/1/2023)	
Jaelin Llewellyn (Princeton)	GS	84	0	84	0	Largest U-M Lead in a game lost	11 (2x)	last: Indiana (2/11/2023)	Largest Opt lead in a game won	10	Minnesota (1/22/2023)	
Terrance Williams II	Jr.	77	33	26	25	Largest Opt lead in a game lost	32 (2x)	last: at Penn State (1/29/2023)	Most Lead Changes	17	vs. Eastern Michigan (11/11/2022)	
Kobe Bufkin	So.	53	25	25	25	Most Ties In a Game	11	vs. Eastern Michigan (11/11/2022)	Games Led Start to Finish	2	last: Ohio State (2/5/2023)	
Jace Howard	Jr.	46	6	0	0	Games Trained Start to Finish	1	vs. Arizona State (11/16/2022)				
Dug McDaniel	Fr.	25	25	16	16							
Tarris Reed, Jr.	Fr.	25	25	0	0							
Jett Howard	Fr.	24	5	24	5							
Will Tschetter	R-Fr.	18	2	0	0							
Isaiah Barnes	So.	17	0	0	0							
Youssef Khayat	Fr.	7	0	0	0							
Ian Burns	So.	5	0	0	0							
Gregg Glenn III	Fr.	4	0	0	0							
Jackson Selvala	Sr.	3	0	0	0							
Cooper Smith	So.	3	0	0	0							
TOTALS		589	174	260	100							

MICHIGAN STARTING FIVE

U-M Starting Five [1] --> Llewellyn, Bufkin, Jett Howard, Williams II, Dickinson5-3

U-M Starting Five [2] --> McDaniel, Bufkin, Jett Howard, Williams II, Dickinson9-7

U-M Starting Five [3] --> McDaniel, Bufkin, Baker, Williams II, Dickinson0-1

Date	Regular Season	starter	starter	starter	starter	starter
N7	PURDUE FT WAYNE (W)	Llewellyn	Bufkin	Jett Howard	Williams II	Dickinson
N11	vs. Eastern Michigan (W)	Llewellyn	Bufkin	Jett Howard	Williams II	Dickinson
N16	vs. Pittsburgh (W)	Llewellyn	Bufkin	Jett Howard	Williams II	Dickinson
N17	vs. Arizona State (L)	Llewellyn	Bufkin	Jett Howard	Williams II	Dickinson
N20	OHIO (W ot)	Llewellyn	Bufkin	Jett Howard	Williams II	Dickinson
N23	JACKSON STATE (W)	Llewellyn	Bufkin	Jett Howard	Williams II	Dickinson
N29	[3/3] VIRGINIA (L)	Llewellyn	Bufkin	Jett Howard	Williams II	Dickinson
D4	vs. [19/18] Kentucky (L)	Llewellyn	Bufkin	Jett Howard	Williams II	Dickinson
D8	at Minnesota (W)	McDaniel	Bufkin	Jett Howard	Williams II	Dickinson
D17	LIPSCOMB (W)	McDaniel	Bufkin	Jett Howard	Williams II	Dickinson
D21	vs. North Carolina (L)	McDaniel	Bufkin	Jett Howard	Williams II	Dickinson
D29	CENTRAL MICHIGAN (L)	McDaniel	Bufkin	Jett Howard	Williams II	Dickinson
J1	[rv/21] MARYLAND (W)	McDaniel	Bufkin	Jett Howard	Williams II	Dickinson
J4	PENN STATE (W)	McDaniel	Bufkin	Jett Howard	Williams II	Dickinson
J7	at Michigan State (L)	McDaniel	Bufkin	Jett Howard	Williams II	Dickinson
J12	at Iowa (L ot)	McDaniel	Bufkin	Jett Howard	Williams II	Dickinson
J15	NORTHWESTERN (W)	McDaniel	Bufkin	Jett Howard	Williams II	Dickinson
J19	at Maryland (L)	McDaniel	Bufkin	Jett Howard	Williams II	Dickinson
J22	MINNESOTA (W)	McDaniel	Bufkin	Jett Howard	Williams II	Dickinson
J26	[1/1] PURDUE (L)	McDaniel	Bufkin	Baker	Williams II	Dickinson
J29	at Penn State	McDaniel	Bufkin	Jett Howard	Williams II	Dickinson
F2	at [rv/rv] N'western (W)	McDaniel	Bufkin	Jett Howard	Williams II	Dickinson
F5	OHIO STATE (W)	McDaniel	Bufkin	Jett Howard	Williams II	Dickinson
F8	NEBRASKA (W)	McDaniel	Bufkin	Jett Howard	Williams II	Dickinson
F11	[18/18] INDIANA (L)	McDaniel	Bufkin	Jett Howard	Williams II	Dickinson
F14	at Wisconsin					
F18	MICHIGAN STATE					
F23	at Rutgers					
F26	WISCONSIN					
M3	at Illinois					
M5	at Indiana					

Date	Big Ten Tournament	starter	starter	starter	starter	starter
M9	First Round					
M10	Second Round					
M11	Quarterfinal					
M12	Semifinal					
M13	Championship					

Date	NCAA Tournament	starter	starter	starter	starter	starter
M	First Round					
M	Second Round					
M	Sweet 16					
M	Elite Eight					
A1	Final Four					
A3	Championship					

MICHIGAN	TOTAL	GAME
Most Points	93	Nebraska (2/8/2023)
Fewest Points	53	at Michigan State (1/7/2023)
Most First Half Points	49	Lipscomb (12/17/2022)
Fewest First Half Points	18	at Michigan State (1/7/2023)
Most Second Half Points	53	vs. Pittsburgh (11/16/2022)
Fewest Second Half Points	23	Virginia (11/29/2022)
Most Overtime Points	7	Ohio (11/20/2022)
Fewest Overtime Points	5	at Iowa (1/12/2023)
Most Field Goals	35	vs. Pittsburgh (11/16/2022)
Fewest Field Goals	19	at Michigan State (1/7/2023)
Most Field Goal Attempts	67	at Iowa (1/12/2023)
Fewest Field Goal Attempts	49	Virginia (11/29/2022)
Most 3-Point Field Goals	14 (2x)	last: Nebraska (2/8/2023)
Fewest 3-Point Field Goals	2	Minnesota (1/22/2023)
Most 3-Point Field Goal Attempts	32	Ohio (11/20/2022)
Fewest 3-Point Field Goal Attempts	11	Maryland (1/1/2023)
Most Free Throws	25	vs. Eastern Michigan (11/11/2022)
Fewest Free Throws	3	at Iowa (1/12/2023)
Most Free Throw Attempts	40	vs. Eastern Michigan (11/11/2022)
Fewest Free Throw Attempts	6	at Iowa (1/12/2023)
Most Rebounds	49	Maryland (1/1/2023)
Fewest Rebounds	26	Purdue (1/26/2023)
Most Offensive Rebounds	14 (2x)	last: at Northwestern (2/2/2023)
Fewest Offensive Rebounds	4	Purdue Fort Wayne (11/4/2022)
Most Defensive Rebounds	40	Maryland (1/1/2023)
Fewest Defensive Rebounds	17	vs. Arizona State (11/16/2022)
Most Assists	21 (2x)	last: at Northwestern (2/2/2023)
Fewest Assists	8 (3x)	last: Indiana (2/11/2023)
Most Turnovers	18	Northwestern (1/15/2023)
Fewest Turnovers	3	Penn State (1/4/2023)
Most Blocks	13	Jackson State (11/23/2022)
Fewest Blocks	0	vs. Arizona State (11/16/2022)
Most Steals	11	at Minnesota (12/8/2022)
Fewest Steals	1	Nebraska (2/8/2023)
Most Fouls	22	vs. North Carolina (12/21/2022)
Fewest Fouls	8	at Penn State (1/29/2023)

OPPONENTS	TOTAL	GAME
Most Points	93	at Iowa (1/12/2023)
Fewest Points	46	Maryland (1/1/2023)
Most First Half Points	49	at Penn State (1/29/2023)
Fewest First Half Points	13	Maryland (1/1/2023)
Most Second Half Points	44	at Minnesota (12/8/2022)
Fewest Second Half Points	26	at Northwestern (2/2/2023)
Most Overtime Points	14	at Iowa (1/12/2023)
Fewest Overtime Points	3	Ohio (11/20/2022)
Most Field Goals	32 (2x)	last: at Iowa (1/12/2023)
Fewest Field Goals	18	Maryland (1/1/2023)
Most Field Goal Attempts	77	Ohio (11/20/2022)
Fewest Field Goal Attempts	50 (2x)	last: Purdue (1/26/2023)
Most 3-Point Field Goals	13	at Penn State (1/29/2023)
Fewest 3-Point Field Goals	2	Indiana (2/11/2023)
Most 3-Point Field Goal Attempts	38	Purdue Fort Wayne (11/4/2022)
Fewest 3-Point Field Goal Attempts	6	Indiana (2/11/2023)
Most Free Throws	20	vs. Eastern Michigan (11/11/2022)
Fewest Free Throws	4	Minnesota (1/22/2023)
Most Free Throw Attempts	27	vs. Eastern Michigan (11/11/2022)
Fewest Free Throw Attempts	6	Central Michigan (12/29/2022)
Most Rebounds	49	Ohio (11/20/2022)
Fewest Rebounds	23	Nebraska (2/8/2023)
Most Offensive Rebounds	19	Ohio (11/20/2022)
Fewest Offensive Rebounds	5 (2x)	last: Nebraska (2/8/2023)
Most Defensive Rebounds	34	vs. Kentucky (12/4/2022)
Fewest Defensive Rebounds	18	Nebraska (2/8/2023)
Most Assists	20	at Penn State (1/29/2023)
Fewest Assists	6 (3x)	last: Ohio State (2/5/2023)
Most Turnovers	16	at Minnesota (12/8/2022)
Fewest Turnovers	6 (3x)	last: Ohio State (2/5/2023)
Most Blocks	6 (2x)	last: at Iowa (1/12/2023)
Fewest Blocks	0	Virginia (11/29/2022)
Most Steals	11	Northwestern (1/15/2023)
Fewest Steals	2 (3x)	last: at Michigan State (1/7/2023)
Most Fouls	28	vs. Eastern Michigan (11/11/2022)
Fewest Fouls	9	at Penn State (1/29/2023)



Michigan: Game Statistics

	'22-23		Howard	
	W	L	W	L
INSIDE THE BOX SCORE				
When Michigan leads in FG%, U-M is	13	4	70	7
When opponent leads in FG%, U-M is	1	7	5	36
When game ends tied in FG%, U-M is	0	0	0	0
When Michigan leads in 3FG%, U-M is	12	4	57	10
When opponent leads in 3FG%, U-M is	2	7	18	33
When game ends tied in 3FG%, U-M is	0	0	0	0
When Michigan leads in FT%, U-M is	8	3	45	17
When opponent leads in FT%, U-M is	6	8	29	26
When game ends tied in FT%, U-M is	0	0	1	0
When Michigan leads in rebounds, U-M is	9	2	62	15
When opponent leads in rebounds, U-M is	5	9	13	26
When game ends tied in rebounds, U-M is	0	0	0	2
When Michigan leads in assists, U-M is	10	3	64	15
When opponent leads in assists, U-M is	4	7	7	24
When game ends tied in assists, U-M is	0	1	4	4
When Michigan leads in blocks, U-M is	8	7	47	17
When opponent leads in blocks, U-M is	1	3	19	19
When game ends tied in blocks, U-M is	5	1	9	7
When Michigan leads in steals, U-M is	7	5	36	18
When opponent leads in steals, U-M is	5	3	33	16
When game ends tied in steals, U-M is	2	3	6	9
When Michigan has more turnovers, U-M is	4	3	37	20
When opponent has more turnovers, U-M is	7	8	28	18
When game ends tied in turnovers, U-M is	3	0	10	5
When Michigan has more fouls, U-M is	3	6	22	21
When opponent has more fouls, U-M is	10	4	45	20
When game ends tied in fouls, U-M is	1	1	8	2
When Michigan has a player foul out, U-M is	1	3	8	10
When opponent has a player foul out, U-M is	5	2	18	4
When both teams have a player foul out, U-M is	1	0	5	0
When neither team as a player foul out, U-M is	7	6	44	29

	G	PTS	+/-	G	PTS	AVG	+/-
Wins (Margin)	14	194	13.9	Michigan	25	1841	73.6
Loss (Margin)	11	-86	-7.8	Opponent	25	1733	69.3

Date	Opponent (Wins: 13)	W/L	U-M	OPT	Diff
J1	Maryland+	W	81	46	+35
N16	vs. Pittsburgh	W	91	60	+31
F8	Nebraska+	W	93	72	+21
N7	Purdue Fort Wayne	W	75	56	+19
F2	at Northwestern+	W	68	51	+17
D8	at Minnesota+	W	90	75	+15
J4	Penn State+	W	79	69	+10
N23	Jackson State	W	78	68	+10
D17	Lipscomb	W	83	75	+8
F5	Ohio State+	W	77	69	+8
J15	Northwestern+	W	85	78	+7
N11	vs. Eastern Michigan	W	88	83	+5
N20	Ohio	W OT	70	66	+4
J22	Minnesota+	W	60	56	+4

Date	Opponent (Losses: 11)	W/L	U-M	OPT	Diff
N17	vs. Arizona State	L	62	87	-25
J29	at Penn State+	L	61	83	-22
J12	at Iowa+	L OT	84	93	-9
J7	at Michigan State+	L	53	59	-6
J19	at Maryland+	L	58	64	-6
J26	Purdue+	L	70	75	-5
D4	vs. Kentucky	L	69	73	-4
D21	vs. North Carolina	L	76	80	-4
D29	Central Michigan	L	61	63	-2
N29	Virginia	L	68	70	-2
F11	Indiana+	L	61	62	-1

	'22-23		'22-23		Howard		Howard	
	Overall	Big Ten	Overall	Big Ten	Michigan	Big Ten	Michigan	Big Ten
BY LOCATION								
Overall	14	11	8	6	75	43	43	28
Home (Crisler Center)	10	4	6	2	44	15	25	11
Away	2	4	2	4	17	20	17	17
Neutral	2	3	0	0	14	8	1	0
BY THE HALF								
Michigan leads at halftime	11	4	6	2	62	10	36	4
Michigan trails at halftime	2	7	1	4	11	32	5	23
Michigan is tied at halftime	1	0	1	0	2	1	2	1
BY OFFENSE								
U-M scores 100-plus points	0	0	0	0	3	0	2	0
U-M scores 90-99 points	3	0	2	0	6	0	3	0
U-M scores 80-89 points	4	1	2	1	29	3	16	3
U-M scores 70-79 points	5	2	2	1	28	8	14	5
U-M scores 60-69 points	2	6	2	2	8	21	7	13
U-M scores 50-59 points	0	2	0	2	1	9	1	7
U-M scores 40-49 points	0	0	0	0	0	2	0	0
BY DEFENSE								
Opponent scores 100-plus points	0	0	0	0	0	0	0	0
Opponent scores 90-99 points	0	1	0	1	1	3	1	3
Opponent scores 80-89 points	1	3	0	1	3	11	1	7
Opponent scores 70-79 points	4	3	3	1	16	16	9	11
Opponent scores 60-69 points	5	3	2	2	30	10	16	6
Opponent scores 50-59 points	3	1	2	1	22	3	15	1
Opponent scores 40-49 points	1	0	1	0	3	0	1	0
BY POINTS								
Games decided by 1-5	3	6	1	2	8	13	6	4
Games decided by 6-10	5	3	3	3	22	15	13	14
Games decided by 11-15	1	0	1	0	12	7	5	5
Games decided by more than 15	5	2	3	1	33	8	19	5
BY GAME								
Regulation	13	10	8	5	72	41	42	27
Overtime	1	1	0	1	2	2	0	1
Double Overtime	0	0	0	0	1	0	1	0
BY RANKING								
vs. ranked	0	4	0	2	15	21	10	15
vs. unranked	14	7	8	4	60	22	32	13
BY JERSEY								
White	5	1	2	0	33	7	14	5
Blue	2	4	2	3	16	16	14	12
Maize	5	4	3	2	22	14	13	7
Pitch Navy	2	1	1	1	2	4	1	4
89 Retro	0	1	0	0	2	2	1	0
BY MONTH								
November	5	2	0	0	18	4	0	0
December	2	3	1	0	14	9	6	2
January	4	5	4	5	14	14	14	14
February	3	1	3	1	19	7	19	7
March	0	0	0	0	10	9	4	5
April	0	0	0	0	0	0	0	0
BY TELEVISION								
When on B1G Network	8	1	5	1	29	6	15	5
When on B1G+	1	1	0	0	2	1	0	0
When on CBS	1	0	1	0	11	8	5	6
When on ABC	0	1	0	0	0	1	0	0
When on ESPN	0	4	0	2	11	9	8	4
When on ESPN2	1	2	1	1	5	6	3	4
When on ESPNU	2	0	0	0	3	0	1	0
When on FOX	0	1	0	1	3	3	3	3
When on FS1	1	1	1	1	11	7	8	6
When on TBS	0	0	0	0	0	2	0	0
When on TNT	0	0	0	0	0	0	0	0
When on truTV	0	0	0	0	0	0	0	0

M

Michigan: Breakdown

Season: 2022-23		TP	FG-FGA	PCT.	3F-3PA	PCT.	FT-FTA	PCT.	O-D	REB	F	DQ	A	TO	ST	BL	1st	2nd	OT	TO	PNT	2ND	FB	BN
N7	PURDUE FORT WAYNE (W)	75	30-64	.469	9-29	.310	6-9	.667	4-34	38	12	0	17	8	7	8	40	35	0	16	36	10	11	20
N11	vs. Eastern Michigan (W)	88	29-60	.483	5-21	.238	25-40	.625	10-31	41	21	1	15	11	8	5	42	46	0	15	42	13	14	9
N16	vs. Pittsburgh (W)	91	35-60	.583	9-20	.450	12-18	.667	7-29	36	16	1	21	6	5	3	38	53	0	11	38	6	10	34
N17	vs. Arizona State (L)	62	21-62	.339	4-22	.182	16-24	.667	14-17	31	13	0	10	8	6	0	28	34	0	15	32	16	4	22
N20	OHIO (W-OT)	70	24-63	.381	10-32	.313	12-20	.600	12-34	46	10	0	12	11	3	7	33	30	7	2	20	10	6	5
N23	JACKSON STATE (W)	78	25-59	.424	12-30	.400	16-19	.842	6-32	38	10	0	12	11	3	13	37	41	0	14	20	5	10	20
N29	[3/3] VIRGINIA (L)	68	26-49	.531	8-19	.421	8-10	.800	5-24	29	16	0	10	12	3	9	45	23	0	8	24	9	2	5
D4	vs. [19/18] Kentucky (L)	69	25-64	.391	8-20	.400	11-17	.647	7-26	33	19	1	12	7	5	4	36	33	0	13	32	6	8	12
D8	at Minnesota+ (W)	90	33-63	.524	10-18	.556	14-22	.636	8-25	33	19	0	18	9	11	5	47	43	0	17	34	12	8	23
D17	LIPSCOMB (W)	83	31-62	.500	7-19	.368	14-23	.609	11-27	38	10	0	9	10	4	1	49	34	0	13	34	6	5	9
D21	vs. North Carolina (L)	76	26-62	.419	9-23	.391	15-21	.714	10-28	38	22	2	9	10	6	5	34	42	0	16	30	9	9	13
D29	CENTRAL MICHIGAN (L)	61	20-57	.351	6-22	.273	15-21	.714	11-21	32	14	0	10	9	5	2	28	33	0	15	20	9	12	8
J1	[rv/21] MARYLAND+ (W)	81	28-56	.500	3-11	.273	22-29	.759	9-40	49	11	0	15	13	6	4	44	37	0	18	42	10	14	19
J4	PENN STATE+ (W)	79	27-58	.466	8-19	.421	17-25	.680	7-30	37	16	0	11	3	4	2	42	37	0	15	28	10	5	14
J7	at [rv/rv] Michigan State+ (L)	53	19-55	.345	3-20	.150	12-16	.750	5-29	34	18	0	8	10	5	4	18	35	0	6	28	5	8	7
J12	at [-rv] Iowa+ (L-OT)	84	33-67	.493	14-31	.452	4-6	.667	10-27	37	18	1	18	13	4	5	43	36	5	9	18	14	2	12
J15	[rv/rv] NORTHWESTERN+ (W)	85	29-56	.518	10-22	.455	17-24	.708	11-30	41	17	0	18	18	5	4	37	48	0	3	30	7	2	17
J19	at Maryland+ (L)	58	23-55	.418	8-28	.286	4-8	.500	13-23	36	18	0	10	12	2	5	32	26	0	7	22	13	2	11
J22	MINNESOTA+ (W)	60	22-60	.367	2-14	.143	14-18	.778	10-27	37	14	0	8	10	7	3	23	37	0	23	28	13	2	10
J26	[1/1] PURDUE+ (L)	70	26-59	.441	9-25	.360	9-14	.643	7-19	26	17	0	9	6	5	3	35	35	0	17	30	11	2	9
J29	at Penn State+ (L)	61	25-59	.424	6-22	.273	5-8	.625	7-20	27	8	0	14	8	4	3	32	29	0	7	22	9	4	15
F2	at [rv/rv] Northwestern+ (W)	68	24-48	.414	7-20	.350	13-16	.813	14-27	41	14	0	21	7	6	3	26	42	0	11	26	8	8	17
F5	OHIO STATE+ (W)	77	28-57	.491	8-23	.348	13-18	.822	7-27	34	14	0	11	9	2	3	41	36	0	2	30	8	0	8
F8	NEBRASKA+ (W)	93	34-59	.576	14-26	.538	11-13	.846	6-29	35	19	0	16	13	1	5	46	47	0	12	26	9	10	18
F11	[18/18] INDIANA+ (L)	61	23-54	.426	5-20	.250	10-13	.769	5-26	31	16	0	8	11	7	6	37	24	0	11	36	8	3	10
F14	at Wisconsin+																							
F18	MICHIGAN STATE+																							
F23	at Rutgers+																							
F26	WISCONSIN+																							
M3	at Illinois+																							
M5	at Indiana+																							
M9	vs. BTT First Round																							
M10	vs. BTT Second Round																							
M11	vs. BTT Quarterfinal																							
M12	vs. BTT Semifinal																							
M13	vs. BTT Championship																							
M	vs. NCAA First Round																							
M	vs. NCAA Second Round																							
M	vs. NCAA Sweet 16																							
M	vs. NCAA Elite Eight																							
A1	vs. NCAA Final Four																							
A3	vs. NCAA Championship																							

ALL GAMES	G	TP	FG	FGA	PCT.	3FG	3FA	PCT.	FT	FTA	PCT.	O	D	REB	F	DQ	A	TO	BL	ST	1st	2nd	OT	TO	PNT	2ND	FB	BN
Overall	25	1,841	667	1,478	45.1%	194	556	34.9%	315	452	69.7%	216	682	898	376	14	314	245	124	112	913	916	12	296	728	236	161	347
Home	14	1,041	374	813	46.0%	111	311	35.7%	184	256	71.9%	111	400	511	190	8	158	144	62	70	537	497	7	169	404	125	84	172
Away	6	414	157	357	44.0%	48	139	34.5%	52	76	68.4%	57	151	208	95	1	89	59	32	25	198	211	5	57	150	61	32	85
Neutral	5	386	136	308	44.2%	35	106	33.0%	79	120	65.8%	48	131	179	91	5	67	42	30	17	178	208	0	70	174	50	45	90

BIG TEN	G	TP	FG	FGA	PCT.	3FG	3FA	PCT.	FT	FTA	PCT.	O	D	REB	F	DQ	A	TO	STL	BLK	1st	2nd	OT	TO	PNT	2ND	FB	BN
Overall	14	1,020	375	816	46.0%	107	299	35.8%	165	230	71.7%	119	379	498	213	9	177	142	69	55	503	512	5	158	400	137	70	0
Home	8	606	218	459	47.5%	59	160	36.9%	113	154	73.4%	62	228	290	118	8	88	83	37	30	305	301	0	101	250	76	38	105
Away	6	414	157	357	44.0%	48	139	34.5%	52	76	68.4%	57	151	208	95	1	89	59	32	25	198	211	5	57	150	61	32	85
Neutral	0	0	0	0	0.0%	0	0	0.0%	0	0	0.0%	0	0	0	0	0	0	0	0	0	0	0	0	0	0	0	0	0

MONTH	G	TP	FG	FGA	PCT.	3FG	3FA	PCT.	FT	FTA	PCT.	O	D	REB	F	DQ	A	TO	STL	BLK	1st	2nd	OT	TO	PNT	2ND	FB	BN
November	7	532	190	417	45.6%	57	173	32.9%	95	140	67.9%	58	201	259	98	2	97	67	35	45	263	262	7	81	212	69	57	115
December	5	379	135	308	43.8%	40	102	39.2%	69	104	66.3%	47	127	174	84	3	58	45	31	17	194	185	0	74	150	42	42	65
January	9	631	232	525	44.2%	63	192	32.8%	104	148	70.3%	79	245	324	137	9	103	93	42	33	306	320	5	105	248	92	41	114
February	4	299	110	228	48.2%	34	89	38.2%	47	60	78.3%	32	109	141	57	0	56	40	16	17	150	149	0	36	118	33	21	53
March	0	0	0	0	0.0%	0	0	0.0%	0	0	0.0%	0	0	0	0	0	0	0	0	0	0	0	0	0	0	0	0	0

5-GAME	G	TP	FG	FGA	PCT.	3FG	3FA	PCT.	FT	FTA	PCT.	O	D	REB	F	DQ	A	TO	STL	BLK	1st	2nd	OT	TO	PNT	2ND	FB	BN
Games #1-5	5	386	139	309	45.0%	37	124	29.8%	71	111	64.0%	47	145	192	72	2	75	44	29	23	181	198	7	59	168	55	45	90
Games #6-10	5	388	140	297	47.1%	45	106	42.5%	63	91	69.2%	37	134	171	74	1	61	49	26	32	214	174	0	65	144	38	33	69
Games #11-15	5	350	120	288	41.7%	29	95	30.5%	81	112	72.3%	42	148	190	81	2	53	45	26	17	166	184	0	70	148	43	48	61
Games #16-20	5	357	133	297	44.8%	43	120	35.8%	48	70	68.6%	51	126	177	84	9	55	59	23	20	170	182	5	59	128	58	10	59
Games #21-25	5	360	135	287	47.0%	40	111	36.0%	52	68	76.5%	39	129	168	65	0	70	48	20	20	182	178	0	43	140	42	25	68
Games #26-30	0	0	0	0	0.0%	0	0	0.0%	0	0	0.0%	0	0	0	0	0	0	0	0	0	0	0	0	0	0	0	0	0
Games #31-35	0	0	0	0	0.0%	0	0	0.0%	0	0	0.0%	0	0	0	0	0	0	0	0	0	0	0	0	0	0	0	0	0

POSTSEASON	G	TP	FG	FGA	PCT.	3FG	3FA	PCT.	FT	FTA	PCT.	O	D	REB	F	DQ	A	TO	STL	BLK	1st	2nd	OT	TO	PNT	2ND	FB	BN
Overall	0	0	0	0	0.0%	0	0	0.0%	0	0	0.0%	0	0	0	0	0	0	0	0	0	0	0	0	0	0	0	0	0
BTT	0	0	0	0	0.0%	0	0	0.0%	0	0	0.0%	0	0	0	0	0	0	0	0	0	0	0	0	0	0	0	0	0
NCAA	0	0	0	0	0.0%	0	0	0.0%	0	0	0.0%	0	0	0	0	0	0	0	0	0	0	0	0	0	0	0	0	0



Opponent Breakdown

Season:2022-23	TP	FG-FGA	PCT.	3F-3PA	PCT.	FT-FTA	PCT.	O-D	REB	F	DQ	A	TO	ST	BL	1st	2nd	OT	TO	PNT	2ND	FB	BN
N7 PURDUE FORT WAYNE (W)	56	21-71	.296	9-38	.237	5-7	.714	15-29	44	14	0	11	14	2	2	28	28	0	2	20	12	2	9
N11 vs. Eastern Michigan (W)	83	29-64	.453	5-15	.333	20-27	.741	8-28	36	28	2	9	11	7	2	45	38	0	11	30	9	10	12
N16 vs. Pittsburgh (W)	60	21-50	.420	6-20	.300	12-20	.600	7-23	30	15	0	11	13	4	3	32	28	0	5	18	5	5	8
N17 vs. Arizona State (L)	87	32-53	.604	11-19	.579	12-14	.857	6-29	35	19	0	11	12	6	6	46	41	0	7	32	4	5	33
N20 OHIO (W-OT)	66	27-77	.351	7-28	.250	5-11	.455	19-30	49	19	0	14	8	6	2	31	32	3	11	34	13	11	13
N23 JACKSON STATE (W)	68	27-73	.370	8-29	.276	6-7	.857	15-29	44	18	1	16	11	8	2	27	41	0	9	28	9	9	10
N29 [3/3] VIRGINIA (L)	70	27-53	.509	4-8	.500	12-19	.632	6-19	25	15	1	12	7	7	0	34	36	0	12	44	2	0	10
D4 vs. [19/18] Kentucky (L)	73	27-58	.466	9-15	.600	10-20	.500	12-34	46	14	0	17	14	3	3	37	36	0	10	28	12	11	10
D8 at Minnesota+ (W)	75	27-55	.491	6-15	.400	15-24	.625	9-27	36	17	0	17	16	5	5	31	44	0	10	40	11	11	20
D17 LIPSCOMB (W)	75	28-67	.418	9-30	.300	10-11	.909	12-24	36	17	0	14	12	4	1	41	34	0	13	28	16	2	38
D21 vs. North Carolina (L)	80	29-58	.500	7-20	.350	15-27	.556	8-32	40	19	0	13	12	6	1	41	39	0	7	40	9	19	5
D29 CENTRAL MICHIGAN (L)	63	26-64	.406	6-29	.207	5-6	.833	17-27	44	20	0	6	14	3	4	27	36	0	6	28	23	2	27
J1 [rv/21] MARYLAND+ (W)	46	18-68	.265	5-25	.200	5-9	.556	9-21	30	24	2	7	13	6	3	13	30	0	7	22	12	3	24
J4 PENN STATE+ (W)	69	26-58	.448	9-28	.321	8-11	.727	5-30	35	20	1	6	8	2	2	34	35	0	2	26	4	5	10
J7 at [rv/rv] Michigan State+ (L)	59	21-56	.375	6-19	.316	11-13	.846	7-31	38	19	0	12	12	2	1	27	32	0	7	20	9	12	15
J12 at [-/rv] Iowa+ (L-OT)	93	32-71	.451	12-30	.400	17-22	.773	14-26	40	13	0	18	6	4	6	40	39	14	20	32	10	11	42
J15 [rv/rv] NORTHWESTERN+ (W)	78	27-64	.422	6-23	.261	18-24	.750	9-20	29	19	0	13	8	11	1	39	39	0	14	40	6	16	16
J19 at Maryland+ (L)	64	24-58	.414	3-15	.200	13-17	.765	15-20	35	12	0	7	6	7	2	34	30	0	9	42	13	14	10
J22 MINNESOTA+ (W)	56	23-57	.404	6-23	.261	4-7	.571	6-30	36	18	0	11	15	3	3	23	33	0	4	26	2	2	7
J26 [1/1] PURDUE+ (L)	75	27-50	.540	5-12	.417	16-20	.800	6-28	34	16	0	7	12	3	3	41	34	0	9	40	9	6	23
J29 at Penn State+ (L)	83	31-57	.544	13-30	.433	8-10	.800	7-29	36	9	0	20	9	7	1	49	34	0	11	28	8	7	7
F2 at [rv/rv] Northwestern+ (W)	51	21-56	.375	3-19	.158	6-10	.600	11-22	33	14	0	14	9	5	5	25	26	0	5	30	8	13	10
F5 OHIO STATE+ (W)	69	26-64	.406	5-16	.313	12-17	.706	11-25	36	16	1	6	6	4	2	36	33	0	10	22	8	4	20
F8 NEBRASKA+ (W)	72	28-58	.483	7-20	.350	9-17	.529	5-18	23	13	0	15	8	4	1	34	38	0	16	42	5	7	19
F11 [18/18] INDIANA+ (L)	62	23-53	.434	2-6	.333	14-18	.778	7-26	33	16	0	12	13	3	4	33	29	0	13	36	2	4	2
F14 at Wisconsin+																							
F18 MICHIGAN STATE+																							
F23 at Rutgers+																							
F26 WISCONSIN+																							
M3 at Illinois+																							
M5 at Indiana+																							
M9 vs. BTT First Round																							
M10 vs. BTT Second Round																							
M11 vs. BTT Quarterfinal																							
M12 vs. BTT Semifinal																							
M13 vs. BTT Championship																							
M vs. NCAA First Round																							
M vs. NCAA Second Round																							
M vs. NCAA Sweet 16																							
M vs. NCAA Elite Eight																							
A1 vs. NCAA Final Four																							
A3 vs. NCAA Championship																							

ALL GAMES	G	TP	FG	FGA	PCT.	3FG	3FA	PCT.	FT	FTA	PCT.	O	D	REB	F	DQ	A	TO	BL	ST	1st	2nd	OT	TO	PNT	2ND	FB	BN
Overall	25	1,731	648	1,513	42.8%	169	532	31.8%	268	397	67.5%	246	657	903	424	9	299	269	122	65	848	868	17	230	776	221	191	400
Home	14	925	354	877	40.4%	88	315	27.9%	129	184	70.1%	142	356	498	245	7	150	149	66	30	441	481	3	128	436	123	73	228
Away	6	423	156	353	44.2%	43	128	33.6%	70	96	72.9%	63	155	218	84	0	88	58	30	20	206	205	14	62	192	59	68	104
Neutral	5	383	138	283	48.8%	38	89	42.7%	69	117	59.0%	41	146	187	95	2	61	62	26	15	201	182	0	40	148	39	50	68

BIG TEN	G	TP	FG	FGA	PCT.	3FG	3FA	PCT.	FT	FTA	PCT.	O	D	REB	F	DQ	A	TO	STL	BLK	1st	2nd	OT	TO	PNT	2ND	FB	BN
Overall	14	950	354	825	42.9%	88	281	31.3%	156	219	71.2%	121	353	474	226	4	165	141	66	39	459	479	14	137	446	107	115	0
Home	8	527	198	472	41.9%	45	153	29.4%	86	123	69.9%	58	198	256	142	4	77	83	36	19	253	274	0	75	254	48	47	121
Away	6	423	156	353	44.2%	43	128	33.6%	70	96	72.9%	63	155	218	84	0	88	58	30	20	206	205	14	62	192	59	68	104
Neutral	0	0	0	0	0.0%	0	0	0.0%	0	0	0.0%	0	0	0	0	0	0	0	0	0	0	0	0	0	0	0	0	0

MONTH	G	TP	FG	FGA	PCT.	3FG	3FA	PCT.	FT	FTA	PCT.	O	D	REB	F	DQ	A	TO	STL	BLK	1st	2nd	OT	TO	PNT	2ND	FB	BN
November	7	490	184	441	41.7%	50	157	31.8%	72	105	68.6%	76	187	263	128	4	84	76	40	17	243	244	3	57	206	54	42	95
December	5	366	137	302	45.4%	37	109	33.9%	55	97	56.7%	58	144	202	87	1	67	68	21	14	177	189	0	46	164	71	45	100
January	9	621	229	539	42.5%	65	205	31.7%	100	133	75.2%	78	235	313	150	3	101	89	45	22	300	309	14	83	276	73	76	154
February	4	254	98	231	42.4%	17	61	27.9%	41	62	66.1%	34	91	125	59	1	47	36	16	12	128	126	0	44	130	23	28	51
March	0	0	0	0	0.0%	0	0	0.0%	0	0	0.0%	0	0	0	0	0	0	0	0	0	0	0	0	0	0	0	0	0

5-GAME	G	TP	FG	FGA	PCT.	3FG	3FA	PCT.	FT	FTA	PCT.	O	D	REB	F	DQ	A	TO	STL	BLK	1st	2nd	OT	TO	PNT	2ND	FB	BN
Games #1-5	5	352	130	315	41.3%	38	120	31.7%	54	79	68.4%	55	139	194	95	2	56	58	25	15	182	167	3	36	134	43	33	75
Games #6-10	5	361	136	306	44.4%	36	97	37.1%	53	90	58.9%	54	133	187	81	2	76	60	27	11	170	191	0	54	168	50	33	88
Games #11-15	5	317	120	304	39.5%	33	121	27.3%	44	66	66.7%	46	141	187	102	4	44	59	19	11	142	175	0	29	136	57	41	81
Games #16-20	5	366	133	300	44.3%	32	103	31.1%	68	90	75.6%	50	124	174	78	0	56	47	28	15	177	175	14	56	180	40	49	98
Games #21-25	5	335	129	288	44.8%	30	91	33.0%	49	72	68.1%	41	120	161	68	1	67	45	23	13	177	160	0	55	158	31	35	58
Games #26-30	0	0	0	0	0.0%	0	0	0.0%	0	0	0.0%	0	0	0	0	0	0	0	0	0	0	0	0	0	0	0	0	0
Games #31-35	0	0	0	0	0.0%	0	0	0.0%	0	0	0.0%	0	0	0	0	0	0	0	0	0	0	0	0	0	0	0	0	0



Michigan | The Last Time

Team Rankings	Information		Date
U-M was in Top 25	Associated Press (20th) & USA Today Coaches Poll (21st)		November 14, 2022
U-M was ranked No. 1	Associated Press (1st) & USA Today Coaches Poll (2nd)		January 28, 2013
Defeated a Top 25 team	#23 Ohio State, 75-69, at Value City Arena (Columbus, Ohio)		March 6, 2022
Lost to a Top 25 team	#18 Indiana, 62-61, at Crisler Center (Ann Arbor)		February 11, 2023
Played the No. 1 team	at #1 Louisville, 58-43, at KFC Yum! Center (Louisville, Ky.); ACC/Big Ten Challenge		December 3, 2019
Defeated the No. 1 team	#1 Duke, 81-73, in Crisler Center (Ann Arbor)		December 14, 1997
Top 5 win at home	#3 Purdue, 82-58, in Crisler Center (Ann Arbor)		February 10, 2022
Top 10 win at home	#3 Purdue, 82-58, in Crisler Center (Ann Arbor)		February 10, 2022
Top 25 win at home	#9 Iowa, 79-57, in Crisler Center (Ann Arbor)		February 25, 2021
Top 5 win on road	#4 Ohio State, 92-87, at Value City Arena (Columbus, Ohio)		February 21, 2021
Top 10 win on road	#4 Ohio State, 92-87, at Value City Arena (Columbus, Ohio)		February 21, 2021
Top 25 win on road	#23 Ohio State, 75-69, at Value City Arena (Columbus, Ohio)		March 6, 2022
Team Points	Total	Game	Date
More than 120 points	128	Purdue (W, 128-94) at Yost Arena (Ann Arbor)	February 19, 1966
More than 110 points	111	Houston Baptist (W, 111-68) at Crisler Center (Ann Arbor)	November 22, 2019
More than 100 points	102	at Nebraska (W, 102-67) at Pinnacle Bank Arena (Lincoln)	December 7, 2021
More than 90 points	93	Nebraska (W, 93-72) at Crisler Center (Ann Arbor)	February 8, 2023
Less than 50 points	49	vs. UCLA (L, 51-49; NCAA Elite Eight)	March 30, 2021
Less than 40 points	34	vs. Wisconsin (L, 51-34; Big Ten Tournament)	March 14, 2008
Overtime / Last Second	Information		Date
Won in OT	Won in OT (70-66) vs. Ohio in Crisler Center (Ann Arbor)		November 20, 2022
Won in 2OT	Won in 2OTs (84-78) vs. Purdue in Crisler Center (Ann Arbor)		January 9, 2020
Won in 3OT	Won in 3OTs (69-67) vs. Iowa in Crisler Center (Ann Arbor)		January 19, 1985
Won in 4OT	has not happened		
Lost in OT	Lost in OT (93-84) at Iowa in Carver-Hawkeye Arena (Iowa City)		January 12, 2023
Lost in 2OT	Lost in 2OTs (82-78) at Northwestern in Welsh-Ryan Arena (Evanston, Ill.)		March 3, 2015
Lost in 3OT	Lost in 3OTs (80-77) vs. Purdue in Crisler Center (Ann Arbor)		January 27, 1983
Lost in 4OT	Lost in 4OTs (75-66) at Illinois in Assembly Hall (Champaign, Ill.)		February 28, 1984
Won at the buzzer	U-M defeated Minnesota (59-57) on a Charles Matthews baseline jumper after offensive board on Ignas Brazdeikis miss (0.8)		January 22, 2019
Lost at the buzzer	U-M lost at Northwestern (67-65) on a Dererk Pardon court-length catch & quick flip basket on baseline (1.7)		March 1, 2017
Team Scoring	Information		Date
Double Figures (6)	Howard (22), Dickinson (16), McDaniel (14), Bufkin (13), Baker (11), Williams II (10) vs. Nebraska in Crisler Center (Ann Arbor)		February 8, 2023
Double Figures (5)	Williams II (22), Johns Jr. (20), Houston (16), Dickinson (15), Brooks (10) at Nebraska in Pinnacle Bank (Lincoln, Neb.)		December 7, 2021
Double Figures (4)	Bufkin (20), McDaniel (17), Howard (16), Dickinson (10) vs. Northwestern in Crisler Center (Ann Arbor)		January 15, 2023
Double Figures (3)	Dickinson (16), Bufkin (14), Howard (12) vs. Indiana in Crisler Center (Ann Arbor)		February 11, 2023
Double Figures (Starting Five)	Howard (22), Dickinson (16), McDaniel (14), Bufkin (13), Williams II (10) vs. Nebraska in Crisler Center (Ann Arbor)		February 8, 2023
(2x) 20 or more points	Hunter Dickinson (22) & Jett Howard (21) vs. Purdue Fort Wayne in Crisler Center (Ann Arbor)		November 7, 2022
(3x) 20 or more points	Moritz Wagner (23), Zak Irvin (21) & Derrick Walton, Jr. (20) vs. Nebraska in Crisler Center (Ann Arbor)		January 14, 2017
(2x) 30 or more points	Jalen Rose (33) & Juwan Howard (32) at Northwestern in Welsh-Ryan Arena (Evanston, Ill.)		March 12, 1994
Scoring	Total	Information	Date
40 or more points	40	Glen Rice vs. Minnesota in Crisler Center (Ann Arbor)	January 9, 1988
30 or more points	34	Jett Howard at Iowa in Carver-Hawkeye Arena (Iowa City)	January 12, 2023
20 or more points	22	Jett Howard vs. Nebraska in Crisler Center (Ann Arbor)	February 8, 2023
Rebounds	Total	Information	Date
20 or more rebounds	20	DeShawn Sims vs. Florida Gulf Coast in Crisler Center (Ann Arbor)	December 22, 2008
15 or more rebounds	15	Hunter Dickinson vs. Northwestern in Crisler Center (Ann Arbor)	January 15, 2023
10 or more rebounds	10	Hunter Dickinson vs. Nebraska in Crisler Center (Ann Arbor)	February 8, 2023
Assists	Total	Information	Date
15 or more assists	15	Mike Smith vs. Maryland in Lucas Oil Stadium (Indianapolis, Ind.); Big Ten Tournament	March 12, 2021
10 or more assists	10	DeVante' Jones vs. #15 Illinois in Crisler Center (Ann Arbor)	February 27, 2022
Five or more assists	5	Kobe Bufkin vs. Nebraska in Crisler Center (Ann Arbor)	February 8, 2023
Blocks	Total	Information	Date
10 or more blocks	10	Roy Tarpley vs. Florida Southern in Crisler Center (Ann Arbor)	December 7, 1985
Five or more blocks	5	Jett Howard vs. Maryland in Crisler Center (Ann Arbor)	January 1, 2023
Steals	Total	Information	Date
10 or more steals	-	has yet to happen	
Five or more steals	5	Zavier Simpson at #8 Villanova in Finneran Pavilion (Villanova, Pa.); Gavitt Tipoff Games	November 14, 2018
Double-Double	Total	Information	Date
Double-Double (PTS-REB)	16P, 10R	Hunter Dickinson vs. Nebraska in Crisler Center (Ann Arbor)	February 8, 2023
Double-Double (PTS-AST)	25P, 10A	DeVante' Jones vs. #15 Illinois in Crisler Center (Ann Arbor)	February 27, 2022
Double-Double (PTS-BLK)	19P, 10B	Roy Tarpley vs. Florida Southern in Crisler Center (Ann Arbor)	December 7, 1985
(multiple) Double-Doubles	2x	Hunter Dickinson (13P, 11R) & DeVante' Jones (25P, 10A) vs. #15 Illinois in Crisler Center (Ann Arbor)	February 27, 2022
Triple-Double	Total	Information	Date
Triple-Double (PTS-REB-AST)	24P, 10R, 10A	Gary Grant vs. #2 North Carolina in Charlotte Coliseum (Charlotte, N.C.); NCAA Second Round	March 14, 1987
	18P, 13R, 10A	Manny Harris vs. Northern Michigan in Crisler Center (Ann Arbor)	November 14, 2009
	12P, 10R, 11A	Darius Morris vs. Iowa in Crisler Center (Ann Arbor)	January 30, 2011
	13P, 10R, 10A	Caris LeVert vs. Northern Kentucky in Crisler Center (Ann Arbor)	December 15, 2015
	10P, 11R, 13A	Derrick Walton Jr. vs. Youngstown State in Crisler Center (Ann Arbor)	December 19, 2015
	11P, 10R, 12A	Zavier Simpson vs. Ohio State in Crisler Center (Ann Arbor)	January 29, 2019



Opponents | The Last Time

Points	Total	Game	Date
More than 120 points	149	Loyola-Marymount vs. U-M (L, 149-115; NCAA Second Round)	March 18, 1990
More than 110 points	114	Michigan State vs. U-M (L, 114-63)	December 30, 1993
More than 100 points	102	UCLA vs. U-M (L, 102-84)	December 10, 2016
More than 90 points	93	Iowa vs. U-M (W, 93-84 ot)	January 12, 2023
Less than 50 points	46	Maryland at U-M (W, 81-46)	January 1, 2023
Less than 40 points	37	Holy Cross at U-M (W, 56-37)	November 10, 2018

Overtime / Last Second	Information	Date
Won in OT	Iowa won in OT (93-84) in Carver-Hawkeye Arena (Iowa City)	January 12, 2023
Won in 2OT	Northwestern won 2OTs (82-78) vs. U-M (Welsh-Ryan Arena)	March 3, 2015
Won in 3OT	Purdue won in 3OTs (80-77) at U-M (Crisler Center)	January 27, 1983
Won in 4OT	Illinois won in 4OTs (75-66) (Assembly Hall)	February 28, 1984
Lost in OT	Ohio lost in OT (70-66) at U-M (Crisler Center)	November 20, 2022
Lost in 2OT	Purdue lost in 2OTs (84-78) at U-M (Crisler Center)	January 9, 2020
Lost in 3OT	Iowa lost in 3OTs (69-67) at U-M (Crisler Center)	Jan. 19, 1985
Lost in 4OT	has not happened	
Won at the buzzer	Northwestern won (67-65) on a Dererk Pardon court-length catch & quick flip basket on baseline (1.7) in Evanston	March 1, 2017
Lost at the buzzer	Minnesota (59-57) lost after a Charles Matthews baseline jumper after offensive board on Ignas Brazdeikis miss (0.8)	January 22, 2019

Team Scoring	Information	Date
Double Figures (5)	Minnesota: Cooper (16), Payne (15), Garcia (13), Battle (11), Ola-Joseph (11) vs. U-M (Williams Arena)	December 8, 2022
Double Figures (4)	Penn State: Pickett (25), Lundy (22), Funk (19), Henn (10) vs. U-M (Bryce Jordan Center)	January 29, 2023
Double Figures (3)	Ohio State: Thornton (22), Sueing (14), Sensabaugh (14) at U-M (Crisler Center)	February 5, 2023
Double Figures (Starting Five)	Kentucky: Toppin (14), Wallace (14), Tshiebwe (13), Wheeler (11), Reeves (11) vs. U-M (Spectrum Center; London Showcase)	December 4, 2022
(2x) 20 or more points	Indiana: Jackson-Davis (28) & Hood-Schifino (21) at U-M (Crisler Center)	February 11, 2023
(3x) 20 or more points	Iowa: Garza (33), Frederick (21), Weiskamp (20) at U-M (Carver-Hawkeye Arena)	January 17, 2020

Scoring	Total	Information	Date
40 or more points	44	Luka Garza (Iowa) at U-M (Crisler Center)	December 6, 2019
30 or more points	30	Ermoni Bates (Eastern Michigan) vs. U-M (Little Caesars Arena)	November 11, 2022
20 or more points	28 & 21	Trayce Jackson-Davis (28) & Jalen Hood-Schifino (21) at U-M (Crisler Center)	February 11, 2023

Rebounds	Total	Information	Date
20 or more rebounds	20	Trevion Williams (Purdue) at U-M (Crisler Center)	January 9, 2020
15 or more rebounds	15	Evan Boudreaux (Purdue) vs. U-M (Mackey Arena)	February 22, 2020
10 or more rebounds	11	Trayce Jackson-Davis at U-M (Crisler Center)	February 11, 2022

Assists	Total	Information	Date
15 or more assists	20	Mateen Cleaves (Michigan State) vs. U-M (Breslin Center)	March 4, 2001
10 or more assists	10	A.J. Hoggard (Michigan State) vs. U-M (Breslin Center)	January 29, 2022
Five or more assists	5	Jalen Hood-Schifino at U-M (Crisler Center)	February 11, 2022

Blocks	Total	Information	Date
10 or more blocks	-	has yet to happen	
Five or more blocks	6	Xavier Tillman (Michigan State) vs. U-M (Breslin Center)	January 5, 2020

Steals	Total	Information	Date
10 or more steals	-	has yet to happen	
Five or more steals	5	Chase Audige (Northwestern) at U-M (Crisler Center)	January 15, 2023

Double-Double	Total	Information	Date
Double-Double (PTS-REB)	28P, 11R	Trayce Jackson-Davis at U-M (Crisler Center)	February 11, 2022
Double-Double (PTS-AST)	11P, 10A	A.J. Hoggard (Michigan State) vs. U-M (Breslin Center)	January 29, 2022
Double-Double (PTS-BLK)	-	has yet to happen	
(multiple) Double-Doubles	2x	Louisville: J. Nwora (22P, 12R) & S. Enoch (13P, 10R) vs. U-M (KFC Yum Center; ACC/Big Ten Challenge)	December 3, 2019

Triple Double	Total	Information	Date
Triple-Double (PTS-REB-AST)	-	has yet to happen	



Michigan | The Last Time

Field Goals	Total	Game	Date
More than 40 field goals	43	Houston Baptist (Crisler Center)	November 22, 2019
More than 30 field goals	34	Nebraska (Crisler Center)	February 8, 2023
Less than 20 field goals	19	at Michigan State (Breslin Center)	January 7, 2023
More than 70 attempts	76	at Nebraska (Pinnacle Bank Center)	December 7, 2021
More than 60 attempts	60	Minnesota (Crisler Center)	January 22, 2023
Less than 40 attempts	38	Tarleton State (Crisler Center)	November 24, 2021
Shot better than 60%	61.9% (39-for-63)	vs. Texas A&M (Staples Center; NCAA Sweet 16)	March 22, 2018
Shot better than 50%	57.6% (34-for-59)	Nebraska (Crisler Center)	February 8, 2023
Shot less than 30%	25.9% (15-for-58)	at #1 Louisville (KFC, Yum! Yum! Center; ACC/Big Ten Challenge)	December 3, 2019
Three-Point Field Goals	Total	Game	Date
More than 15 three-pointers	15	at Nebraska (Pinnacle Bank Arena)	December 7, 2021
More than 10 three-pointers	14	Nebraska (Crisler Center)	February 8, 2023
Less than five three-pointers	2	Minnesota (Crisler Center)	January 22, 2023
Did not make three-pointer	0	vs. Arizona (Roman Main Event)	November 22, 2021
More than 30 attempts	31	at Iowa (Carver-Hawkeye Arena)	January 12, 2023
More than 20 attempts	26	Nebraska (Crisler Center)	February 8, 2023
Less than 10 attempts	7	#4 Illinois (Crisler Center)	March 2, 2021
Shot over 50% on three-pointers	53.8% (14-for-26)	Nebraska (Crisler Center)	February 8, 2023
Shot over 40% on three-pointers	53.8% (14-for-26)	Nebraska (Crisler Center)	February 8, 2023
Shot less than 25% on three-pointers	25.0% (5-for-20)	Indiana (Crisler Center)	February 11, 2023
Free Throws	Total	Game	Date
More than 30 free throws	34	Iowa (Crisler Center)	February 14, 2001
More than 20 free throws	22	vs. Maryland (Crisler Center)	January 1, 2023
Less than 10 free throws	5	at Penn State (Bryce Jordan Center)	January 29, 2023
Less than five free throws	4	at Maryland (Xfinity Center)	January 19, 2023
More than 30 attempts	40	vs. Eastern Michigan (Little Caesars Arena)	November 11, 2022
More than 20 attempts	24	Northwestern (Crisler Center)	January 15, 2023
Less than 10 attempts	8	at Penn State (Bryce Jordan Center)	January 29, 2023
Less than five attempts	4	Wisconsin (Crisler Center)	January 12, 2021
Shot 100 percent	100% (11-for-11)	at #23 Ohio State (Value City Arena)	March 6, 2022
Shot more than 90 percent	90.5% (19-for-21)	vs. Indiana (Gainbridge Fieldhouse; Big Ten Tournament)	March 10, 2022
Shot less than 50 percent	50.0% (4-for-8)	at Maryland (Xfinity Center)	January 19, 2023
Rebounds	Total	Game	Date
More than 50 rebounds	54 (15 off; 39 def)	at Nebraska (Pinnacle Bank Arena)	December 7, 2021
More than 40 rebounds	41 (14 off; 27 def)	at Northwestern (Welsh-Ryan Arena)	February 2, 2023
Less than 25 rebounds	22 (3 off; 19 def)	at #4 Purdue (Mackey Arena)	February 5, 2022
Less than 20 rebounds	17 (4 off; 13 def)	at Illinois (State Farm Center)	January 11, 2017
More than 15 offensive boards	16	at #10 Michigan State (Breslin Center)	January 29, 2022
More than 10 offensive boards	14	at Northwestern (Welsh-Ryan Arena)	February 2, 2023
Less than five offensive boards	5	Indiana (Crisler Center)	February 11, 2023
More than 30 defensive boards	30	Northwestern (Crisler Center)	January 15, 2023
More than 25 defensive boards	26	Indiana (Crisler Center)	February 11, 2023
Less than 20 defensive boards	19	Purdue (Crisler Center)	January 26, 2023
Fouls	Total	Game	Date
More than 20 fouls	22	vs. North Carolina (Spectrum Center; Jumpman Invitational)	December 21, 2022
More than 15 fouls	16	Indiana (Crisler Center)	February 11, 2023
Less than 10 fouls	8	at Penn State (Bryce Jordan Center)	January 29, 2023
Less than five fouls	4	Binghamton (Crisler Center)	December 11, 2012
Assists	Total	Game	Date
More than 20 assists	21	at Northwestern (Welsh-Ryan Arena)	February 2, 2023
More than 15 assists	19	Nebraska (Crisler Center)	February 8, 2023
Less than 10 assists	8	Indiana (Crisler Center)	February 11, 2023
Less than five assists	4	#4 Illinois (Crisler Center)	March 2, 2021
Turnovers	Total	Game	Date
More than 20 turnovers	21	Tarleton State (Crisler Center)	November 24, 2021
More than 15 turnovers	18	Northwestern (Crisler Center)	January 15, 2023
Less than 10 turnovers	9	Ohio State (Crisler Center)	February 5, 2023
Less than five turnovers	3	Penn State (Crisler Center)	January 4, 2023
Blocks	Total	Game	Date
More than 10 blocks	13	Jackson State (Crisler Center)	November 23, 2022
More than five blocks	6	Indiana (Crisler Center)	February 11, 2023
Less than five blocks	3	Ohio State (Crisler Center)	February 5, 2023
Did not have a block	0	vs. Arizona State (Barclays Center; Legends Classic)	November 17, 2022
Steals	Total	Game	Date
More than 10 steals	11	at Minnesota (Williams Arena)	December 8, 2022
More than five steals	7	Indiana (Crisler Center)	February 11, 2023
Less than five steals	1	Nebraska (Crisler Center)	February 8, 2023
Did not have a steal	0	Minnesota (Crisler Center)	December 11, 2021



Opponents | The Last Time

Field Goals	Total	Game	Date
More than 40 field goals	44	Michigan State vs. U-M (Breslin Center)	March 4, 2000
More than 30 field goals	31	Penn State vs. U-M (Bryce Jordan Center)	January 29, 2023
Less than 20 field goals	18	Maryland at U-M (Crisler Center)	January 1, 2023
More than 70 attempts	71	Iowa vs. U-M (Carver-Hawkeye Arena)	January 12, 2023
More than 60 attempts	64	Ohio State at U-M (Crisler Center)	February 5, 2023
Less than 40 attempts	40	Minnesota vs. U-M (Williams Arena)	March 7, 2009
Shot better than 60%	60.4% (32-for-53)	Arizona State vs. U-M (Barclays Center; Legends Classic)	November 17, 2022
Shot better than 50%	54.4% (31-for-57)	Penn State vs. U-M (Bryce Jordan Center)	January 29, 2023
Shot less than 30%	26.5 (18-for-68)	Maryland at U-M (Crisler Center)	January 1, 2023
Three-Point Field Goals	Total	Game	Date
More than 15 three-pointers	15	UCLA vs. U-M (Pauley Pavilion)	December 10, 2016
More than 10 three-pointers	13	Penn State vs. U-M (Bryce Jordan Center)	January 29, 2023
Less than five three-pointers	2	Indiana at U-M (Crisler Center)	February 11, 2023
Did not make three-pointer	0	Michigan State at U-M (Breslin Center)	March 4, 2021
More than 30 attempts	30	Penn State vs. U-M (Bryce Jordan Center)	January 29, 2023
More than 20 attempts	30	Penn State vs. U-M (Bryce Jordan Center)	January 29, 2023
Less than 10 attempts	6	Indiana at U-M (Crisler Center)	February 11, 2023
Shot over 50% on three-pointers	60.0% (9-for-15)	Kentucky vs. U-M (O2 Arena; London Showcase)	December 4, 2022
Shot over 40% on three-pointers	43.3% (13-for-30)	Penn State vs. U-M (Bryce Jordan Center)	January 29, 2023
Shot less than 25% on three-pointers	15.8% (3-for-19)	Northwestern vs. (Welsh-Ryan Arena)	February 2, 2023
Free Throws	Total	Game	Date
More than 30 free throws	31	Illinois vs. U-M (Assembly Hall)	February 9, 2000
More than 20 free throws	20	Eastern Michigan vs. U-M (Little Caesars Arena)	November 11, 2022
Less than 10 free throws	9	Nebraska vs. U-M (Crisler Center)	February 8, 2023
Less than five free throws	4	Minnesota at U-M (Crisler Center)	January 22, 2023
More than 30 attempts	30	Maryland at U-M (Crisler Center)	January 19, 2021
More than 20 attempts	24	Northwestern at U-M (Crisler Center)	January 15, 2023
Less than 10 attempts	7	Minnesota at U-M (Crisler Center)	January 22, 2023
Less than five attempts	3	North Carolina at U-M (Crisler Center; ACC/Big Ten Challenge)	December 1, 2021
Shot 100 percent (min. 10 attp)	100% (11-for-11)	Central Florida at U-M (Crisler Center)	December 6, 2020
Shot more than 90 percent	90.9% (10-for-11)	Lipscomb at U-M (Crisler Center)	December 17, 2022
Shot less than 50 percent	50.0% (10-for-20)	Kentucky vs. U-M (O2 Arena; London Showcase)	December 4, 2022
Rebounds	Total	Game	Date
More than 50 rebounds	51 (26 off; 25 def)	Rutgers vs. U-M (MSG; B1G Super Saturday)	February 1, 2020
More than 40 rebounds	40 (14 off; 26 def)	Iowa vs. U-M (Carver-Hawkeye Arena)	January 12, 2023
Less than 25 rebounds	23 (6 off; 18 def)	Nebraska vs. U-M (Crisler Center)	February 8, 2023
Less than 20 rebounds	20 (6 off; 14 def)	Maryland at U-M (Crisler Center)	January 18, 2022
More than 20 offensive boards	20	Purdue vs. U-M (Crisler Center)	January 22, 2021
More than 15 offensive boards	15	Maryland vs. U-M (Xfinity Center)	January 19, 2023
More than 10 offensive boards	5	Nebraska vs. U-M (Crisler Center)	February 8, 2023
Less than five offensive boards	4	Wisconsin vs. U-M (Kohl Center)	February 20, 2022
More than 30 defensive boards	30	Minnesota at U-M (Crisler Center)	January 22, 2023
More than 25 defensive boards	26	Indiana at U-M (Crisler Center)	February 11, 2023
Less than 20 defensive boards	18	Nebraska vs. U-M (Crisler Center)	February 8, 2023
Less than 15 defensive boards	14	Maryland at U-M (Crisler Center)	January 18, 2022
Fouls	Total	Game	Date
More than 20 fouls	20	Penn State (Crisler Center)	January 4, 2023
More than 15 fouls	16	Indiana at U-M (Crisler Center)	February 11, 2023
Less than 10 fouls	6	Maryland vs. U-M (Xfinity Center)	January 19, 2023
Less than five fouls	5	Wisconsin vs. U-M (United Center; Big Ten Tournament)	March 13, 2015
Assists	Total	Game	Date
More than 20 assists	20	Rutgers vs. U-M (The RAC)	January 4, 2022
More than 15 assists	18	Iowa vs. U-M (Carver-Hawkeye Arena)	January 12, 2023
Less than 10 assists	6	Ohio State at U-M (Crisler Center)	February 5, 2023
Less than five assists	2	Minnesota at U-M (Crisler Center)	December 11, 2021
Turnovers	Total	Game	Date
More than 20 turnovers	22	Nebraska at U-M (Crisler Center)	March 5, 2020
More than 15 turnovers	16	Minnesota vs. U-M (Williams Arena)	December 8, 2022
Less than 10 turnovers	8	Nebraska vs. U-M (Crisler Center)	February 8, 2023
Less than five turnovers	5	Minnesota at U-M (Crisler Center)	December 11, 2021
Blocks	Total	Game	Date
More than 10 blocks	12	Michigan State vs. U-M (Breslin Center)	January 6, 2020
More than five blocks	6	Iowa vs. U-M (Carver-Hawkeye Arena)	January 12, 2023
Less than five blocks	4	Indiana at U-M (Crisler Center)	February 11, 2023
Did not have a block	0	Virginia vs. U-M (Crisler Center; ACC/Big Ten Challenge)	November 29, 2022
Steals	Total	Game	Date
More than 10 steals	11	Northwestern at U-M (Crisler Center)	January 15, 2023
More than five steals	7	Penn State vs. U-M (Bryce Jordan Center)	January 29, 2023
Less than five steals	3	Indiana at U-M (Crisler Center)	February 11, 2023
Did not have a steal	0	Ohio State vs. U-M (Lucas Oil Stadium; Big Ten Tournament)	March 13, 2021



2022-23 Michigan Men's Basketball Combined Team Statistics All games

Page 1/1
as of Feb 12, 2023

Game Records

Record	Overall	Home	Away	Neutral
ALL GAMES	14-11	10-4	2-4	2-3
CONFERENCE	8-6	6-2	2-4	0-0
NON-CONFERENCE	6-5	4-2	0-0	2-3

Score by Periods

Team	1st	2nd	OT	TOT
Michigan	913	916	12	1841
Opponents	848	868	17	1733

Team Box Score

No.	Player				Total		3-Point		F-Throw		Rebounds											
		GP-GS	MIN	AVG	FG-FGA	FG%	3FG-3FGA	3FG%	FT-FTA	FT%	OFF	DEF	TOT	AVG	PF	DQ	A	TO	BLK	STL	PTS	AVG
1	DICKINSON, Hunter	25-25	771:42	30.9	171-304	.563	15-37	.405	91-125	.728	59	151	210	8.4	47	1	34	49	42	15	448	17.9
13	HOWARD, Jett	24-24	737:44	30.7	118-276	.428	67-174	.385	53-66	.803	6	55	61	2.5	51	1	53	30	16	11	356	14.8
2	BUFKIN, Kobe	25-25	806:21	32.3	118-253	.466	25-81	.309	47-57	.825	19	85	104	4.2	55	3	74	39	18	33	308	12.3
0	MCDANIEL, Dug	25-17	688:32	27.5	66-189	.349	20-63	.317	25-32	.781	6	72	78	3.1	27	1	92	41	1	27	177	7.1
3	LLEWELLYN, Jaelin	8-8	211:35	26.4	17-55	.309	5-27	.185	17-25	.680	3	23	26	3.3	14	0	22	9	1	5	56	7.0
5	WILLIAMS II, Terrance	25-25	693:51	27.8	59-146	.404	17-62	.274	36-50	.720	41	112	153	6.1	45	0	23	21	4	8	171	6.8
15	BAKER, Joey	25-1	382:31	15.3	44-105	.419	31-72	.431	14-24	.583	5	49	54	2.2	39	0	10	11	5	9	133	5.3
32	REED JR., Tarris	25-0	282:57	11.3	35-62	.565	0-0	.000	14-41	.341	28	56	84	3.4	47	0	3	23	21	12	84	3.4
42	TSCHEITTER, Will	18-0	148:32	8.3	17-29	.586	3-11	.273	8-12	.667	6	8	14	0.8	22	0	2	6	3	0	45	2.5
25	HOWARD, Jace	21-0	165:53	7.9	11-25	.440	6-12	.500	4-11	.364	6	14	20	1.0	23	0	4	5	0	1	32	1.5
23	GLENN III, Gregg	4-0	11:03	2.8	2-5	.400	0-0	.000	2-4	.500	2	4	6	1.5	3	0	2	0	0	3	6	1.5
24	KHAYAT, Youssef	7-0	37:00	5.3	3-10	.300	3-7	.429	0-0	.000	2	1	3	0.4	4	0	1	2	0	0	9	1.3
11	BARNES, Isaiah	15-0	90:47	6.1	5-16	.313	2-9	.222	4-5	.800	6	11	17	1.1	2	0	1	3	1	0	16	1.1
34	SELVALA, Jackson	4-0	07:02	1.8	0-1	.000	0-0	.000	0-0	.000	0	1	1	0.3	1	0	0	2	0	0	0	0.0
4	BURNS, Ian	3-0	06:51	2.3	0-1	.000	0-1	.000	0-0	.000	0	0	0	0.0	0	0	0	0	0	0	0	0.0
45	SMITH, Cooper	4-0	07:32	1.9	0-1	.000	0-0	.000	0-0	.000	0	1	1	0.3	1	0	1	0	0	0	0	0.0
Team											27	39	66					4				
Total		25	5050		666-1478	.451	194-556	.349	315-452	.697	216	682	898	35.9	381	6	322	245	112	124	1841	73.6
Opponents		25	5050		648-1513	.428	169-532	.318	268-388	.691	246	657	903	36.1	423	10	299	269	66	122	1733	69.3

Team Statistics

	MICH	OPP
Scoring	1841	1733
Points per game	73.6	69.3
Scoring margin	+4.3	-
Field goals-att	666-1478	648-1513
Field goal pct	.451	.428
3 point fg-att	194-556	169-532
3-point FG pct	.349	.318
3-pt FG made per game	7.8	6.8
Free throws-att	315-452	268-388
Free throw pct	.697	.691
F-Throws made per game	12.6	10.7
Rebounds	898	903
Rebounds per game	35.9	36.1
Rebounding margin	-0.2	-
Assists	322	299
Assists per game	12.9	12.0
Turnovers	245	269
Turnovers per game	9.8	10.8
Turnover margin	+1.0	-
Assist/turnover ratio	1.3	1.1
Steals	124	122
Steals per game	5.0	4.9
Blocks	112	66
Blocks per game	4.5	2.6
Winning streak	0	-
Home win streak	0	-
Attendance	169790	67236
Home games-Avg/Game	14-12128	6-11206
Neutral site-Avg/Game	-	5-10627

Team Results

Date	Opponent		Score	Att.
11/07/2022	Purdue Fort Wayne	W	75-56	11107
11/11/2022	vs Eastern Mich.	W	88-83	14204
11/16/2022	vs Pittsburgh	W	91-60	5778
11/17/2022	vs Arizona St.	L	62-87	5677
11/20/2022	Ohio	Wot	70-66	12068
11/23/2022	Jackson St.	W	78-68	10244
11/29/2022	Virginia	L	68-70	12200
12/04/2022	vs Kentucky	L	69-73	8242
12/08/2022	at Minnesota	W	90-75	10004
12/17/2022	Lipscomb	W	83-75	12470
12/21/2022	vs North Carolina	L	76-80	19236
12/29/2022	Central Mich.	L	61-63	12707
01/01/2023	Maryland	W	81-46	12176
01/04/2023	Penn St.	W	79-69	12707
01/07/2023	at Michigan St.	L	53-59	14797
01/12/2023	at Iowa	Lot	84-93	11498
01/15/2023	Northwestern	W	85-78	12009
01/19/2023	at Maryland	L	58-64	12656
01/22/2023	Minnesota	W	60-56	12092
01/26/2023	Purdue	L	70-75	12707
01/29/2023	at Penn St.	L	61-83	12047
02/02/2023	at Northwestern	W	68-51	6234
02/05/2023	Ohio St.	W	77-69	12707
02/08/2023	Nebraska	W	93-72	11889
02/11/2023	Indiana	L	61-62	12707



2022-23 Michigan Men's Basketball Combined Team Statistics In Conference games

Page 1/1
as of Feb 12, 2023

Game Records

Record	Overall	Home	Away	Neutral
ALL GAMES	8-6	6-2	2-4	0-0
CONFERENCE	8-6	6-2	2-4	0-0
NON-CONFERENCE	0-0	0-0	0-0	0-0

Score by Periods

Team	1st	2nd	OT	TOT
Michigan	503	512	5	1020
Opponents	459	479	14	952

Team Box Score

No.	Player				Total		3-Point		F-Throw		Rebounds													
		GP-GS	MIN	AVG	FG-FGA	FG%	3FG-3FGA	3FG%	FT-FTA	FT%	OFF	DEF	TOT	AVG	PF	DQ	A	TO	BLK	STL	PTS	AVG		
1	DICKINSON, Hunter	14-14	434:38	31.0	95-163	.583	11-25	.440	53-74	.716	32	84	116	8.3	25	0	23	28	22	7	254	18.1		
13	HOWARD, Jett	13-13	389:58	30.0	59-151	.391	37-96	.385	31-35	.886	1	34	35	2.7	25	0	27	19	4	3	186	14.3		
2	BUFKIN, Kobe	14-14	464:51	33.2	70-147	.476	12-39	.308	19-24	.792	11	51	62	4.4	32	1	47	24	9	20	171	12.2		
0	MCDANIEL, Dug	14-14	472:37	33.8	44-123	.358	16-46	.348	16-19	.842	4	45	49	3.5	13	0	63	23	1	17	120	8.6		
5	WILLIAMS II, Terrance	14-14	366:38	26.2	32-70	.457	6-25	.240	18-24	.750	22	57	79	5.6	28	0	13	12	2	2	88	6.3		
15	BAKER, Joey	14-1	232:25	16.6	28-67	.418	18-44	.409	10-15	.667	5	26	31	2.2	26	0	5	9	3	9	84	6.0		
32	REED JR., Tarris	14-0	180:23	12.9	23-40	.575	0-0	.000	9-21	.429	14	37	51	3.6	33	0	1	13	12	8	55	3.9		
42	TSCHEITTER, Will	11-0	112:23	10.2	14-22	.636	3-9	.333	4-6	.667	5	6	11	1.0	18	0	2	5	1	0	35	3.2		
24	KHAYAT, Youssef	3-0	17:30	5.8	2-6	.333	2-5	.400	0-0	.000	0	1	1	0.3	4	0	1	1	0	0	6	2.0		
25	HOWARD, Jace	11-0	78:57	7.2	5-15	.333	2-6	.333	2-7	.286	2	8	10	0.9	9	0	2	1	0	1	14	1.3		
23	GLENN III, Gregg	2-0	05:32	2.8	0-2	.000	0-0	.000	2-4	.500	0	2	2	1.0	1	0	0	0	0	2	2	1.0		
11	BARNES, Isaiah	8-0	51:39	6.5	2-8	.250	0-3	.000	1-1	1.000	3	5	8	1.0	2	0	0	1	1	0	5	0.6		
45	SMITH, Cooper	3-0	06:13	2.1	0-0	.000	0-0	.000	0-0	.000	0	1	1	0.3	1	0	1	0	0	0	0	0.0		
34	SELVALA, Jackson	3-0	05:43	1.9	0-1	.000	0-0	.000	0-0	.000	0	0	0	0.0	1	0	0	2	0	0	0	0.0		
4	BURNS, Ian	2-0	05:32	2.8	0-1	.000	0-1	.000	0-0	.000	0	0	0	0.0	0	0	0	0	0	0	0	0.0		
Team											20	22	42					4						
Total		14	2825		374-816	.458	107-299	.358	165-230	.717	119	379	498	35.6	218	1	185	142	55	69	1020	72.9		
Opponents		14	2825		354-825	.429	88-281	.313	156-219	.712	121	353	474	33.9	226	5	165	141	40	66	952	68.0		

Team Statistics

	MICH	OPP
Scoring	1020	952
Points per game	72.9	68.0
Scoring margin	+4.9	-
Field goals-att	374-816	354-825
Field goal pct	.458	.429
3 point fg-att	107-299	88-281
3-point FG pct	.358	.313
3-pt FG made per game	7.6	6.3
Free throws-att	165-230	156-219
Free throw pct	.717	.712
F-Throws made per game	11.8	11.1
Rebounds	498	474
Rebounds per game	35.6	33.9
Rebounding margin	+1.7	-
Assists	185	165
Assists per game	13.2	11.8
Turnovers	142	141
Turnovers per game	10.1	10.1
Turnover margin	-0.1	-
Assist/turnover ratio	1.3	1.2
Steals	69	66
Steals per game	4.9	4.7
Blocks	55	40
Blocks per game	3.9	2.9
Winning streak	0	-
Home win streak	0	-
Attendance	98994	67236
Home games-Avg/Game	8-12374	6-11206
Neutral site-Avg/Game	-	0-0

Team Results

Date	Opponent		Score	Att.
12/08/2022	at Minnesota	W	90-75	10004
01/01/2023	Maryland	W	81-46	12176
01/04/2023	Penn St.	W	79-69	12707
01/07/2023	at Michigan St.	L	53-59	14797
01/12/2023	at Iowa	Lot	84-93	11498
01/15/2023	Northwestern	W	85-78	12009
01/19/2023	at Maryland	L	58-64	12656
01/22/2023	Minnesota	W	60-56	12092
01/26/2023	Purdue	L	70-75	12707
01/29/2023	at Penn St.	L	61-83	12047
02/02/2023	at Northwestern	W	68-51	6234
02/05/2023	Ohio St.	W	77-69	12707
02/08/2023	Nebraska	W	93-72	11889
02/11/2023	Indiana	L	61-62	12707



**2022-23 Michigan Men's Basketball
Season/Career Statistics
All games**

Page 1/2
as of Feb 12, 2023

Summary

Player	Season Statistics										Career Statistics									
	GP-GS	MIN/G	FG%	3FG%	FT%	R/G	A/G	STL	BLK	PTS/G	GP-GS	MIN/G	FG%	3FG%	FT%	R/G	A/G	STL	BLK	PTS/G
BAKER, Joey	25-1	15.3	.419	.431	.583	2.2	0.4	9	5	5.3	113-5	12.5	.400	.393	.732	1.3	0.5	44	19	4.4
BARNES, Isaiah	15-0	6.1	.313	.222	.800	1.1	0.1	0	1	1.1	17-0	5.6	.313	.222	.800	1.1	0.1	0	1	0.9
BUFKIN, Kobe	25-25	32.3	.466	.309	.825	4.2	3.0	33	18	12.3	53-25	20.8	.446	.282	.810	2.6	1.5	44	21	7.4
BURNS, Ian	3-0	2.3	.000	.000	.000	0.0	0.0	0	0	0.0	5-0	2.0	.000	.000	.000	0.0	0.2	0	0	0.0
DICKINSON, Hunter	25-25	30.9	.563	.405	.728	8.4	1.4	15	42	17.9	85-80	29.8	.572	.343	.756	8.1	1.6	39	131	16.9
GLENN III, Gregg	4-0	2.8	.400	.000	.500	1.5	0.5	3	0	1.5	4-0	2.8	.400	.000	.500	1.5	0.5	3	0	1.5
HOWARD, Jace	21-0	7.9	.440	.500	.364	1.0	0.2	1	0	1.5	46-0	5.7	.435	.381	.480	0.7	0.2	3	2	1.3
HOWARD, Jett	24-24	30.7	.428	.385	.803	2.5	2.2	11	16	14.8	24-24	30.7	.428	.385	.803	2.5	2.2	11	16	14.8
KHAYAT, Youssef	7-0	5.3	.300	.429	.000	0.4	0.1	0	0	1.3	7-0	5.3	.300	.429	.000	0.4	0.1	0	0	1.3
LLEWELLYN, Jaelin	8-8	26.4	.309	.185	.680	3.3	2.8	5	1	7.0	84-84	32.3	.393	.318	.715	3.8	2.5	64	16	13.3
MCDANIEL, Dug	25-17	27.5	.349	.317	.781	3.1	3.7	27	1	7.1	25-17	27.5	.349	.317	.781	3.1	3.7	27	1	7.1
REED JR., Tarris	25-0	11.3	.565	.000	.341	3.4	0.1	12	21	3.4	25-0	11.3	.565	.000	.341	3.4	0.1	12	21	3.4
SELVALA, Jackson	4-0	1.8	.000	.000	.000	0.3	0.0	0	0	0.0	4-0	1.8	.000	.000	.000	0.3	0.0	0	0	0.0
SMITH, Cooper	4-0	1.9	.000	.000	.000	0.3	0.3	0	0	0.0	4-0	1.9	.000	.000	.000	0.3	0.3	0	0	0.0
TSCHETTER, Will	18-0	8.3	.586	.273	.667	0.8	0.1	0	3	2.5	18-0	8.3	.586	.273	.667	0.8	0.1	0	3	2.5
WILLIAMS II, Terrance	25-25	27.8	.404	.274	.720	6.1	0.9	8	4	6.8	77-26	17.3	.417	.297	.709	3.5	0.6	16	7	4.6

Scoring

Player	Season Statistics								Career Statistics							
	FG-FGA	FG%	3FG-3FGA	3FG%	FT-FTA	FT%	PTS	PTS/G	FG-FGA	FG%	3FG-3FGA	3FG%	FT-FTA	FT%	PTS	PTS/G
BAKER, Joey	44-105	.419	31-72	.431	14-24	.583	133	5.3	168-420	.400	106-270	.393	52-71	.732	494	4.4
BARNES, Isaiah	5-16	.313	2-9	.222	4-5	.800	16	1.1	5-16	.313	2-9	.222	4-5	.800	16	0.9
BUFKIN, Kobe	118-253	.466	25-81	.309	47-57	.825	308	12.3	148-332	.446	33-117	.282	64-79	.810	393	7.4
BURNS, Ian	0-1	.000	0-1	.000	0-0	.000	0	0.0	0-2	.000	0-2	.000	0-0	.000	0	0.0
DICKINSON, Hunter	171-304	.563	15-37	.405	91-125	.728	448	17.9	567-991	.572	36-105	.343	266-352	.756	1436	16.9
GLENN III, Gregg	2-5	.400	0-0	.000	2-4	.500	6	1.5	2-5	.400	0-0	.000	2-4	.500	6	1.5
HOWARD, Jace	11-25	.440	6-12	.500	4-11	.364	32	1.5	20-46	.435	8-21	.381	12-25	.480	60	1.3
HOWARD, Jett	118-276	.428	67-174	.385	53-66	.803	356	14.8	118-276	.428	67-174	.385	53-66	.803	356	14.8
KHAYAT, Youssef	3-10	.300	3-7	.429	0-0	.000	9	1.3	3-10	.300	3-7	.429	0-0	.000	9	1.3
LLEWELLYN, Jaelin	17-55	.309	5-27	.185	17-25	.680	56	7.0	408-1039	.393	141-444	.318	163-228	.715	1120	13.3
MCDANIEL, Dug	66-189	.349	20-63	.317	25-32	.781	177	7.1	66-189	.349	20-63	.317	25-32	.781	177	7.1
REED JR., Tarris	35-62	.565	0-0	.000	14-41	.341	84	3.4	35-62	.565	0-0	.000	14-41	.341	84	3.4
SELVALA, Jackson	0-1	.000	0-0	.000	0-0	.000	0	0.0	0-1	.000	0-0	.000	0-0	.000	0	0.0
SMITH, Cooper	0-1	.000	0-0	.000	0-0	.000	0	0.0	0-1	.000	0-0	.000	0-0	.000	0	0.0
TSCHETTER, Will	17-29	.586	3-11	.273	8-12	.667	45	2.5	17-29	.586	3-11	.273	8-12	.667	45	2.5
WILLIAMS II, Terrance	59-146	.404	17-62	.274	36-50	.720	171	6.8	123-295	.417	38-128	.297	73-103	.709	357	4.6



2022-23 Michigan Men's Basketball
Season/Career Statistics
All games

Page 2/2
as of Feb 12, 2023

Totals

Player	Season Statistics								Career Statistics							
	O-REB	D-REB	TOTAL	PF	FO	A	TO	A/TO	O-REB	D-REB	TOTAL	PF	FO	A	TO	A/TO
BAKER, Joey	5	49	54	39	0	10	11	0.9	24	125	149	156	1	54	64	0.8
BARNES, Isaiah	6	11	17	2	0	1	3	0.3	6	12	18	2	0	1	3	0.3
BUFKIN, Kobe	19	85	104	55	3	74	39	1.9	28	108	136	79	3	82	54	1.5
BURNS, Ian	0	0	0	0	0	0	0	0.0	0	0	0	0	0	1	0	0.0
DICKINSON, Hunter	59	151	210	47	1	34	49	0.7	195	495	690	205	3	132	178	0.7
GLENN III, Gregg	2	4	6	3	0	2	0	0.0	2	4	6	3	0	2	0	0.0
HOWARD, Jace	6	14	20	23	0	4	5	0.8	10	21	31	43	0	7	12	0.6
HOWARD, Jett	6	55	61	51	1	53	30	1.8	6	55	61	51	1	53	30	1.8
KHAYAT, Youssef	2	1	3	4	0	1	2	0.5	2	1	3	4	0	1	2	0.5
LLEWELLYN, Jaelin	3	23	26	14	0	22	9	2.4	65	251	316	130	0	212	145	1.5
MCDANIEL, Dug	6	72	78	27	1	92	41	2.2	6	72	78	27	1	92	41	2.2
REED JR., Tarris	28	56	84	47	0	3	23	0.1	28	56	84	47	0	3	23	0.1
SELVALA, Jackson	0	1	1	1	0	0	2	0.0	0	1	1	1	0	0	2	0.0
SMITH, Cooper	0	1	1	1	0	1	0	0.0	0	1	1	1	0	1	0	0.0
TSCHETTER, Will	6	8	14	22	0	2	6	0.3	6	8	14	22	0	2	6	0.3
WILLIAMS II, Terrance	41	112	153	45	0	23	21	1.1	69	203	272	104	0	47	45	1.0

All-Time Series with Wisconsin

The Last Time with the Badgers ...

Home: (Jan. 12, 2021) No. 7 Michigan topped its third ranked, putting together a 27-3 run in the second half to earn a 77-54 victory over No. 9 Wisconsin at Crisler Center. Franz Wagner notched a double-double (15 points, 10 rebounds), while adding four steals to lead U-M. Mike Smith led with 16 points and dished out six assists, while Isaiah Livers added 13 points -- nine of which came off three-pointers -- six rebounds, three assists and three blocks.

Road: (Feb. 20, 2022) After the Wolverines went cold in the second half aided No. 15 Wisconsin to defeat Michigan 77-63 at the Kohl Center. After a back-and-forth first half, which closed tied at 31 at the half. After a quick spurt for the Wolverines to start the second half, they went cold through the middle 10 minutes of the half, while the Badgers countered with an 18-2 run to take control of the game and lead by double digits over the final six minutes. Hunter Dickinson led the Wolverines with 21 points, scoring 15 of those in the first half. Eli Brooks scored 14 points while DeVante Jones added 11 points, six rebounds and seven assists.

Neutral: (March 12, 2017) Michigan claimed its first Big Ten Tournament championship since the 1997-98 season with a decisive 71-56 victory over No. 24 Wisconsin at the Verizon Center in Washington, D.C. The championship completed a memorable five-day stretch that began with the team's plane sliding off the runway following an aborted takeoff attempt. After landing in D.C., Thursday morning and arriving at the arena less than two hours before tipoff vs. Illinois, the No. 8-seeded Wolverines proceeded to become the lowest-seeded team to win the Big Ten Tournament by winning four games in four days.

Overtime: (Jan. 24, 2015) Derrick Walton Jr. drained a three with 1.3 seconds left in regulation to force overtime, but Michigan struggled in the extra period and lost, 69-64, to No. 6 Wisconsin at Crisler Center. The Wolverines erased an 11-point deficit in the second half and trailed by four points with less than 30 seconds left in regulation. Walton was U-M's leading scorer with 17 points, while Zak Irvin finished with 12 points.

A Single Point Thriller: (Feb. 23, 2011) Michigan held a two-point lead with five seconds left in the game, but a banked three-pointer at the buzzer by No. 12 Wisconsin guard Josh Gasser gave the Badgers a 53-52 victory at Crisler Arena. Tim Hardaway Jr. led all U-M scorers with 16 points.

vs. Wisconsin	Total	W-L	Notables
All-Time	171	97-74	U-M has won three of the last five
Ann Arbor	82	59-23	U-M has won three of the last four
Madison	83	36-57	U-M has won two of the last four
Neutral	6	2-4	Four games were in Big Ten Tournament
U-M Sanctioned	9	7-2	U-M is 90-71 by the NCAA
Both Ranked	8	6-2	last: Feb. 14, 2021 #3 U-M won (67-59) at #21 Wisconsin
Big Ten Tournament	4	1-3	last: U-M won (71-56) in 2017 championship game
NCAA Tournament	-	-	

Overtime	Total	W-L	Notables
All-Time	7	4-3	last: Jan. 24, 2015, U-M lost (69-64, ot) in Madison
Overtime	7	4-3	last: Jan. 24, 2015, U-M lost (69-64, ot) in Madison

100-Points	Total	W-L	Notables
Michigan 100-plus	4	4-0	last: Feb. 2, 1976, U-M won (107-86) in Ann Arbor
Wisconsin's 100-plus	1	1-0	last: Dec. 29, 1966, U-M won (120-102) in Ann Arbor
Both 100-plus	1	1-0	last: Dec. 29, 1966, U-M won (120-102) in Ann Arbor

Wins	Total	Notables
Winning Streak%	18	Jan. 31, 1980 (W, 73-69) to Jan. 21, 1989 (UW won 71-68, -3)
Largest win	+44	Feb. 22, 1964, U-M won (103-59) in Madison
1-point wins	6	last: Jan. 8, 2003, U-M won (66-65, +1) in Ann Arbor
3-or-fewer wins	16	last: Feb. 21, 1991, U-M won (65-62, +3) in Ann Arbor
10+ point wins	47	last: Jan. 12, 2021, U-M won (77-54, +23) in Ann Arbor
20+ point wins	19	last: Jan. 12, 2021, U-M won (77-54, +23) in Ann Arbor
30+ point wins	2	last: March 8, 1990, U-M won (94-64, +30) in Ann Arbor
40+ point wins	1	Feb. 22, 1964, U-M won (103-59, +44) in Madison
% win streak includes three games forfeited by Wisconsin		

Losses	Total	Notables
Losing Streak	10	Jan. 24, 2007 (L, 71-58) to Jan. 8, 2012 (U-M won 59-41)
Largest loss	-31	Feb. 26, 2003, U-M lost (73-42) in Madison
1-point losses	5	last: Feb. 23, 2011, U-M lost (53-52, -1) in Ann Arbor
3-or-fewer losses	14	last: Feb. 9, 2013, U-M lost in OT (65-62, -3) in Madison
10+ point losses	38	last: Feb. 20, 2022, U-M lost (77-63, -14) in Madison
20+ point losses	8	last: Feb. 16, 2005, U-M lost (76-50, -26) in Madison
30+ point losses	1	Feb. 26, 2003, U-M lost (73-42) in Madison

Points	Total	Notables
Michigan Total	10,464	61.2 ppg
Most Points	120	Feb. 12, 1966, U-M won (120-102, +18) in Ann Arbor
Fewest Points	11	Feb. 19, 1923, U-M lost (16-11, -5) in Madison
Wisconsin Total	10,169	59.5 ppg
Most Points	102	Feb. 12, 1966, U-M won (120-102, +18) in Ann Arbor
Fewest Points	13 (2x)	Feb. 29, 1932, U-M won (33-13, +20) in Ann Arbor Feb. 22, 1926, U-M won (22-13, +9) in Ann Arbor

Wisconsin (97-74)							
Date	M-Rk	O-Rk	Site	W/L	Score	+/-	Fans
2/14/1920	-/-	-/-	at Wisconsin	L	13-40	-27	-
3/6/1920	-/-	-/-	Wisconsin	W	23-19	+4	-
1/8/1921	-/-	-/-	Wisconsin	L	24-27	-3	-
1/24/1921	-/-	-/-	at Wisconsin	L	17-25	-8	-
1/14/1922	-/-	-/-	at Wisconsin	L	16-18 (ot)	-2	-
2/18/1922	-/-	-/-	Wisconsin	W	18-17	+1	-
2/14/1923	-/-	-/-	Wisconsin	L	14-18	-4	-
2/19/1923	-/-	-/-	at Wisconsin	L	11-16	-5	-
1/19/1925	-/-	-/-	Wisconsin	W	14-12	+2	-
2/20/1925	-/-	-/-	at Wisconsin	W	27-16	+11	-
2/22/1926	-/-	-/-	Wisconsin	W	22-13	+9	-
3/1/1926	-/-	-/-	at Wisconsin	W	24-23 (ot)	+1	-
1/9/1928	-/-	-/-	at Wisconsin	L	22-26	-4	-
3/5/1928	-/-	-/-	Wisconsin	W	42-19	+23	-
1/7/1929	-/-	-/-	at Wisconsin	W	31-23	+8	-
3/4/1929	-/-	-/-	Wisconsin	W	37-22	+15	-
1/12/1931	-/-	-/-	Wisconsin	W	23-17	+6	-
2/28/1931	-/-	-/-	at Wisconsin	W	26-15	+11	-
1/9/1932	-/-	-/-	at Wisconsin	W	24-18	+6	-
2/29/1932	-/-	-/-	Wisconsin	W	33-13	+20	-
1/13/1934	-/-	-/-	at Wisconsin	L	23-34	-11	-
2/19/1934	-/-	-/-	Wisconsin	L	26-32	-6	-
1/14/1935	-/-	-/-	at Wisconsin	L	20-34	-14	-
2/23/1935	-/-	-/-	Wisconsin	L	19-33	-14	-
1/16/1937	-/-	-/-	at Wisconsin	W	41-31	+10	-
3/6/1937	-/-	-/-	Wisconsin	W	41-27	+14	-
1/17/1938	-/-	-/-	at Wisconsin	L	30-39	-9	-
2/21/1938	-/-	-/-	Wisconsin	W	58-29	+29	-
1/16/1939	-/-	-/-	Wisconsin	L	39-41	-2	-
1/8/1940	-/-	-/-	at Wisconsin	W	44-39	+5	-
1/18/1941	-/-	-/-	Wisconsin	L	30-40	-10	-
1/19/1942	-/-	-/-	at Wisconsin	L	36-58	-22	-
1/16/1943	-/-	-/-	Wisconsin	W	38-34	+4	-
1/18/1943	-/-	-/-	Wisconsin	L	34-55	-21	-
1/14/1944	-/-	-/-	at Wisconsin	L	41-50	-9	-
1/15/1944	-/-	-/-	at Wisconsin	L	31-42	-11	-
2/2/1945	-/-	-/-	Wisconsin	W	50-39	+11	-
2/10/1945	-/-	-/-	at Wisconsin	L	44-55	-11	-
2/2/1946	-/-	-/-	at Wisconsin	L	57-58	-1	-
2/11/1946	-/-	-/-	Wisconsin	W	66-56	+10	-
2/10/1947	-/-	-/-	Wisconsin	L	51-52	-1	-
1/17/1948	-/-	-/-	at Wisconsin	W	43-38	+5	-
2/7/1949	-/-	-/-	Wisconsin	W	40-38	+2	-
1/14/1950	-/-	-/-	at Wisconsin	L	41-53	-12	-
1/6/1951	-/-	-/-	Wisconsin	L	52-61	-9	-
2/26/1951	-/-	-/-	at Wisconsin	W	52-50	+2	-
2/18/1952	-/-	-/-	Wisconsin	W	56-55	+1	-
2/25/1952	-/-	-/-	at Wisconsin	L	53-69	-16	-
2/14/1953	-/-	-/-	at Wisconsin	L	63-75	-12	-
2/21/1953	-/-	-/-	Wisconsin	L	52-74	-22	-
2/20/1954	-/-	-/-	at Wisconsin	L	56-77	-21	-
1/10/1955	-/-	-/19	Wisconsin	W	90-63	+27	-
1/16/1956	-/20	-/-	at Wisconsin	L	58-69	-11	-
2/25/1956	-/-	-/-	Wisconsin	W	78-68	+10	-
1/14/1957	-/-	-/-	Wisconsin	W	71-62	+9	-
2/11/1957	-/-	-/-	at Wisconsin	L	65-70	-5	-
1/6/1958	-/-	-/-	Wisconsin	W	70-49	+21	-
3/3/1958	/21	-/-	at Wisconsin	W	72-65	+7	-
1/12/1959	-/-	-/-	at Wisconsin	W	84-74	+10	-
2/23/1959	-/-	-/-	Wisconsin	W	87-63	+24	-
2/22/1960	-/-	-/-	Wisconsin	L	82-88	-6	-
2/27/1961	-/-	-/-	at Wisconsin	L	68-76	-8	-
2/5/1962	-/-	-/-	at Wisconsin	W	81-74	+7	-
2/17/1962	-/-	-/-	Wisconsin	W	84-65	+19	-
2/4/1963	-/-	-/-	Wisconsin	L	78-81	-3	-
3/9/1963	-/-	-/-	at Wisconsin	W	82-80	+2	-
2/22/1964	2/2	-/-	at Wisconsin	W	103-59	+44	-
3/2/1965	1/1	-/-	Wisconsin	W	98-75	+23	-
1/29/1966	-/-	-/-	Wisconsin	W	69-67	+2	-
2/12/1966	10/10	-/-	Wisconsin	W	120-102	+18	-
12/29/1966	-/-	-/-	vs. Wisconsin (1)	W	98-88	+10	-
1/10/1967	-/-	-/-	at Wisconsin	L	90-98	-8	-
3/4/1967	-/-	-/-	vs. Wisconsin (2)	L	79-80	-1	-
1/6/1968	-/-	-/-	at Wisconsin	L	75-77	-2	8,595
3/1/1969	-/-	-/-	Wisconsin	W	84-79	+5	10,989
2/14/1970	-/-	-/-	at Wisconsin	L	74-84	-10	8,333
2/28/1970	-/-	-/-	Wisconsin	L	86-90	-4	7,963
1/9/1971	-/-	-/-	at Wisconsin	W	90-89	+1	7,483

All-Time Series with Wisconsin

Date	M-Rk	O-Rk	Site	W/L	Score	+/-	Fans
3/13/1971	-/-	-/-	Wisconsin	W	93-73	+20	11,802
3/7/1972	-/-	-/-	Wisconsin	W	93-70	+23	7,112
3/3/1973	-/-	-/-	at Wisconsin	L	79-94	-15	8,092
1/28/1974	15/20	17/16	Wisconsin	W	83-75	+8	8,232
2/25/1974	19/-	-/-	at Wisconsin	W	78-74	+4	7,684
1/27/1975	-/-	-/-	Wisconsin	W	75-73 (ot)	+2	5,328
2/24/1975	-/-	-/-	at Wisconsin	L	68-70	-2	5,235
1/8/1976	19/13	-/-	at Wisconsin	W	106-81	+25	8,860
2/2/1976	15/13	-/-	Wisconsin	W	107-86	+21	7,163
1/8/1977	5/3	-/-	Wisconsin	W	66-63	+3	13,609
1/27/1977	2/2	-/-	at Wisconsin	W	69-64	+5	7,042
1/19/1978	-/-	-/-	Wisconsin	W	83-64	+19	13,609
2/16/1978	-/-	-/-	at Wisconsin	W	68-66	+2	9,099
1/13/1979	-/-	-/-	at Wisconsin	L	66-77	-11	7,711
2/22/1979	-/-	-/-	Wisconsin	L	65-66	-1	13,009
1/31/1980	-/-	-/-	at Wisconsin	W	73-69 (ot)	+4	7,850
2/9/1980	-/-	-/-	Wisconsin	W	68-59	+9	10,341
1/31/1981	17/20	-/-	at Wisconsin	W	74-67	+7	7,746
2/7/1981	14/15	-/-	Wisconsin	W	71-64	+7	12,874
^1/7/1982	-/-	-/-	Wisconsin	(w)^	63-65	-2	8,920
3/6/1982	-/-	-/-	at Wisconsin	W	91-84	+7	5,230
1/15/1983	-/-	-/-	Wisconsin	W	62-57	+5	12,309
^3/2/1983	-/-	-/-	at Wisconsin	(w)^	70-82	-12	5,573
^1/14/1984	-/-	-/-	at Wisconsin	(w)^	64-71	-7	8,646
3/1/1984	-/-	-/-	Wisconsin	W	84-75	+9	13,109
2/2/1985	10/11	-/-	at Wisconsin	W	94-81	+13	7,106
2/28/1985	3/3	-/-	Wisconsin	W	88-68	+20	13,609
2/1/1986	9/8	-/-	Wisconsin	W	91-64	+27	13,609
2/26/1986	10/11	-/-	at Wisconsin	W	97-74	+23	7,703
1/24/1987	-/-	-/-	at Wisconsin	W	84-78	+6	9,593
2/18/1987	-/-	-/-	Wisconsin	W	77-64	+13	13,056
1/21/1988	7/8	-/-	Wisconsin	W	65-54	+11	13,459
2/11/1988	12/12	-/-	at Wisconsin	W	80-67	+13	7,496
1/21/1989	6/5	-/-	at Wisconsin	L	68-71	-3	11,174
2/25/1989	13/13	-/-	Wisconsin	W	92-70	+22	13,504
2/3/1990	4/4	-/-	at Wisconsin	W	77-63	+14	11,880
3/8/1990	13/14	-/-	Wisconsin	W	94-64	+30	13,402
1/19/1991	-/-	-/-	at Wisconsin	W	69-68 (ot)	+1	11,400
2/21/1991	-/-	-/-	Wisconsin	W	65-62	+3	10,322
1/25/1992	16/16	-/-	Wisconsin	W	98-83	+15	13,599
2/26/1992	17/16	-/-	at Wisconsin	L	78-96	-18	10,502
1/9/1993	3/3	-/-	at Wisconsin	(w)	98-73	+25	11,500
2/10/1993	4/4	-/-	Wisconsin	(w)	85-66	+19	13,398
1/29/1994	15/15	16/17	Wisconsin	W	79-75	+4	13,548
3/2/1994	3/5	-/-	at Wisconsin	L	58-71	-13	11,500
2/1/1995	-/-	-/-	Wisconsin	W	62-58	+4	13,562
2/11/1995	-/-	-/-	at Wisconsin	L	65-70	-5	11,500
1/3/1996	21/19	/	at Wisconsin	(l)	46-51	-5	11,859
3/9/1996	-/-	-/-	Wisconsin	(w)	65-51	+14	13,562
2/6/1997	13/15	-/-	at Wisconsin	(l)	53-58	-5	11,500
12/31/1997	18/20	-/-	at Wisconsin	(w)	76-63	+13	11,500
2/28/1998	21/21	-/-	Wisconsin	(w)	76-70	+6	12,324
12/30/1998	-/-	19/20	Wisconsin	(w)	59-55	+4	11,389
2/27/1999	-/-	16/15	at Wisconsin	(w)	51-39	+12	17,008
2/16/2000	-/-	-/-	at Wisconsin	L	59-75	-16	15,680
2/3/2001	-/-	10/16	Wisconsin	L	41-60	-19	13,509
2/2/2002	-/-	-/-	Wisconsin	W	64-53	+11	10,995
2/27/2002	-/-	-/-	at Wisconsin	L	54-74	-20	17,142
1/8/2003	-/-	-/-	Wisconsin	W	66-65	+1	8,809
2/26/2003	-/-	-/-	at Wisconsin	L	42-73	-31	17,142
1/21/2004	-/-	21/19	at Wisconsin	L	63-74	-11	17,142
2/22/2004	-/-	12/10	Wisconsin	W	71-59	+12	12,153
1/22/2005	-/-	24/23	Wisconsin	L	61-72	-11	13,751
2/16/2005	-/-	20/20	at Wisconsin	L	50-76	-26	17,142
1/28/2006	-/-	23/21	Wisconsin	W	85-76	+9	13,751
1/24/2007	-/-	2/3	at Wisconsin	L	58-71	-13	17,190
1/2/2008	-/-	25/24	Wisconsin	L	54-70	-16	8,855
1/22/2008	-/-	11/11	at Wisconsin	L	61-64	-3	17,190
3/14/2008	-/-	8/6	vs. Wisconsin (3)	L	34-51	-17	15,355
12/31/2008	23/24	-/-	Wisconsin	L	61-73	-12	11,046
3/1/2009	-/-	-/-	at Wisconsin	L	55-60	-5	17,230
1/20/2010	-/-	18/19	at Wisconsin	L	48-54	-6	17,230
2/6/2010	-/-	16/16	Wisconsin	L	44-62	-18	13,501
1/5/2011	-/-	-/-	at Wisconsin	L	50-66	-16	17,230
2/23/2011	-/-	12/12	Wisconsin	L	52-53	-1	11,023
1/8/2012	16/13	18/18	Wisconsin	W	59-41	+18	12,721
2/9/2013	3/3	-/-	at Wisconsin	L	62-65 (ot)	-3	17,249
3/15/2013	6/8	22/23	vs. Wisconsin (4)	L	59-68	-9	21,793
1/18/2014	-/-	3/3	at Wisconsin	W	77-70	+7	17,249

Date	M-Rk	O-Rk	Site	W/L	Score	+/-	Fans
2/16/2014	15/18	21/21	Wisconsin	L	62-75	-13	12,707
1/24/2015	-/-	6/5	Wisconsin	L	64-69 (ot)	-5	12,579
3/13/2015	-/-	6/5	vs. Wisconsin (4)	L	60-71	-11	17,290
2/28/2016	-/-	-/-	at Wisconsin	L	57-68	-11	17,287
1/17/2017	-/-	17/17	at Wisconsin	L	64-68	-4	17,287
2/16/2017	-/-	11/10	Wisconsin	W	64-58	+6	12,128
3/12/2017	-/-	24/23	vs. Wisconsin (5)	W	71-56	+15	12,902
2/11/2018	20/20	-/-	at Wisconsin	W	83-72	+11	17,284
1/19/2019	2/4	-/-	at Wisconsin	L	54-64	-10	17,287
2/9/2019	7/7	19/19	Wisconsin	W	61-52	+9	12,707
2/27/2020	19/22	-/-	Wisconsin	L	74-81	-7	12,707
1/12/2021	7/5	9/9	Wisconsin	W	77-54	+23	74#
2/14/2021	3/3	21/2	at Wisconsin	W	67-59	+8	0#
2/20/2022	-/-	15/16	at Wisconsin	L	63-77	-14	17,287
2/14/2023	-/-	-/-	at Wisconsin	-	-	-	-
2/26/2023	-/-	-/-	Wisconsin	-	-	-	-

Wisconsin Series Legend

(1) Los Angeles Classic, Los Angeles, Calif. (Pauley Pavilion)

(2) Detroit, Mich. (Cobo Arena)

(3) Big Ten Tournament, Indianapolis, Ind. (Conseco Fieldhouse)

(4) Big Ten Tournament, Chicago, Ill. (United Center)

(5) Big Ten Tournament, Washington, D.C. (Verizon Center)

* [Michigan] NCAA sanctioned game

^ [Wisconsin] NCAA forfeited after using ineligible player

covid-19 protocols did not allow for fans to attend game

All-Time Series with Wisconsin

Home Wisconsin (59-23)						
Date	M-Rk	O-Rk	W/L	Score	+/-	Fans
3/6/1920	-/-	-/-	W	23-19	+4	-
1/8/1921	-/-	-/-	L	24-27	-3	-
2/18/1922	-/-	-/-	W	18-17	+1	-
2/14/1923	-/-	-/-	L	14-18	-4	-
1/19/1925	-/-	-/-	W	14-12	+2	-
2/22/1926	-/-	-/-	W	22-13	+9	-
3/5/1928	-/-	-/-	W	42-19	+23	-
3/4/1929	-/-	-/-	W	37-22	+15	-
1/12/1931	-/-	-/-	W	23-17	+6	-
2/29/1932	-/-	-/-	W	33-13	+20	-
2/19/1934	-/-	-/-	L	26-32	-6	-
2/23/1935	-/-	-/-	L	19-33	-14	-
3/6/1937	-/-	-/-	W	41-27	+14	-
2/21/1938	-/-	-/-	W	58-29	+29	-
1/16/1939	-/-	-/-	L	39-41	-2	-
1/18/1941	-/-	-/-	L	30-40	-10	-
1/16/1943	-/-	-/-	W	38-34	+4	-
1/18/1943	-/-	-/-	L	34-55	-21	-
2/2/1945	-/-	-/-	W	50-39	+11	-
2/11/1946	-/-	-/-	W	66-56	+10	-
2/10/1947	-/-	-/-	L	51-52	-1	-
2/7/1949	-/-	-/-	W	40-38	+2	-
1/6/1951	-/-	-/-	L	52-61	-9	-
2/18/1952	-/-	-/-	W	56-55	+1	-
2/21/1953	-/-	-/-	L	52-74	-22	-
1/10/1955	-/-	-19	W	90-63	+27	-
2/25/1956	-/-	-/-	W	78-68	+10	-
1/14/1957	-/-	-/-	W	71-62	+9	-
1/6/1958	-/-	-/-	W	70-49	+21	-
2/23/1959	-/-	-/-	W	87-63	+24	-
2/22/1960	-/-	-/-	L	82-88	-6	-
2/17/1962	-/-	-/-	W	84-65	+19	-
2/4/1963	-/-	-/-	L	78-81	-3	-
3/2/1965	1/1	-/-	W	98-75	+23	-
1/29/1966	-/-	-/-	W	69-67	+2	-
2/12/1966	10/10	-/-	W	120-102	+18	-
3/1/1969	-/-	-/-	W	84-79	+5	10,989
2/28/1970	-/-	-/-	L	86-90	-4	7,963
3/13/1971	-/-	-/-	W	93-73	+20	11,802
3/7/1972	-/-	-/-	W	93-70	+23	7,112
1/28/1974	15/20	17/16	W	83-75	+8	8,232
1/27/1975	-/-	-/-	W	75-73 (ot)	+2	5,328
2/2/1976	15/13	-/-	W	107-86	+21	7,163
1/8/1977	5/3	-/-	W	66-63	+3	13,609
1/19/1978	-/-	-/-	W	83-64	+19	13,609
2/22/1979	-/-	-/-	L	65-66	-1	13,009
2/9/1980	-/-	-/-	W	68-59	+9	10,341
2/7/1981	14/15	-/-	W	71-64	+7	12,874
^1/7/1982	-/-	-/-	(w)^	63-65	-2	8,920
1/15/1983	-/-	-/-	W	62-57	+5	12,309
3/1/1984	-/-	-/-	W	84-75	+9	13,109
2/28/1985	3/3	-/-	W	88-68	+20	13,609
2/1/1986	9/8	-/-	W	91-64	+27	13,609
2/18/1987	-/-	-/-	W	77-64	+13	13,056
1/21/1988	7/8	-/-	W	65-54	+11	13,459
2/25/1989	13/13	-/-	W	92-70	+22	13,504
3/8/1990	13/14	-/-	W	94-64	+30	13,402
2/21/1991	-/-	-/-	W	65-62	+3	10,322
1/25/1992	16/16	-/-	W	98-83	+15	13,599
*2/10/1993	4/4	-/-	W	85-66	+19	13,398
1/29/1994	15/15	16/17	W	79-75	+4	13,548
2/1/1995	-/-	-/-	W	62-58	+4	13,562
*3/9/1996	-/-	-/-	W	65-51	+14	13,562
*2/28/1998	21/21	-/-	W	76-70	+6	12,324
*12/30/1998	-/-	19/20	W	59-55	+4	11,389
2/3/2001	-/-	10/16	L	41-60	-19	13,509
2/2/2002	-/-	-/-	W	64-53	+11	10,995
1/8/2003	-/-	-/-	W	66-65	+1	8,809
2/22/2004	-/-	12/10	W	71-59	+12	12,153
1/22/2005	-/-	24/23	L	61-72	-11	13,751
1/28/2006	-/-	23/21	W	85-76	+9	13,751
1/2/2008	-/-	25/24	L	54-70	-16	8,855
12/31/2008	23/24	-/-	L	61-73	-12	11,046
2/6/2010	-/-	16/16	L	44-62	-18	13,501
2/23/2011	-/-	12/12	L	52-53	-1	11,023
1/8/2012	16/13	18/18	W	59-41	+18	12,721
2/16/2014	15/18	21/21	L	62-75	-13	12,707
1/24/2015	-/-	6/5	L	64-69 (ot)	-5	12,579
2/16/2017	-/-	11/10	W	64-58	+6	12,128
2/9/2019	7/7	19/19	W	61-52	+9	12,707
2/27/2020	19/22	-/-	L	74-81	-7	12,707
1/12/2021	7/5	9/9	W	77-54	+23	74#
2/26/2023	-/-	-/-				

Road at Wisconsin (36-47)						
Date	M-Rk	O-Rk	W/L	Score	+/-	Fans
2/14/1920	-/-	-/-	L	13-40	-27	-
1/24/1921	-/-	-/-	L	17-25	-8	-
1/14/1922	-/-	-/-	L	16-18 (ot)	-2	-
2/19/1923	-/-	-/-	L	11-16	-5	-
2/20/1925	-/-	-/-	W	27-16	+11	-
3/1/1926	-/-	-/-	W	24-23 (ot)	+1	-
1/9/1928	-/-	-/-	L	22-26	-4	-
1/7/1929	-/-	-/-	W	31-23	+8	-
2/28/1931	-/-	-/-	W	26-15	+11	-
1/9/1932	-/-	-/-	W	24-18	+6	-
1/13/1934	-/-	-/-	L	23-34	-11	-
1/14/1935	-/-	-/-	L	20-34	-14	-
1/16/1937	-/-	-/-	W	41-31	+10	-
1/17/1938	-/-	-/-	L	30-39	-9	-
1/8/1940	-/-	-/-	W	44-39	+5	-
1/19/1942	-/-	-/-	L	36-58	-22	-
1/14/1944	-/-	-/-	L	41-50	-9	-
1/15/1944	-/-	-/-	L	31-42	-11	-
2/10/1945	-/-	-/-	L	44-55	-11	-
2/2/1946	-/-	-/-	L	57-58	-1	-
1/17/1948	-/-	-/-	W	43-38	+5	-
1/14/1950	-/-	-/-	L	41-53	-12	-
2/26/1951	-/-	-/-	W	52-50	+2	-
2/25/1952	-/-	-/-	L	53-69	-16	-
2/14/1953	-/-	-/-	L	63-75	-12	-
2/20/1954	-/-	-/-	L	56-77	-21	-
1/16/1956	-/20	-/-	L	58-69	-11	-
2/11/1957	-/-	-/-	L	65-70	-5	-
3/3/1958	/21	-/-	W	72-65	+7	-
1/12/1959	-/-	-/-	W	84-74	+10	-
2/27/1961	-/-	-/-	L	68-76	-8	-
2/5/1962	-/-	-/-	W	81-74	+7	-
3/9/1963	-/-	-/-	W	82-80	+2	-
2/22/1964	2/2	-/-	W	103-59	+44	-
1/10/1967	-/-	-/-	L	90-98	-8	-
1/6/1968	-/-	-/-	L	75-77	-2	8,595
2/14/1970	-/-	-/-	L	74-84	-10	8,333
1/9/1971	-/-	-/-	W	90-89	+1	7,483
3/3/1973	-/-	-/-	L	79-94	-15	8,092
2/25/1974	19/-	-/-	W	78-74	+4	7,684
2/24/1975	-/-	-/-	L	68-70	-2	5,235
1/8/1976	19/13	-/-	W	106-81	+25	8,860
1/27/1977	2/2	-/-	W	69-64	+5	7,042
2/16/1978	-/-	-/-	W	68-66	+2	9,099
1/13/1979	-/-	-/-	L	66-77	-11	7,711
1/31/1980	-/-	-/-	W	73-69 (ot)	+4	7,850
1/31/1981	17/20	-/-	W	74-67	+7	7,746
3/6/1982	-/-	-/-	W	91-84	+7	5,230
^3/2/1983	-/-	-/-	(w)^	70-82	-12	5,573
^1/14/1984	-/-	-/-	(w)^	64-71	-7	8,646
2/2/1985	10/11	-/-	W	94-81	+13	7,106
2/26/1986	10/11	-/-	W	97-74	+23	7,703
1/24/1987	-/-	-/-	W	84-78	+6	9,593
2/11/1988	12/12	-/-	W	80-67	+13	7,496
1/21/1989	6/5	-/-	L	68-71	-3	11,174
2/3/1990	4/4	-/-	W	77-63	+14	11,880
1/19/1991	-/-	-/-	W	69-68 (ot)	+1	11,400
2/26/1992	17/16	-/-	L	78-96	-18	10,502
*1/9/1993	3/3	-/-	W	98-73	+25	11,500
3/2/1994	3/5	-/-	L	58-71	-13	11,500
2/11/1995	-/-	-/-	L	65-70	-5	11,500
*1/3/1996	21/19	/	L	46-51	-5	11,859
*2/6/1997	13/15	-/-	L	53-58	-5	11,500
*12/31/1997	18/20	-/-	W	76-63	+13	11,500
*2/27/1999	-/-	16/15	W	51-39	+12	17,008
2/16/2000	-/-	-/-	L	59-75	-16	15,680
2/27/2002	-/-	-/-	L	54-74	-20	17,142
2/26/2003	-/-	-/-	L	42-73	-31	17,142
1/21/2004	-/-	21/19	L	63-74	-11	17,142
2/16/2005	-/-	20/20	L	50-76	-26	17,142
1/24/2007	-/-	2/3	L	58-71	-13	17,190
1/22/2008	-/-	11/11	L	61-64	-3	17,190
3/1/2009	-/-	-/-	L	55-60	-5	17,230
1/20/2010	-/-	18/19	L	48-54	-6	17,230
1/5/2011	-/-	-/-	L	50-66	-16	17,230
2/9/2013	3/3	-/-	L	62-65 (ot)	-3	17,249
1/18/2014	-/-	3/3	W	77-70	+7	17,249
2/28/2016	-/-	-/-	L	57-68	-11	17,287
1/17/2017	-/-	17/17	L	64-68	-4	17,287
2/11/2018	20/20	-/-	W	83-72	+11	17,284
1/19/2019	2/4	-/-	L	54-64	-10	17,287
2/14/2021	3/3	21/2	W	67-59	+8	0#
2/20/2022	-/-	15/16	L	63-77	-14	17,287
2/14/2023	-/-	-/-				

Neutral vs. Wisconsin (2-4)						
Date	M-Rk	O-Rk	W/L	Score	+/-	Fans
12/29/1966	-/-	-/-	W (1)	98-88	+10	-
3/4/1967	-/-	-/-	L (2)	79-80	-1	-
3/14/2008	-/-	8/6	L (3)	34-51	+17	15,355
3/15/2013	6/8	22/23	L (4)	59-68	-9	21,793
3/13/2015	-/-	6/5	L (4)	60-71	-11	17,290
3/12/2017	-/-	24/23	W (5)	71-56	+15	12,902

Overtime Wisconsin (4-3)						
Date	M-Rk	O-Rk	W/L	Score	OT	Fans
1/14/1922	-/-	-/-	L (A)	16-18 (-2)	ot	-
3/1/1926	-/-	-/-	W (A)	24-23 (+1)	ot	-
1/27/1975	-/-	-/-	W (H)	75-73 (+2)	ot	5,328
1/31/1980	-/-	-/-	W (A)	73-69 (+4)	ot	7,850
1/19/1991	-/-	-/-	W (A)	69-68 (+1)	ot	11,400
2/9/2013	3/3	-/-	L (A)	62-65 (-3)	ot	17,249
1/24/2015	-/-	6/5	L (H)	64-69 (-5)	ot	12,579

Michigan] NCAA Sanctioned (7-2*)						
Date	M-Rk	O-Rk	W/L	Score	+/-	Fans
1/9/1993	3/3	-/-	W (A)	98-73	+25	11,500
2/10/1993	4/4	-/-	W (H)	85-66	+19	13,398
1/3/1996	21/19	-/-	L (A)	46-51	-5	11,859
3/9/1996	-/-	-/-	W (H)	65-51	+14	13,562
2/6/1997	13/15	-/-	L (A)	53-58	-5	11,500
12/31/1997	18/20	-/-	W (A)	76-63	+13	11,500
2/28/1998	21/21	-/-	W (H)	76-70	+6	12,324
12/30/1998	-/-	19/20	W (H)	59-55	+4	11,389
2/27/1999	-/-	16/15	W (A)	51-39	+12	17,008