

OHIO STATE MEN'S BASKETBALL

1898 **FIRST SEASON** • 1 **NATIONAL CHAMPIONSHIP** • 10 **NCAA FINAL FOURS** • 14 **SWEET 16 APPEARANCES**
31 **NCAA APPEARANCES** • 20 **BIG TEN CONFERENCE CHAMPIONSHIPS** • 28 **CONSENSUS ALL-AMERICANS**

WAYS TO WATCH/LISTEN

Watch: FS1

(Gus Johnson & Jim Jackson)

Listen: 97.1 The Fan / OhioStateBuckeyes.com

(Paul Keels & Ron Stokes)

2022-23 SCHEDULE/RESULTS

NOVEMBER (5-2)

Tue	1	CHAMINADE (Exh.)	W, 101-57
Mon	7	ROBERT MORRIS	W, 91-53
Thur	10	CHARLESTON SOUTHERN	W, 82-56
Wed	16	EASTERN ILLINOIS	W, 65-43
Mon	21	vs. #17/19 San Diego State ¹	L, 77-88
Tue	22	vs. Cincinnati ¹	W, 81-53
Wed	23	vs. #21/20 Texas Tech ¹	W, 80-73
Wed	30	at #17/16 Duke ²	L, 72-81

DECEMBER (4-1)

Sat	3	ST. FRANCIS (PA.)	W, 96-59
Thur	8	RUTGERS*	W, 67-66
Sat	17	vs. North Carolina ³	L, 84-89 (ot)
Wed	21	MAINE	W, 95-61
Thur	29	ALABAMA A&M	W, 90-59

JANUARY (2-7)

Sun	1	at Northwestern*	W, 73-57
Thur	5	#1/1 PURDUE*	L, 69-71
Sun	8	at Maryland*	L, 73-80
Thur	12	MINNESOTA*	L, 67-70
Sun	15	at Rutgers*	L, 64-68 (ot)
Wed	18	at Nebraska*	L, 60-63
Sat	21	IOWA*	W, 93-77
Tue	24	at Illinois*	L, 60-69
Sat	28	at Indiana*	L, 70-86

FEBRUARY (0-0)

Thur	2	WISCONSIN* (FS1)	7:00
Sun	5	at Michigan* (CBS)	1:00
Thur	9	NORTHWESTERN* (FS1)	8:00
Sun	12	MICHIGAN STATE* (CBS)	1:00
Thur	16	at Iowa* (ESPN2)	9:00
Sun	19	at Purdue* (CBS)	1:00
Thur	23	PENN STATE* (FS1)	6:30
Sun	26	ILLINOIS* (CBS)	Noon

MARCH (0-0)

Wed	1	MARYLAND* (BTN)	7:00
Sat	4	at Michigan State*	Noon/2:00/4:00
We-Su	8-12	Big Ten Tournament ⁴	

* Big Ten Conference game

(1) Maui Invitational (Lahaina, Hawaii)

(2) ACC/Big Ten Men's Basketball Challenge

(3) CBS Sports Classic (New York, N.Y.)

(4) Big Ten Tournament (Chicago, Ill.)

GAME 22

OHIO STATE (11-10, 3-7) VS. **WISCONSIN** (12-8, 4-6)

Thursday, February 2 • 7 p.m. • Columbus, Ohio • Value City Arena



Head Coach: Chris Holtmann

12th year overall

6th year at Ohio State

Career Record: 232-151



Head Coach: Greg Gard

8th year overall

8th year at Wisconsin

Career Record: 156-86



- Coming off a tough week on the road, Ohio State returns home to start a stretch of three home games in its next four, beginning on Thursday night against Wisconsin.
- This will be the lone meeting this season between the two teams.
- Ohio State officially leads the all-time series with Wisconsin 90-74 and 55-25 in games played in Columbus. Including vacated games, this will be the 171st all-time meeting between the two programs.
- Last year, the teams split a pair of games with each team winning on its home floor. Ohio State stymied Wisconsin in the second half off the first meeting and pulled-away for a 74-55 victory in Columbus. In the return meeting, just a month later in Madison, the Badgers led throughout in a 78-68 victory.
- The Buckeyes are wearing "This Game is No Secret" shirts on Thursday night vs. Wisconsin. The third annual event is organized by the coaches behind ERACISM and is in honor of the legacy of John McLendon. He led his team to a win over Duke in 1944 in a game that had to be played in secret due to Jim Crow laws.
- Freshman Brice Sensabaugh has continued to impress through the first half of Big Ten play. He is the second leading freshmen scorer in the country and is sixth among all players in the Big Ten. He has led the team in scoring in each of the last 12 games and is averaging 19.4 ppg through the first 10 Big Ten games.
- Senior captain Justice Sueing is just five points away from 1,500 in his career. He has scored 609 points in his Ohio State career.
- Sean McNeil has made at least one three-pointer in all but two games this season and has 192 in his career.
- Zed Key has scored in double figures in five of the last six games and knocked-down a three-pointer vs. Indiana last Saturday. That was his first three-pointer since giving the Buckeyes the lead with a straight-on three late in regulation vs. North Carolina on Dec. 17.
- Wisconsin opened the season 11-2 and were atop the Big Ten standings at 3-0. But the Badgers suffered an injury to All-Big Ten forward Tyler Wahl and come to town having lost six of their last seven games.



#0 TANNER HOLDEN

GRAD • G • 6-6 • 200 • WHEELERSBURG, OHIO / WHEELERSBURG/WRIGHT ST.

PPG	RPG	MPG	BLK	STL	APG	FG%	3FG%	FT%
4.2	2.7	15.2	2	10	0.5	.460	.500	.857

- Has 5 steals over the last four games
- Has scored over 1,500 pts in his career
- Played in 92 games at WSU, averaging 16.1 points and 7.0 rebounds
- Two-time first team All-Horizon League

Season	Highs	Career
12 - 11/7/22	Pts.....	38 - 1/22/22
5 - 11/10/22	Rebs.....	17 - 12/21/19
2 (4x) - 1/18/23	Asts.....	7 - 1/10/20
3 - 1/21/23	Stls.....	5 - 2/22/20
2 - 12/21/22	Blks.....	2 (3x) - 12/21/22



#1 RODDY GAYLE JR.

FR • G • 6-4 • 205 • NIAGARA FALLS, N.Y. / WASATCH ACADEMY

PPG	RPG	MPG	BLK	STL	APG	FG%	3FG%	FT%
4.0	1.6	14.2	6	12	1.0	.425	.333	.778

- Made 1st career start in win over Iowa
- Made the first three-pointer he attempted in his career
- Smooth combo guard who can guard multiple positions

Season	Highs	Career
12 - 12/3/22	Pts.....	
5 - 1/28/23	Rebs.....	
3 (4x) - 12/29/22	Asts.....	
3 - 1/24/23	Stls.....	
1 (6x) - 1/28/23	Blks.....	



#2 BRUCE THORNTON

FR • G • 6-2 • 215 • ALPHARETTA, GA. / MILTON

PPG	RPG	MPG	BLK	STL	APG	FG%	3FG%	FT%
8.5	2.8	28.8	1	17	2.8	.412	.397	.784

- Has started every game at point guard this season
- OSU is 9-4 when he has a + Ast-to-TO ratio
- Georgia's Gatorade Player of the Year in '22
- No. 42 ranked recruit in the 2022 class

Season	Highs	Career
17 (2x) - 12/17/22	Pts.....	
7 - 11/16/22	Rebs.....	
6 - 1/1/23	Asts.....	
2 (5x) - 1/8/23	Stls.....	
1 - 12/29/22	Blks.....	



#3 EUGENE BROWN III

JR • G • 6-7 • 195 • CONYERS, GA. / SOUTHWEST DEKALB

PPG	RPG	MPG	BLK	STL	APG	FG%	3FG%	FT%
1.8	1.2	7.9	4	3	0.0	.500	.400	1.000

- Missed the first 11 games due to a concussion
- One of four returners
- Started 10 of the last 12 games last season
- One of the team's better defenders

Season	Highs	Career
3 (2x) - 1/8/23	Pts.....	12 - 11/5/21
3 - 1/8/23	Rebs.....	8 (2x) - 2/12/22
	Asts.....	3 - 3/1/22
2 - 12/29/22	Stls.....	3 - 2/21/22
2 - 1/8/23	Blks.....	2 (2x) - 2/21/22



#4 SEAN MCNEIL

GRAD • G • 6-4 • 205 • UNION, KY. / COOPER / SINCLAIR CC / WEST VIRGINIA

PPG	RPG	MPG	BLK	STL	APG	FG%	3FG%	FT%
9.8	2.1	29.0	3	9	1.3	.420	.385	.897

- 4 games with 3 three-pointers made
- Has made multiple threes in last five games
- Topped 1,000 career pts vs. Maine (12/21)
- Has made 192 career three-pointers
- Transfer from West Virginia

Season	Highs	Career
22 - 11/21/22	Pts.....	26 (2x) - 1/8/22
6 - 11/10/22	Rebs.....	6 (2x) - 11/10/22
4 - 12/3/22	Asts.....	4 (4x) - 12/3/22
2 (2x) - 1/28/23	Stls.....	2 (8x) - 1/28/23
1 (3x) - 12/29/22	Blks.....	2 (2x) - 12/18/21



#10 BRICE SENSABAUGH

FR • F • 6-6 • 235 • ORLANDO, FLA. / LAKE HIGHLAND PREP

PPG	RPG	MPG	BLK	STL	APG	FG%	3FG%	FT%
17.6	5.5	24.0	9	11	1.0	.508	.474	.803

- 3x BIG Freshman of the Week
- Three double-doubles
- Has led the team in scoring 13 times
- 2nd nationally in scoring among freshmen
- Florida's Gatorade Player of the Year in '22

Season	Highs	Career
27 - 1/21/23	Pts.....	
11 - 1/15/23	Rebs.....	
7 - 12/21/22	Asts.....	
2 (2x) - 1/5/23	Stls.....	
2 - 1/1/23	Blks.....	



#13 ISAAC LIKEKELE

GRAD • G • 6-5 • 215 • ARLINGTON, TEXAS / TIMBERVIEW / OKLA. ST.

PPG	RPG	MPG	BLK	STL	APG	FG%	3FG%	FT%
3.8	4.6	22.3	5	13	2.8	.370	.143	.444

- Had 18 pts, 10 rebs and 7 assists vs. Iowa
- Voted a team captain in his first season
- Played in 114 games at Okla. St. and had more than 1,000 points
- Versatile player who can play spots 1-4

Season	Highs	Career
18 - 1/21/23	Pts.....	26 - 11/27/19
10 (2x) - 1/21/23	Rebs.....	13 - 11/25/20
7 - 1/21/23	Asts.....	11 - 2/5/20
2 (2x) - 11/23/22	Stls.....	8 - 11/27/19
2 - 1/17/22	Blks.....	2 (5x) - 2/19/22




#14 JUSTICE SUEING

SR • F • 6-7 • 215 • HONOLULU, HAWAII / MATER DEI / CAL

PPG	RPG	MPG	BLK	STL	APG	FG%	3FG%	FT%
12.6	4.5	28.3	6	15	1.9	.444	.250	.694

- Is 5 points away from 1,500 in his career
- Spectacular vs. Texas Tech, scoring a career-high 33 pts with 8 rebs and 5 assists
- Named a team captain for a 2nd consecutive season

Season	Highs	Career
33 - 11/23/22	Pts.....	33 - 11/23/22
9 - 12/17/22	Rebs.....	11 (2x) - 2/4/21
5 (2x) - 1/1/23	Asts.....	6 - 2/28/19
3 - 11/7/22	Stls.....	5 (2x) - 1/27/21
1 (6x) - 1/24/23	Blks.....	2 (5x) - 1/27/21




#15 BOWEN HARDMAN

FR • G • 6-3 • 175 • CINCINNATI, OHIO / PRINCETON

PPG	RPG	MPG	BLK	STL	APG	FG%	3FG%	FT%
2.4	0.0	3.6	0	0	0.0	.500	.500	.000

- Scored his first collegiate points on a pair of threes vs. Maine
- Lights-out shooter
- Stretches the floor with his ability to hit the shot on the perimeter

Season	Highs	Career
6 (2x) - 12/22/22	Pts.....	
	Rebs.....	
	Asts.....	
	Stls.....	
	Blks.....	




#23 ZED KEY

JR • F • 6-8 • 255 • BAY SHORE, N.Y. / LONG ISLAND LUTHERAN

PPG	RPG	MPG	BLK	STL	APG	FG%	3FG%	FT%
11.9	7.6	25.4	21	12	0.8	.567	.318	.667

- Has 3 games of 3 blocks this year (car. high)
- 7 games of 10 or more rebs this year
- 6 double-doubles on the year
- Named a team captain

Season	Highs	Career
22 - 12/8/22	Pts.....	22 - 12/8/22
14 (2x) - 12/8/22	Rebs.....	14 (3x) - 12/8/22
2 (3x) - 12/21/22	Asts.....	2 (7x) - 12/21/22
2 (3x) - 1/21/23	Stls.....	2 (4x) - 1/1/23
3 (3x) - 1/18/23	Blks.....	3 (6x) - 1/18/23



#24 KALEN ETZLER

FR • F • 6-8 • 200 • VAN WERT, OHIO / CRESTVIEW

PPG	RPG	MPG	BLK	STL	APG	FG%	3FG%	FT%
1.0	1.6	4.3	0	0	0.1	.429	.200	.000

- Scored his first collegiate pts on a rebound and put-back vs. Cincinnati in Maui
- Redshirted last season and really worked on his jump shot
- Added 15 pounds of muscle from last year

Season	Highs	Career
3 - 12/3/22	Pts.....	
3 (2x) - 12/3/22	Rebs.....	
1 - 12/3/22	Asts.....	
	Stls.....	
	Blks.....	




#34 FELIX OKPARA

FR • C • 6-11 • 215 • LAGOS, NIGERIA / HAMILTON HEIGHTS CHRIST. ACAD. / LINK ACAD.

PPG	RPG	MPG	BLK	STL	APG	FG%	3FG%	FT%
3.6	3.3	13.0	25	9	0.2	.611	.000	.563

- 8 games with multiple blocks
- Notched 1st career double-double with 10 pts and 12 rebs vs. St. Francis
- Elite shot-blocker

Season	Highs	Career
10 (2x) - 12/21/22	Pts.....	
12 - 12/3/22	Rebs.....	
2 (2x) - 1/5/23	Asts.....	
4 - 12/17/22	Stls.....	
3 (2x) - 1/21/23	Blks.....	



#42 COLBY BAUMANN

FR • G • 6-3 • 185 • HOUSTON, TEXAS / IMG ACADEMY

PPG	RPG	MPG	BLK	STL	APG	FG%	3FG%	FT%
0.0	1.0	2.0	0	0	0.3	.000	.000	.000

- One of two walk-ons on the roster
- Brings a defensive presence on the perimeter
- Big Kobe Bryant fan and tries to model his game after him

Season	Highs	Career
	Pts.....	
1 (3x) - 12/29/22	Rebs.....	
1 - 12/29/22	Asts.....	
	Stls.....	
	Blks.....	



#44 OWEN SPENCER

JR • F • 6-9 • 215 • CINCINNATI, OHIO / TURPIN / CITADEL

PPG	RPG	MPG	BLK	STL	APG	FG%	3FG%	FT%
0.6	1.4	2.4	0	0	0.2	.167	.000	.500

- Was awarded a scholarship after the Iowa game in January
- Appeared in 23 games at The Citadel
- Biology major who would like to be a heart surgeon

Season	Highs	Career
2 - 11/10/22	Pts.....	7 - 12/5/20
4 - 12/3/22	Rebs.....	5 (2x) - 1/29/22
1 - 12/29/22	Asts.....	1 (7x) - 12/21/22
	Stls.....	1 - 11/22/21
	Blks.....	2 (2x) - 11/22/21



CHRIS HOLTMANN

TAYLOR, 1994

Record at Ohio State
118-66 (6th season)

- Three-time Naismith National Coach of the Year Finalist (2015, 2018, 2021)
- Big Ten Coach of the Year (2018)
- Big South Coach of the Year (2013)
- Big East Coach of the Year (2017)

Overall Coaching Record
232-151 (12th season)

- Has won 20+ games each of the last nine seasons
- 7 NCAA Tournament appearances
- Self proclaimed "college coaching's worst golfer"



Jake Diebler
Associate Head Coach



Jack Owens
Assistant Coach



Mike Netti
Assistant Coach



David Egelhoff
Dir. of Operations



Brad Watson
Athletic Trainer

2022-23 ROSTER BREAKDOWN

BY CLASS

Graduates (2)

Isaac Likekele
Sean McNeil

Seniors (2)

Tanner Holden
Justice Sueing

Juniors (3)

Eugene Brown III
Zed Key
Owen Spencer

Freshman (7)

Colby Baumann
Kalen Etzler
Roddy Gayle Jr.
Bowen Hardman
Felix Okpara
Brice Sensabaugh
Buce Thornton

BY STATE

Ohio (4)

Kalen Etzler
Bowen Hardman
Tanner Holden
Owen Spencer

Florida (1)

Brice Sensabaugh

Georgia (2)

Eugene Brown III
Bruce Thornton

Hawaii (1)

Justice Sueing

International (1)

Felix Okpara (Lagos, Nigeria)

Kentucky (1)

Sean McNeil

New York (2)

Roddy Gayle Jr.
Zed Key

Texas (2)

Colby Baumann
Isaac Likekele

NUMERICAL ROSTER

No.	Name.....	Pos.	Ht.	Wt.	Cl.	Hometown	H.S./Last School
0	Tanner Holden	G	6-6	200	Sr.	Wheelersburg, Ohio	Wheelersburg/Wright State
1	Roddy Gayle Jr.	G	6-4	205	Fr.	Niagara Falls, N.Y.	Wasatch Academy
2	Bruce Thornton	G	6-2	215	Fr.	Alpharetta, Ga.	Milton
3	Eugene Brown III**	G	6-7	195	Jr.	Conyers, Ga.	Southwest DeKalb
4	Sean McNeil	G	6-4	205	Grad.	Union, Ky.	Cooper HS/Sinclair CC/West Virginia
10	Brice Sensabaugh	F	6-6	235	Fr.	Orlando, Fla.	Lake Highland Prep
13	Isaac Likekele	G	6-5	215	Grad.	Arlington, Texas	Timberview/Oklahoma State
14	Justice Sueing***	F	6-6	210	R-Sr.	Honolulu, Hawaii	Mater Dei/California
15	Bowen Hardman	G	6-3	175	Fr.	Cincinnati, Ohio	Princeton
23	Zed Key**	F	6-8	255	Jr.	Bay Shore, N.Y.	Long Island Lutheran
24	Kalen Etzler*	F	6-8	190	R-Fr.	Van Wert, Ohio	Crestview
34	Felix Okpara	C	6-11	220	Fr.	Lagos, Nigeria	Hamilton Heights Christian Acad./Link Acad.
42	Colby Baumann	G	6-3	185	Fr.	Houston, Texas	IMG Academy
44	Owen Spencer	F	6-9	215	Jr.	Cincinnati, Ohio	Turpin/Citadel

* denotes letters earned at Ohio State

SOCIAL MEDIA ROSTER

No.	Name	Twitter	Instagram	TikTok
0	Tanner Holden	tannerholden_23	tannerholden23	
1	Roddy Gayle Jr.	roddy_gayle	roddy_g_23	
2	Bruce Thornton	Bruce2T_	brucethornton_	bruxe1
3	Eugene Brown III	eugenebrown3_	eugenebrown3_	eugenebrown3_
4	Sean McNeil	SeanMcNeil22	seanmcneil22	hb22_
10	Brice Sensabaugh	bricepsensa	babysensa	notbabysensa
13	Isaac Likekele	_Issaaac	_issaaac13	iceboogie13
14	Justice Sueing	JusticeSueing	justicesueing	justicesueing
15	Bowen Hardman	BowenHardman	hardmanbowen	bowenhardman
23	Zed Key	iamzedkey	iamzedkey	iamzedkey
24	Kalen Etzler	kalen_etzler24	kalenetzler24	kalenetzler
34	Felix Okpara	Felixokpara24	okpara_felix	
42	Colby Baumann	colby_baumann	colby_baumann	colbybaumann
44	Owen Spencer	owenspencer23	obrochill	bigspence22

COACHES AND STAFF

Chris Holtmann, Head Coach
Jake Diebler, Associate Head Coach
Jack Owens, Assistant Coach
Mike Netti, Assistant Coach
David Egelhoff, Director of Basketball Operations
Nick Kellogg, Assistant to the Head Coach
Brad Watson, Athletic Trainer
Quadrian Banks, Strength and Conditioning Coach
Terence Dials, Director of Professional Development
Kyle Davis, Director of Recruiting/Branding
Robbie Rucki, Video Coordinator
John McCausland, Program Assistant

PRONUNCIATION GUIDE

Players

Kalen Etzler KAY-lin
Isaac Likekele like-lee
Felix Okpara AHK-par-uh
Brice Sensabaugh SENSE-uh-baugh
Justice Sueing SUE-ing

Coaches

Quadrian Banks KWAY-dree-un
Jake Diebler DEEB-ler

MAJORS

Colby Baumann Exploration
Eugene Brown III Sport Industry
Kalen Etzler Finance
Roddy Gayle Jr. Accounting
Bowen Hardman Finance
Tanner Holder Strategic Communication
Zed Key Consumer & Family Financial Services
Isaac Likekele Early Childhood Education
Sean McNeil Public Management (Grad. Certificate)
Felix Okpara Economics
Brice Sensabaugh Finance
Owen Spencer Biology
Justice Sueing Public Management (Grad. Certificate)
Bruce Thornton Sport Industry

PLAYERS BY HEIGHT

Felix Okpara 6-11
Owen Spencer 6-9
Kalen Etzler, Zed Key 6-8
Eugene Brown III 6-7
Tanner Holden, Brice Sensabaugh, Justice Sueing 6-6
Isaac Likekele 6-5
Roddy Gayle Jr., Sean McNeil 6-4
Colby Baumann, Bowen Hardman 6-3
Bruce Thornton 6-2

UNIVERSITY AT A GLANCE

Name of School	The Ohio State University
City (Pop.)	Columbus, Ohio (1.7 m)
Founded	1870
Enrollment	57,466
Nickname	Buckeyes
School Colors ..	Scarlet (PMS 200) & Gray (PMS 429)
Mascot	Brutus Buckeye
Primary Arena Name	Value City Arena (19,049)
Affiliation	NCAA Division I
Conference	Big Ten Conference
President	Dr. Kristina M. Johnson
AD & Associate Vice President	Eugene Smith
Alma Mater, Year	Notre Dame, 1977
Associate AD/SWA	Janine Oman
Ticket Office Phone	614-292-2624 or
.....	1-800-GO-BUCKS

BASKETBALL HISTORY

First Year of Basketball	1898
All-Time Record (Years)*	1,761-1,135 (124th season)
NCAA Appearances	31
NCAA Record	52-30 (31)
National Championships	1 (1960)
National Runners-up	4
NCAA Final Fours	10
NCAA Elite Eights	14
NCAA SWEET 16s	14
NIT Appearances	9
NIT Record	19-8
NIT Championships	2
NIT Runner-up	1
Big Ten Conference Season	111th
All-Time Big Ten Regular Season Record*	836-740
Big Ten Championships	20
Outright Big Ten Titles	13
Big Ten Tournament Title Game Appearances	9
Big Ten Tournament Titles	4
Big Ten Tournament Record	30-17

*The NCAA vacated 113 games (82-31) between 1998-99 and 2001-02

BASKETBALL STAFF

Head Coach	Chris Holtmann
Alma Mater, Year	Taylor (Ind.), 1994
Associate Head Coach	Jake Diebler (Valparaiso, 2009)
Assistant Coaches	Jack Owens (E. Illinois, 1999)
.....	Mike Netti (Syracuse, 2002)
Director of Basketball Operations	David Egelhoff
Director of Professional Development	Terence Dials
Special Assistant to the Head Coach	Nick Kellogg
Director of Recruiting & Branding	Kyle Davis
Video Coordinator	Robbie Rucki
Program Assistant	John McCausland
Strength/Conditioning	Quadrian Banks
Athletic Trainer	Brad Watson
Team Physician	Dr. Grant Jones
Equipment Manager	Eric Buchanan
Athletic Academic Counselor	Alexa Webb
Athletic Administrator	Dan Cloran

RADIO INFORMATION

Radio Station	97.1 FM The Fan
Radio Contact Person	Skip Masic
Phone	614-460-3850
Play-by-Play Announcer	Paul Keels
Analyst	Ron Stokes

ATHLETICS COMMUNICATIONS

Men's Basketball Contact	Gary Petit
E-mail:	petit.38@osu.edu
Work:	614-292-3270
Cell:	740-516-4370
Twitter/Instagram:	@GPetitOSU/petitgm

LAST YEAR VS. WISCONSIN

- The teams split a pair of meetings with each winning on its home floor. Ohio State stifled Wisconsin in the second half of the game on Dec. 11 and would pull away for a 73-55 victory. Wisconsin then jumped out of the gate quick in the second meeting and led throughout in a 78-68 victory in Madison on Jan. 13.
- In the first meeting, E.J. Liddell had a great game, finishing with 28 points on 11-of-16 shooting. He also grabbed nine rebounds, dished-out four assists and had two blocks.
- Zed Key also grabbed nine rebounds and had 11 points. Kyle Young pulled down a career-high 14 rebounds.
- The Buckeye backcourt of Jamari Wheeler, Meechie Johnson Jr. and Cedric Russell combined for 24 points, eight assists and a pair of steals. Wheeler matched his season-high with nine points and also had five rebounds and five assists. Russell provided the spark in the first half, as all of his seven points came in the first 20 minutes. Johnson Jr. knocked-down a pair of big three-pointers during the Buckeyes' second half spurt. He finished with eight points.
- For the game, Ohio State shot 50 percent (29-of-58) and limited to Wisconsin to its second-worst shooting performance of the season at 33.8 percent. OSU also held a 49-28 edge on the glass, it's best differential this season.
- In the second meeting, five Buckeyes scored in double figures, once again led by Liddell with 18 points, six rebounds and a pair of blocks.
- Jamari Wheeler had 11 points and a team-high three assists while Kyle Young, Zed Key and Malaki Branham all finished with 10 points.
- Both teams shot the ball relatively well as the Buckeyes were at 50 percent (30-of-60) and Wisconsin shot 47 percent (27-of-58).
- But the difference came from beyond the arc. Ohio State was just 3-of-19 from distance, it's fewest makes from long range this season while Wisconsin was 10-of-23.

NEW MONTH, NEW WE

- The calendar has flipped to February and the Buckeyes are hoping the new month brings renewed fortunes.
- Ohio State was just 2-7 in the month and averaged less than 70 points per game.
- The interesting thing was the scoring margin for the month was just -12. The games were close.
- Prior to January, the Buckeyes were averaging almost 82 points per game and had a rebounding margin of +9.3. In January, the rebounding margin was -2.2.
- The bright spot in the month was Brice Sensabaugh as he lifted his scoring average to over 20 points per game over the nine games and shot over 47 percent from beyond the arc. He also averaged a team-best 7.3 rebounds per game in January.
- Here's hoping to new things in February.

THIS GAME IS NO SECRET

- On February 2 vs. Wisconsin, Ohio State will wear warmup shirts with the slogan "This Game is No Secret".
- The third annual event is organized by the coaches behind **ERACISM** and is in honor of the legacy of John McLendon.
- The event is an opportunity for players, coaches, and fans to learn more about the iconic Secret Game, in which Coach McLendon's North Carolina College for Negroes (now North Carolina Central) defeated Duke in 1944 in a game that had to be played in secret due to Jim Crow laws.
- The Secret Game was a landmark event, and within the next 25 years, college basketball was racially integrated in the south, due in part to the courage of those who arranged and participated in this game.

SENSABAUGH FILLING IT UP

- Freshmen Brice Sensabaugh has been the team's most consistent scorer this season.
- Sensabaugh has scored in double-figures in all but one game this season and is leading the team in scoring at 17.6 ppg. His lone game in which he failed to reach double-figures was at Duke when he was saddled with foul trouble.
- Sensabaugh is second in the country among freshmen in scoring and among the other freshmen at 15.0 ppg or more, he has averaged the fewest minutes per game at 24.2.
- Of freshmen who are averaging in double-figures, Sensabaugh is fifth in field goal percentage (.508) and first in three-point percentage (.474).
- The Orlando, Fla., native has led the team in scoring 13 times, including each of the last 12 games.
- According to research done by Adam Jardy of the Columbus Dispatch, Sensabaugh is the first Buckeye freshman to lead the team in scoring in 10 consecutive games.
- He has also recorded three double-doubles on the season

LIKEKELE'S LINE VS. IOWA

- With the Buckeyes in the midst of a skid, the team's most experienced player and captain Isaac Likekele, stepped up in a big way.
- The Houston, Texas native scored a season-high 18 points, grabbed 10 rebounds and dished-out a season-best seven assists.
- That was his most points since nine points in the season-opener vs. Robert Morris
- It was his first double-double of the season and his first since a 16-point, 12 rebound effort vs. Kansas on Jan. 4, 2022.
- He is also the first Buckeye with that line since JaQuan Lyle had 16 points, 12 rebounds and 11 assists vs. Rutgers on Jan. 13, 2016.

FIRST POINTS / FIRST SUBSTITUTION

Opponent	1st Pts	How	Time	Opp	1st Sub	Time
Chaminade	Key	Lay-up	18:28	18:05	Holden-Sensabaugh	15:49
ROBERT MORRIS	Key	3-pointer	19:05	18:38	Holden-Thornton	15:00
CHARLESTON SO.	Key	Dunk	18:49	19:31	Holden-Sueing	12:08
EASTERN ILL.	Key	3-pointer	19:05	14:08	Sensabaugh-Likekele	15:11
vs. San Diego St.	Key	Lay-in	17:44	15:30	Sensabaugh-Likekele	16:48
vs. Cincinnati	Key	Lay-in	18:44	19:46	Holden-Sueing	14:46
vs. Texas Tech	Sueing	Dunk	19:31	19:45	Okpara-Key	14:15
at Duke	McNeil	3-pointer	19:14	17:54	Sensabaugh-Sueing	16:48
ST. FRANCIS	Key	Duke	19:27	17:56	Sensabaugh-Sueing	15:43
RUTGERS	Sueing	Jumper	19:23	18:57	Holden-Sensabaugh	13:10
vs. N. Carolina	Key	3-pointer	19:06	18:16	Holden-Key	14:56
MAINE	Thornton	3-pointer	19:38	18:42	Gayle Jr.-McNeil	13:26
ALABAMA A&M	Sensabaugh	3-pointer	19:34	18:27	Holden-Sensabaugh	13:18
at Northwestern	Sueing	Lay-in	19:09	16:46	Holden-Sensabaugh	15:25
PURDUE	Sensabaugh	Dunk	19:17	17:51	Okpara-Key	16:12
at Maryland	McNeil	3-pointer	17:53	18:49	Brown-Okpara	17:21
MINNESOTA	Sueing	Lay-up	19:05	18:19	Key-Brown	17:05
at Rutgers	Key	Jumper	14:55	16:00	Sensabaugh-Sueing	15:30
at Nebraska	Key	Lay-in	18:27	18:06	Holden-Sueing	15:57
IOWA	Sensabaugh	Jumper	18:04	17:56	Sueing-Thornton	14:34
at Illinois	McNeil	Jumper	18:15	19:01	Sueing-Thornton	15:54
at Indiana	Sueing	Jumper	19:31	19:05	Likekele-Thornton	15:42

LAST TIME OUT

Ohio State 70
Indiana 86

Saturday, Jan. 28 in Bloomington, Ind.

RECAPPING THE INDIANA GAME

- Brice Sensabaugh scored 23 points, but a big Indiana run to close the first half was the difference in the game as Ohio State fell 86-70.
- Sensabaugh was 9-of-17 from the floor and also led the team with six rebounds.
- Zed Key finished with 12 points on 4-of-6 shooting. Fellow big man Felix Okpara had a nice game, scoring eight points, with three dunks, and grabbing four rebounds.
- Sean McNeil scored nine points and had a couple of three-point plays in the first half to pull the Buckeyes even.
- Freshman Roddy Gayle Jr. finished with seven points and a season-high five rebounds.
- Jalen Hood-Shifino was Indiana's key in the first half, making 6-of-7 three-point attempts and posting 20 of his game-high 24 points in the first 20 minutes.
- Sensabaugh started the game scoring eight quick points and the Buckeyes led early. McNeil then responded to an IU run with back-to-back three-point plays to tie the game at 29-29 with 5:30 left in the half. But Indiana finished the opening half on a 17-1 run to ignite the crowd as the Hoosiers led 46-30 at the break.
- The second half was played even as each team scored 40 points. The Buckeyes got as close as 11 and Indiana led by as many as 19. Ohio State shot 53.3 percent in the second half.

THREE-POINT SHOOTING

- Ohio State is shooting 38.2 percent from long range which is third in the Big Ten and 23rd nationally.
- However, the Buckeyes have been selective in their three-point attempts as they average 18.7 per game which is 11th in the conference and nearly 300 nationally.
- Against Illinois on Jan. 24, the Buckeyes were 4-of-10 from long range. The 10 attempts were the fewest in a game since 2016 and the fewest in a Big Ten game since 2014.

STARTERS

1	2	3	4	5
Thornton	McNeil	Likekele	Sensabaugh	Key
Thornton	McNeil	Likekele	Sueing	Key
Thornton	McNeil	Likekele	Sueing	Key
Thornton	McNeil	Likekele	Sueing	Key
Thornton	McNeil	Likekele	Sueing	Key
Thornton	McNeil	Likekele	Sueing	Key
Thornton	McNeil	Likekele	Sueing	Key
Thornton	McNeil	Likekele	Sueing	Key
Thornton	McNeil	Sueing	Sensabaugh	Key
Thornton	McNeil	Sueing	Sensabaugh	Key
Thornton	McNeil	Sueing	Sensabaugh	Key
Thornton	McNeil	Sueing	Sensabaugh	Key
Thornton	McNeil	Sueing	Sensabaugh	Key
Thornton	McNeil	Sueing	Sensabaugh	Key
Thornton	McNeil	Likekele	Sueing	Okpara
Thornton	McNeil	Likekele	Sueing	Okpara
Thornton	Gayle Jr.	Likekele	Sensabaugh	Key
Thornton	McNeil	Likekele	Sensabaugh	Key
Thornton	McNeil	Sueing	Sensabaugh	Key

AGONIZINGLY CLOSE

- Six of the seven losses in the Big Ten have come by singles digits.
- Thanks to help of Adam Jardy from the Columbus Dispatch, the earlier five-game losing skid was the first stretch in program history of five consecutive losses all by singles digits.

MCNEIL HITTING FROM THREE

- Graduate transfer Sean McNeil was brought in as a shooter and he has delivered.
- McNeil has made three three-pointers four times this season.
- He has made at least one three-pointer in all but two games this season
- He has made multiple three-pointers in five of the last seven games
- He has been in double-figures in four of the last six games and his average for the season is at 9.8 ppg.
- McNeil is just eight three-pointers shy of 200 for his career
- Up until the Indiana game on Jan. 28, McNeil had not had an opportunity for an old-fashioned three-point play but he converted three of them against the Hoosiers.

2 DOUBLE-DOUBLES, SAME GAME

- Zed Key and Brice Sensabaugh both recorded a double-double in the game at Nebraska on Jan. 18. Key finished with 11 points and 10 rebounds while Sensabaugh has 18 points and 10 rebounds.
- That marked the first time a pair of Buckeyes had a double-double in the same game since E.J. Liddell and Duane Washington Jr. each had one against Oral Roberts in the 2021 NCAA Tournament.
- Liddell had 24 points and 14 rebounds while Washington Jr., chipped in with 18 points and 10 rebounds.
- Liddell had a team-high nine double-doubles last year but no-one joined him in doubling-up.

MISCELLANEOUS STATS

GAMES STARTED				
Player	22-23	Career	Streak	
Isaac Likekele	11	121	-	
Justice Sueing	19	111	1	
Tanner Holden	-	91	-	
Sean McNeil	20	75	2	
Zed Key	18	42	4	
Bruce Thornton	21	21	21	
Eugene Brown III	1	11	-	
Brice Sensabaugh	12	12	4	
Felix Okpara	2	2	-	
Roddy Gayle Jr.	1	1	-	
GAMES SCORED IN DOUBLE-FIGURES				
Player	22-23	Career		
Justice Sueing	14	78		
Tanner Holden	1	75		
Sean McNeil	10	57		
Isaac Likekele	1	51		
Zed Key	15	31		
Brice Sensabaugh	20	20		
Bruce Thornton	9	9		
Eugene Brown III	-	3		
Felix Okpara	2	2		
Roddy Gayle Jr.	1	1		
20-POINT GAMES				
Player	22-23	Career		
Tanner Holden	-	26		
Justice Sueing	2	14		
Sean McNeil	2	9		
Brice Sensabaugh	8	8		
Isaac Likekele	-	5		
Zed Key	2	3		
30-POINT GAMES				
Player	22-23	Career		
Tanner Holden	-	2		
Justice Sueing	1	1		
10-REBOUND GAMES				
Player	22-23	Career		
Tanner Holden	-	15		
Zed Key	8	10		
Justice Sueing	-	7		
Isaac Likekele	2	7		
Brice Sensabaugh	3	3		
Felix Okpara	1	1		
10-ASSIST GAMES				
Player	22-23	Career		
Isaac Likekele	-	1		
DOUBLE-DOUBLES				
Player	22-23	Career		
Tanner Holden	-	12		
Zed Key	6	8		
Justice Sueing	-	5		
Isaac Likekele	1	5		
Brice Sensabaugh	3	3		
Felix Okpara	1	1		
WINNING THE OPENING TIP				
Player	22-23			
Zed Key	7-11			
Felix Okpara	1-1			
Eugene Brown III	0-1			
Player	Charges Drawn	3-Pt Plays	Dunks	Go-Ahead Threes
Eugene Brown III	-	-	2	1
Roddy Gayle Jr.	3	-	3	-
Tanner Holden	-	6-6	3	1
Zed Key	5	7-9	24	5
Isaac Likekele	3	0-1	1	-
Sean McNeil	1	3-3	-	6
Felix Okpara	-	1-1	17	-
Brice Sensabaugh	-	8-10	8	7
Justice Sueing	2	8-9	10	1
Bruce Thornton	1	4-6	-	4
Totals	15	37-45	61	25
Opponents	15	27-33		
MISCELLANEOUS				
		OSU	Opp	
5-second violation		2	1	
10-second violation		1	-	
Shot clock violation		2	9	
Technical Fouls		5	11	

SEVEN DIFFERENT STARTING LINEUPS

- The Buckeyes have used seven different starting lineups this season.

Lineup	Record
Thornton, McNeil, Likekele, Sueing, Key	6-2
Thornton, McNeil, Sueing, Sensabaugh, Key	4-4
Thornton, Gayle Jr., Likekele, Sensabaugh, Key	1-0
Thornton, McNeil, Sueing, Sensabaugh, Okpara	0-1
Thornton, McNeil, Sueing, Sensabaugh, Brown III	0-1
Thornton, McNeil, Likekele, Sueing, Okpara	0-1
Thornton, McNeil, Likekele, Sensabaugh, Key	0-1

MILESTONE WATCH

1,500 Career Points	Current Mark
Justice Sueing	1,495 (<i>needs 5</i>)

700 Career Rebounds	Current Mark
Tanner Holden	696 (<i>needs 4</i>)

500 Career Assists	Current Mark
Isaac Likekele	493 (<i>needs 7</i>)

200 Career 3-pointers	Current Mark
Sean McNeil	192 (<i>needs 8</i>)

SENSABAUGH AS A STARTER

- Brice Sensabaugh began the season coming off the bench but was thrust into the starting lineup on Dec. 8, in the Big Ten opener against Rutgers, and has taken his game to another level.
- Through the first eight games, he was solid, leading the team in scoring at 14.3 ppg and was shooting 49.3 percent.
- But as a starter in 12 games, he is averaging 19.7 ppg and is shooting 51 percent from the floor.
- He's also led the team in scoring in each of the last 12 games.
- Sensabaugh has also grabbed 6.5 rebounds per game as a starter

SENSABAUGH DOUBLES-UP IN THREE-STRAIGHT

- Brice Sensabaugh had a double-double in three consecutive games against Minnesota, Rutgers and Nebraska.
- He scored 18 points and had 10 rebounds against Minnesota on Jan. 12. He was 2-of-3 from long range and made all four of his free throws, including two that tied the game with eight seconds to play.
- At Rutgers, he scored 20 points on a season-best 4-of-6 from long deep to pair of a season-high 11 rebounds.
- Against Nebraska, he finished with 18 points and 10 rebounds.
- He is the first Buckeye freshman to record a double-double in three-consecutive games since Jared Sullinger did it in all three games of the 2011 Big Ten Tournament, leading the Buckeyes to the title.

90-POINT GAMES

- Ohio State has hit the 90-point mark five times this season, tying the most in a season under Holtmann.
- The Buckeyes also had five 90-point performances in 2017-18, Holtmann's first season.
- The 93 points against Iowa were the most against a Big Ten opponent since 95 in early

January last season.

- The Buckeyes are 19-0 under Holtmann when scoring 90 or more points.

NEW FACES, HALF THE EXPERIENCE

- Ohio State returned just four players from last year's roster and just three that have played a game in an Ohio State uniform prior to this season.
- The three returners made up just 13.9 percent of the scoring from last year, which was the lowest returning percentage in the Big Ten
- Of the 10 new players, six are true freshmen and four are transfers.
- Last season, the Buckeyes were a largely experienced group, having a total of 1,001 career games played entering the year. That was the most of any team in the country.
- This year, the Buckeyes entered the year with just about half of that total, with 529 of collegiate game experience

RECORD BY UNIFORM COLOR	
Home White	6-1
Road Scarlet	3-4
Clark Kellogg era Scarlet	0-2
Jim Jackson era Gray	1-1
Anthracite Gray	0-1
Home White with script Buckeyes	1-1

SENSABAUGH NAMED B1G FRESHMAN OF THE WEEK IN THREE CONSECUTIVE WEEKS

- Buckeye freshman Brice Sensabaugh was named Big Ten Freshman of the Week in three consecutive weeks on Dec. 19, Dec. 27 and Jan. 3.
- Sensabaugh scored a team-high 22 points against North Carolina on Dec. 17 in Madison Square Garden which earned him his first FOW honors.
- He then led the Buckeyes in points, rebounds and assists in Ohio State's 95-61 win over Maine on Dec. 21 for his second honor.
- In wins over Alabama A&M and Northwestern, he averaged 19.5 points, 7.0 rebounds and shot over 57 percent. He scored 21 points and grabbed six rebounds vs. AA&M and then scored 16 of his game-high 18 points in the second half at Northwestern.
- Sensabaugh is just the third Buckeye to earn the award in three consecutive weeks. Jared Sullinger had two different stretches during the 2010-11 year when he won the award six consecutive weeks and three consecutive weeks. D'Angelo Russell also claimed the award in four consecutive weeks during the 2014-15 season.

60 POINTS IS THE DEFENSIVE NUMBER

- Ohio State limited each of its first three opponents of the season to under 60 points and has done that a total of five times on the year.
- The Buckeyes are 46-0 under head coach Chris Holtmann when holding its opponent to fewer than 60 points.

20-WIN SEASONS

- The Buckeyes are one of just three Power 5 programs to win 20 games the previous five years, joining Kansas and Oregon.
- Broadening it out to three other conferences, Houston and Memphis from the AAC, Creighton from the Big East and Gonzaga from the WCC have also won 20 games in each of the last five seasons
- Head coach Chris Holtmann's teams have won 20 or more games in each of the last nine seasons.
- Holtmann, Dana Altman, Mark Few and Bill Self are the only four active coaches with 20 or more wins in the last nine years.

HOLTMANN SIGNS ANOTHER TOP CLASS

- For the second consecutive cycle, Ohio State head coach Chris Holtmann has inked one of the top classes in the country. This year's signing class of Taison Chatman, Scotty Middleton, Austin Parks and Devin Royal is ranked as the No. 5 class according to 247Sports.
- **Chatman - 6-4, 175, CG, Minneapolis, Minn.** No. 31 prospect overall and 8th-best combo guard in the 247 composite national rankings. Top-ranked player in the state of Minnesota
- **Middleton - 6-7, 190, G/W, Miami, Fla.** A five-star prospect, ranked 18th nationally according to ESPN. Ranked 38th nationally and the second ranked player in the state of Florida in the 247 composite rankings
- Versatile perimeter player who plays on one of the most talented teams in the country at Sunrise Christian
- **Parks - 6-10, 250, Saint Mary's, Ohio** ESPN four-star prospect and a Top-10 ranked center nationally. Strong, physical post player. Has scored over 1,000 points in his high school career
- **Royal - 6-6, 210, W/F, Pickerington, Ohio** Consensus four-star recruit who is ranked 26th according the On3 rankings. Top-ranked player in Ohio. Led Pickerington Central to a DI state title in 2022 as a junior. Scored a game-high 20 points in the win.

SENSABAUGH IS IN GREAT COMPANY

- Freshman Brice Sensabaugh was in double figures in each of the first six games of his career and averaged a team-high 15.8 ppg in that stretch.
- Over the last 40 years, just two other Buckeye freshmen had scored 10 or more points in each of their first six collegiate games. Michael Redd reached double-figures in his first 12 games in 1997 and Jimmy Jackson had 10 or more in his first seven games.
- Not putting anything on Sensabaugh too early but Redd and Jackson both went on to have great careers at OSU and in the NBA.



CHRIS HOLTMMANN AT A GLANCE...

FULL NAME: Christopher Holtmann
BORN: Nov. 11, 1971
HOMETOWN: Nicholasville, Kentucky
HIGH SCHOOL: Jessamine County
ALMA MATER: Taylor, 1994
 Ball State, 2000
FAMILY: Wife, Lori. Daughter, Nora

COACHING TIME LINE:

2017-Pres.: Ohio State (head coach)
 2014-17: Butler (head coach)
 2013-14: Butler (asst. coach)
 2010-13: Gardner-Webb (head coach)
 2008-10: Ohio (asst. coach)
 2003-08: Gardner-Webb (asst. coach)
 1999-03: Taylor (asst. coach)
 1998-99: Geneva (asst. coach)
 1997-98: Taylor (grad assistant)

Assisted Under: Paul Patterson (Taylor);
 Jeff Santarsiero (Geneva); Rick Scruggs
 (Gardner-Webb); John Groce (Ohio);
 Brandon Miller (Butler)

PLAYING CAREER:

Lettered from 1991-94 at Taylor (Ind.)
 University. As a senior, earned All-
 America honors while leading Taylor to
 a No. 1 ranking in the NAIA rankings.

EDUCATION:

- Bachelor's degree in psychology from
 Taylor in 1994
 - Master's degree in Athletic
 Administration from Ball State in 2000

CHRIS HOLTMMANN

HEAD COACH | 6TH SEASON at OSU | 12TH OVERALL

NOTING HOLTMMANN...

- Three-time Naismith National Coach of the Year Finalist (2015, 2018, 2021)
- Two-time Jim Phelan National Coach of the Year Finalist (2014, 2017)
- Big Ten Coach of the Year (2018)
- Big South Coach of the Year (2013)
- Big East Coach of the Year (2017)
- Collegeinsider.com John McLendon National Coach of the Year (2017)
- USBWA District V Coach of the Year (2018)
- NAIA All-American (1994)
- Has won 20+ games each of the last nine seasons
- Holtmann teams have won an opening-round game in the NCAA Tournament in six of the last seven years in which the NCAA Tournament was contested.
- In his first four years as Ohio State coach his 87 combined wins were third-most behind Thad Matta and Fred Taylor
- Recorded his 100th victory at Ohio State on Jan. 27, 2022 at Minnesota
- Became the 14th head coach in Ohio State history when he was named to the position June 9, 2017
- His 25 wins in his first season at Ohio State were the most for a first-year head coach in program history
- Career win No. 200 was an 87-78 overtime victory over Purdue in the Big Ten Tournament on March 12, 2021
- One of only two coaches in Butler history to lead the Bulldogs to the NCAA Tournament in each of his first three seasons, joining Brad Stevens
- Led Butler to 20+ wins and a NCAA Tournament appearance in each of his three seasons
- Went to the Sweet 16 in 2017 with Butler after earning a No. 4 seed.
- Career win No. 100 was an 81-69 Butler victory over Vermont on Dec. 21, 2016
- Led Gardner-Webb to a school Division I record 21 victories in 2012-13, his final season, after taking over a program that won just eight games in 2009-10.
- In his last season at Gardner-Webb, he was named Big South Conference and NABC District 3 Coach of the Year

HOLTMMANN'S YEARLY RECORDS

Year	School	Record	Conf.	Postseason
2010-11	Gardner-Webb	11-21	6-12/9th	
2011-12	Gardner-Webb	12-20	6-12/9th	
2012-13	Gardner-Webb	21-13	11-5/2nd	CIT 1st Rd
2014-15	Butler	23-11	12-6/3rd	NCAA 3rd Rd
2015-16	Butler	22-11	10-8/4th	NCAA 2nd Rd
2016-17	Butler	25-9	12-6/2nd	NCAA Sweet 16
2017-18	Ohio State	25-9	15-3/2nd	NCAA 2nd Rd
2018-19	Ohio State	20-15	8-12/8th	NCAA 2nd Rd
2019-20	Ohio State	21-10	11-9/5th	Canceled
2020-21	Ohio State	21-10	12-8/5th	NCAA 1st Rd
2021-22	Ohio State	20-12	12-8	NCAA 2nd Rd
2022-23	Ohio State	11-10	3-7	

Overall **232-151** **118-96**
(.606) **(.551)**

OVERALL	W	L	Pct.
Ohio State (6th year)	118	66	.641
Butler (3 years)	70	31	.693
Gardner-Webb (3 years)	44	54	.449

CONFERENCE	W	L	Pct.
Big Ten (6th year)	61	47	.565
Big East (3 years)	34	20	.630
Big South (3 years)	23	29	.442

HOLTMMANN'S TEAMS

Most Points.....144 vs. Citadel 11/14/15 (BUT)
Most Points Allowed.....97 vs. VMI 1/2/11 (G-W)
Fewest Points.....42 at Wofford 12/5/12 (G-W)
Fewest Points Allowed.....37 vs. UT Martin 12/22/14 (BUT)
37 vs. IUPUI 1/18/22 (OSU)
Largest victory.....+73 vs. Citadel 11/14/15 (BUT)
Largest defeat.....-35 at Purdue 3/2/19 (OSU)
Longest winning streak.....9 in 2019-20 (OSU)
Longest losing streak.....9 in 2010-11 (G-W)
Decided by 1 point.....9-7
Decided by 5 pts or less.....50-39
vs. ranked teams.....34-44
vs. Top-10 teams.....16-21
Home games.....140-40
Away games.....59-85
Neutral site games.....31-26
Overtime games.....13-11
Conference Tournament games.....5-10
NCAA Tournament games.....7-7

HOLTMMANN VS. 2022-23 OPPONENTS

Alabama A&M	1	0	Minnesota	5	4
Charleston South.	5	2	Nebraska	6	2
Cincinnati	5	0	North Carolina	2	4
Duke	1	1	Northwestern	8	2
Eastern Illinois	1	0	Penn State	5	5
Illinois	5	5	Purdue	4	6
Indiana	8	5	Robert Morris	2	0
Iowa	5	4	Rutgers	7	2
Maine	2	0	San Diego St.	0	1
Maryland	4	5	St. Francis	1	0
Michigan	6	5	Texas Tech	2	0
Michigan State	2	5	Wisconsin	3	4

ALL-TIME SERIES VS. WISCONSIN

SERIES INFORMATION WITH WISCONSIN

Series	Ohio State leads 90-74
Games at Ohio State	Ohio State leads 55-25
Games at Value City Arena	Series is tied 8-8
Games at Wisconsin	Wisconsin leads 48-31
Games at Kohl Center	Wisconsin leads 12-5
Neutral Site	Ohio State leads 4-1
Big Ten Tournament Games	Ohio State leads 4-1
Longest Ohio State win streak	8 (1963-68)
Longest OSU home win streak ..	14 (1956-72 & 1981-94)
Longest OSU away win streak 3	(several, last 1990-92)
Longest UW win streak	10 (1913-21)
Longest UW home win streak	9 (2001-11)
Longest UW away win streak	5 (1913-21)
Current Series Streak	Wisconsin W-1
Ranked OSU teams vs. Wisconsin	25-15
OSU vs. ranked Wisconsin teams	13-15
OSU record when both teams are ranked	9-5

WHEN OSU SCORES...

OSU Record			
	W	L	Pct.
100+	4	0	1.000
90-99	11	1	.917
80-89	16	1	.941
70-79	20	9	.690
60-69	19	20	.487
50-59	10	15	.400
40-49	5	6	.455
39 or fewer	9	24	.273
Total (170)	94	76	.553

WISCONSIN SERIES SCORING ANALYSIS

Points (Gms.)	OSU	WISC	OSU Rcd.
All Games (170)	10,373	10,086	94-76
Avg.	61.0	59.3	
In Columbus (82)	5,144	4,697	57-25
Avg.	62.7	57.3	
In Madison (83)	4,945	5,130	33-50
Avg.	59.6	61.8	
Neutral Site (5)	284.0	259.0	4-1
Avg.	56.8	51.8	

Note: Includes statistics from four (3-1) vacated games from 1999-2002

Date	W/L	OSU	UW	Site
1/12/05	W	25	22	H
1/21/13	L	11	22	A
2/15/13	L	22	27	H
2/16/15	L	17	26	H
3/6/15	L	12	23	A
1/6/17	L	22	30	H
2/17/17	L	15	40	A
2/24/20	L	27	31	A
3/8/20	L	22	34	H
2/21/21	L	25	42	H
3/8/21	L	24	34	A
2/23/24	W	27	13	H
3/3/24	L	20	30	A
1/13/25	W	27	20	A
3/14/25	W	37	23	H
1/10/27	L	16	25	A
2/19/27	W	20	16	H
1/7/28	L	13	30	H
2/18/28	L	18	21	A
1/11/30	L	25	32	H
3/3/30	L	23	32	A
1/10/31	W	29	19	H
2/23/31	L	24	28	A
2/6/33	W	31	30	A
3/4/33	W	37	20	H
2/12/34	L	23	42	A
2/24/34	L	38	44	H
1/4/36	W	44	23	H
2/11/36	L	25	34	A
1/11/37	W	28	22	H
2/8/37	L	33	35 (ot)	A
2/25/39	W	46	38	A
2/17/40	W	41	35	H
1/25/41	L	31	46	A
2/14/42	L	39	49	A
2/25/42	L	39	44	H
2/3/45	W	40	36	H
2/9/45	W	63	34	A
2/22/47	W	57	56	A
2/16/48	W	53	47	H
1/17/49	W	57	54	A
2/4/50	W	61	47	H
1/13/51	L	67	74	H
2/5/51	L	51	56	A
1/12/52	L	51	58	A
3/1/52	W	69	56	H
1/19/53	L	51	64	A

2/28/53	L	63	69	H
2/6/54	L	73	79	H
2/12/55	L	63	86	A
1/14/56	W	100	98 (2ot)	H
2/20/56	W	79	71	A
1/21/57	W	67	64	A
2/16/57	W	63	50	H
1/11/58	L	64	67	A
2/7/59	W	78	72	H
2/8/60	W	106	69	A
2/27/60	W	93	68	H
1/30/61	W	100	68	A
2/25/61	W	97	74	H
3/3/62	L	67	86	A
2/9/63	W	94	70	H
1/4/64	W	101	85	A
2/15/64	W	92	74	H
1/30/65	W	98	86	H
2/6/65	W	73	71	A
1/31/66	W	87	81 (ot)	H
2/4/67	W	90	84	A
2/3/68	W	86	64	H
2/12/68	L	78	86	A
1/11/69	W	84	69	H
2/8/69	L	73	77	A
2/24/70	W	98	86	A
3/7/70	W	96	87	H
1/16/71	W	83	69	H
2/16/71	W	79	71	A
2/5/72	W	79	69	H
2/3/73	L	76	84	A
1/26/74	L	64	69	A
2/23/74	L	56	68	H
1/18/75	W	89	67	A
2/15/75	W	76	70	H
1/5/76	L	81	82 (ot)	A
3/1/76	L	79	91	H
1/13/77	W	60	58	A
2/26/77	W	82	80 (ot)	H
1/5/78	W	77	61	H
3/4/78	W	83	78	A
1/6/79	W	82	71	H
3/1/79	L	73	76	A
1/26/80	L	71	72	H
2/2/80	L	67	70	A
1/29/81	W	71	67	H
2/21/81	L	63	77	A
1/9/82	W	66	59	H

3/4/82	W	77	75	A
2/5/83	W	82	69	H
2/9/83	W	68	65	A
2/2/84	W	85	74	A
2/11/84	W	71	65	H
1/9/85	W	99	88	H
2/9/85	L	78	92	A
1/9/86	W	78	61	A
2/8/86	W	73	71	H
1/17/87	W	81	66	H
2/12/87	W	83	69	A
1/9/88	L	63	64	A
2/13/88	W	78	53	H
1/7/89	W	73	70	H
3/4/89	L	65	77	A
1/13/90	W	68	53	H
2/15/90	W	68	58	A
1/12/91	W	92	60	H
2/14/91	W	73	71	A
2/5/92	W	86	72	H
2/15/92	W	67	63	A
1/20/93	L	67	76	A
2/20/93	W	80	70	H
1/8/94	L	55	69	A
2/5/94	W	73	57	H
1/11/95	L	59	81	H
3/4/95	L	69	80	A
1/31/96	W	63	55	H
2/10/96	L	56	62	A
2/1/97	W	60	42	H
1/3/98	L	59	64	H
2/25/98	W	61	56	A
*1/2/99	W	78	74 (ot)	A
*2/24/99	W	63	54	H
*1/13/00	W	53	51	A
2/2/00	W	51	48	H
*1/24/01	L	42	57	A
*2/10/01	W	63	58	H
*2/6/02	L	92	94 (ot)	A
1/18/03	L	52	53	H
3/14/03	W	58	50	N
1/28/04	L	57	69	H
2/14/04	L	48	78	A
1/11/05	L	66	72	A
2/27/05	L	56	64	H
3/11/05	L	49	60	N
1/18/06	W	77	67	H
2/15/06	L	73	78	A

1/9/07	L	69	72	A
2/25/07	W	49	48	H
3/11/07	W	66	49	N
2/24/08	L	53	58	H
2/14/09	L	50	55	A
3/13/09	W	61	57	N
12/31/09	L	43	65	A
1/16/10	W	60	51	H
2/12/11	L	67	71	A
3/6/11	W	93	65	H
2/4/12	W	58	52	A
2/26/12	L	60	63	H
1/29/13	W	58	49	H
2/17/13	L	49	71	A
3/17/13	W	50	43	N
2/1/14	W	59	58	A
3/8/15	L	48	72	H
2/4/16	L	68	79	A
1/12/17	L	66	89	A
2/23/17	W	83	73	H
12/2/17	W	83	58	A
3/10/19	L	67	73	H
1/3/20	L	57	61	H
2/9/20	L	57	70	A
1/23/21	W	74	62	A
12/11/21	W	95	87	H
1/13/22	L	68	78	A

NOTE: Games in **Italic* vacated by NCAA.

Team and Individual Records

Ohio State Team vs. Wisconsin

FG	45 (96)	@ Wisconsin (2/8/60)
FGA	96 (45)	@ Wisconsin (2/8/60)
FG %	68.1 (32-47)	Wisconsin (3/6/11)
FT	31 (41)	@ Wisconsin (2/12/87)
FTA	43 (30)	Wisconsin (1/11/69)
FT %	90.9 (10-11)	@ Wisconsin (1/13/77)
3 FG	14 (15)	Wisconsin (3/6/11)
3 FGA	26 (12)	@ Wisconsin (1/9/07)
3FG%	93.3 (14-15)	Wisconsin (3/6/11)
OR	21	@ Wisconsin (1/20/93)
DR	41	Wisconsin (12/11/21)
Rebs.	72	Wisconsin (1/30/65)
PF	32	@ Wisconsin (2/14/04)
Pts.	106	@ Wisconsin (2/8/60)
Assists	24	Wisconsin (1/12/91)
Blocks	10	@ Wisconsin (1/12/17)
Steals	13	Wisconsin (2/20/93)

Ohio State Individual vs. Wisconsin

FG	15 (24)	Gary Bradds (1/4/64)
FGA	34 (13)	Robin Freeman (1/14/56)
FT	17 (22)	Dennis Hopson (2/12/87)
FTA	22 (17)	Dennis Hopson (2/12/87)
3 FG	7 (8)	Jon Diebler (3/6/11)
3 FGA	11 (5)	Ivan Harris (1/9/07)
OR	6	Shun Jenkins (1/18/03)
DR	13	Kyle Young (12/11/21)
Rebs.	24	Dick Furry (2/7/59)
Pts.	40	Gary Bradds (2/15/64)
Assists	11	Mark Baker (1/12/91)
Blocks	6	Greg Oden (1/9/07)
Steals	5	Curtis Wilson (1/17/87)

Wisconsin Team vs. Ohio State

FG	41 (86)	@ Wisconsin (1/14/56)
FGA	96 (33)	@ Wisconsin (2/24/70)
FG %	.610 (36-59)	@ Wisconsin (2/9/85)
FT	36 (46)	@ Wisconsin (2/6/02)
FTA	46 (36)	@ Wisconsin (2/6/02)
FT %	.900 (9-10)	Wisconsin (2/13/88)
3 FG	13 (30)	Wisconsin (2/23/17)
3 FGA	31 (12)	@ Wisconsin (2/9/20)
3 FG%	.571 (8-14)	@ Wisconsin (2/15/92)
OR	18	@ Wisconsin (2/6/06)
DR	37	Wisconsin (3/10/2019)
Rebs.	58	@ Wisconsin (2/4/67)
PF	30	@ Wisconsin (2/12/87)
Pts.	98	Wisconsin (1/14/56)
Assists	23	@ Wisconsin (2/2/84)
Blocks	7	@ Wisconsin (1/9/07)
Steals	12	Wisconsin (1/28/04)

Wisconsin Individual vs. Ohio State

FG	14 (23)	Don Hearden (3/3/62)
FGA	30 (13)	Bob Litzow (1/21/57)
FT	16 (18)	Devin Harris (2/14/04)
FTA	18 (16)	Devin Harris (2/14/04)
3 FG	7 (11)	Trent Jackson (1/17/87)
3 FGA	11 (7)	Trent Jackson (1/17/87)
OR	6	Sam Okey (2/1/97)
DR	13	Rashard Griffith (1/11/95)
Rebs.	18	John Parker (2/20/56)
Pts.	34	Michael Finley (1/20/93)
Assists	10	Willie Simms (2/14/91)
Blocks	4	Marcus Landry (1/9/07)
Steals	6	J. Krabbenhoft (2/14/09)

2022-23 SEASON STATS

Game Records

Record	Overall	Home	Away	Neutral
ALL GAMES	11-10	8-2	1-6	2-2
CONFERENCE	3-7	2-2	1-5	0-0
NON-CONFERENCE	8-3	6-0	0-1	2-2

Score by Periods

Team	1st	2nd	OT	TOT
Ohio St.	733	864	12	1609
Opponents	646	755	21	1422

Team Box Score

No.	Player				Total		3-Point		F-Throw		Rebounds											
		GP-GS	MIN	AVG	FG-FGA	FG%	3FG-3FGA	3FG%	FT-FTA	FT%	OFF	DEF	TOT	AVG	PF	DQ	A	TO	BLK	STL	PTS	AVG
10	SENSABAUGH, Brice	21-12	507:24	24.2	134-264	.508	45-95	.474	57-71	.803	27	89	116	5.5	50	3	22	38	9	11	370	17.6
14	SUEING, Justice	21-19	596:40	28.4	100-226	.442	14-56	.250	50-72	.694	40	55	95	4.5	36	1	41	41	6	15	264	12.6
23	KEY, Zed	20-18	507:25	25.4	89-156	.571	7-22	.318	52-78	.667	59	93	152	7.6	44	1	16	26	21	12	237	11.9
4	MCNEIL, Sean	21-20	607:08	28.9	71-169	.420	37-96	.385	26-29	.897	7	38	45	2.1	27	1	28	20	3	9	205	9.8
2	THORNTON, Bruce	21-21	600:32	28.6	63-153	.412	23-58	.397	29-37	.784	4	55	59	2.8	37	1	59	31	1	17	178	8.5
0	HOLDEN, Tanner	21-0	321:26	15.3	29-63	.460	6-12	.500	24-28	.857	15	42	57	2.7	28	0	11	18	2	10	88	4.2
1	GAYLE JR., Roddy	21-1	297:48	14.2	34-80	.425	9-27	.333	7-9	.778	5	28	33	1.6	33	0	22	17	6	12	84	4.0
13	LIKEKELE, Isaac	18-11	401:33	22.3	30-81	.370	1-7	.143	8-18	.444	23	60	83	4.6	35	1	52	17	5	13	69	3.8
34	OKPARA, Felix	21-2	272:27	13.0	33-54	.611	1-1	1.000	9-16	.563	26	43	69	3.3	32	1	6	10	25	9	76	3.6
15	HARDMAN, Bowen	5-0	17:20	3.5	4-8	.500	4-8	.500	0-0	.000	0	0	0	0.0	2	0	0	0	0	0	12	2.4
3	BROWN III, Eugene	9-1	71:59	8.0	6-12	.500	2-5	.400	2-2	1.000	4	7	11	1.2	9	0	0	0	4	3	16	1.8
24	ETZLER, Kalen	7-0	29:48	4.3	3-8	.375	1-5	.200	0-0	.000	2	10	12	1.7	4	0	1	2	0	0	7	1.0
44	SPENCER, Owen	5-0	12:31	2.5	1-6	.167	0-0	.000	1-2	.500	5	2	7	1.4	0	0	1	1	0	0	3	0.6
42	BAUMANN, Colby	3-0	05:58	2.0	0-2	.000	0-1	.000	0-0	.000	2	1	3	1.0	0	0	1	1	0	0	0	0.0
Team											30	35	65					6				
Total		21	4250		597-1282	.466	150-393	.382	265-362	.732	249	558	807	38.4	337	9	260	228	82	111	1609	76.6
Opponents		21	4250		517-1258	.411	138-457	.302	250-344	.727	225	490	715	34.0	351	4	254	244	62	105	1422	67.7

Team Statistics

	OSU	OPP
Scoring	1609	1422
Points per game	76.6	67.7
Scoring margin	+8.9	-
Field goals-att	597-1282	517-1258
Field goal pct	.466	.411
3 point fg-att	150-393	138-457
3-point FG pct	.382	.302
3-pt FG made per game	7.1	6.6
Free throws-att	265-362	250-344
Free throw pct	.732	.727
F-Throws made per game	12.6	11.9
Rebounds	807	715
Rebounds per game	38.4	34.0
Rebounding margin	+4.4	-
Assists	260	254
Assists per game	12.4	12.1
Turnovers	228	244
Turnovers per game	10.9	11.6
Turnover margin	+0.8	-
Assist/turnover ratio	1.1	1.0
Steals	111	105
Steals per game	5.3	5.0
Blocks	82	62
Blocks per game	3.9	3.0
Winning streak	0	-
Home win streak	1	-
Attendance	117561	79867
Home games-Avg/Game	10-11756	7-11410
Neutral site-Avg/Game	-	4-6865

Team Results

Date	Opponent		Score	Att.
11/07/2022	Robert Morris	W	91-53	9141
11/10/2022	Charleston So.	W	82-56	8409
11/16/2022	Eastern Ill.	W	65-43	8350
11/21/2022	vs San Diego St.	L	77-88	2400
11/22/2022	vs Cincinnati	W	81-53	2400
11/23/2022	vs Texas Tech	W	80-73	2400
11/30/2022	at Duke	L	72-81	9314
12/03/2022	Saint Francis (PA)	W	96-59	10398
12/08/2022	Rutgers	W	67-66	14042
12/17/2022	vs North Carolina	Lot	84-89	20261
12/21/2022	Maine	W	95-61	10641
12/29/2022	Alabama A&M	W	90-59	14521
01/01/2023	at Northwestern	W	73-57	4372
01/05/2023	Purdue	L	69-71	17227
01/08/2023	at Maryland	L	73-80	12497
01/12/2023	Minnesota	L	67-70	11202
01/15/2023	at Rutgers	Lot	64-68	8000
01/18/2023	at Nebraska	L	60-63	12918
01/21/2023	Iowa	W	93-77	13630
01/24/2023	at Illinois	L	60-69	15544
01/28/2023	at Indiana	L	70-86	17222

2022-23 BIG TEN STATS

Game Records

Record	Overall	Home	Away	Neutral
ALL GAMES	3-7	2-2	1-5	0-0
CONFERENCE	3-7	2-2	1-5	0-0
NON-CONFERENCE	0-0	0-0	0-0	0-0

Score by Periods

Team	1st	2nd	OT	TOT
Ohio St.	314	375	7	696
Opponents	306	390	11	707

Team Box Score

No.	Player				Total		3-Point		F-Throw		Rebounds											
		GP-GS	MIN	AVG	FG-FGA	FG%	3FG-3FGA	3FG%	FT-FTA	FT%	OFF	DEF	TOT	AVG	PF	DQ	A	TO	BLK	STL	PTS	AVG
10	SENSABAUGH, Brice	10-9	279:02	27.9	71-146	.486	23-46	.500	29-35	.829	18	50	68	6.8	31	2	7	21	6	8	194	19.4
14	SUEING, Justice	10-8	301:38	30.2	42-101	.416	7-24	.292	19-31	.613	19	21	40	4.0	21	0	21	24	3	6	110	11.0
23	KEY, Zed	9-7	228:41	25.4	36-71	.507	2-6	.333	22-33	.667	23	45	68	7.6	22	1	4	13	7	7	96	10.7
4	MCNEIL, Sean	10-9	297:54	29.8	32-76	.421	17-39	.436	17-20	.850	3	18	21	2.1	12	1	14	9	1	7	98	9.8
2	THORNTON, Bruce	10-10	285:53	28.6	20-71	.282	7-26	.269	12-14	.857	1	27	28	2.8	19	0	24	12	0	11	59	5.9
0	HOLDEN, Tanner	10-0	135:50	13.6	11-27	.407	3-6	.500	10-10	1.000	3	13	16	1.6	11	0	4	8	0	5	35	3.5
13	LIKEKELE, Isaac	9-3	173:24	19.3	13-39	.333	1-2	.500	4-9	.444	9	22	31	3.4	19	0	22	7	0	7	31	3.4
1	GAYLE JR., Roddy	10-1	128:21	12.8	13-33	.394	3-10	.300	4-5	.800	3	13	16	1.6	15	0	3	5	2	7	33	3.3
34	OKPARA, Felix	10-2	127:24	12.7	12-20	.600	0-0	.000	2-7	.286	8	17	25	2.5	15	0	2	2	14	1	26	2.6
3	BROWN III, Eugene	8-1	66:52	8.4	6-11	.545	2-4	.500	0-0	.000	3	6	9	1.1	8	0	0	0	4	1	14	1.8
Team											18	16	34					2				
Total		10	2025		256-595	.430	65-163	.399	119-164	.726	108	248	356	35.6	173	4	101	103	37	60	696	69.6
Opponents		10	2025		250-586	.427	77-231	.333	130-177	.734	111	257	368	36.8	163	2	131	113	38	51	707	70.7

Team Statistics

	OSU	OPP
Scoring	696	707
Points per game	69.6	70.7
Scoring margin	-1.1	-
Field goals-att	256-595	250-586
Field goal pct	.430	.427
3 point fg-att	65-163	77-231
3-point FG pct	.399	.333
3-pt FG made per game	6.5	7.7
Free throws-att	119-164	130-177
Free throw pct	.726	.734
F-Throws made per game	11.9	13.0
Rebounds	356	368
Rebounds per game	35.6	36.8
Rebounding margin	-1.2	-
Assists	101	131
Assists per game	10.1	13.1
Turnovers	103	113
Turnovers per game	10.3	11.3
Turnover margin	+1.0	-
Assist/turnover ratio	1.0	1.2
Steals	60	51
Steals per game	6.0	5.1
Blocks	37	38
Blocks per game	3.7	3.8
Winning streak	0	-
Home win streak	1	-
Attendance	56101	70553
Home games-Avg/Game	4-14025	6-11759
Neutral site-Avg/Game	-	0-0

Team Results

Date	Opponent		Score	Att.
12/08/2022	Rutgers	W	67-66	14042
01/01/2023	at Northwestern	W	73-57	4372
01/05/2023	Purdue	L	69-71	17227
01/08/2023	at Maryland	L	73-80	12497
01/12/2023	Minnesota	L	67-70	11202
01/15/2023	at Rutgers	Lot	64-68	8000
01/18/2023	at Nebraska	L	60-63	12918
01/21/2023	Iowa	W	93-77	13630
01/24/2023	at Illinois	L	60-69	15544
01/28/2023	at Indiana	L	70-86	17222

2022-23 SCHEDULE / RESULTS

OVERALL: 11-10 / BIG TEN: 3-7 / HOME: 8-2 / ROAD: 1-6 / NEUTRAL: 2-2

OSU		OPP		Opponent	W/L	Score	Record	OSU High Scorer		OPP High Scorer		High Rebounds		High Assists		Attend.
Date	Rank	Rank	OSU High Scorer					OPP High Scorer	High Rebounds	High Assists						
N1	--	--	Indianapolis (Exh.)	W	101-57			Tanner Holden	25	Braden Olsen	12	Felix Okpara	9	Bruce Thornton	11	7,884
										I. Amaral-Artharee	12					
N7	--	--	ROBERT MORRIS	W	91-53	1-0		Justice Sueing	20	Enoch Cheeks	17	Zed Key	10	Isaac Likekele	6	9,141
N10	--	--	CHARLESTON SOUTH.	W	82-56	2-0		Zed Key	17	Tahlik Chavez	13	Zed Key	13	Isaac Likekele	4	8,409
N16	--	--	EASTERN ILLINOIS	W	65-43	3-0		B. Sensabaugh	20	Yaakema Rose	17	Zed Key	14	Isaac Likekele	3	8,350
														Bruce Thornton	3	
														Roddy Gayle Jr.	3	
N21	--	17/19	vs San Diego State ¹	L	77-88	3-1		Sean McNeil	22	Matt Bradley	18	Justice Sueing	6	Bruce Thornton	3	2,400
N22	--	--	vs. Cincinnati ¹	W	81-53	4-1		Zed Key	19	Viktor Lakhin	12	Zed Key	8	Isaac Likekele	4	2,400
N23	--	21/20	vs. Texas Tech ¹	W	80-71	5-1		Justice Sueing	33	Daniel Batcho	21	Justice Sueing	8	Justice Sueing	5	2,400
N30	25/25	17/16	at Duke ²	L	72-81	5-2		Zed Key	21	Kyle Filipowski	16	Zed Key	8	Bruce Thornton	2	9,314
D3	25/25	--	ST. FRANCIS	W	96-59	6-2		B. Sensabaugh	15	Josh Cohen	18	Felix Okpara	12	Sean McNeil	4	10,398
D8	25/23	--	RUTGERS*	W	67-66	7-2, 1-0		Zed Key	22	Clifford Omoruyi	16	Zed Key	14	Bruce Thornton	5	14,032
D17	23/21	--	vs. North Carolina ³	L (ot)	84-89	7-3		B. Sensabaugh	22	Armando Bacot	28	Justice Sueing	9	Bruce Thornton	5	20,261
D21	--	--	MAINE	W	95-61	8-3		B. Sensabaugh	19	Kellen Tynes	19	B. Sensabaugh	7	B. Sensabaugh	7	10,641
D29	--	--	ALABAMA A&M	W	90-59	9-3		B. Sensabaugh	21	Garrett Hicks	11	Zed Key	10	Bruce Thornton	5	14,521
														Isaac Likekele	5	
J1	--	--	at Northwestern*	W	73-57	10-3, 2-0		B. Sensabaugh	18	Chase Audige	16	Zed Key	11	Bruce Thornton	6	4,372
J5	24/23	1/1	PURDUE*	L	69-71	10-4, 2-1		B. Sensabaugh	21	Braden Smith	16	B. Sensabaugh	5	Bruce Thornton	3	17,227
										Zach Edey	16	Bruce Thornton	5			
												Felix Okpara	5			
J8	24/23	--	at Maryland*	L	73-80	10-5, 2-2		B. Sensabaugh	22	Jahmir Young	30	B. Sensabaugh	6	Isaac Likekele	4	12,497
J12	--	--	MINNESOTA*	L	67-70	10-6, 2-3		B. Sensabaugh	22	Dawson Garcia	28	B. Sensabaugh	10	Isaac Likekele	2	11,202
														Justice Sueing	2	
J15	--	--	at Rutgers*	L (ot)	64-68	10-7, 2-4		B. Sensabaugh	20	Cam Spencer	21	B. Sensabaugh	11	Justice Sueing	2	8,000
J18	--	--	at Nebraska*	L	60-63	10-8, 2-5		B. Sensabaugh	18	Sam Griesel	15	B. Sensabaugh	10	Justice Sueing	4	12,952
												Zed Key	10			
J21	--	--	IOWA*	W	93-77	11-8, 3-5		B. Sensabaugh	27	Kris Murray	22	Isaac Likekele	10	Isaac Likekele	7	13,630
J24	--	--	at Illinois*	L	60-69	11-9, 3-6		B. Sensabaugh	14	T. Shannon Jr.	17	Isaac Likekele	5	Sean McNeil	3	15,544
												Sean McNeil	5			
J28	--	--	at Indiana*	L	70-86	11-10, 3-7		B. Sensabaugh	23	J. Hood-Shifino	24	B. Sensabaugh	6	Isaac Likekele	3	17,222
														B. Thornton	3	
F2	--	--	WISCONSIN*													
F5	--	--	at Michigan*													
F6	--	--	NORTHWESTERN*													
F12	--	--	MICHIGAN STATE*													
F16	--	--	at Iowa*													
F19	--	--	at Purdue*													
F23	--	--	PENN STATE*													
F26	--	--	ILLINOIS*													
M1	--	--	MARYLAND*													
M4	--	--	at Michigan State*													
M8-12	--	--	Big Ten Tournament ⁴													

CAPS - home game

* - Big Ten game

1 - Maui Invitational (Lahaina, Hawaii)

2 - ACC/Big Ten Challenge

3 - CBS Sports Classic (New York, N.Y.)

4 - Big Ten Tournament (Chicago, Ill.)

Rank = Associated Press / Coaches (at time of game)

SEASON / CAREER STATISTICS

Player	Season Statistics										Career Statistics									
	GP-GS	MIN/G	FG%	3FG%	FT%	R/G	A/G	STL	BLK	PTS/G	GP-GS	MIN/G	FG%	3FG%	FT%	R/G	A/G	STL	BLK	PTS/G
BAUMANN, Colby	3-0	2.0	.000	.000	.000	1.0	0.3	0	0	0.0	3-0	2.0	.000	.000	.000	1.0	0.3	0	0	0.0
BROWN III, Eugene	9-1	8.0	.500	.400	1.000	1.2	0.0	3	4	1.8	64-11	10.8	.421	.262	.621	1.7	0.3	11	15	2.2
ETZLER, Kalen	7-0	4.3	.375	.200	.000	1.7	0.1	0	0	1.0	7-0	4.3	.375	.200	.000	1.7	0.1	0	0	1.0
GAYLE JR., Roddy	21-1	14.2	.425	.333	.778	1.6	1.0	12	6	4.0	21-1	14.2	.425	.333	.778	1.6	1.0	12	6	4.0
HARDMAN, Bowen	5-0	3.5	.500	.500	.000	0.0	0.0	0	0	2.4	5-0	3.5	.500	.500	.000	0.0	0.0	0	0	2.4
HOLDEN, Tanner	21-0	15.3	.460	.500	.857	2.7	0.5	10	2	4.2	113-91	29.5	.526	.364	.751	6.2	1.9	123	24	13.9
KEY, Zed	20-18	25.4	.571	.318	.667	7.6	0.8	12	21	11.9	80-42	18.1	.578	.318	.603	5.3	0.5	21	67	7.8
LIKEKELE, Isaac	18-11	22.3	.370	.143	.444	4.6	2.9	13	5	3.8	132-121	30.1	.452	.267	.612	5.4	3.7	173	35	8.2
MCNEIL, Sean	21-20	28.9	.420	.385	.897	2.1	1.3	9	3	9.8	110-75	26.9	.407	.371	.867	2.0	1.0	56	9	10.0
OKPARA, Felix	21-2	13.0	.611	1.000	.563	3.3	0.3	9	25	3.6	21-2	13.0	.611	1.000	.563	3.3	0.3	9	25	3.6
SENSABAUGH, Brice	21-12	24.2	.508	.474	.803	5.5	1.0	11	9	17.6	21-12	24.2	.508	.474	.803	5.5	1.0	11	9	17.6
SPENCER, Owen	5-0	2.5	.167	.000	.500	1.4	0.2	0	0	0.6	28-0	6.7	.258	.000	.467	1.7	0.3	1	5	0.8
SUEING, Justice	21-19	28.4	.442	.250	.694	4.5	2.0	15	6	12.6	117-111	30.7	.446	.304	.733	5.4	1.6	145	42	12.8
THORNTON, Bruce	21-21	28.6	.412	.397	.784	2.8	2.8	17	1	8.5	21-21	28.6	.412	.397	.784	2.8	2.8	17	1	8.5

Scoring

Player	Season Statistics									Career Statistics								
	FG-FGA	FG%	3FG-3FGA	3FG%	FT-FTA	FT%	PTS	PTS/G		FG-FGA	FG%	3FG-3FGA	3FG%	FT-FTA	FT%	PTS	PTS/G	
BAUMANN, Colby	0-2	.000	0-1	.000	0-0	.000	0	0.0		0-2	.000	0-1	.000	0-0	.000	0	0.0	
BROWN III, Eugene	6-12	.500	2-5	.400	2-2	1.000	16	1.8		53-126	.421	17-65	.262	18-29	.621	141	2.2	
ETZLER, Kalen	3-8	.375	1-5	.200	0-0	.000	7	1.0		3-8	.375	1-5	.200	0-0	.000	7	1.0	
GAYLE JR., Roddy	34-80	.425	9-27	.333	7-9	.778	84	4.0		34-80	.425	9-27	.333	7-9	.778	84	4.0	
HARDMAN, Bowen	4-8	.500	4-8	.500	0-0	.000	12	2.4		4-8	.500	4-8	.500	0-0	.000	12	2.4	
HOLDEN, Tanner	29-63	.460	6-12	.500	24-28	.857	88	4.2		542-1031	.526	47-129	.364	438-583	.751	1569	13.9	
KEY, Zed	89-156	.571	7-22	.318	52-78	.667	237	11.9		245-424	.578	7-22	.318	126-209	.603	623	7.8	
LIKEKELE, Isaac	30-81	.370	1-7	.143	8-18	.444	69	3.8		413-913	.452	20-75	.267	238-389	.612	1084	8.2	
MCNEIL, Sean	71-169	.420	37-96	.385	26-29	.897	205	9.8		372-914	.407	192-517	.371	169-195	.867	1105	10.0	
OKPARA, Felix	33-54	.611	1-1	1.000	9-16	.563	76	3.6		33-54	.611	1-1	1.000	9-16	.563	76	3.6	
SENSABAUGH, Brice	134-264	.508	45-95	.474	57-71	.803	370	17.6		134-264	.508	45-95	.474	57-71	.803	370	17.6	
SPENCER, Owen	1-6	.167	0-0	.000	1-2	.500	3	0.6		8-31	.258	0-4	.000	7-15	.467	23	0.8	
SUEING, Justice	100-226	.442	14-56	.250	50-72	.694	264	12.6		511-1147	.446	113-372	.304	360-491	.733	1495	12.8	
THORNTON, Bruce	63-153	.412	23-58	.397	29-37	.784	178	8.5		63-153	.412	23-58	.397	29-37	.784	178	8.5	

Totals

Player	Season Statistics								Career Statistics							
	O-REB	D-REB	TOTAL	PF	FO	A	TO	A/TO	O-REB	D-REB	TOTAL	PF	FO	A	TO	A/TO
BAUMANN, Colby	2	1	3	0	0	1	1	1.0	2	1	3	0	0	1	1	1.0
BROWN III, Eugene	4	7	11	9	0	0	0	0.0	32	79	111	61	0	20	18	1.1
ETZLER, Kalen	2	10	12	4	0	1	2	0.5	2	10	12	4	0	1	2	0.5
GAYLE JR., Roddy	5	28	33	33	0	22	17	1.3	5	28	33	33	0	22	17	1.3
HARDMAN, Bowen	0	0	0	2	0	0	0	0.0	0	0	0	2	0	0	0	0.0
HOLDEN, Tanner	15	42	57	28	0	11	18	0.6	230	466	696	221	6	218	195	1.1
KEY, Zed	59	93	152	44	1	16	26	0.6	164	256	420	173	1	40	83	0.5
LIKEKELE, Isaac	23	60	83	35	1	52	17	3.1	163	552	715	261	5	493	285	1.7
MCNEIL, Sean	7	38	45	27	1	28	20	1.4	33	189	222	122	1	110	91	1.2
OKPARA, Felix	26	43	69	32	1	6	10	0.6	26	43	69	32	1	6	10	0.6
SENSABAUGH, Brice	27	89	116	50	3	22	38	0.6	27	89	116	50	3	22	38	0.6
SPENCER, Owen	5	2	7	0	0	1	1	1.0	16	32	48	21	0	7	7	1.0
SUEING, Justice	40	55	95	36	1	41	41	1.0	183	447	630	267	5	192	220	0.9
THORNTON, Bruce	4	55	59	37	1	59	31	1.9	4	55	59	37	1	59	31	1.9

OHIO STATE GAME-BY-GAME STATS

Opponent	Date	Score		Total		3-Pointers		Free throws		Rebounds				PF	A	TO	BLK	STL	PTS	AVG
				FG-FGA	PCT	3FG-3FGA	PCT	FT-FTA	PCT	OFF	DEF	TOT	AVG							
Robert Morris	11/07/2022	91-53	W	34-61	.557	10-21	.476	13-21	.619	14	34	48	48.0	14	18	14	5	6	91	91.0
Charleston So.	11/10/2022	82-56	W	31-60	.517	4-15	.267	16-18	.889	14	33	47	47.5	11	11	14	2	2	82	86.5
Eastern Ill.	11/16/2022	65-43	W	23-57	.404	8-28	.286	11-18	.611	10	42	52	49.0	15	14	17	6	4	65	79.3
vs San Diego St.	11/21/2022	77-88	L	28-66	.424	7-22	.318	14-15	.933	8	26	34	45.3	20	9	8	4	4	77	78.8
vs Cincinnati	11/22/2022	81-53	W	30-64	.469	6-20	.300	15-18	.833	19	23	42	44.6	13	7	6	2	3	81	79.2
vs Texas Tech	11/23/2022	80-73	W	27-52	.519	8-20	.400	18-18	1.000	9	17	26	41.5	13	15	10	2	6	80	79.3
at Duke	11/30/2022	72-81	L	26-55	.473	3-13	.231	17-22	.773	12	19	31	40.0	25	6	16	4	4	72	78.3
Saint Francis (PA)	12/03/2022	96-59	W	35-70	.500	13-23	.565	13-18	.722	18	30	48	41.0	10	20	7	5	3	96	80.5
Rutgers	12/08/2022	67-66	W	26-56	.464	8-19	.421	7-12	.583	13	22	35	40.3	15	14	14	3	6	67	79.0
vs North Carolina	12/17/2022	84-89	Lot	34-74	.459	9-24	.375	7-14	.500	14	28	42	40.5	22	17	16	3	8	84	79.5
Maine	12/21/2022	95-61	W	41-67	.612	8-19	.421	5-7	.714	10	29	39	40.4	10	23	7	5	6	95	80.9
Alabama A&M	12/29/2022	90-59	W	32-61	.525	9-25	.360	17-29	.586	13	29	42	40.5	11	19	10	7	5	90	81.7
at Northwestern	01/01/2023	73-57	W	26-56	.464	6-15	.400	15-20	.750	10	36	46	40.9	13	15	12	7	5	73	81.0
Purdue	01/05/2023	69-71	L	29-58	.500	6-14	.429	5-7	.714	9	18	27	39.9	13	11	7	4	8	69	80.1
at Maryland	01/08/2023	73-80	L	24-55	.436	9-19	.474	16-19	.842	7	19	26	39.0	28	8	12	3	7	73	79.7
Minnesota	01/12/2023	67-70	L	24-64	.375	6-13	.462	13-15	.867	14	25	39	39.0	15	5	9	3	5	67	78.9
at Rutgers	01/15/2023	64-68	Lot	23-67	.343	8-21	.381	10-12	.833	15	31	46	39.4	22	7	13	4	5	64	78.0
at Nebraska	01/18/2023	60-63	L	20-56	.357	5-17	.294	15-23	.652	6	32	38	39.3	16	9	11	5	6	60	77.0
Iowa	01/21/2023	93-77	W	36-64	.563	8-16	.500	13-17	.765	12	24	36	39.2	17	15	11	3	7	93	77.8
at Illinois	01/24/2023	60-69	L	22-60	.367	4-10	.400	12-20	.600	10	20	30	38.7	16	8	6	3	6	60	77.0
at Indiana	01/28/2023	70-86	L	26-59	.441	5-19	.263	13-19	.684	12	21	33	38.4	18	9	8	2	5	70	76.6
Total		1609		597-1282	.466	150-393	.382	265-362	.732	249	558	807	38.4	337	260	228	82	111	1609	76.6
Opponents		1422		517-1258	.411	138-457	.302	250-344	.727	225	490	715	34.0	351	254	244	62	105	1422	67.7

Ohio St. Averages

Games Played	Points/game	FG Pct	3FG Pct	FT Pct	Rebounds/game	Assists/game	Turnovers/game	Assist/Turnover ratio	Steals/game	Blocks/game
21	76.6	46.6	38.2	73.2	38.4	12.4	10.9	1.1	5.3	3.9

OPPONENT GAME-BY-GAME STATS

Opponent	Date	Score		Total		3-Pointers		Free throws		Rebounds				PF	A	TO	BLK	STL	PTS	AVG
				FG-FGA	PCT	3FG-3FGA	PCT	FT-FTA	PCT	OFF	DEF	TOT	AVG							
Robert Morris	11/07/2022	91-53	W	20-63	.317	4-24	.167	9-17	.529	13	14	27	27.0	16	6	11	1	5	53	53.0
Charleston So.	11/10/2022	82-56	W	22-65	.338	5-22	.227	7-10	.700	11	17	28	27.5	13	6	9	2	3	56	54.5
Eastern Ill.	11/16/2022	65-43	W	16-64	.250	4-20	.200	7-15	.467	9	28	37	30.7	19	6	13	0	8	43	50.7
vs San Diego St.	11/21/2022	77-88	L	31-61	.508	10-21	.476	16-20	.800	7	30	37	32.3	16	14	7	5	3	88	60.0
vs Cincinnati	11/22/2022	81-53	W	20-52	.385	4-18	.222	9-15	.600	12	17	29	31.6	16	4	14	5	3	53	58.6
vs Texas Tech	11/23/2022	80-73	W	28-55	.509	5-18	.278	12-13	.923	9	16	25	30.5	18	14	10	2	6	73	61.0
at Duke	11/30/2022	72-81	L	25-55	.455	5-13	.385	26-30	.867	13	21	34	31.0	20	16	13	3	9	81	63.9
Saint Francis (PA)	12/03/2022	96-59	W	24-59	.407	6-19	.316	5-7	.714	5	20	25	30.3	17	14	11	1	2	59	63.3
Rutgers	12/08/2022	67-66	W	28-54	.519	5-17	.294	5-8	.625	6	21	27	29.9	19	14	13	4	7	66	63.6
vs North Carolina	12/17/2022	84-89	Lot	32-72	.444	6-28	.214	19-27	.704	16	32	48	31.7	16	20	13	2	7	89	66.1
Maine	12/21/2022	95-61	W	25-64	.391	6-25	.240	5-6	.833	10	17	27	31.3	13	11	13	2	4	61	65.6
Alabama A&M	12/29/2022	90-59	W	24-62	.387	6-18	.333	5-7	.714	9	21	30	31.2	24	12	17	1	4	59	65.1
at Northwestern	01/01/2023	73-57	W	19-67	.284	9-31	.290	10-17	.588	14	23	37	31.6	16	11	7	5	5	57	64.5
Purdue	01/05/2023	69-71	L	25-58	.431	13-31	.419	8-10	.800	16	21	37	32.0	9	15	14	0	4	71	64.9
at Maryland	01/08/2023	73-80	L	24-52	.462	5-13	.385	27-33	.818	14	26	40	32.5	17	7	12	2	4	80	65.9
Minnesota	01/12/2023	67-70	L	27-54	.500	7-22	.318	9-16	.563	4	28	32	32.5	14	12	9	6	3	70	66.2
at Rutgers	01/15/2023	64-68	Lot	21-62	.339	6-24	.250	20-27	.741	14	30	44	33.2	15	16	10	8	8	68	66.3
at Nebraska	01/18/2023	60-63	L	23-56	.411	6-21	.286	11-17	.647	4	35	39	33.5	17	11	13	3	5	63	66.1
Iowa	01/21/2023	93-77	W	27-60	.450	11-24	.458	12-14	.857	10	19	29	33.3	17	15	14	1	6	77	66.7
at Illinois	01/24/2023	60-69	L	24-59	.407	5-28	.179	16-18	.889	14	30	44	33.8	20	13	12	6	4	69	66.8
at Indiana	01/28/2023	70-86	L	32-64	.500	10-20	.500	12-17	.706	15	24	39	34.0	19	17	9	3	5	86	67.7
Total		1422		517-1258	.411	138-457	.302	250-344	.727	225	490	715	34.0	351	254	244	62	105	1422	67.7
Ohio St.		1609		597-1282	.466	150-393	.382	265-362	.732	249	558	807	38.4	337	260	228	82	111	1609	76.6

Opponents Averages

Games Played	Points/game	FG Pct	3FG Pct	FT Pct	Rebounds/game	Assists/game	Turnovers/game	Assist/Turnover ratio	Steals/game	Blocks/game
21	67.7	41.1	30.2	72.7	34.0	12.1	11.6	1.0	5.0	3.0

POINTS-REBOUNDS-ASSISTS

Opponent	Date	Score		0 HOLDEN,TAN	1 GAYLE JR.,	2 THORNTON,B	3 BROWN III,	4 MCNEIL,SEA	10 SENSABAUGH	13 LIKEKELE,I	14 SUEING,JUS	15 HARDMAN,BO	23 KEY,ZED	24 ETZLER,KAL
Robert Morris	11/07/2022	91-53	W	12-3-0	7-3-3	3-2-4	DNP	6-0-2	17-9-1	9-9-6	20-2-2	0-0-0	13-10-0	0-2-0
Charleston So.	11/10/2022	82-56	W	2-5-2	9-1-1	8-0-2	DNP	13-6-0	14-4-0	4-5-4	11-3-1	0-0-0	17-13-1	0-3-0
Eastern Ill.	11/16/2022	65-43	W	8-3-1	8-2-3	5-7-3	DNP	0-2-1	20-4-0	4-10-3	6-4-1	DNP	10-14-1	0-1-0
vs San Diego St.	11/21/2022	77-88	L	4-3-1	2-0-1	13-3-3	DNP	22-2-1	17-5-0	2-5-1	6-6-1	DNP	7-3-1	DNP
vs Cincinnati	11/22/2022	81-53	W	6-7-0	0-2-1	17-0-0	DNP	5-1-0	17-2-0	0-7-4	11-6-1	DNP	19-8-1	2-1-0
vs Texas Tech	11/23/2022	80-73	W	0-2-0	0-1-0	9-4-4	DNP	13-1-0	10-0-1	4-2-3	33-8-5	DNP	9-3-2	DNP
at Duke	11/30/2022	72-81	L	0-0-0	3-2-0	11-0-2	DNP	14-3-1	4-1-0	5-7-1	12-5-1	DNP	21-8-1	DNP
Saint Francis (PA)	12/03/2022	96-59	W	8-5-0	12-2-3	13-2-2	DNP	10-1-4	15-2-2	8-5-3	6-5-3	0-0-0	11-5-1	3-3-1
Rutgers	12/08/2022	67-66	W	3-2-1	2-2-0	10-4-5	DNP	7-1-2	13-2-1	DNP	9-4-3	DNP	22-14-2	DNP
vs North Carolina	12/17/2022	84-89	Lot	5-3-2	2-2-2	17-5-5	DNP	7-3-2	22-8-3	DNP	16-9-0	DNP	11-4-1	DNP
Maine	12/21/2022	95-61	W	4-4-1	6-1-2	11-6-5	DNP	8-1-2	19-7-7	DNP	15-6-3	6-0-0	14-6-2	2-2-0
Alabama A&M	12/29/2022	90-59	W	4-6-0	2-1-3	12-2-5	2-2-0	9-4-1	21-6-1	2-2-5	18-1-2	6-0-0	9-10-1	0-0-0
at Northwestern	01/01/2023	73-57	W	8-0-0	0-4-0	6-4-6	2-0-0	15-2-2	18-8-0	0-4-2	13-6-5	DNP	11-11-0	DNP
Purdue	01/05/2023	69-71	L	4-2-2	4-0-1	8-5-3	3-2-0	7-1-0	21-5-1	2-2-0	15-4-2	DNP	0-0-0	DNP
at Maryland	01/08/2023	73-80	L	2-5-0	6-1-0	7-2-1	3-2-0	8-2-1	22-7-1	2-2-4	21-5-1	DNP	DNP	DNP
Minnesota	01/12/2023	67-70	L	3-2-0	0-0-0	10-3-1	2-1-0	11-1-0	18-10-0	0-1-2	13-5-2	DNP	10-8-0	DNP
at Rutgers	01/15/2023	64-68	Lot	7-1-1	0-0-0	4-5-1	0-2-0	11-3-1	20-11-1	0-3-1	7-3-2	DNP	11-9-0	DNP
at Nebraska	01/18/2023	60-63	L	6-1-0	2-1-0	2-3-2	0-1-0	13-3-2	18-10-0	4-2-1	4-4-4	DNP	11-10-0	DNP
Iowa	01/21/2023	93-77	W	2-1-0	9-2-0	0-0-2	DNP	10-2-2	27-5-1	18-10-7	10-2-2	DNP	11-9-1	DNP
at Illinois	01/24/2023	60-69	L	0-0-0	3-1-1	8-1-0	2-0-0	7-5-3	14-4-1	5-5-2	13-4-0	DNP	8-3-1	DNP
at Indiana	01/28/2023	70-86	L	0-2-0	7-5-1	4-1-3	2-1-0	9-1-1	23-6-1	0-2-3	5-3-0	DNP	12-4-0	DNP

Opponent	Date	Score		34 OKPARA,FEL	42 BAUMANN,CO	44 SPENCER,OW
Robert Morris	11/07/2022	91-53	W	4-2-0	0-1-0	0-1-0
Charleston So.	11/10/2022	82-56	W	2-4-0	DNP	2-2-0
Eastern Ill.	11/16/2022	65-43	W	4-3-1	DNP	DNP
vs San Diego St.	11/21/2022	77-88	L	4-2-0	DNP	DNP
vs Cincinnati	11/22/2022	81-53	W	4-3-0	DNP	DNP
vs Texas Tech	11/23/2022	80-73	W	2-3-0	DNP	DNP
at Duke	11/30/2022	72-81	L	2-4-0	DNP	DNP
Saint Francis (PA)	12/03/2022	96-59	W	10-12-1	0-1-0	0-4-0
Rutgers	12/08/2022	67-66	W	1-2-0	DNP	DNP
vs North Carolina	12/17/2022	84-89	Lot	4-3-2	DNP	DNP
Maine	12/21/2022	95-61	W	10-4-0	DNP	0-0-1
Alabama A&M	12/29/2022	90-59	W	4-4-0	0-1-1	1-0-0
at Northwestern	01/01/2023	73-57	W	0-3-0	DNP	DNP
Purdue	01/05/2023	69-71	L	5-5-2	DNP	DNP
at Maryland	01/08/2023	73-80	L	2-0-0	DNP	DNP
Minnesota	01/12/2023	67-70	L	0-2-0	DNP	DNP
at Rutgers	01/15/2023	64-68	Lot	4-5-0	DNP	DNP
at Nebraska	01/18/2023	60-63	L	0-1-0	DNP	DNP
Iowa	01/21/2023	93-77	W	6-2-0	DNP	DNP
at Illinois	01/24/2023	60-69	L	0-1-0	DNP	DNP
at Indiana	01/28/2023	70-86	L	8-4-0	DNP	DNP

ANALYSIS STATISTICS

Date	Opponent	W/L	Score	Largest Lead				Time Led		Paint		Off TOs		2nd Chance		Fastbreak		Bench
				OSU	Opp	Ties	LC	OSU	Opp	OSU	Opp	OSU	Opp	OSU	Opp	OSU	Opp	OSU Opp
11/7/22	ROBERT MORRIS	W	91-53	40	2	-	2	37:04	2:01	44	22	11	11	16	7	11	0	40 14
11/10/22	CHARLESTON SO.	W	82-56	32	2	1	1	38:09	:42	50	20	12	10	18	6	7	0	29 23
11/16/22	EASTERN ILLINOIS	W	65-43	25	-	-	-	39:05	-	24	20	13	13	13	5	2	3	40 7
11/21/22	vs. San Diego State	L	77-88	5	16	-	1	5:07	32:37	26	28	8	9	9	9	10	14	27 41
11/22/22	vs. Cincinnati	W	81-53	28	6	1	3	34:47	4:32	34	30	24	4	27	16	-	-	29 21
11/23/22	vs. Texas Tech	W	80-71	13	3	2	1	37:03	1:49	28	34	11	9	17	18	10	2	12 5
11/30/22	at Duke	L	72-81	6	13	3	7	8:12	30:06	36	36	19	20	14	8	16	14	9 26
12/3/22	ST. FRANCIS	W	96-59	39	-	-	-	39:27	-	36	28	12	2	17	4	3	6	48 8
12/8/22	RUTGERS	W	67-66	11	6	12	12	24:16	7:21	28	38	18	14	8	6	2	4	6 18
12/17/22	vs. North Carolina	L (ot)	84-89	14	5	4	5	32:28	9:29	38	44	12	27	9	14	8	9	11 3
12/21/22	MAINE	W	95-61	36	1	-	2	39:08	:30	64	28	21	4	12	6	9	7	28 11
12/29/22	ALABAMA A&M	W	90-59	31	2	2	2	37:15	:48	32	30	13	6	17	11	10	9	21 28
1/1/23	at Northwestern	W	73-57	28	-	-	-	39:09	-	32	14	9	7	11	6	7	6	10 14
1/5/23	PURDUE	L	69-71	12	6	7	11	25:40	9:17	26	22	14	10	4	16	7	5	18 15
1/8/23	at Maryland	L	73-80	5	14	5	8	6:54	28:55	22	34	13	16	6	10	8	10	13 6
1/12/23	MINNESOTA	L	67-70	2	11	8	3	1:42	34:56	32	26	2	13	18	4	6	5	13 10
1/15/23	at Rutgers	L (ot)	64-68	11	7	12	22	21:41	11:53	24	24	19	14	16	16	13	9	38 2
1/18/23	at Nebraska	L	60-63	5	6	8	13	8:33	26:35	16	32	8	8	5	0	3	8	12 16
1/21/23	IOWA	W	93-77	16	6	3	2	31:10	5:47	50	32	15	8	14	14	9	2	28 14
1/24/23	at Illinois	L	60-69	4	17	1	2	3:37	10:24	32	38	16	11	7	13	1	16	18 9
1/28/23	at Indiana	L	70-86	7	19	4	3	6:29	6:42	34	38	13	10	16	23	19	14	17 29
Averages										33.7	29.4	13.5	10.8	13.0	10.1	8.1	7.2	22.2 15.2

INDIVIDUAL SUPERLATIVES

	OHIO STATE		OPPONENT	
Points	33	Justice Sueing vs Texas Tech (11/23/22)	30	Jahmir Young at Maryland (01/08/23)
FGs Made	12	Justice Sueing vs Texas Tech (11/23/22)	11	Armando Bacot vs North Carolina (12/17/22)
FG Attempts	19	Justice Sueing vs Texas Tech (11/23/22)	20	Caleb Love vs North Carolina (12/17/22)
FG % (<i>min 5 made</i>)	1.000 (5-5)	Tanner Holden vs Robert Morris (11/07/22) Zed Key vs Saint Francis (PA) (12/03/22)	.857 (6-7)	Viktor Lakhin vs Cincinnati (11/22/22)
3-Pt FGs Made	4	Brice Sensabaugh at Rutgers (01/15/23) Brice Sensabaugh vs Iowa (01/21/23)	6	Jalen Hood-Schifino at Indiana (01/28/23)
3-Pt FG Attempts	9	Sean McNeil vs Alabama A&M (12/29/22)	13	Caleb Love vs North Carolina (12/17/22)
3-Pt FG % (<i>min 4 made</i>)	.800 (4-5)	Brice Sensabaugh vs Iowa (01/21/23)	.667 (6-9)	Jalen Hood-Schifino at Indiana (01/28/23)
FTs Made	8	Justice Sueing vs Texas Tech (11/23/22)	13	Jahmir Young at Maryland (01/08/23)
FT Attempts	9	Justice Sueing at Northwestern (01/01/23)	15	Jahmir Young at Maryland (01/08/23)
FT % (<i>min 8 made</i>)	1.000 (8-8)	Justice Sueing vs Texas Tech (11/23/22)	1.000 (9-9)	Terrence Shannon Jr. at Illinois (01/24/23)
Rebounds	14	Zed Key vs Eastern Ill. (11/16/22) Zed Key vs Rutgers (12/08/22)	15	Armando Bacot vs North Carolina (12/17/22)
Assists	7	Brice Sensabaugh vs Maine (12/21/22) Isaac Likekele vs Iowa (01/21/23)	7	Caleb Love vs North Carolina (12/17/22)
Steals	4	Felix Okpara vs North Carolina (12/17/22)	4	Cam Spencer at Rutgers (01/15/23)
Blocked Shots	3	Five times	6	Clifford Omoruyi at Rutgers (01/15/23)
Turnovers	5	Three times	5	Pharrel Payne vs Minnesota (01/12/23)
Fouls	5	Nine times	5	Four times
Minutes	39:09	Justice Sueing vs North Carolina (12/17/22)	41:40	Caleb Love vs North Carolina (12/17/22)

TEAM SUPERLATIVES

	OSU HIGH		OSU LOW		OPPONENT HIGH		OPPONENT LOW	
Points	96	ST. FRANCIS (PA) (12/03/22)	60	at Nebraska (01/18/23) at Illinois (01/24/23)	89	vs North Carolina (12/17/22)	43	EASTERN ILL. (11/16/22)
FGs Made	41	MAINE (12/21/22)	20	at Nebraska (01/18/23)	32	vs North Carolina (12/17/22) at Indiana (01/28/23)	16	EASTERN ILL. (11/16/22)
FG Attempts	74	vs North Carolina (12/17/22)	52	vs Texas Tech (11/23/22)	72	vs North Carolina (12/17/22)	52	vs Cincinnati (11/22/22) at Maryland (01/08/23)
FG %	.612 (41-67)	MAINE (12/21/22)	.343 (23-67)	at Rutgers (01/15/23)	.519 (28-54)	RUTGERS (12/08/22)	.250 (16-64)	EASTERN ILL. (11/16/22)
Single Half FG %	.690 (20-29)	MAINE (12/21/22)	.258 (8-31)	EASTERN ILL. (11/16/22)	.600 (18-30)	vs San Diego St. (11/21/22)	.212 (7-33)	at Northwestern (01/01/23)
3-PT FGs Made	13	ST. FRANCIS (PA) (12/03/22)	3	at Duke (11/30/22)	13	PURDUE (01/05/23)	4	Three times
3-PT FG Attempts	29	ALABAMA A&M (12/29/22)	10	at Illinois (01/24/23)	31	at Northwestern (01/01/23) PURDUE (01/05/23)	13	at Duke (11/30/22) at Maryland (01/08/23)
3 PT FG %	.565 (13-23)	ST. FRANCIS (PA) (12/03/22)	.231 (3-13)	at Duke (11/30/22)	.500 (10-20)	at Indiana (01/28/23)	.167 (4-24)	ROBERT MORRIS (11/07/22)
FTs Made	18	vs Texas Tech (11/23/22)	5	MAINE (12/21/22) PURDUE (01/05/23)	27	at Maryland (01/08/23)	5	Four times
FT Attempts	22	at Duke (11/30/22)	7	MAINE (12/21/22) PURDUE (01/05/23)	33	at Maryland (01/08/23)	6	MAINE (12/21/22)
FT %	1.000 (18-18)	vs Texas Tech (11/23/22)	.500 (7-14)	vs North Carolina (12/17/22)	.923 (12-13)	vs Texas Tech (11/23/22)	.467 (7-15)	EASTERN ILL. (11/16/22)
Rebounds	52	EASTERN ILL. (11/16/22)	26	vs Texas Tech (11/23/22) at Maryland (01/08/23)	48	vs North Carolina (12/17/22)	25	vs Texas Tech (11/23/22) ST. FRANCIS (PA) (12/03/22)
Assists	23	MAINE (12/21/22)	5	MINNESOTA (01/12/23)	20	vs North Carolina (12/17/22)	4	vs Cincinnati (11/22/22)
Steals	8	vs North Carolina (12/17/22) PURDUE (01/05/23)	2	CHARLESTON SO. (11/10/22)	9	at Duke (11/30/22)	2	ST. FRANCIS (PA) (12/03/22)
Blocked Shots	7	ALABAMA A&M (12/29/22) at Northwestern (01/01/23)	2	Four times	8	at Rutgers (01/15/23)	0	EASTERN ILL. (11/16/22) PURDUE (01/05/23)
Turnovers	17	EASTERN ILL. (11/16/22)	6	vs Cincinnati (11/22/22) at Illinois (01/24/23)	17	ALABAMA A&M (12/29/22)	7	vs San Diego St. (11/21/22) at Northwestern (01/01/23)
Fouls	28	at Maryland (01/08/23)	10	ST. FRANCIS (PA) (12/03/22) MAINE (12/21/22)	24	ALABAMA A&M (12/29/22)	9	PURDUE (01/05/23)
DQ's	3	at Duke (11/30/22)	1	Five times	1	Three times		

2022-23 HALF HIGHS AND LOWS

	Ohio State			Opponent	
	High	Low		High	Low
1st Half	47 (12/21/22)	22 (1/18/23)	1st Half	46 (1/28/23)	17 (1/1/23)
2nd Half	56 (1/21/23)	32 (1/12/23)	2nd Half	51 (11/22/22)	23, 2x (12/3/22)

2022-23 POINT DIFFERENTIALS

Margin	1	2	3	4	5	7	9	11	16	22	26	28	31	34	37	38
Wins	1					1			2	1	1	1	1	1	1	1
Losses		1	2	1	1	1	2	1	1							

Under Holtmann 22-23

1 point games	4-3	1-0
5 or fewer points	17-20	0-5
6-10 points	29-20	1-3
11-15 points	22-14	0-1
16-20 points	17-7	2-1
21+ points	31-3	7-0

OHIO STATE RECORD WHEN...

DAY Under Holtmann 22-23

On Monday	9-1	1-1
On Tuesday	15-5	1-1
On Wednesday	19-10	3-2
On Thursday	18-13	3-2
On Friday	10-5	0-0
On Saturday	25-13	2-2
On Sunday	22-19	1-2

MONTH Under Holtmann 22-23

In November	29-8	5-2
In December	29-6	4-1
In January	24-24	2-7
In February	25-13	0-0
In March	10-15	0-0

OVERTIME Under Holtmann 22-23

At home	1-1	0-0
On road	2-1	0-1
Neutral site	1-4	0-1

HALVES Under Holtman 22-23

Leading at halftime	99-19	11-5
Trailing at halftime	15-46	0-5
Tied at halftime	4-1	0-0

VS. RANKED Under Holtmann 22-23

vs. ranked team at home	9-7	0-1
vs. ranked team on road	7-12	0-1
vs. ranked team on neutral site	6-10	1-1

REBOUNDS Under Holtmann 22-23

OSU has more rebounds	93-22	11-2
OSU has fewer rebounds	23-40	0-8
Rebounds are tied	2-3	0-0

ASSISTS Under Holtmann 22-23

OSU has 15 or more	62-12	7-1
OSU has 20 or more	13-0	3-0
Allow 9 or fewer	31-11	3-1

TURNOVERS Under Holtmann 22-23

OSU has 10 or fewer	36-19	5-5
OSU has fewer than opponent	50-20	3-3
Force 15 or more	23-11	1-0

BLOCKS Under Holtman 22-23

OSU has 5 or more	45-10	6-1
OSU has 0 blocks	3-4	0-0
Opponent has 5 or more	18-22	2-4

STEALS Under Holtmann 22-23

OSU has 10 or more	7-0	0-0
OSU has 5 or more	72-39	7-8
Opponent has 10 or more	4-7	0-0

EXTRA POSSESSION Under Holtmann 22-23

OSU has more rebounds & fewer turnovers	48-10	5-0
---	-------	-----

OSU POINTS Under Holtmann 22-23

OSU scores 49 or fewer	0-2	0-0
OSU scores 50-59	2-14	0-0
OSU scores 60-69	20-31	2-5
OSU scores 70-79	42-15	1-4
OSU scores 80-89	35-4	3-1
OSU scores 90-99	17-0	5-0
OSU scores 100+	2-0	0-0

OPP POINTS Under Holtmann 22-23

Opponent scores 49 or fewer	11-0	1-0
Opponent scores 50-59	35-0	6-0
Opponent scores 60-69	44-19	2-3
Opponent scores 70-79	21-29	2-2
Opponent scores 80-89	7-14	0-5
Opponent scores 90-99	0-4	0-0
Opponent scores 100+	0-0	0-0

SHOOTING % Under Holtmann 22-23

OSU shoots 50% or better (FG)	50-6	7-1
OSU shoots 40% or better (3FG)	50-16	7-4
OSU shoots 80% or better (FT)	41-17	3-3
Opp shoots under 40% (FG)	57-13	7-1
Opp shoots under 30% (3FG)	50-19	8-4

3-PT FGS Under Holtmann 22-23

OSU makes 10 or more	43-9	2-0
OSU makes 5 or fewer	22-22	0-4
Opponent makes 5 or fewer	31-15	6-3

FT ATTEMPTS Under Holtmann 22-23

OSU attempts more FT	84-21	11-3
OSU attempts fewer FT	31-41	0-7

STARTING LINEUP 22-23

Thornton, McNeil, Likekele, Sueing, Key	6-2
Thornton, McNeil, Sueing, Sensabaugh, Key	4-4
Thornton, Gayle Jr., Likekele, Sensabaugh, Key	1-0
Thornton, McNeil, Sueing, Sensabaugh, Okpara	0-1
Thornton, McNeil, Sueing, Sensabaugh, Brown III	0-1
Thornton, McNeil, Likekele, Sueing, Okpara	0-1
Thornton, McNeil, Likekele, Sensabaugh, Key	0-1

PLAYER Career 22-23

Eugene Brown III		
Scores 5 or more points	5-4	0-0
Makes multiple three-pointers	3-0	0-0
Grabs 4 or more rebounds	7-5	0-0

Zed Key		
Scores 10 or more points	23-8	9-6
Scored 20 or more points	2-1	1-1
Grabs 10 or more rebounds	8-3	6-1
Records a double-double	6-2	5-1
Makes a three-pointer	3-2	3-2
Has 2 or more blocks	13-4	4-2

Isaac Likekele		
Scores 10 or more points		1-0
Grabs 6 or more rebounds		4-1
Has 5 or more assists		3-1

Sean McNeil		
Scores 10 or more points		5-5
Makes 3 or more three-pointers		2-2
Grabs 5 or more rebounds		1-1
Has 4 or more assists		1-0

Felix Okpara		
Scores 10 or more points		2-0
Makes a three-pointer		1-0
Grabs 10 or more rebounds		1-0
Has 2 or more blocks		5-3

Brice Sensabaugh		
Scores 10 or more points		11-9
Scores 20 or more points		3-5
Makes 3 or more three-pointers		6-3
Grabs 6 or more rebounds		4-6
Records a double-double		0-3
Has 5 or more assists		2-0

Justice Sueing		
Scores 10 or more points	21-10	8-6
Scores 20 or more points	2-2	2-1
Makes multiple three-pointers	4-5	2-2
Grabs 10 or more rebounds	5-0	0-0
Records a double-double	4-0	0-0
Has 3 or more steals	4-0	1-0
Has 3 or more assists	9-3	5-1

Bruce Thornton		
Scores 10 or more points		5-4
Makes 3 or more three-pointers		2-0
Grabs 5 or more rebounds		2-3
Has 4 or more assists		6-1
Has a positive assist/turnover ratio		9-5

THE LAST TIME OHIO STATE...

SCORING

Team	
100 Points Scored	106, vs. Penn State (12/7/19)
vs. Big Ten	106, vs. Penn State (12/7/19)
120 Points Scored	121, vs. George Mason (1/8/95)
50 or Fewer Points Scored	50, at Northwestern (3/6/19)
vs. Big Ten	50, at Northwestern (3/6/19)
Half	
50 Points Scored at Halftime	50, vs. Northwestern (1/9/22)
vs. Big Ten	51, vs. Northwestern (1/9/22)
50+ Points Scored in Both Halves	52/50 vs. North Carolina A&T (11/12/10)
60 Points Scored at Halftime	60, vs. Marshall (11/25/16)
50 Points Scored in Either Half	56 (2nd), vs. Iowa (1/21/23)
vs. Big Ten	56 (2nd), vs. Iowa (1/21/23)
60 Points Scored in Either Half	60 (2nd), vs. Penn State (12/7/19)
vs. Big Ten	60 (2nd) vs. Penn State (12/7/19)
10 or Fewer Pts Scored before Half	9, vs. Michigan State (2/7/96)
15 or Fewer Pts Scored before Half	9, vs. Michigan State (2/7/96)
20 or Fewer Pts Scored during a Half	20 (1st) at Wisconsin (2/9/20)
vs. Big Ten	20 (1st) at Wisconsin (2/9/20)
30+ point improvement 1st to 2nd half/W	+31 (22/53 W, 75-56) vs. Youngstown State (12/18/18)
30+ point improvement 1st to 2nd half/L	+31 (16/47 L, 73-67 OT) vs. Wisconsin (3/10/19)

Individual

40 Points by a Player	40, Jared Sullinger, vs. IUPUI (12/19/10)
vs. Big Ten	42, Clark Kellogg, vs. Northwestern (1/15/81)
30 Points by a Player	33, Justice Sueing vs. No. 21 Texas Tech (11/23/22)
vs. Big Ten	31, Malaki Branham at No. 15 Illinois (2/24/22)
Double-Double in 1st Half	Zed Key (13p/10r) vs. Charleston Southern (11/10/22)
Double-Double in 1st Half (Big Ten)	Jae'Sean Tate (13p/10r) vs. Wisconsin (2/23/17)
Triple-Double (Pts./Rebs./Asts.)	JaQuan Lyle vs Rutgers (16p/12r/11a on 1/13/16)
Double-Double (Pts./Asts.)	JaQuan Lyle (10p/11a) vs. Jackson St. (11/23/16)
vs. Big Ten	JaQuan Lyle (16p/12r/11a) vs. Rutgers (1/13/16)
2+ Double-Doubles, game	Brice Sensabaugh (18p/10r) & Zed Key (11p, 10r) at Nebraska (1/18/23)
	Brice Sensabaugh (20p/11r) at Rutgers (1/15/23)
Double-Double off the bench	Brice Sensabaugh (22), Justice Sueing (21) at Maryland 1/8/23)
Two Players with 20+ Points	D'Angelo Russell (23), Jae'Sean Tate (20) at Rutgers (2/8/15)
Two Freshmen with 20+ Points	
Back to Back Gms Two Players with 20 Pts	J. Sullinger (30), D. Thomas (22) vs. Purdue (3/9/12), J. Sullinger (24), D. Thomas (22) vs. Michigan (3/10/12)
Three Players with 20 Points	Keita Bates-Diop (24), Kam Williams (20), C.J. Jackson (20) SDSU (3/15/18)
Two Players with 25 Points	David Lighty (26) and Jared Sullinger (26), vs. Florida (11/16/10)
25 points in 1st half	D'Angelo Russell (25) at Minnesota (1/6/15)
25 points in either half	Justin Ahrens (25-2nd/29 for game) vs. Iowa (2/26/19)
vs. Big Ten	Justin Ahrens (25-2nd/29 for game) vs. Iowa (2/26/19)
25+ pts in back to back games	E.J. Liddell (25) vs. Akron 11/9/21, (29) vs. Niagara 11/12/21
25+ pts in 3 consecutive games	Keita Bates-Diop (27) at Iowa 1/4/18, (32) vs. MSU 1/7/18, (26) vs. Maryland 1/11/18
Player scored 20+ off the Bench	Brice Sensabaugh (20) vs. Eastern Illinois (11/16/22)
Player had 20+pts, 15+ Rebounds	23/15, E.J. Liddell at Minnesota (1/27/22)
5-Consecutive 20 pt. Games	Deshaun Thomas (1/2-13/2013)
Scored 15+ consecutive pts in a game	15 (half 2), Justice Sueing vs. Texas Tech (11/23/22)

Double Figures

Five Players in Double Figures	vs. Iowa (1/21/23); B. Sensabaugh (27), Isaac Likekele (18) Zed Key (11), Justice Sueing (10), Sean McNeil (10)
vs. Big Ten	vs. Iowa (1/21/23); B. Sensabaugh (27), Isaac Likekele (18) Zed Key (11), Justice Sueing (10), Sean McNeil (10)
Six Players in Double Figures	vs. St. Francis (12/3/22); Sensabaugh (15), Thornton (13) Gayle Jr. (12), Key (11), McNeil (10), Okpara (10)
vs. Big Ten	vs. Nebraska (1/14/20); A. Wesson (11), Young (10), K. Wesson (13), D.J. Carton (13), CJ Walker (18), E.J. Liddell (10)
Seven Players in Double Figures	Bethune-Cookman (11/25/89) Jackson, Lee, Carter, Brown, Baker, Jent, Skelton
Zero Players in Double Figures	vs. Illinois (1/24/96)
Five Starters in Double Figures	vs. Morehead State (12/2/20); Justice Sueing (11), Kyle Young (10), E.J. Liddell (16), Duane Washington Jr. (11), CJ Walker (11)
vs. Big Ten	vs. No. 19 Michigan (3/1/20); A. Wesson (14), Muhammad (10), K. Wesson (14), CJ Walker (20), Washington Jr. (20)
Zero Starters in Double Figures	at Creighton (11/15/16)
Four Freshmen in Double Figures	vs. St. Francis (12/3/22); Sensabaugh (15), Thornton (13) Gayle Jr. (12), Okpara (10)

FIELD GOALS

40 Field Goals	41 (67), vs. Maine (12/21/22)
30 FGs in Back to Back games	34 (74) vs. North Carolina (12/17/22); 41 (67) vs. Maine (12/21/22)
	32 (61) vs. Alabama A&M (12/29/22)
20 or Fewer Field Goals	20 (56), at Nebraska (1/18/23)
vs. Big Ten	20 (56), at Nebraska (1/18/23)
15 or Fewer Field Goals	15 (48), vs. West Virginia (12/29/19)
Starters Made 1st 15 Field Goals Att.	vs. N. Florida (11/29/13): Scott (3-3), A. Williams (4-4), Smith Jr. (2-2), Craft (3-3), Ross (3-3)
	vs. William & Mary (12/9/17); (6 2s/4 3s) 19:18-12:24 (2nd)
Team made 10-Consecutive FGs	

Individual

Made 10+ consecutive 2 pt FGs	10, K. Wesson vs Youngstown State (12/18/18)
Made 15+ consecutive 2 pt. FGs	17, Deshaun Thomas vs. SC Upstate (6, 12/14/11) and South Carolina (11, 12/17/11)
10 Field Goals Made	10 (17), Brice Sensabaugh vs. No. 1 Purdue (1/5/23)
10 Field Goals and Free Throws Made	10/10, Kaleb Wesson at No. 15 Illinois (2/24/22)

Field Goal Attempts

40 or Fewer Attempts	37 (21), vs. Northwestern (1/29/11)
70 Attempts	74 (34), vs. North Carolina (12/17/22)
80 Attempts	82 (45), vs. Marshall (11/25/16)

Field Goal Percentage

70+ Percent Shooting	.714 (35-49), vs. Presbyterian (12/15/07)
60+ Percent Shooting	.612 (41-64), vs. Maine (12/21/22)
vs. Big Ten	.660 (31-47), at Wisconsin (12/2/17)
Back to Back Games 60+ Pct. Shooting	.653 (32-49), vs. Marquette (11/18/14)
	.617 (37-60), UMass-Lowell (11/14/14)
Five-Consecutive gms 50+ FG Pct.	(11/29-12/14/13 vs. UNF (.692), vs. Maryland (.521), vs. CCSU (.527), vs. Bryant (.525), vs. NDSU (.529)
50+ Percent Shooting	.500 (29-58) vs. No. 1 Purdue (1/5/23)
vs. Big Ten	.500 (29-58) vs. No. 1 Purdue (1/5/23)
30 Percent Shooting or Less	.266 (17-64), at Northwestern (3/6/19)
70+ Percent Shooting (half).	.708 (17-24/2nd) vs. High Point (12/29/18)
vs. Big Ten	.783 (18-23/1st) at Wisconsin (12/2/17)

Individual

Perfect from the field (min. 10 made)	10 (10), Jae'Sean Tate vs. Northeastern (11/19/17)
---------------------------------------	--

THREE-POINTERS

10 3-Pointers	13 (23), vs. St. Francis (12/3/22)
vs. Big Ten	10 (23), vs. Minnesota (2/15/22)
10 3-pointers in a half	12/18, (2) vs. Penn State (12/7/19)
15 3-Pointers	16/34, at Nebraska (1/2/22)
Zero 3-Pointers	0/11, at Indiana (3/2/14)
Eight Players with a Made 3-pointer	vs. IUPUI (1/18/22)
Three Players with 4 Made 3s in a game	K. Wesson (4-6), Muhammad (4-5), Washington Jr. (4-6)
	vs. Penn State (W, 106-74)
Equal 3s and 2s	8/8 at Indiana (1/6/22)
More 3s than 2s	16/14 at Nebraska (1/2/22)

Three-Point Attempts

35 or More Attempts	35 (14), vs. Purdue (1/19/21)
30 or More Attempts	34 (16), at Nebraska (1/2/22)
10 or Fewer Attempts	10 (4), at Illinois (1/24/23)

FREE THROWS

Team

25 Made Free Throws	26 (32) at No. 15 Illinois (2/24/22)
vs. Big Ten	26 (32) at No. 15 Illinois (2/24/22)
30 Made Free Throws	30 (37), vs. Penn State (12/7/19)
Five or Fewer Made Free Throws	5 (7), vs. No. 1 Purdue (1/5/23)
vs. Big Ten	5 (7), vs. No. 1 Purdue (1/5/23)
20 Consecutive Made Free Throws	20 (26-27) vs. Northwestern (1/9/22)
Final 15 points scored from FT line	vs. Stanford (11/24/17) W 79-71
Perfect from FT line (min 15 made)	18-18 vs. No. 21 Texas Tech (11/23/22)

Attempts

10 or Fewer Free Throws Attempted	7 (5), vs. No. 1 Purdue (1/5/23)
30 Free Throws Attempted	32 (26) at No. 15 Illinois (2/24/22)
vs. Big Ten	32 (26) at No. 15 Illinois (2/24/22)
40 Free Throws Attempted	42 (31), vs. Syracuse (3/24/12)
50 Free Throws Attempted	51 (38) vs. Ohio (11/12/13)

Individual

20 Consecutive Made FTs	45, CJ Walker (11/29/20 to 1/31/21)
30 Consecutive Made FTs	45, CJ Walker (11/29/20 to 1/31/21)
40 Consecutive Made FTs	45, CJ Walker (11/29/20 to 1/31/21)

THE LAST TIME OHIO STATE...

REBOUNDS**Team**

50 Rebounds	52, vs. Eastern Illinois (11/16/22)
vs. Big Ten	51, at Illinois (1/28/16)
60 Rebounds	61, vs. Marshall (11/25/16)

Individual

15 Rebounds	15, E.J. Liddell at Minnesota (1/27/22)
20 Rebounds	22, Herb Williams vs. Marshall (11/28/77)
25 Rebounds	30, Jerry Lucas (3/9/62)
Three Players with 10 Rebounds	Carter, Jent, Robinson, vs. Tenn. State (12/17/90)
12+ Rebounds before halftime	12, Trevor Thompson vs. Youngstown St. (12/20/16)

ASSISTS**Team**

30 or More Assists	30, vs. VMI (11/23/11)
25 or More Assists	27, vs. Bowling Green (11/15/21)
vs. Big Ten	25, vs. Maryland (1/11/18)
Five or Fewer Assists	5, vs. Minnesota (11/23/14)

Individual

10 Assists	10, Keyshawn Woods vs. UCLA (12/22/18)
15 Assists	16, Shannon Scott vs. Sacred Heart (11/23/14)
Consecutive games with 10 or more	Shannon Scott: 14 vs. Marquette (11/18/14); 16 vs. Sacred Heart (11/23/14)
3 consecutive games with 10 or more	Shannon Scott: 11 vs UMass-Lowell (11/14/14); 14 vs. Marquette (11/18/14); 16 vs. Sacred Heart (11/23/14)
Most assists in back to back games	30, Shannon Scott: 14 vs. Marquette (11/18/14); 16 vs. Sacred Heart (11/23/14)
Most assists in 3 consecutive games	41, Shannon Scott: 11 vs UMass-Lowell (11/14/14); 14 vs. Marquette (11/18/14); 16 vs. Sacred Heart (11/23/14)

TURNOVERS**Team**

Five or Fewer Turnovers	5 vs. Michigan State (1/5/19)
vs. Big Ten	5 vs. Michigan State (1/5/19)

STEALS**Team**

15 or More	15, vs. Mercer (12/22/15)
vs. Big Ten	17, vs. Michigan (2/5/05)
10 or More	12, vs. Indiana (3/14/19)
vs. Big Ten	12, vs. Indiana (3/14/19)
10+ in consecutive games	10 vs. Illinois (1/3/15); 10 at Minnesota (1/6/15)
10+ in 3 consecutive games	10 vs High Point (12/10/14); 10 vs. Morehead St. (12/13/14); 18 vs. NC A&T (12/17/14)
0 steals	vs. Michigan (2/16/16)

Individual

5 Steals	5, Jamari Wheeler vs. Northwestern (1/9/22)
3 Players 3 or more	Scott (3), Craft (3), Ravenel (3) vs. Minnesota (2/20/13)

BLOCKS

10+ Blocks Team	10, at Wisconsin (1/12/17)
vs. Big Ten	10, at Wisconsin (1/12/17)
0 Blocked Shots	vs. Houston (3/24/19)
vs. Big Ten	vs. Maryland (1/18/19)
6 players with at least 1 block	vs. Nebraska (1/14/20)
7 players with at least 1 block	vs. North Carolina (12/20/14)
3 players with at least 3 blocks	Thompson (3), Bell (3), Bates-Diop (3) vs. Youngstown St. (12/20/16)

Individual

5 Blocks	5, E.J. Liddell vs. Iowa (2/19/22)
10 Blocks	11, Ken Johnson, vs. Iowa (2/9/00)

PLAYER USAGE

Six Players Used	vs. Michigan State (2/21/10)
Seven Players Used	vs. Akron (3/15/16)
Playing 40 Minutes (non-OT)	Andre Wesson vs. Illinois (3/5/20)
Playing 45 Minutes (OT)	Keita Bates-Diop at Indiana-OT (2/23/18)
Played 50 Minutes (2OT)	David Lighty, William Buford vs. Illinois-2ot (3/13/10)

FOULS

Three Players Fouled Out	Likekele, Sensabaugh, Sueing, at Duke (11/30/22)
vs. Big Ten	A. Wesson, K. Wesson, Muhammad, vs. Michigan State (1/5/19)

MARGIN OF VICTORY

40-Point Victory	107-61 (+46) vs. Purdue Fort Wayne (11/11/18)
vs. Big Ten	102-62 (+40), vs. Northwestern (1/10/91)
30-Point Victory	90-59 (+31) vs. Alabama A&M (12/29/22)
vs. Big Ten	90-54 (+36) vs. Nebraska (12/30/20)
30+ Pt. Wins, Back-to-Back Home Games	95-61 (+34) vs. Maine (12/21/22)
	90-59 (+31) vs. Alabama A&M (12/29/22)
	vs. Northwestern (87-54), Nebraska (71-40), at Nebraska (79-45) in 2012
3 30-point Big Ten wins, season	97-43 (+54) vs. High Point (12/10/14)
	100-40, vs. UT Martin (12/27/10)
50-Point Victory	116-44, vs. Chicago State (11/30/91)
60-Point Victory	88-2, vs. Ohio (2/6/1903)
70-Point Victory	
80-Point Victory	

Halftime/Deficits

20+ Point Lead at Halftime	47-26 (+21), vs. Maine (12/21/22)
vs. Big Ten	49-26 (+23), at Wisconsin (12/2/17)
30-Point Lead at Halftime	47-17 (+30), vs. Northeastern (11/19/17)
30+ Deficit at Halftime	48-18 (-30) at Indiana (1/10/16)
20+ Deficit at Halftime	45-21 (-24) at Penn State (2/15/18)
10-Point Halftime Deficit Overcome	-15, Duke (11/30/21), down 43-30, W 71-66
10-Point Deficit Overcome (any point)	-11 at Iowa (2/4/21), down 61-50 14:29- 2nd W 89-85
20-Point Halftime Deficit Overcome	-20, vs. Penn State (3/3/01)
20-Point Deficit Overcome	-20, at No. 6 Purdue (1/30/22), down 52-32 14:35-2nd, L 78-81
15-19 Point Deficit Overcome	-15, vs. Duke (11/30/21), 45-30 (19:36/2nd), W 71-66

VS. RANKED OPPONENTS

Ohio State Played a Ranked Opponent	
Ohio State Win	80-73, vs. No. 21 Texas Tech (11/23/22)
Ohio State Loss	69-71, vs. No. 1 Purdue (1/5/23)
Ohio State Played an AP No. 1-Ranked Team	
Ohio State Win	71-66, vs. No. 1 Duke (11/30/21)
Ohio State Loss	69-71, vs. No. 1 Purdue (1/5/23)
Ohio State Played an AP Top 5 Team	
Ohio State Win	71-66, vs. No. 1 Duke (11/30/21)
Ohio State Loss	69-71, vs. No. 1 Purdue (1/5/23)
Ohio State Played an AP Top 10 Team	
Ohio State Win	71-66, vs. No. 1 Duke (11/30/21)
Ohio State Loss	69-71, vs. No. 1 Purdue (1/5/23)

OVERTIME

Overtime Game	
Ohio State Home Win	80-69, Indiana (2/21/22)
Ohio State Home Loss	73-67, Wisconsin (3/10/19)
Ohio State Neutral Win	87-78, vs. Purdue (3/12/21 tot)
Ohio State Neutral Loss	84-89, vs. North Carolina (12/17/22)
Ohio State Away Win	87-79, at Nebraska (1/2/22 tot)
Ohio State Away Loss	68-64, at Rutgers (1/15/23)
Double Overtime Game	
Ohio State Win	80-78, at Indiana (2/23/18 2ot)
Ohio State Loss	74-72, vs. Siena (3/20/09)
Triple Overtime Game	
Ohio State Win	93-92, vs. Purdue (3/5/81)
Ohio State Loss	97-96, vs. Rutgers (12/30/78)

ONE-POINT GAMES

Ohio State Home Win	67-66, Rutgers (12/8/22)
Ohio State Home Loss	58-57, Nebraska (2/18/17)
Ohio State Neutral Win	68-67, vs. No. 4 Michigan (3/13/21)
Ohio State Neutral Loss	69-68 vs. Penn State (3/2/18)
Ohio State Away Win	71-70, at Penn State (2/28/17)
Ohio State Away Loss	71-70, at Northwestern (12/26/20)

OPENERS

Home Openers	
Ohio State Win	91-53, vs. Robert Morris (11/7/22)
Ohio State Loss	73-53, vs. Georgia Tech (12/16/03)
Road Opener	
Ohio State Win	90-85, at Notre Dame (12/8/20)
Ohio State Loss	72-81, at Duke (11/30/22)
Neutral Opener	
Ohio State Win	79-76, vs. Seton Hall (11/22/21)
	Rocket Mortgage Fort Myers Tip-off, Fort Myers, Fla.
Ohio State Loss	77-88, vs. No. 17 San Diego State (11/22/22)
	Maui Invitational, Lahaina, Hawaii

THE LAST TIME AN OPPONENT...

SCORING

Team

Scored 100 Points in OT	100, at Maryland (1/16/15)
Scored 120 Points	113, LSU (2-OT) (1/15/10)
Scored 50 or Fewer Points By a Big Ten Opponent	122, Indiana (2/2/59)
	43, vs. Eastern Illinois (11/16/22)
	45, vs. Minnesota (2/15/22)

Half

50 Points Scored at Halftime	54, Indiana (3/4/17)
60 Points Scored at Halftime	61, Illinois (2/17/88)
50 Points Scored in Either Half By a Big Ten Opponent	51 (2nd), San Diego State (11/22/22)
60 Points Scored in Either Half	50 (2nd), Michigan State (1/5/19)
15 or Fewer Pts Scored before Half By a Big Ten Opponent	63 (2nd), Penn State (2/16/98)
20 or Fewer Points Scored during a Half By a Big Ten Opponent	14, Stetson (11/18/19)
	15, at Rutgers (1/14/18)
	20 (1), at Rutgers (1/15/23)
	20 (1), at Rutgers (1/15/23)

Individual

40+ Points by a Player	43, Brandon Paul, Illinois (1/10/12)
30+ Points by a Player	30, Jahmir Young, at Maryland (1/8/23)
Triple-Double (Pts./Reb./Asts.)	Zavier Simpson (11p/10r/12a), Michigan (1/29/19)
Two Players with 20 Points	Armando Bacot (25), Caleb Love (22), RJ Davis (21) vs. North Carolina (12/17/22)
Three Players with 20 Points	Armando Bacot (25), Caleb Love (22), RJ Davis (21) vs. North Carolina (12/17/22)
Two Players with 25 Points	Kevin Obanor (30), Max Abmas (29), Oral Roberts (3/19/21 ot)
Player scored 20+ Points off the Bench	21, Jaden Ivey, No. 6 Purdue (1/30/22)

Double Figures

Five Players in Double Figures	at Maryland (1/8/23); Young (30), Scott (12), Hart (12), Reese (10), Carey (10)
By Big Ten Opponent	at Maryland (1/8/23); Young (30), Scott (12), Hart (12), Reese (10), Carey (10)
Six Players in Double Figures	No. 3 Illinois (3/14/21); Cockburn (16), Frazier (10), Dosunmu (16), Curbelo (16), Bezhnashvili (12), Williams (13)
By Big Ten Opponent	No. 3 Illinois (3/14/21); Cockburn (16), Frazier (10), Dosunmu (16), Curbelo (16), Bezhnashvili (12), Williams (13)
Zero Players in Double Figures	Louisiana-Monroe (12/27/13)
Zero Starters in Double Figures	Rutgers (2/13/20), OSU win 72-66

FIELD GOALS

30 Field Goals	32 (64), at Indiana (1/28/23)
By Big Ten Opponent in OT	32 (64), at Indiana (1/28/23)
20 or Fewer Field Goals	32 (72), vs. North Carolina (12/17/22)
By Big Ten Opponent	19 (67), at Northwestern (1/1/23)
20 or Fewer FGs in back to back games	19 (67), at Northwestern (1/1/23)
By Big Ten Opponents	19 (42), Indiana (2/1/20)
	20 (60), Michigan (2/4/20)
	19 (42), Indiana (2/1/20)
	20 (60), Michigan (2/4/20)
15 or Fewer Field Goals	15 (56), vs. Loyola Chicago (3/18/22)
By Big Ten Opponent	15 (53), at Illinois (2/15/14)
1-5 2-pt FGs made in a half	2 (17)-1st, at Cincinnati (11/7/18)

Field Goal Attempts

40 or Fewer Attempts	40 (13), IUPUI (1/18/22)
70+ Attempts	72 (32), vs. North Carolina (12/17/22)
By Big Ten Opponent	77 (28), vs. Minnesota (3/11/21)
80 Attempts	91 (36), George Mason (12/9/95)
90 Attempts	91 (36), George Mason (12/9/95)

Field Goal Percentage

70 Percent Shooting	.733 (33-45), Michigan State (2/7/04)
60 Percent Shooting	.667 (34-51), at Michigan State (3/5/16)
by Big Ten Opponent	.667 (34-51), at Michigan State (3/5/16)
50 Percent Shooting	.500 (32-64), at Indiana (1/28/23)
by Big Ten Opponent	.500 (32-64), at Indiana (1/28/23)
Under 30 Pct. Shooting	.284 (19-67), at Northwestern (1/1/23)
by Big Ten Opponent	.284 (19-67), at Northwestern (1/1/23)
Consecutive Opps. Under 30 Pct. Shooting	.275 (14-51) Western Carolina (11/21/16);
	.295 (18-61) Jackson State (11/23/16)
Under 20 Pct. Shooting	.185 (10-54) vs. La.-Monroe (12/27/13)
Under 20 Pct. Shooting/Half	.190 (4-21/2nd) IUPUI (1/18/22) OSU W 83-37

THREE-POINTERS

10 3-Pointers	10 (20), at Indiana (1/28/23)
By Big Ten Opponent	10 (20), at Indiana (1/28/23)
17 3-Pointers	17 (35), UMBC (12/29/07)
Most By Big Ten Opponent	16 (26), Purdue (2/7/98)
Zero 3-Pointers	0/13, Minnesota (12/2/18)
By Big Ten Opponent	0/13, Minnesota (12/2/18)

More 3s than 2s	13/12, vs. No. 1 Purdue (1/5/23)
Back to Back teams with more 3s than 2s	10/9 at No. 5 Louisville (12/2/14);
	11/7 vs. Colgate (12/6/14)
Equal 3s and 2s	12 each, Towson (12/8/21)
Back to Back to Back with 10+ 3-pointers	10 (31) at Michigan (2/4/20);
	12 (32) at Wisconsin (2/9/20)

Three-Point Attempts

40 or More Attempts	43 (13) Citadel (11/19/17)
30 or More Attempts	31 (13) vs. No. 1 Purdue (1/5/23)
By Big Ten Opponent	31 (13) vs. No. 1 Purdue (1/5/23)
10 or Fewer Attempts	9, Jackson State (11/18/11)
By Big Ten Opponent	5, Michigan State (2/15/11)

FREE THROWS

Team

25 Free Throws Made	27 (33), at Maryland (1/8/23)
By Big Ten Opponent	27 (33), at Maryland (1/8/23)
30 Free Throws	30 (37), Michigan State (1/5/19)
5 or Fewer Made Free Throws	5 (7), vs. Alabama A&M (12/29/22)
By Big Ten Opponent	5 (8), vs. Rutgers (12/8/22)
Perfect from Foul Line (at least 10 made)	11/11, Michigan (3/6/22)
0 Free Throws	0 (0) Wisconsin (1/29/13)

Attempts

5 or Fewer Free Throws Attempted	5 (3), vs. Nebraska (1/14/20)
By Big Ten Opponent	5 (3), vs. Nebraska (1/14/20)
10 or Fewer Free Throws Attempted	10 (8), vs. No. 1 Purdue (1/5/23)
By Big Ten Opponent	10 (8), vs. No. 1 Purdue (1/5/23)
30 Free Throws Attempted	33 (27), at Maryland (1/8/23)
By Big Ten Opponent	33 (27), at Maryland (1/8/23)
40 Free Throws Attempted	46, Wisconsin (2/6/02)
By Big Ten Opponent	46, Wisconsin (2/6/02)
0 free throws attempted	Wisconsin (1/29/13)

Individual

Perfect From Foul Line (min. 10 FTA)	10-10, Xavier Johnson, Indiana (2/21/22)
20 Free Throws	20 (22), Glenn Robinson, Purdue (2/23/94)
15 Free Throws	16 (18), Devin Harris, Wisconsin (2/14/04)

REBOUNDS

Team

50 Rebounds	53, vs. North Carolina (12/20/14)
15 or Fewer	14, Presbyterian (12/15/07)

Individual

15+ Rebounds	15, Armando Bacot, vs. North Carolina (12/17/22)
--------------	--

ASSISTS

Team

Five or Fewer Assists	4, vs. No. 21 Seton Hall (11/22/21)
-----------------------	-------------------------------------

Individual

10 Assists	11, Alonzo Verge Jr., Nebraska (3/1/22)
By Big Ten Opponent	11, Alonzo Verge Jr., Nebraska (3/1/22)
15 Assists	15, Tony Miller, Marquette (12/12/93)

TURNOVERS

Team

Five or Fewer Turnovers	4, vs. Nebraska (3/1/22)
By Big Ten Opponent	4, vs. Nebraska (3/1/22)
25 Turnovers	25, Mercer (12/22/15)
By Big Ten Opponent	27, Nebraska (1/21/12)
30 Turnovers	33, Denver (12/7/00)

Individual

10 Turnovers	10, Corey Hemphill, Tennessee Tech (11/24/98)
--------------	---

STEALS

Team

10 or More	13, vs. No. 23 Florida (11/24/21)
By Big Ten Opponent	11, at Indiana (1/11/20)

Individual

5 Steals by a Player	5, Carlos Jurgens, Oral Roberts (3/19/21 ot)
5 Steals by 2 players	5, Jamari Wheeler, Josh Reaves, Penn State (2/7/19)

BLOCKS

10+ Team	12, Minnesota (1/8/17)
By Big Ten Opponent	12, Minnesota (1/8/17)
Zero Blocked Shots	vs. No. 1 Purdue (1/5/23)
By Big Ten Opponent	vs. No. 1 Purdue (1/5/23)
3 Consecutive Games 0 Blocks	Mercer, SCSU, Minnesota (2015-16)
4 Consecutive Games 0 Blocks	Mercer, SCSU, Minnesota, Illinois (2015-16)
Back-to-Back Big Ten games 0 blocks	Minnesota (12/30/15), Illinois (1/3/16)

THE LAST TIME AN OPPONENT...

Individual

5 Blocks 6, Clifford Omoruyi, at Rutgers (1/15/23)

PLAYER USAGE

Six Players Used Villanova (2/18/04)
Seven Players Used Northwestern (1/29/11)
Playing 40 Minutes (non-OT) Jamison Battle, at Minnesota (1/27/22)

FOULS

Three Players Fouled Out F. Howard, D. Marek, S. Bourama-Syracuse (11/28/18)
Four Players Fouled Out Ndour, J. Smith, R. Johnson, Setty, Hall-Ohio (11/12/13)
Five Players Fouled Out Ndour, J. Smith, R. Johnson, Setty, Hall-Ohio (11/12/13)

MARGIN OF VICTORY

30-Point Victory 86-51 (+35), at Purdue (3/2/19)
40-Point Victory 112-71 (+41), BYU (12/22/65)
By Big Ten Opponent 111-64 (+47), Illinois (2/10/56)

Halftime/Deficits

30-Point Lead at Halftime 48-18, Indiana (1/10/16)
20-Point Lead at Halftime 48-20, at Purdue (3/2/19)
By Big Ten Opponent 48-20, at Purdue (3/2/19)
Comeback Win down 10+ at half 12 (36-24) at Virginia (11/30/16) W 63-61
Comeback Win After Trailing by 10+ 14 (34-20), 1st 6:01, vs. North Carolina (12/17/22) W 89-84 (ot)
Trailed OSU by 40+ (any point) 40 (W 91-53), 1:42 (2) 91-51, vs. Robert Morris (11/7/22)
Trailed OSU by 45+ (any point) 46 (W 83-37), :20 (2) 83-37, vs. IUPUI (1/18/22)

MISCELLANEOUS-Ohio State

30+ Ohio State Bench Points 38, at Rutgers (1/15/23)
by Opponent 33, vs. No. 6 Purdue (1/30/22)
40+ Bench Points 48, vs. St. Francis (12/3/22)
by Opponent 41, vs. San Diego State (11/22/22)
50+ Bench Points 53 vs. Purdue Fort Wayne (11/11/18)
60+ Points in the Paint 64 vs. Maine (12/21/22)
50+ Points in the Paint 50 vs. Iowa (1/21/23)
10+ lead any point (Holtmann era) 101-9
vs. Big Ten 56-6
OSU when down 10+ (Holtmann era) 12-48
vs. Big Ten 8-38
20+ lead any point (Holtmann era) 51-0
30+/40+ lead any point (Holtmann era) 26-0/8-0
20+ Made FTs, Both Teams OSU (22-30), Illinois (24-32)
Illinois (W, 91-88 ot 3/14/21)
10+ Players Score 12, vs. Alabama A&M (12/29/22)
10+ Offensive Rebounds-Ind. 11 (18 total), Jared Sullinger at NW (2/29/12)
10 (14 total), Terence Dials vs. UNH (12/28/04)
10 Steals and 10 Blocks 13/10 vs. Bryant (12/11/13)
10 Assists and 10 Blocks 17/11 vs. North Carolina (12/20/14)
vs. Big Ten 13/13 vs. Michigan (2/6/07)
10 Assists and 10 Steals 14/10 vs. Wisconsin (2/15/20)
vs. Big Ten 14/10 vs. Wisconsin (2/15/20)
10 Asts., 10 Steals, 10 Blocks 16/13/10 vs. Bryant (12/11/13)
20 Assists and 10 Blocks 22/11 vs. St. Francis, Pa. (11/28/09)
20 Assists and 10 Steals 22/12 vs. Indiana (3/14/19)
vs. Big Ten 22/12 vs. Indiana (3/14/19)
20 Asts., 10 Steals, 10 Blocks 22/12/11 vs. St. Francis, Pa. (11/28/09)
vs. Big Ten 35 (63-28) 15:31 (2) at Wisconsin (12/2/17)
25+ Rebound Margin 26, (48-22) at Minnesota (1/27/22)
25+Point Differential 1st to 2nd half +28, vs. Minnesota (2/22/14) 18 pts 1st, 46 pts 2nd
30+ FGs, 10+ 3s, 30 FTs in a game 31/14/30 vs. Penn State (12/7/19)
10 Players with 10+ mins in a game 10, vs. IUPUI (1/18/22)
10 Players with 2+ Rebs in a game 11 vs. Nebraska (12/30/20)
OSU more FT pts than 2-pt basket pts. 38 FTs (38-51), 13 2-pters (26 pts)
vs. Ohio (11/12/13)
OSU player more assists than opponent C.J. Walker (6) vs. SEMO (5) (12/17/19)
OSU player with assists equal to opponent Isaac Likekele (6) vs. Robert Morris (6) (11/7/22)
OSU player made 1st career FGA Roddy Gayle Jr. (3 pt) vs. Robert Morris (11/7/22)
OSU player 1st made career 3-pt FGA Felix Okpara vs. St. Francis (12/3/22)
OSU player outscored opp. in a half D. Thomas (18 pts) vs. Nebraska (17) (1/2/13) (1st)
OSU player ties opp in total rebounds Jared Sullinger (18 rebs.), NW 18 rebs. at NW (2/29/12)

OSU 0 bench points at Maryland (2/11/17)
OSU More TOs than FGs vs. Michigan State (2/11/12), 15 TOs, 14 FGs
OSU Win when trailing at 5:00 (2nd half) at Nebraska (1/2/22), -3 (65-62), W 87-79
OSU Loss when leading at 5:00 (2nd half) vs. No. 1 Purdue (1/5/23), +2 (63-61), L 84-89 (ot)
OSU started each half with a 12-0 run vs. La.-Monroe (12/27/13), 1st 12-0, 2nd 15-0
2 OSU players outscore opponent vs. La.-Monroe (12/27/13), 32 (Smith Jr.-17, Ross-15), ULM 31 (OSU W 71-31)
Back-to-Back Road Wins vs. AP Top 15 at No. 10 Wisconsin (W, 74-62) Jan. 23, 2021
at No. 8 Iowa (W, 88-85), Feb. 4, 2021
Back-to-Back Road Wins vs. AP Top 25 at No. 10 Wisconsin (W, 74-62) Jan. 23, 2021
at No. 8 Iowa (W, 88-85), Feb. 4, 2021
Back-to-Back Home Wins vs. AP Top 25 vs. No. 1 Duke (W, 71, 66, 11/30/21),
vs. No. 22 Wisconsin (W, 73-55, 12/11/21)
4-Consecutive Road Wins vs. AP Top 15 at No. 15 Rutgers (W, 79-68) Jan. 9, 2021
at No. 14 Illinois (W, 87-81) Jan. 16, 2021
at No. 10 Wisconsin (W, 74-62) Jan. 23, 2021
at No. 8 Iowa (W, 88-85), Feb. 4, 2021
5-Consecutive Road Wins in the Big Ten at No. 15 Rutgers (W, 79-68) Jan. 9, 2021
at No. 14 Illinois (W, 87-81) Jan. 16, 2021
at No. 10 Wisconsin (W, 74-62) Jan. 23, 2021
at No. 8 Iowa (W, 88-85), Feb. 4, 2021
at Maryland (W, 73-65), Feb. 8, 2021
Two 25-pt wins vs. Top 10 in a season vs. No. 10 Villanova (W, 76-51, 11/13/19);
at No. 7 North Carolina (W, 74-49, 12/4/19)
OSU went on 20-0 run vs. Illinois State (11/25/20) (22-0 in 1st half
over 13:36)
Held Opponent Scoreless for 10+ Mins 10:41 vs. Stetson (11/18/19) 16:37-5:57 of
1st half
vs. Big Ten 11:31 vs. Illinois (2/4/18), last 10:11 (1st),
1st 1:20 (2nd)
OSU with 0 Fast Break Points vs. Cincinnati (11/22/22)
OSU with 0 pts. off opp. Turnovers vs. Providence (11/17/16)
OSU Bench outscored Starters 40/25 vs. Eastern Illinois (11/16/22)
OSU Player was B1G POW E.J. Liddell (12/13/21)
OSU Player was B1G FOW Brice Sensabaugh (1/23/23)
OSU Player was both B1G POW and FOW D'Angelo Russell (1/26/15)

MISCELLANEOUS-Opponent

0 Pts off Turnovers La.-Monroe (12/27/13)
Big Ten Michigan State (3/16/13)
More TOs than FGs IUPUI (1/18/22), 21 TOs, 13 FGs
Big Ten Minnesota (2/20/13), 24 TOs, 14 FGs
2X more TOs than FGs Nebraska (1/21/12) 27 TOs, 13 FGs
Both Teams 0 bench points Ohio State at Illinois (1/10/12)
Both Teams 0 blocks Ohio State vs. Illinois (2/4/18)
0 Fast Break Pts. vs. Cincinnati (11/22/22)
Both Teams 0 Fast Break Pts. Ohio State vs. Cincinnati (11/22/22)
0 Bench Points Purdue (2/7/18)
More Bench Points than Starters IUPUI (1/18/22), 20 bench/17 starters)
No player with more than 2 FGs La.-Monroe (12/27/13)
Both an OSU an OPP player with 10+ assists 12, Shannon Scott (OSU); 10, Austin Williams, NC A&T (12/17/14)

GAME 22 -- vs. WISCONSIN



EXHIBITION GAME

NOVEMBER 1, 2022
CHAMINADE 57
OHIO STATE 101
Value City Arena (7,884)
Columbus, Ohio

CHAMINADE		FG	3FG	FT	O	D	T	PF	TP	A	T	BS	S	MP			
25	Ator f	1	6	0	0	1	1	2	2	2	0	0	1	2	22		
34	Harris f	4	8	1	5	0	2	2	4	1	9	0	1	1	18		
00	Olsen g	5	12	2	5	0	0	1	5	6	1	12	2	3	0	26	
11	Reeves g	3	12	1	6	2	2	3	2	5	1	9	1	1	0	27	
55	Amaral-Arthare g	4	16	2	7	2	3	2	2	4	0	12	1	1	0	29	
01	Driggs	1	4	0	1	0	0	1	2	3	0	2	0	1	0	15	
02	Brattain	1	6	0	3	1	2	0	3	3	3	3	0	2	0	19	
03	Bready	2	4	0	1	3	4	2	3	5	0	7	0	3	1	0	13
04	Villa	0	4	0	3	0	0	0	0	0	0	0	1	0	0	0	11
21	Renane	0	1	0	0	1	2	0	2	2	1	1	0	3	0	0	10
22	Frawley	0	1	0	1	0	0	0	0	0	0	0	0	0	0	0	2
24	Young	0	0	0	0	0	0	0	0	0	1	0	0	0	0	0	5
33	Shackelford	0	2	0	0	0	0	1	1	0	0	0	0	0	0	0	3
TEAM								4	2	6							
Totals.....		21	76	6	33	9	13	16	25	41	10	57	5	15	3	6	200

OSU		FG	3FG	FT	O	D	T	PF	TP	A	T	BS	S	MP			
10	Sensabaugh f	3	11	0	1	2	2	1	7	8	1	8	3	2	1	24	
23	Key f	7	9	0	2	1	3	3	2	5	0	15	0	2	1	0	16
02	Thornton g	1	7	0	2	0	0	0	4	4	2	2	11	2	0	1	26
04	McNeil g	3	7	3	5	0	0	0	4	4	0	9	2	1	0	0	23
13	Likekele g	4	6	1	1	1	0	4	4	3	10	3	0	0	3	0	20
00	Holden	10	12	2	2	3	4	2	4	6	1	25	1	1	1	1	24
01	Gayle Jr.	6	7	2	2	0	0	0	2	2	2	14	3	1	1	2	20
15	Hardman	4	6	4	6	0	0	0	0	0	0	12	0	0	0	0	10
24	Etzler	0	3	0	2	0	0	0	0	0	1	0	0	1	0	0	7
34	Okpara	2	3	0	0	0	0	3	6	9	2	4	0	0	3	0	21
42	Baumann	1	1	0	0	0	0	1	1	0	2	0	0	0	0	0	3
44	Spencer	0	2	0	0	0	0	2	2	0	0	1	1	0	0	0	6
	TEAM																
	Totals.....	41	74	12	23	7	10	9	40	49	12	101	24	11	7	8	200

	1st	2nd	Total	FG%	3pFG%	FT%
Chaminade	23	34	57	27.6	18.2	69.2
Ohio State	46	55	101	55.4	52.2	70.0

Officials: Michael Griffith, Bill Ek, Larry Scirotto

Points	In Paint	Off T/O	2nd Chance	Fast Break	Bench	Time In Lead	Largest Lead
Chaminade	22	13	15	7	13	1:53	3
Ohio State	54	15	10	18	57	36:44	47



GAME 1

NOVEMBER 7, 2022
ROBERT MORRIS 53
OHIO STATE 91
Value City Arena (9,141)
Columbus, Ohio

RMU (0-1)		FG	3FG	FT	O	D	T	PF	TP	A	T	BS	S	MP				
02 Spear	f	3	8	0	2	1	6	3	2	5	2	7	0	1	0	1	28	
11 Walker	f	4	8	0	3	2	4	4	2	6	3	10	0	1	0	0	22	
05 Cheeks	g	7	15	3	7	0	0	0	2	2	2	17	0	2	1	0	32	
12 Last	g	1	5	0	1	1	2	4	6	4	3	0	3	0	1	1	19	
32 Corbin	g	1	12	0	6	0	0	0	0	0	1	2	2	0	0	0	35	
01 Wainwright		1	5	1	3	2	2	0	1	1	5	0	1	0	0	0	15	
13 Jeffries		0	0	0	0	0	0	1	1	0	0	0	0	0	0	0	2	
20 Frascione		0	0	0	0	0	0	0	0	0	0	0	0	0	0	0	1	2
21 Mayers		1	2	0	0	3	4	1	1	2	2	5	2	1	0	1	19	
22 Martina		0	2	0	1	0	0	0	0	0	1	0	0	0	0	0	5	
23 Ford		1	3	0	0	0	0	1	1	0	2	2	1	0	1	1	17	
24 O'Grady		1	2	0	0	0	0	0	0	0	2	0	0	0	0	0	2	
31 Arvanitis		0	1	0	0	0	0	0	0	0	0	0	0	0	0	0	2	
TEAM							3	3				1						
Totals.....		20	63	4	24	9	17	13	14	27	16	53	6	11	1	5	200	

OSU (1-0)		FG	3FG	FT	O	D	PF	TP	A	T	BS	S	MP				
14 Sueing	f	8	14	2	3	2	4	1	1	2	0	20	2	2	1	3	24
23 Key	f	4	5	2	3	3	6	4	6	10	2	13	0	1	0	0	21
02 Thornton	g	1	4	1	2	0	0	0	2	2	1	3	4	2	0	0	24
04 McNeil	g	2	5	2	3	0	0	0	0	2	6	2	3	0	1	0	24
13 Likekele	g	4	9	0	1	1	2	2	7	9	1	9	6	1	2	2	30
00 Holden		5	5	1	1	1	1	2	3	1	12	0	1	0	0	0	18
01 Gayle Jr.		3	5	1	2	0	0	1	2	3	2	7	3	1	0	0	15
10 Sensabaugh		5	8	1	4	6	8	2	7	9	2	17	1	3	0	1	18
15 Hardman		0	1	0	1	0	0	0	0	0	0	0	0	0	0	0	4
24 Etzler		0	1	0	1	0	0	0	0	2	2	1	0	0	1	0	4
34 Okpara		2	3	0	0	0	0	0	2	2	2	4	0	0	1	0	13
42 Baumann		0	0	0	0	0	0	0	1	0	1	0	0	0	0	0	3
44 Spencer		0	1	0	0	0	0	0	1	0	1	0	0	0	1	0	2
TEAM																	

	1st	2nd	Total	FG%	3pFG%	FT%
Robert Morris	28	25	53	31.7	16.7	52.9
Ohio State	42	49	91	55.7	47.6	61.9

Officials: Steve McJunkins, Luke Chittum, Courtney Green

Points	In Paint	Off T/O	2nd Chance	Fast Break	Bench	Time In Lead	Largest Lead
Robert Morris	22	11	7	0	14	2:01	2
Ohio State	44	11	16	11	40	37:04	40



GAME 2

NOVEMBER 10, 2022
CHARLESTON SO. 56
OHIO STATE 82
Value City Arena (8,409)
Columbus, Ohio

CSU (1-1)		FG	3FG	FT	O	D	T	PF	TP	A	T	BS	S	MP					
14	Kelly	f	4	7	0	0	3	6	2	3	5	1	1	2	1	0	27		
34	Faye	f	1	5	1	3	0	0	1	2	3	4	1	0	1	0	33		
04	Bryan	g	1	6	0	2	0	0	3	2	5	0	2	0	2	0	25		
13	Chavez	g	5	10	3	7	0	0	0	1	1	1	13	0	1	0	1	28	
22	Johnson	g	1	11	0	2	2	2	0	3	3	3	4	2	1	0	0	23	
12	Harris Jr.		6	16	0	4	0	0	0	1	1	1	2	12	3	1	1	0	29
21	Dodd		0	0	0	0	0	0	0	1	0	1	0	0	0	0	0	4	
24	Duhart Jr.		2	5	0	1	0	0	0	3	1	4	0	4	0	0	0	1	16
55	Berry		2	5	1	3	2	2	1	3	4	2	7	0	1	0	0	15	
	TEAM										1								
Totals.....			22	65	5	22	7	10	11	17	28	13	56	6	9	2	3	200	

OSU (2-0)		FG	3FG	FT	O	D	T	PF	TP	A	T	BS	S	MP				
14	Sueing	f	3	7	0	0	5	5	1	2	3	0	11	1	1	0	0	27
23	Key	f	8	10	0	0	1	1	6	7	13	1	17	1	1	0	0	21

04	McNeil	g	5	10	2	5	1	1	3	3	6	0	13	0	1	0	1	24
13	Likeleke	g	2	4	0	0	0	1	1	4	5	1	4	4	1	0	0	19
00	Holden		0	2	0	1	2	2	0	5	5	3	2	2	4	0	0	19
01	Gayle Jr.		3	5	1	1	2	2	0	1	1	3	9	2	1	0	0	20
10	Sensabaugh		6	12	1	3	1	2	1	3	4	0	14	0	2	0	0	18
15	Hardman		0	0	0	0	0	0	0	0	0	0	0	0	0	0	0	4
24	Etzler		0	1	0	1	0	0	0	3	3	1	0	0	1	0	0	6
34	Okpara		1	4	0	0	0	0	1	3	4	2	0	0	0	1	1	19
44	Spencer		1	2	0	0	0	0	1	1	2	0	2	0	0	0	0	4
	TEAM																	
	Totals.....		31	60	4	15	16	18	14	33	47	11	82	11	14	2	2	200

	1st	2nd	Total	FG%	3pFG%	FT%
Charleston So.	22	34	56	33.8	22.7	70.0
Ohio State	46	36	82	51.7	26.7	88.9

Officials: Brian Dorsey, Michael Kitts Jr., Chad Barlow

Points	In Paint	Off T/O	2nd Chance	Fast Break	Bench	Time In Lead	Largest Lead
Charleston So.	20	10	6	0	23	:42	2
Ohio State	50	12	18	7	29	38:09	32



GAME 3

GAME 22 -- vs. WISCONSIN



GAME 6									
NOVEMBER 23, 2022									
21/20 TEXAS TECH 73									
OHIO STATE 80									
Lahaina Civic Center (2,400)									
Lahaina, Hawaii									

OSU (5-1)		FG	3FG	FT	O	D	T	PF	TP	A	T	BS	S	MP				
00	Obanor	f	7	12	2	4	3	3	4	3	19	0	4	0	2	35		
12	Batcho	f	7	10	1	1	6	7	3	3	6	4	2	0	1	34		
02	Isaacs	g	3	9	0	4	2	2	0	2	2	8	5	2	0	1	34	
20	Tyson	g	4	8	2	3	0	0	5	1	6	1	10	0	1	2	1	21
23	Harmon	g	5	11	0	4	0	0	0	3	3	3	10	6	0	0	0	33
01	Washington		0	0	0	0	0	0	0	0	0	1	0	1	0	0	0	9
04	Jennings		0	1	0	0	0	0	0	1	1	2	0	0	0	0	0	7
05	Allen		1	1	0	0	0	0	0	0	0	0	2	0	0	0	0	9
22	Fisher		1	2	0	1	1	1	0	2	2	1	3	0	0	0	1	17
24	Walton		0	1	0	1	0	0	1	1	1	1	0	0	0	0	0	7
TEAM																		1
Totals.....			28	55	5	18	12	13	9	16	25	18	73	14	10	2	6	200

TTU (4-2)		FG	3FG	FT	O	D	T	PF	TP	A	T	BS	S	MP			
14	Sueing	f	12	19	1	5	8	4	4	8	0	33	5	1	0	2	31
23	Key	f	2	5	0	0	5	2	1	3	2	9	2	2	2	1	30
02	Thornton	g	3	6	3	4	0	1	3	4	0	9	4	2	0	1	39
04	McNeil	g	3	10	2	7	5	0	1	1	4	13	0	3	0	0	31
13	Likelele	g	2	3	0	0	0	1	1	2	3	4	3	0	0	2	31
00	Holden	0	1	0	0	0	0	2	2	0	0	0	0	0	0	0	9
01	Gayle Jr.	0	1	0	1	0	0	0	1	1	1	0	0	0	0	0	7
10	Sensabaugh	4	6	2	3	0	0	0	0	0	2	10	1	1	0	0	12
34	Okpara	1	1	0	0	0	0	3	3	1	2	0	1	0	0	0	10
TEAM																	1
Totals.....		27	52	8	20	18	18	9	17	26	13	80	15	10	2	6	200

	1st	2nd	Total	FG%	3pFG%	FT%
Texas Tech	37	36	73	50.9	27.8	92.3
Ohio State	41	39	80	51.9	40.0	100.0

Officials: Randy Richardson, Rob Riley, Paul Szelc

Points	In Paint	Off T/O	2nd Chance	Fast Break	Bench	Time In Lead	Largest Lead
Texas Tech	34	9	18	2	5	1:49	3
Ohio State	28	11	17	10	12	37:03	13



GAME 7									
NOVEMBER 30, 2022									
#25/25 OHIO STATE 72									
#17/16 DUKE 81									
Cameron Indoor Stadium (9,314)									
Durham, N.C.									

OSU (5-2)		FG	3FG	FT	O	D	T	PF	TP	A	T	BS	S	MP			
14	Sueing	f	4	10	0	1	4	3	2	5	12	1	3	0	26		
23	Key	f	7	9	0	1	7	4	4	8	21	1	3	3	33		
02	Thornton	g	5	8	1	2	0	0	0	1	11	2	4	0	36		
04	McNeil	g	5	13	2	7	2	2	1	2	3	1	1	0	35		
13	Likekele	g	2	3	0	1	1	4	1	6	7	5	1	0	25		
00	Holden		0	1	0	0	0	0	0	0	1	0	0	0	0		
01	Gayle Jr.		1	4	0	1	1	2	0	2	2	3	0	1	0		
10	Sensabaugh		2	6	0	0	0	0	1	1	5	4	0	3	1		
34	Okpara		0	1	0	0	2	2	2	4	1	2	0	1	0		
	TEAM									1	1						
Totals.....			26	55	3	13	17	22	12	19	31	25	72	6	16	4	200

25 Mitchell	f	1	3	1	2	0	0	0	2	2	2	3	1	2	0	0	16
01 Lively II	c	4	5	0	0	3	3	2	3	5	4	11	1	1	2	1	18
30 Filipowski	c	6	11	0	0	4	6	3	4	7	4	16	2	2	0	3	30
03 Roach	g	3	9	0	3	7	9	0	3	3	2	13	5	3	0	1	33
05 Proctor	g	2	8	2	3	6	6	1	2	3	1	12	1	0	0	0	27
00 Whitehead	2	5	1	1	0	0	2	0	2	1	5	0	1	0	0	13	
02 Blakes	1	5	0	2	0	0	0	1	1	2	4	0	0	2	0	15	
13 Grandison	3	5	1	2	2	2	1	3	4	2	9	0	2	0	2	26	
15 Young	3	4	0	0	4	4	3	2	5	3	10	2	2	0	0	22	
TEAM																	1
Totals.....		25	55	5	13	26	30	13	21	34	20	81	16	13	2	9	200

	1st	2nd	Total	FG%	3pFG%	FT%
Ohio State	29	43	72	47.3	23.1	77.3
Duke	39	42	81	45.5	38.5	86.7

Officials: Pat Driscoll, Ron Groover, Roger Ayers

Points	In Paint	Off T/O	2nd Chance	Fast Break	Bench	Time In Lead	Largest Lead
Ohio State	36	19	14	16	9	8:12	6
Duke	36	20	8	14	26	30:06	13



GAME 8									
DECEMBER 3, 2022									
ST. FRANCIS 59									
#25/25 OHIO STATE 96									
Value City Arena (10,398)									
Columbus, Ohio									

SFU (2-7)		FG	3FG	FT	O	D	T	PF	TP	A	T	BS	S	MP
13 Hargis	f	0	2	0	1	0	0	0	0	0	0	0	0	0
33 Cohen	f	8	16	0	2	4	3	7	10	3	18	3	1	0
00 Gregory	g	6	11	3	4	0	0	1	1	0	15	3	1	0
11 Land	g	6	14	2	7	0	0	4	4	3	14	1	4	0
14 Moore	g	1	6	0	3	2	2	0	2	2	1	4	5	1
03 Ruggery		0	0	0	0	0	0	1	1	0	0	0	1	0
20 Scanlon		0	1	0	0	0	0	0	0	0	0	0	0	1
21 Liberis		0	0	0	0	0	0	0	0	0	2	0	1	0
23 Sanon		2	5	0	0	1	1	2	1	3	3	5	2	0
31 McCabe		1	4	1	4	0	0	0	3	3	5	3	0	1
TEAM								1	1				1	
Totals.....		24	59	6	19	5	7	5	20	25	17	59	14	11

OSU (6-2)		FG	3FG	FT	O	D	T	PF	TP	A	T	BS	S	MP				
14	Sueing	f	2	7	1	3	0	5	5	1	6	3	0	0	0	18		
23	Key	f	5	5	0	0	1	2	3	2	5	1	1	1	0	22		
02	Thornton	g	5	10	3	5	0	0	0	2	2	0	13	2	0	0	26	
04	McNeil	g	4	7	2	4	0	0	0	1	1	0	10	4	0	0	20	
13	Likekele	g	4	6	0	0	0	0	2	3	5	1	8	3	1	1	0	25
00	Holden		2	5	0	0	4	6	3	2	5	0	8	0	1	0	0	17
01	Gayle Jr.		5	6	2	2	0	0	2	2	2	2	12	3	1	1	1	23
10	Sensabaugh		4	10	3	6	4	4	0	2	2	3	15	2	1	1	0	19
15	Hardman		0	1	0	1	0	0	0	0	0	0	0	0	0	0	0	3
24	Etzler		1	1	1	1	0	0	0	2	2	1	3	1	0	0	0	8
34	Okpara		3	7	1	1	3	3	6	6	12	1	10	1	1	1	2	10
42	Baumann		0	1	0	0	0	0	0	1	1	0	0	0	1	0	0	2
44	Spencer		0	3	0	0	0	0	3	1	4	0	0	0	0	0	0	2
TEAM																		1
Totals.....			35	69	13	23	13	18	17	30	47	10	96	20	7	5	3	200

	1st	2nd	Total	FG%	3pFG%	FT%
St. Francis	36	23	59	40.7	31.6	71.4
Ohio State	44	52	96	50.7	56.5	72.2

GAME 22 -- vs. WISCONSIN



GAME 12	
DECEMBER 29, 2022	
ALABAMA A&M	59
OHIO STATE	90
Value City Arena (14,521)	
Columbus, Ohio	

AA&M (4-9)		FG	3FG	FT	O	D	T	PF	TP	A	T	BS	S	MP
11 Harvell	f	1	2	0	1	0	0	3	3	2	2	0	1	0
33 Blaise Akonobi	c	3	7	0	0	0	0	1	2	3	2	6	0	3
01 Thompson	g	3	10	2	4	0	0	1	1	1	8	4	0	0
10 Hicks	g	5	10	1	3	0	0	2	4	6	0	11	4	0
15 Smith	g	1	4	1	3	1	2	0	0	0	1	4	0	0
00 Randall		1	2	0	1	2	2	0	2	2	0	4	0	0
02 Peek		3	5	0	0	1	1	0	1	1	4	7	1	0
03 Tucker		0	3	0	1	0	0	0	0	0	0	1	3	0
12 Powell		2	4	1	1	0	0	3	2	5	3	5	1	2
13 Brewer		0	3	0	2	0	0	1	2	3	2	0	1	2
22 Downey		2	3	1	1	2	0	0	0	0	3	6	0	1
24 Lee		0	2	0	1	0	0	0	0	0	1	0	0	0
30 Tavares de B		0	1	0	0	0	0	0	0	0	2	0	1	0
34 Williams		3	6	0	0	0	0	1	3	4	3	6	2	1
TEAM														
Totals.....		24	62	6	18	5	7	9	21	30	24	59	12	17

OSU (9-3)		FG	3FG	FT	O	D	T	PF	TP	A	T	BS	S	MP
10 Sensabaugh	f	9	14	2	6	1	2	0	6	6	0	21	1	1
14 Sueing	f	6	8	2	3	4	5	1	0	1	3	18	2	3
23 Key	f	3	6	0	1	3	6	4	6	10	1	9	1	1
02 Thornton	g	4	8	0	0	4	8	0	2	2	3	12	5	1
00 McNeil	g	3	10	3	9	0	0	4	4	0	9	1	0	1
04 Holden		2	4	0	0	0	0	2	4	6	0	4	0	2
01 Gayle Jr.		1	2	0	0	0	0	1	1	1	1	2	3	1
03 Brown III		0	1	0	1	2	1	1	2	1	2	0	0	2
13 Likekele		1	1	0	0	0	0	1	1	2	1	2	5	0
15 Hardman		2	4	2	4	0	0	0	0	0	1	6	0	0
24 Etzler		0	0	0	0	0	0	0	0	0	0	0	0	0
34 Okpara		1	2	0	0	2	4	2	2	4	0	4	0	1
42 Baumann		0	1	0	1	0	0	1	0	1	0	1	0	0
44 Spencer		0	0	0	0	1	2	0	0	0	1	0	0	0
TEAM														
Totals.....		32	61	9	25	17	29	13	29	42	11	90	19	10

1st	2nd	Total	FG%	3pFG%	FT%
Alabama A&M	33	26	59	38.7	33.3
Ohio State	36	54	90	52.5	36.0

Officials: Chad Barlow, Owen Shortt, Bill Ek

Points	In Paint	Off T/O	2nd Chance	Fast Break	Bench	Time In Lead	Largest Lead
Alabama A&M	30	6	11	9	28	:48	2
Ohio State	32	13	17	10	21	37:15	31



GAME 13	
JANUARY 1, 2023	
OHIO STATE	73
NORTHWESTERN	57
Welsh-Ryan Arena (4,372)	
Evanston, Ill.	

OSU (10-3, 2-0)		FG	3FG	FT	O	D	T	PF	TP	A	T	BS	S	MP
10 Sensabaugh	f	7	13	2	5	2	2	3	5	8	3	18	0	2
14 Sueing	f	4	8	0	0	5	9	2	4	6	3	13	5	3
23 Key	f	4	8	0	1	3	4	1	10	11	3	11	0	2
02 Thornton	g	2	8	0	1	2	2	0	4	4	1	6	6	1
04 McNeil	g	5	8	3	5	2	2	0	15	2	0	0	1	3
00 Holden		3	5	1	2	1	1	0	0	0	3	8	0	1
01 Gayle Jr.		0	3	0	1	0	0	0	4	4	0	0	0	0
03 Brown III		1	1	0	0	0	0	0	0	0	2	0	0	1
13 Likekele		0	2	0	0	0	0	1	3	4	0	2	3	0
34 Okpara		0	0	0	0	0	0	0	3	3	0	0	0	2
TEAM														
Totals.....		26	56	6	15	15	20	10	36	46	13	73	15	12

NW (10-3, 1-1)		FG	3FG	FT	O	D	T	PF	TP	A	T	BS	S	MP
31 Beran	f	1	7	0	2	4	4	3	3	6	2	6	1	1
34 Nicholson	c	0	7	0	0	4	8	5	13	4	0	1	1	2
00 Buie	g	3	15	3	10	1	2	0	3	3	1	10	3	1
01 Audige	g	6	17	2	9	2	4	0	2	2	2	16	2	1
03 Berry	g	4	11	2	7	1	1	0	1	1	0	11	0	1
05 Roper II		2	5	2	3	0	0	0	0	0	1	6	1	0
10 Verheoven		1	2	0	0	0	0	0	0	4	2	2	0	0
13 Barnhizer		2	3	0	0	2	2	1	8	9	2	6	1	1
TEAM														
Totals.....		19	67	9	31	10	17	14	23	37	16	57	11	7

1st	2nd	Total	FG%	3pFG%	FT%
Ohio State	35	38	73	46.4	40.0
Northwestern	17	40	57	28.4	29.0

Officials: Doug Simmons, Larry Scirotto, Kelly Pfeifer

Points	In Paint	Off T/O	2nd Chance	Fast Break	Bench	Time In Lead	Largest Lead
Ohio State	32	9	11	7	10	39:09	28
Northwestern	14	7	6	6	14	--	--



GAME 14	
JANUARY 5, 2023	
#1/1 PURDUE	71
#24/23 OHIO STATE	69
Value City Arena (17,227)	
Columbus, Ohio	

PUR (14-1, 3-1)		FG	3FG	FT	O	D	T	PF	TP	A	T	BS	S	MP
01 Furst	f	1	4	0	1	1	2	5	2	7	1	3	1	0
15 Edey	c	6	11	0	4	4	4	7	11	1	16	4	3	0
02 Loyer	g	4	12	3	6	0	0	2	2	2	1	11	1	4
03 Smith	g	6	10	3	6	1	2	1	3	4	1	16	6	1
25 Morton	g	3	8	2	7	2	2	1	3	4	0	10	1	4
00 Gillis		2	7	2	7	0	0	0	3	3	3	6	0	0
04 Kaufman-Renn		0	1	0	1	0	0	1	0	1	1	0	0	1
05 Newman		0	1	0	0	0	0	0	0	0	1	0	0	1
14 Jenkins Jr.		3	4	3	3	0	0	0	0	0	0	9	2	0
TEAM														
Totals.....		25	58	13	31	8	10	16	21	37	9	71	15	14

OSU (10-4, 2-1)		FG	3FG	FT	O	D	T	PF	TP	A	T	BS	S	MP
10 Sensabaugh	f	10	17	0	2	1	1	2	3	5	2	21	1	3
14 Sueing	f	6	11	2	3	1	2	2	2	4	2	15	2	2
23 Key	f	0	0	0	0	0	0	0	0	0	0	0	0	0
02 Thornton	g	2	8	2	3	2	2	0	5	5	1	8	3	2
04 McNeil	g	3	5	1	3	0	0	1	1	0	7	0	0	1
00 Holden		2	3	0	0	0	0	2	2	2	4	2	0	0
01 Gayle Jr.		2	4	0	1	0	0	0	0	0	1	4	1	0
03 Brown III		1	2	1	2	0	0	1	1	2	1	3	0	0
13 Likekele		1	3	0	0	0	0	1	1	2	2	2	0	0
34 Okpara		2	5	0	0	1	2	3	2	5	2	5	2	0
TEAM														
Totals.....		29	58	6	14	5	7	9	18	27	13	69	11	7

1st	2nd	Total	FG%	3pFG%	FT%
Purdue	33	38	71	43.1	41.9
Ohio State	36	33	69	50.0	42.9

Officials: Keith Kimble, Roger Ayers, Rob Riley Sr.

Points	In Paint	Off T/O	2nd Chance	Fast Break	Bench	Time In Lead	Largest Lead
Purdue	22	10	16	5	15	9:17	6
Ohio State	26	14	4	7	18	25:40	12



GAME 15		
JANUARY 8, 2023		
#24/23	OHIO STATE	73
	MARYLAND	80
XFINITY Center (12,497)		
College Park, Md.		

GAME 22 -- vs. WISCONSIN



GAME 18

JANUARY 18, 2023

OHIO STATE 60

NEBRASKA 63

Pinnacle Bank Arena (12,918)

Lincoln, Neb.


OSU (10-8, 2-5)		FG	3FG	FT	O	D	T	PF	TP	A	T	BS	S	MP			
10	Sensabaugh f	6	16	3	7	3	4	1	9	10	5	18	0	1	0	1	24
14	Sueing f	1	6	0	0	2	2	4	2	4	4	4	0	0	0	29	
23	Key f	4	10	0	0	3	5	3	7	10	1	11	0	0	3	1	29
02	Thornton g	1	6	0	2	0	0	0	3	3	1	2	2	1	0	1	33
04	McNeil g	4	10	2	7	3	6	0	3	3	2	13	2	2	0	0	32
00	Holden	1	3	0	1	4	4	0	1	1	0	6	0	1	0	2	20
01	Gayle Jr.	1	2	0	0	0	0	1	1	0	2	0	1	0	0	0	8
03	Brown III	0	0	0	0	0	0	1	1	0	0	0	0	0	2	0	7
13	Likekele	2	3	0	0	0	0	2	2	2	4	1	1	0	1	1	13
34	Okpara	0	0	0	0	0	1	1	1	0	0	0	0	0	0	0	5
TEAM																	
Totals.....		20	56	5	17	15	23	6	32	38	16	60	9	11	5	6	200

NEB (10-9, 3-5)		FG	3FG	FT	O	D	T	PF	TP	A	T	BS	S	MP				
13	Walker	f	4	8	0	0	1	9	10	5	8	4	4	1	0	23		
05	Griesel	g	4	9	2	3	5	8	0	7	7	2	15	3	2	1	32	
12	Dawson	g	3	4	1	1	0	0	2	6	8	2	7	0	1	1	30	
25	Bandoumel	g	2	9	0	4	2	2	0	3	3	0	6	4	2	0	3	31
30	Tominaga	g	4	12	1	6	2	3	0	1	1	3	11	0	0	0	0	24
00	Wilcher		2	8	1	4	1	2	1	3	4	1	6	0	1	0	0	20
10	Lawrence		2	3	1	2	0	0	4	4	0	5	0	2	0	0	0	19
32	Breidenbach		1	2	0	1	1	2	0	0	0	4	3	0	1	0	0	16
33	Kojenets		1	1	0	0	0	0	0	0	0	0	2	0	0	0	0	5
TEAM																		
Totals.....			23	56	6	21	11	17	4	35	39	17	63	11	13	3	5	200

	1st	2nd	Total	FG%	3pFG%	FT%
Ohio State	22	38	60	35.7	29.4	65.2
Nebraska	21	42	63	41.1	28.6	64.7

Officials: Chad Barlow, Don Daily, D.J. Carstensen

Points	In Paint	Off T/O	2nd Chance	Fast Break	Bench	Time In Lead	Largest Lead
Ohio State	16	8	5	3	12	8:33	5
Nebraska	32	8	0	8	16	26:35	6



GAME 19

JANUARY 21, 2023

IOWA 77

OHIO STATE 93

Value City Arena (13,630)

Columbus, Ohio


IOWA (12-7, 4-4)		FG	3FG	FT	O	D	T	PF	TP	A	T	BS	S	MP				
00	Rebraca	f	5	7	0	0	5	6	1	2	3	2	15	2	4	0	32	
24	Murray	f	9	19	4	9	0	2	5	7	2	22	4	2	0	0	35	
01	Ulis	g	4	9	1	3	3	3	1	1	2	1	12	2	4	0	29	
11	Perkins	g	2	7	0	0	4	5	2	4	6	2	8	1	1	0	29	
30	McCaffery	g	2	7	2	5	0	0	2	2	4	6	2	0	0	1	27	
04	Dix		2	3	2	3	0	0	0	1	1	6	1	1	0	0	14	
05	Bowen		0	0	0	0	0	0	0	0	0	2	0	2	0	0	9	
20	Sandfort		2	7	2	4	0	0	0	3	3	2	6	1	0	0	20	
44	Mulvey		1	1	0	0	0	0	1	0	1	1	2	0	0	1	5	
TEAM																		
Totals.....			27	60	11	24	12	14	10	19	29	17	77	15	14	1	6	200

OSU (11-8, 3-5)		FG	3FG	FT	O	D	T	PF	TP	A	T	BS	S	MP				
10	Sensabaugh	f	10	12	4	5	3	3	2	3	5	3	27	1	5	0	1	27
23	Key	f	4	10	0	0	3	4	2	7	9	1	11	1	1	0	2	27
01	Gayle Jr.	g	4	7	0	1	1	1	0	2	2	4	9	0	0	0	0	17
02	Thornton	g	0	4	0	3	0	0	0	0	0	0	2	0	0	0	0	15
13	Likekele	g	7	12	1	1	3	5	2	8	10	3	18	7	1	0	0	32
00	Holden		0	1	0	0	2	2	0	1	1	1	2	0	1	0	3	17
04	McNeil		4	5	2	2	0	0	1	1	2	2	10	2	1	0	0	24
14	Sueing		4	9	1	4	1	2	1	1	2	0	10	2	2	0	1	29
34	Okpara		3	4	0	0	0	0	2	0	2	3	6	0	0	3	0	12
TEAM																		
Totals.....			36	64	8	16	13	17	12	24	36	17	93	15	11	3	7	200

	1st	2nd	Total	FG%	3pFG%	FT%
Iowa	35	42	77	45.0	45.8	85.7
Ohio State	37	56	93	56.3	50.0	76.5

Officials: Eric Curry, Michael Irving, Brian Dorsey

Points	In Paint	Off T/O	2nd Chance	Fast Break	Bench	Time In Lead	Largest Lead
Iowa	32	8	14	2	14	5:47	6
Ohio State	50	15	14	9	28	31:10	16



GAME 20

JANUARY 24, 2023

OHIO STATE 60

ILLINOIS 69

State Farm Center (15,544)

Champaign, Ill.


OSU (11-9, 3-6)		FG	3FG	FT	O	D	T	PF	TP	A	T	BS	S	MP				
10	Sensabaugh f	5	13	0	2	4	7	2	14	1	1	0	0	24				
23	Key f	2	8	0	1	4	5	1	2	3	5	8	1	2	1	1	0	23
02	Thornton g	3	7	1	2	2	1	1	2	8	0	1	0	1	0	1	0	28
04	McNeil g	2	6	1	2	2	2	1	4	5	0	7	3	1	0	0	0	33
13	Likekele g	2	8	0	0	1	4	1	4	5	1	5	2	1	0	1	0	25
00	Holden	0	2	0	0	0	0	0	0	1	0	0	0	0	0	0	0	6
01	Gayle Jr.	1	4	1	1	0	0	1	0	1	0	3	1	0	0	3	0	19
03	Brown III	1	1	0	0	0	0	0	0	2	2	0	0	0	0	8	0	8
14	Sueing	6	11	1	2	0	0	2	2	4	3	13	0	0	1	0	1	21
34	Okpara	0	0	0	0	0	0	1	1	0	0	0	0	1	0	1	0	13
TEAM																		
Totals.....		22	60	4	10	12	20	10	20	30	16	60	8	6	3	6	200	

LL (14-6, 5-4)		FG	3FG	FT	O	D	T	PF	TP	A	T	BS	S	MP				
24	Mayer	f	3	9	2	6	4	5	2	6	8	5	12	0	2	2	0	27
33	Hawkins	f	5	10	1	6	0	0	4	5	9	1	11	6	1	3	1	37
42	Dainja	f	3	5	0	0	0	0	1	3	4	4	6	1	1	0	1	14
00	Shannon Jr.	g	4	10	0	3	9	9	3	4	7	1	17	3	1	0	1	36
03	Epps	g	5	13	2	8	2	2	0	2	2	1	14	1	2	0	0	32
01	Harris		0	2	0	2	0	0	0	1	1	2	0	1	0	0	0	7
12	Lieb		1	1	0	0	0	0	0	0	0	1	2	0	1	1	0	2
15	Melendez		1	6	0	3	1	2	0	3	3	2	3	0	0	0	0	30
20	Rodgers		2	3	0	0	0	3	5	8	3	4	1	2	0	1	1	15
TEAM								1	1	2								
Totals.....			24	59	5	28	16	18	14	30	44	20	69	13	12	6	4	200

	1st	2nd	Total	FG%	3pFG%	FT%
Ohio State	25	34	60	36.7	40.0	60.0
Illinois	34	35	69	40.7	17.9	88.9

Officials: Edwin Young, Kelly Pfeifer, Paul Szelc

Points	In Paint	Off T/O	2nd Chance	Fast Break	Bench	Time In Lead	Largest Lead
Ohio State	32	16	7	1	18	3:37	4
Illinois	38	11	13	16	9	34:24	17



GAME 21

JANUARY 28, 2023

OHIO STATE 70

INDIANA 86

Simon Skjoldt Assembly Hall (17,222)

Bloomington, Ind.

OSU (11-10, 3-7)		FG	3FG	FT	O	D	T	PF	TP	A	T	BS	S	MP			
10	Sensabaugh f	9	17	3	5	2	2	3	3	6	1	23	1	0	0	26	
14	Sueing f	2	7	0	3	1	2	0	3	3	5	0	1	0	2	25	
23	Key f	4	6	1	1	3	5	2	2	4	3	12	0	1	0	26	
02	Thornton g	1	5	0	2	2	2	0	1	1	4	4	3	0	0	25	
04	McNeil g	3	11	0	5	3	3	0	1	1	0	9	1	1	0	2	31
00	Holden	0	2	0	0	0	0	1	1	2	0	0	0	0	0	5	
01	Gayle Jr.	2	3	1	2	2	2	3	5	2	7	1	1	1	1	0	19
03	Brown III	1	2	0	1	0	0	1	0	1	0	2	0	0	0	0	12
13	Likekele	0	1	0	0	0	0	2	2	4	0	3	0	0	0	0	17
34	Okpara	4	5	0	0	3	1	3	4	1	8	0	2	1	0	1	14
TEAM								2	2	4							1
Totals.....		26	59	5	19	13	19	12	21	33	18	70	9	8	2	5	200



TANNER HOLDEN

SENIOR
GUARD • 6-6 • 220
WHEELERSBURG, OHIO
WHEELERSBURG / WRIGHT ST.

0

- Joined the program in the summer of 2022 after three seasons at Wright State
- Is an "everyday guy" who is leader with his consistent approach
- Did not miss a game, playing in 92 games over three seasons at Wright State
- Two-time first team All-Horizon League

HOLDEN IN 2022-23

- Had 12 points on a perfect 5-of-5 from the floor in his Buckeye debut vs. Robert Morris (11/7)
- Went over 1,500 career points with an eight-point effort in the win over Eastern Illinois (11/16)
- Hit a thrilling buzzer-beating three-pointer lift Ohio State to a 67-66 win over Rutgers (12/8) in the Big Ten opener



POINTS

Season 12, vs. Robert Morris (11/7/22)
 Career 38, at UIC (1/22/22)

REBOUNDS

Season 7, vs. Cincinnati (11/22/22)
 Career 17, at Toledo (12/21/19)

ASSISTS

Season 2, 4x (last: at Nebraska, 1/18/23)
 Career 7, at IUPUI (1/10/20)

STEALS

Season 3, vs. Iowa (1/21/23)
 Career 5, at Cleveland St. (2/22/20)

BLOCKS

Season 2, vs. Maine (12/21/22)
 Career 2, 3x (last: vs. Maine, 12/21/20)

FIELD GOALS

Season 5, vs. Robert Morris (11/7/22)
 Career 14, at UIC (1/22/22)

FG ATTEMPTS

Season 6, 2x (last: at Rutgers, 1/15/23)
 Career 24, at UIC (1/22/22)

3-PT FGS

Season 1, 6x (last: at Rutgers, 1/15/23)
 Career 2, 5x (last: vs. Purdue-FW, 1/30/22)

3-PT FG ATTS

Season 2, 3x (last: at Northwestern, 1/1/23)
 Career 6, vs. Youngstown St. (1/8/21)

FREE THROWS

Season 4, 2x (last: at Nebraska, 1/18/23)
 Career 14, vs. Bryant (3/16/22)

FT ATTEMPTS

Season 6, vs. St. Francis (12/3/22)
 Career 17, vs. Oakland (3/3/22)

MINUTES

Season 23:24, vs. San Diego St. (11/21/22)
 Career 40:00, at Youngstown St. (1/15/22)

DOUBLE-DOUBLES (12)

Date	Team	Pts / Reb
11/12/19	at Tenn. Tech	18 / 14
12/21/19	at Toledo	27 / 17
1/24/20	N. Kentucky	20 / 13
12/26/20	Green Bay	18 / 10
1/9/21	Youngstown St.	24 / 10
3/2/21	Milwaukee	17 / 10
1/1/22	Green Bay	22 / 10
1/15/22	at Youngstown St.	27 / 11
2/24/22	Youngstown St.	27 / 10
3/3/22	Oakland	27 / 10
3/7/22	vs. Cleveland St.	12 / 10
3/16/22	vs. Bryant	37 / 11

2022-23 GAME-BY-GAME STATISTICS

Opponent	Date	GS	MIN	Total		3-Pointers		Free throws		Rebounds				PF	A	TO	BLK	STL	PTS	AVG
				FG-FGA	PCT	3FG-3FGA	PCT	FT-FTA	PCT	OFF	DEF	TOT	AVG							
Robert Morris	11/07/2022		17:57	5-5	1.000	1-1	1.000	1-1	1.000	1	2	3	3.0	1	0	1	0	0	12	12.0
Charleston So.	11/10/2022		19:21	0-2	.000	0-1	.000	2-2	1.000	0	5	5	4.0	3	2	4	0	0	2	7.0
Eastern Ill.	11/16/2022		15:10	2-4	.500	1-2	.500	3-5	.600	1	2	3	3.7	1	1	0	0	1	8	7.3
vs San Diego St.	11/21/2022		23:24	1-3	.333	0-1	.000	2-2	1.000	0	3	3	3.5	3	1	0	0	0	4	6.5
vs Cincinnati	11/22/2022		17:37	2-3	.667	0-0	.000	2-2	1.000	2	5	7	4.2	2	0	2	0	0	6	6.4
vs Texas Tech	11/23/2022		09:12	0-1	.000	0-0	.000	0-0	.000	0	2	2	3.8	0	0	0	0	0	0	5.3
at Duke	11/30/2022		15:15	0-1	.000	0-0	.000	0-0	.000	0	0	0	3.3	1	0	0	0	0	0	4.6
Saint Francis (PA)	12/03/2022		16:34	2-5	.400	0-0	.000	4-6	.667	3	2	5	3.5	0	1	0	0	0	8	5.0
Rutgers	12/08/2022		14:44	1-3	.333	1-2	.500	0-0	.000	0	2	2	3.3	1	1	1	0	0	3	4.8
vs North Carolina	12/17/2022		15:42	2-6	.333	1-1	1.000	0-0	.000	1	2	3	3.3	2	2	0	0	1	5	4.8
Maine	12/21/2022		22:25	2-2	1.000	0-0	.000	0-0	.000	2	2	4	3.4	4	1	0	2	2	4	4.7
Alabama A&M	12/29/2022		13:00	2-4	.500	0-0	.000	0-0	.000	2	4	6	3.6	0	0	2	0	1	4	4.7
at Northwestern	01/01/2023		13:31	3-5	.600	1-2	.500	1-1	1.000	0	0	0	3.3	3	0	1	0	0	8	4.9
Purdue	01/05/2023		12:46	2-3	.667	0-0	.000	0-0	.000	0	2	2	3.2	2	2	0	0	0	4	4.9
at Maryland	01/08/2023		15:07	0-1	.000	0-0	.000	2-2	1.000	1	4	5	3.3	2	0	1	0	0	2	4.7
Minnesota	01/12/2023		10:31	1-1	1.000	0-0	.000	1-1	1.000	1	1	2	3.3	0	0	2	0	0	3	4.6
at Rutgers	01/15/2023		21:06	3-6	.500	1-1	1.000	0-0	.000	0	1	1	3.1	1	1	1	0	0	7	4.7
at Nebraska	01/18/2023		19:53	1-3	.333	0-1	.000	4-4	1.000	0	1	1	3.0	0	0	1	0	2	6	4.8
Iowa	01/21/2023		16:37	0-1	.000	0-0	.000	2-2	1.000	0	1	1	2.9	1	0	1	0	3	2	4.6
at Illinois	01/24/2023		06:18	0-2	.000	0-0	.000	0-0	.000	0	0	0	2.8	1	0	0	0	0	0	4.4
at Indiana	01/28/2023		05:17	0-2	.000	0-0	.000	0-0	.000	1	1	2	2.7	0	0	0	0	0	0	4.2
Totals		0	321:26	29-63	.460	6-12	.500	24-28	.857	15	42	57	2.7	28	11	18	2	10	88	4.2

Player Averages

Games Played	Minutes/game	Points/game	FG Pct	3FG Pct	FT Pct	Rebounds/game	Assists/game	Turnovers/game	Assist/Turnover ratio	Steals/game	Blocks/game
21	15.3	4.2	46.0	50.0	85.7	2.7	0.5	0.9	0.6	0.5	0.1

CAREER STATISTICS

				Field Goals		3-Point		F-Throws		Rebounds				Scoring							
SEASON	TEAM	GP-GS	MIN/AVG	FG-FGA	FG%	3FG-3FGA	3FG%	FT-FTA	FT%	OFF	DEF	TOT	AVG	PF-FO	A	TO	BLK	STL	PTS	AVG	
2019-20	WSU	32-31	919/28.7	140-229	.611	14-33	.424	84-138	.609	73	134	207	6.5	64-2	51	49	12	41	378	11.8	
2020-21	WSU	24-24	824/34.3	129-248	.520	13-43	.302	109-137	.796	62	113	175	7.3	39-1	64	38	3	22	380	15.8	
2021-22	WSU	36-36	1270/35.3	244-491	.497	14-41	.341	221-280	.789	80	177	257	7.1	90-3	92	90	7	50	723	20.1	
2022-23	OSU	21-0	321/15.3	29-63	.460	6-12	.500	24-28	.857	15	42	57	2.7	28-0	11	18	2	10	88	4.2	
TOTAL FOR OSU		21-0	321/15.3	29-63	.460	6-12	.500	24-28	.857	15	42	57	2.7	28-0	11	18	2	10	88	4.2	
TOTAL		113-91	3334/29.5	542-1031	.526	47-129	.364	438-583	.751	230	466	696	6.2	221-6	218	195	24	123	1569	13.9	



RODDY GAYLE JR.

FRESHMAN
GUARD • 6-4 • 205
NIAGARA FALLS, N.Y.
WASATCH ACADEMY

1

- Smooth combo guard
- Can guard multiple positions
- Was the No. 41 ranked player in the 2022 class



POINTS

Season 12, vs. St. Francis (12/3/22)

REBOUNDS

Season 5, at Indiana (1/28/23)

ASSISTS

Season 3, 4x (last: vs. Ala. A&M, 12/29/22)

STEALS

Season 3, at Illinois (1/24/23)

BLOCKS

Season 1, 6x (last: at Indiana, 1/28/23)

FIELD GOALS

Season 5, vs. St. Francis (12/3/22)

FG ATTEMPTS

Season 7, 2x (last: vs. Iowa, 1/21/23)

3-PT FGS

Season 2, 2x (last: vs. St. Francis, 12/3/22)

3-PT FG ATTS

Season 3, 2x (last: vs. San Diego St. (11/21/22)

FREE THROWS

Season 2, 2x (last: at Indiana, 1/28/23)

FT ATTEMPTS

Season 2, 4x (last: at Indiana, 1/28/23)

MINUTES

Season 20:07, vs. Maine (12/21/22)

GAYLE JR. IN 2022-23

- Notched 7 points, 3 assists and 3 rebounds in his Buckeye debut vs. Robert Morris (11/7)
- Reached double-figures for the first time with 12 points on 5-of-6 shooting vs. St. Francis (12/3)
- Played well at Maryland (1/8), knocking-down a big second-half three-pointer and finishing with six points
- Made his first collegiate start in the win over Iowa (1/21), finishing with nine points
- Had a nice game at Indiana (1/28), scoring seven points to go with a block and a season-high five rebounds

2022-23 GAME-BY-GAME STATISTICS

Opponent	Date	GS	MIN	Total		3-Pointers		Free throws		Rebounds											
				FG-FGA	PCT	3FG-3FGA	PCT	FT-FTA	PCT	OFF	DEF	TOT	AVG	PF	A	TO	BLK	STL	PTS	AVG	
Robert Morris	11/07/2022		14:26	3-5	.600	1-2	.500	0-0	.000	1	2	3	3.0	2	3	1	0	0	7	7.0	
Charleston So.	11/10/2022		19:44	3-5	.600	1-1	1.000	2-2	1.000	0	1	1	2.0	3	1	2	1	0	9	8.0	
Eastern Ill.	11/16/2022		19:21	3-7	.429	2-3	.667	0-0	.000	1	1	2	2.0	3	3	1	1	2	8	8.0	
vs San Diego St.	11/21/2022		11:24	1-5	.200	0-3	.000	0-0	.000	0	0	0	1.5	1	1	0	0	1	2	6.5	
vs Cincinnati	11/22/2022		14:20	0-3	.000	0-1	.000	0-0	.000	0	2	2	1.6	0	1	1	0	0	0	5.2	
vs Texas Tech	11/23/2022		07:45	0-1	.000	0-1	.000	0-0	.000	0	1	1	1.5	1	0	0	0	0	0	4.3	
at Duke	11/30/2022		08:30	1-4	.250	0-1	.000	1-2	.500	0	2	2	1.6	2	0	1	0	0	3	4.1	
Saint Francis (PA)	12/03/2022		21:56	5-6	.833	2-2	1.000	0-0	.000	0	2	2	1.6	2	3	1	1	1	12	5.1	
Rutgers	12/08/2022		10:10	1-3	.333	0-2	.000	0-0	.000	0	2	2	1.7	2	0	1	0	0	2	4.8	
vs North Carolina	12/17/2022		19:58	1-4	.250	0-2	.000	0-0	.000	0	2	2	1.7	3	2	1	0	1	2	4.5	
Maine	12/21/2022		20:07	3-5	.600	0-1	.000	0-0	.000	0	1	1	1.6	0	2	3	0	0	6	4.6	
Alabama A&M	12/29/2022		11:55	1-2	.500	0-0	.000	0-0	.000	0	1	1	1.6	1	3	1	1	0	2	4.4	
at Northwestern	01/01/2023		07:19	0-3	.000	0-1	.000	0-0	.000	0	4	4	1.8	0	0	0	0	0	0	4.1	
Purdue	01/05/2023		15:52	2-4	.500	0-1	.000	0-0	.000	0	0	0	1.6	1	1	0	0	2	4	4.1	
at Maryland	01/08/2023		16:11	2-4	.500	1-1	1.000	1-2	.500	0	1	1	1.6	2	0	1	0	2	6	4.2	
Minnesota	01/12/2023		07:42	0-3	.000	0-1	.000	0-0	.000	0	0	0	1.5	2	0	1	0	0	0	3.9	
at Rutgers	01/15/2023		08:21	0-0	.000	0-0	.000	0-0	.000	0	0	0	1.4	2	0	0	1	0	0	3.7	
at Nebraska	01/18/2023		08:17	1-2	.500	0-0	.000	0-0	.000	0	1	1	1.4	0	0	1	0	0	2	3.6	
Iowa	01/21/2023	*	17:03	4-7	.571	0-1	.000	1-1	1.000	0	2	2	1.4	4	0	0	0	0	9	3.9	
at Illinois	01/24/2023		18:23	1-4	.250	1-1	1.000	0-0	.000	1	0	1	1.4	0	1	0	0	3	3	3.9	
at Indiana	01/28/2023		19:04	2-3	.667	1-2	.500	2-2	1.000	2	3	5	1.6	2	1	1	1	0	7	4.0	
Totals		1	297:48	34-80	.425	9-27	.333	7-9	.778	5	28	33	1.6	33	22	17	6	12	84	4.0	

CAREER STATISTICS

CAREER STATISTICS																				
				Field Goals		3-Point		F-Throws		Rebounds								Scoring		
SEASON	TEAM	GP-GS	MIN/AVG	FG-FGA	FG%	3FG-3FGA	3FG%	FT-FTA	FT%	OFF	DEF	TOT	AVG	PF-FO	A	TO	BLK	STL	PTS	AVG
2022-23	OSU	21-1	298/14.2	34-80	.425	9-27	.333	7-9	.778	5	28	33	1.6	33-0	22	17	6	12	84	4.0
TOTAL		21-1	298/14.2	34-80	.425	9-27	.333	7-9	.778	5	28	33	1.6	33-0	22	17	6	12	84	4.0



BRUCE THORNTON

FRESHMAN
GUARD • 6-2 • 215
ALPHARETTA, GA.
MILTON

2

- Georgia's Gatorade Player of the Year in 2022
- Was the No. 42 ranked player in the 2022 class
- HS All-American as a junior, leading Milton to a Class 7A state title
- Physical and strong point guard



POINTS

Season 17, 2x (last: vs. N. Carolina, 12/17/22)

REBOUNDS

Season 7, vs. Eastern Illinois (11/16/22)

ASSISTS

Season 6, at Northwestern (1/1/23)

STEALS

Season 2, 5x (last: at Maryland, 1/8/23)

BLOCKS

Season 1, vs. Alabama A&M (12/29/22)

FIELD GOALS

Season 6, 2x (last: vs. N. Carolina, 12/17/22)

FG ATTEMPTS

Season 10, 4x (last: vs. Minnesota, 1/12/23)

3-PT FGS

Season 3, 2x (last: vs. St. Francis, 12/3/22)

3-PT FG ATTS

Season 5, 2x (last: vs. St. Francis, 12/3/22)

FREE THROWS

Season 4, 2x (last: vs. Ala. A&M, 12/29/22)

FT ATTEMPTS

Season 5, vs. Alabama A&M (12/29/22)

MINUTES

Season 38:32, vs. Texas Tech (11/23/22)

THORNTON IN 2022-23

- Had 3 points and 4 assists in his Buckeye debut vs. Robert Morris (11/7)
- Pulled down seven rebounds to go along with five points vs. Eastern Illinois (11/16)
- Scored 13 points in the Maui Invitational opener vs. San Diego State (11/21)
- Followed with a 17-point performance in the win over Cincinnati (11/22)
- Played over 38 minutes and has nine points, four assist and just two turnovers vs. Texas Tech (11/23)
- Tied a season-high with 17 points in the OT loss vs. North Carolina (12/17) at Madison Square Garden

2022-23 GAME-BY-GAME STATISTICS

Opponent	Date	GS	MIN	Total		3-Pointers		Free throws		Rebounds											
				FG-FGA	PCT	3FG-3FGA	PCT	FT-FTA	PCT	OFF	DEF	TOT	AVG	PF	A	TO	BLK	STL	PTS	AVG	
Robert Morris	11/07/2022	*	23:58	1-4	.250	1-2	.500	0-0	.000	0	2	2	2.0	1	4	2	0	0	3	3.0	
Charleston So.	11/10/2022	*	22:60	2-3	.667	0-1	.000	4-4	1.000	0	0	0	1.0	0	2	1	0	0	8	5.5	
Eastern Ill.	11/16/2022	*	22:43	2-6	.333	1-4	.250	0-0	.000	0	7	7	3.0	3	3	3	0	0	5	5.3	
vs San Diego St.	11/21/2022	*	24:52	4-8	.500	2-5	.400	3-3	1.000	0	3	3	3.0	5	3	1	0	2	13	7.3	
vs Cincinnati	11/22/2022	*	26:01	6-9	.667	2-3	.667	3-3	1.000	0	0	0	2.4	2	0	0	0	2	17	9.2	
vs Texas Tech	11/23/2022	*	38:32	3-6	.500	3-4	.750	0-0	.000	1	3	4	2.7	0	4	2	0	1	9	9.2	
at Duke	11/30/2022	*	35:45	5-8	.625	1-2	.500	0-0	.000	0	0	0	2.3	1	2	4	0	1	11	9.4	
Saint Francis (PA)	12/03/2022	*	25:14	5-10	.500	3-5	.600	0-0	.000	0	2	2	2.3	0	2	0	0	0	13	9.9	
Rutgers	12/08/2022	*	38:30	3-9	.333	1-4	.250	3-4	.750	0	4	4	2.4	2	5	3	0	2	10	9.9	
vs North Carolina	12/17/2022	*	35:25	6-10	.600	2-4	.500	3-5	.600	2	3	5	2.7	2	5	5	0	0	17	10.6	
Maine	12/21/2022	*	29:07	5-10	.500	1-2	.500	0-0	.000	0	6	6	3.0	1	5	0	0	0	11	10.6	
Alabama A&M	12/29/2022	*	30:02	4-8	.500	0-0	.000	4-8	.500	0	2	2	2.9	3	5	1	1	0	12	10.8	
at Northwestern	01/01/2023	*	28:25	2-8	.250	0-1	.000	2-2	1.000	0	4	4	3.0	1	6	1	0	0	6	10.4	
Purdue	01/05/2023	*	27:22	2-8	.250	2-3	.667	2-2	1.000	0	5	5	3.1	1	3	2	0	2	8	10.2	
at Maryland	01/08/2023	*	24:48	2-7	.286	1-3	.333	2-2	1.000	0	2	2	3.1	3	1	3	0	2	7	10.0	
Minnesota	01/12/2023	*	31:10	4-10	.400	2-4	.500	0-0	.000	1	2	3	3.1	4	1	1	0	1	10	10.0	
at Rutgers	01/15/2023	*	36:32	2-7	.286	0-2	.000	0-0	.000	0	5	5	3.2	1	1	0	0	1	4	9.6	
at Nebraska	01/18/2023	*	32:42	1-6	.167	0-2	.000	0-0	.000	0	3	3	3.2	1	2	1	0	1	2	9.2	
Iowa	01/21/2023	*	14:38	0-4	.000	0-3	.000	0-0	.000	0	0	0	3.0	0	2	0	0	0	0	0.7	
at Illinois	01/24/2023	*	27:36	3-7	.429	1-2	.500	1-2	.500	0	1	1	2.9	2	0	1	0	1	8	8.7	
at Indiana	01/28/2023	*	24:10	1-5	.200	0-2	.000	2-2	1.000	0	1	1	2.8	4	3	0	0	1	4	8.5	
Totals		21	600:32	63-153	.412	23-58	.397	29-37	.784	4	55	59	2.8	37	59	31	1	17	178	8.5	

CAREER STATISTICS

				Field Goals		3-Point		F-Throws		Rebounds								Scoring		
SEASON	TEAM	GP-GS	MIN/AVG	FG-FGA	FG%	3FG-3FGA	3FG%	FT-FTA	FT%	OFF	DEF	TOT	AVG	PF-FO	A	TO	BLK	STL	PTS	AVG
2022-23	OSU	21-21	601/28.6	63-153	.412	23-58	.397	29-37	.784	4	55	59	2.8	37-1	59	31	1	17	178	8.5
TOTAL		21-21	601/28.6	63-153	.412	23-58	.397	29-37	.784	4	55	59	2.8	37-1	59	31	1	17	178	8.5



EUGENE BROWN III

JUNIOR
GUARD • 6-7 • 195
CONYERS, GA.
SOUTHWEST DEKALB

3

- One of four returning players on the roster -- played in 55 games his first two years
- Is a "three and D" guy who shows up on the defensive end of the floor
- Spaces the well and will knock down the open three
- Plays with a high motor

BROWN III IN 2022-23

- Made his season debut in the win over Alabama A&M (12/29), knocking down a pair of free throws in five minutes
- Had three points and three rebounds and a career-high tying two blocks at Maryland (1/8)
- Made his first start of the season vs. Minnesota (1/12), finishing with two points in eight minutes



POINTS

Season 3, 2x (last: at Maryland, 1/8/23)
 Career 14, vs. IUPUI (1/18/22)

REBOUNDS

Season 3, at Maryland (1/8/23)
 Career 8, 2x (last: at Michigan, 2/12/22)

ASSISTS

Season
 Career 3, vs. Nebraska (3/1/22)

STEALS

Season 2, vs. Alabama A&M (12/29/22)
 Career 3, vs. Indiana (2/21/22)

BLOCKS

Season 2, at Maryland (1/8/23)
 Career 2, 3x (last: at Maryland, 1/8/23)

FIELD GOALS

Season 1, 6x (last: at Indiana, 1/28/23)
 Career 5, vs. BGSU (11/15/21)

FG ATTEMPTS

Season 3, at Maryland (1/8/23)
 Career 9, vs. BGSU (11/15/21)

3-PT FGS

Season 1, 2x (last: at Maryland, 1/8/23)
 Career 3, vs. UCLA (12/19/20)

3-PT FG ATTS

Season 2, vs. Purdue (1/5/23)
 Career 5, vs. BGSU (11/15/21)

FREE THROWS

Season 2, vs. Alabama A&M (12/29/22)
 Career 5, vs. IUPUI (1/18/22)

FT ATTEMPTS

Season 2, vs. Alabama A&M (12/29/22)
 Career 6, vs. IUPUI (1/18/22)

MINUTES

Season 17:28, at Maryland (1/8/23)
 Career 29:15, vs. Indiana (2/21/22)

2022-23 GAME-BY-GAME STATISTICS

Opponent	Date	GS	MIN	Total		3-Pointers		Free throws		Rebounds				PF	A	TO	BLK	STL	PTS	AVG
				FG-FGA	PCT	3FG-3FGA	PCT	FT-FTA	PCT	OFF	DEF	TOT	AVG							
Alabama A&M	12/29/2022		05:07	0-1	.000	0-1	.000	2-2	1.000	1	1	2	2.0	1	0	0	0	2	2	2.0
at Northwestern	01/01/2023		05:45	1-1	1.000	0-0	.000	0-0	.000	0	0	0	1.0	0	0	0	0	1	2	2.0
Purdue	01/05/2023		06:02	1-2	.500	1-2	.500	0-0	.000	1	1	2	1.3	1	0	0	0	0	3	2.3
at Maryland	01/08/2023		17:28	1-3	.333	1-1	1.000	0-0	.000	0	2	2	1.5	4	0	0	2	0	3	2.5
Minnesota	01/12/2023 *		08:12	1-1	1.000	0-0	.000	0-0	.000	1	0	1	1.4	1	0	0	0	0	2	2.4
at Rutgers	01/15/2023		02:58	0-1	.000	0-0	.000	0-0	.000	0	2	2	1.5	0	0	0	0	0	0	2.0
at Nebraska	01/18/2023		06:33	0-0	.000	0-0	.000	0-0	.000	0	1	1	1.4	0	0	0	2	0	0	1.7
at Illinois	01/24/2023		08:27	1-1	1.000	0-0	.000	0-0	.000	0	0	0	1.3	2	0	0	0	0	2	1.8
at Indiana	01/28/2023		11:28	1-2	.500	0-1	.000	0-0	.000	1	0	1	1.2	0	0	0	0	0	2	1.8
Totals		1	71:59	6-12	.500	2-5	.400	2-2	1.000	4	7	11	1.2	9	0	0	4	3	16	1.8

Player Averages

Games Played	Minutes/game	Points/game	FG Pct	3FG Pct	FT Pct	Rebounds/game	Assists/game	Turnovers/game	Assist/Turnover ratio	Steals/game	Blocks/game
9	8.0	1.8	50.0	40.0	100.0	1.2	0.0	0.0	0.0	0.3	0.4

CAREER STATISTICS

				Field Goals		3-Point		F-Throws		Rebounds												Scoring	
SEASON	TEAM	GP-GS	MIN/AVG	FG-FGA	FG%	3FG-3FGA	3FG%	FT-FTA	FT%	OFF	DEF	TOT	AVG	PF-FO	A	TO	BLK	STL	PTS	AVG			
2020-21	OSU	29-0	178/6.1	13-37	.351	7-25	.280	2-4	.500	9	28	37	1.3	10-0	6	4	4	3	35	1.2			
2021-22	OSU	26-10	442/17.0	34-77	.442	8-35	.229	14-23	.609	19	44	63	2.4	42-0	14	14	7	5	90	3.5			
2022-23	OSU	9-1	72/8.0	6-12	.500	2-5	.400	2-2	1.000	4	7	11	1.2	9-0	0	0	4	3	16	1.8			
TOTAL		64-11	692/10.8	53-126	.421	17-65	.262	18-29	.621	32	79	111	1.7	61-0	20	18	15	11	141	2.2			

**GRADUATE
GUARD • 6-4 • 205
UNION, KY.
COOPER / SINCLAIR CC /
WEST VIRGINIA**

-
- A basketball player in a red Ohio State jersey with the number 4 is shown in action, dribbling the ball. The jersey features the Ohio State logo and a Nike swoosh. The player is looking down at the ball, and the background shows a blurred crowd in a gymnasium.

Season 37:20, vs. North Carolina (12/17/22)
Career 46:02, vs. Oklahoma (2/13/21)

				Field Goals		3-Point		F-Throws		Rebounds								Scoring		
SEASON	TEAM	GP-GS	MIN/AVG	FG-FGA	FG%	3FG-3FGA	3FG%	FT-FTA	FT%	OFF	DEF	TOT	AVG	PF-FO	A	TO	BLK	STL	PTS	AVG
2019-20	WVU	28-0	414/24.9	48-130	.369	29-88	.330	30-37	.811	6	27	33	1.2	29-0	14	11	3	9	155	5.5
2020-21	WVU	29-23	854/29.4	119-291	.409	69-178	.388	48-54	.889	8	55	63	2.2	35-0	24	26	0	15	355	12.2
2021-22	WVU	32-32	1078/33.7	134-324	.414	57-155	.368	65-75	.867	12	69	81	2.5	31-0	44	34	3	23	390	12.2
2022-23	OSU	21-20	607/28.9	71-169	.420	37-96	.385	26-29	.897	7	38	45	2.1	27-1	28	20	3	9	205	9.8
TOTAL FOR OSU		21-20	607/28.9	71-169	.420	37-96	.385	26-29	.897	7	38	45	2.1	27-1	28	20	3	9	205	9.8
TOTAL		110-75	2956/26.9	372-914	.407	192-517	.371	169-195	.867	33	189	222	2.0	122-1	110	91	9	56	1105	10.0



BRICE SENSABAUGH

FRESHMAN
FORWARD • 6-6 • 235
ORLANDO, FLA.
LAKE HIGHLAND PREP

10

- Florida's Gatorade Player of the Year in 2022
- Averaged over 25 points and seven rebounds per game last year as a senior
- Can score at all three levels as he made 89 threes during his senior year
- One of the best leapers on the team



POINTS

Season 27, vs. Iowa (1/21/23)

REBOUNDS

Season 11, at Rutgers (1/15/23)

ASSISTS

Season 7, vs. Maine (12/21/22)

STEALS

Season 2, 2x (last: vs. Purdue, 1/5/23)

BLOCKS

Season 2, at Northwestern (1/1/23)

FIELD GOALS

Season 10, 2x (last: vs. Iowa, 1/21/23)

FG ATTEMPTS

Season 18, 2x (last: vs. Minnesota, 1/12/23)

3-PT FGS

Season 4, 2x (last: vs. Iowa, 1/21/23)

3-PT FG ATTS

Season 7, 3x (last: at Nebraska, 1/18/23)

FREE THROWS

Season 6, vs. Robert Morris (11/7/22)

FT ATTEMPTS

Season 8, vs. Robert Morris (11/7/22)

MINUTES

Season 35:38, vs. Purdue (1/5/23)

DOUBLE-DOUBLES (3)

Date	Team	Pts / Reb
1/12/23	Minnesota	18 / 10
1/15/23	at Rutgers	20 11
1/18/23	at Nebraska	18 / 10

2022-23 GAME-BY-GAME STATISTICS

Opponent	Date	GS	MIN	Total		3-Pointers		Free throws		Rebounds				PF		A		TO		BLK		STL		PTS		AVG	
				FG-FGA	PCT	3FG-3FGA	PCT	FT-FTA	PCT	OFF	DEF	TOT	AVG														
Robert Morris	11/07/2022		17:31	5-8	.625	1-4	.250	6-8	.750	2	7	9	9.0	2	1	3	0	1	17	17.0							
Charleston So.	11/10/2022		18:24	6-12	.500	1-3	.333	1-2	.500	1	3	4	6.5	0	0	2	0	0	14	15.5							
Eastern Ill.	11/16/2022		16:47	6-14	.429	3-7	.429	5-6	.833	1	3	4	5.7	0	0	1	0	0	20	17.0							
vs San Diego St.	11/21/2022		24:14	5-10	.500	2-4	.500	5-6	.833	0	5	5	5.5	1	0	1	1	0	17	17.0							
vs Cincinnati	11/22/2022		20:09	5-9	.556	3-5	.600	4-4	1.000	1	1	2	4.8	1	0	0	0	0	17	17.0							
vs Texas Tech	11/23/2022		11:48	4-6	.667	2-3	.667	0-0	.000	0	0	0	4.0	2	1	1	0	0	10	15.8							
at Duke	11/30/2022		14:07	2-6	.333	0-0	.000	0-0	.000	0	1	1	3.6	5	0	3	1	1	4	14.1							
Saint Francis (PA)	12/03/2022		19:45	4-10	.400	3-6	.500	4-4	1.000	0	2	2	3.4	3	2	1	1	0	15	14.3							
Rutgers	12/08/2022	*	31:24	5-11	.455	3-4	.750	0-0	.000	0	2	2	3.2	4	1	1	1	2	13	14.1							
vs North Carolina	12/17/2022	*	33:44	9-17	.529	2-6	.333	2-3	.667	3	5	8	3.7	4	3	3	0	1	22	14.9							
Maine	12/21/2022	*	25:02	8-12	.667	3-5	.600	0-1	.000	1	6	7	4.0	1	7	1	0	0	19	15.3							
Alabama A&M	12/29/2022	*	26:52	9-14	.643	2-6	.333	1-2	.500	0	6	6	4.2	0	1	1	0	0	21	15.8							
at Northwestern	01/01/2023	*	24:37	7-13	.538	2-5	.400	2-2	1.000	3	5	8	4.5	3	0	2	2	0	18	15.9							
Purdue	01/05/2023	*	35:38	10-17	.588	0-2	.000	1-1	1.000	2	3	5	4.5	2	1	3	1	2	21	16.3							
at Maryland	01/08/2023	*	30:30	7-18	.389	2-7	.286	6-7	.857	2	5	7	4.7	5	1	4	1	1	22	16.7							
Minnesota	01/12/2023	*	25:09	6-18	.333	2-3	.667	4-4	1.000	2	8	10	5.0	4	0	0	0	0	18	16.8							
at Rutgers	01/15/2023		29:39	6-11	.545	4-6	.667	4-5	.800	1	10	11	5.4	2	1	3	1	1	20	16.9							
at Nebraska	01/18/2023	*	24:14	6-16	.375	3-7	.429	3-4	.750	1	9	10	5.6	5	0	1	0	1	18	17.0							
Iowa	01/21/2023	*	26:54	10-12	.833	4-5	.800	3-3	1.000	2	3	5	5.6	3	1	5	0	1	27	17.5							
at Illinois	01/24/2023	*	24:20	5-13	.385	0-2	.000	4-7	.571	2	2	4	5.5	2	1	1	0	0	14	17.4							
at Indiana	01/28/2023	*	26:37	9-17	.529	3-5	.600	2-2	1.000	3	3	6	5.5	1	1	1	0	0	23	17.6							
Totals		12	507:24	134-264	.508	45-95	.474	57-71	.803	27	89	116	5.5	50	22	38	9	11	370	17.6							

CAREER STATISTICS

				Field Goals		3-Point		F-Throws		Rebounds										Scoring	
SEASON	TEAM	GP-GS	MIN/AVG	FG-FGA	FG%	3FG-3FGA	3FG%	FT-FTA	FT%	OFF	DEF	TOT	AVG	PF-FO	A	TO	BLK	STL	PTS	AVG	
2022-23	OSU	21-12	507/24.2	134-264	.508	45-95	.474	57-71	.803	27	89	116	5.5	50-3	22	38	9	11	370	17.6	
TOTAL		21-12	507/24.2	134-264	.508	45-95	.474	57-71	.803	27	89	116	5.5	50-3	22	38	9	11	370	17.6	



ISAAC LIKEKELE

**GRADUATE
GUARD • 6-5 • 215
ARLINGTON, TEXAS
TIMBERVIEW / OKLAHOMA ST.**

13

- Voted a team captain in his first season with the program
- A veteran who played in 114 games over four seasons at Oklahoma State
- Is versatile and can play anywhere from 1-4 because of his strength
- Only player in Okla. St. history with more than 1,000 pts, 600 rebs and 400 assists

LIKEKELE IN 2022-23

- Was solid in his Buckeye debut with nine points, nine rebounds and a team-high six assists vs. Robert Morris (11/7)
- Returned to the floor in the win over Alabama A&M (12/29) and had five assists and no turnovers
- Scored four points on 2-of-3 shooting at Nebraska (1/18)
- Was tremendous in leading the Buckeyes to a win over Iowa (1/21), scoring 18 points, grabbing 10 rebounds and dishing-out seven assists for his first double-double of the year



POINTS

Season 18, vs. Iowa (1/21/23)
Career 26, vs. Syracuse (11/27/19)

REBOUNDS

Season 10, 2x (last: vs. Iowa, 1/21/23)
Career 13, at UT Arlington (11/25/20)

ASSISTS

Season 7, vs. Iowa (1/21/23)
Career 11, vs. TCU (2/5/20)

STEALS

Season 2, 2x (last: vs. Texas Tech, 11/23/22)
Career 8, vs. Syracuse (11/27/19)

BLOCKS

Season 2, vs. Robert Morris (11/7/22)
Career 2, 6x (last: vs. R. Morris, 11/7/22)

FIELD GOALS

Season 7, vs. Iowa (1/21/23)
Career 10, at Baylor (3/6/19)

FG ATTEMPTS

Season 12, vs. Iowa (1/21/23)
Career 15, 2x (last: vs. Kansas, 1/4/22)

3-PT FGS

Season 1, vs. Iowa (1/21/23)
Career 1, 20x (last: vs. Iowa, 1/21/23)

3-PT FG ATTS

Season 1, 7x (last: vs. Iowa, 1/21/23)
Career 3, 2x (last: at UT Arlington, 11/25/20)

FREE THROWS

Season 3, vs. Iowa (1/21/23)
Career 11, 2x (last: vs. Syracuse, 11/27/19)

FT ATTEMPTS

Season 5, vs. Iowa (1/21/23)
Career 12, vs. Baylor (1/23/21)

MINUTES

Season 32:04, vs. Iowa (1/21/23)
Career 45:00, vs. Texas (2/6/21)

DOUBLE-DOUBLES (5)

Date	Team	Pts / Reb
2/5/20	TCU	15 / 11 asst.
2/8/20	at Baylor	11 / 10
3/7/20	at Texas	15 / 10
1/4/22	Kansas	16 / 12
1/21/23	Iowa	18 / 10

2022-23 GAME-BY-GAME STATISTICS

Opponent	Date	GS	MIN	Total		3-Pointers		Free throws		Rebounds											
				FG-FGA	PCT	3FG-3FGA	PCT	FT-FTA	PCT	OFF	DEF	TOT	AVG	PF	A	TO	BLK	STL	PTS	AVG	
Robert Morris	11/07/2022	*	30:21	4-9	.444	0-1	.000	1-2	.500	2	7	9	9.0	1	6	1	2	2	9	9.0	
Charleston So.	11/10/2022	*	21:46	2-4	.500	0-0	.000	0-1	.000	1	4	5	7.0	1	4	1	0	0	4	6.5	
Eastern Ill.	11/16/2022	*	29:25	2-5	.400	0-1	.000	0-0	.000	2	8	10	8.0	1	3	3	1	1	4	5.7	
vs San Diego St.	11/21/2022	*	29:13	0-5	.000	0-1	.000	2-2	1.000	1	4	5	7.3	1	1	3	0	0	2	4.8	
vs Cincinnati	11/22/2022	*	27:37	0-6	.000	0-1	.000	0-0	.000	3	4	7	7.2	2	4	1	0	0	0	3.8	
vs Texas Tech	11/23/2022	*	31:11	2-3	.667	0-0	.000	0-0	.000	1	1	2	6.3	3	3	0	0	2	4	3.8	
at Duke	11/30/2022	*	25:06	2-3	.667	0-1	.000	1-4	.250	1	6	7	6.4	5	1	0	0	1	5	4.0	
Saint Francis (PA)	12/03/2022	*	24:59	4-6	.667	0-0	.000	0-0	.000	2	3	5	6.3	1	3	1	1	0	8	4.5	
Alabama A&M	12/29/2022		08:30	1-1	1.000	0-0	.000	0-0	.000	1	1	2	5.8	1	5	0	1	0	2	4.2	
at Northwestern	01/01/2023		15:32	0-2	.000	0-0	.000	0-0	.000	1	3	4	5.6	0	2	3	0	1	0	3.8	
Purdue	01/05/2023		11:00	1-3	.333	0-0	.000	0-0	.000	1	1	2	5.3	2	0	0	0	1	2	3.6	
at Maryland	01/08/2023		23:37	1-3	.333	0-0	.000	0-0	.000	1	1	2	5.0	3	4	0	0	1	2	3.5	
Minnesota	01/12/2023		18:05	0-2	.000	0-0	.000	0-0	.000	0	1	1	4.7	1	2	0	0	1	0	3.2	
at Rutgers	01/15/2023	*	17:35	0-5	.000	0-1	.000	0-0	.000	3	0	3	4.6	3	1	1	0	1	0	3.0	
at Nebraska	01/18/2023		13:08	2-3	.667	0-0	.000	0-0	.000	0	2	2	4.4	2	1	1	0	1	4	3.1	
Iowa	01/21/2023	*	32:04	7-12	.583	1-1	1.000	3-5	.600	2	8	10	4.8	3	7	1	0	0	18	4.0	
at Illinois	01/24/2023	+	25:28	2-8	.250	0-0	.000	1-4	.250	1	4	5	4.8	1	2	1	0	1	5	4.1	
at Indiana	01/28/2023		16:55	0-1	.000	0-0	.000	0-0	.000	0	2	2	4.6	4	3	0	0	0	0	3.8	
Totals		11	401:33	30-81	.370	1-7	.143	8-18	.444	23	60	83	4.6	35	52	17	5	13	69	3.8	

CAREER STATISTICS

				Field Goals		3-Point		F-Throws		Rebounds				Scoring						
SEASON	TEAM	GP-GS	MIN/AVG	FG-FGA	FG%	3FG-3FGA	3FG%	FT-FTA	FT%	OFF	DEF	TOT	AVG	PF-FO	A	TO	BLK	STL	PTS	AVG
2018-19	OSU	32-32	925/28.9	103-221	.466	6-25	.240	67-102	.657	17	135	152	4.8	69-2	126	75	10	42	279	8.7
2019-20	OSU	28-28	907/32.4	109-237	.460	3-14	.214	84-127	.661	32	125	157	5.6	85-0	127	79	10	54	305	10.9
2020-21	OSU	24-20	811/33.8	81-168	.482	8-18	.444	49-86	.570	45	113	158	6.6	52-1	86	55	4	27	219	9.1
2021-22	OSU	30-30	925/30.8	90-206	.437	2-11	.182	30-56	.536	46	119	165	5.5	50-1	102	59	6	37	212	7.1
2022-23	OSU	18-11	402/22.3	30-81	.370	1-7	.143	8-18	.444	23	60	83	4.6	35-1	52	17	5	13	69	3.8
TOTAL FOR OSU	18-11	402/22.3	30-81	.370	1-7	.143	8-18	.444	.444	23	60	83	4.6	35-1	52	17	5	13	69	3.8
TOTAL	132-121	3969/30.1	413-913	.452	20-75	.267	238-389	.612	163	552	715	5.4	261-5	493	285	35	173	1084	8.2	



JUSTICE SUEING

**REDSHIRT-SENIOR
FORWARD • 6-6 • 210
HONOLULU, HAWAII
MATER DEI / CAL**

14

- Has been voted a team captain for the second consecutive season
- In his fourth year in Columbus after transferring from Cal
- Is a unique player in that he is a 6-6 wing that can play any position from 1-4
- Described by the coaches as the team's "Swiss Army knife"



POINTS

Season 33, vs. Texas Tech (11/23/22)
Career 33, vs. Texas Tech (11/23/22)

REBOUNDS

Season 9, vs. North Carolina (12/17/22)
Career 11, 2x (last: at Iowa, 2/4/21)

ASSISTS

Season 5, 2x (last: at Northwestern, 1/1/23)
Career 6, vs. Washington (2/28/19)

STEALS

Season 3, vs. Robert Morris (11/7/22)
Career 5, 2x (last: vs. Penn State, 1/27/21)

BLOCKS

Season 1, 6x (last: at Illinois, 1/24/23)
Career 2, 5x (last: vs. Penn State, 1/27/21)

FIELD GOALS

Season 12, vs. Texas Tech (11/23/22)
Career 12, vs. Texas Tech (11/23/22)

FG ATTEMPTS

Season 19, vs. Texas Tech (11/23/22)
Career 19, 2x (last: vs. Texas Tech, 11/23/22)

3-PT FGS

Season 2, 4x (last: at Maryland, 1/8/23)
Career 4, 6x (last: vs. San Diego St., 12/28/18)

3-PT FG ATTS

Season 5, 2x (last: vs. Texas Tech, 11/23/22)
Career 9, 2x (last: at UCLA, 1/25/18)

FREE THROWS

Season 8, vs. Texas Tech (11/23/22)
Career 9, 5x (last: vs. Illinois, 3/14/21)

FT ATTEMPTS

Season 9, at Northwestern (1/1/23)
Career 14, vs. Arizona (1/17/18)

MINUTES

Season 39:09, vs. North Carolina (12/17/22)
Career 41:41, vs. Illinois (3/14/21)

DOUBLE-DOUBLES (5)


Date	Team	Pts / Reb
1/3/19	at USC	16 / 11
1/9/21	at Rutgers	12 / 10
1/27/21	Penn State	13 / 10
2/4/21	at Iowa	12 / 11
2/13/21	Indiana	16 / 10

2022-23 GAME-BY-GAME STATISTICS

Opponent	Date	GS	MIN	Total		3-Pointers		Free throws		Rebounds				PF	A	TO	BLK	STL	PTS	AVG
				FG-FGA	PCT	3FG-3FGA	PCT	FT-FTA	PCT	OFF	DEF	TOT	AVG							
Robert Morris	11/07/2022	*	23:57	8-14	.571	2-3	.667	2-4	.500	1	1	2	2.0	0	2	2	1	3	20	20.0
Charleston So.	11/10/2022	*	21:07	3-7	.429	0-3	.000	5-5	1.000	1	2	3	2.5	0	1	1	0	0	11	15.5
Eastern Ill.	11/16/2022	*	24:00	2-10	.200	0-5	.000	2-2	1.000	1	3	4	3.0	1	1	5	1	0	6	12.3
vs San Diego St.	11/21/2022	*	22:59	3-11	.273	0-1	.000	0-0	.000	4	2	6	3.8	2	1	1	1	1	6	10.8
vs Cincinnati	11/22/2022	*	25:59	4-13	.308	0-4	.000	3-5	.600	2	4	6	4.2	1	1	0	0	1	11	10.8
vs Texas Tech	11/23/2022	*	31:23	12-19	.632	1-5	.200	8-8	1.000	4	4	8	4.8	0	5	1	0	2	33	14.5
at Duke	11/30/2022	*	26:03	4-10	.400	0-1	.000	4-4	1.000	3	2	5	4.9	5	1	3	0	0	12	14.1
Saint Francis (PA)	12/03/2022	*	17:09	2-7	.286	1-3	.333	1-3	.333	0	5	5	4.9	1	3	0	0	0	6	13.1
Rutgers	12/08/2022	*	35:21	4-12	.333	1-2	.500	0-0	.000	3	1	4	4.8	1	3	4	0	2	9	12.7
vs North Carolina	12/17/2022	*	39:09	7-14	.500	1-3	.333	1-4	.250	4	5	9	5.2	1	0	1	0	0	16	13.0
Maine	12/21/2022	*	31:13	7-12	.583	0-1	.000	1-1	1.000	0	6	6	5.3	1	3	0	0	1	15	13.2
Alabama A&M	12/29/2022	*	32:04	6-8	.750	2-3	.667	4-5	.800	1	0	1	4.9	3	2	3	0	1	18	13.6
at Northwestern	01/01/2023	*	33:08	4-8	.500	0-0	.000	5-9	.556	2	4	6	5.0	3	5	3	1	0	13	13.5
Purdue	01/05/2023	*	32:01	6-11	.545	2-3	.667	1-2	.500	2	2	4	4.9	2	2	2	0	0	15	13.6
at Maryland	01/08/2023	*	33:35	8-13	.615	2-4	.500	3-4	.750	3	2	5	4.9	3	1	3	0	1	21	14.1
Minnesota	01/12/2023	*	28:59	4-13	.308	0-2	.000	5-6	.833	3	2	5	4.9	0	2	1	1	0	13	14.1
at Rutgers	01/15/2023	*	34:18	3-11	.273	0-4	.000	1-2	.500	1	2	3	4.8	2	2	4	0	0	7	13.6
at Nebraska	01/18/2023	*	28:57	1-6	.167	0-0	.000	2-4	.500	2	2	4	4.8	4	4	4	0	0	4	13.1
Iowa	01/21/2023		28:59	4-9	.444	1-4	.250	1-2	.500	1	1	2	4.6	0	2	2	0	1	10	12.9
at Illinois	01/24/2023		21:00	6-11	.545	1-2	.500	0-0	.000	2	2	4	4.6	3	0	0	1	0	13	13.0
at Indiana	01/28/2023	*	25:20	2-7	.286	0-3	.000	1-2	.500	0	3	3	4.5	3	0	1	0	2	5	12.6
Totals			19 596:40	100-226	.442	14-56	.250	50-72	.694	40	55	95	4.5	36	41	41	6	15	264	12.6

CAREER STATISTICS

SEASON	TEAM	GP-GS	MIN/AVG	Field Goals		3-Point		F-Throws		Rebounds				Scoring						
				FG-FGA	FG%	3FG-3FGA	3FG%	FT-FTA	FT%	OFF	DEF	TOT	AVG	PF-FO	A	TO	BLK	STL	PTS	AVG
2017-18	Cal	32-31	1023/32.0	157-362	.434	42-135	.311	86-128	.672	48	124	172	5.4	75-1	44	68	15	48	442	13.8
2018-19	Cal	31-30	1068/34.5	140-324	.432	35-116	.302	129-165	.782	46	140	186	6.0	78-0	61	53	15	52	444	14.3
2020-21	OSU	31-31	876/28.3	109-222	.491	22-61	.361	93-124	.750	48	122	170	5.5	75-3	46	56	6	29	333	10.7
2021-22	OSU	2-0	30/15.2	5-13	.385	0-4	.000	2-2	1.000	1	6	7	3.5	3-0	0	2	0	1	12	6.0
2022-23	OSU	21-19	597/28.4	100-226	.442	14-56	.250	50-72	.694	40	55	95	4.5	36-1	41	41	6	15	264	12.6
TOTAL FOR OSU		54-50	1503/27.8	214-461	.464	36-121	.298	145-198	.732	89	183	272	5.0	114-4	87	99	12	45	609	11.3
TOTAL		117-111	3595/30.7	511-1147	.446	113-372	.304	360-491	.733	183	447	630	5.4	267-5	192	220	42	145	1495	12.8



BOWEN HARDMAN


FRESHMAN
GUARD • 6-3 • 175
CINCINNATI, OHIO
PRINCETON

15

- Knock-down shooter who rarely misses when open on the perimeter
- Senior season at Princeton HS was slowed by an ankle injury but he still averaged over 10 points and shot 32 percent from long range
- Will work on getting bigger and stronger this season

HARDMAN IN 2022-23

- Scored his first career points by knocking-down a pair of three-pointers in the win over Maine (12/21)
- Knocked-down two three-pointers to finish with six points vs. Alabama A&M (12/29)



POINTS

Season 6, 2x (last: vs. Ala. A&M, 12/29/22)

REBOUNDS

Season

ASSISTS

Season

STEALS

Season

BLOCKS

Season

FIELD GOALS

Season 2, 2x (last: vs. Ala. A&M, 12/29/22)

FG ATTEMPTS

Season 4, vs. Alabama A&M (12/29/22)

3-PT FGS

Season 2, 2x (last: vs. Ala. A&M, 12/29/22)

3-PT FG ATTS

Season 4, vs. Alabama A&M (12/29/22)

FREE THROWS

Season

FT ATTEMPTS

Season

MINUTES

Season 3:50, vs. Maine (12/21/22)

2022-23 GAME-BY-GAME STATISTICS


Opponent	Date	GS	MIN	Total		3-Pointers		Free throws		Rebounds				PF				PTS		AVG
				FG-FGA	PCT	3FG-3FGA	PCT	FT-FTA	PCT	OFF	DEF	TOT	AVG	PF	A	TO	BLK	STL	PTS	
Robert Morris	11/07/2022		03:39	0-1	.000	0-1	.000	0-0	.000	0	0	0	0.0	0	0	0	0	0	0	0.0
Charleston So.	11/10/2022		03:32	0-0	.000	0-0	.000	0-0	.000	0	0	0	0.0	0	0	0	0	0	0	0.0
Saint Francis (PA)	12/03/2022		03:06	0-1	.000	0-1	.000	0-0	.000	0	0	0	0.0	0	0	0	0	0	0	0.0
Maine	12/21/2022		03:50	2-2	1.000	2-2	1.000	0-0	.000	0	0	0	0.0	1	0	0	0	0	6	1.5
Alabama A&M	12/29/2022		03:13	2-4	.500	2-4	.500	0-0	.000	0	0	0	0.0	1	0	0	0	0	6	2.4
Totals		0	17:20	4-8	.500	4-8	.500	0-0	.000	0	0	0	0.0	2	0	0	0	0	12	2.4

Player Averages

Games Played	Minutes/game	Points/game	FG Pct	3FG Pct	FT Pct	Rebounds/game	Assists/game	Turnovers/game	Assist/Turnover ratio	Steals/game	Blocks/game
5	3.5	2.4	50.0	50.0	0.0	0.0	0.0	0.0	0.0	0.0	0.0

CAREER STATISTICS

				Field Goals		3-Point		F-Throws		Rebounds										Scoring	
SEASON	TEAM	GP-GS	MIN/AVG	FG-FGA	FG%	3FG-3FGA	3FG%	FT-FTA	FT%	OFF	DEF	TOT	AVG	PF-FO	A	TO	BLK	STL	PTS	AVG	
2022-23	OSU	5-0	17/3.5	4-8	.500	4-8	.500	0-0	.000	0	0	0	0.0	2-0	0	0	0	0	12	2.4	
TOTAL		5-0	17/3.5	4-8	.500	4-8	.500	0-0	.000	0	0	0	0.0	2-0	0	0	0	0	12	2.4	



ZED KEY

JUNIOR
FORWARD • 6-8 • 255
BAY SHORE, N.Y.
LONG ISLAND LUTHERAN

23

- Voted one of the team's captains
- Team's leading returning scorer and rebounder
- Led the team each of the last two seasons in shooting, connecting on 61.6% as a freshman and shot over 56% last year
- One of the most NIL savvy members of the team

KEY IN 2022-23

- Had a double-double in the season-opener vs. Robert Morris (11/7) with 13 points and 10 rebounds, making the first two three-pointers that he attempted in his career
- Recorded a double-double in the first half vs. Charleston Southern (11/10), finishing the game with 17 points and 13 rebounds
- Joins Evan Turner, Jared Sullinger and Keita Bates-Diop as the only Buckeyes since 2004 to have a double-double in each of the first two games of a season
- Tied a career-high with 14 rebounds in another double-double effort against Eastern Illinois (11/16)
- Led the team with 19 points on 8-of-11 shooting in the win over San Diego State (11/22)
- Scored a then career-high 21 points, had eight rebounds and a career-high tying three blocks at Duke (11/30)
- Was dominant vs. Rutgers (12/8), scoring a career-high 22 points and matching his career-high with 14 rebounds
- Posted his fifth double-double with 11 points and 11 rebounds to go along with two blocks and two steals at Northwestern (1/1)



POINTS

Season 22, vs. Rutgers (12/8/22)
Career 22, vs. Rutgers (12/8/22)

REBOUNDS

Season 14, 2x (last: vs. Rutgers, 12/8/22)
Career 14, 3x (last: vs. Rutgers, 12/8/22)

ASSISTS

Season 2, 3x (last: vs. Maine, 12/21/22)
Career 2, 7x (last: vs. Maine, 12/21/22)

STEALS

Season 2, 3x (last: vs. Iowa, 1/21/23)
Career 2, 4x (last: at Northwestern, 1/1/23)

BLOCKS

Season 3, 3x (last: at Nebraska, 1/18/23)
Career 3, 6x (last: vs. Ala. A&M, 12/29/22)

FIELD GOALS

Season 9, vs. Rutgers (12/8/22)
Career 9, vs. Rutgers (12/8/22)

FG ATTEMPTS

Season 12, vs. Rutgers (12/8/22)
Career 15, vs. Duke (11/30/21)

3-PT FGS

Season 2, 2x (last: vs. N. Carolina, 12/17/22)
Career 2, 2x (last: vs. N. Carolina, 12/17/22)

3-PT FG ATTS

Season 3, 4x (last: vs. Maine, 12/21/22)
Career 3, 4x (last: vs. Maine, 12/21/22)

FREE THROWS

Season 7, at Duke (11/30/22)
Career 7, at Duke (11/30/22)

FT ATTEMPTS

Season 8, at Duke (11/30/22)
Career 9, 2x (last: at Rutgers, 1/9/21)

MINUTES

Season 32:59, vs. Rutgers (12/8/22)
Career 34:24, at Nebraska (1/2/22)

DOUBLE-DOUBLES (8)


Date	Team	Pts / Reb
12/13/20	Cleveland State	12 / 10
2/9/22	at Rutgers	10 / 12
11/7/22	Robert Morris	13 / 10
11/10/22	Charleston Southern	17 / 13
11/16/22	Eastern Illinois	10 / 14
12/8/22	Rutgers	22 / 14
1/1/23	at Northwestern	11 / 11
1/18/23	at Nebraska	11 / 10

2022-23 GAME-BY-GAME STATISTICS

Opponent	Date	GS	MIN	Total		3-Pointers		Free throws		Rebounds				PF	A	TO	BLK	STL	PTS	AVG	
				FG-FGA	PCT	3FG-3FGA	PCT	FT-FTA	PCT	OFF	DEF	TOT	AVG								
Robert Morris	11/07/2022	*	21:02	4-5	.800	2-3	.667	3-6	.500	4	6	10	10.0	2	0	1	0	0	13	13.0	
Charleston So.	11/10/2022	*	20:49	8-10	.800	0-0	.000	1-1	1.000	6	7	13	11.5	1	1	1	0	0	17	15.0	
Eastern Ill.	11/16/2022	*	25:24	4-6	.667	1-3	.333	1-5	.200	4	10	14	12.3	2	1	1	1	0	10	13.3	
vs San Diego St.	11/21/2022	*	20:54	3-8	.375	0-0	.000	1-1	1.000	1	2	3	10.0	4	1	0	1	0	7	11.8	
vs Cincinnati	11/22/2022	*	24:14	8-11	.727	0-2	.000	3-4	.750	4	4	8	9.6	2	1	1	0	0	19	13.2	
vs Texas Tech	11/23/2022	*	30:34	2-5	.400	0-0	.000	5-5	1.000	2	1	3	8.5	2	2	2	2	1	9	12.5	
at Duke	11/30/2022	*	32:57	7-9	.778	0-1	.000	7-8	.875	4	4	8	8.4	4	1	3	3	1	21	13.7	
Saint Francis (PA)	12/03/2022	*	21:38	5-5	1.000	0-0	.000	1-2	.500	3	2	5	8.0	1	1	1	1	0	11	13.4	
Rutgers	12/08/2022	*	32:59	9-12	.750	1-2	.500	3-6	.500	7	7	14	8.7	3	2	2	1	0	22	14.3	
vs North Carolina	12/17/2022	*	31:51	4-11	.364	2-3	.667	1-2	.500	1	3	4	8.2	3	1	1	1	1	11	14.0	
Maine	12/21/2022	*	23:35	5-9	.556	0-3	.000	4-5	.800	3	3	6	8.0	0	2	1	2	2	14	14.0	
Alabama A&M	12/29/2022	*	25:46	3-6	.500	0-1	.000	3-6	.500	4	6	10	8.2	1	1	1	3	0	9	13.6	
at Northwestern	01/01/2023	*	28:29	4-8	.500	0-1	.000	3-4	.750	1	10	11	8.4	3	0	2	2	2	11	13.4	
Purdue	01/05/2023	*	03:48	0-0	.000	0-0	.000	0-0	.000	0	0	0	7.8	0	0	0	0	0	0	12.4	
Minnesota	01/12/2023		29:41	5-7	.714	0-1	.000	0-1	.000	2	6	8	7.8	2	0	4	0	1	10	12.3	
at Rutgers	01/15/2023		27:15	4-10	.400	0-0	.000	3-3	1.000	5	4	9	7.9	4	0	1	0	0	11	12.2	
at Nebraska	01/18/2023	*	29:24	4-10	.400	0-0	.000	3-5	.600	3	7	10	8.0	1	0	0	3	1	11	12.1	
Iowa	01/21/2023	*	27:54	4-10	.400	0-0	.000	3-4	.750	2	7	9	8.1	1	1	1	0	2	11	12.1	
at Illinois	01/24/2023	*	23:18	2-8	.250	0-1	.000	4-5	.800	1	2	3	7.8	5	1	2	1	1	8	11.8	
at Indiana	01/28/2023	*	25:53	4-6	.667	1-1	1.000	3-5	.600	2	2	4	7.6	3	0	1	0	0	12	11.9	
Totals			18	507:25	89-156	.571	7-22	.318	52-78	.667	59	93	152	7.6	44	16	26	21	12	237	11.9

CAREER STATISTICS

				Field Goals		3-Point		F-Throws		Rebounds											Scoring	
SEASON	TEAM	GP-GS	MIN/AVG	FG-FGA	FG%	3FG-3FGA	3FG%	FT-FTA	FT%	OFF	DEF	TOT	AVG	PF-FO	A	TO	BLK	STL	PTS	AVG		
2020-21	OSU	31-1	364/11.7	61-99	.616	0-0	.000	38-69	.551	47	58	105	3.4	60-0	9	24	22	3	160	5.2		
2021-22	OSU	29-23	573/19.8	95-169	.562	0-0	.000	36-62	.581	58	105	163	5.6	69-0	15	33	24	6	226	7.8		
2022-23	OSU	20-18	507/25.4	89-156	.571	7-22	.318	52-78	.667	59	93	152	7.6	44-1	16	26	21	12	237	11.9		
TOTAL		80-42	1444/18.1	245-424	.578	7-22	.318	126-209	.603	164	256	420	5.3	173-1	40	83	67	21	623	7.8		



KALEN ETZLER

REDSHIRT-FRESHMAN
GUARD • 6-8 • 190
VAN WERT, OHIO
CRESTVIEW

24

- Joined the program in the summer of 2021 and redshirted last season
- Has come a long way from last year, putting on 15 pounds of muscle
- Worked extremely hard on his jump shot and has become a reliable shooter from the perimeter

ETZLER IN 2022-23

- Scored his first collegiate points on a rebound and put-back in the win over Cincinnati (11/22) in Maui



POINTS

Season 3, vs. St. Francis (12/3/22)

REBOUNDS

Season 3, 2x (last: vs. St. Francis, 12/3/22)

ASSISTS

Season 1, vs. St. Francis (12/3/22)

STEALS

Season

BLOCKS

Season

FIELD GOALS

Season 1, 3x (last: vs. Maine, 12/21/22)

FG ATTEMPTS

Season 2, 2x (last: vs. Maine, 12/21/22)

3-PT FGS

Season 1, vs. St. Francis (12/3/22)

3-PT FG ATTS

Season 1, 5x (last: vs. Maine, 12/21/22)

FREE THROWS

Season

FT ATTEMPTS

Season

MINUTES

Season 8:25, vs. St. Francis (12/3/22)

2022-23 GAME-BY-GAME STATISTICS


Opponent	Date	GS	MIN	Total		3-Pointers		Free throws		Rebounds				PF	A	TO	BLK	STL	PTS	AVG
				FG-FGA	PCT	3FG-3FGA	PCT	FT-FTA	PCT	OFF	DEF	TOT	AVG							
Robert Morris	11/07/2022		04:22	0-1	.000	0-1	.000	0-0	.000	0	2	2	2.0	1	0	1	0	0	0	0.0
Charleston So.	11/10/2022		05:30	0-1	.000	0-1	.000	0-0	.000	0	3	3	2.5	1	0	1	0	0	0	0.0
Eastern Ill.	11/16/2022		03:57	0-1	.000	0-1	.000	0-0	.000	0	1	1	2.0	1	0	0	0	0	0	0.0
vs Cincinnati	11/22/2022		01:58	1-1	1.000	0-0	.000	0-0	.000	1	0	1	1.8	0	0	0	0	0	2	0.5
Saint Francis (PA)	12/03/2022		08:25	1-2	.500	1-1	1.000	0-0	.000	1	2	3	2.0	1	1	0	0	0	3	1.0
Maine	12/21/2022		03:50	1-2	.500	0-1	.000	0-0	.000	0	2	2	2.0	0	0	0	0	0	2	1.2
Alabama A&M	12/29/2022		01:46	0-0	.000	0-0	.000	0-0	.000	0	0	0	1.7	0	0	0	0	0	0	1.0
Totals		0	29:48	3-8	.375	1-5	.200	0-0	.000	2	10	12	1.7	4	1	2	0	0	7	1.0

Player Averages

Games Played	Minutes/game	Points/game	FG Pct	3FG Pct	FT Pct	Rebounds/game	Assists/game	Turnovers/game	Assist/Turnover ratio	Steals/game	Blocks/game
7	4.3	1.0	37.5	20.0	0.0	1.7	0.1	0.3	0.5	0.0	0.0

CAREER STATISTICS

				Field Goals		3-Point		F-Throws		Rebounds				Scoring						
SEASON	TEAM	GP-GS	MIN/AVG	FG-FGA	FG%	3FG-3FGA	3FG%	FT-FTA	FT%	OFF	DEF	TOT	AVG	PF-FO	A	TO	BLK	STL	PTS	AVG
2022-23	OSU	7-0	30/4.3	3-8	.375	1-5	.200	0-0	.000	2	10	12	1.7	4-0	1	2	0	0	7	1.0
TOTAL		7-0	30/4.3	3-8	.375	1-5	.200	0-0	.000	2	10	12	1.7	4-0	1	2	0	0	7	1.0



FELIX OKPARA

FRESHMAN
CENTER • 6-11 • 220
LAGOS, NIGERIA
HAMILTON HEIGHTS CHRISTIAN
ACADEMY / LINK ACADEMY

34

- A consensus four-star recruit and a Top-60 ranked player in the 2022 class
- A hungry player, who's worked extremely hard on his game since getting to campus
- Elite shot-blocker that will bring a defensive presence around the rim
- Is quicker and more agile than tradition 6-11 post players



POINTS

Season 10, 2x (last: vs. Maine, 12/21/22)

REBOUNDS

Season 12, vs. St. Francis (12/3/22)

ASSISTS

Season 2, 2x (last: vs. Purdue, 1/5/23)

STEALS

Season 4, vs. North Carolina (12/17/22)

BLOCKS

Season 3, 2x (last: vs. Iowa, 1/21/23)

FIELD GOALS

Season 5, vs. Maine (12/21/22)

FG ATTEMPTS

Season 7, 2x (last: vs. Maine, 12/21/22)

3-PT FGS

Season 1, vs. St. Francis (12/3/22)

3-PT FG ATTS

Season 1, vs. St. Francis (12/3/22)

FREE THROWS

Season 3, vs. St. Francis (12/3/22)

FT ATTEMPTS

Season 4, vs. Alabama A&M (12/29/22)

MINUTES

Season 30:10, vs. Purdue (1/5/23)

DOUBLE-DOUBLES (1)


Date	Team	Pts / Reb
12/3/22	St. Francis	10 / 12

2022-23 GAME-BY-GAME STATISTICS

Opponent	Date	GS	MIN	Total		3-Pointers		Free throws		Rebounds											
				FG-FGA	PCT	3FG-3FGA	PCT	FT-FTA	PCT	OFF	DEF	TOT	AVG	PF	A	TO	BLK	STL	PTS	AVG	
Robert Morris	11/07/2022		13:25	2-3	.667	0-0	.000	0-0	.000	0	2	2	2.0	2	0	0	1	0	4	4.0	
Charleston So.	11/10/2022		19:11	1-4	.250	0-0	.000	0-0	.000	1	3	4	3.0	2	0	0	1	1	2	3.0	
Eastern Ill.	11/16/2022		14:36	2-2	1.000	0-0	.000	0-0	.000	0	3	3	3.0	2	1	2	2	0	4	3.3	
vs San Diego St.	11/21/2022		11:45	2-2	1.000	0-0	.000	0-0	.000	1	1	2	2.8	0	0	1	1	0	4	3.5	
vs Cincinnati	11/22/2022		15:46	2-3	.667	0-0	.000	0-0	.000	2	1	3	2.8	1	0	1	2	0	4	3.6	
vs Texas Tech	11/23/2022		09:26	1-1	1.000	0-0	.000	0-0	.000	0	3	3	2.8	1	0	1	0	0	2	3.3	
at Duke	11/30/2022		07:03	0-1	.000	0-0	.000	2-2	1.000	2	2	4	3.0	1	0	1	0	0	2	3.1	
Saint Francis (PA)	12/03/2022		16:09	3-7	.429	1-1	1.000	3-3	1.000	6	6	12	4.1	1	1	1	1	2	10	4.0	
Rutgers	12/08/2022		07:01	0-0	.000	0-0	.000	1-2	.500	0	2	2	3.9	2	0	0	0	0	1	3.7	
vs North Carolina	12/17/2022		11:51	2-2	1.000	0-0	.000	0-0	.000	1	2	3	3.8	5	2	0	2	4	4	3.7	
Maine	12/21/2022		13:24	5-7	.714	0-0	.000	0-0	.000	3	1	4	3.8	2	0	0	1	0	10	4.3	
Alabama A&M	12/29/2022		12:28	1-2	.500	0-0	.000	2-4	.500	2	2	4	3.8	0	0	1	0	1	4	4.3	
at Northwestern	01/01/2023		11:22	0-0	.000	0-0	.000	0-0	.000	0	3	3	3.8	0	0	0	2	0	0	3.9	
Purdue	01/05/2023		30:10	2-5	.400	0-0	.000	1-2	.500	3	2	5	3.9	2	2	0	3	0	5	4.0	
at Maryland	01/08/2023	*	12:22	1-2	.500	0-0	.000	0-0	.000	0	0	0	3.6	3	0	0	0	0	2	3.9	
Minnesota	01/12/2023		06:31	0-0	.000	0-0	.000	0-0	.000	0	2	2	3.5	1	0	0	2	1	0	3.6	
at Rutgers	01/15/2023	*	15:59	2-4	.500	0-0	.000	0-0	.000	2	3	5	3.6	2	0	0	2	0	4	3.6	
at Nebraska	01/18/2023		05:07	0-0	.000	0-0	.000	0-0	.000	0	1	1	3.4	1	0	0	0	0	0	3.4	
Iowa	01/21/2023		11:45	3-4	.750	0-0	.000	0-0	.000	2	0	2	3.4	3	0	0	3	0	6	3.6	
at Illinois	01/24/2023		12:33	0-0	.000	0-0	.000	0-0	.000	0	1	1	3.3	0	0	0	1	0	0	3.4	
at Indiana	01/28/2023		14:33	4-5	.800	0-0	.000	0-3	.000	1	3	4	3.3	1	0	2	1	0	8	3.6	
Totals		2	272:27	33-54	.611	1-1	1.000	9-16	.563	26	43	69	3.3	32	6	10	25	9	76	3.6	

CAREER STATISTICS

				Field Goals		3-Point		F-Throws		Rebounds									Scoring	
SEASON	TEAM	GP-GS	MIN/AVG	FG-FGA	FG%	3FG-3FGA	3FG%	FT-FTA	FT%	OFF	DEF	TOT	AVG	PF-FO	A	TO	BLK	STL	PTS	AVG
2022-23	OSU	21-2	272/13.0	33-54	.611	1-1	1.000	9-16	.563	26	43	69	3.3	32-1	6	10	25	9	76	3.6
TOTAL		21-2	272/13.0	33-54	.611	1-1	1.000	9-16	.563	26	43	69	3.3	32-1	6	10	25	9	76	3.6



COLBY BAUMANN

FRESHMAN
GUARD • 6-3 • 185
HOUSTON, TEXAS
IMG ACADEMY

42

- One of two walk-ons on the roster
- Did a post-graduate year at IMG Academy in 2021-22 before joining the program
- Is a hard worker who models his game after Kobe Bryant
- Brings a defensive presence on the perimeter

BAUMANN IN 2022-23



POINTS

Season

REBOUNDS

Season 1, 3x (last: vs. Ala. A&M, 12/29/22)

ASSISTS

Season 1, vs. Alabama A&M (12/29/22)

STEALS

Season

BLOCKS

Season

FIELD GOALS

Season

FG ATTEMPTS

Season 1, 2x (last: vs. Ala. A&M, 12/29/22)

3-PT FGS

Season

3-PT FG ATTS

Season 1, vs. Alabama A&M (12/29/22)

FREE THROWS

Season

FT ATTEMPTS

Season

MINUTES

Season 2:33, vs. Robert Morris (11/7/22)

2022-23 GAME-BY-GAME STATISTICS


Opponent	Date	GS	MIN	Total		3-Pointers		Free throws		Rebounds				PF	A	TO	BLK	STL	PTS	
				FG-FGA	PCT	3FG-3FGA	PCT	FT-FTA	PCT	OFF	DEF	TOT	AVG						PTS	AVG
Robert Morris	11/07/2022		02:33	0-0	.000	0-0	.000	0-0	.000	1	0	1	1.0	0	0	0	0	0	0.0	
Saint Francis (PA)	12/03/2022		02:13	0-1	.000	0-0	.000	0-0	.000	0	1	1	1.0	0	0	1	0	0	0.0	
Alabama A&M	12/29/2022		01:12	0-1	.000	0-1	.000	0-0	.000	1	0	1	1.0	0	1	0	0	0	0.0	
Totals		0	05:58	0-2	.000	0-1	.000	0-0	.000	2	1	3	1.0	0	1	1	0	0	0.0	

Player Averages

Games Played	Minutes/ game	Points/ game	FG Pct	3FG Pct	FT Pct	Rebounds/ game	Assists/ game	Turnovers/ game	Assist/Turnover ratio	Steals/ game	Blocks/ game
3	2.0	0.0	0.0	0.0	0.0	1.0	0.3	0.3	1.0	0.0	0.0

CAREER STATISTICS

				Field Goals		3-Point		F-Throws		Rebounds										Scoring	
SEASON	TEAM	GP-GS	MIN/AVG	FG-FGA	FG%	3FG-3FGA	3FG%	FT-FTA	FT%	OFF	DEF	TOT	AVG	PF-FO	A	TO	BLK	STL	PTS	AVG	
2022-23	OSU	3-0	6/2.0	0-2	.000	0-1	.000	0-0	.000	2	1	3	1.0	0-0	1	1	0	0	0	0.0	
TOTAL		3-0	6/2.0	0-2	.000	0-1	.000	0-0	.000	2	1	3	1.0	0-0	1	1	0	0	0	0.0	



OWEN SPENCER

JUNIOR
FORWARD • 6-9 • 215
CINCINNATI, OHIO
TURPIN / CITADEL

44

- One of two walk-ons on the roster
- Appeared in 23 games over the last two seasons at The Citadel
- Ohio native who returned to his home state to pursue a medical degree and someday would like to be a heart surgeon

SPENCER IN 2022-23

- Had a rebound and put-back for his first points as a Buckeye vs. Charleston Southern (11/10)
- Was put on scholarship following the game against Iowa (1/21)



POINTS

Season 2, vs. Charleston So. (11/10/22)
Career 7, vs. Toccoa Falls (12/5/20)

REBOUNDS

Season 4, vs. St. Francis (12/3/22)
Career 5, 3x (last: vs. Chattanooga, 1/29/22)

ASSISTS

Season 1, vs. Maine (12/21/22)
Career 1, 7x (last: vs. Maine, 12/21/22)

STEALS

Season
Career 1, at Duke (11/22/21)

BLOCKS

Season
Career 2, 2x (at Duke, 11/22/21)

FIELD GOALS

Season 1, vs. Charleston So. (11/10/22)
Career 3, vs. Toccoa Falls (12/5/20)

FG ATTEMPTS

Season 3, vs. St. Francis (12/3/22)
Career 7, vs. Toccoa Falls (12/5/20)

3-PT FGS

Season -
Career -

3-PT FG ATTS

Season -
Career 1, 2x (last: at UNC Asheville, 12/1/20)

FREE THROWS

Season 1, vs. Alabama A&M (12/29/22)
Career 3, vs. Chattanooga (1/29/22)

FT ATTEMPTS

Season 2, vs. Alabama A&M (12/29/22)
Career 4, vs. Chattanooga (1/29/22)

MINUTES

Season 3:32, vs. Charleston So. (11/10/22)
Career 21:48, vs. Carver (12/9/20)

2022-23 GAME-BY-GAME STATISTICS

Opponent	Date	GS	MIN	Total		3-Pointers		Free throws		Rebounds				PF		A		TO		BLK		STL		PTS		AVG
				FG-FGA	PCT	3FG-3FGA	PCT	FT-FTA	PCT	OFF	DEF	TOT	AVG	PF	A	TO	BLK	STL	PTS							
Robert Morris	11/07/2022		02:33	0-1	.000	0-0	.000	0-0	.000	1	0	1	1.0	0	0	1	0	0	0	0	0	0	0	0.0		
Charleston So.	11/10/2022		03:32	1-2	.500	0-0	.000	0-0	.000	1	1	2	1.5	0	0	0	0	0	2	1.0						
Saint Francis (PA)	12/03/2022		02:13	0-3	.000	0-0	.000	0-0	.000	3	1	4	2.3	0	0	0	0	0	0	0	0	0	0.7			
Maine	12/21/2022		03:01	0-0	.000	0-0	.000	0-0	.000	0	0	0	1.8	0	1	0	0	0	0	0	0	0	0.5			
Alabama A&M	12/29/2022		01:12	0-0	.000	0-0	.000	1-2	.500	0	0	0	1.4	0	0	0	0	0	0	0	1	0.6				
Totals		0	12:31	1-6	.167	0-0	.000	1-2	.500	5	2	7	1.4	0	1	1	0	0	3	0.6						

Player Averages

Games Played	Minutes/game	Points/game	FG Pct	3FG Pct	FT Pct	Rebounds/game	Assists/game	Turnovers/game	Assist/Turnover ratio	Steals/game	Blocks/game
5	2.5	0.6	16.7	0.0	50.0	1.4	0.2	0.2	1.0	0.0	0.0

CAREER STATISTICS

				Field Goals		3-Point		F-Throws		Rebounds									Scoring	
SEASON	TEAM	GP-GS	MIN/AVG	FG-FGA	FG%	3FG-3FGA	3FG%	FT-FTA	FT%	OFF	DEF	TOT	AVG	PF-FO	A	TO	BLK	STL	PTS	AVG
2020-21	Cit	11-0	88/8.0	5-17	.294	0-0	.000	1-4	.250	6	14	20	1.8	8-0	2	3	3	0	11	1.0
2021-22	Cit	12-0	88/7.3	2-8	.250	0-4	.000	5-9	.556	5	16	21	1.8	13-0	4	3	2	1	9	0.8
2022-23	OSU	5-0	13/2.5	1-6	.167	0-0	.000	1-2	.500	5	2	7	1.4	0-0	1	1	0	0	3	0.6
TOTAL FOR OSU		5-0	13/2.5	1-6	.167	0-0	.000	1-2	.500	5	2	7	1.4	0-0	1	1	0	0	3	0.6
TOTAL		28-0	189/6.7	8-31	.258	0-4	.000	7-15	.467	16	32	48	1.7	21-0	7	7	5	1	23	0.8