



WISCONSIN BASKETBALL

26 NCAA TOURNAMENT APPEARANCES | 4 FINAL FOURS | 23 BIG TEN CHAMPIONSHIPS | 22 CONSENSUS ALL-AMERICANS

GAME NOTES
GAME 10

GAME TEN

WISCONSIN BADGERS #23

7-2, 0-0 BIG TEN



Head Coach: Greg Gard
Record at Wisconsin: 171-95 (9th season)
Overall Record: Same
Gard vs. Arizona: First meeting

VS

ARIZONA WILDCATS #1

7-0, 0-0 PAC-12



Head Coach: Tommy Lloyd
Record at Arizona: 68-11 (3rd season)
Overall Record: Same
Lloyd vs. Wisconsin: First meeting

SATURDAY, DEC. 9 | 2:15 PM (CT) | ESPN | TUCSON, ARIZ. | MCKALE MEMORIAL CENTER (14,655)

BADGERS TAKE SIX-GAME WIN STREAK TO NO. 1 ARIZONA

- Winners of 6 straight, Wisconsin travels to Tucson, Ariz. to take on #1 Arizona on Saturday. The Badgers are 4-1 against the Wildcats since 2000, with 4 of those meetings coming in the NCAA tournament.
- Up next, UW opens a 4-game homestand with Jacksonville State on Dec. 14.

FAST BREAK FACTS

- Wisconsin enters the weekend ranked #11 according to KenPom.com and is 1 of just 9 teams with a top-25 offense (15) and defense (22).
- UW joins Kansas and Purdue as the nation's only teams with 3 wins over teams ranked in the KenPom top 30 (Marquette, Virginia, Mich. St.). The Badgers never trailed in any of those 3 wins.
- Wisconsin is 2-1 against the AP Top 25 this season and owns a 3-1 record away from home.
- Wisconsin knocked off #3 Marquette, 75-64, notching its 11th top-10 win – and 7th top-5 win – under head coach Greg Gard. In the Big Ten, only Michigan State (8) has more top-5 wins during the Gard era (since 2015-16).
- Wisconsin has won 6 straight games by an average of 14.7 ppg. During the streak, UW is allowing just 56.7 ppg, out-rebounding opponents by 11.2 rpg, pulling in 12.8 offensive boards per game and out-scoring teams by 9.7 ppg in the paint.
- During its 6-game win streak, UW has trailed for a total of just 37:39 of 240:00 and 35:03 of that came in the comeback win over SMU.
- Over the last three seasons, UW is 16-9 in true road games, joining Miami (17), UCLA (17) and Arizona (16) as the only major conference teams with at least 16 road wins since 2021-22.
- Since Greg Gard took over on Dec. 23, 2015, UW has recorded 48 true road wins, the 5th-most among all major conference teams, trailing only Villanova (58), UVA (57), KU (55) and Arizona (50).
- Wisconsin is averaging 73.9 ppg and shooting 45.8% from the field. Those numbers are up from 65.3 ppg and 41.4% shooting last season. (pg 5)
- The Badgers are 4-19 all-time against the No. 1 team in the nation, but have never beaten No. 1 on the road. Wisconsin has won 3 of its last 4 games against No. 1, knocking off Villanova in the 2018 NCAA Tournament, Kentucky in the 2015 NCAA Tournament and splitting two meetings with Ohio State in 2011.
- Last season, Wisconsin owned a -3.4 overall margin on the glass. Through 9 games this year, Wisconsin is +7.2 on the glass. (pg 5)
- The Badgers out-rebound Marquette and Michigan State by a combined margin of 74-45.
- Wisconsin has appeared in 22 of the last 24 NCAA tournaments, 1 of just 5 schools who can make that claim.
- Since 2002, UW has won 6 Big Ten regular-season championships (including 2 under head coach Greg Gard), matching MSU (6) for most titles during that span.
- Junior **Steven Crowl** has filled the box score this season, ranking second on the team in scoring (12.2 ppg) and assists (2.3 apg), while leading the team in rebounding (7.7 rpg), FG Pct. (.606) and 3FG Pct. (.778).
- Sophomore **AJ Storr** is coming off a 22-point game at Michigan State leads UW with 14.2 ppg. He also leads the B1G shooting 92.3% (24-26) at the FT line.



Through 9 games this season, 6 different Badgers have led the team scoring in a game. UW has had four players score in double figures in 6 of 9 games.

WISCONSIN'S POTENTIAL STARTING FIVE



GUARD

23 Chucky Hepburn

- 10.1 PPG, 3.0 RPG, 3.7 APG
- Honorable Mention All-B1G
 - 2.01 career ast-to-TO ratio
 - Starts in all 77 games played



GUARD

11 Max Klesmit

- 7.9 PPG, 1.7 RPG, 0.7 APG
- Started in all 42 games he's played at UW (25 straight)
 - In 4 NIT games, averaged 10.8 ppg shooting 48.1% FG



GUARD

2 AJ Storr

- 14.2 PPG, 3.1 RPG, 0.9 APG
- Double-figure scoring in 7 of his first 9 games at Wisconsin
 - BIG EAST All-Freshman Team



FORWARD

5 Tyler Wahl

- 10.6 PPG, 5.9 RPG, 1.1 APG
- Preseason watch list for the Julius Erving SF of the Year
 - 135 games played (94 starts)



FORWARD

22 Steven Crowl

- 12.2 PPG, 7.7 RPG, 2.3 APG
- Has two double-doubles this season (six in his career)
 - 1 of 4 major conference 7-footers averaging 2.0+ apg

2023-24 SCHEDULE

Nov. 6	ARKANSAS STATE	W, 105-76
Nov. 10	TENNESSEE [9]	L, 70-80
Nov. 14	at Providence^	L, 59-72
Nov. 17	ROBERT MORRIS	W, 78-68

FORT MYERS TIP-OFF (Fort Myers, FL)		
Nov. 20	vs. Virginia [24]	W, 65-41
Nov. 22	vs. SMU	W, 69-61

Nov. 27	WESTERN ILLINOIS	W, 71-49
Dec. 2	MARQUETTE [3]	W, 75-64
Dec. 5	at Michigan State [RV]	W, 70-57
Dec. 9	at Arizona [1]	2:15 PM
Dec. 14	JACKSONVILLE STATE	7 PM
Dec. 22	CHICAGO STATE	7 PM
Jan. 2	IOWA	6 PM
Jan. 6	NEBRASKA [RV]	1:15 PM
Jan. 10	at Ohio State [RV]	7:30 PM
Jan. 13	NORTHWESTERN [RV]	11 AM
Jan. 16	at Penn State	8 PM
Jan. 19	INDIANA	7:30 PM
Jan. 23	at Minnesota	6 PM
Jan. 26	MICHIGAN STATE [RV]	7 PM
Feb. 1	at Nebraska	7:30 PM
Feb. 4	PURDUE [4]	Noon
Feb. 7	at Michigan	6 PM
Feb. 10	at Rutgers	11 AM
Feb. 13	OHIO STATE [RV]	8 PM
Feb. 17	at Iowa	1:15 PM
Feb. 20	MARYLAND	8 PM
Feb. 27	at Indiana	6 PM
March 2	ILLINOIS [20]	Noon
March 7	RUTGERS	6 PM
March 10	at Purdue [4]	11:30 AM

BIG TEN TOURNAMENT (Minneapolis, MN)
March 13-17 at Target Center

^ Gavitt Tipoff Games
Home games in **BOLD CAPS**

FOLLOW THE #BADGERS

TV: ESPN

Play-by-Play:	Dave Pasch
Analyst:	Jay Bilas

RADIO: BADGER SPORTS NETWORK

Varsity Network App Satellite: Sirius/XM 389	
Play-by-Play:	Matt Lepay
Analyst:	Brian Butch

SOCIAL MEDIA: #ONWISCONSIN

X/Twitter:	@BadgerMBB
Instagram:	@badgermbb
Facebook:	/WisconsinMensBasketball

SERIES HISTORY

WISCONSIN VS. ARIZONA

Overall: Wisconsin leads, 5-2
In Tucson: Wisconsin trails, 0-1
Current Streak: Wisconsin has won last 3
Last Meeting: Wisconsin 85, Arizona 78
March 28, 2015 (Los Angeles, Calif.)

BASKETBALL COMMUNICATIONS**GENERAL INFORMATION**

- 1440 Monroe Street, Madison, WI 53711
- www.UWBadgers.com

BRANDON HARRISON
ASSISTANT DIRECTOR OF
BRAND COMMUNICATIONS

Primary Contact, SID

Phone: (608) 279-8653

Email: BAH@athletics.wisc.edu

X/Twitter: @BrandonHarrison


PATRICK HERB
DIRECTOR OF COMMUNICATIONS

Phone: (608) 957-2085

Email: PAH@athletics.wisc.edu

X/Twitter: @PatrickHerb

**MEDIA RESOURCES****CREDENTIAL APPLICATIONS**

- www.sportssystem.com/Wisconsin

BIG TEN MEDIA EMAIL LIST

- office.bigten.org/media

WISCONSIN BASKETBALL RECORD BOOK

- www.go.wisc.edu/MBBRecordBook

WIRELESS INTERNET ACCESS (CAMP RANDALL)

- BadgerWiFi (connect and register with email address)

LIVE STATS - STATBROADCAST (KOHL CENTER)

- Wisconsin.StatBroadcast.com
(password: buckybadger)

OFFICIAL SOCIAL MEDIA CHANNELS

- Twitter: @BadgerMBB
- Instagram: @BadgerMBB
- Facebook: /WisconsinMensBasketball
- YouTube: /WisconsinBadgers

RADIO

- Badger Radio Network

MATT LEPAY*The Voice of the Badgers (PxP)*




Address: P.O. Box 99

Madison, WI 53701

Phone: 608-274-5450

Credentials: 2023-24 Wisconsin men's basketball season/game credentials must be requested online: www.sportssystem.com/Wisconsin

For more info/questions, contact **Brandon Harrison** with questions (608-279-8653). Approved credentials will be either mailed or made available at the Brand Communications Office or with the parking attendant (white vehicle) at the entrance to Lot 46 on Frances Street, one block north of the Kohl Center

**GUARD****2 AJ Storr**Sophomore, 6-7, 205
Rockford, Ill.**GUARD****3 Connor Essegian**Sophomore, 6-4, 195
Fort Wayne, Ind.**GUARD****4 Kamari McGee**Junior, 6-7, 180
Racine, Wis.**FORWARD****5 Tyler Wahl**Grad Student, 6-9, 225
Lakeville, Minn.**GUARD****10 Isaac Lindsey**Junior, 6-4, 185
Mineral Point, Wis.**GUARD****11 Max Klesmit**Junior, 6-4, 200
Neenah, Wis.**GUARD****12 Luke Haertle**R-Freshman, 6-4, 215
Hartland, Wis.**FORWARD****14 Carter Gilmore**Junior, 6-7, 232
Hartland, Wis.**GUARD****15 Isaac Gard**Sophomore, 6-2, 165
Oregon, Wis.**FORWARD****21 Chris Hodges**Sophomore, 6-9, 250
Schaumburg, Ill.**FORWARD****22 Steven Crowl**Junior, 7-0, 247
Eagan, Minn.**GUARD****23 Chucky Hepburn**Junior, 6-2, 195
Omaha, Neb.**GUARD****25 John Blackwell**Junior, 6-4, 194
Bloomfield Hills, Mich.**GUARD****30 Ross Candelino**Junior, 6-5, 195
Jacksonville, Fla.**FORWARD****31 Nolan Winter**Freshman, 6-11, 220
Lakeville, Minn.**GUARD****33 Jack Janicki**Freshman, 6-5, 190
White Bear Lake, Minn.**FORWARD****34 Gus Yalden**Junior, 6-9, 245
Appleton, Wis.**FORWARD****35 Markus Ilver**Junior, 6-9, 225
Tallinn, Estonia**HEAD COACH****Greg Gard**

9th season at Wisconsin

**ASSOC. HEAD COACH****Joe Krabbenhoft**

8th season at Wisconsin

**ASSISTANT COACH****Dean Oliver**


7th season at Wisconsin

**ASSISTANT COACH****Sharif Chambliss**

3rd season at Wisconsin

**STRENGTH COACH****Jim Snider**

19th season at Wisconsin

**ATHLETIC TRAINER****Brent Neuhardt**

5th season at Wisconsin

#	NAME	POS	HT	WT	YR/ELIG	HOMETOWN (HS/LAST SCHOOL)	PRONUNCIATION
2	AJ Storr	G	6-7	205	2nd / So.	Rockford, Ill. (St. John's)	STORE
3	Connor Essegian*	G	6-4	195	2nd / So.	Fort Wayne, Ind. (Central Noble)	eh-SEE-gin
4	Kamari McGee*	G	6-0	180	3rd / Jr.	Racine, Wis. (Racine St. Catherine's)	cuh-MAR-ee
5	Tyler Wahl****	F	6-9	225	5th / Gr.	Lakeville, Minn. (North)	WALL
10	Isaac Lindsey**	G	6-4	185	4th / Jr.	Mineral Point, Wis. (UNLV)	LIN-zee
11	Max Klesmit*	G	6-4	200	4th / Jr.	Neenah, Wis. (Neenah)	KLEZ-mitt
12	Luke Haertle	G	6-4	215	2nd / R-Fr.	Hartland, Wis. (Lake Country Lutheran)	(rhymes with turtle)
14	Carter Gilmore***	F	6-7	232	4th / Jr.	Hartland, Wis. (Arrowhead)	
15	Isaac Gard*	G	6-2	165	2nd / So.	Oregon, Wis. (Oregon)	
21	Chris Hodges*	F	6-9	250	3rd / So.	Schaumburg, Ill. (Schaumburg)	
22	Steven Crowl***	F	7-0	247	4th / Jr.	Eagan, Minn. (Eastview)	(rhymes with growl)
23	Chucky Hepburn*	G	6-2	195	3rd / Jr.	Omaha, Neb. (Bellevue West)	
25	John Blackwell	G	6-4	194	1st / Fr.	Highland Park, Mich. (Brother Rice)	
30	Ross Candelino	G	6-5	195	2nd / So.	Jacksonville, Fla. (Ponte Vedra)	can-deh-LEE-no
31	Nolan Winter	F	6-11	220	1st / Fr.	Lakeville, Minn. (Lakeville North)	
33	Jack Janicki	G	6-5	190	1st / Fr.	White Bear Lake, Minn. (White Bear Lake)	juh-NICKI
34	Gus Yalden	F	6-9	245	1st / Fr.	Appleton, Wis. (La Lumiere [Ind.])	y'ALL-den
35	Markus Ilver*	F	6-9	225	3rd / Jr.	Tallinn, Estonia (Western Reserve Academy)	ILL-ver

CHARTING THE BADGERS

CAREER GAMES PLAYED

	Games	Starts	Cons.	Starts
Tyler Wahl	135	94		28
Max Klesmit	92	75		25
UW total	42	42		25
Steven Crowl	89	77		77
Chucky Hepburn	77	77		77
Carter Gilmore	74	3		0
Kamari McGee	71	27		0
UW total	38	0		0
Connor Essegian	44	18		0
AJ Storr	42	26		26
UW total	9	9		9
Isaac Lindsey	35	0		0
Markus Ilver	34	0		0
Chris Hodges	17	0		0
John Blackwell	9	0		0
Nolan Winter	9	0		0
Isaac Gard	8	0		0
Ross Candelino	5	0		0
Luke Haertle	4	0		0

DOUBLE-DIGIT POINTS

	Career	'23-24	Cons.
Max Klesmit	48 (29-19)	3 (3-0)	0
UW total	16 (9-7)	3 (3-0)	0
Tyler Wahl	48 (35-13)	5 (4-1)	0
Chucky Hepburn	41 (31-10)	5 (4-1)	0
Steven Crowl	38 (30-8)	6 (5-1)	3
Connor Essegian	24 (14-10)	0 (0-0)	0
Kamari McGee	16 (2-14)	0 (0-0)	0
UW total	0 (0-0)	0 (0-0)	0
AJ Storr	21 (14-7)	7 (5-2)	4
UW total	7 (5-2)	7 (5-2)	4
John Blackwell	6 (5-1)	6 (5-1)	1

20-POINT SCORING GAMES

	Career	'23-24	Cons.
Max Klesmit	8 (5-3)	1 (1-0)	0
UW total	1 (1-0)	1 (1-0)	0
Tyler Wahl	6 (4-2)	0 (0-0)	0
Steven Crowl	7 (6-1)	0 (0-0)	0
Kamari McGee	5 (0-5)	0 (0-0)	0
Chucky Hepburn	5 (3-2)	1 (1-0)	0
Connor Essegian	2 (1-1)	0 (0-0)	0
AJ Storr	4 (1-3)	2 (1-1)	1
UW total	2 (1-1)	2 (1-1)	1

30-POINT SCORING GAMES

	Career	'23-24	Cons.
Steven Crowl	1 (1-0)	0 (0-0)	0

DOUBLE-DIGIT REBOUNDS

	Career	'23-24	Cons.
Tyler Wahl	13 (8-5)	1 (1-0)	0
Steven Crowl	9 (7-2)	2 (2-0)	0
Connor Essegian	1 (0-1)	0 (0-0)	0

DOUBLE-DIGIT ASSISTS

	Career	'23-24	Cons.
No Active Players	--	--	--

DOUBLE-DOUBLES

	Career	'23-24	Cons.
Tyler Wahl	9 (5-4)	0 (0-0)	0
Steven Crowl	6 (5-1)	2 (2-0)	0
Connor Essegian	1 (0-1)	0 (0-0)	0

LAST TIME OUT

#23 WISCONSIN 70, MICHIGAN STATE 57

Dec. 5 | Breslin Events Center | East Lansing, Mich.

- Wisconsin won its second consecutive game in wire-to-wire fashion, claiming a 70-57 victory at Michigan State on Tuesday.
- The Badgers claimed their third-consecutive win at Michigan State for the first time in the history of the Breslin Center and the first time in the overall series since winning 3 straight at MSU's Jenison Field House from 1961-63.
- UW won its sixth-straight Big Ten opener. UW has now won 19 of its last 21 Big Ten lid lifters.
- UW connected on a season-high 10 3FGs (10-23) and went a perfect 14-for-14 at the FT line.
- Wisconsin out-rebounded Michigan State, 36-22 (11-5 on O-Reb). UW out-rebounded the Spartans for the first time since a 32-23 edge on March 13, 2015 and owned its largest rebounding margin vs. MSU since at least 1994.
- **A.J. Storr** matched his UW high with 22 points (4-6 3FGs) and **Steven Crowl** finished with a season-high 18 points (4-4 3FGs).

SERIES VS. ARIZONA

Saturday's game will mark the 8th all-time meeting between Wisconsin and Arizona in a series that has had some big-time matchups as of late.

- Wisconsin is 5-2 all-time against Arizona, winning 5 of the last 6 meetings. In all, 4 of the 7 meetings have come in the NCAA tournament.
- UW and UA will be meeting for the first time since squaring off in back-to-back years in the 2014 Elite Eight and the 2015 Elite Eight.
 - In 2014, #2 seeded Wisconsin, pulled out a 64-63 overtime win over #1 Arizona in Anaheim to help Bo Ryan advance to his first Final Four. Frank Kaminsky scored 28 points with 11 rebounds.
 - The following season, the seeds were flipped with #1 Wisconsin claiming an 85-78 win over #2 Arizona in Los Angeles to advance to the 2015 Final Four. Kaminsky (29) and Sam Dekker (27) combined for 56 points.
- The two teams also met in the 2000 NCAA Tournament Second Round, when #8 seed Wisconsin stunned #1 Arizona, 66-59, on its way to the Final Four.
 - The Wildcats would get some revenge with a 94-75 win in the opening round of the 2006 NCAA Tournament.
- Head coaches Greg Gard and Tommy Lloyd have only crossed paths once on the court when both were assistant coaches for Gonzaga's 74-61 win over Wisconsin in the semifinals of the 2009 Maui Invitational. Coincidentally, the game came one day after the Badgers defeated Arizona, 65-61, in the opening round.
- The Badgers have only played at Arizona once, suffering a 51-46 loss in the series' first meeting on Dec. 3, 1962 at Bear Down Gym.
- Wisconsin did win a pair of games at the McKale Center during the 2011 NCAA Tournament, knocking off Belmont, 72-58, and Kansas State, 70-65, to advance to the Sweet 16.

HISTORY VS. ARIZONA

- Overall: WIS leads, 5-2
- In Tucson: 0-1
- Active Streak: WIS won last 3



ALL-TIME MEETINGS

Date	Rank ^(UW/OPP)	Result	Score	Location
12/3/62	--/--	L	46-51	Tucson, AZ
12/30/66	--/--	W	104-77	Los Angeles
3/18/00	--/4	W	66-59^	Salt Lake City
3/17/06	--/--	L	75-94^	Philadelphia
11/23/09	--/--	W	65-61	Maui, HA
3/29/14	12/4	W	64-63ot^	Anaheim, CA
3/28/15	3/5	W	85-78^	Los Angeles

^ NCAA Tournament

LAST GAME VS. ARIZONA

#3 WISCONSIN 85, #5 ARIZONA 78

March 28, 2015 | NCAA West Regional

- Top-seeded Wisconsin advanced to the 2015 Final Four by downing #2 seeded Arizona, 85-78, in the 2015 NCAA Tournament West Regional Final for the second-straight year.
- Trailing by 3 at half, the Badgers shot a blistering 78.9% from the field in the second half (10-for-12 3FG). UW's 10 3FGs in the second half vs. Arizona tied for 3rd-most in a half in school history.
- For the game, both Wisconsin's 55.6% field goal shooting and 66.7% 3-point shooting marks set school records for an NCAA tournament game.
- UW scored a season-high 55 points in the second half, the 2nd-most points scored by UW in a half of an NCAA tournament game.
- Arizona climbed within 5 points twice in the final 2:00, but both times Dekker responded with a 3FG en route to West Regional MOP honors.
- **Sam Dekker** went 5-for-5 from beyond the arc and scored 20 points in the second half en route to a career-high 27. Dekker set school records for best field goal shooting (72.7%) and 3-point shooting (83.3%) in an NCAA tournament game.
- **Frank Kaminsky** put up 29 points, the second-highest total of his career and the second-best mark by a UW player in the NCAA tournament.
- **Josh Gasser** finished with 10 points (2-3 3FGs), 2 rebounds, 2 assists and 2 steals.
- Arizona had 5 players score in double figures led by 17 from Rondae Hollis-Jefferson and Brandon Ashley. Kaleb Tarczewski finished with 11 points and 20 rebounds.

CHARTING THE BADGERS

LED UW IN SCORING

	2023-24	Career
Steven Crowl	2 (2-0)	13 (12-1)
Chucky Hepburn	2 (2-0)	13 (7-6)
Tyler Wahl	2 (2-0)	12 (9-3)
Connor Essegian	0 (0-0)	7 (4-3)
AJ Storr	4 (2-2)	4 (2-2)
Max Klesmit	1 (1-0)	3 (2-1)
John Blackwell	1 (1-0)	1 (1-0)

LED UW IN REBOUNDS

	2023-24	Career
Tyler Wahl	2 (2-0)	33 (23-10)
Steven Crowl	6 (4-2)	30 (19-11)
Connor Essegian	0 (0-0)	2 (0-2)
John Blackwell	1 (1-0)	1 (1-0)
Nolan Winter	1 (1-0)	1 (1-0)
Isaac Lindsey	0 (0-0)	1 (0-1)
Max Klesmit	0 (0-0)	1 (0-1)

LED UW IN ASSISTS

	2023-24	Career
Chucky Hepburn	5 (5-0)	39 (26-13)
Tyler Wahl	0 (0-0)	23 (17-6)
Steven Crowl	3 (2-1)	20 (14-6)
Max Klesmit	1 (0-1)	3 (1-2)
John Blackwell	1 (1-0)	1 (1-0)
Connor Essegian	0 (0-0)	1 (1-0)
Carter Gilmore	0 (0-0)	1 (0-1)

LED UW IN MINUTES

	2023-24	Career
Chucky Hepburn	5 (4-1)	18 (12-6)
Tyler Wahl	0 (0-0)	14 (9-5)
Max Klesmit	2 (2-0)	11 (9-2)
Steven Crowl	1 (1-0)	6 (2-4)
Connor Essegian	0 (0-0)	3 (1-2)
Carter Gilmore	0 (0-0)	1 (0-1)
AJ Storr	1 (0-1)	1 (0-1)

Record in those contests in parentheses

2023-24 LINEUP RECORD

Hepburn, Klesmit, Storr, Wahl, Crowl.....7-2

ACTIVE WIN/LOSS STREAKS

Overall.....	Won 6
Vs. Unranked teams (AP).....	Won 4
Vs. Ranked teams (AP).....	Won 2
At Home.....	Won 3
At Home vs. Big Ten.....	Lost 1
At Home vs. ranked Big Ten.....	Lost 1
At Home vs. unranked Big Ten.....	Won 2
At Home vs. non-conference.....	Won 3
At Home vs. ranked opp.....	Won 1
On Road.....	Won 1
On Road vs. Big Ten.....	Won 2
On Road vs. ranked opp.....	Won 1
On Road vs. unranked opp.....	Won 1
Neutral.....	Won 2
Neutral vs. ranked opp.....	Won 1
Neutral vs. unranked opp.....	Won 1

ROAD WARRIORS

When Wisconsin claimed a 70-57 win at Michigan State on Tuesday it marked just the latest big road win under head coach Greg Gard.

- In 9 seasons under Gard, Wisconsin has gone 48-44 (.522) overall.
- Those 48 road wins trailing only Villanova (58), Virginia (57), Kansas (55) and Arizona (50) among major conference teams.
- Over the last three seasons, UW is 16-9 in true road games, joining Miami (17), UCLA (17) and Arizona (16) as the only major conference teams with at least 16 road wins since 2021-22.

- Wisconsin has gone 42-35 (.545) on the road in Big Ten play during the Gard era. The Badgers trail only Purdue for highest conference road win percentage over that span:

Best Win Pct. in BIG Road Games (Since 2015-16)

Team	Pct.	W-L
1. Purdue	.551	43-35
2. Wisconsin	.545	42-35
3. Michigan State	.520	39-36
4. Michigan	.473	35-39

- Gard is also 6th overall among active "major conference" coaches in the nation (min. 70 games) during that span.

Best Win Pct. in Conf. Road Games, Active Major Conf. Coaches, Since 2015-16 (min. 70 games)

Coach (School)	Pct.	Record
Tony Bennett (Virginia)	.667	50-25
Bill Self (Kansas)	.639	46-26
Scott Drew (Baylor)	.606	43-28
John Calipari (Kentucky)	.597	43-29
Matt Painter (Purdue)	.551	43-35
Greg Gard (Wisconsin)	.539	41-35
Dana Altman (Oregon)	.527	39-35
Tom Izzo (Michigan State)	.520	39-36
Greg McDermott (Creighton)	.500	38-37

- With Tuesday's win at Michigan State, the Badgers became just the third Big Ten team to win 3 straight at the Breslin Center, joining Purdue (4 in a row from 1993-98) and Michigan (3 in a row from 1992-94).
- UW became the only visiting team to ever win 3 straight games over Tom Izzo-led Spartans at the Breslin Center (2020, 2022, 2023).

QUALITY COMPETITION

"I think for us, we know we need to play good competition because it gets us ready for the Big Ten. Our players love it. That's why they come to a place like Wisconsin." - Greg Gard

- Last year, UW faced 3 ranked teams all season. This season, the Badgers will face **4 ranked teams in the first 10 games alone.**
- 3 of those 4 teams were ranked in the top 10.
- Wisconsin is in the middle of a stretch facing AP Top-10 ranked Marquette (then #3) and Arizona (#1) just 7 days apart. The last time UW faced top 10 teams within a week's span during the regular season was 2015-16:

Date	Opponent	AP Rank	Result
2/13	at Maryland	#2	W, 70-57
2/18	at Michigan St	#8	L, 57-69
2/21	vs. Illinois	NR	W, 69-60
2/24	at Iowa	#8	W, 67-59

- Wisconsin joins Kansas and Purdue as the nation's only teams with 3 wins over teams ranked in the KenPom top 30 (MU, UVA, MSU).
- Wisconsin is 2-1 vs. the AP Top 25 this season.
- Wisconsin is at #21 in the latest NET Rankings (through games 12/6), going 4-2 in Quad 1/2 games (2-2 in Quad 1).
- Only Colorado State (5) has more Quad 1/2 wins than Wisconsin (4).
- This year's non-conference schedule sets up to give the Badgers the potential of playing in KenPom Top-100 opponents in 7 of its first 10 contests, with 5 coming away from home:

Early KenPom Top-100 Games for Wisconsin

Date	Opponent	KenPom Rank	Result
11/10	Tennessee	#9	L, 70-80
11/14	at Providence	#49	L, 59-72
11/20	vs. Virginia	#22	W, 65-41
11/22	vs. SMU	#79	W, 69-61
12/2	Marquette	#5	W, 75-64
12/5	at Michigan St	#29	W, 70-57
12/9	at Arizona	#4	--

Kenpom ranking through games played Dec. 6

TOP-TEAM TAKEDOWNS

With a win already this year over #3 Marquette, the Badgers look for their 12th top-10 win, and 8th win over a top-5 team, led by **Greg Gard**.

- Wisconsin has claimed 11 wins over top-10 teams under head coach **Greg Gard**, which includes 7 wins under Gard over top-5 teams.
- Impressively, 6 of UW's 11 top-10 wins have come away from home.
- Michigan State (8) is the only other Big Ten team with more top-5 wins than Wisconsin (7) in the Gard era (since 2015-16).

Wins Over Top-10 Opponents Under Greg Gard

Opponent	Score	Date
#3 MARQUETTE	75-64	12/2/23
#8 PURDUE	70-67	3/1/22
#3 at Purdue	74-69	1/3/22
#5 at Ohio State	61-57	1/3/20
#2 MICHIGAN	64-54	1/19/19
#6 PURDUE	57-53	2/14/18
#1 vs. Villanova (NCAA)	65-62	3/18/17
#9 vs. Xavier (NCAA)	66-63	3/20/16
#8 at Iowa	67-59	2/24/16
#2 at Maryland	70-57	2/13/16
#4 MICHIGAN STATE	77-76	1/17/16

- Since 2001-02, when former coach Bo Ryan and Greg Gard (associate head coach) arrived at UW, the Badgers have gone 50-26 (.658) at the Kohl Center vs. Top-25 teams.
- That includes a mark of 15-12 vs. top-10 teams.
- UW has 4 wins vs. the No. 1 team in the nation:

Wisconsin's wins over No. 1 team in the country

Opponent	Score	Date
vs. #1 Villanova (NCAA tourn.)	65-62	3/18/17
vs. #1 Kentucky (NCAA tourn.)	71-64	4/4/15
vs. #1 Ohio State	71-67	2/12/11
vs. #1 Ohio State	86-67	3/3/62

- Wisconsin has won 2 straight games over the nation's top team, and 3 of its last 4 matchups.
- UW is 4-19 all-time against the top team.
- Wisconsin is seeking its first-ever road win over the No. 1 team in the country.

OFFENSE GETTING REVVED UP

Through the first 9 games this season, Wisconsin boasts the #15 offense in the nation according to KenPom.com, improving in almost every category from a season ago.

- Wisconsin is averaging 73.6 ppg and shooting 45.8% from the field. Those numbers are up from 65.3 ppg and 41.4% shooting last season.
- The Badgers scored 70 points against a Tennessee defense that is allowing just 57.9 ppg and ranks No. 2 in the nation in defensive efficiency according to KenPom.
- The Badgers also scored 65 points against a Virginia defense that ranks 4th in the nation in def. efficiency and is allowing just 47.9 ppg.
- UW is 1 of 2 Big Ten teams (with NEB) with 4 players averaging double-figure scoring: **AJ Storr** (13.3 ppg), **Steven Crowl** (11.5 ppg), **Tyler Wahl** (10.9 ppg), **Chuckie Hepburn** (10.8 ppg).
- **John Blackwell** is on the fringe at 9.1 ppg.
- Wisconsin hasn't had 5 players average 10+ ppg in a season since the 2002-03 campaign.
- Through 9 games this year, 6 different players have led the team in scoring in a game.
- The Badgers have had four players score in double figures in 6 of 9 games this season.
- Last season, that happened 12x in 35 games.
- During its current 6-game win streak, the Badgers have asserted themselves in the paint. In fact, Wisconsin has out-scored its last 5 opponents in the paint, 188-126.
- Wisconsin has managed to maintain its low turnover numbers. UW is tied for 3rd in the Big Ten averaging 10.6 TOs per game.

Wisconsin Offensive Comparison

	2022-23	2023-24
PPG	65.3	73.6
FG Pct.	.414	.458
2-Pt FG Pct.	.463	.534
3 FG Pct.	.342	.318
FT Pct.	.691	.783
FTAs per game	14.3	20.4
Rebounding margin	-3.4	+7.2
O-Reb. per game	7.9	11.9

ON THE REBOUND

Wisconsin has made dramatic strides in the rebounding department from a season ago. Last year, UW owned a -3.4 overall margin on the glass, getting out-rebounded 35.1 to 31.7. Through 9 games this season, UW is +7.2 on the glass.

- Last season, the Badgers were out-rebounded in 24 games, including 14 of its 15 losses. This season, Wisconsin is 6-0 when out-rebounding its opponents.
- During its current 6-game win streak, UW has out-rebounded its last 6 foes, 215-148 (that includes a 77-to-40 edge in offensive reb.).
- Wisconsin has recorded double-digit offensive rebounds in 6 of 9 games, something the team did 10 times in 35 games a year ago.
- Individually, **Steven Crowl** and **Tyler Wahl** are doing a lot of the heavy lifting for the Badgers, particularly on the offensive glass.
 - Crowl ranks 3rd in the Big Ten this season with 30 offensive rebounds (3.3 off. boards/game)
 - Wahl ranks 8th in the Big Ten this season with 24 offensive rebounds (2.7 off. boards/game)
- Crowl has tallied two double-doubles with points-rebounds this season, and ranks 9th in the conference grabbing 7.7 boards per game.
- The freshman tandem of **Nolan Winter** and **John Blackwell** has had an immediate impact on the offensive glass as well, ranking 3rd and 4th on the team in O-Reb despite playing just 9.2 and 17.5 minutes per game, respectively.

TAKING WHAT'S FREE

One of the staples of the Wisconsin program is getting to the free throw line and capitalizing. This season, the Badgers have been doing just that.

- UW leads the Big Ten this season (14th NCAA) in free throw percentage (144-for-184, 78.3%).
 - UW is averaging 20.4 free throw attempts per game, connecting on 78.3% at the line. Compared to last season, the Badgers are attempting 6.1 more FTs per game this season (14.3 FTAs per game in 2022-23).

SITUATIONAL RECORDS

	2023-24	Under Gard
Ahead at the half	6-0	137-16
Behind at the half	1-2	27-74
Tied at the half	0-0	6-5
FG% of .450 or more	4-0	91-14
FG% less than .450	3-2	79-81
Better FG% than opp.	5-0	130-13
Worse FG% than opp.	1-2	38-79
Same FG% as opp.	1-0	3-3
Opp. FG% less than 45%	4-0	129-34
3FG% of 40% or more	3-0	76-12
3FG% less than 40%	4-2	93-83
Try more than 20 3FGs	3-1	92-62
Try 20 or fewer 3FGs	4-1	78-32
Make at least 70% FT	6-1	104-42
Try at least 20 FTs	3-1	70-18
Try fewer than 20 FTs	4-1	98-76
Out-rebound opponent	6-0	101-23
Tied or out-rebounded	1-2	69-72
Same or fewer TOs than opp.	4-2	130-62
More TOs than opp.	3-0	40-33
Commit fewer than 12 TOs	5-1	134-62
Commit 12 or more TOs	2-1	37-32
Score fewer than 50 pts.	0-0	2-4
Score 50-59 points	0-1	8-39
Score 60-69 points	2-0	57-34
Score 70-79 points	4-1	62-15
Score 80-89 points	0-0	33-3
Score 90 or more pts.	1-0	8-0
Allow fewer than 50 pts.	2-0	25-1
Allow 50-59 pts.	1-0	51-10
Allow 60-69 pts.	3-0	69-34
Allow 70-79 pts.	1-1	22-34
Allow 80-89 pts.	0-1	3-15
Allow 90 or more pts.	0-0	0-1
Overtime	0-0	10-7
vs. AP Top 25 opponents	2-1	29-41
vs. AP Top 25 opp. at home	1-1	15-13
Home games	4-1	99-31
Road games	1-1	48-43
Neutral site games	2-0	24-21
Day games	1-0	51-33
Night games	6-2	119-62

GAMES DECIDED BY

3 points or less	0-0	25-18
4-5 points	0-0	28-18
6-10 points	2-1	38-27
11-19 points	2-1	43-27
20 or more points	3-0	37-3

TELEVISED GAMES

Big Ten Network	1-0	82-24
Big Ten Plus (BIG+)	2-0	7-0
CBS	0-0	11-12
CBS Sports Network	0-0	0-1
ESPN	0-0	18-15
ESPN2	0-0	19-12
ESPNU	0-0	1-3
ESPN+	0-0	3-1
FOX	1-0	4-6
FS1	2-1	18-16
Peacock	1-1	1-1
TBS	0-0	1-3
TNT	0-0	2-1

... "YOU'VE SAID IT ALL!"

"When you say Wisconsin ... you've said it all!" A phrase made popular by longtime Wisconsin Marching Band Director Mike Leckrone has never been more fitting.

- Over the last 32 years, Wisconsin has combined for more NCAA tournament and bowl game appearances than any school in the country.

Most Combined NCAA Tourn/Bowls, Since 1992-93

Team	Total	NCAAs	Bowls
1. Wisconsin	53	24	29
2. Texas	50	25	25
3. Florida	49	20	29
4. Michigan State	47	27	20
North Carolina	47	26	21

- Since the start of the 2013-14 season, UW has combined to win 23 NCAA tournament and bowl games, tied for the most in the country.

Most NCAA Tourn. + Bowl Wins, Since 2013-14

Team	Total	NCAAs	Bowls
1. Wisconsin	23	15	8
Kentucky	23	19	4
3. Duke	20	16	4
Michigan State	20	15	5
5. North Carolina	19	17	2

2023-24 BIG TEN STANDINGS

Team	Conf.	Overall
Indiana	2-0	7-1
Ohio State (RV)	1-0	8-1
Illinois (20)	1-0	7-1
Northwestern (RV)	1-0	6-1
Wisconsin (23)	1-0	7-2
Purdue (4)	1-1	8-1
Minnesota	1-1	6-3
Maryland	1-1	5-4
Nebraska	0-1	7-2
Iowa	0-1	5-3
Rutgers	0-1	5-3
Michigan State (RV)	0-1	4-4
Michigan	0-1	4-5
Penn State	0-1	4-5

RECORDS THROUGH DEC. 6, 2023

AP TOP 25 (WEEK 5 - 12/04/23)

Team	Record	Points
1 Arizona (59)	7-0	1571
2 Kansas (1)	7-1	1460
3 Houston (3)	8-0	1432
4 Purdue	7-1	1407
5 UConn	7-1	1340
6 Baylor	8-0	1234
7 Gonzaga	6-1	1146
8 Marquette	6-2	1134
9 North Carolina	7-1	1004
10 Creighton	7-1	921
11 Florida Atlantic	7-1	901
12 Texas	6-1	763
13 Colorado State	8-0	755
14 BYU	7-0	732
15 Miami	6-1	638
16 Kentucky	6-2	544
17 Tennessee	4-3	509
18 James Madison	8-0	381
19 Oklahoma	7-0	355
20 Illinois	6-1	322
21 Texas A&M	6-2	306
22 Duke	5-3	296
23 Wisconsin	6-2	245
24 Clemson	7-0	227
25 San Diego State	7-1	168

Others receiving votes:

Virginia 148, Ohio St. 122, TCU 87, Northwestern 77, Alabama 50, Michigan St. 46, Princeton 35, UCLA 23, Cincinnati 21, Mississippi 15, Arkansas 14, Providence 13, South Carolina 9, Villanova 8, Colorado 5, Memphis 5, Nevada 4, Georgia Tech 2

■ The six guards that make up UW's primary backcourt rotation (Hepburn, Klesmit, Storr, Blackwell, Essegian and McGee) are shooting a combined 87.6% (92-105) at the FT line.

■ Individually, two Badgers rank top 5 in the Big Ten in free throw percentage. **AJ Storr** leads the Big Ten having made 24-of-26 (92.3%) at the line. **John Blackwell** ranks 4th, knocking in 31-of-35 attempts (88.6%) at the charity stripe.

■ Wisconsin has been perfect at the free throw line in 2 games this season: 12-12 FT at Providence and 14-14 FT at Michigan State.

GARD'S GUIDANCE

Greg Gard enters his 9th season as head coach having led Wisconsin to Big Ten titles in 2 of the last 4 seasons while maintaining a winning culture.

■ Gard has guided the Badgers to a record of 171-95 (.643), the 4th-highest win total and 3rd-highest win percentage in UW annals.

Best Win Pct, Wisconsin Coaches (min. 50 wins)

Coch (School, Years)	Record	Pct.
1. Bo Ryan (2002-15)	364-130	.737
2. Walter Meanwell (1912-17, '21-34)	246-99	.712
3. Greg Gard (2016-present)	171-95	.643
4. Dick Bennett (1996-2000)	94-68	.580
5. Bud Foster (1935-59)	265-267	.498

■ With a conference record of 94-61, Gard's .606 win percentage ranks 8th among Big Ten coaches of the last 40 years (since 1980).

Best Win %, B1G Coaches w/ 50+ Wins (since 1980)

Coch (School, Years)	Record	Pct.
1. Bo Ryan, WIS (2002-15)	172-68	.717
2. Bob Knight, IND (1972-2000)	353-151	.700
3. Tom Izzo, MSU (1995-)	333-161	.674
4. Thad Matta, OSU (2005-17)	150-78	.658
5. Mark Turgeon, MD (2015-21)	90-50	.643
6. Matt Painter, PUR (2005-)	210-121	.634
7. Gene Keady, PUR (1981-05)	265-169	.611
8. Greg Gard, WIS (2016-)	94-61	.606

(through games played Dec. 6)

EXPERIENCE GOOD FOR BUCKY

"This should be closer to the type of Wisconsin team we've come to know. Steven Crawl, Chucky Hepburn, Tyler Wahl, Connor Essegian and Max Klesmit feel like a top-five Big Ten quintet."

- Matt Norlander, CBS Sports

■ When Wisconsin returns experience, it tends to bode well more often than not for Bucky.

■ UW returns all five starters from last season in **Chucky Hepburn, Connor Essegian, Max Klesmit, Tyler Wahl** and **Steven Crawl**.

■ Wisconsin entered the year with 3 players within striking distance of reaching 1,000 career points:

- **Wahl - 1,063 points in 135 games**
- Crawl - 833 points in 89 games
- Hepburn - 781 points in 77 games

■ In his fifth year of eligibility, Wahl has a chance to add his name to some of the Wisconsin program's all-time participation lists:

- Wahl's 135 games played is 1 game shy of making Wisconsin's top-10 list.
- Wahl has played in 91 wins, which is 6 wins away from UW's top-10 list

■ UW returns 92% of its scoring from last year, **the most among major conference teams**.

■ The Badgers also return 88.8% of rebounds (3rd most among power 5), 96.3% of as (1st), 98.1% of stls (1st) and 92.3% of blks (4th).

■ Tallying up experience, UW players entered the season with 600 games played (334 starts).

■ That's **the most in the Big Ten**, with Purdue second-closest at 511 games (264 starts).

"That's when you have your best teams is when you have your older, more experienced teams. So to have these guys all choose to come back when there were options to do other things, I think speaks well to the chemistry of this group. It speaks well to the commitment that this group has made to each other."

- Greg Gard

■ When Greg Gard has a team that returns at least 3 starters, Wisconsin has averaged 21.8 wins (11.8 Big Ten) per season. UW was an NCAA tournament team 4 of the 5 instances:

Gard When Returning at Least Three Starters

Year	Overall	Conf.	Postseason
2022-23	20-15	9-11	NIT Semifinals
2020-21	18-13	10-10	NCAA 2nd Round
2019-20	21-10	14-6	Canceled (COVID)
2018-19	23-11	14-6	NCAA 1st Round
2016-17	27-10	12-6	NCAA Sweet 16
TOTAL: 109-59 (.649) 59-39 (.602)			

BATTLE-TESTED BADGERS

The Wisconsin Badgers have had a penchant for playing in — and winning — tight games.

■ Over the past three seasons, Wisconsin is now 25-10 in games decided by 5 points or less.

■ Last season, Wisconsin played in 21 games that were decided by 5 points or less, and the Badgers were 13-8 in such games.

■ UW's 21 "close games" last year was **the most by any major conference team** since at least the 2009-10 season.

Most Gms Decided by 5 or less, Major Conf. (since '09-10)

Games	Season	Team
21	2022-23	Wisconsin
17	2018-19	Seton Hall
17	2012-13	Alabama
17	2011-12	Virginia Tech
17	2009-10	Marquette

■ No other Big Ten team played more than 14 games last season decided by 5 or less.

■ In fact, Purdue (10) and Penn State (8) were the only other Big Ten team with more than 7 wins in games decided by 5 or less.

■ Last season alone, UW played in **6 overtime games** (going 3-3), **the most in school history**.

■ Since 2009-10, Michigan State is the only Big Ten team to play in more overtime games in a single season, participating in 8 in 2014-15.

CHUCKY AT THE POINT OF IT

"He's one of the elite point guards in the entire country." - Brad Underwood, Illinois head coach

- A Big Ten All-Freshman honoree and honorable mention all-league last season, **Chucky Hepburn** has started every game of his career (76 games) since arriving at Wisconsin.
- Hepburn is the straw that stirs the drink for the Badgers, an efficient floor general capable of taking over the game offensively when needed.
- On the season, Hepburn has a 2.53 assist-to-turnover ratio, dishing out 33 ast with 13 TOs.
 - That would rank 8th in school history for a season.
- Hepburn's 2.01 career assist-to-turnover ratio currently ranks 7th all-time in school history.
- Tuesday in UW's win at Michigan State, Hepburn dished out a career high 8 assists with just 1 turnover. He added 5 points, 5 rebounds.
- In UW's win over #24 Virginia, Hepburn dished a season-high 6 assists with 0 turnovers - the 3rd time he's had at least 6 assists in a game and his most without a turnover.
- Chucky has embraced the role of closer for the Badgers, elevating his game in the second half:

Chucky Hepburn 1st Half / 2nd Half Comparison

	1st Half	2nd Half
Points Per Game	3.9	6.2
Field Goal Pct.	.342 (13-38)	.462 (20-42)
3-Pt Field Goal Pct.	.133 (2-15)	.368 (7-19)
FT-FTAs	7-8 (.875)	9-12 (.750)

- In the final 10 minutes of play, Hepburn has is shooting 47.8% FG (11-23), 50% 3FG (4-8), 71.4% FT (5-7) with 10 assists to 2 turnovers.
 - 10 pts (3-5 FG, 2-2 3FG, 2-3 FT) vs. SMU
 - 11 pts (5-5 FG, 1-1 3FG) vs. Western Illinois
- In the title game of the Fort Myers Tip-Off against SMU, Hepburn scored all 10 of his points in the final 4:36 of the game.
- Hepburn has earned a reputation of clutch, game-winning plays. He's most-known for his game-winning 3 as a freshman to beat Purdue and clinch the 2022 Big Ten Title, but last year he made clutch plays on both ends of the floor.
 - Hepburn made 5 game-clinching steals in the final 30 sec of Wisconsin wins last season:

Hepburn's game-clinching steals, 2022-23

Opp.	UW lead	Time remaining
vs. USC	62-59	0:15 left
Maryland	64-59	0:03 left
at Iowa	74-73	0:27 left in OT
Minnesota	63-60	0:04 left
Michigan	61-57	0:16 left

- Defensively this season, Hepburn is averaging 1.4 steals per game (ranks 11th in the Big Ten).
- In UW's season opener, Hepburn led UW with 20 points (7-10 FG, 2-3 3FG), plus 6 assists.
 - It marked Hepburn's 4th career 20+ pt game.

MAX-IMUM EFFORT

Junior guard **Max Klesmit** is coming off a standout performance in UW's win over No. 3 Marquette.

- Klesmit scored a game-high 21 points (all 1H), the most of his UW career. The Neenah, Wis., native shot 6-for-12 FG (5-10 3FG), (4-4 FG).
 - Klesmit entered Saturday with 7 made triples through the first 7 games of the season, but hit 5 from beyond the arc in the first half alone.
 - His 21 points in the first half were the most for a Badger in a half this season, and the most for a UW player since Johnny Davis had 27 pts in the second half of a win at #3 Purdue (2022).
 - UW is 3-0 when Klesmit scores double figures.
- After transferring from Wofford where he played 50 games (33 starts), the Neenah, WI native found his stride down the stretch last year.
- Last season, Klesmit averaged 8.4 points per game, but that number climbs to 10.1 ppg since returning from injury (last 16 games).
- In four NIT postseason games, he averaged 10.8 ppg, shooting 48.1% FG (13-17 FT).

SOMETHING IN STORR

Sophomore transfer **AJ Storr** has already begun to showcase his offensive skillset with Wisconsin. A BIG EAST All-Freshman honoree last year with St. John's, he's hit the ground running in Madison.

- Storr leads UW averaging 14.2 points per game this season, which ranks 18th in the Big Ten.
 - Has led the Badgers in scoring in 4 games.
 - Double figure in 7 of 9 games at UW (4 straight).
- The Rockford, Ill. native became the first Badger to score in double figures in each of his first 3 games since Devin Harris in each of his first four games during the 2001-02 season.
- In his Wisconsin debut, Storr scored 15 points - the most by a non-freshman in his UW debut since at least 2000.
- Storr had the best game of his Badger career on Tuesday, scoring a season-high 22 points on 8-for-11 shooting (4-6 3FG), plus 5 rebounds.
- Last Saturday, Storr scored 13 points in UW's win over then-ranked #3 Marquette.
- Storr had a team-high 17 pts vs. #9 Tennessee, scoring 12 points in the first half alone.
- Last season, the Rockford, Illinois, native played in all 33 games for St. John's while averaging 8.8 points per game (40.4%, 38-94 3FG)
- Storr started the final 17 games of the season, averaging 11.8 points per game and scoring in double figures 11 times during that stretch (12.0 ppg in 15 career BIG EAST starts).

QUICK FACTS

University of Wisconsin
Madison, WI 53711



Founded	1848
Enrollment	50,662
Nickname	Badgers
School Colors	Cardinal and White
Affiliation	NCAA Division I
Conference	Big Ten
Chancellor	Jennifer Mnookin
Director of Athletics	Chris McIntosh
Website	UWBadgers.com
X/Twitter	@BadgerMBB
Instagram	badgermbb
Facebook	/WisconsinMensBasketball

HEAD COACH - GREG GARD

Seasons	9th at Wisconsin / 9th overall
Overall Record	171-95 (.643)
Record at Wisconsin	Same
Big Ten Record	94-61 (.606)
NCAA Tourn. Record	6-5 (.556)
	5 Appearances

KOHL CENTER

Opened	Jan. 17, 1998
Capacity	17,287
Student Section	AreaRED
Record at Kohl Center	350-68 (.837)
Gard record at Kohl Center	99-31 (.762)

ALL-TIME RECORD

126th season of Wisconsin Basketball
Years: 1898 to present
Overall Record: 1,708-1,259-1 (.575)
NCAA Tournament Record: 40-25 (.615)
Big Ten Tournament Record: 26-22 (.542)

BIG TEN CHAMPIONSHIPS (20)

Titles: 1907, 1908, 1912, 1913, 1914, 1916, 1918, 1921, 1923, 1924, 1929, 1935, 1941, 1947, 2002, 2003, 2008, 2015, 2020, 2022

BIG TEN TOURNAMENT TITLES (3)

Titles: 2004, 2008, 2015

NCAA TOURNAMENT HISTORY

Appearances (26): 1941, 1947, 1994, 1997, 1999, 2000, 2001, 2002, 2003, 2004, 2005, 2006, 2007, 2008, 2009, 2010, 2011, 2012, 2013, 2014, 2015, 2016, 2017, 2019, 2021, 2022

National Championship: 1941

Final Four (4): 1941, 2000, 2014, 2015

Elite Eight (6): 1941, 1947, 2000, 2005, 2014, 2015

Sweet 16 (11): 1941, 2000, 2003, 2005, 2008, 2011, 2012, 2014, 2015, 2016, 2017

TEAM STAT RANKINGS

	BIG TEN	NCAA
Scoring Offense 73.6	11th	209th
Scoring Defense 63.1	3rd	29th
Scoring Margin 10.4	6th	81st
FG Pct. 45.8	9th	131st
FG Pct. Defense 44.3	12th	246th
Effective FG Pct 0.514	9th	166th
3FG Pct. 31.8	8th	238th
3FG Pct. Defense 33.5	12th	221st
3FGM Per Game 6.2	10th	273rd
3FGA Per Game 19.6	11th	266th
Free Throw Pct. 78.3	1st	14th
FTM Per Game 16.8	9th	84th
FTA Per Game 20.4	11th	156th
Rebounds Per Game 34.33	11th	268th
Rebound Margin 7.2	3rd	48th
Off. Rebs Per Game 11.89	5th	108th
Def. Rebs Per Game 22.44	13th	323rd
Assists Per Game 11.0	12th	304th
Assist/Turnover Ratio 1.04	11th	203rd
Turnovers Per Game 10.6	3rd	55th
Turnovers Forced Per Game 13.4	6th	128th
Turnover Margin 2.9	5th	68th
Blocks Per Game 1.4	14th	340th
Steals Per Game 6.4	9th	223rd
Fouls Per Game 15.1	4th	58th
Bench PPG 18.56	10th	256th

THROUGH GAMES PLAYED DEC. 6, 2023

JOHN 'JB' BLACKWELL

True freshman **John Blackwell** has earned himself early minutes in a veteran-laden rotation for UW.

- Blackwell was named Big Ten Freshman of the Week last week - the first Badger to earn the honor since Chucky Hepburn in 2021.
- The combo guard from Bloomfield Hills, Michigan, is averaging 9.1 points per game.
 - Leads UW in 3FG% (7-16, .438) - min. 10 att.
- Getting to the free throw line with regularity, Blackwell leads UW with 31 made FTs. He's now 31-for-35 (.886) at the stripe this season.
 - Blackwell ranks 4th in the Big Ten in FT%.
- Blackwell has scored in double figures in 6 of 9 games to start his debut season.
- Over the last 25 years (since 1998), only 5 Badgers have averaged double figures in their freshman season:

Most Points Wisconsin Freshman (Since 1998)

Name	PPG	Season
1. Ethan Happ	12.4	2015-16
2. Devin Harris	12.3	2001-02
3. Brad Davison	12.1	2017-18
4. Alando Tucker	12.0	2002-03
5. Connor Essegian	11.7	2022-23

- Blackwell ranks 3rd among Big Ten freshmen this season in scoring:

Big Ten Freshmen Scoring Leaders (through Dec. 3)

Name	Team	PPG
1. Cam Christie	Minnesota	10.8
2. Owen Freeman	Iowa	9.8
3. John Blackwell	Wisconsin	9.1
4. Gavin Griffiths	Rutgers	8.4
Mackenzie Mgbako	Indiana	8.4

- Among all Big Ten players, Blackwell ranks 3rd in the league this season scoring off the bench:

Most PPG off Bench by B1G Players (thru Dec. 3)

Name	Team	PPG
1. Juwan Gary	Nebraska	13.8
2. Zed Key	Ohio State	10.0
3. John Blackwell	Wisconsin	9.0
4. Gavin Griffiths (2 starts)	Rutgers	8.4

- Blackwell played a big role in UW winning the 2023 Fort Myers Tip-Off, averaging 10.0 ppg and 6.5 rpg in the two-game tournament.
- John's father, Glynn Blackwell, played four seasons at Illinois (1984-88) at shooting guard, playing 106 games (57 starts) for the Illini and averaging 12.1 points per game as a senior.

BIG THINGS FROM 'BIG STEVE'

The development of **Steven Crowl** has seen an upward trajectory during his career at Wisconsin. The junior big man averaged 0.7 points per game as a freshman, 8.8 ppg as a sophomore, and starred last year averaging 12.1 ppg and 6.9 rpg.

- Crowl has become a leading contributor for UW, ranking 2nd in scoring (12.2 ppg), 1st in rebounds (7.7 rpg) and 2nd in assists (2.3 apg).
- During Wisconsin's 6-game win streak, Crowl has averaged 13.8 points and 8.5 rebounds per game.
 - He's shooting 66.7% FG, including 6-for 6 3FG.
- This year especially, Crowl has been attacking the glass and rebounded with regularity. He ranks 9th in the Big Ten grabbing 7.7 boards/game.
 - Crowl ranks 3rd in the Big Ten in offensive rebounds (3.3 off-reb./game).
 - 4+ offensive rebounds in 6 of the last 7 games.
- Among major conferences, Crowl is one of only four 7-footers in the nation averaging 2 assists or more per game:

7-footers avg. 2.0+ assists/game (major conference)

Name	Team	APG
1. Matthew Nicholson	Northwestern	2.9
2. Steven Crowl	Wisconsin	2.3
Kyle Filipowski	Duke	2.3
Hunter Dickinson	Kansas	2.0

- A skilled passer at his size, last season Crowl became Wisconsin's first 7-footer to average 2.5+ assists per game since National Player of the Year Frank Kaminsky (2.6 apg) in 2015.
- Crowl looks to become the next great "Badger Big" for Wisconsin that used the momentum of their junior year and translated it to becoming All-Big Ten performers as seniors:

All-Big Ten "Badger Bigs" in their Junior Season

Name (Year)	PPG	RPG	APG
Steven Crowl (2023)	12.1	6.9	2.5
Ethan Happ (2018)	17.9	8.0	3.7
Jon Leuer (2010)	15.4	5.8	1.6
Marcus Landry (2008)	10.8	5.4	1.4
Brian Butch (2007)	8.8	5.9	0.6
Mike Wilkinson (2004)	13.1	6.8	1.9

- Crowl has recorded two double-double this year and a total of 6 in his career.
- Crowl has scored in double figures in 6 of 9 games this season. He's led UW in scoring in 2 games this season (13 career).
 - UW is 12-1 when Crowl is team's leading scorer.
 - UW is 30-8 when Crowl scores double figures.
- Last season, Crowl had five 20+ points games, including a career-high 36 points in Wisconsin's first-round NIT win over Bradley.

WALL-TO-'WAHL' PLAYER

"Tyler Wahl has become one of the toughest matchups in the Big Ten. He's experienced, he can play all around the court, and he can score in a variety of ways." - Andy Katz, Big Ten Network

- UW's most experienced (135 games, 94 starts), **Tyler Wahl** is a two-time Big Ten champion who has developed into a versatile asset for Bucky.
- Prior to this season, Wahl was 1 of 20 players in the country named to the 2023 Julius Erving Small Forward of the Year Award watchlist.
- Tournament MVP of the Fort Myers Tip-Off, Wahl averaged 11.5 points and 8.0 rebounds per game in the two-game tournament.
- Wahl ranks 3rd for UW in scoring (10.6 ppg), 2nd in rebounding (5.9 rpg), 1st in blocks (5), 2nd in steals (7) and 4th in assists (8).
- Versatility is key to what Wahl brings to the Badgers. Earlier this season, he became just the 8th player in program history with 1,000+ points, 500+ rebounds and 200+ assists.

All-Time Badgers with 1,000+ pts, 500+ reb, 200+ ast

Name (Years)	PTS	REB	AST
Alando Tucker (2002-07)	2,217	769	213
Michael Finley (1991-95)	2,147	648	371
Ethan Happ (2015-19)	2,130	1,217	423
Nigel Hayes (2013-17)	1,857	802	319
Brad Davison (2017-22)	1,827	557	343
Mike Wilkinson (2001-05)	1,532	856	222
Josh Gasser (2010-15)	1,075	575	284
Tyler Wahl (2019-Pres.)	1,063	658	214

- 25th Badger to record 1,000 pts and 500 reb.
- 48th player at UW to reach 1,000 career pts.
- Last season, Wahl began the year playing at a high level averaging 13.2 points (42% FG), 6.4 rebounds and 1.8 assists per game before an injury sidelined him 3 games (UW went 0-3).
- Wahl began returning to form over the final 10 games of last season, averaging 10.9 ppg (48.2% FG), 7.3 reb, 2.9 ast, 1.5 stl per game.

BIG TEN BEASTS

- Wisconsin has now won 6 straight Big Ten openers and 19 of its last 21 Big Ten openers, including Tuesday's win at Michigan State.
- The Badgers are 6-3 in road Big Ten openers under head coach **Greg Gard**, with wins at Penn State (2x), Iowa (2x) and Michigan St (2).
- Since 2001-02 when Bo Ryan and Greg Gard arrived in Madison, UW has the most Big Ten wins and best win pct. at 266-129 (.673).

Best Win Pct, Since 2001-02 (thru Dec. 6, 2023)

Team	W-L	Pct.
1. Wisconsin	266-129	.673
2. Michigan State	261-133	.662
3. Ohio State	237-157	.602
4. Purdue	235-160	.595
5. Maryland	101-72	.584

- Wisconsin won a share of the 2022 Big Ten title, marking UW's 2nd league title in the last 5 seasons and the 20th in school history.

- With 2 Big Ten titles during his tenure, Greg Gard joins Tom Izzo (10) and Matt Painter (4) as the only active coaches with multiple titles.
- The Badgers (20 titles) trail only Purdue (25) and Indiana (22) for most conference titles.
- UW has won 6 Big Ten regular season titles since 2002 (02-03-08-15-20-22), matching MSU (6) for most titles during that span.

Most Big Ten Regular Season Championships

School	B1G Titles	Since 2002	Last
1. Purdue	25	3	2023
2. Indiana	22	3	2016
3. Wisconsin	20	6	2022
Ohio State	20	5	2012
5. Illinois	18	4	2022

- Wisconsin has won 12+ B1G games in 11 of last 14 seasons, the most of any Big Ten team.
- UW has also posted double-digit B1G wins in 19 of the last 22 years (only team to do so).

REGULARS OF 'THE BIG DANCE'

While Wisconsin missed the NCAA tournament last season, it's been one of the most consistent programs to make "The Big Dance" over the past two and a half decades.

- Wisconsin is 1 of 5 schools to participate in 22 of last 24 NCAA tournaments, joining Kansas, Duke, Michigan State and Gonzaga.

NCAA Tournament Appearances (last 24 championships, since 1999)

Team	Appearances
Kansas.....	24
Michigan State.....	24
Gonzaga.....	24
Duke.....	23
Wisconsin.....	22
Kentucky and Texas ...	21

- That stretch includes a run of 19 consecutive NCAA tournament appearances for Wisconsin (1999-2017), which ranks as the 6th-longest streak in NCAA history.
 - The only such streaks longer than Wisconsin are Kansas (33, active), North Carolina (27, 1975-01), Duke (24, 1996-19), Michigan State (25, active), Gonzaga (24, active).
 - The Badgers are 40-25 (.615) all-time in the NCAA tournament, advancing to 4 Final Fours and winning the 1941 NCAA title.

BADGERS SIGN TWO IN 2024

Wisconsin men's basketball head coach Greg Gard announced on Wednesday that high school seniors Daniel Freitag and Jack Robison have each signed a national letter of intent to attend the University of Wisconsin.

"We're excited to welcome both Daniel and Jack to our Wisconsin basketball family," Gard said. "Both are standout student-athletes who embody what our program is about. They identified early in the process that Wisconsin was where they wanted to be, and they never wavered. Each of them will be an excellent fit for our program, and we look forward to helping them achieve their goals at Wisconsin."

DANIEL FREITAG | 4* | GUARD | MINN.

Daniel Freitag (pronounced FREE-tag) is a four-star prospect from Bloomington, Minnesota, ranked as the ninth-best point guard in the nation for the 2024 class, according to 247Sports. The 6-foot-3 guard is UW's highest-ranked point guard prospect in school history. Freitag averaged 28.8 points, 9.9 rebounds and 4.1 assists per game as a junior at Jefferson High School. He was named the Metro West Conference Player of the Year, while earning all-conference honors. He became Jefferson's all-time leading scorer in just three years.

A standout two-sport athlete, Freitag was also rated as the top football player in Minnesota as a junior. The playmaking four-star wide receiver and safety caught 37 passes for 501 yards and five touchdowns his junior season, while adding 505 yards rushing with five more touchdowns. Freitag earned all-district honors and was named the Metro West conference player of the year.

JACK ROBISON | 3* | WING | MINN.

Jack Robison (pronounced ROB-ih-son) is a three-star wing from Lakeville, Minnesota. The fourth player from Lakeville North High School to commit to play for Wisconsin and Coach Gard, he follows in the path of a growing line that includes current Badgers Tyler Wahl and Nolan Winter (teammate of Robison at Lakeville North), and former UW forward Nate Reuvers. As a junior at Lakeville North, Robison earned all-conference honors averaging 16 points, six rebounds and four assists per game to help lead his team to third in state. His sophomore season, Robison averaged 16.8 points per game. A versatile player at 6-foot-6, Robison is known for his shooting ability, but is also a skilled athlete that utilizes his length to makes plays on both ends of the floor. His multi-dimensional skill set allows him to play shooting guard, small forward, and in some instances a stretch forward.

BIG KOHL CENTER WINS

Most memorable home wins since opening in 1998:

Jan. 17, 1998 - UW 56, Northwestern 33

First-ever game in the Kohl Center

Dec. 1, 2001 - UW 70, UW-Green Bay 57

Bo Ryan's first victory at the Kohl Center

Dec. 22, 2001 - UW 86, #14 MU 63

Kirk Penney scores 33 points in UW's first win over a ranked team under Bo Ryan

Jan. 5, 2002 - UW 72, #7 Illinois 66

Ryan's first win over a top-10 team at UW

Feb. 27, 2002 - UW 74, Michigan 54

UW clinches share of first Big Ten title since '47

Dec. 7, 2002 - UW 91, UNLV 74

UW begins school-record 38-game home win streak - Alando Tucker 24 points, 18 rebounds

March 5, 2003 - UW 60, #14 Illinois 59

Devin Harris makes 1-of-2 FTs with 0.4 seconds left to clinch outright Big Ten title

Dec. 23, 2004 - UW 85, UNC Green. 53

UW wins school-record 34th-straight home game

Jan. 16, 2005 - UW 62, #15 Mich. St. 59

Wisconsin overcomes 8-point deficit with 1:58 remaining to win its 38th-straight home game

March 1, 2005 - UW 62, Indiana 60

Alando Tucker scores putback as time expires

Feb. 15, 2006 - UW 78, #12 Ohio St. 73

UW overcomes a nine-point halftime deficit to beat No. 12 Ohio State

Dec. 16, 2006 - UW 89, #2 Pitt 75

Alando Tucker and Brian Butch combine for 59 pts

Jan. 9, 2007 - UW 72, #5 Ohio St. 69

Badgers win the first matchup in school history of top-five teams

March 3, 2007 - UW 52, Michigan St. 50

Kammron Taylor wins it on 3FG with 3.9 seconds left

Dec. 2, 2009 - UW 73, #6 Duke 69

Trevon Hughes scores 26 as UW's win clinches Big Ten's first Big Ten/ACC title

Jan. 9, 2010 - UW 73, #4 Purdue 66

Jordan Taylor (23) and Jason Bohannon (20) help end Purdue's undefeated season

Feb. 2, 2010 - UW 67, #5 Michigan State 49

Badgers end MSU's 9-0 Big Ten start

Feb. 12, 2011 - UW 71, #1 Ohio State 67

Stopped OSU's 24-0 start and UW's first win over AP No. 1 since 1962

Feb. 9, 2013 - UW 65, #2 Michigan 62 (OT)

Ben Brust's half-court buzzer-beater sends game to overtime where UW wins

Nov. 19, 2013 - UW 103, North Dakota 85

UW's first 100-point game since '95, Frank Kaminsky scores UW record 43 points

Feb. 9, 2014 - UW 60, #8 Michigan State 58

Treavon Jackson hits game-winning jumper with 2.1 seconds left in Bo Ryan's 150th Big Ten win

March 1, 2015 - #6 UW 68, Michigan State 61

UW claims Big Ten title as Frank Kaminsky scores 31

Dec. 23, 2015 - UW 84, Green Bay 79

Greg Gard's first win as interim head coach

Jan. 17, 2016 - UW 77, #4 Michigan State 76

Gard's first ranked win, Koenig/Hayes total 52 pts

Feb. 15, 2018 - UW 57, #6 Purdue 53

Ethan Happ tallies 21 pts and 12 reb as Badgers raise Frank Kaminsky's No. 44 into rafters

Jan. 19, 2019 - UW 64, #2 Michigan 54

UW knocks off 17-0 Michigan behind 26 points, 10 rebounds and 7 assists from Ethan Happ

Feb. 1, 2020 - UW 64, #14 Michigan State 63

UW wins first game over MSU since 2016

Dec. 19, 2020 - UW 85, #23 Louisville 48

UW's largest-ever win over a top-25 team

March 1, 2022 - #10 UW 70, #8 Purdue 67

Chucky Hepburn's 3FG with 1.5 seconds left clinches Big Ten regular season championship



THE KOHL CENTER

The 2023-24 season marks the 26th year of Wisconsin men's basketball at the Kohl Center, which officially opened on Jan. 17, 1998. The Kohl Center was completed for a cost of \$76.4 million and has turned into one of the greatest home court advantages in all of college basketball.

- Wisconsin is 350-68 (.837) all-time at the Kohl Center, the 11th-best win % of any active NCAA Division I venue.
- UW is 175-52 (.771) vs. the Big Ten at the Kohl Center.
- Wisconsin has a strong track record in matchups played at the Kohl Center against unranked non-conference opponents, posting a 43-3 record under head coach Greg Gard in those contests.
- Excluding the 2020-21 season in which fans were not allowed to attend, Wisconsin has led the Big Ten in attendance in 5 of the last 6 seasons and 15 of the last 20 years. UW has finished among the nation's top 7 in attendance 21 of the last 22 years.

NCAA'S TOUGHEST VENUES

Since the Kohl Center opened in 1998, Wisconsin has been nearly unbeatable on its home floor. In fact, among active venues, Wisconsin owns one of the nation's top home records.

Team	Record	Pct.
1. Gonzaga (McCarthy Center)	269-16	.944
2. Kentucky (Rupp Arena)	653-81	.889
3. Kansas (Allen Fieldhouse)	848-117	.879
4. Belmont (Curb Events Center)	235-33	.877
5. Michigan State (Breslin Center)	462-71	.867
6. UCLA (Pauley Pavilion)	797-125	.864
7. Duke (Cameron Indoor Stadium)	950-172	.847
8. UConn (Gampel Pavilion)	230-42	.846
9. North Carolina (Dean E. Smith Center)	467-86	.844
10. Arizona (McKale Center)	640-120	.842
11. Wisconsin (Kohl Center)	349-68	.837
12. Purdue (Mackey Arena)	694-147	.825
13. Indiana (Assembly Hall)	614-132	.823
14. Virginia (John Paul Jones Arena)	235-54	.813
15. BYU (Marriott Center)	615-148	.806

(records through games played Nov. 29, 2023)

QUICK FACTS

- **Opened:** Jan. 17, 1998
- **Original cost:** \$76.4 Million
- **Student Section:** AreaRED
- **Building:** Named for U.S. Sen. Herb Kohl (D-Wisconsin), a 1956 graduate of UW-Madison, who donated \$25 million to the project.
- **Court:** Named for All-Big Ten player Albert "Ab" Nicholas (1950-52) and his wife, Nancy, who pledged \$10 million toward the original project.
- **All-Time record:** 350-68 (.837)
- **Big Ten record:** 175-52 (.771)
- **Record vs. Top-25:** 56-30 (.651)
- **Record under Gard:** 99-31 (.762)

17,071

The third-largest arena in the Big Ten Conference, the Kohl Center seats 17,071 for men's basketball. That includes the second-largest student section in the Big Ten of around 2,300.

26

Wisconsin is enjoying the 26th season of men's basketball at the Kohl Center, which opened in 1998.

6

Wisconsin has won 6 Big Ten regular season championships during the Kohl Center era, winning in 2002, 2003, 2008, 2015, 2020 and 2022.

3

Three retired jerseys hang in the Kohl Center rafters: #8 Ab Nicholas (1950-52), #24 Michael Finley (1992-95) and #44 Frank Kaminsky (2012-15).

HEAD COACH GREG GARD

■ TWO-TIME BIG TEN COACH OF THE YEAR

A coaching veteran of more than 30 years, Greg Gard finished his eighth season leading the Wisconsin men's basketball program in 2022-23 and has proven himself to be one of the best head coaches in the Big Ten. A finalist for Naismith National Coach of the Year, Gard guided the Badgers to the 2022 Big Ten regular season championship, marking the team's second title in the last three seasons, earning Big Ten Coach of the Year honors in both 2020 and 2022.

Wisconsin's incredible postseason success hasn't wavered on Gard's watch either, qualifying for the NCAA tournament in six of his eight seasons (Big Ten automatic qualifier status in canceled 2020 Big Dance, due to COVID pandemic). Most recently in 2021-22, Gard led the Badgers to a No. 3 seed in the NCAA tournament and a first-round win over Colgate, advancing UW to the second round of the NCAA tournament for the sixth time in its last seven trips to The Big Dance.

In his first eight seasons as head coach, Gard posted a record of 164-93 (.638), owning the third-highest win percentage in school history, behind only Hall of Famers Bo Ryan (.737) and Walter Meanwell (.712). Gard has guided the Badgers to a conference record of 93-61, and his .604 conference win percentage is the eighth-best among Big Ten coaches of the last 40 years (since 1980).

Gard is coming off of arguably his most impressive coaching job in 2021-22. Picked to finish preseason 10th in the Big Ten, UW went 25-8 overall and 15-5 in league play, claiming a share of the Big Ten regular season title for the second time in the past three seasons. Gard was named Big Ten Coach of the Year for the second time in his career. Sophomore guard Johnny Davis garnered consensus first-team All-

America honors and won Lute Olson National Player of the Year, the Jerry West Award and Big Ten Player of the Year.

Gard's leadership during the 2019-20 season is among his best. After opening 5-5 in the Big Ten, Wisconsin won nine of its last 10 games, including its final eight games of the season to win a share of the 2020 conference championship and claim the No. 1 seed for the later canceled Big Ten tournament.

In his inaugural season as head coach, Gard led the Badgers to the 2016 NCAA Tournament Sweet 16, becoming just the second-ever first-year coach to win the Jim Phelan National Coach of the Year award. He followed that up by leading UW to the fifth-highest single-season win total in school history (27-10) and making a second-consecutive visit to the Sweet 16.

Gard's Badgers followed that up with a 12-6 conference campaign in 2017, finishing second in the Big Ten. UW capped off its 27-win season by knocking off the nation's No. 1 team Villanova, 65-62, to advance to the Sweet 16.

Long considered one of the top assistant coaches in the game, Gard served as an assistant at Wisconsin for 14-plus seasons. During that time he helped guide the Badgers to back-to-back Final Fours in 2014 and 2015, and in 2015 UW reached its first national championship game since 1941.

Prior to coming to Wisconsin in 2001, Gard spent two seasons as Bo Ryan's assistant at UW-Milwaukee (2000-01) and six seasons as an assistant to Ryan at UW-Platteville (1993-99). During Gard's years on the Pioneer staff, UW-Platteville went 161-13 (.925) and won three NCAA Division III national titles.

Gard and his wife, Michelle, have two daughters, Mackenzie and Peyton and their son, Isaac, is a freshman on the Badgers men's basketball team.

Year	School	Record	Pct.	Conf.	Record	Place	Postseason
2015-16	Wisconsin	15-8	.652	Big Ten	12-6	T-3rd	NCAA Sweet 16
2016-17	Wisconsin	27-10	.730	Big Ten	12-6	T-2nd	NCAA Sweet 16
2017-18	Wisconsin	15-18	.455	Big Ten	7-11	9th	--
2018-19	Wisconsin	23-11	.676	Big Ten	14-6	4th	NCAA First Round
2019-20	Wisconsin	21-10	.677	Big Ten	14-6	T-1st	Postseason Cancelled
2020-21	Wisconsin	18-12	.600	Big Ten	10-10	--	NCAA 2nd Round
2021-22	Wisconsin	25-8	.758	Big Ten	15-5	T-1st	NCAA 2nd Round
2022-23	Wisconsin	20-15	.588	Big Ten	9-11	12th	NIT Semifinals
2023-24	Wisconsin	7-2	.714	Big Ten	1-0	--	--

Totals (8 seasons) 171-95 (.643) 94-61 (.606) 5 NCAA appearances

GARD vs. DIVISION I TEAMS

Team	Home	Away	Neut.	Total	Team	Home	Away	Neut.	Total
Arkansas-Pine Bluff	1-0	0-0	0-0	1-0	North Carolina	0-0	0-0	1-1	1-1
Arkansas State	1-0	0-0	0-0	1-0	North Carolina State	1-0	0-1	0-0	1-1
Baylor	0-0	0-0	0-2	0-2	North Texas	0-0	0-0	0-1	0-1
Bradley	1-0	0-0	0-0	1-0	Northwestern	3-3	4-2	1-0	7-5
Central Arkansas	1-0	0-0	0-0	1-0	Notre Dame	0-0	0-0	0-1	0-1
Chicago State	2-0	0-0	0-0	2-0	Ohio State	4-2	3-2	0-1	7-5
Colgate	0-0	0-0	1-0	1-0	Oklahoma	1-0	0-0	1-0	2-0
Coppin State	1-0	0-0	0-0	1-0	Oregon	0-0	1-0	0-1	1-1
Creighton	0-0	0-1	0-0	0-1	Penn State	5-0	5-1	1-0	11-1
Dayton	0-0	0-0	1-0	1-0	Pittsburgh	0-0	0-0	1-0	1-0
Eastern Illinois	2-0	0-0	0-0	2-0	Prairie View A&M	1-0	0-0	0-0	1-0
Florida	0-0	0-0	0-1	0-1	Providence	0-1	0-1	0-0	0-2
Florida A&M	1-0	0-0	0-0	1-0	Purdue	3-3	1-5	0-0	4-8
Georgetown	0-0	0-0	1-0	1-0	Rhode Island	1-0	0-0	0-0	1-0
Georgia Tech	0-0	1-0	0-0	1-0	Rider	1-0	0-0	0-0	1-0
Grambling State	1-0	0-0	0-0	1-0	Richmond	1-0	0-0	0-1	0-1
Green Bay	7-0	0-0	0-0	7-0	Robert Morris	1-0	0-0	0-0	1-0
Houston	0-0	0-0	1-0	1-0	Rutgers	4-2	1-2	1-0	6-4
Houston Baptist	1-0	0-0	0-0	1-0	St. Francis Brooklyn	1-0	0-0	0-0	1-0
Idaho State	1-0	0-0	0-0	1-0	Saint Mary's	0-0	0-0	1-1	1-1
Illinois	3-3	4-3	0-0	7-6	Savannah State	1-0	0-0	0-0	1-0
Illinois State	1-0	0-0	0-0	1-0	SMU	0-0	0-0	1-0	1-0
Indiana	6-0	3-3	1-0	9-3	South Carolina State	1-0	0-0	0-0	1-0
Iowa	3-2	3-3	0-1	6-6	South Dakota	1-0	0-0	0-0	1-0
Iowa State	0-0	0-0	0-1	0-1	Stanford	0-0	0-0	2-0	2-0
Kansas	0-0	0-0	0-1	0-1	Syracuse	1-0	0-0	0-0	1-0
Lehigh	1-0	0-0	0-0	1-0	Temple	0-0	0-1	0-0	0-1
Liberty	1-0	0-0	0-0	1-0	Tennessee	0-1	1-0	1-0	2-1
Louisville	1-0	0-0	0-0	1-0	Texas A&M	0-0	0-0	1-0	1-0
Loyola	1-0	0-0	0-0	1-0	UCLA	0-0	0-0	0-1	0-1
Marquette	4-1	1-2	0-0	5-3	USC	0-0	0-0	1-0	1-0
Maryland	4-2	3-3	1-0	8-5	Villanova	0-0	0-0	1-0	1-0
UMass Lowell	1-0	0-0	0-0	1-0	Virginia	0-0	0-1	0-1	0-2
McNeese State	1-0	0-0	0-0	1-0	Virginia Tech	0-0	0-0	1-0	1-0
Michigan	5-2	1-4	0-1	6-7	Wake Forest	0-1	0-0	0-0	0-1
Michigan State	2-4	3-4	0-3	5-11	Western Illinois	1-0	0-0	0-0	1-0
Milwaukee	2-0	0-0	0-0	2-0	Western Kentucky	1-0	0-1	0-0	1-1
Minnesota	6-1	5-1	0-0	11-2	Western Michigan	1-0	0-0	0-0	1-0
Nebraska	3-2	5-2	1-1	9-5	Xavier	0-0	1-0	1-0	2-1
New Mexico	0-0	0-0	0-1	0-1	Yale	0-0	0-0	0-0	1-0
Nicholls	1-0	0-0	0-0	1-0					
					Total	99-31	48-43	24-21	171-95



THE GARD FILE

- Career Record (9th Season): 171-95 (.643)
 - Record at Wisconsin (9th Season): Same
- Big Ten Record (9th Season): 94-61 (.606)
- NCAA Tournament Appearances/Record: 5 / 6-5
- Hometown: Cobb, Wis.
- Alma Mater: UW-Platteville, 1995 (Physical & Health Ed) Master's Degree: UW-Platteville, 2007 (Counselor Ed)
- Family: Wife Michelle; Children Mackenzie, Isaac, Peyton

COACHING EXPERIENCE

Position	School	Years
Assistant Coach	Southwestern (Wis.) HS	1990-93
Assistant Coach	Platteville (Wis.) HS	1993-94
Assistant Coach	UW-Platteville	1993-99
Assistant Coach	UW-Milwaukee	1999-01
Assoc. Head Coach	Wisconsin	2001-15
Head Coach	Wisconsin	2015-Present

CAREER HIGHLIGHTS

Date	Highlight
Dec. 15, 2015	Assumed role of interim head coach upon the retirement of Bo Ryan
Dec. 23, 2015	First career win, 84-79, vs. Green Bay
Jan. 2, 2016	First Big Ten win, 79-57, vs. Rutgers
Jan. 17, 2016	First ranked win, 77-76, vs. #4 MSU
Feb. 13, 2016	First road win over ranked team, 70-57, at #2 Maryland
March 7, 2016	Officially named UW head coach
March 18, 2016	First NCAA tournament win, 47-43, vs. 10th-seeded Pittsburgh
April 4, 2016	Jim Phelan National Coach of the Year
March 18, 2017	UW knocks off No. 1 overall seeded Villanova in NCAA second round
Feb. 15, 2018	UW tallied sixth top-10 win in 3 seasons under Gard (#6 PUR, 57-53)
Jan. 19, 2019	UW earned 4th win vs. top-5 team under Gard (#2 MICH, 64-54)
Jan. 3, 2020	UW won at #5 Ohio State, 61-47
March 7, 2020	Led UW to Big Ten title (60-56 W at IND)
March 9, 2020	Named 2020 Big Ten Coach of the Year
Dec. 25, 2020	UW wins at MSU first time since 2004
Nov. 24, 2021	UW wins first Maui Invitational tournament title in school history
Jan. 3, 2022	UW wins at #3 Purdue, 74-69
March 1, 2022	Led UW to Big Ten title with 70-67 home win over #8 Purdue
March 8, 2022	2022 Big Ten Coach of the Year

2 | AJ STORR

Sophomore | Guard | 6-7 | 205
Rockford, Ill. | IMG Academy (FL)



X/Twitter: @storr_aj | Instagram: @theajstorr_

GET TO KNOW AJ

All-BIG EAST freshman selection AJ Storr begins his first season with Wisconsin after transferring from St. John's, where he became a key contributor in his first season with the Red Storm. The Rockford, Illinois, native played in all 33 games last season, averaging 8.8 points per game while shooting 40.4 percent (38-for-94) from 3-point range (led all BIG EAST freshmen). Storr started the final 17 games of the season, averaging 11.8 points per game and scoring in double figures 11 times during that stretch. He elevated his play in BIG EAST action by averaging 10.5 points in 20 league contests (12.0 ppg in 15 career BIG EAST starts).

HONORS

- 2023 BIG EAST All-Freshman Team

INDIVIDUAL BENCHMARKS

	SEASON	CAREER
GP/GS	9/9	42/26
10+ POINTS:	7	21
20+ POINTS:	2	4
3+ 3-PTERS MADE:	1	6
5+ REBOUNDS:	4	7
LED TEAM IN PTS:	4	9
LED TEAM IN 3FG:	3	12

MISCELLANEOUS STATISTICS

- Last 20+ pt game: 22 at Michigan State (12/5/23)
- Last 30+ pt game: --
- Last 10+ reb game: --
- Last double-double: --

TOP PERFORMANCES

- at Michigan State (12/5/23): Scored a game-high 22 points, shooting 8-for-11 FG (4-6 3FG), plus 5 reb.
- vs #9 Tennessee (11/10/23): Scored a team-high 17 points, plus 2 assists and 1 rebound.
- vs Arkansas St (11/6/23): Made his Wisconsin debut posting 15 points, 2 rebounds, 1 block and 1 steal.
- at Creighton (1/15/23): Scored a career high 23 points (9-16 FG, 3-5 3FG).
- vs UConn (2/25/23): Finished with 20 points against #18 UConn, the eventual national champs

SEASON HIGHS

POINTS: 22 (2x) MR at Michigan St (12/5/23)
FIELD GOALS: 8 at Michigan St (12/5/23)
FG ATTEMPTS: 20 vs. Tennessee (11/10/23)
3-POINT FGS: 4 at Michigan St (12/5/23)
3-POINT FGAS: 7 vs. Tennessee (11/10/23)
FREE THROWS: 6 at Providence (11/14/23)
FT ATTEMPTS: 6 at Providence (11/14/23)
REBOUNDS: 6 vs. Virginia (11/20/23)
ASSISTS: 2 (3x) MR vs. Virginia (11/20/23)
BLOCKS: 1 vs. Arkansas State (11/6/23)
STEALS: 1 (5x) MR at Michigan St (12/5/23)
MINUTES: 33 vs. Tennessee (11/10/23)

CAREER HIGHS

POINTS: 23 at Creighton (1/25/23)*
FIELD GOALS: 9 at Creighton (1/25/23)*
FG ATTEMPTS: 20 vs. Tennessee (11/10/23)
3-POINT FGS: 4 (2x) MR at Michigan St (12/5/23)
3-POINT FGAS: 7 vs. Tennessee (11/10/23)
FREE THROWS: 6 (2x) MR at Providence (11/14/23)
FT ATTEMPTS: 8 (2x) MR vs. Butler (3/8/23)*
REBOUNDS: 7 (2x) MR at DePaul (2/14/23)*
ASSISTS: 5 vs. Georgetown (1/29/23)*
BLOCKS: 2 vs. Seton Hall (2/1/23)*
STEALS: 4 vs. Georgetown (1/29/23)*
MINUTES: 41 at DePaul (2/14/23)*

*recorded at St. John's

GAME-BY-GAME STATISTICS

#2 STORR, AJ

Opponent	Date	GS	MIN	Total		3-Pointers		Free throws		Rebounds		PF		A	TO	BLK	STL	PTS	AVG		
				FG-FGA	PCT	3FG-3FGA	PCT	FT-FTA	PCT	OFF	DEF	TOT	AVG								
Arkansas St.	11/06/2023	*	23:56	6-13	.462	0-2	.000	3-4	.750	0	2	2	2.0	2	2	0	1	1	15	15.0	
Tennessee	11/10/2023	*	33:05	7-20	.350	2-7	.286	1-2	.500	0	1	1	1.5	2	2	0	0	0	17	16.0	
at Providence	11/14/2023	*	29:42	7-17	.412	2-6	.333	6-6	1.000	1	4	5	2.7	1	1	3	0	0	22	18.0	
Robert Morris	11/17/2023	*	21:41	3-10	.300	0-2	.000	2-2	1.000	0	0	0	2.0	0	0	1	0	1	8	15.5	
vs Virginia	11/20/2023	*	21:12	2-6	.333	1-2	.500	2-2	1.000	2	4	6	2.8	0	2	2	0	1	7	13.8	
vs SMU	11/22/2023	*	18:39	5-11	.455	0-3	.000	1-1	1.000	1	1	2	2.7	0	1	0	0	1	11	13.3	
Western Ill.	11/27/2023	*	17:24	4-8	.500	1-4	.250	4-4	1.000	0	2	2	2.6	1	0	3	0	0	13	13.3	
Marquette	12/02/2023	*	30:16	5-14	.357	0-2	.000	3-3	1.000	2	3	5	2.9	1	0	2	0	0	13	13.3	
at Michigan St.	12/05/2023	*	29:05	8-11	.727	4-6	.667	2-2	1.000	0	5	5	3.1	1	0	3	0	1	22	14.2	
Totals			9	225:01	47-110	.427	10-34	.294	24-26	.923	6	22	28	3.1	8	8	14	1	5	128	14.2

CAREER STATISTICS

STORR, Aj

		Field Goals					3-Point		F-Throws		Rebounds			PF		A		TO		BLK		STL		Scoring	
SEASON	TEAM	GP-GS	MIN/AVG	FG-FGA	FG%	3FG-3FGA	3FG%	FT-FTA	FT%	OFF	DEF	TOT	AVG	PF-FO	A	TO	BLK	STL	PTS	AVG					
2022-23	SJU	33-17	695/21.1	106-244	.434	38-94	.404	42-56	.750	10	54	64	1.9	54-0	27	36	6	13	292	8.8					
2023-24	Wisc	9-9	225/25.0	47-110	.427	10-34	.294	24-26	.923	6	22	28	3.1	8-0	8	14	1	5	128	14.2					
TOTAL FOR Wisc		9-9	225/25.0	47-110	.427	10-34	.294	24-26	.923	6	22	28	3.1	8-0	8	14	1	5	128	14.2					
TOTAL		42-26	920/21.9	153-354	.432	48-128	.375	66-82	.805	16	76	92	2.2	62-0	35	50	7	18	420	10.0					

3 | CONNOR ESSEGIAN

Sophomore | Guard | 6-4 | 195
Fort Wayne, Ind. | Central Noble



X/Twitter: @CEssegian | Instagram: @connoressegian

INDIVIDUAL BENCHMARKS

Connor Essegian burst onto the scene in his first season at Wisconsin, playing in all 35 games (started final 19) averaging 11.7 points per game. The Fort Wayne, Indiana native became the eighth Badger to earn Big Ten All-Freshman Team honors. He became just the fifth Badger over the last 25 years to average double figures in their freshman season. The sharpshooter made 69 made 3-pointers on the season, breaking the school record for most 3-point field goals by a freshman. One of the most prolific prep scorers in Indiana basketball history, Essegian scored 2,526 career points at Central Noble High School which ranked No. 10 on the all-time scoring list in the state of Indiana. He led Central Noble to the Class 2A state basketball championship as a senior.

HONORS

- 2023 Big Ten All-Freshman Team

GET TO KNOW CONNOR

	SEASON	CAREER
GP/GS:	9/0	44/19
10+ POINTS:	--	24
20+ POINTS:	--	2
3+ 3-PTERS MADE:	--	9
LED TEAM IN PTS:	--	7
LED TEAM IN 3FG:	1	16

MISCELLANEOUS STATISTICS

- Last 4+ 3-pointers: 5 vs. Northwestern (2/5/23)
- Last 20+ pt game: 26 at Michigan (2/26/23)
- Last 30+ pt game: --
- Last 10+ reb game: 11 at Indiana (1/14/23)
- Last double-double: 14p, 11r at Indiana (1/14/23)

TOP PERFORMANCES

- **vs #3 Kansas (11/24/22):** Played 31 minutes off the bench, sparking UW with 17 pts (6-12 FG and 5 reb
- **vs Michigan:** Scored a game high 23 points (6-12 FG, 9-10 FT), plus 3 reb in the win
- **at Michigan:** Scored a career high 24 points

SEASON HIGHS

POINTS: 6 vs. Western Illinois (11/27/23)
FIELD GOALS: 2 (3x) MR vs. Western Ill (11/27/23)
FG ATTEMPTS: 7 vs. Western Illinois (11/27/23)
3-POINT FGS: 2 vs. Western Illinois (11/27/23)
3-POINT FGAS: 6 vs. Western Illinois (11/27/23)
FREE THROWS: 2 vs. Tennessee (11/10/23)
FT ATTEMPTS: 2 vs. Tennessee (11/10/23)
REBOUNDS: 2 (4x) MR vs. Western Ill (11/27/23)
ASSISTS: 1 (3x) MR vs. Western Ill (11/27/23)
BLOCKS: --
STEALS: 2 vs. Tennessee (11/10/23)
MINUTES: 14 vs. Western Illinois (11/27/23)

CAREER HIGHS

POINTS: 24 at Michigan (2/26/23)
FIELD GOALS: 10 at Michigan (2/26/23)
FG ATTEMPTS: 21 at Michigan (2/26/23)
3-POINT FGS: 5 vs. Northwestern (2/5/23)
3-POINT FGAS: 11 vs. Northwestern (2/5/23)
FREE THROWS: 9 (2x) MR vs. Bradley (3/14/23)
FT ATTEMPTS: 10 vs. Michigan (2/14/23)
REBOUNDS: 11 at Indiana (1/14/23)
ASSISTS: 3 (2x) MR vs. Maryland (12/6/22)
BLOCKS: 1 (2x) MR vs. Maryland (12/6/22)
STEALS: 2 (2x) MR vs. Tennessee (11/10/23)
MINUTES: 39 at Nebraska (2/11/23)

GAME-BY-GAME STATISTICS

#3 ESSEGIAN, Connor

Opponent	Date	GS	MIN	Total		3-Pointers		Free throws		Rebounds		PF		A	TO	BLK	STL	PTS	AVG	
				FG-FGA	PCT	3FG-FGA	PCT	FT-FTA	PCT	OFF	DEF	TOT	AVG							
Arkansas St.	11/06/2023		04:35	2-3	.667	0-0	.000	0-0	.000	0	1	1	1.0	1	0	0	0	4	4.0	
Tennessee	11/10/2023		11:27	1-2	.500	0-1	.000	2-2	1.000	1	1	2	1.5	2	0	2	4	4.0		
at Providence	11/14/2023		06:19	0-3	.000	0-1	.000	0-0	.000	0	0	0	1.0	1	1	1	0	0	2.7	
Robert Morris	11/17/2023		06:39	0-1	.000	0-1	.000	0-0	.000	0	0	0	0.8	0	0	0	0	0	2.0	
vs Virginia	11/20/2023		04:17	1-3	.333	0-2	.000	0-0	.000	0	2	2	1.0	0	0	0	0	2	2.0	
vs SMU	11/22/2023		12:50	2-6	.333	1-5	.200	0-0	.000	1	1	2	1.2	0	1	2	0	5	2.5	
Western Ill.	11/27/2023		13:38	2-7	.286	2-6	.333	0-0	.000	0	2	2	1.3	1	1	0	0	6	3.0	
Marquette	12/02/2023		03:11	0-1	.000	0-1	.000	0-0	.000	0	0	0	1.1	0	0	1	0	0	2.6	
at Michigan St.	12/05/2023		03:55	1-1	1.000	1-1	1.000	0-0	.000	0	0	0	1.0	0	0	0	0	1	3	2.7
Totals		0	66:52	9-27	.333	4-18	.222	2-2	1.000	2	7	9	1.0	5	3	6	0	3	24	2.7

CAREER STATISTICS

ESSEGIAN, Connor

			Field Goals		3-Point		F-Throws		Rebounds							Scoring				
SEASON	TEAM	GP-GS	MIN/AVG	FG-FGA	FG%	3FG-3FGA	3FG%	FT-FTA	FT%	OFF	DEF	TOT	AVG	PF-FO	A	TO	BLK	STL	PTS	AVG
2022-23	Wisc	35-19	959/27.4	133-329	.404	69-192	.359	76-86	.884	24	107	131	3.7	60-0	26	36	1	19	411	11.7
2023-24	Wisc	9-0	67/7.4	9-27	.333	4-18	.222	2-2	1.000	2	7	9	1.0	5-0	3	6	0	3	24	2.7
TOTAL		44-19	1025/23.3	142-356	.399	73-210	.348	78-88	.886	26	114	140	3.2	65-0	29	42	1	22	435	9.9

4 | KAMARI McGEE

Junior | Guard | 6-0 | 180
Racine, Wis. | Racine St. Catherine's



X/Twitter: @KamariMcGee | Instagram: @killa._kam

GET TO KNOW KAMARI

A native of Racine, Wisconsin, junior guard Kamari McGee begins his second season representing his home state Badgers in 2023-24. As someone who grew up in the state of Wisconsin, McGee is realizing a lifelong dream of being a Wisconsin Badger. Embracing his role, McGee played in all 30 games last season coming off of the bench and providing key production and energy as a reserve. McGee was integral in helping UW end its season with momentum, which included a postseason run to the semifinals of the NIT. A vocal team leader and a great representative of the University of Wisconsin, McGee is in position again to be a key asset this season for a loaded Badgers squad.

INDIVIDUAL BENCHMARKS

	SEASON	CAREER
GP/GS:	9/0	70/22
10+ POINTS:	--	16
20+ POINTS:	--	5
3+ ASSISTS:	--	9
2+ STEALS:	1	9
LED TEAM IN PTS:	--	11
LED TEAM IN AST:	--	12

MISCELLANEOUS STATISTICS

- Last 3+ 3-pointers: 3 vs. Rutgers (2/18/23)
- Last 20+ pt game: 20 at Detroit Mercy (3/1/22)*
- Last 30+ pt game: --
- Last 4+ ast game: 4 vs. Cleveland State (2/20/22)*
- Last double-double: --

TOP PERFORMANCES

*recorded at Green Bay

- vs Robert Morris (11/17/23): Season high 17 minutes off bench with 6 points (4-6 FT), 1 reb, 1 stl.
- vs Michigan (2/26/23): Played a season high 25 points in a win over Michigan, tallying 6 pts and 3 reb
- at Marquette (12/3/22): Scored his first points as a Badger, finishing with 5 pts off the bench in a win.
- vs Wright State (2/9/22): Finished with a career high 24 points, 5 rebounds and 5 steals for Green Bay

SEASON HIGHS

- POINTS: 6 vs. Robert Morris (11/17/23)
- FIELD GOALS: 1 (3x) MR vs. Virginia (11/20/23)
- FG ATTEMPTS: 3 vs. Virginia (11/20/23)
- 3-POINT FGS: 1 vs. Virginia (11/20/23)
- 3-POINT FGAS: 1 (3x) MR vs. Western Ill (11/27/23)
- FREE THROWS: 4 vs. Robert Morris (11/17/23)
- FT ATTEMPTS: 6 vs. Robert Morris (11/17/23)
- REBOUNDS: 2 vs. SMU (11/22/23)
- ASSISTS: 2 (2x) MR vs. Western Ill (11/27/23)
- BLOCKS: --
- STEALS: 2 vs. SMU (11/22/23)
- MINUTES: 17 vs. Robert Morris (11/17/23)

CAREER HIGHS

- POINTS: 24 vs. Wright State (2/9/22)*
- FIELD GOALS: 9 (2x) MR vs. Wright State (2/9/22)*
- FG ATTEMPTS: 19 vs. UIC (1/15/22)*
- 3-POINT FGS: 3 vs. Rutgers (2/18/23)
- 3-POINT FGAS: 8 at Milwaukee (2/13/22)*
- FREE THROWS: 8 vs. Milwaukee (1/5/22)*
- FT ATTEMPTS: 8 vs. Milwaukee (1/5/22)*
- REBOUNDS: 9 (2x) MR vs. Detroit (3/1/22)*
- ASSISTS: 4 (2x) MR vs. Cleveland St (2/20/22)*
- BLOCKS: 1 (2x) MR vs. Pur-Ft Wayne (2/18/22)*
- STEALS: 4 at IUPUI (2/26/22)*
- MINUTES: 40 vs. UIC (1/15/22)*

*recorded at Green Bay

GAME-BY-GAME STATISTICS

#4 MCGEE, Kamari

Opponent	Date	GS	MIN	Total		3-Pointers		Free throws		Rebounds										
				FG-FGA	PCT	3FG-3FGA	PCT	FT-FTA	PCT	OFF	DEF	TOT	AVG	PF	A	T	BLK	STL	PTS	AVG
Arkansas St.	11/06/2023		07:15	1-1	1.000	0-0	.000	0-0	.000	0	1	1	1.0	2	0	2	0	0	2	2.0
Tennessee	11/10/2023		02:01	0-0	.000	0-0	.000	0-0	.000	0	0	0	0.5	1	0	0	0	0	0	1.0
at Providence	11/14/2023		00:44	0-0	.000	0-0	.000	0-0	.000	0	0	0	0.3	1	0	0	0	0	0	0.7
Robert Morris	11/17/2023		16:46	1-1	1.000	0-0	.000	4-6	.667	0	1	1	0.5	3	0	0	0	1	6	2.0
vs Virginia	11/20/2023		14:01	1-3	.333	1-1	1.000	0-0	.000	0	0	0	0.4	1	2	0	0	3	2.2	
vs SMU	11/22/2023		11:40	0-1	.000	0-1	.000	0-0	.000	0	2	2	0.7	0	0	0	0	2	0	1.8
Western Ill.	11/27/2023		09:14	0-1	.000	0-1	.000	0-0	.000	0	0	0	0.6	2	2	0	0	1	0	1.6
Marquette	12/02/2023		04:17	0-0	.000	0-0	.000	0-0	.000	0	0	0	0.5	1	0	0	0	0	0	1.4
at Michigan St.	12/05/2023		03:24	0-1	.000	0-0	.000	0-0	.000	1	0	1	0.6	0	0	1	0	1	0	1.2
Totals		0	69:23	3-8	.375	1-3	.333	4-6	.667	1	4	5	0.6	11	4	3	0	5	11	1.2

CAREER STATISTICS

MCGEE, Kamari

SEASON	TEAM	GP-GS	MIN/AVG	Field Goals		3-Point		F-Throws		Rebounds				Scoring						
				FG-FGA	FG%	3FG-3FGA	3FG%	FT-FTA	FT%	OFF	DEF	TOT	AVG	PF-FO	A	T	BLK	STL	PTS	AVG
2021-22	GB	30-21	873/29.1	132-340	.388	25-91	.275	59-73	.808	16	67	83	2.8	72-1	58	76	2	32	348	11.6
2022-23	Wisc	31-0	219/7.1	14-50	.280	5-27	.185	7-8	.875	4	16	20	0.6	24-0	16	8	0	7	40	1.3
2023-24	Wisc	9-0	69/7.7	3-8	.375	1-3	.333	4-6	.667	1	4	5	0.6	11-0	4	3	0	5	11	1.2
TOTAL FOR Wisc		40-0	288/7.2	17-58	.293	6-30	.200	11-14	.786	5	20	25	0.6	35-0	20	11	0	12	51	1.3
TOTAL		70-21	1162/16.6	149-398	.374	31-121	.256	70-87	.805	21	87	108	1.5	107-1	78	87	2	44	399	5.7

5 | TYLER WAHL

Graduate Student | Forward | 6-9 | 225
Lakeville, Minn. | Lakeville North



X/Twitter: @tjwahl01 | Instagram: @tjwahl01

GET TO KNOW TYLER

Wisconsin's most experienced player, fifth-year senior Tyler Wahl has developed into one of the most versatile players in college basketball. Wahl does a little bit of everything for the Badgers, finishing last season ranked second in rebounding (6.3 rpg), third in assists (2.3 apg), third in steals (1.2 spg) and fourth in scoring (11.3 ppg). Wahl finished the 2022-23 season with momentum and returning to form, averaging 10.9 points (48.2% FG), 7.3 rebounds, 2.9 assists and 1.5 steals per game over the final 10 games.

HONORS

- 2023 Fort Myers Tip-Off Tournament MVP
- 2022 All-Big Ten Honorable Mention
- 2022 Battle 4 Atlantis All-Tournament Team
- 2021 Maui Invitational All-Tournament Team

INDIVIDUAL BENCHMARKS

	SEASON	CAREER
GP/GS:	9/9	135/94
10+ POINTS:	5	48
20+ POINTS:	--	6
5+ REBOUNDS:	7	71
10+ REBOUNDS:	1	13
DOUBLE-DOUBLES:	--	9
LED UW IN PTS:	2	12
LED UW IN REB:	2	32

MISCELLANEOUS STATISTICS

- Last 20+ pt game: 21 at Minnesota (3/5/23)
- Last 30+ pt game: --
- Last 10+ reb game: 10 vs. Ohio State (3/8/23)
- Last double-double: 19p, 10r vs. Ohio St. (3/8/23)

TOP PERFORMANCES

- vs Robert Morris (11/17/23): Team high 18 points (5-5 FG, 8-12 FT), plus 5 reb, 1 ast, 1 stl and 1 blk.
- vs #3 Kansas (11/24/22): Matched a career high at 23 points, plus 10 rebounds, 3 steal and 2 assists.
- vs #8 Purdue (3/1/22): Team-high 19 points and a career high 5 steals in conference title clinching win.
- vs #16 Ohio State (1/13/22): Scored 20 points, grabbed 7 boards, dished 6 assists and had 3 steals.

SEASON HIGHS

POINTS: 18 vs. Robert Morris (11/17/23)
FIELD GOALS: 6 vs. SMU (11/22/23)
FG ATTEMPTS: 13 vs. Virginia (11/20/23)
3-POINT FGS: --
3-POINT FGAS: 2 at Providence (11/14/23)
FREE THROWS: 8 vs. Robert Morris (11/17/23)
FT ATTEMPTS: 12 vs. Robert Morris (11/17/23)
REBOUNDS: 10 vs. Virginia (11/20/23)
ASSISTS: 2 (4x) MR at Michigan St (12/5/23)
BLOCKS: 1 (4x) MR at Michigan St (12/5/23)
STEALS: 2 (2x) MR vs. SMU (11/22/23)
MINUTES: 33 vs. Tennessee (11/10/23)

CAREER HIGHS

POINTS: 23 (2x) MR vs. Kansas (11/24/22)
FIELD GOALS: 9 (2x) MR at Iowa (12/11/22)
FG ATTEMPTS: 19 vs. Kansas (11/24/22)
3-POINT FGS: 2 (3x) MR vs. Ohio State (1/13/22)
3-POINT FGAS: 5 at Nebraska (2/10/21)
FREE THROWS: 9 vs. South Dakota (11/7/22)
FT ATTEMPTS: 12 (2x) MR vs. Robert Morris (11/17/23)
REBOUNDS: 15 vs. Green Bay (12/1/20)
ASSISTS: 8 at Penn State (2/8/23)
BLOCKS: 4 vs. Saint Mary's (11/24/21)
STEALS: 5 (2x) MR vs. Nebraska (3/6/22)
MINUTES: 42 at Penn State (2/8/23)

GAME-BY-GAME STATISTICS

#5 WAHL, Tyler

Opponent	Date	GS	MIN	Total		3-Pointers		Free throws		Rebounds				PF				TO				PTS			
				FG-FGA	PCT	3FG-3FGA	PCT	FT-FTA	PCT	OFF	DEF	TOT	AVG	A	BLK	STL	PTS	AVG							
Arkansas St.	11/06/2023	*	13:16	4-5	.800	0-0	.000	0-1	.000	1	0	1	1.0	4	2	3	0	1	8	8.0					
Tennessee	11/10/2023	*	32:43	4-6	.667	0-0	.000	2-7	.286	1	7	8	4.5	2	2	3	1	0	10	9.0					
at Providence	11/14/2023	*	28:46	3-9	.333	0-2	.000	0-0	.000	1	4	5	4.7	3	0	2	1	2	6	8.0					
Robert Morris	11/17/2023	*	28:37	5-5	1.000	0-0	.000	8-12	.667	3	2	5	4.8	3	1	3	1	1	18	10.5					
vs Virginia	11/20/2023	*	25:32	4-13	.308	0-0	.000	1-2	.500	7	3	10	5.8	1	2	0	0	1	9	10.2					
vs SMU	11/22/2023	*	26:15	6-11	.545	0-0	.000	2-2	1.000	4	2	6	5.8	4	0	0	1	2	14	10.8					
Western Ill.	11/27/2023	*	26:06	4-5	.800	0-0	.000	4-5	.800	0	3	3	5.4	1	0	0	0	0	12	11.0					
Marquette	12/02/2023	*	27:53	3-7	.429	0-1	.000	4-5	.800	4	3	7	5.6	2	1	1	0	0	10	10.9					
at Michigan St.	12/05/2023	*	22:29	3-7	.429	0-0	.000	2-2	1.000	3	5	8	5.9	2	2	2	1	0	8	10.6					
Totals			9 231:37	36-68	.529	0-3	.000	23-36	.639	24	29	53	5.9	22	10	14	5	7	95	10.6					

CAREER STATISTICS

WAHL, Tyler

SEASON	TEAM	GP-GS	MIN/AVG	Field Goals		3-Point		F-Throws		Rebounds				Scoring						
				FG-FGA	FG%	3FG-3FGA	3FG%	FT-FTA	FT%	OFF	DEF	TOT	AVG	PF-FO	A	TO	BLK	STL	PTS	AVG
2019-20	Wisc	31-3	478/15.4	34-79	.430	6-28	.214	7-18	.389	34	48	82	2.6	64-0	32	33	5	20	81	2.6
2020-21	Wisc	31-18	762/24.6	58-133	.436	10-36	.278	34-60	.567	33	100	133	4.3	68-1	42	28	21	31	160	5.2
2021-22	Wisc	32-32	973/30.4	145-281	.516	6-37	.162	70-100	.700	52	137	189	5.9	80-1	49	52	25	37	366	11.4
2022-23	Wisc	32-32	1008/31.5	134-317	.423	10-34	.294	83-131	.634	50	151	201	6.3	84-2	81	71	14	39	361	11.3
2023-24	Wisc	9-9	232/25.7	36-68	.529	0-3	.000	23-36	.639	24	29	53	5.9	22-0	10	14	5	7	95	10.6
TOTAL		135-94	3452/25.6	407-878	.464	32-138	.232	217-345	.629	193	465	658	4.9	318-4	214	198	70	134	1063	7.9

10

ISAAC LINDSEY

Junior | Guard | 6-4 | 185

Mineral Point, Wis. | Mineral Point



X/Twitter: @IsaacLindsey10 | Instagram: @isaaclindsey_

GET TO KNOW ISAAC

A transfer from UNLV, Isaac Lindsey returned home to Wisconsin and is now in his third season with the Badgers in 2023-24. Last year, the 6-foot-4 guard was placed on scholarship and played in 23 games for the Badgers. Lindsey brought a burst of energy from off the bench in some key spots for UW, including a season-high eight points vs. No. 5 Purdue. A two-time First-Team All-State selection and two-time All-Area Player of the Year, Lindsey totaled 1,420 points, 272 assists and 137 steals at Mineral Point High School. The three-sport star also played baseball and football at Mineral Point. He started all four seasons at quarterback in football and shortstop in baseball. In baseball, Lindsey helped Mineral Point qualify for the WIAA state tournament two seasons in a row, marking the first time the school had been there since 1974.

HONORS

- Academic All-Big Ten (2023)

INDIVIDUAL BENCHMARKS

	SEASON	CAREER
GP/GS:	5/0	35/0
10+ POINTS:	--	--
2+ 3FG:	--	1
LED UW IN PTS:	--	--
LED UW IN 3FG:	--	--
10+ MIN PLAYED:	1	5

MISCELLANEOUS STATISTICS

- Last 20+ pt game: --
- Last 30+ pt game: --

TOP PERFORMANCES

- vs Arkansas State (11/6/23): Matched a career high scoring 8 points playing a career high 17 minutes.
- vs #5 Purdue (3/1/22): Scored a career high 8 points (3-3 FG, 2-2 3FG) in just 5 minutes off the bench.

SEASON HIGHS

POINTS: 8 vs. Arkansas State (11/6/23)
FIELD GOALS: 3 vs. Arkansas State (11/6/23)
FG ATTEMPTS: 6 vs. Arkansas State (11/6/23)
3-POINT FGS: 1 vs. Arkansas State (11/6/23)
3-POINT FGAS: 3 vs. Arkansas State (11/6/23)
FREE THROWS: 1 vs. Arkansas State (11/6/23)
FT ATTEMPTS: 1 vs. Arkansas State (11/6/23)
REBOUNDS: 1 (2x) MR vs. Western Ill (11/27/23)
ASSISTS: 2 vs. Arkansas State (11/6/23)
BLOCKS: 1 vs. Arkansas State (11/6/23)
STEALS: 1 (3x) MR vs. Robert Morris (11/17/23)
MINUTES: 17 vs. Arkansas State (11/6/23)

CAREER HIGHS

POINTS: 8 (2x) MR vs. Arkansas St (11/6/23)
FIELD GOALS: 3 (2x) MR vs. Arkansas St (11/6/23)
FG ATTEMPTS: 6 vs. Arkansas State (11/6/23)
3-POINT FGS: 2 vs. Purdue (3/2/23)
3-POINT FGAS: 3 (2x) MR vs. Arkansas St (11/6/23)
FREE THROWS: 1 (2x) MR vs. Arkansas St (11/6/23)
FT ATTEMPTS: 2 vs. Kansas (11/24/22)
REBOUNDS: 4 vs Michigan St. (1/10/23)
ASSISTS: 2 vs. Arkansas State (11/6/23)
BLOCKS: 1 (3x) MR vs. Arkansas St (11/6/23)
STEALS: 1 (3x) MR vs. Robert Morris (11/17/23)
MINUTES: 17 vs. Arkansas State (11/6/23)

GAME-BY-GAME STATISTICS

#10 LINDSEY, Isaac																			
Opponent	Date	GS	MIN	Total		3-Pointers		Free throws		Rebounds				PF	A	TO	BLK	STL	PTS
				FG-FGA	PCT	3FG-3FGA	PCT	FT-FTA	PCT	OFF	DEF	TOT	AVG						
Arkansas St.	11/06/2023		17:04	3-6	.500	1-3	.333	1-1	1.000	0	0	0	0.0	2	2	1	1	0	8
at Providence	11/14/2023		08:33	0-1	.000	0-0	.000	0-0	.000	0	0	0	0.0	2	0	0	0	0	4
Robert Morris	11/17/2023		03:18	0-1	.000	0-0	.000	0-0	.000	0	0	0	0.0	0	0	0	0	1	2
vs Virginia	11/20/2023		01:03	0-0	.000	0-0	.000	0-0	.000	1	0	1	0.3	0	0	0	0	0	2
Western Ill.	11/27/2023		01:29	0-1	.000	0-1	.000	0-0	.000	0	1	1	0.4	1	0	0	0	0	1
Totals		0	31:28	3-9	.333	1-4	.250	1-1	1.000	1	1	2	0.4	5	2	1	1	1	8

CAREER STATISTICS

LINDSEY, Isaac																			
SEASON	TEAM	GP-GS	MIN/AVG	Field Goals		3-Point		F-Throws		Rebounds				Scoring					
				FG-FGA	FG%	3FG-3FGA	3FG%	FT-FTA	FT%	OFF	DEF	TOT	AVG	PF-FO	A	TO	BLK	STL	PTS
2021-22	Wisc	6-0	12/2.0	1-5	.200	1-3	.333	0-0	.000	0	0	0	0.0	0-0	0	0	0	0	3
2022-23	Wisc	24-0	142/5.9	13-41	.317	8-24	.333	1-2	.500	3	15	18	0.8	20-0	2	2	1	3	35
2023-24	Wisc	5-0	31/6.3	3-9	.333	1-4	.250	1-1	1.000	1	1	2	0.4	5-0	2	1	1	1	8
TOTAL		35-0	185/5.3	17-55	.309	10-31	.323	2-3	.667	4	16	20	0.6	25-0	4	3	2	4	46

11 | MAX KLESMIT

Junior | Guard | 6-9 | 225
Neenah, Wis. | Neenah



X/Twitter: @maxkle2 | Instagram: @maxklesmit

GET TO KNOW MAX

A high-scoring guard for two seasons at Wofford, transfer Max Klesmit found his offensive stride down the stretch last season for Wisconsin. The Neenah, Wisconsin native scored in double figures for UW in seven of the last 12 games, including 15-plus points in four of the last eight games. The Badgers advanced to the NIT semifinals, during which Klesmit averaged 10.8 points while shooting 48.1 percent from the floor.

HONORS

- 2022 Third-Team All-Southern Conference
- 2022 Southern Conference All-Freshman Team

INDIVIDUAL BENCHMARKS

	SEASON	CAREER
GP/GS:	9/9	92/75
10+ POINTS:	3	48
20+ POINTS:	1	8
5+ REBOUNDS:	--	15
3+ ASSISTS:	1	16
LED TEAM IN PTS:	1	11
LED TEAM IN 3FG:	2	25

MISCELLANEOUS STATISTICS

- Last 4+ 3-pointers: 4 at Michigan (2/26/23)
 - Last 20+ pt game: 21 vs. #3 Marquette (12/2/23)
 - Last 30+ pt game: --
 - Last double-double: 19p, 10r vs. Ohio St. (3/8/23)
- *recorded at Wofford

TOP PERFORMANCES

- vs #3 Marquette (12/2/23): Most points as a Badger with a game-high 21 points (all first half) in the win.
- vs SMU (11/22/23): Finished with 12 points, 3 rebounds and 3 steals in championship game win.
- vs #5 Purdue (3/1/22): Matched a season high with 19 points (3-5 3FG) - 17 pts in the second half alone.
- vs #3 Kansas (11/24/22): Played a career high 43 minutes, finishing with 13 points (4-6 FG, 2-3 3FG).

SEASON HIGHS

POINTS: 21 vs. Marquette (12/2/23)
FIELD GOALS: 6 vs. Marquette (12/2/23)
FG ATTEMPTS: 12 vs. Marquette (12/2/23)
3-POINT FGS: 5 vs. Marquette (12/2/23)
3-POINT FGAS: 10 vs. Marquette (12/2/23)
FREE THROWS: 4 vs. Marquette (12/2/23)
FT ATTEMPTS: 4 vs. Marquette (12/2/23)
REBOUNDS: 3 (3x) MR vs. SMU (11/22/23)
ASSISTS: 3 vs. Tennessee (11/10/23)
BLOCKS: --
STEALS: 3 vs. SMU (11/22/23)
MINUTES: 37 vs. Marquette (12/2/23)

CAREER HIGHS

POINTS: 27 (2x) MR vs. The Citadel (1/19/22)*
FIELD GOALS: 10 vs. The Citadel (1/19/22)*
FG ATTEMPTS: 16 (3x) MR at Chattanooga (1/26/22)*
3-POINT FGS: 5 (4x) MR vs. Marquette (12/2/23)
3-POINT FGAS: 10 (4x) MR vs. Marquette (12/2/23)
FREE THROWS: 7 (2x) MR at Samford (2/9/22)*
FT ATTEMPTS: 10 at Samford (2/9/22)*
REBOUNDS: 8 (2x) MR at Nebraska (2/11/23)
ASSISTS: 6 vs. W Carolina (2/12/22)*
BLOCKS: 2 at Michigan (2/26/23)
STEALS: 5 at The Citadel (2/16/22)*
MINUTES: 43 vs. Kansas (11/24/22)

*recorded at Wofford

GAME-BY-GAME STATISTICS

#11 KLESMIT, Max

Opponent	Date	GS	MIN	Total		3-Pointers		Free throws		Rebounds		PF		A		TO		BLK		STL		PTS		AVG
				FG-FGA	PCT	3FG-3FGA	PCT	FT-FTA	PCT	OFF	DEF	TOT	AVG	PF	A	TO	BLK	STL	PTS					
Arkansas St.	11/06/2023	*	18:38	5-5	1.000	1-1	1.000	3-3	1.000	0	1	1	1.0	3	1	1	0	0	14	14.0				
Tennessee	11/10/2023	*	28:27	2-8	.250	2-7	.286	2-3	.667	1	2	3	2.0	2	3	1	0	0	8	11.0				
at Providence	11/14/2023	*	19:13	0-2	.000	0-1	.000	0-0	.000	0	1	1	1.7	4	1	1	0	2	0	7.3				
Robert Morris	11/17/2023	*	18:53	0-1	.000	0-1	.000	2-2	1.000	0	1	1	1.5	2	0	1	0	1	2	6.0				
vs Virginia	11/20/2023	*	30:46	4-7	.571	1-3	.333	0-0	.000	0	3	3	1.8	1	1	1	0	0	9	6.6				
vs SMU	11/22/2023	*	27:10	4-11	.364	2-7	.286	2-2	1.000	0	3	3	2.0	1	0	0	0	3	12	7.5				
Western Ill.	11/27/2023	*	24:39	1-3	.333	1-3	.333	0-0	.000	0	0	0	1.7	2	0	0	0	0	3	6.9				
Marquette	12/02/2023	*	36:49	6-12	.500	5-10	.500	4-4	1.000	0	1	1	1.6	1	0	3	0	2	21	8.6				
at Michigan St.	12/05/2023	*	30:27	0-4	.000	0-3	.000	2-2	1.000	0	2	2	1.7	2	0	1	0	1	2	7.9				
Totals			9	235:03	22-53	.415	12-36	.333	15-16	.938	1	14	15	1.7	18	6	9	0	9	71	7.9			

CAREER STATISTICS

KLESMIT, Max

SEASON	TEAM	GP-GS	MIN/AVG	Field Goals		3-Point		F-Throws		Rebounds		PF-FO		A	TO	BLK	STL	Scoring		
				FG-FGA	FG%	3FG-3FGA	3FG%	FT-FTA	FT%	OFF	DEF	TOT	AVG					PTS	AVG	
2020-21	WOF	19-2	429/22.6	54-116	.466	25-67	.373	22-26	.846	9	43	52	2.7	46-1	22	23	0	24	155	8.2
2021-22	WOF	31-31	986/31.8	156-350	.446	68-200	.340	82-98	.837	13	73	86	2.8	84-2	60	66	3	50	462	14.9
2022-23	Wisc	33-33	1059/32.1	91-215	.423	46-120	.383	48-69	.696	11	77	88	2.7	78-1	45	32	6	41	276	8.4
2023-24	Wisc	9-9	235/26.1	22-53	.415	12-36	.333	15-16	.938	1	14	15	1.7	18-0	6	9	0	9	71	7.9
TOTAL FOR Wisc		42-42	1294/30.8	113-268	.422	58-156	.372	63-85	.741	12	91	103	2.5	96-1	51	41	6	50	347	8.3
TOTAL		92-75	2709/29.4	323-734	.440	151-423	.357	167-209	.799	34	207	241	2.6	226-4	133	130	9	124	964	10.5

12 | LUKE HAERTLE

R-Freshman | Guard | 6-4 | 215
Hartland, Wis. | Lake Country Lutheran



X/Twitter: @LukeHaertle | Instagram: @lukehaertle

GET TO KNOW LUKE

After redshirting as a freshman last year, Luke Haertle looks to carve out a role for the Badgers in 2023-24. Joining the team as a preferred walk-on, Haertle was a standout athlete at Lake Country Lutheran, where he amassed 2,264 points and over 1,000 rebounds during his prep career. A three-time all-state basketball honoree, Haertle led Lake Country Lutheran to its first-ever WIAA state title when Lutheran won the 2022 WIAA Division 3 State Championship. As a senior, Haertle averaged 22.9 points, 10.0 rebounds and 4.9 assists per game. A multi-sport standout, Haertle was also the 2021 state player of the year at quarterback after leading Lutheran to a 10-1 record as a senior and throwing for 1,882 yards and 31 touchdowns. Haertle led Lutheran to the Division 5 state football championship as a two-way starter in 2019. He passed for a total of 77 touchdowns and 4,978 yards, while also scoring 16 rushing touchdowns and tallying 1,120 yards on the ground.

INDIVIDUAL BENCHMARKS

	SEASON	CAREER
GP/GS:	5/0	5/0
10+ POINTS:	--	--
5+ REBOUNDS:	--	--
3+ ASSISTS:	--	--
10+ MIN PLAYED:	--	--

MISCELLANEOUS STATISTICS

- Last 20+ pt game: --
- Last 30+ pt game: --

TOP PERFORMANCES

SEASON HIGHS						CAREER HIGHS					
POINTS:	--					POINTS:	--				
FIELD GOALS:	--					FIELD GOALS:	--				
FG ATTEMPTS:	--					FG ATTEMPTS:	--				
3-POINT FGS:	--					3-POINT FGS:	--				
3-POINT FGAS:	--					3-POINT FGAS:	--				
FREE THROWS:	--					FREE THROWS:	--				
FT ATTEMPTS:	--					FT ATTEMPTS:	--				
REBOUNDS:	1 (2x) MR vs. Virginia (11/20/23)					REBOUNDS:	1 (2x) MR vs. Virginia (11/20/23)				
ASSISTS:	--					ASSISTS:	--				
BLOCKS:	--					BLOCKS:	--				
STEALS:	--					STEALS:	--				
MINUTES:	2 vs. Arkansas State (11/6/23)					MINUTES:	2 vs. Arkansas State (11/6/23)				

GAME-BY-GAME STATISTICS

#12 HAERTLE, Luke

Opponent	Date	GS	MIN	Total		3-Pointers		Free throws		Rebounds										
				FG-FGA	PCT	3FG-3FGA	PCT	FT-FTA	PCT	OFF	DEF	TOT	AVG	PF	A	TO	BLK	STL	PTS	AVG
Arkansas St.	11/06/2023		02:00	0-0	.000	0-0	.000	0-0	.000	0	0	0	0.0	0	0	0	0	0	0.0	
at Providence	11/14/2023		00:44	0-0	.000	0-0	.000	0-0	.000	0	0	0	0.0	0	0	0	0	0	0.0	
Robert Morris	11/17/2023		00:16	0-0	.000	0-0	.000	0-0	.000	0	1	1	0.3	0	0	0	0	0	0.0	
vs Virginia	11/20/2023		00:43	0-0	.000	0-0	.000	0-0	.000	0	1	1	0.5	0	0	0	0	0	0.0	
Western Ill.	11/27/2023		01:16	0-0	.000	0-0	.000	0-0	.000	0	0	0	0.4	0	0	0	0	0	0.0	
Totals		0	04:59	0-0	.000	0-0	.000	0-0	.000	0	2	2	0.4	0	0	0	0	0	0.0	

CAREER STATISTICS

HAERTLE, Luke

			Field Goals		3-Point		F-Throws		Rebounds								Scoring				
SEASON	TEAM	GP-GS	MIN	AVG	FG-FGA	FG%	3FG-3FGA	3FG%	FT-FTA	FT%	OFF	DEF	TOT	AVG	PF-FO	A	TO	BLK	STL	PTS	AVG
2023-24	Wisc	5-0		5/1.0	0-0	.000	0-0	.000	0-0	.000	0	2	2	0.4	0-0	0	0	0	0	0	0.0
TOTAL		5-0		5/1.0	0-0	.000	0-0	.000	0-0	.000	0	2	2	0.4	0-0	0	0	0	0	0	0.0

14 | CARTER GILMORE

Junior | Forward | 6-7 | 232
Hartland, Wis. | Arrowhead



X/Twitter: @CarterGilmore03 | Instagram: @cartergilmore_

GET TO KNOW CARTER

A 6-foot-7 forward from Hartland, Wisconsin, Carter Gilmore is now in his fourth season with Wisconsin. Gilmore played in 35 games, including three starts, last season for the Badgers, averaging 12.9 minutes per game as a key rotation player. A preferred walk-on who has since earned a scholarship, Gilmore scored a career-high eight points in a game at Iowa last season. Gilmore was a standout in-state recruit at Arrowhead, where he finished as the all-time leading scorer (1,565 points) and led Arrowhead to a program-best record of 23-1 and a regional championship his senior season.

INDIVIDUAL BENCHMARKS

	SEASON	CAREER
GP/GS:	8/0	74/3
5+ POINTS:	--	8
10+ POINTS:	--	--
5+ REBOUNDS:	--	7
LED UW IN PTS:	--	--
LED UW IN REB:	--	--

MISCELLANEOUS STATISTICS

- Last 20+ pt game: --
- Last 30+ pt game: --

TOP PERFORMANCES

- vs. #24 Virginia (11/20/23): Had 4 points (2-2 FG) and 4 rebounds in 13 minutes off the bench in a win.
- at Iowa (11/12/22): Scored a career high 8 points, plus 4 rebounds off the bench in a win at Iowa.
- vs #13 Maryland (12/6/22): Tallied 7 points, 3 rebounds, 1 assist and 1 block in a win.

SEASON HIGHS

- POINTS: 4 (2x) MR vs. Virginia (11/20/23)
- FIELD GOALS: 2 vs. Virginia (11/20/23)
- FG ATTEMPTS: 2 (4x) MR vs. Marquette (12/2/23)
- 3-POINT FGS: --
- 3-POINT FGAS: 1 (3x) MR at Michigan St (12/5/23)
- FREE THROWS: 2 vs. Arkansas State (11/6/23)
- FT ATTEMPTS: 2 vs. Arkansas State (11/6/23)
- REBOUNDS: 4 (3x) MR vs. Marquette (12/2/23)
- ASSISTS: 2 vs. Marquette (12/2/23)
- BLOCKS: --
- STEALS: --
- MINUTES: 14 at Michigan St (12/5/23)

CAREER HIGHS

- POINTS: 8 at Iowa (12/11/22)
- FIELD GOALS: 4 at Iowa (12/11/22)
- FG ATTEMPTS: 7 at Iowa (12/11/22)
- 3-POINT FGS: 1 (5x) MR vs. Illinois (1/28/23)
- 3-POINT FGAS: 3 (2x) MR vs. Iowa (2/22/23)
- FREE THROWS: 2 (6x) MR vs. Arkansas St (11/6/23)
- FT ATTEMPTS: 5 vs. Maryland (12/6/22)
- REBOUNDS: 7 at Illinois (1/7/23)
- ASSISTS: 3 (3x) MR at Oregon (3/21/23)
- BLOCKS: 2 vs. Bradley (3/14/23)
- STEALS: 2 (2x) MR vs. Kansas (11/24/22)
- MINUTES: 33 at Indiana (1/14/23)

GAME-BY-GAME STATISTICS

#14 GILMORE, Carter

Opponent	Date	GS	MIN	Total		3-Pointers		Free throws		Rebounds				PF	A	TO	BLK	STL	PTS	AVG
				FG-FGA	PCT	3FG-3FGA	PCT	FT-FTA	PCT	OFF	DEF	TOT	AVG							
Arkansas St.	11/06/2023		12:40	1-2	.500	0-0	.000	2-2	1.000	1	3	4	4.0	4	0	1	0	0	4	4.0
Tennessee	11/10/2023		06:13	1-1	1.000	0-0	.000	0-1	.000	0	0	0	2.0	1	0	0	0	0	2	3.0
at Providence	11/14/2023		12:57	1-2	.500	0-1	.000	0-0	.000	0	2	2	2.0	3	1	1	0	0	2	2.7
Robert Morris	11/17/2023		11:41	0-0	.000	0-0	.000	0-0	.000	0	1	1	1.8	2	0	0	0	0	0	2.0
vs Virginia	11/20/2023		13:25	2-2	1.000	0-0	.000	0-0	.000	1	3	4	2.2	0	0	1	0	0	4	2.4
vs SMU	11/22/2023		13:24	0-0	.000	0-0	.000	0-0	.000	0	0	0	1.8	0	0	0	0	0	0	2.0
Marquette	12/02/2023		10:37	0-2	.000	0-1	.000	0-0	.000	2	2	4	2.1	1	2	1	0	0	0	1.7
at Michigan St.	12/05/2023		13:36	0-1	.000	0-1	.000	0-0	.000	0	0	0	1.9	1	1	0	0	0	0	1.5
Totals			0 94:33	5-10	.500	0-3	.000	2-3	.667	4	11	15	1.9	12	4	4	0	0	12	1.5

CAREER STATISTICS

GILMORE, Carter

SEASON TEAM	GP-GS	MIN/AVG	Field Goals		3-Point		F-Throws		Rebounds				Scoring						
			FG-FGA	FG%	3FG-3FGA	3FG%	FT-FTA	FT%	OFF	DEF	TOT	AVG	PF-FO	A	TO	BLK	STL	PTS	AVG
2020-21 Wisc	9-0	16/1.8	1-5	.200	0-4	.000	0-0	.000	0	3	3	0.3	2-0	0	0	0	0	2	0.2
2021-22 Wisc	22-0	172/7.8	7-27	.259	1-13	.077	4-7	.571	6	16	22	1.0	20-0	8	2	4	2	19	0.9
2022-23 Wisc	35-3	659/18.8	37-91	.407	5-26	.192	12-27	.444	37	50	87	2.5	71-0	33	12	6	19	91	2.6
2023-24 Wisc	8-0	95/11.8	5-10	.500	0-3	.000	2-3	.667	4	11	15	1.9	12-0	4	4	0	0	12	1.5
TOTAL	74-3	941/12.7	50-133	.376	6-46	.130	18-37	.486	47	80	127	1.7	105-0	45	18	10	21	124	1.7

15 | ISAAC GARD

Sophomore | Guard | 6-2 | 165
Oregon, Wis. | Oregon



X/Twitter: @gardo1214 | Instagram: @isaacggard

GET TO KNOW ISAAC

Isaac Gard joined the Badgers as a walk-on and begins his second season with the Badgers in 2023-24. The sophomore guard from Oregon, Wisconsin appeared in five games last season. He recorded his first career minutes as a Badger in a win vs. South Dakota. As a senior at Oregon High School, he started all 14 games and averaged 9.6 points per game while shooting 39 percent from 3-point range. A three-year letterwinner in basketball, Gard was also a two-year participant in baseball. Gard’s father, Greg, is the current head coach of the Wisconsin men’s basketball team.

HONORS

- Academic All-Big Ten (2023)

INDIVIDUAL BENCHMARKS

	SEASON	CAREER
GP/GS:	3/0	8/0
5+ POINTS:	--	--
5+ REBOUNDS:	--	--
10+ MIN PLAYED:	--	--

MISCELLANEOUS STATISTICS

- Last 20+ pt game: --
- Last 30+ pt game: --

TOP PERFORMANCES

- South Dakota (11/7/22): Played 1 minute off the bench, his first career playing time at Wisconsin.

SEASON HIGHS

POINTS: --
FIELD GOALS: --
FG ATTEMPTS: 1 vs. Arkansas State (11/6/23)
3-POINT FGS: --
3-POINT FGAS: --
FREE THROWS: --
FT ATTEMPTS: --
REBOUNDS: --
ASSISTS: --
BLOCKS: --
STEALS: --
MINUTES: 1 (3x) MR vs. Western Ill (11/27/23)

CAREER HIGHS

POINTS: --
FIELD GOALS: --
FG ATTEMPTS: 1 vs. Arkansas State (11/6/23)
3-POINT FGS: --
3-POINT FGAS: 1 vs. Lehigh (12/15/22)
FREE THROWS: --
FT ATTEMPTS: --
REBOUNDS: --
ASSISTS: --
BLOCKS: --
STEALS: --
MINUTES: 2 vs. Lehigh (12/15/22)

GAME-BY-GAME STATISTICS

#15 GARD, Isaac

Opponent	Date	GS	MIN	Total		3-Pointers		Free throws		Rebounds				PF				PTS	
				FG-FGA	PCT	3FG-3FGA	PCT	FT-FTA	PCT	OFF	DEF	TOT	AVG	A	TO	BLK	STL	PTS	AVG
Arkansas St.	11/06/2023		00:58	0-1	.000	0-0	.000	0-0	.000	0	0	0	0.0	0	0	0	0	0	0.0
vs Virginia	11/20/2023		00:43	0-0	.000	0-0	.000	0-0	.000	0	0	0	0.0	0	0	0	0	0	0.0
Western Ill.	11/27/2023		01:16	0-0	.000	0-0	.000	0-0	.000	0	0	0	0.0	0	0	0	0	0	0.0
Totals		0	02:56	0-1	.000	0-0	.000	0-0	.000	0	0	0	0.0	0	0	0	0	0	0.0

CAREER STATISTICS

GARD, Isaac

				Field Goals		3-Point		F-Throws		Rebounds								Scoring		
SEASON	TEAM	GP-GS	MIN/AVG	FG-FGA	FG%	3FG-3FGA	3FG%	FT-FTA	FT%	OFF	DEF	TOT	AVG	PF-FO	A	TO	BLK	STL	PTS	AVG
2022-23	Wisc	5-0	5/0.9	0-1	.000	0-1	.000	0-0	.000	0	0	0	0.0	1-0	0	0	0	0	0	0.0
2023-24	Wisc	3-0	3/1.0	0-1	.000	0-0	.000	0-0	.000	0	0	0	0.0	0-0	0	0	0	0	0	0.0
TOTAL		8-0	7/0.9	0-2	.000	0-1	.000	0-0	.000	0	0	0	0.0	1-0	0	0	0	0	0	0.0

21 | CHRIS HODGES

Sophomore | Forward | 6-9 | 250
Schaumburg, Ill. | Schaumburg



X/Twitter: @chrishodges35 | Instagram: @chrishodges35

GET TO KNOW CHRIS

Chris Hodges made his debut for the Badgers last season, playing in 14 games for Wisconsin. He scored his first points at UW against Michigan State. The 6-foot-9 forward from Schaumburg, Illinois, played at Schaumburg High School, where he was named the 2019 Mid-Suburban League West Player of the Year as a junior. Earning Second-Team Class 4A All-State honors, as well as MSL all-conference and all-area awards in 2019, Hodges led Schaumburg to a 25-7 record his junior year, the MSL championship, and helped the team advance to the regional finals. He averaged 15.5 points (69.8% FG), 8.0 rebounds and 2.0 blocks per game as a junior. As a sophomore in 2018, he led Schaumburg to a regional championship averaging 16 points, 5.2 rebounds and 2 blocks per game.

INDIVIDUAL BENCHMARKS

	SEASON	CAREER
GP/GS:	3/0	17/0
5+ POINTS:	--	--
5+ REBOUNDS:	--	--
LED UW IN PTS:	--	--
LED UW IN REB:	--	--

MISCELLANEOUS STATISTICS

- Last 20+ pt game: --
- Last 30+ pt game: --

TOP PERFORMANCES

- South Dakota (11/7/22): Played 6 minutes off the bench, his first career minutes at Wisconsin.

SEASON HIGHS

POINTS:	--
FIELD GOALS:	--
FG ATTEMPTS:	1 vs. Western Illinois (11/27/23)
3-POINT FGS:	--
3-POINT FGAS:	--
FREE THROWS:	--
FT ATTEMPTS:	--
REBOUNDS:	1 vs. Western Illinois (11/27/23)
ASSISTS:	--
BLOCKS:	1 vs. Arkansas State (11/6/23)
STEALS:	--
MINUTES:	3 vs. Western Illinois (11/27/23)

CAREER HIGHS

POINTS:	2 vs Michigan St. (1/10/23)
FIELD GOALS:	1 vs Michigan St. (1/10/23)
FG ATTEMPTS:	1 (3x) MR at Maryland (1/25/23)
3-POINT FGS:	--
3-POINT FGAS:	--
FREE THROWS:	--
FT ATTEMPTS:	--
REBOUNDS:	1 (3x) MR at Indiana (1/14/23)
ASSISTS:	--
BLOCKS:	1 (2x) MR vs. Arkansas St (11/6/23)
STEALS:	--
MINUTES:	6 vs. South Dakota (11/7/22)

GAME-BY-GAME STATISTICS

#21 HODGES, Chris

Opponent	Date	GS	MIN	Total		3-Pointers		Free throws		Rebounds				PF A TO BLK STL PTS AVG						
				FG-FGA	PCT	3FG-3FGA	PCT	FT-FTA	PCT	OFF	DEF	TOT	AVG	PF	A	TO	BLK	STL	PTS	AVG
Arkansas St.	11/06/2023		02:00	0-0	.000	0-0	.000	0-0	.000	0	0	0	0.0	0	0	0	1	0	0	0.0
vs Virginia	11/20/2023		01:03	0-0	.000	0-0	.000	0-0	.000	0	0	0	0.0	0	0	0	0	0	0	0.0
Western Ill.	11/27/2023		02:45	0-1	.000	0-0	.000	0-0	.000	0	1	1	0.3	0	0	0	0	0	0	0.0
Totals		0	05:48	0-1	.000	0-0	.000	0-0	.000	0	1	1	0.3	0	0	0	1	0	0	0.0

CAREER STATISTICS

HODGES, Chris

			Field Goals		3-Point		F-Throws		Rebounds								Scoring			
SEASON	TEAM	GP-GS	MIN/AVG	FG-FGA	FG%	3FG-3FGA	3FG%	FT-FTA	FT%	OFF	DEF	TOT	AVG	PF-FO	A	TO	BLK	STL	PTS	AVG
2022-23	Wisc	14-0	30/2.2	1-3	.333	0-0	.000	0-0	.000	2	1	3	0.2	3-0	0	0	1	0	2	0.1
2023-24	Wisc	3-0	6/1.9	0-1	.000	0-0	.000	0-0	.000	0	1	1	0.3	0-0	0	0	1	0	0	0.0
TOTAL		17-0	36/2.1	1-4	.250	0-0	.000	0-0	.000	2	2	4	0.2	3-0	0	0	2	0	2	0.1

22 | STEVEN CROWL

Junior | Forward | 7-0 | 247
Eagan, Minn. | Eastview



X/Twitter: @steven_crowl | Instagram: @stevencrowl

GET TO KNOW STEVEN

The development of Steven Crowl has seen an upward trajectory over his career at Wisconsin. The big man averaged 0.7 points per game as a freshman, 8.8 points per contest as a sophomore, and finished last season at 12.1 points per game in a starring role for the Badgers. Crowl developed into a leading contributor for UW last season, ranked second in scoring (12.1 ppg), first in rebounds (6.9 rpg) and second in assists (2.5 apg). A talented passer, Crowl was one of only two 7-footers in the nation last season to average at least 2.5 assists per game. Crowl scored 20-plus points in five games last season, headlined by a career-high 36 points in Wisconsin's first-round NIT win over Bradley.

HONORS

- Academic All-Big Ten (2x) - 2022, 2023

INDIVIDUAL BENCHMARKS

	SEASON	CAREER
GP/GS:	9/9	89/77
10+ POINTS:	6	38
20+ POINTS:	--	7
10+ REBOUNDS:	2	9
DOUBLE-DOUBLES:	2	6
LED UW IN PTS:	1	12
LED UW IN REB:	5	29

MISCELLANEOUS STATISTICS

- Last 20+ pt game: 36 vs. Bradley (3/14/23)
- Last 30+ pt game: 36 vs. Bradley (3/14/23)

TOP PERFORMANCES

- vs #3 Marquette (12/2/23): Finished with 16 points and 8 rebounds, shooting 5-6 FG and 6-8 FT.
- vs #24 Virginia (11/20/23): Tallied a double-double with a team-high 15 pts, 10 reb, plus 2 ast and 1 blk.
- vs Robert Morris (11/17/23): Finished with 16 points (7-9 FG) and 8 rebounds in 31 minutes.
- vs Bradley (3/14/23): Exploded for a career high 36 points in an NIT win vs. Bradley at the Kohl Center.

SEASON HIGHS

POINTS: 18 at Michigan St (12/5/23)
FIELD GOALS: 7 (2x) MR vs. Virginia (11/20/23)
FG ATTEMPTS: 12 at Michigan St (12/5/23)
3-POINT FGS: 4 at Michigan St (12/5/23)
3-POINT FGAS: 4 at Michigan St (12/5/23)
FREE THROWS: 6 vs. Marquette (12/2/23)
FT ATTEMPTS: 8 vs. Marquette (12/2/23)
REBOUNDS: 11 vs. Western Illinois (11/27/23)
ASSISTS: 5 at Michigan St (12/5/23)
BLOCKS: 1 (4x) MR vs. Marquette (12/2/23)
STEALS: 2 vs. Western Illinois (11/27/23)
MINUTES: 32 (2x) MR vs. Marquette (12/2/23)

CAREER HIGHS

POINTS: 36 vs. Bradley (3/14/23)
FIELD GOALS: 12 vs. Bradley (3/14/23)
FG ATTEMPTS: 18 at Illinois (1/7/23)
3-POINT FGS: 5 vs. Bradley (3/14/23)
3-POINT FGAS: 7 (2x) MR vs. Bradley (3/14/23)
FREE THROWS: 7 vs. Bradley (3/14/23)
FT ATTEMPTS: 8 vs. Marquette (12/2/23)
REBOUNDS: 12 (2x) MR vs. Michigan (2/14/23)
ASSISTS: 7 (2x) MR at Iowa (12/11/22)
BLOCKS: 3 vs. Stanford (11/11/22)
STEALS: 2 (2x) MR vs. Western Ill (11/27/23)
MINUTES: 40 at Nebraska (2/11/23)

GAME-BY-GAME STATISTICS

#22 CROWL, Steven

Opponent	Date	GS	MIN	Total		3-Pointers		Free throws		Rebounds				PF				PTS	AVG		
				FG-FGA	PCT	3FG-3FGA	PCT	FT-FTA	PCT	OFF	DEF	TOT	AVG	A	TO	BLK	STL				
Arkansas St.	11/06/2023	*	18:29	3-4	.750	0-0	.000	3-6	.500	0	3	3	3.0	4	4	1	0	9	9.0		
Tennessee	11/10/2023	*	25:40	4-9	.444	1-2	.500	5-6	.833	3	6	9	6.0	3	1	1	1	0	14	11.5	
at Providence	11/14/2023	*	28:28	1-5	.200	0-1	.000	2-2	1.000	5	1	6	6.0	2	2	2	0	1	4	9.0	
Robert Morris	11/17/2023	*	31:11	7-9	.778	0-0	.000	2-6	.333	4	4	8	6.5	2	1	1	1	16	10.8		
vs Virginia	11/20/2023	*	27:38	7-10	.700	1-1	1.000	0-0	.000	4	6	10	7.2	0	2	3	1	0	15	11.6	
vs SMU	11/22/2023	*	31:55	2-4	.500	0-0	.000	1-1	1.000	4	4	8	7.3	4	2	2	0	1	5	10.5	
Western Ill.	11/27/2023	*	29:49	5-7	.714	1-1	1.000	2-2	1.000	5	6	11	7.9	2	3	2	0	2	13	10.9	
Marquette	12/02/2023	*	32:18	5-6	.833	0-0	.000	6-8	.750	4	4	8	7.9	2	1	1	1	0	16	11.5	
at Michigan St.	12/05/2023	*	30:35	6-12	.500	4-4	1.000	2-2	1.000	1	5	6	7.7	4	5	1	0	0	18	12.2	
Totals			9	256:04	40-66	.606	7-9	.778	23-33	.697	30	39	69	7.7	23	21	14	4	5	110	12.2

CAREER STATISTICS

CROWL, Steven

SEASON	TEAM	GP-GS	MIN/AVG	Field Goals		3-Point		F-Throws		Rebounds				PF-FO				Scoring			
				FG-FGA	FG%	3FG-3FGA	3FG%	FT-FTA	FT%	OFF	DEF	TOT	AVG	PF-FO	A	TO	BLK	STL	PTS	AVG	
2020-21	Wisc	12-0	36/3.0	4-8	.500	0-1	.000	0-0	.000	4	5	9	0.8	9-0	2	3	1	0	8	0.7	
2021-22	Wisc	33-33	834/25.3	114-230	.496	26-82	.317	36-45	.800	48	96	144	4.4	84-1	48	31	9	9	290	8.8	
2022-23	Wisc	35-35	1071/30.6	173-339	.510	27-88	.307	52-82	.634	53	190	243	6.9	74-0	86	56	17	12	425	12.1	
2023-24	Wisc	9-9	256/28.5	40-66	.606	7-9	.778	23-33	.697	30	39	69	7.7	23-0	21	14	4	5	110	12.2	
TOTAL		89-77	2197/24.7	331-643	.515	60-180	.333	111-160	.694	135	330	465	5.2	190-1	157	104	31	26	833	9.4	

23 | CHUCKY HEPBURN

Junior | Guard | 6-2 | 195
Omaha, Neb. | Bellevue West



X/Twitter: @ChuckyHepburn | Instagram: @chucky.hepburn

GET TO KNOW CHUCKY

Chucky Hepburn, an All-Big Ten Freshman in his debut season and a honorable mention league honoree as a sophomore, continues to elevate his game for the Badgers. Leading Wisconsin with 2.8 assists per game last season, Hepburn's steady leadership has anchored Wisconsin's lineup since he stepped in as a starter immediately as a freshman (started all 68 games his first two seasons). Hepburn improved his 3-point shooting drastically last season, ranking among the Big Ten's best shooting 39.4 percent from distance. Defensively, Hepburn ranked top five in the Big Ten averaging 1.5 steals per game in 2022-23. He is most-known for his game-winning 3-pointer as a freshman to defeat Purdue and clinch the 2022 Big Ten Championship, but he's continued to make clutch plays on both ends of the floor including five game-clinching steals in the final 30 seconds of UW's wins last season.

HONORS

- 2023 All-Big Ten Honorable Mention
- 2022 Big Ten All-Freshman Team

INDIVIDUAL BENCHMARKS

	SEASON	CAREER
GP/GS:	9/9	77/77
10+ POINTS:	5	40
20+ POINTS:	1	4
4+ 3FGS:	--	5
5+ ASSISTS:	4	15
LED UW IN PTS:	2	13
LED UW IN AST:	6	38

MISCELLANEOUS STATISTICS

- Last 20+ pt game: 20 vs. Arkansas St (11/6/23)
- Last 30+ pt game: --

TOP PERFORMANCES

- at Michigan St (12/5/23): Career-high 8 assists, plus 5 points and 5 rebounds in the road win.
- vs SMU (11/22/23): Scored all 10 of his points in final 4:36 of championship game victory.
- vs Liberty (3/19/23): Scored a career high 27 points in an NIT win over Liberty.
- vs Purdue (3/1/22): Banked in the game-winning 3-pointer with 1.2 seconds remaining to clinch the Big Ten regular season title for UW; 17 pts (4-6 3FG).

SEASON HIGHS

POINTS: 20 vs. Arkansas State (11/6/23)
FIELD GOALS: 7 vs. Arkansas State (11/6/23)
FG ATTEMPTS: 10 (3x) MR vs. Robert Morris (11/17/23)
3-POINT FGS: 2 (2x) MR vs. SMU (11/22/23)
3-POINT FGAS: 5 vs. Robert Morris (11/17/23)
FREE THROWS: 4 (2x) MR at Providence (11/14/23)
FT ATTEMPTS: 5 vs. Arkansas State (11/6/23)
REBOUNDS: 6 vs. Marquette (12/2/23)
ASSISTS: 8 at Michigan St (12/5/23)
BLOCKS: 1 at Michigan St (12/5/23)
STEALS: 4 vs. Marquette (12/2/23)
MINUTES: 36 vs. Tennessee (11/10/23)

CAREER HIGHS

POINTS: 27 vs. Liberty (3/19/23)
FIELD GOALS: 9 vs. Liberty (3/19/23)
FG ATTEMPTS: 21 at Nebraska (2/11/23)
3-POINT FGS: 6 vs. Wake Forest (11/29/22)
3-POINT FGAS: 12 (2x) MR at Nebraska (2/11/23)
FREE THROWS: 9 vs. Liberty (3/19/23)
FT ATTEMPTS: 11 vs. Liberty (3/19/23)
REBOUNDS: 7 vs. Green Bay (11/15/22)
ASSISTS: 8 at Michigan St (12/5/23)
BLOCKS: 2 vs. Indiana (12/8/21)
STEALS: 5 vs. Minnesota (1/3/23)
MINUTES: 42 at Nebraska (2/11/23)

GAME-BY-GAME STATISTICS

#23 HEPBURN, Chucky

Opponent	Date	GS	MIN	Total		3-Pointers		Free throws		Rebounds				PF	A	TO	BLK	STL	PTS	AVG	
				FG-FGA	PCT	3FG-3FGA	PCT	FT-FTA	PCT	OFF	DEF	TOT	AVG								
Arkansas St.	11/06/2023	*	30:28	7-10	.700	2-3	.667	4-5	.800	0	1	1	1.0	0	6	2	0	3	20	20.0	
Tennessee	11/10/2023	*	35:36	5-9	.556	1-4	.250	2-2	1.000	2	2	4	2.5	4	1	2	0	1	13	16.5	
at Providence	11/14/2023	*	29:20	2-10	.200	0-3	.000	4-4	1.000	1	2	3	2.7	2	0	2	0	0	8	13.7	
Robert Morris	11/17/2023	*	34:35	4-10	.400	1-5	.200	1-2	.500	0	4	4	3.0	1	5	3	0	3	10	12.8	
vs Virginia	11/20/2023	*	29:30	1-8	.125	1-4	.250	0-0	.000	0	0	0	2.4	2	6	0	0	1	3	10.8	
vs SMU	11/22/2023	*	28:24	3-8	.375	2-4	.500	2-3	.667	1	1	2	2.3	0	1	1	0	1	10	10.7	
Western Ill.	11/27/2023	*	30:13	6-9	.667	1-3	.333	0-0	.000	0	2	2	2.3	1	2	1	0	0	13	11.0	
Marquette	12/02/2023	*	34:13	3-9	.333	0-4	.000	3-4	.750	0	6	6	2.8	1	4	1	0	4	9	10.8	
at Michigan St.	12/05/2023	*	34:00	2-7	.286	1-4	.250	0-0	.000	2	3	5	3.0	0	8	1	1	0	5	10.1	
Totals			9	286:18	33-80	.413	9-34	.265	16-20	.800	6	21	27	3.0	11	33	13	1	13	91	10.1

CAREER STATISTICS

HEPBURN, Chucky

SEASON	TEAM	GP-GS	MIN/AVG	Field Goals		3-Point		F-Throws		Rebounds				Scoring						
				FG-FGA	FG%	3FG-3FGA	3FG%	FT-FTA	FT%	OFF	DEF	TOT	AVG	PF-FO	A	TO	BLK	STL	PTS	AVG
2021-22	Wisc	33-33	1022/31.0	92-237	.388	39-112	.348	39-56	.696	7	63	70	2.1	70-0	77	39	5	36	262	7.9
2022-23	Wisc	35-35	1124/32.1	152-403	.377	68-168	.405	56-78	.718	16	83	99	2.8	75-0	99	52	2	52	428	12.2
2023-24	Wisc	9-9	286/31.8	33-80	.413	9-34	.265	16-20	.800	6	21	27	3.0	11-0	33	13	1	13	91	10.1
TOTAL		77-77	2432/31.6	277-720	.385	116-314	.369	111-154	.721	29	167	196	2.5	156-0	209	104	8	101	781	10.1

25 | JOHN BLACKWELL

Freshman | Guard | 6-4 | 194
Highland Park, Mich. | Brother Rice



X/Twitter: @_Johnblackwell1 | Instagram: @thejohnblackwell

GET TO KNOW JOHN

Three-star recruit from Bloomfield Hills, Michigan ranked as the 26th-best combo guard in the nation and the third-best prospect in the state of Michigan. As a junior at Brother Rice High School, he averaged 13 points, five rebounds and four assists per game while shooting 49 percent from beyond the arc – the highest 3-point shooting percentage in Michigan that season. John's father, Glynn Blackwell, played four seasons at Illinois (1984-88) at shooting guard, playing in 106 games (57 starts) for the Illini where he averaged 12.1 points per game as a senior.

INDIVIDUAL BENCHMARKS

	SEASON	CAREER
GP/GS:	9/0	9/0
5+ POINTS:	8	8
10+ POINTS:	6	6
LED UW IN PTS:	1	1
LED UW IN 3FG:	2	2
10+ MIN PLAYED:	8	8

MISCELLANEOUS STATISTICS

- Last 20+ pt game: --
- Last 30+ pt game: --

TOP PERFORMANCES

- vs Virginia (11/20/23): Had 10 points in 18 minutes off the bench, including team-high 2 triples (2-3 3FG).
- vs Robert Morris (11/17/23): Career high 18 points (4-5 FG, 2-3 3FG, 8-10 FT) in 18 minutes off bench.
- at Providence (11/14/23): Scored 11 points off of the bench, plus 5 rebounds, in 25 minutes.
- vs Arkansas State (11/6/23): Made his debut as a Badger, scoring 12 points (3-3 FG, 1-1 3FG, 5-7 FT) plus 4 rebounds playing 15 minutes off the bench.

SEASON HIGHS

- POINTS: 18 vs. Robert Morris (11/17/23)
- FIELD GOALS: 5 at Providence (11/14/23)
- FG ATTEMPTS: 10 at Providence (11/14/23)
- 3-POINT FGS: 2 (2x) MR vs. Virginia (11/20/23)
- 3-POINT FGAS: 3 (4x) MR vs. SMU (11/22/23)
- FREE THROWS: 8 vs. Robert Morris (11/17/23)
- FT ATTEMPTS: 10 vs. Robert Morris (11/17/23)
- REBOUNDS: 9 vs. SMU (11/22/23)
- ASSISTS: 2 vs. SMU (11/22/23)
- BLOCKS: --
- STEALS: 2 vs. Robert Morris (11/17/23)
- MINUTES: 25 at Providence (11/14/23)

CAREER HIGHS

- POINTS: 18 vs. Robert Morris (11/17/23)
- FIELD GOALS: 5 at Providence (11/14/23)
- FG ATTEMPTS: 10 at Providence (11/14/23)
- 3-POINT FGS: 2 (2x) MR vs. Virginia (11/20/23)
- 3-POINT FGAS: 3 (4x) MR vs. SMU (11/22/23)
- FREE THROWS: 8 vs. Robert Morris (11/17/23)
- FT ATTEMPTS: 10 vs. Robert Morris (11/17/23)
- REBOUNDS: 9 vs. SMU (11/22/23)
- ASSISTS: 2 vs. SMU (11/22/23)
- BLOCKS: --
- STEALS: 2 vs. Robert Morris (11/17/23)
- MINUTES: 25 at Providence (11/14/23)

GAME-BY-GAME STATISTICS

#25 BLACKWELL, John

Opponent	Date	GS	MIN	Total		3-Pointers		Free throws		Rebounds				PF				PTS			
				FG-FGA	PCT	3FG-3FGA	PCT	FT-FTA	PCT	OFF	DEF	TOT	AVG	A	T	BLK	STL	PTS	AVG		
Arkansas St.	11/06/2023		15:06	3-3	1.000	1-1	1.000	5-7	.714	1	3	4	4.0	0	0	1	0	12	12.0		
Tennessee	11/10/2023		09:23	0-2	.000	0-0	.000	0-0	.000	0	0	0	2.0	0	0	0	0	0	6.0		
at Providence	11/14/2023		25:25	5-10	.500	1-3	.333	0-0	.000	2	3	5	3.0	1	0	0	0	11	7.7		
Robert Morris	11/17/2023		18:00	4-5	.800	2-3	.667	8-10	.800	0	2	2	2.8	2	1	0	0	2	18	10.3	
vs Virginia	11/20/2023		17:45	2-7	.286	2-3	.667	4-4	1.000	1	3	4	3.0	2	0	0	0	10	10.2		
vs SMU	11/22/2023		22:09	3-8	.375	0-3	.000	4-4	1.000	3	6	9	4.0	1	2	0	1	10	10.2		
Western Ill.	11/27/2023		18:06	2-3	.667	1-1	1.000	0-0	.000	0	0	0	3.4	2	0	0	0	5	9.4		
Marquette	12/02/2023		11:16	1-2	.500	0-0	.000	4-4	1.000	0	1	1	3.1	2	0	1	0	6	9.0		
at Michigan St.	12/05/2023		20:07	2-4	.500	0-2	.000	6-6	1.000	3	1	4	3.2	0	1	1	0	10	9.1		
Totals		0	157:17	22-44	.500	7-16	.438	31-35	.886	10	19	29	3.2	10	4	5	0	4	82	9.1	

CAREER STATISTICS

BLACKWELL, John

			Field Goals		3-Point		F-Throws		Rebounds								Scoring		
SEASON TEAM	GP-GS	MIN/AVG	FG-FGA	FG%	3FG-3FGA	3FG%	FT-FTA	FT%	OFF	DEF	TOT	AVG	PF-FO	A	T	BLK	STL	PTS	AVG
2023-24 Wisc	9-0	157/17.5	22-44	.500	7-16	.438	31-35	.886	10	19	29	3.2	10-0	4	5	0	4	82	9.1
TOTAL	9-0	157/17.5	22-44	.500	7-16	.438	31-35	.886	10	19	29	3.2	10-0	4	5	0	4	82	9.1

31 | NOLAN WINTER

Freshman | Forward | 6-11 | 220
Lakeville, Minn. | Lakeville North



X/Twitter: @NolanWinter5 | Instagram: @nolan_winter31

GET TO KNOW NOLAN

Nolan Winter committed to Wisconsin and continued not only a family athletic legacy at the collegiate level, but also carried on a line of Lakeville North Badgers. The 6-foot-11 forward ranked as the No. 2 recruit in the state of Minnesota, according to 247 Sports. Winter played basketball at Lakeville North, the same high school program that current senior forward Tyler Wahl and former forward Nate Reuvers attended. The 6-foot-10 senior forward averaged 23.4 points and 11.6 rebounds per game while shooting 64.1 percent from the field and led the Panthers to a 28-4 record and the Class AAAA state semifinals. He was named the 2022-23 Gatorade State Player of the Year, while also earning player of the year honors from the Associated Press, MaxPreps and East Metro. Nolan's father, Trevor, played Big Ten basketball as a 7-foot center on Minnesota's 1997 Final Four team, and Nolan's mother, Heidi, played volleyball for the Gophers.

INDIVIDUAL BENCHMARKS

	SEASON	CAREER
GP/GS:	9/0	9/0
5+ POINTS:	1	1
10+ POINTS:	--	--
5+ REBOUNDS:	1	1
10+ REBOUNDS:	--	--
LED UW IN PTS:	--	--
LED UW IN REB:	1	1
10+ MIN PLAYED:	4	4

MISCELLANEOUS STATISTICS

- Last 20+ pt game: --
- Last 30+ pt game: --

TOP PERFORMANCES

- vs Arkansas State (11/6/23): Made his debut as a Badger, scoring 6 points and grabbing a team-high 7 rebounds in 14 minutes off the bench.

SEASON HIGHS

POINTS: 6 vs. Arkansas State (11/6/23)
FIELD GOALS: 3 vs. Arkansas State (11/6/23)
FG ATTEMPTS: 3 (4x) MR at Michigan St (12/5/23)
3-POINT FGS: 1 (2x) MR vs. Virginia (11/20/23)
3-POINT FGAS: 2 (3x) MR at Michigan St (12/5/23)
FREE THROWS: 3 vs. Western Illinois (11/27/23)
FT ATTEMPTS: 4 vs. Western Illinois (11/27/23)
REBOUNDS: 7 vs. Arkansas State (11/6/23)
ASSISTS: 1 (3x) MR vs. Marquette (12/2/23)
BLOCKS: --
STEALS: 1 (2x) MR vs. Virginia (11/20/23)
MINUTES: 15 vs. Arkansas State (11/6/23)

CAREER HIGHS

POINTS: 6 vs. Arkansas State (11/6/23)
FIELD GOALS: 3 vs. Arkansas State (11/6/23)
FG ATTEMPTS: 3 (4x) MR at Michigan St (12/5/23)
3-POINT FGS: 1 (2x) MR vs. Virginia (11/20/23)
3-POINT FGAS: 2 (3x) MR at Michigan St (12/5/23)
FREE THROWS: 3 vs. Western Illinois (11/27/23)
FT ATTEMPTS: 4 vs. Western Illinois (11/27/23)
REBOUNDS: 7 vs. Arkansas State (11/6/23)
ASSISTS: 1 (3x) MR vs. Marquette (12/2/23)
BLOCKS: --
STEALS: 1 (2x) MR vs. Virginia (11/20/23)
MINUTES: 15 vs. Arkansas State (11/6/23)

GAME-BY-GAME STATISTICS

#31 WINTER, Nolan

Opponent	Date	GS	MIN	Total		3-Pointers		Free throws		Rebounds				PF		A	TO	BLK	STL	PTS	AVG
				FG-FGA	PCT	3FG-3FGA	PCT	FT-FTA	PCT	OFF	DEF	TOT	AVG								
Arkansas St.	11/06/2023		14:31	3-3	1.000	0-0	.000	0-1	.000	2	5	7	7.0	1	0	0	0	1	6	6.0	
Tennessee	11/10/2023		12:21	1-3	.333	0-2	.000	0-0	.000	1	0	1	4.0	0	1	0	0	0	2	4.0	
at Providence	11/14/2023		05:56	1-2	.500	1-1	1.000	0-0	.000	2	0	2	3.3	2	0	0	0	1	3	3.7	
Robert Morris	11/17/2023		06:28	0-1	.000	0-0	.000	0-0	.000	1	1	2	3.0	0	1	0	0	0	0	2.8	
vs Virginia	11/20/2023		11:19	1-3	.333	1-2	.500	0-0	.000	1	2	3	3.0	0	0	0	0	1	3	2.8	
vs SMU	11/22/2023		07:34	1-2	.500	0-1	.000	0-0	.000	0	1	1	2.7	0	0	1	0	0	2	2.7	
Western Ill.	11/27/2023		10:11	0-1	.000	0-1	.000	3-4	.750	1	0	1	2.4	2	0	1	0	0	3	2.7	
Marquette	12/02/2023		05:41	0-0	.000	0-0	.000	0-0	.000	0	1	1	2.3	0	1	0	0	0	2	2.4	
at Michigan St.	12/05/2023		08:27	1-3	.333	0-2	.000	0-0	.000	0	3	3	2.3	2	0	0	0	1	2	2.3	
Totals		0	82:28	8-18	.444	2-9	.222	3-5	.600	8	13	21	2.3	7	3	2	0	4	21	2.3	

CAREER STATISTICS

WINTER, Nolan

														Field Goals		3-Point		F-Throws		Rebounds								Scoring	
SEASON	TEAM	GP-GS	MIN	AVG	FG-FGA	FG%	3FG-3FGA	3FG%	FT-FTA	FT%	OFF	DEF	TOT	AVG	PF-FO	A	TO	BLK	STL	PTS	AVG								
2023-24	Wisc	9-0	82	9.2	8-18	.444	2-9	.222	3-5	.600	8	13	21	2.3	7-0	3	2	0	4	21	2.3								
TOTAL		9-0	82	9.2	8-18	.444	2-9	.222	3-5	.600	8	13	21	2.3	7-0	3	2	0	4	21	2.3								

34 | GUS YALDEN

Freshman | Forward | 6-9 | 245
Appleton, Wis. | La Lumiere (Indiana)



X/Twitter: @gusbus2023 | Instagram: @gus.bus.19

GET TO KNOW GUS

Four-star big man Gus Yalden, a native of Appleton, Wisconsin, returns home to play for his home state Badgers. The 6-foot-9 forward ranked as the 17th best center in the country for his class, according to 247 Sports. Yalden attended IMG Academy (Bradenton, Fla.) and the Asheville School (Asheville, N.C.) during his sophomore and junior years before landing at La Lumiere (La Porte, Ind.) for his senior year. Yalden helped La Lumiere finish 18-10 in the National Interscholastic Basketball Conference (NIBC), which is considered to be one of the toughest conferences in the nation. Prior to his senior season, Yalden had a strong summer in the Nike EYBL, which included a 35-point, 17-rebound performance at the prestigious Nike Peach Jam in July.

INDIVIDUAL BENCHMARKS

	SEASON	CAREER
GP/GS:	--/--	--/--
5+ POINTS:	--	--
10+ POINTS:	--	--
LED UW IN PTS:	--	--
LED UW IN 3FG:	--	--

MISCELLANEOUS STATISTICS

- Last 20+ pt game: --
- Last 30+ pt game: --

TOP PERFORMANCES

SEASON HIGHS

POINTS:	--
FIELD GOALS:	--
FG ATTEMPTS:	--
3-POINT FGS:	--
3-POINT FGAS:	--
FREE THROWS:	--
FT ATTEMPTS:	--
REBOUNDS:	--
ASSISTS:	--
BLOCKS:	--
STEALS:	--
MINUTES:	--

CAREER HIGHS

POINTS:	--
FIELD GOALS:	--
FG ATTEMPTS:	--
3-POINT FGS:	--
3-POINT FGAS:	--
FREE THROWS:	--
FT ATTEMPTS:	--
REBOUNDS:	--
ASSISTS:	--
BLOCKS:	--
STEALS:	--
MINUTES:	--

GAME-BY-GAME STATISTICS

CAREER STATISTICS

35 | MARKUS ILVER

Junior | Forward | 6-9 | 225
Tallinn, Estonia | Western Reserve Academy (Ohio)



X/Twitter: @MarkusIlver | Instagram: @markus_ilver

GET TO KNOW MARKUS

Hailing from Tallinn, Estonia, junior forward Markus Ilver begins his third season with the Badgers in 2023-24. The 6-foot-8, combo forward appeared in 18 games for UW last season. He scored a career-high six points in a win vs. Dayton at the Battle 4 Atlantis tournament in the Bahamas. During the summer of 2022, Ilver represented Estonia at the FIBA U20 European Championship in Tbilisi, helping lead his country to a third-place finish. Ilver played a partial season of high school basketball – due to COVID-19 restrictions – at Western Reserve Academy in Hudson, Ohio in 2020-21. Ilver also played prep basketball at Massanutten Military Academy in Virginia during the 2019-20 school year. Markus’ father, Priit Ilver, followed a similar path leaving Estonia to play basketball in the United States. Priit Ilver played two seasons at St. Francis Brooklyn from 1998-2000. He appeared in 28 games as a senior before returning to Estonia to play basketball professionally.

HONORS

- Academic All-Big Ten (2023)

INDIVIDUAL BENCHMARKS

	SEASON	CAREER
GP/GS:	8/0	34/0
5+ POINTS:	--	3
10+ POINTS:	--	--
2+ 3FGS:	--	1
10+ MIN PLAYED:	2	9

MISCELLANEOUS STATISTICS

- Last 20+ pt game: --
- Last 30+ pt game: --

TOP PERFORMANCES

- at Illinois (11/7/23): Played a career high 19 minutes, finishing with 2 points and 3 rebounds.
- vs Dayton (11/23/22): Scored 6 points (2-4 3FG) while playing 10 minutes off the bench vs. Dayton.

SEASON HIGHS

POINTS: 3 (3x) MR vs. Western Ill (11/27/23)
FIELD GOALS: 1 (3x) MR vs. Western Ill (11/27/23)
FG ATTEMPTS: 4 vs. Arkansas State (11/6/23)
3-POINT FGS: 1 (4x) MR vs. Marquette (12/2/23)
3-POINT FGAS: 2 vs. Arkansas State (11/6/23)
FREE THROWS: --
FT ATTEMPTS: --
REBOUNDS: 5 (2x) MR vs. Western Ill (11/27/23)
ASSISTS: --
BLOCKS: --
STEALS: 2 vs. Western Illinois (11/27/23)
MINUTES: 19 vs. Arkansas State (11/6/23)

CAREER HIGHS

POINTS: 6 vs. Dayton (11/23/22)
FIELD GOALS: 2 vs. Dayton (11/23/22)
FG ATTEMPTS: 6 at Illinois (1/7/23)
3-POINT FGS: 2 vs. Dayton (11/23/22)
3-POINT FGAS: 4 vs. Dayton (11/23/22)
FREE THROWS: 3 vs. Green Bay (11/12/21)
FT ATTEMPTS: 4 vs. Green Bay (11/12/21)
REBOUNDS: 5 (2x) vs. Western Ill (11/27/23)
ASSISTS: 1 (3x) MR at Northwestern (1/23/23)
BLOCKS: --
STEALS: 2 vs. Western Illinois (11/27/23)
MINUTES: 19 vs. Arkansas State (11/6/23)

GAME-BY-GAME STATISTICS

#35 ILVER, Markus

Opponent	Date	GS	MIN	Total		3-Pointers		Free throws		Rebounds			PF			A TO BLK STL			PTS	AVG
				FG-FGA	PCT	3FG-3FGA	PCT	FT-FTA	PCT	OFF	DEF	TOT	AVG	PF	A	TO	BLK	STL		
Arkansas St.	11/06/2023		19:04	1-4	.250	1-2	.500	0-0	.000	1	4	5	5.0	1	0	2	0	0	3	3.0
Tennessee	11/10/2023		03:03	0-1	.000	0-1	.000	0-0	.000	0	1	1	3.0	0	0	0	0	0	0	1.5
at Providence	11/14/2023		03:53	1-1	1.000	1-1	1.000	0-0	.000	0	0	0	2.0	1	0	0	0	0	3	2.0
Robert Morris	11/17/2023		01:55	0-1	.000	0-1	.000	0-0	.000	0	1	1	1.8	0	0	0	0	0	0	1.5
vs Virginia	11/20/2023		01:03	0-0	.000	0-0	.000	0-0	.000	0	0	0	1.4	0	0	0	0	0	0	1.2
Western Ill.	11/27/2023		13:54	1-1	1.000	1-1	1.000	0-1	.000	1	4	5	2.0	0	1	0	0	2	3	1.5
Marquette	12/02/2023		03:28	0-1	.000	0-1	.000	0-0	.000	0	0	0	1.7	2	0	1	0	0	0	1.3
at Michigan St.	12/05/2023		03:55	0-0	.000	0-0	.000	0-0	.000	1	0	1	1.6	0	0	0	0	0	0	1.1
Totals		0	50:15	3-9	.333	3-7	.429	0-1	.000	3	10	13	1.6	4	1	3	0	2	9	1.1

CAREER STATISTICS

ILVER, Markus

			Field Goals		3-Point		F-Throws		Rebounds						Scoring					
SEASON	TEAM	GP-GS	MIN/AVG	FG-FGA	FG%	3FG-3FGA	3FG%	FT-FTA	FT%	OFF	DEF	TOT	AVG	PF-FO	A	TO	BLK	STL	PTS	AVG
2021-22	Wisc	8-0	28/3.4	1-8	.125	0-5	.000	3-4	.750	1	3	4	0.5	7-0	0	2	0	0	5	0.6
2022-23	Wisc	18-0	119/6.6	11-37	.297	5-21	.238	2-2	1.000	5	12	17	0.9	10-0	3	2	0	1	29	1.6
2023-24	Wisc	8-0	50/6.3	3-9	.333	3-7	.429	0-1	.000	3	10	13	1.6	4-0	1	3	0	2	9	1.1
TOTAL		34-0	197/5.8	15-54	.278	8-33	.242	5-7	.714	9	25	34	1.0	21-0	4	7	0	3	43	1.3

2023-24 OVERALL STATISTICS

Game Records

Record	Overall	Home	Away	Neutral
ALL GAMES	7-2	4-1	1-1	2-0
CONFERENCE	1-0	0-0	1-0	0-0
NON-CONFERENCE	6-2	4-1	0-1	2-0

Score by Periods

Team	1st	2nd	OT	TOT
Wisconsin	316	346	0	662
Opponents	281	287	0	568

Team Box Score

No.	Player				Total		3-Point		F-Throw		Rebounds											
		GP-GS	MIN	AVG	FG-FGA	FG%	3FG-3FGA	3FG%	FT-FTA	FT%	OFF	DEF	TOT	AVG	PF	DQ	A	TO	BLK	STL	PTS	AVG
2	STORR, AJ	9-9	225:01	25.0	47-110	.427	10-34	.294	24-26	.923	6	22	28	3.1	8	0	8	14	1	5	128	14.2
22	CROWL, Steven	9-9	256:04	28.5	40-66	.606	7-9	.778	23-33	.697	30	39	69	7.7	23	0	21	14	4	5	110	12.2
5	WAHL, Tyler	9-9	231:37	25.7	36-68	.529	0-3	.000	23-36	.639	24	29	53	5.9	22	0	10	14	5	7	95	10.6
23	HEPBURN, Chucky	9-9	286:18	31.8	33-80	.413	9-34	.265	16-20	.800	6	21	27	3.0	11	0	33	13	1	13	91	10.1
25	BLACKWELL, John	9-0	157:17	17.5	22-44	.500	7-16	.438	31-35	.886	10	19	29	3.2	10	0	4	5	0	4	82	9.1
11	KLESMIT, Max	9-9	235:03	26.1	22-53	.415	12-36	.333	15-16	.938	1	14	15	1.7	18	0	6	9	0	9	71	7.9
3	ESSEGAN, Connor	9-0	66:52	7.4	9-27	.333	4-18	.222	2-2	1.000	2	7	9	1.0	5	0	3	6	0	3	24	2.7
31	WINTER, Nolan	9-0	82:28	9.2	8-18	.444	2-9	.222	3-5	.600	8	13	21	2.3	7	0	3	2	0	4	21	2.3
10	LINDSEY, Isaac	5-0	31:28	6.3	3-9	.333	1-4	.250	1-1	1.000	1	1	2	0.4	5	0	2	1	1	1	8	1.6
14	GILMORE, Carter	8-0	94:33	11.8	5-10	.500	0-3	.000	2-3	.667	4	11	15	1.9	12	0	4	4	0	0	12	1.5
4	MCGEE, Kamari	9-0	69:23	7.7	3-8	.375	1-3	.333	4-6	.667	1	4	5	0.6	11	0	4	3	0	5	11	1.2
35	ILVER, Markus	8-0	50:15	6.3	3-9	.333	3-7	.429	0-1	.000	3	10	13	1.6	4	0	1	3	0	2	9	1.1
15	GARD, Isaac	3-0	02:56	1.0	0-1	.000	0-0	.000	0-0	.000	0	0	0	0.0	0	0	0	0	0	0	0	0.0
12	HAERTLE, Luke	5-0	04:59	1.0	0-0	.000	0-0	.000	0-0	.000	0	2	2	0.4	0	0	0	0	0	0	0	0.0
21	HODGES, Chris	3-0	05:48	1.9	0-1	.000	0-0	.000	0-0	.000	0	1	1	0.3	0	0	0	0	1	0	0	0.0
Team											11	9	20					7				
Total		9	1800		231-504	.458	56-176	.318	144-184	.783	107	202	309	34.3	136	0	99	95	13	58	662	73.6
Opponents		9	1800		199-449	.443	59-176	.335	111-156	.712	61	183	244	27.1	175	4	86	121	29	40	568	63.1

Team Statistics

	WISC	OPP
Scoring	662	568
Points per game	73.6	63.1
Scoring margin	+10.4	-
Field goals-att	231-504	199-449
Field goal pct	.458	.443
3 point fg-att	56-176	59-176
3-point FG pct	.318	.335
3-pt FG made per game	6.2	6.6
Free throws-att	144-184	111-156
Free throw pct	.783	.712
F-Throws made per game	16.0	12.3
Rebounds	309	244
Rebounds per game	34.3	27.1
Rebounding margin	+7.2	-
Assists	99	86
Assists per game	11.0	9.6
Turnovers	95	121
Turnovers per game	10.6	13.4
Turnover margin	+2.9	-
Assist/turnover ratio	1.0	0.7
Steals	58	40
Steals per game	6.4	4.4
Blocks	13	29
Blocks per game	1.4	3.2
Winning streak	6	-
Home win streak	3	-
Attendance	76672	26866
Home games-Avg/Game	5-15334	2-13433
Neutral site-Avg/Game	-	2-3500

Team Results

Date	Opponent		Score	Att.
11/06/2023	Arkansas St.	W	105-76	14033
11/10/2023	Tennessee	L	70-80	17287
11/14/2023	at Providence	L	59-72	12069
11/17/2023	Robert Morris	W	78-68	14189
11/20/2023	vs Virginia	W	65-41	3500
11/22/2023	vs SMU	W	69-61	3500
11/27/2023	Western Ill.	W	71-49	14092
12/02/2023	Marquette	W	75-64	17071
12/05/2023	at Michigan St.	W	70-57	14797

2022-23 BIG TEN STATISTICS

Game Records

Record	Overall	Home	Away	Neutral
ALL GAMES	1-0	0-0	1-0	0-0
CONFERENCE	1-0	0-0	1-0	0-0
NON-CONFERENCE	0-0	0-0	0-0	0-0

Score by Periods

Team	1st	2nd	OT	TOT
Wisconsin	34	36	0	70
Opponents	23	34	0	57

Team Box Score

No.	Player				Total		3-Point		F-Throw		Rebounds											
		GP-GS	MIN	AVG	FG-FGA	FG%	3FG-3FGA	3FG%	FT-FTA	FT%	OFF	DEF	TOT	AVG	PF	DQ	A	TO	BLK	STL	PTS	AVG
2	STORR, AJ	1-1	29:05	29.1	8-11	.727	4-6	.667	2-2	1.000	0	5	5	5.0	1	0	0	3	0	1	22	22.0
22	CROWL, Steven	1-1	30:35	30.6	6-12	.500	4-4	1.000	2-2	1.000	1	5	6	6.0	4	0	5	1	0	0	18	18.0
25	BLACKWELL, John	1-0	20:07	20.1	2-4	.500	0-2	.000	6-6	1.000	3	1	4	4.0	0	0	1	1	0	0	10	10.0
5	WAHL, Tyler	1-1	22:29	22.5	3-7	.429	0-0	.000	2-2	1.000	3	5	8	8.0	2	0	2	2	1	0	8	8.0
23	HEPBURN, Chucky	1-1	34:00	34.0	2-7	.286	1-4	.250	0-0	.000	2	3	5	5.0	0	0	8	1	1	0	5	5.0
3	ESSEGIAN, Connor	1-0	03:55	3.9	1-1	1.000	1-1	1.000	0-0	.000	0	0	0	0.0	0	0	0	0	0	1	3	3.0
11	KLESMIT, Max	1-1	30:27	30.5	0-4	.000	0-3	.000	2-2	1.000	0	2	2	2.0	2	0	0	1	0	1	2	2.0
31	WINTER, Nolan	1-0	08:27	8.5	1-3	.333	0-2	.000	0-0	.000	0	3	3	3.0	2	0	0	0	0	1	2	2.0
14	GILMORE, Carter	1-0	13:36	13.6	0-1	.000	0-1	.000	0-0	.000	0	0	0	0.0	1	0	1	0	0	0	0	0.0
4	MCGEE, Kamari	1-0	03:24	3.4	0-1	.000	0-0	.000	0-0	.000	1	0	1	1.0	0	0	0	1	0	1	0	0.0
35	ILVER, Markus	1-0	03:55	3.9	0-0	.000	0-0	.000	0-0	.000	1	0	1	1.0	0	0	0	0	0	0	0	0.0
Team												1	1					1				
Total		1	200		23-51	.451	10-23	.435	14-14	1.000	11	25	36	36.0	12	0	17	11	2	5	70	70.0
Opponents		1	200		23-51	.451	6-19	.316	5-7	.714	5	17	22	22.0	14	0	15	8	5	5	57	57.0

Team Statistics

	WISC	OPP
Scoring	70	57
Points per game	70.0	57.0
Scoring margin	+13.0	-
Field goals-att	23-51	23-51
Field goal pct	.451	.451
3 point fg-att	10-23	6-19
3-point FG pct	.435	.316
3-pt FG made per game	10.0	6.0
Free throws-att	14-14	5-7
Free throw pct	1.000	.714
F-Throws made per game	14.0	5.0
Rebounds	36	22
Rebounds per game	36.0	22.0
Rebounding margin	+14.0	-
Assists	17	15
Assists per game	17.0	15.0
Turnovers	11	8
Turnovers per game	11.0	8.0
Turnover margin	-3.0	-
Assist/turnover ratio	1.5	1.9
Steals	5	5
Steals per game	5.0	5.0
Blocks	2	5
Blocks per game	2.0	5.0
Winning streak	1	-
Home win streak	0	-
Attendance	0	14797
Home games-Avg/Game	0-0	1-14797
Neutral site-Avg/Game	-	0-0

Team Results

Date	Opponent		Score	Att.
12/05/2023	at Michigan St.	W	70-57	14797

2023-24 HOME STATISTICS

Game Records

Record	Overall	Home	Away	Neutral
ALL GAMES	4-1	4-1	0-0	0-0
CONFERENCE	0-0	0-0	0-0	0-0
NON-CONFERENCE	4-1	4-1	0-0	0-0

Score by Periods

Team	1st	2nd	OT	TOT
Wisconsin	209	190	0	399
Opponents	171	166	0	337

Team Box Score

No.	Player				Total		3-Point		F-Throw		Rebounds													
		GP-GS	MIN	AVG	FG-FGA	FG%	3FG-3FGA	3FG%	FT-FTA	FT%	OFF	DEF	TOT	AVG	PF	DQ	A	TO	BLK	STL	PTS	AVG		
22	CROWL, Steven	5-5	137:28	27.5	24-35	.686	2-3	.667	18-28	.643	16	23	39	7.8	13	0	10	6	3	3	68	13.6		
2	STORR, AJ	5-5	126:23	25.3	25-65	.385	3-17	.176	13-15	.867	2	8	10	2.0	6	0	4	6	1	2	66	13.2		
23	HEPBURN, Chucky	5-5	165:04	33.0	25-47	.532	5-19	.263	10-13	.769	2	15	17	3.4	7	0	18	9	0	11	65	13.0		
5	WAHL, Tyler	5-5	128:35	25.7	20-28	.714	0-1	.000	18-30	.600	9	15	24	4.8	12	0	6	10	2	2	58	11.6		
11	KLESMIT, Max	5-5	127:26	25.5	14-29	.483	9-22	.409	11-12	.917	1	5	6	1.2	10	0	4	6	0	3	48	9.6		
25	BLACKWELL, John	5-0	71:51	14.4	10-15	.667	4-5	.800	17-21	.810	1	6	7	1.4	6	0	1	2	0	3	41	8.2		
3	ESSEGIAN, Connor	5-0	39:30	7.9	5-14	.357	2-9	.222	2-2	1.000	1	4	5	1.0	4	0	1	3	0	2	14	2.8		
10	LINDSEY, Isaac	3-0	21:51	7.3	3-8	.375	1-4	.250	1-1	1.000	0	1	1	0.3	3	0	2	1	1	1	8	2.7		
31	WINTER, Nolan	5-0	49:12	9.8	4-8	.500	0-3	.000	3-5	.600	5	7	12	2.4	3	0	3	1	0	1	11	2.2		
4	MCGEE, Kamari	5-0	39:33	7.9	2-3	.667	0-1	.000	4-6	.667	0	2	2	0.4	9	0	2	2	0	2	8	1.6		
14	GILMORE, Carter	4-0	41:11	10.3	2-5	.400	0-1	.000	2-3	.667	3	6	9	2.3	8	0	2	2	0	0	6	1.5		
35	ILVER, Markus	5-0	41:24	8.3	2-8	.250	2-6	.333	0-1	.000	2	10	12	2.4	3	0	1	3	0	2	6	1.2		
15	GARD, Isaac	2-0	02:14	1.1	0-1	.000	0-0	.000	0-0	.000	0	0	0	0.0	0	0	0	0	0	0	0	0.0		
12	HAERTLE, Luke	3-0	03:32	1.2	0-0	.000	0-0	.000	0-0	.000	0	1	1	0.3	0	0	0	0	0	0	0	0.0		
21	HODGES, Chris	2-0	04:45	2.4	0-1	.000	0-0	.000	0-0	.000	0	1	1	0.5	0	0	0	0	1	0	0	0.0		
Team											5	7	12					3						
Total		5	1000		136-267	.509	28-91	.308	99-137	.723	47	111	158	31.6	84	0	54	54	8	32	399	79.8		
Opponents		5	1000		114-260	.438	33-109	.303	76-103	.738	37	100	137	27.4	117	4	42	72	10	22	337	67.4		

Team Statistics

	WISC	OPP
Scoring	399	337
Points per game	79.8	67.4
Scoring margin	+12.4	-
Field goals-att	136-267	114-260
Field goal pct	.509	.438
3 point fg-att	28-91	33-109
3-point FG pct	.308	.303
3-pt FG made per game	5.6	6.6
Free throws-att	99-137	76-103
Free throw pct	.723	.738
F-Throws made per game	19.8	15.2
Rebounds	158	137
Rebounds per game	31.6	27.4
Rebounding margin	+4.2	-
Assists	54	42
Assists per game	10.8	8.4
Turnovers	54	72
Turnovers per game	10.8	14.4
Turnover margin	+3.6	-
Assist/turnover ratio	1.0	0.6
Steals	32	22
Steals per game	6.4	4.4
Blocks	8	10
Blocks per game	1.6	2.0
Winning streak	3	-
Home win streak	3	-
Attendance	76672	0
Home games-Avg/Game	5-15334	0-0
Neutral site-Avg/Game	-	0-0

Team Results

Date	Opponent		Score	Att.
11/06/2023	Arkansas St.	W	105-76	14033
11/10/2023	Tennessee	L	70-80	17287
11/17/2023	Robert Morris	W	78-68	14189
11/27/2023	Western Ill.	W	71-49	14092
12/02/2023	Marquette	W	75-64	17071

2023-24 ROAD/NEUTRAL STATISTICS

Game Records

Record	Overall	Home	Away	Neutral
ALL GAMES	3-1	0-0	1-1	2-0
CONFERENCE	1-0	0-0	1-0	0-0
NON-CONFERENCE	2-1	0-0	0-1	2-0

Score by Periods

Team	1st	2nd	OT	TOT
Wisconsin	107	156	0	263
Opponents	110	121	0	231

Team Box Score

No.	Player				Total		3-Point		F-Throw		Rebounds											
		GP-GS	MIN	AVG	FG-FGA	FG%	3FG-3FGA	3FG%	FT-FTA	FT%	OFF	DEF	TOT	AVG	PF	DQ	A	TO	BLK	STL	PTS	AVG
2	STORR, AJ	4-4	98:38	24.7	22-45	.489	7-17	.412	11-11	1.000	4	14	18	4.5	2	0	4	8	0	3	62	15.5
22	CROWL, Steven	4-4	118:36	29.7	16-31	.516	5-6	.833	5-5	1.000	14	16	30	7.5	10	0	11	8	1	2	42	10.5
25	BLACKWELL, John	4-0	85:26	21.4	12-29	.414	3-11	.273	14-14	1.000	9	13	22	5.5	4	0	3	3	0	1	41	10.3
5	WAHL, Tyler	4-4	103:02	25.8	16-40	.400	0-2	.000	5-6	.833	15	14	29	7.3	10	0	4	4	3	5	37	9.3
23	HEPBURN, Chucky	4-4	121:13	30.3	8-33	.242	4-15	.267	6-7	.857	4	6	10	2.5	4	0	15	4	1	2	26	6.5
11	KLESMIT, Max	4-4	107:36	26.9	8-24	.333	3-14	.214	4-4	1.000	0	9	9	2.3	8	0	2	3	0	6	23	5.8
31	WINTER, Nolan	4-0	33:16	8.3	4-10	.400	2-6	.333	0-0	.000	3	6	9	2.3	4	0	0	1	0	3	10	2.5
3	ESSEGAN, Connor	4-0	27:21	6.8	4-13	.308	2-9	.222	0-0	.000	1	3	4	1.0	1	0	2	3	0	1	10	2.5
14	GILMORE, Carter	4-0	53:22	13.3	3-5	.600	0-2	.000	0-0	.000	1	5	6	1.5	4	0	2	2	0	0	6	1.5
35	ILVER, Markus	3-0	08:51	3.0	1-1	1.000	1-1	1.000	0-0	.000	1	0	1	0.3	1	0	0	0	0	0	3	1.0
4	MCGEE, Kamari	4-0	29:50	7.5	1-5	.200	1-2	.500	0-0	.000	1	2	3	0.8	2	0	2	1	0	3	3	0.8
10	LINDSEY, Isaac	2-0	09:36	4.8	0-1	.000	0-0	.000	0-0	.000	1	0	1	0.5	2	0	0	0	0	0	0	0.0
15	GARD, Isaac	1-0	00:43	0.7	0-0	.000	0-0	.000	0-0	.000	0	0	0	0.0	0	0	0	0	0	0	0	0.0
12	HAERTLE, Luke	2-0	01:27	0.7	0-0	.000	0-0	.000	0-0	.000	0	1	1	0.5	0	0	0	0	0	0	0	0.0
21	HODGES, Chris	1-0	01:03	1.1	0-0	.000	0-0	.000	0-0	.000	0	0	0	0.0	0	0	0	0	0	0	0	0.0
Team											6	2	8					4				
Total		4	800		95-237	.401	28-85	.329	45-47	.957	60	91	151	37.8	52	0	45	41	5	26	263	65.8
Opponents		4	800		85-189	.450	26-67	.388	35-53	.660	24	83	107	26.8	58	0	44	49	19	18	231	57.8

Team Statistics

	WISC	OPP
Scoring	263	231
Points per game	65.8	57.8
Scoring margin	+8.0	-
Field goals-att	95-237	85-189
Field goal pct	.401	.450
3 point fg-att	28-85	26-67
3-point FG pct	.329	.388
3-pt FG made per game	7.0	6.5
Free throws-att	45-47	35-53
Free throw pct	.957	.660
F-Throws made per game	11.3	8.8
Rebounds	151	107
Rebounds per game	37.8	26.8
Rebounding margin	+11.0	-
Assists	45	44
Assists per game	11.3	11.0
Turnovers	41	49
Turnovers per game	10.3	12.3
Turnover margin	+2.0	-
Assist/turnover ratio	1.1	0.9
Steals	26	18
Steals per game	6.5	4.5
Blocks	5	19
Blocks per game	1.3	4.8
Winning streak	3	-
Home win streak	0	-
Attendance	0	26866
Home games-Avg/Game	0-0	2-13433
Neutral site-Avg/Game	-	2-3500

Team Results

Date	Opponent		Score	Att.
11/14/2023	at Providence	L	59-72	12069
11/20/2023	vs Virginia	W	65-41	3500
11/22/2023	vs SMU	W	69-61	3500
12/05/2023	at Michigan St.	W	70-57	14797

GAME-BY-GAME STATISTICS

WISCONSIN

Opponent	Date	Score		FG-FGA	PCT	3FG-3FGA	PCT	FT-FTA	PCT	OFF	DEF	TOT	AVG	PF	A	TO	BLK	STL	PTS	AVG
Arkansas St.	11/06/2023	105-76	W	39-60	.650	6-12	.500	21-30	.700	7	26	33	33.0	24	17	14	3	7	105	105.0
Tennessee	11/10/2023	70-80	L	25-61	.410	6-24	.250	14-23	.609	10	21	31	32.0	17	10	9	2	3	70	87.5
at Providence	11/14/2023	59-72	L	21-62	.339	5-20	.250	12-12	1.000	13	17	30	31.3	23	6	12	1	6	59	78.0
Robert Morris	11/17/2023	78-68	W	24-45	.533	3-13	.231	27-40	.675	8	19	27	30.3	15	9	9	2	11	78	78.0
vs Virginia	11/20/2023	65-41	W	25-62	.403	8-18	.444	7-8	.875	20	28	48	33.8	7	15	9	1	4	65	75.4
vs SMU	11/22/2023	69-61	W	26-62	.419	5-24	.208	12-13	.923	16	21	37	34.3	10	7	9	1	11	69	74.3
Western Ill.	11/27/2023	71-49	W	25-47	.532	8-22	.364	13-16	.813	7	22	29	33.6	15	9	8	0	5	71	73.9
Marquette	12/02/2023	75-64	W	23-54	.426	5-20	.250	24-28	.857	15	23	38	34.1	13	9	14	1	6	75	74.0
at Michigan St.	12/05/2023	70-57	W	23-51	.451	10-23	.435	14-14	1.000	11	25	36	34.3	12	17	11	2	5	70	73.6
Total		662		231-504	.458	56-176	.318	144-184	.783	107	202	309	34.3	136	99	95	13	58	662	73.6
Opponents		568		199-449	.443	59-176	.335	111-156	.712	61	183	244	27.1	175	86	121	29	40	568	63.1

Wisconsin Averages

Games Played	Points/game	FG Pct	3FG Pct	FT Pct	Rebounds/game	Assists/game	Turnovers/game	Assist/Turnover ratio	Steals/game	Blocks/game
9	73.6	45.8	31.8	78.3	34.3	11.0	10.6	1.0	6.4	1.4

GAME-BY-GAME STATISTICS

OPPONENT

Opponent	Date	Score		FG-FGA	PCT	3FG-3FGA	PCT	FT-FTA	PCT	OFF	DEF	TOT	AVG	PF	A	TO	BLK	STL	PTS	AVG
Arkansas St.	11/06/2023	105-76	W	24-59	.407	4-21	.190	24-33	.727	10	18	28	28.0	21	7	17	0	7	76	76.0
Tennessee	11/10/2023	70-80	L	28-56	.500	5-17	.294	19-23	.826	6	29	35	31.5	22	10	10	3	3	80	78.0
at Providence	11/14/2023	59-72	L	24-41	.585	8-18	.444	16-27	.593	5	28	33	32.0	16	11	18	3	5	72	76.0
Robert Morris	11/17/2023	78-68	W	24-52	.462	13-29	.448	7-9	.778	8	20	28	31.0	32	8	21	2	4	68	74.0
vs Virginia	11/20/2023	65-41	W	15-46	.326	4-14	.286	7-7	1.000	3	18	21	29.0	10	10	8	8	5	41	67.4
vs SMU	11/22/2023	69-61	W	23-51	.451	8-16	.500	7-12	.583	11	20	31	29.3	18	8	15	3	3	61	66.3
Western Ill.	11/27/2023	71-49	W	15-38	.395	4-13	.308	15-24	.625	6	17	23	28.4	21	6	13	4	3	49	63.9
Marquette	12/02/2023	75-64	W	23-55	.418	7-29	.241	11-14	.786	7	16	23	27.8	21	11	11	1	5	64	63.9
at Michigan St.	12/05/2023	70-57	W	23-51	.451	6-19	.316	5-7	.714	5	17	22	27.1	14	15	8	5	5	57	63.1
Total		568		199-449	.443	59-176	.335	111-156	.712	61	183	244	27.1	175	86	121	29	40	568	63.1
Wisconsin		662		231-504	.458	56-176	.318	144-184	.783	107	202	309	34.3	136	99	95	13	58	662	73.6

Opponents Averages

Games Played	Points/game	FG Pct	3FG Pct	FT Pct	Rebounds/game	Assists/game	Turnovers/game	Assist/Turnover ratio	Steals/game	Blocks/game
9	63.1	44.3	33.5	71.2	27.1	9.6	13.4	0.7	4.4	3.2

SPECIAL STATISTICS

Game	Pts off T/O (Wis / Opp)	Pts in Paint (Wis / Opp)	2nd Chance Pts (Wis / Opp)	Fast Break Pts (Wis / Opp)	Bench Pts (Wis / Opp)
11/06/23 ARKANSAS ST	24 / 12	56 / 40	10 / 12	12 / 16	39 / 22
11/10/23 #9 TENNESSEE	12 / 14	32 / 42	9 / 11	2 / 8	8 / 23
11/14/23 at Providence	14 / 15	20 / 24	10 / 7	0 / 8	19 / 4
11/17/23 ROBERT MORRIS	19 / 7	42 / 16	8 / 11	8 / 2	24 / 19
11/20/23 vs. Virginia	10 / 13	30 / 14	12 / 5	0 / 4	22 / 4
11/22/23 vs. SMU	14 / 8	40 / 24	12 / 12	6 / 3	17 / 19
11/27/23 WESTERN ILL	22 / 9	24 / 18	17 / 5	4 / 2	17 / 6
12/02/23 #3 MARQUETTE	15 / 14	30 / 32	18 / 2	6 / 12	6 / 12
12/05/23 at Michigan State	15 / 14	20 / 24	19 / 8	4 / 11	15 / 14
RUNNING TOTAL	145 / 116	294 / 234	115 / 73	42 / 66	167 / 123
PER GAME AVERAGE	16.1 / 12.9	32.7 / 26.0	12.8 / 8.1	4.7 / 67.3	18.6 / 13.7

TEAM SUPERLATIVES

WISCONSIN

HIGH

LOW

• Points	105	vs. Arkansas State (11/6/23)	59	at Providence (11/14/23)
• First-Half Points	56	vs. Arkansas State (11/6/23)	21	at Providence (11/14/23)
• Second-Half Points	49	vs. Arkansas State (11/6/23)	29	vs. Marquette (12/03/23)
• Field Goals Made	39	vs. Arkansas State (11/6/23)	21	at Providence (11/14/23)
• Field Goal Attempts	62	2x; MR vs. SMU (11/22/23)	45	vs. Robert Morris (11/17/23)
• Field Goal Percentage	.650 (39-60)	vs. Arkansas State (11/6/23)	.339 (21-62)	at Providence (11/14/23)
• 3-Point Field Goals Made	10	at Michigan State (12/5/23)	3	vs. Robert Morris (11/17/23)
• 3-Point Field Goal Attempts	24	2x; MR vs. SMU (11/22/23)	12	vs. Arkansas State (11/6/23)
• 3-Point Field Goal Pct. (min. 10 att.)	.500 (6-12)	vs. Arkansas State (11/6/23)	.208 (5-24)	vs. SMU (11/22/23)
• Free Throws Made	27	vs. Robert Morris (11/17/23)	7	vs. Virginia (11/20/23)
• Free Throw Attempts	40	vs. Robert Morris (11/17/23)	8	vs. Virginia (11/20/23)
• Free Throw Pct. (min. 20 att.)	.857 (24-28)	vs. Marquette (12/03/23)	.675 (27-40)	vs. Robert Morris (11/17/23)
• Offensive Rebounds	20	vs. Virginia (11/20/23)	7	2x; MR vs. Western Ill (11/27/23)
• Defensive Rebounds	28	vs. Virginia (11/20/23)	17	at Providence (11/14/23)
• Total Rebounds	48	vs. Virginia (11/20/23)	27	vs. Robert Morris (11/17/23)
• Fouls	24	vs. Arkansas State (11/6/23)	7	vs. Virginia (11/20/23)
• Assists	17	2x; MR at Michigan State (12/5/23)	6	at Providence (11/14/23)
• Turnovers	14	2x; MR vs. Marquette (12/03/23)	8	vs. Western Ill (11/27/23)
• Steals	11	2x; MR vs. SMU (11/22/23)	3	vs. Tennessee (11/10/23)
• Blocked Shots	3	vs. Arkansas State (11/6/23)	0	vs. Western Ill (11/27/23)

OPPONENT

HIGH

LOW

• Points	80	vs. Tennessee (11/10/23)	41	vs. Virginia (11/20/23)
• First-Half Points	43	vs. Tennessee (11/10/23)	18	vs. Virginia (11/20/23)
• Second-Half Points	37	vs. Tennessee (11/10/23)	23	vs. Virginia (11/20/23)
• Field Goals Made	28	vs. Tennessee (11/10/23)	15	2x; MR vs. Western Ill (11/27/23)
• Field Goal Attempts	59	vs. Arkansas State (11/6/23)	38	vs. Western Ill (11/27/23)
• Field Goal Percentage	.585 (21-41)	at Providence (11/14/23)	.326 (15-46)	vs. Virginia (11/20/23)
• 3-Point Field Goals Made	13	vs. Robert Morris (11/17/23)	4	3x; MR vs. Western Ill (11/27/23)
• 3-Point Field Goal Attempts	29	2x; MR vs. Marquette (12/03/23)	13	vs. Western Ill (11/27/23)
• 3-Point Field Goal Pct. (min. 10 att.)	.448 (13-29)	vs. Robert Morris (11/17/23)	.190 (4-21)	vs. Arkansas State (11/6/23)
• Free Throws Made	24	vs. Arkansas State (11/6/23)	5	at Michigan State (12/5/23)
• Free Throw Attempts	33	vs. Arkansas State (11/6/23)	7	2x; MR at Michigan State (12/5/23)
• Free Throw Pct. (min. 10 att.)	.786 (11-14)	vs. Marquette (12/03/23)	.593 (16-27)	at Providence (11/14/23)
• Offensive Rebounds	10	vs. Arkansas State (11/6/23)	3	vs. Virginia (11/20/23)
• Defensive Rebounds	29	vs. Tennessee (11/10/23)	16	vs. Marquette (12/03/23)
• Total Rebounds	35	vs. Tennessee (11/10/23)	21	vs. Virginia (11/20/23)
• Fouls	32	vs. Robert Morris (11/17/23)	10	vs. Virginia (11/20/23)
• Assists	15	at Michigan State (12/5/23)	6	vs. Western Ill (11/27/23)
• Turnovers	21	vs. Robert Morris (11/17/23)	8	2x; MR at Michigan State (12/5/23)
• Steals	7	vs. Arkansas State (11/6/23)	3	2x; MR vs. Western Ill (11/27/23)
• Blocked Shots	8	vs. Virginia (11/20/23)	1	vs. Marquette (12/03/23)

MISCELLANEOUS

HIGH

SECOND-HIGHEST

• UW's Largest Deficit Overcome in Win	11 vs. SMU (11/22/23)	2 (14-12, 14:10 1H) vs. Robert Morris (11/17/23)
• UW's Largest Deficit Overcome in Win (2nd Half/OT)	10 (40-30, 13:21 2H) vs. SMU (11/22/23)	--
• UW's Largest Lead Surrendered in Loss	--	--
• UW's Largest Lead Surrendered in Loss (2nd Half/OT)	--	--
• UW's Largest Halftime Lead	16 (35-19) vs. Western Ill (11/27/23)	15 (56-41) vs. Arkansas State (11/6/23)
• UW's Largest Halftime Deficit	16 at Providence (11/14/23)	8 (2x); MR vs. SMU (11/22/23)
• UW's Largest Lead	36 (98-62, 6:40 2H) vs. Arkansas State (11/6/23)	26 (69-43, 3:00 2H) vs. Western Ill (11/27/23)
• UW's Largest Deficit	25 (67-42, 6:41 2H) at Providence (11/14/23)	11 vs. SMU (11/22/23)

INDIVIDUAL SUPERLATIVES

WISCONSIN

HIGH

SECOND-HIGHEST

• Points	22	2x; MR Storr (at Michigan St - 12/5/23)	21	Max Klesmit (vs. Marquette - 12/2/23)
• First-Half Points	21	Max Klesmit (vs. Marquette - 12/2/23)	12	3x; MR Storr (at Michigan St - 12/5/23)
• Second-Half Points	20	AJ Storr (at Providence - 11/14/23)	18	John Blackwell (vs. Robert Morris - 11/17/23)
• Field Goals Made	8	AJ Storr (at Michigan St - 12/5/23)	7	5x; MR Crowl (vs. Virginia - 11/20/23)
• Field Goal Attempts	20	AJ Storr (vs. Tennessee - 11/10/23)	17	AJ Storr (at Providence - 11/14/23)
• Field Goal Percentage (min. 6 made)	.778 (7-9)	Steven Crowl (vs. Robert Morris - 11/17/23)	.727 (8-11)	AJ Storr (at Michigan St - 12/5/23)
• 3-Point Field Goals Made	5	Max Klesmit (vs. Marquette - 12/2/23)	4	Crowl & Storr (at Michigan St - 12/5/23)
• 3-Point Field Goal Attempts	10	Max Klesmit (vs. Marquette - 12/2/23)	7	3x; MR Klesmit (vs. SMU - 11/22/23)
• 3-Point Field Goal Pct. (min. 4 made)	1.000 (4-4)	Steven Crowl (at Michigan St - 12/5/23)	.667 (4-6)	AJ Storr (at Michigan St - 12/5/23)
• Free Throws Made	8	Blackwell & Wahl (vs. Robert Morris - 11/17/23)	6	3x; MR Blackwell (at Michigan St - 12/5/23)
• Free Throw Attempts	12	Tyler Wahl (vs. Robert Morris - 11/17/23)	10	John Blackwell (vs. Robert Morris - 11/17/23)
• Free Throw Pct. (min. 8 made)	.800 (8-10)	John Blackwell (vs. Robert Morris - 11/17/23)	.667 (8-12)	Tyler Wahl (vs. Robert Morris - 11/17/23)
• Offensive Rebounds	7	Tyler Wahl (vs. Virginia - 11/20/23)	5	2x; MR Crowl (vs. Western Ill - 11/27/23)
• Defensive Rebounds	7	Tyler Wahl (vs. Tennessee - 11/10/23)	6	5x; MR Hepburn (vs. Marquette - 12/2/23)
• Total Rebounds	11	Steven Crowl (vs. Western Ill - 11/27/23)	10	Crowl & Wahl (vs. Virginia - 11/20/23)
• Fouls	4	8x; MR Crowl (at Michigan St - 12/5/23)	3	6x; MR 2 Badgers (vs. Robert Morris - 11/17/23)
• Assists	8	Chucky Hepburn (at Michigan St - 12/5/23)	6	2x; MR Hepburn (vs. Virginia - 11/20/23)
• Turnovers	3	9x; MR Storr (at Michigan St - 12/5/23)	2	15x; MR Wahl (at Michigan St - 12/5/23)
• Steals	4	Chucky Hepburn (vs. Marquette - 12/2/23)	3	3x; MR Klesmit (vs. SMU - 11/22/23)
• Blocked Shots	1	13x; MR Hepburn & Wahl (at Michigan St - 12/5/23)	--	--

OPPONENT

HIGH

SECOND-HIGHEST

• Points	24	Dalton Knecht (vs. Tennessee - 11/10/23)	22	Tyson Walker (at Michigan St - 12/5/23)
• First-Half Points	15	Freddy Hicks (vs. Arkansas St - 11/6/23)	14	2x; MR Phelps (vs. SMU - 11/22/23)
• Second-Half Points	18	Tyson Walker (at Michigan St - 12/5/23)	12	Reece Beekman (vs. Virginia - 11/20/23)
• Field Goals Made	9	Tyson Walker (at Michigan St - 12/5/23)	8	Dalton Knecht (vs. Tennessee - 11/10/23)
• Field Goal Attempts	20	Tyson Walker (at Michigan St - 12/5/23)	16	Zhuric Phelps (vs. SMU - 11/22/23)
• Field Goal Percentage (min. 6 made)	1.000 (6-6)	Josh Oduro (at Providence - 11/14/23)	.750 (6-8)	Devin Carter (at Providence - 11/14/23)
• 3-Point Field Goals Made	4	2x; MR Phelps (vs. SMU - 11/22/23)	3	6x; MR Walker (at Michigan St - 12/5/23)
• 3-Point Field Goal Attempts	9	2x; MR Joplin (vs. Marquette - 12/2/23)	8	Avery Felts (vs. Arkansas St - 11/6/23)
• 3-Point Field Goal Pct. (min. 3 made)	1.000 (3-3)	Jayden Pierre (at Providence - 11/14/23)	.750 (3-4)	TJ Wainwright (vs. Robert Morris - 11/17/23)
• Free Throws Made	8	Freddy Hicks (vs. Arkansas St - 11/6/23)	7	3x; MR Dent Jr. (vs. Western Ill - 11/27/23)
• Free Throw Attempts	10	Freddy Hicks (vs. Arkansas St - 11/6/23)	9	4x; MR Dent Jr. (vs. Western Ill - 11/27/23)
• Free Throw Pct. (min. 7 made)	.800 (8-10)	Freddy Hicks (vs. Arkansas St - 11/6/23)	.778 (7-9)	3x; MR Dent Jr. (vs. Western Ill - 11/27/23)
• Offensive Rebounds	4	Carson Cooper (at Michigan St - 12/5/23)	3	3x; MR Cisse (vs. Western Ill - 11/27/23)
• Defensive Rebounds	8	Drew Cisse (vs. Western Ill - 11/27/23)	7	Devin Carter (at Providence - 11/14/23)
• Total Rebounds	11	Drew Cisse (vs. Western Ill - 11/27/23)	8	2x; MR Carter (at Providence - 11/14/23)
• Fouls	5	4x; MR 3 Players (vs. Robert Morris - 11/17/23)	4	7x; MR Lamar & West (vs. Western Ill - 11/27/23)
• Assists	7	Reece Beekman (vs. Virginia - 11/20/23)	6	Tyler Kolek (vs. Marquette - 12/2/23)
• Turnovers	7	Alfredo Boglio (vs. Robert Morris - 11/17/23)	6	Samuell Williamson (vs. SMU - 11/22/23)
• Steals	3	2x; MR Phelps (vs. SMU - 11/22/23)	2	8x; MR Walker (at Michigan St - 12/5/23)
• Blocked Shots	5	Ryan Dunn (vs. Virginia - 11/20/23)	3	Drew Cisse (vs. Western Ill - 11/27/23)

THE LAST TIME WISCONSIN...

Wisconsin Team

UW ranked No. 1 in AP Top 25: Feb. 21, 2007
UW ranked in AP Top 25: No. 23 (12/4/23)
UW ranked in USA Today Coaches Poll: No. 18 (1/11/23)
Played AP No. 1-ranked opponent: Win vs. Villanova, 65-62 (3/18/17)
Defeated AP No. 1-ranked opponent: Villanova, 65-62 (3/18/17)
Played AP No. 2-ranked opponent: Win vs. Michigan, 64-54 (1/19/19)
Defeated opponent ranked 3-10 by AP: Win vs. No. 3 Marquette, 75-64 (12/2/23)
Defeated opponent ranked 11-25 by AP: Win vs. No. 24 Virginia, 65-41 (11/20/23)
Defeated AP Top 25 opponent on the road: Win at No. 17 Michigan State, 70-62 (2/8/22)

Scoring

Scored 20 or more points: 22, AJ Storr at Michigan State (12/5/23)
Scored 30 or more points: 36, Steven Crowl vs. Bradley (3/14/23)
Scored 40 or more points: 43, Frank Kaminsky vs. North Dakota (11/19/13)
Two or more Badgers scored 30 points, same game: Joe Franklin (31) and Chuck Nagle (30) vs. Purdue (3/2/68) — only other time this happened in school history was Jack Brens (31) and Ken Siebel (31) vs. Utah (12/28/62)
Two or more Badgers scored 20 points, same game: Tyler Wahl (21) and Steven Crowl (21) at Minnesota (3/5/23)
Three or more Badgers scored 20 points, same game: Jon Leuer (24), Josh Gasser (21), Jordan Taylor (20), vs. PVAMU (11/14/10)
Scored 20 points in one half: Max Klesmit (21 in 1st Half) vs. #3 Marquette (12/2/23)
Scored 20 points/two straight games: Johnny Davis (30 at Indiana, 2/15/22; 25 vs. Michigan, 2/20/22)
Scored 20 points/three straight games: Johnny Davis (26 vs. Iowa, 1/6/22; 37 at #3 Purdue, 1/3/22; 20 vs. Illinois State, 12/29/21)
Scored 20 points/four straight games: Johnny Davis (26 vs. Iowa, 1/6/22; 37 at #3 Purdue, 1/3/22; 20 vs. Illinois State, 12/29/21; 24 at #21 Ohio State, 12/11/21)
Scored 20 points/five straight games: Johnny Davis (26 vs. Iowa, 1/6/22; 37 at #3 Purdue, 1/3/22; 20 vs. Illinois State, 12/29/21; 24 at #21 Ohio State, 12/11/21; 23 vs. Indiana, 12/8/21)
Scored 30 points/two straight games: Michael Finley (30 at Michigan, 1/29/94; 32 vs. Michigan State, 2/2/94)
No Badger scored in double figures: vs. Marquette (12/8/12)
One Badger scored in double figures: 14, Connor Essegian at Indiana (1/14/23)
Four players scored in double figures: Max Klesmit (21), Steven Crowl (16), AJ Storr (13) and Tyler Wahl (10) vs. #3 Marquette (12/2/23)
Five players scored in double figures: Tyler Wahl (14), Max Klesmit (12), AJ Storr (11), John Blackwell (10) and Chucky Hepburn (10) vs. SMU (11/22/23)
Six players scored in double figures: Reuvers (19), Davison (15), Ford (12), King (12), Trice (11) and Pritzl (10) vs. Green Bay (11/21/19)
UW Scored 70 or more points: 70, at Michigan State (12/5/23)
UW Scored 80 or more points: 105, vs. Arkansas State (11/6/23)
UW Scored 90 or more points: 105, vs. Arkansas State (11/6/23)
UW Scored 100 or more points: 105, vs. Arkansas State (11/6/23)

Field Goal Shooting

Shot 90 percent or better (min. 10 att.): .900 (9-10), Carlton McGee vs. Michigan (2/26/92)
UW shot 50 percent or better: .532 (25-47), vs. Western Illinois (11/27/23)
UW shot 60 percent or better: .650 (39-60), vs. Arkansas State (11/6/23)
UW shot 70 percent or better: .744, vs. Army (12/30/79)
UW made 30 or more field goals: 39, vs. Arkansas State (11/6/23)
UW made 40 or more field goals: 42, vs. Iowa (3/9/94)
UW made 50 or more field goals: Has not happened
UW attempted 60 or more field goals: 62, vs. SMU (11/22/23)
UW attempted 70 or more field goals: 70, at Michigan (2/26/23)
UW attempted 80 or more field goals: 83, vs. Northwestern (1/28/95)
UW attempted 100 or more field goals: 102, vs. South Dakota (12/9/72)

3-Point Field Goal Shooting

Made 5 or more 3-point field goals: Max Klesmit (5-10 3FG) vs. #3 Marquette (12/2/23)
UW shot 40 percent or better (min. 8 att.): .435 (10-23) at Michigan State (12/5/23)
UW shot 50 percent or better (min. 8 att.): .500 (6-12) vs. Arkansas State (11/6/23)
UW shot 60 percent or better (min. 8 att.): .640 (16-25), vs. Louisville (12/19/20)
UW shot 70 percent or better (min. 8 att.): .727, at Indiana (2/25/10)
UW shot 80 percent or better (min. 8 att.): .889, vs. North Dakota St. (12/10/86)
UW shot 90 percent or better (min. 8 att.): .900, at Illinois (1/25/97)
UW made 10 or more 3-point field goals: 10, at Michigan State (12/5/23)
UW made 15 or more 3-point field goals: 16, vs. Louisville (12/19/20)
UW attempted 30 or more 3-point field goals: 36, vs. Rutgers (2/18/23)
UW attempted 40 or more 3-point field goals: 40, vs. Temple (12/3/01)

Double-Double / Triple-Double

Had a triple-double: Ethan Happ (13 pts, 12 reb, 11 ast) vs. Northwestern (1/26/19)
Had a double-double (Pts/Reb): Steven Crowl (13 p, 11 r) vs. Western Illinois (11/27/23)
Had a double-double (Pts/Ast): Ethan Happ (10 p, 11 r, 12a) vs. Coppin St. (11/6/18)
Had a double-double (Ast/Reb): Ethan Happ (10p, 11r, 12a) vs. Coppin St. (11/6/18)
Had a double-double in consecutive games: Tyler Wahl vs. Iowa (2/22), at Michigan (2/26/23)
Two with double-double: Potter (24 p, 13 r) & Davison (11 p, 13 r) at Penn State (1/11/20)

Free Throw Shooting

Perfect at the FT line (min. 10 att.): 10-10, Brad Davison at Indiana (2/15/22)
UW shot 80 percent or better (min. 12 att.): 1.000 (14-14), at Michigan State (12/5/23)
UW shot 90 percent or better (min. 12 att.): 1.000 (14-14), at Michigan State (12/5/23)
UW shot 100 percent (min. 12 att.): 14-14, at Michigan State (12/5/23)
UW made 20 or more free throws: 24, vs. #3 Marquette (12/2/23)
UW made 30 or more free throws: 30, vs. Minnesota (2/13/14)
UW made 40 or more free throws: 40, vs. Minnesota (1/12/53)
UW attempted 30 or more free throws: 40, vs. Robert Morris (11/17/23)
UW attempted 40 or more free throws: 40, vs. Robert Morris (11/17/23)
UW attempted 50 or more free throws: 50, at Indiana (2/12/62)
UW attempted 60 or more free throws: 61, at Michigan (2/21/53)

Rebounds

Had 10+ rebounds: 11, Steven Crowl vs. Western Illinois (11/27/23)
Had 15+ rebounds: 15, Johnny Davis vs. Minnesota (1/30/22)
Had 20+ rebounds: 25, Joe Chrnlich vs. St. Mary's (12/2/76)
Had 30+ rebounds: 30, Paul Morrow vs. Purdue (1/3/53)
Had 10+ reb. in consecutive games: Tyler Wahl, Two Straight (2/22/23, 2/26/23)
UW had 40+ rebounds: 48, vs. Virginia (11/20/23)
UW had 50+ rebounds: 50, vs. Green Bay (11/12/21)

Assists

Had 10 or more assists: 11, Ethan Happ vs. Northwestern (1/26/19)
Had 15 or more assists: Has not happened
UW had 20 or more assists: 22, vs. Louisville (12/19/20)
UW had 30 or more assists: 30, vs. Iowa (3/9/94)

Blocked Shots

Had 5 or more blocked shots: 9 Nate Reuvers vs. Eastern Illinois (11/8/19)
Had 10 or more blocked shots: Has not happened
UW had 10 or more blocked shots: 10 vs. Eastern Illinois (11/25/20)
UW had 15 or more blocked shots: Has not happened

Steals

Had 5 or more steals: 5, (2x) Chucky Hepburn vs. Minnesota (1/3/23)
Had 10 or more steals: 10, Mike Kelley vs. Texas (12/7/99)
UW had 10 or more steals: 11, vs. SMU (11/22/23)
UW had 15 or more steals: 16, (2x) MR vs. California (12/2/12)

Turnovers

UW had 1 or fewer turnovers: 1, vs. Iowa (1/20/15)
UW had 5 or fewer turnovers: 3, vs. Bradley (3/14/23)
UW had 0 turnovers in a half: 0 in 2H, vs. Western Michigan (12/30/22)
Opponent committed 15 or more turnovers: 15, SMU (11/22/23)
Opponent committed 20 or more turnovers: 21, Robert Morris (11/17/23)

Overtime

Won a game in overtime: 79-74, at Penn State (2/8/23)
Lost a game in overtime: 87-79, at Michigan (2/26/23)
Played a 2-overtime game: win vs. Indiana (80-73), 1/7/21
Played a 3-overtime game: loss vs. Indiana (85-86), 2/16/87
Played in consecutive OT games: at Penn State (2/8/23) and at Nebraska (2/11/23)

Miscellaneous

Hit a buzzer beater: vs. Xavier, 3/20/16 (Bronson Koenig hits 3PT in corner, UW 66-63)
Won after trailing by at least 10 pts in second half: 10 vs. SMU, 12/22/23 (down 40-30, 13:00 remaining - won 69-61)
Won after trailing by at least 15 pts in second half: 17 vs. Indiana, 12/8/21 (down 42-25, 19:43 remaining - won 64-59)
UW scored 10 straight points or more: 12-0 (19:29 - 16:59 2H) vs. Arkansas State (11/6/23)
UW scored 15 straight points or more: 16-0 (16:14 - 10:57 2H) vs. Nicholls (12/15/21)
UW held opp. scoreless 5:00 or longer: 6:31 (1H) at Maryland (1/25/23)
UW held opp. scoreless for 8:00 or longer: 10:24 (17:26 - 7:02 1H) vs. Penn State (2/5/22)

GAME 1: WISCONSIN 105, ARKANSAS STATE 76

Nov. 6, 2023 • Madison, Wis. • Kohl Center



Official Basketball Box Score - Final
Arkansas St. at Wisconsin
11/06/23 Kohl Center, Madison
2023-24 Men's Basketball

Game Time: 7:00 PM
Game Duration: 2:08
Attendance: 14,033

Officials: Earl Walton, Tony Meeks, Josh White

Arkansas St. - 76

Record: 0-1

NO. Name	Min	FG M-A	3P M-A	FT M-A	Rebounds OR DR TOT	Fouls PF FO	TP	AS	TO	ST	Blocks BS BA	+/-
35 Izaiyah Nelson	F 06:25	0-0	0-0	2-4	2 1 3	3 3	2	0	1	0	0	-13
0 Caleb Fields	G 39:08	5-9	0-1	7-9	0 2 2	4 6	17	2	4	1	0	-30
2 Freddy Hicks	G 34:24	6-15	1-4	1-0	1 6 7	3 7	21	2	5	2	0	-28
3 Derrian Ford	G 29:45	3-5	1-2	0-2	1 1 2	1 2	7	1	1	5	0	-24
10 Avery Felts	G 31:23	3-11	1-8	0-0	0 0 0	2 0	7	1	0	2	0	-28
1 LaQuill Hardnett	13:17	1-5	1-2	0-0	1 1 2	1 1	3	0	0	1	0	-8
4 Dyondre Dominguez	23:37	4-9	0-2	6-6	3 5 8	2 4	14	0	1	0	0	-12
6 Taryn Todd	15:03	2-5	0-2	1-2	0 2 2	5 1	5	1	1	0	0	-6
4 Noah McDavid	00:58	0-0	0-0	0-0	0 0 0	0 0	0	0	0	1	0	4
Team					2 0 2		0	0				
Totals		24-59	4-21	24-33	10 18 28	21 24	76	7	17	7	0	3 -29

Technical Fouls: NONE

Shooting By Period	1st FG%	2nd FG%	3rd FG%	4th FG%	GM FG%	FT%
1st FG%	3-11	27.3%				
2nd FG%	10-30	33.3%				
3rd FG%	1-10	10.0%				
4th FG%	14-19	73.7%				
GM FG%	24-59	40.7%				
FT%	4-21	19.0%				
FT%	24-33	72.7%				
Dead Ball Rebounds:	7, 1					

Wisconsin - 105

Record: 14-0

NO. Name	Min	FG M-A	3P M-A	FT M-A	Rebounds OR DR TOT	Fouls PF FO	TP	AS	TO	ST	Blocks BS BA	+/-
5 Tyler Wahl	F 13:16	4-5	0-0	0-1	1 0 1	4 2	8	2	3	1	0	22
22 Steven Crowl	F 18:29	3-4	0-0	3-6	0 3 3	4 5	9	4	1	0	0	21
2 AJ Storr	G 23:56	6-13	0-2	3-4	0 2 2	2 2	15	1	0	1	1	29
11 Max Klesmit	G 18:38	5-5	1-1	3-3	0 1 1	3 2	14	1	1	0	0	33
23 Chucky Hepburn	G 30:28	7-10	2-3	4-5	0 1 1	0 2	20	6	2	3	0	31
31 Nolan Winter	14:31	3-0	0-0	0-1	2 5 7	1 1	6	0	0	1	0	7
14 Carter Gilmore	12:40	1-2	0-0	2-2	1 3 4	4 1	4	0	0	1	0	3
3 Connor Essegian	04:35	2-3	0-0	0-0	0 1 1	1 0	4	0	0	0	0	-1
25 John Blackwell	15:06	3-3	1-1	5-7	1 3 4	0 4	12	0	1	1	0	4
4 Kamari McGee	07:15	1-1	0-0	0-0	0 1 1	2 0	2	0	2	0	0	-6
35 Markus Iler	19:04	1-4	1-2	0-0	1 4 5	1 1	3	0	2	0	0	7
10 Isaac Lindsey	17:04	3-6	1-3	1-1	0 0 0	2 1	8	2	1	0	1	3
12 Luke Haertle	02:00	0-0	0-0	0-0	0 0 0	0 0	0	0	0	0	0	-2
21 Chris Hodges	02:00	0-0	0-0	0-0	0 0 0	0 0	0	0	0	1	0	-2
15 Isaac Gard	00:58	0-1	0-0	0-0	0 0 0	0 0	0	0	0	0	0	-4
Team					1 2 3		0	0				
Totals		39-60	6-12	21-30	7 26 33	24 21	105	17	14	7	3	0 29

Technical Fouls: NONE

Biggest lead	ASU	WIS	Points from Turnovers	ASU	WIS	Period by Period Scoring	1st	2nd	TOT
Biggest lead	0 (1 st 20:00)	36 (2 nd 6:40)	Turnovers	12	24	ASU	41	35	76
Best Scoring Run	7 (2 nd 13:40)	12 (2 nd 16:59)	Paint	40	56	WIS	56	49	105
Lead Changes	0	0	Second Chance	12	10				
Times Tied	0	0	Fast Breaks	16	12				
Time with Lead	00:00	39:40	Bench	22	39				

NOTES: Wisconsin set a Kohl Center scoring record, surpassing the previous high by Kansas in a 104-86 win vs. Oregon in the 2022 NCAA Tournament ... UW scored its most points since a 105-70 win vs. Eastern Illinois on 12/28/95 ... UW shot 65% FG (39-for-60), the 4th-highest mark in school history.

GAME 2: #9 TENNESSEE 80, WISCONSIN 70

Nov. 10, 2023 • Madison, Wis. • Kohl Center



Official Basketball Box Score - Final
Tennessee at Wisconsin
11/10/23 Kohl Center, Madison
2023-24 Men's Basketball

Game Time: 8:00 PM
Game Duration: 2:01
Attendance: 17,287

Officials: Jeffrey Anderson, Owen Short, Brett Smith

Tennessee - 80

Record: 2-0

NO. Name	Min	FG M-A	3P M-A	FT M-A	Rebounds OR DR TOT	Fouls PF FO	TP	AS	TO	ST	Blocks BS BA	+/-
0 Jonas Aidoo	F 28:17	5-8	0-1	0-0	2 5 7	3 0	10	1	1	0	2	1 8
3 Dalton Knecht	G 36:05	8-15	1-4	7-9	0 5 5	3 6	24	2	3	0	0	1 12
15 Jahmai Mashack	G 14:50	1-3	0-0	2-2	0 1 1	3 3	4	1	0	0	0	0 7
25 Santiago Vescovi	G 28:41	2-4	0-1	1-1	1 3 4	1 1	5	1	0	0	0	0 7
30 Josiah-Jordan James	G 30:32	4-8	1-3	5-7	0 6 6	3 4	14	0	1	1	0	0 5
2 Jordan Gainey	21:23	3-8	2-4	2-2	0 1 1	2 1	10	2	1	1	0	0 9
11 Tobee Awaka	11:43	3-4	0-0	0-0	2 4 6	3 0	6	0	1	0	1	0 2
5 Zakai Zeigler	18:50	1-5	1-4	2-2	1 2 3	2 2	5	3	3	0	0	0 4
1 Freddie Dilone V	02:52	0-0	0-0	0-0	0 0 0	0 0	0	0	0	0	0	0 4
12 Cade Phillips	06:47	1-1	0-0	0-0	0 1 1	0 0	2	0	0	0	0	0 7
Team					0 1 1		0	0				
Totals		28-56	5-17	19-23	6 29 35	22 17	80	10	10	3	3	2 10

Technical Fouls: NONE

Shooting By Period	1st FG%	2nd FG%	3rd FG%	4th FG%	GM FG%	FT%
1st FG%	15-27	55.6%				
2nd FG%	13-29	44.8%				
3rd FG%	0-6	0.0%				
4th FG%	11-14	78.6%				
GM FG%	28-56	50.0%				
FT%	5-17	29.4%				
FT%	19-23	82.6%				
Dead Ball Rebounds:	2, 0					

Wisconsin - 70

Record: 1-1

NO. Name	Min	FG M-A	3P M-A	FT M-A	Rebounds OR DR TOT	Fouls PF FO	TP	AS	TO	ST	Blocks BS BA	+/-
5 Tyler Wahl	F 32:43	4-6	0-0	2-7	1 7 8	2 6	10	2	3	0	1	0 -9
22 Steven Crowl	F 25:40	4-9	1-2	5-6	3 6 9	3 4	14	1	1	0	1	1 3
2 AJ Storr	G 33:05	7-20	2-7	1-2	0 1 1	2 2	17	2	0	0	0	1 -9
11 Max Klesmit	G 28:28	2-8	2-7	2-3	1 2 2	3 2	8	3	1	0	0	0 -11
23 Chucky Hepburn	G 35:36	5-9	1-4	2-2	2 2 4	4 5	13	1	2	1	0	1 -6
31 Nolan Winter	12:21	1-3	0-2	0-0	1 0 1	0 1	2	1	0	0	0	0 -15
3 Connor Essegian	11:28	1-2	0-1	2-2	0 1 1	2 1	4	0	2	2	0	0 1
14 Carter Gilmore	06:13	1-1	0-0	0-1	0 0 0	0 1	1	2	0	0	0	0 4
25 John Blackwell	09:23	0-2	0-0	0-0	0 0 0	0 0	0	0	0	0	0	0 -3
35 Markus Iler	03:03	0-1	0-1	0-0	0 0 1	1 0	0	0	0	0	0	0 -3
4 Kamari McGee	02:01	0-0	0-0	0-0	0 0 0	0 1	0	0	0	0	0	0 -2
Team					1 1 2		0	0				
Totals		25-61	6-24	14-23	10 21 31	17 22	70	10	9	3	2	3 -10

Technical Fouls: NONE

Biggest lead	UT	UW	Points from Turnovers	UT	UW	Period by Period Scoring	1st	2nd	TOT
Biggest lead	10 (2 nd 4:45)	0 (1 st 20:00)	Turnovers	14	12	UT	43	37	80
Best Scoring Run	5 (1 st 3:32)	6 (1 st 9:01)	Paint	42	32	UW	35	35	70
Lead Changes	0	4	Second Chance	11	9				
Times Tied	4	8	Fast Breaks	8	2				
Time with Lead	36:46	00:00	Bench	23	8				

GAME 4: ROBERT MORRIS 78, WISCONSIN 68

Nov. 17, 2023 • Madison, Wis. • Kohl Center



Official Basketball Box Score - Final
Wisconsin at Providence
11/14/23 Amica Mutual Pavilion, Providence, R.I.
2023-24 Men's Basketball

Game Time: 6:00 PM
Game Duration: 2:03
Attendance: 12,069

Officials: Brian Dorsey, D.J. Carlsen, Jeff Anderson

Wisconsin - 59

Record: 1-2

NO. Name	Min	FG M-A	3P M-A	FT M-A	Rebounds OR DR TOT	Fouls PF FO	TP	AS	TO	ST	Blocks BS BA	+/-
5 Tyler Wahl	F 28:46	3-9	0-2	0-1	1 4 5	3 2	6	0	2	2	1	0 -8
22 Steven Crowl	F 28:28	5-9	0-1	2-2	3 1 2	2 4	14	2	2	1	0	1 -15
2 AJ Storr	G 29:42	7-17	2-6	6-6	1 4 5	1 5	22	1	3	0	0	0 -11
11 Max Klesmit	G 19:13	0-2	0-0	0-0	0 1 1	4 0	1	1	2	0	0	0 -16
23 Chucky Hepburn	G 29:20	2-10	0-3	4-4	1 2 3	2 2	8	0	2	0	0	1 -17
25 John Blackwell	25:25	5-10	1-3	0-0	2 3 5	1 3	11	0	0	0	0	1 4
14 Carter Gilmore	12:57	1-2	0-1	0-0	0 2 2	3 0	2	1	1	0	0	0 0
31 Nolan Winter	05:56	1-2	0-1	0-0	2 0 2	2 0	3	0	0	1	0	0 -6
3 Connor Essegian	06:19	0-3	0-1	0-0	0 0 0	1 0	0	1	1	0	0	0 -8
10 Isaac Lindsey	08:33	0-1	0-0	0-0	0 0 0	2 0	0	0	0	0	0	0 5
35 Markus Iler	03:53	1-1	1-1	0-0	0 0 0	1 0	3	0	0	0	0	0 3
4 Kamari McGee	00:44	0-0	0-0	0-0	0 0 0	1 0	0	0	0	0	0	0 2
12 Luke Haertle	00:44	0-0	0-0	0-0	0 0 0	0 0	0	0	0	0	0	0 2
Team					0 1 0		0	0				
Totals		21-62	5-20	12-12	13 17 30	23 16	59	6	12	6	1	3 -13

Technical Fouls: NONE

Shooting By Period	1st FG%	2nd FG%	3rd FG%	4th FG%	GM FG%	FT%
1st FG%	8-30	26.7%				
2nd FG%	1-11	9.1%				
3rd FG%	4-4	100%				
4th FG%	13-32	40.6%				
3rd FG%	4-9	44.4%				
4th FG%	8-8	100%				
GM FG%	21-62	33.9%				
3rd FG%	5-20	25.0%				
FT%	12-12	100.0%				
FT%	16-27	59.3%				
Dead Ball Rebounds:	0, 0					

Providence - 72

Record: 3-0

NO. Name	Min	FG M-A	3P M-A	FT M-A	Rebounds OR DR TOT	Fouls PF FO	TP	AS	TO	ST	Blocks BS BA	+/-
13 Josh Odoro	F 23:54	6-6	0-0	1-2	1 2 3	3 3	13	4	2	0	2	0
23 Bryce Hopkins	F 23:54	5-12	1-4	5-6	0 4 4	2 4	16	2	2	1	0	18
0 Jayvone Gaines	G 26:31	1-3	0-2	3-4	0 5 5	1 2	5	0	1	3	0	17
1 Dayton Pierre	G 28:21	5-7	3-3	0-0	0 1 1	2 1	13	3	2	1	0	21
2 Devin Carter	G 32:04	6-8	3-5	6-9	1 7 8	0 8	21	1	5	0	0	21
3 Garway Dual		1-3	1-2	0-2	0 1 1	2 3	3	0	1	1	0	8
14 Corey Floyd, Jr.		17:24	0-1	0-0	0 4 4	2 0	0	1	2	0	0	-8
30 Rafael Castro		11:57	0-0	0-0	0 2 2	0 3	4	1	0	0	0	-5
10 Rich Barron		02:09	0-0	0-0	0 0 0	0 0	0	0	0	0	0	-8
2 Donovan Santoro		01:48	0-1	0-1	1-2	0 0 0	0 1	1	0	0	0	-6
Team					3 1 4	3	0	0	2			
Totals		24-41	8-18	16-27	5 28 33	16 23	72	11	18	5	3	13

GAME 5: WISCONSIN 65, #24 VIRGINIA 41

Nov. 20, 2023 • Fort Myers, Fla. • Suncoast Credit Union Arena



Official Basketball Box Score - Final
Wisconsin at Virginia
 11/20/23 Suncoast Credit Union Arena, Fort Myers, Fla.
 2023-24 Men's Basketball

Game Time: 6:00 PM
 Game Duration: 1:47
 Attendance: 3,500

Officials: Ted Valentine, Lee Cassell, KB Burdett

Wisconsin - 65

Record: 3-2

NO.	Name	Min	FG	3P	FT	Rebounds	Fouls	TP	AS	TO	ST	Blocks	BS	BA	+/-
			M-A	M-A	M-A	OR DR TOT	PF	FD							
5	Tyler Wahl	F 25:32	4-13	0-0	1-2	7 3 10	1	1	9	2	0	1	0	3	8
22	Steven Crowl	F 27:38	7-10	1-1	0-0	4 6 10	0	0	15	2	3	0	1	2	18
2	AJ Storr	G 21:12	2-6	1-2	2-2	2 4 6	0	1	7	2	1	0	1	6	6
11	Max Klesmit	G 30:46	4-7	1-3	0-0	0 3 3	1	3	9	1	1	0	0	0	34
23	Chucky Hepburn	G 29:30	1-8	1-4	0-0	0 0 0	2	2	3	6	0	1	0	1	17
4	Kamari McGee	14:01	1-3	1-1	0-0	0 0 0	1	0	3	2	0	0	0	0	19
14	Carter Gilmore	13:25	2-2	0-0	0 0 0	1 3 4	0	0	4	0	1	0	0	0	16
25	John Blackwell	17:45	2-7	2-3	4-4	1 3 4	2	3	10	0	0	0	0	1	18
31	Nolan Winter	11:19	1-3	1-2	0-0	1 2 3	0	0	3	0	0	1	0	0	6
3	Connor Essegian	04:17	1-3	0-2	0-0	0 2 2	0	0	2	0	0	0	0	0	-2
10	Isaac Lindsey	01:03	0-0	0-0	0 0 0	1 0 1	0	0	0	0	0	0	0	0	0
21	Chris Hodges	01:03	0-0	0-0	0 0 0	0 0 0	0	0	0	0	0	0	0	0	0
35	Markus Iler	01:03	0-0	0-0	0 0 0	0 0 0	0	0	0	0	0	0	0	0	0
12	Luke Haertle	00:43	0-0	0-0	0 0 0	0 0 0	0	0	1	1	0	0	0	0	0
15	Isaac Gard	00:43	0-0	0-0	0 0 0	0 0 0	0	0	0	0	0	0	0	0	0
Team						3 1 4	0	0	2						
Totals			25-62	9-18	7-8	20 28 48	7	10	65	15	9	4	1	8	24

Technical Fouls: NONE

Virginia - 41

Record: 4-1

NO.	Name	Min	FG	3P	FT	Rebounds	Fouls	TP	AS	TO	ST	Blocks	BS	BA	+/-
			M-A	M-A	M-A	OR DR TOT	PF	FD							
0	Blake Buchanan	F 14:29	0-2	0-0	0-0	2 1 3	1	1	0	0	1	0	2	1	-12
2	Reece Beekman	G 34:05	6-12	2-3	3-3	1 3 4	1	3	17	7	2	2	0	0	-23
4	Andrew Rohde	G 30:01	2-6	1-3	0-0	0 2 2	1	0	5	3	0	0	0	0	-16
11	Isaac McKeenly	G 32:34	3-7	1-1	2-2	0 1 1	1	1	9	0	1	1	0	0	-9
13	Ryan Dunn	G 26:28	3-6	0-2	0-0	0 6 6	3	0	6	0	1	2	5	0	-5
1	Dante Harris	17:21	0-3	0-1	0-0	0 1 1	1	0	0	0	2	0	0	0	-21
22	Jordan Minor	04:55	0-0	0-0	0-0	0 0 0	1	1	0	0	0	0	0	0	-2
34	Jacob Groves	20:47	1-7	0-3	2-2	0 2 2	1	1	4	0	1	0	0	0	-14
35	Leon Bond III	13:21	0-1	0-0	0-0	0 0 0	0	0	0	0	0	0	0	0	-15
10	Taine Murray	05:59	0-2	0-1	0-0	0 0 0	0	0	0	0	0	0	0	0	-3
Team						0 2 2	0	0	0						
Totals			15-46	4-14	7-7	3 18 21	10	7	41	10	8	5	8	1	24

Technical Fouls: NONE

	Wis	UVA
Biggest lead	24 (2 nd 3:21)	0 (1 st 20:00)
Best Scoring Run	11 (2 nd 9:35)	5 (1 st 8:21)
Lead Changes	0	
Times Tied	1	
Time with Lead	39:09	00:00

NOTES: Wisconsin moved to 3-4 all-time vs. Virginia and earned its first win over the Cavaliers since 2013...UW's 24-point win marked its largest over an AP Top-25 team since 2020 and its largest such win on the road since 2015...UW held UVA to 41 points, the fewest Wisconsin has ever given up to a top-25 ranked team.

GAME 6: WISCONSIN 69, SMU 61

Nov. 22, 2023 • Fort Myers, Fla. • Suncoast Credit Union Arena



Official Basketball Box Score - Final
Wisconsin at SMU
 11/22/23 Suncoast Credit Union Arena, Fort Myers
 2023-24 Men's Basketball

Game Time: 8:30 PM
 Game Duration: 2:59
 Attendance: 3,500

Officials: Ted Valentine, Lee Cassell, Patrick Evans

Wisconsin - 69

Record: 4-2

NO.	Name	Min	FG	3P	FT	Rebounds	Fouls	TP	AS	TO	ST	Blocks	BS	BA	+/-
			M-A	M-A	M-A	OR DR TOT	PF	FD							
5	Tyler Wahl	F 26:15	6-11	0-0	2-2	4 2 6	4	3	14	0	0	2	1	1	7
22	Steven Crowl	F 31:55	2-4	0-0	1-1	4 4 8	4	3	5	2	2	1	0	2	12
2	AJ Storr	G 18:39	5-11	0-3	1-1	1 1 2	0	1	11	1	0	1	0	0	8
11	Max Klesmit	G 27:10	4-11	2-7	2-2	0 3 3	1	1	12	0	0	3	0	0	4
23	Chucky Hepburn	G 28:24	3-8	2-4	2-3	1 1 2	0	2	10	1	1	1	0	0	2
25	John Blackwell	22:09	3-8	0-3	4-4	3 6 9	1	5	10	2	2	1	0	0	-1
14	Carter Gilmore	13:24	0-0	0-0	0-0	0 0 0	0	1	0	0	0	0	0	0	2
31	Nolan Winter	07:34	1-2	0-1	0-0	0 1 1	0	0	2	0	1	0	0	0	-2
3	Connor Essegian	12:50	2-6	1-5	0-0	1 1 2	0	1	5	1	2	0	0	0	4
4	Kamari McGee	11:40	0-1	0-1	0-0	0 2 2	0	0	0	0	0	2	0	0	4
Team						2 0 2	0	0	0	1					
Totals			26-62	5-24	12-13	16 21 37	10	17	69	7	9	11	1	3	8

Technical Fouls: Crowl 2nd 5:49

SMU - 61

Record: 4-2

NO.	Name	Min	FG	3P	FT	Rebounds	Fouls	TP	AS	TO	ST	Blocks	BS	BA	+/-
			M-A	M-A	M-A	OR DR TOT	PF	FD							
10	Samuel Williamson	F 23:01	3-7	0-0	1-3	2 2 4	2	3	7	0	6	0	1	0	-5
22	Keon Ambrose-Hylton	F 21:20	1-1	0-0	0-0	1 2 3	0	2	2	1	0	0	1	0	-1
0	B.J. Edwards	G 19:13	0-3	0-0	1-2	1 2 3	0	1	1	3	0	0	0	0	-1
1	Zhuric Phelps	G 31:11	7-16	4-6	1-2	3 0 3	1	1	19	1	5	3	0	0	-2
3	Chuck Harris	G 32:49	6-12	1-4	0-0	0 2 2	2	0	13	2	2	0	0	1	-13
12	Tyreek Smith	18:36	1-2	0-0	4-4	0 1 1	4	3	6	0	0	0	1	0	-7
2	Jalen Smith	22:34	3-4	2-3	0-1	0 2 2	2	1	8	0	1	0	0	0	-8
5	Ricardo Wright	07:37	0-1	0-0	0-0	0 0 0	0	0	1	0	1	1	0	0	0
15	Ja'heim Hudson	15:51	2-3	1-2	0-0	1 3 4	3	0	5	0	0	0	0	0	-1
24	Emory Lanier	07:48	0-2	0-1	0-0	0 1 1	1	0	0	0	0	0	0	0	-2
Team						3 5 8	0	0	0	0					
Totals			23-51	8-16	7-12	11 20 31	18	9	61	8	15	3	3	1	-8

Technical Fouls: Hudson 2nd 5:49

	WIS	SMU
Biggest lead	8 (2 nd 0:10)	11 (1 st 13:18)
Best Scoring Run	9 (1 st 10:22)	6 (1 st 17:53)
Lead Changes	1	
Times Tied	3	
Time with Lead	02:54	35:03

	WIS	SMU
Points from Turnovers	14	15
Paint	40	24
Second Chance	12	12
Fast Breaks	6	3
Bench	17	19

NOTES: Wisconsin claimed its sixth November non-conference tournament title in the last 20 years...UW has gone 30-13 (.698) in non-conference November tournaments since 2005...trailing by 10 (40-30) with 13:00 remaining, UW pulled out its first double-digit, second-half comeback since 2021.

GAME 7: WISCONSIN 71, WESTERN ILLINOIS 49

Nov. 27, 2023 • Madison, Wis. • Kohl Center



Official Basketball Box Score - Final
Western Illinois at Wisconsin
 11/27/23 Kohl Center, Madison
 2023-24 Men's Basketball

Game Time: 6:00 PM
 Game Duration: 1:54
 Attendance: 14,092

Officials: Will Howard, Mike Pearson, Mason Lier

Western Illinois - 49

Record: 2-5

NO.	Name	Min	FG	3P	FT	Rebounds	Fouls	TP	AS	TO	ST	Blocks	BS	BA	+/-
			M-A	M-A	M-A	OR DR TOT	PF	FD							
4	Jessiah West	F 26:27	3-5	0-1	1-2	1 1 2	4	2	7	0	2	1	0	0	-8
23	Drew Cisse	F 32:43	3-3	0-0	2-6	3 8 11	3	3	8	3	2	1	3	0	-18
2	Ryan Myers	G 35:09	2-8	2-5	2-2	1 1 2	0	1	8	0	3	0	0	0	-19
5	James Dent Jr.	G 37:54	4-12	2-5	7-9	0 4 4	3	5	17	2	1	0	0	0	-24
13	Braden Lamar	G 27:48	1-4	0-0	1-3	0 0 0	4	2	3	0	3	0	0	0	-24
24	Tay Knox	12:32	1-2	0-0	0 0 0	0 2 2	2	1	2	1	0	0	0	0	-11
10	JJ Kalakan	12:02	0-2	0-0	0 0 0	0 0 0	2	0	0	0	1	0	0	0	-12
0	Shay Davis	03:12	1-1	0-0	0 0 0	0 0 0	2	0	2	0	0	0	0	0	0
22	Joe Petrakis	03:57	0-0	0-0	0 0 0	0 0 0	0	0	0	1	0	1	0	0	0
11	De'Meko Anderson	03:45	0-1	0-0	2-2	0 0 0	1	1	2	0	1	0	0	0	-1
21	Jacksun Hamilton	02:29	0-0	0-0	0 0 0	0 0 0	0	0	0	0	0	0	0	0	3
3	KJ Lee	01:16	0-0	0-0	0 0 0	0 0 0	0	0	0	0	0	0	0	0	2
15	Dirin Birhiray	00:46	0-0	0-0	0 0 0	0 0 0	0	0	0	0	0	0	0	0	2
Team						1 1 2	0	0	0						
Totals			15-38	4-13	15-24	6 17 23	21	15	49	6	13	3	4	0	-22

Technical Fouls: NONE

Wisconsin - 71

Record: 5-2

NO.	Name	
-----	------	--

GAME 9: #23 WISCONSIN 70, MICHIGAN STATE 57

Dec. 5, 2023 • East Lansing, Mich. • Breslin Events Center



Official Basketball Box Score - Final
Wisconsin at Michigan St.
12/05/23 Breslin Events Center, East Lansing
2023-24 Men's Basketball

Game Time: 7:00 PM
Game Duration: 1:47
Attendance: 14,797

Officials: Doug Simmons, Terry Ogelsky, Bill Ek

Wisconsin - 70																	
Record: 7-2 (1-0)																	
NO.	Name	Min	FG M-A	3P M-A	FT M-A	Rebounds OR DR TOT	Fouls PF FO	TP	AS	TO	ST	Blocks BS BA	A/+	Shooting By Period			
5	Tyler Wahl	F 22:29	3-7	0-0	2-2	3 5 8	2 2	8	2	2	0	1 0 2	2	1st FG%	13-27	48.1%	
22	Steven Crowl	F 30:35	6-12	4-4	2-2	1 5 6	4 1	18	5	1	0	0 3 14	14	3PT%	6-13	46.2%	
2	AJ Storr	G 29:05	8-11	4-6	2-2	0 5 5	1 2	22	0	3	1	0 1 28	28	FT%	2-2	100%	
11	Max Kiesmit	G 30:27	0-4	0-3	2-2	0 2 2	2 1	2	0	1	1	0 0 11	11	2nd FG%	10-24	41.7%	
23	Chucky Hepburn	G 34:00	2-7	1-4	0-0	2 3 5	0 2	5	8	1	0	1 1 15	15	3PT%	4-10	40.0%	
14	Carter Gilmore	13:36	0-1	0-1	0-0	0 0 0	1 0	0	1	0	0	0 0 9	9	GM FG%	23-51	45.1%	
31	Nolan Winter	08:27	1-3	0-2	0-0	0 3 3	2 0	2	0	0	1	0 0 -3	-3	3PT%	10-23	43.5%	
25	John Blackwell	20:07	2-4	0-2	6-6	3 1 4	0 5	10	1	1	0	0 0 -6	-6	FT%	14-14	100.0%	
3	Connor Essegian	03:55	1-1	1-1	0-0	0 0 0	0 1	3	0	0	1	0 0 -6	-6	Dead Ball Rebounds: 0.0			
35	Markus Ilver	03:55	0-0	0-0	0-0	1 0 1	0 0	0	0	0	0	0 0 2	2				
4	Kamari McGee	03:24	0-1	0-0	0-0	1 0 1	0 0	0	0	1	1	0 0 -1	-1				
Team						0 1 1				0	1						
Totals			23-51	10-23	14-14	11 25 36	12 14	70	17	11	5	2 5 13	13				
Technical Fouls: NONE																	

Michigan St. - 57													Record: 4-4 (0-1)			
NO.	Name	Min	FG M-A	3P M-A	FT M-A	Rebounds OR DR TOT	Fouls PF FO	TP	AS	TO	ST	Blocks BS BA	+/-	Shooting By Period		
15	Carson Cooper	C 29:26	1-1	0-0	1-2	4 3 7	0 6	3	1	0	1	1 0	-10	1st	FG%	10-23 43.5%
22	Mady Sissoko	C 13:01	1-1	0-0	0-0	1 0 1	3 1	2	0	2	0	1 0	-6	3PT%	1-7 14.3%	
2	Tyson Walker	G 32:01	9-20	3-7	1-2	0 4 4	2 1	22	1	0	2	0 2	-6	FT%	2-3 66.7%	
3	Jaden Atkins	G 21:17	1-4	0-2	0-0	0 0 0	2 0	2	1	1	0	0 0	-12	2nd	FG%	13-28 46.4%
11	A.J. Hoggard	G 31:12	5-10	2-5	2-2	0 4 4	1 2	14	7	2	1	0 0	-17	3PT%	5-12 41.7%	
25	Malik Hall	23:06	1-3	0-1	0-0	0 3 3	1 0	2	3	1	0	1 0	-8	GM	FG%	23-51 45.1%
1	Jeremy Fears Jr.	13:08	2-4	0-0	1-1	0 0 0	2 1	5	1	1	0	0 0	-9	3PT%	6-19 31.6%	
5	Tre Holloman	19:48	2-7	1-4	0-0	0 2 2	2 1	5	1	0	0	0 0	0	FT%	5-7 71.4%	
55	Coen Carr	17:01	1-1	0-0	0-0	0 1 1	1 0	2	0	0	2	0 3	3	Dead Ball Rebounds: 0.0		
Team						0 0 0				0	1					
Totals			23-51	6-19	5-7	5 17 22	14 12	57	15	8	5	2 -13	-13	Technical Fouls: NONE		

	WIS	MSU	Points from		Period by Period Scoring				
Biggest lead	14 (2 nd 2:54)	0 (1 st 20:00)	Turnovers	15	14				
Best Scoring Run	9(2 nd 4:21)	6(2 nd 14:07)	Paint	20	24				
Lead Changes			Second Chance	19	8	WIS	34	36	70
Times Tied	0		Fast Breaks	4	11	MSU	23	34	57
Time with Lead	38:49	00:00	Bench	15	14				

NOTES: Wisconsin won its 3rd-straight game at Michigan State for the first time in the history of the Breslin Center and the first time in the overall series since winning 3 straight at MSU's Jenison Field House from 1961-63...UW won its sixth straight Big Ten opener (19 of last 21).