



WISCONSIN BASKETBALL

GAME NOTES
GAME 8

26 NCAA TOURNAMENT APPEARANCES | 4 FINAL FOURS | 23 BIG TEN CHAMPIONSHIPS | 22 CONSENSUS ALL-AMERICANS

GAME EIGHT

WISCONSIN BADGERS

5-2, 0-0 BIG TEN



Head Coach: Greg Gard
Record at Wisconsin: 169-95 (9th season)
Overall Record: Same
Gard vs. Marquette: 4-3 all-time

VS

MARQUETTE GOLDEN EAGLES

6-1, 0-0 BIG EAST



Head Coach: Shaka Smart
Record at Marquette: 54-21 (3rd season)
Overall Record: 326-163
Smart vs. Wisconsin: 0-2 all-time

SATURDAY, DEC. 2 | 11:30 AM (CT) | FOX | MADISON WIS. | KOHL CENTER (17,071)

BADGERS REKINDLE I-94 RIVALRY

- Separated by just 79 miles, Wisconsin and Marquette meet for the 130th time in a series that dates back to 1917. The Badgers have won 2 straight over the Golden Eagles and lead the all-time series, 70-59.
- Up next, UW opens B1G play at Michigan State on Tuesday. The two teams have split the last 6 meetings with Wisconsin winning its last two trips to East Lansing.

FAST BREAK FACTS

- Winners in 3 of the last 4 meetings, Wisconsin owns a 70-59 advantage in this all-time series, making Marquette the Badgers' most played non-conference foe. UW and MU have played every year but one since 1958-59.
 - In Madison, the Badgers hold a 40-18 edge.
- Wisconsin looks to win its third straight game over Marquette, a feat that hasn't been done by either team in the all-time series since the Badgers won 4 straight from 1998-2001. (more on page 3)
 - The Badgers claimed an 89-76 home win over the Golden Eagles in 2021, and pulled out an 80-77 overtime victory at Fiserv Forum last season.
- Wisconsin has claimed 10 wins over AP Top 10 ranked teams under head coach Greg Gard, which includes 6 wins over top-5 teams. (full list on pg 5)
 - Since 2001-02, when former coach Bo Ryan and Greg Gard (associate head coach) arrived at UW, UW is 49-26 (.653) at the Kohl Center vs. Top 25.
 - That includes a mark of 14-12 vs. top-10 teams.
- Since the Kohl Center opened in 1998, UW has held a record of 349-68 (.837) - the 11th-best home record in the country among active venues.
- UW begins a stretch where it will face AP Top 10 ranked Marquette (#3) and Arizona (#2) just 7 days apart. In between those games, UW tips off Big Ten play at Michigan State on Tue. (pg 5)
 - According to ESPN.com, Wisconsin has the 11th-toughest remaining strength of schedule in the country this season.

- Wisconsin is averaging 73.9 ppg and shooting 46.4% from the field. Those numbers are up from 65.3 ppg and 41.4% shooting last season. (pg 4)
 - Through 7 games this season, 5 different Badgers have led the team scoring in a game.
 - UW had 4 players score in double figures Monday vs. Western Illinois. That was the 5th time in 7 games at least 4 Badgers scored 10+.
- UW has made dramatic strides in rebounding from a season ago. Last year, Wisconsin owned a -3.4 overall margin on the glass, getting out-rebounded 35.1 to 31.7. Through 7 games this year, Wisconsin is +5.2 on the glass. (pg 4)
- Wisconsin returns all five starters from last season's team that advanced to the NIT semifinals, which includes sophomore **Connor Essegian**, juniors **Chucky Hepburn**, **Steven Crowl** and **Max Klesmit**, plus fifth-year senior **Tyler Wahl**.
 - Wisconsin returns 92% of its scoring from last year, the most of any major conference team in the country. UW also returns 88.8% of its rebs, 96.3% of asts, 98.1% of stls and 92.3% of blks.
- UW welcomes a handful of new faces to the team this season in sophomore transfer guard **AJ Storr** (St. John's) and freshmen **John Blackwell**, **Jack Janicki**, **Nolan Winter** and **Gus Yalden**.



Reigning Big Ten Freshman of the Week John Blackwell has scored in double figures in 5 of 7 games this year for UW. He's averaging 9.4 ppg, which ranks 2nd among Big Ten freshmen.

WISCONSIN'S POTENTIAL STARTING FIVE



GUARD

23 Chucky Hepburn

- 11.0 PPG, 2.3 RPG, 3.0 APG
- Honorable Mention All-B1G
- 1.93 career ast-to-TO ratio
- Starts in all 75 games played



GUARD

11 Max Klesmit


- 6.9 PPG, 1.7 RPG, 0.9 APG
- Started in all 40 games he's played at UW (23 straight)
- In 4 NIT games, averaged 10.8 ppg shooting 48.1% FG



GUARD

2 AJ Storr

- 13.3 PPG, 2.6 RPG, 1.1 APG
- Double-figure scoring in 5 of his first 7 games at Wisconsin
- BIG EAST All-Freshman Team



FORWARD

5 Tyler Wahl

- 11.0 PPG, 5.4 RPG, 1.0 APG
- Preseason watch list for the Julius Erving SF of the Year
- 133 games played (92 starts)



FORWARD

22 Steven Crowl

- 10.9 PPG, 7.9 RPG, 2.1 APG
- Has two double-doubles this season (six in his career)
- 1 of 4 major conference 7-footers averaging 2.0+ apg

2023-24 SCHEDULE

Nov. 6	ARKANSAS STATE	W, 105-76
Nov. 10	TENNESSEE [9]	L, 70-80
Nov. 14	at Providence^	L, 59-72
Nov. 17	ROBERT MORRIS	W, 78-68

FORT MYERS TIP-OFF (Fort Myers, FL)		
Nov. 20	vs. Virginia [24]	W, 65-41
Nov. 22	vs. SMU	W, 69-61

Nov. 27	WESTERN ILLINOIS	W, 71-49
Dec. 2	MARQUETTE [3]	11:30 AM
Dec. 5	at Michigan State [RV]	6 PM
Dec. 9	at Arizona [2]	2:15 PM
Dec. 14	JACKSONVILLE STATE	7 PM
Dec. 22	CHICAGO STATE	7 PM

Jan. 2	IOWA	6 PM
Jan. 6	NEBRASKA [RV]	1:15 PM
Jan. 10	at Ohio State [RV]	7:30 PM
Jan. 13	NORTHWESTERN	11 AM
Jan. 16	at Penn State	8 PM
Jan. 19	INDIANA	7:30 PM

Jan. 23	at Minnesota	6 PM
Jan. 26	MICHIGAN STATE [RV]	7 PM
Feb. 1	at Nebraska [RV]	7:30 PM
Feb. 4	PURDUE [1]	Noon
Feb. 7	at Michigan	6 PM
Feb. 10	at Rutgers	11 AM
Feb. 13	OHIO STATE [RV]	8 PM
Feb. 17	at Iowa	1:15 PM

Feb. 20	MARYLAND	8 PM
Feb. 27	at Indiana	6 PM
March 2	ILLINOIS [24]	Noon
March 7	RUTGERS	6 PM
March 10	at Purdue [1]	11:30 AM

BIG TEN TOURNAMENT (Minneapolis, MN)		
March 13-17 at Target Center		

^ Gavitt Tipoff Games
Home games in **BOLD CAPS**

FOLLOW THE #BADGERS

TV: FOX

Play-by-Play:	Tim Brando
Analyst:	Bill Raftery

RADIO: BADGER SPORTS NETWORK

Varsity Network App Satellite: Sirius/XM 388	
Play-by-Play:	Matt Lepay
Analyst:	Brian Butch

SOCIAL MEDIA: #ONWISCONSIN

X/Twitter:	@BadgerMBB
Instagram:	@badgermbb
Facebook:	/WisconsinMensBasketball

SERIES HISTORY

WISCONSIN VS. MARQUETTE

Overall:	Wisconsin leads, 70-59
In Madison:	Wisconsin leads, 40-18
Current Streak:	Wisconsin has won last 2
Last Meeting:	Wisconsin 80, Marquette 77 (OT) Dec. 3, 2023 (Milwaukee, Wis.)

BASKETBALL COMMUNICATIONS

GENERAL INFORMATION

- 1440 Monroe Street, Madison, WI 53711
- www.UWBadgers.com

**BRANDON HARRISON
ASSISTANT DIRECTOR OF
BRAND COMMUNICATIONS**

Primary Contact, SID
Phone: (608) 279-8653
Email: BAH@athletics.wisc.edu
X/Twitter: @BrandonHarrison



**PATRICK HERB
DIRECTOR OF COMMUNICATIONS**

Phone: (608) 957-2085
Email: PAH@athletics.wisc.edu
X/Twitter: @PatrickHerb



MEDIA RESOURCES

CREDENTIAL APPLICATIONS

- www.sportssystem.com/Wisconsin

BIG TEN MEDIA EMAIL LIST

- office.bigten.org/media

WISCONSIN BASKETBALL RECORD BOOK

- www.go.wisc.edu/MBBRecordBook

WIRELESS INTERNET ACCESS (CAMP RANDALL)

- BadgerWiFi (connect and register with email address)

LIVE STATS - STATBROADCAST (KOHL CENTER)

- Wisconsin.StatBroadcast.com
(password: buckybadger)

OFFICIAL SOCIAL MEDIA CHANNELS

- Twitter: @BadgerMBB
- Instagram: @BadgerMBB
- Facebook: /WisconsinMensBasketball
- YouTube: /WisconsinBadgers

RADIO

- Badger Radio Network

MATT LEPAY

The Voice of the Badgers (PxP)
Address: P.O. Box 99
Madison, WI 53701
Phone: 608-274-5450

Credentials: 2023-24 Wisconsin men's basketball season/game credentials must be requested online: www.sportssystem.com/Wisconsin

For more info/questions, contact **Brandon Harrison** with questions (608-279-8653). Approved credentials will be either mailed or made available at the Brand Communications Office or with the parking attendant (white vehicle) at the entrance to Lot 46 on Frances Street, one block north of the Kohl Center




2 AJ Storr
Guard
Sophomore, 6-7, 205
Rockford, Ill.



3 Connor Essegian
Guard
Sophomore, 6-4, 195
Fort Wayne, Ind.



4 Kamari McGee
Guard
Junior, 6-7, 180
Racine, Wis.




5 Tyler Wahl
Forward
Grad Student, 6-9, 225
Lakeville, Minn.



10 Isaac Lindsey
Guard
Junior, 6-4, 185
Mineral Point, Wis.



11 Max Klesmit
Guard
Junior, 6-4, 200
Neenah, Wis.




12 Luke Haertle
Guard
R-Freshman, 6-4, 215
Hartland, Wis.



14 Carter Gilmore
Forward
Junior, 6-7, 232
Hartland, Wis.



15 Isaac Gard
Guard
Sophomore, 6-2, 165
Oregon, Wis.



21 Chris Hodges
Forward
Sophomore, 6-9, 250
Schaumburg, Ill.



22 Steven Crowl
Forward
Junior, 7-0, 247
Eagan, Minn.



23 Chucky Hepburn
Guard
Junior, 6-2, 195
Omaha, Neb.




25 John Blackwell
Guard
Junior, 6-4, 194
Bloomfield Hills, Mich.



30 Ross Candelino
Guard
Junior, 6-5, 195
Jacksonville, Fla.



31 Nolan Winter
Forward
Freshman, 6-11, 220
Lakeville, Minn.



33 Jack Janicki
Guard
Freshman, 6-5, 190
White Bear Lake, Minn.



34 Gus Yalden
Forward
Junior, 6-9, 245
Appleton, Wis.



35 Markus Ilver
Forward
Junior, 6-9, 225
Tallinn, Estonia



**Head Coach
Greg Gard**
9th season at Wisconsin



**Assoc. Head Coach
Joe Krabbenhoft**
8th season at Wisconsin



**Assistant Coach
Dean Oliver**
7th season at Wisconsin



**Assistant Coach
Sharif Chambliss**
3rd season at Wisconsin



**Strength Coach
Jim Snider**
19th season at Wisconsin



**Athletic Trainer
Brent Neuharth**
5th season at Wisconsin

#	NAME	POS	HT	WT	YR/ELIG	HOMETOWN (HS/LAST SCHOOL)	PRONUNCIATION
2	AJ Storr	G	6-7	205	2nd / So.	Rockford, Ill. (St. John's)	STORE
3	Connor Essegian*	G	6-4	195	2nd / So.	Fort Wayne, Ind. (Central Noble)	eh-SEE-gin
4	Kamari McGee*	G	6-0	180	3rd / Jr.	Racine, Wis. (Racine St. Catherine's)	cuh-MAR-ee
5	Tyler Wahl****	F	6-9	225	5th / Gr.	Lakeville, Minn. (North)	WALL
10	Isaac Lindsey**	G	6-4	185	4th / Jr.	Mineral Point, Wis. (UNLV)	LIN-zee
11	Max Klesmit*	G	6-4	200	4th / Jr.	Neenah, Wis. (Neenah)	KLEZ-mitt
12	Luke Haertle	G	6-4	215	2nd / R-Fr.	Hartland, Wis. (Lake Country Lutheran)	(rhymes with turtle)
14	Carter Gilmore***	F	6-7	232	4th / Jr.	Hartland, Wis. (Arrowhead)	
15	Isaac Gard*	G	6-2	165	2nd / So.	Oregon, Wis. (Oregon)	
21	Chris Hodges*	F	6-9	250	3rd / So.	Schaumburg, Ill. (Schaumburg)	
22	Steven Crowl***	F	7-0	247	4th / Jr.	Eagan, Minn. (Eastview)	(rhymes with growl)
23	Chucky Hepburn*	G	6-2	195	3rd / Jr.	Omaha, Neb. (Bellevue West)	
25	John Blackwell	G	6-4	194	1st / Fr.	Highland Park, Mich. (Brother Rice)	
30	Ross Candelino	G	6-5	195	2nd / So.	Jacksonville, Fla. (Ponte Vedra)	can-deh-LEE-no
31	Nolan Winter	F	6-11	220	1st / Fr.	Lakeville, Minn. (Lakeville North)	
33	Jack Janicki	G	6-5	190	1st / Fr.	White Bear Lake, Minn. (White Bear Lake)	juh-NICKI
34	Gus Yalden	F	6-9	245	1st / Fr.	Appleton, Wis. (La Lumiere [Ind.])	y'ALL-den
35	Markus Ilver*	F	6-9	225	3rd / Jr.	Tallinn, Estonia (Western Reserve Academy)	ILL-ver

CHARTING THE BADGERS

CAREER GAMES PLAYED

	Games	Starts	Cons.	Starts
Tyler Wahl	133	92	26	26
Max Klesmit	90	73	23	23
UW total	40	40	23	23
Steven Crowl	87	75	75	75
Chucky Hepburn	75	75	75	75
Carter Gilmore	72	3	0	0
Kamari McGee	69	27	0	0
UW total	36	0	0	0
Connor Essegian	42	18	0	0
AJ Storr	40	24	24	24
UW total	7	7	7	7
Isaac Lindsey	35	0	0	0
Markus Ilver	32	0	0	0
Chris Hodges	17	0	0	0
Isaac Gard	8	0	0	0
John Blackwell	7	0	0	0
Nolan Winter	7	0	0	0
Ross Candelino	5	0	0	0
Luke Haertle	4	0	0	0

DOUBLE-DIGIT POINTS

	Career	'23-24	Cons.
Max Klesmit	47 (28-19)	2 (2-0)	0
UW total	15 (8-7)	2 (2-0)	0
Tyler Wahl	47 (34-13)	4 (3-1)	2
Chucky Hepburn	41 (31-10)	5 (4-1)	2
Steven Crowl	36 (28-8)	4 (3-1)	1
Connor Essegian	24 (14-10)	0 (0-0)	0
Kamari McGee	16 (2-14)	0 (0-0)	0
UW total	0 (0-0)	0 (0-0)	0
AJ Storr	19 (12-7)	5 (3-2)	2
UW total	5 (3-2)	5 (3-2)	2
John Blackwell	5 (4-1)	5 (4-1)	0

20-POINT SCORING GAMES

	Career	'23-24	Cons.
Max Klesmit	7 (4-3)	0 (0-0)	0
UW total	0 (0-0)	0 (0-0)	0
Tyler Wahl	6 (4-2)	0 (0-0)	0
Steven Crowl	7 (6-1)	0 (0-0)	0
Kamari McGee	5 (0-5)	0 (0-0)	0
Chucky Hepburn	5 (3-2)	1 (1-0)	0
Connor Essegian	2 (1-1)	0 (0-0)	0
AJ Storr	3 (0-3)	1 (0-1)	0
UW total	1 (0-1)	1 (0-1)	0

30-POINT SCORING GAMES

	Career	'23-24	Cons.
Steven Crowl	1 (1-0)	0 (0-0)	0

DOUBLE-DIGIT REBOUNDS

	Career	'23-24	Cons.
Tyler Wahl	13 (8-5)	1 (1-0)	0
Steven Crowl	9 (7-2)	2 (2-0)	1
Connor Essegian	1 (0-1)	0 (0-0)	0

DOUBLE-DIGIT ASSISTS

	Career	'23-24	Cons.
No Active Players	--	--	--

DOUBLE-DOUBLES

	Career	'23-24	Cons.
Tyler Wahl	9 (5-4)	0 (0-0)	0
Steven Crowl	6 (5-1)	2 (2-0)	1
Connor Essegian	1 (0-1)	0 (0-0)	0

LAST TIME OUT

WISCONSIN 71, WESTERN ILLINOIS 49

Nov. 27 | Kohl Center | Madison, Wis.

- Four Badgers scored in double figures in Wisconsin's wire-to-wire win.
- The Badgers turned it over just 8 times and shot 53.2% from the field (13-for-16, 81.3% FTs).
- Junior **Steven Crowl** posted his second double-double of the season with 13 pts and 11 reb.
- Sophomore **A.J. Storr** scored 13 points with 2 rebounds. Graduate student **Tyler Wahl** finished with 12 points and junior **Chucky Hepburn** posted 13 points, with 11 coming in the second half.

SERIES VS. MARQUETTE

Wisconsin and Marquette renew one of the best rivalries in college basketball on Saturday.

- Separated by just 79 miles, Wisconsin and Marquette will meet for the 130th time on Saturday in a series that began in 1917.
- The Badgers and the Golden Eagles have played every year but one since the 1958-59 season.
- Overall, Wisconsin owns a 70-59 advantage in the series, making Marquette the Badgers' most played non-conference foe.
- In Madison, the Badgers hold a 40-18 edge.
 - UW has won 2 straight over MU in Madison.
- Wisconsin has won 3 of the last 4 games in the overall series, including 2 straight.
 - If the Badgers win Saturday, it will mark the series' first 3-game win streak by either team since UW won 4 straight from 1998-2001.
- In this series, 2 of the last 5 games have gone to overtime, including last year's 80-77 victory by UW in Milwaukee. The average margin of victory in the last 5 contests has been 7.8 points.
- In the Greg Gard era, UW is 4-3 vs. Marquette and is averaging 76.6 ppg in those 7 meetings.
 - UW has shot at least 50% from the field and 40% from 3-point range in each of the 4 wins.

Wisconsin Offensive Splits vs. Marq. (since 2016)

Category	Wins	Losses
Scoring	84.8	65.7
FG%	50.4%	44.6%
3FG%	43.3%	26.7%

- UW won the first-ever meeting in 1917, 15-14, on a controversial free throw from All-American William Chandler in the final seconds. MU unsuccessfully protested that the corresponding foul had occurred after time expired. Ironically, Chandler would later serve as the head coach at Marquette from 1930-51.
- Grad. student **Tyler Wahl** will be appearing in his 5th game against Marquette, owning a record of 3-1. The last Badger to appear in 4 wins over the Golden Eagles was Charlie Wills (1998-01). Wahl has averaged 6.5 ppg and 4.3 rpg in 4 meetings.
- Junior **Chucky Hepburn** has averaged 17.0 ppg and 4.0 rpg in 2 meetings with Marquette.
- Junior **Steven Crowl** in averaging 11.5 ppg and 6.0 rpg in 2 meetings with Marquette.

HISTORY VS. MARQUETTE

- Overall: UW leads, 70-59
- In Madison: UW leads, 40-18
- Gard vs. MU: 4-3
- Active Streak: UW won last 2



LAST 20 MEETINGS (UW leads 11-9)

Date	Rank (UW/MU)	Result	Score	Location
2003	22/23	W	63-59	Madison
2004	24/--	L	54-63	Milwaukee
2005		W	77-63	Madison
2006	11/17	W	70-66	Milwaukee
2007	--/24	L	76-81	Madison
2008	--/25	L	58-61	Milwaukee
2009	20/--	W	72-63	Madison
2010		W	69-64	Milwaukee
2011	9/16	L	54-61	Madison
2012		L	50-60	Milwaukee
2013	8/--	W	70-64	Madison
2014	2/--	W	49-38	Milwaukee
2015		L	55-57	Madison
2016	17/--	W	93-84	Milwaukee
2017		L	63-82	Madison
2018	12/--	L	69-74+	Milwaukee
2019		W	77-61	Madison
2020	4/--	L	65-67	Milwaukee
2021	22/--	W	89-76	Madison
2022	--/--	W	80-77+	Milwaukee

+ overtime

LAST TIME VS. MARQUETTE

WISCONSIN 80, MARQUETTE 77 (OT)

Dec. 3, 2023 | Fiserv Forum | Milwaukee

- Wisconsin pulled out an 80-77 overtime win at Marquette to give head coach Greg Gard his 150th career win.
- The Golden Eagles tied the game, 77-77, with 0:32 seconds remaining, but junior **Max Klesmit** scored the game-winning basket in the lane with 3 seconds left. Senior **Tyler Wahl** clinched the game with a pair of steals on the next two MU possessions.
- UW shot 12-for-27 from 3-point range, matching its season-high 3FGs.
- UW out-rebounded MU, 32-26, holding MU to just 5 first-half boards.
- Wisconsin dished out a season-high 21 assists, its most in a road game since 23 at Northwestern on Jan. 14, 2015.
- Sophomore **Chucky Hepburn** scored a game-high 19 points (5-6 3FG). He missed more than 10 minutes over the second half with a lower leg injury, but came back to play the final 6:56 of 2H and overtime.
- Senior **Tyler Wahl** registered 15 points and 7 rebounds. Junior G **Max Klesmit** scored 13 points, matching his most as a Badger.
- Junior F **Steven Crowl** tallied a career-high 7 assists to go with 8 points and 4 rebounds. Freshman G **Connor Essegian** scored all 12 of his points in the second half.

CHARTING THE BADGERS

LED UW IN SCORING

	2023-24	Career
Steven Crowl	2 (2-0)	13 (12-1)
Chucky Hepburn	2 (2-0)	13 (7-6)
Tyler Wahl	2 (2-0)	12 (9-3)
Connor Essegian	0 (0-0)	7 (4-3)
AJ Storr	3 (1-2)	3 (1-2)
Max Klesmit	0 (0-0)	2 (1-1)
John Blackwell	1 (1-0)	1 (1-0)

LED UW IN REBOUNDING

	2023-24	Career
Tyler Wahl	1 (1-0)	32 (22-10)
Steven Crowl	5 (3-2)	29 (18-11)
Connor Essegian	0 (0-0)	2 (0-2)
John Blackwell	1 (1-0)	1 (1-0)
Nolan Winter	1 (1-0)	1 (1-0)
Isaac Lindsey	0 (0-0)	1 (0-1)
Max Klesmit	0 (0-0)	1 (0-1)

LED UW IN ASSISTS

	2023-24	Career
Chucky Hepburn	3 (3-0)	37 (24-13)
Tyler Wahl	0 (0-0)	23 (17-6)
Steven Crowl	3 (2-1)	20 (14-6)
Max Klesmit	1 (0-1)	3 (1-2)
John Blackwell	1 (1-0)	1 (1-0)
Connor Essegian	0 (0-0)	1 (1-0)
Carter Gilmore	0 (0-0)	1 (0-1)

LED UW IN MINUTES

	2023-24	Career
Chucky Hepburn	4 (3-1)	17 (11-6)
Tyler Wahl	0 (0-0)	14 (9-5)
Max Klesmit	1 (1-0)	10 (8-2)
Steven Crowl	1 (1-0)	6 (2-4)
Connor Essegian	0 (0-0)	3 (1-2)
Carter Gilmore	0 (0-0)	1 (0-1)
AJ Storr	1 (0-1)	1 (0-1)

Record in those contests in parentheses

2023-24 LINEUP RECORD

Hepburn, Klesmit, Storr, Wahl, Crowl 5-2

ACTIVE WIN/LOSS STREAKS

Overall	Won 4
Vs. Unranked teams (AP)	Won 3
Vs. Ranked teams (AP)	Won 1
At Home	Won 2
At Home vs. Big Ten	Lost 1
At Home vs. unranked Big Ten	Won 2
At Home vs. non-conference	Won 2
At Home vs. ranked opp.	Lost 2
On Road	Lost 1
On Road vs. Big Ten	Won 1
On Road vs. ranked opp.	Won 1
On Road vs. unranked opp.	Lost 1
Neutral	Won 2
Neutral vs. ranked opp.	Won 1
Neutral vs. unranked opp.	Won 1

OFFENSE GETTING REVVED UP

Through the first 7 games this season, Wisconsin is off to a fast start offensively, improving from a season ago in almost every category.

- Wisconsin is averaging 73.9 ppg and shooting 46.4% from the field. Those numbers are up from 65.3 ppg and 41.4% shooting last season.
- UW scored 70 points against a Tennessee defense that is allowing just 67.0 ppg and ranks No. 3 in the nation in defensive efficiency according to KenPom.
- The Badgers also scored 65 points against a Virginia defense that ranks 6th in the nation in def. efficiency and is allowing just 53.8 ppg.
- UW is 1 of 2 Big Ten teams (with NEB) with 4 players averaging double-figure scoring: **AJ Storr** (13.3 ppg), **Tyler Wahl** (11.0 ppg), **Chucky Hepburn** (11.0 ppg), **Steven Crowl** (10.9 ppg).
- **John Blackwell** is on the fringe at 9.4 ppg.
- Wisconsin hasn't had 5 players average 10+ ppg in a season since the 2002-03 campaign.
- 5 different players have led the team scoring in a game through 7 games this season.
- The Badgers have had four players score in double figures in 5 of 7 games this season.
- Last season, that happened 12x in 35 games.
- UW is averaging 20.3 free throw attempts per game, connecting on 74.6% at the line. Compared to last season, the Badgers are attempting 6.0 more FTs per game this season (14.3 FTAs per game in 2022-23).
- The 6 guards that make up UW's primary backcourt rotation (Hepburn, Klesmit, Storr, Blackwell, Essegian and McGee) are shooting a combined 85.0% (68-80) at the free throw line.
- **AJ Storr** ranks 5th in the Big Ten shooting 90.5% (19-21). **John Blackwell** is 11th at 84.0% (21-25).

- During its current 3-game win streak, the Badgers have asserted themselves in the paint. In fact, Wisconsin has out-scored its last 4 opponents in the paint, 136-72. UW has out-rebounded its last 4 foes, 141-103 (that includes a 51-to-28 edge in offensive reb.).
- Wisconsin has managed to maintain its low turnover numbers. UW ranks 4th in the Big Ten averaging 10.0 TOs per game.

Wisconsin Offensive Comparison

	2022-23	2023-24
Poss. per game	65.7	66.7
PPG	65.3	73.9
FG Pct.	.414	.464
2-Pt FG Pct.	.463	.541
3 FG Pct.	.342	.308
FT Pct.	.691	.746
FTAs per game	14.3	20.3
Rebounding margin	-3.4	+5.2
O-Reb. per game	7.9	11.6

ON THE REBOUND

Wisconsin has made dramatic strides in the rebounding department from a season ago. Last year, UW owned a -3.4 overall margin on the glass, getting out-rebounded 35.1 to 31.7. Through 7 games this season, UW is +5.2 on the glass.

- Last season, UW was out-rebounded in 24 games, including 14 of its 15 losses. This season, the Badgers are 4-0 when out-rebounding opponents.
- Wisconsin is rebounding 35.1% of its own missed shots this season, a figure that ranks 3rd in the Big Ten and 54th nationally. The Badgers haven't boasted an offensive rebounding percentage of 30% or better since 2017 (35.8%). In fact, that 2017 season was only time in the last 15 years the Badgers have eclipsed 35% on the offensive glass.
- Wisconsin has recorded double-digit offensive rebounds in 4 of 7 games, something the team did 10 times in 35 games a year ago.
- The freshman tandem of **Nolan Winter** and **John Blackwell** have had an immediate impact on the offensive glass as well, ranking 3rd and 4th on the team in O-Reb despite playing just 9.8 and 18.0 mpg, respectively.
- Individually, Steven Crowl and Tyler Wahl are doing a lot of the heavy lifting, particularly on the offensive glass. Crowl is tied for 2nd in the Big Ten with 25 offensive boards (3.6 o-rpg) and Wahl ranks 9th with 17 offensive rebounds (2.4 o-rpg). Overall, Crowl has tallied two points-rebounds double-doubles and ranks 10th in the conference with 7.9 rpg.

BATTLE-TESTED BADGERS

The Wisconsin Badgers have had a penchant for playing in – and winning – tight games.

- Over the past three seasons, Wisconsin is now 25-10 in games decided by 5 points or less.
- Last season, Wisconsin played in 21 games that were decided by 5 points or less, and the Badgers were 13-8 in such games.
- UW's 21 "close games" last year was the most by any major conference team since at least the 2009-10 season.

Most Gms Decided by 5 or less, Major Conf. (since '09-10)

Games	Season	Team
21	2022-23	Wisconsin
17	2018-19	Seton Hall
17	2012-13	Alabama
17	2011-12	Virginia Tech
17	2009-10	Marquette

- No other Big Ten team played more than 14 games last season decided by 5 or less.
- In fact, Purdue (10) and Penn State (8) were the only other Big Ten team with more than 7 wins in games decided by 5 or less.
- Last season alone, UW played in 6 overtime games (going 3-3), the most in school history.
- Since 2009-10, Michigan State is the only Big Ten team to play in more overtime games in a single season, participating in 8 in 2014-15.

QUALITY COMPETITION

"I think for us, we know we need to play good competition because it gets us ready for the Big Ten. Our players love it. That's why they come to a place like Wisconsin." - Greg Gard

- According to ESPN.com, Wisconsin has the **11th-toughest remaining strength of schedule** in the country this season.
- UW played the 11th-toughest regular-season schedule in the NCAA last season (ESPN).
- This year's schedule takes things up another notch in non-conference play. Last year, UW faced 3 ranked teams the entire season. This season, Wisconsin is scheduled to play **4 ranked teams in the first 10 games alone.**
 - 3 of those 4 teams are top-10 opponents
- Wisconsin is set to face AP Top 10 ranked Marquette (#3) and Arizona (#2) just seven days apart. The last time Wisconsin faced top 10 teams within a week's span during the regular season was 2015-16:

Date	Opponent	AP Rank	Result
2/13	at Maryland	#2	W, 70-57
2/18	at Michigan St	#8	L, 57-69
2/21	vs. Illinois	NR	W, 69-60
2/24	at Iowa	#8	W, 67-59

- UW is beginning a stretch during which it will face 3 straight top-20 KenPom opponents:
 - Marquette (#5), at Michigan St (#19), at Arizona (#4)
- This year's non-conference schedule sets up to give the Badgers the potential of playing in KenPom Top-100 opponents in 7 of its first 10 contests, with 5 coming away from home:

Early KenPom Top-100 Games for Wisconsin

Date	Opponent	KenPom Rank	Result
11/10	Tennessee	#9	L, 70-80
11/14	at Providence	#43	L, 59-72
11/20	vs. Virginia	#33	W, 65-41
11/22	vs. SMU	#90	W, 69-61
12/2	Marquette	#5	--
12/5	at Michigan St	#17	--
12/9	at Arizona	#4	--

Kenpom ranking through games played Nov. 29

- Last season, Wisconsin won 5 Quad 1 games during the regular season, and owned a record of 11-13 in Quad 1/2 games.
- Over the last three seasons, UW is 15-9 in true road games, joining Miami (17), UCLA (17) and Arizona (16) as the only major conference teams with more road wins the last three years.

TOP-TEAM TAKEDOWNS

When Wisconsin faces #3 Marquette on Saturday, the Badgers will be looking for their 11th top-10 win under head coach Greg Gard.

- Wisconsin has claimed 10 wins over top-10 teams under head coach **Greg Gard**, which includes **6 wins under Gard over top-5 teams.**
- Michigan State (8) and Indiana (7) are the only other Big Ten teams with more top-5 wins than Wisconsin (6) in the Gard era (since 2015-16).
 - Michigan also has six top-5 wins in that span.

Wins Over Top-10 Opponents Under Greg Gard

Opponent	Score	Date
#8 PURDUE	70-67	3/1/22
#3 at Purdue	74-69	1/3/22
#5 at Ohio State	61-57	1/3/20
#2 MICHIGAN	64-54	1/19/19
#6 PURDUE	57-53	2/14/18
#1 vs. Villanova (NCAA)	65-62	3/18/17
#9 vs. Xavier (NCAA)	66-63	3/20/16
#8 at Iowa	67-59	2/24/16
#2 at Maryland	70-57	2/13/16
#4 MICHIGAN STATE	77-76	1/17/16

- Since 2001-02, when former coach Bo Ryan and Greg Gard (associate head coach) arrived at UW, the Badgers have gone 49-26 (.653) at the Kohl Center vs. Top-25 teams.
 - That includes a mark of 14-12 vs. top-10 teams.
- Since 2010-11, Wisconsin is tied for 8th in the nation for most home wins vs. AP Top 25:

Most Home Wins vs. AP Top 25 (since 2010-11)

Team	Wins
1. Kansas	48
2. Indiana	36
3. Iowa State	31
Michigan State	31
5. Oklahoma	30
West Virginia	30
7. Texas	29
8. Wisconsin	28
Kansas State	28
10. Baylor	27
Marquette	27

GARD'S GUIDANCE

Greg Gard enters his 9th season as head coach having led Wisconsin to Big Ten titles in 2 of the last 4 seasons while maintaining a winning culture.

- Gard has guided the Badgers to a record of 169-95 (.640), the 4th-highest win total and 3rd-highest win percentage in UW annals.

Best Win Pct, Wisconsin Coaches (min. 50 wins)

Coach (School, Years)	Record	Pct.
1. Bo Ryan (2002-15)	364-130	.737
2. Walter Meanwell (1912-17, '21-34)	246-99	.712
3. Greg Gard (2016-present)	169-95	.640
4. Dick Bennett (1996-2000)	94-68	.580
5. Bud Foster (1935-59)	265-267	.498

- With a conference record of 93-61, Gard's .604 win percentage ranks 8th among Big Ten coaches of the last 40 years (since 1980).

Best Win %, B1G Coaches w/ 50+ Wins (since 1980)

Coach (School, Years)	Record	Pct.
1. Bo Ryan, WIS (2002-15)	172-68	.717
2. Bob Knight, IND (1972-2000)	353-151	.700
3. Tom Izzo, MSU (1995-)	333-160	.675
4. Thad Matta, OSU (2005-17)	150-78	.658
5. Mark Turgeon, MD (2015-21)	90-50	.643
6. Matt Painter, PUR (2005-)	209-120	.635
7. Gene Keady, PUR (1981-05)	265-169	.611
8. Greg Gard, WIS (2016-)	93-61	.604

(thru 2022-23 regular season)

SITUATIONAL RECORDS

	2023-24	Under Gard
Ahead at the half	4-0	135-16
Behind at the half	1-2	27-74
Tied at the half	0-0	6-5
FG% of .450 or more	3-0	90-14
FG% less than .450	2-2	78-81
Better FG% than opp.	4-0	129-13
Worse FG% than opp.	1-2	38-79
Same FG% as opp.	0-0	2-3
Opp. FG% less than 45%	3-0	128-34
3FG% of 40% or more	2-0	75-12
3FG% less than 40%	3-2	92-83
Try more than 20 3FGs	2-1	91-62
Try 20 or fewer 3FGs	3-1	77-32
Make at least 70% FT	4-1	102-42
Try at least 20 FTs	2-1	69-18
Try fewer than 20 FTs	3-1	97-76
Out-rebound opponent	4-0	99-23
Tied or out-rebounded	1-2	69-72
Same or fewer TOs than opp.	4-2	130-62
More TOs than opp.	1-0	38-33
Commit fewer than 12 TOs	4-1	133-62
Commit 12 or more TOs	1-1	36-32
Score fewer than 50 pts.	0-0	2-4
Score 50-59 points	0-1	8-39
Score 60-69 points	2-0	57-34
Score 70-79 points	2-1	60-15
Score 80-89 points	0-0	33-3
Score 90 or more pts.	1-0	8-0
Allow fewer than 50 pts.	2-0	25-1
Allow 50-59 pts.	0-0	50-10
Allow 60-69 pts.	2-0	68-34
Allow 70-79 pts.	1-1	22-34
Allow 80-89 pts.	0-1	3-15
Allow 90 or more pts.	0-0	0-1
Overtime	0-0	10-7
vs. AP Top 25 opponents	1-1	28-41
vs. AP Top 25 opp. at home	0-1	14-13
Home games	3-1	98-31
Road games	0-1	47-43
Neutral site games	2-0	24-21
Day games	0-0	50-33
Night games	5-2	118-62

GAMES DECIDED BY

3 points or less	0-0	25-18
4-5 points	0-0	28-18
6-10 points	2-1	38-27
11-19 points	0-1	41-27
20 or more points	3-0	37-3

TELEVISED GAMES

Big Ten Network	1-0	82-24
Big Ten Plus (B1G+)	2-0	7-0
CBS	0-0	11-12
CBS Sports Network	0-0	0-1
ESPN	0-0	18-15
ESPN2	0-0	19-12
ESPNU	0-0	1-3
ESPN+	0-0	3-1
FOX	0-0	3-6
FS1	2-1	18-16
Peacock	0-1	0-1
TBS	0-0	1-3
TNT	0-0	2-1

2023-24 BIG TEN STANDINGS

Team	Conf.	Overall
Nebraska (RV)	0-0	7-0
Purdue (1)	0-0	7-0
Ohio State (RV)	0-0	6-1
Illinois (24)	0-0	5-1
Indiana	0-0	5-1
Northwestern	0-0	5-1
Rutgers	0-0	4-1
Iowa	0-0	5-2
Wisconsin	0-0	5-2
Minnesota	0-0	4-2
Maryland	0-0	4-3
Michigan	0-0	4-3
Michigan State (RV)	0-0	4-3
Penn State	0-0	4-3

RECORDS THROUGH NOV. 29, 2023

AP TOP 25 (WEEK 4 - 11/27/23)

Team	Record	Points
1 Purdue (60)	6-0	1572
2 Arizona (1)	6-0	1467
3 Marquette	5-1	1418
4 UConn (2)	6-0	1411
5 Kansas	5-1	1312
6 Houston	7-0	1289
7 Duke	5-1	1194
8 Miami	5-0	1031
9 Baylor	6-0	1030
10 Tennessee	4-2	967
11 Gonzaga	4-1	964
12 Kentucky	5-1	727
13 Florida Atlantic	5-1	664
14 Texas A&M	6-1	646
15 Creighton	5-1	613
16 Texas	5-1	571
17 North Carolina	5-1	567
18 Villanova	6-1	534
19 BYU	6-0	416
20 Colorado State	6-0	330
21 Mississippi State	6-0	309
22 James Madison	6-0	303
23 Alabama	5-1	259
24 Illinois	5-1	134
25 Oklahoma	6-0	120

Others receiving votes:

Memphis 108, San Diego St. 102, Colorado 70, Ohio St. 67, TCU 66, Michigan St. 57, Auburn 46, UCLA 24, Princeton 14, Arkansas 10, Florida St. 8, Iowa St. 8, Southern Cal 7, Liberty 7, Nevada 6, Clemson 6, Virginia 6, Mississippi 5, Nebraska 4, South Carolina 2, Cincinnati 2, Kansas St 1, Bradley 1

EXPERIENCE GOOD FOR BUCKY

"This should be closer to the type of Wisconsin team we've come to know. Steven Crowl, Chucky Hepburn, Tyler Wahl, Connor Essegian and Max Klesmit feel like a top-five Big Ten quintet."
- Matt Norlander, CBS Sports

- When Wisconsin returns experience, it tends to bode well more often than not for Bucky.
- UW returns all five starters from last season in **Chucky Hepburn, Connor Essegian, Max Klesmit, Tyler Wahl and Steven Crowl.**
- Wisconsin entered the year with 3 players within striking distance of reaching 1,000 career points:
 - **Wahl - 1,045 points in 133 games**
 - Crowl - 799 points in 87 games
 - Hepburn - 767 points in 75 games
- In his fifth year of eligibility, Wahl also has a chance to add his name to some of UW's all-time participation lists:
 - Wahl's 133 games played is 3 short of making Wisconsin's top-10 list.
 - Wahl has played in 89 wins, which is 8 away from UW's top-10 list
- UW returns 92% of its scoring from last year, **the most among major conference teams.**
 - The Badgers also return 88.8% of rebounds (3rd most among power 5), 96.3% of as (1st), 98.1% of stls (1st) and 92.3% of blks (4th).
- Tallying up experience, UW players entered the season with 600 games played (334 starts).
 - That's **the most in the Big Ten**, with Purdue second-closest at 511 games (264 starts).

"That's when you have your best teams is when you have your older, more experienced teams. So to have these guys all choose to come back when there were options to do other things, I think speaks well to the chemistry of this group. It speaks well to the commitment that this group has made to each other."

- Greg Gard

- Just considering returning starters alone, UW brings back a sizeable chunk of experience:

Individual, Career Games Played and Starts

Player	Games	Starts
Tyler Wahl	133	92
Max Klesmit	90	73
Steven Crowl	87	75
Chucky Hepburn	75	75
Connor Essegian	42	19
AVERAGE:	85.4	66.8

* updated through Nov. 27, 2023

- When Greg Gard has a team that returns at least 3 starters, Wisconsin has averaged 21.8 wins (11.8 Big Ten) per season. UW was an NCAA tournament team 4 of the 5 instances:

Gard When Returning at Least Three Starters

Year	Overall	Conf.	Postseason
2022-23	20-15	9-11	NIT Semifinals
2020-21	18-13	10-10	NCAA 2nd Round
2019-20	21-10	14-6	Canceled (COVID)
2018-19	23-11	14-6	NCAA 1st Round
2016-17	27-10	12-6	NCAA Sweet 16
TOTAL:	109-59 (.649)	59-39 (.602)	

JOHN 'JB' BLACKWELL

True freshman **John Blackwell** has earned himself early minutes in a veteran-laden rotation for UW.

- Blackwell was named Big Ten Freshman of the Week on Monday - the first Badger to earn the honor since Chucky Hepburn in 2021.
- Coming off the bench, Blackwell has provided a spark for the Badgers this year. He's played in all seven games, averaging 18.0 min/game.
- The combo guard from Bloomfield Hills, Michigan, is averaging 9.4 points per game.
 - Leads the team in 3FG shooting (7-14, .500).
- Getting to the free throw line with regularity, Blackwell leads UW with 21 made FTs. He's now 21-for-25 (.840) at the stripe this season.
- Blackwell has scored in double figures in 5 of 7 games to start his debut season.
- Over the last 25 years (since 1998), only 5 Badgers have averaged double figures in their freshman season:

Most Points Wisconsin Freshman (Since 1998)

Name	PPG	Season
1. Ethan Happ	12.4	2015-16
2. Devin Harris	12.3	2001-02
3. Brad Davison	12.1	2017-18
4. Alando Tucker	12.0	2002-03
5. Connor Essegian	11.7	2022-23

- Blackwell ranks 2nd among Big Ten freshmen this season in scoring:

Big Ten Freshmen Scoring Leaders (through Nov. 28)

Name	Team	PPG
1. Gavin Griffiths	Rutgers	9.8
2. John Blackwell	Wisconsin	9.4
3. Owen Freeman	Iowa	9.3
4. Cam Christie	Minnesota	9.2
5. DeShawn Harris-Smith	Maryland	8.0

- Among all Big Ten players, Blackwell ranks 4th in the league this season scoring off the bench:

Most PPG off Bench by B1G Players (thru Nov. 28)

Name	Team	PPG
1. Juwan Gary	Nebraska	16.0
2. Zed Key	Ohio State	11.3
3. Gavin Griffiths	Rutgers	9.8
4. John Blackwell	Wisconsin	9.4

- Blackwell played a big role in UW winning the 2023 Fort Myers Tip-Off, averaging 10.0 ppg and 6.5 rpg in the two-game tournament.
 - Facing #24 Virginia, Blackwell gave the Badgers a boost off the bench with 10 points (2-3 3FG), 4 rebounds in 18 minutes.
- Blackwell had the best game of his young career vs. Robert Morris (Nov. 17), scoring a career high 18 points (all in the second half), shooting 4-5 FG, 2-3 3FG, 8-10 FT in 18 min.
- John's father, Glynn Blackwell, played four seasons at Illinois (1984-88) at shooting guard, playing 106 games (57 starts) for the Illini and averaging 12.1 points per game as a senior.

CHUCKY AT THE POINT OF IT

"He's one of the elite point guards in the entire country." - Brad Underwood, Illinois head coach

- A Big Ten All-Freshman honoree and honorable mention all-league last season, **Chucky Hepburn** has started every game of his career for the Badgers since stepping onto campus.
- In UW's season opener, Hepburn led UW with 20 points (7-10 FG, 2-3 3FG), plus 6 assists.
 - It marked Hepburn's 4th career 20+ pt game.
- Facing #24 Virginia, Hepburn dished a season-high 6 assists with 0 turnovers - the 3rd time he's had at least 6 assists in a game and his most without a turnover.
- Hepburn's 1.93 career assist-to-turnover ratio currently ranks 8th all-time in school history.
- Chucky has embraced the role of closer for the Badgers, elevating his game in the second half:

Chucky Hepburn 1st Half / 2nd Half Comparison

	1st Half	2nd Half
Points Per Game	3.3	7.7
Field Goal Pct.	.321 (9-28)	.528 (19-36)
3-Pt Field Goal Pct.	.100 (1-10)	.438 (7-16)
FT-FTAs	4-4 (1.000)	9-12 (.750)

- Specifically in the final 10 minutes of play, Hepburn has averaged 4.4 points per game shooting 52.4% FG (11-21), 50% 3FG (4-8), 71.4% FT (5-7) with 7 assists to 2 turnovers.
 - 11 pts (5-5 FG, 1-1 3FG) vs. Western Illinois
 - 10 pts (3-5 FG, 2-2 3FG, 2-3 FT) vs. SMU
- In the title game of the Fort Myers Tip-Off against SMU, Hepburn scored all 10 of his points in the final 4:36 of the game.
- Hepburn has earned a reputation of clutch, game-winning plays. He's most-known for his game-winning 3 as a freshman to beat Purdue and clinch the 2022 Big Ten Title, but last year he made clutch plays on both ends of the floor.
 - Hepburn made 5 game-clinching steals in the final 30 sec of Wisconsin wins last season:

Hepburn's game-clinching steals, 2022-23

Opp.	UW lead	Time remaining
vs. USC	62-59	0:15 left
Maryland	64-59	0:03 left
at Iowa	74-73	0:27 left in OT
Minnesota	63-60	0:04 left
Michigan	61-57	0:16 left

- Defensively, Hepburn is averaging 1.3 steals per game this year (20th in the Big Ten).

SOMETHING IN STORR

Sophomore transfer **AJ Storr** has already begun to showcase his offensive skillset with Wisconsin. A BIG EAST All-Freshman honoree last year with St. John's, he's hit the ground running in Madison.

- Storr leads UW averaging 13.3 points per game this season, which ranks 22nd in the Big Ten.
 - Has led the Badgers in scoring in 3 games.
 - Double figure scoring in 5 of 7 games at UW.
- The Rockford, Ill. native became the first Badger to score in double figures in each of his

first 3 games since Devin Harris in each of his first four games during the 2001-02 season.

- In his Wisconsin debut, Storr scored 15 points - the most by a non-freshman in his UW debut since at least 2000.
- Storr had a team-high 17 pts vs. #9 Tennessee, scoring 12 points in the first half alone.
- Last season, the Rockford, Illinois, native played in all 33 games for St. John's while averaging 8.8 points per game (40.4%, 38-94 3FG)
- Storr started the final 17 games of the season, averaging 11.8 points per game and scoring in double figures 11 times during that stretch (12.0 ppg in 15 career BIG EAST starts).

BIG THINGS FROM 'BIG STEVE'

The development of **Steven Crowl** has seen an upward trajectory during his career at Wisconsin. The junior big man averaged 0.7 points per game as a freshman, 8.8 ppg as a sophomore, and starred last year averaging 12.1 ppg and 6.9 rpg.

- Crowl has become a leading contributor for UW this season, ranking 4th in scoring (10.9 ppg), 1st in rebounds (7.9) and 2nd in assists (2.1).
 - Ranks 10th in the Big Ten in rebounding (7.9).
- Among major conferences, Crowl is one of only five 7-footers in the nation averaging 2 assists or more per game:

7-footers avg. 2.0+ assists/game (major conference)

Name	Team	APG
1. Matthew Nicholson	Northwestern	3.2
2. Steven Crowl	Wisconsin	2.1
Hunter Dickinson	Kansas	2.1
4. Kyle Filipowski	Duke	2.0
Kel'el Ware	Indiana	2.0

- A skilled passer at his size, last season Crowl became Wisconsin's first 7-footer to average 2.5+ assists per game since National Player of the Year Frank Kaminsky (2.6 apg) in 2015.
- Crowl looks to become the next great "Badger Big" for Wisconsin that used the momentum of their junior year and translated it to becoming All-Big Ten performers as seniors:

All-Big Ten "Badger Bigs" in their Junior Season

Name (Year)	PPG	RPG	APG
Steven Crowl (2023)	12.1	6.9	2.5
Ethan Happ (2018)	17.9	8.0	3.7
Jon Leuer (2010)	15.4	5.8	1.6
Marcus Landry (2008)	10.8	5.4	1.4
Brian Butch (2007)	8.8	5.9	0.6
Mike Wilkinson (2004)	13.1	6.8	1.9

- Crowl has 6 career double-doubles (2 this year).
 - 13p, 11r in Monday's win vs. Western Illinois.
- Crowl has scored in double figures 35x in his career (4 of 7 games this season). He's led UW in scoring in 2 games this season (13 career).
 - UW is 12-1 when Crowl is team's leading scorer.
 - UW is 27-8 when Crowl scores double figures.
- Crowl had five 20+ points games last season, including a career-high 36 points in Wisconsin's first-round NIT win over Bradley.

QUICK FACTS

University of Wisconsin
Madison, WI 53711



Founded	1848
Enrollment	50,662
Nickname	Badgers
School Colors	Cardinal and White
Affiliation	NCAA Division I
Conference	Big Ten
Chancellor	Jennifer Mnookin
Director of Athletics	Chris McIntosh
Website	UWBadgers.com
X/Twitter	@BadgerMBB
Instagram	badgermbb
Facebook	/WisconsinMensBasketball

HEAD COACH - GREG GARD

Seasons	9th at Wisconsin / 9th overall
Overall Record	169-95 (.640)
Record at Wisconsin	Same
Big Ten Record	93-61 (.604)
NCAA Tourn. Record	6-5 (.556)
	5 Appearances

KOHL CENTER

Opened	Jan. 17, 1998
Capacity	17,287
Student Section	AreaRED
Record at Kohl Center	349-68 (.837)
Gard record at Kohl Center	98-31 (.758)

ALL-TIME RECORD

126th season of Wisconsin Basketball

Years: 1898 to present

Overall Record: 1,706-1,259-1 (.575)

NCAA Tournament Record: 40-25 (.615)

Big Ten Tournament Record: 26-22 (.542)

BIG TEN CHAMPIONSHIPS (20)

Titles: 1907, 1908, 1912, 1913, 1914, 1916, 1918

1921, 1923, 1924, 1929, 1935, 1941, 1947, 2002

2003, 2008, 2015, 2020, 2022

BIG TEN TOURNAMENT TITLES (3)

Titles: 2004, 2008, 2015

NCAA TOURNAMENT HISTORY

Appearances (26): 1941, 1947, 1994, 1997, 1999

2000, 2001, 2002, 2003, 2004, 2005, 2006, 2007, 2008, 2009, 2010, 2011, 2012, 2013, 2014, 2015, 2016, 2017, 2019, 2021, 2022

National Championship: 1941

Final Four (4): 1941, 2000, 2014, 2015

Elite Eight (6): 1941, 1947, 2000, 2005, 2014, 2015

Sweet 16 (11): 1941, 2000, 2003, 2005, 2008

2011, 2012, 2014, 2015, 2016, 2017

TEAM STAT RANKINGS

	BIG TEN	NCAA
Scoring Offense 73.9	11th	206th
Scoring Defense 63.9	8th	47th
Scoring Margin 10.0	8th	97th
FG Pct. 46.4	7th	117th
FG Pct. Defense 44.6	13th	253rd
Effective FG Pct 0.515	10th	167th
3FG Pct. 30.8	9th	256th
3FG Pct. Defense 35.9	12th	287th
3FGM Per Game 5.9	10th	286th
3FGA Per Game 19.0	12th	288th
Free Throw Pct. 74.6	5th	65th
FTM Per Game 15.1	10th	125th
FTA Per Game 20.3	11th	171st
Rebounds Per Game 33.57	12th	291st
Rebound Margin 5.1	6th	96th
Off. Rebs Per Game 11.57	8th	130th
Def. Rebs Per Game 22.00	13th	323rd
Assists Per Game 10.4	13th	315th
Assist/Turnover Ratio 1.04	12th	199th
Turnovers Per Game 10.0	4th	35th
Turnovers Forced Per Game 14.6	5th	89th
Turnover Margin 4.6	5th	27th
Blocks Per Game 1.4	14th	343rd
Steals Per Game 6.7	7th	187th
Fouls Per Game 15.9	7th	88th
Bench PPG 20.86	9th	210th

THROUGH GAMES PLAYED NOV. 29, 2023

WALL-TO-'WAHL' PLAYER

"Tyler Wahl has become one of the tougher matchups in the Big Ten. He's experienced, he can play all around the court, and he can score in a variety of ways." - Andy Katz, Big Ten Network

- UW's most experienced (133 games, 92 starts), **Tyler Wahl** is a two-time Big Ten champion who has developed into a versatile asset for Bucky.
- Prior to this season, Wahl was 1 of 20 players in the country named to the 2023 Julius Erving Small Forward of the Year Award watchlist.
- Tournament MVP of the Fort Myers Tip-Off, Wahl averaged 11.5 points and 8.0 rebounds per game in the two-game tournament.
- Wahl ranks 2nd for UW in scoring (11.0 ppg), 2nd in rebounding (5.4 rpg), 1st in blocks (4), 2nd in steals (7) and 4th in assists (7).
- Versatility is key to what Wahl brings to the Badgers. Earlier this season, he became just the 8th player in program history with 1,000+ points, 500+ rebounds and 200+ assists.

All-Time Badgers with 1,000+ pts, 500+ reb, 200+ ast

Name (Years)	PTS	REB	AST
Alando Tucker (2002-07)	2,217	769	213
Michael Finley (1991-95)	2,147	648	371
Ethan Happ (2015-19)	2,130	1,217	423
Nigel Hayes (2013-17)	1,857	802	319
Brad Davison (2017-22)	1,827	557	343
Mike Wilkinson (2001-05)	1,532	856	222
Josh Gasser (2010-15)	1,075	575	284
Tyler Wahl (2019-Pres.)	1,045	643	211

- 25th Badger to record 1,000 pts and 500 reb.
- 48th player at UW to reach 1,000 career pts.
- Last season, Wahl began the year playing at a high level averaging 13.2 points (42% FG), 6.4 rebounds and 1.8 assists per game before an injury sidelined him 3 games (UW went 0-3).
- Wahl began returning to form over the final 10 games of last season, averaging 10.9 ppg (48.2% FG), 7.3 reb, 2.9 ast, 1.5 stl per game.
 - During that 10-game stretch to close the year, Wahl tallied 3 double-doubles.

CONNOR 'CE3' ESSEGIAN

Sophomore guard **Connor Essegian** is coming off a standout debut season where he earned a spot on the Big Ten All-Freshman Team.

- Working his way back from an early-season back injury, Essegian has averaged 8.5 minutes off the bench this year.
- As a freshman, Essegian ranked 3rd for UW averaging 11.7 ppg and shot 35.9% from 3FG.
- Over the last 25 years (since 1998), Essegian is one of only 5 Badgers to average double figures in his freshman season, joining Devin Harris (2002), Alando Tucker (2003), Ethan Happ (2016) and Brad Davison (2018).
- Essegian broke the school's freshman record with 69 made 3-point field goals.
- Essegian shot 88.4% at the FT line (76-86), the 7th-highest mark in UW history and the best since Bronson Koenig shot 90.5% in 2017.

BIG TEN BEASTS

- Since 2001-02 when Bo Ryan and Greg Gard arrived in Madison, UW has the most Big Ten wins and best win pct. at 265-129 (.673).

Best Win Pct, Since 2001-02 (through 2022-23)

Team	W-L	Pct.
1. Wisconsin	265-129	.673
2. Michigan State	261-132	.664
3. Ohio State	236-157	.601
4. Purdue	234-159	.595
5. Maryland	100-71	.585

- Wisconsin clinched a share of the 2022 Big Ten title, marking UW's 2nd league title in the last 4 seasons and the 20th in school history.
- With 2 Big Ten titles during his tenure, Greg Gard joins Tom Izzo (10) and Matt Painter (4) as the only active coaches with multiple titles.
- The Badgers (20 titles) trail only Purdue (25) and Indiana (22) for most conference titles.
- UW has won 6 Big Ten regular season titles since 2002 (02-03-08-15-20-22), matching MSU (6) for most titles during that span.

Most Big Ten Regular Season Championships

School	B1G Titles	Since 2002	Last
1. Purdue	25	3	2023
2. Indiana	22	3	2016
3. Wisconsin	20	6	2022
Ohio State	20	5	2012
5. Illinois	18	4	2022

- Wisconsin has won 12+ B1G games in 11 of last 14 seasons, the most of any Big Ten team.
- UW has also posted double-digit B1G wins in 19 of the last 22 years (only team to do so).

REGULARS OF 'THE BIG DANCE'

While Wisconsin missed the NCAA tournament last season, it's been one of the most consistent programs to make "The Big Dance" over the past two and a half decades.

- Wisconsin is 1 of 5 schools to participate in 22 of last 24 NCAA tournaments, joining Kansas, Duke, Michigan State and Gonzaga.

NCAA Tournament Appearances (last 24 championships, since 1999)

Team	Appearances
Kansas.....	24
Michigan State.....	24
Gonzaga.....	24
Duke.....	23
Wisconsin.....	22
Kentucky and Texas ...	21

- That stretch includes a run of 19 consecutive NCAA tournament appearances for Wisconsin (1999-2017), which ranks as the 6th-longest streak in NCAA history.
 - The only such streaks longer than Wisconsin are Kansas (33, active), North Carolina (27, 1975-01), Duke (24, 1996-19), Michigan State (25, active), Gonzaga (24, active).
 - The Badgers are 40-25 (.615) al-time in the NCAA tournament, advancing to 4 Final Fours and winning the 1941 NCAA title.

BIG KOHL CENTER WINS

Most memorable home wins since opening in 1998:

Jan. 17, 1998 - UW 56, Northwestern 33
First-ever game in the Kohl Center

Dec. 1, 2001 - UW 70, UW-Green Bay 57
Bo Ryan's first victory at the Kohl Center

Dec. 22, 2001 - UW 86, #14 MU 63
Kirk Penney scores 33 points in UW's first win over a ranked team under Bo Ryan

Jan. 5, 2002 - UW 72, #7 Illinois 66
Ryan's first win over a top-10 team at UW

Feb. 27, 2002 - UW 74, Michigan 54
UW clinches share of first Big Ten title since '47

Dec. 7, 2002 - UW 91, UNLV 74
UW begins school-record 38-game home win streak - Alando Tucker 24 points, 18 rebounds

March 5, 2003 - UW 60, #14 Illinois 59
Devin Harris makes 1-of-2 FTs with 0.4 seconds left to clinch outright Big Ten title

Dec. 23, 2004 - UW 85, UNC Green. 53
UW wins school-record 34th-straight home game

Jan. 16, 2005 - UW 62, #15 Mich. St. 59
Wisconsin overcomes 8-point deficit with 1:58 remaining to win its 38th-straight home game

March 1, 2005 - UW 62, Indiana 60
Alando Tucker scores putback as time expires

Feb. 15, 2006 - UW 78, #12 Ohio St. 73
UW overcomes a nine-point halftime deficit to beat No. 12 Ohio State

Dec. 16, 2006 - UW 89, #2 Pitt 75
Alando Tucker and Brian Butch combine for 59 pts

Jan. 9, 2007 - UW 72, #5 Ohio St. 69
Badgers win the first matchup in school history of top-five teams

March 3, 2007 - UW 52, Michigan St. 50
Kammron Taylor wins it on 3FG with 3.9 seconds left

Dec. 2, 2009 - UW 73, #6 Duke 69
Trevon Hughes scores 26 as UW's win clinches Big Ten's first Big Ten/ACC title

Jan. 9, 2010 - UW 73, #4 Purdue 66
Jordan Taylor (23) and Jason Bohannon (20) help end Purdue's undefeated season

Feb. 2, 2010 - UW 67, #5 Michigan State 49
Badgers end MSU's 9-0 Big Ten start

Feb. 12, 2011 - UW 71, #1 Ohio State 67
Stopped OSU's 24-0 start and UW's first win over AP No. 1 since 1962

Feb. 9, 2013 - UW 65, #2 Michigan 62 (OT)
Ben Brust's half-court buzzer-beater sends game to overtime where UW wins

Nov. 19, 2013 - UW 103, North Dakota 85
UW's first 100-point game since '95, Frank Kaminsky scores UW record 43 points

Feb. 9, 2014 - UW 60, #8 Michigan State 58
Treavon Jackson hits game-winning jumper with 2.1 seconds left in Bo Ryan's 150th Big Ten win

March 1, 2015 - #6 UW 68, Michigan State 61
UW claims Big Ten title as Frank Kaminsky scores 31

Dec. 23, 2015 - UW 84, Green Bay 79
Greg Gard's first win as interim head coach

Jan. 17, 2016 - UW 77, #4 Michigan State 76
Gard's first ranked win, Koenig/Hayes total 52 pts

Feb. 15, 2018 - UW 57, #6 Purdue 53
Ethan Happ tallies 21 pts and 12 reb as Badgers raise Frank Kaminsky's No. 44 into rafters

Jan. 19, 2019 - UW 64, #2 Michigan 54
UW knocks off 17-0 Michigan behind 26 points, 10 rebounds and 7 assists from Ethan Happ

Feb. 1, 2020 - UW 64, #14 Michigan State 63
UW wins first game over MSU since 2016

Dec. 19, 2020 - UW 85, #23 Louisville 48
UW's largest-ever win over a top-25 team

March 1, 2022 - #10 UW 70, #8 Purdue 67
Chucky Hepburn's 3FG with 1.5 seconds left clinches Big Ten regular season championship



THE KOHL CENTER

The 2023-24 season marks the 26th year of Wisconsin men's basketball at the Kohl Center, which officially opened on Jan. 17, 1998. The Kohl Center was completed for a cost of \$76.4 million and has turned into one of the greatest home court advantages in all of college basketball.

- Wisconsin is 349-68 (.837) all-time at the Kohl Center, the 11th-best win % of any active NCAA Division I venue.
- UW is 175-52 (.771) vs. the Big Ten at the Kohl Center.
- Wisconsin has a strong track record in matchups played at the Kohl Center against unranked non-conference opponents, posting a 43-3 record under head coach Greg Gard in those contests.
- Excluding the 2020-21 season in which fans were not allowed to attend, Wisconsin has led the Big Ten in attendance in 5 of the last 6 seasons and 15 of the last 20 years. UW has finished among the nation's top 7 in attendance 21 of the last 22 years.

NCAA'S TOUGHEST VENUES

Since the Kohl Center opened in 1998, Wisconsin has been nearly unbeatable on its home floor. In fact, among active venues, Wisconsin owns one of the nation's top home records.

Team	Record	Pct.
1. Gonzaga (McCarthy Center)	269-16	.944
2. Kentucky (Rupp Arena)	653-81	.889
3. Kansas (Allen Fieldhouse)	848-117	.879
4. Belmont (Curb Events Center)	235-33	.877
5. Michigan State (Breslin Center)	462-71	.867
6. UCLA (Pauley Pavilion)	797-125	.864
7. Duke (Cameron Indoor Stadium)	950-172	.847
8. UConn (Gampel Pavilion)	230-42	.846
9. North Carolina (Dean E. Smith Center)	467-86	.844
10. Arizona (McKale Center)	640-120	.842
11. Wisconsin (Kohl Center)	349-68	.837
12. Purdue (Mackey Arena)	694-147	.825
13. Indiana (Assembly Hall)	614-132	.823
14. Virginia (John Paul Jones Arena)	235-54	.813
15. BYU (Marriott Center)	615-148	.806

(records through games played Nov. 29, 2023)

QUICK FACTS

- **Opened:** Jan. 17, 1998
- **Original cost:** \$76.4 Million
- **Student Section:** AreaRED
- **Building:** Named for U.S. Sen. Herb Kohl (D-Wisconsin), a 1956 graduate of UW-Madison, who donated \$25 million to the project.
- **Court:** Named for All-Big Ten player Albert "Ab" Nicholas (1950-52) and his wife, Nancy, who pledged \$10 million toward the original project.
- **All-Time record:** 349-68 (.837)
- **Big Ten record:** 175-52 (.771)
- **Record vs. Top-25:** 55-30 (.647)
- **Record under Gard:** 98-31 (.758)

17,071

The third-largest arena in the Big Ten Conference, the Kohl Center seats 17,071 for men's basketball. That includes the second-largest student section in the Big Ten of around 2,300.

26

Wisconsin is enjoying the 26th season of men's basketball at the Kohl Center, which opened in 1998.

6

Wisconsin has won 6 Big Ten regular season championships during the Kohl Center era, winning in 2002, 2003, 2008, 2015, 2020 and 2022.

3

Three retired jerseys hang in the Kohl Center rafters: #8 Ab Nicholas (1950-52), #24 Michael Finley (1992-95) and #44 Frank Kaminsky (2012-15).

HEAD COACH GREG GARD

■ TWO-TIME BIG TEN COACH OF THE YEAR

A coaching veteran of more than 30 years, Greg Gard finished his eighth season leading the Wisconsin men's basketball program in 2022-23 and has proven himself to be one of the best head coaches in the Big Ten. A finalist for Naismith National Coach of the Year, Gard guided the Badgers to the 2022 Big Ten regular season championship, marking the team's second title in the last three seasons, earning Big Ten Coach of the Year honors in both 2020 and 2022.

Wisconsin's incredible postseason success hasn't wavered on Gard's watch either, qualifying for the NCAA tournament in six of his eight seasons (Big Ten automatic qualifier status in canceled 2020 Big Dance, due to COVID pandemic). Most recently in 2021-22, Gard led the Badgers to a No. 3 seed in the NCAA tournament and a first-round win over Colgate, advancing UW to the second round of the NCAA tournament for the sixth time in its last seven trips to The Big Dance.

In his first eight seasons as head coach, Gard posted a record of 164-93 (.638), owning the third-highest win percentage in school history, behind only Hall of Famers Bo Ryan (.737) and Walter Meanwell (.712). Gard has guided the Badgers to a conference record of 93-61, and his .604 conference win percentage is the eighth-best among Big Ten coaches of the last 40 years (since 1980).

Gard is coming off of arguably his most impressive coaching job in 2021-22. Picked to finish preseason 10th in the Big Ten, UW went 25-8 overall and 15-5 in league play, claiming a share of the Big Ten regular season title for the second time in the past three seasons. Gard was named Big Ten Coach of the Year for the second time in his career. Sophomore guard Johnny Davis garnered consensus first-team All-

America honors and won Lute Olson National Player of the Year, the Jerry West Award and Big Ten Player of the Year.

Gard's leadership during the 2019-20 season is among his best. After opening 5-5 in the Big Ten, Wisconsin won nine of its last 10 games, including its final eight games of the season to win a share of the 2020 conference championship and claim the No. 1 seed for the later canceled Big Ten tournament.

In his inaugural season as head coach, Gard led the Badgers to the 2016 NCAA Tournament Sweet 16, becoming just the second-ever first-year coach to win the Jim Phelan National Coach of the Year award. He followed that up by leading UW to the fifth-highest single-season win total in school history (27-10) and making a second-consecutive visit to the Sweet 16.

Gard's Badgers followed that up with a 12-6 conference campaign in 2017, finishing second in the Big Ten. UW capped off its 27-win season by knocking off the nation's No. 1 team Villanova, 65-62, to advance to the Sweet 16.

Long considered one of the top assistant coaches in the game, Gard served as an assistant at Wisconsin for 14-plus seasons. During that time he helped guide the Badgers to back-to-back Final Fours in 2014 and 2015, and in 2015 UW reached its first national championship game since 1941.

Prior to coming to Wisconsin in 2001, Gard spent two seasons as Bo Ryan's assistant at UW-Milwaukee (2000-01) and six seasons as an assistant to Ryan at UW-Platteville (1993-99). During Gard's years on the Pioneer staff, UW-Platteville went 161-13 (.925) and won three NCAA Division III national titles.

Gard and his wife, Michelle, have two daughters, Mackenzie and Peyton and their son, Isaac, is a freshman on the Badgers men's basketball team.



THE GARD FILE

- Career Record (9th Season): 169-95 (.640)
 - Record at Wisconsin (9th Season): Same
 - Big Ten Record (9th Season): 93-61 (.604)
 - NCAA Tournament Appearances/Record: 5 / 6-5
 - Hometown: Cobb, Wis.
 - Alma Mater: UW-Platteville, 1995 (Physical & Health Ed) Master's Degree: UW-Platteville, 2007 (Counselor Ed)
 - Family: Wife Michelle; Children Mackenzie, Isaac, Peyton

COACHING EXPERIENCE

Position	School	Years
Assistant Coach	Southwestern (Wis.) HS	1990-93
Assistant Coach	Platteville (Wis.) HS	1993-94
Assistant Coach	UW-Platteville	1993-99
Assistant Coach	UW-Milwaukee	1999-01
Assoc. Head Coach	Wisconsin	2001-15
Head Coach	Wisconsin	2015-Present

CAREER HIGHLIGHTS

Date	Highlight
Dec. 15, 2015	Assumed role of interim head coach upon the retirement of Bo Ryan
Dec. 23, 2015	First career win, 84-79, vs. Green Bay
Jan. 2, 2016	First Big Ten win, 79,57, vs. Rutgers
Jan. 17, 2016	First ranked win, 77-76, vs. #4 MSU
Feb. 13, 2016	First road win over ranked team, 70-57, at #2 Maryland
March 7, 2016	Officially named UW head coach
March 18, 2016	First NCAA tournament win, 47-43, vs. 10th-seeded Pittsburgh
April 4, 2016	Jim Phelan National Coach of the Year
March 18, 2017	UW knocks off No. 1 overall seeded Villanova in NCAA second round
Feb. 15, 2018	UW tallied sixth top-10 win in 3 seasons under Gard (#6 PUR, 57-53)
Jan. 19, 2019	UW earned 4th win vs. top-5 team under Gard (#2 MICH, 64-54)
Jan. 3, 2020	UW won at #5 Ohio State, 61-47
March 7, 2020	Led UW to Big Ten title (60-56 W at IND)
March 9, 2020	Named 2020 Big Ten Coach of the Year
Dec. 25, 2020	UW wins at MSU first time since 2004
Nov. 24, 2021	UW wins first Maui Invitational tournament title in school history
Jan. 3, 2022	UW wins at #3 Purdue, 74-69
March 1, 2022	Led UW to Big Ten title with 70-67 home win over #8 Purdue
March 8, 2022	2022 Big Ten Coach of the Year

Year	School	Record	Pct.	Conf.	Record	Place	Postseason
2015-16	Wisconsin	15-8	.652	Big Ten	12-6	T-3rd	NCAA Sweet 16
2016-17	Wisconsin	27-10	.730	Big Ten	12-6	T-2nd	NCAA Sweet 16
2017-18	Wisconsin	15-18	.455	Big Ten	7-11	9th	--
2018-19	Wisconsin	23-11	.676	Big Ten	14-6	4th	NCAA First Round
2019-20	Wisconsin	21-10	.677	Big Ten	14-6	T-1st	Postseason Cancelled
2020-21	Wisconsin	18-12	.600	Big Ten	10-10	--	NCAA 2nd Round
2021-22	Wisconsin	25-8	.758	Big Ten	15-5	T-1st	NCAA 2nd Round
2022-23	Wisconsin	20-15	.588	Big Ten	9-11	12th	NIT Semifinals
2023-24	Wisconsin	4-2	.667	Big Ten	--	--	--

Totals (8 seasons) 169-95 (.640) 93-61 (.604) 5 NCAA appearances

GARD vs. DIVISION I TEAMS

Team	Home	Away	Neut.	Total	Team	Home	Away	Neut.	Total
Arkansas-Pine Bluff	1-0	0-0	0-0	1-0	North Carolina	0-0	0-0	1-1	1-1
Arkansas State	1-0	0-0	0-0	1-0	North Carolina State	1-0	0-1	0-0	1-1
Baylor	0-0	0-0	0-2	0-2	North Texas	0-0	0-0	0-1	0-1
Bradley	1-0	0-0	0-0	1-0	Northwestern	3-3	4-2	1-0	7-5
Central Arkansas	1-0	0-0	0-0	1-0	Notre Dame	0-0	0-0	0-1	0-1
Chicago State	2-0	0-0	0-0	2-0	Ohio State	4-2	3-2	0-1	7-5
Colgate	0-0	0-0	1-0	1-0	Oklahoma	1-0	0-0	1-0	2-0
Coppin State	1-0	0-0	0-0	1-0	Oregon	0-0	1-0	0-1	1-1
Creighton	0-0	0-1	0-0	0-1	Penn State	5-0	5-1	1-0	11-1
Dayton	0-0	0-0	1-0	1-0	Pittsburgh	0-0	0-0	1-0	1-0
Eastern Illinois	2-0	0-0	0-0	2-0	Prairie View A&M	1-0	0-0	0-0	1-0
Florida	0-0	0-0	0-1	0-1	Providence	0-1	0-1	0-0	0-2
Florida A&M	1-0	0-0	0-0	1-0	Purdue	3-3	1-5	0-0	4-8
Georgetown	0-0	0-0	1-0	1-0	Rhode Island	1-0	0-0	0-0	1-0
Georgia Tech	0-0	1-0	0-0	1-0	Rider	1-0	0-0	0-0	1-0
Grambling State	1-0	0-0	0-0	1-0	Richmond	0-0	0-0	0-1	0-1
Green Bay	7-0	0-0	0-0	7-0	Robert Morris	1-0	0-0	0-0	1-0
Houston	0-0	0-0	1-0	1-0	Rutgers	4-2	1-2	1-0	6-4
Houston Baptist	1-0	0-0	0-0	1-0	St. Francis Brooklyn	1-0	0-0	0-0	1-0
Idaho State	1-0	0-0	0-0	1-0	Saint Mary's	0-0	0-0	1-1	1-1
Illinois	3-3	4-3	0-0	7-6	Savannah State	1-0	0-0	0-0	1-0
Illinois State	1-0	0-0	0-0	1-0	SMU	0-0	0-0	1-0	1-0
Indiana	6-0	3-3	1-0	9-3	South Carolina State	1-0	0-0	0-0	1-0
Iowa	3-2	3-3	0-1	6-6	South Dakota	1-0	0-0	0-0	1-0
Iowa State	0-0	0-0	0-1	0-1	Stanford	0-0	0-0	2-0	2-0
Kansas	0-0	0-0	0-1	0-1	Syracuse	1-0	0-0	0-0	1-0
Lehigh	1-0	0-0	0-0	1-0	Temple	0-0	0-1	0-0	0-1
Liberty	1-0	0-0	0-0	1-0	Tennessee	0-1	1-0	1-0	2-1
Louisville	1-0	0-0	0-0	1-0	Texas A&M	0-0	0-0	1-0	1-0
Loyola	1-0	0-0	0-0	1-0	UCLA	0-0	0-0	0-1	0-1
Marquette	3-1	1-2	0-0	4-3	USC	0-0	0-0	1-0	1-0
Maryland	4-2	3-3	1-0	8-5	Villanova	0-0	0-0	1-0	1-0
UMass Lowell	1-0	0-0	0-0	1-0	Virginia	0-0	0-1	0-1	0-2
McNeese State	1-0	0-0	0-0	1-0	Virginia Tech	0-0	0-0	1-0	1-0
Michigan	5-2	1-4	0-1	6-7	Wake Forest	0-1	0-0	0-0	0-1
Michigan State	2-4	2-4	0-3	4-11	Western Illinois	1-0	0-0	0-0	1-0
Milwaukee	2-0	0-0	0-0	2-0	Western Kentucky	1-0	0-1	0-0	1-1
Minnesota	6-1	5-1	0-0	11-2	Western Michigan	1-0	0-0	0-0	1-0
Nebraska	3-2	5-2	1-1	9-5	Xavier	0-0	1-0	1-0	2-1
New Mexico	0-0	0-0	0-1	0-1	Yale	0-0	0-0	0-0	1-0
Nicholls	1-0	0-0	0-0	1-0	Total	98-31	47-43	24-21	169-95

2 | AJ STORR

Sophomore | Guard | 6-7 | 205
Rockford, Ill. | IMG Academy (FL)



X/Twitter: @storr_aj | Instagram: @theajstorr_

GET TO KNOW AJ

All-BIG EAST freshman selection AJ Storr begins his first season with Wisconsin after transferring from St. John's, where he became a key contributor in his first season with the Red Storm. The Rockford, Illinois, native played in all 33 games last season, averaging 8.8 points per game while shooting 40.4 percent (38-for-94) from 3-point range (led all BIG EAST freshmen). Storr started the final 17 games of the season, averaging 11.8 points per game and scoring in double figures 11 times during that stretch. He elevated his play in BIG EAST action by averaging 10.5 points in 20 league contests (12.0 ppg in 15 career BIG EAST starts).

HONORS

- 2023 BIG EAST All-Freshman Team

INDIVIDUAL BENCHMARKS

	SEASON	CAREER
GP/GS	7/7	40/24
10+ POINTS:	5	19
20+ POINTS:	1	3
3+ 3-PTERS MADE:	--	5
5+ REBOUNDS:	2	5
LED TEAM IN PTS:	3	8
LED TEAM IN 3FG:	2	11

MISCELLANEOUS STATISTICS

- Last 20+ pt game: 22 at Providence (11/14/23)
- Last 30+ pt game: --
- Last 10+ reb game: --
- Last double-double: --

TOP PERFORMANCES

- vs #9 Tennessee (11/10/23):** Scored a team-high 17 points, plus 2 assists and 1 rebound.
- vs Arkansas St (11/6/23):** Made his Wisconsin debut posting 15 points, 2 rebounds, 1 block and 1 steal.
- at Creighton (1/15/23):** Scored a career high 23 points (9-16 FG, 3-5 3FG).
- vs UConn (2/25/23):** Finished with 20 points against #18 UConn, the eventual national champs

SEASON HIGHS

POINTS: 22 at Providence (11/14/23)
FIELD GOALS: 7 (2x) MR at Providence (11/14/23)
FG ATTEMPTS: 20 vs. Tennessee (11/10/23)
3-POINT FGS: 2 (2x) MR at Providence (11/14/23)
3-POINT FGAS: 7 vs. Tennessee (11/10/23)
FREE THROWS: 6 at Providence (11/14/23)
FT ATTEMPTS: 6 at Providence (11/14/23)
REBOUNDS: 6 vs. Virginia (11/20/23)
ASSISTS: 2 (3x) MR vs. Virginia (11/20/23)
BLOCKS: 1 vs. Arkansas State (11/6/23)
STEALS: 1 (4x) MR vs. SMU (11/22/23)
MINUTES: 33 vs. Tennessee (11/10/23)

CAREER HIGHS

POINTS: 23 at Creighton (1/25/23)*
FIELD GOALS: 9 at Creighton (1/25/23)*
FG ATTEMPTS: 20 vs. Tennessee (11/10/23)
3-POINT FGS: 4 vs. CCSU (11/15/22)*
3-POINT FGAS: 7 vs. Tennessee (11/10/23)
FREE THROWS: 6 (2x) MR at Providence (11/14/23)
FT ATTEMPTS: 8 (2x) MR vs. Butler (3/8/23)*
REBOUNDS: 7 (2x) MR at DePaul (2/14/23)*
ASSISTS: 5 vs. Georgetown (1/29/23)*
BLOCKS: 2 vs. Seton Hall (2/1/23)*
STEALS: 4 vs. Georgetown (1/29/23)*
MINUTES: 41 at DePaul (2/14/23)*

*recorded at St. John's

GAME-BY-GAME STATISTICS

#2 STORR, AJ

Opponent	Date	GS	MIN	Total		3-Pointers		Free throws		Rebounds				Scoring							
				FG-FGA	PCT	3FG-3FGA	PCT	FT-FTA	PCT	OFF	DEF	TOT	AVG	PF	A	TO	BLK	STL	PTS	AVG	
Arkansas St.	11/06/2023	*	23:56	6-13	.462	0-2	.000	3-4	.750	0	2	2	2.0	2	2	0	1	1	15	15.0	
Tennessee	11/10/2023	*	33:05	7-20	.350	2-7	.286	1-2	.500	0	1	1	1.5	2	2	0	0	0	17	16.0	
at Providence	11/14/2023	*	29:42	7-17	.412	2-6	.333	6-6	1.000	1	4	5	2.7	1	1	3	0	0	22	18.0	
Robert Morris	11/17/2023	*	21:41	3-10	.300	0-2	.000	2-2	1.000	0	0	0	2.0	0	0	1	0	1	8	15.5	
vs Virginia	11/20/2023	*	21:12	2-6	.333	1-2	.500	2-2	1.000	2	4	6	2.8	0	2	2	0	1	7	13.8	
vs SMU	11/22/2023	*	18:39	5-11	.455	0-3	.000	1-1	1.000	1	1	2	2.7	0	1	0	0	1	11	13.3	
Western Ill.	11/27/2023	*	17:24	4-8	.500	1-4	.250	4-4	1.000	0	2	2	2.6	1	0	3	0	0	13	13.3	
Totals			7	165:40	34-85	.400	6-26	.231	19-21	.905	4	14	18	2.6	6	8	9	1	4	93	13.3

CAREER STATISTICS

STORR, Aj

SEASON	TEAM	GP-GS	MIN/AVG	Field Goals		3-Point		F-Throws		Rebounds				Scoring						
				FG-FGA	FG%	3FG-3FGA	3FG%	FT-FTA	FT%	OFF	DEF	TOT	AVG	PF-FO	A	TO	BLK	STL	PTS	AVG
2022-23	SJU	33-17	695/21.1	106-244	.434	38-94	.404	42-56	.750	10	54	64	1.9	54-0	27	36	6	13	292	8.8
2023-24	Wisc	7-7	166/23.7	34-85	.400	6-26	.231	19-21	.905	4	14	18	2.6	6-0	8	9	1	4	93	13.3
TOTAL FOR Wisc		7-7	166/23.7	34-85	.400	6-26	.231	19-21	.905	4	14	18	2.6	6-0	8	9	1	4	93	13.3
TOTAL		40-24	861/21.5	140-329	.426	44-120	.367	61-77	.792	14	68	82	2.1	60-0	35	45	7	17	385	9.6

3 | CONNOR ESSEGIAN

Sophomore | Guard | 6-4 | 195
Fort Wayne, Ind. | Central Noble



X/Twitter: @CEssegian | Instagram: @connoressegian

INDIVIDUAL BENCHMARKS

Connor Essegian burst onto the scene in his first season at Wisconsin, playing in all 35 games (started final 19) averaging 11.7 points per game. The Fort Wayne, Indiana native became the eighth Badger to earn Big Ten All-Freshman Team honors. He became just the fifth Badger over the last 25 years to average double figures in their freshman season. The sharpshooter made 69 made 3-pointers on the season, breaking the school record for most 3-point field goals by a freshman. One of the most prolific prep scorers in Indiana basketball history, Essegian scored 2,526 career points at Central Noble High School which ranked No. 10 on the all-time scoring list in the state of Indiana. He led Central Noble to the Class 2A state basketball championship as a senior.

HONORS

- 2023 Big Ten All-Freshman Team

GET TO KNOW CONNOR

	SEASON	CAREER
GP/GS:	7/0	42/19
10+ POINTS:	--	24
20+ POINTS:	--	2
3+ 3-PTERS MADE:	--	9
LED TEAM IN PTS:	--	7
LED TEAM IN 3FG:	1	16

MISCELLANEOUS STATISTICS

- Last 4+ 3-pointers: 5 vs. Northwestern (2/5/23)
- Last 20+ pt game: 26 at Michigan (2/26/23)
- Last 30+ pt game: --
- Last 10+ reb game: 11 at Indiana (1/14/23)
- Last double-double: 14p, 11r at Indiana (1/14/23)

TOP PERFORMANCES

- vs #3 Kansas (11/24/22):** Played 31 minutes off the bench, sparking UW with 17 pts (6-12 FG and 5 reb
- vs Michigan:** Scored a game high 23 points (6-12 FG, 9-10 FT), plus 3 reb in the win
- at Michigan:** Scored a career high 24 points

SEASON HIGHS

POINTS: 6 vs. Western Illinois (11/27/23)
FIELD GOALS: 2 (3x) MR vs. Western Ill (11/27/23)
FG ATTEMPTS: 7 vs. Western Illinois (11/27/23)
3-POINT FGS: 2 vs. Western Illinois (11/27/23)
3-POINT FGAS: 6 vs. Western Illinois (11/27/23)
FREE THROWS: 2 vs. Tennessee (11/10/23)
FT ATTEMPTS: 2 vs. Tennessee (11/10/23)
REBOUNDS: 2 (4x) MR vs. Western Ill (11/27/23)
ASSISTS: 1 (3x) MR vs. Western Ill (11/27/23)
BLOCKS: --
STEALS: 2 vs. Tennessee (11/10/23)
MINUTES: 14 vs. Western Illinois (11/27/23)

CAREER HIGHS

POINTS: 24 at Michigan (2/26/23)
FIELD GOALS: 10 at Michigan (2/26/23)
FG ATTEMPTS: 21 at Michigan (2/26/23)
3-POINT FGS: 5 vs. Northwestern (2/5/23)
3-POINT FGAS: 11 vs. Northwestern (2/5/23)
FREE THROWS: 9 (2x) MR vs. Bradley (3/14/23)
FT ATTEMPTS: 10 vs. Michigan (2/14/23)
REBOUNDS: 11 at Indiana (1/14/23)
ASSISTS: 3 (2x) MR vs. Maryland (12/6/22)
BLOCKS: 1 (2x) MR vs. Maryland (12/6/22)
STEALS: 2 (2x) MR vs. Tennessee (11/10/23)
MINUTES: 39 at Nebraska (2/11/23)

GAME-BY-GAME STATISTICS

#3 ESSEGIAN, Connor

Opponent	Date	GS	MIN	Total		3-Pointers		Free throws		Rebounds				Scoring						
				FG-FGA	PCT	3FG-3FGA	PCT	FT-FTA	PCT	OFF	DEF	TOT	AVG	PF	A	TO	BLK	STL	PTS	AVG
Arkansas St.	11/06/2023		04:35	2-3	.667	0-0	.000	0-0	.000	0	1	1	1.0	1	0	0	0	0	4	4.0
Tennessee	11/10/2023		11:27	1-2	.500	0-1	.000	2-2	1.000	1	1	2	1.5	2	0	2	0	2	4	4.0
at Providence	11/14/2023		06:19	0-3	.000	0-1	.000	0-0	.000	0	0	0	1.0	1	1	0	0	0	2	2.7
Robert Morris	11/17/2023		06:39	0-1	.000	0-1	.000	0-0	.000	0	0	0	0.8	0	0	0	0	0	0	2.0
vs Virginia	11/20/2023		04:17	1-3	.333	0-2	.000	0-0	.000	0	2	2	1.0	0	0	0	0	0	2	2.0
vs SMU	11/22/2023		12:50	2-6	.333	1-5	.200	0-0	.000	1	1	2	1.2	0	1	2	0	0	5	2.5
Western Ill.	11/27/2023		13:38	2-7	.286	2-6	.333	0-0	.000	0	2	2	1.3	1	1	0	0	0	6	3.0
Totals			0 59:46	8-25	.320	3-16	.188	2-2	1.000	2	7	9	1.3	5	3	5	0	2	21	3.0

CAREER STATISTICS

ESSEGIAN, Connor

SEASON TEAM	GP-GS	MIN/AVG	Field Goals		3-Point		F-Throws		Rebounds				Scoring						
			FG-FGA	FG%	3FG-3FGA	3FG%	FT-FTA	FT%	OFF	DEF	TOT	AVG	PF-FO	A	TO	BLK	STL	PTS	AVG
2022-23 Wisc	35-19	959/27.4	133-329	.404	69-192	.359	76-86	.884	24	107	131	3.7	60-0	26	36	1	19	411	11.7
2023-24 Wisc	7-0	60/8.5	8-25	.320	3-16	.188	2-2	1.000	2	7	9	1.3	5-0	3	5	0	2	21	3.0
TOTAL	42-19	1018/24.2	141-354	.398	72-208	.346	78-88	.886	26	114	140	3.3	65-0	29	41	1	21	432	10.3

4 | KAMARI MCGEE

Junior | Guard | 6-0 | 180
Racine, Wis. | Racine St. Catherine's



X/Twitter: @KamariMcGee | Instagram: @killa_kam

GET TO KNOW KAMARI

A native of Racine, Wisconsin, junior guard Kamari McGee begins his second season representing his home state Badgers in 2023-24. As someone who grew up in the state of Wisconsin, McGee is realizing a lifelong dream of being a Wisconsin Badger. Embracing his role, McGee played in all 30 games last season coming off of the bench and providing key production and energy as a reserve. McGee was integral in helping UW end its season with momentum, which included a postseason run to the semifinals of the NIT. A vocal team leader and a great representative of the University of Wisconsin, McGee is in position again to be a key asset this season for a loaded Badgers squad.

INDIVIDUAL BENCHMARKS

	SEASON	CAREER
GP/GS:	7/0	68/22
10+ POINTS:	--	16
20+ POINTS:	--	5
3+ ASSISTS:	--	9
2+ STEALS:	1	9
LED TEAM IN PTS:	--	11
LED TEAM IN AST:	--	12

MISCELLANEOUS STATISTICS

- Last 3+ 3-pointers: 3 vs. Rutgers (2/18/23)
- Last 20+ pt game: 20 at Detroit Mercy (3/1/22)*
- Last 30+ pt game: --
- Last 4+ ast game: 4 vs. Cleveland State (2/20/22)*
- Last double-double: --

*recorded at Green Bay

TOP PERFORMANCES

- vs Robert Morris (11/17/23): Season high 17 minutes off bench with 6 points (4-6 FT), 1 reb, 1 stl.
- vs Michigan (2/26/23): Played a season high 25 points in a win over Michigan, tallying 6 pts and 3 reb
- at Marquette (12/3/22): Scored his first points as a Badger, finishing with 5 pts off the bench in a win.
- vs Wright State (2/9/22): Finished with a career high 24 points, 5 rebounds and 5 steals for Green Bay

SEASON HIGHS

POINTS: 6 vs. Robert Morris (11/17/23)
FIELD GOALS: 1 (3x) MR vs. Virginia (11/20/23)
FG ATTEMPTS: 3 vs. Virginia (11/20/23)
3-POINT FGS: 1 vs. Virginia (11/20/23)
3-POINT FGAS: 1 (3x) MR vs. Western Ill (11/27/23)
FREE THROWS: 4 vs. Robert Morris (11/17/23)
FT ATTEMPTS: 6 vs. Robert Morris (11/17/23)
REBOUNDS: 2 vs. SMU (11/22/23)
ASSISTS: 2 (2x) MR vs. Western Ill (11/27/23)
BLOCKS: --
STEALS: 2 vs. SMU (11/22/23)
MINUTES: 17 vs. Robert Morris (11/17/23)

CAREER HIGHS

POINTS: 24 vs. Wright State (2/9/22)*
FIELD GOALS: 9 (2x) MR vs. Wright State (2/9/22)*
FG ATTEMPTS: 19 vs. UIC (1/15/22)*
3-POINT FGS: 3 vs. Rutgers (2/18/23)
3-POINT FGAS: 8 at Milwaukee (2/13/22)*
FREE THROWS: 8 vs. Milwaukee (1/5/22)*
FT ATTEMPTS: 8 vs. Milwaukee (1/5/22)*
REBOUNDS: 9 (2x) MR vs. Detroit (3/1/22)*
ASSISTS: 4 (2x) MR vs. Cleveland St (2/20/22)*
BLOCKS: 1 (2x) MR vs. Pur-Ft Wayne (2/18/22)*
STEALS: 4 at IUPUI (2/6/22)*
MINUTES: 40 vs. UIC (1/15/22)*

*recorded at Green Bay

GAME-BY-GAME STATISTICS

#4 MCGEE, Kamari

Opponent	Date	GS	MIN	Total		3-Pointers		Free throws		Rebounds		PF	A	TO	BLK	STL	PTS	AVG		
				FG-FGA	PCT	3FG-3FGA	PCT	FT-FTA	PCT	OFF	DEF								TOT	AVG
Arkansas St.	11/06/2023		07:15	1-1	1.000	0-0	.000	0-0	.000	0	1	1	1.0	2	0	2	0	2	2.0	
Tennessee	11/10/2023		02:01	0-0	.000	0-0	.000	0-0	.000	0	0	0	0.5	1	0	0	0	0	1.0	
at Providence	11/14/2023		00:44	0-0	.000	0-0	.000	0-0	.000	0	0	0	0.3	1	0	0	0	0	0.7	
Robert Morris	11/17/2023		16:46	1-1	1.000	0-0	.000	4-6	.667	0	1	1	0.5	3	0	0	1	6	2.0	
vs Virginia	11/20/2023		14:01	1-3	.333	1-1	1.000	0-0	.000	0	0	0	0.4	1	2	0	0	3	2.2	
vs SMU	11/22/2023		11:40	0-1	.000	0-1	.000	0-0	.000	0	2	2	0.7	0	0	0	2	0	1.8	
Western Ill.	11/27/2023		09:14	0-1	.000	0-1	.000	0-0	.000	0	0	0	0.6	2	2	0	1	0	1.6	
Totals		0	61:41	3-7	.429	1-3	.333	4-6	.667	0	4	4	0.6	10	4	2	0	4	11	1.6

CAREER STATISTICS

MCGEE, Kamari

SEASON	TEAM	GP-GS	MIN/AVG	Field Goals		3-Point		F-Throws		Rebounds		Scoring								
				FG-FGA	FG%	3FG-3FGA	3FG%	FT-FTA	FT%	OFF	DEF	TOT	AVG	PF-FO	A	TO	BLK	STL	PTS	AVG
2021-22	GB	30-21	873/29.1	132-340	.388	25-91	.275	59-73	.808	16	67	83	2.8	72-1	58	76	2	32	348	11.6
2022-23	Wisc	31-0	219/7.1	14-50	.280	5-27	.185	7-8	.875	4	16	20	0.6	24-0	16	8	0	7	40	1.3
2023-24	Wisc	7-0	62/8.8	3-7	.429	1-3	.333	4-6	.667	0	4	4	0.6	10-0	4	2	0	4	11	1.6
TOTAL FOR Wisc		38-0	281/7.4	17-57	.298	6-30	.200	11-14	.786	4	20	24	0.6	34-0	20	10	0	11	51	1.3
TOTAL		68-21	1154/17.0	149-397	.375	31-121	.256	70-87	.805	20	87	107	1.6	106-1	78	86	2	43	399	5.9

5 | TYLER WAHL



X/Twitter: @tjwahl01 | Instagram: @tjwahl01

GET TO KNOW TYLER

Wisconsin's most experienced player, fifth-year senior Tyler Wahl has developed into one of the most versatile players in college basketball. Wahl does a little bit of everything for the Badgers, finishing last season ranked second in rebounding (6.3 rpg), third in assists (2.3 apg), third in steals (1.2 spg) and fourth in scoring (11.3 ppg). Wahl finished the 2022-23 season with momentum and returning to form, averaging 10.9 points (48.2% FG), 7.3 rebounds, 2.9 assists and 1.5 steals per game over the final 10 games. Facing No. 3 Kansas at the Battle 4 Atlantis tournament last season, Wahl finished with 23-points, 10 rebounds, three steals and two assists.

HONORS

- 2022 All-Big Ten Honorable Mention
- 2022 Battle 4 Atlantis All-Tournament Team

INDIVIDUAL BENCHMARKS

	SEASON	CAREER
GP/GS:	7/7	133/92
10+ POINTS:	4	47
20+ POINTS:	--	6
5+ REBOUNDS:	5	69
10+ REBOUNDS:	1	13
DOUBLE-DOUBLES:	--	9
LED UW IN PTS:	2	12
LED UW IN REB:	1	31

MISCELLANEOUS STATISTICS

- Last 20+ pt game: 21 at Minnesota (3/5/23)
- Last 30+ pt game: --
- Last 10+ reb game: 10 vs. Ohio State (3/8/23)
- Last double-double: 19p, 10r vs. Ohio St. (3/8/23)

TOP PERFORMANCES

- vs Robert Morris (11/17/23): Team high 18 points (5-5 FG, 8-12 FT), plus 5 reb, 1ast, 1 stl and 1 blk.
- vs #3 Kansas (11/24/22): Matched a career high at 23 points, plus 10 rebounds, 3 steal and 2 assists.
- vs #8 Purdue (3/1/22): Team-high 19 points and a career high 5 steals in conference title clinching win.
- vs #16 Ohio State (1/13/22): Scored 20 points, grabbed 7 boards, dished 6 assists and had 3 steals.

SEASON HIGHS

POINTS: 18 vs. Robert Morris (11/17/23)
FIELD GOALS: 6 vs. SMU (11/22/23)
FG ATTEMPTS: 13 vs. Virginia (11/20/23)
3-POINT FGs: --
3-POINT FGAS: 2 at Providence (11/14/23)
FREE THROWS: 8 vs. Robert Morris (11/17/23)
FT ATTEMPTS: 12 vs. Robert Morris (11/17/23)
REBOUNDS: 10 vs. Virginia (11/20/23)
ASSISTS: 2 (3x) MR vs. Virginia (11/20/23)
BLOCKS: 1 (3x) MR vs. Robert Morris (11/17/23)
STEALS: 2 (2x) MR vs. SMU (11/22/23)
MINUTES: 33 vs. Tennessee (11/10/23)

CAREER HIGHS

POINTS: 23 (2x) MR vs. Kansas (11/24/22)
FIELD GOALS: 9 (2x) MR at Iowa (12/11/22)
FG ATTEMPTS: 19 vs. Kansas (11/24/22)
3-POINT FGs: 2 (3x) MR vs. Ohio State (1/13/22)
3-POINT FGAS: 5 at Nebraska (2/10/21)
FREE THROWS: 9 vs. South Dakota (11/7/22)
FT ATTEMPTS: 12 (2x) MR vs. Robert Morris (11/17/23)
REBOUNDS: 15 vs. Green Bay (12/1/20)
ASSISTS: 8 at Penn State (2/8/23)
BLOCKS: 4 vs. Saint Mary's (11/24/21)
STEALS: 5 (2x) MR vs. Nebraska (3/6/22)
MINUTES: 42 at Penn State (2/8/23)

GAME-BY-GAME STATISTICS

#5 WAHL, Tyler

Opponent	Date	GS	MIN	Total		3-Pointers		Free throws		Rebounds				Other				PTS	AVG	
				FG-FGA	PCT	3FG-3FGA	PCT	FT-FTA	PCT	OFF	DEF	TOT	AVG	PF	A	TO	BLK			STL
Arkansas St.	11/06/2023	*	13:16	4-5	.800	0-0	.000	0-1	.000	1	0	1	1.0	4	2	3	0	1	8	8.0
Tennessee	11/10/2023	*	32:43	4-6	.667	0-0	.000	2-7	.286	1	7	8	4.5	2	2	3	1	0	10	9.0
at Providence	11/14/2023	*	28:46	3-9	.333	0-2	.000	0-0	.000	1	4	5	4.7	3	0	2	1	2	6	8.0
Robert Morris	11/17/2023	*	28:37	5-5	1.000	0-0	.000	8-12	.667	3	2	5	4.8	3	1	3	1	1	18	10.5
vs Virginia	11/20/2023	*	25:32	4-13	.308	0-0	.000	1-2	.500	7	3	10	5.8	1	2	0	0	1	9	10.2
vs SMU	11/22/2023	*	26:15	6-11	.545	0-0	.000	2-2	1.000	4	2	6	5.8	4	0	0	1	2	14	10.8
Western Ill.	11/27/2023	*	26:06	4-5	.800	0-0	.000	4-5	.800	0	3	3	5.4	1	0	0	0	12	11.0	
Totals		7	181:15	30-54	.556	0-2	.000	17-29	.586	17	21	38	5.4	18	7	11	4	7	77	11.0

CAREER STATISTICS

WAHL, Tyler

SEASON	TEAM	GP-GS	MIN	Field Goals			3-Point		F-Throws		Rebounds				Other				Scoring	
				FG-FGA	FG%	3FG-3FGA	3FG%	FT-FTA	FT%	OFF	DEF	TOT	AVG	PF	FO	A	TO	BLK	STL	PTS
2019-20	Wisc	31-3	478/15.4	34-79	.430	6-28	.214	7-18	.389	34	48	82	2.6	64-0	32	33	5	20	81	2.6
2020-21	Wisc	31-18	762/24.6	58-133	.436	10-36	.278	34-60	.567	33	100	133	4.3	68-1	42	28	21	31	160	5.2
2021-22	Wisc	32-32	973/30.4	145-281	.516	6-37	.162	70-100	.700	52	137	189	5.9	80-1	49	52	25	37	366	11.4
2022-23	Wisc	32-32	1008/31.5	134-317	.423	10-34	.294	83-131	.634	50	151	201	6.3	84-2	81	71	14	39	361	11.3
2023-24	Wisc	7-7	181/25.9	30-54	.556	0-2	.000	17-29	.586	17	21	38	5.4	18-0	7	11	4	7	77	11.0
TOTAL		133-92	3401/25.6	401-864	.464	32-137	.234	211-338	.624	186	457	643	4.8	314-4	211	195	69	134	1045	7.9

10 | ISAAC LINDSEY

Junior | Guard | 6-4 | 185
 Mineral Point, Wis. | Mineral Point



X/Twitter: @IsaacLindsey10 | Instagram: @isaaclindsey_

GET TO KNOW ISAAC

A transfer from UNLV, Isaac Lindsey returned home to Wisconsin and is now in his third season with the Badgers in 2023-24. Last year, the 6-foot-4 guard was placed on scholarship and played in 23 games for the Badgers. Lindsey brought a burst of energy from off the bench in some key spots for UW, including a season-high eight points vs. No. 5 Purdue. A two-time First-Team All-State selection and two-time All-Area Player of the Year, Lindsey totaled 1,420 points, 272 assists and 137 steals at Mineral Point High School. The three-sport star also played baseball and football at Mineral Point. He started all four seasons at quarterback in football and shortstop in baseball. In baseball, Lindsey helped Mineral Point qualify for the WIAA state tournament two seasons in a row, marking the first time the school had been there since 1974.

HONORS

- Academic All-Big Ten (2023)

INDIVIDUAL BENCHMARKS

	SEASON	CAREER
GP/GS:	5/0	35/0
10+ POINTS:	--	--
2+ 3FG:	--	1
LED UW IN PTS:	--	--
LED UW IN 3FG:	--	--
10+ MIN PLAYED:	1	5

MISCELLANEOUS STATISTICS

- Last 20+ pt game: --
- Last 30+ pt game: --

TOP PERFORMANCES

- vs Arkansas State (11/6/23):** Matched a career high scoring 8 points playing a career high 17 minutes.
- vs #5 Purdue (3/1/22):** Scored a career high 8 points (3-3 FG, 2-2 3FG) in just 5 minutes off the bench.

SEASON HIGHS

POINTS: 8 vs. Arkansas State (11/6/23)
FIELD GOALS: 3 vs. Arkansas State (11/6/23)
FG ATTEMPTS: 6 vs. Arkansas State (11/6/23)
3-POINT FGS: 1 vs. Arkansas State (11/6/23)
3-POINT FGAS: 3 vs. Arkansas State (11/6/23)
FREE THROWS: 1 vs. Arkansas State (11/6/23)
FT ATTEMPTS: 1 vs. Arkansas State (11/6/23)
REBOUNDS: 1 (2x) MR vs. Western Ill (11/27/23)
ASSISTS: 2 vs. Arkansas State (11/6/23)
BLOCKS: 1 vs. Arkansas State (11/6/23)
STEALS: 1 (3x) MR vs. Robert Morris (11/17/23)
MINUTES: 17 vs. Arkansas State (11/6/23)

CAREER HIGHS

POINTS: 8 (2x) MR vs. Arkansas St (11/6/23)
FIELD GOALS: 3 (2x) MR vs. Arkansas St (11/6/23)
FG ATTEMPTS: 6 vs. Arkansas State (11/6/23)
3-POINT FGS: 2 vs. Purdue (3/2/23)
3-POINT FGAS: 3 (2x) MR vs. Arkansas St (11/6/23)
FREE THROWS: 1 (2x) MR vs. Arkansas St (11/6/23)
FT ATTEMPTS: 2 vs. Kansas (11/24/22)
REBOUNDS: 4 vs Michigan St. (1/10/23)
ASSISTS: 2 vs. Arkansas State (11/6/23)
BLOCKS: 1 (3x) MR vs. Arkansas St (11/6/23)
STEALS: 1 (3x) MR vs. Robert Morris (11/17/23)
MINUTES: 17 vs. Arkansas State (11/6/23)

GAME-BY-GAME STATISTICS

#10 LINDSEY, Isaac

Opponent	Date	GS	MIN	Total		3-Pointers		Free throws		Rebounds			PF	A	TO	BLK	STL	PTS	AVG	
				FG	PCT	3FG	PCT	FT	PCT	OFF	DEF	TOT								AVG
Arkansas St.	11/06/2023		17:04	3-6	.500	1-3	.333	1-1	1.000	0	0	0	0.0	2	2	1	1	0	8	8.0
at Providence	11/14/2023		08:33	0-1	.000	0-0	.000	0-0	.000	0	0	0	0.0	2	0	0	0	0	0	4.0
Robert Morris	11/17/2023		03:18	0-1	.000	0-0	.000	0-0	.000	0	0	0	0.0	0	0	0	0	1	0	2.7
vs Virginia	11/20/2023		01:03	0-0	.000	0-0	.000	0-0	.000	1	0	1	0.3	0	0	0	0	0	0	2.0
Western Ill.	11/27/2023		01:29	0-1	.000	0-1	.000	0-0	.000	0	1	1	0.4	1	0	0	0	0	1.6	
Totals		0	31:28	3-9	.333	1-4	.250	1-1	1.000	1	1	2	0.4	5	2	1	1	1	8	1.6

CAREER STATISTICS

LINDSEY, Isaac

SEASON	TEAM	GP-GS	MIN	Field Goals		3-Point		F-Throws		Rebounds			Scoring									
				FG	F-GA	FG%	3FG	3FGA	3FG%	FT	FTA	FT%	OFF	DEF	TOT	AVG	PF	FO	A	TO	BLK	STL
2021-22	Wisc	6-0	12/2.0	1-5	.200	1-3	.333	0-0	.000	0	0	0	0.0	0-0	0	0	0	0	0	0	3	0.5
2022-23	Wisc	24-0	142/5.9	13-41	.317	8-24	.333	1-2	.500	3	15	18	0.8	20-0	2	2	1	3	35	1.5		
2023-24	Wisc	5-0	31/6.3	3-9	.333	1-4	.250	1-1	1.000	1	1	2	0.4	5-0	2	1	1	1	1	8	1.6	
TOTAL		35-0	185/5.3	17-55	.309	10-31	.323	2-3	.667	4	16	20	0.6	25-0	4	3	2	4	46	1.3		

11 | MAX KLESMIT

Junior | Guard | 6-9 | 225
Neenah, Wis. | Neenah



X/Twitter: @maxkle2 | Instagram: @maxklesmit

GET TO KNOW MAX

A high-scoring guard for two seasons at Wofford, transfer Max Klesmit found his offensive stride down the stretch last season for Wisconsin. The Neenah, Wisconsin native scored in double figures for UW in seven of the last 12 games, including 15-plus points in four of the last eight games. The Badgers advanced to the NIT semifinals, during which Klesmit averaged 10.8 points while shooting 48.1 percent from the floor.

HONORS

- 2022 Third-Team All-Southern Conference
- 2022 Southern Conference All-Freshman Team

INDIVIDUAL BENCHMARKS

	SEASON	CAREER
GP/GS:	7/7	90/73
10+ POINTS:	2	47
20+ POINTS:	--	7
5+ REBOUNDS:	--	15
3+ ASSISTS:	1	16
LED TEAM IN PTS:	--	10
LED TEAM IN 3FG:	1	24

MISCELLANEOUS STATISTICS

- Last 4+ 3-pointers: 4 at Michigan (2/26/23)
- Last 20+ pt game: 21 vs. Mercer (2/26/22)*
- Last 30+ pt game: --
- Last double-double: 19p, 10r vs. Ohio St. (3/8/23)
*recorded at Wofford

TOP PERFORMANCES

- vs SMU (11/22/23): Finished with 12 points, 3 rebounds and 3 steals in championship game win.
- vs #5 Purdue (3/1/22): Matched a season high with 19 points (3-5 3FG) - 17 pts in the second half alone.
- vs #3 Kansas (11/24/22): Played a career high 43 minutes, finishing with 13 points (4-6 FG, 2-3 3FG).

SEASON HIGHS

POINTS: 14 vs. Arkansas State (11/6/23)
FIELD GOALS: 5 vs. Arkansas State (11/6/23)
FG ATTEMPTS: 11 vs. SMU (11/22/23)
3-POINT FGS: 2 (2x) MR vs. SMU (11/22/23)
3-POINT FGAS: 7 (2x) MR vs. SMU (11/22/23)
FREE THROWS: 3 vs. Arkansas State (11/6/23)
FT ATTEMPTS: 3 (2x) MR vs. Tennessee (11/10/23)
REBOUNDS: 3 (3x) MR vs. SMU (11/22/23)
ASSISTS: 3 vs. Tennessee (11/10/23)
BLOCKS: --
STEALS: 3 vs. SMU (11/22/23)
MINUTES: 31 vs. Virginia (11/20/23)

CAREER HIGHS

POINTS: 27 (2x) MR vs. The Citadel (1/19/22)*
FIELD GOALS: 10 vs. The Citadel (1/19/22)*
FG ATTEMPTS: 16 (3x) MR at Chattanooga (1/26/22)*
3-POINT FGS: 5 (3x) MR at Michigan (2/26/23)
3-POINT FGAS: 10 (3x) MR vs. ETSU (2/5/22)*
FREE THROWS: 7 (2x) MR at Samford (2/9/22)*
FT ATTEMPTS: 10 at Samford (2/9/22)*
REBOUNDS: 8 (2x) MR at Nebraska (2/11/23)
ASSISTS: 6 vs. W Carolina (2/12/22)*
BLOCKS: 2 at Michigan (2/26/23)
STEALS: 5 at The Citadel (2/16/22)*
MINUTES: 43 vs. Kansas (11/24/22)

*recorded at Wofford

GAME-BY-GAME STATISTICS

#11 KLESMIT, Max

Opponent	Date	GS	MIN	Total		3-Pointers		Free throws		Rebounds			PF			A			PTS	AVG
				FG-FGA	PCT	3FG-3FGA	PCT	FT-FTA	PCT	OFF	DEF	TOT	AVG	PF	A	TO	BLK	STL		
Arkansas St.	11/06/2023	*	18:38	5-5	1.000	1-1	1.000	3-3	1.000	0	1	1	1.0	3	1	1	0	0	14	14.0
Tennessee	11/10/2023	*	28:27	2-8	.250	2-7	.286	2-3	.667	1	2	3	2.0	2	3	1	0	0	8	11.0
at Providence	11/14/2023	*	19:13	0-2	.000	0-1	.000	0-0	.000	0	1	1	1.7	4	1	1	0	2	0	7.3
Robert Morris	11/17/2023	*	18:53	0-1	.000	0-1	.000	2-2	1.000	0	1	1	1.5	2	0	1	0	1	2	6.0
vs Virginia	11/20/2023	*	30:46	4-7	.571	1-3	.333	0-0	.000	0	3	3	1.8	1	1	1	0	0	9	6.6
vs SMU	11/22/2023	*	27:10	4-11	.364	2-7	.286	2-2	1.000	0	3	3	2.0	1	0	0	0	3	12	7.5
Western Ill.	11/27/2023	*	24:39	1-3	.333	1-3	.333	0-0	.000	0	0	0	1.7	2	0	0	0	0	3	6.9
Totals		7	167:47	16-37	.432	7-23	.304	9-10	.900	1	11	12	1.7	15	6	5	0	6	48	6.9

CAREER STATISTICS

KLESMIT, Max

SEASON	TEAM	GP-GS	MIN/AVG	Field Goals		3-Point		F-Throws		Rebounds			PF			A			Scoring	
				FG-FGA	FG%	3FG-3FGA	3FG%	FT-FTA	FT%	OFF	DEF	TOT	AVG	PF-FO	A	TO	BLK	STL	PTS	AVG
2020-21	WOF	19-2	429/22.6	54-116	.466	25-67	.373	22-26	.846	9	43	52	2.7	46-1	22	23	0	24	155	8.2
2021-22	WOF	31-31	986/31.8	156-350	.446	68-200	.340	82-98	.837	13	73	86	2.8	84-2	60	66	3	50	462	14.9
2022-23	Wisc	33-33	1059/32.1	91-215	.423	46-120	.383	48-69	.696	11	77	88	2.7	78-1	45	32	6	41	276	8.4
2023-24	Wisc	7-7	168/24.0	16-37	.432	7-23	.304	9-10	.900	1	11	12	1.7	15-0	6	5	0	6	48	6.9
TOTAL FOR Wisc	40-40	1227/30.7	107-252	.425	53-143	.371	57-79	.722	12	88	100	2.5	93-1	51	37	6	47	324	8.1	
TOTAL	90-73	2642/29.4	317-718	.442	146-410	.356	161-203	.793	34	204	238	2.6	223-4	133	126	9	121	941	10.5	

12 | LUKE HAERTLE

R-Freshman | Guard | 6-4 | 215
Hartland, Wis. | Lake Country Lutheran



X/Twitter: @LukeHaertle | Instagram: @lukehaertle

GET TO KNOW LUKE

After redshirting as a freshman last year, Luke Haertle looks to carve out a role for the Badgers in 2023-24. Joining the team as a preferred walk-on, Haertle was a standout athlete at Lake Country Lutheran, where he amassed 2,264 points and over 1,000 rebounds during his prep career. A three-time all-state basketball honoree, Haertle led Lake Country Lutheran to its first-ever WIAA state title when Lutheran won the 2022 WIAA Division 3 State Championship. As a senior, Haertle averaged 22.9 points, 10.0 rebounds and 4.9 assists per game. A multi-sport standout, Haertle was also the 2021 state player of the year at quarterback after leading Lutheran to a 10-1 record as a senior and throwing for 1,882 yards and 31 touchdowns. Haertle led Lutheran to the Division 5 state football championship as a two-way starter in 2019. He passed for a total of 77 touchdowns and 4,978 yards, while also scoring 16 rushing touchdowns and tallying 1,120 yards on the ground.

INDIVIDUAL BENCHMARKS

	SEASON	CAREER
GP/GS:	5/0	5/0
10+ POINTS:	--	--
5+ REBOUNDS:	--	--
3+ ASSISTS:	--	--
10+ MIN PLAYED:	--	--

MISCELLANEOUS STATISTICS

- Last 20+ pt game: --
- Last 30+ pt game: --

TOP PERFORMANCES

SEASON HIGHS

POINTS: --
 FIELD GOALS: --
 FG ATTEMPTS: --
 3-POINT FGS: --
 3-POINT FGAS: --
 FREE THROWS: --
 FT ATTEMPTS: --
 REBOUNDS: 1 (2x) MR vs. Virginia (11/20/23)
 ASSISTS: --
 BLOCKS: --
 STEALS: --
 MINUTES: 2 vs. Arkansas State (11/6/23)

CAREER HIGHS

POINTS: --
 FIELD GOALS: --
 FG ATTEMPTS: --
 3-POINT FGS: --
 3-POINT FGAS: --
 FREE THROWS: --
 FT ATTEMPTS: --
 REBOUNDS: 1 (2x) MR vs. Virginia (11/20/23)
 ASSISTS: --
 BLOCKS: --
 STEALS: --
 MINUTES: 2 vs. Arkansas State (11/6/23)

GAME-BY-GAME STATISTICS

#12 HAERTLE, Luke

Opponent	Date	GS	MIN	Total		3-Pointers		Free throws		Rebounds				Scoring							
				FG-FGA	PCT	3FG-3FGA	PCT	FT-FTA	PCT	OFF	DEF	TOT	AVG	PF	A	TO	BLK	STL	PTS	AVG	
Arkansas St.	11/06/2023		02:00	0-0	.000	0-0	.000	0-0	.000	0	0	0	0.0	0	0	0	0	0	0	0	0.0
at Providence	11/14/2023		00:44	0-0	.000	0-0	.000	0-0	.000	0	0	0	0.0	0	0	0	0	0	0	0	0.0
Robert Morris	11/17/2023		00:16	0-0	.000	0-0	.000	0-0	.000	0	1	1	0.3	0	0	0	0	0	0	0	0.0
vs Virginia	11/20/2023		00:43	0-0	.000	0-0	.000	0-0	.000	0	1	1	0.5	0	0	0	0	0	0	0	0.0
Western Ill.	11/27/2023		01:16	0-0	.000	0-0	.000	0-0	.000	0	0	0	0.4	0	0	0	0	0	0	0	0.0
Totals			0 04:59	0-0	.000	0-0	.000	0-0	.000	0	2	2	0.4	0	0	0	0	0	0	0	0 0.0

CAREER STATISTICS

HAERTLE, Luke

SEASON	TEAM	GP-GS	MIN/AVG	Field Goals		3-Point		F-Throws		Rebounds				Scoring							
				FG-FGA	FG%	3FG-3FGA	3FG%	FT-FTA	FT%	OFF	DEF	TOT	AVG	PF-FO	A	TO	BLK	STL	PTS	AVG	
2023-24	Wisc	5-0	5/1.0	0-0	.000	0-0	.000	0-0	.000	0	2	2	0.4	0-0	0	0	0	0	0	0	0 0.0
TOTAL		5-0	5/1.0	0-0	.000	0-0	.000	0-0	.000	0	2	2	0.4	0-0	0	0	0	0	0	0	0 0.0

14 | CARTER GILMORE

Junior | Forward | 6-7 | 232
Hartland, Wis. | Arrowhead



X/Twitter: @CarterGilmore03 | Instagram: @cartergilmore_

GET TO KNOW CARTER

A 6-foot-7 forward from Hartland, Wisconsin, Carter Gilmore is now in his fourth season with Wisconsin. Gilmore played in 35 games, including three starts, last season for the Badgers, averaging 12.9 minutes per game as a key rotation player. A preferred walk-on who has since earned a scholarship, Gilmore scored a career-high eight points in a game at Iowa last season. Gilmore was a standout in-state recruit at Arrowhead, where he finished as the all-time leading scorer (1,565 points) and led Arrowhead to a program-best record of 23-1 and a regional championship his senior season.

INDIVIDUAL BENCHMARKS

	SEASON	CAREER
GP/GS:	6/0	72/3
5+ POINTS:	--	8
10+ POINTS:	--	--
5+ REBOUNDS:	--	7
LED UW IN PTS:	--	--
LED UW IN REB:	--	--

MISCELLANEOUS STATISTICS

- Last 20+ pt game: --
- Last 30+ pt game: --

TOP PERFORMANCES

- vs. #24 Virginia (11/20/23): Had 4 points (2-2 FG) and 4 rebounds in 13 minutes off the bench in a win.
- at Iowa (11/12/22): Scored a career high 8 points, plus 4 rebounds off the bench in a win at Iowa.
- vs #13 Maryland (12/6/22): Tallied 7 points, 3 rebounds, 1 assist and 1 block in a win.

SEASON HIGHS

POINTS: 4 (2x) MR vs. Virginia (11/20/23)
FIELD GOALS: 2 vs. Virginia (11/20/23)
FG ATTEMPTS: 2 (3x) MR vs. Virginia (11/20/23)
3-POINT FGs: --
3-POINT FGAS: 1 at Providence (11/14/23)
FREE THROWS: 2 vs. Arkansas State (11/6/23)
FT ATTEMPTS: 2 vs. Arkansas State (11/6/23)
REBOUNDS: 4 (2x) MR vs. Virginia (11/20/23)
ASSISTS: 1 at Providence (11/14/23)
BLOCKS: --
STEALS: --
MINUTES: 13 (3x) MR vs. Virginia (11/20/23)

CAREER HIGHS

POINTS: 8 at Iowa (12/11/22)
FIELD GOALS: 4 at Iowa (12/11/22)
FG ATTEMPTS: 7 at Iowa (12/11/22)
3-POINT FGs: 1 (5x) MR vs. Illinois (1/28/23)
3-POINT FGAS: 3 (2x) MR vs. Iowa (2/22/23)
FREE THROWS: 2 (6x) MR vs. Arkansas St (11/6/23)
FT ATTEMPTS: 5 vs. Maryland (12/6/22)
REBOUNDS: 7 at Illinois (1/7/23)
ASSISTS: 3 (3x) MR at Oregon (3/21/23)
BLOCKS: 2 vs. Bradley (3/14/23)
STEALS: 2 (2x) MR vs. Kansas (11/24/22)
MINUTES: 33 at Indiana (1/14/23)

GAME-BY-GAME STATISTICS

#14 GILMORE, Carter

Opponent	Date	GS	MIN	Total		3-Pointers		Free throws		Rebounds			PF	A	TO	BLK	STL	PTS	AVG	
				FG-FGA	PCT	3FG-3FGA	PCT	FT-FTA	PCT	OFF	DEF	TOT								AVG
Arkansas St.	11/06/2023		12:40	1-2	.500	0-0	.000	2-2	1.000	1	3	4	4.0	4	0	1	0	0	4	4.0
Tennessee	11/10/2023		06:13	1-1	1.000	0-0	.000	0-1	.000	0	0	0	2.0	1	0	0	0	0	2	3.0
at Providence	11/14/2023		12:57	1-2	.500	0-1	.000	0-0	.000	0	2	2	2.0	3	1	1	0	0	2	2.7
Robert Morris	11/17/2023		11:41	0-0	.000	0-0	.000	0-0	.000	0	1	1	1.8	2	0	0	0	0	0	2.0
vs Virginia	11/20/2023		13:25	2-2	1.000	0-0	.000	0-0	.000	1	3	4	2.2	0	0	1	0	0	4	2.4
vs SMU	11/22/2023		13:24	0-0	.000	0-0	.000	0-0	.000	0	0	0	1.8	0	0	0	0	0	0	2.0
Totals		0	70:20	5-7	.714	0-1	.000	2-3	.667	2	9	11	1.8	10	1	3	0	0	12	2.0

CAREER STATISTICS

GILMORE, Carter

SEASON	TEAM	GP-GS	MIN	Field Goals		3-Point		F-Throws		Rebounds			Scoring							
				FG-FGA	FG%	3FG-3FGA	3FG%	FT-FTA	FT%	OFF	DEF	TOT	AVG	PF-FO	A	TO	BLK	STL	PTS	AVG
2020-21	Wisc	9-0	16/1.8	1-5	.200	0-4	.000	0-0	.000	0	3	3	0.3	2-0	0	0	0	0	2	0.2
2021-22	Wisc	22-0	172/7.8	7-27	.259	1-13	.077	4-7	.571	6	16	22	1.0	20-0	8	2	4	2	19	0.9
2022-23	Wisc	35-3	659/18.8	37-91	.407	5-26	.192	12-27	.444	37	50	87	2.5	71-0	33	12	6	19	91	2.6
2023-24	Wisc	6-0	70/11.7	5-7	.714	0-1	.000	2-3	.667	2	9	11	1.8	10-0	1	3	0	0	12	2.0
TOTAL		72-3	917/12.7	50-130	.385	6-44	.136	18-37	.486	45	78	123	1.7	103-0	42	17	10	21	124	1.7

15 | ISAAC GARD

Sophomore | Guard | 6-2 | 165
Oregon, Wis. | Oregon



X/Twitter: @gardo1214 | Instagram: @isaacggard

GET TO KNOW ISAAC

Isaac Gard joined the Badgers as a walk-on and begins his second season with the Badgers in 2023-24. The sophomore guard from Oregon, Wisconsin appeared in five games last season. He recorded his first career minutes as a Badger in a win vs. South Dakota. As a senior at Oregon High School, he started all 14 games and averaged 9.6 points per game while shooting 39 percent from 3-point range. A three-year letterwinner in basketball, Gard was also a two-year participant in baseball. Gard's father, Greg, is the current head coach of the Wisconsin men's basketball team.

HONORS

- Academic All-Big Ten (2023)

INDIVIDUAL BENCHMARKS

	SEASON	CAREER
GP/GS:	3/0	8/0
5+ POINTS:	--	--
5+ REBOUNDS:	--	--
10+ MIN PLAYED:	--	--

MISCELLANEOUS STATISTICS

- Last 20+ pt game: --
- Last 30+ pt game: --

TOP PERFORMANCES

- South Dakota (11/7/22): Played 1 minute off the bench, his first career playing time at Wisconsin.

SEASON HIGHS

POINTS: --
 FIELD GOALS: --
 FG ATTEMPTS: 1 vs. Arkansas State (11/6/23)
 3-POINT FGS: --
 3-POINT FGAS: --
 FREE THROWS: --
 FT ATTEMPTS: --
 REBOUNDS: --
 ASSISTS: --
 BLOCKS: --
 STEALS: --
 MINUTES: 1 (3x) MR vs. Western Ill (11/27/23)

CAREER HIGHS

POINTS: --
 FIELD GOALS: --
 FG ATTEMPTS: 1 vs. Arkansas State (11/6/23)
 3-POINT FGS: --
 3-POINT FGAS: 1 vs. Lehigh (12/15/22)
 FREE THROWS: --
 FT ATTEMPTS: --
 REBOUNDS: --
 ASSISTS: --
 BLOCKS: --
 STEALS: --
 MINUTES: 2 vs. Lehigh (12/15/22)

GAME-BY-GAME STATISTICS

#15 GARD, Isaac

Opponent	Date	GS	MIN	Total		3-Pointers		Free throws		Rebounds				Scoring					
				FG-FGA	PCT	3FG-3FGA	PCT	FT-FTA	PCT	OFF	DEF	TOT	AVG	PF	A	TO	BLK	STL	PTS
Arkansas St.	11/06/2023		00:58	0-1	.000	0-0	.000	0-0	.000	0	0	0	0.0	0	0	0	0	0	0.0
vs Virginia	11/20/2023		00:43	0-0	.000	0-0	.000	0-0	.000	0	0	0	0.0	0	0	0	0	0	0.0
Western Ill.	11/27/2023		01:16	0-0	.000	0-0	.000	0-0	.000	0	0	0	0.0	0	0	0	0	0	0.0
Totals		0	02:56	0-1	.000	0-0	.000	0-0	.000	0	0	0	0.0	0	0	0	0	0	0.0

CAREER STATISTICS

GARD, Isaac

SEASON	TEAM	GP-GS	MIN/AVG	Field Goals		3-Point		F-Throws		Rebounds				Scoring					
				FG-FGA	FG%	3FG-3FGA	3FG%	FT-FTA	FT%	OFF	DEF	TOT	AVG	PF-FO	A	TO	BLK	STL	PTS
2022-23	Wisc	5-0	5/0.9	0-1	.000	0-1	.000	0-0	.000	0	0	0	0.0	1-0	0	0	0	0	0.0
2023-24	Wisc	3-0	3/1.0	0-1	.000	0-0	.000	0-0	.000	0	0	0	0.0	0-0	0	0	0	0	0.0
TOTAL		8-0	7/0.9	0-2	.000	0-1	.000	0-0	.000	0	0	0	0.0	1-0	0	0	0	0	0.0

21 | CHRIS HODGES

Sophomore | Forward | 6-9 | 250
Schaumburg, Ill. | Schaumburg



X/Twitter: @chrishodges35 | Instagram: @chrishodges35

GET TO KNOW CHRIS

Chris Hodges made his debut for the Badgers last season, playing in 14 games for Wisconsin. He scored his first points at UW against Michigan State. The 6-foot-9 forward from Schaumburg, Illinois, played at Schaumburg High School, where he was named the 2019 Mid-Suburban League West Player of the Year as a junior. Earning Second-Team Class 4A All-State honors, as well as MSL all-conference and all-area awards in 2019, Hodges led Schaumburg to a 25-7 record his junior year, the MSL championship, and helped the team advance to the regional finals. He averaged 15.5 points (69.8% FG), 8.0 rebounds and 2.0 blocks per game as a junior. As a sophomore in 2018, he led Schaumburg to a regional championship averaging 16 points, 5.2 rebounds and 2 blocks per game.

INDIVIDUAL BENCHMARKS

	SEASON	CAREER
GP/GS:	3/0	17/0
5+ POINTS:	--	--
5+ REBOUNDS:	--	--
LED UW IN PTS:	--	--
LED UW IN REB:	--	--

MISCELLANEOUS STATISTICS

- Last 20+ pt game: --
- Last 30+ pt game: --

TOP PERFORMANCES

- **South Dakota (11/7/22):** Played 6 minutes off the bench, his first career minutes at Wisconsin.

SEASON HIGHS

POINTS: --
 FIELD GOALS: --
 FG ATTEMPTS: 1 vs. Western Illinois (11/27/23)
 3-POINT FGS: --
 3-POINT FGAS: --
 FREE THROWS: --
 FT ATTEMPTS: --
 REBOUNDS: 1 vs. Western Illinois (11/27/23)
 ASSISTS: --
 BLOCKS: 1 vs. Arkansas State (11/6/23)
 STEALS: --
 MINUTES: 3 vs. Western Illinois (11/27/23)

CAREER HIGHS

POINTS: 2 vs Michigan St. (1/10/23)
 FIELD GOALS: 1 vs Michigan St. (1/10/23)
 FG ATTEMPTS: 1 (3x) MR at Maryland (1/25/23)
 3-POINT FGS: --
 3-POINT FGAS: --
 FREE THROWS: --
 FT ATTEMPTS: --
 REBOUNDS: 1 (3x) MR at Indiana (1/14/23)
 ASSISTS: --
 BLOCKS: 1 (2x) MR vs. Arkansas St (11/6/23)
 STEALS: --
 MINUTES: 6 vs. South Dakota (11/7/22)

GAME-BY-GAME STATISTICS

#21 HODGES, Chris

Opponent	Date	GS	MIN	Total		3-Pointers		Free throws		Rebounds				Other						
				FG-FGA	PCT	3FG-3FGA	PCT	FT-FTA	PCT	OFF	DEF	TOT	AVG	PF	A	TO	BLK	STL	PTS	AVG
Arkansas St.	11/06/2023		02:00	0-0	.000	0-0	.000	0-0	.000	0	0	0	0.0	0	0	0	1	0	0	0.0
vs Virginia	11/20/2023		01:03	0-0	.000	0-0	.000	0-0	.000	0	0	0	0.0	0	0	0	0	0	0	0.0
Western Ill.	11/27/2023		02:45	0-1	.000	0-0	.000	0-0	.000	0	1	1	0.3	0	0	0	0	0	0	0.0
Totals		0	05:48	0-1	.000	0-0	.000	0-0	.000	0	1	1	0.3	0	0	0	1	0	0	0.0

CAREER STATISTICS

HODGES, Chris

SEASON	TEAM	GP-GS	MIN/AVG	Field Goals		3-Point		F-Throws		Rebounds				Scoring						
				FG-FGA	FG%	3FG-3FGA	3FG%	FT-FTA	FT%	OFF	DEF	TOT	AVG	PF-FO	A	TO	BLK	STL	PTS	AVG
2022-23	Wisc	14-0	30/2.2	1-3	.333	0-0	.000	0-0	.000	2	1	3	0.2	3-0	0	0	1	0	2	0.1
2023-24	Wisc	3-0	6/1.9	0-1	.000	0-0	.000	0-0	.000	0	1	1	0.3	0-0	0	0	1	0	0	0.0
TOTAL		17-0	36/2.1	1-4	.250	0-0	.000	0-0	.000	2	2	4	0.2	3-0	0	0	2	0	2	0.1

22 | STEVEN CROWL

Junior | Forward | 7-0 | 247
Eagan, Minn. | Eastview



X/Twitter: @steven_crowl | Instagram: @stevencrowl

GET TO KNOW STEVEN

The development of Steven Crowl has seen an upward trajectory over his career at Wisconsin. The big man averaged 0.7 points per game as a freshman, 8.8 points per contest as a sophomore, and finished last season at 12.1 points per game in a starring role for the Badgers. Crowl developed into a leading contributor for UW last season, ranked second in scoring (12.1 ppg), first in rebounds (6.9 rpg) and second in assists (2.5 apg). A talented passer, Crowl was one of only two 7-footers in the nation last season to average at least 2.5 assists per game. Crowl scored 20-plus points in five games last season, headlined by a career-high 36 points in Wisconsin's first-round NIT win over Bradley.

HONORS

- Academic All-Big Ten (2x) - 2022, 2023

INDIVIDUAL BENCHMARKS

	SEASON	CAREER
GP/GS:	7/7	87/75
10+ POINTS:	4	36
20+ POINTS:	--	7
10+ REBOUNDS:	2	9
DOUBLE-DOUBLES:	2	6
LED UW IN PTS:	1	12
LED UW IN REB:	4	28

MISCELLANEOUS STATISTICS

- Last 20+ pt game: 36 vs. Bradley (3/14/23)
- Last 30+ pt game: 36 vs. Bradley (3/14/23)

TOP PERFORMANCES

- vs #24 Virginia (11/20/23):** Tallied a double-double with a team-high 15 pts, 10 reb, plus 2 ast and 1 blk.
- vs Robert Morris (11/17/23):** Finished with 16 points (7-9 FG) and 8 rebounds in 31 minutes.
- vs Bradley (3/14/23):** Exploded for a career high 36 points in an NIT win vs. Bradley at the Kohl Center.

SEASON HIGHS

POINTS: 16 vs. Robert Morris (11/17/23)
FIELD GOALS: 7 (2x) MR vs. Virginia (11/20/23)
FG ATTEMPTS: 10 vs. Virginia (11/20/23)
3-POINT FGS: 1 (3x) MR vs. Western Ill (11/27/23)
3-POINT FGAS: 2 vs. Tennessee (11/10/23)
FREE THROWS: 5 vs. Tennessee (11/10/23)
FT ATTEMPTS: 6 (3x) MR vs. Robert Morris (11/17/23)
REBOUNDS: 11 vs. Western Illinois (11/27/23)
ASSISTS: 4 vs. Arkansas State (11/6/23)
BLOCKS: 1 (3x) MR vs. Virginia (11/20/23)
STEALS: 2 vs. Western Illinois (11/27/23)
MINUTES: 32 vs. SMU (11/22/23)

CAREER HIGHS

POINTS: 36 vs. Bradley (3/14/23)
FIELD GOALS: 12 vs. Bradley (3/14/23)
FG ATTEMPTS: 18 at Illinois (1/7/23)
3-POINT FGS: 5 vs. Bradley (3/14/23)
3-POINT FGAS: 7 (2x) MR vs. Bradley (3/14/23)
FREE THROWS: 7 vs. Bradley (3/14/23)
FT ATTEMPTS: 7 (2x) MR vs. Bradley (3/14/23)
REBOUNDS: 12 (2x) MR vs. Michigan (2/14/23)
ASSISTS: 7 (2x) MR at Iowa (12/11/22)
BLOCKS: 3 vs. Stanford (11/11/22)
STEALS: 2 (2x) MR vs. Western Ill (11/27/23)
MINUTES: 40 at Nebraska (2/11/23)

GAME-BY-GAME STATISTICS

#22 CROWL, Steven

Opponent	Date	GS	MIN	Total		3-Pointers		Free throws		Rebounds				PF	A	TO	BLK	STL	PTS	AVG	
				FG-FGA	PCT	3FG-3FGA	PCT	FT-FTA	PCT	OFF	DEF	TOT	AVG								
Arkansas St.	11/06/2023	*	18:29	3-4	.750	0-0	.000	3-6	.500	0	3	3	3.0	4	4	1	0	0	9	9.0	
Tennessee	11/10/2023	*	25:40	4-9	.444	1-2	.500	5-6	.833	3	6	9	6.0	3	1	1	1	0	14	11.5	
at Providence	11/14/2023	*	28:28	1-5	.200	0-1	.000	2-2	1.000	5	1	6	6.0	2	2	2	0	1	4	9.0	
Robert Morris	11/17/2023	*	31:11	7-9	.778	0-0	.000	2-6	.333	4	4	8	6.5	2	1	1	1	16	10.8		
vs Virginia	11/20/2023	*	27:38	7-10	.700	1-1	1.000	0-0	.000	4	6	10	7.2	0	2	3	1	0	15	11.6	
vs SMU	11/22/2023	*	31:55	2-4	.500	0-0	.000	1-1	1.000	4	4	8	7.3	4	2	2	0	1	5	10.5	
Western Ill.	11/27/2023	*	29:49	5-7	.714	1-1	1.000	2-2	1.000	5	6	11	7.9	2	3	2	0	2	13	10.9	
Totals			7	193:11	29-48	.604	3-5	.600	15-23	.652	25	30	55	7.9	17	15	12	3	5	76	10.9

CAREER STATISTICS

CROWL, Steven

SEASON	TEAM	GP-GS	MIN/AVG	Field Goals		3-Point		F-Throws		Rebounds				Scoring						
				FG-FGA	FG%	3FG-3FGA	3FG%	FT-FTA	FT%	OFF	DEF	TOT	AVG	PF-FO	A	TO	BLK	STL	PTS	AVG
2020-21	Wisc	12-0	36/3.0	4-8	.500	0-1	.000	0-0	.000	4	5	9	0.8	9-0	2	3	1	0	8	0.7
2021-22	Wisc	33-33	834/25.3	114-230	.496	26-82	.317	36-45	.800	48	96	144	4.4	84-1	48	31	9	9	290	8.8
2022-23	Wisc	35-35	1071/30.6	173-339	.510	27-88	.307	52-82	.634	53	190	243	6.9	74-0	86	56	17	12	425	12.1
2023-24	Wisc	7-7	193/27.6	29-48	.604	3-5	.600	15-23	.652	25	30	55	7.9	17-0	15	12	3	5	76	10.9
TOTAL		87-75	2134/24.5	320-625	.512	56-176	.318	103-150	.687	130	321	451	5.2	184-1	151	102	30	26	799	9.2

23 | CHUCKY HEPBURN

Junior | Guard | 6-2 | 195
Omaha, Neb. | Bellevue West



X/Twitter: @ChuckyHepburn | Instagram: @chucky.hepburn

GET TO KNOW CHUCKY

Chucky Hepburn, an All-Big Ten Freshman in his debut season and a honorable mention league honoree as a sophomore, continues to elevate his game for the Badgers. Leading Wisconsin with 2.8 assists per game last season, Hepburn's steady leadership has anchored Wisconsin's lineup since he stepped in as a starter immediately as a freshman (started all 68 games his first two seasons). Hepburn improved his 3-point shooting drastically last season, ranking among the Big Ten's best shooting 39.4 percent from distance. Defensively, Hepburn ranked top five in the Big Ten averaging 1.5 steals per game in 2022-23. He is most-known for his game-winning 3-pointer as a freshman to defeat Purdue and clinch the 2022 Big Ten Championship, but he's continued to make clutch plays on both ends of the floor including five game-clinching steals in the final 30 seconds of UW's wins last season.

HONORS

- 2023 All-Big Ten Honorable Mention
- 2022 Big Ten All-Freshman Team

INDIVIDUAL BENCHMARKS

	SEASON	CAREER
GP/GS:	7/7	75/75
10+ POINTS:	5	40
20+ POINTS:	1	4
4+ 3FGS:	--	5
5+ ASSISTS:	3	14
LED UW IN PTS:	2	13
LED UW IN AST:	4	36

MISCELLANEOUS STATISTICS

- Last 20+ pt game: 20 vs. Arkansas St (11/6/23)
- Last 30+ pt game: --

TOP PERFORMANCES

- vs SMU (11/22/23): Scored all 10 of his points in final 4:36 of championship game victory.
- vs Robert Morris (11/17/23): All-around game included 10 points, 5 assists, 4 rebounds and 3 steals.
- vs Liberty (3/19/23): Scored a career high 27 points in an NIT win over Liberty.
- vs Purdue (3/1/22): Banked in the game-winning 3-pointer with 1.2 seconds remaining to clinch the Big Ten regular season title for UW; 17 pts (4-6 3FG).

SEASON HIGHS

POINTS: 20 vs. Arkansas State (11/6/23)
FIELD GOALS: 7 vs. Arkansas State (11/6/23)
FG ATTEMPTS: 10 (3x) MR vs. Robert Morris (11/17/23)
3-POINT FGS: 2 (2x) MR vs. SMU (11/22/23)
3-POINT FGAS: 5 vs. Robert Morris (11/17/23)
FREE THROWS: 4 (2x) MR at Providence (11/14/23)
FT ATTEMPTS: 5 vs. Arkansas State (11/6/23)
REBOUNDS: 4 (2x) MR vs. Robert Morris (11/17/23)
ASSISTS: 6 (2x) MR vs. Virginia (11/20/23)
BLOCKS: --
STEALS: 3 (2x) MR vs. Robert Morris (11/17/23)
MINUTES: 36 vs. Tennessee (11/10/23)

CAREER HIGHS

POINTS: 27 vs. Liberty (3/19/23)
FIELD GOALS: 9 vs. Liberty (3/19/23)
FG ATTEMPTS: 21 at Nebraska (2/11/23)
3-POINT FGS: 6 vs. Wake Forest (11/29/22)
3-POINT FGAS: 12 (2x) MR at Nebraska (2/11/23)
FREE THROWS: 9 vs. Liberty (3/19/23)
FT ATTEMPTS: 11 vs. Liberty (3/19/23)
REBOUNDS: 7 vs. Green Bay (11/15/22)
ASSISTS: 7 at Illinois (1/7/23)
BLOCKS: 2 vs. Indiana (12/8/21)
STEALS: 5 vs. Minnesota (1/3/23)
MINUTES: 42 at Nebraska (2/11/23)

GAME-BY-GAME STATISTICS

#23 HEPBURN, Chucky

Opponent	Date	GS	MIN	Total		3-Pointers		Free throws		Rebounds				PF	A	TO	BLK	STL	PTS	AVG	
				FG-FGA	PCT	3FG-3FGA	PCT	FT-FTA	PCT	OFF	DEF	TOT	AVG								
Arkansas St.	11/06/2023	*	30:28	7-10	.700	2-3	.667	4-5	.800	0	1	1	1.0	0	6	2	0	3	20	20.0	
Tennessee	11/10/2023	*	35:36	5-9	.556	1-4	.250	2-2	1.000	2	2	4	2.5	4	1	2	0	1	13	16.5	
at Providence	11/14/2023	*	29:20	2-10	.200	0-3	.000	4-4	1.000	1	2	3	2.7	2	0	2	0	8	13.7		
Robert Morris	11/17/2023	*	34:35	4-10	.400	1-5	.200	1-2	.500	0	4	4	3.0	1	5	3	0	3	10	12.8	
vs Virginia	11/20/2023	*	29:30	1-8	.125	1-4	.250	0-0	.000	0	0	0	2.4	2	6	0	0	1	3	10.8	
vs SMU	11/22/2023	*	28:24	3-8	.375	2-4	.500	2-3	.667	1	1	2	2.3	0	1	1	0	1	10	10.7	
Western Ill.	11/27/2023	*	30:13	6-9	.667	1-3	.333	0-0	.000	0	2	2	2.3	1	2	1	0	0	13	11.0	
Totals			7	218:05	28-64	.438	8-26	.308	13-16	.813	4	12	16	2.3	10	21	11	0	9	77	11.0

CAREER STATISTICS

HEPBURN, Chucky

SEASON	TEAM	GP-GS	MIN	AVG	Field Goals		3-Point		F-Throws		Rebounds				Scoring						
					FG-FGA	FG%	3FG-3FGA	3FG%	FT-FTA	FT%	OFF	DEF	TOT	AVG	PF-FO	A	TO	BLK	STL	PTS	AVG
2021-22	Wisc	33-33	1022	31.0	92-237	.388	39-112	.348	39-56	.696	7	63	70	2.1	70-0	77	39	5	36	262	7.9
2022-23	Wisc	35-35	1124	32.1	152-403	.377	68-168	.405	56-78	.718	16	83	99	2.8	75-0	99	52	2	52	428	12.2
2023-24	Wisc	7-7	218	31.2	28-64	.438	8-26	.308	13-16	.813	4	12	16	2.3	10-0	21	11	0	9	77	11.0
TOTAL		75-75	2363	31.5	272-704	.386	115-306	.376	108-150	.720	27	158	185	2.5	155-0	197	102	7	97	767	10.2

25 | JOHN BLACKWELL

Freshman | Guard | 6-4 | 194
Highland Park, Mich. | Brother Rice



X/Twitter: @_Johnblackwell1 | Instagram: @thejohnblackwell

GET TO KNOW JOHN

Three-star recruit from Bloomfield Hills, Michigan ranked as the 26th-best combo guard in the nation and the third-best prospect in the state of Michigan. As a junior at Brother Rice High School, he averaged 13 points, five rebounds and four assists per game while shooting 49 percent from beyond the arc – the highest 3-point shooting percentage in Michigan that season. John's father, Glynn Blackwell, played four seasons at Illinois (1984-88) at shooting guard, playing in 106 games (57 starts) for the Illini where he averaged 12.1 points per game as a senior.

INDIVIDUAL BENCHMARKS

	SEASON	CAREER
GP/GS:	7/0	7/0
5+ POINTS:	6	6
10+ POINTS:	5	5
LED UW IN PTS:	1	1
LED UW IN 3FG:	2	2
10+ MIN PLAYED:	6	6

MISCELLANEOUS STATISTICS

- Last 20+ pt game: --
- Last 30+ pt game: --

TOP PERFORMANCES

- vs Virginia (11/20/23):** Had 10 points in 18 minutes off the bench, including team-high 2 triples (2-3 3FG).
- vs Robert Morris (11/17/23):** Career high 18 points (4-5 FG, 2-3 3FG, 8-10 FT) in 18 minutes off bench.
- at Providence (11/14/23):** Scored 11 points off of the bench, plus 5 rebounds, in 25 minutes.
- vs Arkansas State (11/6/23):** Made his debut as a Badger, scoring 12 points (3-3 FG, 1-1 3FG, 5-7 FT) plus 4 rebounds playing 15 minutes off the bench.

SEASON HIGHS

POINTS: 18 vs. Robert Morris (11/17/23)
FIELD GOALS: 5 at Providence (11/14/23)
FG ATTEMPTS: 10 at Providence (11/14/23)
3-POINT FGS: 2 (2x) MR vs. Virginia (11/20/23)
3-POINT FGAS: 3 (4x) MR vs. SMU (11/22/23)
FREE THROWS: 8 vs. Robert Morris (11/17/23)
FT ATTEMPTS: 10 vs. Robert Morris (11/17/23)
REBOUNDS: 9 vs. SMU (11/22/23)
ASSISTS: 2 vs. SMU (11/22/23)
BLOCKS: --
STEALS: 2 vs. Robert Morris (11/17/23)
MINUTES: 25 at Providence (11/14/23)

CAREER HIGHS

POINTS: 18 vs. Robert Morris (11/17/23)
FIELD GOALS: 5 at Providence (11/14/23)
FG ATTEMPTS: 10 at Providence (11/14/23)
3-POINT FGS: 2 (2x) MR vs. Virginia (11/20/23)
3-POINT FGAS: 3 (4x) MR vs. SMU (11/22/23)
FREE THROWS: 8 vs. Robert Morris (11/17/23)
FT ATTEMPTS: 10 vs. Robert Morris (11/17/23)
REBOUNDS: 9 vs. SMU (11/22/23)
ASSISTS: 2 vs. SMU (11/22/23)
BLOCKS: --
STEALS: 2 vs. Robert Morris (11/17/23)
MINUTES: 25 at Providence (11/14/23)

GAME-BY-GAME STATISTICS

#25 BLACKWELL, John

Opponent	Date	GS	MIN	Total		3-Pointers		Free throws		Rebounds				PF	A	TO	BLK	STL	PTS	AVG
				FG-FGA	PCT	3FG-3FGA	PCT	FT-FTA	PCT	OFF	DEF	TOT	AVG							
Arkansas St.	11/06/2023		15:06	3-3	1.000	1-1	1.000	5-7	.714	1	3	4	4.0	0	0	1	0	1	12	12.0
Tennessee	11/10/2023		09:23	0-2	.000	0-0	.000	0-0	.000	0	0	0	2.0	0	0	0	0	0	0	6.0
at Providence	11/14/2023		25:25	5-10	.500	1-3	.333	0-0	.000	2	3	5	3.0	1	0	0	0	0	11	7.7
Robert Morris	11/17/2023		18:00	4-5	.800	2-3	.667	8-10	.800	0	2	2	2.8	2	1	0	0	2	18	10.3
vs Virginia	11/20/2023		17:45	2-7	.286	2-3	.667	4-4	1.000	1	3	4	3.0	2	0	0	0	0	10	10.2
vs SMU	11/22/2023		22:09	3-8	.375	0-3	.000	4-4	1.000	3	6	9	4.0	1	2	2	0	1	10	10.2
Western Ill.	11/27/2023		18:06	2-3	.667	1-1	1.000	0-0	.000	0	0	0	3.4	2	0	0	0	0	5	9.4
Totals		0	125:55	19-38	.500	7-14	.500	21-25	.840	7	17	24	3.4	8	3	3	0	4	66	9.4

CAREER STATISTICS

BLACKWELL, John

SEASON	TEAM	GP-GS	MIN	Field Goals		3-Point		F-Throws		Rebounds				Scoring						
				FG-FGA	FG%	3FG-3FGA	3FG%	FT-FTA	FT%	OFF	DEF	TOT	AVG	PF	FO	A	TO	BLK	STL	PTS
2023-24	Wisc	7-0	126/18.0	19-38	.500	7-14	.500	21-25	.840	7	17	24	3.4	8-0	3	3	0	4	66	9.4
TOTAL		7-0	126/18.0	19-38	.500	7-14	.500	21-25	.840	7	17	24	3.4	8-0	3	3	0	4	66	9.4

31 | NOLAN WINTER

Freshman | Forward | 6-11 | 220
Lakeville, Minn. | Lakeville North



X/Twitter: @NolanWinter5 | Instagram: @nolan_winter31

GET TO KNOW NOLAN

Nolan Winter committed to Wisconsin and continued not only a family athletic legacy at the collegiate level, but also carried on a line of Lakeville North Badgers. The 6-foot-11 forward ranked as the No. 2 recruit in the state of Minnesota, according to 247 Sports. Winter played basketball at Lakeville North, the same high school program that current senior forward Tyler Wahl and former forward Nate Reuvers attended. The 6-foot-10 senior forward averaged 23.4 points and 11.6 rebounds per game while shooting 64.1 percent from the field and led the Panthers to a 28-4 record and the Class AAAA state semifinals. He was named the 2022-23 Gatorade State Player of the Year, while also earning player of the year honors from the Associated Press, MaxPreps and East Metro. Nolan's father, Trevor, played Big Ten basketball as a 7-foot center on Minnesota's 1997 Final Four team, and Nolan's mother, Heidi, played volleyball for the Gophers.

INDIVIDUAL BENCHMARKS

	SEASON	CAREER
GP/GS:	7/0	7/0
5+ POINTS:	1	1
10+ POINTS:	--	--
5+ REBOUNDS:	1	1
10+ REBOUNDS:	--	--
LED UW IN PTS:	--	--
LED UW IN REB:	1	1
10+ MIN PLAYED:	4	4

MISCELLANEOUS STATISTICS

- Last 20+ pt game: --
- Last 30+ pt game: --

TOP PERFORMANCES

- vs Arkansas State (11/6/23): Made his debut as a Badger, scoring 6 points and grabbing a team-high 7 rebounds in 14 minutes off the bench.

SEASON HIGHS

POINTS: 6 vs. Arkansas State (11/6/23)
FIELD GOALS: 3 vs. Arkansas State (11/6/23)
FG ATTEMPTS: 3 (3x) MR vs. Virginia (11/20/23)
3-POINT FGS: 1 (2x) MR vs. Virginia (11/20/23)
3-POINT FGAS: 2 (2x) MR vs. Virginia (11/20/23)
FREE THROWS: 3 vs. Western Illinois (11/27/23)
FT ATTEMPTS: 4 vs. Western Illinois (11/27/23)
REBOUNDS: 7 vs. Arkansas State (11/6/23)
ASSISTS: 1 (2x) MR vs. Robert Morris (11/17/23)
BLOCKS: --
STEALS: 1 (2x) MR vs. Virginia (11/20/23)
MINUTES: 15 vs. Arkansas State (11/6/23)

CAREER HIGHS

POINTS: 6 vs. Arkansas State (11/6/23)
FIELD GOALS: 3 vs. Arkansas State (11/6/23)
FG ATTEMPTS: 3 (3x) MR vs. Virginia (11/20/23)
3-POINT FGS: 1 (2x) MR vs. Virginia (11/20/23)
3-POINT FGAS: 2 (2x) MR vs. Virginia (11/20/23)
FREE THROWS: 3 vs. Western Illinois (11/27/23)
FT ATTEMPTS: 4 vs. Western Illinois (11/27/23)
REBOUNDS: 7 vs. Arkansas State (11/6/23)
ASSISTS: 1 (2x) MR vs. Robert Morris (11/17/23)
BLOCKS: --
STEALS: 1 (2x) MR vs. Virginia (11/20/23)
MINUTES: 15 vs. Arkansas State (11/6/23)

GAME-BY-GAME STATISTICS

#31 WINTER, Nolan

Opponent	Date	GS	MIN	Total		3-Pointers		Free throws		Rebounds				PF	A	TO	BLK	STL	PTS	AVG
				FG-FGA	PCT	3FG-3FGA	PCT	FT-FTA	PCT	OFF	DEF	TOT	AVG							
Arkansas St.	11/06/2023		14:31	3-3	1.000	0-0	.000	0-1	.000	2	5	7	7.0	1	0	0	0	1	6	6.0
Tennessee	11/10/2023		12:21	1-3	.333	0-2	.000	0-0	.000	1	0	1	4.0	0	1	0	0	0	2	4.0
at Providence	11/14/2023		05:56	1-2	.500	1-1	1.000	0-0	.000	2	0	2	3.3	2	0	0	0	1	3	3.7
Robert Morris	11/17/2023		06:28	0-1	.000	0-0	.000	0-0	.000	1	1	2	3.0	0	1	0	0	0	0	2.8
vs Virginia	11/20/2023		11:19	1-3	.333	1-2	.500	0-0	.000	1	2	3	3.0	0	0	0	0	1	3	2.8
vs SMU	11/22/2023		07:34	1-2	.500	0-1	.000	0-0	.000	0	1	1	2.7	0	0	1	0	0	2	2.7
Western Ill.	11/27/2023		10:11	0-1	.000	0-1	.000	3-4	.750	1	0	1	2.4	2	0	1	0	0	3	2.7
Totals			0 68:20	7-15	.467	2-7	.286	3-5	.600	8	9	17	2.4	5	2	2	0	3	19	2.7

CAREER STATISTICS

WINTER, Nolan

SEASON	TEAM	GP-GS	MIN/AVG	Field Goals		3-Point		F-Throws		Rebounds				Scoring						
				FG-FGA	FG%	3FG-3FGA	3FG%	FT-FTA	FT%	OFF	DEF	TOT	AVG	PF-FO	A	TO	BLK	STL	PTS	AVG
2023-24	Wisc	7-0	68/9.8	7-15	.467	2-7	.286	3-5	.600	8	9	17	2.4	5-0	2	2	0	3	19	2.7
TOTAL		7-0	68/9.8	7-15	.467	2-7	.286	3-5	.600	8	9	17	2.4	5-0	2	2	0	3	19	2.7

34 | GUS YALDEN

Freshman | Forward | 6-9 | 245
Appleton, Wis. | La Lumiere (Indiana)



X/Twitter: @gusbus2023 | Instagram: @gus.bus.19

GET TO KNOW GUS

Four-star big man Gus Yalden, a native of Appleton, Wisconsin, returns home to play for his home state Badgers. The 6-foot-9 forward ranked as the 17th best center in the country for his class, according to 247 Sports. Yalden attended IMG Academy (Bradenton, Fla.) and the Asheville School (Asheville, N.C.) during his sophomore and junior years before landing at La Lumiere (La Porte, Ind.) for his senior year. Yalden helped La Lumiere finish 18-10 in the National Interscholastic Basketball Conference (NIBC), which is considered to be one of the toughest conferences in the nation. Prior to his senior season, Yalden had a strong summer in the Nike EYBL, which included a 35-point, 17-rebound performance at the prestigious Nike Peach Jam in July.

INDIVIDUAL BENCHMARKS

	SEASON	CAREER
GP/GS:	--/--	--/--
5+ POINTS:	--	--
10+ POINTS:	--	--
LED UW IN PTS:	--	--
LED UW IN 3FG:	--	--

MISCELLANEOUS STATISTICS

- Last 20+ pt game: --
- Last 30+ pt game: --

TOP PERFORMANCES

SEASON HIGHS

POINTS:	--
FIELD GOALS:	--
FG ATTEMPTS:	--
3-POINT FGS:	--
3-POINT FGAS:	--
FREE THROWS:	--
FT ATTEMPTS:	--
REBOUNDS:	--
ASSISTS:	--
BLOCKS:	--
STEALS:	--
MINUTES:	--

CAREER HIGHS

POINTS:	--
FIELD GOALS:	--
FG ATTEMPTS:	--
3-POINT FGS:	--
3-POINT FGAS:	--
FREE THROWS:	--
FT ATTEMPTS:	--
REBOUNDS:	--
ASSISTS:	--
BLOCKS:	--
STEALS:	--
MINUTES:	--

GAME-BY-GAME STATISTICS

CAREER STATISTICS

35 | MARKUS ILVER

Junior | Forward | 6-9 | 225
Tallinn, Estonia | Western Reserve Academy (Ohio)



X/Twitter: @MarkusIlver | Instagram: @markus_ilver

GET TO KNOW MARKUS

Hailing from Tallinn, Estonia, junior forward Markus Ilver begins his third season with the Badgers in 2023-24. The 6-foot-8, combo forward appeared in 18 games for UW last season. He scored a career-high six points in a win vs. Dayton at the Battle 4 Atlantis tournament in the Bahamas. During the summer of 2022, Ilver represented Estonia at the FIBA U20 European Championship in Tbilisi, helping lead his country to a third-place finish. Ilver played a partial season of high school basketball – due to COVID-19 restrictions – at Western Reserve Academy in Hudson, Ohio in 2020-21. Ilver also played prep basketball at Massanutten Military Academy in Virginia during the 2019-20 school year. Markus' father, Priit Ilver, followed a similar path leaving Estonia to play basketball in the United States. Priit Ilver played two seasons at St. Francis Brooklyn from 1998-2000. He appeared in 28 games as a senior before returning to Estonia to play basketball professionally.

HONORS

- Academic All-Big Ten (2023)

INDIVIDUAL BENCHMARKS

	SEASON	CAREER
GP/GS:	6/0	32/0
5+ POINTS:	--	3
10+ POINTS:	--	--
2+ 3FGS:	--	1
10+ MIN PLAYED:	2	9

MISCELLANEOUS STATISTICS

- Last 20+ pt game: --
- Last 30+ pt game: --

TOP PERFORMANCES

- at Illinois (1/7/23): Played a career high 19 minutes, finishing with 2 points and 3 rebounds.
- vs Dayton (11/23/22): Scored 6 points (2-4 3FG) while playing 10 minutes off the bench vs. Dayton.

SEASON HIGHS

POINTS: 3 (3x) MR vs. Western Ill (11/27/23)
FIELD GOALS: 1 (3x) MR vs. Western Ill (11/27/23)
FG ATTEMPTS: 4 vs. Arkansas State (11/6/23)
3-POINT FGS: 1 (3x) MR vs. Western Ill (11/27/23)
3-POINT FGAS: 2 vs. Arkansas State (11/6/23)
FREE THROWS: --
FT ATTEMPTS: --
REBOUNDS: 5 (2x) MR vs. Western Ill (11/27/23)
ASSISTS: --
BLOCKS: --
STEALS: 2 vs. Western Illinois (11/27/23)
MINUTES: 19 vs. Arkansas State (11/6/23)

CAREER HIGHS

POINTS: 6 vs. Dayton (11/23/22)
FIELD GOALS: 2 vs. Dayton (11/23/22)
FG ATTEMPTS: 6 at Illinois (1/7/23)
3-POINT FGS: 2 vs. Dayton (11/23/22)
3-POINT FGAS: 4 vs. Dayton (11/23/22)
FREE THROWS: 3 vs. Green Bay (11/12/21)
FT ATTEMPTS: 4 vs. Green Bay (11/12/21)
REBOUNDS: 5 (2x) vs. Western Ill (11/27/23)
ASSISTS: 1 (3x) MR at Northwestern (1/23/23)
BLOCKS: --
STEALS: 2 vs. Western Illinois (11/27/23)
MINUTES: 19 vs. Arkansas State (11/6/23)

GAME-BY-GAME STATISTICS

#35 ILVER, Markus

Opponent	Date	GS	MIN	Total		3-Pointers		Free throws		Rebounds			PF	A	TO	BLK	STL	PTS	AVG	
				FG-FGA	PCT	3FG-3FGA	PCT	FT-FTA	PCT	OFF	DEF	TOT								AVG
Arkansas St.	11/06/2023		19:04	1-4	.250	1-2	.500	0-0	.000	1	4	5	5.0	1	0	2	0	0	3	3.0
Tennessee	11/10/2023		03:03	0-1	.000	0-1	.000	0-0	.000	0	1	1	3.0	0	0	0	0	0	0	1.5
at Providence	11/14/2023		03:53	1-1	1.000	1-1	1.000	0-0	.000	0	0	0	2.0	1	0	0	0	0	3	2.0
Robert Morris	11/17/2023		01:55	0-1	.000	0-1	.000	0-0	.000	0	1	1	1.8	0	0	0	0	0	0	1.5
vs Virginia	11/20/2023		01:03	0-0	.000	0-0	.000	0-0	.000	0	0	0	1.4	0	0	0	0	0	0	1.2
Western Ill.	11/27/2023		13:54	1-1	1.000	1-1	1.000	0-1	.000	1	4	5	2.0	0	1	0	0	2	3	1.5
Totals			0 42:52	3-8	.375	3-6	.500	0-1	.000	2	10	12	2.0	2	1	2	0	2	9	1.5

CAREER STATISTICS

ILVER, Markus

SEASON	TEAM	GP-GS	MIN/AVG	Field Goals		3-Point		F-Throws		Rebounds			Scoring							
				FG-FGA	FG%	3FG-3FGA	3FG%	FT-FTA	FT%	OFF	DEF	TOT	AVG	PF-FO	A	TO	BLK	STL	PTS	AVG
2021-22	Wisc	8-0	28/3.4	1-8	.125	0-5	.000	3-4	.750	1	3	4	0.5	7-0	0	2	0	0	5	0.6
2022-23	Wisc	18-0	119/6.6	11-37	.297	5-21	.238	2-2	1.000	5	12	17	0.9	10-0	3	2	0	1	29	1.6
2023-24	Wisc	6-0	43/7.1	3-8	.375	3-6	.500	0-1	.000	2	10	12	2.0	2-0	1	2	0	2	9	1.5
TOTAL		32-0	189/5.9	15-53	.283	8-32	.250	5-7	.714	8	25	33	1.0	19-0	4	6	0	3	43	1.3

2023-24 OVERALL STATISTICS

Game Records

Record	Overall	Home	Away	Neutral
ALL GAMES	5-2	3-1	0-1	2-0
CONFERENCE	0-0	0-0	0-0	0-0
NON-CONFERENCE	5-2	3-1	0-1	2-0

Score by Periods

Team	1st	2nd	OT	TOT
Wisconsin	236	281	0	517
Opponents	225	222	0	447

Team Box Score

No.	Player				Total		3-Point		F-Throw		Rebounds											
		GP-GS	MIN	AVG	FG-FGA	FG%	3FG-3FGA	3FG%	FT-FTA	FT%	OFF	DEF	TOT	AVG	PF	DQ	A	TO	BLK	STL	PTS	AVG
2	STORR, AJ	7-7	165:40	23.7	34-85	.400	6-26	.231	19-21	.905	4	14	18	2.6	6	0	8	9	1	4	93	13.3
5	WAHL, Tyler	7-7	181:15	25.9	30-54	.556	0-2	.000	17-29	.586	17	21	38	5.4	18	0	7	11	4	7	77	11.0
23	HEPBURN, Chucky	7-7	218:05	31.2	28-64	.438	8-26	.308	13-16	.813	4	12	16	2.3	10	0	21	11	0	9	77	11.0
22	CROWL, Steven	7-7	193:11	27.6	29-48	.604	3-5	.600	15-23	.652	25	30	55	7.9	17	0	15	12	3	5	76	10.9
25	BLACKWELL, John	7-0	125:55	18.0	19-38	.500	7-14	.500	21-25	.840	7	17	24	3.4	8	0	3	3	0	4	66	9.4
11	KLESMIT, Max	7-7	167:47	24.0	16-37	.432	7-23	.304	9-10	.900	1	11	12	1.7	15	0	6	5	0	6	48	6.9
3	ESSEGIAN, Connor	7-0	59:46	8.5	8-25	.320	3-16	.188	2-2	1.000	2	7	9	1.3	5	0	3	5	0	2	21	3.0
31	WINTER, Nolan	7-0	68:20	9.8	7-15	.467	2-7	.286	3-5	.600	8	9	17	2.4	5	0	2	2	0	3	19	2.7
14	GILMORE, Carter	6-0	70:20	11.7	5-7	.714	0-1	.000	2-3	.667	2	9	11	1.8	10	0	1	3	0	0	12	2.0
10	LINDSEY, Isaac	5-0	31:28	6.3	3-9	.333	1-4	.250	1-1	1.000	1	1	2	0.4	5	0	2	1	1	1	8	1.6
4	MCGEE, Kamari	7-0	61:41	8.8	3-7	.429	1-3	.333	4-6	.667	0	4	4	0.6	10	0	4	2	0	4	11	1.6
35	ILVER, Markus	6-0	42:52	7.1	3-8	.375	3-6	.500	0-1	.000	2	10	12	2.0	2	0	1	2	0	2	9	1.5
15	GARD, Isaac	3-0	02:56	1.0	0-1	.000	0-0	.000	0-0	.000	0	0	0	0.0	0	0	0	0	0	0	0	0.0
12	HAERTLE, Luke	5-0	04:59	1.0	0-0	.000	0-0	.000	0-0	.000	0	2	2	0.4	0	0	0	0	0	0	0	0.0
21	HODGES, Chris	3-0	05:48	1.9	0-1	.000	0-0	.000	0-0	.000	0	1	1	0.3	0	0	0	0	1	0	0	0.0
Team											8	6	14				4					
Total		7	1400		185-399	.464	41-133	.308	106-142	.746	81	154	235	33.6	111	0	73	70	10	47	517	73.9
Opponents		7	1400		153-343	.446	46-128	.359	95-135	.704	49	150	199	28.4	140	4	60	102	23	30	447	63.9

Team Statistics

	WISC	OPP
Scoring	517	447
Points per game	73.9	63.9
Scoring margin	+10.0	-
Field goals-att	185-399	153-343
Field goal pct	.464	.446
3 point fg-att	41-133	46-128
3-point FG pct	.308	.359
3-pt FG made per game	5.9	6.6
Free throws-att	106-142	95-135
Free throw pct	.746	.704
F-Throws made per game	15.1	13.6
Rebounds	235	199
Rebounds per game	33.6	28.4
Rebounding margin	+5.1	-
Assists	73	60
Assists per game	10.4	8.6
Turnovers	70	102
Turnovers per game	10.0	14.6
Turnover margin	+4.6	-
Assist/turnover ratio	1.0	0.6
Steals	47	30
Steals per game	6.7	4.3
Blocks	10	23
Blocks per game	1.4	3.3
Winning streak	4	-
Home win streak	2	-
Attendance	59601	12069
Home games-Avg/Game	4-14900	1-12069
Neutral site-Avg/Game	-	2-3500

Team Results

Date	Opponent		Score	Att.
11/06/2023	Arkansas St.	W	105-76	14033
11/10/2023	Tennessee	L	70-80	17287
11/14/2023	at Providence	L	59-72	12069
11/17/2023	Robert Morris	W	78-68	14189
11/20/2023	vs Virginia	W	65-41	3500
11/22/2023	vs SMU	W	69-61	3500
11/27/2023	Western Ill.	W	71-49	14092

2022-23 BIG TEN STATISTICS

Game Records

Record	Overall	Home	Away	Neutral
ALL GAMES	9-11	5-5	4-6	0-0
CONFERENCE	9-11	5-5	4-6	0-0
NON-CONFERENCE	0-0	0-0	0-0	0-0

Score by Periods

Team	1st	2nd	OT	TOT
Wisconsin	579	650	42	1271
Opponents	588	672	52	1312

Team Box Score

No.	Player				Total		3-Point		F-Throw		Rebounds								PTS	AVG		
		GP-GS	MIN	AVG	FG-FGA	FG%	3FG-3FGA	3FG%	FT-FTA	FT%	OFF	DEF	TOT	AVG	PF	DQ	A	TO			BLK	STL
3	ESSEGIAN, Connor	20-14	610:33	30.5	83-206	.403	42-118	.356	47-56	.839	12	63	75	3.8	37	0	15	21	1	12	255	12.8
23	HEPBURN, Chucky	20-20	655:22	32.8	87-229	.380	37-93	.398	35-49	.714	8	46	54	2.7	43	0	57	28	2	30	246	12.3
22	CROWL, Steven	20-20	622:20	31.1	102-202	.505	11-47	.234	19-38	.500	26	120	146	7.3	50	0	47	31	6	11	234	11.7
5	WAHL, Tyler	17-17	553:40	32.6	64-155	.413	5-16	.313	34-62	.548	20	80	100	5.9	47	2	50	32	7	16	167	9.8
11	KLESMIT, Max	18-18	589:11	32.7	57-139	.410	31-80	.388	20-31	.645	7	43	50	2.8	48	1	24	18	5	23	165	9.2
2	DAVIS, Jordan	20-8	389:38	19.5	34-85	.400	16-53	.302	2-5	.400	15	48	63	3.2	29	1	5	5	1	6	86	4.3
14	GILMORE, Carter	20-3	389:19	19.5	25-54	.463	3-17	.176	8-16	.500	22	20	42	2.1	43	0	17	9	2	7	61	3.1
10	LINDSEY, Isaac	10-0	72:13	7.2	6-20	.300	3-8	.375	0-0	.000	0	9	9	0.9	12	0	0	1	1	1	15	1.5
4	MCGEE, Kamari	19-0	125:34	6.6	10-30	.333	4-16	.250	4-4	1.000	3	5	8	0.4	11	0	8	4	0	4	28	1.5
35	ILVER, Markus	9-0	73:23	8.2	5-22	.227	2-12	.167	0-0	.000	4	7	11	1.2	5	0	2	0	0	0	12	1.3
21	HODGES, Chris	7-0	17:22	2.5	1-2	.500	0-0	.000	0-0	.000	1	1	2	0.3	2	0	0	0	0	0	2	0.3
13	TAPHORN, Justin	2-0	01:07	0.6	0-0	.000	0-0	.000	0-0	.000	0	0	0	0.0	0	0	0	0	0	0	0	0.0
30	CANDELINO, Ross	1-0	00:09	0.1	0-0	.000	0-0	.000	0-0	.000	0	1	1	1.0	0	0	0	0	0	0	0	0.0
15	GARD, Isaac	1-0	00:09	0.1	0-0	.000	0-0	.000	0-0	.000	0	0	0	0.0	0	0	0	0	0	0	0	0.0
Team											24	14	38				13					
Total		20	4100		474-1144	.414	154-460	.335	169-261	.648	142	457	599	30.0	327	4	225	162	25	110	1271	63.6
Opponents		20	4100		487-1074	.453	123-368	.334	215-300	.717	158	561	719	36.0	315	7	215	231	75	84	1312	65.6

Team Statistics

	WISC	OPP
Scoring	1271	1312
Points per game	63.6	65.6
Scoring margin	-2.1	-
Field goals-att	474-1144	487-1074
Field goal pct	.414	.453
3 point fg-att	154-460	123-368
3-point FG pct	.335	.334
3-pt FG made per game	7.7	6.2
Free throws-att	169-261	215-300
Free throw pct	.648	.717
F-Throws made per game	8.5	10.8
Rebounds	599	719
Rebounds per game	30.0	36.0
Rebounding margin	-6.0	-
Assists	225	215
Assists per game	11.3	10.8
Turnovers	162	231
Turnovers per game	8.1	11.6
Turnover margin	+3.5	-
Assist/turnover ratio	1.4	0.9
Steals	110	84
Steals per game	5.5	4.2
Blocks	25	75
Blocks per game	1.3	3.8
Winning streak	1	-
Home win streak	0	-
Attendance	155322	122746
Home games-Avg/Game	10-15532	10-12275
Neutral site-Avg/Game	-	0-0

Team Results

Date	Opponent		Score	Att.
12/06/2022	Maryland	W	64-59	14666
12/11/2022	at Iowa	Wot	78-75	12430
01/03/2023	Minnesota	W	63-60	13850
01/07/2023	at Illinois	L	69-79	15544
01/10/2023	Michigan St.	L	65-69	14260
01/14/2023	at Indiana	L	45-63	17222
01/17/2023	Penn St.	W	63-60	14236
01/23/2023	at Northwestern	L	63-66	4218
01/25/2023	at Maryland	L	55-73	14407
01/28/2023	Illinois	L	51-61	17071
02/02/2023	at Ohio St.	W	65-60	11918
02/05/2023	Northwestern	L	52-54	15632
02/08/2023	at Penn St.	Wot	79-74	7213
02/11/2023	at Nebraska	Lot	63-73	14811
02/14/2023	Michigan	W	64-59	15436
02/18/2023	Rutgers	L	57-58	17071
02/22/2023	Iowa	W	64-52	16029
02/26/2023	at Michigan	Lot	79-87	12707
03/02/2023	Purdue	L	61-63	17071
03/05/2023	at Minnesota	W	71-67	12276

2023-24 HOME STATISTICS

Game Records

Record	Overall	Home	Away	Neutral
ALL GAMES	3-1	3-1	0-0	0-0
CONFERENCE	0-0	0-0	0-0	0-0
NON-CONFERENCE	3-1	3-1	0-0	0-0

Score by Periods

Team	1st	2nd	OT	TOT
Wisconsin	163	161	0	324
Opponents	138	135	0	273

Team Box Score

No.	Player	Total			3-Point		F-Throw		Rebounds				Other									
		GP-GS	MIN	AVG	FG-FGA	FG%	3FG-3FGA	3FG%	FT-FTA	FT%	OFF	DEF	TOT	AVG	PF	DQ	A	TO	BLK	STL	PTS	AVG
23	HEPBURN, Chucky	4-4	130:52	32.7	22-38	.579	5-15	.333	7-9	.778	2	9	11	2.8	6	0	14	8	0	7	56	14.0
2	STORR, AJ	4-4	96:06	24.0	20-51	.392	3-15	.200	10-12	.833	0	5	5	1.3	5	0	4	4	1	2	53	13.3
22	CROWL, Steven	4-4	105:09	26.3	19-29	.655	2-3	.667	12-20	.600	12	19	31	7.8	11	0	9	5	2	3	52	13.0
5	WAHL, Tyler	4-4	100:42	25.2	17-21	.810	0-0	.000	14-25	.560	5	12	17	4.3	10	0	5	9	2	2	48	12.0
25	BLACKWELL, John	4-0	60:36	15.1	9-13	.692	4-5	.800	13-17	.765	1	5	6	1.5	4	0	1	1	0	3	35	8.8
11	KLESMIT, Max	4-4	90:37	22.7	8-17	.471	4-12	.333	7-8	.875	1	4	5	1.3	9	0	4	3	0	1	27	6.8
3	ESSEGIAN, Connor	4-0	36:19	9.1	5-13	.385	2-8	.250	2-2	1.000	1	4	5	1.3	4	0	1	2	0	2	14	3.5
31	WINTER, Nolan	4-0	43:31	10.9	4-8	.500	0-3	.000	3-5	.600	5	6	11	2.8	3	0	2	1	0	1	11	2.8
10	LINDSEY, Isaac	3-0	21:51	7.3	3-8	.375	1-4	.250	1-1	1.000	0	1	1	0.3	3	0	2	1	1	1	8	2.7
14	GILMORE, Carter	3-0	30:34	10.2	2-3	.667	0-0	.000	2-3	.667	1	4	5	1.7	7	0	0	1	0	0	6	2.0
4	MCGEE, Kamari	4-0	35:16	8.8	2-3	.667	0-1	.000	4-6	.667	0	2	2	0.5	8	0	2	2	0	2	8	2.0
35	ILVER, Markus	4-0	37:56	9.5	2-7	.286	2-5	.400	0-1	.000	2	10	12	3.0	1	0	1	2	0	2	6	1.5
15	GARD, Isaac	2-0	02:14	1.1	0-1	.000	0-0	.000	0-0	.000	0	0	0	0.0	0	0	0	0	0	0	0	0.0
12	HAERTLE, Luke	3-0	03:32	1.2	0-0	.000	0-0	.000	0-0	.000	0	1	1	0.3	0	0	0	0	0	0	0	0.0
21	HODGES, Chris	2-0	04:45	2.4	0-1	.000	0-0	.000	0-0	.000	0	1	1	0.5	0	0	0	0	1	0	0	0.0
Team											2	5	7				1					
Total		4	800		113-213	.531	23-71	.324	75-109	.688	32	88	120	30.0	71	0	45	40	7	26	324	81.0
Opponents		4	800		91-205	.444	26-80	.325	65-89	.730	30	84	114	28.5	96	4	31	61	9	17	273	68.3

Team Statistics

	WISC	OPP
Scoring	324	273
Points per game	81.0	68.3
Scoring margin	+12.8	-
Field goals-att	113-213	91-205
Field goal pct	.531	.444
3 point fg-att	23-71	26-80
3-point FG pct	.324	.325
3-pt FG made per game	5.8	6.5
Free throws-att	75-109	65-89
Free throw pct	.688	.730
F-Throws made per game	18.8	16.3
Rebounds	120	114
Rebounds per game	30.0	28.5
Rebounding margin	+1.5	-
Assists	45	31
Assists per game	11.3	7.8
Turnovers	40	61
Turnovers per game	10.0	15.3
Turnover margin	+5.3	-
Assist/turnover ratio	1.1	0.5
Steals	26	17
Steals per game	6.5	4.3
Blocks	7	9
Blocks per game	1.8	2.3
Winning streak	2	-
Home win streak	2	-
Attendance	59601	0
Home games-Avg/Game	4-14900	0-0
Neutral site-Avg/Game	-	0-0

Team Results

Date	Opponent		Score	Att.
11/06/2023	Arkansas St.	W	105-76	14033
11/10/2023	Tennessee	L	70-80	17287
11/17/2023	Robert Morris	W	78-68	14189
11/27/2023	Western Ill.	W	71-49	14092

2023-24 ROAD/NEUTRAL STATISTICS

Game Records

Record	Overall	Home	Away	Neutral
ALL GAMES	2-1	0-0	0-1	2-0
CONFERENCE	0-0	0-0	0-0	0-0
NON-CONFERENCE	2-1	0-0	0-1	2-0

Score by Periods

Team	1st	2nd	OT	TOT
Wisconsin	73	120	0	193
Opponents	87	87	0	174

Team Box Score

No.	Player	Total					3-Point		F-Throw		Rebounds				Other Stats							
		GP-GS	MIN	AVG	FG-FGA	FG%	3FG-3FGA	3FG%	FT-FTA	FT%	OFF	DEF	TOT	AVG	PF	DQ	A	TO	BLK	STL	PTS	AVG
2	STORR, AJ	3-3	69:33	23.2	14-34	.412	3-11	.273	9-9	1.000	4	9	13	4.3	1	0	4	5	0	2	40	13.3
25	BLACKWELL, John	3-0	65:19	21.8	10-25	.400	3-9	.333	8-8	1.000	6	12	18	6.0	4	0	2	2	0	1	31	10.3
5	WAHL, Tyler	3-3	80:33	26.8	13-33	.394	0-2	.000	3-4	.750	12	9	21	7.0	8	0	2	2	2	5	29	9.7
22	CROWL, Steven	3-3	88:01	29.3	10-19	.526	1-2	.500	3-3	1.000	13	11	24	8.0	6	0	6	7	1	2	24	8.0
23	HEPBURN, Chucky	3-3	87:13	29.1	6-26	.231	3-11	.273	6-7	.857	2	3	5	1.7	4	0	7	3	0	2	21	7.0
11	KLESMIT, Max	3-3	77:09	25.7	8-20	.400	3-11	.273	2-2	1.000	0	7	7	2.3	6	0	2	2	0	5	21	7.0
31	WINTER, Nolan	3-0	24:49	8.3	3-7	.429	2-4	.500	0-0	.000	3	3	6	2.0	2	0	0	1	0	2	8	2.7
3	ESSEGIAN, Connor	3-0	23:26	7.8	3-12	.250	1-8	.125	0-0	.000	1	3	4	1.3	1	0	2	3	0	0	7	2.3
14	GILMORE, Carter	3-0	39:46	13.3	3-4	.750	0-1	.000	0-0	.000	1	5	6	2.0	3	0	1	2	0	0	6	2.0
35	ILVER, Markus	2-0	04:56	2.5	1-1	1.000	1-1	1.000	0-0	.000	0	0	0	0.0	1	0	0	0	0	0	3	1.5
4	MCGEE, Kamari	3-0	26:26	8.8	1-4	.250	1-2	.500	0-0	.000	0	2	2	0.7	2	0	2	0	0	2	3	1.0
10	LINDSEY, Isaac	2-0	09:36	4.8	0-1	.000	0-0	.000	0-0	.000	1	0	1	0.5	2	0	0	0	0	0	0	0.0
15	GARD, Isaac	1-0	00:43	0.7	0-0	.000	0-0	.000	0-0	.000	0	0	0	0.0	0	0	0	0	0	0	0	0.0
12	HAERTLE, Luke	2-0	01:27	0.7	0-0	.000	0-0	.000	0-0	.000	0	1	1	0.5	0	0	0	0	0	0	0	0.0
21	HODGES, Chris	1-0	01:03	1.1	0-0	.000	0-0	.000	0-0	.000	0	0	0	0.0	0	0	0	0	0	0	0	0.0
Team											6	1	7				3					
Total		3	600		72-186	.387	18-62	.290	31-33	.939	49	66	115	38.3	40	0	28	30	3	21	193	64.3
Opponents		3	600		62-138	.449	20-48	.417	30-46	.652	19	66	85	28.3	44	0	29	41	14	13	174	58.0

Team Statistics

	WISC	OPP
Scoring	193	174
Points per game	64.3	58.0
Scoring margin	+6.3	-
Field goals-att	72-186	62-138
Field goal pct	.387	.449
3 point fg-att	18-62	20-48
3-point FG pct	.290	.417
3-pt FG made per game	6.0	6.7
Free throws-att	31-33	30-46
Free throw pct	.939	.652
F-Throws made per game	10.3	10.0
Rebounds	115	85
Rebounds per game	38.3	28.3
Rebounding margin	+10.0	-
Assists	28	29
Assists per game	9.3	9.7
Turnovers	30	41
Turnovers per game	10.0	13.7
Turnover margin	+3.7	-
Assist/turnover ratio	0.9	0.7
Steals	21	13
Steals per game	7.0	4.3
Blocks	3	14
Blocks per game	1.0	4.7
Winning streak	2	-
Home win streak	0	-
Attendance	0	12069
Home games-Avg/Game	0-0	1-12069
Neutral site-Avg/Game	-	2-3500

Team Results

Date	Opponent		Score	Att.
11/14/2023	at Providence	L	59-72	12069
11/20/2023	vs Virginia	W	65-41	3500
11/22/2023	vs SMU	W	69-61	3500

GAME-BY-GAME STATISTICS

WISCONSIN

Opponent	Date	Score		FG-FGA	PCT	3FG-3FGA	PCT	FT-FTA	PCT	OFF	DEF	TOT	AVG	PF	A	TO	BLK	STL	PTS	AVG
Arkansas St.	11/06/2023	105-76	W	39-60	.650	6-12	.500	21-30	.700	7	26	33	33.0	24	17	14	3	7	105	105.0
Tennessee	11/10/2023	70-80	L	25-61	.410	6-24	.250	14-23	.609	10	21	31	32.0	17	10	9	2	3	70	87.5
at Providence	11/14/2023	59-72	L	21-62	.339	5-20	.250	12-12	1.000	13	17	30	31.3	23	6	12	1	6	59	78.0
Robert Morris	11/17/2023	78-68	W	24-45	.533	3-13	.231	27-40	.675	8	19	27	30.3	15	9	9	2	11	78	78.0
vs Virginia	11/20/2023	65-41	W	25-62	.403	8-18	.444	7-8	.875	20	28	48	33.8	7	15	9	1	4	65	75.4
vs SMU	11/22/2023	69-61	W	26-62	.419	5-24	.208	12-13	.923	16	21	37	34.3	10	7	9	1	11	69	74.3
Western Ill.	11/27/2023	71-49	W	25-47	.532	8-22	.364	13-16	.813	7	22	29	33.6	15	9	8	0	5	71	73.9
Total		517		185-399	.464	41-133	.308	106-142	.746	81	154	235	33.6	111	73	70	10	47	517	73.9
Opponents		447		153-343	.446	46-128	.359	95-135	.704	49	150	199	28.4	140	60	102	23	30	447	63.9

Wisconsin Averages

Games Played	Points/game	FG Pct	3FG Pct	FT Pct	Rebounds/game	Assists/game	Turnovers/game	Assist/Turnover ratio	Steals/game	Blocks/game
7	73.9	46.4	30.8	74.6	33.6	10.4	10.0	1.0	6.7	1.4

GAME-BY-GAME STATISTICS

OPPONENT

Opponent	Date	Score	FG-FGA	PCT	3FG-3FGA	PCT	FT-FTA	PCT	OFF	DEF	TOT	AVG	PF	A	TO	BLK	STL	PTS	AVG
Arkansas St.	11/06/2023	105-76 W	24-59	.407	4-21	.190	24-33	.727	10	18	28	28.0	21	7	17	0	7	76	76.0
Tennessee	11/10/2023	70-80 L	28-56	.500	5-17	.294	19-23	.826	6	29	35	31.5	22	10	10	3	3	80	78.0
at Providence	11/14/2023	59-72 L	24-41	.585	8-18	.444	16-27	.593	5	28	33	32.0	16	11	18	3	5	72	76.0
Robert Morris	11/17/2023	78-68 W	24-52	.462	13-29	.448	7-9	.778	8	20	28	31.0	32	8	21	2	4	68	74.0
vs Virginia	11/20/2023	65-41 W	15-46	.326	4-14	.286	7-7	1.000	3	18	21	29.0	10	10	8	8	5	41	67.4
vs SMU	11/22/2023	69-61 W	23-51	.451	8-16	.500	7-12	.583	11	20	31	29.3	18	8	15	3	3	61	66.3
Western Ill.	11/27/2023	71-49 W	15-38	.395	4-13	.308	15-24	.625	6	17	23	28.4	21	6	13	4	3	49	63.9
Total		447	153-343	.446	46-128	.359	95-135	.704	49	150	199	28.4	140	60	102	23	30	447	63.9
Wisconsin		517	185-399	.464	41-133	.308	106-142	.746	81	154	235	33.6	111	73	70	10	47	517	73.9

Opponents Averages

Games Played	Points/game	FG Pct	3FG Pct	FT Pct	Rebounds/game	Assists/game	Turnovers/game	Assist/Turnover ratio	Steals/game	Blocks/game
7	63.9	44.6	35.9	70.4	28.4	8.6	14.6	0.6	4.3	3.3

GAME 1: WISCONSIN 105, ARKANSAS STATE 76
Nov. 6, 2023 • Madison, Wis. • Kohl Center

Arkansas St. - 76
Record: 0-1
Official Basketball Box Score - Final
Arkansas St. at Wisconsin
11/02/23 Kohl Center, Madison
2023-24 Men's Basketball
Game Time: 7:00 PM
Game Duration: 2:08
Attendance: 14,033
Officials: Earl Walton, Tony Meks, Josh White

Wisconsin - 105
Record: 14-0
Official Basketball Box Score - Final
Wisconsin at Providence
11/14/23 Amica Mutual Pavilion, Providence, R.I.
2023-24 Men's Basketball
Game Time: 6:00 PM
Game Duration: 2:03
Attendance: 12,069
Officials: Brian Dorsey, D.J. Cartensen, Jeff Anderson

Summary statistics for Game 1 including Points from Turnovers, Points from Second Chance, and Time with Lead.

NOTES: Wisconsin set a Kohl Center scoring record, surpassing the previous high set by Kansas in a 104-86 win vs. Oregon in the 2022 NCAA Tournament ... UW scored its most points since a 105-70 win vs. Eastern Illinois on 12/28/95 ... UW shot 65% FG (39-for-60), the 4th-highest mark in school history.

GAME 2: #9 TENNESSEE 80, WISCONSIN 70
Nov. 10, 2023 • Madison, Wis. • Kohl Center

Tennessee - 80
Record: 2-0
Official Basketball Box Score - Final
Tennessee at Wisconsin
11/10/23 Kohl Center, Madison
2023-24 Men's Basketball
Game Time: 8:00 PM
Game Duration: 2:01
Attendance: 17,287
Officials: Jeffrey Anderson, Owen Shortt, Brett Smith

Wisconsin - 70
Record: 1-1
Official Basketball Box Score - Final
Wisconsin at Providence
11/14/23 Amica Mutual Pavilion, Providence, R.I.
2023-24 Men's Basketball
Game Time: 6:00 PM
Game Duration: 2:03
Attendance: 12,069
Officials: Brian Dorsey, D.J. Cartensen, Jeff Anderson

Summary statistics for Game 2 including Points from Turnovers, Points from Second Chance, and Time with Lead.

NOTES: Wisconsin set a Kohl Center scoring record, surpassing the previous high set by Kansas in a 104-86 win vs. Oregon in the 2022 NCAA Tournament ... UW scored its most points since a 105-70 win vs. Eastern Illinois on 12/28/95 ... UW shot 65% FG (39-for-60), the 4th-highest mark in school history.

GAME 3: PROVIDENCE 72, WISCONSIN 33
Nov. 14, 2023 • Providence, R.I. • Amica Mutual Pavilion

Providence - 72
Record: 1-2
Official Basketball Box Score - Final
Wisconsin at Providence
11/14/23 Amica Mutual Pavilion, Providence, R.I.
2023-24 Men's Basketball
Game Time: 6:00 PM
Game Duration: 2:03
Attendance: 12,069
Officials: Brian Dorsey, D.J. Cartensen, Jeff Anderson

Summary statistics for Game 3 including Points from Turnovers, Points from Second Chance, and Time with Lead.

GAME 4: ROBERT MORRIS 78, WISCONSIN 68
Nov. 17, 2023 • Madison, Wis. • Kohl Center

Robert Morris - 68
Record: 1-3
Official Basketball Box Score - Final
Robert Morris at Wisconsin
11/17/23 Kohl Center, Madison
2023-24 Men's Basketball
Game Time: 6:00 PM
Game Duration: 2:09
Attendance: 14,189
Officials: Eric Curry, Amy Bomer, Rob Kuennen

Summary statistics for Game 4 including Points from Turnovers, Points from Second Chance, and Time with Lead.

GAME 5: WISCONSIN 65, #24 VIRGINIA 41

Nov. 20, 2023 • Fort Myers, Fla. • Suncoast Credit Union Arena



Official Basketball Box Score - Final
Wisconsin at Virginia
11/20/23 Suncoast Credit Union Arena, Fort Myers, Fla.
2023-24 Men's Basketball

Game Time: 6:00 PM
Game Duration: 1:47
Attendance: 3,500

Officials: Ted Valentine, Lee Cassell, KB Burdett

Table with columns: NO., Name, Min, FG, 3P, FT, Rebounds, Fouls, TP, AS, TO, ST, Blocks, +/-

Shooting By Period table with columns: 1st FG%, 3PT%, 2nd FG%, 3PT%, GM FG%, 3PT%, FT%

Table with columns: NO., Name, Min, FG, 3P, FT, Rebounds, Fouls, TP, AS, TO, ST, Blocks, +/-

Shooting By Period table with columns: 1st FG%, 3PT%, 2nd FG%, 3PT%, GM FG%, 3PT%, FT%

Summary table with columns: Wis, Uva, Points from Turnovers, Paint, Second Chance, Fast Breaks, Bench

NOTES: Wisconsin moved to 3-4 all-time vs. Virginia and earned its first win over the Cavaliers since 2013...

GAME 6: WISCONSIN 69, SMU 61

Nov. 22, 2023 • Fort Myers, Fla. • Suncoast Credit Union Arena



Official Basketball Box Score - Final
Wisconsin at SMU
11/22/23 Suncoast Credit Union Arena, Fort Myers
2023-24 Mens Basketball

Game Time: 8:30 PM
Game Duration: 2:09
Attendance: 3,500

Officials: Ted Valentine, Lee Cassell, Patrick Evans

Table with columns: NO., Name, Min, FG, 3P, FT, Rebounds, Fouls, TP, AS, TO, ST, Blocks, +/-

Shooting By Period table with columns: 1st FG%, 3PT%, 2nd FG%, 3PT%, GM FG%, 3PT%, FT%

Table with columns: NO., Name, Min, FG, 3P, FT, Rebounds, Fouls, TP, AS, TO, ST, Blocks, +/-

Shooting By Period table with columns: 1st FG%, 3PT%, 2nd FG%, 3PT%, GM FG%, 3PT%, FT%

Summary table with columns: Wis, SMU, Points from Turnovers, Paint, Second Chance, Fast Breaks, Bench

NOTES: Wisconsin claimed its sixth November non-conference tournament title in the last 20 years...

GAME 7: WISCONSIN 71, WESTERN ILLINOIS 49

Nov. 27, 2023 • Madison, Wis. • Kohl Center



Official Basketball Box Score - Final
Western Illinois at Wisconsin
11/27/23 Kohl Center, Madison
2023-24 Men's Basketball

Game Time: 6:00 PM
Game Duration: 1:54
Attendance: 14,092

Officials: Will Howard, Mike Pearson, Mason Blair

Table with columns: NO., Name, Min, FG, 3P, FT, Rebounds, Fouls, TP, AS, TO, ST, Blocks, +/-

Shooting By Period table with columns: 1st FG%, 3PT%, 2nd FG%, 3PT%, GM FG%, 3PT%, FT%

Table with columns: NO., Name, Min, FG, 3P, FT, Rebounds, Fouls, TP, AS, TO, ST, Blocks, +/-

Shooting By Period table with columns: 1st FG%, 3PT%, 2nd FG%, 3PT%, GM FG%, 3PT%, FT%

Summary table with columns: WU, UW, Points from Turnovers, Paint, Second Chance, Fast Breaks, Bench

SPECIAL STATISTICS

Game	Pts off T/O (Wis / Opp)	Pts in Paint (Wis / Opp)	2nd Chance Pts (Wis / Opp)	Fast Break Pts (Wis / Opp)	Bench Pts (Wis / Opp)
11/06/23 ARKANSAS ST	24 / 12	56 / 40	10 / 12	12 / 16	39 / 22
11/10/23 #9 TENNESSEE	12 / 14	32 / 42	9 / 11	2 / 8	8 / 23
11/14/23 at Providence	14 / 15	20 / 24	10 / 7	0 / 8	19 / 4
11/17/23 ROBERT MORRIS	19 / 7	42 / 16	8 / 11	8 / 2	24 / 19
11/20/23 vs. Virginia	10 / 13	30 / 14	12 / 5	0 / 4	22 / 4
11/22/23 vs. SMU	14 / 8	40 / 24	12 / 12	6 / 3	17 / 19
11/27/23 WESTERN ILL	22 / 9	24 / 18	17 / 5	4 / 2	17 / 6
RUNNING TOTAL	115 / 88	244 / 178	78 / 63	32 / 43	146 / 97
PER GAME AVERAGE	16.4 / 12.6	34.9 / 25.4	11.1 / 9.0	4.6 / 6.1	20.9 / 13.9

TEAM SUPERLATIVES

WISCONSIN	HIGH	LOW
• Points	105 vs. Arkansas State (11/6/23)	59 at Providence (11/14/23)
• First-Half Points	56 vs. Arkansas State (11/6/23)	21 at Providence (11/14/23)
• Second-Half Points	49 vs. Arkansas State (11/6/23)	35 vs. Tennessee (11/10/23)
• Field Goals Made	39 vs. Arkansas State (11/6/23)	21 at Providence (11/14/23)
• Field Goal Attempts	62 2x; MR vs. SMU (11/22/23)	45 vs. Robert Morris (11/17/23)
• Field Goal Percentage	.650 (39-60) vs. Arkansas State (11/6/23)	.339 (21-62) at Providence (11/14/23)
• 3-Point Field Goals Made	8 2x; MR vs. Western Ill (11/27/23)	3 vs. Robert Morris (11/17/23)
• 3-Point Field Goal Attempts	24 2x; MR vs. SMU (11/22/23)	12 vs. Arkansas State (11/6/23)
• 3-Point Field Goal Pct. (min. 10 att.)	.500 (6-12) vs. Arkansas State (11/6/23)	.208 (5-24) vs. SMU (11/22/23)
• Free Throws Made	27 vs. Robert Morris (11/17/23)	7 vs. Virginia (11/20/23)
• Free Throw Attempts	40 vs. Robert Morris (11/17/23)	8 vs. Virginia (11/20/23)
• Free Throw Pct. (min. 12 att.)	1.000 (12-12) at Providence (11/14/23)	.675 (27-40) vs. Robert Morris (11/17/23)
• Offensive Rebounds	20 vs. Virginia (11/20/23)	7 2x; MR vs. Western Ill (11/27/23)
• Defensive Rebounds	28 vs. Virginia (11/20/23)	17 at Providence (11/14/23)
• Total Rebounds	48 vs. Virginia (11/20/23)	27 vs. Robert Morris (11/17/23)
• Fouls	24 vs. Arkansas State (11/6/23)	7 vs. Virginia (11/20/23)
• Assists	17 vs. Arkansas State (11/6/23)	6 at Providence (11/14/23)
• Turnovers	14 vs. Arkansas State (11/6/23)	8 vs. Western Ill (11/27/23)
• Steals	11 2x; MR vs. SMU (11/22/23)	3 vs. Tennessee (11/10/23)
• Blocked Shots	3 vs. Arkansas State (11/6/23)	0 vs. Western Ill (11/27/23)

OPPONENT	HIGH	LOW
• Points	80 vs. Tennessee (11/10/23)	41 vs. Virginia (11/20/23)
• First-Half Points	43 vs. Tennessee (11/10/23)	18 vs. Virginia (11/20/23)
• Second-Half Points	37 vs. Tennessee (11/10/23)	23 vs. Virginia (11/20/23)
• Field Goals Made	28 vs. Tennessee (11/10/23)	15 2x; MR vs. Western Ill (11/27/23)
• Field Goal Attempts	59 vs. Arkansas State (11/6/23)	38 vs. Western Ill (11/27/23)
• Field Goal Percentage	.585 (21-41) at Providence (11/14/23)	.326 (15-46) vs. Virginia (11/20/23)
• 3-Point Field Goals Made	13 vs. Robert Morris (11/17/23)	4 3x; MR vs. Western Ill (11/27/23)
• 3-Point Field Goal Attempts	29 vs. Robert Morris (11/17/23)	13 vs. Western Ill (11/27/23)
• 3-Point Field Goal Pct. (min. 10 att.)	.448 (13-29) vs. Robert Morris (11/17/23)	.190 (4-21) vs. Arkansas State (11/6/23)
• Free Throws Made	24 vs. Arkansas State (11/6/23)	7 2x; MR vs. Virginia (11/20/23)
• Free Throw Attempts	33 vs. Arkansas State (11/6/23)	7 vs. Virginia (11/20/23)
• Free Throw Pct. (min. 10 att.)	.727 (24-33) vs. Arkansas State (11/6/23)	.593 (16-27) at Providence (11/14/23)
• Offensive Rebounds	10 vs. Arkansas State (11/6/23)	3 vs. Virginia (11/20/23)
• Defensive Rebounds	29 vs. Tennessee (11/10/23)	17 vs. Western Ill (11/27/23)
• Total Rebounds	35 vs. Tennessee (11/10/23)	21 vs. Virginia (11/20/23)
• Fouls	32 vs. Robert Morris (11/17/23)	10 vs. Virginia (11/20/23)
• Assists	11 at Providence (11/14/23)	6 vs. Western Ill (11/27/23)
• Turnovers	21 vs. Robert Morris (11/17/23)	8 vs. Virginia (11/20/23)
• Steals	7 vs. Arkansas State (11/6/23)	3 2x; MR vs. Western Ill (11/27/23)
• Blocked Shots	8 vs. Virginia (11/20/23)	2 vs. Robert Morris (11/17/23)

MISCELLANEOUS	HIGH	SECOND-HIGHEST
• UW's Largest Deficit Overcome in Win	11 vs. SMU (11/22/23)	2 (14-12, 14:10 1H) vs. Robert Morris (11/17/23)
• UW's Largest Deficit Overcome in Win (2nd Half/OT)	10 (40-30, 13:21 2H) vs. SMU (11/22/23)	--
• UW's Largest Lead Surrendered in Loss	--	--
• UW's Largest Lead Surrendered in Loss (2nd Half/OT)	--	--
• UW's Largest Halftime Lead	16 (35-19) vs. Western Ill (11/27/23)	15 (56-41) vs. Arkansas State (11/6/23)
• UW's Largest Halftime Deficit	16 at Providence (11/14/23)	8 (2x); MR vs. SMU (11/22/23)
• UW's Largest Lead	36 (98-62, 6:40 2H) vs. Arkansas State (11/6/23)	26 (69-43, 3:00 2H) vs. Western Ill (11/27/23)
• UW's Largest Deficit	25 (67-42, 6:41 2H) at Providence (11/14/23)	11 vs. SMU (11/22/23)

INDIVIDUAL SUPERLATIVES

WISCONSIN

HIGH

SECOND-HIGHEST

• Points	22	AJ Storr (at Providence - 11/14/23)	20	Chucky Hepburn (vs. Arkansas St - 11/6/23)
• First-Half Points	12	2x; MR Crowl (vs. Robert Morris - 11/17/23)	11	3x; MR Storr (vs. Western III - 11/27/23)
• Second-Half Points	20	AJ Storr (at Providence - 11/14/23)	18	John Blackwell (vs. Robert Morris - 11/17/23)
• Field Goals Made	7	5x; MR Crowl (vs. Virginia - 11/20/23)	6	3x; MR Hepburn (vs. Western III - 11/27/23)
• Field Goal Attempts	20	AJ Storr (vs. Tennessee - 11/10/23)	17	AJ Storr (at Providence - 11/14/23)
• Field Goal Percentage (min. 6 made)	.778 (7-9)	Steven Crowl (vs. Robert Morris - 11/17/23)	.700 (7-10)	2x; MR Crowl (vs. Virginia - 11/20/23)
• 3-Point Field Goals Made	2	9x; MR Essegian (vs. Western III - 11/27/23)	1	22x; MR 6 Badgers (vs. Western III - 11/27/23)
• 3-Point Field Goal Attempts	7	3x; MR Klesmit (vs. SMU - 11/22/23)	6	2x; MR Essegian (vs. Western III - 11/27/23)
• 3-Point Field Goal Pct. (min. 2 made)	.667 (2-3)	3x; MR Blackwell (vs. Virginia - 11/20/23)	.500 (2-4)	Chucky Hepburn (vs. SMU - 11/22/23)
• Free Throws Made	8	Blackwell & Wahl (vs. Robert Morris - 11/17/23)	6	AJ Storr (at Providence - 11/14/23)
• Free Throw Attempts	12	Tyler Wahl (vs. Robert Morris - 11/17/23)	10	John Blackwell (vs. Robert Morris - 11/17/23)
• Free Throw Pct. (min. 8 made)	.800 (8-10)	John Blackwell (vs. Robert Morris - 11/17/23)	.667 (8-12)	Tyler Wahl (vs. Robert Morris - 11/17/23)
• Offensive Rebounds	7	Tyler Wahl (vs. Virginia - 11/20/23)	5	2x; MR Crowl (vs. Western III - 11/27/23)
• Defensive Rebounds	7	Tyler Wahl (vs. Tennessee - 11/10/23)	6	4x; MR Crowl (vs. Western III - 11/27/23)
• Total Rebounds	11	Steven Crowl (vs. Western III - 11/27/23)	10	Crowl & Wahl (vs. Virginia - 11/20/23)
• Fouls	4	7x; MR Crowl & Wahl (vs. SMU - 11/22/23)	3	6x; MR 2 Badgers (vs. Robert Morris - 11/17/23)
• Assists	6	2x; MR Hepburn (vs. Virginia - 11/20/23)	5	Chucky Hepburn (vs. Robert Morris - 11/17/23)
• Turnovers	3	7x; MR Storr (vs. Western III - 11/27/23)	2	13x; MR Crowl (vs. Western III - 11/27/23)
• Steals	3	3x; MR Klesmit (vs. SMU - 11/22/23)	2	8x; MR Crowl & Ilver (vs. Western III - 11/27/23)
• Blocked Shots	1	10x; MR Wahl (vs. SMU - 11/22/23)	--	--

OPPONENT

HIGH

SECOND-HIGHEST

• Points	24	Dalton Knecht (vs. Tennessee - 11/10/23)	21	2x; MR Carter (at Providence - 11/14/23)
• First-Half Points	15	Freddy Hicks (vs. Arkansas St - 11/6/23)	14	2x; MR Phelps (vs. SMU - 11/22/23)
• Second-Half Points	12	Reece Beekman (vs. Virginia - 11/20/23)	11	Jackson Last (vs. Robert Morris - 11/17/23)
• Field Goals Made	8	Dalton Knecht (vs. Tennessee - 11/10/23)	7	Zhuric Phelps (vs. SMU - 11/22/23)
• Field Goal Attempts	16	Zhuric Phelps (vs. SMU - 11/22/23)	15	2x; MR Knecht (vs. Tennessee - 11/10/23)
• Field Goal Percentage (min. 6 made)	1.000 (6-6)	Josh Oduro (at Providence - 11/14/23)	.750 (6-8)	Devin Carter (at Providence - 11/14/23)
• 3-Point Field Goals Made	4	2x; MR Phelps (vs. SMU - 11/22/23)	3	4x; MR 2 Players (vs. Robert Morris - 11/17/23)
• 3-Point Field Goal Attempts	9	Justice Williams (vs. Robert Morris - 11/17/23)	8	Avery Felts (vs. Arkansas St - 11/6/23)
• 3-Point Field Goal Pct. (min. 3 made)	1.000 (3-3)	Jayden Pierre (at Providence - 11/14/23)	.750 (3-4)	TJ Wainwright (vs. Robert Morris - 11/17/23)
• Free Throws Made	8	Freddy Hicks (vs. Arkansas St - 11/6/23)	7	3x; MR Dent Jr. (vs. Western III - 11/27/23)
• Free Throw Attempts	10	Freddy Hicks (vs. Arkansas St - 11/6/23)	9	4x; MR Dent Jr. (vs. Western III - 11/27/23)
• Free Throw Pct. (min. 7 made)	.800 (8-10)	Freddy Hicks (vs. Arkansas St - 11/6/23)	.778 (7-9)	3x; MR Dent Jr. (vs. Western III - 11/27/23)
• Offensive Rebounds	3	3x; MR Cisse (vs. Western III - 11/27/23)	2	6x; MR Williamson (vs. SMU - 11/22/23)
• Defensive Rebounds	8	Drew Cisse (vs. Western III - 11/27/23)	7	Devin Carter (at Providence - 11/14/23)
• Total Rebounds	11	Drew Cisse (vs. Western III - 11/27/23)	8	2x; MR Carter (at Providence - 11/14/23)
• Fouls	5	4x; MR 3 Players (vs. Robert Morris - 11/17/23)	4	7x; MR Lamar & West (vs. Western III - 11/27/23)
• Assists	7	Reece Beekman (vs. Virginia - 11/20/23)	4	2x; MR Williams (vs. Robert Morris - 11/17/23)
• Turnovers	7	Alfredo Boglio (vs. Robert Morris - 11/17/23)	6	Samuell Williamson (vs. SMU - 11/22/23)
• Steals	3	2x; MR Phelps (vs. SMU - 11/22/23)	2	5x; MR 2 Players (vs. Virginia - 11/20/23)
• Blocked Shots	5	Ryan Dunn (vs. Virginia - 11/20/23)	3	Drew Cisse (vs. Western III - 11/27/23)

THE LAST TIME WISCONSIN...

Wisconsin Team

UW ranked No. 1 in AP Top 25: Feb. 21, 2007
UW ranked in AP Top 25: No. 18 (1/11/23)
UW ranked in USA Today Coaches Poll: No. 18 (1/11/23)
Played AP No. 1-ranked opponent: Win vs. Villanova, 65-62 (3/18/17)
Defeated AP No. 1-ranked opponent: Villanova, 65-62 (3/18/17)
Played AP No. 2-ranked opponent: Win vs. Michigan, 64-54 (1/19/19)
Defeated opponent ranked 3-10 by AP: Win vs. No. 8 Purdue, 70-67 (3/1/22)
Defeated opponent ranked 11-25 by AP: Win vs. No. 24 Virginia, 65-41 (11/20/23)
Defeated AP Top 25 opponent on the road: Win at No. 17 Michigan State, 70-62 (2/8/22)

Scoring

Scored 20 or more points: 22, AJ Storr at Providence (11/14/23)
Scored 30 or more points: 36, Steven Crowl vs. Bradley (3/14/23)
Scored 40 or more points: 43, Frank Kaminsky vs. North Dakota (11/19/13)
Two or more Badgers scored 30 points, same game: Joe Franklin (31) and Chuck Nagle (30) vs. Purdue (3/2/68) — only other time this happened in school history was Jack Brens (31) and Ken Siebel (31) vs. Utah (12/28/62)
Two or more Badgers scored 20 points, same game: Tyler Wahl (21) and Steven Crowl (21) at Minnesota (3/5/23)
Three or more Badgers scored 20 points, same game: Jon Leuer (24), Josh Gasser (21), Jordan Taylor (20), vs. PVAMU (11/14/10)
Scored 20 points in one half: AJ Storr (20 in 2nd Half) at Providence (11/14/23)
Scored 20 points/two straight games: Johnny Davis (30 at Indiana, 2/15/22; 25 vs. Michigan, 2/20/22)
Scored 20 points/three straight games: Johnny Davis (26 vs. Iowa, 1/6/22; 37 at #3 Purdue, 1/3/22; 20 vs. Illinois State, 12/29/21)
Scored 20 points/four straight games: Johnny Davis (26 vs. Iowa, 1/6/22; 37 at #3 Purdue, 1/3/22; 20 vs. Illinois State, 12/29/21; 24 at #21 Ohio State, 12/11/21)
Scored 20 points/five straight games: Johnny Davis (26 vs. Iowa, 1/6/22; 37 at #3 Purdue, 1/3/22; 20 vs. Illinois State, 12/29/21; 24 at #21 Ohio State, 12/11/21; 23 vs. Indiana, 12/8/21)
Scored 30 points/two straight games: Michael Finley (30 at Michigan, 1/29/94; 32 vs. Michigan State, 2/2/94)
No Badger scored in double figures: vs. Marquette (12/8/12)
One Badger scored in double figures: 14, Connor Essegian at Indiana (1/14/23)
Four players scored in double figures: Steven Crowl (13), Chucky Hepburn (13), AJ Storr (13) and Tyler Wahl (12) vs. Western Illinois (11/27/23)
Five players scored in double figures: Tyler Wahl (14), Max Klesmit (12), AJ Storr (11), John Blackwell (10) and Chucky Hepburn (10) vs. SMU (11/22/23)
Six players scored in double figures: Reuvers (19), Davison (15), Ford (12), King (12), Trice (11) and Pritzl (10) vs. Green Bay (11/21/19)
UW Scored 70 or more points: 71, vs. Western Illinois (11/27/23)
UW Scored 80 or more points: 105, vs. Arkansas State (11/6/23)
UW Scored 90 or more points: 105, vs. Arkansas State (11/6/23)
UW Scored 100 or more points: 105, vs. Arkansas State (11/6/23)

Field Goal Shooting

Shot 90 percent or better (min. 10 att.): .900 (9-10), Carlton McGee vs. Michigan (2/26/92)
UW shot 50 percent or better: .532 (25-47), vs. Western Illinois (11/27/23)
UW shot 60 percent or better: .650 (39-60), vs. Arkansas State (11/6/23)
UW shot 70 percent or better: .744, vs. Army (12/30/79)
UW made 30 or more field goals: 39, vs. Arkansas State (11/6/23)
UW made 40 or more field goals: 42, vs. Iowa (3/9/94)
UW made 50 or more field goals: Has not happened
UW attempted 60 or more field goals: 62, vs. SMU (11/22/23)
UW attempted 70 or more field goals: 70, at Michigan (2/26/23)
UW attempted 80 or more field goals: 83, vs. Northwestern (1/28/95)
UW attempted 100 or more field goals: 102, vs. South Dakota (12/9/72)

3-Point Field Goal Shooting

Made 5 or more 3-point field goals: Steven Crowl (5-7 3FG) vs. Bradley (3/14/23)
UW shot 40 percent or better (min. 8 att.): .444 (8-18) vs. Virginia (11/20/23)
UW shot 50 percent or better (min. 8 att.): .500 (6-12) vs. Arkansas State (11/6/23)
UW shot 60 percent or better (min. 8 att.): .640 (16-25), vs. Louisville (12/19/20)
UW shot 70 percent or better (min. 8 att.): .727, at Indiana (2/25/10)
UW shot 80 percent or better (min. 8 att.): .889, vs. North Dakota St. (12/10/86)
UW shot 90 percent or better (min. 8 att.): .900, at Illinois (1/25/97)
UW made 10 or more 3-point field goals: 10, vs. Purdue (3/2/23)
UW made 15 or more 3-point field goals: 16, vs. Louisville (12/19/20)
UW attempted 30 or more 3-point field goals: 36, vs. Rutgers (2/18/23)
UW attempted 40 or more 3-point field goals: 40, vs. Temple (12/3/01)

Double-Double / Triple-Double

Had a triple-double: Ethan Happ (13 pts, 12 reb, 11 ast) vs. Northwestern (1/26/19)
Had a double-double (Pts/Reb): Steven Crowl (13 p, 11 r) vs. Western Illinois (11/27/23)
Had a double-double (Pts/Ast): Ethan Happ (10 p, 11 r, 12a) vs. Coppin St. (11/6/18)
Had a double-double (Ast/Reb): Ethan Happ (10p, 11r, 12a) vs. Coppin St. (11/6/18)
Had a double-double in consecutive games: Tyler Wahl vs. Iowa (2/22), at Michigan (2/26/23)
Two with double-double: Potter (24 p, 13 r) & Davison (11 p, 13 r) at Penn State (1/11/20)

Free Throw Shooting

Perfect at the FT line (min. 10 att.): 10-10, Brad Davison at Indiana (2/15/22)
UW shot 80 percent or better (min. 12 att.): .813 (13-16), vs. Western Illinois (11/27/23)
UW shot 90 percent or better (min. 12 att.): .923 (12-13), vs. SMU (11/22/23)
UW shot 100 percent (min. 12 att.): 12-12, at Providence (11/14/23)
UW made 20 or more free throws: 27, vs. Robert Morris (11/17/23)
UW made 30 or more free throws: 30, vs. Minnesota (2/13/14)
UW made 40 or more free throws: 40, vs. Minnesota (1/12/53)
UW attempted 30 or more free throws: 40, vs. Robert Morris (11/17/23)
UW attempted 40 or more free throws: 40, vs. Robert Morris (11/17/23)
UW attempted 50 or more free throws: 50, at Indiana (2/12/62)
UW attempted 60 or more free throws: 61, at Michigan (2/21/53)

Rebounds

Had 10+ rebounds: 11, Steven Crowl vs. Western Illinois (11/27/23)
Had 15+ rebounds: 15, Johnny Davis vs. Minnesota (1/30/22)
Had 20+ rebounds: 25, Joe Chrmelich vs. St. Mary's (12/2/76)
Had 30+ rebounds: 30, Paul Morrow vs. Purdue (1/3/53)
Had 10+ reb. in consecutive games: Tyler Wahl, Two Straight (2/22/23, 2/26/23)
UW had 40+ rebounds: 48, vs. Virginia (11/20/23)
UW had 50+ rebounds: 50, vs. Green Bay (11/12/21)

Assists

Had 10 or more assists: 11, Ethan Happ vs. Northwestern (1/26/19)
Had 15 or more assists: Has not happened
UW had 20 or more assists: 22, vs. Louisville (12/19/20)
UW had 30 or more assists: 30, vs. Iowa (3/9/94)

Blocked Shots

Had 5 or more blocked shots: 9 Nate Reuvers vs. Eastern Illinois (11/8/19)
Had 10 or more blocked shots: Has not happened
UW had 10 or more blocked shots: 10 vs. Eastern Illinois (11/25/20)
UW had 15 or more blocked shots: Has not happened

Steals

Had 5 or more steals: 5, (2x) Chucky Hepburn vs. Minnesota (1/3/23)
Had 10 or more steals: 10, Mike Kelley vs. Texas (12/7/99)
UW had 10 or more steals: 11, vs. SMU (11/22/23)
UW had 15 or more steals: 16, (2x) MR vs. California (12/2/12)

Turnovers

UW had 1 or fewer turnovers: 1, vs. Iowa (1/20/15)
UW had 5 or fewer turnovers: 3, vs. Bradley (3/14/23)
UW had 0 turnovers in a half: 0 in 2H, vs. Western Michigan (12/30/22)
Opponent committed 15 or more turnovers: 15, SMU (11/22/23)
Opponent committed 20 or more turnovers: 21, Robert Morris (11/17/23)

Overtime

Won a game in overtime: 79-74, at Penn State (2/8/23)
Lost a game in overtime: 87-79, at Michigan (2/26/23)
Played a 2-overtime game: win vs. Indiana (80-73), 1/7/21
Played a 3-overtime game: loss vs. Indiana (85-86), 2/16/87
Played in consecutive OT games: at Penn State (2/8/23) and at Nebraska (2/11/23)

Miscellaneous

Hit a buzzer beater: vs. Xavier, 3/20/16 (Bronson Koenig hits 3PT in corner, UW 66-63)
Won after trailing by at least 10 pts in second half: 10 vs. SMU, 12/22/23 (down 40-30, 13:00 remaining - won 69-61)
Won after trailing by at least 15 pts in second half: 17 vs. Indiana, 12/8/21 (down 42-25, 19:43 remaining - won 64-59)
UW scored 10 straight points or more: 12-0 (19:29 - 16:59 2H) vs. Arkansas State (11/6/23)
UW scored 15 straight points or more: 16-0 (16:14 - 10:57 2H) vs. Nicholls (12/15/21)
UW held opp. scoreless 5:00 or longer: 6:31 (1H) at Maryland (1/25/23)
UW held opp. scoreless for 8:00 or longer: 10:24 (17:26 - 7:02 1H) vs. Penn State (2/5/22)