



# WISCONSIN BASKETBALL

26 NCAA TOURNAMENT APPEARANCES ■ 4 FINAL FOURS ■ 23 BIG TEN CHAMPIONSHIPS ■ 22 CONSENSUS ALL-AMERICANS

## #18 WISCONSIN BADGERS

11-3, 3-1 BIG TEN



**Rankings (AP/Coaches):** 14/15  
**Head Coach:** Greg Gard  
**Record at Wisconsin:** 155-81 (8th Season)  
**Overall Record:** 155-81 (8th Season)

VS

## MICHIGAN STATE SPARTANS

11-4, 3-1 BIG TEN



**Rankings (AP/Coaches):** --/--  
**Head Coach:** Tom Izzo  
**Record at MSU:** 677-271 (28th season)  
**Overall Record:** 677-271 (28th season)

TUESDAY, JAN. 10 ■ 6 P.M. (CT) ■ MADISON, WIS. ■ KOHL CENTER ■ ESPN

### BADGERS HOSTS SPARTANS IN BATTLE ATOP BIG TEN

- Winners in 6 of the last 7, Wisconsin hosts Michigan State on Tuesday. Tip is 6 p.m. on ESPN. The Badgers are 47-27 against MSU in Madison.
- Up next, Wisconsin plays at Indiana on Saturday. Tip at noon on CBS.

### FAST BREAK FACTS

- Reigning Big Ten champs, Wisconsin is off to a 3-1 start to conference play.
- UW is looking for its a 4-1 start to Big Ten play for the 3rd-straight season.
- The Badgers are 42-22 (.656) in Big Ten play over the last 4 seasons, owning the second-best mark in the conference.
- This year marks the 125th season of Wisconsin men's basketball and UW will be celebrating the history of one of the Big Ten's most successful programs all year long.
- Tuesday, UW welcomes back **Kammron Taylor** (2003-07) as honorary captain. (pg 7)
- Wisconsin is building one of the nation's most impressive resumes, going 5-2 in Quad 1/2 games, trailing only Purdue (6) the more such wins in the Big Ten. UW is also 7th in the nation with 6 wins over KenPom Top-100 teams (through games Jan. 8). (pg 3)
- Last season, Wisconsin was 13-6 away from home, including an impressive 9-2 in true road games. This year, UW is 5-2 away from home.
- Dating back to last season, the Badgers have won 6 of their last 7 road games. (pg 6)
- The Badgers have played 8 games decided by 5 points or less (3 overtime contests), going 6-2 in those contests.
- UW is now 18-5 in games decided by 5 or fewer points over the last 2 seasons.
- Wisconsin ranks 2nd in the B1G in 3FG% (37.3%). That percentage would signify the Badgers' best mark since the 2004-05 season. The Badgers also rank 3rd in the conference making 8.8 3FGs/game. (pg 5)
- Wisconsin is allowing opponents 62.4 ppg, which ranks 4th in the Big Ten. (pg 6)
- Wisconsin ranks 5th in the nation averaging 9.6 turn-overs per game. Last season, the Badgers led the NCAA with 8.7 TOs/game.
- Head coach **Greg Gard** recently earned career win No. 150, becoming the 4th UW coach to reach the milestone joining Hall of Famers Walter Meanwell, Bud Foster & Bo Ryan. (pg 4)
- The 2022 Big Ten Coach of the Year and a Naismith National Coach of the Year finalist, Gard has led the Badgers to Big Ten titles in 2 of the last 3 seasons, plus 5 of the 6 NCAA tournaments during his tenure.
- Senior **Tyler Wahl** hopes to return from a leg injury that held him out of the game at Illinois. A Battle 4 Atlantis All-Tournament honoree, Wahl leads the Badgers in points (13.2 ppg). He also ranks 2nd in rebounds (6.4 rpg), 3rd in assists and 3rd in assists and steals. (pg 5)
- Point guard **Chucky Hepburn** has made a jump in his sophomore season, averaging 12.9 ppg with a 2.1 ast-to-TO ratio. He is also ??th in the Big Ten with 2.1 steals per game.
- Hepburn also leads the Big Ten shooting 50.0% from 3-point range (31-62) - up from 34.8% 3FG last season. (pg 4)
- Over the last 6 games, junior **Steven Crawl** is averaging 16.8 ppg, 7.0 rpg and 3.3 apg. On the season, the 7-footer leads UW with 3.1 assists per game.
- Freshman **Connor Essegian** is averaging 10.1 ppg, making him just the 5th Badger freshman



**Off to a 3-1 start in B1G play, Wisconsin is 42-22 (.656) in Big Ten play over the last 4 seasons, owning the second-best mark in the conference.**

### WISCONSIN'S PROBABLE STARTERS

No.	Name	Pts.	Reb.	Ast.	Of Note
2	JORDAN DAVIS	7.1	4.2	0.5	Has started all 14 games; career-high 14 pts vs. Lehigh
5	TYLER WAHL	13.2	6.4	1.8	Preseason All-Big Ten pick; 2023 Julius Erving Award Watch
11	MAX KLESMIT	6.9	2.4	1.7	Wofford transfer is shooting 40% 3FG (16-40) and 43.2% FG
22	STEVEN CROWL	12.5	6.9	3.1	20p, 12r at ILL; Averaging 16.8 ppg, 7.0 rpg over last 6 games
23	CHUCKY HEPBURN	12.9	3.6	3.3	50.0% 3FGs (31-62); 2.1 spg; Career 2.0 Ast-TO ratio (123-61)

### 2022-23 SCHEDULE

Nov. 7 **SOUTH DAKOTA** **W, 85-59**

**BREW CITY BATTLE** (Milwaukee, Wis.)

Nov. 11 vs. Stanford **W, 60-50**

Nov. 15 **GREEN BAY** **W, 56-45**

**BATTLE 4 ATLANTIS** (Paradise Island, Bahamas)

Nov. 23 vs. Dayton **W, 43-42**

Nov. 24 vs. Kansas [3] **L, 68-69 (ot)**

Nov. 25 vs. USC **W, 64-59**

Nov. 29 **WAKE FOREST** **L, 75-78**

Dec. 3 at Marquette **W, 80-77 (ot)**

Dec. 6 **MARYLAND [13]** **W, 64-59**

Dec. 11 at Iowa **W, 78-75 (ot)**

Dec. 15 **LEHIGH** **W, 78-56**

Dec. 23 ~~GRAMBLING STATE~~ ~~canceled~~

Dec. 30 **WESTERN MICHIGAN** **W, 76-66**

Jan. 3 **MINNESOTA** **W, 63-60**

Jan. 7 at Illinois **L, 69-79**

Jan. 10 **MICHIGAN STATE** **6 PM**

Jan. 14 at Indiana **Noon**

Jan. 17 **PENN STATE** **7:30 PM**

Jan. 21 at Northwestern **11 AM**

Jan. 25 at Maryland **6 PM**

Jan. 28 **ILLINOIS** **2 PM**

Feb. 2 at Ohio State **6 PM**

Feb. 5 **NORTHWESTERN** **5:30 PM**

Feb. 8 at Penn State **7:30 PM**

Feb. 11 at Nebraska **3 PM**

Feb. 14 **MICHIGAN** **8 PM**

Feb. 18 **RUTGERS** **11 AM**

Feb. 22 **IOWA** **8 PM**

Feb. 26 at Michigan **1 PM**

March 2 **PURDUE [3]** **8 PM**

March 5 at Minnesota **6:30 PM**

### BIG TEN TOURNAMENT - Chicago, Ill.

Mar. 8-12 at United Center

### NCAA TOURNAMENT

Mar. 16-19 Rounds 1-2

Mar. 23-26 Sweet 16 / Elite 8

April 1-3 Final Four / Championship  
Houston, Texas

All times listed Central Standard Time

^ Big Ten/ACC Challenge

Home games in **BOLD CAPS**

### FOLLOW THE #BADGERS

#### TV: ESPN

App: ESPN | Online: [espn.com/watch/](https://espn.com/watch/)

■ Play-by-Play: Brian Custer

■ Analyst: Robbie Hummel

■ Sideline Reporter: Myron Medcalf

#### RADIO: BADGER SPORTS NETWORK

App: iHeartRadio | Sirius Satellite: SiriusXM 84

■ Play-by-Play: Matt Lepay

■ Analyst: Mike Lucas

#### SOCIAL MEDIA: #ONWISCONSIN

■ Twitter: @BadgerMBB

■ TikTok: badger\_mbb

■ Instagram: badgermbb

■ Facebook: /WisconsinMensBasketball

■ YouTube: /WisconsinBadgers

**BASKETBALL COMMUNICATIONS****GENERAL INFORMATION**

- Address: 1440 Monroe Street, Madison, WI 53711
- Website: UWBadgers.com
- Press Box Phone: (608) 262-7766

**BRANDON HARRISON**  
 ASSISTANT DIRECTOR OF BRAND  
 COMMUNICATIONS (PRIMARY)

- Phone: (608) 279-8653
- Email: bah@athletics.wisc.edu
- Twitter: @BrandonHarrison


**PATRICK HERB**  
 DIRECTOR OF COMMUNICATIONS  
 AND BRAND STRATEGY (SECONDARY)

- Phone: (608) 957-2085
- Email: pah@athletics.wisc.edu
- Twitter: @PatrickHerb

**MEDIA RESOURCES****CREDENTIAL APPLICATIONS**

- www.sportssystem.com/Wisconsin

**BIG TEN MEDIA EMAIL LIST**

- office.bigten.org/media

**WISCONSIN BASKETBALL RECORD BOOK**

- go.wisc.edu/MBBRecordBook

**WIRELESS INTERNET ACCESS (KOHL CENTER)**

- BadgerWiFi (connect and register with email address)

**LIVE STATS - STATBROADCAST (KOHL CENTER)**

- Wisconsin.StatBroadcast.com (password: buckybadger)

**OFFICIAL SOCIAL MEDIA CHANNELS**

- Twitter: @BadgerMBB
- TikTok: @badger\_mbb
- Instagram: @badgermbb
- Facebook: /WisconsinMensBasketball
- YouTube: /WisconsinBadgers

**RADIO**

Radio Station: WIBA (1310 AM)

**Play-by-Play Announcer: Matt Lepay**


Address: P.O. Box 99  
Madison, WI 53701  
Phone: 608-274-5450

**Color Analyst: Mike Lucas**

Address: 1440 Monroe St.  
Madison, WI 53711  
Phone: 608-252-6474

**Credentials:** 2022-23 men's basketball credentials must be requested online: [www.sportssystem.com/Wisconsin](http://www.sportssystem.com/Wisconsin)


Contact Brandon Harrison with questions (608-279-8653). Approved credentials will be either mailed or made available at the Brand Communications Office or with the parking attendant (white vehicle) at the entrance to Lot 46 on Frances Street, one block north of the Kohl Center



**0 JAHCOBI NEATH**  
G, Sr., 6-4, 190  
Toronto, Ontario



**2 JORDAN DAVIS**  
G, Jr., 6-4, 200  
La Crosse, Wis.




**3 CONNOR ESSEGIAN**  
G, Fr., 6-4, 185  
Fort Wayne, Ind.



**4 KAMARI MCGEE**  
G, So., 6-0, 180  
Racine, Wis.



**5 TYLER WAHL**  
F, Sr., 6-9, 225  
Lakeville, Minn.




**10 ISAAC LINDSEY**  
G, So., 6-4, 185  
Mineral Point, Wis.



**11 MAX KLESMIT**  
G, Jr., 6-3, 200  
Neenah, Wis.



**12 LUKE HAERTLE**  
G, Fr., 6-3, 215  
Hartland, Wis.




**13 JUSTIN TAPHORN**  
G, Jr., 6-5, 215  
Pekin, Ill.



**14 CARTER GILMORE**  
F, Jr., 6-7, 225  
Hartland, Wis.



**15 ISAAC GARD**  
G, Fr., 6-2, 165  
Oregon, Wis.



**21 CHRIS HODGES**  
F, R-Fr., 6-9, 245  
Schaumburg, Ill.




**22 STEVEN CROWL**  
F, Jr., 7-0, 245  
Eagan, Minn.



**23 CHUCKY HEPBURN**  
G, So., 6-2, 205  
Omaha, Neb.



**30 ROSS CANDELINO**  
G, Fr., 6-5, 185  
Jacksonville, Fla.



**35 MARKUS ILLVER**  
F, So., 6-8, 215  
Tallinn, Estonia



**GREG GARD**  
Head Coach  
8th season at UW



**JOE KRABBHOF**  
Associate Head Coach  
7th season at UW



**DEAN OLIVER**  
Assistant Coach  
6th season at UW



**SHARIF CHAMBLISS**  
Assistant Coach  
2nd season at UW

WISCONSIN BADGERS	POS	HT	WT	YR/ELIG	HOMETOWN (HS/LAST SCHOOL)	PRONUNCIATION
0 Jahcobi Neath*	G	6-4	190	Sr./Sr.	Toronto, Ontario (Wake Forest)	Juh-KOBE KNEE-th
2 Jordan Davis**	G	6-4	200	Jr./Jr.	La Crosse, Wis. (Central)	
3 Connor Essegian	G	6-4	185	Fr./Fr.	Fort Wayne, Ind. (Central Noble)	eh-SEE-jin
4 Kamari McGee	G	6-0	180	So./So.	Racine, Wis. (Racine St. Catherine's)	cuh-MAR-ee
5 Tyler Wahl***	F	6-9	225	Sr./Sr.	Lakeville, Minn. (North)	WALL
10 Isaac Lindsey*	G	6-4	185	Jr./So.	Mineral Point, Wis. (UNLV)	LIN-zee
11 Max Klesmit	G	6-3	200	Jr./Jr.	Neenah, Wis. (Neenah)	KLEZ-mitt
12 Luke Haertle	G	6-3	215	Fr./Fr.	Hartland, Wis. (Lake Country Lutheran)	(rhymes with hurdle)
13 Justin Taphorn**	G	6-5	215	Jr./Jr.	Pekin, Ill. (Pekin)	
14 Carter Gilmore**	F	6-7	225	Jr./Jr.	Hartland, Wis. (Arrowhead)	
15 Isaac Gard	G	6-2	165	So./Fr.	Oregon, Wis. (Oregon)	
21 Chris Hodges	F	6-9	245	So./Fr.	Schaumburg, Ill. (Schaumburg)	
22 Steven Crowl**	F	7-0	245	Jr./Jr.	Eagan, Minn. (Eastview)	(rhymes with growl)
23 Chucky Hepburn*	G	6-2	205	So./So.	Omaha, Neb. (Bellevue West)	
30 Ross Candelino	G	6-5	185	Fr./Fr.	Jacksonville, Fla. (Ponte Vedra)	
35 Markus Ilver*	F	6-8	215	So./So.	Tallinn, Estonia (Western Reserve Academy)	ILL-ver

## CHARTING THE BADGERS

## CAREER GAMES PLAYED

	Games	Starts	Cons. Starts
Tyler Wahl	107	66	0
Max Klesmit	64	47	14
(UW total)	14	14	14
Steven Crowl	59	47	47
Jordan Davis	55	14	14
Chucky Hepburn	47	47	47
Carter Gilmore	45	1	1
Kamari McGee	41	21	0
(UW total)	11	0	0
Jahcobi Neath	76	10	0
(UW total)	26	1	0
Markus Ilver	19	0	0
Isaac Lindsey	17	0	0
Connor Essegian	14	0	0
Justin Taphorn	12	0	0
Chris Hodges	7	0	0
Ross Candelino	3	0	0
Isaac Gard	3	0	0

## DOUBLE-DIGIT POINTS

	Career	'22-23	Cons.
Max Klesmit	36 (22-14)	4 (2-2)	1
(UW total)	4 (2-2)	4 (2-2)	1
Tyler Wahl	33 (26-7)	9 (7-2)	0
Chucky Hepburn	22 (19-3)	10 (8-2)	3
Steven Crowl	21 (18-3)	8 (6-2)	6
Kamari McGee	16 (2-14)	0 (0-0)	0
(UW total)	0 (0-0)	0 (0-0)	0
Connor Essegian	8 (6-2)	8 (6-2)	1
Jordan Davis	3 (3-0)	3 (3-0)	0

## 20-POINT SCORING GAMES

	Career	'22-23	Cons.
Max Klesmit	7 (4-3)	0 (0-0)	0
(UW total)	0 (0-0)	0 (0-0)	0
Tyler Wahl	5 (3-2)	2 (1-1)	0
Kamari McGee	5 (0-5)	0 (0-0)	0
Steven Crowl	4 (3-1)	2 (1-1)	1
Chucky Hepburn	2 (0-2)	2 (0-2)	1

## 30-POINT SCORING GAMES

	Career	'22-23	Cons.
No Active Players	--	-	-

## DOUBLE-DIGIT REBOUNDS

	Career	'22-23	Cons.
Tyler Wahl	9 (6-3)	2 (1-1)	0
Steven Crowl	3 (2-1)	2 (1-1)	1

## DOUBLE-DIGIT ASSISTS

	Career	'21-22	Cons.
No Active Players	--	--	--

## DOUBLE-DOUBLES

	Career	'22-23	Cons.
Tyler Wahl	6 (4-2)	2 (1-1)	0
Steven Crowl	2 (1-1)	1 (0-1)	1

## ALL-TIME VS. MICHIGAN STATE

Tuesday's game will mark the 153rd meeting between Wisconsin and Michigan State, with the series dating back to 1922.

- MSU leads the all-time series, 85-67, but the series has been much closer since the arrival of Bo Ryan and Greg Gard in the 2001-02 season.
  - Prior to 2001-02: MSU led 63-47
  - Since 2001-02: MSU leads 22-20
- The Badgers are 47-27 against MSU in Madison, including a mark of 2-3 in the Gard era.
- Last season, Wisconsin and Michigan State played 3 times with each team winning on the other's home court and MSU claiming a 69-63 win in the 2022 Big Ten Tournament.
  - Tuesday marks the only regular-season meeting between the Badgers and Spartans.
- Tuesday will mark the 49th meeting between Wisconsin and Michigan State since 2000, marking the Badgers' most-played opponent in that span (Illinois is next at 44 meetings).
  - UW and MSU have met in the postseason 11 times over that span, including the 2000 Final Four and 10 meetings in the Big Ten Tournament.
  - Wisconsin is also Michigan State's most-played opponent since 2000 (Ohio State is 2nd - 46).
- At least 1 of the 2 teams as been ranked in each of the last 52 meetings dating back to 1998.
- **Chucky Hepburn** has averaged 9.0 ppg in 3 career meetings with Michigan State, scoring in double figures twice last season. He totaled 10 assists with just 3 turnovers in those 3 games.
- In 2 games vs. MSU last season **Tyler Wahl** averaged 9.0 ppg and 5.0 rpg. Wahl missed the Jan. 21, 2022 match-up with MSU due to an ankle injury.

## LAST TIME OUT

## ILLINOIS 79, #14 WISCONSIN 69

Jan. 7 | State Farm Center | Champaign, Ill.

- Wisconsin trailed by 3 at the half, but couldn't keep up with the Illini's hot shooting in the second half as Illinois pulled out a 79-69 win on Saturday in Champaign.
- Illinois shot 47.2% for the game, including 10-for-19 (52.6%) from 3-point range. UW was just 8-29 (27.6%) from long range.
- The Illini also had a big advantage at the FT line, going 19-for-26 while the Badgers were 5-for-12.
- **Steven Crowl** posted his first-career double-double with 20 points and a career-high 12 rebounds.
- **Chucky Hepburn** led the Badgers with 22 points and tallied a career-high 7 assists.
- Terrance Shannon led Illinois with 24 points and Coleman Hawkins added 20 points, going 6-for-9 from 3-point range.

## HISTORY VS. MICHIGAN STATE

- Overall: MSU leads, 85-67
- In Madison: UW leads 47-27
- Active Streak: MSU won last 1



## LAST 25 MEETINGS (MSU leads 17-8)

Date	Rank	Result	Score	Location
1/11/11	20/--	L+	61-64	E. Lansing
2/6/11	19/--	W	82-56	Madison
1/3/12	18/10	L+	60-63	Madison
2/16/12	15/7	L	55-69	E. Lansing
3/10/12	14/8	L	52-65	Indianapolis
1/22/13	--/13	L	47-49	Madison
3/7/13	22/10	L	43-58	E. Lansing
2/9/14	--/8	W	60-58	Madison
3/15/14	12/22	L	75-83	Indianapolis
3/1/15	5/--	W	68-61	Madison
3/15/15	6/--	W+	80-69	Chicago
1/9/16	--/4	W	77-76	Madison
2/18/16	--/8	L	57-69	E. Lansing
2/26/17	16/--	L	74-84	E. Lansing
1/26/18	--/6	L	61-76	E. Lansing
2/25/18	--/2	L	63-68	Madison
3/2/18	--/2	L	60-63	New York
2/12/19	20/11	L	59-67	Madison
3/16/19	19/6	L	55-67	Chicago
1/17/20	--/15	L	68-82	E. Lansing
2/1/20	--/14	W	64-63	Madison
12/25/20	9/12	W	84-76	E. Lansing
1/21/22	8/14	L	74-86	Madison
2/8/22	11/10	W	70-62	E. Lansing
3/11/22	12/--	L	63-69	Indianapolis

+ overtime

## LAST GAME VS. MICHIGAN STATE

## MICHIGAN ST. 69, #12 WISCONSIN 63

3/11/22 | Gainbridge Fieldhouse | Indianapolis

- Michigan State knocked Wisconsin out of the 2022 Big Ten Tournament in the quarterfinals with a 69-63 win in Indianapolis.
- The game was tied with 1:45 remaining and featured 10 ties and 2 lead changes
- UW held MSU to just 1-for-11 from 3-point range, but the Spartans shot 48.1% from the field overall compared to 36.7% by the Badgers.
- Both team had just 7 turnovers.
- Brad Davison led the Badgers with 23 points.
- Johnny Davis played through an ankle injury and finished with 11 points and 11 rebounds.
- **Chucky Hepburn** also scored 11 points, going 3-for-5 from 3-point range.
- **Steven Crowl** had 9 points and **Tyler Wahl** added 8 points and 5 boards.



## CHARTING THE BADGERS

## LED UW IN SCORING

	2022-23	Career
Tyler Wahl . . . . .	4 (3-1)	8 (6-2)
Steven Crowl . . . . .	3 (3-0)	7 (7-0)
Chucky Hepburn . . . . .	5 (3-2)	5 (3-2)
Jordan Davis . . . . .	1 (1-0)	1 (1-0)
Connor Essegian . . . . .	1 (1-0)	1 (1-0)

## LED UW IN REBOUNDING

	2022-23	Career
Tyler Wahl . . . . .	7 (6-1)	25 (18-7)
Steven Crowl . . . . .	6 (4-2)	11 (8-3)
Jordan Davis . . . . .	3 (3-0)	3 (2-0)
Jahcobi Neath . . . . .	0 (0-0)	1 (1-0)

## LED UW IN ASSISTS

	2022-23	Career
Chucky Hepburn . . . . .	6 (5-1)	23 (17-6)
Tyler Wahl . . . . .	3 (3-0)	16 (15-1)
Steven Crowl . . . . .	6 (5-1)	13 (10-3)
Connor Essegian . . . . .	1 (1-0)	1 (1-0)
Jahcobi Neath . . . . .	0 (0-0)	1 (1-0)

## LED UW IN MINUTES

	2022-23	Career
Tyler Wahl . . . . .	4 (4-0)	10 (7-3)
Chucky Hepburn . . . . .	5 (4-1)	6 (5-1)
Max Klesmit . . . . .	5 (3-2)	5 (3-2)
Steven Crowl . . . . .	2 (1-1)	2 (1-1)

Record in those contests in parentheses

## 2022-23 LINEUP RECORD

Hepburn, Davis, Klesmit, Wahl, Crowl . . . . .	11-2
Hepburn, Davis, Klesmit, Gilmore, Crowl . . . . .	0-1

## ACTIVE WIN/LOSS STREAKS

Overall . . . . .	Lost 1
Vs. Unranked teams (AP) . . . . .	Lost 1
Vs. Ranked teams (AP) . . . . .	Won 1
At Home . . . . .	Won 4
At Home vs. Big Ten . . . . .	Won 2
At Home vs. ranked Big Ten . . . . .	Won 2
At Home vs. unranked Big Ten . . . . .	Won 1
At Home vs. non-conference . . . . .	Won 2
At Home vs. ranked opp. . . . .	Won 2
On Road . . . . .	Lost 1
On Road vs. Big Ten . . . . .	Lost 1
On Road vs. ranked opp. . . . .	Won 1
On Road vs. unranked opp. . . . .	Lost 1
Neutral . . . . .	Won 1
Neutral vs. ranked opp. . . . .	Lost 1
Neutral vs. unranked opp. . . . .	Won 3

## RESUME WORKSHOP

As the season is approaching the midpoint, Wisconsin is building one of the nation's best resumes.

- The Badgers are 5-2 in Quad 1/2 games. Only 9 teams in the nation have more such wins than the Badgers.
- Among Big Ten teams, only Purdue has more Quad 1/2 wins than Wisconsin.

## Most Quad 1/2 Wins, Big Ten

Team	Q1	Q2	Quad 1/2
Purdue	5-1	2-0	7-1
<b>Wisconsin</b>	<b>2-2</b>	<b>3-0</b>	<b>5-2</b>
Iowa	4-3	1-2	5-5
Northwestern	2-2	2-1	4-3
Maryland	2-4	2-1	4-5
Ohio State	2-5	2-0	4-5

- The Badgers are also 7th in the nation with 6 wins over teams ranked in the KenPom Top 100:

## Most Wins over KenPom Top-100, NCAA

9	Kansas	6	Gonzaga
8	Purdue	6	Iowa State
7	Alabama	6	Kansas State
7	UConn	6	Memphis
7	Houston	6	Michigan State
7	Xavier	6	Tennessee
<b>6</b>	<b>Wisconsin</b>	<b>6</b>	<b>UCLA</b>
6	Arizona		

- Wisconsin is 5-2 away from home this season, including 2-1 in true road games.
- Purdue (8), Kansas (6), Kansas State (6) and Tennessee (6) are the only major conference teams with more than 5 road/neutral wins.
- Over the last 2 seasons, UW is 11-3 in true road games, owning the third-highest road win total among major conference teams.
- UW's 11 true road wins trail only Miami (13) and UCLA (12). Purdue has the second-most road wins among Big Ten teams with 8.
- Wisconsin has climbed into the AP Top 25 after beginning the year out of the poll. UW debuted at No. 22 on Dec. 12 and most recently checked in at No. 18 this week.
- The Badgers have been ranked in the AP poll in each of the last 5 years and 20 of the last 21 seasons.

## BETTER BEHIND THE ARC

Last season, the Badgers won the Big Ten despite shooting a conference-low 30.6% from 3-point range. So far this season, Wisconsin has seen incredible improvement in that area.

- Wisconsin ranks 4th in the Big Ten shooting 37.3% (123-for-330) from beyond the arc.
- The Badgers' 37.3% shooting from deep would be the team's best mark since the 2013-14 team that shot 37.6% en route to the 2014 Final Four.
- UW is averaging 8.8 made 3FGs per game, which ranks 3rd in the Big Ten this year.

- The Badgers have made 12+ triples in a game 4 times this season.
- Compared to last year, Wisconsin hit 12+ triples in a game just once all of last season.
- **Chucky Hepburn** and **Connor Essegian** rank 1st and 6th, respectively, in the Big Ten this season in 3-point shooting percentage - among players with at least 25 made 3FGs.
- Hepburn is shooting 50% on 31-for-62 from behind the arc, and Essegian is at 43.8% on 28-for-64 shooting and shooting from deep.
- UW hasn't had an individual shoot 45.0% or better from long range since Josh Gasser posted a mark of 45.2% (42-93) in 2012.
- Essegian (.438) is in contention to set the UW freshman record for 3FG% in a season, which was set by Tim Locum in 1998 (.441, 41-93).

## GARD'S GUIDANCE

Now in his 8th season as head coach, **Greg Gard** has led the Badgers to Big Ten titles in two of the last three seasons and kept the program winning at a high level. In fact, Gard's resume stacks up among the Big Ten's best of the last 40 years.

- Gard became the 4th coach in Wisconsin history to win 150 career games with the Badgers' 80-77 overtime win at Marquette. He joins Hall of Famers Walter Meanwell, Bud Foster and Bo Ryan.
- Gard's .657 win percentage ranks as the 3rd-highest in Wisconsin history.

## Best Win Pct, Wisconsin Coaches (min. 50 wins)

Coach (School, Years)	Record	Pct.
1. Bo Ryan (2002-15)	364-130	.737
2. Walter Meanwell (1912-17, '21-34)	246-99	.712
<b>3. Greg Gard (2016-present)</b>	<b>155-81</b>	<b>.657</b>
4. Dick Bennett (1996-2000)	94-68	.580
5. Bud Foster (1935-59)	265-267	.498

- With a conference record of 87-51, Gard's .630 win percentage ranks 6th among Big Ten coaches of the last 40 years (since 1980).

## Best Win Pct, B1G Coaches w/ 50+ Wins (since 1980)

Coach (School, Years)	Record	Pct.
1. Bo Ryan, WIS (2002-15)	172-68	.717
2. Bob Knight, IND (1972-2000)	353-151	.700
3. Tom Izzo, MSU (1995-)	325-153	.680
4. Thad Matta, OSU (2005-17)	150-78	.658
5. Mark Turgeon, MD (2015-21)	90-50	.643
<b>6. Greg Gard, WIS (2016-)</b>	<b>87-50</b>	<b>.630</b>
7. Matt Painter, PUR (2005-)	198-116	.631
8. Gene Keady, PUR (1981-05)	265-169	.611

(through games played Jan. 7, 2023)

- Gard ranks 31st on the Big Ten's all-time wins list and just one shy of Illinois' Doug Mills (1937-47) for 30th place.

## Big Ten Career Wins List

Coach (School, Years)	Record	Pct.
27. Ray Eddy (PUR, 1951-65)	92-122	.430
Lute Olson (IOWA, 1975-83)	92-70	.568
29. Bruce Weber (ILL, 2004-12)	89-65	.578
30. Doug Mills (ILL, 1937-47)	88-47	.652
<b>31. Greg Gard (WIS, 2015-)</b>	<b>87-51</b>	<b>.630</b>
32. O.B. Cowles (MINN, 1948-59)	86-68	.558

## WINS ADD UP UNDER GARD

- With a record of 25-8 (.758) last season, UW posted its best win percentage of the Greg Gard era and equaled the 8th-most wins in school history.
- In all, Gard led teams to 4 of the top 18 winningest seasons in program history:

### Wisconsin Record Book, Single-Season Wins

1. 36	2014-15	11. 24	2002-03
2. 31	2007-08		24 2009-10
3. 30	2006-07	13. 23	2018-19
30	2013-14	23	2012-12
5. 27	2016-17	15. 22	2015-16
6. 26	2011-12	22	1998-99
7. 25	2004-05	22	1999-00
8. 25	2021-22	18. 21	2019-20
25	2010-11		
25	2003-04		

- Including wins at No. 3 Purdue and over No. 8 Purdue last season, Gard has led UW to 10 top-10 wins, including 6 away from home.
- UW went 15-5 in the Big Ten last season, posting the most conference wins in the Gard era. The Badgers won 15 Big Ten games for just the 3rd time in program history. Overall, UW has won 14+ games just 5 times, and Gard-led teams are responsible for 3 of those seasons.

### Wisconsin Record Book, Big Ten Wins

Record	Pct.	Season
1. 16-2	.889	2007-08
16-2	.889	2014-15
3. 15-5	.750	2021-22
4. 14-6	.700	2018-19
14-6	.700	2019-20

- Wisconsin won at least 14 Big Ten games for the 3rd time in the last 4 seasons, the only team that can make that claim.
- During the Greg Gard era (since 2015-16), Wisconsin has the most road wins of any Big Ten team, going 43-37 (.538) in such games. Michigan State is second with 41 road wins.

## CHUCKY AT THE POINT

"He's one of the elite point guards in the entire country." - Illinois head coach Brad Underwood

- A Big Ten All-Freshman honoree last year, point guard **Chucky Hepburn** continues to elevate his game in his sophomore season.
- Hepburn has been heating up over the last 9 games, averaging 15.6 points per game, while shooting an impressive 48.5% FG including a blistering 57.8% from 3-point range.
- Scored a career-high 23 points vs. Wake Forest (11/29), making a career-best 6 triples.
- Scored 22 points at Illinois (1/7), while also recording a career-high 7 assists and 4 steals.
- vs. Minnesota (1/3), Hepburn became the first Badger to record 16+ points, 5+ steals and 4+ assists in a game since Ethan Happ in 2017.
- Hepburn is shooting 50.0% (31-62) from 3-point range, up from 34.8% 3FG a year ago.
- Hepburn's 50.0% shooting leads the Big Ten and is tied for 11th in the NCAA among players with at least 25 made 3FGs.

- Hepburn is averaging 2.2 made 3FGs per game, which ranks 6th in the Big Ten. He has hit 3 triples in each of the last 3 games.
- A 2023 Preseason All-Big Ten pick, Hepburn has scored in double figures in 10 of 14 games this season, and 22 times total in his career.
- UW is 19-3 when Hepburn scores dbl figures
- His 2.0 career assist-to-turnover ratio (123-61) would rank as one of the best in school history.

### Wisconsin Career Assist-to-Turnover Ratio Leaders

Ratio (Ast-TO)	Name	Years
1. 3.01 (464-154)	Jordan Taylor	2009-12
2. 2.57 (344-134)	Mike Kelley	1998-01
3. 2.25 (284-126)	Josh Gasser	2011-15
4. 2.11 (430-204)	D'Mitrik Trice	2017-21
5. 2.08 (250-120)	Travon Davis	1999-02
6. 2.03 (388-191)	Mike Heineman	1984-87
7. 2.02 (123-61)	Chucky Hepburn	2022-23

## CHAMPIONSHIP DNA

- Wisconsin won a share of the 2022 Big Ten championship, the Badgers' 2nd league title in 3 seasons and the 20th in school history.
- With 2 Big Ten championships during his tenure, **Greg Gard** joins Tom Izzo (10) and Matt Painter (2) as the only active coaches with multiple Big Ten titles.
- The Badgers (20) trail only Purdue (24) and Indiana (22) for most conference titles.
- Wisconsin has won 6 Big Ten regular season titles since 2002 (02-03-08-15-20-22), matching MSU (6) for most titles during that span.

### Most Big Ten Regular Season Championships

School	B1G Titles	Since 2002	Last
1. Purdue	24	3	2019
2. Indiana	22	3	2016
3. Wisconsin	20	6	2022
Ohio State	20	5	2012
5. Illinois	18	4	2022

## TAKING CARE OF THE ROCK

Taking care of the ball is nothing new for Wisconsin and this season's team is carrying on a long tradition of stinginess.

- The Badgers rank 5th in the NCAA averaging just 9.6 turnovers per game (3rd in Big Ten).
- UW has led the nation in fewest turnovers per game in each of the last 2 seasons. Wisconsin turned it over 9.0 times per game in 2021, then just 8.7 TOs per game last season. In fact, last year was the 4th-lowest mark in school history.

### Wisconsin Record Book, Fewest TOs per game

Year	TOs/Gm	TOs	Games
1. 2014-15	7.4	296	40
2. 2010-11	7.6	258	34
3. 2013-14	8.1	307	38
4. 2021-22	8.7	287	33
5. 2009-10	8.8	289	33

- Over the last 4 seasons, Gard's Badgers have never finished outside the top-10 in turnovers per game and have never averaged more than 10.0 turnovers per game in a season.

## SITUATIONAL RECORDS

	2022-23	Under Gard
Ahead at the half	9-0	125-14
Behind at the half	1-3	23-62
Tied at the half	1-0	6-5
FG% of .450 or more	5-0	83-13
FG% less than .450	6-3	71-68
Better FG% than opp.	7-0	121-13
Worse FG% than opp.	3-2	32-65
Same FG% as opp.	1-1	2-3
Opp. FG% less than 45%	8-1	119-29
3FG% of 40% or more	7-1	71-10
3FG% less than 40%	4-2	82-71
Try more than 20 3FGs	8-2	86-50
Try 20 or fewer 3FGs	3-1	68-30
Make at least 70% FT	4-2	93-36
Try at least 20 FTs	2-0	64-17
Try fewer than 20 FTs	9-3	88-63
Out-rebound opponent	4-0	90-22
Tied or out-rebounded	7-3	64-59
Same or fewer TOs than opp.	9-3	119-50
More TOs than opp.	2-0	35-31
Commit fewer than 12 TOs	9-2	120-50
Commit 12 or more TOs	2-1	35-30
Score fewer than 50 pts.	1-0	2-3
Score 50-59 points	1-0	8-32
Score 60-69 points	4-2	50-30
Score 70-79 points	3-1	55-13
Score 80-89 points	2-0	32-3
Score 90 or more pts.	0-0	7-0
Allow fewer than 50 pts.	2-0	23-1
Allow 50-59 pts.	5-0	47-7
Allow 60-69 pts.	2-1	62-28
Allow 70-79 pts.	2-2	19-31
Allow 80-89 pts.	0-0	3-13
Allow 90 or more pts.	0-0	0-1
Overtime	2-1	9-6
vs. AP Top 25 opponents	1-1	27-39
vs. AP Top 25 opp. at home	1-0	13-10
Home games	6-1	91-25
Road games	2-1	43-37
Neutral site games	3-1	22-19
Day games	3-2	49-28
Night games	8-1	105-53

### GAMES DECIDED BY

3 points or less	4-2	23-13
4-5 points	2-0	23-17
6-10 points	2-1	36-22
11-19 points	1-0	39-24
20 or more points	2-0	34-3

### TELEVISED GAMES

CBS	0-0	11-10
CBS Sports Network	0-0	0-1
FOX	0-0	3-5
FS1	2-0	14-14
ESPN	0-1	16-13
ESPN2	3-1	17-12
ESPNU	0-1	1-3
ESPN+	0-0	3-1
Big Ten Network	5-0	78-18
BTN+	1-0	5-0
TBS	0-0	1-3
TNT	0-0	2-1

## 2022-23 BIG TEN STANDINGS

Team	Conf.	Overall
Purdue (#3)	4-1	15-1
Northwestern	3-1	12-3
<b>Wisconsin (#18)</b>	<b>3-1</b>	<b>11-3</b>
Michigan State	3-1	11-4
Michigan	3-1	9-6
Rutgers	3-2	11-5
Ohio State	2-2	10-5
Maryland	2-3	11-5
Penn State	2-3	11-5
Iowa	2-3	10-6
Nebraska	2-3	9-7
Illinois	1-3	10-5
Indiana	1-3	10-5
Minnesota	0-4	6-8

RECORDS THROUGH GAMES PLAYED JAN. 8

## AP TOP 25 (WEEK 10 - 1/9/23)

Team	Record	Points
1 Houston (34)	16-1	1457
2 Kansas (22)	14-1	1440
3 Purdue (4)	15-1	1386
4 Alabama	13-2	1288
5 Tennessee	13-2	1231
6 UConn	15-2	1206
7 UCLA	14-2	1108
8 Gonzaga	14-3	1070
9 Arizona	14-2	1049
10 Texas	13-2	940
11 Kansas State	14-1	818
12 Xavier	13-3	793
13 Virginia	11-3	712
14 Iowa State	12-2	697
15 Arkansas	12-3	613
16 Miami	13-2	604
17 TCU	13-2	553
<b>18 Wisconsin</b>	<b>11-3</b>	<b>448</b>
19 Providence	14-3	358
20 Missouri	13-2	317
21 Auburn	12-3	256
22 Charleston	16-1	246
23 San Diego State	12-3	222
24 Duke	12-4	221
25 Marquette	13-4	131

**Others receiving votes:** Baylor 93, Clemson 43, Florida Atlantic 33, Indiana 30, Michigan State 24, Saint Mary's 24, Northwestern 21, Rutgers 13, Illinois 13, Mississippi State 13, Ohio State 9, North Carolina State 4, Creighton 4, North Carolina 4, LSU 3, Pittsburgh 2, New Mexico 2, Nevada 1

## WALL-TO-WAHL PLAYER

*"This is no longer a utility player...Wahl has looked the part early of a guy that's primed to be one of the best players in the Big Ten."*

- Jon Rothstein, CBS Sports

- One of the most versatile players in college basketball, 2023 Preseason All-Big Ten selection **Tyler Wahl** does a little bit of everything — and then some — for Bucky.
- This year, Wahl was named 1 of 20 candidates in the country nominated to the 2023 Julius Erving Award Watch List, which is awarded to the best small forward in the nation.
- Facing #3 Kansas, Wahl posted his 2nd double-double of the season (6th career), matching his career-high scoring 23 points, while also posting 10 rebounds, 3 steals and 2 assists.
- Named to the Battle 4 Atlantis All-Tournament Team, Wahl averaged 13.3 pts, 7.3 reb, 1.7 ast and 1.3 stl per game over the 3-game tourney.
- The improvement of Wahl over his four years at Wisconsin has been notable and impressive:

## Tyler Wahl Year-by-Year Improvement

Year	PPG	RPG	FG%	FT%
2019	2.6	2.6	.430	.389
2020	5.2	4.3	.436	.567
2021	11.4	5.9	.516	.700
2022	<b>13.2</b>	<b>6.4</b>	.420	.672

- Wahl made his presence known last season with an All-Tournament performance at the Maui Jim Maui Invitational in Las Vegas.
- In 3 games, Wahl averaged 11.0 ppg (18 pts and 4 blk in championship game), plus 5.3 rpg.

## BIG THINGS FROM 'BIG STEVE'

The development of **Steven Crowl** has seen an upward trajectory during his career at Wisconsin. The junior big man averaged 0.7 points per game as a freshman, 8.8 ppg as a sophomore, and is now in a starring role for the Badgers.

- Along with experience, Crowl has also added size to his frame. Listed at 217 lbs as a freshman, he's now pushing 250 lbs.
- Crowl has been a consistent presence for UW, averaging 12.5 points per game, while leading UW in both rebounds (6.9) and ranking 2nd in assists (3.1).
- Shooting a team-best 50.4% FG (67-133 FG)
- A talented passer, Crowl ranks 2nd on UW averaging 3.1 assists per game (20th in B1G).
- Crowl has scored in double figures in 6 straight games, during that stretch averaging 16.8 pts (60% FG), 7.0 reb and 3.4 ast per game.
- Crowl has scored in double figures 21 times in his career, and UW is 18-3 in those games.
- Crowl posted his first career double-double with 20 points and 12 rebounds at Illinois, his 4th career game with 20+ points.
- Crowl scored a career-high 25 points vs. Western Michigan (12/30), becoming the first Badger to post 25+ points and 8+ rebounds while shooting 69% FG or better since Ethan Happ on Jan. 11, 2019.

## INSTANT OFFENSE ESSEGIAN

Freshman **Connor Essegian** has added instant offense to the Badgers lineup this season.

- Coming off the bench, Essegian is averaging 10.1 ppg while shooting 43.8% from 3FG.
- Among Big Ten freshmen, Essegian ranks 5th in the league for scoring this season:

## Most Points, Big Ten, Freshmen

Name (School)	PPG
1. Brice Sensabaugh (OSU)	16.3
2. Jett Howard (MICH)	14.3
3. Fletcher Loyer (PUR)	12.1
4. Bruce Thornton (OSU)	10.2
<b>5. Connor Essegian (2022-23)</b>	<b>10.1</b>

- Essegian has scored in double figures in 8 of the last 11 games, averaging 11.4 points per game over that stretch.
- Essegian has hits multiple 3s in 11 of 14 games.
- Over the last 25 years (since 1998), only 4 Badgers have averaged double figures in their freshman season. Essegian is aiming to be the 5th in the last quarter century:

## Most Points, Wisconsin Freshmen (Since 1998)

Name (Year)	PPG	Season
1. Ethan Happ	12.4	2015-16
2. Devin Harris	12.3	2001-02
3. Brad Davison	12.1	2017-18
4. Alando Tucker	12.0	2002-03
<b>Connor Essegian</b>	<b>10.1</b>	<b>2022-23</b>

- Essegian is shooting 43.8% (28-64) from 3-point range, ranking 6th in the B1G (min. 25 3FGs).
- Among freshmen, Essegian ranks 4th in the nation in 3FG% at 43.8% (min. 25 made 3FGs).
- 12th in Big Ten averaging 2.0 triples per game.
- Essegian (.438) is in contention to set the UW freshman record for 3FG% in a season, which was set by Tim Locum in 1998 (.441, 41-93).
- His shooting touch extends to the free throw line, where he's a near perfect 23-for-24 FT. Essegian leads all freshmen in the NCAA shooting 95.8% FT (min. 15 attempts).

## DEFENSE LIVES HERE

For the better part of 30 years, Wisconsin has enjoyed one of the best defensive teams in the Big Ten and often the nation. This year's unit is showing signs of following the same trend.

- UW is allowing just 62.4 ppg, which ranks 4th in the Big Ten and is tied for 36th in the nation.
- According to KenPom.com, the Badgers rank 22nd in the NCAA (3rd in the Big Ten) in adjusted defensive efficiency at 92.3.
- UW has led the B1G in Scoring D in 4 of 7 years under Gard. Last season, Wisconsin ranked 2nd in the Big Ten allowing 66.0 ppg.
- UW is 47-7 under Gard when holding foes below 60 points (5-0 this season).
- UW has held 13 of 14 foes below their scoring average, including 4 season-low point totals.
- The Badgers have held 5 teams below 40% FG this season, most recently vs. Maryland (12/6).

## 125 YEARS OF BADGER BALL

This year marks the 125th season of Wisconsin men's basketball and all season long UW will be celebrating the history of one of the Big Ten's most successful programs:

- Wisconsin made its 26th appearance in the NCAA tournament last season. In fact, UW is 1 of 5 schools to participate in 22 of the last 23 NCAA tourneys, joining Duke, Gonzaga, Kansas and Michigan State.
- Wisconsin clinched a share of the 2022 Big Ten championship, marking UW's 2nd league title in 3 seasons and the 20th in school history.
- The Badgers (20 titles) trail only Purdue (24) and Indiana (22) for most conference titles.
- Wisconsin has won 6 Big Ten regular season titles since 2002 (02-03-08-15-20-22), matching MSU (6) for most titles during that span.

### Most Big Ten Regular Season Championships

School	B1G Titles	Since 2002	Last
1. Purdue	24	3	2019
2. Indiana	22	3	2016
3. <b>Wisconsin</b>	<b>20</b>	<b>6</b>	<b>2022</b>
Ohio State	20	5	2012
5. Illinois	18	4	2022

- Since 2001-02 when Bo Ryan and Greg Gard arrived in Madison, UW has the most Big Ten wins and best win pct. at 259-119 (.685).

### Big Ten Win Pct, Since 2001-02 (thru games Jan. 8)

Team	W-L	Pct.
1. <b>Wisconsin</b>	<b>259-119</b>	<b>.685</b>
2. Michigan State	253-125	.669
3. Ohio State	233-144	.618
4. Purdue	223-155	.590
5. Maryland	91-64	.587

- Wisconsin has won 12+ B1G games in 11 of last 13 seasons, the most of any Big Ten team.
- UW has also posted double-digit B1G wins in 19 of the last 21 years, the only team to do so.

## 125 HONORARY CAPTAIN: TAYLOR

As part of the 125th season celebration, UW welcomes back **Kammron Taylor** (2003-07) as honorary captain for Tuesday's game.

- A second-team All-Big Ten selection as a senior, Taylor set the then-school record for minutes played in a season (1,182) in 2006-07.
  - Started 36 games in 2006-07, tied among single-season record leaders.
- Honorable mention All-Big Ten in 2005-06.
- Currently ranks 10th in the UW record book for career free-throw percentage (.795) and 15th in career made 3-pointers (163).
- Scored a career-high 29 points against Michigan on Jan. 18, 2006.

## VIVE LA FRANCE!

Earlier this summer, the Badgers came together and experienced a 10-day, four-game foreign trip to France. As part of the tour, the team spent time in Paris, Lyon and Nice.

- The trip featured sight-seeing opportunities to experience local culture. Among other things, the itinerary included ascending the Eiffel Tower, a full-day trip to Normandy, exploring Old Town Lyon, visiting the medieval village of Perouges, a guided tour of Monte Carlo and beach time on the French Riviera.
- College basketball teams are allowed to travel internationally during the summer once every four years, and for Wisconsin the 2022 trip marked UW's first since touring Australia and New Zealand in 2017.
- The Big Ten Network followed along throughout the trip, documenting the experience for "The B1G Trip: Wisconsin Basketball in France," a three-episode docuseries.
- In its first taste of international basketball, the Badgers earned an 81-66 win over Paris Towers in Paris. **Steven Crowl** led UW with 13 points, followed by **Chucky Hepburn** (12), **Markus Ilver** (10) and **Isaac Lindsey** (10).
- Facing Lyon Towers in Lyon, UW won 80-68 led by **Tyler Wahl**'s 12 points, plus 11 points each from Crowl and **Connor Essegian**, and 10 points from Hepburn.
- UW displayed a balanced scoring attack in its second game vs. Lyon Towers, earning a 78-47 win. Ilver led with 14 points, followed by Crowl (12), Essegian (10), **Jordan Davis** (9), Wahl (9).
- Wisconsin capped its trip with an 85-69 win over Azura Club in Nice. Davis and Essegian led UW with 14 points each.

## STREAK SNAPPING

The Kohl Center has earned a reputation as one of the toughest places for opponents to play and undefeated teams would attest to that.

- Since 2000, a total of 8 teams have come to the Kohl Center with a record of 8-0 or better. All but 1 have left with a loss.
  - Wisconsin has won its last 6 home games against teams with a record of 8-0 or better.

### 8-0 or Better Teams at the Kohl Center, Since 2000

Date	Opponent (Rank)	Record	Score
12/22/01	Marquette (14)	10-0	L, 73-86
1/25/05	Illinois (1)	19-0	W, 75-65
12/16/06	Pittsburgh (2)	10-0	L, 75-89
1/9/10	Purdue (4)	14-0	L, 66-73
2/12/11	Ohio State (1)	24-0	L, 67-71
1/19/19	Michigan (2)	17-0	L, 54-65
12/7/19	Indiana	8-0	L, 64-84
12/7/22	Maryland	8-0	L, 59-64

## WINNING AT WISCONSIN

With a record of 24-7 last season, the Badgers reached the 20-win milestone yet again. Since 2003, Wisconsin has won at least 20 games in 17 of 20 seasons, including a school-record 36 wins in 2014-15.

Greg Gard has four 20-win seasons on his ledger with a high of 27 wins in 2016-17, a mark that ranks 5th in UW history.

### Wisconsin Record Book, Single-Season Wins

1. 36	2014-15	10. 24	2021-22
2. 31	2007-08	24	2002-03
3. 30	2006-07	24	2009-10
30	2013-14	13. 23	2012-12
5. 27	2016-17	23	2018-19
6. 26	2011-12	15. 22	2015-16
7. 25	2004-05	22	1998-99
8. 25	2010-11	22	1999-00
25	2003-04	18. 21	2019-20

## BADGERS = B1G ATTENDANCE

- Last season, the Badgers played in front of an average of 16,453 fans at their home games. That led the Big Ten and ranked 7th nationally.
- Excluding the 2020-21 season in which fans were allowed, Wisconsin has led the Big Ten in attendance in each of the last 5 seasons and 15 of the last 19 years and has finished among the nation's top 7 each of the last 21 years.

### UW Attendance (Kohl Center era: 1998-2022)

Year	Average	B1G Rank	NCAA
1997-98*	13,335	7th	22nd
1998-99	15,770	2nd	10th
1999-00	16,163	3rd	11th
2000-01	16,811	2nd	7th
2001-02	15,528	3rd	6th
2002-03	16,930	1st	6th
2003-04	17,142	1st	6th
2004-05	17,142	1st	5th
2005-06	17,142	1st	7th
2006-07	17,190	2nd	7th
2007-08	17,190	1st	7th
2008-09	17,230	1st	6th
2009-10	17,230	1st	6th
2010-11	17,230	1st	7th
2011-12	17,181	1st	5th
2012-13	16,843	2nd	7th
2013-14	17,104	2nd	7th
2014-15	17,279	1st	5th
2015-16	17,287	2nd	6th
2016-17	17,287	1st	6th
2017-18	17,272	1st	5th
2018-19	17,170	1st	5th
2019-20	16,912	1st	6th
2020-21^	--	--	--
2021-22	16,453	1st	7th

\* Wisconsin played 8 of its 15 home games at the UW Field House (capacity 11,500)

^ Wisconsin did not allow spectators due to the COVID-19 pandemic





## THE GARD FILE

### ■ Career Record (8th Season): 155-81 (.657)

- Record at Wisconsin (8th Season): 155-81 (.657)
- Big Ten Record (8th Season): 87-51 (.630)
- NCAA Tournament Appearances/Record: 5 / 6-5 (.545)
- Hometown: Cobb, Wis.
- Alma Mater: UW-Platteville, 1995 (Physical & Health Ed)  
Master's Degree: UW-Platteville, 2007 (Counselor Ed)
- Family: Wife Michelle; Children Mackenzie, Isaac, Peyton

## COACHING EXPERIENCE

Position	School	Years
Assistant Coach	Southwestern (Wis.) HS	1990-93
Assistant Coach	Platteville (Wis.) HS	1993-94
Assistant Coach	UW-Platteville	1993-99
Assistant Coach	UW-Milwaukee	1999-01
Assoc. Head Coach	Wisconsin	2001-15
Head Coach	Wisconsin	2015-Present

## CAREER HIGHLIGHTS

Date	Highlight
Dec. 15, 2015	Assumed role of interim head coach upon the retirement of Bo Ryan
Dec. 23, 2015	First career win, 84-79, vs. Green Bay
Jan. 2, 2016	First Big Ten win, 79-57, vs. Rutgers
Jan. 17, 2016	First ranked win, 77-76, vs. #4 MSU
Feb. 13, 2016	First road win over ranked team, 70-57, at #2 Maryland
March 7, 2016	Officially named Wisconsin head coach
March 18, 2016	First NCAA tournament win, 47-43, against 10th-seeded Pittsburgh
April 4, 2016	Jim Phelan National Coach of the Year
March 18, 2017	UW knocks off No. 1 overall seeded Villanova in NCAA tourney second round
Feb. 15, 2018	UW tallied sixth top-10 win in three seasons under Gard (#6 Purdue, 57-53)
Jan. 19, 2019	UW earned fourth win vs. top-5 team under Gard (#2 Michigan, 64-54)
Jan. 3, 2020	UW won at #5 Ohio State, 61-47
March 7, 2020	Led UW to Big Ten title (60-56 W at IND)
March 9, 2020	Named 2020 Big Ten Coach of the Year
Dec. 25, 2020	UW wins at MSU first time since 2004
Nov. 24, 2021	UW wins first Maui Invitational tournament title in school history
Jan. 3, 2022	UW wins at #3 Purdue, 74-69
March 1, 2022	Led UW to Big Ten title with 70-67 home win over #8 Purdue
March 8, 2022	Named 2022 Big Ten Coach of the Year

## HEAD COACH GREG GARD

### ■ 2-TIME BIG TEN COACH OF THE YEAR

A coaching veteran of more than 30 years, Greg Gard enters his eighth season leading the Wisconsin in 2022-23 and has proven himself to be one of the best head coaches in the Big Ten. A 2022 finalist for Naismith National Coach of the Year, Gard has guided the Badgers to the Big Ten regular season championship in two of the last three seasons, twice earning Big Ten Coach of the Year honors.

Wisconsin's incredible postseason presence hasn't wavered on Gard's watch, leading UW to 5 of 6 NCAA tournaments during his tenure. As 2020 Big Ten champs, UW also would have also participated in that year's canceled tournament.

In his first seven seasons as head coach, Gard built a record of 144-78, owning the fourth-highest win total in school history. He has also guided UW to a conference record of 84-50 and his .627 conference win percentage is tied for sixth best among Big Ten coaches the last 40 years.

Gard is coming off of arguably his most impressive coaching job in 2021-22. Picked to finish preseason 10th in the Big Ten, UW went 25-8 overall and 15-5 in league play, claiming a share of the Big Ten regular season title for the second time in the past three seasons. Gard was named Big Ten Coach of the Year for the second time in his career. Sophomore guard Johnny Davis garnered consensus first-team All-America honors and won Lute Olson National Player of the Year, the Jerry West Award and Big Ten Player of the Year.

Gard's leadership during the 2019-20 season is among his best. After opening 5-5 in the Big Ten, Wisconsin won nine of its last 10 games, including its final eight games of the season to win a share of the 2020 conference championship and claim the No. 1 seed for the later canceled Big Ten tournament.

In his inaugural season as head coach, Gard led the Badgers to the 2016 NCAA Tournament Sweet 16, becoming just the second-ever first-year coach to win the Jim Phelan National Coach of the Year award. He followed that up by leading UW to the fifth-highest single-season win total in school history (27-10) and making a second-consecutive visit to the Sweet 16.

Gard's Badgers would follow that up with another 12-6 conference campaign in 2017, finishing second in the Big Ten. UW capped off its 27-win season by knocking off the nation's No. 1 team Villanova, 65-62, to advance to the Sweet 16.

During his tenure as head coach, Gard has helped a trio of players reach first-team All-Big Ten status: Nigel Hayes in 2016, third-team All-American Ethan Happ in both 2017, 2018 and 2019, plus Johnny Davis in 2022.

Long considered one of the top assistant coaches in the game, Gard served as an assistant at Wisconsin for 14-plus seasons. During that time he helped guide the Badgers to back-to-back Final Fours in 2014 and 2015, and in 2015 UW reached its first national championship game since 1941.

Prior to coming to Wisconsin in 2001, Gard spent two seasons as Ryan's assistant at UW-Milwaukee (2000-01) and six seasons as an assistant to Ryan at UW-Platteville (1993-99). During Gard's years on the Pioneer staff, UW-Platteville went 161-13 (.925) and won three NCAA Division III national championships, five WIAC titles.

In 2016, Gard and his wife, Michelle, partnered with the UW Carbone Cancer Center, to launch Garding Against Cancer. In its first six years, GAC raised more than \$6.5 million dollars for cancer research and patient care within the state of Wisconsin.

Year	School	Record	Pct.	Conf.	Record	Place	Postseason
2015-16	Wisconsin	15-8	.652	Big Ten	12-6	T-3rd	NCAA Sweet 16
2016-17	Wisconsin	27-10	.730	Big Ten	12-6	T-2nd	NCAA Sweet 16
2017-18	Wisconsin	15-18	.455	Big Ten	7-11	9th	--
2018-19	Wisconsin	23-11	.676	Big Ten	14-6	4th	NCAA First Round
2019-20	Wisconsin	21-10	.677	Big Ten	14-6	T-1st	Postseason canceled
2020-21	Wisconsin	18-12	.600	Big Ten	10-10	--	NCAA Second Round
2021-22	Wisconsin	25-8	.758	Big Ten	15-5	T-1st	NCAA Second Round
2022-23	Wisconsin	11-3	.786	Big Ten	3-1	--	--
<b>Totals (8 seasons)</b>		<b>155-81</b>	<b>(.657)</b>		<b>87-51</b>	<b>(.630)</b>	<b>5 NCAA appearances</b>

## GARD vs. DIVISION I TEAMS

Team	Home	Away	Neut.	Total
Arkansas-Pine Bluff	1-0	0-0	0-0	1-0
Baylor	0-0	0-0	0-2	0-2
Central Arkansas	1-0	0-0	0-0	1-0
Chicago State	2-0	0-0	0-0	2-0
Colgate	0-0	0-0	1-0	1-0
Coppin State	1-0	0-0	0-0	1-0
Creighton	0-0	0-1	0-0	0-1
Dayton	0-0	0-0	1-0	1-0
Eastern Illinois	2-0	0-0	0-0	2-0
Florida	0-0	0-0	0-1	0-1
Florida A&M	1-0	0-0	0-0	1-0
Georgetown	0-0	0-0	1-0	1-0
Georgia Tech	0-0	1-0	0-0	1-0
Grambling State	1-0	0-0	0-0	1-0
Green Bay	7-0	0-0	0-0	7-0
Houston	0-0	0-0	1-0	1-0
Houston Baptist	1-0	0-0	0-0	1-0
Idaho State	1-0	0-0	0-0	1-0
Illinois	3-2	4-3	0-0	7-5
Illinois State	1-0	0-0	0-0	1-0
Indiana	6-0	3-2	1-0	9-2
Iowa	2-2	3-3	0-1	5-6
Iowa State	0-0	0-0	0-1	0-1
Kansas	0-0	0-0	0-1	0-1
Lehigh	1-0	0-0	0-0	1-0
Louisville	1-0	0-0	0-0	1-0
Loyola	1-0	0-0	0-0	1-0
Marquette	2-1	1-2	0-0	3-3
Maryland	4-2	3-2	1-0	8-4
UMass Lowell	1-0	0-0	0-0	1-0
McNeese State	1-0	0-0	0-0	1-0
Michigan	4-2	1-3	0-1	5-6
Michigan State	2-3	2-4	0-3	4-10
Milwaukee	2-0	0-0	0-0	2-0
Minnesota	6-1	4-1	0-0	10-2
Nebraska	3-2	5-1	1-1	9-4
New Mexico	0-0	0-0	0-1	0-1

Team	Home	Away	Neut.	Total
Nicholls	1-0	0-0	0-0	1-0
North Carolina	0-0	0-0	1-1	1-1
North Carolina State	1-0	0-1	0-0	1-1
Northwestern	3-2	4-1	1-0	7-3
Notre Dame	0-0	0-0	0-1	0-1
Ohio State	4-2	2-2	0-0	6-4
Oklahoma	1-0	0-0	1-0	2-0
Oregon	0-0	0-0	0-1	0-1
Penn State	4-0	4-1	1-0	9-1
Pittsburgh	0-0	0-0	1-0	1-0
Prairie View A&M	1-0	0-0	0-0	1-0
Providence	0-1	0-0	0-0	0-1
Purdue	3-2	1-5	0-0	4-7
Rhode Island	1-0	0-0	0-0	1-0
Rider	1-0	0-0	0-0	1-0
Richmond	0-0	0-0	0-1	0-1
Rutgers	4-1	1-2	1-0	6-3
St. Francis Brooklyn	1-0	0-0	0-0	1-0
Saint Mary's	0-0	0-0	1-1	1-1
Savannah State	1-0	0-0	0-0	1-0
South Carolina State	1-0	0-0	0-0	1-0
South Dakota	1-0	0-0	0-0	1-0
Stanford	0-0	0-0	2-0	2-0
Syracuse	1-0	0-0	0-0	1-0
Temple	0-0	0-1	0-0	0-1
Tennessee	0-0	1-0	1-0	2-0
Texas A&M	0-0	0-0	1-0	1-0
UCLA	0-0	0-0	0-1	0-1
USC	0-0	0-0	1-0	1-0
Villanova	0-0	0-0	1-0	1-0
Virginia	0-0	0-1	0-1	0-2
Virginia Tech	0-0	0-0	1-0	1-0
Wake Forest	0-1	0-0	0-0	0-1
Western Kentucky	1-0	0-1	0-0	1-1
Western Michigan	1-0	0-0	0-0	1-0
Xavier	0-1	1-0	1-0	2-1
Yale	1-0	0-0	0-0	1-0
<b>Total</b>	<b>91-25</b>	<b>43-36</b>	<b>22-19</b>	<b>155-80</b>





## QUICK FACTS

- **Opened:** Jan. 17, 1998
- **Original cost:** \$76.4 Million
- **Student Section:** AreaRED
- **Building:** Named for U.S. Sen. Herb Kohl (D-Wisconsin), a 1956 graduate of UW-Madison, who donated \$25 million to the project.
- **Court:** Named for All-Big Ten player Albert "Ab" Nicholas (1950-52) and his wife, Nancy, who pledged \$10 million toward the original project.
- **All-Time record:** 341-62 (.846)
- **Big Ten record:** 172-47 (.748)
- **Record vs. Top-25:** 55-28 (.663)
- **Record under Gard:** 91-25 (.784)

# 17,287

The third-largest arena in the Big Ten Conference, the Kohl Center seats 17,287 for men's basketball. That includes the second-largest student section in the Big Ten of around 2,300.

# 25

Wisconsin is enjoying the 25th season of men's basketball at the Kohl Center, which opened in 1998.

# 6

Wisconsin has won 6 Big Ten regular season championships during the Kohl Center era, winning in 2002, 2003, 2008, 2015, 2020 and 2022.

# 3

Three retired jerseys hang in the Kohl Center rafters: #8 Ab Nicholas (1950-52), #24 Michael Finley (1992-95) and #44 Frank Kaminsky (2012-15).

## THE KOHL CENTER

The 2022-23 season marks the 25th year of Wisconsin men's basketball at the Kohl Center, which officially opened on Jan. 17, 1998. The Kohl Center was completed for a cost of \$76.4 million and has turned into one of the greatest home court advantages in all of college basketball.

- Wisconsin is 341-62 (.846) all-time at the Kohl Center, owning the 10th-best win percentage of any active NCAA Div. I venue.
- The Badgers have gone 172-47 (.748) against the Big Ten in the Kohl Center.
- Excluding the 2020-21 season in which fans were not allowed to attend, Wisconsin has led the Big Ten in attendance in each of the last 5 seasons and 15 of the last 19 years. UW has finished among the nation's top 7 in attendance each of the last 21 years.
- In addition to UW athletics, the Kohl Center has played host to several other big performers like: Elton John and Billy Joel, The Eagles, Tom Petty, Shania Twain, John Mellencamp, Cher, the Dave Matthews Band and the Dalai Lama.

## NCAA'S TOUGHEST VENUES

Since the Kohl Center opened in 1998, Wisconsin has been nearly unbeatable on its home floor. In fact, among active venues, Wisconsin owns one of the nation's top 10 home records.

Team	Record	Pct.
1. Gonzaga (McCarthy Center) . . . . .	259-15	.945
2. Kentucky (Rupp Arena) . . . . .	641-77	.893
3. Kansas (Allen Fieldhouse) . . . . .	838-116	.878
4. Belmont (Curb Events Center) . . . . .	226-32	.876
5. Michigan State (Breslin Center) . . . . .	451-69	.867
6. UCLA (Pauley Pavilion) . . . . .	784-125	.862
7. Oregon (Matthew Knight Arena) . . . . .	186-30	.861
8. Murray State (CFSB Center) . . . . .	306-50	.860
9. Xavier (Cintas Center) . . . . .	305-54	.850
10. Wisconsin (Kohl Center) . . . . .	340-62	.846

(games through Jan. 2, 2023)

## BIG KOHL CENTER WINS

Most memorable home wins since opening in 1998:

**Jan. 17, 1998 - UW 56, Northwestern 33**

First-ever game in the Kohl Center

**Dec. 1, 2001 - UW 70, UW-Green Bay 57**

Bo Ryan's first victory at the Kohl Center

**Dec. 22, 2001 - UW 86, #14 MU 63**

Kirk Penney scores 33 points in UW's first win over a ranked team under Bo Ryan

**Jan. 5, 2002 - UW 72, #7 Illinois 66**

Ryan's first win over a top-10 team at UW

**Feb. 27, 2002 - UW 74, Michigan 54**

UW clinches share of first Big Ten title since '47

**Dec. 7, 2002 - UW 91, UNLV 74**

UW begins school-record 38-game home win streak - Alando Tucker 24 points, 18 rebounds

**March 5, 2003 - UW 60, #14 Illinois 59**

Devin Harris makes 1-of-2 FTs with 0.4 seconds left to clinch outright Big Ten title

**Dec. 23, 2004 - UW 85, UNC Green. 53**

UW wins school-record 34th-straight home game

**Jan. 16, 2005 - UW 62, #15 Mich. St. 59**

Wisconsin overcomes 8-point deficit with 1:58 remaining to win its 38th-straight home game

**March 1, 2005 - UW 62, Indiana 60**

Alando Tucker scores putback as time expires

**Feb. 15, 2006 - UW 78, #12 Ohio St. 73**

UW overcomes a nine-point halftime deficit to beat No. 12 Ohio State

**Dec. 16, 2006 - UW 89, #2 Pitt 75**

Alando Tucker and Brian Butch combine for 59 pts

**Jan. 9, 2007 - UW 72, #5 Ohio St. 69**

Badgers win the first matchup in school history of top-five teams

**March 3, 2007 - UW 52, Michigan St. 50**

Kammron Taylor wins it on 3FG with 3.9 seconds left

**Dec. 2, 2009 - UW 73, #6 Duke 69**

Trevon Hughes scores 26 as UW's win clinches Big Ten's first Big Ten/ACC title

**Jan. 9, 2010 - UW 73, #4 Purdue 66**

Jordan Taylor (23) and Jason Bohannon (20) help end Purdue's undefeated season

**Feb. 2, 2010 - UW 67, #5 Michigan State 49**

Badgers end MSU's 9-0 Big Ten start

**Feb. 12, 2011 - UW 71, #1 Ohio State 67**

Stopped OSU's 24-0 start and UW's first win over AP No. 1 since 1962

**Feb. 9, 2013 - UW 65, #2 Michigan 62 (OT)**

Ben Brust's half-court buzzer-beater sends game to overtime where UW wins

**Nov. 19, 2013 - UW 103, North Dakota 85**

UW's first 100-point game since '95, Frank Kaminsky scores UW record 43 points

**Feb. 9, 2014 - UW 60, #8 Michigan State 58**

Treavon Jackson hits game-winning jumper with 2.1 seconds left in Bo Ryan's 150th Big Ten win

**March 1, 2015 - #6 UW 68, Michigan State 61**

UW claims Big Ten title as Frank Kaminsky scores 31

**Dec. 23, 2015 - UW 84, Green Bay 79**

Greg Gard's first win as interim head coach

**Jan. 17, 2016 - UW 77, #4 Michigan State 76**

Gard's first ranked win, Koenig/Hayes total 52 pts

**Feb. 15, 2018 - UW 57, #6 Purdue 53**

Ethan Happ tallies 21 pts and 12 reb as Badgers raise Frank Kaminsky's No. 44 into rafters

**Jan. 19, 2019 - UW 64, #2 Michigan 54**

UW knocks off 17-0 Michigan behind 26 points, 10 rebounds and 7 assists from Ethan Happ

**Feb. 1, 2020 - UW 64, #14 Michigan State 63**

UW wins first game over MSU since 2016

**Dec. 19, 2020 - UW 85, #23 Louisville 48**

UW's largest-ever win over a top-25 team

**March 1, 2022 - #10 UW 70, #8 Purdue 67**

Chucky Hepburn's 3FG with 1.5 seconds left clinches Big Ten regular season championship

0 | JAHCOBI NEATH

Senior | Guard | 6-4 | 190  
Toronto, Ontario | Crestwood Prep (Wake Forest)



Twitter: N/A | Instagram: @jahcobiii

INDIVIDUAL BENCHMARKS

	SEASON	CAREER
GP/GS	3/0	76/10
10+ POINTS:	--	6
20+ POINTS:	--	0
3+ FGS MADE:	--	12
2+ ASSISTS:	--	28
2+ STEALS:	--	8
20+ MINUTES:	--	23

GET TO KNOW JAHCOBI

Now in his second season with Wisconsin, Jahcobi Neath looks to become a key contributor in the lineup. Hindered by injuries last year, he played in 23 games (1 start) for the Badgers, averaging 9.7 minutes per game off the bench. Neath transferred to Wisconsin from Wake Forest, where he played a total of 30 games (5 starts) over two seasons. He averaged 5.3 points (42.2% FG, 48% 3FG) and 2.2 assists per game his freshman season. As a sophomore at Wake Forest, he played 20 games (4 starts), averaging 3.8 points and 1.7 assists per game. During his prep career, Neath played internationally at the 2019 FIBA U-19 World Cup, representing Canada at the U18 and U19 levels. He played high school basketball at Crestwood Prep in Toronto and led the Lions to the 2019 national championship, averaging 26 points, 7 rebounds and 4 assists per game his senior season.

TOP PERFORMANCES

- **MICHIGAN (2/20/22):** Went 4-4 from the free-throw line and scored 6 points off the bench in a win
- **NICHOLLS (12/15/21):** Made his first start at Wisconsin, finishing with 9 points and a career-high 7 rebounds, plus 2 assists
- **PITTSBURGH (3/10/20):** Played a career-high 34 minutes posting 6 points, 4 rebounds, and 6 assists
- Posted back-to-back 16-point contests against Georgia Tech (2/19/20) and Duke (2/25/20)

SEASON HIGHS

POINTS: 3 vs. South Dakota (11/7/22)  
FIELD GOALS: 1 vs. South Dakota (11/7/22)  
FG ATTEMPTS: 3 vs. Stanford (11/11/22)  
3-POINT FGS: 1 vs. South Dakota (11/7/22)  
3-POINT FGAS: 1 (2x) MR vs. Stanford (11/11/22)  
FREE THROWS: --  
FT ATTEMPTS: --  
REBOUNDS: 1 vs. South Dakota (11/7/22)  
ASSISTS: 1 vs. Stanford (11/11/22)  
BLOCKS: --  
STEALS: 1 vs. Stanford (11/11/22)  
MINUTES: 15 vs. Stanford (11/11/22)

CAREER HIGHS

POINTS: 16 (2x) MR vs. Duke (2/25/20)\*  
FIELD GOALS: 5 (2x) MR vs. Longwood (11/27/20)\*  
FG ATTEMPTS: 10 (2x) MR at BC (2/10/21)\*  
3-POINT FGS: 2 (2x) MR at NC State (1/27/21)\*  
3-POINT FGAS: 5 at Virginia Tech (2/27/21)\*  
FREE THROWS: 9 vs. Duke (2/25/20)\*  
FT ATTEMPTS: 12 vs. Duke (2/25/20)\*  
REBOUNDS: 7 vs. Nicholls (12/15/21)  
ASSISTS: 6 (3x) MR vs. Del. St (11/25/20)\*  
BLOCKS: 1 (3x) MR vs. Duke (2/17/21)\*  
STEALS: 3 vs. Catawba (12/31/20)\*  
MINUTES: 34 vs. Pittsburgh (3/10/20)

\*recorded at Wake Forest

GAME-BY-GAME STATISTICS

#0 NEATH, Jahcobi

Opponent	Date	GS	MIN	Total		3-Pointers		Free throws		Rebounds		PF	A	TO	BLK	STL	PTS	AVG		
				FG-FGA	PCT	3FG-3FGA	PCT	FT-FTA	PCT	OFF	DEF								TOT	AVG
South Dakota	11/07/2022		08:44	1-1	1.000	1-1	1.000	0-0	.000	0	1	1	1.0	1	0	0	0	3	3.0	
vs Stanford	11/11/2022		15:03	0-3	.000	0-1	.000	0-0	.000	0	0	0	0.5	0	1	2	0	1	1.5	
Green Bay	11/15/2022		04:38	0-0	.000	0-0	.000	0-0	.000	0	0	0	0.3	1	0	0	0	0	1.0	
Totals		0	28:25	1-4	.250	1-2	.500	0-0	.000	0	1	1	0.3	2	1	2	0	1	3	1.0

CAREER STATISTICS

NEATH, Jahcobi

				Field Goals		3-Point		F-Throws		Rebounds										Scoring	
SEASON	TEAM	GP-GS	MIN/AVG	FG-FGA	FG%	3FG-3FGA	3FG%	FT-FTA	FT%	OFF	DEF	TOT	AVG	PF-FO	A	TO	BLK	STL	PTS	AVG	
2021-22	Wisc	23-1	224/9.7	11-43	.256	4-18	.222	11-15	.733	9	25	34	1.5	13-0	8	6	1	4	37	1.6	
2022-23	Wisc	3-0	28/9.5	1-4	.250	1-2	.500	0-0	.000	0	1	1	0.3	2-0	1	2	0	1	3	1.0	
TOTAL		26-1	252/9.7	12-47	.255	5-20	.250	11-15	.733	9	26	35	1.3	15-0	9	8	1	5	40	1.5	

2 | JORDAN DAVIS

Junior | Guard | 6-4 | 200  
La Crosse, Wis. | La Crosse Central



Twitter: @jordan\_davis\_23 | Instagram: @jordan.davis.24

INDIVIDUAL BENCHMARKS		
	SEASON	CAREER
GP/GS	14/14	54/14
5+ POINTS:	11	12
10+ POINTS:	3	3
2+ 3-PTERS MADE:	4	4
LED UW IN PTS:	1	1
LED UW IN 3PT FG:	2	2

**GET TO KNOW JORDAN**

Jordan Davis looks to establish himself in UW's lineup this season after earning playing time in 27 games last season for the Badgers. He averaged 6.5 minutes per game off the bench last year, including a season-high 7 points in UW's win at Minnesota. A standout athlete at La Crosse Central, Davis helped lead his team to the WIAA Division 2 state tournament each of his three years on the varsity team, capturing the state title in 2017. Davis finished his high school career with 1,101 points, 470 rebounds, 270 assists and 187 steals. Davis averaged 12.3 points, 5.5 rebounds and 3.7 assists per game as a senior, helping the Red Raiders complete a 20-5 season. On the football field, Davis was also an impressive wide receiver for the Red Raiders, posting 358 receiving yards with 5 TDs through three games before suffering a season-ending injury. He hauled in 49 receptions for 873 yards and 10 touchdowns as a junior.

- TOP PERFORMANCES**
- **vs. USC (11/25/22):** Scored 8 points (3-5 FG), plus 3 rebounds and 1 steal playing 25 minutes in win.
  - **GREEN BAY (11/15/22):** Led UW in scoring for the first time in his career, finishing with 11 points and a career-high 3 triples (3-6 3FG), plus 3 reb and 2 stl.
  - **vs. Stanford (11/11/22):** Finished with a career-high 13 points (5-9 FG), 3 rebounds and 1 steal.
  - **SOUTH DAKOTA (11/7/22):** Made first career start, finishing with 6 points and a career-high 6 rebounds
  - **at MINNESOTA (2/23/22):** Played a season-high 20 minutes, finishing with 7 points (3-3 FG, 1-1 3FG), 2 rebounds and 2 assists.

SEASON HIGHS			CAREER HIGHS		
POINTS:	14 vs. Lehigh (12/15/22)		POINTS:	14 vs. Lehigh (12/15/22)	
FIELD GOALS:	5 (2x) MR vs. Lehigh (12/15/22)		FIELD GOALS:	5 (2x) MR vs. Lehigh (12/15/22)	
FG ATTEMPTS:	11 vs. Marquette (12/3/22)		FG ATTEMPTS:	11 vs. Marquette (12/3/22)	
3-POINT FGS:	4 vs. Lehigh (12/15/22)		3-POINT FGS:	4 vs. Lehigh (12/15/22)	
3-POINT FGAS:	6 (4x) MR vs. Western Michigan (12/30/22)		3-POINT FGAS:	6 (4x) MR vs. Western Michigan (12/30/22)	
FREE THROWS:	2 (2x) MR vs. Green Bay (11/15/22)		FREE THROWS:	2 (2x) MR vs. Green Bay (11/15/22)	
FT ATTEMPTS:	3 vs. Stanford (11/11/22)		FT ATTEMPTS:	3 vs. Stanford (11/11/22)	
REBOUNDS:	8 (2x) MR vs. Minnesota (1/3/23)		REBOUNDS:	8 (2x) MR vs. Minnesota (1/3/23)	
ASSISTS:	2 vs. Western Michigan (12/30/22)		ASSISTS:	2 at Minnesota (2/23/22)	
BLOCKS:	1 vs. Lehigh (12/15/22)		BLOCKS:	1 (3x) MR vs. Lehigh (12/15/22)	
STEALS:	2 vs. Green Bay (11/15/22)		STEALS:	2 vs. Green Bay (11/15/22)	
MINUTES:	37 vs. Marquette (12/3/22)		MINUTES:	37 vs. Marquette (12/3/22)	

GAME-BY-GAME STATISTICS																			
#2 DAVIS, Jordan																			
		Total		3-Pointers		Free throws		Rebounds		PF		A		TO		BLK		STL	
Opponent	Date	GS	MIN	FG-FGA	PCT	3FG-3FGA	PCT	FT-FTA	PCT	OFF	DEF	TOT	AVG	PF	A	TO	BLK	STL	PTS
South Dakota	11/07/2022	*	20:40	3-8	.375	0-2	.000	0-1	.000	1	5	6	6.0	1	0	0	0	0	6
vs Stanford	11/11/2022	*	25:02	5-9	.556	1-3	.333	2-3	.667	3	0	3	4.5	3	0	1	0	1	13
Green Bay	11/15/2022	*	32:59	3-7	.429	3-6	.500	2-2	1.000	1	2	3	4.0	0	1	0	1	2	11
vs Dayton	11/23/2022	*	31:07	1-7	.143	0-4	.000	0-0	.000	2	6	8	5.0	1	1	0	0	1	2
vs Kansas	11/24/2022	*	17:28	0-5	.000	0-3	.000	0-0	.000	0	4	4	4.8	1	1	0	0	0	0
vs Southern California	11/25/2022	*	24:55	3-5	.600	1-3	.333	1-1	1.000	1	2	3	4.5	0	1	0	0	1	8
Wake Forest	11/29/2022	*	14:18	1-2	.500	1-2	.500	0-0	.000	0	1	1	4.0	5	0	0	0	0	3
at Marquette	12/03/2022	*	37:06	3-11	.273	2-6	.333	0-0	.000	2	2	4	4.0	4	1	1	0	1	8
Maryland	12/06/2022	*	22:58	3-5	.600	1-3	.333	1-2	.500	1	5	6	4.2	2	0	0	0	1	8
at Iowa	12/11/2022	*	22:48	2-4	.500	1-3	.333	0-0	.000	0	2	2	4.0	2	0	0	0	0	5
Lehigh	12/15/2022	*	25:19	5-8	.625	4-6	.667	0-0	.000	0	5	5	4.1	0	0	0	1	0	14
Western Mich.	12/30/2022	*	24:15	3-7	.429	2-6	.333	1-2	.500	0	2	2	3.9	1	2	0	0	0	9
Minnesota	01/03/2023	*	27:39	3-5	.600	1-3	.333	0-0	.000	1	7	8	4.2	2	0	1	0	0	7
at Illinois	01/07/2023	*	26:15	2-4	.500	1-3	.333	0-1	.000	0	4	4	4.2	3	0	0	0	0	5
Totals			14 352:48	37-87	.425	18-53	.340	7-12	.583	12	47	59	4.2	25	7	3	2	7	99

CAREER STATISTICS														
DAVIS, Jordan														
			Field Goals		3-Point		F-Throws		Rebounds				Scoring	
SEASON	TEAM	GP-GS	MIN/AVG	FG-FGA	FG%	3FG-3FGA	3FG%	FT-FTA	FT%	OFF	DEF	TOT	AVG	PF-FO
2020-21	Wisc	13-0	20/1.6	3-6	.500	2-5	.400	0-0	.000	0	1	1	0.1	0-0
2021-22	Wisc	27-0	175/6.5	13-40	.325	8-28	.286	1-3	.333	9	15	24	0.9	19-0
2022-23	Wisc	14-14	353/25.2	37-87	.425	18-53	.340	7-12	.583	12	47	59	4.2	25-1
TOTAL		54-14	549/10.2	53-133	.398	28-86	.326	8-15	.533	21	63	84	1.6	44-1



3 |

CONNOR ESSEGIAN

Freshman | Guard | 6-4 | 185  
Fort Wayne, Ind. | Central Noble



Twitter: @CEssegian | Instagram: @connoressegian

INDIVIDUAL BENCHMARKS

	SEASON	CAREER
GP/GS:	14/0	14/0
5+ POINTS:	13	13
10+ POINTS:	8	8
2+ 3-PTERS MADE:	11	11
LED TEAM IN 3FGS:	6	6

GET TO KNOW CONNOR

True freshman guard Connor Essegian (pronounced "eh-SEE-gin") begins his first season with the Badgers after finishing his high school career as one of the most prolific prep scorers in Indiana basketball history. The 6-foot-4 guard from Fort Wayne, Indiana scored 2,526 career points for Central Noble High School, which ranked No. 10 on the all-time scoring list in the state of Indiana. Finishing as Central Noble's all-time leading scorer, he broke a record that stood for 44 years. His senior season, Essegian averaged over 26 points per game, converting 43 percent from 3-point range and 68 percent overall from the floor. He led Central Noble to the Class 2A state basketball championship game his senior season. As a sophomore, Essegian led Central Noble to its first NECC Tournament title in 50 years and the best season in program history at 22-5 overall. He scored 648 points that sophomore season, which went down as the highest single-season scoring total in Noble county history.

TOP PERFORMANCES

- **vs. #3 Kansas (11/24/22):** Played a career-high 31 minutes off the bench, sparking the Badgers with 17 points (6-12 FG), plus 5 rebounds.
- **vs. USC (11/25/22):** Hit a career-high 4 triples, finishing with 12 points (4-6 3FG) and 4 rebounds.
- **vs. Dayton (11/23/22):** Scored a team-high 13 points (3-6 FG, 2-4 3FG) in 19 minutes off the bench.

SEASON HIGHS

POINTS: 17 vs. Kansas (11/24/22)  
FIELD GOALS: 6 vs. Kansas (11/24/22)  
FG ATTEMPTS: 12 vs. Kansas (11/24/22)  
3-POINT FGS: 4 vs. USC (11/25/22)  
3-POINT FGAS: 7 (2x) MR vs. Lehigh (12/15/22)  
FREE THROWS: 5 vs. Dayton (11/23/22)  
FT ATTEMPTS: 5 (2x) MR vs. Minnesota (1/3/23)  
REBOUNDS: 6 (2x) MR vs. Lehigh (12/15/22)  
ASSISTS: 3 (2x) MR vs. Maryland (12/6/22)  
BLOCKS: 1 (2x) MR vs. Maryland (12/6/22)  
STEALS: 2 vs. Minnesota (1/3/23)  
MINUTES: 32 at Iowa (12/11/22)

CAREER HIGHS

POINTS: 17 vs. Kansas (11/24/22)  
FIELD GOALS: 6 vs. Kansas (11/24/22)  
FG ATTEMPTS: 12 vs. Kansas (11/24/22)  
3-POINT FGS: 4 vs. USC (11/25/22)  
3-POINT FGAS: 7 (2x) MR vs. Lehigh (12/15/22)  
FREE THROWS: 5 vs. Dayton (11/23/22)  
FT ATTEMPTS: 5 (2x) MR vs. Minnesota (1/3/23)  
REBOUNDS: 6 (2x) MR vs. Lehigh (12/15/22)  
ASSISTS: 3 (2x) MR vs. Maryland (12/6/22)  
BLOCKS: 1 (2x) MR vs. Maryland (12/6/22)  
STEALS: 2 vs. Minnesota (1/3/23)  
MINUTES: 32 at Iowa (12/11/22)

GAME-BY-GAME STATISTICS

#3 ESSEGIAN, Connor

Opponent	Date	GS	MIN	Total		3-Pointers		Free throws		Rebounds			PF	A	TO	BLK	STL	PTS	AVG	
				FG-FGA	PCT	3FG-3FGA	PCT	FT-FTA	PCT	OFF	DEF	TOT								
South Dakota	11/07/2022		14:23	2-3	.667	2-3	.667	0-0	.000	0	1	1	1.0	2	1	1	0	1	6	6.0
vs Stanford	11/11/2022		23:01	3-9	.333	2-4	.500	0-0	.000	0	2	2	1.5	1	0	0	0	0	8	7.0
Green Bay	11/15/2022		07:29	0-1	.000	0-0	.000	2-2	1.000	0	1	1	1.3	0	0	2	0	0	2	5.3
vs Dayton	11/23/2022		19:23	3-6	.500	2-4	.500	5-5	1.000	0	2	2	1.5	1	0	1	0	1	13	7.3
vs Kansas	11/24/2022		31:05	6-12	.500	3-7	.429	2-2	1.000	1	4	5	2.2	2	1	1	0	1	17	9.2
vs Southern California	11/25/2022		25:27	4-8	.500	4-6	.667	0-0	.000	0	4	4	2.5	1	0	1	0	1	12	9.7
Wake Forest	11/29/2022		22:60	3-7	.429	2-5	.400	4-4	1.000	2	2	4	2.7	2	2	3	0	0	12	10.0
at Marquette	12/03/2022		22:50	5-10	.500	2-5	.400	0-0	.000	1	2	3	2.8	4	3	1	0	1	12	10.3
Maryland	12/06/2022		22:06	2-7	.286	2-5	.400	2-2	1.000	0	1	1	2.6	0	3	0	0	1	8	10.0
at Iowa	12/11/2022		32:15	5-11	.455	2-6	.333	2-2	1.000	0	6	6	2.9	0	1	3	0	1	14	10.4
Lehigh	12/15/2022		20:08	5-10	.500	3-7	.429	0-0	.000	2	4	6	3.2	1	0	1	0	1	13	10.6
Western Mich.	12/30/2022		23:07	2-6	.333	2-6	.333	2-2	1.000	0	2	2	3.1	2	1	0	0	0	8	10.4
Minnesota	01/03/2023		19:42	3-7	.429	1-3	.333	4-5	.800	0	4	4	3.2	1	0	1	0	2	11	10.5
at Illinois	01/07/2023		22:39	2-5	.400	1-3	.333	0-0	.000	0	0	0	2.9	3	0	2	0	0	5	10.1
Totals		0	306:34	45-102	.441	28-64	.438	23-24	.958	6	35	41	2.9	20	12	17	0	10	141	10.1

CAREER STATISTICS

ESSEGIAN, Connor

				Field Goals		3-Point		F-Throws		Rebounds								Scoring		
SEASON	TEAM	GP-GS	MIN/AVG	FG-FGA	FG%	3FG-3FGA	3FG%	FT-FTA	FT%	OFF	DEF	TOT	AVG	PF-FO	A	TO	BLK	STL	PTS	AVG
2022-23	Wisc	14-0	307/21.9	45-102	.441	28-64	.438	23-24	.958	6	35	41	2.9	20-0	12	17	0	10	141	10.1
TOTAL		14-0	307/21.9	45-102	.441	28-64	.438	23-24	.958	6	35	41	2.9	20-0	12	17	0	10	141	10.1

4 | KAMARI McGEE

Sophomore | Guard | 6-0 | 180  
Racine, Wis. | Racine St. Catherine's (Green Bay)



Twitter: @KamariMcGee | Instagram: @killla\_kam

INDIVIDUAL BENCHMARKS

	SEASON	CAREER
GP/GS:	11/0	41/22
10+ POINTS:	--	16
20+ POINTS:	--	5
5+ REBOUNDS:	--	5
3+ ASSISTS:	--	9
2+ STEALS:	--	8
LED TEAM IN PTS:	--	11
LED TEAM IN AST:	--	12

GET TO KNOW KAMARI

A sophomore from Racine, Wisconsin, Kamari McGee returns home to play for the Badgers after transferring from Green Bay. The point guard was named to the 2021-22 Horizon League All-Freshman Team last season, playing in 30 games (20 starts) for the Phoenix as the team’s leading scorer with 11.6 points per game. McGee posted four 20-plus point performances in his freshman season at Green Bay, including a career-high 24 points against Wright State. A standout prep athlete at Racine St. Catherine’s, McGee helped lead the Angels to a 29-1 record his senior season and capture the 2020 WIAA Division 3 state championship. He averaged 17 points, seven rebounds and four assists per game as a senior.

TOP CAREER PERFORMANCES

- at Marquette (12/03/22): Scored his first points as a Badger, finishing with 5 pts off the bench in a win.
- WRIGHT STATE (2/9/22): Finished with a career-high 24 points, 5 rebounds and 5 steals.

SEASON HIGHS

POINTS:	5 vs. Marquette (12/3/22)
FIELD GOALS:	2 vs. Marquette (12/3/22)
FG ATTEMPTS:	3 vs. Marquette (12/3/22)
3-POINT FGS:	1 vs. Marquette (12/3/22)
3-POINT FGAS:	2 vs. Marquette (12/3/22)
FREE THROWS:	1 vs. Western Michigan (12/30/22)
FT ATTEMPTS:	2 vs. Western Michigan (12/30/22)
REBOUNDS:	2 (2x) MR vs. Marquette (12/3/22)
ASSISTS:	2 (2x) MR vs. Lehigh (12/15/22)
BLOCKS:	--
STEALS:	1 (3x) MR vs. Lehigh (12/15/22)
MINUTES:	12 vs. Lehigh (12/15/22)

CAREER HIGHS

POINTS:	24 vs. Wright State (2/9/22)*
FIELD GOALS:	9 (2x) MR vs. Wright State (2/9/22)*
FG ATTEMPTS:	19 vs. UIC (1/15/22)*
3-POINT FGS:	2 (9x) MR vs. Detroit (3/1/22)*
3-POINT FGAS:	8 at Milwaukee (2/13/22)*
FREE THROWS:	8 vs. Milwaukee (1/5/22)*
FT ATTEMPTS:	8 vs. Milwaukee (1/5/22)*
REBOUNDS:	9 (2x) MR vs. Detroit (3/1/22)*
ASSISTS:	4 (2x) MR vs. Cleveland St (2/20/22)*
BLOCKS:	1 (2x) MR vs. Pur-Ft Wayne (2/18/22)*
STEALS:	4 at IUPUI (2/26/22)*
MINUTES:	40 vs. UIC (1/15/22)*

\*recorded at Green Bay

GAME-BY-GAME STATISTICS

#4 MCGEE, Kamari

Opponent	Date	GS	MIN	Total		3-Pointers		Free throws		Rebounds										
				FG-FGA	PCT	3FG-3FGA	PCT	FT-FTA	PCT	OFF	DEF	TOT	AVG	PF	A	TO	BLK	STL	PTS	AVG
South Dakota	11/07/2022		08:02	0-1	.000	0-1	.000	0-0	.000	0	2	2	2.0	2	2	1	0	1	0	0.0
vs Stanford	11/11/2022		01:37	0-0	.000	0-0	.000	0-0	.000	0	0	0	1.0	1	0	0	0	0	0	0.0
Green Bay	11/15/2022		05:30	0-0	.000	0-0	.000	0-0	.000	0	0	0	0.7	1	1	1	0	0	0	0.0
vs Kansas	11/24/2022		04:44	0-0	.000	0-0	.000	0-0	.000	0	1	1	0.8	3	0	0	0	0	0	0.0
at Marquette	12/03/2022		09:55	2-3	.667	1-2	.500	0-0	.000	1	1	2	1.0	0	0	1	0	0	5	1.0
Maryland	12/06/2022		02:31	0-0	.000	0-0	.000	0-0	.000	0	0	0	0.8	0	0	0	0	0	0	0.8
at Iowa	12/11/2022		03:47	0-1	.000	0-1	.000	0-0	.000	0	0	0	0.7	0	0	0	0	1	0	0.7
Lehigh	12/15/2022		11:53	0-1	.000	0-1	.000	0-0	.000	0	1	1	0.8	2	2	1	0	1	0	0.6
Western Mich.	12/30/2022		08:41	0-1	.000	0-1	.000	1-2	.500	0	1	1	0.8	0	1	0	0	0	1	0.7
Minnesota	01/03/2023		03:30	0-0	.000	0-0	.000	0-0	.000	0	0	0	0.7	0	0	0	0	0	0	0.6
at Illinois	01/07/2023		02:29	0-1	.000	0-1	.000	0-0	.000	0	0	0	0.6	1	0	1	0	0	0	0.5
Totals		0	62:39	2-8	.250	1-7	.143	1-2	.500	1	6	7	0.6	10	6	5	0	3	6	0.5

CAREER STATISTICS

MCGEE, Kamari

SEASON	TEAM	GP-GS	MIN/AVG	Field Goals		3-Point		F-Throws		Rebounds				Scoring			
				FG-FGA	FG%	3FG-3FGA	3FG%	FT-FTA	FT%	OFF	DEF	TOT	AVG	PF-FO	A	TO	BLK
2021-22	GB	30-21	873/29.1	132-340	.388	25-91	.275	59-73	.808	16	67	83	2.8	72-1	58	76	2
2022-23	Wisc	11-0	63/5.7	2-8	.250	1-7	.143	1-2	.500	1	6	7	0.6	10-0	6	5	0
TOTAL FOR Wisc		11-0	63/5.7	2-8	.250	1-7	.143	1-2	.500	1	6	7	0.6	10-0	6	5	0
TOTAL		41-21	936/22.8	134-348	.385	26-98	.265	60-75	.800	17	73	90	2.2	82-1	64	81	2

5 | TYLER WAHL

Senior | Forward | 6-9 | 225  
Lakeville, Minn. | Lakeville North



Twitter: @tjwahl01 | Instagram: @tjwahl01

INDIVIDUAL BENCHMARKS

	SEASON	CAREER
GP/GS:	13/13	107/66
10+ POINTS:	9	33
20+ POINTS:	2	5
5+ REBOUNDS:	10	52
10+ REBOUNDS:	2	9
DOUBLE-DOUBLES:	2	6
2+ BLOCKS:	2	14
LED UW IN PTS:	4	8
LED UW IN REB:	7	23

GET TO KNOW TYLER

Senior forward Tyler Wahl has not only become one of the most valuable players in the Big Ten, but one of the most versatile in the country. Wahl is the most experienced Badger on this season's squad. Skilled both defensively and offensively, Wahl averaged 11.4 points and 5.9 rebounds per game last season, while also leading the team in steals (37) and ranking second in blocks (25). One of Wahl's best performances came in UW's Big Ten title-clinching home win over No. 8 Purdue, during which he posted a team-high 19 points, five steals, two blocks, two rebounds and two assists. As a prep senior at Lakeville North, Wahl averaged 18.0 points, 10.0 rebounds and 6.6 assists per game, leading the Panthers to a 27-5 record, the school's first-ever conference title, and an appearance in the Class AAAA state championship game. He earned back-to-back AP second-team All-State honors as a junior and senior, setting the school record for rebounds (905) and finishing third in Panther history with 1,397 points.

HONORS

- 2022 Battle 4 Atlantis All-Tournament Team
- 2022 All-Big Ten Honorable Mention

TOP SEASON PERFORMANCES

- **vs. #3 KANSAS (11/24/22):** Matched a career-high with 23 points, plus 10 reb, 3 stl and 2 ast.
- **SOUTH DAKOTA (11/7/22):** Posted his 5th career double-double with 19 points and 10 rebounds.
- **#8 PURDUE (3/1/22):** Team-high 19 points and career-high 5 steals in conference clinching win
- **RUTGERS (2/12/22):** Led UW with a career-high 23 points (9-14 FG, 1-1 3FG, 4-5 FT), 3 reb, 2 ast, 2 stl
- **#16 OHIO STATE (1/13/22):** Scored 20 points, grabbed 7 rebounds, dished 6 assists, and 3 steals

SEASON HIGHS

POINTS: 23 vs. Kansas (11/24/22)  
FIELD GOALS: 9 at Iowa (12/11/22)  
FG ATTEMPTS: 19 vs. Kansas (11/24/22)  
3-POINT FGS: 1 (4x) MR vs. Lehigh (12/15/22)  
3-POINT FGAS: 3 (2x) MR vs. Marquette (12/3/22)  
FREE THROWS: 9 vs. South Dakota (11/7/22)  
FT ATTEMPTS: 10 vs. South Dakota (11/7/22)  
REBOUNDS: 10 (2x) MR vs. Kansas (11/24/22)  
ASSISTS: 4 (2x) MR vs. Lehigh (12/15/22)  
BLOCKS: 2 (2x) MR vs. Western Michigan (12/30/22)  
STEALS: 4 at Iowa (12/6/22)  
MINUTES: 40 at Iowa (12/11/22)

CAREER HIGHS

POINTS: 23 (2x) MR vs. Kansas (11/24/22)  
FIELD GOALS: 9 (2x) MR at Iowa (12/11/22)  
FG ATTEMPTS: 19 vs. Kansas (11/24/22)  
3-POINT FGS: 2 (3x) MR vs. Ohio State (1/13/22)  
3-POINT FGAS: 5 at Nebraska (2/10/21)  
FREE THROWS: 9 vs. South Dakota (11/7/22)  
FT ATTEMPTS: 12 vs. Illinois St (12/29/21)  
REBOUNDS: 15 vs. Green Bay (12/1/20)  
ASSISTS: 6 vs. Ohio State (1/13/22)  
BLOCKS: 4 vs. Saint Mary's (11/24/21)  
STEALS: 5 (2x) MR vs. Nebraska (3/6/22)  
MINUTES: 40 at Iowa (12/11/22)

GAME-BY-GAME STATISTICS

#5 WAHL, Tyler

Opponent	Date	GS	MIN	Total		3-Pointers		Free throws		Rebounds		PF	A	TO	BLK	STL	PTS	AVG		
				FG-FGA	PCT	3FG-3FGA	PCT	FT-FTA	PCT	OFF	DEF								TOT	AVG
South Dakota	11/07/2022	*	26:58	5-11	.455	0-3	.000	9-10	.900	3	7	10	10.0	2	4	3	1	2	19	19.0
vs Stanford	11/11/2022	*	32:48	6-13	.462	1-2	.500	4-8	.500	1	4	5	7.5	2	0	2	0	3	17	18.0
Green Bay	11/15/2022	*	23:49	2-11	.182	0-1	.000	4-4	1.000	2	7	9	8.0	4	0	4	0	0	8	14.7
vs Dayton	11/23/2022	*	24:06	1-8	.125	0-2	.000	1-1	1.000	2	1	3	6.8	4	0	3	0	1	3	11.8
vs Kansas	11/24/2022	*	35:00	8-19	.421	0-1	.000	7-8	.875	3	7	10	7.4	4	2	2	0	3	23	14.0
vs Southern California	11/25/2022	*	35:22	6-12	.500	0-1	.000	2-3	.667	1	8	9	7.7	0	3	2	0	0	14	14.0
Wake Forest	11/29/2022	*	30:55	6-14	.429	0-1	.000	5-5	1.000	1	3	4	7.1	3	2	2	0	0	17	14.4
at Marquette	12/03/2022	*	38:33	6-12	.500	1-3	.333	2-4	.500	0	7	7	7.1	3	1	5	1	2	15	14.5
Maryland	12/06/2022	*	28:48	3-10	.300	0-1	.000	3-7	.429	0	5	5	6.9	5	3	3	2	1	9	13.9
at Iowa	12/11/2022	*	40:05	9-14	.643	1-2	.500	2-5	.400	1	6	7	6.9	4	3	4	0	4	21	14.6
Lehigh	12/15/2022	*	31:50	5-11	.455	1-1	1.000	2-4	.500	2	5	7	6.9	0	4	3	0	2	13	14.5
Western Mich.	12/30/2022	*	25:45	5-10	.500	0-0	.000	0-2	.000	1	4	5	6.8	2	2	2	0	0	10	14.1
Minnesota	01/03/2023	*	08:50	1-5	.200	0-1	.000	0-0	.000	0	2	2	6.4	0	0	0	1	0	2	13.2
Totals			13 382:49	63-150	.420	4-19	.211	41-61	.672	17	66	83	6.4	33	24	35	7	18	171	13.2

CAREER STATISTICS

WAHL, Tyler

SEASON	TEAM	GP-GS	MIN/AVG	Field Goals	3-Point	F-Throws	Rebounds	PF-FO	A	TO	BLK	STL	PTS	AVG
2019-20	Wisc	31-3	478/15.4	34-79 .430	6-28 .214	7-18 .389	34 48 82 2.6	64-0	32	33	5	20	81	2.6
2020-21	Wisc	31-18	762/24.6	58-133 .436	10-36 .278	34-60 .567	33 100 133 4.3	68-1	42	28	21	31	160	5.2
2021-22	Wisc	32-32	973/30.4	145-281 .516	6-37 .162	70-100 .700	52 137 189 5.9	80-1	49	52	25	37	366	11.4
2022-23	Wisc	13-13	383/29.4	63-150 .420	4-19 .211	41-61 .672	17 66 83 6.4	33-1	24	35	7	18	171	13.2
TOTAL		107-66	2595/24.3	300-643 .467	26-120 .217	152-239 .636	136 351 487 4.6	245-3	147	148	58	106	778	7.3



11 | MAX KLESMIT

Junior | Guard | 6-3 | 200  
Neenah, Wis. | Neenah



Twitter: @maxkle2 | Instagram: @maxklesmit

INDIVIDUAL BENCHMARKS

	SEASON	CAREER
GP/GS:	14/14	64/47
10+ POINTS:	4	36
20+ POINTS:	--	7
5+ REBOUNDS:	2	14
3+ ASSISTS:	3	13
LED TEAM IN PTS:	--	12
LED TEAM IN 3FGS:	--	16

GET TO KNOW MAX

A junior guard from Neenah, Wisconsin, Max Klesmit returns home to the state of Wisconsin looking to live out a life-long dream of playing for the Badgers. Klesmit spent the last two seasons at Wofford, where he played in 50 games and made 33 starts. The team's second-leading scorer his sophomore season, Klesmit was a third-team All-Southern Conference honoree after he averaged 14.9 points per game and shot 44.6 percent from the floor. A standout prep athlete at Neenah High School, Klesmit was named the Fox Valley Association Player of the Year as a senior, averaging 25.5 points and 7.8 rebounds per game while leading the Rockets to a 23-2 record and a section final.

HONORS

- 2021-22 Third-Team All-Southern Conference
- 2020-21 Southern Conference All-Freshman Team
- 2020-21 Southern Conference Academic Honor Roll

TOP CAREER PERFORMANCES

- **vs. #3 Kansas (11/24/22):** Played a career-high 43 minutes, finishing with 13 points (4-6 FG, 2-3 3FG).
- **SOUTH DAKOTA (11/7/22):** Made his Badger debut, finishing with 11 points (2-3 3FG).
- **THE CITADEL (1/19/22):** Matched career-high with 27 points (10-16 FG, 5-8 3FG), plus 5 rebounds
- **at South Carolina (11/23/22):** Scored a career-high 27 points (8-10 FG, 5-7 3FG), plus 4 steals

SEASON HIGHS

POINTS: 13 (2x) MR vs. Marquette (12/3/22)  
FIELD GOALS: 4 (3x) MR at Illinois (1/7/23)  
FG ATTEMPTS: 9 at Illinois (1/7/23)  
3-POINT FGS: 2 (5x) MR at Illinois (1/7/23)  
3-POINT FGAS: 5 at Illinois (1/7/23)  
FREE THROWS: 4 vs. Marquette (12/3/22)  
FT ATTEMPTS: 5 vs. Marquette (12/3/22)  
REBOUNDS: 5 (2x) MR vs. Dayton (11/23/22)  
ASSISTS: 4 vs. Marquette (12/3/22)  
BLOCKS: 1 (4x) MR at Illinois (1/7/23)  
STEALS: 3 vs. Minnesota (1/3/23)  
MINUTES: 43 vs. Kansas (11/24/22)

CAREER HIGHS

POINTS: 27 (2x) MR vs. The Citadel (1/19/22)\*  
FIELD GOALS: 10 vs. The Citadel (1/19/22)\*  
FG ATTEMPTS: 16 (3x) MR at Chattanooga (1/26/22)\*  
3-POINT FGS: 5 (2x) MR vs. The Citadel (1/19/22)\*  
3-POINT FGAS: 10 (3x) MR vs. ETSU (2/5/22)\*  
FREE THROWS: 7 (2x) MR at Samford (2/9/22)\*  
FT ATTEMPTS: 10 at Samford (2/9/22)\*  
REBOUNDS: 7 at The Citadel (1/27/22)\*  
ASSISTS: 6 vs. W Carolina (2/12/22)\*  
BLOCKS: 1 (4x) MR at Illinois (1/7/23)  
STEALS: 5 at The Citadel (2/16/22)\*  
MINUTES: 43 vs. Kansas (11/24/22)

\*recorded at Wofford

GAME-BY-GAME STATISTICS

#11 KLESMIT, Max

Opponent	Date	GS	MIN	Total		3-Pointers		Free throws		Rebounds			PF	A	TO	BLK	STL	PTS	AVG		
				FG-FA	PCT	3FG-3FA	PCT	FT-FTA	PCT	OFF	DEF	TOT								AVG	
South Dakota	11/07/2022	*	30:39	3-6	.500	2-3	.667	3-4	.750	0	4	4	4.0	2	0	2	0	1	11	11.0	
vs Stanford	11/11/2022	*	16:59	0-1	.000	0-1	.000	0-0	.000	0	3	3	3.5	4	1	0	0	1	0	5.5	
Green Bay	11/15/2022	*	35:57	2-5	.400	2-4	.500	3-4	.750	1	4	5	4.0	1	1	0	0	2	9	6.7	
vs Dayton	11/23/2022	*	22:14	1-5	.200	1-3	.333	0-0	.000	0	5	5	4.3	2	0	1	1	2	3	5.8	
vs Kansas	11/24/2022	*	43:08	4-6	.667	2-3	.667	3-4	.750	0	1	1	3.6	2	2	0	0	1	13	7.2	
vs Southern California	11/25/2022	*	30:50	0-2	.000	0-1	.000	0-0	.000	0	1	1	3.2	3	2	1	0	0	0	6.0	
Wake Forest	11/29/2022	*	36:07	1-3	.333	0-2	.000	0-0	.000	0	1	1	2.9	2	3	1	0	3	2	5.4	
at Marquette	12/03/2022	*	34:22	4-8	.500	1-3	.333	4-5	.800	0	3	3	2.9	3	4	2	0	2	13	6.4	
Maryland	12/06/2022	*	34:27	2-6	.333	1-3	.333	2-2	1.000	0	3	3	2.9	2	2	1	0	2	7	6.4	
at Iowa	12/11/2022	*	30:20	3-5	.600	1-2	.500	0-0	.000	0	2	2	2.8	3	2	1	0	1	7	6.5	
Lehigh	12/15/2022	*	29:19	3-5	.600	2-3	.667	0-0	.000	0	1	1	2.6	1	3	1	0	1	8	6.6	
Western Mich.	12/30/2022	*	31:12	3-5	.600	1-3	.333	0-0	.000	0	0	0	2.4	0	0	0	0	1	7	6.7	
Minnesota	01/03/2023	*	34:58	2-8	.250	1-4	.250	0-0	.000	0	1	1	2.3	3	3	2	1	3	5	6.5	
at Illinois	01/07/2023	*	33:13	4-9	.444	2-5	.400	1-3	.333	1	3	4	2.4	4	1	0	1	2	11	6.9	
Totals			14	443:46	32-74	.432	16-40	.400	16-22	.727	2	32	34	2.4	32	24	12	3	22	96	6.9

CAREER STATISTICS

KLESMIT, Max

SEASON	TEAM	GP-GS	MIN/AVG	Field Goals		3-Point		F-Throws		Rebounds			Scoring							
				FG-FGA	FG%	3FG-3FGA	3FG%	FT-FTA	FT%	OFF	DEF	TOT	AVG	PF-FO	A	TO	BLK	STL	PTS	AVG
2020-21	WOF	19-2	429/22.6	54-116	.466	25-67	.373	22-26	.846	9	43	52	2.7	46-1	22	23	0	24	155	8.2
2021-22	WOF	31-31	986/31.8	156-350	.446	68-200	.340	82-98	.837	13	73	86	2.8	84-2	60	66	3	50	462	14.9
2022-23	Wisc	14-14	444/31.7	32-74	.432	16-40	.400	16-22	.727	2	32	34	2.4	32-0	24	12	3	22	96	6.9
TOTAL FOR Wisc		14-14	444/31.7	32-74	.432	16-40	.400	16-22	.727	2	32	34	2.4	32-0	24	12	3	22	96	6.9
TOTAL		64-47	1859/29.0	242-540	.448	109-307	.355	120-146	.822	24	148	172	2.7	162-3	106	101	6	96	713	11.1

14 | CARTER GILMORE

Junior | Forward | 6-7 | 225  
Hartland, Wis. | Arrowhead



Twitter: @CarterGilmore03 | Instagram: @cartergilmore\_

INDIVIDUAL BENCHMARKS		
	SEASON	CAREER
GP/GS:	14/1	45/1
5+ POINTS:	4	5
10+ POINTS:	--	--
5+ REBOUNDS:	3	5
2+ BLOCKS:	--	1

**GET TO KNOW CARTER**

Carter Gilmore is now in his third season with the Badgers. Last year, he played in 22 games for UW and came off the bench averaging 7.8 minutes per contest. He scored a season-high 5 points in UW's opener against St. Francis Brooklyn. A preferred walk-on who has since earned a scholarship, Gilmore was a standout in-state recruit at Arrowhead. Named the Classic Eight Conference Player of the Year, Gilmore led Arrowhead to a program-best record of 23-1 and a regional championship his senior season. Gilmore finished his prep career as Arrowhead's all-time leading scorer (1,565 pts). As a senior, he averaged 26.8 points, 11.3 rebounds and 5.6 assists per game. Carter's father, Brian, was on the coaching staff of Bo Ryan's first Division III national championship team at UW-Platteville in 1991. Carter's mother, Stephanie, was a stand-out player on the UW-Platteville women's team, inducted into the WIAC Hall of Fame in 2018.

- TOP CAREER PERFORMANCES**
- **GREEN BAY (11/15/22):** Played a season-high 21 minutes, matching career highs with 5 points and 5 rebounds, plus 1 assist and 1 steal in the win.

SEASON HIGHS		CAREER HIGHS	
POINTS:	8 at Iowa (12/11/22)	POINTS:	8 at Iowa (12/11/22)
FIELD GOALS:	4 at Iowa (12/11/22)	FIELD GOALS:	4 at Iowa (12/11/22)
FG ATTEMPTS:	7 at Iowa (12/11/22)	FG ATTEMPTS:	7 at Iowa (12/11/22)
3-POINT FGS:	1 (4x) MR vs. Western Michigan (12/30/22)	3-POINT FGS:	1 (4x) MR vs. Western Michigan (12/30/22)
3-POINT FGAS:	2 (2x) MR at Iowa (12/11/22)	3-POINT FGAS:	3 at Purdue (1/3/22)
FREE THROWS:	2 vs. Maryland (12/6/22)	FREE THROWS:	2 (2x) MR vs. Maryland (12/6/22)
FT ATTEMPTS:	5 vs. Maryland (12/6/22)	FT ATTEMPTS:	5 vs. vs. Maryland (12/6/22)
REBOUNDS:	7 at Illinois (1/7/23)	REBOUNDS:	7 at Illinois (1/7/23)
ASSISTS:	3 (2x) MR vs. Western Michigan (12/30/22)	ASSISTS:	3 (3x) MR vs. Western Michigan (12/30/22)
BLOCKS:	1 (2x) MR vs. Maryland (12/6/22)	BLOCKS:	1 (2x) MR vs. Maryland (12/6/22)
STEALS:	2 (2x) MR vs. Kansas (11/24/22)	STEALS:	2 (2x) MR vs. Kansas (11/24/22)
MINUTES:	30 (2x) MR at Illinois (1/7/23)	MINUTES:	30 (2x) MR at Illinois (1/7/23)

GAME-BY-GAME STATISTICS

#14 GILMORE, Carter

Opponent	Date	GS	MIN	Total		3-Pointers		Free throws		Rebounds				PF	A	TO	BLK	STL	PTS	AVG
				FG-FGA	PCT	3FG-3FGA	PCT	FT-FTA	PCT	OFF	DEF	TOT	AVG							
South Dakota	11/07/2022		12:12	1-1	1.000	0-0	.000	0-0	.000	2	1	3	3.0	0	1	0	0	1	2	2.0
vs Stanford	11/11/2022		12:07	1-4	.250	0-0	.000	0-0	.000	0	1	1	2.0	3	0	0	1	2	2	2.0
Green Bay	11/15/2022		20:44	2-4	.500	1-1	1.000	0-0	.000	2	3	5	3.0	4	1	2	0	1	5	3.0
vs Dayton	11/23/2022		19:28	0-3	.000	0-1	.000	0-0	.000	1	2	3	3.0	3	0	0	0	1	0	2.3
vs Kansas	11/24/2022		14:09	2-3	.667	0-0	.000	0-0	.000	1	1	2	2.8	2	0	0	0	2	4	2.6
vs Southern California	11/25/2022		12:19	1-3	.333	0-1	.000	0-0	.000	0	1	1	2.5	1	0	0	0	1	2	2.5
Wake Forest	11/29/2022		17:50	0-1	.000	0-1	.000	0-1	.000	0	1	1	2.3	0	2	0	0	1	0	2.1
at Marquette	12/03/2022		17:59	0-0	.000	0-0	.000	0-2	.000	1	2	3	2.4	1	3	0	0	1	0	1.9
Maryland	12/06/2022		23:27	2-4	.500	1-2	.500	2-5	.400	0	3	3	2.4	3	1	1	1	0	7	2.4
at Iowa	12/11/2022		21:22	4-7	.571	0-2	.000	0-0	.000	3	1	4	2.6	3	0	1	0	1	8	3.0
Lehigh	12/15/2022		16:21	2-6	.333	0-1	.000	1-2	.500	3	2	5	2.8	0	0	0	0	0	5	3.2
Western Mich.	12/30/2022		19:32	1-2	.500	1-1	1.000	0-0	.000	2	0	2	2.8	3	3	0	0	1	3	3.2
Minnesota	01/03/2023		29:53	1-3	.333	0-0	.000	0-0	.000	0	0	0	2.5	4	1	0	0	1	2	3.1
at Illinois	01/07/2023	*	30:36	2-3	.667	0-0	.000	0-1	.000	3	4	7	2.9	3	1	1	0	0	4	3.1
Totals			1 267:60	19-44	.432	3-10	.300	3-11	.273	18	22	40	2.9	30	13	5	2	13	44	3.1

CAREER STATISTICS																
GILMORE, Carter																
SEASON	TEAM	GP-GS	MIN/AVG	Field Goals		3-Point		F-Throws		Rebounds				Scoring		
				FG-FGA	FG%	3FG-3FGA	3FG%	FT-FTA	FT%	OFF	DEF	TOT	AVG	PF-FO	A	TO
2020-21	Wisc	9-0	16/1.8	1-5	.200	0-4	.000	0-0	.000	0	3	3	0.3	2-0	0	0
2021-22	Wisc	22-0	172/7.8	7-27	.259	1-13	.077	4-7	.571	6	16	22	1.0	20-0	8	2
2022-23	Wisc	14-1	268/19.1	19-44	.432	3-10	.300	3-11	.273	18	22	40	2.9	30-0	13	5
TOTAL		45-1	455/10.1	27-76	.355	4-27	.148	7-18	.389	24	41	65	1.4	52-0	21	7

22 | STEVEN CROWL

Junior | Forward | 7-0 | 245  
Eagan, Minn. | Eastview



Twitter: @steven\_crowl | Instagram: @stevencrowl

INDIVIDUAL BENCHMARKS

	SEASON	CAREER
GP/GS:	14/14	59/48
10+ POINTS:	8	11
20+ POINTS:	2	4
5+ REBOUNDS:	12	26
10+ REBOUNDS:	2	3
DOUBLE-DOUBLES:	1	2
LED UW IN PTS:	3	7
LED UW IN REB:	6	11

GET TO KNOW STEVEN

Steven Crowl is coming off a sophomore season jump that saw him go from playing a total of 39 minutes as a freshman to starting all 33 games for Wisconsin in his second year. Last year, the stretch 7-footer averaged 8.8 points and 4.4 rebounds per game, ranking second on the team shooting 49.6 percent from the floor. Highlighting the significance of his offensive contributions, the Badgers were 12-1 in games last season when Crowl scored in double figures. His best performance of the year came back home on the road at Minnesota, as the Eagan native scored a team-high 20 points (7-9 FG), while grabbing 7 rebounds in the win. Crowl had a standout prep career at Eastview High School, finishing as one of the most decorated players in school history as the school's all-time leading scorer (1,747 pts), rebounder (832 reb) and shot blocker (103 blk). As a senior, he averaged 26.7 points and 12 rebounds per game, while also leading his team in assists (4.3 apg).

TOP SEASON PERFORMANCES

- **at Minnesota (2/23/22):** Scored a team-high 20 pts, shooting 7-9 FG, 1-2 3FG, 5-6 FT, plus 7 reb.
- **PENN STATE (2/5/22):** Led UW with 13 points (3-5 3FG), plus a career-high 5 assists and 4 rebounds.
- **ILLINOIS ST (12/29/21):** Team-high 21 pts (7-8 FG, 2-2 3FG), plus 9 reb for a near double-double.
- **MARQUETTE (12/4/21):** Scored 15 points (6-9 FG, 2-3 3FG), while grabbing a team-high 8 rebounds.
- **ST. FRANCIS BKN (11/9/21):** Recorded a near double-double in his first career start, finishing with 11 points, 8 rebounds and 1 block.

SEASON HIGHS

POINTS: 25 vs. Western Michigan (12/30/22)  
FIELD GOALS: 9 (2x) MR at Illinois (1/7/23)  
FG ATTEMPTS: 18 at Illinois (1/7/23)  
3-POINT FGS: 3 vs. Western Michigan (12/30/22)  
3-POINT FGAS: 7 at Illinois (1/7/23)  
FREE THROWS: 4 (3x) MR vs. Western Michigan (12/6/22)  
FT ATTEMPTS: 6 (2x) MR vs. Maryland (12/6/22)  
REBOUNDS: 12 at Illinois (1/7/23)  
ASSISTS: 7 (2x) MR at Iowa (12/11/22)  
BLOCKS: 3 vs. Stanford (11/11/22)  
STEALS: 2 vs. Minnesota (1/3/23)  
MINUTES: 35 (2x) MR vs. Marquette (12/3/22)

CAREER HIGHS

POINTS: 25 vs. Western Michigan (12/30/22)  
FIELD GOALS: 9 (2x) MR at Illinois (1/7/23)  
FG ATTEMPTS: 18 at Illinois (1/7/23)  
3-POINT FGS: 3 (2x) MR vs. Western Michigan (12/30/22)  
3-POINT FGAS: 7 at Illinois (1/7/23)  
FREE THROWS: 5 (2x) MR at Minnesota (2/23/22)  
FT ATTEMPTS: 7 vs. Illinois St (12/29/21)  
REBOUNDS: 12 at Illinois (1/7/23)  
ASSISTS: 7 (2x) MR at Iowa (12/11/22)  
BLOCKS: 3 vs. Stanford (11/11/22)  
STEALS: 2 vs. Minnesota (1/3/23)  
MINUTES: 35 (2x) MR vs. Marquette (12/3/22)

GAME-BY-GAME STATISTICS

#22 CROWL, Steven

Opponent	Date	GS	MIN	Total		3-Pointers		Free throws		Rebounds				PF	A	TO	BLK	STL	PTS	AVG	
				FG-FGA	PCT	3FG-3FGA	PCT	FT-FTA	PCT	OFF	DEF	TOT	AVG								
South Dakota	11/07/2022	*	24:50	4-8	.500	2-4	.500	2-3	.667	0	3	3	3.0	1	2	1	2	0	12	12.0	
vs Stanford	11/11/2022	*	33:31	2-6	.333	1-4	.250	4-6	.667	2	9	11	7.0	4	2	2	3	0	9	10.5	
Green Bay	11/15/2022	*	28:14	3-6	.500	1-1	1.000	2-3	.667	4	5	9	7.7	0	0	2	1	0	9	10.0	
vs Dayton	11/23/2022	*	32:33	3-11	.273	0-4	.000	3-4	.750	3	4	7	7.5	2	4	2	0	0	9	9.8	
vs Kansas	11/24/2022	*	34:49	2-6	.333	0-2	.000	0-1	.000	0	6	6	7.2	0	3	0	1	0	4	8.6	
vs Southern California	11/25/2022	*	30:14	3-10	.300	1-5	.200	1-3	.333	2	5	7	7.2	0	3	1	1	0	8	8.5	
Wake Forest	11/29/2022	*	29:24	5-9	.556	2-3	.667	3-4	.750	1	6	7	7.1	3	3	2	1	0	15	9.4	
at Marquette	12/03/2022	*	35:20	3-4	.750	0-1	.000	2-2	1.000	2	2	4	6.8	4	7	3	0	0	8	9.3	
Maryland	12/06/2022	*	29:23	4-7	.571	0-3	.000	4-6	.667	0	6	6	6.7	3	3	1	0	1	12	9.6	
at Iowa	12/11/2022	*	27:36	6-11	.545	0-3	.000	0-1	.000	0	6	6	6.6	3	7	2	1	0	12	9.8	
Lehigh	12/15/2022	*	26:49	6-11	.545	1-1	1.000	2-2	1.000	2	3	5	6.5	0	4	2	0	1	15	10.3	
Western Mich.	12/30/2022	*	31:24	9-13	.692	3-5	.600	4-5	.800	3	5	8	6.6	1	2	1	0	0	25	11.5	
Minnesota	01/03/2023	*	30:25	8-13	.615	1-2	.500	0-1	.000	1	4	5	6.5	3	1	3	0	2	17	11.9	
at Illinois	01/07/2023	*	28:35	9-18	.500	1-7	.143	1-2	.500	4	8	12	6.9	3	3	2	1	0	20	12.5	
Totals			14	423:07	67-133	.504	13-45	.289	28-43	.651	24	72	96	6.9	27	44	24	11	4	175	12.5

CAREER STATISTICS

CROWL, Steven

SEASON	TEAM	GP-GS	MIN/AVG	Field Goals		3-Point		F-Throws		Rebounds				Scoring						
				FG-FGA	FG%	3FG-3FGA	3FG%	FT-FTA	FT%	OFF	DEF	TOT	AVG	PF-FO	A	TO	BLK	STL	PTS	AVG
2020-21	Wisc	12-0	36/3.0	4-8	.500	0-1	.000	0-0	.000	4	5	9	0.8	9-0	2	3	1	0	8	0.7
2021-22	Wisc	33-33	834/25.3	114-230	.496	26-82	.317	36-45	.800	48	96	144	4.4	84-1	48	31	9	9	290	8.8
2022-23	Wisc	14-14	423/30.2	67-133	.504	13-45	.289	28-43	.651	24	72	96	6.9	27-0	44	24	11	4	175	12.5
TOTAL		59-47	1293/21.9	185-371	.499	39-128	.305	64-88	.727	76	173	249	4.2	120-1	94	58	21	13	473	8.0



23 | CHUCKY HEPBURN

Sophomore | Guard | 6-2 | 205  
Omaha, Neb. | Bellevue West



Twitter: @ChuckyHepburn | Instagram: @chucky.hepburn

INDIVIDUAL BENCHMARKS

	SEASON	CAREER
GP/GS:	14/14	47/47
10+ POINTS:	10	22
20+ POINTS:	2	2
3+ 3FGS:	7	11
3+ ASSISTS:	8	22
2+ STEALS:	9	19
LED UW IN PTS:	5	5
LED UW IN AST:	6	21

GET TO KNOW CHUCKY

Chucky Hepburn immediately stepped in and showed out for Wisconsin as a true freshman, living up to the praise from head coach Greg Gard who touted the point guard for his "vision and a feel to the floor that we've only had with a few guys the 20 years I've been here." The Big Ten All-Freshman Team honoree averaged 7.9 points per game in his debut season, while leading the team in assists and ranked second in steals. The first true freshman to start a season opener at Wisconsin since Devin Harris in 2001, Hepburn's mature game helped him maintain a 1.97 assist-to-turn-over ratio (77 ast, 39 to). Hepburn's heroics lifted the Badgers past No. 8 Purdue on March 1, 2022, as the freshman hit a go-ahead 3-pointer with 1.5 seconds left to finish with a career-high 17 points and help UW clinch a share of the Big Ten regular season championship.

- HONORS
- 2022-23 Preseason All-Big Ten Honoree
  - 2022 Big Ten All-Freshman Team

- TOP SEASON PERFORMANCES
- **WAKE FOREST (11/29/22):** Finished with a career-high 23 points, including a career-best 6 triples.
  - **vs. USC (11/25/22):** Matched a then-career-high 17 points (3-5 3FG), plus 4 assists to lead UW to a win.
  - **PURDUE (3/1/22):** Banked in game winning 3-point shot with 1.2 seconds remaining clinching the B1G regular season title for UW. Scored a then-career-high 17 points on 4-for-6 shooting from 3FG.
  - **at Rutgers (2/26/22):** Led UW with a game-high 5 assists, plus 13 points (2-4 3FG) and 2 steals in a win
  - **MARQUETTE (12/4/21):** Recorded career highs in points (15) and assists (6), plus 3 steals in the win

SEASON HIGHS

POINTS: 23 vs. Wake Forest (11/29/22)  
FIELD GOALS: 8 at Illinois (1/7/23)  
FG ATTEMPTS: 18 (2x) MR at Illinois (1/7/23)  
3-POINT FGS: 6 vs. Wake Forest (11/29/22)  
3-POINT FGAS: 12 vs. Wake Forest (11/29/22)  
FREE THROWS: 3 (4x) MR at Illinois (1/7/23)  
FT ATTEMPTS: 5 at Illinois (1/7/23)  
REBOUNDS: 7 vs. Green Bay (11/15/22)  
ASSISTS: 7 at Illinois (1/7/23)  
BLOCKS: 1 at Iowa (12/11/22)  
STEALS: 5 vs. Minnesota (1/3/23)  
MINUTES: 41 at Iowa (12/11/22)

CAREER HIGHS

POINTS: 23 vs. Wake Forest (11/29/22)  
FIELD GOALS: 8 at Illinois (1/7/23)  
FG ATTEMPTS: 18 (2x) MR at Illinois (1/7/23)  
3-POINT FGS: 6 vs. Wake Forest (11/29/22)  
3-POINT FGAS: 12 vs. Wake Forest (11/29/22)  
FREE THROWS: 4 (4x) MR vs. Nebraska (3/6/22)  
FT ATTEMPTS: 5 (3x) MR at Illinois (1/7/23)  
REBOUNDS: 7 vs. Green Bay (11/15/22)  
ASSISTS: 7 at Illinois (1/7/23)1  
BLOCKS: 2 vs. Indiana (12/8/21)  
STEALS: 5 vs. Minnesota (1/3/23)  
MINUTES: 41 at Iowa (12/11/22)

GAME-BY-GAME STATISTICS

#23 HEPBURN, Chucky

Opponent	Date	GS	MIN	Total		3-Pointers		Free throws		Rebounds				PF	A	TO	BLK	STL	PTS	AVG	
				FG-FGA	PCT	3FG-3FGA	PCT	FT-FTA	PCT	OFF	DEF	TOT	AVG								
South Dakota	11/07/2022	*	28:29	5-10	.500	3-5	.600	1-2	.500	0	3	3	3.0	2	3	2	0	2	14	14.0	
vs Stanford	11/11/2022	*	34:58	5-13	.385	0-5	.000	1-1	1.000	0	2	2	2.5	1	5	1	0	3	11	12.5	
Green Bay	11/15/2022	*	24:19	2-14	.143	1-3	.333	3-4	.750	3	4	7	4.0	3	3	2	0	0	8	11.0	
vs Dayton	11/23/2022	*	30:51	1-10	.100	0-3	.000	0-0	.000	0	4	4	4.0	3	1	3	0	2	2	8.8	
vs Kansas	11/24/2022	*	33:02	2-9	.222	1-1	1.000	1-2	.500	1	3	4	4.0	3	1	3	0	1	6	8.2	
vs Southern California	11/25/2022	*	31:06	7-13	.538	3-5	.600	0-1	.000	0	2	2	3.7	0	4	1	0	2	17	9.7	
Wake Forest	11/29/2022	*	34:51	7-18	.389	6-12	.500	3-4	.750	1	2	3	3.6	3	2	2	0	3	23	11.6	
at Marquette	12/03/2022	*	26:16	7-10	.700	5-6	.833	0-0	.000	1	3	4	3.6	1	2	0	0	2	19	12.5	
Maryland	12/06/2022	*	36:20	4-8	.500	2-4	.500	3-3	1.000	0	4	4	3.7	3	2	0	0	1	13	12.6	
at Iowa	12/11/2022	*	41:14	4-12	.333	1-3	.333	2-3	.667	0	6	6	3.9	3	4	0	0	4	11	12.4	
Lehigh	12/15/2022	*	26:28	4-6	.667	0-0	.000	0-0	.000	1	0	1	3.6	2	3	1	0	0	8	12.0	
Western Mich.	12/30/2022	*	30:36	4-7	.571	3-4	.750	0-0	.000	0	5	5	3.8	1	5	1	0	0	11	11.9	
Minnesota	01/03/2023	*	34:12	5-11	.455	3-4	.750	3-3	1.000	0	2	2	3.6	1	4	1	0	5	16	12.2	
at Illinois	01/07/2023	*	36:12	8-18	.444	3-7	.429	3-5	.600	0	3	3	3.6	2	7	3	0	4	22	12.9	
Totals			14	448:54	65-159	.409	31-62	.500	20-28	.714	7	43	50	3.6	28	46	22	0	29	181	12.9

CAREER STATISTICS

HEPBURN, Chucky

SEASON	TEAM	GP-GS	MIN/AVG	FG-FGA	FG%	3FG-3FGA	3FG%	FT-FTA	FT%	OFF	DEF	TOT	AVG	PF-FO	A	TO	BLK	STL	PTS	AVG
2021-22	Wisc	33-33	1022/31.0	92-237	.388	39-112	.348	39-56	.696	7	63	70	2.1	70-0	77	39	5	36	262	7.9
2022-23	Wisc	14-14	449/32.1	65-159	.409	31-62	.500	20-28	.714	7	43	50	3.6	28-0	46	22	0	29	181	12.9
TOTAL		47-47	1471/31.3	157-396	.396	70-174	.402	59-84	.702	14	106	120	2.6	98-0	123	61	5	65	443	9.4

# Individual Game by Game

## 10 | ISAAC LINDSEY

Sophomore | Guard | 6-4 | 185  
Mineral Point, Wis. | Mineral Point (UNLV)

### GAME-BY-GAME STATISTICS

#10 LINDSEY, Isaac

Opponent	Date	GS	MIN	Total		3-Pointers		Free throws		Rebounds				PF	A	TO	BLK	STL	PTS	AVG
				FG-FGA	PCT	3FG-3FGA	PCT	FT-FTA	PCT	OFF	DEF	TOT	AVG							
South Dakota	11/07/2022		05:04	1-2	.500	1-2	.500	0-0	.000	0	1	1	1.0	2	0	0	0	0	3	3.0
vs Stanford	11/11/2022		03:20	0-0	.000	0-0	.000	0-0	.000	0	0	0	0.5	1	0	0	0	0	0	1.5
Green Bay	11/15/2022		05:25	1-3	.333	0-2	.000	0-0	.000	1	1	2	1.0	2	1	0	0	0	2	1.7
vs Dayton	11/23/2022		09:07	2-4	.500	1-2	.500	0-0	.000	0	1	1	1.0	1	1	0	0	0	5	2.5
vs Kansas	11/24/2022		07:14	0-1	.000	0-1	.000	1-2	.500	0	1	1	1.0	1	0	0	0	0	1	2.2
vs Southern California	11/25/2022		07:42	1-3	.333	1-2	.500	0-0	.000	0	0	0	0.8	0	0	0	0	1	3	2.3
Wake Forest	11/29/2022		11:45	1-2	.500	1-2	.500	0-0	.000	1	0	1	0.9	0	1	0	0	0	3	2.4
at Marquette	12/03/2022		02:39	0-1	.000	0-1	.000	0-0	.000	0	0	0	0.8	0	0	0	0	0	0	2.1
at Iowa	12/11/2022		04:46	0-0	.000	0-0	.000	0-0	.000	0	0	0	0.7	0	0	0	0	0	0	1.9
Lehigh	12/15/2022		01:56	0-0	.000	0-0	.000	0-0	.000	0	0	0	0.6	0	0	0	0	0	0	1.7
Western Mich.	12/30/2022		00:43	0-0	.000	0-0	.000	0-0	.000	0	0	0	0.5	0	0	0	0	0	0	1.5
Totals		0	59:41	6-16	.375	4-12	.333	1-2	.500	2	4	6	0.5	7	2	1	0	1	17	1.5

### CAREER STATISTICS

LINDSEY, Isaac

			Field Goals		3-Point		F-Throws		Rebounds									Scoring		
SEASON	TEAM	GP-GS	MIN/AVG	FG-FGA	FG%	3FG-3FGA	3FG%	FT-FTA	FT%	OFF	DEF	TOT	AVG	PF-FO	A	TO	BLK	STL	PTS	AVG
2021-22	Wisc	6-0	12/2.0	1-5	.200	1-3	.333	0-0	.000	0	0	0	0.0	0-0	0	0	0	0	3	0.5
2022-23	Wisc	11-0	60/5.4	6-16	.375	4-12	.333	1-2	.500	2	4	6	0.5	7-0	2	1	0	1	17	1.5
TOTAL		17-0	72/4.2	7-21	.333	5-15	.333	1-2	.500	2	4	6	0.4	7-0	2	1	0	1	20	1.2

### SEASON HIGHS

POINTS: 5 vs. Dayton (11/23/22)  
FIELD GOALS: 2 vs. Dayton (11/23/22)  
FG ATTEMPTS: 4 vs. Dayton (11/23/22)  
3-POINT FGS: 1 (4x) MR vs. Wake Forest (11/25/22)  
3-POINT FGAS: 2 (5x) MR vs. Wake Forest (11/25/22)  
FREE THROWS: 1 vs. Kansas (11/24/22)  
FT ATTEMPTS: 2 vs. Kansas (11/24/22)  
REBOUNDS: 2 vs. Green Bay (11/15/22)  
ASSISTS: 1 (2x) MR vs. Dayton (11/23/22)  
BLOCKS: 1 vs. Marquette (12/3/22)  
STEALS: 1 vs. USC (11/25/22)  
MINUTES: 11 vs. Wake Forest (11/29/22)

### CAREER HIGHS

POINTS: 5 vs. Dayton (11/23/22)  
FIELD GOALS: 2 vs. Dayton (11/23/22)  
FG ATTEMPTS: 4 vs. Dayton (11/23/22)  
3-POINT FGS: 1 (4x) MR vs. Wake Forest  
3-POINT FGAS: 2 (5x) MR vs. Wake Forest  
FREE THROWS: 1 vs. Kansas (11/24/22)  
FT ATTEMPTS: 2 vs. Kansas (11/24/22)  
REBOUNDS: 2 vs. Green Bay (11/15/22)  
ASSISTS: 1 (2x) MR vs. Dayton (11/23/22)  
BLOCKS: 1 vs. Marquette (12/3/22)  
STEALS: 1 vs. USC (11/25/22)  
MINUTES: 11 vs. Wake Forest (11/29/22)

## 13 | JUSTIN TAPHORN

Junior | Guard | 6-5 | 215  
Pekin, Ill. | Pekin

### GAME-BY-GAME STATISTICS

#13 TAPHORN, Justin

Opponent	Date	GS	MIN	Total		3-Pointers		Free throws		Rebounds				PF	A	TO	BLK	STL	PTS	AVG
				FG-FGA	PCT	3FG-3FGA	PCT	FT-FTA	PCT	OFF	DEF	TOT	AVG							
South Dakota	11/07/2022		02:47	0-0	.000	0-0	.000	0-0	.000	0	0	0	0.0	0	0	0	0	0	0	0.0
Lehigh	12/15/2022		01:39	0-0	.000	0-0	.000	0-0	.000	0	0	0	0.0	0	0	0	0	0	0	0.0
Totals		0	04:26	0-0	.000	0-0	.000	0-0	.000	0	0	0	0.0	0	0	0	0	0	0	0.0

### CAREER STATISTICS

TAPHORN, Justin

				Field Goals		3-Point		F-Throws		Rebounds								Scoring		
SEASON	TEAM	GP-GS	MIN/AVG	FG-FGA	FG%	3FG-3FGA	3FG%	FT-FTA	FT%	OFF	DEF	TOT	AVG	PF-FO	A	TO	BLK	STL	PTS	AVG
2020-21	Wisc	7-0	11/1.5	0-1	.000	0-1	.000	0-0	.000	0	0	0	0.0	0-0	0	1	0	0	0	0.0
2021-22	Wisc	4-0	4/1.1	0-0	.000	0-0	.000	0-0	.000	0	0	0	0.0	0-0	0	1	0	0	0	0.0
2022-23	Wisc	2-0	4/2.2	0-0	.000	0-0	.000	0-0	.000	0	0	0	0.0	0-0	0	0	0	0	0	0.0
TOTAL		13-0	19/1.5	0-1	.000	0-1	.000	0-0	.000	0	0	0	0.0	0-0	0	2	0	0	0	0.0

### SEASON HIGHS

POINTS: --  
FIELD GOALS: --  
FG ATTEMPTS: --  
3-POINT FGS: --  
3-POINT FGAS: --  
FREE THROWS: --  
FT ATTEMPTS: --  
REBOUNDS: --  
ASSISTS: --  
BLOCKS: --  
STEALS: --  
MINUTES: 3 vs. South Dakota (11/7/22)

### CAREER HIGHS

POINTS: --  
FIELD GOALS: --  
FG ATTEMPTS: 1 vs. Green Bay (12/1/20)  
3-POINT FGS: --  
3-POINT FGAS: 1 vs. Green Bay (12/1/20)  
FREE THROWS: --  
FT ATTEMPTS: --  
REBOUNDS: --  
ASSISTS: --  
BLOCKS: --  
STEALS: --  
MINUTES: 3 vs. South Dakota (11/7/22)

# Individual Game by Game

## 15 | ISAAC GARD

Freshman | Guard | 6-2 | 165  
Oregon, Wis. | Oregon

### GAME-BY-GAME STATISTICS

#15 GARD, Isaac

Opponent	Date	GS	MIN	Total		3-Pointers		Free throws		Rebounds				PF	A	TO	BLK	STL	PTS	AVG
				FG-FGA	PCT	3FG-3FGA	PCT	FT-FTA	PCT	OFF	DEF	TOT	AVG							
South Dakota	11/07/2022		01:12	0-0	.000	0-0	.000	0-0	.000	0	0	0	0.0	0	0	0	0	0	0	0.0
Lehigh	12/15/2022		01:39	0-1	.000	0-1	.000	0-0	.000	0	0	0	0.0	0	0	0	0	0	0	0.0
Western Mich.	12/30/2022		00:43	0-0	.000	0-0	.000	0-0	.000	0	0	0	0.0	0	0	0	0	0	0	0.0
Totals		0	03:34	0-1	.000	0-1	.000	0-0	.000	0	0	0	0.0	0	0	0	0	0	0	0.0

### CAREER STATISTICS

GARD, Isaac

				Field Goals		3-Point		F-Throws		Rebounds								Scoring		
SEASON	TEAM	GP-GS	MIN/AVG	FG-FGA	FG%	3FG-3FGA	3FG%	FT-FTA	FT%	OFF	DEF	TOT	AVG	PF-FO	A	T	BLK	STL	PTS	AVG
2022-23	Wisc	3-0	4/1.2	0-1	.000	0-1	.000	0-0	.000	0	0	0	0.0	0-0	0	0	0	0	0	0.0
TOTAL		3-0	4/1.2	0-1	.000	0-1	.000	0-0	.000	0	0	0	0.0	0-0	0	0	0	0	0	0.0

### SEASON HIGHS

POINTS: --  
FIELD GOALS: --  
FG ATTEMPTS: --  
3-POINT FGS: --  
3-POINT FGAS: 1 vs. Lehigh (12/15/22)  
FREE THROWS: --  
FT ATTEMPTS: --  
REBOUNDS: --  
ASSISTS: --  
BLOCKS: --  
STEALS: --  
MINUTES: 2 vs. Lehigh (12/15/22)

### CAREER HIGHS

POINTS: --  
FIELD GOALS: --  
FG ATTEMPTS: --  
3-POINT FGS: --  
3-POINT FGAS: 1 vs. Lehigh (12/15/22)  
FREE THROWS: --  
FT ATTEMPTS: --  
REBOUNDS: --  
ASSISTS: --  
BLOCKS: --  
STEALS: --  
MINUTES: 2 vs. Lehigh (12/15/22)

## 21 | CHRIS HODGES

R-Freshman | Forward | 6-9 | 245  
Schaumburg, Ill. | Schaumburg

### GAME-BY-GAME STATISTICS

#21 HODGES, Chris

Opponent	Date	GS	MIN	Total		3-Pointers		Free throws		Rebounds				PF	A	TO	BLK	STL	PTS	AVG
				FG-FGA	PCT	3FG-3FGA	PCT	FT-FTA	PCT	OFF	DEF	TOT	AVG							
South Dakota	11/07/2022		05:38	0-0	.000	0-0	.000	0-0	.000	0	0	0	0.0	0	0	0	1	0	0	0.0
vs Stanford	11/11/2022		01:34	0-1	.000	0-0	.000	0-0	.000	1	0	1	0.5	0	0	0	0	0	0	0.0
Green Bay	11/15/2022		00:28	0-0	.000	0-0	.000	0-0	.000	0	0	0	0.3	1	0	0	0	0	0	0.0
vs Dayton	11/23/2022		01:20	0-0	.000	0-0	.000	0-0	.000	0	0	0	0.3	0	0	0	0	0	0	0.0
Lehigh	12/15/2022		02:15	0-0	.000	0-0	.000	0-0	.000	0	0	0	0.2	0	0	0	0	0	0	0.0
Western Mich.	12/30/2022		00:43	0-0	.000	0-0	.000	0-0	.000	0	0	0	0.2	0	0	0	0	0	0	0.0
at Illinois	01/07/2023		01:19	0-0	.000	0-0	.000	0-0	.000	1	0	1	0.3	2	0	0	0	0	0	0.0
Totals		0	13:17	0-1	.000	0-0	.000	0-0	.000	2	0	2	0.3	3	0	0	1	0	0	0.0

### CAREER STATISTICS

HODGES, Chris

		Field Goals					3-Point		F-Throws		Rebounds				Scoring					
SEASON	TEAM	GP-GS	MIN/AVG	FG-FGA	FG%	3FG-3FGA	3FG%	FT-FTA	FT%	OFF	DEF	TOT	AVG	PF-FO	A	T	BLK	STL	PTS	AVG
2022-23	Wisc	7-0	13/1.9	0-1	.000	0-0	.000	0-0	.000	2	0	2	0.3	3-0	0	0	1	0	0	0.0
TOTAL		7-0	13/1.9	0-1	.000	0-0	.000	0-0	.000	2	0	2	0.3	3-0	0	0	1	0	0	0.0

### SEASON HIGHS

POINTS: --  
FIELD GOALS: --  
FG ATTEMPTS: 1 vs. Stanford (11/11/22)  
3-POINT FGS: --  
3-POINT FGAS: --  
FREE THROWS: --  
FT ATTEMPTS: --  
REBOUNDS: 1 (2x) MR at Illinois (1/7/23)  
ASSISTS: --  
BLOCKS: 1 vs. South Dakota (11/7/22)  
STEALS: --  
MINUTES: 6 vs. South Dakota (11/7/22)

### CAREER HIGHS

POINTS: --  
FIELD GOALS: --  
FG ATTEMPTS: 1 vs. Stanford (11/11/22)  
3-POINT FGS: --  
3-POINT FGAS: --  
FREE THROWS: --  
FT ATTEMPTS: --  
REBOUNDS: 1 (2x) MR at Illinois (1/7/23)  
ASSISTS: --  
BLOCKS: 1 vs. South Dakota (11/7/22)  
STEALS: --  
MINUTES: 6 vs. South Dakota (11/7/22)



# Individual Game by Game

## 30 | ROSS CANDELINO

Freshman | Guard | 6-5 | 185  
Jacksonville, Fla. | Ponte Vedra

### GAME-BY-GAME STATISTICS

#30 CANDELINO, Ross

Opponent	Date	GS	MIN	Total		3-Pointers		Free throws		Rebounds				PF	A	TO	BLK	STL	PTS	AVG
				FG-FGA	PCT	3FG-3FGA	PCT	FT-FTA	PCT	OFF	DEF	TOT	AVG							
South Dakota	11/07/2022		01:12	2-2	1.000	0-0	.000	0-1	.000	0	0	0	0.0	0	0	0	0	0	4	4.0
Lehigh	12/15/2022		01:39	0-0	.000	0-0	.000	0-0	.000	0	1	1	0.5	0	0	0	0	0	0	2.0
Western Mich.	12/30/2022		00:43	0-0	.000	0-0	.000	0-0	.000	0	0	0	0.3	0	0	0	0	0	0	1.3
Totals		0	03:34	2-2	1.000	0-0	.000	0-1	.000	0	1	1	0.3	0	0	0	0	0	4	1.3

### CAREER STATISTICS

CANDELINO, Ross

SEASON TEAM	GP-GS	MIN/AVG	Field Goals		3-Point		F-Throws		Rebounds				PF	FO	A	TO	BLK	STL	Scoring	
			FG-FGA	FG%	3FG-3FGA	3FG%	FT-FTA	FT%	OFF	DEF	TOT	AVG							PTS	AVG
2022-23 Wisc	3-0	4/1.2	2-2	1.000	0-0	.000	0-1	.000	0	1	1	0.3	0-0	0	0	0	0	0	4	1.3
TOTAL	3-0	4/1.2	2-2	1.000	0-0	.000	0-1	.000	0	1	1	0.3	0-0	0	0	0	0	0	4	1.3

### SEASON HIGHS

POINTS: 4 vs. South Dakota (11/7/22)  
FIELD GOALS: 2 vs. South Dakota (11/7/22)  
FG ATTEMPTS: 2 vs. South Dakota (11/7/22)  
3-POINT FGS: --  
3-POINT FGAS: --  
FREE THROWS: --  
FT ATTEMPTS: 1 vs. South Dakota (11/7/22)  
REBOUNDS: 1 vs. Lehigh (12/15/22)  
ASSISTS: --  
BLOCKS: --  
STEALS: --  
MINUTES: 2 vs. Lehigh (12/15/22)

### CAREER HIGHS

POINTS: 4 vs. South Dakota (11/7/22)  
FIELD GOALS: 2 vs. South Dakota (11/7/22)  
FG ATTEMPTS: 2 vs. South Dakota (11/7/22)  
3-POINT FGS: --  
3-POINT FGAS: --  
FREE THROWS: --  
FT ATTEMPTS: 1 vs. South Dakota (11/7/22)  
REBOUNDS: 1 vs. Lehigh (12/15/22)  
ASSISTS: --  
BLOCKS: --  
STEALS: --  
MINUTES: 2 vs. Lehigh (12/15/22)

## 35 | MARKUS ILVER

Sophomore | Forward | 6-8 | 215  
Tallinn, Estonia | Western Reserve Academy

### GAME-BY-GAME STATISTICS

#35 ILVER, Markus

Opponent	Date	GS	MIN	Total		3-Pointers		Free throws		Rebounds				PF	A	TO	BLK	STL	PTS	AVG
				FG-FGA	PCT	3FG-3FGA	PCT	FT-FTA	PCT	OFF	DEF	TOT	AVG							
South Dakota	11/07/2022		09:10	1-2	.500	1-2	.500	2-2	1.000	0	2	2	2.0	0	1	0	0	0	5	5.0
Green Bay	11/15/2022		10:28	1-2	.500	0-1	.000	0-0	.000	0	1	1	1.5	1	0	1	0	1	2	3.5
vs Dayton	11/23/2022		09:50	2-5	.400	2-4	.500	0-0	.000	1	1	2	1.7	0	0	0	0	0	6	4.3
vs Kansas	11/24/2022		04:21	0-1	.000	0-1	.000	0-0	.000	0	0	0	1.3	1	0	0	0	0	0	3.3
vs Southern California	11/25/2022		02:05	0-0	.000	0-0	.000	0-0	.000	0	1	1	1.2	2	0	1	0	0	0	2.6
Wake Forest	11/29/2022		01:51	0-0	.000	0-0	.000	0-0	.000	0	0	0	1.0	0	0	0	0	0	0	2.2
at Iowa	12/11/2022		00:47	0-0	.000	0-0	.000	0-0	.000	0	0	0	0.9	0	0	0	0	0	0	1.9
Lehigh	12/15/2022		02:45	1-1	1.000	0-0	.000	0-0	.000	0	0	0	0.8	0	0	0	0	0	2	1.9
Western Mich.	12/30/2022		02:36	1-3	.333	0-1	.000	0-0	.000	0	0	0	0.7	1	0	0	0	0	2	1.9
Minnesota	01/03/2023		10:52	1-3	.333	1-3	.333	0-0	.000	0	2	2	0.8	1	0	0	0	0	3	2.0
at Illinois	01/07/2023		18:41	1-6	.167	0-3	.000	0-0	.000	1	2	3	1.0	0	0	0	0	0	2	2.0
Totals		0	73:26	8-23	.348	4-15	.267	2-2	1.000	2	9	11	1.0	6	1	2	0	1	22	2.0

### CAREER STATISTICS

ILVER, Markus

			Field Goals		3-Point		F-Throws		Rebounds								Scoring			
SEASON	TEAM	GP-GS	MIN/AVG	FG-FGA	FG%	3FG-3FGA	3FG%	FT-FTA	FT%	OFF	DEF	TOT	AVG	PF-FO	A	TO	BLK	STL	PTS	AVG
2021-22	Wisc	8-0	28/3.4	1-8	.125	0-5	.000	3-4	.750	1	3	4	0.5	7-0	0	2	0	0	5	0.6
2022-23	Wisc	11-0	73/6.7	8-23	.348	4-15	.267	2-2	1.000	2	9	11	1.0	6-0	1	2	0	1	22	2.0
TOTAL		19-0	101/5.3	9-31	.290	4-20	.200	5-6	.833	3	12	15	0.8	13-0	1	4	0	1	27	1.4

### SEASON HIGHS

POINTS: 6 vs. Dayton (11/23/22)  
FIELD GOALS: 2 vs. Dayton (11/23/22)  
FG ATTEMPTS: 6 at Illinois (1/7/23)  
3-POINT FGS: 2 vs. Dayton (11/23/22)  
3-POINT FGAS: 4 vs. Dayton (11/23/22)  
FREE THROWS: 2 vs. South Dakota (11/7/22)  
FT ATTEMPTS: 2 vs. South Dakota (11/7/22)  
REBOUNDS: 3 at Illinois (1/7/23)  
ASSISTS: 1 vs. South Dakota (11/7/22)  
BLOCKS: --  
STEALS: 1 vs. Green Bay (11/15/22)  
MINUTES: 18 at Illinois (1/7/23)

### CAREER HIGHS

POINTS: 6 vs. Dayton (11/23/22)  
FIELD GOALS: 2 vs. Dayton (11/23/22)  
FG ATTEMPTS: 6 at Illinois (1/7/23)  
3-POINT FGS: 2 vs. Dayton (11/23/22)  
3-POINT FGAS: 4 vs. Dayton (11/23/22)  
FREE THROWS: 3 vs. Green Bay (11/12/21)  
FT ATTEMPTS: 4 vs. Green Bay (11/12/21)  
REBOUNDS: 4 vs. Green Bay (11/12/21)  
ASSISTS: --  
BLOCKS: --  
STEALS: 1 vs. Green Bay (11/15/22)  
MINUTES: 18 at Illinois (1/7/23)

# 2022-23 OVERALL STATISTICS

### Game Records

Record	Overall	Home	Away	Neutral
ALL GAMES	11-3	6-1	2-1	3-1
CONFERENCE	3-1	2-0	1-1	0-0
NON-CONFERENCE	8-2	4-1	1-0	3-1

### Score by Periods

Team	1st	2nd	OT	TOT
Wisconsin	433	493	33	959
Opponents	382	464	28	874

### Team Box Score

No.	Player				Total		3-Point		F-Throw		Rebounds													
		GP-GS	MIN	AVG	FG-FGA	FG%	3FG-3FGA	3FG%	FT-FTA	FT%	OFF	DEF	TOT	AVG	PF	DQ	A	TO	BLK	STL	PTS	AVG		
5	WAHL, Tyler	13-13	382:49	29.4	63-150	.420	4-19	.211	41-61	.672	17	66	83	6.4	33	1	24	35	7	18	171	13.2		
23	HEPBURN, Chucky	14-14	448:54	32.1	65-159	.409	31-62	.500	20-28	.714	7	43	50	3.6	28	0	46	22	0	29	181	12.9		
22	CROWL, Steven	14-14	423:07	30.2	67-133	.504	13-45	.289	28-43	.651	24	72	96	6.9	27	0	44	24	11	4	175	12.5		
3	ESSEGAN, Connor	14-0	306:34	21.9	45-102	.441	28-64	.438	23-24	.958	6	35	41	2.9	20	0	12	17	0	10	141	10.1		
2	DAVIS, Jordan	14-14	352:48	25.2	37-87	.425	18-53	.340	7-12	.583	12	47	59	4.2	25	1	7	3	2	7	99	7.1		
11	KLESMIT, Max	14-14	443:46	31.7	32-74	.432	16-40	.400	16-22	.727	2	32	34	2.4	32	0	24	12	3	22	96	6.9		
14	GILMORE, Carter	14-1	267:60	19.1	19-44	.432	3-10	.300	3-11	.273	18	22	40	2.9	30	0	13	5	2	13	44	3.1		
35	ILVER, Markus	11-0	73:26	6.7	8-23	.348	4-15	.267	2-2	1.000	2	9	11	1.0	6	0	1	2	0	1	22	2.0		
10	LINDSEY, Isaac	11-0	59:41	5.4	6-16	.375	4-12	.333	1-2	.500	2	4	6	0.5	7	0	2	1	0	1	17	1.5		
30	CANDELINO, Ross	3-0	03:34	1.2	2-2	1.000	0-0	.000	0-1	.000	0	1	1	0.3	0	0	0	0	0	0	4	1.3		
0	NEATH, Jahcobi	3-0	28:25	9.5	1-4	.250	1-2	.500	0-0	.000	0	1	1	0.3	2	0	1	2	0	1	3	1.0		
4	MCGEE, Kamari	11-0	62:39	5.7	2-8	.250	1-7	.143	1-2	.500	1	6	7	0.6	10	0	6	5	0	3	6	0.5		
15	GARD, Isaac	3-0	03:34	1.2	0-1	.000	0-1	.000	0-0	.000	0	0	0	0.0	0	0	0	0	0	0	0	0.0		
21	HODGES, Chris	7-0	13:17	1.9	0-1	.000	0-0	.000	0-0	.000	2	0	2	0.3	3	0	0	0	1	0	0	0.0		
13	TAPHORN, Justin	2-0	04:26	2.2	0-0	.000	0-0	.000	0-0	.000	0	0	0	0.0	0	0	0	0	0	0	0	0.0		
Team											14	13	27					7						
Total		14	2875		347-804	.432	123-330	.373	142-208	.683	107	351	458	32.7	223	2	180	135	26	109	959	68.5		
Opponents		14	2875		322-761	.423	94-295	.319	136-208	.654	117	378	495	35.4	225	2	143	185	47	73	874	62.4		

### Team Statistics

	WISC	OPP
Scoring	959	874
Points per game	68.5	62.4
Scoring margin	+6.1	-
Field goals-att	347-804	322-761
Field goal pct	.432	.423
3 point fg-att	123-330	94-295
3-point FG pct	.373	.319
3-pt FG made per game	8.8	6.7
Free throws-att	142-208	136-208
Free throw pct	.683	.654
F-Throws made per game	10.1	9.7
Rebounds	458	495
Rebounds per game	32.7	35.4
Rebounding margin	-2.6	-
Assists	180	143
Assists per game	12.9	10.2
Turnovers	135	185
Turnovers per game	9.6	13.2
Turnover margin	+3.6	-
Assist/turnover ratio	1.3	0.8
Steals	109	73
Steals per game	7.8	5.2
Blocks	26	47
Blocks per game	1.9	3.4
Winning streak	0	-
Home win streak	4	-
Attendance	99402	45734
Home games-Avg/Game	7-14200	3-15245
Neutral site-Avg/Game	-	4-5167

### Team Results

Date	Opponent		Score	Att.
11/07/2022	South Dakota	W	85-59	14349
11/11/2022	vs Stanford	W	60-50	17927
11/15/2022	Green Bay	W	56-45	14204
11/23/2022	vs Dayton	W	43-42	1047
11/24/2022	vs Kansas	Lot	68-69	1185
11/25/2022	vs Southern California	W	64-59	510
11/29/2022	Wake Forest	L	75-78	14435
12/03/2022	at Marquette	Wot	80-77	17760
12/06/2022	Maryland	W	64-59	14666
12/11/2022	at Iowa	Wot	78-75	12430
12/15/2022	Lehigh	W	78-56	12760
12/30/2022	Western Mich.	W	76-66	15138
01/03/2023	Minnesota	W	63-60	13850
01/07/2023	at Illinois	L	69-79	15544

GAME-BY-GAME STATISTICS

WISCONSIN

Opponent	Date	Score		FG-FGA	PCT	3FG-3FGA	PCT	FT-FTA	PCT	OFF	DEF	TOT	AVG	PF	A	TO	BLK	STL	PTS	AVG
South Dakota	11/07/2022	85-59	W	28-55	.509	12-26	.462	17-23	.739	7	30	37	37.0	15	14	10	4	8	85	85.0
vs Stanford	11/11/2022	60-50	W	22-59	.373	5-20	.250	11-18	.611	9	23	32	34.5	20	9	9	4	11	60	72.5
Green Bay	11/15/2022	56-45	W	16-53	.302	8-19	.421	16-19	.842	15	30	45	38.0	18	8	14	2	6	56	67.0
vs Dayton	11/23/2022	43-42	W	14-59	.237	6-27	.222	9-10	.900	11	28	39	38.3	17	7	10	1	8	43	61.0
vs Kansas	11/24/2022	68-69	Lot	24-62	.387	6-19	.316	14-19	.737	6	29	35	37.6	19	10	6	1	8	68	62.4
vs Southern California	11/25/2022	64-59	W	25-56	.446	10-24	.417	4-8	.500	6	26	32	36.7	7	13	8	1	6	64	62.7
Wake Forest	11/29/2022	75-78	L	24-56	.429	12-28	.429	15-18	.833	6	17	23	34.7	18	14	12	1	7	75	64.4
at Marquette	12/03/2022	80-77	Wot	30-59	.508	12-27	.444	8-13	.615	10	22	32	34.4	20	21	15	1	9	80	66.4
Maryland	12/06/2022	64-59	W	20-47	.426	7-21	.333	17-27	.630	3	27	30	33.9	18	14	8	3	7	64	66.1
at Iowa	12/11/2022	78-75	Wot	33-65	.508	6-22	.273	6-11	.545	4	29	33	33.8	18	17	11	1	12	78	67.3
Lehigh	12/15/2022	78-56	W	31-60	.517	11-21	.524	5-8	.625	11	23	34	33.8	6	16	10	1	6	78	68.3
Western Mich.	12/30/2022	76-66	W	28-54	.519	12-27	.444	8-13	.615	7	21	28	33.3	11	16	4	2	2	76	68.9
Minnesota	01/03/2023	63-60	W	24-55	.436	8-20	.400	7-9	.778	2	22	24	32.6	15	9	9	2	13	63	68.5
at Illinois	01/07/2023	69-79	L	28-64	.438	8-29	.276	5-12	.417	10	24	34	32.7	21	12	9	2	6	69	68.5
Total		959		347-804	.432	123-330	.373	142-208	.683	107	351	458	32.7	223	180	135	26	109	959	68.5
Opponents		874		322-761	.423	94-295	.319	136-208	.654	117	378	495	35.4	225	143	185	47	73	874	62.4

Wisconsin Averages

Games Played	Points/ game	FG Pct	3FG Pct	FT Pct	Rebounds/ game	Assists/ game	Turnovers/ game	Assist/Turnover ratio	Steals/ game	Blocks/ game
14	68.5	43.2	37.3	68.3	32.7	12.9	9.6	1.3	7.8	1.9

# GAME-BY-GAME STATISTICS

## OPPONENT

Opponent	Date	Score		FG-FGA	PCT	3FG-3FGA	PCT	FT-FTA	PCT	OFF	DEF	TOT	AVG	PF	A	TO	BLK	STL	PTS	AVG
South Dakota	11/07/2022	85-59	W	23-57	.404	2-15	.133	11-17	.647	8	26	34	34.0	20	7	10	2	5	59	59.0
vs Stanford	11/11/2022	60-50	W	17-47	.362	1-16	.063	15-23	.652	7	31	38	36.0	20	6	16	9	5	50	54.5
Green Bay	11/15/2022	56-45	W	15-44	.341	2-14	.143	13-23	.565	3	22	25	32.3	18	6	9	2	9	45	51.3
vs Dayton	11/23/2022	43-42	W	16-53	.302	4-27	.148	6-9	.667	11	34	45	35.5	13	6	17	4	4	42	49.0
vs Kansas	11/24/2022	68-69	Lot	24-62	.387	9-29	.310	12-21	.571	14	36	50	38.4	18	15	13	2	5	69	53.0
vs Southern California	11/25/2022	64-59	W	23-56	.411	11-23	.478	2-6	.333	10	26	36	38.0	14	12	14	5	2	59	54.0
Wake Forest	11/29/2022	75-78	L	29-54	.537	8-24	.333	12-16	.750	9	24	33	37.3	20	8	15	2	3	78	57.4
at Marquette	12/03/2022	80-77	Wot	27-53	.509	9-20	.450	14-20	.700	7	19	26	35.9	16	14	12	1	10	77	59.9
Maryland	12/06/2022	64-59	W	21-55	.382	10-24	.417	7-12	.583	8	29	37	36.0	20	9	14	6	4	59	59.8
at Iowa	12/11/2022	78-75	Wot	27-64	.422	7-27	.259	14-17	.824	10	32	42	36.6	16	18	15	2	8	75	61.3
Lehigh	12/15/2022	78-56	W	25-51	.490	4-14	.286	2-2	1.000	3	17	20	35.1	11	9	13	3	6	56	60.8
Western Mich.	12/30/2022	76-66	W	26-57	.456	12-29	.414	2-5	.400	9	23	32	34.8	15	12	7	1	2	66	61.3
Minnesota	01/03/2023	63-60	W	24-55	.436	5-14	.357	7-11	.636	11	29	40	35.2	10	7	20	2	5	60	61.2
at Illinois	01/07/2023	69-79	L	25-53	.472	10-19	.526	19-26	.731	7	30	37	35.4	14	14	10	6	5	79	62.4
Total		874		322-761	.423	94-295	.319	136-208	.654	117	378	495	35.4	225	143	185	47	73	874	62.4
Wisconsin		959		347-804	.432	123-330	.373	142-208	.683	107	351	458	32.7	223	180	135	26	109	959	68.5

### Opponents Averages

Games Played	Points/ game	FG Pct	3FG Pct	FT Pct	Rebounds/ game	Assists/ game	Turnovers/ game	Assist/Turnover ratio	Steals/ game	Blocks/ game
14	62.4	42.3	31.9	65.4	35.4	10.2	13.2	0.8	5.2	3.4



## GAME 1: WISCONSIN 85, SOUTH DAKOTA 59

Nov. 7, 2022 • Madison, Wis. • Kohl Center



Official Basketball Box Score - Final  
**South Dakota at Wisconsin**  
 11/07/22 Kohl Center, Madison  
 2022-23 Men's Basketball

Game Time: 7:30 PM  
 Game Duration: 1:58  
 Attendance: 14,349

Officials: Larry Sciotto, Brian Anselger, Rhett Lamoureux

South Dakota - 59 Record: 0-1

NO. Name	Min	FG	3P	FT	Rebounds	Fouls	TP	AS	TO	ST	Blocks	BA	+/
34 Tasos Kamateros	F 26:29	3-9	0-3	0-0	1 4 5	2 1	6	0	0	1	0	1	-20
2 Damani Hayes	G 22:53	1-3	0-0	0-0	1 6 7	1 0	2	0	0	0	1	1	-19
5 Kruz Perrott-Hunt	G 32:45	10-20	0-2	1-1	1 2 3	4 4	21	3	2	2	0	1	-18
10 A.J. Pitzuweit	G 26:59	2-5	1-2	3-6	1 3 4	4 3	8	1	4	0	0	0	-21
11 Mason Archambault	G 22:10	1-6	0-3	2-2	0 3 3	3 2	4	0	0	1	0	0	-24
23 Paul Bruns	21:16	2-6	1-4	0-0	2 3 5	2 2	10	0	2	1	1	0	-18
13 Mihal Carcoana	08:42	0-0	0-0	0-0	1 1 1	3 0	0	0	1	0	0	0	-8
55 Jeremiah Coleman	10:32	2-3	0-1	0-2	0 2 2	0 2	4	1	0	0	0	0	-7
3 Max Burchill	17:04	1-3	0-0	0-1	0 1 1	1 1	2	0	0	0	0	0	-6
33 Felix Brostrom	09:58	0-1	0-0	0-0	0 0 0	2 0	0	0	1	0	0	1	-3
22 Keaton Kutcher	01:12	1-1	0-0	0-0	0 0 0	0 0	2	0	0	0	0	0	0
Team					2 1 3				0				
Totals		23-57	2-15	11-17	8 26 34	20 15	59	7	10	5	2	4	-26

Technical Fouls: NONE

Shooting By Period	1st FG%	2nd FG%	3rd FG%	4th FG%	5th FG%
1st FG%	0-7 0.0%				
2nd FG%	1-2 50.0%				
3rd FG%	2-8 25.0%				
4th FG%	2-15 13.3%				
5th FG%	1-17 5.9%				
GMFG%	23-57 40.4%				
FT%	11-17 64.7%				
Dead Ball Rebounds:	2 0				

Wisconsin - 85 Record: 14-0

NO. Name	Min	FG	3P	FT	Rebounds	Fouls	TP	AS	TO	ST	Blocks	BA	+/
5 Tyler Wahl	F 26:58	5-11	0-3	9-10	3 7 10	2 7	19	4	3	2	1	1	24
22 Steven Crowl	F 24:50	4-8	2-4	2-3	0 3 3	1 2	12	2	1	0	2	0	19
2 Jordan Davis	G 20:40	3-8	0-2	0-1	1 5 6	1 2	6	0	0	0	0	1	14
11 Max Klesmit	G 30:39	3-6	2-3	3-4	0 4 4	2 3	11	0	2	1	0	0	24
23 Chucky Hepburn	G 28:29	5-10	3-5	1-2	0 3 3	2 3	14	3	2	2	0	0	27
0 Jahcobi Neath	08:44	1-1	1-1	0-0	0 1 1	1 0	3	0	0	0	0	0	5
14 Carter Gilmore	12:12	1-1	0-0	0-0	2 1 3	0 0	2	1	1	0	1	0	5
3 Connor Essegian	14:23	2-3	2-3	0-0	0 1 1	2 1	6	1	1	1	0	0	7
4 Kamari McGee	08:02	0-1	0-0	0-0	0 2 2	2 0	0	2	1	1	0	0	-2
35 Markus Iver	09:10	1-2	1-2	2-2	0 2 2	0 1	5	1	0	0	0	0	1
21 Chris Hodges	05:38	0-0	0-0	0-0	0 0 0	0 0	0	0	0	0	1	0	3
10 Isaac Lindsey	05:04	1-2	1-2	0-0	0 1 1	2 0	3	0	0	0	0	0	2
13 Justin Taphorn	02:47	0-0	0-0	0-0	0 0 0	0 0	0	0	0	0	0	0	1
15 Isaac Gard	01:12	0-0	0-0	0-0	0 0 0	0 0	0	0	0	0	0	0	0
30 Ross Candelino	01:12	2-2	0-0	0-1	0 0 0	0 1	4	0	0	0	0	0	0
Team					1 0 1				0				
Totals		28-55	12-26	17-23	7 30 37	15 20	85	14	10	8	4	2	26

Technical Fouls: NONE

Biggest lead	SD	UW
0 (1 <sup>st</sup> 20:00)	28 (2 <sup>nd</sup> 0:46)	
Best Scoring Run	7 (1 <sup>st</sup> 12:21)	10 (2 <sup>nd</sup> 7:21)
Lead Changes	0	
Times Tied	0	
Time with Lead	00:00	39:50

Points from Turnovers	SD	UW
Paint	24	26
Second Chance	8	8
Fast Breaks	5	13
Bench	18	23

Period by Period Scoring	1st	2nd	TOT
SD	28	31	59
UW	38	47	85

**NOTES:** Wisconsin won its home opener for the 7th straight season and the 24th time in the last 25 years...UW is 7-0 in home openers under Greg Gard...Tyler Wahl tallied his 5th career double-double...Max Klesmit, Connor Essegian, Kamari McGee, Chris Hodges, Ross Candelino and Isaac Gard made their UW debuts.

## GAME 2: WISCONSIN 60, STANFORD 50

Nov. 11, 2022 • Milwaukee, Wis. • American Family Field



Official Basketball Box Score - Final  
**Stanford at Wisconsin**  
 11/11/22 American Family Field, Milwaukee  
 2022-23 Men's Basketball

Game Time: 6:30 PM  
 Game Duration: 2:05  
 Attendance: 17,927

Officials: Eric Curry, Brian Droney, John Higgins

Stanford - 50 Record: 1-1

NO. Name	Min	FG	3P	FT	Rebounds	Fouls	TP	AS	TO	ST	Blocks	BA	+/
22 James Keefe	F 15:44	1-2	0-0	0-0	4 4 4	2 0	2	1	4	1	0	0	-4
23 Brandon Angel	F 29:59	5-11	1-5	3-4	1 2 3	4 3	14	0	1	0	0	2	-9
55 Harrison Ingram	F 32:24	2-8	0-2	2-4	2 6 8	2 5	6	1	3	0	2	1	-5
5 Michael O'Connell	G 28:37	1-5	0-1	1-1	1 4 5	2 1	3	2	1	2	0	0	-10
13 Michael Jones	G 33:16	3-7	0-2	3-5	1 3 4	2 5	9	1	2	0	2	1	-4
1 Isa Silva	11:23	1-1	0-0	1-2	0 0 0	4 2	3	0	1	1	0	0	-10
14 Spencer Jones	20:31	3-9	0-5	2-2	1 3 4	2 2	8	1	2	1	4	0	-7
42 Maxime Raynaud	24:16	1-4	0-1	1-2	0 6 6	1 1	3	0	2	0	1	0	-6
10 Max Murrell	03:50	0-0	0-0	2-3	0 0 0	1 1	2	0	0	0	0	0	-5
Team					1 3 4				0				
Totals		17-47	1-16	15-23	7 31 38	20 50	60	6	16	5	9	4	-10

Technical Fouls: Keefe 1<sup>st</sup> 18:35

Wisconsin - 60 Record: 24-0

NO. Name	Min	FG	3P	FT	Rebounds	Fouls	TP	AS	TO	ST	Blocks	BA	+/
5 Tyler Wahl	F 32:48	6-13	1-2	4-8	1 4 5	2 6	17	0	2	3	0	2	8
22 Steven Crowl	F 33:31	2-6	1-4	4-6	2 9 11	4 3	9	2	2	0	3	1	14
2 Jordan Davis	G 25:02	5-9	1-3	2-3	3 0 3	3 4	13	0	1	1	0	2	12
11 Max Klesmit	G 16:59	0-1	0-0	0-0	0 3 3	4 0	0	1	0	1	0	0	5
23 Chucky Hepburn	G 34:58	6-13	0-5	1-1	0 2 2	1 1	11	5	1	3	0	1	12
3 Connor Essegian	23:01	3-9	2-4	0-0	0 2 2	1 2	8	0	0	0	0	1	5
0 Jahcobi Neath	15:03	0-3	0-1	0-0	0 0 0	0 1	0	1	2	1	0	0	0
14 Carter Gilmore	12:07	1-4	0-0	0-0	0 1 1	3 2	2	0	0	2	1	1	-2
10 Isaac Lindsey	03:20	0-0	0-0	0-0	0 0 0	0 1	1	0	0	0	0	0	0
21 Chris Hodges	01:34	0-1	0-0	0-0	1 0 1	0 0	0	0	0	0	0	0	1
4 Kamari McGee	01:37	0-0	0-0	0-0	0 0 0	0 0	1	0	0	0	0	0	-2
Team					2 2 4				0		1		
Totals		22-59	5-20	11-18	9 23 32	20 60	60	9	9	11	4	9	10

Technical Fouls: NONE

Biggest lead	Stan	UW
1 (1 <sup>st</sup> 15:02)	13 (1 <sup>st</sup> 1:08)	
Best Scoring Run	6 (1 <sup>st</sup> 15:02)	8 (1 <sup>st</sup> 1:08)
Lead Changes	6	
Times Tied	3	
Time with Lead	02:17	36:32

Points from Turnovers	Stan	UW
Paint	30	28
Second Chance	10	8
Fast Breaks	2	6
Bench	16	10

Period by Period Scoring	1st	2nd	TOT
Stan	20	30	50
UW	32	28	60

**NOTES:** Wisconsin opened the season 2-0 for the 3rd straight year and the 5th time in the last 6 years...UW improved to 64-57 all-time in the city of Milwaukee... Tyler Wahl scored in double figures in back-to-back games reaching the mark for the 26th time in his career...Steven Crowl set new career highs with 11 rebounds and 3 blocks...Jordan Davis scored a career-high 13 points.

## GAME 3: WISCONSIN 56, GREEN BAY 45

Nov. 15, 2022 • Madison, Wis. • Kohl Center



Official Basketball Box Score - Final  
**Green Bay at Wisconsin**  
 11/15/22 Kohl Center, Madison  
 2022-23 Men's Basketball

Game Time: 8:00 PM  
 Game Duration: 1:57  
 Attendance: 14,524

Officials: Bill B, Lewis Garrison, Rob Kuenen

Green Bay - 45 Record: 0-3

NO. Name	Min	FG	3P	FT	Rebounds	Fouls	TP	AS	TO	ST	Blocks	BA	+/
3 Clarence Cummings III	F 33:29	2-10	0-3	2-4	0 1 1	4 2	6	1	1	2	1	2	-7
11 Cade Meyer	F 28:00	5-8	0-1	3-4	0 1 3	2 3	13	0	0	1	0	0	-4
24 Brock Heffner	F 20:59	1-6	0-2	1-2	1 1 2	3 1	3	0	0	1	0	0	-5
4 Davin Zeigler	G 20:04	0-3	0-1	1-2	0 5 5	3 2	1	2	0	0	0	0	-14
55 Nate Jenkins	G 24:42	0-1	0-0	0-0	0 4 4	1 1	0	1	0	0	0	0	-5
1 Randy Tucker	15:10	1-4	0-2	0-0	0 1 1	2 0	2	0	0	0	0	0	-6
0 Garren Davis	23:00	1-5	0-2	2-4	0 2 2	1 4	4	2	1	2	0	0	-3
5 Zae Blake	26:22	5-5	2-2	3-5	0 4 4	1 3	15	0	1	4	0	0	-7
13 Donovan Short	08:14	0-1	0-0	1-2	1 0 1	1 2	1	1	2	0	0	0	-12
Team					1 1 2				0				
Totals		15-44	2-14	13-23	3 22 25	18 18	45	6	9	9	2	2	-11

Technical Fouls: NONE

Shooting By Period	1st FG%	2nd FG%	3rd FG%	4th FG%	5th FG%
1st FG%	5-24 20.8%				
2nd FG%	1-10 10.0%				
3rd FG%	1-4 25.0%				
4th FG%	1-14 7.1%				
5th FG%	1-15 6.7%				
GMFG%	15-44 34.1%				
FT%	13-23 56.5%				
Dead Ball Rebounds:	6 0				

Wisconsin - 56 Record: 34-0

NO. Name	Min	FG MA	3P MA	FT MA	Rebounds OR DR TOT	Fouls FD	TP	AS	TO	ST	Blocks BA	+/
5 Tyler Wahl	F 23:49	2-11	0-1	4-4	2 7 9	4 5	8	0	4	0	0	1 6
22 Steven Crowl	F 28:14	3-6	1-1	2-3	4 5 9	0 3	9	0	2	0	1	0 1
2 Jordan Davis	G 32:59	3-7	3-6	2-2	1 2 3	0 1	11	1	0	2	1	0 13
11 Max Klesmit	G 35:57	2-5	2-4	3-4	1 4 5	1 6	9	1	0	2	0	0 12
23 Chucky Hepburn	G 24:19	2-14	1-3	3-4	3 4 7	3 2	8	3	2	0	0	1 10
14 Carter Gilmore	20:44	2-4	1-1	0-0	2 3 5	4 0	5	1	2	1	0	0 12
35 Markus Iiver	10:28	1-2	0-0	0-1	1 1	1 1	2	0	1	1	0	0 7
3 Connor Essegian	07:29	0-1	0-0	2-2	0 1 1	0 0	2	0	2	0	0	0 -1
0 Jahcobi Neath	04:38	0-0	0-0	0-0	0 0 0	1 0	0	0	0	0	0	0 -2
4 Kamari McGee	05:30	0-0	0-0	0-0	0 0 0	1 0	0	1	1	0	0	0 -6
10 Isaac Lindsey	05:25	1-3	0-2	0-0	1 1 2	2 2	2	1	0	0	0	0 4
21 Chris Hodges	00:28	0-0	0-0	0-0	0 0 0	1 0	0	0	0	0	0	0 -1
Team					1 2 3			0	0			
Totals		16-53	8-19	16-19	15 30 45	18 18	56	8	14	6	2 2	11

## GAME 5: #3 KANSAS 69, WISCONSIN 68 (OT)

Nov. 24, 2022 • Paradise Island, Bahamas. • Imperial Arena



Official Basketball Box Score - Final  
**Wisconsin at Kansas**  
 11/24/22 Atlanta Resort - Imperial Arena, Paradise Island  
 2022 Bad Boy Mowers Battle 4 Atlanta

Game Time: 11:00 AM  
 Game Duration: 3:17  
 Attendance: 1,185

Officials: Mike Roberts, Raymie Shyons, Bret Smith

Wisconsin - 68			Record: 4-1																
NO.	Name	Min	FG	3P	FT	Rebounds	Fouls	TP	AS	TO	ST	Blocks	+/-	Shooting By Period					
			M-A	M-A	M-A	OR	DR	TOT	PF	FD		BS	BA		1 <sup>st</sup> FG	2 <sup>nd</sup> FG	3 <sup>rd</sup> FG		
5	Tyler Wahl	F 35:00	8-19	0-1	7-8	3	7	10	4	8	23	2	2	3	0	10	3PT <sup>s</sup>	2-8	25.0%
22	Steven Crowl	F 34:49	2-6	0-2	0-1	0	6	6	0	2	4	3	0	0	1	0	2-5	40.0%	
2	Jordan Davis	F 17:28	0-5	0-3	0	0	4	4	1	0	0	1	0	0	0	0	14-29	48.3%	
11	Max Klesmit	G 43:08	4-6	2-3	3-4	0	1	1	2	2	13	2	0	1	0	0	3PT <sup>s</sup>	4-9	44.4%
23	Chucky Hepburn	G 33:02	2-9	1-1	1-2	1	3	4	3	1	6	1	3	1	0	1	11-13	84.6%	
3	Connor Essegian	31:05	6-12	3-7	2-2	1	4	5	2	4	17	1	1	1	0	1	2-7	28.6%	
14	Carter Gilmore	14:09	2-3	0-0	0-0	1	1	2	2	0	4	0	0	2	0	2	3PT <sup>s</sup>	0-2	0.0%
4	Kamari McGee	04:44	0-0	0-0	0-0	1	1	1	3	0	0	0	0	0	0	0	FT <sup>s</sup>	1-1	100%
35	Markus Iler	04:21	0-1	0-1	0-0	0	0	0	1	0	0	0	0	0	0	0	GM FG	24-62	38.7%
10	Isaac Lindsey	07:14	0-1	0-1	1-2	0	1	1	1	1	1	0	0	0	0	2	3PT <sup>s</sup>	6-19	31.6%
Team						0	1	1	0	0	0						FT <sup>s</sup>	14-19	73.7%
Totals			24-62	6-19	14-19	16	29	35	19	18	68	10	6	8	1	2	-1	Dead Ball Rebounds: 7.0	

Technical Fouls: Essegian 1<sup>st</sup> 14:12 Klesmit 2<sup>nd</sup> 5:21

Dead Ball Rebounds: 1, 0

Kansas - 69			Record: 6-0											
NO.	Name	Min	FG	3P	FT	Rebounds	Fouls	TP	AS	TO	ST	Blocks	+/-	
			M-A	M-A	M-A	OR DR TOT	PF FD					BS BA		
10	Jalen Wilson	F 40:01	9-20	2-6	9-14	0 14 14	1 10	29	1	3	0	0 0	-2	
24	KJ Adams, Jr.	F 32:24	2-2	0-0	2-4	3 3 6	4 2	6	1	2	1	0 0	-4	
3	Dajuan Harris, Jr.	G 38:02	2-7	1-1	0-1	2 1 3	3 3	5	7	4	3	1 1	2	
4	Grady Dick	G 34:46	3-8	3-7	0-0	1 4 5	1 2	9	0	0	0	0 0	-8	
15	Kevin McCullar	G 36:12	7-18	3-9	1-2	4 5 9	5 2	18	3	1	1	1 0	9	
1	Joseph Yesulu	09:14	0-2	0-1	0-0	0 1 1	2 0	0	0	0	0	0 0	9	
21	Zach Clemence	12:36	0-6	0-5	0-0	1 2 3	1 0	0	1	1	0	0 0	5	
0	Bobby Pettiford	19:20	1-1	0-0	0-0	1 1 2	1 0	2	2	2	0	0 0	3	
11	MJ Rice	02:25	0-0	0-0	0-0	0 0 0	0 0	0	0	0	0	0 0	0	
Team						2 5 7		0	0					
Totals			24-62	9-29	12-21	14 36 50	18 19	69	15	13	5	2 1	-1	
													Shooting By Period	
													1 <sup>st</sup> FG 12-32 37.5%	
													3 <sup>PT</sup> 6-17 35.3%	
													FT 3-5 60%	
													2 <sup>nd</sup> FG 10-24 41.7%	
													3 <sup>PT</sup> 3-9 33.3%	
													FT 7-14 50%	
													3 <sup>rd</sup> FG 6-26 23.1%	
													3 <sup>PT</sup> 0-3 0%	
													FT 2-2 100%	
													GM FG 6-24 25%	
													3 <sup>PT</sup> 9-29 31.0%	
													FT 12-21 57.1%	

Technical Fouls: NONE

Dead Ball Rebounds: 4, 0

WIS		KAN	
Biggest lead	3 (1 <sup>st</sup> 14:48)	15 (2 <sup>nd</sup> 15:46)	
Best Scoring Run	11 (2 <sup>nd</sup> 0:23)	10 (2 <sup>nd</sup> 3:40)	
Lead Changes	10		
Times Tied	8		
Time with Lead	05:35	33:15	

Points from		WIS	KAN
Turnovers		13	4
Paint		34	26
Second Chance		10	11
Fast Breaks		5	7
Bench		22	2

Period by Period Scoring	
	1st 2nd OT1 TOT
WIS	20 43 5 68
KAN	33 30 6 69

## GAME 6: WISCONSIN 64, USC 59

Nov. 25, 2022 • Paradise Island, Bahamas • Imperial Arena



Official Basketball Box Score - Final  
**Southern California at Wisconsin**  
 11/25/22 Atlanta Resort - Imperial Arena, Paradise Island  
 2022 Bad Boy Mowers Battle 4 Atlanta

Game Time: 1:00 PM  
 Game Duration: 1:48  
 Attendance: 510

Officials: Tony Padilla, Bert Smith, Bret Smith

Southern California - 59			Record: 4-3												
NO.	Name	Min	FG	3P	FT	Rebounds	Fouls	TP	AS	TO	ST	Blocks	+/-		
			M-A	M-A	M-A	OR DR TOT	PF FD					BS BA			
24	Joshua Morgan	F 32:06	1-1	0-0	0-0	2 3 5	0 1	2	2	1	0	1 0	15		
2	Reese Dixon-Waters	F 19:50	3-7	1-4	0-0	2 2 4	3 0	7	0	3	0	0 0	0		
5	Boogie Ellis	G 30:00	6-16	3-8	0-1	0 4 4	3 1	15	2	2	0	0 0	-1		
13	Drew Peterson	G 31:43	6-15	5-8	0-0	3 7 10	2 0	17	3	5	0	1 1	-11		
22	Tre White	G 25:41	3-6	0-0	1-2	0 5 5	1 1	7	0	1	0	0 0	-1		
0	Kobe Johnson	29:04	3-7	2-3	0-1	0 3 3	0 2	8	5	1	0	3 0	-1		
30	Harrison Homery	14:14	0-2	0-2	1-2	1 1 2	3 2	1	0	0	0	1 0	-6		
33	Kijani Wright	07:34	0-0	0-0	0-0	0 0 0	0 2	0	0	1	0	0 0	-18		
1	Malik Thomas	08:51	1-2	0-0	0-0	0 0 0	0 0	2	0	0	1	0 0	-2		
4	Oziyah Sellers	00:57	0-0	0-0	0-0	0 0 0	0 0	0	0	0	0	0 0	0		
Team						2 1 3		0	1						
Totals			23:56	11-23	2-6	10 26 36	14 7	59	12	14	2	5 1	-5		
<div>Shooting By Period</div> <div>1st FG% 13-26 50.0%</div> <div>1st 3PT% 6-13 46.2%</div> <div>1st FT% 2-5 40%</div> <div>2nd FG% 10-30 33.3%</div> <div>2nd 3PT% 5-10 50.0%</div> <div>2nd FT% 4-11 36.4%</div> <div>GM FG% 23-56 41.1%</div> <div>GM 3PT% 11-23 47.8%</div> <div>FT% 2-6 33.3%</div> <div>Dead Ball Rebounds: 10</div>															

Technical Fouls: Ellis 2<sup>nd</sup> 19:29

Wisconsin - 64		Record: 5-1														Shooting By Period	
NO.	NAME	Min	FG	3P	FT	Rebounds	Fouls	TP	AS	TO	ST	Blocks	+/-				
			M-A	M-A	M-A	OR DR TOT	PF FD					BS BA					
5	Tyler Wahl	F 35:22	6-12	0-1	2-3	1 8 9	0 6	14	3	2	0	0	2	2			
22	Steven Crowl	F 30:14	3-10	1-5	1-3	2 5 7	0 3	8	3	1	0	1	1	12			
2	Jordan Davis	G 24:55	3-5	1-3	1-1	1 2 3	0 1	8	1	0	1	0	0	12			
11	Max Klesmit	G 30:50	0-2	0-1	0-0	0 1 1	3 0	0	2	1	0	0	0	1			
23	Chucky Hepburn	G 31:06	7-13	3-5	0-1	0 2 2	0 0	17	4	1	2	0	0	-6			
3	Connor Essegian	25:27	4-8	4-8	0-0	0 4 4	1 4	12	0	1	1	0	1	-1			
14	Carter Gilmore	12:19	1-3	0-1	0-0	0 1 1	1 0	2	0	0	1	0	0	0			
35	Markus Iler	02:05	0-0	0-0	0-0	0 1 1	2 0	0	0	1	0	0	0	-4			
10	Isaac Lindsey	07:42	1-3	1-2	0-0	0 0 0	0 0	3	0	0	1	0	1	9			
Team						2 2 4		0	1								
Totals			25-56	10-24	4-8	6 26 32	7 14	64	13	8	6	1 5	5				

1st FG%	14.28	50.0%
3PT%	7.16	43.8%
FT%	1.2	50%
2nd FG%	11.28	39.3%
3PT%	3.8	37.5%
FT%	3.6	50%
GM FG%	25.56	44.6%
3PT%	10.24	41.7%
FT%	4.8	50.0%

Dead Ball Rebounds: 3.0

Technical Fouls: NONE

USC		WIS	
Biggest lead	7 (1 <sup>st</sup> 6:59)	5 (2 <sup>nd</sup> 1:07)	
Best Scoring Run	8 (2 <sup>nd</sup> 16:25)	8 (2 <sup>nd</sup> 1:07)	
Lead Changes	10		
Times Tied	7		
Time with Lead	20:31	13:11	

Points from		USC	WIS
Turnovers		18	15
Paint		12	26
Second Chance		10	5
Fast Breaks		10	11
Bench		11	17

Period by Period Scoring	
	1st 2nd TOT
USC	34 25 59
WIS	36 28 64

## GAME 7: WAKE FOREST 78, WISCONSIN 75

Nov. 29, 2022 • Madison, Wis. • Kohl Center



Official Basketball Box Score - Final  
**Wake Forest at Wisconsin**  
 11/29/22 Kohl Center, Madison  
 2022-23 Men's Basketball

Game Time: 8:00 PM  
 Game Duration: 2:15  
 Attendance: 14,435

Officials: D.J. Carlensen, Courtney Green, Don Daly

Wake Forest - 78			Record: 7-1												
NO.	Name	Min	FG	3P	FT	Rebounds	Fouls	TP	AS	TO	ST	Blocks	+/-	Shooting By Period 1st FG 15-29 51.7% 3PT% 3-12 25.0% FT% 4-7 57.1% 2nd FG 14-25 56.0% 3PT% 5-12 41.7% FT% 8-9 88.9% GMFG% 29-54 53.7% 3PT% 8-24 33.3% FT% 12-16 75.0%	
			M-A	M-A	M-A	OR DR TOT	PF FD					BS BA			
11	Andrew Carr	F 14:41	1-3	1-2	0-0	1 2 3	4 0	3	0	2	1	1 0	16		
25	Zach Keller	F 10:10	1-1	0-0	0-0	1 2 3	1 0	2	0	0	0	0 0	-8		
1	Tyree Appleby	G 40:00	11-16	4-6	6-6	1 3 4	0 6	32	5	3	0	0 0	3		
2	Cameron Hildreth	G 31:19	5-10	0-2	5-6	2 5 7	4 4	15	2	5	0	1 6	6		
30	Damari Monsanto	G 32:39	5-13	2-8	1-3	1 1 2	3 2	13	0	1	2	0 0	10		
33	Matthew Marsh	23:42	4-4	0-0	0-1	2 7 9	3 2	8	0	1	1	0 0	15		
4	Daivien Williamson	20:33	1-4	1-4	0-0	0 0 0	0 3	3	0	0	0	0 0	-4		
34	Bobbi Klinton	21:00	0-2	0-2	0-0	0 1 1	1 1	0	1	1	0	0 0	-17		
10	Jao Ituka	00:00	0-0	0-0	0-0	0 0 0	0 0	0	0	0	0	0 0	0		
20	Davion Bradford	05:56	1-1	0-0	0-0	0 1 1	4 0	2	0	2	0	0 0	-6		
Team						1 2 3		0	0						
Totals			29-54	8-24	12-16	9 24 33	20 18	78	8	15	3	2 1	3		
Technical Fouls: NONE															

Technical Fouls: NONE

Wisconsin - 75		Record: 5-2										Team Totals			
NO.	Name	Min	FG	3P	FT	Rebounds	Fouls	TP	AS	TO	ST	Blocks	+/-		
			M-A	M-A	M-A	OR DR TOT	PF FD					BS BA			
5	Tyler Wahl	F 30:55	6-14	0-1	5-5	1 3 4	3 9	17	2	2	0	1 1	-2		
22	Steven Crowl	F 29:24	5-9	2-3	3-4	1 6 7	3 2	15	3	2	0	1 0	0		
2	Jordan Davis	G 14:18	1-2	1-2	0-0	0 1 1	5 0	3	0	0	0	0 0	-4		
11	Max Klesmit	G 36:07	1-3	0-2	0-0	0 1 1	2 2	2	3	1	3	0 0	-4		
23	Chucky Hepburn	G 34:51	7-18	6-12	3-4	1 2 3	3 2	23	2	3	0	0 0	-4		
3	Connor Essegian	23:00	3-7	2-5	4-4	2 2 4	2 3	12	2	3	0	0 1	-1		
14	Carter Gilmore	17:50	0-1	0-1	0-1	0 1 1	0 2	0	2	0	1	0 0	-2		
10	Isaac Lindsey	11:45	1-2	1-2	0-0	1 0 1	0 0	3	1	0	0	0 0	-6		
35	Markus Iler	01:51	0-0	0-0	0-0	0 0 0	0 0	0	0	0	0	0 0	-2		
Team						0 1 1		0	1						
Totals			24-56	12-28	15-18	6 17 23	18 20	75	14	12	7	1 2	-3		
<div>Shooting By Period</div> <div>1st FG% 12-27 44.4%</div> <div>2nd FG% 5-12 41.7%</div> <div>3rd FG% 5-8 62.5%</div> <div>4th FG% 12-29 41.4%</div> <div>5th FG% 7-16 43.8%</div> <div>FT % 10-10 100%</div> <div>GMFG% 24-56 42.9%</div> <div>3PT% 12-28 42.9%</div> <div>FT% 15-16 83.3%</div> <div>Dead Ball Rebounds: 5.1</div>															

Technical Fouls: Lindsey 1<sup>st</sup> 1:43

		WF	UW	Points from				Period by Period Scoring			
				WF	UW						
Biggest lead	7 (2 <sup>nd</sup> 19:15)	5 (2 <sup>nd</sup> 8:05)	Turnovers	10	17						
Best Scoring Run	7 (1 <sup>st</sup> 2:49)	9 (2 <sup>nd</sup> 8:05)	Paint	36	22						
Lead Changes	12		Second Chance	8	11	WF	1st	2nd	TOT		
Times Tied	3		Fast Breaks	5	6	UW	37	41	78		
Time with Lead	27:50	10:11	Bench	13	15		34	41	75		

## GAME 9: WISCONSIN 64, #13 MARYLAND 59

Dec. 6, 2022 • Madison, Wis. • Kohl Center



Official Basketball Box Score - Final  
Maryland at Wisconsin  
12/06/22 Kohl Center, Madison  
2022-23 Men's Basketball

Game Time: 8:00 PM  
Game Duration: 2:07

Officials: D.J. Carstensen, Larry Sciroto, Chris Beaver

Maryland - 59

Record: 8-1 (1-1)

NO. Name	Min	FG	3P	FT	Rebounds	Fouls	TP	AS	TO	ST	Blocks	BS	BA	+/
10 Julian Reese	F 31:00	4-6	0-0	2-4	1 5 6 4	4 4	10	2	3	0	2	0	2	2
24 Dontae Scott	F 34:37	3-14	2-7	1-3	1 9 10	3 6	9	2	2	1	3	1	-5	
0 Donald Carey	G 27:03	2-5	2-5	2-2	0 5 5 5	1 1	8	1	3	0	0	0	2	
1 Jahmir Young	G 29:39	6-13	3-5	2-3	3 1 4 1	1 5	17	1	3	2	0	1	-11	
13 Hakim Hart	G 31:51	2-10	1-4	0-0	3 6 9 1	2 5	2	2	2	0	0	1	-2	
2 Jahmir Long	19:11	1-2	1-2	0-0	0 1 1 2	0 2	3	1	0	0	0	0	-4	
15 Patrick Emilien	14:04	1-3	0-0	0-0	0 1 1 2	0 2	0	1	1	1	0	0	-6	
23 Ian Martinez	12:35	2-2	1-1	0-0	0 2 2 2	0 5	0	0	0	0	0	0	-1	
Team					0 0 0 0		0	0	0	0	0	0		
Totals		21-55	10-24	7-12	8 29 37	20 18	59	9	14	4	6	3	-5	

Technical Fouls: NONE

Wisconsin - 64

Record: 7-2 (1-0)

NO. Name	Min	FG	3P	FT	Rebounds	Fouls	TP	AS	TO	ST	Blocks	BS	BA	+/
5 Tyler Wahl	F 28:48	3-10	0-1	3-7	0 5 5 5	5 5	9	3	3	1	2	3	6	
22 Steven Crowl	F 29:23	4-7	0-3	4-6	0 6 6 3	1 12	3	1	1	0	0	0	-4	
2 Jordan Davis	G 22:58	3-5	1-3	1-2	1 5 6 2	3 8	0	0	1	0	0	0	4	
11 Max Klesmit	G 34:27	2-6	1-3	2-2	0 3 3 2	3 7	2	1	2	0	1	1	-1	
23 Chucky Hepburn	G 36:20	4-8	2-4	3-3	0 4 4 3	3 13	2	2	1	0	1	8		
3 Connor Essegian	22:06	2-7	2-5	2-2	0 1 1 0	2 8	3	0	1	0	1	7		
14 Carter Gilmore	23:27	2-4	1-2	2-5	0 3 3 3	3 7	1	1	0	1	0	5		
4 Kamari McGee	02:31	0-0	0-0	0-0	0 0 0 0	0 0	0	0	0	0	0	0		
Team					2 0 2		0	0						
Totals		20-47	7-21	17-27	3 27 30	18 20	64	14	8	7	3	6	5	

Technical Fouls: NONE

Biggest lead	MD	UW
	1 (2 <sup>nd</sup> 18:43)	12 (1 <sup>st</sup> 7:21)
Best Scoring Run	11 (1 <sup>st</sup> 3:08)	8 (2 <sup>nd</sup> 6:31)
Lead Changes	8	
Times Tied	5	
Time with Lead	03:17	32:51

Points from	MD	UW
Turnovers	7	5
Paint	18	24
Second Chance	4	7
Fast Breaks	9	10
Bench	10	15

Period by Period Scoring	1st	2nd	TOT
MD	29	30	59
UW	31	33	64

Shooting By Period	1 <sup>st</sup> FG%	2 <sup>nd</sup> FG%	3 <sup>rd</sup> FG%	4 <sup>th</sup> FG%	5 <sup>th</sup> FG%
1 <sup>st</sup> FG%	12-28	42.9%			
2 <sup>nd</sup> FG%	9-27	33.3%			
3 <sup>rd</sup> FG%	5-11	45.5%			
4 <sup>th</sup> FG%	7-11	63.6%			
5 <sup>th</sup> FG%	21-55	38.2%			
GMFG%	10-24	41.7%			
FT%	7-12	58.3%			
Dead Ball Rebounds:	1				

## GAME 10: WISCONSIN 78, IOWA 75 (OT)

Dec. 11, 2022 • Iowa City, Iowa • Carver-Hawkeye Arena



Official Basketball Box Score - Final  
Wisconsin at Iowa  
12/11/22 Carver-Hawkeye Arena, Iowa City  
2022-23 Men's Basketball

Game Time: 5:31 PM  
Game Duration: 2:10  
Attendance: 12,430

Officials: Larry Sciroto, Bill Ek, Brooks Wells

Wisconsin - 78

Record: 8-2 (2-0)

NO. Name	Min	FG	3P	FT	Rebounds	Fouls	TP	AS	TO	ST	Blocks	BS	BA	+/
5 Tyler Wahl	F 40:05	9-14	1-2	2-5	1 6 7 4	6 4	21	3	4	4	0	0	6	
22 Steven Crowl	F 27:36	6-11	0-3	0-1	0 6 6 3	3 1	12	7	2	0	1	1	-1	
2 Jordan Davis	G 22:48	2-4	1-3	0-0	0 2 2 2	2 0	5	0	0	0	0	0	8	
11 Max Klesmit	G 30:20	3-5	1-2	0-0	0 2 2 3	0 7	2	1	1	0	0	0	10	
23 Chucky Hepburn	G 41:14	4-12	1-3	2-3	0 6 6 3	5 11	4	0	4	0	1	5		
3 Connor Essegian	32:15	5-11	2-6	2-2	0 6 6 0	2 14	1	3	1	0	0	-8		
14 Carter Gilmore	21:22	4-7	0-2	0-0	3 1 4 3	1 8	0	1	1	0	0	1		
4 Kamari McGee	03:47	0-1	0-1	0-0	0 0 0 0	0 0	0	0	1	0	0	-2		
10 Isaac Lindsey	04:46	0-0	0-0	0-0	0 0 0 0	0 0	0	0	0	0	0	-2		
35 Markus Iver	00:47	0-0	0-0	0-0	0 0 0 0	0 0	0	0	0	0	0	-2		
Team					0 0 0		0	0						
Totals		33-65	6-22	6-11	4 29 33	18 16	78	17	11	12	1	2	3	

Technical Fouls: NONE

Iowa - 75

Record: 7-3 (0-1)

NO. Name	Min	FG	3P	FT	Rebounds	Fouls	TP	AS	TO	ST	Blocks	BS	BA	+/
0 Filip Rebraca	F 38:13	4-7	0-0	2-3	3 5 8 4	4 4	10	4	3	0	1	0	2	
22 Patrick McCaffery	F 33:12	8-16	3-8	5-6	2 5 7 1	5 24	0	1	1	1	0	-1		
5 Dasonte Bowen	G 20:13	1-3	0-1	0-0	1 3 4 2	1 2	4	3	1	0	0	3		
13 Tony Perkins	G 43:38	7-15	1-3	2-3	1 5 6 3	4 17	3	4	1	0	1	-2		
30 Connor McCaffery	G 41:29	6-14	2-8	3-3	2 8 10	3 17	5	3	3	0	0	-2		
20 Payton Sandfort	23:07	0-7	0-5	2-2	0 3 3 3	1 2	0	1	1	0	0	-1		
4 Josh Dix	15:14	0-1	0-1	0-0	0 1 1 0	0 0	0	1	0	0	0	-5		
14 Carter Kingsbury	09:54	1-1	1-1	0-0	0 1 1 0	0 0	3	1	0	0	0	-9		
Team					1 1 2		0	0						
Totals		27-64	7-27	14-17	10 32 42	17 18	75	18	15	8	2	1	3	

Technical Fouls: Coach 2<sup>nd</sup> 4:13

Biggest lead	WIS	IOWA
	8 (2 <sup>nd</sup> 2:13)	6 (2 <sup>nd</sup> 16:38)
Best Scoring Run	9 (2 <sup>nd</sup> 6:39)	11 (1 <sup>st</sup> OT 4:22)
Lead Changes	6	
Times Tied	6	
Time with Lead	28:28	13:43

Points from	WIS	IOWA
Turnovers	13	8
Paint	52	36
Second Chance	4	12
Fast Breaks	2	10
Bench	22	5

Period by Period Scoring	1st	2nd	OT1	TOT
WIS	27	33	18	78
IOWA	27	33	15	75

## GAME 11: #22 WISCONSIN 78, LEHIGH 56

Dec. 15, 2022 • Madison, Wis. • Kohl Center



Official Basketball Box Score - Final  
Lehigh at Wisconsin  
12/15/22 Kohl Center, Madison  
2022-23 Men's Basketball

Game Time: 6:00 PM  
Game Duration: 1:43  
Attendance: 12,760

Officials: Courtney Green, Eric Curry, Deldre Carr

Lehigh - 56

Record: 4-5

NO. Name	Min	FG	3P	FT	Rebounds	Fouls	TP	AS	TO	ST	Blocks	BS	BA	+/
0 Jakob Alamedun	F 30:32	2-5	0-2	0-0	0 5 5 5	1 2	4	2	3	1	2	0	-25	
35 Dominic Parolin	C 34:56	3-7	0-1	0-0	2 3 5 3	0 6	1	2	2	1	0	0	-14	
5 Evan Taylor	G 33:15	7-10	2-3	2-2	2 2 2 2	1 18	1	3	0	0	0	0	-8	
13 Keith Higgins Jr.	G 33:18	7-11	1-4	0-0	0 2 2 1	1 15	0	0	0	0	0	0	-18	
22 Tyler Whitney-Sidney	G 30:21	4-8	0-1	0-0	4 4 1 2	8 2	3	1	0	0	0	0	-20	
55 Jalin Sinclair	05:56	0-1	0-0	0-0	1 1 0 0	0 0	0	1	1	0	0	0	3	
4 Reed Fenton	13:04	0-3	0-2	0-0	0 0 0 0	2 0	0	1	0	0	0	0	-12	
23 Bube Moham	03:09	1-2	0-0	0-0	1 0 1 1	0 2	0	0	0	0	0	1	-7	
2 Jake Betlow	10:25	1-3	1-3	0-0	0 0 0 0	0 0	3	1	1	1	0	0	-7	
25 Ben Knostman	02:40	0-0	0-0	0-0	0 0 0 0	0 0	0	0	0	0	0	0	-1	
21 Burke Chebuhar	02:15	0-1	0-1	0-0	0 0 0 0	0 0	0	0	0	0	0	0	-1	
11 Brendan Reed	00:03	0-0	0-0	0-0	0 0 0 0	0 0	0	0	0	0	0	0	0	
20 Jaysen Saigal	00:03	0-0	0-0	0-0	0 0 0 0	0 0	0	0	0	0	0	0	0	
44 Tommy Conniff	00:03	0-0	0-0	0-0	0 0 0 0	0 0	0	0	0	0	0	0	0	
Team					0 0 0		0	0						
Totals		25-51	4-14	2-2	3 17 22	11 6	56	9	13	6	3	1	-22	

Technical Fouls: NONE

Wisconsin - 78

Record: 9-2

NO. Name	Min	FG	3P	FT	Rebounds	Fouls	TP	AS	TO	ST	Blocks	BS	BA	+/
		MA	MTA	MA	OR DR TOT	FR FB								
5 Tyler Wahl	F 31:50	5-11	1-1	2-4	2 5 7 0	5 13	4	3	2	0	1	24		
22 Steven Crowl	F 26:49	6-11	1-1	2-2	2 3 5 0	2 15	4	2	1	0	0	13		
2 Jordan Davis	G 25:19	5-8	4-6	0-0	0 5 5 0	0 14	0	0	0	0	1	1	7	
11 Max Klesmit	G 29:19	3-5	2-3	0-0	0 1 1 1	0 8	3	1	1	0	0	0	29	
23 Chucky Hepburn	G 26:28	4-6	0-0	0-0	1 0 1 2	1 8	3	1	0	0	0	0	13	
3 Connor Essegian	20:08	5-10	3-7	0-0	2 4 6 1	2 13	0	1	1	0	0	0	-1	
14 Carter Gilmore	16:21	2-6	0-1	1-2	3 2 5 0	1 5	0	0	0	0	1	6		
4 Kamari McGee	11:53	0-1	0-1	0-0	0 1 1 2	0 0	2	1	1	0	0	10		
10 Isaac Lindsey	01:56	0-0	0-0	0-0	0 0 0 0	0 0	0	0	0	0	0	0	1	
35 Markus Iver	02:45	1-1	0-0	0-0	0 0 0 0	0 2	0	0	0	0	0	0	0	
21 Chris Hodges	02:15	0-0	0-0	0-0	0 0 0 0	0 0	0	0	0	0	0	0	1	
13 Justin Taphorn	01:39	0-0	0-0	0-0	0 0 0 0	0 0	0	0	0	0	0	0	0	-1
15 Isaac Gard	01:39	0-1	0-1	0-0	0 0 0 0	0 0	0	0	0	0	0	0	0	-1
30 Ross Candellino	01:39	0-0	0-0	0-0	0 1 1 1	0 0	0	0	0	0	0	0	0	-1
Team					1 1 2		0	1						

Jan. 3, 2023 • Madison, Wis. • Kohl Center



Official Basketball Box Score - Final  
**Minnesota at Wisconsin**  
 01/03/23 Kohl Center, Madison  
 2022-23 Men's Basketball

Game Time: 8:00 PM  
Game Duration: 1:50  
Attendance: 13,850

**Officials:** Larry Scirotto, Earl Walton, LaMar Simpson

Minnesota - 60

Record: 6-7 (0-3)

NO.	Name	Min	FG	3P	MT	Rebounds			Fouls	TP	AS	TO	ST	Shooting By Period		
						OR	DR	FT						1st	2nd	3rd
1	Joshua Ola-Joseph	F 23:47	3-5	0-0	2	3	5	1	4	0	1	1	0	0	-11	1st FG% 11-28 39.3%
3	Dawson Garcia	F 32:41	5-13	0-3	4-5	3	6	9	2	16	0	3	0	0	-11	3PT% 28 26.0%
10	Jamison Battle	F 40:00	5-15	2-7	1-1	1	8	9	0	13	0	6	1	0	-13	2nd FG% 13-27 48.1%
0	Taurus Samuels	G 15:21	0-0	0-0	0	2	2	1	0	0	1	0	1	0	-3	3PT% 36 50.0%
55	Thalon Cooper	G 35:06	7-15	2-22	0	0	2	2	1	26	3	6	0	2	-4	FT% 58 62.5%
21	Payton Payne	22:45	3-4	0-0	2-5	1	2	3	2	4	8	1	1	0	0	GMMFG% 24-55 43.6%
24	Braeden Carrington	18:36	1-2	1-2	0	1	2	3	0	3	1	2	0	0	7	3PT% 5-14 35.7%
4	Jaden Henley	11:44	0-1	0-0	0-0	1	3	4	0	1	1	2	0	0	4	FT% 7-11 63.6%
Team						2	1	3	0	0	0	0	0	0		Dead Ball Rebounds: 1.
Totals			24-55	5-14	7-11	11	29	40	10	15	60	7	20	5	2	-3

**Technical Fouls:** Ola-Joseph 2<sup>nd</sup> 16:43

Wisconsin - 63

Record: 11-2 (3-0)

NO.	Name	Min	Rebounds										Shooting By Period							
			FG	3P	FT	MA	OR	DR	OT	FF	FO	TP	AS	TO	ST	BS	BA	+-		
1	Tyler Wahl	F 08:50	1-5	0-1	0-0	0	2	2	0	2	0	1	0	0	1	0	-3			
22	Steven Wahl	F 08:50	1-0	0-1	0-0	1	4	5	3	2	17	1	3	2	0	0	-7			
2	Jordan Davis	G 27:39	3-5	1-3	0-0	1	7	8	2	7	0	1	0	1	0	0	-2			
11	Max Klesmit	G 34:58	2-8	1-4	0-0	0	1	1	3	0	5	3	2	3	1	0	0			
23	Charles Hepburn	G 34:12	5-11	3-4	3-3	2	2	5	5	16	4	5	2	1	5	1	112			
3	Connor Essigman	F 08:40	1-1	0-0	0-0	0	0	0	0	0	0	0	0	0	0	0	0			
24	Clucky Gilmore	G 29:53	1-3	0-0	0-0	0	0	0	4	1	2	1	0	1	0	0	-3			
4	Kamar McGee	G 03:30	0-0	0-0	0-0	0	0	0	0	0	0	0	0	0	0	0	-1			
35	Marcus Iverson	10:52	1-3	1-3	0-0	0	2	2	1	0	3	0	0	0	0	0	5			
Team			0			0	0	0	0	0	0	1	0	0	0	0	0			
Totals			24-55	8-20	7-9	2	22	24	15	10	63	9	13	2	2	2	3			

**Technical Fouls: NONE**

	UM	UW	Points from	UM	UW	Period by Period Scoring			
Biggest lead	4 (1 <sup>st</sup> 11:10)	15 (2 <sup>nd</sup> 16:17)	Turnovers	5	21		1st	2nd	TOT
Best Scoring Run	11 (2 <sup>nd</sup> 8:34)	15 (2 <sup>nd</sup> 17:56)	Paint	28	32				
Lead Changes		6	Second Chance	12	0	UM	26	34	60
Times Tied		6	Fast Breaks	2	5				
Time with Lead	03:07	28:06	Bench	11	16	UW	32	31	63

Jan. 7, 2023 • Champaign, Ill. • State Farm Center



Official Basketball Box Score - Final  
**Wisconsin at Illinois**  
 01/07/23 State Farm Center, Champaign, IL  
 2022-23 Men's Basketball

Game Time: 12:30 PM  
Game Duration: 2:03  
Attendance: 15,544

**Officials:** D.J. Carstensen, Kely Pfeifer, Lewis Garrison

**Wisconsin - 69**

Record: 11-3 (3-1)

NO.	Name	Min	FG		3P		FT		Rebounds		Fouls		PT		AS	TS	ST	Blocks		+/-	Shooting By Period	
			M	A	M	A	M	A	M	A	M	A	M	A				M	A		BA	SA
14	Carter Gilmore	F 30:36	2-3	0-0	0-1	3-4	7	3	2	4	1	0	0	0	0	0	0	0	0	0	1st FG% 11-27 40.7%	3PT% 4-14 28.6%
28	Steven Crowl	F 28:35	9-18	1-7	1-2	4-8	12	3	3	20	3	2	0	1	1	-11					3PT% 3-13 33.3%	
2	Jordan Davis	G 26:15	2-4	1-3	0-1	0-4	4	3	1	5	0	0	0	0	0	0	0	0	0	0	2nd FG% 17-37 45.9%	
11	Max Klesmit	G 33:13	4-9	2-5	1-3	1-3	4	4	3	5	11	1	0	2	1	1	-11				3PT% 4-15 26.7%	
23	Chucky Hepburn	G 36:12	8-18	3-7	3-5	0-3	3	2	4	22	7	3	4	0	2	-5					FT% 4-9 44.4%	
35	Markus Iler	B 18:41	1-6	0-3	0-0	1-2	3	0	0	2	0	0	0	0	1	-2					FT% 6-21 28.6%	43.8%
3	Connor Essegien	22:40	2-5	1-3	0-0	0-0	0	3	1	5	0	2	0	0	1	-4					3PT% 6-29 27.6%	
4	Kamari McGee	02:29	0-1	0-1	0-0	0-0	0	1	0	0	0	1	0	0	0	0	-9				FT% 5-12 41.7%	
21	Chris Hodges	01:19	0-0	0-0	0-0	0-0	0	1	2	0	0	0	0	0	0	0						Dead Ball Rebounds: 2.0
Team																						
Totals			26-64	13-30	15-32	10-24	31	24	14	80	12	0	4	6	2	6	0	0	0	0		

Technical Fouls: NONE

Illinois • 79

Record: 10-5 (1-3)

Minors - 79		Record: 10-5-13											
No.	Name	Min	FG	3P	FT	Rebounds	Fouls	TS	AP	ST	Blocks	+/-	
			%	%	%	PR	PF						
24	Mattew Mayer	F 29:52	2-5	2-6	2-6	3	5	10	3	0	2	8	
34	Coleman Hawkins	F 32:34	7-11	6-9	0	5	5	20	1	2	0	7	
42	Dain Dainji	F 24:11	2-6	0-0	0	2	4	6	2	5	4	1	
0	Terrence Shannon Jr.	G 31:19	7-11	1-2	9-12	0	8	8	4	7	24	3	
1	Sencire Harris	G 15:16	0-2	0-0	0-0	0	0	1	1	0	2	3	
3	Jayden Epps	P 29:22	5-8	2-3	3-4	1	2	3	1	2	1	0	
15	R.J Melendez	T 24:31	1-6	0-3	2-2	1	5	1	4	2	0	1	
20	Ty Rodgers	T 22:55	1-4	0-0	2-2	2	3	0	0	0	0	5	
	Team								0	0			
Totals		25:53	10-19	19-26	7-30	37	14	21	79	14	5	6	2
Technical Fouls: NONE													

Shooting By Period

1st FG%	13-31	41.9%
3PT%	4-9	44.4%
FT%	0-2	0%
2nd FG%	12-22	54.5%
3PT%	6-10	60.0%
FT%	19-24	79.2%
GM FG%	25-53	47.2%
3PT%	10-19	52.6%
FT%	19-25	75.1%

Dead Ball Rebounds: 4, 1

Technical Tools: NONE

	WIS	ILL	Points from Turnovers	WIS	ILL	Period by Period Scoring			
Biggest lead	5 (1 <sup>st</sup> 14:11)	15 (2 <sup>nd</sup> 5:34)	Turnovers	15	9		1st	2nd	TOT
Best Scoring Run	6 (2 <sup>nd</sup> 13:26)	11 (1 <sup>st</sup> 11:12)	Paint	38	26	WIS	27	42	69
Lead Changes	3	4	Second Chance	10	4	ILL	30	49	79
Times Tied	2		Fast Breaks	5	7				
Time with Lead	14:12	23:15	Bench	7	21				



# SPECIAL STATISTICS

Game	Pts off T/O (Wis / Opp)	Pts in Paint (Wis / Opp)	2nd Chance Pts (Wis / Opp)	Fast Break Pts (Wis / Opp)	Bench Pts (Wis / Opp)
11/07/22   SOUTH DAKOTA	8 / 12	26 / 24	8 / 8	13 / 5	23 / 18
11/11/22   vs. Stanford	18 / 10	26 / 30	8 / 10	6 / 2	10 / 16
11/15/22   GREEN BAY	10 / 8	16 / 22	17 / 2	5 / 0	11 / 22
11/23/22   vs. Dayton	8 / 7	16 / 20	13 / 4	0 / 4	24 / 9
11/24/22   vs. Kansas	13 / 4	34 / 26	10 / 11	5 / 7	22 / 2
11/25/22   vs. USC	15 / 18	26 / 12	5 / 10	11 / 10	17 / 11
11/29/22   WAKE FOREST	17 / 10	22 / 36	11 / 8	6 / 5	15 / 13
12/03/22   at Marquette	10 / 18	28 / 34	8 / 6	8 / 12	17 / 18
12/06/22   Maryland	7 / 5	18 / 24	4 / 7	9 / 10	10 / 15
12/11/22   Iowa	13 / 8	52 / 36	4 / 12	2 / 10	22 / 5
12/15/22   Lehigh	20 / 15	38 / 28	10 / 2	0 / 10	20 / 5
12/30/22   Western Michigan	9 / 3	32 / 22	11 / 8	4 / 6	14 / 18
1/3/23   vs. Minnestoa	21 / 5	32 / 28	0 / 12	5 / 2	16 / 11
1/7/23   at Illinois	15 / 9	38 / 26	10 / 4	5 / 7	7 / 21
<b>RUNNING TOTAL</b>	<b>175 / 132</b>	<b>372 / 340</b>	<b>119 / 105</b>	<b>79 / 90</b>	<b>228 / 185</b>
<b>PER GAME AVERAGE</b>	<b>12.5 / 9.4</b>	<b>26.6 / 24.3</b>	<b>8.5 / 7.5</b>	<b>5.6 / 6.4</b>	<b>16.3 / 13.2</b>

# TEAM SUPERLATIVES

## WISCONSIN

### HIGH

### LOW

• Points	85	SOUTH DAKOTA (11/7/22)	43	vs. Dayton (11/23/22)
• First-Half Points	41	vs. Marquette (12/3/22)	27	2x; MR at Illinois (1/7/23)
• Second-Half Points	47	2x; MR vs Western Michigan (12/30/22)	20	vs. Dayton (11/23/22)
• Field Goals Made	33	at Iowa (12/11/22)	14	vs. Dayton (11/23/22)
• Field Goal Attempts	65	at Iowa (12/11/22)	47	Maryland (12/6/22)
• Field Goal Percentage	.519 (28-54)	vs. Western Michigan (12/30/22)	.237 (14-59)	vs. Dayton (11/23/22)
• 3-Point Field Goals Made	12	4x; MR Western Michigan (12/30/22)	5	vs. Stanford (11/11/22)
• 3-Point Field Goal Attempts	29	at Illinois (1/7/23)	19	2x; MR vs. Kansas (11/24/22)
• 3-Point Field Goal Pct. (min. 10 att.)	.524 (11-21)	Lehigh (12/15/22)	.222 (6-27)	vs. Dayton (11/23/22)
• Free Throws Made	17	2x; MR MARYLAND (12/6/22)	4	vs. USC (11/25/22)
• Free Throw Attempts	27	vs. Maryland (12/6/22)	8	vs. USC (11/25/22)
• Free Throw Pct. (min. 15 att.)	.842 (16-19)	vs. GREEN BAY (11/15/22)	.611 (11-18)	vs. Stanford (11/11/22)
• Offensive Rebounds	15	vs. GREEN BAY (11/15/22)	2	vs. Minnesota (1/3/23)
• Defensive Rebounds	30	2x; MR GREEN BAY (11/15/22)	17	vs. WAKE FOREST (11/29/22)
• Total Rebounds	45	GREEN BAY (11/15/22)	23	vs. WAKE FOREST (11/29/22)
• Fouls	21	at Illinois (1/7/23)	6	vs. Lehigh (12/15/22)
• Assists	21	vs. Marquette (12/3/22)	7	vs. Dayton (11/23/22)
• Turnovers	15	vs. Marquette (12/3/22)	4	vs. Western Michigan (12/30/22)
• Steals	13	vs. Minnesota (1/3/23)	2	vs. Western Michigan (12/30/22)
• Blocked Shots	4	2x; MR vs. Stanford (11/11/22)	1	6x; MR Lehigh (12/15/22)

## OPPONENT

### HIGH

### LOW

• Points	79	at Illinois (1/7/23)	42	vs. Dayton (11/23/22)
• First-Half Points	37	WAKE FOREST (11/29/22)	14	vs. Dayton (11/23/22)
• Second-Half Points	49	at Illinois (1/7/23)	24	vs. Lehigh (12/15/22)
• Field Goals Made	29	WAKE FOREST (11/29/22)	15	GREEN BAY (11/15/22)
• Field Goal Attempts	64	at Iowa (12/11/22)	44	GREEN BAY (11/15/22)
• Field Goal Percentage	.537 (29-54)	WAKE FOREST (11/29/22)	.302 (16-53)	vs. Dayton (11/23/22)
• 3-Point Field Goals Made	12	vs. Western Michigan (12/30/22)	1	vs. Stanford (11/11/22)
• 3-Point Field Goal Attempts	29	2x; MR vs. Western Michigan (12/30/22)	14	3x; MR Minnesota (1/3/23)
• 3-Point Field Goal Pct. (min. 10 att.)	.526 (10-19)	at Illinois (1/7/23)	.063 (1-16)	vs. Stanford (11/11/22)
• Free Throws Made	19	at Illinois (1/7/23)	2	3x; MR vs. Western Michigan (12/30/22)
• Free Throw Attempts	26	at Illinois (1/7/23)	2	vs. Lehigh (12/15/22)
• Free Throw Pct. (min. 10 att.)	.824 (14-17)	vs. Iowa (12/11/22)	.565 (13-23)	GREEN BAY (11/15/22)
• Offensive Rebounds	14	vs. Kansas (11/24/22)	3	2x; Lehigh (12/15/22)
• Defensive Rebounds	36	vs. Kansas (11/24/22)	17	vs. Lehigh (12/15/22)
• Total Rebounds	50	vs. Kansas (11/24/22)	20	vs. Lehigh (12/15/22)
• Fouls	20	4x; Maryland (12/6/22)	11	vs. Lehigh (12/15/22)
• Assists	18	vs. Iowa (12/11/22)	6	3x; MR vs. Dayton (11/23/22)
• Turnovers	20	vs. Minnesota (1/3/23)	7	vs. Western Michigan (12/30/22)
• Steals	10	vs. Marquette (12/3/22)	2	2x; MR vs. Western Michigan (12/30/22)
• Blocked Shots	9	vs. Stanford (11/11/22)	1	vs. Western Michigan (12/30/22)

## MISCELLANEOUS

### HIGH

### SECOND-HIGHEST

• UW's Largest Deficit Overcome in Win	7 (6:59 1H) vs. USC (11/25/22)	6 (16:38 2H) at Iowa (12/11/22)
• UW's Largest Deficit Overcome in Win (2nd Half/OT)	6 (16:38 2H) at Iowa (12/11/22)	--
• UW's Largest Lead Surrendered in Loss	6 (00:05 1H) WAKE FOREST (11/29/22)	5 (14:11 1H) at Illinois (1/7/23)
• UW's Largest Lead Surrendered in Loss (2nd Half/OT)	7 (19:15 2H) WAKE FOREST (11/29/22)	--
• UW's Largest Halftime Lead	17 GREEN BAY (11/15/22)	12 vs. Stanford (11/11/22)
• UW's Largest Halftime Deficit	13 vs. Kansas (11/24/22)	3 (2x) MR at Illinois (1/7/23)
• UW's Largest Lead	28 (83-55, 0:46) SOUTH DAKOTA (11/7/22)	25 (78-53, 1:02 2H) Lehigh (12/15/22)
• UW's Largest Deficit	15 (2x) MR (5:34 2H) at Illinois (1/7/23)	13 (00:47 2H) at Illinois (1/7/23)

# INDIVIDUAL SUPERLATIVES

## WISCONSIN

### HIGH

### SECOND-HIGHEST

• Points	25	Steven Crowl (vs. Western Michigan - 12/30/22)	23	Tyler Wahl (vs. Kansas - 11/24/22)
• First-Half Points	16	Hepburn (Marquette - 11/29/22)	12	Hepburn (Wake Forest - 11/29/22)
• Second-Half Points	20	Steven Crowl (vs. Western Michigan - 12/30/22)	18	Crowl & Hepburn (at Illinois - 1/7/23)
• Field Goals Made	9	2x; MR Steven Crowl (at Illinois - 1/7/23)	9	Tyler Wahl (at Iowa - 12/11/22)
• Field Goal Attempts	19	Tyler Wahl (vs. Kansas - 11/24/22)	18	2x; MR Crowl & Hepburn (at Illinois 1/7/23)
• Field Goal Percentage (min. 6 made)	.700 (7-10)	Chucky Hepburn (at Marquette - 12/3/22)	.692 (9-13)	Crowl (vs. Western Michigan - 12/30/22)
• 3-Point Field Goals Made	6	Chucky Hepburn (vs. Wake Forest - 11/29/22)	5	Chucky Hepburn (at Marquette - 12/3/22)
• 3-Point Field Goal Attempts	12	Chucky Hepburn (vs. Wake Forest - 11/29/22)	7	2x; MR Crowl & Hepburn (at Illinois 1/7/23)
• 3-Point Field Goal Pct. (min. 3 made)	.833 (5-6)	Chucky Hepburn (at Marquette - 12/3/22)	.750 (3-4)	2x; MR Hepburn (vs. Minnesota - 1/3/23)
• Free Throws Made	9	Tyler Wahl (SOUTH DAKOTA - 11/7/22)	7	Tyler Wahl (vs. Kansas - 11/24/22)
• Free Throw Attempts	10	Tyler Wahl (SOUTH DAKOTA - 11/7/22)	8	2x; MR Wahl (vs. Kansas - 11/24/22)
• Free Throw Pct. (min. 7 made)	.900 (9-10)	Tyler Wahl (SOUTH DAKOTA - 11/7/22)	.875 (7-8)	Tyler Wahl (vs. Kansas - 11/24/22)
• Offensive Rebounds	4	3x; MR Steven Crowl (at Illinois 1/7/23)	3	4x; MR Gilmore (at Illinois 1/7/23)
• Defensive Rebounds	9	Steven Crowl (vs. Stanford - 11/11/22)	8	2x; MR Steven Crowl (at Illinois 1/7/23)
• Total Rebounds	12	Steven Crowl (at Illinois - 1/7/23)	11	Steven Crowl (vs. Stanford - 11/11/22)
• Fouls	5	Jordan Davis (vs. Wake Forest - 11/29/22)	5	Tyler Wahl (MARYLAND - 12/6/22)
• Assists	7	2x; MR Chucky Hepburn (at Illinois - 1/7/23)	5	Chucky Hepburn (vs. Stanford - 11/11/22)
• Turnovers	5	Tyler Wahl (Marquette - 12/3/22)	4	2x; MR Wahl (Iowa - 12/11/22)
• Steals	5	Chucky Hepburn (vs. Minnesota - 1/3/23)	4	2x; MR Hepburn (at Illinois - 1/7/23)
• Blocked Shots	3	Steven Crowl (vs. Stanford - 11/11/22)	2	2x; MR Wahl (Western Michigan - 12/30/22)

## OPPONENT

### HIGH

### SECOND-HIGHEST

• Points	32	Tyree Appleby (vs. Wake Forest - 11/29/22)	29	Jalen Wilson (vs. Kansas - 11/24/22)
• First-Half Points	17	Perrott-Hunt (SOUTH DAKOTA - 11/7/22)	13	Boogie Ellis (vs. USC - 11/25/22)
• Second-Half Points	20	Tyree Appleby (vs. Wake Forest - 11/29/22)	17	Jalen Wilson (vs. Kansas - 11/24/22)
• Field Goals Made	11	Tyree Appleby (vs. Wake Forest - 11/29/22)	10	Perrott-Hunt (SOUTH DAKOTA - 11/7/22)
• Field Goal Attempts	20	2x; MR Wilson (vs. Kansas - 11/24/22)	17	Kobe Elvis (vs. Dayton - 11/23/22)
• Field Goal Percentage (min. 7 made)	.700 (7-10)	Evan Taylor (vs. Lehigh - 11/15/22)	.687 (11-16)	Tyree Appleby (vs. Wake Forest - 11/29/22)
• 3-Point Field Goals Made	6	Coleman Hawkins (at Illinois - 1/7/23)	5	Drew Peterson (vs. USC - 11/25/22)
• 3-Point Field Goal Attempts	9	2x; MR Coleman Hawkins (at Illinois - 1/7/23)	8	2x; MR Norman (vs. Western Michigan - 12/30/22)
• 3-Point Field Goal Pct. (min. 3 made)	.833 (5-6)	Drew Peterson (vs. USC - 11/25/22)	.666 (6-9)	Coleman Hawkins (at Illinois - 1/7/23)
• Free Throws Made	9	2x; MR Shannon Jr. (at Illinois - 1/7/23)	7	Oliver Prosper (at Marquette - 12/3/22)
• Free Throw Attempts	14	Jalen Wilson (vs. Kansas - 11/24/22)	12	Terrence Shannon Jr. (at Illinois - 1/7/23)
• Free Throw Pct. (min. 5 made)	1.000 (6-6)	2x; MR Appleby (vs. Wake Forest - 11/29/22)	.875 (7-8)	Oliver Prosper (at Marquette - 12/3/22)
• Offensive Rebounds	4	Kevin McCullar (vs. Kansas - 11/24/22)	3	5x; MR Garcia (vs. Minnesota - 1/3/23)
• Defensive Rebounds	14	Jalen Wilson (vs. Kansas - 11/24/22)	9	Toumani Camara (vs. Dayton - 11/23/22)
• Total Rebounds	14	Jalen Wilson (vs. Kansas - 11/24/22)	11	Toumani Camara (vs. Dayton - 11/23/22)
• Fouls	5	2x; Donald Carey (MARYLAND - 12/6/22)	4	12x; MR Shannon Jr. (at Illinois - 1/7/23)
• Assists	8	Tyler Kolek (at Marquette - 12/3/22)	7	Dajuan Harris (vs. Kansas - 11/24/22)
• Turnovers	6	Jamison Battle (vs. Minnesota - 1/3/23)	5	2x; MR Hildreth (vs. Wake Forest - 11/29/22)
• Steals	4	Zae Blake (GREEN BAY - 11/15/22)	3	4x; MR Jayden Epps (at Illinois - 1/7/23)
• Blocked Shots	4	Jones (vs. Stanford - 11/11/22)	3	2x; MR Reese (MARYLAND - 12/6/22)

# THE LAST TIME WISCONSIN...

## Wisconsin Team

**UW ranked No. 1 in AP Top 25:** Feb. 21, 2007  
**UW ranked in AP Top 25:** No. 14 (1/2/23)  
**UW ranked in USA Today Coaches Poll:** No. 15 (1/2/23)  
**Played AP No. 1-ranked opponent:** Win vs. Villanova, 65-62 (3/18/17)  
**Defeated AP No. 1-ranked opponent:** Villanova, 65-62 (3/18/17)  
**Played AP No. 2-ranked opponent:** Win vs. Michigan, 64-54 (1/19/19)  
**Defeated opponent ranked 3-10 by AP:** Win vs. No. 8 Purdue, 70-67 (3/1/22)  
**Defeated opponent ranked 11-25 by AP:** Win vs. No. 13 Maryland, 64-59 (12/6/22)  
**Defeated AP Top 25 opponent on the road:** Win at No. 17 Michigan State, 70-62 (2/8/22)

## Scoring

**Scored 20 or more points:** 22, Chucky Hepburn; 20, Steven Crowl at Illinois (1/7/23)  
**Scored 30 or more points:** 30, Johnny Davis at Indiana (2/15/22)  
**Scored 40 or more points:** 43, Frank Kaminsky vs. North Dakota (11/19/13)  
**Two or more Badgers scored 30 points, same game:** Joe Franklin (31) and Chuck Nagle (30) vs. Purdue (3/2/68) — only other time this happened in school history was Jack Brens (31) and Ken Siebel (31) vs. Utah (12/28/62)  
**Two or more Badgers scored 20 points, same game:** Chucky Hepburn (22) and Steven Crowl (20) at Illinois (1/7/23)  
**Three or more Badgers scored 20 points, same game:** Jon Leuer (24), Josh Gasser (21), Jordan Taylor (20), vs. PVAMU (11/14/10)  
**Scored 20 points in one half:** Steven Crowl (20 in 2nd Half) vs. Western Michigan (12/30/22)  
**Scored 20 points/two straight games:** Johnny Davis (30 at Indiana, 2/15/22; 25 vs. Michigan, 2/20/22)  
**Scored 20 points/three straight games:** Johnny Davis (26 vs. Iowa, 1/6/22; 37 at #3 Purdue, 1/3/22; 20 vs. Illinois State, 12/29/21)  
**Scored 20 points/four straight games:** Johnny Davis (26 vs. Iowa, 1/6/22; 37 at #3 Purdue, 1/3/22; 20 vs. Illinois State, 12/29/21; 24 at #21 Ohio State, 12/11/21)  
**Scored 20 points/five straight games:** Johnny Davis (26 vs. Iowa, 1/6/22; 37 at #3 Purdue, 1/3/22; 20 vs. Illinois State, 12/29/21; 24 at #21 Ohio State, 12/11/21; 23 vs. Indiana, 12/8/21)  
**Scored 30 points/two straight games:** Michael Finley (30 at Michigan, 1/29/94; 32 vs. Michigan State, 2/2/94)  
**No Badger scored in double figures:** vs. Marquette (12/8/12)  
**One Badger scored in double figures:** 13, Connor Essegian vs. Dayton (11/23/22)  
**Four players scored in double figures:** Steven Crowl (15), Jordan Davis (14), Tyler Wahl (13), Connor Essegian (13) vs. Lehigh (12/15/22)  
**Five players scored in double figures:** Johnny Davis (25), Steven Crowl (11), Brad Davison (10), Chucky Hepburn (10), and Tyler Wahl (10) vs. Michigan (2/20/22)  
**Six players scored in double figures:** Reuvers (19), Davison (15), Ford (12), King (12), Trice (11) and Pritzl (10) vs. Green Bay (11/21/19)  
**UW Scored 70 or more points:** 76, vs. Western Michigan (12/30/22)  
**UW Scored 80 or more points:** 80, Marquette (12/3/22)  
**UW Scored 90 or more points:** 92, vs. Arkansas-Pine Bluff (11/27/20)  
**UW Scored 100 or more points:** 101, vs. Savannah State (12/13/18)

## Field Goal Shooting

**Shot 90 percent or better (min. 10 att.):** .900 (9-10), Carlton McGee vs. Michigan (2/26/92)  
**UW shot 50 percent or better:** .519, vs. Western Michigan (12/30/22)  
**UW shot 60 percent or better:** .603, vs. Houston Baptist (11/17/18)  
**UW shot 70 percent or better:** .744, vs. Army (12/30/79)  
**UW made 30 or more field goals:** 31, vs. Lehigh (12/15/22)  
**UW made 40 or more field goals:** 42, vs. Iowa (3/9/94)  
**UW made 50 or more field goals:** Has not happened  
**UW attempted 60 or more field goals:** 64, at Illinois (1/7/23)  
**UW attempted 70 or more field goals:** 70, vs. Iowa (2/18/21)  
**UW attempted 80 or more field goals:** 83, vs. Northwestern (1/28/95)  
**UW attempted 100 or more field goals:** 102, vs. South Dakota (12/9/72)

## 3-Point Field Goal Shooting

**Made 5 or more 3-point field goals:** Chucky Hepburn (5-6 3FG) vs. Marquette (12/3/22)  
**UW shot 40 percent or better (min. 8 att.):** .400 (8-20) vs. Minnesota (1/3/23)  
**UW shot 50 percent or better (min. 8 att.):** .524 (11-21) vs. Lehigh (12/15/22)  
**UW shot 60 percent or better (min. 8 att.):** .640 (16-25), vs. Louisville (12/19/20)  
**UW shot 70 percent or better (min. 8 att.):** .727, at Indiana (2/25/10)  
**UW shot 80 percent or better (min. 8 att.):** .889, vs. North Dakota St. (12/10/86)  
**UW shot 90 percent or better (min. 8 att.):** .900, at Illinois (1/25/97)  
**UW made 10 or more 3-point field goals:** 12, vs. Western Michigan (12/30/22)  
**UW made 15 or more 3-point field goals:** 16, vs. Louisville (12/19/20)  
**UW attempted 30 or more 3-point field goals:** 31, vs. Illinois (2/27/21)  
**UW attempted 40 or more 3-point field goals:** 40, vs. Temple (12/3/01)

## Double-Double / Triple-Double

**Had a triple-double:** Ethan Happ (13 pts, 12 reb, 11 ast) vs. Northwestern (1/26/19)  
**Had a double-double (Pts/Reb):** Steven Crowl (20 pts, 12 reb) at Illinois (1/7/23)  
**Had a double-double (Pts/Ast):** Ethan Happ (10 p, 11 r, 12a) vs. Coppin St. (11/6/18)  
**Had a double-double (Ast/Reb):** Ethan Happ (10p, 11r, 12a) vs. Coppin St. (11/6/18)  
**Had a double-double in consecutive games:** Johnny Davis (1/30/21 and 2/2/22)  
**Two with double-double:** Potter (24 p, 13 r) & Davison (11 p, 13 r) at Penn State (1/11/20)

## Free Throw Shooting

**Perfect at the FT line (min. 10 att.):** 10-10, Brad Davison at Indiana (2/15/22)  
**UW shot 80 percent or better (min. 12 att.):** .842 (16-19) vs. Green Bay (11/15/22)  
**UW shot 90 percent or better (min. 12 att.):** .900 (19-21), vs. Green Bay (11/12/21)  
**UW shot 100 percent (min. 12 att.):** 15-15, vs. Nebraska (12/22/20)  
**UW made 20 or more free throws:** 20, vs. Nebraska (3/6/22)  
**UW made 30 or more free throws:** 30, vs. Minnesota (2/13/14)  
**UW made 40 or more free throws:** 40, vs. Minnesota (1/12/53)  
**UW attempted 30 or more free throws:** 32, vs. Illinois State (12/29/21)  
**UW attempted 40 or more free throws:** 42, at Illinois (2/3/13)  
**UW attempted 50 or more free throws:** 50, at Indiana (2/12/62)  
**UW attempted 60 or more free throws:** 61, at Michigan (2/21/53)

## Rebounds

**Had 10+ rebounds:** 12, Steven Crowl at Illinois (1/7/23)  
**Had 15+ rebounds:** 15, Johnny Davis vs. Minnesota (1/30/22)  
**Had 20+ rebounds:** 25, Joe Chrnlich vs. St. Mary's (12/2/76)  
**Had 30+ rebounds:** 30, Paul Morrow vs. Purdue (1/3/53)  
**Had 10+ reb. in consecutive games:** Johnny Davis, Two Straight (1/30/21, 2/2/22)  
**UW had 40+ rebounds:** 45, vs. Green Bay (11/15/22)  
**UW had 50+ rebounds:** 50, vs. Green Bay (11/12/21)

## Assists

**Had 10 or more assists:** 11, Ethan Happ vs. Northwestern (1/26/19)  
**Had 15 or more assists:** Has not happened  
**UW had 20 or more assists:** 22, vs. Louisville (12/19/20)  
**UW had 30 or more assists:** 30, vs. Iowa (3/9/94)

## Blocked Shots

**Had 5 or more blocked shots:** 9 Nate Reuvers vs. Eastern Illinois (11/8/19)  
**Had 10 or more blocked shots:** Has not happened  
**UW had 10 or more blocked shots:** 10 vs. Eastern Illinois (11/25/20)  
**UW had 15 or more blocked shots:** Has not happened

## Steals

**Had 5 or more steals:** 5, (2x) Chucky Hepburn vs. Minnesota (1/3/23)  
**Had 10 or more steals:** 10, Mike Kelley vs. Texas (12/7/99)  
**UW had 10 or more steals:** 13, vs. Minnesota (1/3/23)  
**UW had 15 or more steals:** 16, (2x) MR vs. California (12/2/12)

## Turnovers

**UW had 1 or fewer turnovers:** 1, vs. Iowa (1/20/15)  
**UW had 5 or fewer turnovers:** 4, vs. Western Michigan (12/30/22)  
**UW had 0 turnovers in a half:** 0 in 2H, vs. Western Michigan (12/30/22)  
**Opponent committed 15 or more turnovers:** 15, at Iowa (12/11/22)  
**Opponent committed 20 or more turnovers:** 20, vs. Illinois (2/27/21)

## Overtime

**Won a game in overtime:** OT at Iowa (78-75), 12/11/22  
**Lost a game in overtime:** vs. Kansas (69-68), 11/24/22  
**Played a 2-overtime game:** win vs. Indiana (80-73), 1/7/21  
**Played a 3-overtime game:** loss vs. Indiana (85-86), 2/16/87  
**Played in consecutive OT games:** (3) vs. Iowa (2/6/13), vs. Mich. (2/9/13), at Minn. (2/14/13)

## Miscellaneous

**Hit a buzzer beater:** vs. Xavier, 3/20/16 (Bronson Koenig hits 3PT in corner, UW 66-63)  
**Won after trailing by at least 10 pts in second half:** 17 vs. Indiana, 12/8/21 (down 42-25, 19:43 remaining - won 64-59)  
**Won after trailing by at least 15 pts in second half:** 17 vs. Indiana, 12/8/21 (down 42-25, 19:43 remaining - won 64-59)  
**UW scored 10 straight points or more:** 12-0 (4:57 2H) vs. Lehigh (12/15/22)  
**UW scored 15 straight points or more:** 16-0 (16:14 - 10:57 2H) vs. Nicholls (12/15/21)  
**UW held opp. scoreless 5:00 or longer:** 10:24 (17:26 - 7:02 1H) vs. Penn State (2/5/22)  
**UW held opp. scoreless for 8:00 or longer:** 10:24 (17:26 - 7:02 1H) vs. Penn State (2/5/22)