

# FIGHTING ILLINI®

## 2022-23 UNIVERSITY OF ILLINOIS FIGHTING ILLINI BASKETBALL



Game 15 // RV<sub>AP</sub>/#24 Illinois (9-5, 0-3) vs. #14/15 Wisconsin (11-2, 3-0)

Jan. 7, 2023 // 12:30 p.m. CT // Champaign, Ill. // State Farm Center

TV: ESPN2 – Kevin Brown (Play-by-Play), Robbie Hummel (Analyst)

Radio: Busey Bank Illini Sports Network – Brian Barnhart (Play-By-Play), Deon Thomas (Analyst) // SiriusXM 109/196, SXM App 958

### ILLINOIS 2022-23 SCHEDULE & RESULTS

DATE	OPPONENT	TIME/RESULT	TV
NOVEMBER (6-1)			
7	<b>EASTERN ILLINOIS</b>	<b>W, 87-57</b>	<b>ESPNU</b>
11	<b>KANSAS CITY</b>	<b>W, 86-48</b>	<b>BTN</b>
14	<b>MONMOUTH</b>	<b>W, 103-65</b>	<b>BTN</b>
18	vs. #8 UCLA [1]	W, 79-70	ESPNU
20	vs. #16 Virginia [1]	L, 61-70	ESPN
25	<b>LINDENWOOD</b>	<b>W, 92-59</b>	<b>B1G+</b>
29	<b>SYRACUSE [2]</b>	<b>W, 73-44</b>	<b>ESPN</b>
DECEMBER (3-3)			
2	at #22 Maryland	L, 66-71	BTN
6	vs. #2 Texas [3]	W, 85-78 (OT)	ESPN
10	<b>PENN STATE</b>	<b>L, 59-74</b>	<b>BTN</b>
17	<b>ALABAMA A&amp;M</b>	<b>W, 68-47</b>	<b>BTN</b>
22	vs. Missouri [4]	L, 71-93	SECN
29	<b>BETHUNE-COOKMAN</b>	<b>W, 85-52</b>	<b>FS1</b>
JANUARY (0-1)			
4	at Northwestern	L, 60-73	BTN
7	<b>#14 WISCONSIN</b>	<b>12:30 p.m.</b>	<b>ESPN2</b>
10	at Nebraska	8 p.m.	BTN
13	<b>MICHIGAN STATE</b>	<b>8 p.m.</b>	<b>FS1</b>
16	at Minnesota	5 p.m.	BTN
19	<b>#15 INDIANA</b>	<b>7:30 p.m.</b>	<b>FS1</b>
24	<b>#24 OHIO STATE</b>	<b>6 p.m.</b>	<b>ESPN/2</b>
28	at #14 Wisconsin	2 p.m.	FOX
31	<b>NEBRASKA</b>	<b>6:30 p.m.</b>	<b>BTN</b>
FEBRUARY			
4	at Iowa	1:30 p.m.	FOX
7	<b>MINNESOTA</b>	<b>7:30 p.m.</b>	<b>BTN</b>
11	<b>RUTGERS</b>	<b>1 p.m.</b>	<b>FS1</b>
14	at Penn State	6 p.m.	ESPN/2/U
18	at #15 Indiana	11 a.m.	ESPN/2
23	<b>NORTHWESTERN</b>	<b>8 p.m.</b>	<b>BTN</b>
26	at #24 Ohio State	11 a.m.	CBS
MARCH			
2	<b>MICHIGAN</b>	<b>6 p.m.</b>	<b>ESPN</b>
5	at #1 Purdue	11:30 a.m.	FOX
8-12	at Big Ten Tournament [5]		

All Times Listed are Central

**BOLD** – State Farm Center, Champaign, Ill.

[1] – Continental Tire Main Event, Las Vegas

[2] – ACC/Big Ten Challenge

[3] – Jimmy V Classic, New York City

[4] – McBride Homes Braggin' Rights, St. Louis

[5] – Chicago

### ILLINOIS ATHLETICS COMMUNICATION

Address: 1700 S. Fourth St., Champaign, IL 61820

Office: 217-333-1391

Basketball SID: Derrick Burson

Email: burson@illinois.edu

Cell: 217-766-7315

Website: FightingIllini.com

Twitter/Instagram: @IlliniMBB

### PROBABLE STARTERS

Pos. No.	Name	Ht.	Wt.	Yr.	PPG	RPG	APG	Note
G 1	Sencire Harris	6-4	160	Fr.	4.6	2.1	0.9	12 points in 1st start vs Bethune-Cookman
G 0	Terrence Shannon Jr.	6-6	225	Sr.	17.1	5.4	3.2	Career-high 7 assists at Northwestern
G/F 24	Matthew Mayer	6-9	225	Gr.	10.1	4.5	1.1	16.0 ppg over last 6 games (96)
F 33	Coleman Hawkins	6-10	225	Jr.	9.3	6.4	3.6	11 pts & 11 reb vs Bethune-Cookman
F 42	Dain Dainja	6-9	270	r-So.	10.6	5.7	0.4	74.1% FG (12th in NCAA in 2FG%)

### OFF THE BENCH

Pos. No.	Name	Ht.	Wt.	Yr.	PPG	RPG	APG	Note
G 3	Jayden Epps	6-2	190	Fr.	9.4	1.9	1.4	Double figures in 9 of last 13 games
G 15	RJ Melendez	6-7	205	So.	6.8	3.1	0.6	89.5% FT (17-19)
G/F 20	Ty Rodgers	6-6	200	Fr.	1.8	2.8	1.1	Career-high 6 points vs Penn State
C 12	Brandon Lieb	7-0	220	Jr.	1.1	1.5	0.1	Guarded Cockburn in practice last two years
F 25	Zacharie Perrin	6-10	220	Fr.	0.0	0.0	0.0	Began practicing with team on Dec. 21
G 22	Paxton Warden	6-4	180	Fr.	0.0	0.0	0.0	Walkon won state title at Glenbard West
G 5	AJ Redd	6-3	160	Fr.	0.0	0.0	0.0	Former student manager now on roster

### OUT

Pos. No.	Name	Ht.	Wt.	Yr.	PPG	RPG	APG	Note
G 55	Sky Clark	6-3	200	Fr.	7.0	3.7	2.1	Not participating currently
G 10	Luke Goode	6-7	200	So.	2.0	1.8	0.5	2021-22 stats; recovering from foot injury
F 2	Connor Serven	6-9	235	Jr.	0.2	0.8	0.0	Walkon in third season; foot injury

### HEAD COACH BRAD UNDERWOOD

Career Record: 212-98 (.684), 10th year

At Illinois: 103-71 (.592), 6th year

Big Ten: 55-46 (.545)

### SERIES NOTES VS. WISCONSIN

All-Time Record / Streak: Illinois leads 114-89 / Illinois W-4

Last Meeting: #18 Illinois 80, #11 Wisconsin 67 (2/2/2022 at Champaign)

Record at Champaign / Streak: Illinois leads 70-28 / Illinois W-2

Underwood vs. Wisconsin: 4-4

### Opening Tips

• Illinois returns home in search of its first conference win (0-3), facing Big Ten co-leader Wisconsin (3-0) Saturday afternoon at sold out State Farm Center (12:30 p.m. CT, ESPN2).

• Illinois and Wisconsin are the reigning Big Ten Champions, sharing last year's title (15-5). The Illini defeated the Badgers 80-67 in their lone meeting in 2022 to claim the top seed at the Big Ten Tournament.

• Illinois is 2-2 versus ranked opponents this season entering Saturday's contest against No. 14 Wisconsin. The Illini have won 13 of their last 21 games vs. Top 25 teams, which includes three wins over ranked Badger squads.

• Illinois has won four straight over Wisconsin, its longest streak against the Badgers since also winning four in a row from Jan. 25, 2005 through Jan. 31, 2006.

• Illinois is the only team in the country with two kenpom top-10 wins (No. 4 UCLA and No. 10 Texas).

• **Matthew Mayer** has been Illinois' leading scorer in four of the last six games. He is averaging 16.0 ppg over this stretch, shooting 52.3% from the field (34-65) and 45% from three (18-40).

• **Terrence Shannon Jr.** is one of only two power conference players averaging at least 17 points, five rebounds and three assists (Jalen Pickett-Penn State).

• **Shannon** ranks fifth in the Big Ten in scoring (17.1 ppg), and is second in free throws made (67) and attempted (87).

## 2022-23 ILLINOIS NUMERICAL ROSTER

No.	Name	Pos.	Ht.	Wt.	Yr.	Hometown	Notable
0	Terrence Shannon Jr.	G	6-6	225	Sr.	Chicago, Ill.	Naismith Trophy & West Award Watch Lists; Preseason All-Big Ten Team
1	Sencire Harris	G	6-4	160	Fr.	Canton, Ohio	Won consecutive Ohio state titles in 2021 and 2022 at St. Vincent-St. Mary
2	Connor Serven	F	6-9	235	Jr.	Prairie City, Ill.	Third year walkon; Academic All-Big Ten
3	Jayden Epps	G	6-2	190	Fr.	Norfolk, Va.	Made game winner to lead Combine Academy to 2022 Hoop State title
5	AJ Redd	G	6-3	160	Fr.	Chicago, Ill.	Former student manager added to roster Dec. 21
10	Luke Goode	G	6-7	200	So.	Fort Wayne, Ind.	Made at least one 3-pointer in 10 games as a freshman
12	Brandon Lieb	C	7-0	220	Hr.	Deerfield, Ill.	Academic All-Big Ten
15	RJ Melendez	G	6-7	205	So.	Arecibo, Puerto Rico	Shot 57% from the field and 60% from 3-point range as a freshman
20	Ty Rodgers	G/F	6-6	200	Fr.	Saginaw, Mich.	Won gold medal with USA at 2022 FIBA U18 Americas Championship
22	Paxton Warden	G	6-4	180	Fr.	Glen Ellyn, Ill.	Walkon won 2022 Illinois state title at Glenbard West
24	Matthew Mayer	G/F	6-9	225	Gr.	Austin, Texas	Super senior won 2021 NCAA title and two Big 12 titles at Baylor
25	Zacharie Perrin	F	6-10	220	Fr.	Grandfontaine, France	Joined Illini on Dec. 20 after spending fall at Sunrise Christian Academy
33	Coleman Hawkins	F	6-10	225	Jr.	Sacramento, Calif.	Illini's leading returning scorer (5.9 ppg) and rebounder (4.3)
42	Dain Dainja	F	6-9	270	r-So.	Brooklyn Park, Minn.	Baylor transfer practiced with Illini during 2022 spring semester
55	Sky Clark	G	6-3	200	Fr.	Los Angeles, Calif.	Top-40 recruit is UI's highest ranked point guard since Ayo Dosunmu

**Richmond Family Endowed Men's Head Basketball Coach:** Brad Underwood (6th year at Illinois, 10th year overall)

**Assistant Coaches:** Geoff Alexander (6th year), Tim Anderson (2nd year), Chester Frazier (2nd year)

**Assistant to the Head Coach:** Zach Hamer (4th year)

**Strength & Conditioning Coach:** Adam Fletcher (8th year)

**Assistant Athletic Director:** Joey Biggs (6th year)

**Director of Recruiting and Scouting:** Tyler Underwood (2nd year)

**Video Coordinator:** Patrick Bittle (2nd year)

**Athletic Trainer:** Paul Schmidt (11th year)

**Director of Branding and Creative Media:** Courtney Bay (2nd year)

**Graduate Managers:** Bobby Gikas (2nd year) & Marcus Anderson (2nd year)

### Pronunciation

DAIN DAINJA

DAYN DAYN-juh

### Pronunciation

Matthew MAYER

MY-er

Luke GOODE

GOOD-ee

Zacharie PERRIN

PEAR-in

SENCIRE Harris

sin-SEER

Zach HAMER

HAY-mer

Brandon LIEB

LEEB

## RETURNING FOR THE ILLINI IN 2022-23

Category	21-22	Returning	Lost	Return Pct.
Minutes	6,653	1,101	5,552	16.5%
Points	2,456	342	2,114	13.9%
Field Goals	863	119	744	13.8%
3-Pt. FGs	295	44	251	14.9%
Free Throws	435	60	375	13.8%
Rebounds	1,271	235	928	20.2%
Assists	501	81	420	16.2%
Blocks	99	25	74	25.3%
Steals	171	33	138	19.3%

## RETURNING ILLINI LEADERS

Category	Player	Stat	21-22 Rank
Minutes	Coleman Hawkins	628	6th
Min./Game	Coleman Hawkins	19.0	7th
Points	Coleman Hawkins	194	5th
Points/Game	Coleman Hawkins	5.9	6th
Field Goals	Coleman Hawkins	68	5th
FG Pct.	RJ Melendez	.569	3rd
3-Pt. FGs	Coleman Hawkins	19	5th
3-Pt. FG Pct.	RJ Melendez	.600	1st
Free Throws	Coleman Hawkins	39	4th
FT Pct.	RJ Melendez	.850	2nd
Off. Reb.	Coleman Hawkins	47	2nd
Def. Reb.	Coleman Hawkins	94	3rd
Tot. Reb.	Coleman Hawkins	141	3rd
Reb./Game	Coleman Hawkins	4.3	3rd
Assists	Coleman Hawkins	50	5th
Blocks	Coleman Hawkins	17	3rd
Steals	Coleman Hawkins	26	3rd

- After scoring a season-low four points vs. Penn State on Dec. 10, **Shannon** is averaging 15.5 points over the last four games (62).

- **Dain Dainja** is averaging 13.3 points (40) and 7.0 rebounds (21) over the last three games, led by a career-high 22 points vs. Bethune Cookman on Dec. 29..

- **Dainja** ranks 12th nationally in 2-point field goal percentage at 74.1% (63-85).

- **Dainja** has made at least 60% from the field in 12 of 14 games.

- **Coleman Hawkins** is one of three players nationally averaging at least nine points, six rebounds, three assists and one steal (Drew Timme-Gonzaga & Jalen Slawson-Furman).

- Freshman **Jayden Epps** has 33 points the last three games (11.0 ppg) after totaling 21 points the previous four games (5.3 ppg).

- Illinois is a balanced offensive team, with seven players averaging at least 6.8 points.

- Illinois has had five players record a 20-point game this season, and eight players reach double figures scoring.

- Five different players have been Illinois' leading scorer in a game, while seven different players have been the UI's top rebounder in a game.

- Illinois leads the Big Ten and ranks sixth in the country in blocked shots, averaging 5.9 bpg.

- The Illini tallied 12 rejections in the Dec. 6 win over No. 2 Texas (its most blocks in a game in 11 years), and recently had 10 blocks vs. Bethune-Cookman (Dec. 29).

- Illinois has outrebounded 12 of 14 opponents and is No. 27 in the NCAA with a 6.7 average rebound margin.

- Illinois reserves are combining to score 24.2 points per game, ranking second in the Big Ten. The Illini bench has outscored its opponent in 11 of 14 games, and by an average of 8.1 points.

- The Illini defense is forcing 15.9 turnovers per game, ranking second in the B1G. Illinois is scoring an average of 17.4 points off opponent turnovers.

- Illinois is making 9.0 three-pointers per game, ranking second in the Big Ten and 45th nationally. Last season the Illini set a school single-season record, averaging 8.9 made threes.

### Ticket Information

Illinois men's basketball tickets are available for remaining home games and can be purchased online at [fightingillini.com](http://fightingillini.com) or by phone at 1-866-ILLINI-1.

## ILLINI RECORD UNDER BRAD UNDERWOOD

	2022-23	Total			
Plays at home	7-1	67-21	Wears white uniforms	4-1	35-12
Plays on the road	0-2	24-34	Wears orange uniforms	3-1	27-16
Plays at neutral site	2-2	12-16	Wears blue uniforms	0-0	2-20
Plays at United Center	0-0	1-3	Wears white throwback uniforms	1-2	14-9
Big Ten record	0-3	55-46	Wears orange throwback uniforms	1-1	22-13
Big Ten at home	0-1	32-17	NCAA Tournament	0-0	2-2
Big Ten on the road	0-2	22-28	Big Ten Tournament	0-0	4-3
Big Ten at neutral site	0-0	1-1	In November	6-1	28-10
When ranked (AP)	8-4	53-25	In December	3-3	20-18
Plays a ranked (AP) opponent	2-2	19-28	In January	0-1	21-18
Plays a Top-10 (AP) opponent	2-0	12-10	In February	0-0	21-18
Wins the game before	4-5	63-39	In March	0-0	13-7
Loses the game before	4-0	35-31	Plays during the day	1-2	33-22
Leading at the half	8-1	80-23	Plays at night (5 pm or after start)	8-3	70-49
Tied at the half	0-0	4-1	Overtime	1-0	7-5
Trailing at the half	1-4	19-47	Margin is 5 points or less	0-1	28-18
Shoots 45% or better	7-0	69-16	Margin is 6-10 points	2-1	22-26
Shoots less than 45%	2-5	34-55	Margin is 11-20 points	0-2	22-21
Opp. shoots less than 45%	9-3	84-18	Margin is more than 20	7-1	31-6
Opp. shoots 45% or better	0-2	19-53	Scores 59 points or less	0-1	6-14
Shoots better/same than opp.	9-1	89-8	Scores 60-69 points	1-3	13-32
Shoots worse than opp.	0-4	14-63	Scores 70-79 points	2-1	39-15
Shoots more/same FT than opp.	8-2	77-22	Scores 80-89 points	4-0	21-8
Shoots fewer FT than opp.	1-3	26-49	Scores 90-99 points	1-0	18-2
Makes more/same FT than opp.	8-1	78-18	Scores 100+ points	1-0	6-0
Makes fewer FT than opp.	1-4	25-53	On CBS	0-0	3-2
Grabs more/same reb. than opp.	8-3	79-30	On FOX	0-0	2-3
Grabs fewer rebounds than opp.	1-2	24-41	On ESPN	2-1	10-6
Scores more/same bench pts than opp.	6-5	70-39	On ESPN2	0-0	7-6
Scores fewer bench pts than opp.	3-0	33-32	On BTN	3-3	45-27
Has fewer/equal turnovers than opp.	7-0	58-38	On FS1	1-0	12-18
Has more turnovers than opp.	2-5	45-33	On ESPN	2-0	6-4
Scores 70 or more points	8-1	84-25	On ESPNEWS	0-0	1-1
Has 15+ assists	7-0	60-23	On TBS	0-0	1-0
Has a 20+ point scorer	7-1	64-33	On TNT	0-0	1-0
			On B1G+	1-0	14-1

• Illinois has seven newcomers among its current 9-man playing rotation. The Illinois rotation features six underclassmen: four true freshmen and two sophomores.

• Illinois is a dramatically different team this season, welcoming three power-five transfers and five freshmen in a top-10 ranked recruiting class to account for eight scholarship newcomers.

• Illinois' revamped roster ranks No. 301 in experience and No. 346 in minutes continuity according to kenpom, ahead of only three power conference teams.

• Illinois is replacing all five regular starters, its top five leading scorers, and a total of 10 players from last year's Big Ten champions. The Illini lost 86% of its points, 80% of its rebounds, and 83% of its minutes played from a year ago.

• Illinois is the winningest team in the Big Ten over the last three-plus seasons, registering a 44-19 mark in league play. The Illini won the regular season championship in 2022, led the conference in wins while adding a B1G Tournament crown in 2021, and finished one game back of the title in 2020.

### 1,000-Point Club

Graduate student **Matthew Mayer** recorded his 1,000th career point on Wednesday night at Northwestern. He is the second Illini newcomer to reach the milestone, joining senior **Terrence Shannon Jr.**, who scored his 1,000th career point vs. UCLA on Nov. 18.

Terrence Shannon Jr.	1,155 career points	240 points at Illinois	915 points at Texas Tech
Matthew Mayer	1,006 career points	141 points at Illinois	865 points at Baylor

### Clark Steps Away

Illini freshman **Sky Clark** announced on Friday his decision to step away from basketball "for the time being to prioritize myself and my family's wellbeing."

Clark has played in 13 of 14 games to date, starting 12. He is averaging 7.0 points and 3.7 rebounds and ranks third on the team in assists (1.9 apg).

## TOP 25 NATIONAL RANKINGS

### ASSOCIATED PRESS POLL (JAN. 2)

Rk.	School	Record	Points	Previous
1.	Purdue (60)	13-0	1,524	1
2.	Houston	14-1	1,417	3
3.	Kansas	12-1	1,351	4
4.	Connecticut	14-1	1,342	2
5.	Arizona	13-1	1,334	5
6.	Texas	12-1	1,185	6
7.	Alabama	11-2	1,132	8
8.	Tennessee	11-2	1,114	7
9.	Gonzaga	12-3	1,003	10
10.	UCLA	13-2	993	11
11.	Virginia	10-2	926	13
12.	Miami	13-1	814	14
13.	Arkansas	11-2	717	9
14.	Wisconsin	10-2	639	15
15.	Indiana	10-3	558	16
16.	Duke	11-3	554	17
17.	TCU	12-1	545	18
18.	Xavier	12-3	531	22
19.	Baylor	10-3	520	12
20.	Missouri	12-1	329	-
21.	New Mexico	14-0	290	22
22.	Auburn	11-2	287	-
23.	Charleston	14-1	116	-
24.	Ohio State	10-3	114	-
25.	Iowa State	10-2	94	-

### COACHES POLL (JAN. 2)

Rk.	School	Record	Points	Previous
1.	Purdue (30)	13-0	798	1
2.	Houston (2)	14-1	740	3
3.	Kansas	12-1	720	4
4.	Arizona	13-1	693	5
5.	Connecticut	14-1	659	2
6.	Texas	12-1	652	6
7.	Alabama	11-2	560	9
8.	UCLA	13-2	559	8
9.	Tennessee	11-2	556	10
10.	Gonzaga	12-3	510	11
11.	Virginia	10-2	494	12
12.	Miami	13-1	380	16
13.	Arkansas	11-2	377	7
14.	Duke	11-3	370	14
15.	Wisconsin	10-2	326	15
16.	Baylor	10-3	290	13
17.	TCU	12-1	273	19
18.	Xavier	12-3	246	25
19.	Indiana	10-3	226	18
20.	Auburn	11-2	131	23
21.	Missouri	12-1	130	-
22.	New Mexico	14-0	118	-
23.	Ohio State	10-3	112	-
24.	ILLINOIS	9-4	65	22
25.	Kentucky	9-4	62	17
25.	Iowa State	10-2	62	-

### ILLINI WEEK-BY-WEEK RANKINGS

	AP	Coaches	AP	Coaches
Preseason	23	23	Jan. 16	
Nov. 14	19	20	Jan. 23	
Nov. 21	16	14	Jan. 30	
Nov. 28	16	17	Feb. 6	
Dec. 5	17	17	Feb. 13	
Dec. 12	18	19	Feb. 20	
Dec. 19	16	16	Feb. 27	
Dec. 26	RV	22	March 6	
Jan. 2	RV	24	March 13	
Jan. 9			Final	

NCAA

Official Basketball Box Score - Final

Wisconsin at Illinois

02/02/22 State Farm Center, Champaign, IL

2021-22 Men's Basketball

Game Time: 8:00 PM

Game Duration: 1:56

Attendance: 14,860

Officials: Kelly Pflefer, Bo Boroski, Courtney Green

Wisconsin - 67

Record: 17-4 (8-3)

NO.	Name	Min	FG	3P	FT	Rebounds	Fouls	TP	AS	TO	ST	Blocks	BA	+/-
			M-A	M-A	M-A	OR DR TOT	PF FD					BS BA		
5	Tyler Wahl	F 31:24	7-11	0-3	0-0	0 6 6	3 3	14	1	0	0	0	0	-12
22	Steven Crowl	F 26:57	3-8	0-4	0-0	0 0 0	4 1	6	1	1	1	0	0	-17
1	Johnny Davis	G 36:41	5-19	1-5	11-14	6 9 15	1 7	22	2	2	0	0	0	-13
23	Chucky Hepburn	G 27:38	3-9	1-4	0-0	1 1 2	2 0	7	2	3	1	0	0	-16
34	Brad Davison	G 36:19	3-12	0-6	1-1	0 6 6	3 2	7	0	0	0	0	0	-17
33	Chris Vogt	12:58	1-2	0-0	0-0	2 1 3	4 0	2	1	0	1	0	0	1
11	Lorne Bowman II	14:50	3-4	1-1	0-0	1 2 3	0 1	7	1	0	0	0	0	1
20	Ben Carlson	08:36	1-3	0-1	0-0	1 1 2	0 0	2	0	0	0	0	0	-1
0	Jahcobi Neath	03:19	0-0	0-0	0-0	1 0 1	0 0	0	0	0	0	0	0	0
2	Jordan Davis	01:13	0-0	0-0	0-0	0 0 0	2 0	0	0	0	0	0	0	3
14	Carter Gilmore	00:05	0-0	0-0	0-0	0 0 0	0 0	0	0	0	0	0	0	3
Team						0 0 0								
Totals			26-68	3-24	12-15	12 26 38	19 14	67	8	6	3	0	2	-13

Technical Fouls: NONE

Illinois - 80

Record: 16-5 (9-2)

NO.	Name	Min	FG	3P	FT	Rebounds	Fouls	TP	AS	TO	ST	Blocks	BA	+/-
			M-A	M-A	M-A	OR DR TOT	PF FD					BS BA		
3	Jacob Grandison	F 33:43	5-9	3-6	1-3	3 4 7	2 2	14	4	1	2	1	0	18
21	Kofi Cockburn	C 33:03	16-19	0-0	5-9	2 10 12	3 10	37	0	2	0	1	0	19
1	Trent Frazier	G 33:17	3-10	1-5	0-0	1 2 3	3 0	7	7	1	1	0	0	12
11	Alfonso Plummer	G 35:14	1-7	1-6	3-3	0 3 3	1 1	6	2	0	1	0	0	17
20	Da'Monte Williams	G 34:40	3-5	1-3	0-0	0 8 8	2 4	7	5	0	0	0	0	13
4	Omar Payne	06:57	1-3	0-0	0-0	0 0 0	1 0	2	0	0	0	0	0	-6
33	Coleman Hawkins	02:05	0-1	0-1	0-0	0 0 0	0 0	0	0	0	0	0	0	-3
5	Andre Curbelo	11:29	3-7	1-1	0-0	0 0 0	1 2	7	2	2	1	0	0	-3
10	Luke Goode	07:10	0-0	0-0	0-0	1 0 1	1 0	0	1	0	0	0	0	-5
15	RJ Melendez	02:22	0-1	0-0	0-0	0 1 1	0 0	0	0	0	0	0	0	3
Team						1 0 1			0 1					
Totals			32-62	7-22	9-18	8 28 36	14 19	80	21	7	5	2	0	13

Technical Fouls: NONE

Shooting By Period

1<sup>st</sup> FG% 15-36 41.7%

3PT% 0-9 0.0%

FT% 8-9 88.9%

2<sup>nd</sup> FG% 11-32 34.4%

3PT% 3-15 20.0%

FT% 4-6 66.7%

GM FG% 26-68 38.2%

3PT% 3-24 12.5%

FT% 12-15 80.0%

Dead Ball Rebounds: 2, 1

Shooting By Period

1<sup>st</sup> FG% 19-34 55.9%

3PT% 4-8 50.0%

FT% 0-1 0%

2<sup>nd</sup> FG% 13-28 46.4%

3PT% 3-14 21.4%

FT% 9-17 52.9%

GM FG% 32-62 51.6%

3PT% 7-22 31.8%

FT% 9-18 50.0%

Dead Ball Rebounds: 4, 3

Looking Back at Last Year's Illinois-Wisconsin Game:

● #18 Illini 80, #11 Wisconsin 67 // Feb. 2, 2022 at Champaign

The 6,579 Orange Krush students and fans who braved the snowstorm had State Farm Center rocking, and they were treated to a historic performance by Kofi Cockburn as the Illini took down 11th-ranked Wisconsin.

Both teams scored at will early, with the Illini going to the paint on feeds to Cockburn and the Badgers attacking the offensive glass for second-chance opportunities.

In the second half, Illinois continued to go inside to Cockburn and dug in defensively to gain separation. Wisconsin struggled from 3-point range all evening, missing its first 13 attempts and making a season-low three on the night. The Illini did a better job on the boards after intermission, limiting the Badgers to one shot. And every time the Orange and Blue needed a bucket, they fed their center and he delivered.

Cockburn shot 16-of-19 from the field on his way to 37 points, setting his career scoring high in Big Ten play. It was the most field goals by an Illini player since 1991 and tied the second-most ever for the UI in a conference game. He also grabbed 12 rebounds for a double-double.

Jacob Grandison had 14 points and seven rebounds, and Da'Monte Williams continued his strong all-around play with seven points, eight boards and five assists without a turnover in 35 minutes. Williams also guarded Johnny Davis for most of the evening, holding the Badgers star to 5-of-19 from the field, his second-worst shooting night of the season.

Current Illini Career Stats vs. Wisconsin

Coleman Hawkins (3 G): 2 pts, 1 reb, 2 blk

RJ Melendez (1 G): 0 pts, 1 reb

Luke Goode (1 G): 0 pts, 1 reb

## Looking Back at Last Year's Illinois-Wisconsin Game:

### • #18 Illini 80, #11 Wisconsin 67 // Feb. 2, 2022 at Champaign

The 6,579 Orange Krush students and fans who braved the snowstorm had State Farm Center rocking, and they were treated to a historic performance by Kofi Cockburn as the Illini took down 11th-ranked Wisconsin.

Both teams scored at will early, with the Illini going to the paint on feeds to Cockburn and the Badgers attacking the offensive glass for second-chance opportunities.

In the second half, Illinois continued to go inside to Cockburn and dug in defensively to gain separation. Wisconsin struggled from 3-point range all evening, missing its first 13 attempts and making a season-low three on the night. The Illini did a better job on the boards after intermission, limiting the Badgers to one shot. And every time the Orange and Blue needed a bucket, they fed their center and he delivered.

Cockburn shot 16-of-19 from the field on his way to 37 points, setting his career scoring high in Big Ten play. It was the most field goals by an Illini player since 1991 and tied the second-most ever for the UI in a conference game. He also grabbed 12 rebounds for a double-double.

Jacob Grandison had 14 points and seven rebounds, and Da'Monte Williams continued his strong all-around play with seven points, eight boards and five assists without a turnover in 35 minutes. Williams also guarded Johnny Davis for most of the evening, holding the Badgers star to 5-of-19 from the field, his second-worst shooting night of the season.

## Current Illini Career Stats vs. Wisconsin

**Coleman Hawkins (3 G): 2 pts, 1 reb, 2 blk**

**RJ Melendez (1 G): 0 pts, 1 reb**

**Luke Goode (1 G): 0 pts, 1 reb**

## Mid-Year Additions

Illinois added two players to its active roster prior to Christmas break.

**Zacharie Perrin** began practicing with the Illini on Dec. 21 after arriving on campus. The 6-10, 220-pound forward from Grandfontaine, France came to the United States in August and attended Sunrise Christian Academy in Wichita, Kansas during the fall semester.

Perrin helped lead France to a 6-1 record and fifth-place finish at the FIBA U18 European Championships from July 30-August 7 in Izmir, Turkey. He led France in scoring and rebounding at the U18 Euros, averaging 13.9 points and 9.1 boards while shooting 56%.

**AJ Redd**, a 6-3, 160-pound guard who previously worked with the men's basketball program as an on-court manager, recently joined the team in practices and dressed for the first time against Missouri.

Redd played four years of varsity basketball at Chicago's St. Ignatius College Prep, helping lead the Wolfpack to a third-place finish at the 2022 IHSA Class 3A state championships. He is St. Ignatius' No. 4 all-time leading scorer (1,109 points) and the Wolfpack career leader in rebounds (523), assists (293) and steals (111).

## Success Against the Best

Illinois defeated No. 2 Texas in the Jimmy V Classic at Madison Square Garden on Dec. 6, fighting back from a 10-point second-half deficit to earn the victory in overtime. It marked Illinois' second top-10 victory this season and its 12th win in its last 17 games versus top-10 opponents, highlighting the job **Brad Underwood** has done rebuilding the Illini program.

Illinois set a single-season school record in 2020-21 with six wins over top-10 foes. The Illini rank second nationally in top-10 wins over the last three+ seasons:

## Illinois vs. Top-10 Teams, Coach Underwood Era

1.22/18	at #6 MSU	L	2/7/20	#9 MD	L	3/14/21	vs. #9 OSU	W
2/22/18	at #2 MSU	L	2/18/20	at #9 PSU	W	1/17/22	#4 PUR	L
2/22/18	#9 PUR	L	12/2/20	vs. #2 BAY	L	1/25/22	#10 MSU	W
11/19/18	vs. #3 GONZ	L	12/8/20	at #10 DUKE	W	2/8/22	at #3 PUR	L
1/10/19	#2 MICH	L	1/29/21	#7 IOWA	W	11/18/22	vs. #8 UCLA	W
2/5/19	#9 MSU	W	3/2/21	at #2 MICH	W	12/6/22	vs. #2 TEX	W
12/7/19	at #3 MD	L	3/6/21	at #7 OSU	W			
12/11/19	#5 MICH	W	3/13/21	vs. #5 IOWA	W			

## Top-10 Wins Since Start of 2019-20 Season

1. Baylor	12	T5. Kansas	7
2. Illinois	11	T5. Michigan	7
T3. Michigan State	8	T5. Oklahoma State	7
T3. Ohio State	8		

## Hawkins Joins Triple-Double Club

There have been five triple-doubles by four different players in Fighting Illini history, three of which have occurred over the last three seasons of the Underwood era.

**Coleman Hawkins** recorded the first one by a 6-foot, 10-inch point-center, carving up the Syracuse zone on Nov. 29 with 15 points, 10 rebounds, and a career-high 10 assists to join the distinguished lists of Illini with triple-doubles:

# ILLINOIS SEASON/CAREER TOTALS

	2022-23	Career*
<b>Starts</b>		
Coleman Hawkins	14	28
Matthew Mayer	14	14
Terrence Shannon Jr.	14	14
Sky Clark	12	12
RJ Melendez	11	12
Dain Dainja	2	2
Sencire Harris	2	2
Jayden Epps	1	1
<b>Leads Team in Scoring</b>		
Terrence Shannon Jr.	6	6
Matthew Mayer	4	4
Dain Dainja	2	2
Sky Clark	1	1
Jayden Epps	1	1
Coleman Hawkins	0	1
<b>Leads Team in Rebounding</b>		
Coleman Hawkins	6	8
Terrence Shannon Jr.	4	4
Dain Dainja	3	3
Sky Clark	1	1
Sencire Harris	1	1
Matthew Mayer	1	1
RJ Melendez	1	1
Luke Goode	0	1
<b>Double-Digit Scoring Games</b>		
Coleman Hawkins	6	13
Terrence Shannon Jr.	11	11
Jayden Epps	9	9
Matthew Mayer	6	6
Dain Dainja	5	5
Sky Clark	4	4
RJ Melendez	2	4
Sencire Harris	1	1
<b>20+ Point Games</b>		
Terrence Shannon Jr.	4	4
Dain Dainja	2	2
Matthew Mayer	2	2
Jayden Epps	1	1
Coleman Hawkins	1	1
<b>10+ Rebound Games</b>		
Coleman Hawkins	3	5
Dain Dainja	2	2
Terrence Shannon Jr.	1	1
<b>Double-Doubles</b>		
Coleman Hawkins	3	4
Dain Dainja	2	2
Terrence Shannon Jr.	1	1
<b>Triple-Doubles</b>		
Coleman Hawkins	1	1
<b>5+ 3-Point FG Games</b>		
Terrence Shannon Jr.	2	2
Jayden Epps	1	1
Coleman Hawkins	1	1
Matthew Mayer	1	1
<b>5+ Assist Games</b>		
Terrence Shannon Jr.	4	4
Coleman Hawkins	3	4
Sky Clark	1	1
Matthew Mayer	1	1
Ty Rodgers	1	1
<b>3+ Steal Games</b>		
Coleman Hawkins	0	3
Dain Dainja	2	2
Terrence Shannon Jr.	2	2
Jayden Epps	1	1
Sencire Harris	1	1
RJ Melendez	1	1
<b>3+ Block Games</b>		
Coleman Hawkins	3	4
Dain Dainja	3	3
Matthew Mayer	3	3
RJ Melendez	1	1

\* = at Illinois

Nov. 29, 2022	Coleman Hawkins	15 pts, 10 reb, 10 ast	vs. Syracuse
Feb. 20, 2021	Ayo Dosunmu	19 pts, 10 reb, 10 ast	at Minnesota
Feb. 6, 2021	Ayo Dosunmu	21 pts, 12 reb, 12 ast	vs. Wisconsin
Jan. 13, 2001	Sergio McClain	10 pts, 11 reb, 11 ast	vs. Michigan
Feb. 1, 1979	Mark Smith	18 pts, 13 reb, 10 ast	vs. Minnesota

## Underwood Hits Century Mark at Illinois

A blowout win over Syracuse in the ACC/Big Ten Challenge marked the 100th victory at Illinois for head coach **Brad Underwood**. He is just the sixth coach in program history in the 100-win club:

Coach	Wins	Years	First-Last
Lou Henson	423	21	1976-1996
Harry Combes	316	20	1948-1967
Bruce Weber	210	9	2004-2012
Doug Mills	151	11	1937-1947
J. Craig Ruby	148	14	1923-36
<b>Brad Underwood</b>	<b>103</b>	<b>6</b>	<b>2018-</b>

## Shannon Jr.'s B1G Week

**Terrence Shannon Jr.** was selected Big Ten Player of the Week for his performance the week of Nov. 14-20. He earned the award after averaging 22.7 points, 7.3 rebounds and 4.3 assists while shooting 59.5% from the field and 56.5% from three. He had career and school-record performances while leading the No. 16 Fighting Illini to a 2-1 record on the week, including a top-10 victory.

Shannon began the week by setting a new career scoring high with 30 points in just 23 minutes in the blowout win over Monmouth, adding eight rebounds and four assists.

He then had arguably the signature performance of the early college basketball season, pouring in 29 points while tying the school record with eight 3-pointers in Illinois' comeback from 15 points down to defeat No. 8 UCLA in Las Vegas.

Shannon was on fire throughout the night, going 8-of-9 from downtown to become the sixth player in Illini history with eight made threes in a game. He also tallied his third career double-double – and first as an Illini – collecting a game-high 10 rebounds vs. UCLA to go with his 29 points.

According to @ESPNStatsInfo, Shannon is one of only two players in the last 25 seasons to have 25 points, 10 rebounds and eight threes in a top-25 match-up (Trae Young vs. TCU in 2018). He also reached a scoring milestone, recording his 1,000th career point on a 3-pointer with 14:46 left in the game.

Shannon finished the week by tying his career high with six assists and scoring nine points in the loss to No. 16 Virginia in the championship game of the Continental Tire Main Event.

## Wooden Award Watch List the Latest Preseason Accolade for Shannon Jr.

**Terrence Shannon Jr.** is one of 50 players on the Wooden Award Preseason Watch List. This is the fourth preseason honor for the Illini senior, who previously was named one of 50 players on the Naismith Trophy Preseason Watch List, selected one of 20 watch-list members for the Jerry West Shooting Guard of the Year Award, and voted to the 10-player Preseason All-Big Ten Team.

A new addition to the UI roster this season, Shannon averaged 10.4 points, 2.6 rebounds and 2.0 assists last season at Texas Tech. He shot 45.5% from the field and 38.4% from 3-point range while helping the Red Raiders to an NCAA Sweet 16 appearance.

## Ubben Upgrade

Illinois recently moved back into the Ubben Basketball Complex following a \$40 million renovation and expansion of the practice facility. The project added approximately 40,000 square feet to the existing structure, while remodeling large portions of the existing building. Two new half courts were added to both the men's and women's previous gym space, giving the programs additional areas to work on development while not disrupting full-court action. The project featured a new strength and conditioning addition, a state-of-the-art sports medicine area, and expanded locker rooms and players lounges. New coaches' office spaces and a grand entry lobby also were included in the project.

## Illini Sign Another Top-20 Class

Illinois signed four-star recruits **Amani Hansberry** and **Dravyn Gibbs-Lawhorn** to national letters of intent during the early signing period, giving Illinois another top-20 ranked recruiting class in the Underwood era. The class is ranked No. 19 by 247Sports.

## AMANI HANSBERRY

F, 6-8, 235  
Silver Spring, Md.; Mount Saint Joseph H.S.

**Notes:** No. 1 player in state of Maryland ... Ranked No. 42 by Top247, No. 63 by ESPN100, No. 85 by On3, and No. 118 by Rivals150 ... Averaged 20.3 points, 13.6 rebounds and 4.3 assists last season ... Named Player of the Year by Varsity Sports Network ... Led Mount Saint Joseph to a 32-7 record, including the Maryland Interscholastic Athletic Association A Conference championship and Baltimore Catholic League (BCL) Tournament title ... Named MVP of the BCL Tournament.

#### DRAVYN GIBBS-LAWHORN

G, 6-1, 165

Lafayette, Ind.; Montverde Academy (Fla.)

**Notes:** Goes by Dra ... Ranked No. 70 by ESPN100, No. 76 by Rivals150, No. 80 by Top247, and No. 108 by On3 ... Was a reserve last spring on a Montverde team loaded with Division I prospects that won the 2022 GEICO Nationals championship ... Averaged 18.2 points, 2.1 rebounds, 3.2 assists, and 1.8 steals in the Nike EYBL, shooting 48 percent from the field and 37 percent from three ... Named MVP of the EYBL Indy session by The Circuit.

#### Illini Season Outlook

Illinois is the winningest program in the Big Ten over the last three seasons and one of the nation's most successful programs as well. The accolades are plentiful: 2021 Big Ten wins leader, Big Ten Tournament Champion and NCAA Tournament No. 1 seed, 2022 Big Ten Champion, three straight top-25 finishes and 20-plus win seasons, and consecutive NCAA Round of 32 appearances.

After orchestrating one of most impressive program rebuilds in the country, what's next for Coach Brad Underwood? He enters his sixth season in charge of the Fighting Illini with a unique situation on his hands. After returning the bulk of its roster the last few seasons, the 2022-23 Illini will have an entirely different look, and perhaps a new style as well.

At first glance, the Illini bring back less than 17% of the minutes from 2021-22, returning just 14% of the points and 20% of the minutes from last season's 23-10 squad that went 15-5 in Big Ten play to win the school's first regular season title in 17 years.

But several rotation players from that team are back and poised for breakout years, and they will be joined by accomplished Big 12 transfers as well as a national top-10 recruiting class. The solid blend of youth and experience will give Illinois the opportunity to contend once again in the rugged Big Ten conference.

#### 2022-23 FIGHTING ILLINI STARTING LINE-UPS

Date	Game	G	G	G/F	G/F	F	Record*
Nov. 7	Eastern Illinois	Clark	Shannon Jr.	Melendez	Mayer	Hawkins	1-0 (1)
Nov. 11	Kansas City	Clark	Shannon Jr.	Melendez	Mayer	Hawkins	2-0
Nov. 14	Monmouth	Clark	Shannon Jr.	Melendez	Mayer	Hawkins	3-0
Nov. 18	vs. UCLA	Clark	Shannon Jr.	Melendez	Mayer	Hawkins	4-0
Nov. 20	vs. Virginia	Clark	Shannon Jr.	Melendez	Mayer	Hawkins	4-1
Nov. 25	Lindenwood	Clark	Shannon Jr.	Melendez	Mayer	Hawkins	5-1
Nov. 29	Syracuse	Clark	Shannon Jr.	Melendez	Mayer	Hawkins	6-1
Dec. 2	at Maryland	Clark	Shannon Jr.	Melendez	Mayer	Hawkins	6-2
Dec. 6	vs. Texas	Clark	Shannon Jr.	Melendez	Mayer	Hawkins	7-2
Dec. 10	Penn State	Clark	Shannon Jr.	Melendez	Mayer	Hawkins	7-3
Dec. 17	Alabama A&M	Clark	Shannon Jr.	Epps	Mayer	Hawkins	1-0 (2)
Dec. 22	vs. Missouri	Clark	Shannon Jr.	Melendez	Mayer	Hawkins	7-4
Dec. 29	Bethune-Cookman	Harris	Shannon Jr.	Dainja	Mayer	Hawkins	1-0 (3)
Jan. 4	at Northwestern	Harris	Shannon Jr.	Dainja	Mayer	Hawkins	1-1
Jan. 7	Wisconsin						
Jan. 10	at Nebraska						
Jan. 13	Michigan State						
Jan. 16	at Minnesota						
Jan. 19	Indiana						
Jan. 24	Ohio State						
Jan. 28	at Wisconsin						
Jan. 31	Nebraska						
Feb. 4	at Iowa						
Feb. 7	Minnesota						
Feb. 11	Rutgers						
Feb. 14	at Penn State						
Feb. 18	at Indiana						
Feb. 23	Northwestern						
Feb. 26	at Ohio State						
March 2	Michigan						
March 5	at Purdue						

\* - Running total of Illinois' overall record when this line-up is starting

#### 2022-23 BIG TEN STANDINGS (THROUGH JAN. 5)

		Big Ten	Overall
1.	Wisconsin	3-0	11-2
	Michigan	3-0	9-5
3.	Purdue	3-1	14-1
	Rutgers	3-1	11-4
5.	Northwestern	2-1	11-3
	Michigan State	2-1	10-4
	Ohio State	2-1	10-4
8.	Penn State	2-2	11-4
9.	Indiana	1-2	10-4
10.	Maryland	1-3	10-5
	Nebraska	1-3	8-7
	Iowa	1-3	7-6
13.	ILLINOIS	0-3	9-5
	Minnesota	0-3	6-7

#### THIS WEEK IN THE BIG TEN

##### Monday, Jan. 2

Rutgers def. #1 Purdue 65-64 BTN

##### Tuesday, Jan. 3

Michigan State def. Nebraska 74-56 BTN

#14 Wisconsin def. Minnesota 63-60 BTN

##### Wednesday, Jan. 4

Michigan def. Penn State 79-69 BTN

Northwestern def. Illinois 73-60 BTN

##### Thursday, Jan. 5

Rutgers def. Maryland 64-50 BTN

#1 Purdue def. #24 Ohio State 71-69 FS1

Iowa def. #15 Indiana 91-89 FS1

##### Saturday, Jan. 7

Nebraska at Minnesota 11 a.m. BTN

#14 Wisconsin at Illinois 12:30 p.m. ESPN2

Michigan at Michigan State 1:30 p.m. FOX

##### Sunday, Jan. 8

Northwestern at #15 Indiana 11 a.m. FS1

Iowa at Rutgers 11 a.m. BTN

#24 Ohio State at Maryland 12 p.m. ESPN

#1 Purdue at Penn State 5 p.m. BTN

## ILLINOIS IN THE BIG TEN RANKINGS 2022-23 — ALL GAMES (THROUGH JAN. 5)

Scoring Offense	4th	76.8 ppg
Scoring Defense	6th	64.4 ppg
Scoring Margin	5th	+12.4 ppg
Field Goal Percentage	4th	.461
Field Goal Percentage Defense	3rd	.389
3-Pt FG Percentage	8th	.326
3-Pt FG Percentage Defense	13th	.331
3-Point Field Goals	2nd	9.0 avg.
Free Throw Percentage	12th	.656
Rebounding Offense	3rd	39.6 rpg
Rebounding Defense	4th	32.9 rpg
Offensive Rebounds	4th	12.3 rpg
Defensive Rebounds	9th	27.3 rpg
Rebounding Margin	3rd	+6.7 rpg
Offensive Rebound Percentage	3rd	.350
Defensive Rebound Percentage	8th	.730
Turnover Margin	8th	0.7
Turnovers	14th	15.2 avg.
Opponent Turnovers	2nd	15.9 avg.
Assist/Turnover Ratio	13th	0.93
Assists	8th	14.2 apg
Blocked Shots	1st	5.9 bpg
Steals	4th	7.8 spg

## ILLINI PLAYERS IN THE BIG TEN RANKINGS 2022-23 — ALL GAMES (THROUGH JAN. 5)

<b>Scoring</b>		
5.	Terrence Shannon Jr.	17.1 ppg
<b>Rebounding</b>		
18.	Coleman Hawkins	6.4 rpg
<b>Offensive Rebounding</b>		
10.	Dain Dainja	2.2 rpg
11.	Coleman Hawkins	2.1 rpg
<b>Defensive Rebounding</b>		
N/A		
<b>Field Goal Percentage (min. 5 made/g)</b>		
12.	Terrence Shannon Jr.	.451 (73-162)
<b>3-Point Field Goal Percentage (min. 2.5 made/g)</b>		
N/A		
<b>3-Point Field Goals</b>		
14.	Terrence Shannon Jr.	1.9 avg
<b>Free Throw Percentage (min. 2.5 made/g)</b>		
9.	Terrence Shannon Jr.	.770 (67-87)
<b>Assists</b>		
11.	Coleman Hawkins	3.6 apg
15.	Terrence Shannon Jr.	3.2 apg
<b>Assist/Turnover Ratio (min. 3 ast/g)</b>		
N/A		
<b>Blocked Shots</b>		
8.	Coleman Hawkins	1.3 bpg
8.	Dain Dainja	1.3 bpg
<b>Steals</b>		
15.	Terrence Shannon Jr.	1.2 spg
15.	RJ Melendez	1.2 spg
15.	Coleman Hawkins	1.2 spg
<b>Minutes</b>		
15.	Terrence Shannon Jr.	31.1 mpg

### Returning for the Illini

• Junior **Coleman Hawkins** is Illinois' top returning scorer and rebounder. The versatile forward averaged 5.9 points last season and was the team's third-leading rebounder at 4.3 rpg. Hawkins plays the four and stretch-five and can guard multiple positions.

He had key defensive performances in several Illini wins, including a blocked shot in the closing seconds to preserve the NCAA Tournament victory over Chattanooga. As one of the most experienced players on the roster, leadership from Hawkins will be paramount for this young team.

• **RJ Melendez** and **Luke Goode** had promising freshman campaigns and have been working hard in the offseason to take their game to the next level.

• **Melendez** averaged 3.8 points last year but came on strong midway through conference play, averaging 10.7 points during a three-game stretch in February. He also finished strong, scoring nine points off the bench in the rally against Houston in the NCAA second round. Melendez shot 57% from the field and knocked down 9-of-15 threes (60%).

• **Goode** is the unquestioned leader when it comes to 3-point shooting on the current roster. He can get hot in practice and showed that in multiple games as a freshman while playing spot minutes. Goode made multiple threes in five games, led by 3-of-4 from downtown in the home win over No. 10 Michigan State. He also closed with a pair of treys and season-high tying five rebounds against Houston in the Round of 32.

Goode is currently sidelined, however, after suffering a bone fracture in his left foot Oct. 22 and undergoing surgery.

• Another returning player is junior center **Brandon Lieb**. He played in the shadow of Kofi Cockburn for two years, building resolve while facing the All-American every day at practice. Lieb is battle tested from that routine, and looks to give the Illini additional help in the post.

### Transfer Impact

The Illini coaching staff went to the transfer portal in the spring to replenish some of the lost production from its roster turnover, and they brought in a pair of productive players from the Big 12.

• **Matthew Mayer** played four years at Baylor, where the Bears won the 2021 NCAA title. He is coming off his best season, averaging 9.8 points and 5.0 rebounds while helping Baylor earn a second consecutive NCAA No. 1 seed and Big 12 title. After graduating from Baylor and joining the Illini as a 'super senior' Mayer's talent and experience will give the Illini a different look at the forward spot this season.

• Senior **Terrence Shannon Jr.** has also transferred in, returning to his home state after three years at Texas Tech where he totaled 915 points and averaged double figures in scoring each of the last two seasons. The Chicago native excels in the open court and has improved his 3-point shooting every year of his career. He also is a strong defender and is known for his work ethic, rising at sunrise nearly every morning for additional shooting to complement his daily workout and practice schedule.

• Illinois' first foray into the transfer portal landed **Dain Dainja** at the semester break. The forward left Baylor after just three games following a redshirt season. He practiced with the Illini throughout the spring, benefiting from going up against Kofi Cockburn daily. Dainja went through a rigorous workout and training program with strength coach Adam Fletcher, transforming his body over the last nine months. Dainja plays in the post and also has guard-like skills with his ball handling and passing ability.

### Talented Freshmen

Illinois has once again signed a talented recruiting class, in what has seemingly become the norm for Underwood and his assistant coaches. The Illini welcome four freshmen this season who were all four-star, top-100 recruits.

• **Sky Clark** is the most heralded addition, with the Los Angeles point guard ranked in the 30s by nearly every service. Clark tore his ACL prior to his senior year of high school and had an abbreviated season at Florida's Montverde Academy. He was still selected to the Jordan Brand Classic. Clark has worked hard since arriving in Champaign in May to return to 100% form. He is a scorer, playmaker, and reliable shooter from 3-point range.

• **Ty Rodgers** is a tenacious competitor and stat sheet stuffer, impacting the game in every area. The Saginaw, Michigan native attended Thornton Township High School in Illinois as a senior, earning first-team All-State honors. He also had an outstanding summer, winning a gold medal with USA Basketball at the FIBA U18 Americas Championship. Prior to Thornton, Rodgers won a Michigan state championship at Grand Blanc High School, the program's first-ever state title.

• **Jayden Epps** is a combo guard who is a proven scorer. He had scoring outbursts on both the AAU circuit and the high school and prep levels, highlighted by a 39-point performance vs. Overtime Elite. He is a two-time state champion, winning a title in 2020 in Virginia and in 2022 in North Carolina. Epps put Combine Academy on his back en route to the Hoop State title, scoring the game winner at the buzzer.

• Not to be outdone, **Sencire Harris** also is a two-time state champion, winning back-to-back titles with St. Vincent-St. Mary in Ohio. The Cleveland.com player of the year and All-Ohio Co-Player of the Year as a senior, Harris is an explosive athlete and with his competitive desire will be counted on to impact the game defensively.

### Reigning Champs

Illinois won the 2022 Big Ten championship, going 15-5 in league play to share the regular season title with Wisconsin. Illinois earned the No. 1 seed in the Big Ten Tournament by virtue of an 80-67 victory over Wisconsin in Champaign in the only meeting between the teams.

It marked the 18th Big Ten title in Illinois history, and the UI's first since 2005:

1915	1935	1943	1952	1998	2004
1917	1937	1949	1963	2001	2005
1924	1942	1951	1984	2002	<b>2022</b>

This was nearly a back-to-back regular season title run after Illinois led the Big Ten in wins in 2021 while playing the full league schedule. But the Illini were declared runner-up that year after an unbalanced schedule resulted in a .024 win percentage differential (Michigan 14-3, .824 vs. Illinois 16-4, .800, with Illinois defeating Michigan 76-53 in Ann Arbor in their only meeting).

Illinois' 15 Big Ten wins last year tied the second-most in program history behind 16 conference wins the previous season. The Illini also won 15 Big Ten games in 1984 and 2005.

### Underwood's Big Run in the BIG

Illinois' performance in conference play during the Brad Underwood era has reached historic level of success. The Illini's 44 Big Ten wins since 2020 is the most in program history over a three-year stretch:

1.	44	<b>Brad Underwood</b>	<b>2020 (13), 2021 (16), 2022 (14)</b>
2.	39	Bruce Weber	2004 (13), 2005 (15), 2006 (11)
	39	Bill Self/Bruce Weber	2003 (11), 2004 (13), 2005 (15)
	39	Lou Henson	1987 (13), 1988 (12), 1989 (14)
	39	Harry Combes	1951 (13), 1952 (12), 1953 (14)

The run also ranks among the winningest 3-year stretches of any Big Ten program in conference play:

1.	48	Indiana	1974 (12), 1975 (18), 1976 (18)
2.	47	Indiana	1975 (18), 1976 (18), 1977 (11)
3.	46	Michigan State	2018 (16), 2019 (16), 2020 (14)
	46	Indiana	1991 (15), 1992 (14), 1993 (17)
5.	45	Purdue	2017 (14), 2018 (15), 2019 (16)
6.	44	<b>Illinois</b>	<b>2020 (13), 2021 (16), 2022 (15)</b>
	44	Purdue	1994 (14), 1995 (15), 1996 (15)

Illinois has achieved three straight 13+ win Big Ten seasons for the first time in program history.

Underwood now owns Illinois' two all-time winningest Big Ten seasons, and three of the top seven:

1.	16	<b>2021</b>	<b>Brad Underwood</b>	7.	13	<b>2020</b>	<b>Brad Underwood</b>
2.	15	<b>2022</b>	<b>Brad Underwood</b>		13	2004	Bruce Weber
	15	2005	Bruce Weber		13	2001	Bill Self
	15	1984	Lou Henson		13	1998	Lon Kruger
5.	14	1989	Lou Henson		13	1987	Lou Henson
	14	1953	Harry Combes		13	1951	Harry Combes
					13	1942	Doug Mills

### Building a Winner

Coach Underwood came to Champaign to recapture the Illinois Basketball program's historical success. The transformation happened in a relatively short amount of time.

In his third season in 2019-20, the Illini finished one-game back of the league title, going 13-7 to place fourth and earn a bye to the Big Ten Tournament quarterfinals for the first time since 2011.

Underwood's fourth Illini squad in 2020-21 led the league with 16 Big Ten wins and followed that by capturing Illinois' first Big Ten Tournament title in 16 years.

Illinois went 15-5 in conference play in Underwood's fifth season to win the program's first Big Ten regular season championship since 2005.

Illinois owns the top winning percentage and the most victories over the last three Big Ten seasons, a significant achievement during a span when the league has reached unprecedented competitiveness top-to-bottom:

CURRENT ILLINOIS STREAKS	
All Games	1 L
At State Farm Center	2 W
On the Road	2 L
At Neutral Sites	1 L
Big Ten	3 L
Big Ten (Home)	1 L
Big Ten (Road)	2 L
Big Ten (Neutral)	1 L
Ranked Opponents	1 W
Ranked Opponents (Home)	1 W
Ranked Opponents (Road)	1 L
Ranked Opponents (Neutral)	1 W
Ranked Big Ten Opponents	1 L
Ranked Big Ten Opponents (Home)	1 W
Ranked Big Ten Opponents (Road)	1 L
Ranked Big Ten Opponents (Neutral)	2 W
Non-Conference (Home)	8 W
Non-Conference (Road)	2 L
Non-Conference (Neutral)	1 L

## THE LAST TIME

### AN ILLINOIS PLAYER HAD

40+ points	Malcolm Hill (40) vs. Northern Kentucky, 11/13/16
35-39 points	Kofi Cockburn (37) Wisconsin, 2/2/22
30-34 points	Terrence Shannon Jr. (30) Monmouth, 11/14/22
25-29 points	Terrence Shannon Jr. (29) vs. UCLA, 11/18/22
20-24 points	Dain Dainja (22) vs. Bethune-Cookman (12/29/22)
2, 20+ scorers	Shannon Jr. (30) & Epps (21) Monmouth, 11/14/22
2, 30+ pt. scorers	Cockburn (38) & Plummer (30) UT Rio Grande Valley, 11/26/21
20+ rebounds	Nick Weatherspoon (22) DePauw, 12/2/22
15-19 rebounds	Dain Dainja (15) Kansas City, 11/11/22
10-14 rebounds	Coleman Hawkins (11) vs. Bethune-Cookman (12/29/22)
20+ pts & 20+ reb	Nick Weatherspoon (37 pts, 22 reb) DePauw, 12/2/22
20+ pts & 10+ reb	Terrence Shannon Jr. (29 pts, 10 reb) vs. UCLA, 11/18/22
Double-Double	Coleman Hawkins (11 pts, 11 reb) vs. Bethune-Cookman (12/29/22)
15+ assists	Demetri McCamey (16) at Purdue, 2/20/10
10-14 assists	Coleman Hawkins (10) vs. Syracuse, 11/29/22
Triple-Double	Coleman Hawkins (15 p, 10 r, 10 a) vs. Syracuse, 11/29/22
6+ 3-pointers	Terrence Shannon Jr. (8) vs. UCLA, 11/18/22
7+ steals	Kendall Gill (7), Iowa, 3/4/90
6 steals	Trent Frazier at Minnesota, 2/20/21
5+ blocks	Dain Dainja (5), Kansas City, 11/11/22

### AN ILLINOIS TEAM HAD

100+ points	103, Monmouth, 11/14/22
under 50 points	43, Wisconsin, 1/31/17
50+ rebounds	53, Eastern Illinois, 11/7/22
25+ off. reb.	27, Longwood, 12/13/17
20+ off. reb.	20, Eastern Illinois, 11/7/22
overtime	W 85-78 (OT), vs. Texas, 12/6/22

### AN OPPOSING PLAYER HAD

40+ points	Carsen Edwards (40) Purdue, 2/22/18
35-39 points	Keita Bates-Diop (35) Ohio State, 2/4/18
30-34 points	Kobe Brown (31) Missouri, 12/22/22
25-29 points	DeVante' Jones (25) Michigan, 2/27/22
20-24 points	Chase Audige (21) Northwestern, 1/4/23
20+ rebounds	Joe Franklin (23) Wisconsin, 12/19/66
15-19 rebounds	Jesse Edwards (17) Syracuse, 11/29/22
10-14 rebounds	Olisa Blaise Akonobi (12) Alabama A&M, 12/17/22
15+ assists	never, Quinn Buckner (14) Indiana, 2/18/74
10-14 assists	DeVante' Jones (10) Michigan, 2/27/22
7+ steals	Delfinco Bogan (7) UT Martin, 11/12/17
5+ blocks	Olisa Blaise Akonobi (6) Alabama A&M, 12/17/22

### AN OPPOSING TEAM HAD

100+ points	104, Iowa, 1/11/18
under 50 points	47, Alabama A&M, 12/17/22
under 40 points	38, Chicago State, 11/26/20
50+ rebounds	50, Nebraska, 2/2/19
20+ off. reb.	20, The Citadel, 11/20/19

### Big Ten Wins (2020, '21 & '22)

1.	Illinois	44
2.	Wisconsin	39
3.	Iowa	37
4.	Purdue	36
5.	Michigan	35
	Ohio State	35

### Big Ten Win Percentage (2020, '21 & '22)

1.	Illinois	.733	(44-16)
2.	Wisconsin	.650	(39-21)
3.	Iowa	.617	(37-23)
4.	Michigan	.614	(35-22)
5.	Purdue	.610	(36-23)

### Accomplished Ayo

Former Fighting Illini star **Ayo Dosunmu** is enjoying a terrific start to his pro career in his hometown of Chicago. He is the Bulls starting point guard in his second season, after earning NBA second-team All-Rookie honors in 2022.

Dosunmu averaged 20.1 points, 6.3 rebounds and 5.3 assists during his final season at Illinois, becoming the first NCAA player since 2010 and just the second Big Ten player since 1993 to average at least 20 points, six rebounds and five assists. He accumulated the most impressive single-season list of accolades ever by an Illini player, highlighted by USA Today National Player of the Year, Bob Cousy Point Guard of the Year, and consensus first-team All-American.

Dosunmu was selected by the Bulls with the No. 38 overall pick in the second round of the 2021 NBA Draft. He returned to campus last season to raise his banner to the State Farm Center rafters, joining the Fighting Illini Honored Jerseys program.

## UNDERWOOD MEDIA SCHEDULE

Coach Underwood will hold an in-person press conference at State Farm Center (SFC) prior to every home game (unless otherwise denoted in below schedule due to arena conflicts), and media availability at Ubben prior to every road/neutral game. Select players will also be available prior to each game, either preceding or following Underwood, dependent on that day's practice/travel schedule.

All in-person press conferences will be held in the State Farm Center Media Room. Enter through the guard shack north of the arena. Courtesy parking is available in the northeast lot of State Farm Center (enter off Fourth St.). All in-person press conferences also will be streamed on [fightingillini.com](http://fightingillini.com). Following every press conference, video will be available for download via the Illinois Media Box and viewable on the Fighting Illini Athletics Youtube page.

**Note:** All press conference times will be determined on a weekly basis as dictated by practice and travel schedules. Media will be alerted to exact times via email advisory the day prior. If you are not receiving those emails, please contact SID Derrick Burson.

11 a.m., Friday, Nov. 4, SFC — Eastern Illinois  
3 p.m., Wednesday, Nov. 9, SFC — Signing Day  
3 p.m., Thursday, Nov. 10, SFC — Kansas City  
12:20 p.m., Sunday, Nov. 13, Ubben — Monmouth  
9:50 a.m., Wednesday, Nov. 16, Ubben — UCLA/Baylor/Virginia  
12 p.m., Wednesday, Nov. 23, SFC — Lindenwood  
3:45 p.m., Monday, Nov. 28, SFC — Syracuse  
9:20 a.m., Thursday, Dec. 1, Ubben — Maryland  
10 a.m., Monday, Dec. 5, Ubben — Texas  
12 p.m., Friday, Dec. 9, SFC — Penn State  
12 p.m., Friday, Dec. 16, SFC — Alabama A&M  
2:50 p.m., Tuesday, Dec. 20, Ubben — Missouri  
3 p.m., Wednesday, Dec. 28, SFC — Bethune-Cookman  
3:45 p.m., Tuesday, Jan. 3, Zoom — Northwestern  
10:20 a.m., Friday, Jan. 6, SFC — Wisconsin  
Monday, Jan. 9, Ubben — Nebraska  
Thursday, Jan. 12, SFC — Michigan State  
Sunday, Jan. 15, Ubben — Minnesota  
Wednesday, Jan. 18, SFC — Indiana  
Monday, Jan. 23, SFC — Ohio State  
Friday, Jan. 27, Ubben — Wisconsin  
Monday, Jan. 30, SFC — Nebraska  
Friday, Feb. 3, Ubben — Iowa  
Monday, Feb. 6, SFC — Minnesota  
Friday, Feb. 10, SFC — Rutgers  
Monday, Feb. 13, Ubben — Penn State  
Friday, Feb. 17, Ubben — Indiana  
Wednesday, Feb. 22, SFC — Northwestern  
Saturday, Feb. 25, Ubben — Ohio State  
Wednesday, March 1, SFC — Michigan  
Saturday, March 4, Ubben — Purdue  
TBD, Ubben — Big Ten Tournament  
Sunday, March 12, TBD — NCAA Tournament

## COACH UNDERWOOD RADIO SHOW

Program airs Mondays from 7-8 p.m. on the Busey Bank Illini Sports Network and locally on WDWS-AM 1400, the flagship station for the network. The host is Brian Barnhart. Shows will be held at Papa Del's Pizza Factory in Champaign.

### Underwood Radio Show Dates

Nov. 28	Feb. 6
Dec. 12	Feb. 20
Dec. 19	Feb. 27
Jan. 23	March 6
Jan. 30	

## BUSEY BANK ILLINI SPORTS NETWORK (55 stations)

Aledo, WRMJ-FM 102.3  
Alton, WBGZ-AM 1570  
Alton, WBGZ-FM 94.3  
Canton, WBYS-AM 1560  
Canton, WBYS-FM 93.7  
Carbondale, WINI-FM 93.5  
Carthage, WCAZ-AM 1510  
Carthage, WCAZ-FM 93.1  
Champaign, WDWS-AM 1400  
Champaign, WDWS-FM 93.9  
Champaign, WHMS-FM 97.5  
Chicago, WLS-AM 890  
Danville, WDAN-AM 1490  
Danville, WDNL-FM 102.1  
Davenport, IA, WFXN-AM 1230  
Decatur, WSOY-AM 1340  
Decatur, WSOY-FM 103.3  
Dwight, WJEZ-FM 98.9  
Effingham-Mattoon, WHQQ-FM 98.9  
Fairfield, WFIW-AM 1390  
Fairfield, WFIW-FM 103.3  
Farmington (Peoria), WHPI-FM, 96.5  
Galesburg, WGIL-AM 1400  
Galesburg, WGIL-FM 93.7  
Jacksonville, WJIL-AM 1550  
Jacksonville, WJIL-FM 102.9  
Jerseyville, WJBM-AM 1480  
Litchfield, WAOX-FM 105.3  
Marion, WGGH-AM 1150  
Marion, WGGH-FM 98.5  
Marshall, WMMC-FM 105.9  
Mt. Carmel, WSJD-FM 100.5  
Murphysboro, WINI-AM 1420  
Murphysboro, WINI-FM 93.5  
Olney, WSEI-FM 92.9  
Paxton, WXPX-FM 104.9  
Peoria, WZPN-FM 101.1  
Pittsfield, WBBA-FM 97.5  
Quincy, WTAD-AM 930  
Quincy, WTAD-FM 103.3  
Robinson, WTAY-AM 1570  
Robinson, WTAY-FM 94.3  
Rockford, WROK-AM 1440  
Rushville, WKXQ-FM 92.5  
Salem, WJBD-AM 1350  
Salem, WJBD-FM 100.1  
Sparta, WHCO-AM 1230  
Springfield, WFMB-AM 1450  
Springfield, WFMB-FM 107.1  
Springfield, WCVS-FM 96.7  
St. Louis, MO, KFNS-AM 590  
Tower Hill, WSVZ-FM, 98.3  
Vandalia, KPMB-AM 1500  
Watseka, WGFA-FM 94.1

SiriusXM  
The Varsity Network

## ILLINOIS BASKETBALL QUICK FACTS

### GENERAL INFORMATION

**Location:** Champaign-Urbana, Ill.  
**Founded:** 1867  
**Enrollment:** 56,644  
**Nickname:** Fighting Illini  
**Colors:** Orange and Blue  
**Arena:** State Farm Center  
**Opened:** 1963  
**Capacity:** 15,544  
**Conference:** Big Ten  
**President:** Timothy L. Killeen  
**Chancellor:** Robert J. Jones  
**Director of Athletics:** Josh Whitman  
**Ticket Office Phone:** 217-333-3470 or 1-866-ILLINI-1

### HISTORY

**Seasons of Basketball:** 118th  
**First Year of Basketball:** 1906  
**All-Time Record:** 1,867-1,044 (.641)  
**All-Time Big Ten Record:** 978-746 (.567)  
**NCAA Tournament Appearances / Last:** 32 / 2022  
**All-Time NCAA Tournament Record:** 42-33 (.560)  
**NCAA Final Four Appearances / Last:** 5 / 2005  
**Big Ten Championships / Last:** 18 / 2022  
**Big Ten Tournament Championships / Last:** 3 / 2021

### COACHING STAFF

**Head Coach:** Brad Underwood, 6th year  
**Alma Mater, Year:** Kansas State University '86  
**Record at Illinois / Years:** 103-71 (.592) / 6th  
**Career Record / Years:** 212-98 (.684) / 10th  
**Assistant Coaches:** Geoff Alexander, Tim Anderson, Chester Frazier  
**Assistant to the Head Coach:** Zach Hamer  
**Strength and Conditioning Coach:** Adam Fletcher  
**Assistant Athletic Director:** Joey Biggs  
**Director of Recruiting and Scouting:** Tyler Underwood  
**Video Coordinator:** Patrick Bittle  
**Athletic Trainer:** Paul Schmidt  
**Director of Branding and Creative Media:** Courtney Bay  
**Graduate Managers:** Marcus Anderson, Bobby Gikas  
**Administrative Secretary:** Nicole Anderson

### 2021-22 TEAM INFORMATION

**Overall Record:** 23-10  
**Big Ten Record / Finish:** 15-5 / T-1st  
**Postseason:** NCAA Tournament Round of 32  
**Final Ranking:** AP - 19 / Coaches - 19  
**Starters Returning / Lost:** 0 / 5  
**Lettermen Returning / Lost:** 5 / 10  
**Newcomers:** 8

### ATHLETICS COMMUNICATION

**Men's Basketball Contact:** Derrick Burson  
**Cell Phone:** 217-766-7315  
**Email:** [burson@illinois.edu](mailto:burson@illinois.edu)  
**Associate AD, Media Relations:** Kent Brown  
**Cell Phone:** 217-493-9795  
**Email:** [kwbrown3@illinois.edu](mailto:kwbrown3@illinois.edu)  
**Office Phone:** 217-333-1391  
**Mailing Address:** Bielfeldt Athletics Admin. Bldg.  
1700 South Fourth Street  
Champaign, IL 61820  
**Website:** [fightingillini.com](http://fightingillini.com)



# HEAD COACH BRAD UNDERWOOD

6TH YEAR AT ILLINOIS // 10TH YEAR AS DIV. I HEAD COACH // 36TH YEAR IN COACHING

## THE UNDERWOOD FILE

### HOMETOWN

McPherson, Kan.

### FAMILY

Wife, Susan

Son, Tyler; Daughters, Katie & Ashley

### EDUCATION

Kansas State University,  
B.S., Radio & TV Communications, 1986

### PLAYING EXPERIENCE

1983 Hardin-Simmons University

1984 Independence Community College

1985-86 Kansas State University

### COACHING EXPERIENCE

1988 (1 YR) Graduate Assistant  
Hardin-Simmons University

1989 (1 YR) Assistant Coach  
Dodge City Community College

1990-93 (4 YRS) Head Coach  
Dodge City Community College

1994-2003 (10 YRS) Assistant Coach  
Western Illinois University

2004-06 (3 YRS) Head Coach  
Daytona Beach Community College

2007 (1 YR) Director of Operations  
Kansas State University

2008-11 (4 YRS) Assistant Coach  
Kansas State University

2012 (1 YR) Associate Head Coach  
Kansas State University

2013 (1 YR) Associate Head Coach  
University of South Carolina

2014-16 (3 YRS) Head Coach  
Stephen F. Austin University

2017 (1 YR) Head Coach  
Oklahoma State University

2018- (6TH YR) Head Coach  
University of Illinois

Brad Underwood has reinvigorated Illinois Basketball, bringing the Fighting Illini back to the national stage and building a championship program during his five seasons in Champaign.

Underwood is the 18th head coach in Illinois history, hired in March 2017 as the Richmond Family Endowed Men's Head Basketball Coach.

He has won nearly 69 percent of his games during his nine years as a Division I head coach, recording seven 20-win seasons. Underwood has made six appearances in the NCAA Tournament, with a seventh precluded by the cancellation of the 2020 postseason due to COVID-19.

Underwood led Illinois to the 2022 Big Ten championship in year five, navigating a challenging schedule with a frequently depleted roster to post a 15-5 league record and earn the school's first regular season conference title in 17 years. Illinois went 23-10 overall as Underwood recorded his third-straight 20-plus win season, the UI's first stretch since 2009-11. Illinois ended the year at No. 19 in the AP poll to register a third-straight Top 25 finish, the program's longest streak since 2000-06.

Illinois was a No. 4 seed in the 2022 NCAA Tournament, becoming one of just six programs to receive top-4 seeds in back-to-back tournaments after earning a No. 1 seed in 2021. Illinois stands as one of just 12 schools to advance to the Round of 32 in each the last two NCAA Tournaments, which also marks Illinois' first time advancing in consecutive NCAA Tournaments in 16 years.

Underwood coached junior Kofi Cockburn, the most dominant player in college basketball, to consensus first-team All-America honors in 2022. Cockburn was the only player in the country to average 20+ points and 10+ rebounds, becoming the first Illini to do so in the last 50 years. Cockburn joined Ayo Dosunmu as the only AP first-team All-Americans in school history, players mentored by Underwood in back-to-back seasons.

Underwood's fourth Illini team in 2021 put together one of the best seasons in school history, ending the year ranked No. 2 in the final AP poll, winning the Big Ten Tournament championship, and earning a No. 1 seed in the NCAA Tournament.

Illinois went 16-4 in conference play to mark its winningest Big Ten season ever. Illinois led the Big Ten in victories while playing the full conference schedule, but missed out on the regular season title due to an unequal number of games played creating a win percentage differential of .024. The Illini went on to win the Big Ten Tournament, earning the program's first conference tournament title since 2005.

In all, Illinois totaled 19 wins against conference foes in 2021, setting a school record and tying the second-most wins ever by a Big Ten school against league competition in a single season.

Illinois earned the fourth NCAA Tournament No. 1 seed in school history after winning 14 of 15 games over a two-month stretch leading into NCAA March Madness. The remarkable run included seven wins over ranked teams, with five coming against top-10 foes.

Illinois finished the season with a total of six victories over top-10 teams, breaking the previous school record of five set by the 1989 Flyin' Illini.

Illinois had a pair of consensus All-Americans leading the way in 2021. Junior Ayo Dosunmu was a first-team All-America selection by every organization and finalist for every player of the year award. The USA Today National Player of the Year and Bob Cousy Point Guard of the Year, Dosunmu became the first NCAA player since 2010 to average at least 20 points, six rebounds and five assists. Sophomore Kofi Cockburn was a second-team All-America pick by every outlet, totaling 16 double-doubles and standing as the only player in the country to average at least 15 points and nine rebounds on 60+ percent shooting.

The Big Ten has been the nation's preeminent conference in recent years. It was ranked No. 1 by kenpom in 2020 and 2021, and received a league-record nine NCAA Tournament bids in 2021 and 2022. Yet no team has fared better in the conference during this stretch than the Fighting Illini, who are 44-16 (.733) in Big Ten play the last three years of the Underwood era. Illinois owns the most wins and best winning percentage in the league over the last three Big Ten campaigns.

The 44 Big Ten victories mark the winningest three-year run in school history, and the sixth-winningest three-year stretch by any Big Ten school in conference play. Illinois has won at least 13 Big Ten games in three straight years for the first time in program history, with Underwood claiming Illinois' two all-time winningest Big Ten seasons (16 in 2021, 15 in 2022), and three of the top seven (13 in 2020).

Brad and his wife, Susan, have a son, Tyler, and two daughters, Katie and Ashley. Tyler is in his second year on the Illinois staff as director of recruiting and scouting after playing four seasons with the Fighting Illini. Katie is a U of I student, and Ashley attends Miami-Ohio.

Complete Underwood Bio Available at [FightingIllini.com](https://fightingillini.com)

## UNDERWOOD'S DIVISION I HEAD COACHING RECORD

Season	School	Overall	Conf. (Finish)	Postseason
2013-14	Stephen F. Austin	32-3	18-0 (1st)	NCAA Round of 32
2014-15	Stephen F. Austin	29-5	17-1 (1st)	NCAA First Round
2015-16	Stephen F. Austin	28-6	18-0 (1st)	NCAA Round of 32
2016-17	Oklahoma State	20-13	9-9 (5th)	NCAA First Round
2017-18	Illinois	14-18	4-14 (11th)	—
2018-19	Illinois	12-21	7-13 (10th)	—
2019-20	Illinois	21-10	13-7 (4th)	Canceled Due to COVID-19
2020-21	Illinois	24-7	16-4 (2nd*)	NCAA Round of 32
2021-22	Illinois	23-10	15-5 (1st)	NCAA Round of 32
2022-23	Illinois	9-5	0-3	
<b>At Illinois</b>	<b>6th Year</b>	<b>103-71 (.592)</b>		
<b>Career</b>	<b>10th Year</b>	<b>212-98 (.684)</b>		

\*Illinois led the Big Ten in wins while playing the full conference schedule in 2021, but because of an uneven number of games played, finished as runner-up by a winning percentage differential of .024



# 55 SKYY CLARK

FRESHMAN // GUARD // 6-3 // 200

LOS ANGELES, CALIF. // MONTVERDE ACADEMY (FLA.)

## 2022-23

- Started first 12 games, and ranks sixth on team in scoring at 7.0 ppg
- Fifth on Illini in rebounding (3.7 rpg) and third in assists (2.1 apg)
- Fourth on team with 15 three-pointers
- 11 points and career-high 7 rebounds vs. Penn State (12/10)
- Season-high 19 points (8-9 FG, 3-4 3FG) with 4 assists vs. Lindenwood (11/25)
- 8 points with 4 boards vs. #16 Virginia (11/20)
- 10 points and 5 rebounds in win over #8 UCLA (11/18)
- Season-high 6 assists vs Monmouth (11/14)
- First double-digit scoring game vs Kansas City (11/11), totaling 10 points with 5 boards

## HIGH SCHOOL

- Top-40 recruit ranked No. 25 by ESPN, No. 33 by 247Sports Composite, No. 37 by On3 Consensus and No. 38 by Rivals
- Selected to 2022 Jordan Brand Classic All-Star Game
- Spent his senior year at Montverde Academy, which won the Geico Nationals championship
- Saw limited action at Montverde while recovering from a knee injury
- Attended Ensworth High School in Nashville as a junior, averaging 26.4 points, 4.7 rebounds and 3.5 assists
- Began his prep career at Heritage Christian in Northridge, California

## PERSONAL

- Born July 29, 2003 in Minneapolis
- Enrolled in the Division of General Studies (undeclared)

## GAME-BY-GAME STATISTICS

Date	Opponent	GS	MIN	FIELD GOALS		THREES		FREE THROWS		REBOUNDS			RPG	PF	A	TO	B	S	POINTS	
				FG	FG%	3FG	3%	FT	FT%	OFF	DEF	REB							PTS	PPG
11/07/22	Eastern Illinois	*	23	1-3	.333	1-3	.333	0-0	.000	1	4	5	5.0	3	1	5	0	1	3	3.0
11/11/22	Kansas City	*	24	2-3	.667	1-2	.500	5-5	1.000	0	5	5	5.0	2	2	0	0	2	10	6.5
11/14/22	Monmouth	*	21	2-2	1.000	1-1	1.000	2-2	1.000	0	1	1	3.7	3	6	2	0	0	7	6.7
11/18/22	vs UCLA	*	28	3-7	.429	1-4	.250	3-3	1.000	0	5	5	4.0	4	1	4	0	1	10	7.5
11/20/20	vs Virginia	*	22	2-4	.500	2-4	.500	2-2	1.000	2	2	4	4.0	3	1	2	0	0	8	7.6
11/25/22	Lindenwood	*	25	8-9	.889	3-4	.750	0-2	.000	0	3	3	3.8	3	4	2	1	1	19	9.5
11/29/22	Syracuse	*	30	0-10	.000	0-7	.000	2-4	.500	0	5	5	4.0	3	3	0	0	2	2	8.4
12/02/22	at Maryland	*	31	2-5	.400	1-3	.333	1-1	1.000	1	2	3	3.9	2	2	3	0	0	6	8.1
12/06/22	vs. Texas	*	21	2-5	.400	1-2	.500	0-0	.000	0	4	4	3.9	3	1	4	0	0	5	7.8
12/10/22	Penn St.	*	32	4-8	.500	3-6	.500	0-0	.000	1	6	7	4.2	1	2	1	1	0	11	8.1
12/17/22	Alabama A&M	*	21	3-7	.429	1-5	.200	1-3	.333	0	1	1	3.9	5	0	2	0	0	8	8.1
12/22/22	vs Missouri	*	19	0-4	.000	0-1	.000	0-0	.000	1	1	2	3.8	2	2	0	0	0	0	7.4
12/29/22	Bethune-Cookman	DNP-Inj.																		
01/04/23	at Northwestern		20	1-6	.167	0-3	.000	0-1	.000	0	3	3	3.7	2	2	2	0	0	2	7.0
01/07/23	Wisconsin																			
01/10/23	at Nebraska																			
01/13/23	Michigan St.																			
01/16/23	at Minnesota																			
01/19/23	Indiana																			
01/24/23	Ohio St.																			
01/28/23	at Wisconsin																			
01/31/23	Nebraska																			
02/04/23	at Iowa																			
02/07/23	Minnesota																			
02/11/23	Rutgers																			
02/14/23	at Penn St.																			
02/18/23	vs Indiana																			
02/23/23	Northwestern																			
02/26/23	at Ohio St.																			
03/02/23	Michigan																			
03/05/23	at Purdue																			

## CAREER/SEASON HIGHS

**PTS: 19**  
vs. Lindenwood (11/25/22)

**FG: 8**  
vs. Lindenwood (11/25/22)

**FG ATT: 10**  
vs. Syracuse (11/29/22)

**3-PT: 3 (twice)**  
last vs. Penn State (12/10/22)

**3-PT ATT: 7**  
vs. Syracuse (11/29/22)

**FT: 5**  
vs. Kansas City (11/11/22)

**FT ATT: 5**  
vs. Kansas City (11/11/22)

**REB: 7**  
vs. Penn State (12/10/22)

**AST: 6**  
vs. Monmouth (11/14/22)

**STL: 2 (twice)**  
last vs. Syracuse (11/29/22)

**BLK: 1 (twice)**  
last vs. Penn State (12/10/22)

**MIN: 32:22**  
vs. Penn State (12/10/22)

## CAREER STATISTICS

	G	GS	MIN	AVG	FIELD GOALS			THREE-POINTERS			FREE THROWS			OREB.	REBOUNDS		AVG.	PF	FO	AST	AST/G	TO	BLK	STL	PTS	PPG
					FG	FGA	PCT	3PM	3PA	PCT.	FTM	FTA	PCT.		DREB.	REB.										
2022-23	13	12	317	24.4	30	73	.411	15	45	.333	16	23	.696	6	42	48	3.7	36	1	27	2.1	27	2	7	91	7.0



# 42 DAIN DAINJA

REDSHIRT SOPHOMORE // FORWARD // 6-9 // 270

BROOKLYN PARK, MINN. // PARK CENTER H.S. // BAYLOR

## 2022-23

- Illinois' second-leading scorer and rebounder, averaging 10.6 ppg and 5.7 rpg
- Shooting 74.1% from the field (63-85), ranking 12th nationally in 2-point percentage
- Leads team with 18 blocked shots (1.3 bpg)
- 9 points, 9 rebounds and 3 blocks at Northwestern (1/4)
- Career-high 22 (8-10 FG) with 4 blocks and career-high 4 steals vs. Bethune-Cookman (12/29)
- 9 points on 4-4 FG and six boards vs. Missouri (12/22)
- 9 points and six rebounds in win over #2 Texas (12/6)
- 13 points on 6-6 FG in win over #8 UCLA (11/18)
- 15 points and two blocks vs. Monmouth (11/14)
- Career highs of 20 points, 15 rebounds and 5 blocks vs. Kansas City (11/11)
- 17 points and 10 boards for first career double-double in UI debut vs. Eastern Illinois (11/7)

## 2021-22 (AT BAYLOR)

- Appeared in Baylor's first three games of the season, totaling six points and three rebounds in nine minutes, before electing to transfer
- Transferred to Illinois at the semester break and practiced with the Illini during the spring semester

## 2020-21 (AT BAYLOR)

- Sat out the season as a redshirt during Baylor's run to the 2021 NCAA Championship

## HIGH SCHOOL

- Top-100 recruit in Class of 2020, ranked No. 52 by ESPN and No. 91 by 247Sports
- Led Park Center to a 23-5 record, conference title, and 5AAAA section final as a senior before the season was cut short by the COVID-19 pandemic
- Second-team All-State by the Associated Press

## PERSONAL

- Born July 16, 2002 in Chicago
- Majoring in sociology

## GAME-BY-GAME STATISTICS

Date	Opponent	GS	MIN	FIELD GOALS		THREES		FREE THROWS		REBOUNDS				PF	A	T	B	S	POINTS	
				FG	FG%	3FG	3%	FT	FT%	OFF	DEF	REB	RPG						PTS	PPG
11/07/22	Eastern Illinois	16	8-9	.889	0-0	.000	1-4	.250	4	6	10	10.0	2	0	2	0	17	17.0		
11/11/22	Kansas City	23	9-11	.818	0-0	.000	2-5	.400	5	10	15	12.5	1	0	3	5	1	20	18.5	
11/14/22	Monmouth	18	7-9	.778	0-0	.000	1-2	.500	1	3	4	9.7	2	1	2	2	2	15	17.3	
11/18/22	vs UCLA	18	6-6	1.000	0-0	.000	1-1	1.000	0	3	3	8.0	3	0	4	0	1	13	16.3	
11/20/20	vs Virginia	18	2-5	.400	0-0	.000	1-2	.500	1	5	6	7.6	1	0	0	0	1	5	14.0	
11/25/22	Lindenwood	17	3-4	.750	0-0	.000	2-2	1.000	3	1	4	7.0	0	0	2	0	3	8	13.0	
11/29/22	Syracuse	17	1-4	.250	0-0	.000	1-2	.500	2	0	2	6.3	3	1	1	1	0	3	11.6	
12/02/22	at Maryland	21	4-6	.667	0-0	.000	0-0	.000	1	4	5	6.1	2	0	3	0	0	8	11.1	
12/06/22	vs. Texas	16	3-5	.600	0-0	.000	3-6	.500	3	3	6	6.1	4	1	3	1	1	9	10.9	
12/10/22	Penn St.	12	2-3	.667	0-0	.000	2-7	.286	0	2	2	5.7	1	1	0	0	0	6	10.4	
12/17/22	Alabama A&M	12	2-3	.667	0-0	.000	0-0	.000	1	1	2	5.4	1	0	1	0	0	4	9.8	
12/22/22	vs Missouri	16	4-4	1.000	0-0	.000	1-2	.500	3	3	6	5.4	3	0	2	0	0	9	9.8	
12/29/22	Bethune-Cookman	* 26	8-10	.800	0-0	.000	6-11	.545	4	2	6	5.5	1	2	2	4	4	22	10.7	
01/04/23	at Northwestern	* 24	4-6	.667	0-0	.000	1-2	.500	3	6	9	5.7	2	0	2	3	0	9	10.6	
01/07/23	Wisconsin																			
01/10/23	at Nebraska																			
01/13/23	Michigan St.																			
01/16/23	at Minnesota																			
01/19/23	Indiana																			
01/24/23	Ohio St.																			
01/28/23	at Wisconsin																			
01/31/23	Nebraska																			
02/04/23	at Iowa																			
02/07/23	Minnesota																			
02/11/23	Rutgers																			
02/14/23	at Penn St.																			
02/18/23	vs Indiana																			
02/23/23	Northwestern																			
02/26/23	at Ohio St.																			
03/02/23	Michigan																			
03/05/23	at Purdue																			

## CAREER HIGHS

**PTS: 22**  
vs. Bethune-Cookman (12/29/22)

**FG: 9**  
vs. Kansas City (11/11/22)

**FG ATT: 11**  
vs. Kansas City (11/11/22)

**3-PT: 0**

**3-PT ATT: 0**

**FT: 6**  
vs. Bethune-Cookman (12/29/22)

**FT ATT: 11**  
vs. Bethune-Cookman (12/29/22)

**REB: 15**  
vs. Kansas City (11/11/22)

**AST: 2**  
vs. Bethune-Cookman (12/29/22)

**STL: 4**  
vs. Bethune-Cookman (12/29/22)

**BLK: 5**  
vs. Kansas City (11/11/22)

**MIN: 25:45**  
vs. Bethune-Cookman (12/29/22)

## SEASON HIGHS

**PTS: 22**  
vs. Bethune-Cookman (12/29/22)

**FG: 9**  
vs. Kansas City (11/11/22)

**FG ATT: 11**  
vs. Kansas City (11/11/22)

**3-PT: 0**

**3-PT ATT: 0**

**FT: 6**  
vs. Bethune-Cookman (12/29/22)

**FT ATT: 11**  
vs. Bethune-Cookman (12/29/22)

**REB: 15**  
vs. Kansas City (11/11/22)

**AST: 2**  
vs. Bethune-Cookman (12/29/22)

**STL: 4**  
vs. Bethune-Cookman (12/29/22)

**BLK: 5**  
vs. Kansas City (11/11/22)

**MIN: 25:45**  
vs. Bethune-Cookman (12/29/22)

## CAREER STATISTICS AT BAYLOR

	G	GS	MIN	AVG	FG	FGA	PCT	THREE-POINTERS	PCT	FREE THROWS	PCT	REBOUNDS	AVG	PF	FO	AST	AST/G	TO	BLK	STL	PTS	PPG
2021-22	3	0	9	3.0	2	4	.500	0	0	2	.667	2	1.0	1	0	0	0.0	2	1	0	6	2.0

## CAREER STATISTICS AT ILLINOIS

2022-23	14	2	254	18.1	63	85	.741	0	0	22	.478	31	5.7	26	0	6	0.4	25	18	13	148	10.6
---------	----	---	-----	------	----	----	------	---	---	----	------	----	-----	----	---	---	-----	----	----	----	-----	------

## COMBINED CAREER STATISTICS

Total	17	2	262	15.4	65	89	.730	0	0	24	.490	33	4.9	27	0	6	0.4	27	19	13	154	9.1
-------	----	---	-----	------	----	----	------	---	---	----	------	----	-----	----	---	---	-----	----	----	----	-----	-----



# 3 JAYDEN EPPS

FRESHMAN // GUARD // 6-2 // 190  
NORFOLK, VA. // COMBINE ACADEMY (N.C.)

## 2022-23

- Fourth on team in scoring, averaging 9.4 ppg
- Third on Illini with 21 three-pointers
- Scored in double figures for ninth time with 11 points at Northwestern (1/4)
- 12 points vs. Missouri (12/22)
- 11 points in win over #2 Texas (12/2), including five in final minute – baseline 3-pointer at :33 to bring UI within two – and pair of free throws at :08 left to force overtime – and runner to put Illini up three with 1:06 left in OT.
- 11 points with three 3-pointers in win over Syracuse (11/29)
- 12 points and season-high 3 steals vs. Lindenwood (11/25)
- Team-high 14 points with 4 rebounds vs. #16 Virginia (11/20)
- Season-high 21 points with 5 three-pointers vs. Monmouth (11/14)
- First double-digit scoring game vs. Kansas City (11/11), totaling 13 points

## HIGH SCHOOL

- Top-100 recruit ranked No. 72 by 247Sports Composite, No. 79 by On3 Consensus, No. 83 by ESPN and No. 90 by Rivals
- 2022 Iverson Roundball Classic All-Star Game
- Played his final year at Combine Academy in Lincolnton, North Carolina
- Led Combine to the 2022 Hoop State championship, going on a scoring spree during a fourth-quarter comeback and hitting the game winner at the buzzer
- Averaged 18 points, four rebounds and five assists while helping Combine to a 26-8 record
- Prior to Combine, attended King's Fork High School in Suffolk, Virginia
- Averaged 26 points, six rebounds, six assists and four steals as a sophomore
- Led King's Fork to share of the 2020 Virginia Class 4A state title

## PERSONAL

- Born Nov. 12, 2003
- Enrolled in the Division of General Studies (undeclared)

## GAME-BY-GAME STATISTICS

Date	Opponent	GS	MIN	FIELD GOALS		THREES		FREE THROWS		REBOUNDS			RPG	PF	A	TO	B	S	POINTS	
				FG	FG%	3FG	3%	FT	FT%	OFF	DEF	REB							PTS	PPG
11/07/22	Eastern Illinois	24	1-4	.250	0-2	.000	0-0	.000	0	1	1	1.0	3	3	1	0	0	2	2.0	
11/11/22	Kansas City	24	4-9	.444	2-5	.400	3-4	.750	0	3	3	2.0	0	3	0	0	1	13	7.5	
11/14/22	Monmouth	24	8-12	.667	5-9	.556	0-0	.000	0	0	0	1.3	1	1	0	0	1	21	12.0	
11/18/22	vs UCLA	23	1-6	.167	0-3	.000	2-2	1.000	0	4	4	2.0	1	2	1	0	0	4	10.0	
11/20/20	vs Virginia	27	6-13	.462	2-5	.400	0-0	.000	1	3	4	2.4	4	0	0	0	2	14	10.8	
11/25/22	Lindenwood	24	5-8	.625	2-5	.400	0-0	.000	0	0	0	2.0	0	1	3	0	3	12	11.0	
11/29/22	Syracuse	26	4-7	.571	3-6	.500	0-0	.000	0	1	1	1.9	2	0	0	0	0	11	11.0	
12/02/22	at Maryland	10	1-5	.200	0-2	.000	0-0	.000	0	0	0	1.6	4	1	1	0	0	2	9.9	
12/06/22	vs. Texas	31	2-7	.286	1-2	.500	6-8	.750	0	3	3	1.8	0	3	2	1	0	11	10.0	
12/10/22	Penn St.	25	1-5	.200	1-2	.500	0-0	.000	0	3	3	1.9	1	0	3	1	0	3	9.3	
12/17/22	Alabama A&M	* 27	2-6	.333	1-3	.333	0-0	.000	1	3	4	2.1	2	1	3	0	1	5	8.9	
12/22/22	vs Missouri	29	4-13	.308	2-8	.250	2-2	1.000	0	2	2	2.1	0	1	3	0	0	12	9.2	
12/29/22	Bethune-Cookman	21	4-7	.571	1-3	.333	1-1	1.000	0	0	0	1.9	3	2	0	1	0	10	9.2	
01/04/23	at Northwestern	22	5-12	.417	1-5	.200	0-0	.000	1	1	2	1.9	5	1	2	0	1	11	9.4	
01/07/23	Wisconsin																			
01/10/23	at Nebraska																			
01/13/23	Michigan St.																			
01/16/23	at Minnesota																			
01/19/23	Indiana																			
01/24/23	Ohio St.																			
01/28/23	at Wisconsin																			
01/31/23	Nebraska																			
02/04/23	at Iowa																			
02/07/23	Minnesota																			
02/11/23	Rutgers																			
02/14/23	at Penn St.																			
02/18/23	vs Indiana																			
02/23/23	Northwestern																			
02/26/23	at Ohio St.																			
03/02/23	Michigan																			
03/05/23	at Purdue																			

## CAREER/SEASON HIGHS

**PTS: 21**  
vs. Monmouth (11/14/22)

**FG: 8**  
vs. Monmouth (11/14/22)

**FG ATT: 13 (twice)**  
last vs. Missouri (12/22/22)

**3-PT: 5**  
vs. Monmouth (11/14/22)

**3-PT ATT: 9**  
vs. Monmouth (11/14/22)

**FT: 6**  
vs. Texas (12/6/22)

**FT ATT: 8**  
vs. Texas (12/6/22)

**REB: 4 (three times)**  
last vs. Alabama A&M (12/17/22)

**AST: 3 (three times)**  
last vs. Texas (12/6/22)


**STL: 3**  
vs. Lindenwood (11/25/22)

**BLK: 1 (three times)**  
last vs. Bethune-Cookman (12/29/22)

**MIN: 31:33**  
vs. Texas (12/6/22)

## CAREER STATISTICS

	G	GS	MIN	AVG	FIELD GOALS			THREE-POINTERS			FREE THROWS			OREB.	REBOUNDS		AVG.	PF	FO	AST	AST/G	TO	BLK	STL	PTS	PPG
					FG	FGA	PCT	3PM	3PA	PCT	FTM	FTA	PCT		DREB.	REB.										
2022-23	14	1	337	24.1	48	114	.421	21	60	.350	14	17	.824	3	24	27	1.9	26	1	19	1.4	19	3	9	131	9.4



# 10 LUKE GOODE

SOPHOMORE // GUARD // 6-7 // 200  
FORT WAYNE, IND. // HOMESTEAD H.S.

## 2022-23

- Currently sidelined after surgery to repair a bone fracture in left foot suffered Oct. 22

## 2021-22

- Played in 28 games, averaging 2.0 points and 1.8 rebounds
- Shot 37.2% from 3-point range (16-43)
- Six points on pair of 3-pointers and tied season high with five boards in NCAA Tournament second round vs. No. 15 Houston (3/20/22)
- Season-high nine points (3-4 3FG) and team-high four rebounds in season-best 28 minutes in win over No. 10 Michigan State (1/25/22)

## HIGH SCHOOL

- Top-100 recruit ranked No. 82 by ESPN, No. 100 by 247Sports Composite and No. 110 by Rivals
- Averaged 19.4 points, 8.3 rebounds, 5.0 assists and 1.2 steals while shooting 40.4% from 3-point range as a senior
- First-team All-State by the Associated Press
- Winningest player in Homestead history (79), ranking No. 2 on the school's career scoring list (1,480 points), No. 1 in made 3-pointers (232), No. 4 in rebounds (499) and No. 4 in assists (293)
- Suma Cum Laude, National Honor Society member and Distinguished Honor Roll seven of eight semesters

## PERSONAL

- Born Aug. 24, 2002
- Majoring in business

## GAME-BY-GAME STATISTICS

Date	Opponent	GS	MIN	FIELD GOALS		THREES		FREE THROWS		REBOUNDS			PF	A	T	B	S	POINTS	
				FG	FG%	3FG	3%	FT	FT%	OFF	DEF	REB	RPG					PTS	PPG
11/07/22	Eastern Illinois	DNP	Inj.																
11/11/22	Kansas City	DNP	Inj.																
11/14/22	Monmouth	DNP	Inj.																
11/18/22	vs UCLA	DNP	Inj.																
11/20/22	vs Virginia	DNP	Inj.																
11/25/22	Lindenwood	DNP	Inj.																
11/29/22	Syracuse	DNP	Inj.																
12/02/22	at Maryland	DNP	Inj.																
12/06/22	vs. Texas	DNP	Inj.																
12/10/22	Penn St.	DNP	Inj.																
12/17/22	Alabama A&M	DNP	Inj.																
12/22/22	vs Missouri	DNP	Inj.																
12/29/22	Bethune-Cookman	DNP	Inj.																
01/04/23	at Northwestern	DNP	Inj.																
01/07/23	Wisconsin																		
01/10/23	at Nebraska																		
01/13/23	Michigan St.																		
01/16/23	at Minnesota																		
01/19/23	Indiana																		
01/24/23	Ohio St.																		
01/28/23	at Wisconsin																		
01/31/23	Nebraska																		
02/04/23	at Iowa																		
02/07/23	Minnesota																		
02/11/23	Rutgers																		
02/14/23	at Penn St.																		
02/18/23	vs Indiana																		
02/23/23	Northwestern																		
02/26/23	at Ohio St.																		
03/02/23	Michigan																		
03/05/23	at Purdue																		

## CAREER HIGHS

**PTS: 9**  
vs. Michigan State (1/25/22)

**FG: 3**  
vs. Michigan State (1/25/22)

**FG ATT: 7**  
vs. Houston (3/20/22)

**3-PT: 3**  
vs. Michigan State (1/25/22)

**3-PT ATT: 5**  
vs. Houston (3/20/22)

**FT: 2 (twice)**  
last at Minnesota (1/4/22)

**FT ATT: 2 (twice)**  
last at Minnesota (1/4/22)

**REB: 5 (twice)**  
last vs. Houston (3/20/22)

**AST: 2 (twice)**  
last vs. Michigan State (1/25/22)

**STL: 1**  
vs. Notre Dame (11/29/21)

**BLK: 1 (three times)**  
last vs. Houston (3/20/22)

**MIN: 27:11**  
vs. Michigan State (1/25/22)

## SEASON HIGHS

**PTS:**

**FG:**

**FG ATT:**

**3-PT:**

**3-PT ATT:**

**FT:**

**FT ATT:**

**REB:**

**AST:**


**STL:**

**BLK:**

**MIN:**

## CAREER STATISTICS

SEAN CHATFIELD																										
	G	GS	MIN	AVG	FIELD GOALS			THREE-POINTERS			FREE THROWS			REBOUNDS												
					FG	FGA	PCT	3PM	3PA	PCT	FTM	FTA	PCT	OREB.	DREB.	REB.	AVG.	PF	FO	AST	AST/G	TO	BLK	STL	PTS	PPG
2021-22	28	0	249	8.9	18	55	.327	16	43	.372	4	6	.667	16	33	49	1.8	24	0	15	0.5	9	4	1	56	2.0
2022-23	0	0	0	0.0	0	0	.000	0	0	.000	0	0	.000	0	0	0	0.0	0	0	0.0	0	0	0	0	0.0	
Total	28	0	249	8.9	18	55	.327	16	43	.372	4	6	.667	16	33	49	1.8	24	0	15	0.5	9	4	1	56	2.0



# 1 SENCIRE HARRIS

FRESHMAN // GUARD // 6-4 // 160  
CANTON, OHIO // ST. VINCENT-ST. MARY H.S.

## 2022-23

- Has played in all 14 games, averaging 4.6 ppg and 2.1 rpg
- Earned first start vs. Bethune-Cookman (12/29), scoring career-high 12 points
- 8 points and 5 rebounds vs. Missouri (12/22)
- Career- and game-high 8 rebounds vs. Alabama A&M (12/17)
- 4 points, 3 rebounds and 2 steals vs. Penn State (12/10)
- 5 points and 2 blocks and team-high +13 in win over #2 Texas (12/6)
- 7 points, 2 assist and 2 steals vs. Lindenwood (11/25)
- +7 in 9 minutes vs. #16 Virginia (11/20)
- +16 in just 9 minutes (4 points, 2 steals) to spur comeback win over #8 UCLA (11/18)
- 6 points on two triples vs. Monmouth (11/14)
- 6 points on pair of 3-pointers vs. Kansas City (11/11)
- 9 points and 3 steals in college debut vs. Eastern Illinois (11/7)

## HIGH SCHOOL

- Top-100 recruit ranked No. 62 by Rivals, No. 83 by ESPN, No. 93 by Top247 and No. 94 by On3 Consensus
- Averaged 20.1 points, 5.7 rebounds, 3.9 assists and 3.8 steals as a senior
- Led St. Vincent-St. Mary to back-to-back Ohio Division II state championships as a junior and senior
- Player of the Year by Cleveland.com
- All-Ohio Co-Player of the Year by the OHSAA and Ohio Prep Sportswriters Association

## PERSONAL

- Born Sept. 28, 2002
- Enrolled in the Division of General Studies (undeclared)

## GAME-BY-GAME STATISTICS

Date	Opponent	GS	MIN	FIELD GOALS		THREES		FREE THROWS		REBOUNDS			PF	A	TO	B	S	POINTS	
				FG	FG%	3FG	3%	FT	FT%	OFF	DEF	REB						PTS	PPG
11/07/22	Eastern Illinois	15	4-9	.444	1-2	.500	0-2	.000	2	1	3	3.0	2	1	0	1	3	9	9.0
11/11/22	Kansas City	12	2-5	.400	2-4	.500	0-2	.000	0	1	1	2.0	1	0	3	0	0	6	7.5
11/14/22	Monmouth	20	2-3	.667	2-3	.667	0-0	.000	0	0	0	1.3	1	0	1	0	1	6	7.0
11/18/22	vs UCLA	9	2-3	.667	0-0	.000	0-0	.000	0	0	0	1.0	1	1	0	0	2	4	6.3
11/20/20	vs Virginia	9	1-3	.333	0-1	.000	1-2	.500	1	1	2	1.2	2	1	0	1	0	3	5.6
11/25/22	Lindenwood	18	3-7	.429	1-5	.200	0-0	.000	1	0	1	1.2	2	2	1	0	2	7	5.8
11/29/22	Syracuse	4	0-1	.000	0-1	.000	0-0	.000	0	0	0	1.0	1	0	0	0	0	0	5.0
12/02/22	at Maryland	6	0-0	.000	0-0	.000	0-0	.000	0	0	0	0.9	0	0	0	0	0	0	4.4
12/06/22	vs. Texas	18	2-4	.500	0-0	.000	1-4	.250	2	0	2	1.0	0	1	0	2	0	5	4.4
12/10/22	Penn St.	20	2-3	.667	0-1	.000	0-0	.000	2	1	3	1.2	3	1	0	1	2	4	4.4
12/17/22	Alabama A&M	16	0-6	.000	0-3	.000	0-0	.000	2	6	8	1.8	1	0	1	1	1	0	4.0
12/22/22	vs Missouri	18	3-4	.750	1-1	1.000	1-2	.500	2	3	5	2.1	1	1	0	0	1	8	4.3
12/29/22	Bethune-Cookman *	24	5-7	.714	2-3	.667	0-1	.000	0	4	4	2.2	4	3	2	1	0	12	4.9
01/04/23	at Northwestern *	9	0-1	.000	0-1	.000	0-0	.000	0	0	0	2.1	4	1	0	0	0	0	4.6
01/07/23	Wisconsin																		
01/10/23	at Nebraska																		
01/13/23	Michigan St.																		
01/16/23	at Minnesota																		
01/19/23	Indiana																		
01/24/23	Ohio St.																		
01/28/23	at Wisconsin																		
01/31/23	Nebraska																		
02/04/23	at Iowa																		
02/07/23	Minnesota																		
02/11/23	Rutgers																		
02/14/23	at Penn St.																		
02/18/23	vs Indiana																		
02/23/23	Northwestern																		
02/26/23	at Ohio St.																		
03/02/23	Michigan																		
03/05/23	at Purdue																		

## CAREER/SEASON HIGHS

**PTS: 12**  
vs. Bethune-Cookman (12/29/22)

**FG: 5**  
vs. Bethune-Cookman (12/29/22)

**FG ATT: 9**  
vs. Eastern Illinois (11/7/22)

**3-PT: 2 (three times)**  
last vs. Bethune-Cookman (12/29/22)

**3-PT ATT: 5**  
vs. Lindenwood (11/25/22)

**FT: 1 (three times)**  
last vs. Missouri (12/22/22)

**FT ATT: 4**  
vs. Texas (12/6/22)

**REB: 8**  
vs. Alabama A&M (12/17/22)

**AST: 3**  
vs. Bethune-Cookman (12/29/22)


**STL: 3**  
vs. Eastern Illinois (11/7/22)

**BLK: 2**  
vs. Texas (12/6/22)

**MIN: 23:57**  
vs. Bethune-Cookman (12/29/22)

## CAREER STATISTICS

	G	GS	MIN	AVG	FIELD GOALS			THREE-POINTERS			FREE THROWS			OREB.	REBOUNDS		AVG.	PF	FO	AST	AST/G	TO	BLK	STL	PTS	PPG
					FG	FGA	PCT	3PM	3PA	PCT.	FTM	FTA	PCT.		DREB.	REB.										
2022-23	14	2	198	14.1	26	56	.464	9	25	.360	3	13	.231	12	17	29	2.1	23	0	12	0.9	8	7	12	64	4.6



# 33 COLEMAN HAWKINS

JUNIOR // FORWARD // 6-10 // 225  
SACRAMENTO, CALIF. // PROLIFIC PREP

## 2022-23

- Fifth on Illini in scoring (9.3 ppg) and leads team in rebounding (6.4 rpg)
- Also leads team in assists (3.6 apg) and blocks (1.3 bpg) and is second in steals (1.1 spg)
- Third double-double of season with 11 points and 11 rebounds vs. Bethune-Cookman (12/29)
- Game-high 6 assists and 7 boards for third-straight game vs. Penn State (12/10)
- 9 points, team-high 7 boards, 4 assists and 3 blocks in win over #2 Texas (12/6)
- 16 points, 7 boards and career-high tying 4 blocks at #22 Maryland (12/2)
- Fifth triple-double in school history with 15 points, 10 rebounds and career-high 10 assists in win over Syracuse (11/29)
- 10 points, 3 assists and 3 blocks vs. #16 Virginia (11/20)
- 7 assists in win over #8 UCLA (11/18)
- Double-double with career-high 23 points (including career-best 5 threes) and career high-tying 12 rebounds for double-vs. Eastern Illinois (11/7)

## 2021-22

- Played in all 33 games, starting 14
- Sixth on team in scoring at 5.9 ppg and third in rebounding at 4.3 rpg
- Third on Illini in steals (26) and blocks (17)
- 10 points and eight rebounds in NCAA Tournament win over Chattanooga (3/18/22)
- Career-high 18 points with four 3-pointers in Big Ten Tournament vs. Indiana (3/11/22)
- 10 points, team-high four rebounds and three steals vs. No. 22 Ohio State (2/24/22)
- Double-double with 17 points, career-high 12 rebounds and career-best four blocks vs. Arkansas State (11/12/21)
- 13 points, eight rebounds and four steals in first career start vs. Jackson State (11/9/21)

## 2020-21

- Played in 25 games on the season, averaging 6.3 minutes
- Season-high five points in three games: home wins over Purdue (1/2/21) and Penn State (1/19/21) and win at Nebraska (2/12/21)
- 5 points and 4 rebounds in college debut vs. North Carolina A&T (11/25)

## PERSONAL

- Born Dec. 10, 2001
- Majoring in recreation, sport and tourism

## GAME-BY-GAME STATISTICS

Date	Opponent	GS	MIN	FIELD GOALS		THREES		FREE THROWS		REBOUNDS			RPG	PF	A	TO	B	S	POINTS	
				FG	FG%	3FG	3%	FT	FT%	OFF	DEF	REB							PTS	PPG
11/07/22	Eastern Illinois	*	25	8-14	.571	5-8	.625	2-4	.500	5	7	12	12.0	1	3	0	1	2	23	23.0
11/11/22	Kansas City	*	27	3-7	.429	0-3	.000	0-0	.000	2	1	3	7.5	1	2	1	1	2	6	14.5
11/14/22	Monmouth	*	17	1-5	.200	0-1	.000	4-4	1.000	3	2	5	6.7	2	3	5	0	2	6	11.7
11/18/22	vs UCLA	*	35	2-3	.667	0-0	.000	1-2	.500	1	4	5	6.3	2	7	5	2	2	5	10.0
11/20/20	vs Virginia	*	30	4-9	.444	2-5	.400	0-1	.000	1	0	1	5.2	1	3	3	3	0	10	10.0
11/25/22	Lindenwood	*	22	0-2	.000	0-2	.000	0-0	.000	0	5	5	5.2	3	3	6	0	1	0	8.3
11/29/22	Syracuse	*	35	7-11	.636	1-2	.500	0-2	.000	1	9	10	5.9	1	10	2	0	1	15	9.3
12/02/22	at Maryland	*	39	7-17	.412	2-6	.333	0-0	.000	4	3	7	6.0	2	1	1	4	0	16	10.1
12/06/22	vs. Texas	*	42	2-8	.250	1-5	.200	4-6	.667	2	5	7	6.1	2	4	1	3	0	9	10.0
12/10/22	Penn St.	*	32	3-8	.375	0-2	.000	0-0	.000	2	5	7	6.2	2	6	2	0	1	6	9.6
12/17/22	Alabama A&M	*	31	2-5	.400	1-3	.333	4-4	1.000	2	3	5	6.1	1	4	5	2	2	9	9.5
12/22/22	vs Missouri	*	24	2-8	.250	0-6	.000	0-1	.000	3	3	6	6.1	0	0	6	1	1	4	9.1
12/29/22	Bethune-Cookman	*	29	4-7	.571	1-4	.250	2-2	1.000	2	9	11	6.5	0	4	4	1	1	11	9.2
01/04/23	at Northwestern	*	36	4-11	.364	2-6	.333	0-1	.000	2	3	5	6.4	3	1	3	0	0	10	9.3
01/07/23	Wisconsin																			
01/10/23	at Nebraska																			
01/13/23	Michigan St.																			
01/16/23	at Minnesota																			
01/19/23	Indiana																			
01/24/23	Ohio St.																			
01/28/23	at Wisconsin																			
01/31/23	Nebraska																			
02/04/23	at Iowa																			
02/07/23	Minnesota																			
02/11/23	Rutgers																			
02/14/23	at Penn St.																			
02/18/23	vs Indiana																			
02/23/23	Northwestern																			
02/26/23	at Ohio St.																			
03/02/23	Michigan																			
03/05/23	at Purdue																			

## CAREER HIGHS

**PTS: 23**  
vs. Eastern Illinois (11/7/22)

**FG: 8**  
vs. Eastern Illinois (11/7/22)

**FG ATT: 17**  
at Maryland (12/2/22)

**3-PT: 5**  
vs. Eastern Illinois (11/7/22)

**3-PT ATT: 8**  
vs. Eastern Illinois (11/7/22)

**FT: 7**  
vs. Arkansas State (11/12/21)

**FT ATT: 13**  
vs. Arkansas State (11/12/21)

**REB: 12 (twice)**  
last vs. Eastern Illinois (11/7/22)

**AST: 10**  
vs. Syracuse (11/29/22)

**STL: 4**  
vs. Jackson State (11/9/21)

**BLK: 4 (twice)**  
at Maryland (12/2/22)

**MIN: 42:06**  
vs. Texas (12/6/22)

## SEASON HIGHS

**PTS: 23**  
vs. Eastern Illinois (11/7/22)

**FG: 8**  
vs. Eastern Illinois (11/7/22)

**FG ATT: 17**  
at Maryland (12/2/22)

**3-PT: 5**  
vs. Eastern Illinois (11/7/22)

**3-PT ATT: 8**  
vs. Eastern Illinois (11/7/22)

**FT: 4 (three times)**  
last vs. Alabama A&M (12/17/22)

**FT ATT: 6**  
vs. Texas (12/6/22)

**REB: 12**  
vs. Eastern Illinois (11/7/22)

**AST: 10**  
vs. Syracuse (11/29/22)

**STL: 2 (five times)**  
last vs. Alabama A&M (12/17/22)

**BLK: 4**  
at Maryland (12/2/22)

**MIN: 42:06**  
vs. Texas (12/6/22)

## CAREER STATISTICS

	G	GS	MIN	AVG	FIELD GOALS			THREE-POINTERS			FREE THROWS			OREB.	REBOUNDS			AVG.	PF	FO	AST	AST/G	TO	BLK	STL	PTS	PPG
					FG	FGA	PCT	3PM	3PA	PCT.	FTM	FTA	PCT.		DREB.	TOT	REB.										
2020-21	25	0	157	6.3	10	29	.345	3	13	.231	13	19	.684	9	12	21	0.8	16	0	11	0.4	6	9	2	36	1.4	
2021-22	33	14	627	19.0	68	154	.442	19	65	.292	39	60	.650	47	94	141	4.3	62	2	50	1.5	45	17	26	194	5.9	
2022-23	14	14	418	29.9	49	115	.426	15	53	.283	17	27	.630	30	59	89	6.4	21	0	51	3.6	44	18	15	130	9.3	
Total	72	28	1202	16.7	127	298	.426	37	131	.282	69	106	.651	86	165	251	3.5	99	2	112	1.6	95	44	43	360	5.0	



# 12 BRANDON LIEB

JUNIOR // CENTER // 7-0 // 220  
DEERFIELD, ILL. // DEERFIELD H.S.

## 2022-23

- Has appeared in 8 games this season
- 2 points and career-high 4 rebounds vs. Bethune-Cookman (12/29)
- 2 points and 3 boards vs. Alabama A&M (12/17)
- 2 blocks in win over Syracuse (11/29)
- Season-high 3 points with 2 boards vs. Lindenwood (11/25)
- 2 points and 2 rebounds vs. Monmouth (11/14)

## 2021-22

- Academic All-Big Ten selection
- Played in 10 games on the season, totaling eight points and seven rebounds
- Career high-tying four points with two boards vs. Saint Francis PA (12/18/21)
- Career high-tying four points and career-high tying three rebounds vs. Arkansas State (11/12/21)

## 2020-21

- Played in five games, totaling 4 points and 6 rebounds
- Made college debut vs. North Carolina A&T (11/25), totaling 4 points and 3 rebounds

## PERSONAL

- Born April 19, 2002
- Majoring in finance

## GAME-BY-GAME STATISTICS

Date	Opponent	GS	MIN	FIELD GOALS		THREES		FREE THROWS		REBOUNDS				PF	A	TO	B	S	POINTS	
				FG	FG%	3FG	3%	FT	FT%	OFF	DEF	REB	RPG						PTS	PPG
11/07/22	Eastern Illinois	2	0-2	.000	0-0	.000	0-0	.000	0	0	0	0.0	1	0	0	1	0	0	0	0.0
11/11/22	Kansas City	4	0-0	.000	0-0	.000	0-0	.000	1	0	1	0.5	0	0	0	0	0	0	0	0.0
11/14/22	Monmouth	8	1-1	1.000	0-0	.000	0-2	.000	0	2	2	1.0	5	0	2	1	0	2	0.7	
11/18/22	vs UCLA	DNP																		
11/20/20	vs Virginia	DNP																		
11/25/22	Lindenwood	5	1-2	.500	0-0	.000	1-1	1.000	0	2	2	1.3	0	0	0	0	0	3	1.3	
11/29/22	Syracuse	1	0-0	.000	0-0	.000	0-0	.000	0	0	0	1.0	0	0	0	2	0	0	1.0	
12/02/22	at Maryland	DNP																		
12/06/22	vs. Texas	DNP																		
12/10/22	Penn St.	DNP																		
12/17/22	Alabama A&M	2	1-2	.500	0-0	.000	0-1	.000	2	1	3	1.3	1	0	0	0	0	2	1.2	
12/22/22	vs Missouri	DNP																		
12/29/22	Bethune-Cookman	8	1-1	1.000	0-0	.000	0-0	.000	1	3	4	1.7	3	1	1	1	0	2	1.3	
01/04/23	at Northwestern	0	0-0	.000	0-0	.000	0-0	.000	0	0	0	1.5	0	0	0	0	0	0	1.1	
01/07/23	Wisconsin																			
01/10/23	at Nebraska																			
01/13/23	Michigan St.																			
01/16/23	at Minnesota																			
01/19/23	Indiana																			
01/24/23	Ohio St.																			
01/28/23	at Wisconsin																			
01/31/23	Nebraska																			
02/04/23	at Iowa																			
02/07/23	Minnesota																			
02/11/23	Rutgers																			
02/14/23	at Penn St.																			
02/18/23	vs Indiana																			
02/23/23	Northwestern																			
02/26/23	at Ohio St.																			
03/02/23	Michigan																			
03/05/23	at Purdue																			

## CAREER HIGHS

**PTS: 4 (three times)**  
last vs. Saint Francis PA (12/18/21)

**FG: 2 (twice)**  
last vs. Saint Francis PA (12/18/21)

**FG ATT: 3**  
vs. Arkansas State (11/12/21)

**3-PT: 0**

**3-PT ATT: 0**

**FT: 2**  
vs. North Carolina A&T (11/25/20)

**FT ATT: 2 (twice)**  
last vs. Monmouth (11/14/22)

**REB: 4**  
vs. Bethune-Cookman (12/29/22)

**AST: 1 (three times)**  
last vs. Bethune-Cookman (12/29/22)

**STL: 0**

**BLK: 2**  
vs. Syracuse (11/29/22)

**MIN: 8:19**  
vs. Bethune-Cookman (12/29/22)

## SEASON HIGHS

**PTS: 3**  
vs. Lindenwood (11/25/22)

**FG: 1 (four times)**  
last vs. Bethune-Cookman (12/29/22)

**FG ATT: 2 (three times)**  
last vs. Alabama A&M (12/17/22)

**3-PT: 0**

**3-PT ATT: 0**

**FT: 1**  
vs. Lindenwood (11/25/22)

**FT ATT: 2**  
vs. Monmouth (11/14/22)

**REB: 4**  
vs. Bethune-Cookman (12/29/22)

**AST: 1**  
vs. Bethune-Cookman (12/29/22)

**STL: 0**

**BLK: 2**  
vs. Syracuse (11/29/22)

**MIN: 8:19**  
vs. Bethune-Cookman (12/29/22)

## CAREER STATISTICS

	G	GS	MIN	AVG	FIELD GOALS			THREE-POINTERS			FREE THROWS			OREB.	REBOUNDS		AVG.	PF	FO	AST	AST/G	TO	BLK	STL	PTS	PPG
					FG	FGA	PCT	3PM	3PA	PCT.	FTM	FTA	PCT.		OREB.	REB.										
2020-21	5	0	12	2.4	1	7	.143	0	0	.000	2	2	1.000	4	2	6	1.2	0	0	1	0.2	3	1	0	4	0.8
2021-22	10	0	24	2.4	4	5	.800	0	0	.000	0	1	.000	4	3	7	0.7	4	0	1	0.1	1	1	0	8	0.8
2022-23	8	0	30	3.8	4	8	.500	0	0	.000	1	4	.250	4	8	12	1.5	10	1	1	0.1	3	5	0	9	1.1
Total	23	0	66	2.9	9	20	.450	0	0	.000	3	7	.429	12	13	25	1.1	14	1	3	0.1	7	7	0	21	0.9



# 24 MATTHEW MAYER

GRADUATE STUDENT // GUARD/FORWARD // 6-9 // 225  
AUSTIN, TEXAS // WESTLAKE H.S. // BAYLOR

## 2022-23

- Third on team in scoring (10.1 ppg) and fourth on team rebounding (4.5 rpg)
- Leads team in 3-point shooting at 36.2% (25-69)
- Team-high 17 points with 7 boards and career-high 3 blocks at Northwestern (1/4)
- 16 points with four 3-pointers vs. Missouri (12/22)
- Tied season with with 21 points on 9-12 FG and career-high tying 3 blocks with 7 boards vs. Alabama A&M (12/17)
- Team-high 14 points vs. Penn State (12/10)
- Erupted at Madison Square Garden for season-high 21 points on 8-10 FG, including perfect 5-of-5 from 3-point range, with career-high 3 blocks in win over #2 Texas (12/6)
- 11 points and season-high 5 assists in win over #8 UCLA (11/18)

## CAREER (AT BAYLOR)

- Played four years at Baylor where he helped the Bears to the 2021 national championship and back-to-back Big 12 titles and NCAA Tournament No. 1 seeds in 2021 and 2022
- Played in 126 career games, totaling 865 points, 400 rebounds, 112 assists and 109 steals

## 2021-22 (AT BAYLOR)

- Honorable mention All-Big 12
- Started 33 games, posting career best averages of 9.8 points and 5.0 rebounds
- Second on team with 41 steals and third with 33 three-pointers
- Career-high 22 points with four 3-pointers in NCAA first round vs. Norfolk State (3/17/22)
- Career-best 12 rebounds vs. No. 5 Kansas (2/26/22)
- First 20-point game at West Virginia (1/18/22), hitting career-high five treys with four steals

## PERSONAL

- Born Sept. 23, 1999 in Dallas
- Pursuing a strategic brand management graduate certificate
- Earned a bachelor's degree from Baylor in health, kinesiology and leisure studies

## GAME-BY-GAME STATISTICS

Date	Opponent	GS	MIN	FG	FG%	3FG	3%	FT	FT%	OFF	DEF	REB	PF	A	T	B	S	PTS	PPG
11/07/22	Eastern Illinois	*	16	3-9	.333	1-3	.333	0-0	.000	2	2	4	4.0	1	1	2	0	7	7.0
11/11/22	Kansas City	*	13	2-5	.400	1-4	.250	0-0	.000	0	2	2	3.0	3	0	1	1	5	6.0
11/14/22	Monmouth	*	19	1-5	.200	1-5	.200	0-0	.000	0	3	3	3.0	2	2	0	0	3	5.0
11/18/22	vs UCLA	*	23	3-8	.375	2-6	.333	3-4	.750	1	3	4	3.3	2	5	1	0	11	6.5
11/20/20	vs Virginia	*	23	2-7	.286	0-2	.000	0-0	.000	0	4	4	3.4	1	0	0	0	4	6.0
11/25/22	Lindenwood	*	15	2-6	.333	2-5	.400	2-2	1.000	2	7	9	4.3	2	1	1	2	8	6.3
11/29/22	Syracuse	*	21	2-6	.333	0-3	.000	1-2	.500	3	5	8	4.9	1	2	1	0	5	6.1
12/02/22	at Maryland	*	14	1-4	.250	0-1	.000	0-0	.000	1	1	2	4.5	4	0	0	0	2	5.6
12/06/22	vs. Texas	*	28	8-10	.800	5-5	1.000	0-0	.000	0	2	2	4.2	4	1	2	3	21	7.3
12/10/22	Penn St.	*	23	4-11	.364	2-8	.250	4-5	.800	0	3	3	4.1	0	0	1	0	14	8.0
12/17/22	Alabama A&M	*	20	9-12	.750	3-6	.500	0-3	.000	2	5	7	4.4	4	1	1	3	21	9.2
12/22/22	vs Missouri	*	29	6-12	.500	4-8	.500	0-0	.000	2	1	3	4.3	3	1	2	0	16	9.8
12/29/22	Bethune-Cookman	*	23	2-9	.222	1-6	.167	2-2	1.000	1	4	5	4.3	1	1	0	2	7	9.5
01/04/23	at Northwestern	*	30	5-11	.455	3-7	.429	4-4	1.000	0	7	7	4.5	5	0	2	3	17	10.1
01/07/23	Wisconsin																		
01/10/23	at Nebraska																		
01/13/23	Michigan St.																		
01/16/23	at Minnesota																		
01/19/23	Indiana																		
01/24/23	Ohio St.																		
01/28/23	at Wisconsin																		
01/31/23	Nebraska																		
02/04/23	at Iowa																		
02/07/23	Minnesota																		
02/11/23	Rutgers																		
02/14/23	at Penn St.																		
02/18/23	vs Indiana																		
02/23/23	Northwestern																		
02/26/23	at Ohio St.																		
03/02/23	Michigan																		
03/05/23	at Purdue																		

## CAREER HIGHS

**PTS: 22**  
vs. Norfolk State (3/17/22)

**FG: 9**  
vs. Alabama A&M (12/17/22)

**FG ATT: 15**  
vs. Central Arkansas (11/17/21)

**3-PT: 5 (twice)**  
last vs. Texas (12/6/22)

**3-PT ATT: 8 (three times)**  
last vs. Missouri (12/22/22)

**FT: 5 (four times)**  
last vs. Texas (2/12/22)

**FT ATT: 8**  
at Texas Tech (2/16/19)

**REB: 12**  
vs. Kansas (2/26/22)

**AST: 5**  
vs. UCLA (11/18/22)

**STL: 5**  
vs. Central Arkansas (11/17/21)

**BLK: 3 (four times)**  
last at Northwestern (1/4/23)

**MIN: 30 (twice)**  
last at West Virginia (1/18/22)

## SEASON HIGHS

**PTS: 21 (twice)**  
last vs. Alabama A&M (12/17/22)

**FG: 9**  
vs. Alabama A&M (12/17/22)

**FG ATT: 12 (twice)**  
last vs. Missouri (12/22/22)

**3-PT: 5**  
vs. Texas (12/6/22)

**3-PT ATT: 8 (twice)**  
last vs. Missouri (12/22/22)

**FT: 4 (twice)**  
last at Northwestern (1/4/23)

**FT ATT: 5**  
vs. Penn State (12/10/22)

**REB: 9**  
vs. Lindenwood (11/25/22)

**AST: 5**  
vs. UCLA (11/18/22)

**STL: 2 (three times)**  
last vs. Missouri (12/22/22)

**BLK: 3 (three times)**  
last at Northwestern (1/4/23)

**MIN: 29:40**  
at Northwestern (1/4/23)

## CAREER STATISTICS AT BAYLOR

	G	GS	MIN	AVG	FIELD GOALS			THREE-POINTERS			FREE THROWS			REBOUNDS			AVG.	PF	FO	AST	AST/G	TO	BLK	STL	PTS	PPG
					FG	FGA	PCT	3PM	3PA	PCT.	FTM	FTA	PCT.	OREB.	DREB.	REB.										
2018-19	33	0	389	11.8	51	154	.331	20	65	.308	31	47	.660	24	42	66	2.0	34	0	26	0.8	25	8	17	153	4.6
2019-20	30	0	349	11.6	54	128	.422	17	45	.378	20	29	.690	18	39	57	1.9	30	0	23	0.8	21	4	15	145	4.8
2020-21	30	0	469	15.6	92	188	.489	30	76	.395	29	49	.592	30	82	112	3.7	44	0	29	1.0	35	8	36	243	8.1
2021-22	33	33	751	22.8	119	291	.409	44	136	.324	42	60	.700	38	127	165	5.0	81	3	34	1.0	32	26	41	324	9.8
Total	126	33	1959	15.5	316	761	.415	111	322	.345	122	185	.659	110	290	400	3.2	189	3	112	0.9	113	46	109	865	6.9

## CAREER STATISTICS AT ILLINOIS

2022-23	14	14	297	21.2	50	115	.435	25	69	.362	16	22	.727	14	49	63	4.5	33	1	15	1.1	14	13	15	141	10.1
---------	----	----	-----	------	----	-----	------	----	----	------	----	----	------	----	----	----	-----	----	---	----	-----	----	----	----	-----	------

## COMBINED CAREER STATISTICS

Total	140	47	2257	16.1	366	876	.418	136	391	.348	138	207	.667	124	339	463	3.3	222	4	127	0.9	127	59	124	1006	7.2
-------	-----	----	------	------	-----	-----	------	-----	-----	------	-----	-----	------	-----	-----	-----	-----	-----	---	-----	-----	-----	----	-----	------	-----



# 15 RJ MELENDEZ

SOPHOMORE // GUARD // 6-7 // 205

ARECIBO, PUERTO RICO // CENTRAL POINTE CHRISTIAN ACADEMY (FLA.)

## 2022-23

- Started 11 games, averaging 6.8 ppg and 3.1 rpg
- Second on team in steals (1.1 spg)
- 9 points, 4 boards and 2 steals in win over #2 Texas (12/6)
- 13 points with career-high 7 rebounds and career-best 3 steals at #22 Maryland (12/2)
- 15 points, season-high 6 rebounds and 2 steals in win over Syracuse (11/29)
- Career-high 17 points (7-11 FG) with 4 boards vs. Lindenwood (11/25)
- 8 points with pair of threes vs. #16 Virginia (11/20)
- 9 points and 5 rebounds vs. Monmouth (11/14)
- 8 points vs. Kansas City (11/11)
- Career-high 3 blocks in opener vs. Eastern Illinois (11/7)

## 2021-22

- Played in 22 games, averaging 3.8 points and 1.7 rebounds
- Nine points and three assists in NCAA Tournament vs. No. 15 Houston (3/20/22)
- 10 points in 11 minutes at Rutgers (2/16/22)
- Set season highs with 14 points, six rebounds and two steals in win over Northwestern (2/13/22)
- Eight points on 3-3 FG at No. 3 Purdue (2/8/22)
- Six points and three rebounds in win at Northwestern (1/29/22)
- First career start in Big Ten/ACC Challenge win over Notre Dame (11/29/21), hitting two 3-pointers for six points

## HIGH SCHOOL

- Four-star recruit ranked No. 56 by ESPN, No. 93 by 247Sports Composite and No. 117 by Rivals
- Averaged 24.3 points, 6.1 rebounds, 3.4 assists, 2.2 steals and 2.3 blocks as a senior, leading Central Pointe (CPCA) to a 33-7 record
- Sunshine Independent Athletic Association (SIAA) Player of the Year and first-team All-SIAA
- Finished his career as CPCA's all-time leading scorer with 2,006 points

## PERSONAL

- Born Dec. 3, 2002
- Majoring in recreation, sport and tourism

## GAME-BY-GAME STATISTICS

Date	Opponent	GS	MIN	FG	FG%	3FG	3%	FT	FT%	OFF	DEF	REB	RPG	PF	A	T	B	S	PTS	PPG
11/07/22	Eastern Illinois	*	20	0-5	.000	0-5	.000	1-2	.500	1	1	2	2.0	1	0	2	3	2	1	1.0
11/11/22	Kansas City	*	21	2-7	.286	1-3	.333	3-3	1.000	2	1	3	2.5	2	2	0	0	2	8	4.5
11/14/22	Monmouth	*	15	4-7	.571	1-3	.333	0-0	.000	1	4	5	3.3	3	2	2	0	2	9	6.0
11/18/22	vs UCLA	*	18	1-4	.250	1-3	.333	0-0	.000	1	0	1	2.8	0	0	3	1	0	3	5.3
11/20/20	vs Virginia	*	27	3-7	.429	2-4	.500	0-0	.000	0	0	0	2.2	3	0	2	0	1	8	5.8
11/25/22	Lindenwood	*	22	7-11	.636	2-5	.400	1-1	1.000	0	4	4	2.5	0	1	2	0	1	17	7.7
11/29/22	Syracuse	*	21	3-7	.429	2-5	.400	7-8	.875	2	4	6	3.0	2	1	0	1	2	15	8.7
12/02/22	at Maryland	*	33	5-7	.714	2-3	.667	1-1	1.000	2	5	7	3.5	2	0	2	2	3	13	9.3
12/06/22	vs. Texas	*	27	3-6	.500	1-4	.250	2-2	1.000	0	4	4	3.6	2	0	2	1	2	9	9.2
12/10/22	Penn St.	*	16	2-2	1.000	1-1	1.000	0-0	.000	0	1	1	3.3	0	1	1	0	0	5	8.8
12/17/22	Alabama A&M		15	0-3	.000	0-2	.000	0-0	.000	1	2	3	3.3	0	0	1	0	0	0	8.0
12/22/22	vs Missouri	*	12	0-3	.000	0-2	.000	0-0	.000	1	2	3	3.3	1	0	1	0	0	0	7.3
12/29/22	Bethune-Cookman		24	1-8	.125	1-8	.125	2-2	1.000	0	3	3	3.2	2	0	1	0	0	5	7.2
01/04/23	at Northwestern		24	1-3	.333	0-2	.000	0-0	.000	0	2	2	3.1	3	1	1	0	0	2	6.8
01/07/23	Wisconsin																			
01/10/23	at Nebraska																			
01/13/23	Michigan St.																			
01/16/23	at Minnesota																			
01/19/23	Indiana																			
01/24/23	Ohio St.																			
01/28/23	at Wisconsin																			
01/31/23	Nebraska																			
02/04/23	at Iowa																			
02/07/23	Minnesota																			
02/11/23	Rutgers																			
02/14/23	at Penn St.																			
02/18/23	vs Indiana																			
02/23/23	Northwestern																			
02/26/23	at Ohio St.																			
03/02/23	Michigan																			
03/05/23	at Purdue																			

## CAREER HIGHS

**PTS: 17**  
vs. Lindenwood (11/25/22)

**FG: 7**  
vs. Lindenwood (11/25/22)

**FG ATT: 11**  
vs. Lindenwood (11/25/22)

**3-PT: 2 (six times)**  
last at Maryland (12/2/22)

**3-PT ATT: 8**  
vs. Bethune-Cookman (12/29/22)

**FT: 7**  
vs. Syracuse (11/29/22)

**FT ATT: 8**  
vs. Syracuse (11/29/22)

**REB: 7**  
at Maryland (12/2/22)

**AST: 4**  
vs. Saint Francis PA (12/18/21)

**STL: 3**  
at Maryland (12/2/22)

**BLK: 3**  
vs. Eastern Illinois (11/7/22)

**MIN: 33:12**  
at Maryland (12/2/22)

## SEASON HIGHS

**PTS: 17**  
vs. Lindenwood (11/25/22)

**FG: 7**  
vs. Lindenwood (11/25/22)

**FG ATT: 11**  
vs. Lindenwood (11/25/22)

**3-PT: 2 (four times)**  
last at Maryland (12/2/22)

**3-PT ATT: 8**  
vs. Bethune-Cookman (12/29/22)

**FT: 7**  
vs. Syracuse (11/29/22)

**FT ATT: 8**  
vs. Syracuse (11/29/22)

**REB: 7**  
at Maryland (12/2/22)

**AST: 2 (twice)**  
last vs. Monmouth (11/14/22)

**STL: 3**  
at Maryland (12/2/22)

**BLK: 3**  
vs. Eastern Illinois (11/7/22)

**MIN: 33:12**  
at Maryland (12/2/22)

## CAREER STATISTICS

	G	GS	MIN	AVG	FG	FGA	PCT	3PM	3PA	PCT	FTM	FTA	PCT	ORB	REB	AST	AST/G	TO	BLK	STL	PTS	PPG
2021-22	22	1	187	8.5	29	51	.569	9	15	.600	17	20	.850	9	28	37	1.7	12	3	6	84	3.8
2022-23	14	11	295	21.1	32	80	.400	14	50	.280	17	19	.895	11	33	44	3.1	21	8	15	95	6.8
Total	36	12	482	13.4	61	131	.466	23	65	.354	34	39	.872	20	61	81	2.3	33	11	21	179	5.0



# 20<sup>TY</sup> RODGERS

FRESHMAN // GUARD/FORWARD // 6-6 // 200  
SAGINAW, MICH. // THORNTON TOWNSHIP H.S. (ILL.)

## 2022-23

- Has played in all 14 games, averaging 1.8 points and 2.8 rebounds
- 5 rebounds vs. Alabama A&M (12/17)
- Season-high 6 points vs. Penn State (12/10)
- 4 points and a block in win over #2 Texas (12/6)
- 4 points for third time in win over Syracuse (11/29)
- 3 rebounds in just 8 minutes vs. #16 Virginia (11/20)
- 5 rebounds vs. Monmouth (11/14)
- 8 rebounds and game-high 5 assists in college debut vs. Eastern Illinois (11/7)

## HIGH SCHOOL

- Top-75 recruit ranked No. 52 by ESPN, No. 53 by 247Sports Composite, No. 59 by Rivals and No. 64 by On3 Consensus
- Helped USA Basketball win the 2022 FIBA Americas U18 Championship in Tijuana Mexico
- Averaged 5.3 points on 72.2% shooting along with 5.5 rebounds and 3.2 assists in just 18.1 minutes per game during Team USA's run to the gold medal
- Participated in the 2022 Jordan Brand Classic
- Attended Thornton Township High School in Harvey, Illinois, as a senior
- Averaged 17.3 points, 15.4 rebounds, eight assists, three steals and three blocks
- Consensus first-team All-State selection
- Player of the Year by the *Daily Southtown*
- Prior to Thornton, played for Grand Blanc High School in Michigan
- Leading Grand Blanc to the 2021 state championship, the first state title in school history
- Averaged 17.8 points, 9.4 rebounds, 3.7 assists and 2.3 steals as a junior
- 2021 Michigan Division 1 Player of the Year by the Associated Press

## PERSONAL

- Born May 3, 2004
- Enrolled in the Division of General Studies (undeclared)

## GAME-BY-GAME STATISTICS

Date	Opponent	GS	MIN	FIELD GOALS		THREES		FREE THROWS		REBOUNDS				PF	A	TO	B	S	POINTS	
				FG	FG%	3FG	3%	FT	FT%	OFF	DEF	REB	RPG						PTS	PPG
11/07/22	Eastern Illinois	22	0-1	.000	0-0	.000	1-6	.167	2	6	8	8.0	2	5	2	0	0	1	1.0	
11/11/22	Kansas City	21	2-4	.500	0-0	.000	0-0	.000	0	1	1	4.5	1	1	1	0	0	4	2.5	
11/14/22	Monmouth	28	2-2	1.000	0-0	.000	0-0	.000	3	2	5	4.7	3	2	0	0	1	4	3.0	
11/18/22	vs UCLA	7	0-1	.000	0-0	.000	0-0	.000	0	1	1	3.8	2	0	1	0	1	0	2.3	
11/20/20	vs Virginia	8	0-1	.000	0-0	.000	0-0	.000	1	2	3	3.6	2	0	0	0	0	0	1.8	
11/25/22	Lindenwood	23	1-1	1.000	0-0	.000	0-0	.000	2	1	3	3.5	2	2	3	0	1	2	1.8	
11/29/22	Syracuse	15	2-4	.500	0-0	.000	0-0	.000	0	1	1	3.1	0	2	0	0	0	4	2.1	
12/02/22	at Maryland	9	0-1	.000	0-0	.000	0-0	.000	0	1	1	2.9	0	1	0	0	0	0	1.9	
12/06/22	vs. Texas	7	0-1	.000	0-1	.000	0-0	.000	0	4	4	3.0	2	0	0	1	0	0	1.7	
12/10/22	Penn St.	14	3-5	.600	0-0	.000	0-0	.000	2	1	3	3.0	2	0	0	0	1	6	2.1	
12/17/22	Alabama A&M	21	0-1	.000	0-0	.000	1-2	.500	2	3	5	3.2	0	1	2	0	0	1	2.0	
12/22/22	vs Missouri	16	0-1	.000	0-0	.000	0-0	.000	1	0	1	3.0	3	0	0	0	1	0	1.8	
12/29/22	Bethune-Cookman	18	1-3	.333	0-0	.000	1-2	.500	0	2	2	2.9	2	1	2	0	1	3	1.9	
01/04/23	at Northwestern	2	0-0	.000	0-0	.000	0-0	.000	0	1	1	2.8	0	0	0	0	0	0	1.8	
01/07/23	Wisconsin																			
01/10/23	at Nebraska																			
01/13/23	Michigan St.																			
01/16/23	at Minnesota																			
01/19/23	Indiana																			
01/24/23	Ohio St.																			
01/28/23	at Wisconsin																			
01/31/23	Nebraska																			
02/04/23	at Iowa																			
02/07/23	Minnesota																			
02/11/23	Rutgers																			
02/14/23	at Penn St.																			
02/18/23	vs Indiana																			
02/23/23	Northwestern																			
02/26/23	at Ohio St.																			
03/02/23	Michigan																			
03/05/23	at Purdue																			

## CAREER/SEASON HIGHS

**PTS: 6**  
vs. Penn State (12/10/22)

**FG: 3**  
vs. Penn State (12/10/22)

**FG ATT: 5**  
vs. Penn State (12/10/22)

**3-PT: 0**

**3-PT ATT: 1**  
vs. Texas (12/6/22)

**FT: 1 (three times)**  
last vs. Bethune-Cookman (12/29/22)

**FT ATT: 6**  
vs. Eastern Illinois (11/7/22)

**REB: 8**  
vs. Eastern Illinois (11/7/22)

**AST: 5**  
vs. Eastern Illinois (11/7/22)

**STL: 1 (six times)**  
last vs. Bethune-Cookman (12/29/22)

**BLK: 1**  
vs. Texas (12/6/22)

**MIN: 28:08**  
vs. Monmouth (11/14/22)

## CAREER STATISTICS

	G	GS	MIN	AVG	FIELD GOALS			THREE-POINTERS			FREE THROWS			OREB.	REBOUNDS			AVG.	PF	FO	AST	AST/G	TO	BLK	STL	PTS	PPG
					FG	FGA	PCT	3PM	3PA	PCT.	FTM	FTA	PCT.		DREB.	REB.	REB.										
2022-23	14	0	211	15.1	11	26	.423	0	1	.000	3	10	.300	13	26	39	2.8	21	0	15	1.1	11	1	6	25	1.8	



# 2 CONNOR SERVEN

JUNIOR // FORWARD // 6-9 // 235

PRAIRIE CITY, ILL. // ST. RITA H.S.

## 2022-23

- In third season as Illini walkon
- Has played in 5 games this season
- Career-high 2 rebounds vs. Monmouth (11/14)

## 2021-22

- Academic All-Big Ten selection
- Walkon played in six games on the season
- Played career-high four minutes vs. Saint Francis PA (12/18/21), grabbing one rebound

## 2020-21

- Played in seven games on the year
- Made debut vs. North Carolina A&T (11/25/20), recording first career basket and rebound

## HIGH SCHOOL

- Averaged 8.3 points, 7.0 rebounds and 2.4 assists as a senior
- Named Chicago Catholic League honorable mention all-conference
- Helped lead St. Rita to first place in the CCL White division with an 11-4 conference record and perfect 7-0 mark versus division foes
- Received high honors GPA recognition
- Attended Bushnell-Prairie City as a freshman and sophomore

## PERSONAL

- Born May 17, 2002
- Majoring in agribusiness markets and management

## GAME-BY-GAME STATISTICS

Date	Opponent	GS	MIN	FIELD GOALS	THREES	FREE THROWS	REBOUNDS	PF	A	T	B	S	PTS	PPG
				FG	3FG	FT	OFF DEF							
11/07/22	Eastern Illinois	9	0-0	.000	0-0	.000	0 0	0	0	0	0	0	0	0.0
11/11/22	Kansas City	2	0-0	.000	0-0	.000	0 1	1	0.5	0	0	1	0	0.0
11/14/22	Monmouth	4	0-0	.000	0-0	.000	1 1	2	1.0	1	0	0	0	0.0
11/18/22	vs UCLA	DNP												
11/20/22	vs Virginia	DNP												
11/25/22	Lindenwood	3	0-1	.000	0-1	.000	0 0	0	0.8	0	0	0	0	0.0
11/29/22	Syracuse	2	0-0	.000	0-0	.000	1 1	1	0.8	1	0	1	0	0.2
12/02/22	at Maryland	DNP-Inj.												
12/06/22	vs. Texas	DNP-Inj.												
12/10/22	Penn St.	DNP-Inj.												
12/17/22	Alabama A&M	DNP-Inj.												
12/22/22	vs Missouri	DNP-Inj.												
12/29/22	Bethune-Cookman	DNP-Inj.												
01/04/23	at Northwestern	DNP-Inj.												
01/07/23	Wisconsin													
01/10/23	at Nebraska													
01/13/23	Michigan St.													
01/16/23	at Minnesota													
01/19/23	Indiana													
01/24/23	Ohio St.													
01/28/23	at Wisconsin													
01/31/23	Nebraska													
02/04/23	at Iowa													
02/07/23	Minnesota													
02/11/23	Rutgers													
02/14/23	at Penn St.													
02/18/23	vs Indiana													
02/23/23	Northwestern													
02/26/23	at Ohio St.													
03/02/23	Michigan													
03/05/23	at Purdue													

## CAREER HIGHS

**PTS: 2**  
vs. North Carolina A&T (11/25/20)

**FG: 1**  
vs. North Carolina A&T (11/25/20)

**FG ATT: 1 (three times)**  
last vs. Lindenwood (11/25/22)

**3-PT: 0**

**3-PT ATT: 1**  
vs. Lindenwood (11/25/22)

**FT: 1**  
vs. Syracuse (11/29/22)

**FT ATT: 2**  
vs. Syracuse (11/29/22)

**REB: 2**  
vs. Monmouth (11/14/22)

**AST: 0**

**STL: 1**  
vs. Kansas City (11/11/22)

**BLK: 0**

**MIN: 8:51**  
vs. Eastern Illinois (11/7/22)

## SEASON HIGHS

**PTS: 1**  
vs. Syracuse (11/29/22)

**FG: 0**

**FG ATT: 1**  
vs. Lindenwood (11/25/22)

**3-PT: 0**

**3-PT ATT: 1**  
vs. Lindenwood (11/25/22)

**FT: 1**  
vs. Syracuse (11/29/22)

**FT ATT: 2**  
vs. Syracuse (11/29/22)

**REB: 2**  
vs. Monmouth (11/14/22)

**AST: 0**


**STL: 1**  
vs. Kansas City (11/11/22)

**BLK: 0**

**MIN: 8:51**  
vs. Eastern Illinois (11/7/22)

## CAREER STATISTICS

	G	GS	MIN	AVG	FIELD GOALS			THREE-POINTERS			FREE THROWS			REBOUNDS		AVG.	PF	FO	AST	AST/G	TO	BLK	STL	PTS	PPG	
					FG	FGA	PCT	3PM	3PA	PCT.	FTM	FTA	PCT.	OREB.	DREB.	REB.										
2020-21	7	0	13	1.9	1	1	1.000	0	0	.000	0	0	.000	1	1	2	0.3	2	0	0	0.0	1	0	0	2	0.3
2021-22	6	0	11	1.9	0	1	.000	0	1	.000	0	0	.000	0	1	1	0.2	0	0	0	0.0	0	0	0	0	0.0
2022-23	5	0	20	4.0	0	1	.000	0	1	.000	1	2	.500	1	3	4	0.8	2	0	0	0.0	2	0	1	1	0.2
Total	18	0	45	2.5	1	3	.333	0	2	.000	1	2	.500	2	5	7	0.4	4	0	0	0.0	3	0	1	3	0.2



# TERRENCE SHANNON JR.

SENIOR // GUARD // 6-6 // 225

CHICAGO, ILL. // IMG ACADEMY (FLA.) // TEXAS TECH

## 2022-23

- Started all 14 games, ranking 6th in Big Ten scoring at 17.1 ppg
- Fifth in BIG with four 20+ point games
- Third on team in rebounding (5.4 rpg) and second in assists (3.2 apg)
- 22 points, 7 rebounds and 5 assists vs. Missouri (12/22)
- 16 points – including 12 in overtime – and career-high 3 steals in win over #2 Texas (12/6)
- 19 points with 7 boards at #22 Maryland (12/2)
- Game-high 17 points with 7 boards and two blocks in win over Syracuse (11/29)
- Big Ten Player of the Week (Nov. 21)
- 29 points in win over #8 UCLA (11/18), tying school record with 3 threes (8-9 3FG) and grabbing game-high 10 boards for third career double-double
- Career-high 30 points with 8 boards on 9-14 FG and 4 threes vs. Monmouth (11/14)
- 24 points (13-15 FT) with 8 boards in Illini debut vs. Eastern Illinois (11/7)
- Preseason Honors: Wooden Award Watch List, Naismith Trophy Watch List, Jerry West Shooting Guard of the Year Award Watch List, All-Big Ten Team

## CAREER (AT TEXAS TECH)

- Played three years at Texas Tech where he helped the Red Raiders to the NCAA Tournament Round of 32 in 2021 and Sweet 16 in 2022

- Played in 83 career games at Texas Tech, totaling 915 points, 223 rebounds, 120 assists and 80 steals

## 2021-22 (AT TEXAS TECH)

- Big 12 All-Tournament Team
- First-Team Academic All-Big 12
- Played in 26 games, starting 20, and averaged 10.4 points, 2.6 rebounds and 2.0 assists
- Shot 45.5% from the field and career-best 38.4% from three
- 20 points in NCAA Tournament first round vs. Montana State (3/18/22)
- Season-high 23 points vs. West Virginia (1/22/22)
- Double-double with 18 points and career-high 12 rebounds vs. Tennessee (12/7/21)

## PERSONAL

- Born July 30, 2000
- Majoring in sociology

## GAME-BY-GAME STATISTICS

Date	Opponent	GS	MIN	FIELD GOALS	THREES	FREE THROWS	REBOUNDS	PF	A	TO	B	S	PTS	PPG
				FG	FG%	3FG	3%	FT	FT%	OFF	DEF	TOT		
11/07/22	Eastern Illinois	*	26	5-8	.625	1-3	.333	13-15	.867	3	5	8	8.0	24.0
11/11/22	Kansas City	*	26	4-12	.333	1-5	.200	5-7	.714	1	3	4	6.0	14.0
11/14/22	Monmouth	*	23	9-14	.643	4-9	.444	8-10	.800	2	6	8	6.7	22.7
11/18/22	vs UCLA	*	39	9-13	.692	8-9	.889	3-7	.429	0	10	10	7.5	24.3
11/20/20	vs Virginia	*	36	4-10	.400	1-5	.200	0-2	.000	0	4	4	6.8	21.2
11/25/22	Lindenwood	*	25	6-11	.545	1-3	.333	3-3	1.000	1	2	3	6.2	20.3
11/29/22	Syracuse	*	33	5-17	.294	5-15	.333	2-2	1.000	5	2	7	6.3	17.9
12/02/22	at Maryland	*	37	7-16	.438	0-5	.000	5-6	.833	4	3	7	6.4	19.8
12/06/22	vs. Texas	*	35	5-14	.357	1-4	.250	5-5	1.000	0	5	5	6.2	16.3
12/10/22	Penn St.	*	26	2-7	.286	0-3	.000	0-0	.000	0	2	2	5.8	17.8
12/17/22	Alabama A&M	*	34	5-12	.417	1-5	.200	7-10	.700	1	1	2	5.5	17.8
12/22/22	vs Missouri	*	37	6-13	.462	0-5	.000	10-12	.833	5	2	7	5.6	18.2
12/29/22	Bethune-Cookman	*	26	3-7	.429	2-4	.500	5-6	.833	1	2	3	5.4	13.7
01/04/23	at Northwestern	*	33	3-8	.375	2-4	.500	1-2	.500	1	4	5	5.4	17.1
01/07/23	Wisconsin													
01/10/23	at Nebraska													
01/13/23	Michigan St.													
01/16/23	at Minnesota													
01/19/23	Indiana													
01/24/23	Ohio St.													
01/28/23	at Wisconsin													
01/31/23	Nebraska													
02/04/23	at Iowa													
02/07/23	Minnesota													
02/11/23	Rutgers													
02/14/23	at Penn St.													
02/18/23	vs Indiana													
02/23/23	Northwestern													
02/26/23	at Ohio St.													
03/02/23	Michigan													
03/05/23	at Purdue													

## CAREER HIGHS

**PTS: 30**  
vs. Monmouth (11/14/22)

**FG: 9 (three times)**  
last vs. UCLA (11/18/22)

**FG ATT: 18**  
at DePaul (12/4/19)

**3-PT: 8**  
vs. UCLA (11/18/22)

**3-PT ATT: 15**  
vs. Syracuse (11/29/22)

**FT: 13**  
vs. Eastern Illinois (11/7/22)

**FT ATT: 15**  
vs. Eastern Illinois (11/7/22)

**REB: 12**  
vs. Tennessee (12/7/21)

**AST: 7**  
at Northwestern (1/4/23)

**STL: 4**  
vs. Bethune-Cookman (12/29/22)

**BLK: 2 (twice)**  
last vs. Syracuse (11/29/22)

**MIN: 42**  
vs. Tennessee (12/7/21)

## SEASON HIGHS

**PTS: 30**  
vs. Monmouth (11/14/22)

**FG: 9 (twice)**  
last vs. UCLA (11/18/22)

**FG ATT: 17**  
vs. Syracuse (11/29/22)

**3-PT: 8**  
vs. UCLA (11/18/22)

**3-PT ATT: 15**  
vs. Syracuse (11/29/22)

**FT: 13**  
vs. Eastern Illinois (11/7/22)

**FT ATT: 15**  
vs. Eastern Illinois (11/7/22)

**REB: 10**  
vs. UCLA (11/18/22)

**AST: 7**  
at Northwestern (1/4/23)

**STL: 4**  
vs. Bethune-Cookman (12/29/22)

**BLK: 2**  
vs. Syracuse (11/29/22)

**MIN: 38:22**  
vs. UCLA (11/20/22)

## CAREER STATISTICS AT TEXAS TECH

	FIELD GOALS							THREE-POINTERS			FREE THROWS			OREB.	REBOUNDS			AVG.	PF	FO	AST	AST/G	TO	BLK	STL	PTS	PPG
	G	GS	MIN	AVG	FG	FGA	PCT	3PM	3PA	PCT.	FTM	FTA	PCT.		DREB.	DREB.	REB.										
2019-20	29	21	681	23.5	94	200	.470	9	35	.257	87	105	.829	31	89	120	4.1	66	2	29	1.0	37	12	26	284	9.8	
2020-21	28	13	746	26.6	120	268	.448	30	84	.357	90	119	.756	32	79	111	4.0	49	1	39	1.4	38	4	32	360	12.9	
2021-22	26	20	649	25.0	90	198	.455	33	86	.384	58	74	.784	13	55	68	2.6	42	0	52	2.0	51	5	22	271	10.4	
Total	83	54	2076	25.0	304	666	.456	72	205	.351	235	298	.789	76	223	299	3.6	157	3	120	1.4	126	21	80	915	11.0	

## CAREER STATISTICS AT ILLINOIS

2022-23	14	14	436	31.1	73	162	.451	27	.79	.342	67	87	.770	24	51	75	5.4	23	2	45	3.2	34	7	16	240	17.1
---------	----	----	-----	------	----	-----	------	----	-----	------	----	----	------	----	----	----	-----	----	---	----	-----	----	---	----	-----	------

## COMBINED CAREER STATISTICS

Total	97	68	2511	25.9	377	828	.455	99	.284	.349	302	385	.784	100	274	374	3.9	180	5	165	1.7	160	28	96	1155	11.9
-------	----	----	------	------	-----	-----	------	----	------	------	-----	-----	------	-----	-----	-----	-----	-----	---	-----	-----	-----	----	----	------	------



# 22 PAXTON WARDEN

FRESHMAN // GUARD // 6-4 // 180

GLEN ELLYN, ILL. // GLENBARD WEST H.S.

## 2022-23

- In first season as Illini walkon

## HIGH SCHOOL

- Played on one of the most dominant teams in state history, Glenbard West, which finished 37-1 and won the 2022 IHSA Class 4A championship for the school's first-ever state title

- Led all scorers with 21 points (8-10 FG) in the championship game, a 56-34 victory over Whitney Young

- Averaged 11.6 points and 3.7 rebounds during his senior season, shooting 55% from the field and 42% from 3-point range

## PERSONAL

- Born June 1, 2004
- Enrolled in the Division of General Studies (undeclared)

## GAME-BY-GAME STATISTICS

Date	Opponent	GS	MIN	FIELD GOALS		THREES		FREE THROWS		REBOUNDS			PF	A	TO	B	S	POINTS	
				FG	FG%	3FG	3%	FT	FT%	OFF	DEF	REB						PTS	PPG
11/07/22	Eastern Illinois	2	0-0	.000	0-0	.000	0-0	.000	0	0	0	0.0	0	0	0	0	0	0	0.0
11/11/22	Kansas City	3	0-1	.000	0-1	.000	0-0	.000	0	0	0	0.0	0	0	0	1	0	0	0.0
11/14/22	Monmouth	3	0-2	.000	0-2	.000	0-0	.000	0	0	0	0.0	0	0	2	0	0	0	0.0
11/18/22	vs UCLA	DNP																	
11/20/20	vs Virginia	DNP																	
11/25/22	Lindenwood	1	0-0	.000	0-0	.000	0-0	.000	0	0	0	0.0	0	0	0	0	0	0	0.0
11/29/22	Syracuse	1	0-0	.000	0-0	.000	0-0	.000	0	0	0	0.0	0	0	0	0	0	0	0.0
12/02/22	at Maryland	DNP																	
12/06/22	vs. Texas	DNP																	
12/10/22	Penn St.	DNP																	
12/17/22	Alabama A&M	1	0-0	.000	0-0	.000	0-0	.000	0	0	0	0.0	0	0	0	0	0	0	0.0
12/22/22	vs Missouri	DNP																	
12/29/22	Bethune-Cookman	1	0-0	.000	0-0	.000	0-0	.000	0	0	0	0.0	0	0	0	0	0	0	0.0
01/04/23	at Northwestern	0	0-0	.000	0-0	.000	0-0	.000	0	0	0	0.0	0	0	0	0	0	0	0.0
01/07/23	Wisconsin																		
01/10/23	at Nebraska																		
01/13/23	Michigan St.																		
01/16/23	at Minnesota																		
01/19/23	Indiana																		
01/24/23	Ohio St.																		
01/28/23	at Wisconsin																		
01/31/23	Nebraska																		
02/04/23	at Iowa																		
02/07/23	Minnesota																		
02/11/23	Rutgers																		
02/14/23	at Penn St.																		
02/18/23	vs Indiana																		
02/23/23	Northwestern																		
02/26/23	at Ohio St.																		
03/02/23	Michigan																		
03/05/23	at Purdue																		

## CAREER/SEASON HIGHS

PTS: 0

FG: 0

FG ATT: 2  
vs. Monmouth (11/14/22)

3-PT: 0

3-PT ATT: 2  
vs. Monmouth (11/14/22)

FT: 0

FT ATT: 0

REB: 0

AST: 0

STL: 0

BLK: 0

MIN: 3:10  
vs. Monmouth (11/14/22)

## CAREER STATISTICS

	G	GS	MIN	AVG	FIELD GOALS			THREE-POINTERS			FREE THROWS			REBOUNDS			PF	FO	AST	AST/G	TO	BLK	STL	PTS	PPG
					FG	FGA	PCT	3PM	3PA	PCT	FTM	FTA	PCT	DREB.	REB.	AVG.									
2022-23	8	0	12	1.5	0	3	.000	0	3	.000	0	0	.000	0	0	0.0	0	0	0	0.0	2	1	0	0	0.0

## 2022-23 RESULTS

<u>DATE</u>	<u>OPPONENT</u>	<u>SCORE</u>	<u>ATTENDANCE</u>	<u>HIGH POINTS</u>	<u>HIGH REBOUNDS</u>
Nov. 7	Eastern Illinois	W, 87-57	14,543	24 – Shannon Jr.	12 – Hawkins
Nov. 11	Kansas City	W, 86-48	15,331	20 – Dainja	<b>15</b> – Dainja
Nov. 14	Monmouth	W, <b>103</b> -65	13,772	<b>30</b> – Shannon Jr.	8 – Shannon Jr.
Nov. 18	vs. #8 UCLA	W, 79-70	8,707	29 – Shannon Jr.	10 – Shannon Jr.
Nov. 20	vs. #16 Virginia	L, 61-70	7,678	14 – Epps	6 – Dainja
Nov. 25	Lindenwood	W, 92-59	12,552	19 – Clark	9 – Mayer
Nov. 29	Syracuse	W, 73-44	15,544	17 – Shannon Jr.	10 – Hawkins
Dec. 2	at #22 Maryland	L, 66-71	16,380	19 – Shannon Jr.	7 – Hawkins, Melendez & Shannon Jr.
Dec. 6	vs. #2 Texas	W, 85-78 (OT)	17,828	21 – Mayer	7 – Hawkins
Dec. 10	Penn State	L, 59-74	15,544	14 – Mayer	7 – Clark & Hawkins
Dec. 17	Alabama A&M	W, 68-47	13,813	21 – Mayer	8 – Harris
Dec. 22	vs. Missouri	L, 71-93	<b>18,452</b>	22 – Shannon Jr.	7 – Shannon Jr.
Dec. 29	Bethune-Cookman	W, 85-52	15,544	22 – Dainja	11 – Hawkins
Jan. 4	at Northwestern	L, 60-73	7,039	17 – Mayer	9 – Hawkins
Jan. 7	#14 Wisconsin				
Jan. 10	at Nebraska				
Jan. 13	Michigan State				
Jan. 16	at Minnesota				
Jan. 19	Indiana				
Jan. 24	Ohio State				
Jan. 28	at Wisconsin				
Jan. 31	Nebraska				
Feb. 4	at Iowa				
Feb. 7	Minnesota				
Feb. 11	Rutgers				
Feb. 14	at Penn State				
Feb. 18	at Indiana				
Feb. 23	Northwestern				
Feb. 26	at Ohio State				
March 2	Michigan				
March 5	at Purdue				
March 8-12	at Big Ten Tournament				

ATTENDANCE					
	Games	Totals	Average	High Game	Sellouts
HOME	8	116,643	14,580	15,544 (3)	3
AWAY	2	23,419	11,710	16,380	1
NEUTRAL	4	52,665	13,166	18,452	0
<b>TOTAL</b>	<b>14</b>	<b>192,727</b>	<b>13,766</b>	<b>18,452</b>	<b>4</b>

## GAME-BY-GAME TEAM STATISTICS

	GAME	FGM-A/%	3PM-A/%	FTM-A/%	OR-DR—TOT	PF	A	TO	B	S	PTS (1st-2nd-OT)
Nov. 7	Illinois	30-64/.469	9-26/.346	18-33/.545	<b>20-33-53</b>	16	16	15	9	10	87 (46-41)
	Eastern Illinois	21-60/.350	3-15/.200	12-20/.600	10-20-30	25	9	18	2	12	57 (31-26)
Nov. 11	Illinois	30-64/.469	8-27/.296	18-26/.692	14-29-43	<b>11</b>	15	11	8	11	86 (39-47)
	Kansas City	20-64/.313	3-21/.143	5-7/.714	15-25-40	21	8	24	2	5	48 (23-25)
Nov. 14	Illinois	<b>37-62/.597</b>	<b>14-33/.424</b>	15-20/.750	11-24-35	23	<b>21</b>	18	4	11	<b>103 (63-40)</b>
	Monmouth	21-49/.429	6-16/.375	17-23/.739	5-16-21	21	11	24	0	6	65 (33-32)
Nov. 18	Illinois	27-51/.529	12-25/.480	13-19/.684	5-33-38	17	19	21	4	8	79 (28-51)
	vs. UCLA	27-72/.375	9-22/.409	7-14/.500	16-23-39	15	17	15	3	10	70 (37-33)
Nov. 20	Illinois	24-59/.407	9-26/.346	4-9/.444	11-23-34	22	11	13	4	5	61 (31-30)
	vs. Virginia	20-48/.417	5-17/.294	25-32/.781	9-28-37	14	10	12	2	8	70 (29-41)
Nov. 25	Illinois	36-62/.581	11-30/.367	9-11/.818	11-27-38	12	17	22	2	<b>16</b>	92 (49-43)
	Lindenwood	24-58/.414	5-18/.278	6-6/1.000	7-15-22	10	9	22	1	7	59 (25-34)
Nov. 29	Illinois	24- <b>67</b> /.358	11- <b>39</b> /.282	14-22/.636	17-29-46	15	<b>21</b>	<b>7</b>	6	7	73 (30-43)
	Syracuse	15-54/.278	5-17/.294	9-17/.529	12-30-42	22	11	17	5	3	44 (23-21)
Dec. 2	Illinois	27-61/.443	5-20/.250	7-8/. <b>875</b>	13-20-33	18	8	12	7	5	66 (34-22)
	at Maryland	24-54/.444	9-23/.391	14-18/.778	10-21-31	13	9	11	3	3	71 (41-30)
Dec. 6	Illinois	27-60/.450	10-23/.435	<b>21-31</b> /.677	10-32-42	20	11	17	<b>12</b>	7	85 (37-31-17)
	vs. Texas	29-69/.420	7-22/.318	13-19/.684	13-27-40	24	20	14	3	8	78 (34-34-10)
Dec. 10	Illinois	23-52/.442	7-23/.304	6-12/.500	7-25-32	<b>11</b>	11	12	4	4	59 (38-21)
	Penn State	27-54/.500	12-24/.500	8-10/.800	3-23-26	15	13	9	1	9	74 (47-27)
Dec. 17	Illinois	24-57/.421	7-27/.259	13-23/.565	16-30-46	16	9	18	6	7	68 (36-32)
	Alabama A&M	17-56/.304	3-17/.176	10-14/.714	11-22-33	23	2	18	6	7	47 (19-28)
Dec. 22	Illinois	25-62/.403	7-31/.226	14-19/.737	19-18-37	16	10	17	1	6	71 (27-44)
	vs. Missouri	35-59/.593	10-20/.500	13-18/.722	9-19-28	20	23	10	2	13	93 (51-42)
Dec. 29	Illinois	29-59/.492	8-28/.286	19-27/.704	9-30-39	16	17	15	10	10	85 (47-38)
	Bethune-Cookman	17-58/.293	3-13/.231	15-20/.750	12-24-36	21	6	21	3	12	52 (19-33)
Jan. 4	Illinois	23-58/.397	8-28/.286	6-10/.600	9-29-38	29	13	15	6	2	60 (27-33)
	at Northwestern	17-53/.321	7-18/.389	32-40/.800	9-26-35	17	11	8	3	11	73 (31-42)
Jan. 7	Illinois										
	Wisconsin										
Jan. 10	Illinois										
	at Nebraska										
Jan. 13	Illinois										
	Michigan State										
Jan. 16	Illinois										
	at Minnesota										
Jan. 19	Illinois										
	Indiana										
Jan. 24	Illinois										
	Ohio State										
Jan. 28	Illinois										
	at Wisconsin										
Jan. 31	Illinois										
	Nebraska										
Feb. 4	Illinois										
	at Iowa										
Feb. 7	Illinois										
	Minnesota										
Feb. 11	Illinois										
	Rutgers										
Feb. 14	Illinois										
	at Penn State										
Feb. 18	Illinois										
	at Indiana										
Feb. 23	Illinois										
	Northwestern										
Feb. 26	Illinois										
	at Ohio State										
March 2	Illinois										
	Michigan										
March 5	Illinois										
	at Purdue										
March 8-12	Illinois										
	at Big Ten Tournament										

## TEAM SUPERLATIVES

### ILLINOIS

POINTS	HIGHS	LOWS
FIRST-HALF POINTS	103 vs. Monmouth (11/14/22)	59 vs. Penn State (12/10/22)
SECOND-HALF POINTS	63 vs. Monmouth (11/14/22)	27, twice; last at Northwestern (1/4/23)
OVERTIME POINTS	51 vs. UCLA (11/18/22)	21 vs. Penn State (12/10/22)
WINNING MARGIN	17 vs. Texas (12/6/22)	
FIELD GOALS	38, twice; last (103-65) vs. Monmouth (11/14/22)	7 (85-78) vs. Texas (12/6/22)
FIELD GOAL ATTEMPTS	37 vs. Monmouth (11/14/22)	23, twice; last at Northwestern (1/4/23)
FIELD GOAL PERCENTAGE	67 vs. Syracuse (11/29/22)	51 vs. UCLA (11/18/22)
3-POINT FIELD GOALS	.597 (37-62) vs. Monmouth (11/14/22)	.358 (24-67) vs. Syracuse (11/29/22)
3-POINT FIELD GOAL ATTEMPTS	14 vs. Monmouth (11/14/22)	5 at Maryland (12/2/22)
3-POINT FIELD GOAL PERCENTAGE	39 vs. Syracuse (11/29/22)	20 at Maryland (12/2/22)
FREE THROWS	.480 (12-25) vs. UCLA (11/18/22)	.226 (7-31) vs. Missouri (12/22/22)
FREE THROW ATTEMPTS	21 vs. Texas (12/6/22)	4 vs. Virginia (11/20/22)
FREE THROW PERCENTAGE	33 vs. Eastern Illinois (11/7/22)	8 at Maryland (12/2/22)
REBOUNDS	.875 (7-8) at Maryland (12/2/22)	.444 (4-9) vs. Virginia (11/20/22)
OFFENSIVE REBOUNDS	53 vs. Eastern Illinois (11/7/22)	32 vs. Penn State (12/10/22)
DEFENSIVE REBOUNDS	20 vs. Eastern Illinois (11/7/22)	5 vs. UCLA (11/18/22)
PERSONAL FOULS	33, twice; last vs. UCLA (11/18/22)	18 vs. Missouri (12/22/22)
ASSISTS	29 at Northwestern (1/4/23)	11, twice; last vs. Penn State (12/10/22)
TURNOVERS	21, twice; last vs. Syracuse (11/29/22)	8 at Maryland (12/2/22)
STEALS	22 vs. Lindenwood (11/25/22)	7 vs. Syracuse (11/29/22)
BLOCKED SHOTS	16 vs. Lindenwood (11/25/22)	2 at Northwestern (1/4/23)
LARGEST LEAD	12 vs. Texas (12/6/22)	1 vs. Missouri (12/22/22)
LARGEST DEFICIT	44 (101-57) vs. Monmouth (11/14/22)	
LARGEST DEFICIT OVERCOME IN A WIN	35 (39-74) vs. Missouri (12/22/22)	
LARGEST LEAD RELINQUISHED IN A LOSS	15 (29-44) vs. UCLA (11/18/22)	
LARGEST HALFTIME LEAD	5, twice; last, (43-38) at Northwestern (1/4/23)	
LARGEST HALFTIME DEFICIT	30 (63-33) vs. Monmouth (11/14/22)	
LARGEST HALFTIME DEFICIT OVERCOME IN A WIN	24 (27-51) vs. Missouri (12/22/22)	
LARGEST HALFTIME LEAD RELINQUISHED IN A LOSS	9 (28-37) vs. UCLA (11/18/22)	
	2 (31-29) vs. Virginia (11/20/22)	

### OPPONENTS

POINTS	HIGHS	LOWS
FIRST-HALF POINTS	93, Missouri (12/22/22)	44, Syracuse (11/29/22)
SECOND-HALF POINTS	51, Missouri (12/22/22)	19, twice; last, Bethune-Cookman (12/29/22)
OVERTIME POINTS	42, twice; last, Northwestern (1/4/23)	21, Syracuse (11/29/22)
WINNING MARGIN	10, Texas (12/6/22)	
FIELD GOALS	22 (93-71), Missouri (12/22/22)	5 (71-66), Maryland (12/2/22)
FIELD GOAL ATTEMPTS	35, Missouri (12/22/22)	15, Syracuse (11/29/22)
FIELD GOAL PERCENTAGE	72, UCLA (11/18/22)	48, Virginia (11/20/22)
3-POINT FIELD GOALS	.593 (35-59), Missouri (12/22/22)	.278 (15-54), Syracuse (11/29/22)
3-POINT FIELD GOAL ATTEMPTS	12, Penn State (12/10/22)	3, four times; last, Bethune-Cookman (12/29/22)
3-POINT FIELD GOAL PERCENTAGE	24, Penn State (12/10/22)	13, Bethune-Cookman (12/29/22)
FREE THROWS	.500, twice; last (10-20), Missouri (12/22/22)	.143 (3-21), Kansas City (11/11/22)
FREE THROW ATTEMPTS	32, Northwestern (1/4/23)	6, Lindenwood (11/25/22)
FREE THROW PERCENTAGE	40, Northwestern (1/4/23)	7, Kansas City (11/11/22)
REBOUNDS	1,000 (6-6), Lindenwood (11/25/22)	.500 (7-14), UCLA (11/18/22)
OFFENSIVE REBOUNDS	42, Syracuse (11/29/22)	21, Monmouth (11/14/22)
DEFENSIVE REBOUNDS	16, UCLA (11/18/22)	3, Penn State (12/10/22)
PERSONAL FOULS	32, Syracuse (11/29/22)	15, Lindenwood (11/25/22)
ASSISTS	25, Eastern Illinois (11/7/22)	10, Lindenwood (11/25/22)
TURNOVERS	23, Missouri (12/22/22)	2, Alabama A&M (12/17/22)
STEALS	24, twice; last, Monmouth (11/14/22)	8, Northwestern (1/4/23)
BLOCKED SHOTS	13, Missouri (12/22/22)	3, twice; last, Maryland (12/2/22)
	6, Alabama A&M (12/17/22)	0, Monmouth (11/14/22)

## INDIVIDUAL SUPERLATIVES

### ILLINOIS HIGHS

POINTS	30, Terrence Shannon Jr. vs. Monmouth (11/14/22)
FIELD GOALS	9, Dain Dainja vs. Kansas City (11/11/22)
	9, Terrence Shannon Jr. vs. Monmouth (11/14/22)
	9, Terrence Shannon Jr. vs. UCLA (11/18/22)
	9, Matthew Mayer vs. Alabama A&M (12/17/22)
FIELD GOAL ATTEMPTS	17, Terrence Shannon Jr. vs. Syracuse (11/29/22)
	17, Terrence Shannon Jr. at Maryland (12/2/22)
FIELD GOAL PERCENTAGE (MIN. 6 ATT.)	1.000 (6-6), Dain Dainja vs. UCLA (11/18/22)
3-POINT FIELD GOALS	8, Terrence Shannon Jr. vs. UCLA (11/18/22)
3-POINT FIELD GOAL ATTEMPTS	15, Terrence Shannon Jr. vs. Syracuse (11/29/22)
3-POINT FIELD GOAL PERCENTAGE (MIN. 4 ATT.)	1.000 (5-5), Matthew Mayer vs. Texas (12/6/22)
FREE THROWS	13, Terrence Shannon Jr. vs. Eastern Illinois (11/7/22)
FREE THROW ATTEMPTS	15, Terrence Shannon Jr. vs. Eastern Illinois (11/7/22)
FREE THROW PERCENTAGE (MIN. 6 ATT.)	.875 (7-8), RJ Melendez vs. Syracuse (11/29/22)
REBOUNDS	15, Dain Dainja vs. Kansas City (11/11/22)
OFFENSIVE REBOUNDS	5, Coleman Hawkins vs. Eastern Illinois (11/7/22)
	5, Dain Dainja vs. Kansas City (11/11/22)
	5, Terrence Shannon Jr. vs. Syracuse (11/29/22)
	5, Terrence Shannon Jr. vs. Missouri (12/22/22)
DEFENSIVE REBOUNDS	10, Dain Dainja vs. Kansas City (11/11/22)
	10, Terrence Shannon Jr. vs. UCLA (11/18/22)
ASSISTS	10, Coleman Hawkins vs. Syracuse (11/29/22)
TURNOVERS	6, Terrence Shannon Jr. vs. Virginia (11/20/22)
	6, Coleman Hawkins vs. Lindenwood (11/25/22)
	6, Coleman Hawkins vs. Missouri (12/22/22)
STEALS	4, Dain Dainja vs. Bethune-Cookman (12/29/22)
	4, Terrence Shannon Jr. vs. Bethune-Cookman (12/29/22)
BLOCKED SHOTS	5, Dain Dainja vs. Kansas City (11/11/22)
MINUTES	42:06, Terrence Shannon Jr. vs. Texas (12/6/22)

### OPPONENT HIGHS

POINTS	31, Kobe Brown, Missouri (12/22/22)
FIELD GOALS	10, Kobe Brown, Missouri (12/22/22)
FIELD GOAL ATTEMPTS	23, Tyger Campbell, UCLA (11/18/22)
FIELD GOAL PERCENTAGE (MIN. 6 ATT.)	.727 (8-11), Keenon Cole, Lindenwood (11/25/22)
3-POINT FIELD GOALS	6, Andrew Funk, Penn State (12/10/22)
3-POINT FIELD GOAL ATTEMPTS	9, Tyger Campbell, UCLA (11/18/22)
	9, Jahmir Young, Maryland (12/2/22)
	9, Myles Dread & Andrew Funk, Penn State (12/10/22)
	9, D'Moi Hodge, Missouri (12/22/22)
3-POINT FIELD GOAL PERCENTAGE (MIN. 4 ATT.)	.833 (5-6), Hakim Hart, Maryland (12/2/22)
FREE THROWS	11, Boo Buie, Northwestern (1/4/23)
FREE THROW ATTEMPTS	12, Boo Buie, Boo Buie, Northwestern (1/4/23)
FREE THROW PERCENTAGE (MIN. 6 ATT.)	1.000 (8-8), Kobe Brown, Missouri (12/22/22)
	1.000 (6-6), Seth Lundy, Penn State (12/10/22)
REBOUNDS	17, Jesse Edwards, Syracuse (11/29/22)
OFFENSIVE REBOUNDS	5, Jaime Jaquez Jr., UCLA (11/18/22)
DEFENSIVE REBOUNDS	13, Jesse Edwards, Syracuse (11/29/22)
ASSISTS	8, Timmy Allen, Texas (12/6/22)
	8, Kobe Brown, Missouri (12/22/22)
TURNOVERS	6, Myles Ruth, Monmouth (11/14/22)
STEALS	5, Damani McEntire, Bethune-Cookman (12/29/22)
BLOCKED SHOTS	6, Olisa Blaise Akonobi, Alabama A&M (12/17/22)
MINUTES	39:34, Timmy Allen, Texas (12/6/22)

## ILLINOIS'

### TOP INDIVIDUAL GAMES

#### POINTS

- 30 ... Terrence Shannon Jr. vs. Monmouth (11/14/22)
- 29 ... Terrence Shannon Jr. vs. UCLA (11/18/22)
- 24 ... Terrence Shannon Jr. vs. Eastern Illinois (11/7/22)
- 23 ... Coleman Hawkins vs. Eastern Illinois (11/7/22)
- 22 ... Terrence Shannon Jr. vs. Missouri (12/22/22)
- 22 ... Dain Dainja vs. Bethune-Cookman (12/29/22)

#### REBOUNDS

- 15 ... Dain Dainja vs. Kansas City (11/11/22)
- 12 ... Coleman Hawkins vs. Eastern Illinois (11/7/22)
- 11 ... Coleman Hawkins vs. Bethune-Cookman (12/29/22)
- 10 ... Dain Dainja vs. Eastern Illinois (11/7/22)
- 10 ... Terrence Shannon Jr. vs. UCLA (11/18/22)
- 10 ... Coleman Hawkins vs. Syracuse (11/29/22)

#### ASSISTS

- 10 ... Coleman Hawkins vs. Syracuse (11/29/22)
- 7 ... Coleman Hawkins vs. UCLA (11/18/22)
- 7 ... Terrence Shannon Jr. at Northwestern (1/4/23)
- 6 ... Skyy Clark vs. Monmouth (11/14/22)
- 6 ... Terrence Shannon Jr. vs. Virginia (11/20/22)
- 6 ... Coleman Hawkins vs. Penn State (12/10/22)

#### STEALS

- 4 ... Dain Dainja vs. Bethune-Cookman (12/29/22)
- 4 ... Terrence Shannon Jr. vs. Bethune-Cookman (12/29/22)
- 3 ... Sencire Harris vs. Eastern Illinois (11/7/22)
- 3 ... Jayden Epps vs. Lindenwood (11/25/22)
- 3 ... Dain Dainja vs. Lindenwood (11/25/22)
- 3 ... RJ Melendez at Maryland (12/2/22)
- 3 ... Terrence Shannon Jr. vs. Texas (12/6/22)

#### BLOCKED SHOTS

- 5 ... Dain Dainja vs. Kansas City (11/11/22)
- 4 ... Coleman Hawkins at Maryland (12/2/22)
- 4 ... Dain Dainja vs. Bethune-Cookman (12/29/22)
- 3 ... RJ Melendez vs. Eastern Illinois (11/7/22)
- 3 ... Coleman Hawkins vs. Virginia (11/20/22)
- 3 ... Matthew Mayer vs. Texas (12/6/22)
- 3 ... Coleman Hawkins vs. Texas (12/6/22)
- 3 ... Matthew Mayer vs. Alabama A&M (12/17/22)
- 3 ... Matthew Mayer at Northwestern (1/4/23)
- 3 ... Dain Dainja at Northwestern (1/4/23)

#### MINUTES

- 42:06 ... Coleman Hawkins vs. Texas (12/6/22)
- 38:49 ... Coleman Hawkins at Maryland (12/2/22)
- 38:22 ... Terrence Shannon Jr. vs. UCLA (11/18/22)
- 37:26 ... Terrence Shannon Jr. vs. Missouri (12/22/22)
- 37:17 ... Terrence Shannon Jr. at Maryland (12/2/22)

## SPECIALTY STATISTICS

	<b>OPPONENT</b>	<b>Pts off TO (ILL-Opp.)</b>	<b>Pts in Paint (ILL-Opp.)</b>	<b>2nd Chance Pts (ILL-Opp.)</b>	<b>Fast Break Pts (ILL-Opp.)</b>	<b>Bench Pts (ILL-Opp.)</b>	<b>Largest Lead</b>	<b>Largest Deficit</b>	<b>Lead Changes</b>	<b>Ties</b>
Nov. 7	Eastern Illinois	16-11	38-26	21-4	5-7	29-18	35 (80-45)	2 (0-2)	1	1
Nov. 11	Kansas City	28-8	42-26	18-14	10-4	43-7	38 (86-48)	4 (5-9)	2	3
Nov. 14	Monmouth	30-15	40-28	9-6	18-8	48-29	38 (101-57)	—	0	0
Nov. 18	vs. UCLA	17-18	24-22	9-17	13-12	21-14	12 (79-67)	15 (29-44)	8	4
Nov. 20	vs. Virginia	9-19	28-28	11-10	3-12	22-13	3 (26-23)	11 (58-69)	10	9
Nov. 25	Lindenwood	26-21	48-34	15-8	18-2	32-29	35 (62-27)	2 (3-5)	5	1
Nov. 29	Syracuse	18-5	26-18	4-8	5-5	19-10	29 (73-44)	3 (0-3)	4	2
Dec. 2	at Maryland	16-18	44-28	17-7	12-10	10-8	3 (14-11)	12 (16-28)	2	3
Dec. 6	vs. Texas	15-17	28-38	10-10	12-10	25-33	7 (77-70)	10 (46-56)	8	8
Dec. 10	Penn State	12-14	28-26	10-5	4-3	19-3	5 (19-14)	19 (47-66)	8	6
Dec. 17	Alabama A&M	15-16	28-16	14-12	6-6	7-14	21 (68-47)	3 (0-3)	1	1
Dec. 22	vs. Missouri	10-33	36-42	11-13	13-18	29-20	2 (12-10)	35 (39-74)	2	2
Dec. 29	Bethune-Cookman	27-16	42-22	10-6	19-11	20-26	36 (77-41)	—	0	0
Jan. 4	at Northwestern	4-22	22-14	7-3	6-11	15-12	5 (43-38)	15 (45-60)	4	3
Jan. 7	Wisconsin									
Jan. 10	at Nebraska									
Jan. 13	Michigan State									
Jan. 16	at Minnesota									
Jan. 19	Indiana									
Jan. 24	Ohio State									
Jan. 28	at Wisconsin									
Jan. 31	Nebraska									
Feb. 4	at Iowa									
Feb. 7	Minnesota									
Feb. 11	Rutgers									
Feb. 14	at Penn State									
Feb. 18	at Indiana									
Feb. 23	Northwestern									
Feb. 26	at Ohio State									
March 2	Michigan									
March 5	at Purdue									
March 8-12	at Big Ten Tournament									
Totals		243-233	474-366	166-123	144-119	339-226				
Average		17.4-16.6	33.9-26.1	11.9-8.8	10.3-8.5	24.2-16.1				
Margin		+0.8	+7.8	+3.1	+1.8	+8.1				

# GAME 1

## #23/23 ILLINOIS 87, EASTERN ILLINOIS 57

NOV. 7, 2022 // STATE FARM CENTER // CHAMPAIGN, ILL.



Official Basketball Box Score - Final  
Eastern Illinois at Illinois  
11/07/22 State Farm Center, Champaign, Ill.  
2022-23 Men's Basketball

Game Time: 8:00 PM  
Game Duration: 2:07  
Attendance: 14,543

Officials: Rob Riley, Sr., John Floyd, Brian Shore

Eastern Illinois - 57

Record: 0-1

NO.	Name		Min	FG	3P	FT	Reb	Or	D	DT	FF	P	TP	AS	TO	ST	Blocks	BS	BA	+
2	Paul Bizimana	F	24:07	2-4	0-1	2-2	0	1	1	2	1	6	0	2	0	0	1	1	0	-17
34	Jermaine Hamlin	C	16:44	2-3	0-0	2-4	0	1	1	4	3	6	0	3	1	1	0	-12		
4	Yaakema Rose	G	25:06	4-9	0-2	2-3	0	4	4	4	2	10	0	0	3	1	0	-17		
10	Kinyon Hodges	G	33:02	5-12	1-3	3-6	2	3	5	1	4	14	2	0	1	0	1	-20		
25	Dan Luers	G	14:39	1-4	1-2	0-0	0	4	4	1	1	3	1	2	2	0	2	-11		
5	Sincere Malone		13:02	1-7	0-1	1-1	2	3	5	4	1	3	1	1	2	0	3	-12		
13	Kyle Carlesimo		18:40	2-6	1-2	0-0	0	1	1	1	1	5	2	3	1	0	0	-10		
24	Kyle Thomas		07:47	0-3	0-0	0-0	1	1	2	2	0	0	0	0	0	0	1	-2		
20	Caleb Donaldson		17:37	1-4	0-1	0-0	0	1	1	2	0	2	0	1	0	0	1	-17		
3	Cameron Haffner		09:02	1-3	0-1	0-0	0	0	0	0	0	2	0	2	0	0	0	-12		
23	Rodolfo Rufino Bolis		12:42	2-3	0-0	0-1	1	0	1	3	1	4	2	1	2	0	0	-13		
1	CJ Lane		04:45	0-2	0-2	2-2	1	0	1	0	1	2	1	1	0	0	0	-5		
11	Nick Ellington		02:47	0-0	0-0	0-1	0	1	1	1	1	0	0	0	0	0	0	-2		
Team							3	0	3			0		2						
Totals				21-60	3-15	12-20	10	20	30	25	16	57	9	18	12	2	9	-30		

Technical Fouls: NONE

Shooting By Period		
1st FG%	12-29	41.4%
3PT%	1-5	20.0%
FT%	6-11	54.5%
2nd FG%	9-31	29.0%
3PT%	2-10	20.0%
FT%	6-9	66.7%
GM FG%	21-60	35.0%
3PT%	3-15	20.0%
FT%	12-20	60.0%

Dead Ball Rebounds: 3, 2

## Game 1 Recap – #23 Illinois 87, Eastern Illinois 57

Illinois dominated in its regular-season opener, posting a 30-point victory over Eastern Illinois at State Farm Center.

**Coleman Hawkins** registered the second double-double of his career, notching a career-high 23 points and tying a career-best mark in rebounds with 12.

**Terrence Shannon Jr.** tied his career-best with 24 points, to lead all scorers, and recorded 14 second-half points.

**Dain Dainja** recorded his first-career double-double, coming off the bench to score 17 points and grab 10 rebounds on 8-of-9 shooting.

The Illini lead climbed as high as 35 points in the second half, while 12 different players picked up minutes in the final 20 minutes.

The Illinois defense made nine blocks, grabbed 10 steals, and forced 18 turnovers, while Eastern Illinois shot 35% from the field.

The Illini outscored the visiting Panthers, 41-26, in the second half while shooting 48.4% during the last 20 minutes of play.

Illinois also dominated in the paint, outrebounding Eastern Illinois, 53-30, and winning the offensive rebound battle, 20-10. The Illini also recorded 21 second-chance points while allowing four.

Illinois - 87

Record: 1-0

NO.	Name		Min	FG	3P	FT	Reb	DR	TD	Fouls	TP	AS	TO	ST	Blocks	BS	BA	+
24	Matthew Mayer	F	15:30	3-9	1-3	0-0	2	2	4	1	1	7	1	2	1	0	0	5
33	Coleman Hawkins	F	24:21	8-14	5-8	2-4	5	7	12	1	3	23	3	0	2	1	0	25
0	Terrence Shannon, Jr.	G	26:26	5-8	1-3	13-15	3	5	8	0	9	24	2	3	1	1	0	27
15	RJ Melendez	G	20:04	0-5	0-5	1-2	1	1	2	1	2	1	0	2	2	3	0	8
55	Sky Clark	G	23:09	1-3	1-3	0-0	1	4	5	3	2	3	1	5	1	0	0	17
20	Ty Rodgers		22:42	0-1	0-0	1-6	2	6	8	2	3	1	5	2	0	0	1	19
3	Jayden Epps		24:09	1-4	0-2	0-0	0	1	1	3	0	2	3	1	0	0	0	13
42	Dain Dainja		15:30	8-9	0-0	1-4	4	6	10	2	4	17	0	0	0	2	0	15
1	Sencire Harris		15:17	4-9	1-2	0-2	2	1	3	2	1	9	1	0	3	1	1	21
2	Connor Serven		08:51	0-0	0-0	0-0	0	0	0	0	0	0	0	0	0	0	0	-2
12	Brandon Lieb		02:25	0-2	0-0	0-0	0	0	0	1	0	0	0	0	1	0	0	5
22	Paxton Warden		01:36	0-0	0-0	0-0	0	0	0	0	0	0	0	0	0	0	0	3
Team							0	0	0	0		0		0				
Totals				30-64	9-26	18-33	20	33	53	16	25	87	16	15	10	9	2	30

Technical Fouls: NONE

Shooting By Period		
1st FG%	15-33	45.5%
3PT%	7-15	46.7%
FT%	9-16	56.3%
2nd FG%	15-31	48.4%
3PT%	2-11	18.2%
FT%	9-17	52.9%
GM FG%	30-64	46.9%
3PT%	9-26	34.6%
FT%	18-33	54.5%

Dead Ball Rebounds: 7, 1

	EIU	ILL
Biggest lead	2 (1st 19:34)	35 (2nd 6:22)
Best Scoring Run	8 (2nd 2:45)	9 (2nd 7:20)
Lead Changes	1	
Times Tied	1	
Time with Lead	00:18	38:40

Points from	EIU	ILL
Turnovers	11	16
Paint	26	38
Second Chance	4	21
Fast Breaks	7	5
Bench	18	29

Period by Period Scoring			
	1st	2nd	TOT
EIU	31	26	57
ILL	46	41	87

# GAME 2

## #23/23 ILLINOIS 86, KANSAS CITY 48

NOV. 11, 2022 // STATE FARM CENTER // CHAMPAIGN, ILL.



Official Basketball Box Score - Final  
Kansas City at Illinois  
11/11/22 State Farm Center, Champaign, Ill.  
2022-23 Men's Basketball

Game Time: 8:00 PM  
Game Duration: 2:01  
Attendance: 15,331

Officials: Lewis Garrison, Keith Lewis, Chad Barlow

Kansas City - 48

Record: 0-3

NO.	Name		Min	FG M-A	3P M-A	FT M-A	Rebounds OR DR	Fouls PF TT	TP	AS	TO	ST	Blocks B S	+/-	
10	Precious Idiaru	F	19:12	0-3	0-0	0-0	3 3	2 0	0	3	1	0	0	-13	
23	Allen David Mukeba	F	21:38	3-4	2-2	0-0	1 4	5 1	8	0	4	1	1	-13	
32	Jeff Ngandu	F	30:34	4-7	0-0	0-0	4 6	10 1	8	1	2	0	1	-29	
5	Shemarri Allen	G	34:38	9-19	0-2	2-3	2 6	8 3	3	4	20	1	5	-26	
21	RayQuavndis Mitchell	G	33:20	1-14	0-7	3-4	0 3	3 2	3	5	1	3	0	-27	
12	Promise Idiaru		12:02	0-3	0-3	0-0	1 1	2 4	0	0	0	1	0	0	
25	Tyler Andrews		07:14	0-1	0-0	0-0	0 0	0 1	0	0	0	3	0	-19	
33	Jevin Sullivan		10:47	2-4	0-0	0-0	1 0	1 0	0	4	0	1	0	0	
1	Sam Martin		13:56	0-3	0-2	0-0	2 0	2 2	1	0	1	2	0	-18	
4	Emmanuel Dimou		09:59	1-4	1-2	0-0	0 1	1 0	0	3	1	0	1	0	
2	Babacar Diallo		06:40	0-2	0-0	0-0	1 0	1 1	0	0	0	1	0	-11	
Team							3 1 4			0	1				
Totals				20-64	3-21	5-7	15 25	40 21	11	48	8	24	5 2	8	-38

Technical Fouls: Sullivan 2nd 11:57

Shooting By Period		
1st FG%	9-32	28.1%
3PT%	0-7	0.0%
FT%	5-7	71.4%
2nd FG%	11-32	34.4%
3PT%	3-14	21.4%
FT%	0-0	0%
GM FG%	20-64	31.3%
3PT%	3-21	14.3%
FT%	5-7	71.4%

Dead Ball Rebounds: 2, 0

## Game 2 Recap – #23 Illinois 86, Kansas City 48

**Dain Dainja** exploded for 20 points, 15 rebounds, and five blocks as the Illini overcame a slow start at home to roll past Kansas City.

**Dainja** recorded his second straight double-double, shooting 9-of-11 and notching career highs in points, rebounds, and blocks in 23 minutes off the bench.

**Jayden Epps** and **Sky Clark** tallied double figures for the first time, scoring 13 and 10, respectively, while **Terrence Shannon Jr.** finished with 14.

The Illini forced 23 turnovers, recording 11 steals and eight blocks in the win. Illinois scored 28 points off those turnovers, while the Illini bench registered 43 points.

Illinois used a 21-4 run over a six-minute stretch to push its lead to double digits with less than seven minutes to play in the first half.

The Illini headed into the locker room with a 39-23 lead at the break. The Illini forced 10 turnovers, recorded six blocks, and made five steals in the opening 20 minutes of action, and it held Kansas City without a 3-pointer in the first period of play.

After Illinois went on short runs to keep its lead around the 20-point mark, a 9-0 run, highlighted by an emphatic **Coleman Hawkins** dunk and a **Dainja** block to get the crowd on its feet, pushed the Illini advantage to 27 with 12 minutes to play.

The Illini found **Dainja** in the paint often in the second half, with the big man scoring six points during an 8-0 run to give the hosts a 73-42 lead with under six to go.

Closing the game on a 13-4 run, the Illini took home a 38-point victory.

Illinois - 86

Record: 2-0

NO.	Name		Min	FG	3P	FT	Rebounds		Fouls	TP	AS	TO	ST	Blocks	BS	BA	+	
							OR	DR	TOT	PF	FD							
24	Matthew Mayer	F	12:50	2-5	1-4	0-0	0	2	2	3	1	5	0	1	1	0	9	
33	Coleman Hawkins	F	26:58	3-7	0-3	0-0	2	1	3	1	0	6	2	1	2	1	0	
0	Terrence Shannon Jr.	G	26:35	4-12	1-5	5-7	1	3	4	0	4	14	5	1	0	1	17	
15	RJ Melendez	G	21:12	2-7	1-3	3-3	2	1	3	2	2	8	2	0	2	0	16	
55	Sky Clark	G	23:48	2-3	1-2	5-5	0	5	5	2	6	10	2	0	2	0	24	
20	Ty Rodgers	21:23	2-4	0-0	0-0	0	1	1	1	0	4	1	1	0	0	0	7	
42	Dain Dainja	23:19	9-11	0-0	2-5	5	10	15	1	5	20	0	3	1	5	1	27	
3	Jayden Epps	23:42	4-9	2-5	3-4	0	3	3	0	2	13	3	0	1	0	0	35	
1	Sencire Harris	11:40	2-5	2-4	0-2	0	1	1	1	1	6	0	3	0	0	0	22	
2	Connor Serven	02:04	0-0	0-0	0-0	0	1	1	0	0	0	0	1	1	0	0	0	
12	Brandon Lieb	04:08	0-0	0-0	0-0	1	0	1	0	0	0	0	0	0	0	0	8	
22	Paxton Warden	02:21	0-1	0-1	0-0	0	0	0	0	0	0	0	0	0	1	0	6	
Team							3	1	4			0		0				
Totals				30-64	8-27	18-26	14	29	43	11	21	86	15	11	11	8	2	38

Technical Fouls: NONE

Shooting By Period		
1st FG%	12-34	35.3%
3PT%	4-20	20.0%
FT%	11-14	78.6%
2nd FG%	18-30	60.0%
3PT%	4-7	57.1%
FT%	7-12	58.3%
GM FG%	30-64	46.9%
3PT%	8-27	29.6%
FT%	18-26	69.2%

Dead Ball Rebounds: 3, 0

	MKC	ILL
Biggest lead	4 (1st 14:24)	38 (2nd 0:40)
Best Scoring Run	5 (1st 16:13)	10 (1st 6:46)
Lead Changes	2	
Times Tied	3	
Time with Lead	04:32	32:14

Points from	MKC	ILL
Turnovers	8	28
Paint	26	42
Second Chance	14	18
Fast Breaks	4	10
Bench	7	43

Period by Period Scoring			
	1st	2nd	TOT
MKC	23	25	48
ILL	39	47	86

# GAME 3

## #19/20 ILLINOIS 103, MONMOUTH 65

NOV. 14, 2022 // STATE FARM CENTER // CHAMPAIGN, ILL.



Official Basketball Box Score - Final  
Monmouth at Illinois  
11/14/22 State Farm Center, Champaign, IL  
2022-23 Men's Basketball

Game Time: 8:00 PM  
Game Duration: 2:02  
Attendance: 13,772

Officials: Paul Szek, Larry Sciotto, Deldre Carr

Monmouth - 65			Record: 0-3													
NO.		Min	FG M-A	3P M-A	FT M-A	Rebounds OR DR TOT	Fouls FF FV	TP	AS	TO	ST	Blocks BS BA	+/-			
5	Myles Foster	F 28:30	4-11	0-0	1-1	0 3 3	5 5	9	1	5	2	0	3	-26		
35	Klemen Vuga	F 25:25	1-3	0-0	2-2	0 5 5	3 2	4	0	3	0	0	0	-35		
13	Jack Collins	G 27:29	5-8	1-4	1-2	1 1 2	3 3	12	3	2	2	0	0	-29		
14	Jack Holmstrom	G 21:37	1-6	1-5	2-2	0 1 1	1 1	5	1	0	0	0	0	-11		
24	Myles Ruth	G 24:13	1-5	0-0	4-4	0 1 1	2 5	6	5	6	2	0	1	-26		
33	Amaan Sandhu	16:25	1-1	0-0	2-2	1 1 2	5 1	4	0	4	0	0	0	-12		
3	Jakari Spence	15:47	2-2	1-1	3-4	0 0 0	0 2	8	1	2	0	0	0	-12		
20	Tahron Allen	13:11	2-4	0-1	0-2	1 1 2	1 2	4	0	0	0	0	0	-18		
1	Jayden Doyle	04:29	0-1	0-0	0-0	0 0 0	1 0	0	0	0	0	0	0	-3		
4	Andrew Ball	22:54	4-8	3-4	2-4	0 2 2	0 2	13	0	0	0	0	0	-18		
Team						2 1 3		0		2						
Totals			21-49	6-16	17-23	5	16	21	21	65	11	24	6	0	4	-38

Shooting By Period		
1st FG%	10-24	41.7%
3PT%	4-9	44.4%
FT%	9-11	81.8%
2nd FG%	11-25	44.0%
3PT%	2-7	28.6%
FT%	8-12	66.7%
GM FG%	21-49	42.9%
3PT%	6-16	37.5%
FT%	17-23	73.9%

Dead Ball Rebounds: 4, 1

Illinois - 103		Record: 3-0															
NO.	Name	Min	FG	3P	FT	Rebounds	Fouls	TP	AS	TO	ST	Blocks	BS	BA	+/-		
		MA	MA	MA	MA	OR	DR	TP									
24	Matthew Mayer	F 19:44	1-5	1-5	0-0	0	3	3	2	1	3	2	0	1	0	25	
33	Coleman Hawkins	F 17:12	1-5	0-1	4-4	3	2	5	2	3	6	3	5	2	0	14	
0	Terrence Shannon Jr.	G 23:21	9-14	4-9	8-10	2	6	8	0	10	30	4	2	1	1	0	36
15	RJ Melendez	G 14:19	4-7	1-3	0-0	1	4	5	3	1	9	2	2	2	0	0	13
55	Sky Clark	G 20:35	2-2	1-1	2-2	0	1	1	3	1	7	6	2	0	0	0	31
42	Dain Dainja	18:39	7-9	0-0	1-2	1	3	4	2	3	15	1	2	2	2	0	26
3	Jayden Epps	23:25	8-12	5-9	0-0	0	0	0	1	0	21	1	0	1	0	0	16
20	Ty Rodgers	28:08	2-2	0-0	0-0	3	2	5	3	0	4	2	0	1	0	0	25
1	Sencire Harris	19:50	2-3	2-3	0-0	0	0	0	1	0	6	0	1	1	0	0	11
12	Brandon Lieb	07:43	1-1	0-0	0-2	0	2	2	5	2	2	0	2	0	1	0	4
2	Connor Serven	03:54	0-0	0-0	0-0	1	1	2	1	0	0	0	0	0	0	0	-5
22	Paxton Warden	03:10	0-2	0-2	0-0	0	0	0	0	0	0	0	2	0	0	0	-6
Team						0	0	0			0						
Totals			37-62	14-33	15-20	11	24	35	23	21	103	21	18	11	4	0	38
Technical Fouls: NONE																	

Shooting By Period		
1st FG%	23-30	76.7%
3PT%	9-15	60.0%
FT%	8-9	88.9%
2nd FG%	14-32	43.8%
3PT%	5-18	27.8%
FT%	7-11	63.6%
GM FG%	37-62	59.7%
3PT%	14-33	42.4%
FT%	15-20	75.0%

Dead Ball Rebounds: 2, 1

Points from		MON	ILL
Turnovers		15	30
Paint		28	40
Second Chance		6	9
Fast Breaks		8	18
Bench		29	48

Period by Period Scoring		1st	2nd	TOT
MON		33	32	65
ILL		63	40	103



# GAME 4

## #19/20 ILLINOIS 79, #8/7 UCLA 70

NOV. 18, 2022 // T-MOBILE ARENA // LAS VEGAS, NEV.

Official Basketball Box Score - Final  
Illinois at UCLA  
11/18/22 T-Mobile Arena, Las Vegas  
2022-23 Men's Basketball

Game Time: 6:30 PM  
Game Duration: 2:07  
Attendance: 8,707

Officials: Tony Padilla, Keith Kimble, Courtney Green

Illinois - 79		Record: 4-0															
NO.	Name	Min	FG		3P	FT	Rebounds		Fouls		TP	AS	TO	ST	Blocks		+/-
			M-A	M-A		OR	DR	TOT	PF	FD					BS	BA	
24	Matthew Mayer	F 22:45	3-8	2-6	3-4	1	3	4	2	2	11	5	1	1	0	0	16
33	Coleman Hawkins	F 34:56	2-3	0-0	1-2	1	4	5	2	2	5	7	5	2	2	0	3
0	Terrence Shannon Jr.	G 38:22	9-13	8-9	3-7	0	10	10	2	5	29	3	2	0	1	1	6
15	RJ Melendez	G 17:57	1-4	1-3	0-0	1	0	1	0	0	3	0	3	0	1	1	0
55	Sky Clark	G 28:19	3-7	1-4	3-3	0	5	5	4	2	10	1	4	1	0	0	9
3	Jayden Epps	22:52	1-6	0-3	2-2	0	4	4	1	1	4	2	1	0	0	0	-5
20	Ty Rodgers	07:03	0-1	0-0	0-0	0	1	1	2	0	0	0	1	1	0	0	-4
42	Dain Dainja	18:13	6-6	0-0	1-1	0	3	3	3	2	13	0	4	1	0	0	4
1	Sencire Harris	09:33	2-3	0-0	0-0	0	0	0	1	1	4	1	0	2	0	1	16
Team						2	3	5			0						
Totals		27:51	12-25	13-19	5	33	38	17	79	19	21	8	4	3	9		
Technical Fouls: NONE																	

Shooting By Period		
1st FG%	10-21	47.6%
3PT%	5-12	41.7%
FT%	3-8	37.5%
2nd FG%	17-30	56.7%
3PT%	7-13	53.8%
FT%	10-11	90.9%
GM FG%	27-51	52.9%
3PT%	12-25	48.0%
FT%	13-19	68.4%

Dead Ball Rebounds: 2, 0

UCLA - 70			Record: 3-1												
NO.	Name	Min	FG	3P	FT	Rebounds	Fouls	TP	AS	TO	ST	Blocks	BS	BA	+/-
3	Adem Bona	F 20:42	2-3	0-0	1-1	1 1 2	3 1	5	2	0	1	2	0	2	-10
0	Jaylen Clark	G 32:24	3-8	0-0	1-3	1 5 6	2 3	7	2	2	1	0	1	0	-14
5	Amari Bailey	G 28:32	0-5	0-2	1-4	1 5 6	3 2	1	3	3	2	0	1	1	-
10	Tyger Campbell	G 37:16	9-23	4-9	0-0	2 0 2	1 4	22	4	5	3	0	0	0	-7
24	Jaime Jaquez Jr.	G 38:49	8-22	1-4	3-5	5 3 8	4 4	20	5	3	3	0	2	0	-9
34	David Singleton	32:50	5-10	4-7	1-1	1 4 5	1 3	15	1	1	0	0	0	0	-4
14	Kenneth Nwuba	06:38	0-0	0-0	0-0	0 1 1	0 0	0	0	0	0	1	0	2	-
2	Dylan Andrews	02:49	0-1	0-0	0-0	0 0 0	1 0	0	0	1	0	0	0	0	-4
Team						5 4 9		0		0					
Totals		27:72	9-22	7-14	16 23	39	15	70	17	15	10	3	4	0	-9
Technical Fouls: Campbell 2 <sup>nd</sup> 18:1															

Shooting By Period		
1st FG%	14-37	37.8%
3PT%	4-14	28.6%
FT%	5-6	83.3%
2nd FG%	13-35	37.1%
3PT%	5-8	62.5%
FT%	2-8	25%
GM FG%	27-72	37.5%
3PT%	9-22	40.9%
FT%	7-14	50.0%

Dead Ball Rebounds: 3, 0

Points from		ILL	UCL
Turnovers		17	18
Paint		24	22
Second Chance		9	17
Fast Breaks		13	12
Bench		21	15

Period by Period Scoring		1st	2nd	TOT
ILL		28	51	79
UCL		37	33	70



## Game 3 Recap – #19 Illinois 103, Monmouth 65

Illinois dominated from start to finish in a 103-65 victory over Monmouth at State Farm Center in a career-best night for multiple Illini guards.

**Terrence Shannon Jr.** recorded a game-high and career-best 30 points, while **Jayden Epps** registered a career-high 21 points, in their third regular-season contest with the Illini.

Illinois led by as many as 44 in the victory. After **Shannon** opened the scoring with a 3-pointer 13 seconds into the game, the Illini never looked back.

**Dain Dainja** notched 15 points off the bench, his third straight game in double figures.

The Illini forced 24 turnovers and made 11 steals in the 38-point victory.

Illinois jumped out to an 8-0 lead less than one minute into the contest, with **Shannon**, **RJ Melendez**, and **Sky Clark** all getting involved early. The Illini made their first five field-goal attempts, a run that including four three-pointers, to open up a 14-6 advantage.

**Dainja** came off the bench and immediately made an impact, scoring eight points, while **Shannon** continued his hot start to fuel a 31-5 run over a six-and-a-half-minute stretch and open a 31-point lead.

**Melendez** came out of the break with confidence, notching seven of Illinois' first 12 points as the host's lead climbed to 36 with less than 15 minutes to play.

A 6-0 Illini run over a 63-second stretch, capped off by a **Coleman Hawkins** steal and emphatic dunk, extended their advantage 81-42, midway through the final half.

Illinois later used a 7-0 stretch, while **Shannon** registered four points on that run to finish with 30 on the night.

## Game 4 Recap – #19 Illinois 79, #8 UCLA 70

Behind a strong second-half showing and dominant defensive display, No. 19 Illinois took down No. 8 UCLA, 79-70, in its opening-round matchup of the Continental Tire Main Event.

**Terrence Shannon Jr.** tied a program record with eight three-pointers, recording a game-high 29 points, while **Dain Dainja**, **Matthew Mayer**, and **Sky Clark** also registered double figures in the win.

Illinois outscored UCLA in the second half, 51-33, holding the Bruins to 37.5 percent shooting in the closing frame.

The Illini notched eight steals and four blocks and forced 15 turnovers, scoring 17 points off those turnovers.

Despite playing in Las Vegas, Illinois fans made it feel like a home game, creating a sea of Orange and Blue inside T-Mobile Arena.

**Shannon** registered a first-half double-double with 10 points and 10 rebounds, but UCLA finished the half strong to give the Illini a nine-point deficit at the break.

After falling behind by 15 with 18 minutes remaining, Illinois flipped a switch defensively, sparked by back-to-back steals from **Sencire Harris**, both of which led to Illini baskets.

A 10-0 spurt over a two-minute stretch capped a 29-8 run overall that turned the 29-44 deficit into a 58-52 lead with eight minutes remaining.

Three **Shannon** 3-pointers over a five-minute stretch pushed the Illini lead to 10, and that advantage climbed as high as 12 late in the game as Illinois defeated its 11th top-10 opponent in the last 16 tries.

# GAME 5

## #16/14 VIRGINIA 70, #19/20 ILLINOIS 61

NOV. 20, 2022 // T-MOBILE ARENA // LAS VEGAS, NEV.



Official Basketball Box Score - Final  
Illinois at Virginia  
11/20/22 T-Mobile Arena, Las Vegas  
2022-23 Men's Basketball

Game Time: 2:00 PM  
Game Duration: 2:05  
Attendance: 7,678

Officials: Bert Smith, Ray Nattli, Greg Nixon

Illinois - 61

Record: 4-1

NO.	Name	Min	FG	3P	FT	Rebounds	Fouls	TP	AS	TO	ST	Blocks	BS	BA	+
			M-A	M-A	M-A	OR DR TOT	PF FD								
24	Matthew Mayer	F 22:56	2-7	0-2	0-0	0 4 4	1 0 4	0	0	0	0	0	1	-5	
33	Coleman Hawkins	F 30:32	4-9	2-5	0-1	1 0 1	1 1 10	3	3	0	3	0	0	-13	
0	Terrence Shannon Jr.	G 35:05	4-10	1-5	0-2	0 4 4	5 6 9	6	6	1	0	0	-12		
15	RJ Melendez	G 27:14	3-7	2-4	0-0	0 0 0	3 0 8	0	2	1	0	0	-12		
55	Sky Clark	G 22:23	2-4	2-2	2 2 4	3 2 8	1 2 0	0	0	0	0	-11			
1	Sencire Harris	09:22	1-3	0-1	1-2	1 1 2	2 1 3	1	0	0	1	0	7		
3	Jayden Epps	26:52	6-13	2-5	0-0	1 3 4	4 3 14	0	0	2	0	1	1		
20	Ty Rodgers	07:46	0-1	0-0	0 0 0	1 2 3	2 0 0	0	0	0	0	0	1		
42	Dain Dainja	17:50	2-5	0-0	1-2	1 5 6	1 1 5	0	0	1	0	0	-1		
Team						4 2 6	0 0	0	0						
Totals			24-59	9-26	4-9	11 23 34	22 14	61	11	13	5	4	2	-9	

Technical Fouls: NONE

Virginia - 70

Record: 4-0

NO.	Name	Min	FG	3P	FT	Rebounds	Fouls	TP	AS	TO	ST	Blocks	BS	BA	+
			M-A	M-A	M-A	OR DR TOT	PF FD								
1	Jayden Gardner	F 26:46	3-5	0-0	6-9	2 3 5	1 5	12	1	3	1	0	1	13	
21	Kadin Shedrick	F 19:21	2-3	0-0	3-4	1 5 6	2 2	7	1	2	0	1	0	7	
0	Kihel Clark	G 34:10	4-9	2-4	2-2	1 2 3	1 2	12	3	2	2	0	2	13	
2	Reece Beekman	G 33:35	5-12	1-3	6-8	1 3 4	2 7	17	3	1	3	0	0	1	
4	Armaan Franklin	G 33:50	4-12	1-5	0-0	0 5 5	3 2	9	0	2	2	0	1	14	
5	Ben Vander Plas	24:10	0-3	0-3	8-9	2 8 10	2 4	8	2	1	0	0	0	1	
22	Francisco Caffaro	09:43	1-1	0-0	0 0 0	1 1 2	2 0	2	0	1	0	1	0	-3	
11	Isaac McNeely	15:03	1-3	1-2	0-0	0 0 0	1 0	3	0	0	0	0	0	-7	
13	Ryan Dunn	03:22	0-0	0-0	0 0 0	0 1 1	0 0	0	0	0	0	0	0	-1	
Team						1 0 1	0	0	0						
Totals			20-48	5-17	25-32	9 28 37	14 22	70	10	12	8	2	4	9	

Technical Fouls: NONE

	III	UVA
Biggest lead	3 (1 <sup>st</sup> 10:49)	11 (2 <sup>nd</sup> 0:18)
Best Scoring Run	8 (2 <sup>nd</sup> 4:49)	13 (2 <sup>nd</sup> 0:18)
Lead Changes	10	
Times Tied	9	
Time with Lead	08:23	25:25

Points from	III	UVA
Turnovers	9	19
Paint	28	28
Second Chance	11	10
Fast Breaks	3	12
Bench	22	13

Period by Period Scoring	1st	2nd	TOT
III	31	30	61
UVA	29	41	70

Shooting By Period		
1 <sup>st</sup> FG%	12-30	40.0%
3PT%	4-12	33.3%
FT%	3-6	50%
2 <sup>nd</sup> FG%	12-29	41.4%
3PT%	5-14	35.7%
FT%	1-3	33.3%
GM FG%	24-59	40.7%
3PT%	9-26	34.6%
FT%	4-9	44.4%
Dead Ball Rebounds: 1, 0		

## Game 5 Recap – #16 Virginia 70, #19 Illinois 61

Illinois went toe to toe with an experienced Virginia squad for 36 minutes, but the 16th-ranked Cavaliers pulled away during the last four to claim the championship of the Continental Tire Main Event in Las Vegas.

The game was back-and-forth throughout, featuring 10 lead changes and nine ties. A 6-0 run gave Illinois its biggest lead of the afternoon at 22-19, and the Illini took a 31-29 lead into intermission.

Virginia scored the first six out of the locker room to move ahead 35-31, and later held a 53-47 advantage when the Illini responded with an 8-0 run of its own. Back-to-back 3-pointers by **Jayden Epps** tied it, and the Illini moved ahead on a **Dain Dainja** drive and dunk.

Illinois led 58-56 with 3:30 remaining when Virginia stepped up in crunch time. The Cavaliers scored on eight of their final nine possessions while the Illini missed five shots and had three turnovers during this same stretch. That led to a 13-0 Virginia run that sealed the game.

Fouls plagued the Illini throughout the afternoon, allowing the Cavaliers to score 36% of their points on free throws (25-32). Virginia also held a 19-9 advantage in points off turnovers.

**Jayden Epps** led the Illini in scoring with 14 points. **Coleman Hawkins** also finished in double figures with 10.

# GAME 6

## #16/14 ILLINOIS 92, LINDENWOOD 59

NOV. 25, 2022 // STATE FARM CENTER // CHAMPAIGN, ILL.



Official Basketball Box Score - Final  
Lindenwood at Illinois  
11/25/22 State Farm Center, Champaign, Ill.  
2022-23 Men's Basketball

Game Time: 8:00 PM  
Game Duration: 1:44  
Attendance: 12,552

Officials: Courtney Green, Lewis Garrison, Edwin Young

Lindenwood - 59

Record: 3-5

NO.	Name	Min	FG	3P	FT	Rebounds	Fouls	TP	AS	TO	ST	Blocks	BS	BA	+
			M-A	M-A	M-A	OR DR TOT	PF FD								
0	David Ware	F 21:50	2-6	1-2	0-0	2 3 5	1 0	5	3	2	0	0	2	-14	
5	Cam Burrell	F 28:10	3-7	0-2	0-0	1 3 4	2 2	6	1	2	2	0	0	-32	
2	Brandon Trimble	G 21:02	1-4	1-2	0-0	0 0 0	1 1	3	1	2	1	0	0	-17	
11	Kevin Caldwell Jr.	G 27:05	3-8	0-3	4-4	0 2 2	1 4	10	2	4	0	0	0	-25	
30	Chris Childs	G 28:01	3-11	0-4	0-0	1 1 2	1 2	6	0	1	0	0	0	-31	
4	Jacob Tracey	25:03	1-5	0-1	0-0	1 0 1	1 0	2	1	3	0	0	0	-23	
24	Keenon Cole	23:16	8-11	2-3	2-2	0 4 4	1 2	20	0	1	1	1	0	-10	
42	Remy Lemovou	09:58	1-1	0-0	0-0	1 0 1	1 0	2	0	0	1	0	0	-6	
3	Tommie Williams	15:35	2-5	1-1	0-0	0 1 1	1 1	5	1	3	2	0	0	-7	
Team						1 1 2	0	4							
Totals			24-58	5-18	6-6	7 15 22	10 12	59	9	22	7	1	2	-33	

Technical Fouls: NONE

Illinois - 92

Record: 5-1

NO.	Name	Min	FG		3P	Rebounds		Fouls		TP	AS	TO	ST	Blocks		+/-		
			M	A	M	A	OR	DR	PF					FD	BS		BA	
24	Matthew Mayer	F 15:55	2-6	2-5	2-2	2	7	9	2	2	8	1	1	2	1	0	18	
33	Coleman Hawkins	F 22:06	0-2	0-2	0-0	0	5	5	3	0	0	3	6	1	0	0	19	
0	Terrence Shannon Jr.	G 25:10	6-11	1-3	3-3	1	2	3	0	4	16	3	1	2	0	0	17	
15	RJ Melendez	G 21:07	7-11	2-5	1-1	0	4	4	0	1	17	1	2	1	0	0	28	
55	Sky Clark	G 24:35	8-9	3-4	0-2	0	3	3	3	3	1	19	4	2	1	1	0	36
20	Ty Rodgers	22:54	1-1	0-0	0-0	2	1	3	2	0	2	2	3	1	0	0	17	
1	Sencire Harris	17:47	3-7	1-5	0-0	1	0	1	0	2	0	7	2	1	2	0	11	
3	Jayden Epps	23:57	5-8	2-5	0-0	0	0	0	0	0	12	1	3	3	0	0	10	
42	Dain Dainja	17:06	3-4	0-0	2-2	3	1	4	0	1	8	0	2	3	0	0	15	
12	Brandon Lieb	05:20	1-2	0-0	1-1	0	2	2	0	1	3	0	0	0	0	0	-16	
2	Connor Serven	02:44	0-1	0-0	0-0	0	0	0	0	0	0	0	0	0	0	0	0	
22	Paxton Warden	01:19	0-0	0-0	0-0	0	0	0	0	0	0	0	0	0	0	0	0	
Team						2 2 4				0	0	1						
Totals			36-62	11-30	9-11	11	27	38	12	10	92	17	22	16	2	1	33	

Technical Fouls: NONE

	LIN	ILL
Biggest lead	2 (1 <sup>st</sup> 19:34)	35 (2 <sup>nd</sup> 15:32)
Best Scoring Run	11 (2 <sup>nd</sup> 12:05)	10 (1 <sup>st</sup> 4:46)
Lead Changes	5	
Times Tied	1	
Time with Lead	01:30	38:04

Points from	LIN	ILL
Turnovers	21	26
Paint	34	48
Second Chance	8	15
Fast Breaks	2	18
Bench	29	32

Period by Period Scoring	1st	2nd	TOT
LIN	25	34	59
ILL	49	43	92

Shooting By Period		
1 <sup>st</sup> FG%	21-33	63.6%
3PT%	6-16	37.5%
FT%	1-3	33.3%
2 <sup>nd</sup> FG%	15-29	51.7%
3PT%	5-14	35.7%
FT%	8-8	100%
GM FG%	36-62	58.1%
3PT%	11-30	36.7%
FT%	9-11	81.8%
Dead Ball Rebounds: 2, 0		

## Game 6 Recap – #16 Illinois 92, Lindenwood 59

Illinois cruised past Lindenwood at State Farm Center behind career nights from **Sky Clark** and **RJ Melendez**.

**Clark** led the way with a career-high 19 points on 8-for-9 shooting (88.9%), while **Melendez** registered a career-best 17 points in the 33-point victory.

**Terrence Shannon Jr.** added 16 points, and **Jayden Epps** recorded 12 points off the bench.

The Illini defense made a season-high 16 steals in the win and outrebounded the Lions, 38-22.

The Illini offense got going early, with **Melendez**, **Clark** and **Shannon Jr.** all getting buckets to fall in the opening four minutes to jump out to a 14-9 lead.

A 17-2 Illinois run over a five-minute stretch pushed the host's lead to 23 points, with five different players scoring during that run.

Leading by as many as 26, the Illini went on short runs throughout the first half and ultimately took a 49-25 lead into the break. **Melendez** led all scorers with 15 points, a season-high for the Illini sophomore, while **Clark** added a career-high 13 in the opening frame.

Illinois opened the second half right where it left off, extending their lead to 35 via a 13-2 run. **Shannon** scored six points during that stretch, pushing him to double figures for the fifth time this season.

The Illini led by at least 30 in the final four minutes, moving the team to 5-1 on the season.

GAME 7  
#16/17 ILLINOIS 73, SYRACUSE 44  
NOV. 29, 2022 // STATE FARM CENTER // CHAMPAIGN, ILL.



Official Basketball Box Score - Final  
Syracuse at Illinois  
11/29/22 State Farm Center, Champaign, Ill.  
2022-23 Men's Basketball

Game Time: 6:30 PM  
Game Duration: 2:08  
Attendance: 15,544

Officials: Paul Szekel, Larry Scrotto, Terry Oglesby

Syracuse - 44

Record: 3-4

NO.	Name	Min	FG	3P	FT	Rebounds	Fouls	TP	AS	TO	ST	Blocks	BS	BA	+/-
			M-A	M-A	M-A	OR DR TOT	PF FD								
0	Chris Bell	27:24	3-9	2-8	0-0	0 1 1	3 0	8	0	2	0	0	1	-8	
13	Benny Williams	29:38	2-6	1-2	3-4	3 2 5	6 3	8	0	1	0	0	1	-16	
14	Jesse Edwards	32:15	3-9	0-0	3-6	4 13 17	5 5	9	3	4	2	3	1	-19	
3	Judah Mintz	33:50	3-16	0-2	3-6	1 1 2	4 5	9	5	4	0	2	-26		
11	Joseph Girard III	20:04	0-1	0-0	0 2	2 0 0	0 0	0	0	1	0	0	0	-11	
5	Justin Taylor	22:44	2-7	2-4	0-0	0 5 5	0 0	6	1	1	0	0	0	-18	
2	John Bol Ajak	09:21	0-1	0-0	0-1	1 2 0	1 0	0	0	0	0	1	0	-13	
10	Symir Torrence	12:34	0-0	0-0	0-0	0 1 1	2 0	0	1	1	0	1	0	-16	
24	Quadir Copeland	03:24	0-0	0-0	0-0	0 0 0	0 0	0	1	1	0	0	0	-8	
55	Mounir Hima	04:20	2-2	0-0	0-0	1 3 4	2 0	4	0	0	0	0	0	1	
1	Malik Brown	04:26	0-1	0-0	0-0	0 1 1	0 1	0	0	0	1	0	1	-11	
Team						2 0 2				0 2					
Totals			15-54	5-17	9-17	12 30 42	22 15	44	11	17	3	5	6	-29	

Technical Fouls: Williams 2<sup>nd</sup>0:48Williams 2<sup>nd</sup>0:48

Shooting By Period		
1 <sup>st</sup> FG%	8-24	33.3%
3PT%	2-9	22.2%
FT%	5-11	45.5%
2 <sup>nd</sup> FG%	7-30	23.3%
3PT%	3-8	37.5%
FT%	4-6	66.7%
GM FG%	15-54	27.8%
3PT%	5-17	29.4%
FT%	9-17	52.9%

Dead Ball Rebounds: 6, 1

Illinois - 73

Record: 6-1

NO.	Name	Min	FG	3P	FT	Rebounds	Fouls	TP	AS	TO	ST	Blocks	BS	BA	+/-
			M-A	M-A	M-A	OR DR TOT	PF FD								
24	Matthew Mayer	21:49	2-6	0-3	1-2	3 5 8	1 5	5	2	1	2	0	1	22	
33	Coleman Hawkins	35:12	7-11	1-2	0-2	1 9 10	1 4	15	10	2	1	0	0	23	
0	Terrence Shannon Jr.	32:28	5-17	1-5	2-2	5 2 7	1 2	17	2	2	0	2	1	25	
15	RJ Melendez	21:34	3-7	2-5	7-8	2 4 6	2 3	15	1	0	2	1	0	15	
55	Sky Clark	30:11	0-10	0-7	2-4	0 5 5	3 2	2	3	0	2	0	1	-13	
3	Jayden Epps	25:49	4-7	3-6	0-0	0 1 1	2 0	11	0	0	0	0	0	23	
42	Dain Dainja	08:48	1-4	0-0	1-2	2 0 2	3 2	3	1	1	0	1	1	-5	
1	Senecio Harris	04:16	0-1	0-0	0-0	0 0 0	1 0	0	0	0	0	0	0	2	
20	Ty Rodgers	15:25	2-4	0-0	0-0	0 1 1	0 1	4	2	0	0	0	1	12	
2	Connor Serven	01:45	0-0	0-0	1-2	0 1 1	1 1	1	0	1	0	0	0	5	
12	Brandon Lieb	01:33	0-0	0-0	0-0	0 0 0	0 0	0	0	0	0	2	0	5	
22	Paxton Warden	01:10	0-0	0-0	0-0	0 0 0	0 0	0	0	0	0	0	0	5	
Team						4 1 5				0 0					
Totals			24-67	11-39	14-22	17 29 46	15 20	73	21	7	7	6	5	29	

Technical Fouls: NONE

Shooting By Period		
1 <sup>st</sup> FG%	12-37	32.4%
3PT%	5-24	20.8%
FT%	1-5	20%
2 <sup>nd</sup> FG%	12-30	40.0%
3PT%	6-15	40.0%
FT%	13-17	76.5%
GM FG%	24-67	35.8%
3PT%	11-39	28.2%
FT%	14-22	63.6%

Dead Ball Rebounds: 3, 0

	SYR	ILL
Biggest lead	3 (1 <sup>st</sup> 9:30)	29 (2 <sup>nd</sup> 0:11)
Best Scoring Run	8 (1 <sup>st</sup> 13:16)	12 (2 <sup>nd</sup> 5:45)
Lead Changes	4	
Times Tied	2	
Time with Lead	04:26	32:40

Points from		SYR	ILL
Turnovers		5	18
Paint		18	26
Second Chance		4	
Fast Breaks		5	5
Bench		10	19

Period by Period Scoring			
	1st	2nd	TOT
SYR	23	21	44
ILL	30	43	73

Game 7 Recap – #16 Illinois 73, Syracuse 44

**Coleman Hawkins** registered the fifth triple-double in Illinois history, recording 15 points, 10 rebounds, and a career-high 10 assists in the Fighting Illini's 73-44 win over Syracuse at State Farm Center in the final year of the ACC/Big Ten Challenge.

**Hawkins** is the fourth Illini to record a triple-double – and first since Ayo Dosunmu in 2021 – while the win marked head coach **Brad Underwood's** 100th victory with the Orange and Blue.

**Terrence Shannon Jr.** led all scorers with 17 points, and **RJ Melendez** (15) and **Jayden Epps** (11) also finished in double figures in the 29-point win, marking Illinois' largest margin of victory in the 24-year history of the ACC/Big Ten Challenge.

Illinois opened the game with a 7-1 run, which included four points from **Hawkins**, and held Syracuse without a field goal for the first four minutes of the contest.

After neither team could pull away midway through the first half, three **Shannon** 3-pointers pushed the Illinois advantage to six points.

The Illini held the Orange without a field goal for nearly five minutes to close the frame, taking a 30-23 lead into halftime.

**Melendez** and **Hawkins** both knocked down 3-pointers early in the second half to give Illinois a double-digit lead with 12 minutes to play.

Illinois took control later in the frame, using a 12-0 run over a three-minute stretch to jump out to a 23-point advantage with five minutes to play. **Melendez** scored seven points during that run, while the Illini converted five-straight shots to take their largest lead of the night.

**Hawkins** achieved his triple-double late in the game, recording his 10th assist with 1:56 left and grabbing his 10th rebound with 1:39 remaining.

GAME 8  
#22/22 MARYLAND 71, #16/17 ILLINOIS 66  
DEC. 2, 2022 // XFINITY CENTER // COLLEGE PARK, MD.



Official Basketball Box Score - Final  
Illinois at Maryland  
12/02/22 XFINITY Center, College Park  
2022-23 Men's Basketball

Game Time: 9:00 PM  
Game Duration: 2:07  
Attendance: 16,380

Officials: Doug Simmons, Kelly Pfeifer, Bill Ek

Illinois - 66

Record: 6-2 (0-1)

NO.	Name	Min	FG	3P	FT	Rebounds	Fouls	TP	AS	TO	ST	Blocks	BS	BA	+/-
			M-A	M-A	M-A	OR DR TOT	PF FD								
24	Matthew Mayer	14:23	1-4	0-1	0-0	1 1 2	4 0	2	0	0	1	0	1	-7	
33	Coleman Hawkins	38:49	7-17	2-6	0-0	4 3 7	2 2	16	1	1	0	4	0	-3	
0	Terrence Shannon Jr.	37:17	7-16	0-5	5-6	4 3 7	2 5	19	3	2	1	1	0	-4	
15	RJ Melendez	33:12	5-7	2-3	1-1	2 5 7	2 1	13	0	2	3	2	0	-3	
55	Sky Clark	30:54	2-5	1-3	1-1	1 2 3	2 1	6	2	3	0	0	1	-7	
1	Senecio Harris	05:16	0-0	0-0	0-0	0 0 0	0 0	0	0	0	0	0	0	-3	
20	Ty Rodgers	09:16	0-1	0-0	0-0	0 1 0	0 0	0	1	0	0	0	0	-3	
3	Jayden Epps	10:06	1-5	0-2	0-0	0 0 0	4 0	2	1	1	0	0	1	3	
42	Dain Dainja	20:47	4-6	0-0	0-0	1 4 5	2 3	8	0	3	0	0	0	2	
Team						0 1 1				0 0					
Totals			27-61	5-20	7-8	13 20 33	18 13	66	8	12	5	7	3	5	

Technical Fouls: NONE

Shooting By Period		
1 <sup>st</sup> FG%	14-30	46.7%
3PT%	3-9	33.3%
FT%	3-3	100%
2 <sup>nd</sup> FG%	13-31	41.9%
3PT%	2-11	18.2%
FT%	4-5	80%
GM FG%	27-61	44.3%
3PT%	5-20	25.0%
FT%	7-8	87.5%

Dead Ball Rebounds: 0, 1

Maryland - 71

Record: 8-0 (1-0)

NO.	Name	Min	FG	3P	FT	Rebounds	Fouls	TP	AS	TO	ST	Blocks	BS	BA	+/-
			M-A	M-A	M-A	OR DR TOT	PF FD								
10	Julian Reese	29:00	1-2	0-0	3-6	2 5 7	4 6	5	0	3	1	1	0	6	
24	Donta Scott	32:50	5-13	0-3	2-2	2 1 3	1 3	12	3	1	0	0	1	2	
0	Donald Carey	23:46	1-6	0-4	3-3	0 1 1	0 2	5	0	1	0	0	0	-6	
1	Jahmir Young	34:44	9-20	4-9	2-2	1 3 4	0 1	24	2	1	1	0	4	4	
13	Hakim Hart	34:23	6-9	5-6	0-0	0 5 5	3 0	17	2	1	0	0	1	9	
23	Ian Martinez	20:12	2-4	0-1	4-5	1 1 2	1 4	8	0	2	1	2	1	2	
15	Patrick Emilen	18:10	0-0	0-0	2 2 4	4 0	0	0	1	0	0	0	2	2	
2	Jahiri Long	06:55	0-0	0-0	0-0	0 1 1	0 2	0	0	0	0	0	0	6	
Team						2 2 4				0 1					
Totals			24-54	9-23	14-18	10 21 31	13 18	71	9	11	3	3	7	5	

Technical Fouls: NONE

Shooting By Period		
1 <sup>st</sup> FG%	16-32	50.0%
3PT%	7-15	46.7%
FT%	2-3	66.7%
2 <sup>nd</sup> FG%	8-22	36.4%
3PT%	2-8	25.0%
FT%	12-15	80%
GM FG%	24-54	44.4%
3PT%	9-23	39.1%
FT%	14-18	77.8%

Dead Ball Rebounds: 3, 1

	ILL	UMD
Biggest lead	3 (1 <sup>st</sup> 17:05)	12 (1 <sup>st</sup> 8:09)
Best Scoring Run	9 (1 <sup>st</sup> 5:41)	11 (1 <sup>st</sup> 10:38)
Lead Changes	2	
Times Tied	5	
Time with Lead	04:44	32:01

Points from		ILL	UMD
Turnovers		16	18
Paint		44	28
Second Chance		17	7
Fast Breaks		12	10
Bench		10	8

Period by Period Scoring			
	1st	2nd	TOT
ILL	34	32	66
UMD	41	30	71

Game 8 Recap – #22 Maryland 71, #16 Illinois 66

No. 16 Illinois went wire to wire to wire at No. 22 Maryland in front of a raucous crowd and 6,000 Terrapin students before ultimately falling by five points in the Big Ten opener.

Illinois nearly overcame its struggles from the field and a night of foul trouble for **Matthew Mayer** and **Jayden Epps**.

The Illini trailed by as many as 12 points on the night, and by double-digits in the second half, before roaring back. Down 55-45, the Illini went on a 12-2 run to tie the game at 57-all with 7:36 remaining. Illinois also had the game tied at 62 at the under-4 media timeout.

Trailing 67-66, Illinois had a shot to take the lead with 46 seconds left, but **Epps'** open 3-point attempt would not fall. Maryland's **Jahmir Young** answered with the biggest shot of the night, draining a 3-pointer as the shot clock expired with 14 seconds remaining to put the Terps up four and seal the game.

**Terrence Shannon Jr.** led the way for the Illini with 19 points. He scored 11 during the second half while playing through a cut above his eye suffered on a moving screen that required stitches immediately after the game.

**Coleman Hawkins** registered 16 points and recorded four blocks, tying a career-best mark, while **RJ Melendez** recorded 13 points for his third straight double-digit scoring game. **Melendez** also grabbed a career-high seven rebounds in the contest.

# GAME 9

## #17/17 ILLINOIS 85, #2/2 TEXAS 78 (OT)

DEC. 6, 2022 // MADISON SQUARE GARDEN // NEW YORK, N.Y.



Official Basketball Box Score - Final  
**Illinois at Texas**  
12/06/22 Madison Square Garden, New York  
2022-23 Men's Basketball

Game Time: 8:00 PM  
Game Duration: 2:37  
Attendance: 17,828

Officials: John Higgins, Keith Kimble, Roger Ayers

Illinois - 85		Record: 7-2												
NO.	Name	Min	FG	3P	FT	Rebounds	Fouls	TP	AS	TO	ST	Blocks	+	-
			M-A	M-A	M-A	OR DR TOT	PF FD					BS BA		
24	Matthew Mayer	F 27:47	8-10	5-5	0-0	0 2 2	4 2	21	1	2	1	3	0	8
33	Coleman Hawkins	F 42:06	2-8	1-5	4-6	2 5 7	2 5	9	4	1	0	3	0	9
0	Terrence Shannon Jr.	G 35:02	5-14	1-4	5-5	0 5 5	3 5	16	0	2	3	0	1	-5
15	RJ Melendez	G 26:49	3-6	1-4	2-2	0 4 4	2 1	9	0	2	2	1	0	10
55	Sky Clark	G 20:59	2-5	1-2	0-0	0 4 4	3 2	5	1	4	0	0	0	-2
3	Jayden Epps	31:33	2-7	1-2	6-8	0 3 3	0 4	11	3	2	0	1	2	11
42	Dain Dainja	16:27	3-5	0-0	3-6	3 3 6	4 3	9	1	3	1	1	0	-3
20	Ty Rodgers	06:14	0-1	0-1	0-0	0 4 4	2 0	0	0	0	0	1	0	-6
1	Sencire Harris	18:03	2-4	0-0	1-4	2 0 2	0 2	5	1	0	0	2	0	13
Team						3 2 5		0		1				
Totals			27-60	10-23	21-31	10 32 42	20 24	85	11	17	7	12	3	7

Technical Fouls: NONE

Shooting By Period		
1st FG%	13.27	48.1%
3PT%	5.14	35.7%
FT%	6.8	75%
2nd FG%	10.26	38.5%
3PT%	4.8	50.0%
FT%	7.12	58.3%
OT FG%	4.7	57.1%
3PT%	1.1	100.0%
FT%	8.11	72.7%
GM FG%	27.60	45.0%
3PT%	10.23	43.5%
FT%	21.31	67.7%

Dead Ball Rebounds: 6, 0

Texas - 78		Record: 6-1												
NO.	Name	Min	FG	3P	FT	Rebounds	Fouls	TP	AS	TO	ST	Blocks	+	-
			M-A	M-A	M-A	OR DR TOT	PF FD					BS BA		
0	Timmy Allen	F 39:34	9-18	1-3	2-3	4 3 7	4 3	21	8	2	0	1	3	-10
1	Dylan Disu	F 08:56	0-2	0-1	1-2	0 0 0	1 2	1	0	0	0	0	1	-8
23	Dillon Mitchell	F 24:01	2-5	0-0	0-0	1 2 3	1 1	4	0	1	1	0	0	7
4	Tyrese Hunter	G 33:23	4-11	2-6	0-1	0 7 7	2 1	10	4	2	0	0	2	-11
5	Marcus Carr	G 35:40	3-14	0-5	3-3	1 2 3	4 4	9	5	2	3	0	3	-12
10	SirJabari Rice	29:57	3-4	1-1	2-2	0 4 4	4 2	9	1	1	1	0	1	-3
32	Christian Bishop	16:42	3-7	0-1	1-4	1 2 3	3 3	7	1	2	2	0	1	6
30	Brock Cunningham	20:47	3-4	2-3	0-0	3 2 5	4 2	8	1	2	1	1	0	-14
2	Arterio Morris	16:00	2-4	1-2	4-4	0 2 2	1 2	9	0	0	0	1	1	10
Team						3 3 6		0		0				
Totals			29-69	7-22	13-19	13 27 40	24 20	78	20	14	8	3	12	-7

Technical Fouls: NONE

Shooting By Period		
1st FG%	11.31	35.5%
3PT%	4.12	33.3%
FT%	8.10	80%
2nd FG%	15.30	50.0%
3PT%	2.6	33.3%
FT%	2.6	33.3%
OT FG%	3.8	37.5%
3PT%	1.4	25.0%
FT%	3.3	100%
GM FG%	29.69	42.0%
3PT%	7.22	31.8%
FT%	13.19	68.4%

Dead Ball Rebounds: 1, 0

ILL		TEX	
Biggest lead	7 (1st OT 2:16)	10 (2nd 8:28)	
Best Scoring Run	7 (1st OT 4:17)	12 (2nd 12:03)	
Lead Changes	8		
Times Tied	8		
Time with Lead	14:47	26:03	

Points from		ILL	TEX
Turnovers		17	15
Paint		28	38
Second Chance		10	10
Fast Breaks		12	10
Bench		25	33

Period by Period Scoring			
	1st	2nd	TOT
ILL	37	31	68
TEX	34	34	68

# GAME 10

## PENN STATE 74, #17/17 ILLINOIS 59

DEC. 10, 2022 // STATE FARM CENTER // CHAMPAIGN, ILL.



Official Basketball Box Score - Final  
**Penn State at Illinois**  
12/10/22 State Farm Center, Champaign, Ill.  
2022-23 Men's Basketball

Game Time: 11:00 AM  
Game Duration: 1:49  
Attendance: 15,544

Officials: Paul Szec, D.J. Carstensen, Brian McNutt

Penn State - 74		Record: 7-3 (1-1)												
NO.	Name	Min	FG	3P	FT	Rebounds	Fouls	TP	AS	TO	ST	Blocks	+	-
			M-A	M-A	M-A	OR DR TOT	PF FD					BS BA		
1	Seth Lundy	F 35:56	5-9	0-3	6-6	2 5 7	2 4	16	2	1	2	0	0	13
2	Myles Dread	G 32:36	5-9	5-9	0-0	0 4 4	2 1	15	0	0	1	0	0	17
10	Andrew Funk	G 36:59	7-11	6-9	0-0	0 3 3	0 0	20	2	1	3	0	0	16
11	Camren Wynter	G 27:55	0-3	0-1	0-0	0 1 1	2 1	0	2	2	0	0	1	4
22	Jalen Pickett	G 40:00	9-17	0-1	2-4	1 6 7	2 4	20	6	2	2	1	2	15
0	Kanye Clary	12:05	0-2	0-0	0-0	0 1 1	1 1	0	1	1	0	0	0	11
3	Kebba Njie	01:34	0-1	0-0	0-0	0 0 0	1 0	0	0	0	1	0	0	1
12	Evan Mahaffey	11:28	1-2	1-1	0-0	0 2 2	3 0	3	0	1	0	0	1	0
14	Demetrius Lilley	01:27	0-0	0-0	0-0	0 0 0	2 0	0	0	1	0	0	0	-2
Team						0 1 1		0		0				
Totals			27-54	12-24	8-10	3 23 26	15 11	74	13	9	9	1	4	15

Technical Fouls: NONE

Shooting By Period		
1st FG%	18.29	62.1%
3PT%	6.9	66.7%
FT%	5.5	100%
2nd FG%	9.25	36.0%
3PT%	6.15	40.0%
FT%	3.5	60%
GM FG%	27.54	50.0%
3PT%	12.24	50.0%
FT%	8.10	80.0%

Dead Ball Rebounds: 1, 0

Illinois - 59		Record: 7-3 (0-2)												
NO.	Name	Min	FG	3P	FT	Rebounds	Fouls	TP	AS	TO	ST	Blocks	+	-
			M-A	M-A	M-A	OR DR TOT	PF FD					BS BA		
24	Matthew Mayer	F 22:59	4-11	2-8	4-5	0 3 3	0 3	14	0	1	0	0	1	-9
33	Coleman Hawkins	F 31:36	3-8	0-2	0-0	2 5 7	2 0	6	6	2	1	0	0	-10
0	Terrence Shannon Jr.	G 26:12	2-7	0-3	0-0	0 2 2	1 1	4	0	3	0	1	0	-17
15	RJ Melendez	G 16:10	2-2	1-1	0-0	0 1 1	0 3	5	1	1	0	0	0	-7
55	Sky Clark	G 32:22	4-8	3-6	0-0	1 6 7	1 1	11	2	1	0	1	0	-15
3	Jayden Epps	25:06	1-5	1-2	0-0	0 3 3	1 0	3	0	3	0	1	0	-2
42	Dain Dainja	11:32	2-3	0-0	2-7	0 2 2	1 6	6	1	0	0	0	0	-5
1	Sencire Harris	20:10	2-3	0-1	0-0	2 1 3	3 1	4	1	0	2	1	0	-4
20	Ty Rodgers	13:53	3-5	0-0	0-0	2 1 3	2 0	6	0	0	1	0	0	-6
Team						0 1 1		0		1				
Totals			23-52	7-23	6-12	7 25 32	11 15	59	11	12	4	4	1	-15

Technical Fouls: NONE

Shooting By Period		
1st FG%	15.26	57.7%
3PT%	3.10	30.0%
FT%	5.9	55.6%
2nd FG%	8.26	30.8%
3PT%	4.13	30.8%
FT%	1.3	33.3%
GM FG%	23.52	44.2%
3PT%	7.23	30.4%
FT%	6.12	50.0%

Dead Ball Rebounds: 5, 0

PSU		ILL	
Biggest lead	19 (2nd 9:41)	5 (1st 11:49)	
Best Scoring Run	14 (2nd 9:41)	9 (2nd 13:08)	
Lead Changes	8		
Times Tied	6		
Time with Lead	28:14	08:31	

Points from		PSU	ILL
Turnovers		14	12
Paint		26	28
Second Chance		5	10
Fast Breaks		3	4
Bench		3	19

Period by Period Scoring			
	1st	2nd	TOT
PSU	47	27	74
ILL	38	21	59

## Game 9 Recap – #17 Illinois 85, #2 Texas 78 (OT)

No. 17 Illinois fought back from a double-digit second-half deficit to force overtime and take down No. 2 Texas, 85-78, at Madison Square Garden in the Jimmy V Classic. The win marked the Illini's second all-time victory over a top-2 team away from home.

**Matthew Mayer** scored a season-high 21 points, including five 3-pointers, which tied his career high. **Terrence Shannon Jr.** scored 12 of his 16 points in overtime, his eighth double-figure scoring performance this season.

**Jayden Epps** registered 11 points, including the Illini's final five points of the second half to send the game to overtime.

Illinois recorded a season-high 12 blocks in the win, with **Mayer**, **Coleman Hawkins**, and **Sencire Harris** all tallying at least two.

After **Mayer** opened the scoring with a 3-pointer, the two sides traded baskets. An 11-3 run midway through the first half that included three Illinois triples pushed the Illini advantage to four with under eight minutes to play in the opening frame.

Illinois closed the first half on a 9-3 run and held a narrow 37-34 lead at the break. **Mayer** led all scorers with a season-high 15 points, on 6-for-6 shooting, and **Hawkins** notched seven in his 19 minutes of first-half action.

The Illini clawed their way back from a double-digit deficit with eight minutes remaining in the second half. A 10-2 run cut Texas' lead to two, via seven points from **RJ Melendez**, with under five minutes to play. With the Illini down by five with one minute to play, **Epps** scored the final five points of the game in regulation to force overtime for the first time this season.

**Shannon** scored eight of Illinois' first nine points in overtime en route to a seven-point Illini lead with just over two minutes to play.

Illinois fended off a late Texas push, highlighted by **Epps'** final basket of the night, to pick up its second top-10 victory of the season.

## Game 10 Recap – Penn State 74, #17 Illinois 59

No. 17 Illinois struggled on both sides of the ball in a 74-59 loss to Penn State in its Big Ten home opener.

Illinois started off hot, scoring on five of its first six possessions with three 3-pointers. The Illini followed that with a 6-0 run to take a 19-14 lead. But Illinois' defense could not slow down the visitors, as Penn State scored inside and out throughout the opening half.

With the game tied at 34, Penn State surged into the locker room by outscoring the Illini 13-4 over the final three minutes of the first half.

The PSU lead grew to 14 before the Illini rattled off nine unanswered to pull within 52-47 and bring the State Farm Center sellout crowd to its feet. The threat was short lived, however, as the Lions answered by draining a trio of 3-pointers in a span of 64 seconds to take a commanding a 61-47 lead with 11 minutes remaining. Illinois could draw no closer than 12 the rest of the way.

Illinois was held to a season-low 59 points and allowed season highs in opponent field goal percentage (.500), 3-point percentage (.500) and 3-pointers (12).

**Matthew Mayer** finished in double figures for the second straight game, scoring a team-high 14 points in the defeat, while **Sky Clark** tallied 11 points with a career-high seven rebounds and led the Illini with three 3-pointers, tying a career-high mark.

GAME 11  
#18/19 ILLINOIS 68, ALABAMA A&M 47  
DEC. 17, 2022 // STATE FARM CENTER // CHAMPAIGN, ILL.



Official Basketball Box Score - Final  
Alabama A&M at Illinois  
12/17/22 State Farm Center, Champaign, Ill.  
2022-23 Men's Basketball

Game Time: 3:00 PM  
Game Duration: 2:06  
Attendance: 13,813

Officials: Lamont Simpson, Edwin Young, Rob Kueneman

Alabama A&M - 47

Record: 4-7

NO.	Name	Min	FG	3P	FT	Rebounds	Fouls	TP	AS	TO	ST	Blocks	BS	BA	+/-
			M-A	M-A	M-A	OR DR TOT	PF FD								
11	Austin Harvell	06:09	0-1	0-1	0-0	1 0 1	2 1	0	0	2	0	0	0	0	-4
33	Olisa Blaise Akonobi	31:34	3-8	0-0	3-5	4 8 12	0 3	9	0	1	0	6	0	-17	
3	Cameron Tucker	22:01	1-3	0-2	2-2	0 0 0	1 1	4	0	4	2	0	0	-21	
10	Garrett Hicks	28:58	5-15	2-7	1-1	1 2 3	2 2	13	0	0	1	0	1	-20	
15	Dalain Smith	25:07	2-8	0-0	3-4	3 1 4	1 2	7	2	3	0	0	2	-16	
1	Messiah Thompson	23:59	5-12	1-4	1-2	0 0 0	3 3	12	0	3	1	0	1	-9	
2	Ormani Peek	10:43	0-1	0-0	0-0	0 1 1	3 1	0	0	0	0	0	1	0	
22	Lorenzo Downey	11:13	1-3	0-2	0-0	0 0 0	3 3	2	0	0	2	0	0	-3	
12	Brandon Powell	19:21	0-1	0-0	0-0	0 6 6	4 0	0	0	2	1	0	0	0	
34	EJ Williams	04:55	0-0	0-0	0-0	0 0 0	1 0	0	0	1	0	0	0	0	
30	William Tavares de Brito	06:09	0-1	0-0	0-0	0 1 1	1 1	0	0	0	0	0	0	-6	
24	Eric Lee	04:39	0-1	0-1	0-0	0 0 0	1 0	0	0	0	0	0	0	-3	
00	Jayland Randall	03:52	0-2	0-0	0-0	1 1 2	1 0	0	0	0	0	0	0	-5	
13	Xavier Brewer	01:20	0-0	0-0	0-0	0 1 1	0 0	0	0	0	0	0	0	-2	
Team						1 1 2		0		1					
Totals			17-56	3-17	10-14	11 22 33	23 16	47	2	18	7	6	6	-21	

Technical Fouls: NONE

Shooting By Period		
1st FG%	6-30	20.0%
3PT%	1-11	9.1%
FT%	6-7	85.7%
2nd FG%	11-26	42.3%
3PT%	2-6	33.3%
FT%	4-7	57.1%
GM FG%	17-56	30.4%
3PT%	3-17	17.6%
FT%	10-14	71.4%

Dead Ball Rebounds: 2, 0

Illinois - 68

Record: 8-3

NO.	Name	Min	FG	3P	FT	Rebounds	Fouls	TP	AS	TO	ST	Blocks	BS	BA	+/-
			M-A	M-A	M-A	OR DR TOT	PF FD								
24	Matthew Mayer	20:12	9-12	3-6	0-3	2 5 7	4 2	21	1	2	3	0	24		
33	Coleman Hawkins	31:20	2-5	1-3	4-4	2 3 5	1 7	9	4	5	2	0	12		
0	Terrence Shannon Jr.	34:43	5-12	1-5	7-10	1 1 2	1 5	18	2	2	1	0	26		
3	Jayden Epps	26:47	2-6	1-3	0-0	1 3 4	2 1	5	1	3	1	0	7		
55	Sky Clark	21:23	3-7	1-5	1-3	0 1 1	5 3	8	0	2	0	0	13		
1	Sencire Harris	15:28	0-6	0-0	0-0	2 6 8	1 1	0	0	1	1	1	2	1	
20	Ty Rodgers	21:11	0-1	0-0	1-2	2 3 5	0 3	1	1	2	0	0	1	16	
42	Dain Dainja	11:28	2-3	0-0	0-0	1 1 2	1 0	4	0	1	0	0	-2		
15	RJ Melendez	14:48	0-3	0-2	0-0	1 2 3	0 0	0	0	1	0	0	0	5	
12	Brandon Lieb	01:42	1-2	0-0	0-1	2 1 3	1 1	2	0	0	0	0	0	1	
22	Paxton Warden	00:58	0-0	0-0	0-0	0 0 0	0 0	0	0	0	0	0	0	2	
Team						2 4 6		0		0					
Totals			24-57	7-27	13-23	16 30 46	16 23	68	9	18	7	6	6	21	

Technical Fouls: NONE

Shooting By Period		
1st FG%	11-26	42.3%
3PT%	4-15	26.7%
FT%	10-15	66.7%
2nd FG%	13-31	41.9%
3PT%	3-12	25.0%
FT%	3-8	37.5%
GM FG%	24-57	42.1%
3PT%	7-27	25.9%
FT%	13-23	56.5%

Dead Ball Rebounds: 5, 0

AAM		ILL	
Biggest lead	3 (1st 18:37)	21 (2nd 0:38)	
Best Scoring Run	16 (2nd 10:54)	9 (1st 16:43)	
Lead Changes	1		
Times Tied	1		
Time with Lead	00:19	37:45	

Points from		AAM		ILL	
Turnovers		16	15		
Paint		16	28		
Second Chance		12	14		
Fast Breaks		6	6		
Bench		14	7		

Period by Period Scoring			
	1st	2nd	TOT
AAM	19	28	47
ILL	36	32	68

Game 11 Recap — #18 Illinois 68, Alabama A&M 47

After a week off for final exams, No. 18 Illinois took down Alabama A&M at State Farm Center. **Matthew Mayer** posted another strong performance for the Illini, scoring a season-high 21 points with seven rebounds and career-high tying three blocks.

**Terrence Shannon Jr.** finished close behind Mayer with 18 points while **Sencire Harris** led the Illini with a career-high eight rebounds.

A quick offensive start from both **Mayer** and **Shannon Jr.** pushed the Illini to a 14-7 lead in the first seven minutes of the game.

In his starting debut, freshman **Jayden Epps** broke up a short scoring drought for Illinois with a jumper, propelling the Orange and Blue to a 24-11 advantage early in the first half.

The Illini pushed their advantage to 17 at halftime, 36-19.

Coming out of the locker room, Alabama A&M mounted a comeback effort on the heels of a 16-0 run that cut the Illini lead to 38-37 with just under 11 minutes to play.

But **Coleman Hawkins** snapped the Illinois scoring drought with a pair of free throws at the 10:46 mark, sparking a 15-2 Illini run.

**Mayer** dominated during the closing stretch, scoring 13 points over his final eight minutes of play that turned a 3-point lead into a comfortable 20-point advantage when he exited the game with 1:42 remaining.

GAME 12  
MISSOURI 93, #16/16 ILLINOIS 71  
DEC. 22, 2022 // ENTERPRISE CENTER // ST. LOUIS, MO.



Official Basketball Box Score - Final  
Illinois at Missouri  
12/22/22 Enterprise Center, St. Louis  
2022-23 Men's Basketball

Game Time: 8:05 PM  
Game Duration: 2:06  
Attendance: 18,452

Officials: Terry Oglesby, Owen Shortt, Brian Dorsey

Illinois - 71

Record: 8-4

NO.	Name	Min	FG	3P	FT	Rebounds	Fouls	TP	AS	TO	ST	Blocks	BS	BA	+/-
			M-A	M-A	M-A	OR DR TOT	PF FD								
24	Matthew Mayer	29:20	6-12	4-8	0-0	2 1 3	3 1	16	1	2	2	0	0	-15	
33	Coleman Hawkins	23:28	2-8	0-6	0-1	3 3 6	0 3	4	0	6	1	1	0	-27	
0	Terrence Shannon Jr.	37:26	6-13	0-5	10-12	5 2 7	3 11	22	5	2	1	0	1	-19	
15	RJ Melendez	11:16	0-3	0-2	0-0	1 2 3	1 0	0	0	1	0	0	0	-16	
55	Sky Clark	18:34	0-4	0-1	0-0	1 1 2	2 0	0	0	2	0	0	0	-8	
3	Jayden Epps	29:38	4-13	2-8	2-2	0 2 2	0 2	12	1	3	0	0	1	-15	
42	Dain Dainja	16:39	4-4	0-0	1-2	3 3 6	3 2	9	0	2	0	0	0	-18	
20	Ty Rodgers	15:39	0-1	0-0	0-0	1 0 1	3 0	0	0	0	1	0	0	7	
1	Sencire Harris	18:00	3-4	1-1	1-2	2 3 5	1 1	8	1	0	1	0	0	1	
Team						1 1 2		0		1					
Totals			25-62	7-31	14-19	19 18 37	16 20	71	10	17	6	1	2	-22	

Technical Fouls: NONE

Shooting By Period		
1st FG%	9-28	32.1%
3PT%	1-15	6.7%
FT%	8-10	80%
2nd FG%	16-34	47.1%
3PT%	6-16	37.5%
FT%	6-9	66.7%
GM FG%	25-62	40.3%
3PT%	7-31	22.6%
FT%	14-19	73.7%

Dead Ball Rebounds: 4, 0

Missouri - 93

Record: 11-1

NO.	Name	Min	FG	3P	FT	Rebounds	Fouls	TP	AS	TO	ST	Blocks	BS	BA	+/-
			M-A	M-A	M-A	OR DR TOT	PF FD								
13	Ronnie DeGray III	33:04	3-6	1-2	3-4	0 4 4	2 2	10	1	2	1	1	0	32	
24	Kobe Brown	37:22	10-15	3-4	8-8	4 1 5	2 9	31	8	3	4	0	1	19	
2	Tre Gommillion	11:17	4-5	0-0	0-0	1 2 3	2 0	8	2	1	0	0	0	11	
5	D'Moi Hodge	29:55	8-13	4-9	0-2	1 2 3	1 3	20	0	0	4	1	0	22	
10	Nick Honor	30:01	2-5	0-1	0-0	0 2 2	3 0	4	4	1	2	0	0	6	
23	Aidan Shaw	03:37	0-0	0-0	0-0	0 0 0	1 0	0	0	0	0	0	0	-5	
4	DeAndre Gholston	23:31	6-9	2-3	1-2	0 1 1	5 1	15	3	1	1	0	0	0	
55	Sean East II	23:03	1-4	0-1	1-2	1 2 3	2 1	3	4	1	1	0	0	10	
35	Noah Carter	08:10	1-2	0-0	0-0	1 2 3	2 0	2	1	1	0	0	0	15	
Team						1 3 4		0		0					
Totals			35-59	10-20	13-18	9 19 28	20 16	93	23	10	13	2	1	22	

Technical Fouls: NONE

Shooting By Period		
1st FG%	20-34	58.8%
3PT%	6-13	46.2%
FT%	5-8	62.5%
2nd FG%	15-25	60.0%
3PT%	4-7	57.1%
FT%	8-10	80%
GM FG%	35-59	59.3%
3PT%	10-20	50.0%
FT%	13-18	72.2%

Dead Ball Rebounds: 2, 0

Illini		Mizzou	
Biggest lead	2 (1st 14:48)	35 (2nd 12:50)	
Best Scoring Run	7 (2nd 10:50)	15 (1st 8:45)	
Lead Changes	2		
Times Tied	2		
Time with Lead	01:18	35:41	

Points from		Illini		Mizzou	
Turnovers		10	33		
Paint		36	42		
Second Chance		11	13		
Fast Breaks		13	18		
Bench		29	20		

Period by Period Scoring			
	1st	2nd	TOT
Illini	27	44	71
Mizzou	51	42	93

Game 12 Recap — Missouri 93, #16 Illinois 71

**Terrence Shannon Jr.** tallied 22 points, but a scoring drought midway through the first half put the No. 16-ranked Fighting Illini in a deficit they could not overcome in a 93-71 setback to rival Missouri in the McBride Homes Braggins' Rights game at Enterprise Center.

After staking to a 12-10 lead following **Dain Dainja**'s lay-in at the 14:05 mark of the first half, the Illini were held without a field goal for the next 8 minutes, 46 seconds. During that stretch, the Tigers went on a 22-5 scoring run to build a double-digit lead they would not relinquish.

Overall, the Tigers out-shot the Illini 59 percent to 40 percent, with the Orange and Blue struggling to the tune of just 7-for-31 shooting (.226) from 3-point range. Additionally, Missouri forced the Illini into 17 turnovers and converted those mistakes into a 33 points.

In addition to his 22 points, **Shannon Jr.** also led the Illini with seven rebounds and five assists. **Matthew Mayer** added 16 points, while **Jayden Epps** chipped in with 12 off the bench.

GAME 13  
#-/22 ILLINOIS 85, BETHUNE-COOKMAN 52  
DEC. 29, 2022 // STATE FARM CENTER // CHAMPAIGN, ILL.



Official Basketball Box Score - Final  
Bethune-Cookman at Illinois  
12/29/22 State Farm Center, Champaign, Ill.  
2022-23 Men's Basketball

Game Time: 7:30 PM  
Game Duration: 2:05  
Attendance: 15,544

Officials: D.J. Carstensen, Bryan Anslinger, Tariq Lucas

Bethune-Cookman - 52

Record: 4-9

NO.	Name	Min	FG M-A	3P M-A	FT M-A	Rebounds OR DR TOT	Fouls PF FD	TP	AS	TO	ST	Blocks BS BA	+/-
23	Derrick Carter-Hollinger	F 14:49	0-2	0-0	2-2	0 0 0	0 1	2	0	0	0	0	-14
32	Elijah Hulsewe	C 16:14	1-3	0-0	2-4	3 5 8	4 3	4	0	5	0	1	-17
3	Marcus Garrett	G 23:15	1-9	1-3	2-2	0 2 2	3 1	5	0	3	2	0	-29
12	Kevin Davis	G 33:35	5-13	1-4	2-2	1 2 3	3 1	13	0	2	4	0	-29
30	Joe French	G 18:31	1-6	0-3	0-0	0 0 0	0 1	2	1	1	0	0	-24
1	Zion Harmon	19:23	2-8	1-2	2-2	0 2 2	2 2	7	3	3	1	0	-4
22	Dylan Robertson	14:44	4-6	0-0	4-4	3 0 3	3 2	12	0	1	0	1	-11
5	Damari McEntire	30:03	3-5	0-1	1-4	1 8 9	3 2	7	1	2	5	1	-23
2	Lukas Gudavicius	22:43	0-5	0-0	0-0	0 4 4	0 2	0	1	2	0	0	-2
15	Simeon Womack	02:21	0-1	0-0	0-0	1 1 2	0 0	0	0	1	0	0	-5
33	James Henderson Jr.	04:22	0-0	0-0	0-0	0 0 0	2 1	0	0	0	0	0	-7
Team						3 0 3				0	1		
Totals			17-58 3-13 15-20			12 24 36	21 16	52	6	21	12	3 10	33

Technical Fouls: NONE

Shooting By Period		
1st FG%	6-30	20.0%
3PT%	1-9	11.1%
FT%	6-6	100%
2nd FG%	11-29	38.3%
3PT%	2-4	50.0%
FT%	9-14	64.3%
GM FG%	17-58	29.3%
3PT%	3-13	23.1%
FT%	15-20	75.0%

Dead Ball Rebounds: 3, 1

Game 13 Recap — Illinois 85, Bethune-Cookman 52

Illinois closed its nonconference slate with a resounding 85-52 home victory over Bethune-Cookman.

Dain Dainja and Sencire Harris made their first career starts as head coach Brad Underwood adjusted the Illini's starting lineup in the team's final non-conference action of the year.

Five different players finished in double figures in the 33-point win, while the Illini brought the intensity on both ends of the floor.

Dainja commanded the paint and scored a career-high 22 points on an efficient 8-for-10 shooting performance while also grabbing six rebounds, making four blocks, and tallying a career-high four steals.

Harris took advantage of the opportunity in his first collegiate start and also set a new scoring high with 12 points.

Coleman Hawkins notched a double-double with 11 points and 11 rebounds. Terrence Shannon Jr. and Jayden Epps finished in double-digits with 13 and 10 points, respectively.

The Illini opened on a 10-0 run fueled by baskets from four different players just over four minutes into the contest. Five minutes later, Illinois used an 18-2 stretch to push its lead up to 29 points with under five minutes to play, holding Bethune-Cookman without a field goal for nearly seven minutes during that run.

Illinois headed into halftime with a 47-19 advantage, using a balanced scoring performance to lead by 28 points at the break.

Dainja scored eight of Illinois' first 10 points after the break. Illinois extended its lead to many as 36 in the second half, cruising to the win.

Dainja, Hawkins, and Harris led the Illinois offensive attack in the final 20 minutes of play, scoring 30 of the team's 38 second-half points.

Illinois - 85

Record: 9-4

NO.	Name	Min	FG M-A	3P M-A	FT M-A	Rebounds OR DR TOT	Fouls PF FD	TP	AS	TO	ST	Blocks BS BA	+/-
24	Matthew Mayer	F 22:22	2-9	1-6	2-2	1 4 5	1 1 7	1	0	0	0	2	25
33	Coleman Hawkins	F 29:44	4-7	1-4	2-2	2 9 11	0 1 11	4	4	1	0	1	24
42	Dain Dainja	F 25:45	8-10	0-0	6-11	4 2 6	1 8 22	2	2	4	4	0	32
0	Terrence Shannon Jr.	G 25:49	3-7	2-4	5-6	1 2 3	0 6 13	3	3	4	0	1	31
1	Sencire Harris	G 23:57	5-7	2-3	0-1	0 4 4	4 2 12	3	2	0	1	0	28
15	RJ Melendez	23:52	1-8	1-8	2-2	0 3 3	2 1 5	0	1	0	0	0	12
3	Jayden Epps	21:16	4-7	1-3	1-1	0 0 0	3 1 10	2	0	0	0	1	5
20	Ty Rodgers	17:47	1-3	0-0	1-2	0 2 2	2 1 3	1	2	1	0	0	1
12	Brandon Lieb	08:19	1-1	0-0	0-0	1 3 4	3 0 2	1	1	0	0	1	5
22	Paxton Warden	01:09	0-0	0-0	0-0	0 0 0	0 0 0	0	0	0	0	0	0
Team						0 1 1		0	0				
Totals			29-59	8-28	19-27	9 30 39	16 21 85	17	15	10	3	33	

Technical Fouls: NONE

Shooting By Period		
1st FG%	16-31	51.6%
3PT%	5-15	33.3%
FT%	10-16	62.5%
2nd FG%	13-28	46.4%
3PT%	3-13	23.1%
FT%	9-11	81.8%
GM FG%	29-59	49.2%
3PT%	8-28	28.6%
FT%	19-27	70.4%

Dead Ball Rebounds: 4, 1

	BCU	ILL
Biggest lead	0 (1 <sup>st</sup> 20:00)	36 (2 <sup>nd</sup> 6:44)
Best Scoring Run	8 (2 <sup>nd</sup> 4:02)	13 (1 <sup>st</sup> 4:57)
Lead Changes	0	
Times Tied	0	
Time with Lead	00:00	37:36

Points from	BCU	ILL
Turnovers	16	27
Paint	22	42
Second Chance	6	10
Fast Breaks	11	19
Bench	26	20

Period by Period Scoring	1st	2nd	TOT
BCU	19	33	52
ILL	47	38	85

GAME 14  
NORTHWESTERN 73, #-/24 ILLINOIS 60  
JAN. 4, 2023 // WELSH-RYAN ARENA // EVANSTON, ILL.



Official Basketball Box Score - Final  
Illinois at Northwestern  
01/04/23 Welsh-Ryan Arena, Evanston, Ill.  
2022-23 Men's Basketball

Game Time: 8:00 PM  
Game Duration: 2:11  
Attendance: 7,039

Officials: Paul Szalc, Courtney Green, Edwin Young

Illinois - 60

Record: 9-5 (0-3)

NO.	Name	Min	FG M-A	3P M-A	FT M-A	Rebounds OR DR TOT	Fouls PF FD	TP	AS	TO	ST	Blocks BS BA	+/-
24	Matthew Mayer	F 29:40	5-11	3-7	4-4	0 7 7	5 3	17	0	2	1	3 0	-1
33	Coleman Hawkins	F 35:47	4-11	2-6	0-1	2 3 5	3 2	10	1	3	0	0 0	-14
42	Dain Dainja	F 23:57	4-6	0-0	1-2	3 6 9	2 4	9	0	2	0	3 1	-12
0	Terrence Shannon Jr.	G 32:33	3-8	2-4	1-2	1 4 5	5 1	9	7	3	0	0 0	-9
1	Sencire Harris	G 09:21	0-1	0-1	0-0	0 0 0	4 1	0	1	0	0	0 0	0
55	Sky Clark	20:27	1-6	0-3	0-1	0 3 3	2 4	2	2	2	0	0 1	-16
3	Jayden Epps	21:36	5-12	1-5	0-0	1 1 2	5 1	11	1	2	1	0 1	-1
15	RJ Melendez	23:57	1-3	0-2	0-0	0 2 2	3 1	2	1	1	0	0 0	-8
20	Ty Rodgers	02:16	0-0	0-0	0-0	0 1 1	0 0	0	0	0	0	0 0	-2
22	Paxton Warden	00:09	0-0	0-0	0-0	0 0 0	0 0	0	0	0	0	0 0	-2
12	Brandon Lieb	00:17	0-0	0-0	0-0	0 0 0	0 0	0	0	0	0	0 0	0
Team						2 2 4		0	0				
Totals			23-58	8-28	6-10	9 29 38	29 17 60	13	15	2	6	3 3	-13

Technical Fouls: Harris 2<sup>nd</sup> 17:02

Shooting By Period		
1st FG%	12-26	46.2%
3PT%	3-14	21.4%
FT%	0-0	0%
2nd FG%	11-32	34.4%
3PT%	5-14	35.7%
FT%	6-10	60%
GM FG%	23-58	39.7%
3PT%	8-28	28.6%
FT%	6-10	60.0%

Dead Ball Rebounds: 2, 1

Game 14 Recap — Northwestern 73, Illinois 60

Illinois came up short on the road, falling at Northwestern in its first game of 2023.

After trailing for most of the first half, the Illini fought back from a seven-point deficit to lead early in the second half. Illinois pushed its advantage to as many as five at 43-38 with 12:45 remaining.

But Northwestern hit 3-pointers on each of its next three possession to rattle off nine unanswered and retake the lead. That ignited a 22-2 run that changed the game and put the hosts in control, 60-45.

Illinois played strong defense on the night, holding the Wildcats to just 32% shooting on the night. But the Illini were plagued by turnovers once again, and fouling.

Illinois committed a season-high 29 fouls, leading to Northwestern scoring 32 points at the foul line on 40 free throw attempts, both season-highs for a UI opponent.

The Illini also had 15 turnovers compared to just eight for Northwestern, leading to a 22-4 advantage in points off turnovers for the Cats.

Three different players finished in double figures, with Matthew Mayer's 17 points leading the way for the Illini. He also had seven rebounds and career-high three blocks.

Jayden Epps tallied 11 points off the bench, his ninth double-digit scoring performance this season. Coleman Hawkins scored 10 points, while Dain Dainja recorded nine points, team-high nine rebounds and three blocks after making his second-straight start.

Terrence Shannon Jr. dished out a career-high seven assists to go along with nine points and five rebounds.

Northwestern - 73

Record: 11-3 (2-1)

NO.	Name	Min	FG M-A	3P M-A	FT M-A	Rebounds OR DR TOT	Fouls PF FD	TP	AS	TO	ST	Blocks BS BA	+/-
31	Robbie Beran	F 27:05	2-7	0-1	1-1	0 5 5	3 2 5	1	1	1	1	1 1 0	
34	Matthew Nicholson	C 24:49	3-5	0-0	1-1	3 3 6	2 3 7	1	1	2	0	0 15	
0	Boo Buie	G 28:41	2-13	0-4	11-12	0 1 1	4 6 15	4	1	1	0	2 19	
1	Chase Audige	G 32:22	5-14	4-9	7-8	0 2 2	1 7 21	0	2	4	1	0 2	
3	Ty Berry	G 23:52	3-6	2-3	5-6	0 1 1	2 4 13	1	1	2	0	1 -4	
10	Tyodus Verhoeven	12:26	1-1	0-0	0-0	1 1 2	3 0 2	0	1	0	0	0 -6	
5	Julian Roper II	27:54	0-3	0-0	2-4	2 5 7	2 2 2	2	0	0	1	1 13	
13	Brooks Barnhizer	22:34	1-4	1-1	5-8	2 5 7	0 4 8	2	0	0	1	0 16	
53	Roy Dixon III	00:17	0-0	0-0	0-0	0 0 0	0 0 0	0	0	0	0	0 0	
Team						1 3 4				0	1		
Totals			17-53	7-18	32-40	9 26 35	17 28 73	11	8	11	3 6	13	

Technical Fouls: NONE

Shooting By Period		
1st FG%	10-33	30.3%
3PT%	3-10	30.0%
FT%	8-10	80%
2nd FG%	7-20	35.0%
3PT%	4-8	50.0%
FT%	24-30	80%
GM FG%	17-53	32.1%
3PT%	7-18	38.9%
FT%	32-40	80.0%

Dead Ball Rebounds: 5, 2

	ILL	NU
Biggest lead	5 (2 <sup>nd</sup> 12:46)	15 (2 <sup>nd</sup> 5:53)
Best Scoring Run	8 (2 <sup>nd</sup> 17:03)	13 (2 <sup>nd</sup> 9:26)
Lead Changes	4	
Times Tied	3	
Time with Lead	06:13	28:57

Points from	ILL	NU
Turnovers	4	22
Paint	22	14
Second Chance	7	3
Fast Breaks	6	11
Bench	15	12

Period by Period Scoring	1st	2nd	TOT
ILL	27	33	60
NU	31	42	73

# 2022-23 STATISTICS – BIG TEN GAMES



## 2022-23 Illinois Men's Basketball Combined Team Statistics In Conference games

### Game Records

Record	Overall	Home	Away	Neutral
ALL GAMES	0-3	0-1	0-2	0-0
CONFERENCE	0-3	0-1	0-2	0-0
NON-CONFERENCE	0-0	0-0	0-0	0-0

### Score by Periods

Team	1st	2nd	OT	TOT
Illinois	99	86	0	185
Opponents	119	99	0	218

### Team Box Score

No.	Player				Total		3-Point		F-Throw		Rebounds											
		GP-GS	MIN	AVG	FG-FGA	FG%	3FG-3FGA	3FG%	FT-FTA	FT%	OFF	DEF	TOT	AVG	PF	DQ	A	TO	BLK	STL	PTS	AVG
24	MAYER, Matthew	3-3	67:03	22.3	10-26	.385	5-16	.313	8-9	.889	1	11	12	4.0	9	1	0	3	3	2	33	11.0
33	HAWKINS, Coleman	3-3	106:12	35.4	14-36	.389	4-14	.286	0-1	.000	8	11	19	6.3	7	0	8	6	4	1	32	10.7
0	SHANNON JR., Terrence	3-3	96:02	32.0	12-31	.387	2-12	.167	6-8	.750	5	9	14	4.7	8	1	10	8	2	1	32	10.7
42	DAINJA, Dain	3-1	56:16	18.8	10-15	.667	0-0	.000	3-9	.333	4	12	16	5.3	5	0	1	5	3	0	23	7.7
15	MELENDEZ, RJ	3-2	73:19	24.4	8-12	.667	3-6	.500	1-1	1.000	2	8	10	3.3	5	0	2	4	2	3	20	6.7
55	CLARK, Skyy	3-2	83:43	27.9	7-19	.368	4-12	.333	1-2	.500	2	11	13	4.3	5	0	6	6	1	0	19	6.3
3	EPPI, Jayden	3-0	56:48	18.9	7-22	.318	2-9	.222	0-0	.000	1	4	5	1.7	10	1	2	6	1	1	16	5.3
20	RODGERS, Ty	3-0	25:24	8.5	3-6	.500	0-0	.000	0-0	.000	2	3	5	1.7	2	0	1	0	0	1	6	2.0
1	HARRIS, Sencire	3-1	34:47	11.6	2-4	.500	0-2	.000	0-0	.000	2	1	3	1.0	7	0	2	0	1	2	4	1.3
22	WARDEN, Paxton	1-0	00:09	0.1	0-0	.000	0-0	.000	0-0	.000	0	0	0	0.0	0	0	0	0	0	0	0	0.0
12	LIEB, Brandon	1-0	00:17	0.3	0-0	.000	0-0	.000	0-0	.000	0	0	0	0.0	0	0	0	0	0	0	0	0.0
Team											2	4	6					1				
Total		3	600		73-171	.427	20-71	.282	19-30	.633	29	74	103	34.3	58	3	32	39	17	11	185	61.7
Opponents		3	600		68-161	.422	28-65	.431	54-68	.794	22	70	92	30.7	45	0	33	28	7	23	218	72.7

### Team Statistics

	ILLINI	OPP
<b>Scoring</b>	<b>185</b>	<b>218</b>
Points per game	61.7	72.7
Scoring margin	-11.0	-
<b>Field goals-att</b>	<b>73-171</b>	<b>68-161</b>
Field goal pct	.427	.422
<b>3 point fg-att</b>	<b>20-71</b>	<b>28-65</b>
3-point FG pct	.282	.431
3-pt FG made per game	6.7	9.3
<b>Free throws-att</b>	<b>19-30</b>	<b>54-68</b>
Free throw pct	.633	.794
F-Throws made per game	6.3	18.0
<b>Rebounds</b>	<b>103</b>	<b>92</b>
Rebounds per game	34.3	30.7
Rebounding margin	+3.7	-
<b>Assists</b>	<b>32</b>	<b>33</b>
Assists per game	10.7	11.0
<b>Turnovers</b>	<b>39</b>	<b>28</b>
Turnovers per game	13.0	9.3
Turnover margin	-3.7	-
Assist/turnover ratio	0.8	1.2
<b>Steals</b>	<b>11</b>	<b>23</b>
Steals per game	3.7	7.7
<b>Blocks</b>	<b>17</b>	<b>7</b>
Blocks per game	5.7	2.3
<b>Winning streak</b>	<b>0</b>	<b>-</b>
Home win streak	0	-
<b>Attendance</b>	<b>15544</b>	<b>23419</b>
Home games-Avg/Game	1-15544	2-11710
Neutral site-Avg/Game	-	0-0

### Team Results

Date	Opponent		Score	Att.
12/02/2022	at Maryland	L	66-71	16380
12/10/2022	Penn St.	L	59-74	15544
01/04/2023	at Northwestern	L	60-73	7039

# 2022-23 STATISTICS – ALL GAMES



## 2022-23 Illinois Men's Basketball Combined Team Statistics All games

### Game Records

Record	Overall	Home	Away	Neutral
ALL GAMES	9-5	7-1	0-2	2-2
CONFERENCE	0-3	0-1	0-2	0-0
NON-CONFERENCE	9-2	7-0	0-0	2-2

### Score by Periods

Team	1st	2nd	OT	TOT
Illinois	532	526	17	1075
Opponents	443	448	10	901

### Team Box Score

No.	Player				Total		3-Point		F-Throw		Rebounds													
		GP-GS	MIN	AVG	FG-FGA	FG%	3FG-3FGA	3FG%	FT-FTA	FT%	OFF	DEF	TOT	AVG	PF	DQ	A	TO	BLK	STL	PTS	AVG		
0	SHANNON JR., Terrence	14-14	436:28	31.2	73-162	.451	27-79	.342	67-87	.770	24	51	75	5.4	23	2	45	34	7	16	240	17.1		
42	DAINJA, Dain	14-2	253:57	18.1	63-85	.741	0-0	.000	22-46	.478	31	49	80	5.7	26	0	6	25	18	13	148	10.6		
24	MAYER, Matthew	14-14	298:13	21.3	50-115	.435	25-69	.362	16-22	.727	14	49	63	4.5	33	1	15	14	13	15	141	10.1		
3	EPPS, Jayden	14-1	336:48	24.1	48-114	.421	21-60	.350	14-17	.824	3	24	27	1.9	26	1	19	19	3	9	131	9.4		
33	HAWKINS, Coleman	14-14	417:44	29.8	49-115	.426	15-53	.283	17-27	.630	30	59	89	6.4	21	0	51	44	18	15	130	9.3		
55	CLARK, Skyy	13-12	317:39	24.4	30-73	.411	15-45	.333	16-23	.696	6	42	48	3.7	36	1	27	27	2	7	91	7.0		
15	MELENDEZ, RJ	14-11	293:32	21.0	32-80	.400	14-50	.280	17-19	.895	11	33	44	3.1	21	0	8	20	8	15	95	6.8		
1	HARRIS, Sencire	14-2	197:60	14.1	26-56	.464	9-25	.360	3-13	.231	12	17	29	2.1	23	0	12	8	7	12	64	4.6		
20	RODGERS, Ty	14-0	211:35	15.1	11-26	.423	0-1	.000	3-10	.300	13	26	39	2.8	21	0	15	11	1	6	25	1.8		
12	LIEB, Brandon	8-0	31:27	3.9	4-8	.500	0-0	.000	1-4	.250	4	8	12	1.5	10	1	1	3	5	0	9	1.1		
2	SERVEN, Connor	5-0	19:18	3.9	0-1	.000	0-1	.000	1-2	.500	1	3	4	0.8	2	0	0	2	0	1	1	0.2		
22	WARDEN, Paxton	8-0	11:52	1.5	0-3	.000	0-3	.000	0-0	.000	0	0	0	0.0	0	0	0	2	1	0	0	0.0		
Team											23	21	44					4						
Total		14	2827		386-838	.461	126-386	.326	177-270	.656	172	382	554	39.6	242	6	199	213	83	109	1075	76.8		
Opponents		14	2825		314-808	.389	87-263	.331	186-258	.721	141	319	460	32.9	261	6	159	223	36	114	901	64.4		

### Team Statistics

	ILLINI	OPP
<b>Scoring</b>	<b>1075</b>	<b>901</b>
Points per game	76.8	64.4
Scoring margin	+12.4	-
<b>Field goals-att</b>	<b>386-838</b>	<b>314-808</b>
Field goal pct	.461	.389
<b>3 point fg-att</b>	<b>126-386</b>	<b>87-263</b>
3-point FG pct	.326	.331
3-pt FG made per game	9.0	6.2
<b>Free throws-att</b>	<b>177-270</b>	<b>186-258</b>
Free throw pct	.656	.721
F-Throws made per game	12.6	13.3
<b>Rebounds</b>	<b>554</b>	<b>460</b>
Rebounds per game	39.6	32.9
Rebounding margin	+6.7	-
<b>Assists</b>	<b>199</b>	<b>159</b>
Assists per game	14.2	11.4
<b>Turnovers</b>	<b>213</b>	<b>223</b>
Turnovers per game	15.2	15.9
Turnover margin	+0.7	-
Assist/turnover ratio	0.9	0.7
<b>Steals</b>	<b>109</b>	<b>114</b>
Steals per game	7.8	8.1
<b>Blocks</b>	<b>83</b>	<b>36</b>
Blocks per game	5.9	2.6
<b>Winning streak</b>	<b>0</b>	<b>-</b>
Home win streak	2	-
<b>Attendance</b>	<b>116643</b>	<b>23419</b>
Home games-Avg/Game	8-14580	2-11710
Neutral site-Avg/Game	-	4-13166

### Team Results

Date	Opponent		Score	Att.
11/07/2022	Eastern Ill.	W	87-57	14543
11/11/2022	Kansas City	W	86-48	15331
11/14/2022	Monmouth	W	103-65	13772
11/18/2022	vs UCLA	W	79-70	8707
11/20/2022	vs Virginia	L	61-70	7678
11/25/2022	Lindenwood	W	92-59	12552
11/29/2022	Syracuse	W	73-44	15544
12/02/2022	at Maryland	L	66-71	16380
12/06/2022	vs Texas	Wot	85-78	17828
12/10/2022	Penn St.	L	59-74	15544
12/17/2022	Alabama A&M	W	68-47	13813
12/22/2022	vs Missouri	L	71-93	18452
12/29/2022	Bethune-Cookman	W	85-52	15544
01/04/2023	at Northwestern	L	60-73	7039



**TERRENCE SHANNON JR.**  
SR. / G / 6-6 / 215  
CHICAGO, ILL.  
TEXAS TECH




**SENCIRE HARRIS**  
FR. / G / 6-4 / 160  
CANTON, OHIO  
ST. VINCENT-ST. MARY



**CONNOR SERVEN**  
JR. / F / 6-9 / 235  
PRAIRIE CITY, ILL.  
ST. RITA



**JAYDEN EPPS**  
FR. / G / 6-2 / 190  
NORFOLK, VA.  
COMBINE ACADEMY (N.C.)




**LUKE GOODE**  
SO. / G / 6-7 / 210  
FORT WAYNE, IND.  
HOMESTEAD



**BRANDON LIEB**  
JR. / C / 7-0 / 220  
DEERFIELD, ILL.  
DEERFIELD




**RJ MELENDEZ**  
SO. / G / 6-7 / 205  
ARECIBO, PUERTO RICO  
CENTRAL POINTE  
CHRISTIAN (FLA.)



**TY RODGERS**  
FR. / G/F / 6-6 / 200  
SAGINAW, MICH.  
THORNTON TOWNSHIP (ILL.)



**PAXTON WARDEN**  
FR. / G / 6-4 / 180  
GLEN ELLYN, ILL.  
GLENBARD WEST



**MATTHEW MAYER**  
GR. / G/F / 6-9 / 225  
AUSTIN, TEXAS  
BAYLOR



**COLEMAN HAWKINS**  
JR. / F / 6-10 / 225  
SACRAMENTO, CALIF.  
PROLIFIC PREP



**DAIN DAINJA**  
SO. / F / 6-9 / 270  
BROOKLYN PARK, MINN.  
BAYLOR



**SKYY CLARK**  
FR. / G / 6-3 / 200  
LOS ANGELES, CALIF.  
MONTVERDE ACADEMY (FLA.)



**BRAD UNDERWOOD**  
HEAD COACH  
6TH YEAR AT ILLINOIS  
10TH YEAR OVERALL



**GEOFF ALEXANDER**  
ASSISTANT COACH  
6TH YEAR AT ILLINOIS



**TIM ANDERSON**  
ASSISTANT COACH  
2ND YEAR AT ILLINOIS



**CHESTER FRAZIER**  
ASSISTANT COACH  
2ND YEAR AT ILLINOIS

