

FIGHTING ILLINI®

2022-23 UNIVERSITY OF ILLINOIS FIGHTING ILLINI BASKETBALL



Game 21 // Illinois (14-6, 5-4) at Wisconsin (12-7, 4-5)

Jan. 28, 2023 // 2 p.m. CT // Madison, Wis. // Kohl Center

TV: FOX – Jason Benetti (Play-by-Play), Stephen Bardo (Analyst)

Radio: Busey Bank Illini Sports Network – Brian Barnhart (Play-By-Play), Deon Thomas (Analyst) // SiriusXM 382, SXM App 972

ILLINOIS 2022-23 SCHEDULE & RESULTS

DATE	OPPONENT	TIME/RESULT	TV
NOVEMBER (6-1)			
7	EASTERN ILLINOIS	W, 87-57	ESPNU
11	KANSAS CITY	W, 86-48	BTN
14	MONMOUTH	W, 103-65	BTN
18	vs. #8 UCLA [1]	W, 79-70	ESPNU
20	vs. #16 Virginia [1]	L, 61-70	ESPN
25	LINDENWOOD	W, 92-59	B1G+
29	SYRACUSE [2]	W, 73-44	ESPN
DECEMBER (3-3)			
2	at #22 Maryland	L, 66-71	BTN
6	vs. #2 Texas [3]	W, 85-78 (OT)	ESPN
10	PENN STATE	L, 59-74	BTN
17	ALABAMA A&M	W, 68-47	BTN
22	vs. Missouri [4]	L, 71-93	SECN
29	BETHUNE-COOKMAN	W, 85-52	FS1
JANUARY (5-2)			
4	at Northwestern	L, 60-73	BTN
7	#14 WISCONSIN	W, 79-69	ESPN2
10	at Nebraska	W, 76-50	BTN
13	MICHIGAN STATE	W, 75-66	FS1
16	at Minnesota	W, 78-60	BTN
19	INDIANA	L, 65-80	FS1
24	OHIO STATE	W, 69-60	ESPN
28	at Wisconsin	2 p.m.	FOX
31	NEBRASKA	6 p.m.	BTN
FEBRUARY			
4	at Iowa	1:30 p.m.	FOX
7	MINNESOTA	7:30 p.m.	BTN
11	RUTGERS	1 p.m.	FS1
14	at Penn State	6 p.m.	ESPN2/U
18	at Indiana	11 a.m.	ESPN2
23	NORTHWESTERN	8 p.m.	BTN
26	at Ohio State	11 a.m.	CBS
MARCH			
2	MICHIGAN	6 p.m.	ESPN
5	at #1 Purdue	11:30 a.m.	FOX
8-12	at Big Ten Tournament [5]		

All Times Listed are Central

BOLD – State Farm Center, Champaign, Ill.

[1] – Continental Tire Main Event, Las Vegas

[2] – ACC/Big Ten Challenge

[3] – Jimmy V Classic, New York City

[4] – McBride Homes Braggin' Rights, St. Louis

[5] – Chicago

ILLINOIS ATHLETICS COMMUNICATION

Address: 1700 S. Fourth St., Champaign, IL 61820

Office: 217-333-1391

Basketball SID: Derrick Burson

Email: burson@illinois.edu

Cell: 217-766-7315

Website: FightingIllini.com

Twitter/Instagram: @IlliniMBB

PROBABLE STARTERS

Pos.	No.	Name	Ht.	Wt.	Yr.	PPG	RPG	APG	Note
G	3	Jayden Epps	6-2	190	Fr.	9.6	2.1	1.6	14 points vs Ohio State
G	0	Terrence Shannon Jr.	6-6	225	Sr.	18.0	5.6	3.2	20.0 ppg over last 6 games
G/F	24	Matthew Mayer	6-9	225	Gr.	10.6	4.8	1.2	13.8 ppg over last 12 games
F	33	Coleman Hawkins	6-10	225	Jr.	9.7	6.2	3.4	11 pts, 9 reb, 6 ast, 3 blk vs Ohio State
F	42	Dain Dainja	6-9	270	r-So.	10.1	5.8	0.6	11.5 ppg, 5.8 rpg over last 4 games

OFF THE BENCH

Pos.	No.	Name	Ht.	Wt.	Yr.	PPG	RPG	APG	Note
G	15	RJ Melendez	6-7	205	So.	6.4	3.3	0.8	10 pts, 4 reb vs Indiana
G	1	Sencire Harris	6-4	160	Fr.	4.0	2.1	1.0	7.5 ppg vs Minnesota and Indiana
G/F	20	Ty Rodgers	6-6	200	Fr.	2.2	3.4	0.9	6.0 ppg, 8.0 rpg over last 2 games
C	12	Brandon Lieb	7-0	220	Jr.	1.3	1.2	0.2	4 pts in career-high 12 min at Minnesota
G	22	Paxton Warden	6-4	180	Fr.	0.2	0.0	0.0	First career FG at Minnesota
F	25	Zacharie Perrin	6-10	220	Fr.	0.0	0.0	0.0	Made first UI appearance vs Indiana
G	5	AJ Redd	6-3	160	Fr.	0.0	0.0	0.0	Former student manager now on roster

OUT

Pos.	No.	Name	Ht.	Wt.	Yr.	PPG	RPG	APG	Note
G	55	Sky Clark	6-3	200	Fr.	7.0	3.7	2.1	Announced leave from team Jan. 6
G	10	Luke Goode	6-7	200	So.	2.0	1.8	0.5	2021-22 stats; recovering from foot injury
F	2	Connor Serven	6-9	235	Jr.	0.2	0.8	0.0	Walkon in third season; foot injury
G	11	Niccolo Moretti	6-1	160	Fr.	—	—	—	Joined team Jan. 26; will redshirt

HEAD COACH BRAD UNDERWOOD

Career Record: 217-99 (.687), 10th year

At Illinois: 108-72 (.600), 6th year

Big Ten: 60-47 (.561)

SERIES NOTES VS. WISCONSIN

All-Time Record / Streak: Illinois leads 115-89 / Illinois W-5

Last Meeting: Illinois 79, #14 Wisconsin 69 (1/7/2023 at Champaign)

Record at Madison / Streak: Wisconsin leads 58-41 / Illinois W-2

Last Meeting at Madison: #5 Illinois 74, #23 Wisconsin 69 (2/27/2021)

Underwood vs. Wisconsin: 5-4

Opening Tips

• Winners of five of its last six games, Illinois next plays at Wisconsin on Saturday afternoon (2 p.m. CT, FOX).

• Illinois has won its last two road game by an average margin of 22.0 points.

• Illinois leads all Big Ten teams with 22 road wins in league play over the last four years.

• Illinois has won five in a row over Wisconsin, its longest streak against the Badgers since the '80s when the Illini won 16 straight from Feb. 12, 1981 through Jan. 12, 1989.

• Illinois has won consecutive games at Kohl Center for the first time since Jan. 25, 2005-Jan. 31, 2006. Illinois has not won more than two straight in Madison since a 10-game streak from Jan. 18, 1979 through Jan. 16, 1988.

• **Terrence Shannon Jr.** is the only power conference player – and one of just nine players nationally – averaging at least 18 points, five rebounds, three assists and one steal on the season.

• Illinois leads the Big Ten and ranks fourth in the country in blocked shots, averaging 6.0 bpg. The current Illini single-season blocks record is 5.4 bpg, set in 1979.

• In its five Big Ten wins, Illinois is averaging 75.4 points while holding opponents to 61.0 points.

• Illinois has not topped 66 points in any of its Big Ten losses, averaging just 62.5 points while allowing opponents to score 74.5 points in those four games.

2022-23 ILLINOIS NUMERICAL ROSTER

No.	Name	Pos.	Ht.	Wt.	Yr.	Hometown	Notable
0	Terrence Shannon Jr.	G	6-6	225	Sr.	Chicago, Ill.	Naismith Trophy & West Award Watch Lists; Preseason All-Big Ten Team
1	Sencire Harris	G	6-4	160	Fr.	Canton, Ohio	Won consecutive Ohio state titles in 2021 and 2022 at St. Vincent-St. Mary
2	Connor Serven	F	6-9	235	Jr.	Prairie City, Ill.	Third year walkon; Academic All-Big Ten
3	Jayden Epps	G	6-2	190	Fr.	Norfolk, Va.	Made game winner to lead Combine Academy to 2022 Hoop State title
5	AJ Redd	G	6-3	160	Fr.	Chicago, Ill.	Former student manager added to roster Dec. 21
10	Luke Goode	G	6-7	200	So.	Fort Wayne, Ind.	Made at least one 3-pointer in 10 games as a freshman
11	Niccolo Moretti	G	6-1	160	Fr.	Bologna, Italy	Joined Illini on Jan. 26 after spending fall at NBA Global Academy
12	Brandon Lieb	C	7-0	220	Hr.	Deerfield, Ill.	Academic All-Big Ten
15	RJ Melendez	G	6-7	205	So.	Arecibo, Puerto Rico	Shot 57% from the field and 60% from 3-point range as a freshman
20	Ty Rodgers	G/F	6-6	200	Fr.	Saginaw, Mich.	Won gold medal with USA at 2022 FIBA U18 Americas Championship
22	Paxton Warden	G	6-4	180	Fr.	Glen Ellyn, Ill.	Walkon won 2022 Illinois state title at Glenbard West
24	Matthew Mayer	G/F	6-9	225	Gr.	Austin, Texas	Super senior won 2021 NCAA title and two Big 12 titles at Baylor
25	Zacharie Perrin	F	6-10	220	Fr.	Grandfontaine, France	Joined Illini on Dec. 20 after spending fall at Sunrise Christian Academy
33	Coleman Hawkins	F	6-10	225	Jr.	Sacramento, Calif.	Illini's leading returning scorer (5.9 ppg) and rebounder (4.3)
42	Dain Dainja	F	6-9	270	r-So.	Brooklyn Park, Minn.	Baylor transfer practiced with Illini during 2022 spring semester
55	Sky Clark	G	6-3	200	Fr.	Los Angeles, Calif.	Top-40 recruit is UI's highest ranked point guard since Ayo Dosunmu

Richmond Family Endowed Men's Head Basketball Coach: Brad Underwood (6th year at Illinois, 10th year overall)

Assistant Coaches: Geoff Alexander (6th year), Tim Anderson (2nd year), Chester Frazier (2nd year)

Assistant to the Head Coach: Zach Hamer (4th year)

Strength & Conditioning Coach: Adam Fletcher (8th year)

Assistant Athletic Director: Joey Biggs (6th year)

Director of Recruiting and Scouting: Tyler Underwood (2nd year)

Video Coordinator: Patrick Bittle (2nd year)

Athletic Trainer: Paul Schmidt (11th year)

Director of Branding and Creative Media: Courtney Bay (2nd year)

Graduate Managers: Bobby Gikas (2nd year) & Marcus Anderson (2nd year)

Pronunciation

DAIN DAINJA	DAYN DAYN-juh	Matthew MAYER	MY-er
Luke GOODE	GOOD-ee	Zacharie PERRIN	PEAR-in
SENCIRE Harris	sin-SEER	Zach HAMER	HAY-mer
Brandon LIEB	LEEB		

RETURNING FOR THE ILLINI IN 2022-23

Category	21-22	Returning	Lost	Return Pct.
Minutes	6,653	1,101	5,552	16.5%
Points	2,456	342	2,114	13.9%
Field Goals	863	119	744	13.8%
3-Pt. FGs	295	44	251	14.9%
Free Throws	435	60	375	13.8%
Rebounds	1,271	235	928	20.2%
Assists	501	81	420	16.2%
Blocks	99	25	74	25.3%
Steals	171	33	138	19.3%

RETURNING ILLINI LEADERS

Category	Player	Stat	21-22 Rank
Minutes	Coleman Hawkins	628	6th
Min./Game	Coleman Hawkins	19.0	7th
Points	Coleman Hawkins	194	5th
Points/Game	Coleman Hawkins	5.9	6th
Field Goals	Coleman Hawkins	68	5th
FG Pct.	RJ Melendez	.569	3rd
3-Pt. FGs	Coleman Hawkins	19	5th
3-Pt. FG Pct.	RJ Melendez	.600	1st
Free Throws	Coleman Hawkins	39	4th
FT Pct.	RJ Melendez	.850	2nd
Off. Reb.	Coleman Hawkins	47	2nd
Def. Reb.	Coleman Hawkins	94	3rd
Tot. Reb.	Coleman Hawkins	141	3rd
Reb./Game	Coleman Hawkins	4.3	3rd
Assists	Coleman Hawkins	50	5th
Blocks	Coleman Hawkins	17	3rd
Steals	Coleman Hawkins	26	3rd

Coaches vs. Cancer

A member of the Coaches vs. Cancer (CvC) Coaches Council, Illini head coach Brad Underwood wore custom painted CvC Nike Air Force 1s on the sidelines during Tuesday night's win over Ohio State. Underwood is joining coaches from across the country who are participating in the annual Suits & Sneakers Week (Jan. 23-29).

This is a nationwide event created to raise funds and awareness about the fight against cancer and promotes the American Cancer Society as a source of inspiration and hope for those facing cancer. Since the CvC program began in 1993, college and high school coaches have raised more than \$140 million in the fight against cancer.

Highlighting his service to Coaches vs. Cancer, Underwood hosts an annual country/western themed fundraiser called "Kickin' Cancer" at Gordyville USA, a horse show arena in Gifford, Illinois, about 30 minutes outside of Champaign. Last spring, Underwood welcomed back former Fighting Illini head coaches Bill Self (one week after winning the NCAA title) and Lon Kruger as celebrity guests for the 2022 edition of Kickin' Cancer. The dinner was a sold-out event with more than 1,200 guests in attendance. It was the most attended social/gala for the entire Coaches vs. Cancer program last year, with the evening raising nearly \$300,000.

This year's Kickin' Cancer dinner and auction at Gordyville USA is set for Tuesday, April 11. Tickets are on sale now at coachesvscancerillinois.com.

Illini Items

• Illinois is the winningest team in the Big Ten over the last four seasons, registering a 49-20 mark in league play. The Illini won the regular season championship in 2022, led the conference in wins while adding a B1G Tournament crown in 2021, and finished one game back of the title in 2020.

Big Ten Wins (2020 through 2023)

1.	Illinois	49
2.	Purdue	45
3.	Wisconsin	43

Big Ten Win Percentage (2020 through 2023)

1.	Illinois	.710	(49-20)
2.	Purdue	.652	(45-24)
3.	Wisconsin	.623	(43-26)

• Illinois is one of six teams in the country with multiple kenpom top-10 wins this season, defeating No. 4 UCLA on Nov. 18 in Las Vegas and No. 9 Texas on Dec. 6 at Madison Square Garden:

Xavier (3)	#6 UConn, #8 Marquette, at #6 UConn
Arizona (2)	#2 Tennessee, #4 UCLA
Baylor (2)	vs. #4 UCLA, #10 Kansas
Illinois (2)	vs. #4 UCLA, vs. #9 Texas
Kansas State (2)	at #10 Kansas, #9 Texas
Providence (2)	#6 UConn, #8 Marquette

Ticket Information

Illinois men's basketball tickets can be purchased online at fightingillini.com or by phone at 1-866-ILLINI-1.

ILLINI RECORD UNDER BRAD UNDERWOOD

	2022-23	Total			
Plays at home	10-2	70-22	Wears white uniforms	5-1	36-12
Plays on the road	2-2	26-34	Wears white throwback uniforms	3-3	16-10
Plays at neutral site	2-2	12-16	Wears orange uniforms	4-1	28-16
Plays at United Center	0-0	1-3	Wears orange throwback uniforms	2-1	23-13
Big Ten record	5-4	60-47	Wears blue uniforms	0-0	2-20
Big Ten at home	3-2	35-18	NCAA Tournament	0-0	2-2
Big Ten on the road	2-2	24-28	Big Ten Tournament	0-0	4-3
Big Ten at neutral site	0-0	1-1	In November	6-1	28-10
When ranked (AP)	8-4	53-25	In December	3-3	20-18
Plays a ranked (AP) opponent	3-2	20-28	In January	5-2	26-19
Plays a Top-10 (AP) opponent	2-0	12-10	In February	0-0	21-18
Wins the game before	7-6	66-40	In March	0-0	13-7
Loses the game before	6-0	37-31	Plays during the day	2-2	34-22
Leading at the half	12-1	84-23	Plays at night (5 pm or after start)	12-4	74-50
Tied at the half	0-0	4-1	Overtime	1-0	7-5
Trailing at the half	2-5	20-48	Margin is 5 points or less	0-1	28-18
Shoots 45% or better	11-0	73-16	Margin is 6-10 points	5-1	25-26
Shoots less than 45%	3-6	35-56	Margin is 11-20 points	1-3	23-22
Opp. shoots less than 45%	14-3	89-18	Margin is more than 20	8-1	32-6
Opp. shoots 45% or better	0-3	19-54	Scores 59 points or less	0-1	6-14
Shoots better/same than opp.	14-1	94-8	Scores 60-69 points	1-4	13-33
Shoots worse than opp.	0-5	14-64	Scores 70-79 points	6-1	43-15
Shoots more/same FT than opp.	11-3	80-23	Scores 80-89 points	4-0	21-8
Shoots fewer FT than opp.	3-3	28-49	Scores 90-99 points	1-0	18-2
Makes more/same FT than opp.	12-2	82-19	Scores 100+ points	1-0	6-0
Makes fewer FT than opp.	2-4	26-53	On CBS	0-0	3-2
Grabs more/same reb. than opp.	12-4	83-31	On FOX	0-0	2-3
Grabs fewer rebounds than opp.	2-2	25-41	On ESPN	3-1	11-6
Scores more/same bench pts than opp.	10-6	74-40	On ESPN2	1-0	8-6
Scores fewer bench pts than opp.	4-0	34-32	On BTN	5-3	47-27
Has fewer/equal turnovers than opp.	9-1	60-39	On FS1	2-1	13-19
Has more turnovers than opp.	5-5	48-33	On ESPNU	2-0	6-4
Scores 70 or more points	12-1	88-25	On ESPNEWS	0-0	1-1
Has 15+ assists	8-0	61-23	On TBS	0-0	1-0
Has a 20+ point scorer	10-2	67-34	On TNT	0-0	1-0
			On B1G+	1-0	14-1

• Illinois has three AP top-15 wins this season (No. 2 Texas, No. 8 UCLA and No. 14 Wisconsin), tied for fourth-most nationally:

Alabama (4)	vs. #12 Michigan State, vs. #1 North Carolina, at #1 Houston, at #15 Arkansas
Arizona (4)	vs. #10 Creighton, vs. #14 Indiana, #6 Tennessee, #5 UCLA
Iowa State (4)	vs. #1 North Carolina, #12 Baylor, #7 Texas, #5 Kansas State
Baylor (3)	vs. #8 UCLA, vs. #14 Gonzaga, #9 Kansas
Illinois (3)	vs. #8 UCLA, vs. #2 Texas, #14 Wisconsin
Kansas (3)	vs. #7 Duke, #14 Indiana, #14 Iowa State

• **Terrence Shannon Jr.** ranks fifth in the Big Ten in scoring (18.0 ppg), first in free throws made (108) and first in attempts (137).

• At his current pace, **Shannon** is on track to enter the top five in school history for both free throws made and attempted in a season.

• **Shannon** is averaging 20.0 points over the last six games (120), topping 20 points three times. He ranks fifth in the Big Ten with seven 20-point games this season.

• **Shannon** has scored in double figures in six-straight games, the longest streak of his career.

• **Matthew Mayer** has scored in double figures in 10 of the last 12 games, averaging 13.8 points (166).

• **Mayer's** scoring spree included five straight games in double digits from Jan. 4-16, the longest streak of his career.

• **Mayer** is averaging 2.4 blocks over the last eight games (19), highlighted by a career-high six rejections in the Jan. 13 win over Michigan State.

• **Dain Dainja** is one of two players nationally (Rashaun Agee, Bowling Green) averaging at least 10 points, five rebounds and one block in less than 20 minutes per game.

• **Dainja** ranks 18th nationally in 2-point field goal percentage at 69.9% (86-123).

2022-23 BIG TEN STANDINGS (THROUGH JAN. 26)

		Big Ten	Overall
1.	Purdue	9-1	20-1
2.	Rutgers	6-3	14-6
3.	Northwestern	5-3	14-5
4.	Michigan State	6-4	14-7
5.	ILLINOIS	5-4	14-6
	Indiana	5-4	14-6
	Michigan	5-4	11-9
8.	Maryland	4-5	13-7
	Penn State	4-5	13-7
	Wisconsin	4-5	12-7
	Iowa	4-5	12-8
12.	Ohio State	3-6	11-9
13.	Nebraska	3-7	10-11
14.	Minnesota	1-8	7-12

THIS WEEK IN THE BIG TEN

Monday, Jan. 23

Northwestern def. Wisconsin 66-63 BTN

Tuesday, Jan. 24

Rutgers def. Penn State 65-45 BTN

Illinois def. Ohio State 69-60 ESPN

Wednesday, Jan. 25

Maryland def. Wisconsin 73-55 BTN

Northwestern def. Nebraska 78-63 FS2

Indiana def. Minnesota 61-57 BTN

Thursday, Jan. 26

Michigan State def. Iowa 63-61 FS1

#1 Purdue def. Michigan 75-70 FS1

Saturday, Jan. 28

Minnesota at Northwestern 11 a.m. BTN

Illinois at Wisconsin 2 p.m. FOX

Nebraska at Maryland 3:30 p.m. BTN

Ohio State at Indiana 7 p.m. FOX

Sunday, Jan. 29

Michigan at Penn State 11 a.m. BTN

Michigan State at #1 Purdue 11:15 a.m. CBS

Rutgers at Iowa 1 p.m. BTN

ILLINOIS SEASON/CAREER TOTALS

	2022-23	Career*
Starts		
Coleman Hawkins	20	34
Matthew Mayer	20	20
Terrence Shannon Jr.	20	20
Sky Clark	12	12
RJ Melendez	11	12
Dain Dainja	8	8
Sencire Harris	7	7
Jayden Epps	2	2
Leads Team in Scoring		
Terrence Shannon Jr.	10	10
Matthew Mayer	5	5
Dain Dainja	3	3
Sky Clark	1	1
Jayden Epps	1	1
Coleman Hawkins	0	1
Leads Team in Rebounding		
Coleman Hawkins	8	10
Terrence Shannon Jr.	6	6
Dain Dainja	4	4
Matthew Mayer	2	2
Sky Clark	1	1
Sencire Harris	1	1
RJ Melendez	1	1
Luke Goode	0	1
Double-Digit Scoring Games		
Terrence Shannon Jr.	17	17
Coleman Hawkins	9	16
Jayden Epps	13	13
Matthew Mayer	11	11
Dain Dainja	7	7
Sky Clark	4	4
RJ Melendez	4	4
Sencire Harris	1	1
20+ Point Games		
Terrence Shannon Jr.	7	7
Dain Dainja	3	3
Coleman Hawkins	2	2
Matthew Mayer	2	2
Jayden Epps	1	1
10+ Rebound Games		
Coleman Hawkins	3	5
Dain Dainja	2	2
Terrence Shannon Jr.	2	2
Matthew Mayer	1	1
Double-Doubles		
Coleman Hawkins	3	4
Dain Dainja	2	2
Terrence Shannon Jr.	2	2
Matthew Mayer	1	1
Triple-Doubles		
Coleman Hawkins	1	1
5+ 3-Point FG Games		
Coleman Hawkins	2	2
Terrence Shannon Jr.	2	2
Jayden Epps	1	1
Matthew Mayer	1	1
5+ Assist Games		
Coleman Hawkins	5	6
Terrence Shannon Jr.	4	4
Sky Clark	1	1
Jayden Epps	1	1
Matthew Mayer	1	1
Ty Rodgers	1	1
3+ Steal Games		
Terrence Shannon Jr.	4	4
Dain Dainja	3	3
Sencire Harris	3	3
Coleman Hawkins	0	3
Jayden Epps	1	1
RJ Melendez	1	1
3+ Block Games		
Dain Dainja	5	5
Coleman Hawkins	4	5
Matthew Mayer	4	4
RJ Melendez	1	1

* = at Illinois

- **Dainja** has made at least 60% from the field in 16 of 20 games.
 - **Dainja** ranks 66th nationally in block rate (7.2) on the season. He has blocked at least three shots in four of the last eight games, averaging 2.1 blocks during that stretch (17).
 - Freshman **Jayden Epps** has scored in double figures in seven of the last nine games, averaging 10.3 points (93).
 - **Epps** has 10 assists with just four turnovers in 135 minutes over the last five games (2.5 a/to ratio).
 - Illinois is 11-0 when shooting at least 45% from the field, and 12-1 when scoring at least 70 points.
 - Illinois is a balanced offensive team, with seven players averaging at least 6.4 points.
 - Illinois' top three leading scorers this season are transfers.
 - Illinois has had five players record a 20-point game this season, and eight players reach double figures scoring.
 - Five different players have been Illinois' leading scorer in a game, while seven different players have been the UI's top rebounder.
 - Illinois has outrebounded 16 of 20 opponents and ranks second in the Big Ten and No. 31 in the NCAA with a 5.8 average rebound margin.
 - Illinois reserves are combining to score 22.2 points per game, ranking third in the BIG. The Illini bench has outscored its opponent in 15 of 20 games, and by an average of 7.2 points.
 - Illinois is making 8.4 three-pointers per game, ranking third in the Big Ten. Last season the Illini set a school single-season record, averaging 8.9 made threes.
 - Illinois has six newcomers among its current 8-man playing rotation. The Illinois rotation features five underclassmen: three true freshmen and two sophomores.
 - Illinois is a dramatically different team this season, welcoming three power-five transfers and five freshmen in a top-10 ranked recruiting class to account for eight scholarship newcomers.
 - Illinois' revamped roster ranks No. 298 in experience and No. 344 in minutes continuity according to kenpom, ahead of only three power conference teams.
 - Illinois is replacing all five regular starters, its top five leading scorers, and a total of 10 players from last year's Big Ten champions. The Illini lost 86% of its points, 80% of its rebounds, and 83% of its minutes played from a year ago.
- Notes from the Last Time Out: Illinois 69, Ohio State 60 (Jan. 24)**
- Illinois moved above .500 in Big Ten play for the second time this season, now at 5-4.
 - Illinois won its first game over Ohio State in Champaign since Jan. 1, 2017, snapping a two-game home skid to the Buckeyes.
 - Illinois shot a season-high 88.9 percent from the free throw line, making 16-of 18.
 - Ohio State entered the game ranked sixth nationally in offensive efficiency, but Illinois' defense held the Buckeyes to just 60 points on 36.7% shooting.
 - Illinois outrebounded Ohio State 44 to 30, its second-largest rebounding margin over a Big Ten opponent.
 - Illinois has grabbed 14 offensive rebounds for the third-straight game, scored 13 second-chance points.
 - Four Illini had at least seven rebounds, the second time this season with such an occurrence, and first since the season opener vs. Eastern Illinois.
 - The Illini led the Buckeyes 16-1 in fast break points. It was Illinois' most against a power conference team, and fewest allowed to an opponent this season.
 - Illinois had six blocks in the contest, the seventh time in the last eight games they've reached that mark.
 - **Terrence Shannon Jr.** scored a game-high 17 points, including 9-for-9 at the foul line.
 - **Coleman Hawkins** scored 11 points, and tallied nine rebounds, game-high six assists and three blocked shots.
 - Freshman **Jayden Epps** scored 14 points in the second start of his career, his first in a Big Ten game.
 - **Matthew Mayer** scored 12 points, knocking down two 3-pointers, and added eight rebounds.
 - Freshman **Ty Rodgers** scored four points and tied his career high with eight rebounds.

NCAA

Official Basketball Box Score - Final

Wisconsin at Illinois

01/07/23 State Farm Center, Champaign, IL

2022-23 Men's Basketball

Game Time: 12:30 PM

Game Duration: 2:03

Attendance: 15,544

Officials: D.J. Carlstensen, Kelly Pfeifer, Lewis Garrison

Wisconsin - 69

Record: 11-3 (3-1)

NO.	Name	Min	FG M-A	3P M-A	FT M-A	Rebounds OR DR TOT	Fouls PF FD	TP	AS	TO	ST	Blocks BS BA	+/-							
14	Carter Gilmore	F 30:36	2-3	0-0	0-1	3 4 7	3 2	4	1	1	0	0 0	-7							
22	Steven Crowl	F 28:35	9-18	1-7	1-2	4 8 12	3 3	20	3	2	0	1 1	-11							
2	Jordan Davis	G 26:15	2-4	1-3	0-1	0 4 4	3 1	5	0	0	0	0 0	-1							
11	Max Klesmit	G 33:13	4-9	2-5	1-3	1 3 4	4 3	11	1	0	2	1 1	-11							
23	Chucky Hepburn	G 36:12	8-18	3-7	3-5	0 3 3	2 4	22	7	3	4	0 2	-5							
35	Markus Ilver	18:41	1-6	0-3	0-0	1 2 3	0 0	2	0	0	0	0 1	-2							
3	Connor Essegian	22:40	2-5	1-3	0-0	0 0 0	3 1	5	0	2	0	0 1	-4							
4	Kamari McGee	02:29	0-1	0-1	0-0	0 0 0	1 0	0	0	1	0	0 0	-9							
21	Chris Hodges	01:19	0-0	0-0	0-0	1 0 1	2 0	0	0	0	0	0 0	0							
Team						0 0 0		0		0										
Totals						28:64	8-29	5-12	10	24	34	21	14	69	12	9	6	2	6	-10

Technical Fouls: NONE

Shooting By Period

1st FG% 11-27 40.7%

3PT% 4-14 28.6%

FT% 1-3 33.3%

2nd FG% 17-37 45.9%

3PT% 4-15 26.7%

FT% 4-9 44.4%

GM FG% 28-64 43.8%

3PT% 8-29 27.6%

FT% 5-12 41.7%

Dead Ball Rebounds: 2, 0

Illinois - 79

Record: 10-5 (1-3)

NO.	Name	Min	FG M-A	3P M-A	FT M-A	Rebounds OR DR TOT	Fouls PF FD	TP	AS	TO	ST	Blocks BS BA	+/-							
24	Matthew Mayer	F 29:52	2-5	1-2	5-6	2 4 6	3 5	10	3	0	0	2 0	8							
33	Coleman Hawkins	F 32:34	7-11	6-9	0-0	0 5 5	2 0	20	1	2	0	0 0	7							
42	Dain Dainja	F 24:11	2-6	0-0	0-2	2 4 6	2 5	4	1	1	0	3 1	5							
0	Terrence Shannon Jr.	G 31:19	7-11	1-2	9-12	0 8 8	4 7	24	3	2	1	1 0	5							
1	Sencire Harris	G 15:16	0-2	0-0	0-0	0 0 0	1 1	0	2	0	3	0 0	13							
3	Jayden Epps	29:22	5-8	2-3	3-4	1 2 3	1 2	15	2	4	1	0 0	3							
15	RJ Melendez	24:31	1-6	0-3	2-2	1 5 6	1 1	4	2	0	0	0 1	4							
20	Ty Rodgers	12:55	1-4	0-0	0-0	1 2 3	0 0	2	0	1	0	0 0	5							
Team						0 0 0		0		0										
Totals						25:53	10-19	19-26	7	30	37	14	21	79	14	10	5	6	2	10

Technical Fouls: NONE

Shooting By Period

1st FG% 13-31 41.9%

3PT% 4-9 44.4%

FT% 0-2 0%

2nd FG% 12-22 54.5%

3PT% 6-10 60.0%

FT% 19-24 79.2%

GM FG% 25-53 47.2%

3PT% 10-19 52.6%

FT% 19-26 73.1%

Dead Ball Rebounds: 4, 1

	WIS	ILL
Biggest lead	5 (1st 14:11)	15 (2nd 5:34)
Best Scoring Run	6 (2nd 13:26)	11 (1st 1:12)
Lead Changes	3	
Times Tied	2	
Time with Lead	14:12	23:15

Points from Turnovers	WIS	ILL
Paint	38	26
Second Chance	10	4
Fast Breaks	5	7
Bench	7	21

Period by Period Scoring			
	1st	2nd	TOT
WIS	27	42	69
ILL	30	49	79

• A Look Back at the Last Illinois-Wisconsin Game:

• Illinois 79, #14 Wisconsin 69 // Jan. 7, 2023 at Champaign

The Fighting Illini returned to the win column in a big way, knocking off No. 14 Wisconsin, 79-69, in front of a sellout crowd at State Farm Center.

The win halted a three-game skid in conference play for the Illini, while the league-leading Badgers suffered their first loss since Nov. 29, snapping a string of six consecutive wins.

The teams battled throughout the first half with neither squad able to push ahead by more than five points early in the game. The Illini, fueled by timely 3-point shooting and a continued emphasis on the defensive end, took control of the game with a 24-6 run that spanned the final 4:20 of the first half (11-3), and the first five minutes out of halftime (13-3).

That run erased a five-point Illini deficit (24-19), and gave the Orange and Blue a 13-point lead (43-30) with just more than 15 minutes left in the contest. From that point on, the Badgers drew no closer than seven points, as the Illini closed out their third top-15 win of the season.

Four Illini tallied double-digits scoring, led by a 24-point effort from Terrence Shannon Jr., his fifth 20-point game of the season.

Coleman Hawkins scored 20 behind a career-high six 3-pointers. Jayden Epps (15), and Matthew Mayer (10), also scored in double figures.

Three-point shooting proved to be a difference in the game, as the Illini shot a season-high 52.6% (10-19) from beyond the arc, while holding the Badgers to just 28% (8-29).

Current Illini Career Stats vs. Wisconsin

Terrence Shannon Jr. (1 G): 24 pts, 8 reb, 3 ast

Highlight: Game-high 24 points and team-high 8 rebounds earlier this month in Champaign.

Jayden Epps (1 G): 15 pts, 3 reb, 2 ast

Highlight: BIG-high 15 points earlier this month in Champaign.

Matthew Mayer (1 G): 10 pts, 6 reb, 3 ast, 2 blk

Highlight: 10 points and 6 rebounds earlier this month in Champaign.

Coleman Hawkins (4 G): 5.5 ppg (22), 1.5 rpg (6)

Highlight: 20 points with career high six 3-pointers earlier this month in Champaign.

Dain Dainja (1 G): 4 pts, 6 reb, 3 blk

Highlight: 6 rebounds and game-high 3 blocks earlier this month in Champaign.

RJ Melendez (2 G): 2.0 ppg (4), 3.5 rpg (7)

Ty Rodgers (1 G): 2 pts, 3 reb

Sencire Harris (1 G): 0 pts, 0 reb, 2 ast, 3 stl

Highlight: Career-high 3 steals earlier this month in Champaign.

Luke Goode (1 G): 0 pts, 1 reb

Nebraska Game Time Change

Illinois’ next home game versus Nebraska on Tuesday, Jan. 31 has been changed to a **6 p.m.** CT start. Television designation remains Big Ten Network.

The adjustment to move the Illini-Cornhuskers game up 30 minutes will allow for the rescheduled Northwestern at Iowa game to start at 8 p.m. that night.

Shannon Jr. Midseason Candidate for Oscar Robertson Trophy

The U.S. Basketball Writers Association (USBWA) has unveiled its midseason 50 candidates for the Oscar Robertson Trophy, awarded to the national player of the year. Illini senior guard **Terrence Shannon Jr.** is one of six Big Ten players on the watch list.

Since the 1958-59 season, the USBWA has named a National Player of the Year. In 1998, the award was named in honor of the University of Cincinnati Hall of Famer and two-time USBWA Player of the Year Oscar Robertson. It is the nation’s oldest award and the only one named after a former player.

At the conclusion of the regular season, the entire USBWA membership will vote for the award. The winner of the award will be announced at the 2023 Men’s Final Four in Houston with the formal presentation to follow at the annual USBWA Awards Luncheon hosted by the Missouri Athletic Club in St. Louis.

G19 Notes from the 80-65 Loss to Indiana (Jan. 19)

• **Terrence Shannon Jr.** scored 26, his most points in a Big Ten game.

• It was **Shannon’s** most points in 15 games, and marked his seventh 20-point game this season.

• **Shannon** went 4-for-7 from behind the arc, his fourth game of the season with at least four threes.

• **RJ Melendez** scored in double figures for the fifth time this season, finishing with 10 points.

• **Melendez** was 2-of-3 from 3-point land, making a season-high two triples for the sixth time.

• **Dain Dainja** had nine points and led the Illini with eight boards, his third time as Illinois’ leading rebounder and first since the Virginia game on Nov. 20.

• Freshman **Zacharie Perrin** made his Illini debut.

A Look Back at the Last Illinois-Wisconsin Game:

• **Illinois 79, #14 Wisconsin 69 // Jan. 7, 2023 at Champaign**

The Fighting Illini returned to the win column in a big way, knocking off No. 14 Wisconsin, 79-69, in front of a sellout crowd at State Farm Center.

The win halted a three-game skid in conference play for the Illini, while the league-leading Badgers suffered their first loss since Nov. 29, snapping a string of six consecutive wins.

The teams battled throughout the first half with neither squad able to push ahead by more than five points early in the game. The Illini, fueled by timely 3-point shooting and a continued emphasis on the defensive end, took control of the game with a 24-6 run that spanned the final 4:20 of the first half (11-3), and the first five minutes out of halftime (13-3).

That run erased a five-point Illini deficit (24-19), and gave the Orange and Blue a 13-point lead (43-30) with just more than 15 minutes left in the contest. From that point on, the Badgers drew no closer than seven points, as the Illini closed out their third top-15 win of the season.

Four Illini tallied double-digits scoring, led by a 24-point effort from **Terrence Shannon Jr.**, his fifth 20-point game of the season.

Coleman Hawkins scored 20 behind a career-high six 3-pointers. **Jayden Epps** (15), and **Matthew Mayer** (10), also scored in double figures.

Three-point shooting proved to be a difference in the game, as the Illini shot a season-high 52.6% (10-19) from beyond the arc, while holding the Badgers to just 28% (8-29).

Current Illini Career Stats vs. Wisconsin

Terrence Shannon Jr. (1 G): 24 pts, 8 reb, 3 ast

Highlight: Game-high 24 points and team-high 8 rebounds earlier this month in Champaign.

Jayden Epps (1 G): 15 pts, 3 reb, 2 ast

Highlight: B1G-high 15 points earlier this month in Champaign.

Matthew Mayer (1 G): 10 pts, 6 reb, 3 ast, 2 blk

Highlight: 10 points and 6 rebounds earlier this month in Champaign.

Coleman Hawkins (4 G): 5.5 ppg (22), 1.5 rpg (6)

Highlight: 20 points with career high six 3-pointers earlier this month in Champaign.

Dain Dainja (1 G): 4 pts, 6 reb, 3 blk

Highlight: 6 rebounds and game-high 3 blocks earlier this month in Champaign.

RJ Melendez (2 G): 2.0 ppg (4), 3.5 rpg (7)

Ty Rodgers (1 G): 2 pts, 3 reb

Sencire Harris (1 G): 0 pts, 0 reb, 2 ast, 3 stl

Highlight: Career-high 3 steals earlier this month in Champaign.

Luke Goode (1 G): 0 pts, 1 reb

- Indiana had 17 turnovers, tying the most by an Illini opponent in Big Ten play.
- Illinois scored 18 points off turnovers, equaling its most against a power conference team (Syracuse).
- Illinois had 14 offensive rebounds, its fourth Big Ten game grabbing at least 13 of its own misses.

G18 Notes from the 78-60 Win at Minnesota (Jan. 16)

- Illinois won its fourth straight Big Ten game after starting league play 0-3.
- Illinois recorded its second four-game winning streak this season.
- The Illini have now recorded a four-game winning streak in conference play in five-straight seasons.
- Illinois has won five straight over Minnesota, its longest streak against the Gophers since a school-record 20 consecutive wins from March 4, 1999, through March 15, 2008.
- Illinois has also won three straight at Williams Arena, its longest winning streak in Minneapolis since taking eight straight from Feb. 17, 2000, through Feb. 12, 2008.
- Illinois scored 54 points in the paint, its highest mark since tallying 58 at Penn State on Dec. 23, 2020.
- The Illini outrebounded the Gophers 50-29, with a 36-21 advantage on the defensive end.
- The +21 rebounding margin is Illinois' highest mark against a power conference team this season.
- Illinois grabbed 14 offensive rebounds, scoring 14 second-chance points.
- The Illini held the Gophers to 8-29 shooting (27.6%) in the second half, outscoring the hosts 43-28.
- The Illinois bench outscored its Minnesota counterparts 27-13.
- **Matthew Mayer** scored 19 points for the second straight game. He also secured 10 rebounds and added two blocks in recording his first career double-double.
- **Mayer** has double-digit scoring efforts in five-straight games, the longest streak of his career.
- **Dain Dainja** had 11 points, going 5-for-6 from the floor, scoring in double figures in back-to-back games.
- Freshman **Sencire Harris** scored seven points and grabbed a career-high eight rebounds.

2022-23 FIGHTING ILLINI STARTING LINE-UPS

Date	Game	G	G	G/F	G/F	F	Record*
Nov. 7	Eastern Illinois	Clark	Shannon Jr.	Melendez	Mayer	Hawkins	1-0 (1)
Nov. 11	Kansas City	Clark	Shannon Jr.	Melendez	Mayer	Hawkins	2-0
Nov. 14	Monmouth	Clark	Shannon Jr.	Melendez	Mayer	Hawkins	3-0
Nov. 18	vs. UCLA	Clark	Shannon Jr.	Melendez	Mayer	Hawkins	4-0
Nov. 20	vs. Virginia	Clark	Shannon Jr.	Melendez	Mayer	Hawkins	4-1
Nov. 25	Lindenwood	Clark	Shannon Jr.	Melendez	Mayer	Hawkins	5-1
Nov. 29	Syracuse	Clark	Shannon Jr.	Melendez	Mayer	Hawkins	6-1
Dec. 2	at Maryland	Clark	Shannon Jr.	Melendez	Mayer	Hawkins	6-2
Dec. 6	vs. Texas	Clark	Shannon Jr.	Melendez	Mayer	Hawkins	7-2
Dec. 10	Penn State	Clark	Shannon Jr.	Melendez	Mayer	Hawkins	7-3
Dec. 17	Alabama A&M	Clark	Shannon Jr.	Epps	Mayer	Hawkins	1-0 (2)
Dec. 22	vs. Missouri	Clark	Shannon Jr.	Melendez	Mayer	Hawkins	7-4
Dec. 29	Bethune-Cookman	Harris	Shannon Jr.	Dainja	Mayer	Hawkins	1-0 (3)
Jan. 4	at Northwestern	Harris	Shannon Jr.	Dainja	Mayer	Hawkins	1-1
Jan. 7	Wisconsin	Harris	Shannon Jr.	Dainja	Mayer	Hawkins	2-1
Jan. 10	at Nebraska	Harris	Shannon Jr.	Dainja	Mayer	Hawkins	3-1
Jan. 13	Michigan State	Harris	Shannon Jr.	Dainja	Mayer	Hawkins	4-1
Jan. 16	at Minnesota	Harris	Shannon Jr.	Dainja	Mayer	Hawkins	5-1
Jan. 19	Indiana	Harris	Shannon Jr.	Dainja	Mayer	Hawkins	5-2
Jan. 24	Ohio State	Epps	Shannon Jr.	Dainja	Mayer	Hawkins	1-0 (4)
Jan. 28	at Wisconsin						
Jan. 31	Nebraska						
Feb. 4	at Iowa						
Feb. 7	Minnesota						
Feb. 11	Rutgers						
Feb. 14	at Penn State						
Feb. 18	at Indiana						
Feb. 23	Northwestern						
Feb. 26	at Ohio State						
March 2	Michigan						
March 5	at Purdue						

* - Running total of Illinois' overall record when this line-up is starting

TOP 25 NATIONAL RANKINGS

ASSOCIATED PRESS POLL (JAN. 23)

Rk.	School	Record	Points	Previous
1.	Purdue (39)	19-1	1,527	3
2.	Alabama (23)	17-2	1,511	4
3.	Houston	18-2	1,333	1
4.	Tennessee	16-3	1,298	9
5.	Kansas State	17-2	1,254	13
6.	Arizona	17-3	1,195	11
7.	Virginia	15-3	1,160	10
8.	UCLA	17-3	1,155	5
9.	Kansas	16-3	1,117	2
10.	Texas	16-3	980	7
11.	TCU	15-4	875	14
12.	Iowa State	14-4	817	12
13.	Xavier	16-4	807	8
14.	Gonzaga	17-4	784	6
15.	Auburn	16-3	699	16
16.	Marquette	16-5	600	20
17.	Baylor	14-5	497	21
18.	Charleston	21-1	445	18
19.	Connecticut	16-5	372	15
20.	Miami	15-4	328	17
21.	Florida Atlantic	19-1	271	24
22.	Saint Mary's	18-4	254	-
23.	Providence	15-5	194	22
24.	Clemson	16-4	169	19
25.	New Mexico	18-2	156	-

COACHES POLL (JAN. 23)

Rk.	School	Record	Points	Previous
1.	Purdue (24)	19-1	792	3
2.	Alabama (8)	17-2	771	4
3.	Houston	18-2	684	1
4.	Tennessee	16-3	648	9
5.	Kansas State	17-2	636	15
6.	Virginia	15-3	623	10
7.	UCLA	17-3	584	5
8.	Arizona	17-3	574	11
9.	Kansas	16-3	568	2
10.	Texas	16-3	493	7
11.	TCU	15-4	446	13
12.	Xavier	16-4	441	8
13.	Iowa State	14-4	405	12
14.	Gonzaga	17-4	366	6
15.	Marquette	16-5	306	18
16.	Auburn	16-3	290	17
17.	Baylor	14-5	256	22
18.	Charleston	21-1	203	21
19.	Miami	15-4	201	16
20.	Connecticut	16-5	191	14
21.	Providence	15-5	155	20
22.	Saint Mary's	18-4	139	24
23.	Clemson	16-4	129	19
24.	Florida Atlantic	19-1	104	-
25.	Duke	14-5	71	-

ILLINI WEEK-BY-WEEK RANKINGS

	AP	Coaches		AP	Coaches
Preseason	23	23	Jan. 16	RV	23
Nov. 14	19	20	Jan. 23	RV	RV
Nov. 21	16	14	Jan. 30		
Nov. 28	16	17	Feb. 6		
Dec. 5	17	17	Feb. 13		
Dec. 12	18	19	Feb. 20		
Dec. 19	16	16	Feb. 27		
Dec. 26	RV	22	March 6		
Jan. 2	RV	24	March 13		
Jan. 9	RV	RV	Final		

ILLINOIS IN THE BIG TEN RANKINGS ALL GAMES (THROUGH JAN. 26)

Scoring Offense	4th	75.9 ppg
Scoring Defense	6th	64.3 ppg
Scoring Margin	2nd	+11.6 ppg
Field Goal Percentage	5th	.456
Field Goal Percentage Defense	4th	.401
3-Pt FG Percentage	9th	.326
3-Pt FG Percentage Defense	6th	.316
3-Point Field Goals	3rd	8.4 avg.
Free Throw Percentage	12th	.664
Rebounding Offense	2nd	39.2 rpg
Rebounding Defense	5th	33.4 rpg
Offensive Rebounds	4th	12.1 rpg
Defensive Rebounds	5th	27.1 rpg
Rebounding Margin	2nd	+5.8 rpg
Offensive Rebound Percentage	2nd	.342
Defensive Rebound Percentage	9th	.728
Turnover Margin	8th	0.8
Turnovers	14th	13.6 avg.
Opponent Turnovers	3rd	14.3 avg.
Assist/Turnover Ratio	13th	1.02
Assists	7th	13.8 apg
Blocked Shots	1st	6.1 bpg
Steals	3rd	7.4 spg

ILLINI PLAYERS IN THE BIG TEN RANKINGS ALL GAMES (THROUGH JAN. 26)

Scoring

5. Terrence Shannon Jr.	18.0 ppg
-------------------------	----------

Rebounding

19. Coleman Hawkins	6.2 rpg
---------------------	---------

Offensive Rebounding

11. Dain Dainja	2.3 rpg
13. Coleman Hawkins	2.1 rpg

Defensive Rebounding

N/A

Field Goal Percentage (min. 5 made/g)

10. Terrence Shannon Jr.	.449 (109-243)
--------------------------	----------------

3-Point Field Goal Percentage (min. 2.5 made/g)

N/A

3-Point Field Goals

15. Matthew Mayer	1.8 avg
-------------------	---------

Free Throw Percentage (min. 2.5 made/g)

9. Terrence Shannon Jr.	.781 (107-137)
-------------------------	----------------

Assists

14. Coleman Hawkins	3.4 apg
---------------------	---------

Assist/Turnover Ratio (min. 3 ast/g)

14. Terrence Shannon Jr.	1.4 (63:45)
--------------------------	-------------

Blocked Shots

5. Dain Dainja	1.4 bpg
9. Matthew Mayer	1.4 bpg
11. Coleman Hawkins	1.2 bpg

Steals

13. Terrence Shannon Jr.	1.4 spg
--------------------------	---------

Minutes

14. Terrence Shannon Jr.	31.8 mpg
--------------------------	----------

- Freshman **Ty Rodgers** scored a career-high eight points and tied his career high with eight boards.

- **Brandon Lieb** matched his career high with four points. Lieb also tallied two rebounds in nine first-half minutes and played a total of 12:19, setting his career high in minutes.

G17 Notes from the 75-66 Home Win over Michigan State (Jan. 13)

- The nine-point win was Illinois' largest victory margin over Michigan State in 11 years, since a 71-62 home win on Jan. 18, 2011.

- The Illini have won now three in a row over the Spartans, Illinois' longest streak vs. MSU since winning five straight from Feb. 18, 2003 through March 4, 2006.

- Illinois has back-to-back home wins over Michigan State for the first time since winning three straight over the Spartans in Champaign from Feb. 6, 2010 through Jan. 31, 2012.

- Illinois trailed by as many as nine points in the second half (41-50) before going on an 18-4 run to take a 59-54 lead.

- The Illini broke a 60-all tie with five minutes remaining by scoring on back-to-back possessions with a **Coleman Hawkins** three and **Dain Dainja** putback. Illinois led the rest of the way.

- The Illini finished the contest with 10 blocks. It is the fifth-straight game they have recorded at least six blocks in a game, and third time this season they have reached double-digits in that category.

- Michigan State went 0-7 from 3-point range, marking the first time in 15 years the Illini defense did not allow a three (Jan. 30, 2008 vs. Michigan State).

- It was the first time Michigan State did not make a 3-pointer since March 4, 2021.

- Michigan State also had just four assists, its lowest total in 11 years, since having four assists in a loss at Illinois on Jan. 31, 2012.

- The Illini turned the ball over a season-low five times.

- **Dain Dainja** scored a team-high 20 points, his third 20-point game this season, and grabbed seven rebounds.

- **Matthew Mayer** scored 19 points to go along with a career-high six blocks.

- **Mayer's** six blocks are the most by an Illini since Kofi Cockburn had six vs. Indiana on March 1, 2020.

- **Mayer** scored 14 points in the second half, going 2-for-4 from behind the arc.

- **Terrence Shannon Jr.** scored 17 points to go along with five rebounds.

- **Shannon** scored 15 of his points in the first half, his second-straight game with at least 15 first-half points.

Elite Company

Terrence Shannon Jr. had a dominating all-around performance in the Jan. 10 win at Nebraska, totaling 25 points, season-high 11 rebounds, four assists, and career-high tying four steals. Shannon is one of just four Big Ten players in the last 20 years to record a 25/10/4/4 game, and the only one to do so on the road:

Carl Landry, Purdue	25 pts, 12 reb, 4 ast, 6 stl	Feb. 28, 2007	vs. Minnesota
JaJuan Johnson, Purdue	25 pts, 11 reb, 5 ast, 4 stl	Nov. 21, 2010	vs. Oakland
Ethan Happ, Wisconsin	28 pts, 10 reb, 4 ast, 4 stl	Jan. 2, 2018	vs. Indiana
Terrence Shannon Jr., Illinois	25 pts, 11 reb, 4 ast, 4 stl	Jan. 10, 2023	at Nebraska

G16 Notes from the 76-50 Win at Nebraska (Jan. 10)

- The 26-point victory marked Illinois' largest margin on the road since Feb. 20, 2021 (94-63 win at Minnesota).

- Illinois has now won three-straight games in Lincoln for the first time in program history.

- The Illini had five players score in double digits for the second time this season (Bethune-Cookman).

- The Illini held the Huskers to 23 first-half points, the sixth time this season they have held an opponent to 23 points or fewer in a half.

- Illinois forced more turnovers (10) in the first half than field goals allowed (9).

- Illinois went on to force a total of 17 turnovers in the game, scoring 16 points on those turnovers.

- The Illini blocked seven shots, their fourth-straight game with at least six blocks.

- The Illini recorded 14 assists on their 28 field goals.

- **Terrence Shannon Jr.** scored a game-high 25 points and grabbed a season-high 11 rebounds for his second

double-double this season and fourth of his career. He also tied his career high with four steals and had four assists.

- **Shannon** becomes the first Illini player in the last 14 years to have a 25/10/4/4 game.
- **Shannon** made a career-high 10 field goals, going 10-for-17 from the floor.
- **Shannon** tallied 20-point scoring efforts in back-to-back contests for the second time this season, and third time in his career.
- **Shannon** scored 17 of his 25 points in the first half.
- **Coleman Hawkins** scored 12 points and dished out five assists. Hawkins has double-digit scoring efforts in four-straight games, a career-best streak.
- **Jayden Epps** scored 11 points off the bench on 5-for-6 shooting, his fifth-straight such game, extending his season-high streak.
- **RJ Melendez** scored 10 points off the bench, reaching double figures for the first time in eight games.
- **Ty Rodgers** scored four points and grabbed seven rebounds off of the bench, his highest rebound total since the season opener.
- **Dain Dainja** tallied seven rebounds, his fifth-straight game with at least six boards, and had three blocks for the third-straight game.

G15 Notes from the 79-69 Home Win Over No. 14 Wisconsin (Jan. 7)

- The home victory over No. 14 Wisconsin helped the Illini improve to 3-2 vs. top-15 opponents this season, also owning neutral-site wins over No. 8 UCLA and No. 2 Texas
- Illinois has won 14 of its last 22 games against ranked teams.
- Illinois has won five in a row against Wisconsin, its longest streak over the Badgers since the '80s, when the Illini won 16 straight from Feb. 12, 1981 through Jan. 12, 1989.
- Illinois had an offensive efficiency rating of 115.3, its best against a high-major opponent this season.
- Illinois shot a season-high 52.6% (10-19) from 3-point range.
- Illinois made double-digit treys for the sixth time this season.
- **Terrence Shannon Jr.** tallied a game-high 24 points for his team-leading 12th double-digit scoring game of the season.
- **Shannon** was 9-of-12 at the foul line against the Badgers.
- **Coleman Hawkins** scored 20 points (7-11 FG), including a career-high six 3-pointers on nine attempts.
- **Hawkins'** 20 points were shy of only his career-high 23 set in the season opener vs. Eastern Illinois (Nov. 7) when he knocked down a then-career-best five treys.
- Freshman **Jayden Epps** scored 15 off of the bench, his most points against a power conference team.
- **Matthew Mayer** scored 10 points, all in the second half.

1,000-Point Club

Graduate student **Matthew Mayer** recorded his 1,000th career point Jan. 4 at Northwestern. He is the second Illini newcomer to reach the milestone, joining senior **Terrence Shannon Jr.**, who scored his 1,000th career point vs. UCLA on Nov. 18.

Terrence Shannon Jr.	1,275 career points	360 points at Illinois	915 points at Texas Tech
Matthew Mayer	1,076 career points	211 points at Illinois	865 points at Baylor

Mid-Year Additions

Illinois added two players to its active roster prior to Christmas and added a third at the start of spring semester.

Zacharie Perrin began practicing with the Illini on Dec. 21 after arriving on campus. The 6-10, 220-pound forward from Grandfontaine, France came to the United States in August and attended Sunrise Christian Academy in Wichita, Kansas during the fall semester.

Perrin helped lead France to a 6-1 record and fifth-place finish at the FIBA U18 European Championships from July 30-August 7 in Izmir, Turkey. He led France in scoring and rebounding at the U18 Euros, averaging 13.9 points and 9.1 boards while shooting 56%.

AJ Redd, a 6-3, 160-pound guard who previously worked with the men's basketball program as an on-court manager, joined the team in practices in December and dressed for the first time against Missouri.

ILLINOIS IN THE BIG TEN RANKINGS BIG GAMES ONLY (THROUGH JAN. 26)

Scoring Offense	5th	69.7 ppg
Scoring Defense	5th	67.0 ppg
Scoring Margin	4th	+2.7 ppg
Field Goal Percentage	7th	.440
Field Goal Percentage Defense	7th	.427
3-Pt FG Percentage	12th	.310
3-Pt FG Percentage Defense	8th	.340
3-Point Field Goals	7th	6.9 avg.
Free Throw Percentage	11th	.673
Rebounding Offense	3rd	36.9 rpg
Rebounding Defense	5th	33.2 rpg
Offensive Rebounds	4th	11.0 rpg
Defensive Rebounds	5th	25.9 rpg
Rebounding Margin	4th	+3.7 rpg
Offensive Rebound Percentage	3rd	.314
Defensive Rebound Percentage	7th	.737
Turnover Margin	9th	-0.67
Turnovers	7th	10.8 avg.
Opponent Turnovers	9th	10.1 avg.
Assist/Turnover Ratio	10th	1.12
Assists	8th	12.1 apg
Blocked Shots	1st	6.1 bpg
Steals	8th	5.4 spg

ILLINI PLAYERS IN THE BIG TEN RANKINGS BIG GAMES ONLY (THROUGH JAN. 26)

Scoring		
9.	Terrence Shannon Jr.	16.9 ppg
Rebounding		
18.	Coleman Hawkins	5.9 rpg
19.	Dain Dainja	5.8 rpg
Offensive Rebounding		
9.	Dain Dainja	2.1 rpg
9.	Coleman Hawkins	2.1 rpg
Defensive Rebounding		
N/A		
Field Goal Percentage (min. 5 made/g)		
13.	Terrence Shannon Jr.	.429 (48-112)
3-Point Field Goal Percentage (min. 2.5 made/g)		
N/A		
3-Point Field Goals		
15.	Matthew Mayer	1.8 avg
Free Throw Percentage (min. 2.5 made/g)		
6.	Matthew Mayer	.852 (23-27)
10.	Terrence Shannon Jr.	.793 (46-58)
Assists		
15.	Terrence Shannon Jr.	3.1 apg
Assist/Turnover Ratio (min. 3 ast/g)		
15.	Terrence Shannon Jr.	1.5 (28:19)
Blocked Shots		
4.	Matthew Mayer	1.9 bpg
6.	Dain Dainja	1.4 bpg
13.	Coleman Hawkins	1.0 bpg
Steals		
13.	Terrence Shannon Jr.	1.3 spg
Minutes		
15.	Coleman Hawkins	33.7 mpg

THE LAST TIME

AN ILLINOIS PLAYER HAD

40+ points	Malcolm Hill (40) vs. Northern Kentucky, 11/13/16
35-39 points	Kofi Cockburn (37) Wisconsin, 2/2/22
30-34 points	Terrence Shannon Jr. (30) Monmouth, 11/14/22
25-29 points	Terrence Shannon Jr. (26) vs. Indiana, 1/19/23
20-24 points	Dain Dainja (20) Michigan State, 1/13/23
2, 20+ scorers	Shannon Jr. (24) & Hawkins (20) vs. Wisconsin (1/7/23)
2, 30+ pt. scorers	Cockburn (38) & Plummer (30) UT Rio Grande Valley, 11/26/21
20+ rebounds	Nick Weatherspoon (22) DePauw, 12/2/72
15-19 rebounds	Dain Dainja (15) Kansas City, 11/11/22
10-14 rebounds	Matthew Mayer (10) at Minnesota, 1/16/23
20+ pts & 20+ reb	Nick Weatherspoon (37 pts, 22 reb) DePauw, 12/2/72
20+ pts & 10+ reb	Terrence Shannon Jr. (25 pts, 11 reb) at Nebraska, 1/10/23
Double-Double	Matthew Mayer (19 pts, 10 reb) at Minnesota, 1/16/23
15+ assists	Demetri McCamey (16) at Purdue, 2/20/10
10-14 assists	Coleman Hawkins (10) vs. Syracuse, 11/29/22
Triple-Double	Coleman Hawkins (15 p, 10 r, 10 a) vs. Syracuse, 11/29/22
6+ 3-pointers	Coleman Hawkins (6) vs. Wisconsin (1/7/23)
7+ steals	Kendall Gill (7), Iowa, 3/4/90
6 steals	Trent Frazier at Minnesota, 2/20/21
5+ blocks	Dain Dainja (6), Michigan State, 1/13/23

AN ILLINOIS TEAM HAD

100+ points	103, Monmouth, 11/14/22
under 50 points	43, Wisconsin, 1/31/17
50+ rebounds	50, at Minnesota, 1/16/23
25+ off. reb.	27, Longwood, 12/13/17
20+ off. reb.	20, Eastern Illinois, 11/7/22
overtime	W, 85-78 (OT), vs. Texas, 12/6/22

AN OPPOSING PLAYER HAD

40+ points	Carsen Edwards (40) Purdue, 2/22/18
35-39 points	Trayce Jackson-Davis (35) Indiana, 1/19/23
30-34 points	Kobe Brown (31) Missouri, 12/22/22
25-29 points	DeVante' Jones (25) Michigan, 2/27/22
20-24 points	Chucky Hepburn (22) & Steven Crowl (20) Wisconsin (1/7/23)
20+ rebounds	Joe Franklin (23) Wisconsin, 12/19/66
15-19 rebounds	Jesse Edwards (17) Syracuse, 11/29/22
10-14 rebounds	Steven Crowl (12) vs. Wisconsin (1/7/23)
15+ assists	never, Quinn Buckner (14) Indiana, 2/18/74
10-14 assists	DeVante' Jones (10) Michigan, 2/27/22
7+ steals	Delfinco Bogan (7) UT Martin, 11/12/17
5+ blocks	Olisa Blaise Akonobi (6) Alabama A&M, 12/17/22

AN OPPOSING TEAM HAD

100+ points	104, Iowa, 1/11/18
under 50 points	47, Alabama A&M, 12/17/22
under 40 points	38, Chicago State, 11/26/20
50+ rebounds	50, Nebraska, 2/2/19
20+ off. reb.	20, The Citadel, 11/20/19

Redd played four years of varsity basketball at Chicago's St. Ignatius College Prep, helping lead the Wolfpack to a third-place finish at the 2022 IHSA Class 3A state championships. He is St. Ignatius' No. 4 all-time leading scorer (1,109 points) and the Wolfpack career leader in rebounds (523), assists (293) and steals (111).

Niccolo Moretti is a 6-1 point guard from Bologna, Italy. He began practicing with the Illini on Jan. 26 after arriving from Canberra, Australia, where he was a member of the NBA Global Academy, a year-round training center at Basketball Australia's Centre of Excellence at the Australian Institute of Sport.

Moretti trained under the direction of legendary Australian coach Marty Clarke, and alongside top international prospects from around the world. Moretti also helped lead Italy to a 4-3 record and sixth-place finish at the FIBA U18 European Championships from July 30-August 7 in Izmir, Turkey. He averaged 9.0 points, 3.6 rebounds and 3.3 assists, highlighted by 15 points, six assists and five steals in a round of 16 victory over Greece.

Clark Steps Away

Illini freshman **Sky Clark** announced Jan. 6 his decision to step away from basketball "for the time being to prioritize myself and my family's wellbeing."

Clark played in 13 of the first 14 games, starting 12. He averaged 7.0 points and 3.7 rebounds and was third on the team in assists (1.9 apg).

Success Against the Best

Illinois defeated No. 2 Texas in the Jimmy V Classic at Madison Square Garden on Dec. 6, fighting back from a 10-point second-half deficit to earn the victory in overtime. It marked Illinois' second top-10 victory this season and its 12th win in its last 17 games versus top-10 opponents, highlighting the job **Brad Underwood** has done rebuilding the Illini program.

Illinois set a single-season school record in 2020-21 with six wins over top-10 foes. The Illini rank second nationally in top-10 wins over the last four seasons:

Top-10 Wins Since Start of 2019-20 Season			
1. Baylor	13	T5. Kansas	7
2. Illinois	11	T5. Michigan	7
T3. Michigan State	8	T5. Oklahoma State	7
T3. Ohio State	8		

Hawkins Joins Triple-Double Club

There have been five triple-doubles by four different players in Fighting Illini history, three of which have occurred over the last three seasons of the Underwood era.

Coleman Hawkins recorded the first one by a 6-foot, 10-inch point-center, carving up the Syracuse zone on Nov. 29 with 15 points, 10 rebounds, and a career-high 10 assists to join the distinguished lists of Illini with triple-doubles:

Nov. 29, 2022	Coleman Hawkins	15 pts, 10 reb, 10 ast	vs. Syracuse
Feb. 20, 2021	Ayo Dosunmu	19 pts, 10 reb, 10 ast	at Minnesota
Feb. 6, 2021	Ayo Dosunmu	21 pts, 12 reb, 12 ast	vs. Wisconsin
Jan. 13, 2001	Sergio McClain	10 pts, 11 reb, 11 ast	vs. Michigan
Feb. 1, 1979	Mark Smith	18 pts, 13 reb, 10 ast	vs. Minnesota

Underwood Hits Century Mark at Illinois

A blowout win over Syracuse in the ACC/Big Ten Challenge marked the 100th victory at Illinois for head coach **Brad Underwood**. He is just the sixth coach in program history in the 100-win club:

Coach	Wins	Years	First-Last
Lou Henson	423	21	1976-1996
Harry Combes	316	20	1948-1967
Bruce Weber	210	9	2004-2012
Doug Mills	151	11	1937-1947
J. Craig Ruby	148	14	1923-36
Brad Underwood	108	6	2018-

Shannon Jr.'s BIG Week

Terrence Shannon Jr. was selected Big Ten Player of the Week for his performance the week of Nov. 14-20. He earned the award after averaging 22.7 points, 7.3 rebounds and 4.3 assists while shooting 59.5% from the field and 56.5% from three. He had career and school-record performances while leading the No. 16 Fighting Illini to a 2-1 record on the week, including a top-10 victory.

Shannon began the week by setting a new career scoring high with 30 points in just 23 minutes in the blowout win over Monmouth, adding eight rebounds and four assists.

He then had arguably the signature performance of the early college basketball season, pouring in 29 points while tying the school record with eight 3-pointers in Illinois' comeback from 15 points down to defeat No. 8 UCLA in Las Vegas.

Shannon was on fire throughout the night, going 8-of-9 from downtown to become the sixth player in Illini history with eight made threes in a game. He also tallied his third career double-double – and first as an Illini – collecting a game-high 10 rebounds vs. UCLA to go with his 29 points.

According to @ESPNStatsInfo, Shannon is one of only two players in the last 25 seasons to have 25 points, 10 rebounds and eight threes in a top-25 match-up (Trae Young vs. TCU in 2018). He also reached a scoring milestone, recording his 1,000th career point on a 3-pointer with 14:46 left in the game.

Shannon finished the week by tying his career high with six assists and scoring nine points in the loss to No. 16 Virginia in the championship game of the Continental Tire Main Event.

Ubben Upgrade

Illinois recently moved back into the Ubben Basketball Complex following a \$40 million renovation and expansion of the practice facility. The project added approximately 40,000 square feet to the existing structure, while remodeling large portions of the existing building. Two new half courts were added to both the men's and women's previous gym space, giving the programs additional areas to work on development while not disrupting full-court action. The project featured a new strength and conditioning addition, a state-of-the-art sports medicine area, and expanded locker rooms and players lounges. New coaches' office spaces and a grand entry lobby also were included in the project.

Illini Sign Another Top-20 Class

Illinois signed four-star recruits **Amani Hansberry** and **Dravyn Gibbs-Lawhorn** to national letters of intent during the early signing period, giving Illinois another top-20 ranked recruiting class in the Underwood era. The class is ranked No. 19 by 247Sports.

AMANI HANSBERRY

F, 6-8, 235

Silver Spring, Md.; Mount Saint Joseph H.S.

Notes: No. 1 player in state of Maryland ... Ranked No. 42 by Top247, No. 63 by ESPN100, No. 85 by On3, and No. 118 by Rivals150 ... Averaged 20.3 points, 13.6 rebounds and 4.3 assists last season ... Named Player of the Year by Varsity Sports Network ... Led Mount Saint Joseph to a 32-7 record, including the Maryland Interscholastic Athletic Association A Conference championship and Baltimore Catholic League (BCL) Tournament title ... Named MVP of the BCL Tournament.

DRAVYN GIBBS-LAWHORN

G, 6-1, 165

Lafayette, Ind.; Montverde Academy (Fla.)

Notes: Goes by Dra ... Ranked No. 70 by ESPN100, No. 76 by Rivals150, No. 80 by Top247, and No. 108 by On3 ... Was a reserve last spring on a Montverde team loaded with Division I prospects that won the 2022 GEICO Nationals championship ... Averaged 18.2 points, 2.1 rebounds, 3.2 assists, and 1.8 steals in the Nike EYBL, shooting 48 percent from the field and 37 percent from three ... Named MVP of the EYBL Indy session by The Circuit.

Reigning Champs

Illinois won the 2022 Big Ten championship, going 15-5 in league play to share the regular season title with Wisconsin. Illinois earned the No. 1 seed in the Big Ten Tournament by virtue of an 80-67 victory over Wisconsin in Champaign in the only meeting between the teams.

It marked the 18th Big Ten title in Illinois history, and the UI's first since 2005:

1915	1935	1943	1952	1998	2004
1917	1937	1949	1963	2001	2005
1924	1942	1951	1984	2002	2022

This was nearly a back-to-back regular season title run after Illinois led the Big Ten in wins in 2021 while playing the full league schedule. But the Illini were declared runner-up that year after an unbalanced schedule resulted in a .024 win percentage differential (Michigan 14-3, .824 vs. Illinois 16-4, .800, with Illinois defeating Michigan 76-53 in Ann Arbor in their only meeting).

Illinois' 15 Big Ten wins last year tied the second-most in program history behind 16 conference wins the previous season. The Illini also won 15 Big Ten games in 1984 and 2005.

Underwood's Big Run in the B1G

Illinois' performance in conference play during the Brad Underwood era has reached historic level of success. The Illini's 44 Big Ten wins since 2020 is the most in program history over a three-year stretch:

1.	44	Brad Underwood	2020 (13), 2021 (16), 2022 (14)
2.	39	Bruce Weber	2004 (13), 2005 (15), 2006 (11)
	39	Bill Self/Bruce Weber	2003 (11), 2004 (13), 2005 (15)
	39	Lou Henson	1987 (13), 1988 (12), 1989 (14)
	39	Harry Combes	1951 (13), 1952 (12), 1953 (14)

The run also ranks among the winningest 3-year stretches of any Big Ten program in conference play:

1.	48	Indiana	1974 (12), 1975 (18), 1976 (18)
2.	47	Indiana	1975 (18), 1976 (18), 1977 (11)
3.	46	Michigan State	2018 (16), 2019 (16), 2020 (14)
	46	Indiana	1991 (15), 1992 (14), 1993 (17)

5.	45	Purdue	2017 (14), 2018 (15), 2019 (16)
6.	44	Illinois	2020 (13), 2021 (16), 2022 (15)
	44	Purdue	1994 (14), 1995 (15), 1996 (15)

Illinois has achieved three straight 13+ win Big Ten seasons for the first time in program history.

Underwood now owns Illinois' two all-time winningest Big Ten seasons, and three of the top seven:

1.	16	2021	Brad Underwood	7.	13	2020	Brad Underwood
2.	15	2022	Brad Underwood		13	2004	Bruce Weber
	15	2005	Bruce Weber		13	2001	Bill Self
	15	1984	Lou Henson		13	1998	Lon Kruger
5.	14	1989	Lou Henson		13	1987	Lou Henson
	14	1953	Harry Combes		13	1951	Harry Combes
					13	1942	Doug Mills

Building a Winner

Coach Underwood came to Champaign to recapture the Illinois Basketball program's historical success. The transformation happened in a relatively short amount of time.

In his third season in 2019-20, the Illini finished one-game back of the league title, going 13-7 to place fourth and earn a bye to the Big Ten Tournament quarterfinals for the first time since 2011.

Underwood's fourth Illini squad in 2020-21 led the league with 16 Big Ten wins and followed that by capturing Illinois' first Big Ten Tournament title in 16 years.

Illinois went 15-5 in conference play in Underwood's fifth season to win the program's first Big Ten regular season championship since 2005.

Illinois owns the top winning percentage and the most victories over the last three Big Ten seasons, a significant achievement during a span when the league has reached unprecedented competitiveness top-to-bottom.

Accomplished Ayo

Former Fighting Illini star **Ayo Dosunmu** is enjoying a terrific start to his pro career in his hometown of Chicago. He is a starting guard for the Bulls in his second season, after earning NBA second-team All-Rookie honors in 2022.

Dosunmu averaged 20.1 points, 6.3 rebounds and 5.3 assists during his final season at Illinois, becoming the first NCAA player since 2010 and just the second Big Ten player since 1993 to average at least 20 points, six rebounds and five assists. He accumulated the most impressive single-season list of accolades ever by an Illini player, highlighted by USA Today National Player of the Year, Bob Cousy Point Guard of the Year, and consensus first-team All-American.

Dosunmu was selected by the Bulls with the No. 38 overall pick in the second round of the 2021 NBA Draft. He returned to campus last season to raise his banner to the State Farm Center rafters, joining the Fighting Illini Honored Jerseys program.

UNDERWOOD MEDIA SCHEDULE

Coach Underwood will hold an in-person press conference at State Farm Center (SFC) prior to every home game (unless otherwise denoted in below schedule due to arena conflicts), and media availability at Ubben prior to every road/neutral game. Select players will also be available prior to each game, either preceding or following Underwood, dependent on that day's practice/travel schedule.

All in-person press conferences will be held in the State Farm Center Media Room. Enter through the guard shack north of the arena. Courtesy parking is available in the northeast lot of State Farm Center (enter off Fourth St.). All in-person press conferences also will be streamed on fightingillini.com. Following every press conference, video will be available for download via the Illinois Media Box and viewable on the Fighting Illini Athletics Youtube page.

Note: All press conference times will be determined on a weekly basis as dictated by practice and travel schedules. Media will be alerted to exact times via email advisory the day prior. If you are not receiving those emails, please contact SID Derrick Burson.

11 a.m., Friday, Nov. 4, SFC — Eastern Illinois
3 p.m., Wednesday, Nov. 9, SFC — Signing Day
3 p.m., Thursday, Nov. 10, SFC — Kansas City
12:20 p.m., Sunday, Nov. 13, Ubben — Monmouth
9:50 a.m., Wednesday, Nov. 16, Ubben — UCLA/Baylor/Virginia
12 p.m., Wednesday, Nov. 23, SFC — Lindenwood
3:45 p.m., Monday, Nov. 28, SFC — Syracuse
9:20 a.m., Thursday, Dec. 1, Ubben — Maryland
10 a.m., Monday, Dec. 5, Ubben — Texas
12 p.m., Friday, Dec. 9, SFC — Penn State
12 p.m., Friday, Dec. 16, SFC — Alabama A&M
2:50 p.m., Tuesday Dec. 20, Ubben — Missouri
3 p.m., Wednesday, Dec. 28, SFC — Bethune-Cookman
3:45 p.m., Tuesday, Jan. 3, Zoom — Northwestern
10:20 a.m., Friday, Jan. 6, SFC — Wisconsin
10:30 a.m., Monday, Jan. 9, Ubben — Nebraska
1:20 p.m., Thursday, Jan. 12, SFC — Michigan State
10:30 a.m., Sunday, Jan. 15, Ubben — Minnesota
2 p.m., Wednesday, Jan. 18, Ubben — Indiana
2 p.m., Monday, Jan. 23, SFC — Ohio State
10:30 a.m., Friday, Jan. 27, Ubben — Wisconsin
2 p.m., Monday, Jan. 30, SFC — Nebraska
10:30 a.m., Friday, Feb. 3, Ubben — Iowa
2 p.m., Monday, Feb. 6, SFC — Minnesota
Friday, Feb. 10, SFC — Rutgers
Monday, Feb. 13, Ubben — Penn State
Friday, Feb. 17, Ubben — Indiana
Wednesday, Feb. 22, SFC — Northwestern
Saturday, Feb. 25, Ubben — Ohio State
Wednesday, March 1, SFC — Michigan
Saturday, March 4, Ubben — Purdue
TBD, Ubben — Big Ten Tournament
Sunday, March 12, TBD — NCAA Tournament

COACH UNDERWOOD RADIO SHOW

Program airs Mondays from 7-8 p.m. on the Busey Bank Illini Sports Network and locally on WDWS-AM 1400, the flagship station for the network. The host is Brian Barnhart. Shows will be held at Papa Del's Pizza Factory in Champaign.

Underwood Radio Show Dates

Nov. 28	Feb. 6
Dec. 12	Feb. 20
Dec. 19	Feb. 27
Jan. 23	March 6
Jan. 30	

BUSEY BANK ILLINI SPORTS NETWORK (55 stations)

Aledo, WRMJ-FM 102.3
Alton, WBGZ-AM 1570
Alton, WBGZ-FM 94.3
Canton, WBYS-AM 1560
Canton, WBYS-FM 93.7
Carbondale, WINI-FM 93.5
Carthage, WCAZ-AM 1510
Carthage, WCAZ-FM 93.1
Champaign, WDWS-AM 1400
Champaign, WDWS-FM 93.9
Champaign, WHMS-FM 97.5
Chicago, WLS-AM 890
Danville, WDAN-AM 1490
Danville, WDNL-FM 102.1
Davenport, IA, WFXN-AM 1230
Decatur, WSOY-AM 1340
Decatur, WSOY-FM 103.3
Dwight, WJEZ-FM 98.9
Effingham-Mattoon, WHQQ-FM 98.9
Fairfield, WFIW-AM 1390
Fairfield, WFIW-FM 103.3
Farmington (Peoria), WHPI-FM, 96.5
Galesburg, WGIL-AM 1400
Galesburg, WGIL-FM 93.7
Jacksonville, WJIL-AM 1550
Jacksonville, WJIL-FM 102.9
Jerseyville, WJBM-AM 1480
Litchfield, WAOX-FM 105.3
Marion, WGGH-AM 1150
Marion, WGGH-FM 98.5
Marshall, WMMC-FM 105.9
Mt. Carmel, WSJD-FM 100.5
Murphysboro, WINI-AM 1420
Murphysboro, WINI-FM 93.5
Olney, WSEI-FM 92.9
Paxton, WPNX-FM 104.9
Peoria, WZPN-FM 101.1
Pittsfield, WBBA-FM 97.5
Quincy, WTAD-AM 930
Quincy, WTAD-FM 103.3
Robinson, WTAY-AM 1570
Robinson, WTAY-FM 94.3
Rockford, WROK-AM 1440
Rushville, WKXQ-FM 92.5
Salem, WJBD-AM 1350
Salem, WJBD-FM 100.1
Sparta, WHCO-AM 1230
Springfield, WFMB-AM 1450
Springfield, WFMB-FM 107.1
Springfield, WCVS-FM 96.7
St. Louis, MO, KFNS-AM 590
Tower Hill, WSVZ-FM, 98.3
Vandalia, KPMB-AM 1500
Watseka, WGFA-FM 94.1

SiriusXM
The Varsity Network

ILLINOIS BASKETBALL QUICK FACTS

GENERAL INFORMATION

Location: Champaign-Urbana, Ill.
Founded: 1867
Enrollment: 56,644
Nickname: Fighting Illini
Colors: Orange and Blue
Arena: State Farm Center
Opened: 1963
Capacity: 15,544
Conference: Big Ten
President: Timothy L. Killeen
Chancellor: Robert J. Jones
Director of Athletics: Josh Whitman
Ticket Office Phone: 217-333-3470 or 1-866-ILLINI-1

HISTORY

Seasons of Basketball: 118th
First Year of Basketball: 1906
All-Time Record: 1,872-1,045 (.642)
All-Time Big Ten Record: 983-747 (.568)
NCAA Tournament Appearances / Last: 32 / 2022
All-Time NCAA Tournament Record: 42-33 (.560)
NCAA Final Four Appearances / Last: 5 / 2005
Big Ten Championships / Last: 18 / 2022
Big Ten Tournament Championships / Last: 3 / 2021

COACHING STAFF

Head Coach: Brad Underwood, 6th year
Alma Mater, Year: Kansas State University '86
Record at Illinois / Years: 108-72 (.600) / 6th
Career Record / Years: 217-99 (.687) / 10th
Assistant Coaches: Geoff Alexander, Tim Anderson, Chester Frazier
Assistant to the Head Coach: Zach Hamer
Strength and Conditioning Coach: Adam Fletcher
Assistant Athletic Director: Joey Biggs
Director of Recruiting and Scouting: Tyler Underwood
Video Coordinator: Patrick Bittle
Athletic Trainer: Paul Schmidt
Director of Branding and Creative Media: Courtney Bay
Graduate Managers: Marcus Anderson, Bobby Gikas
Administrative Secretary: Nicole Anderson

2021-22 TEAM INFORMATION

Overall Record: 23-10
Big Ten Record / Finish: 15-5 / T-1st
Postseason: NCAA Tournament Round of 32
Final Ranking: AP - 19 / Coaches - 19
Starters Returning / Lost: 0 / 5
Lettermen Returning / Lost: 5 / 10
Newcomers: 8

ATHLETICS COMMUNICATION

Men's Basketball Contact: Derrick Burson
Cell Phone: 217-766-7315
Email: burson@illinois.edu
Associate AD, Media Relations: Kent Brown
Cell Phone: 217-493-9795
Email: kwbrown3@illinois.edu
Office Phone: 217-333-1391
Mailing Address: Bielfeldt Athletics Admin. Bldg.
1700 South Fourth Street
Champaign, IL 61820
Website: fightingillini.com



HEAD COACH BRAD UNDERWOOD

6TH YEAR AT ILLINOIS // 10TH YEAR AS DIV. I HEAD COACH // 36TH YEAR IN COACHING

THE UNDERWOOD FILE

HOMETOWN

McPherson, Kan.

FAMILY

Wife, Susan
Son, Tyler; Daughters, Katie & Ashley

EDUCATION

Kansas State University,
B.S., Radio & TV Communications, 1986

PLAYING EXPERIENCE

1983 Hardin-Simmons University
1984 Independence Community College
1985-86 Kansas State University

COACHING EXPERIENCE

1988 (1 YR) Graduate Assistant
Hardin-Simmons University

1989 (1 YR) Assistant Coach
Dodge City Community College

1990-93 (4 YRS) Head Coach
Dodge City Community College

1994-2003 (10 YRS) Assistant Coach
Western Illinois University

2004-06 (3 YRS) Head Coach
Daytona Beach Community College

2007 (1 YR) Director of Operations
Kansas State University

2008-11 (4 YRS) Assistant Coach
Kansas State University

2012 (1 YR) Associate Head Coach
Kansas State University

2013 (1 YR) Associate Head Coach
University of South Carolina

2014-16 (3 YRS) Head Coach
Stephen F. Austin University

2017 (1 YR) Head Coach
Oklahoma State University

2018- (6TH YR) Head Coach
University of Illinois

Brad Underwood has reinvigorated Illinois Basketball, bringing the Fighting Illini back to the national stage and building a championship program during his five seasons in Champaign.

Underwood is the 18th head coach in Illinois history, hired in March 2017 as the Richmond Family Endowed Men's Head Basketball Coach.

He has won nearly 69 percent of his games during his nine years as a Division I head coach, recording seven 20-win seasons. Underwood has made six appearances in the NCAA Tournament, with a seventh precluded by the cancellation of the 2020 postseason due to COVID-19.

Underwood led Illinois to the 2022 Big Ten championship in year five, navigating a challenging schedule with a frequently depleted roster to post a 15-5 league record and earn the school's first regular season conference title in 17 years. Illinois went 23-10 overall as Underwood recorded his third-straight 20-plus win season, the UI's first stretch since 2009-11. Illinois ended the year at No. 19 in the AP poll to register a third-straight Top 25 finish, the program's longest streak since 2000-06.

Illinois was a No. 4 seed in the 2022 NCAA Tournament, becoming one of just six programs to receive top-4 seeds in back-to-back tournaments after earning a No. 1 seed in 2021. Illinois stands as one of just 12 schools to advance to the Round of 32 in each the last two NCAA Tournaments, which also marks Illinois' first time advancing in consecutive NCAA Tournaments in 16 years.

Underwood coached junior Kofi Cockburn, the most dominant player in college basketball, to consensus first-team All-America honors in 2022. Cockburn was the only player in the country to average 20+ points and 10+ rebounds, becoming the first Illini to do so in the last 50 years. Cockburn joined Ayo Dosunmu as the only AP first-team All-Americans in school history, players mentored by Underwood in back-to-back seasons.

Underwood's fourth Illini team in 2021 put together one of the best seasons in school history, ending the year ranked No. 2 in the final AP poll, winning the Big Ten Tournament championship, and earning a No. 1 seed in the NCAA Tournament.

Illinois went 16-4 in conference play to mark its winningest Big Ten season ever. Illinois led the Big Ten in victories while playing the full conference schedule, but missed out on the regular season title due to an unequal number of games played creating a win percentage differential of .024. The Illini went on to win the Big Ten Tournament, earning the program's first conference tournament title since 2005.

In all, Illinois totaled 19 wins against conference foes in 2021, setting a school record and tying the second-most wins ever by a Big Ten school against league competition in a single season.

Illinois earned the fourth NCAA Tournament No. 1 seed in school history after winning 14 of 15 games over a two-month stretch leading into NCAA March Madness. The remarkable run included seven wins over ranked teams, with five coming against top-10 foes.

Illinois finished the season with a total of six victories over top-10 teams, breaking the previous school record of five set by the 1989 Flyin' Illini.

Illinois had a pair of consensus All-Americans leading the way in 2021. Junior Ayo Dosunmu was a first-team All-America selection by every organization and finalist for every player of the year award. The USA Today National Player of the Year and Bob Cousy Point Guard of the Year, Dosunmu became the first NCAA player since 2010 to average at least 20 points, six rebounds and five assists. Sophomore Kofi Cockburn was a second-team All-America pick by every outlet, totaling 16 double-doubles and standing as the only player in the country to average at least 15 points and nine rebounds on 60+ percent shooting.

The Big Ten has been the nation's preeminent conference in recent years. It was ranked No. 1 by kenpom in 2020 and 2021, and received a league-record nine NCAA Tournament bids in 2021 and 2022. Yet no team has fared better in the conference during this stretch than the Fighting Illini, who are 44-16 (.733) in Big Ten play the last three years of the Underwood era. Illinois owns the most wins and best winning percentage in the league over the last three Big Ten campaigns.

The 44 Big Ten victories mark the winningest three-year run in school history, and the sixth-winningest three-year stretch by any Big Ten school in conference play. Illinois has won at least 13 Big Ten games in three straight years for the first time in program history, with Underwood claiming Illinois' two all-time winningest Big Ten seasons (16 in 2021, 15 in 2022), and three of the top seven (13 in 2020).

Brad and his wife, Susan, have a son, Tyler, and two daughters, Katie and Ashley. Tyler is in his second year on the Illinois staff as director of recruiting and scouting after playing four seasons with the Fighting Illini. Katie is a U of I student, and Ashley attends Miami-Ohio.

Complete Underwood Bio Available at [FightingIllini.com](https://fightingillini.com)

UNDERWOOD'S DIVISION I HEAD COACHING RECORD

Season	School	Overall	Conf. (Finish)	Postseason
2013-14	Stephen F. Austin	32-3	18-0 (1st)	NCAA Round of 32
2014-15	Stephen F. Austin	29-5	17-1 (1st)	NCAA First Round
2015-16	Stephen F. Austin	28-6	18-0 (1st)	NCAA Round of 32
2016-17	Oklahoma State	20-13	9-9 (5th)	NCAA First Round
2017-18	Illinois	14-18	4-14 (11th)	—
2018-19	Illinois	12-21	7-13 (10th)	—
2019-20	Illinois	21-10	13-7 (4th)	Canceled Due to COVID-19
2020-21	Illinois	24-7	16-4 (2nd*)	NCAA Round of 32
2021-22	Illinois	23-10	15-5 (1st)	NCAA Round of 32
2022-23	Illinois	14-6	5-4	
At Illinois	6th Year	108-72 (.600)		
Career	10th Year	217-99 (.687)		

*Illinois led the Big Ten in wins while playing the full conference schedule in 2021, but because of an uneven number of games played, finished as runner-up by a winning percentage differential of .024



55 SKYY CLARK

FRESHMAN // GUARD // 6-3 // 200

LOS ANGELES, CALIF. // MONTVERDE ACADEMY (FLA.)

2022-23

- Announced leave of absence from team on Jan. 6
- Started first 12 games, and ranks sixth on team in scoring at 7.0 ppg
- Fifth on Illini in rebounding (3.7 rpg) and third in assists (2.1 apg)
- 11 points and career-high 7 rebounds vs. Penn State (12/10)
- Season-high 19 points (8-9 FG, 3-4 3FG) with 4 assists vs. Lindenwood (11/25)
- 8 points with 4 boards vs. #16 Virginia (11/20)
- 10 points and 5 rebounds in win over #8 UCLA (11/18)
- Season-high 6 assists vs Monmouth (11/14)
- First double-digit scoring game vs Kansas City (11/11), totaling 10 points with 5 boards

HIGH SCHOOL

- Top-40 recruit ranked No. 25 by ESPN, No. 33 by 247Sports Composite, No. 37 by On3 Consensus and No. 38 by Rivals
- Selected to 2022 Jordan Brand Classic All-Star Game
- Spent his senior year at Montverde Academy, which won the Geico Nationals championship
- Saw limited action at Montverde while recovering from a knee injury
- Attended Ensworth High School in Nashville as a junior, averaging 26.4 points, 4.7 rebounds and 3.5 assists
- Began his prep career at Heritage Christian in Northridge, California

PERSONAL

- Born July 29, 2003 in Minneapolis
- Enrolled in the Division of General Studies (undeclared)

GAME-BY-GAME STATISTICS

Date	Opponent	GS	MIN	FIELD GOALS		THREES		FREE THROWS		REBOUNDS			PF	A	TO	B	S	POINTS		
				FG	FG%	3FG	3%	FT	FT%	OFF	DEF	REB						RPG	PTS	PPG
11/07/22	Eastern Illinois	*	23	1-3	.333	1-3	.333	0-0	.000	1	4	5	5.0	3	1	5	0	1	3	3.0
11/11/22	Kansas City	*	24	2-3	.667	1-2	.500	5-5	1.000	0	5	5	5.0	2	2	0	0	2	10	6.5
11/14/22	Monmouth	*	21	2-2	1.000	1-1	1.000	2-2	1.000	0	1	1	3.7	3	6	2	0	0	7	6.7
11/18/22	vs UCLA	*	28	3-7	.429	1-4	.250	3-3	1.000	0	5	5	4.0	4	1	4	0	1	10	7.5
11/20/20	vs Virginia	*	22	2-4	.500	2-4	.500	2-2	1.000	2	2	4	4.0	3	1	2	0	0	8	7.6
11/25/22	Lindenwood	*	25	8-9	.889	3-4	.750	0-2	.000	0	3	3	3.8	3	4	2	1	1	19	9.5
11/29/22	Syracuse	*	30	0-10	.000	0-7	.000	2-4	.500	0	5	5	4.0	3	3	0	0	2	2	8.4
12/02/22	at Maryland	*	31	2-5	.400	1-3	.333	1-1	1.000	1	2	3	3.9	2	2	3	0	0	6	8.1
12/06/22	vs. Texas	*	21	2-5	.400	1-2	.500	0-0	.000	0	4	4	3.9	3	1	4	0	0	5	7.8
12/10/22	Penn St.	*	32	4-8	.500	3-6	.500	0-0	.000	1	6	7	4.2	1	2	1	1	0	11	8.1
12/17/22	Alabama A&M	*	21	3-7	.429	1-5	.200	1-3	.333	0	1	1	3.9	5	0	2	0	0	8	8.1
12/22/22	vs Missouri	*	19	0-4	.000	0-1	.000	0-0	.000	1	1	2	3.8	2	2	0	0	0	0	7.4
12/29/22	Bethune-Cookman	DNP-Inj.																		
01/04/23	at Northwestern		20	1-6	.167	0-3	.000	0-1	.000	0	3	3	3.7	2	2	2	0	0	2	7.0
01/07/23	Wisconsin	DNP-N/A																		
01/10/23	at Nebraska	DNP-N/A																		
01/13/23	Michigan St.	DNP-N/A																		
01/16/23	at Minnesota	DNP-N/A																		
01/19/23	Indiana	DNP-N/A																		
01/24/23	Ohio St.	DNP-N/A																		
01/28/23	at Wisconsin																			
01/31/23	Nebraska																			
02/04/23	at Iowa																			
02/07/23	Minnesota																			
02/11/23	Rutgers																			
02/14/23	at Penn St.																			
02/18/23	vs Indiana																			
02/23/23	Northwestern																			
02/26/23	at Ohio St.																			
03/02/23	Michigan																			
03/05/23	at Purdue																			

CAREER/SEASON HIGHS

PTS: 19
vs. Lindenwood (11/25/22)

FG: 8
vs. Lindenwood (11/25/22)

FG ATT: 10
vs. Syracuse (11/29/22)

3-PT: 3 (twice)
last vs. Penn State (12/10/22)

3-PT ATT: 7
vs. Syracuse (11/29/22)

FT: 5
vs. Kansas City (11/11/22)

FT ATT: 5
vs. Kansas City (11/11/22)

REB: 7
vs. Penn State (12/10/22)

AST: 6
vs. Monmouth (11/14/22)

STL: 2 (twice)
last vs. Syracuse (11/29/22)

BLK: 1 (twice)
last vs. Penn State (12/10/22)

MIN: 32:22
vs. Penn State (12/10/22)

CAREER STATISTICS

	G	GS	MIN	AVG	FIELD GOALS			THREE-POINTERS			FREE THROWS			OREB.	REBOUNDS		AVG.	PF	FO	AST	AST/G	TO	BLK	STL	PTS	PPG
					FG	FGA	PCT	3PM	3PA	PCT	FTM	FTA	PCT		DREB.	REB.										
2022-23	13	12	317	24.4	30	73	.411	15	45	.333	16	23	.696	6	42	48	3.7	36	1	27	2.1	27	2	7	91	7.0



42 DAINJA DAINJA

REDSHIRT SOPHOMORE // FORWARD // 6-9 // 270

BROOKLYN PARK, MINN. // PARK CENTER H.S. // BAYLOR

2022-23

- Illinois' No. 3 scorer and No. 2 rebounder, averaging 10.1 ppg and 5.8 rpg
- Shooting 69.9% from the field (86-123), ranking 18th nationally in 2-point percentage
- Fifth in Big Ten in blocked shots (1.4 bpg)
- 9 points, team-high 8 rebounds and 3 steals vs. Indiana (1/19)
- 11 points on 5-6 FG in win at Minnesota (1/16)
- 20 points (8-12 FG, 4-5 FT) with 7 boards and two blocks in win over Michigan State (1/13)
- 9 points, 9 rebounds and 3 blocks at Northwestern (1/4)
- Career-high 22 (8-10 FG) with 4 blocks and career-high 4 steals vs. Bethune-Cookman (12/29)
- 9 points and six rebounds in win over #2 Texas (12/6)
- 13 points on 6-6 FG in win over #8 UCLA (11/18)
- 15 points and two blocks vs. Monmouth (11/14)
- Career highs of 20 points, 15 rebounds and 5 blocks vs. Kansas City (11/11)
- 17 points and 10 boards for first career double-double in UI debut vs. Eastern Illinois (11/7)

2021-22 (AT BAYLOR)

- Appeared in Baylor's first three games of the season, totaling six points and three rebounds in nine minutes, before electing to transfer
- Transferred to Illinois at the semester break and practiced with the Illini during the spring semester

2020-21 (AT BAYLOR)

- Sat out the season as a redshirt during Baylor's run to the 2021 NCAA Championship

HIGH SCHOOL

- Top-100 recruit in Class of 2020, ranked No. 52 by ESPN and No. 91 by 247Sports
- Led Park Center to a 23-5 record, conference title, and 5AAAA section final as a senior before the season was cut short by the COVID-19 pandemic
- Second-team All-State by the Associated Press

PERSONAL

- Born July 16, 2002 in Chicago
- Majoring in sociology

GAME-BY-GAME STATISTICS

Date	Opponent	GS	FIELD GOALS			THREES		FREE THROWS		REBOUNDS				PF	A	TO	B	S	POINTS	
			MIN	FG	FG%	3FG	3%	FT	FT%	OFF	DEF	REB	RPG						PTS	PPG
11/07/22	Eastern Illinois		16	8-9	.889	0-0	.000	1-4	.250	4	6	10	10.0	2	0	0	2	0	17	17.0
11/11/22	Kansas City		23	9-11	.818	0-0	.000	2-5	.400	5	10	15	12.5	1	0	3	5	1	20	18.5
11/14/22	Monmouth		18	7-9	.778	0-0	.000	1-2	.500	1	3	4	9.7	2	1	2	2	2	15	17.3
11/18/22	vs UCLA		18	6-6	1.000	0-0	.000	1-1	1.000	0	3	3	8.0	3	0	4	0	1	13	16.3
11/20/20	vs Virginia		18	2-5	.400	0-0	.000	1-2	.500	1	5	6	7.6	1	0	0	0	1	5	14.0
11/25/22	Lindenwood		17	3-4	.750	0-0	.000	2-2	1.000	3	1	4	7.0	0	0	2	0	3	8	13.0
11/29/22	Syracuse		17	1-4	.250	0-0	.000	1-2	.500	2	0	2	6.3	3	1	1	1	0	3	11.6
12/02/22	at Maryland		21	4-6	.667	0-0	.000	0-0	.000	1	4	5	6.1	2	0	3	0	0	8	11.1
12/06/22	vs. Texas		16	3-5	.600	0-0	.000	3-6	.500	3	3	6	6.1	4	1	3	1	1	9	10.9
12/10/22	Penn St.		12	2-3	.667	0-0	.000	2-7	.286	0	2	2	5.7	1	1	0	0	0	6	10.4
12/17/22	Alabama A&M		12	2-3	.667	0-0	.000	0-0	.000	1	1	2	5.4	1	0	1	0	0	4	9.8
12/22/22	vs Missouri		16	4-4	1.000	0-0	.000	1-2	.500	3	3	6	5.4	3	0	2	0	0	9	9.8
12/29/22	Bethune-Cookman	*	26	8-10	.800	0-0	.000	6-11	.545	4	2	6	5.5	1	2	2	4	4	22	10.7
01/04/23	at Northwestern	*	24	4-6	.667	0-0	.000	1-2	.500	3	6	9	5.7	2	0	2	3	0	9	10.6
01/07/23	Wisconsin	*	24	2-6	.333	0-0	.000	0-2	.000	2	4	6	5.7	2	1	1	3	0	4	10.1
01/10/23	at Nebraska	*	16	1-1	1.000	0-0	.000	2-2	1.000	3	4	7	5.8	4	0	2	3	0	4	9.8
01/13/23	Michigan St.	*	33	8-12	.667	0-0	.000	4-5	.800	3	4	7	5.9	0	1	1	2	0	20	10.4
01/16/23	at Minnesota	*	21	5-6	.833	0-0	.000	1-2	.500	2	2	4	5.8	3	2	0	1	0	11	10.4
01/19/23	Indiana	*	31	4-8	.500	0-0	.000	1-4	.250	4	4	8	5.9	3	0	1	1	3	9	10.3
01/24/23	Ohio St.	*	14	3-5	.600	0-0	.000	0-0	.000	1	3	4	5.8	4	1	1	0	1	6	10.1
01/28/23	at Wisconsin																			
01/31/23	Nebraska																			
02/04/23	at Iowa																			
02/07/23	Minnesota																			
02/11/23	Rutgers																			
02/14/23	at Penn St.																			
02/18/23	vs Indiana																			
02/23/23	Northwestern																			
02/26/23	at Ohio St.																			
03/02/23	Michigan																			
03/05/23	at Purdue																			

CAREER HIGHS

PTS: 22
vs. Bethune-Cookman (12/29/22)

FG: 9
vs. Kansas City (11/11/22)

FG ATT: 12
vs. Michigan State (1/13/23)

3-PT: 0

3-PT ATT: 0

FT: 6
vs. Bethune-Cookman (12/29/22)

FT ATT: 11
vs. Bethune-Cookman (12/29/22)

REB: 15
vs. Kansas City (11/11/22)

AST: 2 (twice)
last at Minnesota (1/16/23)

STL: 4
vs. Bethune-Cookman (12/29/22)

BLK: 5
vs. Kansas City (11/11/22)

MIN: 32:29
vs. Michigan State (1/13/23)

SEASON HIGHS

PTS: 22
vs. Bethune-Cookman (12/29/22)

FG: 9
vs. Kansas City (11/11/22)

FG ATT: 12
vs. Michigan State (1/13/23)

3-PT: 0

3-PT ATT: 0

FT: 6
vs. Bethune-Cookman (12/29/22)

FT ATT: 11
vs. Bethune-Cookman (12/29/22)

REB: 15
vs. Kansas City (11/11/22)

AST: 2 (twice)
last at Minnesota (1/16/23)

STL: 4
vs. Bethune-Cookman (12/29/22)

BLK: 5
vs. Kansas City (11/11/22)

MIN: 32:29
vs. Michigan State (1/13/23)

CAREER STATISTICS AT BAYLOR

	G	GS	MIN	AVG	FG	FGA	PCT	THREE-POINTERS	PCT	FREE THROWS	PCT	REBOUNDS	AVG	PF	FO	AST	AST/G	TO	BLK	STL	PTS	PPG
2021-22	3	0	9	3.0	2	4	.500	0	0	2	.667	1	3	1	0	0	0.0	2	1	0	6	2.0

CAREER STATISTICS AT ILLINOIS

2022-23	20	8	393	19.7	86	123	.699	0	0	30	.492	46	70	116	5.8	42	0	11	0.6	31	28	17	202	10.1
---------	----	---	-----	------	----	-----	------	---	---	----	------	----	----	-----	-----	----	---	----	-----	----	----	----	-----	------

COMBINED CAREER STATISTICS

Total	23	8	400	17.4	88	127	.693	0	0	32	.500	48	71	119	5.2	43	0	11	0.5	33	29	17	208	9.0
-------	----	---	-----	------	----	-----	------	---	---	----	------	----	----	-----	-----	----	---	----	-----	----	----	----	-----	-----



3 JAYDEN EPPS

FRESHMAN // GUARD // 6-2 // 190
NORFOLK, VA. // COMBINE ACADEMY (N.C.)

2022-23

- Fifth on team in scoring, averaging 9.6 ppg
- Third on Illini with 28 threes while shooting 35.4% behind the arc (28-79)
- Shooting 82.6% from the foul line (19-23)
- Double figures for 13th time this season with 14 in win over Ohio State (1/24)
- 10 points on 5-9 FG in win at Minnesota (1/16)
- Career-high 5 assists without a turnover in 31 minutes in win over Michigan State (1/13)
- 11 points on 5-6 FG in win at Nebraska (1/10)
- Second-most points this season with 15 (5-8 FG) in win over #14 Wisconsin (1/7)
- 12 points vs. Missouri (12/22)
- 11 points in win over #2 Texas (12/2), including five in final minute – baseline 3-pointer at :33 to bring UI within two – and pair of free throws at :08 left to force overtime – and runner to put Illini up three with 1:06 left in OT.
- 11 points with three 3-pointers in win over Syracuse (11/29)
- 12 points and season-high 3 steals vs. Lindenwood (11/25)
- Team-high 14 points with 4 rebounds vs. #16 Virginia (11/20)
- Season-high 21 points with 5 three-pointers vs. Monmouth (11/14)
- First double-digit scoring game vs. Kansas City (11/11), totaling 13 points

HIGH SCHOOL

- Top-100 recruit ranked No. 72 by 247Sports Composite, No. 79 by On3 Consensus, No. 83 by ESPN and No. 90 by Rivals
- 2022 Iverson Roundball Classic All-Star Game
- Played his final year at Combine Academy in Lincolnton, North Carolina
- Led Combine to the 2022 Hoop State championship, going on a scoring spree during a fourth-quarter comeback and hitting the game winner at the buzzer
- Averaged 18 points, four rebounds and five assists while helping Combine to a 26-8 record
- Prior to Combine, attended King's Fork High School in Suffolk, Virginia
- Averaged 26 points, six rebounds, six assists and four steals as a sophomore
- Led King's Fork to share of the 2020 Virginia Class 4A state title

PERSONAL

- Born Nov. 12, 2003
- Enrolled in the Division of General Studies (undeclared)

GAME-BY-GAME STATISTICS

Date	Opponent	GS	MIN	FIELD GOALS		THREES		FREE THROWS		REBOUNDS			RPG	PF	A	TO	B	S	POINTS	
				FG	FG%	3FG	3%	FT	FT%	OFF	DEF	REB							PTS	PPG
11/07/22	Eastern Illinois		24	1-4	.250	0-2	.000	0-0	.000	0	1	1	1.0	3	3	1	0	0	2	2.0
11/11/22	Kansas City		24	4-9	.444	2-5	.400	3-4	.750	0	3	3	2.0	0	3	0	0	1	13	7.5
11/14/22	Monmouth		24	8-12	.667	5-9	.556	0-0	.000	0	0	0	1.3	1	1	0	0	1	21	12.0
11/18/22	vs UCLA		23	1-6	.167	0-3	.000	2-2	1.000	0	4	4	2.0	1	2	1	0	0	4	10.0
11/20/20	vs Virginia		27	6-13	.462	2-5	.400	0-0	.000	1	3	4	2.4	4	0	0	0	2	14	10.8
11/25/22	Lindenwood		24	5-8	.625	2-5	.400	0-0	.000	0	0	0	2.0	0	1	3	0	3	12	11.0
11/29/22	Syracuse		26	4-7	.571	3-6	.500	0-0	.000	0	1	1	1.9	2	0	0	0	0	11	11.0
12/02/22	at Maryland		10	1-5	.200	0-2	.000	0-0	.000	0	0	0	1.6	4	1	1	0	0	2	9.9
12/06/22	vs. Texas		31	2-7	.286	1-2	.500	6-8	.750	0	3	3	1.8	0	3	2	1	0	11	10.0
12/10/22	Penn St.		25	1-5	.200	1-2	.500	0-0	.000	0	3	3	1.9	1	0	3	1	0	3	9.3
12/17/22	Alabama A&M	*	27	2-6	.333	1-3	.333	0-0	.000	1	3	4	2.1	2	1	3	0	1	5	8.9
12/22/22	vs Missouri		29	4-13	.308	2-8	.250	2-2	1.000	0	2	2	2.1	0	1	3	0	0	12	9.2
12/29/22	Bethune-Cookman		21	4-7	.571	1-3	.333	1-1	1.000	0	0	0	1.9	3	2	0	1	0	10	9.2
01/04/23	at Northwestern		22	5-12	.417	1-5	.200	0-0	.000	1	1	2	1.9	5	1	2	0	1	11	9.4
01/07/23	Wisconsin		29	5-8	.625	2-3	.667	3-4	.750	1	2	3	2.0	1	2	4	0	1	15	9.7
01/10/23	at Nebraska		27	5-6	.833	1-1	1.000	0-0	.000	0	2	2	2.0	3	3	1	0	1	11	9.8
01/13/23	Michigan St.		30	3-10	.300	1-3	.333	0-0	.000	0	3	3	2.1	0	5	0	1	2	7	9.6
01/16/23	at Minnesota		25	5-9	.556	0-0	.000	0-0	.000	0	2	2	2.1	4	1	1	2	0	10	9.7
01/19/23	Indiana		22	1-8	.125	1-4	.250	0-0	.000	0	3	3	2.1	0	0	0	0	1	3	9.3
01/24/23	Ohio St.	*	32	5-13	.385	2-8	.250	2-2	1.000	0	2	2	2.1	1	1	2	0	0	14	9.6
01/28/23	at Wisconsin																			
01/31/23	Nebraska																			
02/04/23	at Iowa																			
02/07/23	Minnesota																			
02/11/23	Rutgers																			
02/14/23	at Penn St.																			
02/18/23	vs Indiana																			
02/23/23	Northwestern																			
02/26/23	at Ohio St.																			
03/02/23	Michigan																			
03/05/23	at Purdue																			

CAREER/SEASON HIGHS

PTS: 21
vs. Monmouth (11/14/22)

FG: 8
vs. Monmouth (11/14/22)

FG ATT: 13 (three times)
last vs. Ohio State (1/24/23)

3-PT: 5
vs. Monmouth (11/14/22)

3-PT ATT: 9
vs. Monmouth (11/14/22)

FT: 6
vs. Texas (12/6/22)

FT ATT: 8
vs. Texas (12/6/22)

REB: 4 (three times)
last vs. Alabama A&M (12/17/22)

AST: 5
vs. Michigan State (1/13/23)


STL: 3
vs. Lindenwood (11/25/22)

BLK: 2
at Minnesota (1/16/23)

MIN: 31:33
vs. Texas (12/6/22)

CAREER STATISTICS

	G	GS	MIN	AVG	FIELD GOALS			THREE-POINTERS			FREE THROWS			OREB.	REBOUNDS		AVG.	PF	FO	AST	AST/G	TO	BLK	STL	PTS	PPG
					FG	FGA	PCT	3PM	3PA	PCT	FTM	FTA	PCT		DREB.	REB.										
2022-23	20	2	502	25.1	72	168	.429	28	79	.354	19	23	.826	4	38	42	2.1	35	1	31	1.6	27	6	14	191	9.6



10 LUKE GOODE

SOPHOMORE // GUARD // 6-7 // 200
FORT WAYNE, IND. // HOMESTEAD H.S.

2022-23

- Currently sidelined after surgery to repair a bone fracture in left foot suffered Oct. 22

2021-22

- Played in 28 games, averaging 2.0 points and 1.8 rebounds
- Shot 37.2% from 3-point range (16-43)
- Six points on pair of 3-pointers and tied season high with five boards in NCAA Tournament second round vs. No. 15 Houston (3/20/22)
- Season-high nine points (3-4 3FG) and team-high four rebounds in season-best 28 minutes in win over No. 10 Michigan State (1/25/22)

HIGH SCHOOL

- Top-100 recruit ranked No. 82 by ESPN, No. 100 by 247Sports Composite and No. 110 by Rivals
- Averaged 19.4 points, 8.3 rebounds, 5.0 assists and 1.2 steals while shooting 40.4% from 3-point range as a senior
- First-team All-State by the Associated Press
- Winningest player in Homestead history (79), ranking No. 2 on the school's career scoring list (1,480 points), No. 1 in made 3-pointers (232), No. 4 in rebounds (499) and No. 4 in assists (293)
- Suma Cum Laude, National Honor Society member and Distinguished Honor Roll seven of eight semesters

PERSONAL

- Born Aug. 24, 2002
- Majoring in business

GAME-BY-GAME STATISTICS

Date	Opponent	GS	MIN	FIELD GOALS			THREES		FREE THROWS		REBOUNDS			PF	A	T	B	S	POINTS	
				FG	FG%	3FG	3%	FT	FT%	OFF	DEF	REB	RPG						PTS	PPG
11/07/22	Eastern Illinois	DNP	Inj.																	
11/11/22	Kansas City	DNP	Inj.																	
11/14/22	Monmouth	DNP	Inj.																	
11/18/22	vs UCLA	DNP	Inj.																	
11/20/22	vs Virginia	DNP	Inj.																	
11/25/22	Lindenwood	DNP	Inj.																	
11/29/22	Syracuse	DNP	Inj.																	
12/02/22	at Maryland	DNP	Inj.																	
12/06/22	vs. Texas	DNP	Inj.																	
12/10/22	Penn St.	DNP	Inj.																	
12/17/22	Alabama A&M	DNP	Inj.																	
12/22/22	vs Missouri	DNP	Inj.																	
12/29/22	Bethune-Cookman	DNP	Inj.																	
01/04/23	at Northwestern	DNP	Inj.																	
01/07/23	Wisconsin	DNP	Inj.																	
01/10/23	at Nebraska	DNP	Inj.																	
01/13/23	Michigan St.	DNP	Inj.																	
01/16/23	at Minnesota	DNP	Inj.																	
01/19/23	Indiana	DNP	Inj.																	
01/24/23	Ohio St.	DNP	Inj.																	
01/28/23	at Wisconsin																			
01/31/23	Nebraska																			
02/04/23	at Iowa																			
02/07/23	Minnesota																			
02/11/23	Rutgers																			
02/14/23	at Penn St.																			
02/18/23	vs Indiana																			
02/23/23	Northwestern																			
02/26/23	at Ohio St.																			
03/02/23	Michigan																			
03/05/23	at Purdue																			

CAREER HIGHS

PTS: 9
vs. Michigan State (1/25/22)

FG: 3
vs. Michigan State (1/25/22)

FG ATT: 7
vs. Houston (3/20/22)

3-PT: 3
vs. Michigan State (1/25/22)

3-PT ATT: 5
vs. Houston (3/20/22)

FT: 2 (twice)
last at Minnesota (1/4/22)

FT ATT: 2 (twice)
last at Minnesota (1/4/22)

REB: 5 (twice)
last vs. Houston (3/20/22)

AST: 2 (twice)
last vs. Michigan State (1/25/22)

STL: 1
vs. Notre Dame (11/29/21)

BLK: 1 (three times)
last vs. Houston (3/20/22)

MIN: 27:11
vs. Michigan State (1/25/22)

SEASON HIGHS

PTS:

FG:

FG ATT:

3-PT:

3-PT ATT:

FT:

FT ATT:

REB:

AST:

STL:

BLK:

MIN:

CAREER STATISTICS

	G	GS	MIN	AVG	FIELD GOALS			THREE-POINTERS			FREE THROWS			REBOUNDS				PF	FO	AST	AST/G	TO	BLK	STL	PTS	PPG
2021-22	28	0	249	8.9	18	55	.327	16	43	.372	4	6	.667	16	33	49	1.8	24	0	15	0.5	9	4	1	56	2.0
2022-23	0	0	0	0.0	0	0	.000	0	0	.000	0	0	.000	0	0	0	0.0	0	0	0.0	0	0	0	0	0.0	
Total	28	0	249	8.9	18	55	.327	16	43	.372	4	6	.667	16	33	49	1.8	24	0	15	0.5	9	4	1	56	2.0



1 SENCIRE HARRIS

FRESHMAN // GUARD // 6-4 // 160
CANTON, OHIO // ST. VINCENT-ST. MARY H.S.

2022-23

- Has played in all 20 games, starting 7, and averages 4.0 ppg and 2.1 rpg
- BIG-high 8 points vs. Indiana (1/19)
- 7 points and career-high tying 8 rebounds in win at Minnesota (1/16)
- Tied career high with 3 steals and was team-best +13 in win over #14 Wisconsin (1/7)
- Earned first start vs. Bethune-Cookman (12/29), scoring career-high 12 points
- 8 points and 5 rebounds vs. Missouri (12/22)
- Career- and game-high 8 rebounds vs. Alabama A&M (12/17)
- 5 points and 2 blocks and team-high +13 in win over #2 Texas (12/6)
- 7 points, 2 assist and 2 steals vs. Lindenwood (11/25)
- +7 in 9 minutes vs. #16 Virginia (11/20)
- +16 in just 9 minutes (4 points, 2 steals) to spur comeback win over #8 UCLA (11/18)
- 9 points and 3 steals in college debut vs. Eastern Illinois (11/7)

HIGH SCHOOL

- Top-100 recruit ranked No. 62 by Rivals, No. 83 by ESPN, No. 93 by Top247 and No. 94 by On3 Consensus
- Averaged 20.1 points, 5.7 rebounds, 3.9 assists and 3.8 steals as a senior
- Led St. Vincent-St. Mary to back-to-back Ohio Division II state championships as a junior and senior
- Player of the Year by Cleveland.com
- All-Ohio Co-Player of the Year by the OHSAA and Ohio Prep Sportswriters Association

PERSONAL

- Born Sept. 28, 2002
- Enrolled in the Division of General Studies (undeclared)

GAME-BY-GAME STATISTICS

Date	Opponent	GS	MIN	FIELD GOALS		THREES		FREE THROWS		REBOUNDS			PF	A	TO	B	S	POINTS	
				FG	FG%	3FG	3%	FT	FT%	OFF	DEF	REB						PTS	PPG
11/07/22	Eastern Illinois	15	4-9	.444	1-2	.500	0-2	.000	2	1	3	3.0	2	1	0	1	3	9	9.0
11/11/22	Kansas City	12	2-5	.400	2-4	.500	0-2	.000	0	1	1	2.0	1	0	3	0	0	6	7.5
11/14/22	Monmouth	20	2-3	.667	2-3	.667	0-0	.000	0	0	0	1.3	1	0	1	0	1	6	7.0
11/18/22	vs UCLA	9	2-3	.667	0-0	.000	0-0	.000	0	0	0	1.0	1	1	0	0	2	4	6.3
11/20/20	vs Virginia	9	1-3	.333	0-1	.000	1-2	.500	1	1	2	1.2	2	1	0	1	0	3	5.6
11/25/22	Lindenwood	18	3-7	.429	1-5	.200	0-0	.000	1	0	1	1.2	2	2	1	0	2	7	5.8
11/29/22	Syracuse	4	0-1	.000	0-1	.000	0-0	.000	0	0	0	1.0	1	0	0	0	0	0	5.0
12/02/22	at Maryland	6	0-0	.000	0-0	.000	0-0	.000	0	0	0	0.9	0	0	0	0	0	0	4.4
12/06/22	vs. Texas	18	2-4	.500	0-0	.000	1-4	.250	2	0	2	1.0	0	1	0	2	0	5	4.4
12/10/22	Penn St.	20	2-3	.667	0-1	.000	0-0	.000	2	1	3	1.2	3	1	0	1	2	4	4.4
12/17/22	Alabama A&M	16	0-6	.000	0-3	.000	0-0	.000	2	6	8	1.8	1	0	1	1	1	0	4.0
12/22/22	vs Missouri	18	3-4	.750	1-1	1.000	1-2	.500	2	3	5	2.1	1	1	0	0	1	8	4.3
12/29/22	Bethune-Cookman	* 24	5-7	.714	2-3	.667	0-1	.000	0	4	4	2.2	4	3	2	1	0	12	4.9
01/04/23	at Northwestern	* 9	0-1	.000	0-1	.000	0-0	.000	0	0	0	2.1	4	1	0	0	0	0	4.6
01/07/23	Wisconsin	* 16	0-2	.000	0-0	.000	0-0	.000	0	0	0	1.9	1	2	0	0	3	0	4.3
01/10/23	at Nebraska	* 20	0-6	.000	0-2	.000	0-0	.000	0	2	2	1.9	2	0	2	0	3	0	4.0
01/13/23	Michigan St.	* 11	0-1	.000	0-0	.000	0-0	.000	0	0	0	1.8	0	0	0	0	0	0	3.8
01/16/23	at Minnesota	* 20	3-7	.429	1-2	.500	0-0	.000	1	7	8	2.2	0	3	0	0	0	7	3.9
01/19/23	Indiana	* 17	4-7	.571	0-0	.000	0-2	.000	1	0	1	2.1	1	1	0	0	1	8	4.2
01/24/23	Ohio St.	7	0-2	.000	0-2	.000	0-0	.000	0	1	1	2.1	2	1	0	0	0	0	4.0
01/28/23	at Wisconsin																		
01/31/23	Nebraska																		
02/04/23	at Iowa																		
02/07/23	Minnesota																		
02/11/23	Rutgers																		
02/14/23	at Penn St.																		
02/18/23	vs Indiana																		
02/23/23	Northwestern																		
02/26/23	at Ohio St.																		
03/02/23	Michigan																		
03/05/23	at Purdue																		

CAREER/SEASON HIGHS

- PTS: 12**
vs. Bethune-Cookman (12/29/22)
- FG: 5**
vs. Bethune-Cookman (12/29/22)
- FG ATT: 9**
vs. Eastern Illinois (11/7/22)
- 3-PT: 2 (three times)**
last vs. Bethune-Cookman (12/29/22)
- 3-PT ATT: 5**
vs. Lindenwood (11/25/22)
- FT: 1 (three times)**
last vs. Missouri (12/22/22)
- FT ATT: 4**
vs. Texas (12/6/22)
- REB: 8 (twice)**
last at Minnesota (1/16/23)
- AST: 3 (twice)**
last at Minnesota (1/16/23)
- STL: 3 (three times)**
last at Nebraska (1/10/23)
- BLK: 2**
vs. Texas (12/6/22)
- MIN: 23:57**
vs. Bethune-Cookman (12/29/22)

CAREER STATISTICS

	G	GS	MIN	AVG	FIELD GOALS			THREE-POINTERS			FREE THROWS			OREB.	REBOUNDS		AVG.	PF	FO	AST	AST/G	TO	BLK	STL	PTS	PPG
					FG	FGA	PCT	3PM	3PA	PCT.	FTM	FTA	PCT.		DREB.	REB.										
2022-23	20	7	289	14.5	33	81	.407	10	31	.323	3	15	.200	14	27	41	2.1	29	0	19	1.0	10	7	19	79	4.0



33 COLEMAN HAWKINS

JUNIOR // FORWARD // 6-10 // 225
SACRAMENTO, CALIF. // PROLIFIC PREP

2022-23

- Fourth on Illini in scoring (9.7 ppg) and leads team in rebounding (6.2 rpg)
- Also leads team in assists, ranking 14th in the Big Ten (3.4 apg)
- 11 points, game-high 9 rebounds and 6 assists, and 3 blocks in win over Ohio State (1/24)
- 12 points in win at Nebraska (1/10)
- 20 points with career-high 6 three-pointers in win over #14 Wisconsin (1/7)
- Third double-double of season with 11 points and 11 rebounds vs. Bethune-Cookman (12/29)
- Game-high 6 assists and 7 boards for third-straight game vs. Penn State (12/10)
- 9 points, team-high 7 boards, 4 assists and 3 blocks in win over #2 Texas (12/6)
- 16 points, 7 boards and career-high tying 4 blocks at #22 Maryland (12/2)
- Fifth triple-double in school history with 15 points, 10 rebounds and career-high 10 assists in win over Syracuse (11/29)
- 10 points, 3 assists and 3 blocks vs. #16 Virginia (11/20)
- 7 assists in win over #8 UCLA (11/18)
- Double-double with career-high 23 points (including 5 threes) and career high-tying 12 rebounds for double-vs. Eastern Illinois (11/7)

2021-22

- Played in all 33 games, starting 14
- Sixth on team in scoring at 5.9 ppg and third in rebounding at 4.3 rpg
- Third on Illini in steals (26) and blocks (17)
- 10 points and eight rebounds in NCAA Tournament win over Chattanooga (3/18/22)
- Career-high 18 points with four 3-pointers in Big Ten Tournament vs. Indiana (3/11/22)
- 10 points, team-high four rebounds and three steals vs. No. 22 Ohio State (2/24/22)
- Double-double with 17 points, career-high 12 rebounds and career-best four blocks vs. Arkansas State (11/12/21)
- 13 points, eight rebounds and four steals in first career start vs. Jackson State (11/9/21)

2020-21

- Played in 25 games on the season, averaging 6.3 minutes
- Season-high five points in three games: home wins over Purdue (1/2/21) and Penn State (1/19/21) and win at Nebraska (2/12/21)
- 5 points and 4 rebounds in college debut vs. North Carolina A&T (11/25)

PERSONAL

- Born Dec. 10, 2001
- Majoring in recreation, sport and tourism

GAME-BY-GAME STATISTICS

Date	Opponent	GS	MIN	FIELD GOALS			THREES		FREE THROWS		REBOUNDS			PF	A	TO	B	S	POINTS	
				FG	FG%	3FG	3%	FT	FT%	OFF	DEF	REB	RPG						PTS	PPG
11/07/22	Eastern Illinois	*	25	8-14	.571	5-8	.625	2-4	.500	5	7	12	12.0	1	3	0	1	2	23	23.0
11/11/22	Kansas City	*	27	3-7	.429	0-3	.000	0-0	.000	2	1	3	7.5	1	2	1	1	2	6	14.5
11/14/22	Monmouth	*	17	1-5	.200	0-1	.000	4-4	1.000	3	2	5	6.7	2	3	5	0	2	6	11.7
11/18/22	vs UCLA	*	35	2-3	.667	0-0	.000	1-2	.500	1	4	5	6.3	2	7	5	2	2	5	10.0
11/20/20	vs Virginia	*	30	4-9	.444	2-5	.400	0-1	.000	1	0	1	5.2	1	3	3	3	0	10	10.0
11/25/22	Lindenwood	*	22	0-2	.000	0-2	.000	0-0	.000	0	5	5	5.2	3	3	6	0	1	0	8.3
11/29/22	Syracuse	*	35	7-11	.636	1-2	.500	0-2	.000	1	9	10	5.9	1	10	2	0	1	15	9.3
12/02/22	at Maryland	*	39	7-17	.412	2-6	.333	0-0	.000	4	3	7	6.0	2	1	1	4	0	16	10.1
12/06/22	vs. Texas	*	42	2-8	.250	1-5	.200	4-6	.667	2	5	7	6.1	2	4	1	3	0	9	10.0
12/10/22	Penn St.	*	32	3-8	.375	0-2	.000	0-0	.000	2	5	7	6.2	2	6	2	0	1	6	9.6
12/17/22	Alabama A&M	*	31	2-5	.400	1-3	.333	4-4	1.000	2	3	5	6.1	1	4	5	2	2	9	9.5
12/22/22	vs Missouri	*	24	2-8	.250	0-6	.000	0-1	.000	3	3	6	6.1	0	0	6	1	1	4	9.1
12/29/22	Bethune-Cookman	*	29	4-7	.571	1-4	.250	2-2	1.000	2	9	11	6.5	0	4	4	1	1	11	9.2
01/04/23	at Northwestern	*	36	4-11	.364	2-6	.333	0-1	.000	2	3	5	6.4	3	1	3	0	0	10	9.3
01/07/23	Wisconsin	*	33	7-11	.636	6-9	.667	0-0	.000	0	5	5	6.3	2	1	2	0	0	20	10.0
01/10/23	at Nebraska	*	35	5-9	.556	1-5	.200	1-2	.500	0	3	3	6.1	2	5	2	1	1	12	10.1
01/13/23	Michigan St.	*	36	3-9	.333	1-4	.250	2-2	1.000	4	4	8	6.2	3	2	2	1	0	9	10.1
01/16/23	at Minnesota	*	17	1-2	.500	1-2	.500	0-0	.000	0	4	4	6.1	4	1	1	0	0	3	9.7
01/19/23	Indiana	*	38	3-8	.375	1-4	.250	2-4	.500	3	2	5	6.0	0	1	2	0	2	9	9.6
01/24/23	Ohio St.	*	37	5-10	.500	1-6	.167	0-0	.000	4	5	9	6.2	1	6	1	3	1	11	9.7
01/28/23	at Wisconsin																			
01/31/23	Nebraska																			
02/04/23	at Iowa																			
02/07/23	Minnesota																			
02/11/23	Rutgers																			
02/14/23	at Penn St.																			
02/18/23	vs Indiana																			
02/23/23	Northwestern																			
02/26/23	at Ohio St.																			
03/02/23	Michigan																			
03/05/23	at Purdue																			

CAREER HIGHS

PTS: 23
vs. Eastern Illinois (11/7/22)

FG: 8
vs. Eastern Illinois (11/7/22)

FG ATT: 17
at Maryland (12/2/22)

3-PT: 6
vs. Wisconsin (1/7/23)

3-PT ATT: 9
vs. Wisconsin (1/7/23)

FT: 7
vs. Arkansas State (11/12/21)

FT ATT: 13
vs. Arkansas State (11/12/21)

REB: 12 (twice)
last vs. Eastern Illinois (11/7/22)

AST: 10
vs. Syracuse (11/29/22)

STL: 4
vs. Jackson State (11/9/21)

BLK: 4 (twice)
at Maryland (12/2/22)

MIN: 42:06
vs. Texas (12/6/22)

SEASON HIGHS

PTS: 23
vs. Eastern Illinois (11/7/22)

FG: 8
vs. Eastern Illinois (11/7/22)

FG ATT: 17
at Maryland (12/2/22)

3-PT: 6
vs. Wisconsin (1/7/23)

3-PT ATT: 9
vs. Wisconsin (1/7/23)

FT: 4 (three times)
last vs. Alabama A&M (12/17/22)

FT ATT: 6
vs. Texas (12/6/22)

REB: 12
vs. Eastern Illinois (11/7/22)

AST: 10
vs. Syracuse (11/29/22)

STL: 2 (six times)
last vs. Indiana (1/19/23)

BLK: 4
at Maryland (12/2/22)

MIN: 42:06
vs. Texas (12/6/22)

CAREER STATISTICS

	G	GS	MIN	AVG	FIELD GOALS			THREE-POINTERS			FREE THROWS			REBOUNDS			AVG.	PF	FO	AST	AST/G	TO	BLK	STL	PTS	PPG
					FG	FGA	PCT	3PM	3PA	PCT.	FTM	FTA	PCT.	OREB.	DREB.	REB.										
2020-21	25	0	157	6.3	10	29	.345	3	13	.231	13	19	.684	9	12	21	0.8	16	0	11	0.4	6	9	2	36	1.4
2021-22	33	14	627	19.0	68	154	.442	19	65	.292	39	60	.650	47	94	141	4.3	62	2	50	1.5	45	17	26	194	5.9
2022-23	20	20	614	30.7	73	164	.445	26	83	.313	22	35	.629	41	82	123	6.2	33	0	67	3.4	54	23	19	194	9.7
Total	78	34	1398	17.9	151	347	.435	48	161	.298	74	114	.649	97	188	285	3.7	111	2	128	1.6	105	49	47	424	5.4



12 BRANDON LIEB

JUNIOR // CENTER // 7-0 // 220
DEERFIELD, ILL. // DEERFIELD H.S.

2022-23

- Has appeared in 12 games this season, averaging 1.3 points and 1.2 rebounds
- 2 first-half points in win over Ohio State (1/24)
- Tied career high with 4 points in career-high 12 minutes in win at Minnesota (1/16)
- 2 points and career-high 4 rebounds vs. Bethune-Cookman (12/29)
- 2 points and 3 boards vs. Alabama A&M (12/17)
- 2 blocks in win over Syracuse (11/29)
- Season-high 3 points with 2 boards vs. Lindenwood (11/25)
- 2 points and 2 rebounds vs. Monmouth (11/14)

2021-22

- Academic All-Big Ten selection
- Played in 10 games on the season, totaling eight points and seven rebounds
- Career high-tying four points with two boards vs. Saint Francis PA (12/18/21)
- Career high-tying four points and career-high tying three rebounds vs. Arkansas State (11/12/21)

2020-21

- Played in five games, totaling 4 points and 6 rebounds
- Made college debut vs. North Carolina A&T (11/25), totaling 4 points and 3 rebounds

PERSONAL

- Born April 19, 2002
- Majoring in finance

GAME-BY-GAME STATISTICS

Date	Opponent	GS	MIN	FIELD GOALS		THREES		FREE THROWS		REBOUNDS				PF	A	TO	B	S	POINTS	
				FG	FG%	3FG	3%	FT	FT%	OFF	DEF	REB	RPG						PTS	PPG
11/07/22	Eastern Illinois	2	0-2	.000	0-0	.000	0-0	.000	0	0	0	0.0	1	0	0	1	0	0	0.0	
11/11/22	Kansas City	4	0-0	.000	0-0	.000	0-0	.000	1	0	1	0.5	0	0	0	0	0	0	0.0	
11/14/22	Monmouth	8	1-1	1.000	0-0	.000	0-2	.000	0	2	2	1.0	5	0	2	1	0	2	0.7	
11/18/22	vs UCLA	DNP																		
11/20/20	vs Virginia	DNP																		
11/25/22	Lindenwood	5	1-2	.500	0-0	.000	1-1	1.000	0	2	2	1.3	0	0	0	0	0	3	1.3	
11/29/22	Syracuse	1	0-0	.000	0-0	.000	0-0	.000	0	0	0	1.0	0	0	0	2	0	0	1.0	
12/02/22	at Maryland	DNP																		
12/06/22	vs. Texas	DNP																		
12/10/22	Penn St.	DNP																		
12/17/22	Alabama A&M	2	1-2	.500	0-0	.000	0-1	.000	2	1	3	1.3	1	0	0	0	0	2	1.2	
12/22/22	vs Missouri	DNP																		
12/29/22	Bethune-Cookman	8	1-1	1.000	0-0	.000	0-0	.000	1	3	4	1.7	3	1	1	1	0	2	1.3	
01/04/23	at Northwestern	0	0-0	.000	0-0	.000	0-0	.000	0	0	0	1.5	0	0	0	0	0	0	1.1	
01/07/23	Wisconsin	DNP																		
01/10/23	at Nebraska	1	0-0	.000	0-0	.000	0-0	.000	0	0	0	1.3	0	0	0	0	0	0	1.0	
01/13/23	Michigan St.	DNP																		
01/16/23	at Minnesota	13	2-3	.667	0-0	.000	0-1	.000	1	1	2	1.4	3	1	1	1	0	4	1.3	
01/19/23	Indiana	1	0-0	.000	0-0	.000	0-0	.000	0	0	0	1.3	0	0	0	0	0	0	1.2	
01/24/23	Ohio St.	2	1-1	1.000	0-0	.000	0-0	.000	0	0	0	1.2	1	0	1	1	0	2	1.3	
01/28/23	at Wisconsin																			
01/31/23	Nebraska																			
02/04/23	at Iowa																			
02/07/23	Minnesota																			
02/11/23	Rutgers																			
02/14/23	at Penn St.																			
02/18/23	vs Indiana																			
02/23/23	Northwestern																			
02/26/23	at Ohio St.																			
03/02/23	Michigan																			
03/05/23	at Purdue																			

CAREER HIGHS

PTS: 4 (four times) last at Minnesota (1/16/23)	PTS: 4 at Minnesota (1/16/23)
FG: 2 (three times) last at Minnesota (1/16/23)	FG: 2 at Minnesota (1/16/23)
FG ATT: 3 (twice) last at Minnesota (1/16/23)	FG ATT: 3 at Minnesota (1/16/23)
3-PT: 0	3-PT: 0
3-PT ATT: 0	3-PT ATT: 0
FT: 2 vs. North Carolina A&T (11/25/20)	FT: 1 vs. Lindenwood (11/25/22)
FT ATT: 2 (twice) last vs. Monmouth (11/14/22)	FT ATT: 2 vs. Monmouth (11/14/22)
REB: 4 vs. Bethune-Cookman (12/29/22)	REB: 4 vs. Bethune-Cookman (12/29/22)
AST: 1 (four times) last at Minnesota (1/16/23)	AST: 1 (twice) last at Minnesota (1/16/23)
STL: 0	STL: 0
BLK: 2 vs. Syracuse (11/29/22)	BLK: 2 vs. Syracuse (11/29/22)
MIN: 12:19 at Minnesota (1/16/23)	MIN: 12:19 at Minnesota (1/16/23)

CAREER STATISTICS

	G	GS	MIN	AVG	FIELD GOALS			THREE-POINTERS			FREE THROWS			REBOUNDS		AVG.	PF	FO	AST	AST/G	TO	BLK	STL	PTS	PPG	
					FG	FGA	PCT	3PM	3PA	PCT.	FTM	FTA	PCT.	OREB.	DREB.	REB.										
2020-21	5	0	12	2.4	1	7	.143	0	0	.000	2	2	1.000	4	2	6	1.2	0	0	1	0.2	3	1	0	4	0.8
2021-22	10	0	24	2.4	4	5	.800	0	0	.000	0	1	.000	4	3	7	0.7	4	0	1	0.1	1	1	0	8	0.8
2022-23	12	0	47	3.9	7	12	.583	0	0	.000	1	5	.200	5	9	14	1.2	14	1	2	0.2	5	7	0	15	1.3
Total	27	0	83	3.1	12	24	.500	0	0	.000	3	8	.375	13	14	27	1.0	18	1	4	0.1	9	9	0	27	1.0



24 MATTHEW MAYER

GRADUATE STUDENT // GUARD/FORWARD // 6-9 // 225
AUSTIN, TEXAS // WESTLAKE H.S. // BAYLOR

2022-23

- Second on team in scoring (10.6 ppg) and fourth on team rebounding (4.8 rpg)
- Leads team with 36 treys on 36.7% three-point shooting (36-98)
- Scored in double figures in 10 of last 12 games, averaging 13.8 points (166)
- 12 points and 8 rebounds in win over Ohio State (1/24)
- First career double-double with 19 points and season-high 10 boards in win at Minnesota (1/16)
- 19 points and career-high 6 blocks in win over Michigan State (1/13)
- 10 points, 6 boards, 3 assists and 2 blocks in win over #14 Wisconsin (1/7)
- Team-high 17 points with 7 boards and career-high 3 blocks at Northwestern (1/4)
- 16 points with four 3-pointers vs. Missouri (12/22)
- Tied season with with 21 points on 9-12 FG and career-high tying 3 blocks with 7 boards vs. Alabama A&M (12/17)
- Erupted at Madison Square Garden for season-high 21 points on 8-10 FG, including perfect 5-of-5 from 3-point range, with career-high 3 blocks in win over #2 Texas (12/6)
- 11 points and season-high 5 assists in win over #8 UCLA (11/18)

CAREER (AT BAYLOR)

- Played four years at Baylor where he helped the Bears to the 2021 national championship and back-to-back Big 12 titles and NCAA Tournament No. 1 seeds in 2021 and 2022
- Played in 126 career games, totaling 865 points, 400 rebounds, 112 assists and 109 steals

2021-22 (AT BAYLOR)

- Honorable mention All-Big 12
- Started 33 games, posting career best averages of 9.8 points and 5.0 rebounds
- Second on team with 41 steals and third with 33 three-pointers
- Career-high 22 points with four 3-pointers in NCAA first round vs. Norfolk State (3/17/22)
- Career-best 12 rebounds vs. No. 5 Kansas (2/26/22)
- First 20-point game at West Virginia (1/18/22), hitting career-high five treys with four steals

PERSONAL

- Born Sept. 23, 1999 in Dallas
- Pursuing a strategic brand management graduate certificate
- Earned a bachelor's degree from Baylor in health, kinesiology and leisure studies

GAME-BY-GAME STATISTICS

Date	Opponent	GS	MIN	FG	FG%	3FG	3%	FT	FT%	OFF	DEF	REB	PF	A	T	B	S	PTS	PPG
11/07/22	Eastern Illinois	*	16	3-9	.333	1-3	.333	0-0	.000	2	2	4	4.0	1	1	2	0	7	7.0
11/11/22	Kansas City	*	13	2-5	.400	1-4	.250	0-0	.000	0	2	2	3.0	3	0	1	1	5	6.0
11/14/22	Monmouth	*	19	1-5	.200	1-5	.200	0-0	.000	0	3	3	3.0	2	2	0	0	3	5.0
11/18/22	vs UCLA	*	23	3-8	.375	2-6	.333	3-4	.750	1	3	4	3.3	2	5	1	0	11	6.5
11/20/20	vs Virginia	*	23	2-7	.286	0-2	.000	0-0	.000	0	4	4	3.4	1	0	0	0	4	6.0
11/25/22	Lindenwood	*	15	2-6	.333	2-5	.400	2-2	1.000	2	7	9	4.3	2	1	1	2	8	6.3
11/29/22	Syracuse	*	21	2-6	.333	0-3	.000	1-2	.500	3	5	8	4.9	1	2	1	0	5	6.1
12/02/22	at Maryland	*	14	1-4	.250	0-1	.000	0-0	.000	1	1	2	4.5	4	0	0	1	2	5.6
12/06/22	vs. Texas	*	28	8-10	.800	5-5	1.000	0-0	.000	0	2	2	4.2	4	1	2	3	21	7.3
12/10/22	Penn St.	*	23	4-11	.364	2-8	.250	4-5	.800	0	3	3	4.1	0	0	1	0	14	8.0
12/17/22	Alabama A&M	*	20	9-12	.750	3-6	.500	0-3	.000	2	5	7	4.4	4	1	3	2	21	9.2
12/22/22	vs Missouri	*	29	6-12	.500	4-8	.500	0-0	.000	2	1	3	4.3	3	1	2	0	16	9.8
12/29/22	Bethune-Cookman	*	23	2-9	.222	1-6	.167	2-2	1.000	1	4	5	4.3	1	1	0	2	7	9.5
01/04/23	at Northwestern	*	30	5-11	.455	3-7	.429	4-4	1.000	0	7	7	4.5	5	0	2	3	17	10.1
01/07/23	Wisconsin	*	30	2-5	.400	1-2	.500	5-6	.833	2	4	6	4.6	3	3	0	2	10	10.1
01/10/23	at Nebraska	*	25	2-10	.200	2-8	.250	4-5	.800	0	4	4	4.6	3	2	1	2	10	10.1
01/13/23	Michigan St.	*	29	7-12	.583	3-6	.500	2-2	1.000	0	3	3	4.5	4	1	1	6	19	10.6
01/16/23	at Minnesota	*	31	8-14	.571	3-6	.500	0-0	.000	2	8	10	4.8	3	1	2	2	19	11.1
01/19/23	Indiana	*	22	0-4	.000	0-1	.000	0-0	.000	1	1	2	4.6	0	1	1	0	0	10.5
01/24/23	Ohio St.	*	27	3-9	.333	2-6	.333	4-5	.800	2	6	8	4.8	5	0	2	2	12	10.6
01/28/23	at Wisconsin																		
01/31/23	Nebraska																		
02/04/23	at Iowa																		
02/07/23	Minnesota																		
02/11/23	Rutgers																		
02/14/23	at Penn St.																		
02/18/23	vs Indiana																		
02/23/23	Northwestern																		
02/26/23	at Ohio St.																		
03/02/23	Michigan																		
03/05/23	at Purdue																		

CAREER HIGHS

PTS: 22
vs. Norfolk State (3/17/22)

FG: 9
vs. Alabama A&M (12/17/22)

FG ATT: 15
vs. Central Arkansas (11/17/21)

3-PT: 5 (twice)
last vs. Texas (12/6/22)

3-PT ATT: 8 (four times)
last at Nebraska (1/10/23)

FT: 5 (five times)
vs. Wisconsin (1/7/23)

FT ATT: 8
at Texas Tech (2/16/19)

REB: 12
vs. Kansas (2/26/22)

AST: 5
vs. UCLA (11/18/22)

STL: 5
vs. Central Arkansas (11/17/21)

BLK: 6
vs. Michigan State (1/13/23)

MIN: 30:42
at Minnesota (1/16/23)

SEASON HIGHS

PTS: 21 (twice)
last vs. Alabama A&M (12/17/22)

FG: 9
vs. Alabama A&M (12/17/22)

FG ATT: 14
at Minnesota (1/16/23)

3-PT: 5
vs. Texas (12/6/22)

3-PT ATT: 8 (three times)
last at Nebraska (1/10/23)

FT: 5
vs. Wisconsin (1/7/23)

FT ATT: 6
vs. Wisconsin (1/7/23)

REB: 10
at Minnesota (1/16/23)

AST: 5
vs. UCLA (11/18/22)

STL: 2 (three times)
last vs. Missouri (12/22/22)

BLK: 6
vs. Michigan State (1/13/23)

MIN: 30:42
at Minnesota (1/16/23)

CAREER STATISTICS AT BAYLOR

	G	GS	MIN	AVG	FIELD GOALS			THREE-POINTERS			FREE THROWS			REBOUNDS				PF	FO	AST	AST/G	TO	BLK	STL	PTS	PPG
					FG	FGA	PCT	3PM	3PA	PCT.	FTM	FTA	PCT.	OREB.	DREB.	REB.	AVG.									
2018-19	33	0	389	11.8	51	154	.331	20	65	.308	31	47	.660	24	42	66	2.0	34	0	26	0.8	25	8	17	153	4.6
2019-20	30	0	349	11.6	54	128	.422	17	45	.378	20	29	.690	18	39	57	1.9	30	0	23	0.8	21	4	15	145	4.8
2020-21	30	0	469	15.6	92	188	.489	30	76	.395	29	49	.592	30	82	112	3.7	44	0	29	1.0	35	8	36	243	8.1
2021-22	33	33	751	22.8	119	291	.409	44	136	.324	42	60	.700	38	127	165	5.0	81	3	34	1.0	32	26	41	324	9.8
Total	126	33	1959	15.5	316	761	.415	111	322	.345	122	185	.659	110	290	400	3.2	189	3	112	0.9	113	46	109	865	6.9

CAREER STATISTICS AT ILLINOIS

2022-23	20	20	461	23.1	72	169	.426	36	98	.367	31	40	.775	2.1	75	96	4.8	51	2	23	1.2	21	27	18	211	10.6
---------	----	----	-----	------	----	-----	------	----	----	------	----	----	------	-----	----	----	-----	----	---	----	-----	----	----	----	-----	------

COMBINED CAREER STATISTICS

Total	146	53	2421	16.6	388	930	.417	147	420	.350	153	225	.680	3.1	365	496	3.4	240	5	135	0.9	134	73	127	1076	7.4
-------	-----	----	------	------	-----	-----	------	-----	-----	------	-----	-----	------	-----	-----	-----	-----	-----	---	-----	-----	-----	----	-----	------	-----



15 RJ MELENDEZ

SOPHOMORE // GUARD // 6-7 // 205

ARECIBO, PUERTO RICO // CENTRAL POINTE CHRISTIAN ACADEMY (FLA.)

2022-23

- Has played in all 20 games, starting 11, and is averaging 6.4 ppg and 3.3 rpg
- Scored in double figures for fifth time this season with 10 points vs. Indiana (1/19)
- Equaled career high with 4 assists in win at Minnesota (1/16)
- 10 points in win at Nebraska (1/10)
- 6 rebounds in win over #14 Wisconsin (1/7)
- 9 points, 4 boards and 2 steals in win over #2 Texas (12/6)
- 13 points with career-high 7 rebounds and career-best 3 steals at #22 Maryland (12/2)
- 15 points, season-high 6 rebounds and 2 steals in win over Syracuse (11/29)
- Career-high 17 points (7-11 FG) with 4 boards vs. Lindenwood (11/25)
- 8 points with pair of threes vs. #16 Virginia (11/20)
- 9 points and 5 rebounds vs. Monmouth (11/14)
- 8 points vs. Kansas City (11/11)
- Career-high 3 blocks in opener vs. Eastern Illinois (11/7)

2021-22

- Played in 22 games, averaging 3.8 points and 1.7 rebounds
- Nine points and three assists in NCAA Tournament vs. No. 15 Houston (3/20/22)
- 10 points in 11 minutes at Rutgers (2/16/22)
- Set season highs with 14 points, six rebounds and two steals in win over Northwestern (2/13/22)
- Eight points on 3-3 FG at No. 3 Purdue (2/8/22)
- Six points and three rebounds in win at Northwestern (1/29/22)
- First career start in Big Ten/ACC Challenge win over Notre Dame (11/29/21), hitting two 3-pointers for six points

HIGH SCHOOL

- Four-star recruit ranked No. 56 by ESPN, No. 93 by 247Sports Composite and No. 117 by Rivals
- Averaged 24.3 points, 6.1 rebounds, 3.4 assists, 2.2 steals and 2.3 blocks as a senior, leading Central Pointe (CPCA) to a 33-7 record
- Sunshine Independent Athletic Association (SIAA) Player of the Year and first-team All-SIAA
- Finished his career as CPCA's all-time leading scorer with 2,006 points

PERSONAL

- Born Dec. 3, 2002
- Majoring in recreation, sport and tourism

GAME-BY-GAME STATISTICS

Date	Opponent	GS	MIN	FG	FG%	3FG	3%	FT	FT%	OFF	DEF	REB	RPG	PF	A	T	B	S	PTS	PPG
11/07/22	Eastern Illinois	*	20	0-5	.000	0-5	.000	1-2	.500	1	1	2	2.0	1	0	2	3	2	1	1.0
11/11/22	Kansas City	*	21	2-7	.286	1-3	.333	3-3	1.000	2	1	3	2.5	2	2	0	0	2	8	4.5
11/14/22	Monmouth	*	15	4-7	.571	1-3	.333	0-0	.000	1	4	5	3.3	3	2	2	0	2	9	6.0
11/18/22	vs UCLA	*	18	1-4	.250	1-3	.333	0-0	.000	1	0	1	2.8	0	0	3	1	0	3	5.3
11/20/20	vs Virginia	*	27	3-7	.429	2-4	.500	0-0	.000	0	0	0	2.2	3	0	2	0	1	8	5.8
11/25/22	Lindenwood	*	22	7-11	.636	2-5	.400	1-1	1.000	0	4	4	2.5	0	1	2	0	1	17	7.7
11/29/22	Syracuse	*	21	3-7	.429	2-5	.400	7-8	.875	2	4	6	3.0	2	1	0	1	2	15	8.7
12/02/22	at Maryland	*	33	5-7	.714	2-3	.667	1-1	1.000	2	5	7	3.5	2	0	2	2	3	13	9.3
12/06/22	vs. Texas	*	27	3-6	.500	1-4	.250	2-2	1.000	0	4	4	3.6	2	0	2	1	2	9	9.2
12/10/22	Penn St.	*	16	2-2	1.000	1-1	1.000	0-0	.000	0	1	1	3.3	0	1	1	0	0	5	8.8
12/17/22	Alabama A&M		15	0-3	.000	0-2	.000	0-0	.000	1	2	3	3.3	0	0	1	0	0	0	8.0
12/22/22	vs Missouri	*	12	0-3	.000	0-2	.000	0-0	.000	1	2	3	3.3	1	0	1	0	0	0	7.3
12/29/22	Bethune-Cookman		24	1-8	.125	1-8	.125	2-2	1.000	0	3	3	3.2	2	0	1	0	0	5	7.2
01/04/23	at Northwestern		24	1-3	.333	0-2	.000	0-0	.000	0	2	2	3.1	3	1	1	0	0	2	6.8
01/07/23	Wisconsin		25	1-6	.167	0-3	.000	2-2	1.000	1	5	6	3.3	1	2	0	0	0	4	6.6
01/10/23	at Nebraska		23	4-9	.444	2-6	.333	0-0	.000	2	1	3	3.3	3	0	2	0	1	10	6.8
01/13/23	Michigan St.		19	1-2	.500	0-0	.000	1-3	.333	1	1	2	3.2	2	1	0	0	0	3	6.6
01/16/23	at Minnesota		21	1-5	.200	0-3	.000	1-1	1.000	0	3	3	3.2	0	4	1	0	0	3	6.4
01/19/23	Indiana		22	4-8	.500	2-3	.667	0-1	.000	2	2	4	3.3	1	0	0	0	1	10	6.6
01/24/23	Ohio St.		30	1-6	.167	0-3	.000	1-2	.500	0	3	3	3.3	2	0	0	0	0	3	6.4
01/28/23	at Wisconsin																			
01/31/23	Nebraska																			
02/04/23	at Iowa																			
02/07/23	Minnesota																			
02/11/23	Rutgers																			
02/14/23	at Penn St.																			
02/18/23	vs Indiana																			
02/23/23	Northwestern																			
02/26/23	at Ohio St.																			
03/02/23	Michigan																			
03/05/23	at Purdue																			

CAREER HIGHS

PTS: 17
vs. Lindenwood (11/25/22)

FG: 7
vs. Lindenwood (11/25/22)

FG ATT: 11
vs. Lindenwood (11/25/22)

3-PT: 2 (eight times)
last vs. Indiana (1/19/23)

3-PT ATT: 8
vs. Bethune-Cookman (12/29/22)

FT: 7
vs. Syracuse (11/29/22)

FT ATT: 8
vs. Syracuse (11/29/22)

REB: 7
at Maryland (12/2/22)

AST: 4 (twice)
last at Minnesota (1/16/23)

STL: 3
at Maryland (12/2/22)

BLK: 3
vs. Eastern Illinois (11/7/22)

MIN: 33:12
at Maryland (12/2/22)

SEASON HIGHS

PTS: 17
vs. Lindenwood (11/25/22)

FG: 7
vs. Lindenwood (11/25/22)

FG ATT: 11
vs. Lindenwood (11/25/22)

3-PT: 2 (six times)
last vs. Indiana (1/19/23)

3-PT ATT: 8
vs. Bethune-Cookman (12/29/22)

FT: 7
vs. Syracuse (11/29/22)

FT ATT: 8
vs. Syracuse (11/29/22)

REB: 7
at Maryland (12/2/22)

AST: 4
at Minnesota (1/16/23)

STL: 3
at Maryland (12/2/22)

BLK: 3
vs. Eastern Illinois (11/7/22)

MIN: 33:12
at Maryland (12/2/22)

CAREER STATISTICS

	G	GS	MIN	AVG	FG	FGA	PCT	3PM	3PA	PCT	FTM	FTA	PCT	OREB.	DREB.	REB.	AVG.	PF	FO	AST	AST/G	TO	BLK	STL	PTS	PPG
2021-22	22	1	187	8.5	29	51	.569	9	15	.600	17	20	.850	9	28	37	1.7	12	0	15	0.7	10	3	6	84	3.8
2022-23	20	11	435	21.8	44	116	.379	18	68	.265	22	28	.786	17	48	65	3.3	30	0	15	0.8	23	8	17	128	6.4
Total	42	12	622	14.8	73	167	.437	27	83	.325	39	48	.813	26	76	102	2.4	42	0	30	0.7	33	11	23	212	5.0



20^{TY} RODGERS

FRESHMAN // GUARD/FORWARD // 6-6 // 200
SAGINAW, MICH. // THORNTON TOWNSHIP H.S. (ILL.)

2022-23

- Has played in all 20 games, averaging 2.2 points and 3.4 rebounds
- 4 points and tied career high with 8 boards in 15 minutes in win over Ohio State (1/24)
- Career-high 8 points (4-5 FG) and equaled high with 8 rebounds in win at Minnesota (1/16)
- 4 points and 7 rebounds in win at Nebraska (1/10)
- 2 points and 3 rebounds in win over #14 Wisconsin (1/7)
- 5 rebounds vs. Alabama A&M (12/17)
- 6 points vs. Penn State (12/10)
- 4 points and a block in win over #2 Texas (12/6)
- 4 points for third time in win over Syracuse (11/29)
- 3 rebounds in just 8 minutes vs. #16 Virginia (11/20)
- 5 rebounds vs. Monmouth (11/14)
- 8 rebounds and game-high 5 assists in college debut vs. Eastern Illinois (11/7)

HIGH SCHOOL

- Top-75 recruit ranked No. 52 by ESPN, No. 53 by 247Sports Composite, No. 59 by Rivals and No. 64 by On3 Consensus
- Helped USA Basketball win the 2022 FIBA Americas U18 Championship in Tijuana Mexico
- Averaged 5.3 points on 72.2% shooting along with 5.5 rebounds and 3.2 assists in just 18.1 minutes per game during Team USA's run to the gold medal
- Participated in the 2022 Jordan Brand Classic
- Attended Thornton Township High School in Harvey, Illinois, as a senior
- Averaged 17.3 points, 15.4 rebounds, eight assists, three steals and three blocks
- Consensus first-team All-State selection
- Player of the Year by the *Daily Southtown*
- Prior to Thornton, played for Grand Blanc High School in Michigan
- Leading Grand Blanc to the 2021 state championship, the first state title in school history
- Averaged 17.8 points, 9.4 rebounds, 3.7 assists and 2.3 steals as a junior
- 2021 Michigan Division 1 Player of the Year by the Associated Press

PERSONAL

- Born May 3, 2004
- Enrolled in the Division of General Studies (undeclared)

GAME-BY-GAME STATISTICS

Date	Opponent	GS	MIN	FIELD GOALS		THREES		FREE THROWS		REBOUNDS			PF	A	TO	B	S	POINTS	
				FG	FG%	3FG	3%	FT	FT%	OFF	DEF	TOT						PTS	PPG
11/07/22	Eastern Illinois	22	0-1	.000	0-0	.000	1-6	.167	2	6	8	8.0	2	5	2	0	0	1	1.0
11/11/22	Kansas City	21	2-4	.500	0-0	.000	0-0	.000	0	1	1	4.5	1	1	1	0	0	4	2.5
11/14/22	Monmouth	28	2-2	1.000	0-0	.000	0-0	.000	3	2	5	4.7	3	2	0	0	1	4	3.0
11/18/22	vs UCLA	7	0-1	.000	0-0	.000	0-0	.000	0	1	1	3.8	2	0	1	0	1	0	2.3
11/20/20	vs Virginia	8	0-1	.000	0-0	.000	0-0	.000	1	2	3	3.6	2	0	0	0	0	0	1.8
11/25/22	Lindenwood	23	1-1	1.000	0-0	.000	0-0	.000	2	1	3	3.5	2	2	3	0	1	2	1.8
11/29/22	Syracuse	15	2-4	.500	0-0	.000	0-0	.000	0	1	1	3.1	0	2	0	0	0	4	2.1
12/02/22	at Maryland	9	0-1	.000	0-0	.000	0-0	.000	0	1	1	2.9	0	1	0	0	0	0	1.9
12/06/22	vs. Texas	7	0-1	.000	0-1	.000	0-0	.000	0	4	4	3.0	2	0	0	1	0	0	1.7
12/10/22	Penn St.	14	3-5	.600	0-0	.000	0-0	.000	2	1	3	3.0	2	0	0	0	1	6	2.1
12/17/22	Alabama A&M	21	0-1	.000	0-0	.000	1-2	.500	2	3	5	3.2	0	1	2	0	0	1	2.0
12/22/22	vs Missouri	16	0-1	.000	0-0	.000	0-0	.000	1	0	1	3.0	3	0	0	0	1	0	1.8
12/29/22	Bethune-Cookman	18	1-3	.333	0-0	.000	1-2	.500	0	2	2	2.9	2	1	2	0	1	3	1.9
01/04/23	at Northwestern	2	0-0	.000	0-0	.000	0-0	.000	0	1	1	2.8	0	0	0	0	0	0	1.8
01/07/23	Wisconsin	12	1-4	.250	0-0	.000	0-0	.000	1	2	3	2.8	0	0	1	0	0	2	1.8
01/10/23	at Nebraska	16	1-2	.500	0-0	.000	2-4	.500	4	3	7	3.1	2	1	0	1	1	4	1.9
01/13/23	Michigan St.	8	0-1	.000	0-0	.000	0-0	.000	0	1	1	2.9	0	0	0	0	0	0	1.8
01/16/23	at Minnesota	22	4-5	.800	0-0	.000	0-2	.000	3	5	8	3.2	2	0	1	1	0	8	2.2
01/19/23	Indiana	8	0-1	.000	0-0	.000	0-0	.000	0	1	1	3.1	1	1	0	0	0	0	2.1
01/24/23	Ohio St.	15	2-3	.667	0-0	.000	0-0	.000	3	5	8	3.4	3	1	2	0	1	4	2.2
01/28/23	at Wisconsin																		
01/31/23	Nebraska																		
02/04/23	at Iowa																		
02/07/23	Minnesota																		
02/11/23	Rutgers																		
02/14/23	at Penn St.																		
02/18/23	vs Indiana																		
02/23/23	Northwestern																		
02/26/23	at Ohio St.																		
03/02/23	Michigan																		
03/05/23	at Purdue																		

CAREER/SEASON HIGHS

PTS: 8
at Minnesota (1/16/23)

FG: 4
at Minnesota (1/16/23)

FG ATT: 5 (twice)
last at Minnesota (1/16/23)

3-PT: 0

3-PT ATT: 1
vs. Texas (12/6/22)

FT: 2
at Nebraska (1/10/23)

FT ATT: 6
vs. Eastern Illinois (11/7/22)

REB: 8 (three times)
last vs. Ohio State (1/24/23)

AST: 5
vs. Eastern Illinois (11/7/22)

STL: 1 (eight times)
last vs. Ohio State (1/24/23)

BLK: 1 (three times)
last at Minnesota (1/16/23)

MIN: 28:08
vs. Monmouth (11/14/22)

CAREER STATISTICS

	G	GS	MIN	AVG	FIELD GOALS			THREE-POINTERS			FREE THROWS			REBOUNDS		AVG.	Pf	Fo	AST	AST/G	TO	BLK	STL	PTS	PPG
2022-23	20	0	292	14.6	FG	FGA	PCT	3PM	3PA	PCT.	FTM	FTA	PCT.	DREB.	REB.		29	0	18	0.9	15	3	8	43	2.2



2 CONNOR SERVEN

JUNIOR // FORWARD // 6-9 // 235

PRAIRIE CITY, ILL. // ST. RITA H.S.

2022-23

- In third season as Illini walkon
- Has played in 5 games this season
- Sindelined since Dec. 1 with foot injury
- Career-high 2 rebounds vs. Monmouth (11/14)

2021-22

- Academic All-Big Ten selection
- Walkon played in six games on the season
- Played career-high four minutes vs. Saint Francis PA (12/18/21), grabbing one rebound

2020-21

- Played in seven games on the year
- Made debut vs. North Carolina A&T (11/25/20), recording first career basket and rebound

HIGH SCHOOL

- Averaged 8.3 points, 7.0 rebounds and 2.4 assists as a senior
- Named Chicago Catholic League honorable mention all-conference
- Helped lead St. Rita to first place in the CCL White division with an 11-4 conference record and perfect 7-0 mark versus division foes
- Received high honors GPA recognition
- Attended Bushnell-Prairie City as a freshman and sophomore

PERSONAL

- Born May 17, 2002
- Majoring in agribusiness markets and management

GAME-BY-GAME STATISTICS

Date	Opponent	GS	MIN	FIELD GOALS	FG%	THREES	3FG%	FREE THROWS	FT%	REBOUNDS	OFF	DEF	REB	RPG	PF	A	T	B	S	PTS	PPG
11/07/22	Eastern Illinois	9	0-0	.000	0-0	.000	0-0	.000	0	0	0	0	0.0	0	0	0	0	0	0	0.0	0.0
11/11/22	Kansas City	2	0-0	.000	0-0	.000	0-0	.000	0	1	1	0.5	0	0	1	0	1	0	1	0.0	0.0
11/14/22	Monmouth	4	0-0	.000	0-0	.000	0-0	.000	1	1	2	1.0	1	0	0	0	0	0	0	0.0	0.0
11/18/22	vs UCLA	DNP																			
11/20/20	vs Virginia	DNP																			
11/25/22	Lindenwood	3	0-1	.000	0-1	.000	0-0	.000	0	0	0	0.8	0	0	0	0	0	0	0	0.0	0.0
11/29/22	Syracuse	2	0-0	.000	0-0	.000	1-2	.500	0	1	1	0.8	1	0	1	0	0	0	1	0.2	0.2
12/02/22	at Maryland	DNP-Inj.																			
12/06/22	vs. Texas	DNP-Inj.																			
12/10/22	Penn St.	DNP-Inj.																			
12/17/22	Alabama A&M	DNP-Inj.																			
12/22/22	vs Missouri	DNP-Inj.																			
12/29/22	Bethune-Cookman	DNP-Inj.																			
01/04/23	at Northwestern	DNP-Inj.																			
01/07/23	Wisconsin	DNP-Inj.																			
01/10/23	at Nebraska	DNP-Inj.																			
01/13/23	Michigan St.	DNP-Inj.																			
01/16/23	at Minnesota	DNP-Inj.																			
01/19/23	Indiana	DNP-Inj.																			
01/24/23	Ohio St.	DNP-Inj.																			
01/28/23	at Wisconsin																				
01/31/23	Nebraska																				
02/04/23	at Iowa																				
02/07/23	Minnesota																				
02/11/23	Rutgers																				
02/14/23	at Penn St.																				
02/18/23	vs Indiana																				
02/23/23	Northwestern																				
02/26/23	at Ohio St.																				
03/02/23	Michigan																				
03/05/23	at Purdue																				

CAREER HIGHS

PTS: 2
vs. North Carolina A&T (11/25/20)

FG: 1
vs. North Carolina A&T (11/25/20)

FG ATT: 1 (three times)
last vs. Lindenwood (11/25/22)

3-PT: 0

3-PT ATT: 1
vs. Lindenwood (11/25/22)

FT: 1
vs. Syracuse (11/29/22)

FT ATT: 2
vs. Syracuse (11/29/22)

REB: 2
vs. Monmouth (11/14/22)

AST: 0

STL: 1
vs. Kansas City (11/11/22)

BLK: 0

MIN: 8:51
vs. Eastern Illinois (11/7/22)

SEASON HIGHS

PTS: 1
vs. Syracuse (11/29/22)

FG: 0

FG ATT: 1
vs. Lindenwood (11/25/22)

3-PT: 0

3-PT ATT: 1
vs. Lindenwood (11/25/22)

FT: 1
vs. Syracuse (11/29/22)

FT ATT: 2
vs. Syracuse (11/29/22)

REB: 2
vs. Monmouth (11/14/22)

AST: 0

STL: 1
vs. Kansas City (11/11/22)

BLK: 0

MIN: 8:51
vs. Eastern Illinois (11/7/22)

CAREER STATISTICS

	G	GS	MIN	AVG	FIELD GOALS			THREE-POINTERS			FREE THROWS			REBOUNDS			AVG.	PF	FO	AST	AST/G	TO	BLK	STL	PTS	PPG
					FG	FGA	PCT	3PM	3PA	PCT.	FTM	FTA	PCT.	OREB.	DREB.	REB.										
2020-21	7	0	13	1.9	1	1	1.000	0	0	.000	0	0	.000	1	1	2	0.3	2	0	0	0.0	1	0	0	2	0.3
2021-22	6	0	11	1.9	0	1	.000	0	1	.000	0	0	.000	0	1	1	0.2	0	0	0	0.0	0	0	0	0	0.0
2022-23	5	0	20	4.0	0	1	.000	0	1	.000	1	2	.500	1	3	4	0.8	2	0	0	0.0	2	0	1	1	0.2
Total	18	0	45	2.5	1	3	.333	0	2	.000	1	2	.500	2	5	7	0.4	4	0	0	0.0	3	0	1	3	0.2



TERRENCE SHANNON JR.

SENIOR // GUARD // 6-6 // 225

CHICAGO, ILL. // IMG ACADEMY (FLA.) // TEXAS TECH

2022-23

- USBWA Oscar Robertson Trophy Midseason Watch List
- The Athletic Midseason All-Transfer Team
- Started all 20 games, ranking 5th in Big Ten in scoring at 18.0 ppg
- Fourth in BIG with seven 20+ point games
- Third on team in rebounding (5.6 rpg) and second in assists (3.2 apg)
- Leads BIG in both free throws made (107) and attempted (137)
- Game-high 17 points with 7 boards in win over Ohio State (1/24)
- BIG-high 26 points (4-7 from three), three assists and three steals vs. Indiana (1/19)
- 17 points – 15 coming in the first half – in win over Michigan State (1/13)
- Second double-double of season and fourth career with 25 points and season-high 11 boards in win at Nebraska (1/10), along with 4 assists and career-high tying 4 steals
- Game-high 24 points (7-11 FG) with 8 rebounds in win over #14 Wisconsin (1/7)
- 22 points, 7 rebounds and 5 assists vs. Missouri (12/22)
- 16 points – including 12 in overtime – and career-high 3 steals in win over #2 Texas (12/6)
- 19 points with 7 boards at #22 Maryland (12/2)
- Big Ten Player of the Week (Nov. 21)
- 29 points in win over #8 UCLA (11/18), tying school record with 3 threes (8-9 3FG) and grabbing game-high 10 boards for third career double-double
- Career-high 30 points with 8 boards on 9-14 FG and 4 threes vs. Monmouth (11/14)
- 24 points (13-15 FT) with 8 boards in Illini debut vs. Eastern Illinois (11/7)
- Preseason Honors: Wooden Award Watch List, Naismith Trophy Watch List, Jerry West Shooting Guard of the Year Award Watch List, All-Big Ten Team

CAREER (AT TEXAS TECH)

- Played three years at Texas Tech where he helped the Red Raiders to the NCAA Tournament Round of 32 in 2021 and Sweet 16 in 2022

- Played in 83 career games at Texas Tech, totaling 915 points, 223 rebounds, 120 assists and 80 steals

2021-22 (AT TEXAS TECH)

- Big 12 All-Tournament Team
- First-Team Academic All-Big 12
- Played in 26 games, starting 20, and averaged 10.4 points, 2.6 rebounds and 2.0 assists
- Shot 45.5% from the field and career-best 38.4% from three
- 20 points in NCAA Tournament first round vs. Montana State (3/18/22)
- Season-high 23 points vs. West Virginia (1/22/22)
- Double-double with 18 points and career-high 12 rebounds vs. Tennessee (12/7/21)

PERSONAL

- Born July 30, 2000
- Majoring in sociology

GAME-BY-GAME STATISTICS

Date	Opponent	GS	MIN	FIELD GOALS	THREES	FREE THROWS	REBOUNDS	PF	TO	B	S	PTS	PPG
				FG	3FG	FT	OFF DEF						
11/07/22	Eastern Illinois	*	26	5-8 .625	1-3 .333	13-15 .867	3 5 8	8.0	0	2	3	1	24
11/11/22	Kansas City	*	26	4-12 .333	1-5 .200	5-7 .714	1 3 4	6.0	0	5	1	0	14
11/14/22	Monmouth	*	23	9-14 .643	4-9 .444	8-10 .800	2 6 8	6.7	0	4	2	1	30
11/18/22	vs UCLA	*	39	9-13 .692	8-9 .889	3-7 .429	0 10 10	7.5	2	3	2	1	0
11/20/20	vs Virginia	*	36	4-10 .400	1-5 .200	0-2 .000	0 4 4	6.8	5	6	6	0	1
11/25/22	Lindenwood	*	25	6-11 .545	1-3 .333	3-3 1.000	1 2 3	6.2	0	3	1	0	2
11/29/22	Syracuse	*	33	5-17 .294	5-15 .333	2-2 1.000	5 2 7	6.3	1	2	2	0	17
12/02/22	at Maryland	*	37	7-16 .438	0-5 .000	5-6 .833	4 3 7	6.4	2	3	2	1	1
12/06/22	vs. Texas	*	35	5-14 .357	1-4 .250	5-5 1.000	0 5 5	6.2	3	0	2	0	3
12/10/22	Penn St.	*	26	2-7 .286	0-3 .000	0-0 .000	0 2 2	5.8	1	0	3	1	0
12/17/22	Alabama A&M	*	34	5-12 .417	1-5 .200	7-10 .700	1 1 2	5.5	1	2	2	0	1
12/22/22	vs Missouri	*	37	6-13 .462	0-5 .000	10-12 .833	5 2 7	5.6	3	5	2	0	1
12/29/22	Bethune-Cookman	*	26	3-7 .429	2-4 .500	5-6 .833	1 2 3	5.4	0	3	3	0	4
01/04/23	at Northwestern	*	33	3-8 .375	2-4 .500	1-2 .500	1 4 5	5.4	5	7	3	0	0
01/07/23	Wisconsin	*	31	7-11 .636	1-2 .500	9-12 .750	0 8 8	5.5	4	3	2	1	1
01/10/23	at Nebraska	*	35	10-17 .588	2-7 .286	3-5 .600	4 7 11	5.9	2	4	0	0	4
01/13/23	Michigan St.	*	34	5-13 .385	1-5 .200	6-6 1.000	0 5 5	5.8	1	1	1	0	1
01/16/23	at Minnesota	*	27	2-12 .167	0-3 .000	7-8 .875	0 4 4	5.7	2	4	3	0	1
01/19/23	Indiana	*	37	8-18 .444	4-7 .571	6-10 .600	1 0 1	5.5	1	3	4	1	3
01/24/23	Ohio St.	*	36	4-10 .400	0-3 .000	9-9 1.000	3 4 7	5.6	1	3	1	0	1
01/28/23	at Wisconsin												
01/31/23	Nebraska												
02/04/23	at Iowa												
02/07/23	Minnesota												
02/11/23	Rutgers												
02/14/23	at Penn St.												
02/18/23	vs Indiana												
02/23/23	Northwestern												
02/26/23	at Ohio St.												
03/02/23	Michigan												
03/05/23	at Purdue												

CAREER HIGHS

PTS: 30
vs. Monmouth (11/14/22)

FG: 10
at Nebraska (1/10/23)

FG ATT: 18 (twice)
last vs. Indiana (1/19/23)

3-PT: 8
vs. UCLA (11/18/22)

3-PT ATT: 15
vs. Syracuse (11/29/22)

FT: 13
vs. Eastern Illinois (11/7/22)

FT ATT: 15
vs. Eastern Illinois (11/7/22)

REB: 12
vs. Tennessee (12/7/21)

AST: 7
at Northwestern (1/4/23)

STL: 4 (twice)
last at Nebraska (1/10/23)

BLK: 2 (twice)
last vs. Syracuse (11/29/22)

MIN: 42
vs. Tennessee (12/7/21)

SEASON HIGHS

PTS: 30
vs. Monmouth (11/14/22)

FG: 10
at Nebraska (1/10/23)

FG ATT: 18
vs. Indiana (1/19/23)

3-PT: 8
vs. UCLA (11/18/22)

3-PT ATT: 15
vs. Syracuse (11/29/22)

FT: 13
vs. Eastern Illinois (11/7/22)

FT ATT: 15
vs. Eastern Illinois (11/7/22)

REB: 11
at Nebraska (1/10/23)

AST: 7
at Northwestern (1/4/23)

STL: 4 (twice)
last at Nebraska (1/10/23)

BLK: 2
vs. Syracuse (11/29/22)

MIN: 38:22
vs. UCLA (11/20/22)

CAREER STATISTICS AT TEXAS TECH

	G	GS	MIN	AVG	FG	3FG	FT	3PM	3PA	PCT.	FTM	FTA	PCT.	OREB.	DREB.	REB.	AVG.	PF	FO	AST	AST/G	TO	BLK	STL	PTS	PPG
2019-20	29	21	681	23.5	94	200	.470	9	35	.257	87	105	.829	31	89	120	4.1	66	2	29	1.0	37	12	26	284	9.8
2020-21	28	13	746	26.6	120	268	.448	30	84	.357	90	119	.756	32	79	111	4.0	49	1	39	1.4	38	4	32	360	12.9
2021-22	26	20	649	25.0	90	198	.455	33	86	.384	58	74	.784	13	55	68	2.6	42	0	52	2.0	51	5	22	271	10.4
Total	83	54	2076	25.0	304	666	.456	72	205	.351	235	298	.789	76	223	299	3.6	157	3	120	1.4	126	21	80	915	11.0

CAREER STATISTICS AT ILLINOIS

2022-23	20	20	636	31.8	109	243	.449	35	106	.330	107	137	.781	32	79	111	5.6	34	2	63	3.2	45	9	27	360	18.0
---------	----	----	-----	------	-----	-----	------	----	-----	------	-----	-----	------	----	----	-----	-----	----	---	----	-----	----	---	----	-----	------

COMBINED CAREER STATISTICS

Total	103	74	2711	26.3	413	909	.454	107	311	.344	342	435	.786	108	302	410	4.0	191	5	183	1.8	171	30	107	1275	12.4
-------	-----	----	------	------	-----	-----	------	-----	-----	------	-----	-----	------	-----	-----	-----	-----	-----	---	-----	-----	-----	----	-----	------	------



22 PAXTON WARDEN

FRESHMAN // GUARD // 6-4 // 180
GLEN ELLYN, ILL. // GLENBARD WEST H.S.

2022-23

- In first season as Illini walkon
- Has appeared in 10 games
- Scored first career points on layup at Minnesota (1/16)

HIGH SCHOOL

- Played on one of the most dominant teams in state history, Glenbard West, which finished 37-1 and won the 2022 IHSA Class 4A championship for the school's first-ever state title
- Led all scorers with 21 points (8-10 FG) in the championship game, a 56-34 victory over Whitney Young
- Averaged 11.6 points and 3.7 rebounds during his senior season, shooting 55% from the field and 42% from 3-point range

PERSONAL

- Born June 1, 2004
- Enrolled in the Division of General Studies (undeclared)

GAME-BY-GAME STATISTICS

Date	Opponent	GS	MIN	FIELD GOALS		THREES		FREE THROWS		REBOUNDS			PF	A	TO	B	S	POINTS	
				FG	FG%	3FG	3%	FT	FT%	OFF	DEF	REB						PTS	PPG
11/07/22	Eastern Illinois	2	0-0	.000	0-0	.000	0-0	.000	0	0	0	0.0	0	0	0	0	0	0	0.0
11/11/22	Kansas City	3	0-1	.000	0-1	.000	0-0	.000	0	0	0	0.0	0	0	0	1	0	0	0.0
11/14/22	Monmouth	3	0-2	.000	0-2	.000	0-0	.000	0	0	0	0.0	0	0	2	0	0	0	0.0
11/18/22	vs UCLA	DNP																	
11/20/20	vs Virginia	DNP																	
11/25/22	Lindenwood	1	0-0	.000	0-0	.000	0-0	.000	0	0	0	0.0	0	0	0	0	0	0	0.0
11/29/22	Syracuse	1	0-0	.000	0-0	.000	0-0	.000	0	0	0	0.0	0	0	0	0	0	0	0.0
12/02/22	at Maryland	DNP																	
12/06/22	vs. Texas	DNP																	
12/10/22	Penn St.	DNP																	
12/17/22	Alabama A&M	1	0-0	.000	0-0	.000	0-0	.000	0	0	0	0.0	0	0	0	0	0	0	0.0
12/22/22	vs Missouri	DNP																	
12/29/22	Bethune-Cookman	1	0-0	.000	0-0	.000	0-0	.000	0	0	0	0.0	0	0	0	0	0	0	0.0
01/04/23	at Northwestern	0	0-0	.000	0-0	.000	0-0	.000	0	0	0	0.0	0	0	0	0	0	0	0.0
01/07/23	Wisconsin	DNP																	
01/10/23	at Nebraska	1	0-0	.000	0-0	.000	0-0	.000	0	0	0	0.0	0	0	0	0	0	0	0.0
01/13/23	Michigan St.	DNP																	
01/16/23	at Minnesota	2	1-1	1.000	0-0	.000	0-0	.000	0	0	0	0.0	0	0	0	0	2	0.2	
01/19/23	Indiana	DNP																	
01/24/23	Ohio St.	DNP																	
01/28/23	at Wisconsin																		
01/31/23	Nebraska																		
02/04/23	at Iowa																		
02/07/23	Minnesota																		
02/11/23	Rutgers																		
02/14/23	at Penn St.																		
02/18/23	vs Indiana																		
02/23/23	Northwestern																		
02/26/23	at Ohio St.																		
03/02/23	Michigan																		
03/05/23	at Purdue																		

CAREER/SEASON HIGHS

PTS: 2
at Minnesota (1/16/23)

FG: 1
at Minnesota (1/16/23)

FG ATT: 2
vs. Monmouth (11/14/22)

3-PT: 0

3-PT ATT: 2
vs. Monmouth (11/14/22)

FT: 0

FT ATT: 0

REB: 0

AST: 0

STL: 0

BLK: 0

MIN: 3:10
vs. Monmouth (11/14/22)

CAREER STATISTICS

	G	GS	MIN	AVG	FIELD GOALS			THREE-POINTERS			FREE THROWS			REBOUNDS			PF	FO	AST	AST/G	TO	BLK	STL	PTS	PPG
					FG	FGA	PCT	3PM	3PA	PCT	FTM	FTA	PCT	DREB.	REB.	AVG.									
2022-23	10	0	15	1.5	1	4	.250	0	3	.000	0	0	.000	0	0	0.0	0	0	0	0.0	2	1	0	2	0.2

2022-23 RESULTS

DATE	OPPONENT	SCORE	ATTENDANCE	HIGH POINTS	HIGH REBOUNDS
Nov. 7	Eastern Illinois	W, 87-57	14,543	24 – Shannon Jr.	12 – Hawkins
Nov. 11	Kansas City	W, 86-48	15,331	20 – Dainja	15 – Dainja
Nov. 14	Monmouth	W, 103 -65	13,772	30 – Shannon Jr.	8 – Shannon Jr.
Nov. 18	vs. #8 UCLA	W, 79-70	8,707	29 – Shannon Jr.	10 – Shannon Jr.
Nov. 20	vs. #16 Virginia	L, 61-70	7,678	14 – Epps	6 – Dainja
Nov. 25	Lindenwood	W, 92-59	12,552	19 – Clark	9 – Mayer
Nov. 29	Syracuse	W, 73-44	15,544	17 – Shannon Jr.	10 – Hawkins
Dec. 2	at #22 Maryland	L, 66-71	16,380	19 – Shannon Jr.	7 – Hawkins, Melendez & Shannon Jr.
Dec. 6	vs. #2 Texas	W, 85-78 (OT)	17,828	21 – Mayer	7 – Hawkins
Dec. 10	Penn State	L, 59-74	15,544	14 – Mayer	7 – Clark & Hawkins
Dec. 17	Alabama A&M	W, 68-47	13,813	21 – Mayer	8 – Harris
Dec. 22	vs. Missouri	L, 71-93	18,452	22 – Shannon Jr.	7 – Shannon Jr.
Dec. 29	Bethune-Cookman	W, 85-52	15,544	22 – Dainja	11 – Hawkins
Jan. 4	at Northwestern	L, 60-73	7,039	17 – Mayer	9 – Hawkins
Jan. 7	#14 Wisconsin	W, 79-69	15,544	24 – Shannon Jr.	8 – Shannon Jr.
Jan. 10	at Nebraska	W, 76-50	12,756	25 – Shannon Jr.	11 – Shannon Jr.
Jan. 13	Michigan State	W, 75-66	15,544	20 – Dainja	8 – Hawkins
Jan. 16	at Minnesota	W, 78-60	9,874	19 – Mayer	10 – Mayer
Jan. 19	Indiana	L, 65-80	15,544	26 – Shannon Jr.	8 – Dainja
Jan. 24	Ohio State	W, 69-60	15,544	17 – Shannon Jr.	9 – Hawkins
Jan. 28	at Wisconsin				
Jan. 31	Nebraska				
Feb. 4	at Iowa				
Feb. 7	Minnesota				
Feb. 11	Rutgers				
Feb. 14	at Penn State				
Feb. 18	at Indiana				
Feb. 23	Northwestern				
Feb. 26	at Ohio State				
March 2	Michigan				
March 5	at Purdue				
March 8-12	at Big Ten Tournament				

ATTENDANCE					
	Games	Totals	Average	High Game	Sellouts
HOME	12	178,819	14,902	15,544 (7)	7
AWAY	4	46,019	11,505	16,380	1
NEUTRAL	4	52,665	13,166	18,452	0
TOTAL	20	277,503	13,875	18,452	8

GAME-BY-GAME TEAM STATISTICS

	GAME	FGM-A/%	3PM-A/%	FTM-A/%	OR-DR—TOT	PF	A	TO	B	S	PTS (1st-2nd-OT)
Nov. 7	Illinois	30-64/.469	9-26/.346	18-33/.545	20-33-53	16	16	15	9	10	87 (46-41)
	Eastern Illinois	21-60/.350	3-15/.200	12-20/.600	10-20-30	25	9	18	2	12	57 (31-26)
Nov. 11	Illinois	30-64/.469	8-27/.296	18-26/.692	14-29-43	11	15	11	8	11	86 (39-47)
	Kansas City	20-64/.313	3-21/.143	5-7/.714	15-25-40	21	8	24	2	5	48 (23-25)
Nov. 14	Illinois	37-62/.597	14-33/.424	15-20/.750	11-24-35	23	21	18	4	11	103 (63-40)
	Monmouth	21-49/.429	6-16/.375	17-23/.739	5-16-21	21	11	24	0	6	65 (33-32)
Nov. 18	Illinois	27-51/.529	12-25/.480	13-19/.684	5-33-38	17	19	21	4	8	79 (28-51)
	vs. UCLA	27-72/.375	9-22/.409	7-14/.500	16-23-39	15	17	15	3	10	70 (37-33)
Nov. 20	Illinois	24-59/.407	9-26/.346	4-9/.444	11-23-34	22	11	13	4	5	61 (31-30)
	vs. Virginia	20-48/.417	5-17/.294	25-32/.781	9-28-37	14	10	12	2	8	70 (29-41)
Nov. 25	Illinois	36-62/.581	11-30/.367	9-11/.818	11-27-38	12	17	22	2	16	92 (49-43)
	Lindenwood	24-58/.414	5-18/.278	6-6/1.000	7-15-22	10	9	22	1	7	59 (25-34)
Nov. 29	Illinois	24-67/.358	11-39/.282	14-22/.636	17-29-46	15	21	7	6	7	73 (30-43)
	Syracuse	15-54/.278	5-17/.294	9-17/.529	12-30-42	22	11	17	5	3	44 (23-21)
Dec. 2	Illinois	27-61/.443	5-20/.250	7-8/.875	13-20-33	18	8	12	7	5	66 (34-22)
	at Maryland	24-54/.444	9-23/.391	14-18/.778	10-21-31	13	9	11	3	3	71 (41-30)
Dec. 6	Illinois	27-60/.450	10-23/.435	21-31/.677	10-32-42	20	11	17	12	7	85 (37-31-17)
	vs. Texas	29-69/.420	7-22/.318	13-19/.684	13-27-40	24	20	14	3	8	78 (34-34-10)
Dec. 10	Illinois	23-52/.442	7-23/.304	6-12/.500	7-25-32	11	11	12	4	4	59 (38-21)
	Penn State	27-54/.500	12-24/.500	8-10/.800	3-23-26	15	13	9	1	9	74 (47-27)
Dec. 17	Illinois	24-57/.421	7-27/.259	13-23/.565	16-30-46	16	9	18	6	7	68 (36-32)
	Alabama A&M	17-56/.304	3-17/.176	10-14/.714	11-22-33	23	2	18	6	7	47 (19-28)
Dec. 22	Illinois	25-62/.403	7-31/.226	14-19/.737	19-18-37	16	10	17	1	6	71 (27-44)
	vs. Missouri	35-59/.593	10-20/.500	13-18/.722	9-19-28	20	23	10	2	13	93 (51-42)
Dec. 29	Illinois	29-59/.492	8-28/.286	19-27/.704	9-30-39	16	17	15	10	10	85 (47-38)
	Bethune-Cookman	17-58/.293	3-13/.231	15-20/.750	12-24-36	21	6	21	3	12	52 (19-33)
Jan. 4	Illinois	23-58/.397	8-28/.286	6-10/.600	9-29-38	29	13	15	6	2	60 (27-33)
	at Northwestern	17-53/.321	7-18/.389	32-40/.800	9-26-35	17	11	8	3	11	73 (31-42)
Jan. 7	Illinois	25-53/.472	10-19/.526	19-26/.731	7-30-37	14	14	10	6	5	79 (30-49)
	Wisconsin	28-64/.438	8-29/.276	5-12/.417	10-24-34	21	12	9	2	6	69 (27-42)
Jan. 10	Illinois	28-61/.459	8-29/.276	12-18/.667	13-28-41	21	15	11	7	12	76 (34-42)
	at Nebraska	20-54/.370	4-14/.286	6-11/.545	9-24-33	17	8	17	2	3	50 (23-27)
Jan. 13	Illinois	27-60/.450	6-18/.333	15-18/.833	8-22-30	11	11	5	10	4	75 (33-42)
	Michigan State	28-65/.431	0-7/1.000	10-13/.769	15-27-42	18	4	9	2	2	66 (37-29)
Jan. 16	Illinois	32-64/.500	5-16/.313	9-14/.643	14-36-50	21	17	11	7	2	78 (35-43)
	at Minnesota	21-58/.362	3-13/.231	15-25/.600	8-21-29	14	13	5	2	5	60 (32-28)
Jan. 19	Illinois	24-62/.387	8-19/.421	9-23/.391	14-13-27	8	7	9	2	11	65 (33-32)
	Indiana	34-55/.618	3-9/.333	9-13/.692	9-30-39	19	13	17	6	4	80 (43-37)
Jan. 24	Illinois	24-59/.407	5-28/.179	16-18/.889	14-30-44	20	13	12	6	4	69 (34-35)
	Ohio State	22-60/.367	4-10/.400	12-20/.600	10-20-30	16	8	6	3	6	60 (26-34)
Jan. 28	Illinois										
	at Wisconsin										
Jan. 31	Illinois										
	Nebraska										
Feb. 4	Illinois										
	at Iowa										
Feb. 7	Illinois										
	Minnesota										
Feb. 11	Illinois										
	Rutgers										
Feb. 14	Illinois										
	at Penn State										
Feb. 18	Illinois										
	at Indiana										
Feb. 23	Illinois										
	Northwestern										
Feb. 26	Illinois										
	at Ohio State										
March 2	Illinois										
	Michigan										
March 5	Illinois										
	at Purdue										
March 8-12	Illinois										
	at Big Ten Tournament										

TEAM SUPERLATIVES

ILLINOIS

POINTS	HIGHS	LOWS
FIRST-HALF POINTS	103 vs. Monmouth (11/14/22)	59 vs. Penn State (12/10/22)
SECOND-HALF POINTS	63 vs. Monmouth (11/14/22)	27, twice; last at Northwestern (1/4/23)
OVERTIME POINTS	51 vs. UCLA (11/18/22)	21 vs. Penn State (12/10/22)
WINNING MARGIN	17 vs. Texas (12/6/22)	
FIELD GOALS	38, twice; last (103-65) vs. Monmouth (11/14/22)	7 (85-78) vs. Texas (12/6/22)
FIELD GOAL ATTEMPTS	37 vs. Monmouth (11/14/22)	23, twice; last at Northwestern (1/4/23)
FIELD GOAL PERCENTAGE	67 vs. Syracuse (11/29/22)	51 vs. UCLA (11/18/22)
3-POINT FIELD GOALS	.597 (37-62) vs. Monmouth (11/14/22)	.358 (24-67) vs. Syracuse (11/29/22)
3-POINT FIELD GOAL ATTEMPTS	14 vs. Monmouth (11/14/22)	5, three times; last vs. Ohio State (1/24/23)
3-POINT FIELD GOAL PERCENTAGE	39 vs. Syracuse (11/29/22)	16 at Minnesota (1/16/23)
FREE THROWS	.526 (10-19) vs. Wisconsin (1/7/23)	.179 (5-28) vs. Ohio State (1/24/23)
FREE THROW ATTEMPTS	21 vs. Texas (12/6/22)	4 vs. Virginia (11/20/22)
FREE THROW PERCENTAGE	33 vs. Eastern Illinois (11/7/22)	8 at Maryland (12/2/22)
REBOUNDS	.889 (16-18) vs. Ohio State (1/24/23)	.391 (9-23) vs. Indiana (1/19/23)
OFFENSIVE REBOUNDS	53 vs. Eastern Illinois (11/7/22)	27 vs. Indiana (1/19/23)
DEFENSIVE REBOUNDS	20 vs. Eastern Illinois (11/7/22)	5 vs. UCLA (11/18/22)
PERSONAL FOULS	36 at Minnesota (1/16/23)	13 vs. Indiana (1/19/23)
ASSISTS	29 at Northwestern (1/4/23)	9 vs. Indiana (1/19/23)
TURNOVERS	21, twice; last vs. Syracuse (11/29/22)	7 vs. Indiana (1/19/23)
STEALS	22 vs. Lindenwood (11/25/22)	5 vs. Michigan State (1/13/23)
BLOCKED SHOTS	16 vs. Lindenwood (11/25/22)	2, twice; last at Minnesota (1/16/23)
LARGEST LEAD	12 vs. Texas (12/6/22)	1 vs. Missouri (12/22/22)
LARGEST DEFICIT	44 (101-57) vs. Monmouth (11/14/22)	
LARGEST DEFICIT OVERCOME IN A WIN	35 (39-74) vs. Missouri (12/22/22)	
LARGEST LEAD RELINQUISHED IN A LOSS	15 (29-44) vs. UCLA (11/18/22)	
LARGEST HALFTIME LEAD	5, twice; last, (43-38) at Northwestern (1/4/23)	
LARGEST HALFTIME DEFICIT	30 (63-33) vs. Monmouth (11/14/22)	
LARGEST HALFTIME DEFICIT OVERCOME IN A WIN	24 (27-51) vs. Missouri (12/22/22)	
LARGEST HALFTIME LEAD RELINQUISHED IN A LOSS	9 (28-37) vs. UCLA (11/18/22)	
	2 (31-29) vs. Virginia (11/20/22)	

OPPONENTS

POINTS	HIGHS	LOWS
FIRST-HALF POINTS	93, Missouri (12/22/22)	44, Syracuse (11/29/22)
SECOND-HALF POINTS	51, Missouri (12/22/22)	19, twice; last, Bethune-Cookman (12/29/22)
OVERTIME POINTS	42, three times; last, Wisconsin (1/7/23)	21, Syracuse (11/29/22)
WINNING MARGIN	10, Texas (12/6/22)	
FIELD GOALS	22 (93-71), Missouri (12/22/22)	5 (71-66), Maryland (12/2/22)
FIELD GOAL ATTEMPTS	35, Missouri (12/22/22)	15, Syracuse (11/29/22)
FIELD GOAL PERCENTAGE	72, UCLA (11/18/22)	48, Virginia (11/20/22)
3-POINT FIELD GOALS	.618 (34-55), Indiana (1/19/23)	.278 (15-54), Syracuse (11/29/22)
3-POINT FIELD GOAL ATTEMPTS	12, Penn State (12/10/22)	0, Michigan State (1/13/23)
3-POINT FIELD GOAL PERCENTAGE	29, Wisconsin (1/7/23)	7, Michigan State (1/13/23)
FREE THROWS	.500, twice; last (10-20), Missouri (12/22/22)	.000 (0-7), Michigan State (1/13/23)
FREE THROW ATTEMPTS	32, Northwestern (1/4/23)	5, Wisconsin (1/7/23)
FREE THROW PERCENTAGE	40, Northwestern (1/4/23)	7, Kansas City (11/11/22)
REBOUNDS	1,000 (6-6), Lindenwood (11/25/22)	.500 (7-14), UCLA (11/18/22)
OFFENSIVE REBOUNDS	42, twice; last, Michigan State (1/13/23)	21, Monmouth (11/14/22)
DEFENSIVE REBOUNDS	16, UCLA (11/18/22)	3, Penn State (12/10/22)
PERSONAL FOULS	32, Syracuse (11/29/22)	15, Lindenwood (11/25/22)
ASSISTS	25, Eastern Illinois (11/7/22)	10, Lindenwood (11/25/22)
TURNOVERS	23, Missouri (12/22/22)	2, Alabama A&M (12/17/22)
STEALS	24, twice; last, Monmouth (11/14/22)	5, Minnesota (1/16/23)
BLOCKED SHOTS	13, Missouri (12/22/22)	2, Michigan State (1/13/23)
	6, twice; last, Indiana (1/19/23)	0, Monmouth (11/14/22)

INDIVIDUAL SUPERLATIVES

ILLINOIS HIGHS

POINTS	30, Terrence Shannon Jr. vs. Monmouth (11/14/22)
FIELD GOALS	10, Terrence Shannon Jr. at Nebraska (1/10/23)
FIELD GOAL ATTEMPTS	18, Terrence Shannon Jr. vs. Indiana (1/19/23)
FIELD GOAL PERCENTAGE (MIN. 6 ATT.)	1.000 (6-6), Dain Dainja vs. UCLA (11/18/22)
3-POINT FIELD GOALS	8, Terrence Shannon Jr. vs. UCLA (11/18/22)
3-POINT FIELD GOAL ATTEMPTS	15, Terrence Shannon Jr. vs. Syracuse (11/29/22)
3-POINT FIELD GOAL PERCENTAGE (MIN. 4 ATT.)	1.000 (5-5), Matthew Mayer vs. Texas (12/6/22)
FREE THROWS	13, Terrence Shannon Jr. vs. Eastern Illinois (11/7/22)
FREE THROW ATTEMPTS	15, Terrence Shannon Jr. vs. Eastern Illinois (11/7/22)
FREE THROW PERCENTAGE (MIN. 6 ATT.)	1.000 (9-9), Terrence Shannon Jr. vs. Ohio State (1/24/23)
	1.000 (6-6), Terrence Shannon Jr. vs. Michigan State (1/13/23)
REBOUNDS	15, Dain Dainja vs. Kansas City (11/11/22)
OFFENSIVE REBOUNDS	5, Coleman Hawkins vs. Eastern Illinois (11/7/22)
	5, Dain Dainja vs. Kansas City (11/11/22)
	5, Terrence Shannon Jr. vs. Syracuse (11/29/22)
	5, Terrence Shannon Jr. vs. Missouri (12/22/22)
DEFENSIVE REBOUNDS	10, Dain Dainja vs. Kansas City (11/11/22)
	10, Terrence Shannon Jr. vs. UCLA (11/18/22)
ASSISTS	10, Coleman Hawkins vs. Syracuse (11/29/22)
TURNOVERS	6, Terrence Shannon Jr. vs. Virginia (11/20/22)
	6, Coleman Hawkins vs. Lindenwood (11/25/22)
	6, Coleman Hawkins vs. Missouri (12/22/22)
STEALS	4, Dain Dainja vs. Bethune-Cookman (12/29/22)
	4, Terrence Shannon Jr. vs. Bethune-Cookman (12/29/22)
	4, Terrence Shannon Jr. Terrence Shannon Jr. at Nebraska (1/10/23)
BLOCKED SHOTS	6, Matthew Mayer vs. Michigan State (1/13/23)
MINUTES	42:06, Terrence Shannon Jr. vs. Texas (12/6/22)

OPPONENT HIGHS

POINTS	35, Trayce Jackson-Davis, Indiana (1/19/23)
FIELD GOALS	15, Trayce Jackson-Davis, Indiana (1/19/23)
FIELD GOAL ATTEMPTS	23, Tyger Campbell, UCLA (11/18/22)
FIELD GOAL PERCENTAGE (MIN. 6 ATT.)789 (15-19), Trayce Jackson-Davis, Indiana (1/19/23)
3-POINT FIELD GOALS	6, Andrew Funk, Penn State (12/10/22)
3-POINT FIELD GOAL ATTEMPTS	9, Tyger Campbell, UCLA (11/18/22)
.	9, Jahmir Young, Maryland (12/2/22)
.	9, Myles Dread & Andrew Funk, Penn State (12/10/22)
.	9, D'Moi Hodge, Missouri (12/22/22)
3-POINT FIELD GOAL PERCENTAGE (MIN. 4 ATT.)833 (5-6), Hakim Hart, Maryland (12/2/22)
FREE THROWS	11, Boo Buie, Northwestern (1/4/23)
FREE THROW ATTEMPTS	12, Boo Buie, Boo Buie, Northwestern (1/4/23)
FREE THROW PERCENTAGE (MIN. 6 ATT.)	1.000 (8-8), Kobe Brown, Missouri (12/22/22)
.	1.000 (6-6), Seth Lundy, Penn State (12/10/22)
REBOUNDS	17, Jesse Edwards, Syracuse (11/29/22)
OFFENSIVE REBOUNDS	5, Jaime Jaquez Jr., UCLA (11/18/22)
DEFENSIVE REBOUNDS	13, Jesse Edwards, Syracuse (11/29/22)
ASSISTS	8, Timmy Allen, Texas (12/6/22)
.	8, Kobe Brown, Missouri (12/22/22)
TURNOVERS	6, Myles Ruth, Monmouth (11/14/22)
STEALS	5, Damani McEntire, Bethune-Cookman (12/29/22)
BLOCKED SHOTS	6, Olisa Blaise Akonobi, Alabama A&M (12/17/22)
MINUTES	39:34, Timmy Allen, Texas (12/6/22)

ILLINOIS'

TOP INDIVIDUAL GAMES

POINTS

1. 30 ..Terrence Shannon Jr. vs. Monmouth (11/14/22)
2. 29 Terrence Shannon Jr. vs. UCLA (11/18/22)
3. 36 Terrence Shannon Jr. vs. Indiana (1/19/23)
4. 25 Terrence Shannon Jr. at Nebraska (1/10/23)
5. 24 ..Terrence Shannon Jr. vs. Eastern Illinois (11/7/22)
- 24Terrence Shannon Jr. vs. Wisconsin (1/7/23)

REBOUNDS

1. 15 Dain Dainja vs. Kansas City (11/11/22)
2. 12 .. Coleman Hawkins vs. Eastern Illinois (11/7/22)
3. 11 .. Coleman Hawkins vs. Bethune-Cookman (12/29/22)
4. 11 Terrence Shannon Jr. at Nebraska (1/10/23)
5. 10 Dain Dainja vs. Eastern Illinois (11/7/22)
- 10 Terrence Shannon Jr. vs. UCLA (11/18/22)
- 10 Coleman Hawkins vs. Syracuse (11/29/22)
- 10 Matthew Mayer at Minnesota (1/16/23)

ASSISTS

1. 10 Coleman Hawkins vs. Syracuse (11/29/22)
2. 7 Coleman Hawkins vs. UCLA (11/18/22)
- 7 ... Terrence Shannon Jr. at Northwestern (1/4/23)
4. 6 Skyy Clark vs. Monmouth (11/14/22)
- 6 Terrence Shannon Jr. vs. Virginia (11/20/22)
- 6 Coleman Hawkins vs. Penn State (12/10/22)
- 6 Coleman Hawkins vs. Ohio State (1/24/23)

STEALS

1. 4 . . . Dain Dainja vs. Bethune-Cookman (12/29/22)
- 4 . . . Terrence Shannon Jr. vs. Bethune-Cookman (12/29/22)
- 4 Terrence Shannon Jr. at Nebraska (1/10/23)
4. 3 Sencire Harris vs. Eastern Illinois (11/7/22)
- 3 Jayden Epps vs. Lindenwood (11/25/22)
- 3 Dain Dainja vs. Lindenwood (11/25/22)
- 3 RJ Melendez at Maryland (12/2/22)
- 3 Terrence Shannon Jr. vs. Texas (12/6/22)
- 3 Sencire Harris vs. Wisconsin (1/7/23)
- 3 Sencire Harris at Nebraska (1/10/23)
- 3 Dain Dainja vs. Indiana (1/19/23)
- 3 Terrence Shannon Jr. vs. Indiana (1/19/23)

BLOCKED SHOTS

1. 6 Matthew Mayer vs. Michigan State (1/13/23)
2. 5 Dain Dainja vs. Kansas City (11/11/22)
3. 4 Coleman Hawkins at Maryland (12/2/22)
4. 4 ... Dain Dainja vs. Bethune-Cookman (12/29/22)
5. 3 RJ Melendez vs. Eastern Illinois (11/7/22)
- 3 Coleman Hawkins vs. Virginia (11/20/22)
- 3 Matthew Mayer vs. Texas (12/6/22)
- 3 Coleman Hawkins vs. Texas (12/6/22)
- 3 ... Matthew Mayer vs. Alabama A&M (12/17/22)
- 3 Matthew Mayer at Northwestern (1/4/23)
- 3 Dain Dainja at Northwestern (1/4/23)
- 3 Dain Dainja vs. Wisconsin (1/7/23)
- 3 Dain Dainja at Nebraska (1/10/23)
- 3 Coleman Hawkins vs. Ohio State (1/24/23)

MINUTES

1. 42:06 Coleman Hawkins vs. Texas (12/6/22)
2. 38:49 . . . Coleman Hawkins at Maryland (12/2/22)
3. 38:22 . . . Terrence Shannon Jr. vs. UCLA (11/18/22)
38:13 Coleman Hawkins vs. Indiana (1/19/23)
5. 37:26 . . . Terrence Shannon Jr. vs. Missouri (12/22/22)
37:17 . . . Terrence Shannon Jr. at Maryland (12/2/22)
36:52 . . . Terrence Shannon Jr. vs. Indiana (1/19/23)
36:34 . . . Coleman Hawkins vs. Ohio State (1/24/23)

SPECIALTY STATISTICS

	OPPONENT	Pts off TO (ILL-Opp.)	Pts in Paint (ILL-Opp.)	2nd Chance Pts (ILL-Opp.)	Fast Break Pts (ILL-Opp.)	Bench Pts (ILL-Opp.)	Largest Lead	Largest Deficit	Lead Changes	Ties
Nov. 7	Eastern Illinois	16-11	38-26	21-4	5-7	29-18	35 (80-45)	2 (0-2)	1	1
Nov. 11	Kansas City	28-8	42-26	18-14	10-4	43-7	38 (86-48)	4 (5-9)	2	3
Nov. 14	Monmouth	30-15	40-28	9-6	18-8	48-29	38 (101-57)	—	0	0
Nov. 18	vs. UCLA	17-18	24-22	9-17	13-12	21-14	12 (79-67)	15 (29-44)	8	4
Nov. 20	vs. Virginia	9-19	28-28	11-10	3-12	22-13	3 (26-23)	11 (58-69)	10	9
Nov. 25	Lindenwood	26-21	48-34	15-8	18-2	32-29	35 (62-27)	2 (3-5)	5	1
Nov. 29	Syracuse	18-5	26-18	4-8	5-5	19-10	29 (73-44)	3 (0-3)	4	2
Dec. 2	at Maryland	16-18	44-28	17-7	12-10	10-8	3 (14-11)	12 (16-28)	2	3
Dec. 6	vs. Texas	15-17	28-38	10-10	12-10	25-33	7 (77-70)	10 (46-56)	8	8
Dec. 10	Penn State	12-14	28-26	10-5	4-3	19-3	5 (19-14)	19 (47-66)	8	6
Dec. 17	Alabama A&M	15-16	28-16	14-12	6-6	7-14	21 (68-47)	3 (0-3)	1	1
Dec. 22	vs. Missouri	10-33	36-42	11-13	13-18	29-20	2 (12-10)	35 (39-74)	2	2
Dec. 29	Bethune-Cookman	27-16	42-22	10-6	19-11	20-26	36 (77-41)	—	0	0
Jan. 4	at Northwestern	4-22	22-14	7-3	6-11	15-12	5 (43-38)	15 (45-60)	4	3
Jan. 7	Wisconsin	9-15	26-38	4-10	7-5	21-7	15 (64-49)	5 (19-24)	3	2
Jan. 10	at Nebraska	16-9	30-32	17-10	12-2	25-20	26 (76-50)	2 (5-7)	3	1
Jan. 13	Michigan State	8-4	38-44	8-16	6-2	10-10	9 (75-66)	9 (41-50)	4	8
Jan. 16	at Minnesota	6-9	54-28	14-11	7-3	27-13	25 (72-47)	3 (4-7)	5	2
Jan. 19	Indiana	18-5	32-54	13-16	11-4	13-5	4 (4-0)	21 (41-62)	1	1
Jan. 24	Ohio State	11-16	38-32	13-7	16-1	9-18	17 (48-31)	4 (59)	2	1
Jan. 28	at Wisconsin									
Jan. 31	Nebraska									
Feb. 4	at Iowa									
Feb. 7	Minnesota									
Feb. 11	Rutgers									
Feb. 14	at Penn State									
Feb. 18	at Indiana									
Feb. 23	Northwestern									
Feb. 26	at Ohio State									
March 2	Michigan									
March 5	at Purdue									
March 8-12	at Big Ten Tournament									
Totals		311-291	692-594	235-193	203-136	444-299				
Average		15.6-14.6	34.6-29.7	11.8-9.7	10.2-6.8	22.2-15.0				
Margin		+1.0	+4.9	+2.1	+3.4	+7.2				

GAME 1

#23/23 ILLINOIS 87, EASTERN ILLINOIS 57

NOV. 7, 2022 // STATE FARM CENTER // CHAMPAIGN, ILL.



Official Basketball Box Score - Final
Eastern Illinois at Illinois
11/07/22 State Farm Center, Champaign, Ill.
2022-23 Men's Basketball

Game Time: 8:00 PM
Game Duration: 2:07
Attendance: 14,543

Officials: Rob Riley, Sr., John Floyd, Brian Shore

Eastern Illinois - 57

Record: 0-1

NO.	Name		Min	FG	3P	FT	Reb	Or	D	Tr	F	P	FO	TP	AS	TO	ST	Blocks	BS	BA	+
2	Paul Bizimana	F	24:07	2-4	0-1	2-2	0	1	1	2	1	6	0	2	0	0	1	0	1	-17	
34	Jermaine Hamlin	C	16:44	2-3	0-0	2-4	0	1	1	4	3	6	0	3	1	1	0	-12			
4	Yaakema Rose	G	25:06	4-9	0-2	2-3	0	4	4	4	2	10	0	0	3	1	0	-17			
10	Kinyon Hodges	G	33:02	5-12	1-3	3-6	2	3	5	1	4	14	2	0	1	0	1	-20			
25	Dan Luers		14:39	1-4	1-2	0-0	0	4	4	1	1	3	1	2	2	0	2	-11			
5	Sincere Malone		13:02	1-7	0-1	1-1	2	3	5	4	1	3	1	1	2	0	3	-12			
13	Kyle Carlesimo		18:40	2-6	1-2	0-0	0	1	1	1	1	5	2	3	1	0	0	-10			
24	Kyle Thomas		07:47	0-3	0-0	0-0	1	1	2	2	0	0	0	0	0	0	1	-2			
20	Caleb Donaldson		17:37	1-4	0-1	0-0	0	1	1	2	0	2	0	1	0	0	1	-17			
3	Cameron Haffner		09:02	1-3	0-1	0-0	0	0	0	0	0	2	0	2	0	0	0	-12			
23	Rodolfo Rufino Bolis		12:42	2-3	0-0	0-1	1	0	1	3	1	4	2	1	2	0	0	-13			
1	CJ Lane		04:45	0-2	0-2	2-2	1	0	1	0	1	2	1	1	0	0	0	-5			
11	Nick Ellington		02:47	0-0	0-0	0-1	0	1	1	1	1	0	0	0	0	0	0	-2			
Team							3	0	3			0	2								
Totals				21-60	3-15	12-20	10	20	30	25	16	57	9	18	12	2	9	-30			

Technical Fouls: NONE

Shooting By Period		
1st FG%	12-29	41.4%
3PT%	1-5	20.0%
FT%	6-11	54.5%
2nd FG%	9-31	29.0%
3PT%	2-10	20.0%
FT%	6-9	66.7%
GM FG%	21-60	35.0%
3PT%	3-15	20.0%
FT%	12-20	60.0%

Dead Ball Rebounds: 3, 2

Game 1 Recap – #23 Illinois 87, Eastern Illinois 57

Illinois dominated in its regular-season opener, posting a 30-point victory over Eastern Illinois at State Farm Center.

Coleman Hawkins registered the second double-double of his career, notching a career-high 23 points and tying a career-best mark in rebounds with 12.

Terrence Shannon Jr. tied his career-best with 24 points, to lead all scorers, and recorded 14 second-half points.

Dain Dainja recorded his first-career double-double, coming off the bench to score 17 points and grab 10 rebounds on 8-of-9 shooting.

The Illini lead climbed as high as 35 points in the second half, while 12 different players picked up minutes in the final 20 minutes.

The Illinois defense made nine blocks, grabbed 10 steals, and forced 18 turnovers, while Eastern Illinois shot 35% from the field.

The Illini outscored the visiting Panthers, 41-26, in the second half while shooting 48.4% during the last 20 minutes of play.

Illinois also dominated in the paint, outrebounding Eastern Illinois, 53-30, and winning the offensive rebound battle, 20-10. The Illini also recorded 21 second-chance points while allowing four.

Illinois - 87

Record: 1-0

NO.	Name		Min	FG	3P	FT	Reb	DR	TD	Fouls	TP	AS	TO	ST	Blocks	BS	BA	+
24	Matthew Mayer	F	15:30	3-9	1-3	0-0	2	2	4	1	1	7	1	2	1	0	0	5
33	Coleman Hawkins	F	24:21	8-14	5-8	2-4	5	7	12	1	3	23	3	0	2	1	0	25
0	Terrence Shannon, Jr.	G	26:26	5-8	1-3	13-15	3	5	8	0	9	24	2	3	1	1	0	27
15	RJ Melendez	G	20:04	0-5	0-5	1-2	1	1	2	1	2	1	0	2	2	3	0	8
55	Skyy Clark	G	23:09	1-3	1-3	0-0	1	4	5	3	2	3	1	5	1	0	0	17
20	Ty Rodgers		22:42	0-1	0-0	1-6	2	6	8	2	3	1	5	2	0	0	1	19
3	Jayden Epps		24:09	1-4	0-2	0-0	0	1	1	3	0	2	3	1	0	0	0	13
42	Dain Dainja		15:30	8-9	0-0	1-4	4	6	10	2	4	17	0	0	0	2	0	15
1	Sencire Harris		15:17	4-9	1-2	0-2	2	1	3	2	1	9	1	0	3	1	1	21
2	Connor Serven		08:51	0-0	0-0	0-0	0	0	0	0	0	0	0	0	0	0	0	-2
12	Brandon Lieb		02:25	0-2	0-0	0-0	0	0	0	1	0	0	0	0	0	1	0	5
22	Paxton Warden		01:36	0-0	0-0	0-0	0	0	0	0	0	0	0	0	0	0	0	3
Team							0	0	0	0		0						
Totals				30-64	9-26	18-33	20	33	53	16	25	87	16	15	10	9	2	30

Technical Fouls: NONE

Shooting By Period		
1st FG%	15-33	45.5%
3PT%	7-15	46.7%
FT%	9-16	56.3%
2nd FG%	15-31	48.4%
3PT%	2-11	18.2%
FT%	9-17	52.9%
GM FG%	30-64	46.9%
3PT%	9-26	34.6%
FT%	18-33	54.5%

Dead Ball Rebounds: 7, 1

	EIU	ILL
Biggest lead	2 (1st 19:34)	35 (2nd 6:22)
Best Scoring Run	8 (2nd 2:45)	9 (2nd 7:20)
Lead Changes	1	
Times Tied	1	
Time with Lead	00:18	38:40

Points from	EIU	ILL
Turnovers	11	16
Paint	26	38
Second Chance	4	21
Fast Breaks	7	5
Bench	18	29

Period by Period Scoring	1st	2nd	TOT
EIU	31	26	57
ILL	46	41	87

GAME 2

#23/23 ILLINOIS 86, KANSAS CITY 48

NOV. 11, 2022 // STATE FARM CENTER // CHAMPAIGN, ILL.



Official Basketball Box Score - Final
Kansas City at Illinois
11/11/22 State Farm Center, Champaign, Ill.
2022-23 Men's Basketball

Game Time: 8:00 PM
Game Duration: 2:01
Attendance: 15,331

Officials: Lewis Garrison, Keith Lewis, Chad Barlow

Kansas City - 48

Record: 0-3

NO.	Name	Min	FG	3P	FT	Reb	On	Dr	Fouls	TP	AS	TO	ST	Blocks	BS	BA	
10	Precious Idiaru	F 19:12	0-3	0-3	0-0	0	3	3	2	0	3	1	0	0	0	-13	
23	Allen David Mukeba	F 21:38	3-4	2-2	0-0	1	4	5	5	1	8	0	4	1	1	-13	
32	Jeff Ngandu	F 30:34	4-7	0-0	0-0	4	6	10	1	1	8	1	2	0	1	-29	
5	Shemarri Allen	G 34:38	9-19	0-2	2-3	2	6	8	3	4	20	1	5	3	0	-26	
21	RayQuavndis Mitchell	G 33:20	1-14	0-7	3-4	0	3	3	2	3	5	1	3	0	0	-27	
12	Promise Idiaru	12:02	0-3	0-3	0-0	1	1	2	4	0	0	0	1	0	0	0	
25	Tyler Andrews	07:14	0-1	0-0	0-0	0	0	0	1	0	0	0	3	0	0	-19	
33	Jevin Sullivan	10:47	2-4	0-0	0-0	1	0	1	0	0	4	0	1	0	0	-22	
1	Sam Martin	13:56	0-3	0-2	0-0	2	0	2	2	1	0	1	2	0	0	-18	
4	Emmanuel Dimou	09:59	1-4	1-2	0-0	0	1	1	0	0	3	1	0	1	0	-12	
2	Babacar Diallo	06:40	0-2	0-0	0-0	1	0	1	1	1	0	0	1	0	0	-11	
Team						3 1 4						0	1				
Totals						20-64	3-21	5-7	15 25	40	21 11	48	8	24	5	2	8 -38

Technical Fouls: Sullivan 2nd 11:57

Shooting By Period		
1st FG%	9-32	28.1%
3PT%	0-7	0.0%
FT%	5-7	71.4%
2nd FG%	11-32	34.4%
3PT%	3-14	21.4%
FT%	0-0	0%
GM FG%	20-64	31.3%
3PT%	3-21	14.3%
FT%	5-7	71.4%

Dead Ball Rebounds: 2, 0

Game 2 Recap – #23 Illinois 86, Kansas City 48

Dain Dainja exploded for 20 points, 15 rebounds, and five blocks as the Illini overcame a slow start at home to roll past Kansas City.

Dainja recorded his second straight double-double, shooting 9-of-11 and notching career highs in points, rebounds, and blocks in 23 minutes off the bench.

Jayden Epps and **Skyy Clark** tallied double figures for the first time, scoring 13 and 10, respectively, while **Terrence Shannon Jr.** finished with 14.

The Illini forced 23 turnovers, recording 11 steals and eight blocks in the win. Illinois scored 28 points off those turnovers, while the Illini bench registered 43 points.

Illinois used a 21-4 run over a six-minute stretch to push its lead to double digits with less than seven minutes to play in the first half.

The Illini headed into the locker room with a 39-23 lead at the break. The Illini forced 10 turnovers, recorded six blocks, and made five steals in the opening 20 minutes of action, and it held Kansas City without a 3-pointer in the first period of play.

After Illinois went on short runs to keep its lead around the 20-point mark, a 9-0 run, highlighted by an emphatic **Coleman Hawkins** dunk and a **Dainja** block to get the crowd on its feet, pushed the Illini advantage to 27 with 12 minutes to play.

The Illini found **Dainja** in the paint often in the second half, with the big man scoring six points during an 8-0 run to give the hosts a 73-42 lead with under six to go.

Closing the game on a 13-4 run, the Illini took home a 38-point victory.

Illinois - 86

Record: 2-0

NO. Name		Min	FG	3P	FT	Rebounds	Fouls	TP	AS	TO	ST	Blocks	BS	BA	+
						off tot	pts								
24	Matthew Mayer	F 12:50	2-5	1-4	0-0	0 2 2	3 1	5	0	1	1	1	0	9	
33	Coleman Hawkins	F 26:58	3-7	0-3	0-0	2 1 3	1 0	6	2	1	2	1	0	-19	
0	Terrence Shannon Jr.	G 26:35	4-12	1-5	5-7	1 3 4	0 4	14	5	1	1	0	1	17	
15	RJ Melendez	G 21:12	2-7	1-3	3-3	2 1 3	2 2	8	2	0	2	0	0	16	
55	Skyy Clark	G 23:48	2-3	1-2	5-5	0 5 5	2 6	10	2	0	2	0	0	24	
20	Ty Rodgers	21:23	2-4	0-0	0-0	0 1 1	1 0	4	1	1	0	0	0	7	
42	Dain Dainja	23:19	9-11	0-0	2-5	10 15	1 5	20	0	3	1	5	1	27	
3	Jayden Epps	23:42	4-9	2-5	3-4	0 3 3	0 2	13	3	0	1	0	0	35	
1	Sencire Harris	11:40	2-5	2-4	0-2	0 1 1	1 1	6	0	3	0	0	0	22	
2	Connor Serven	02:04	0-0	0-0	0-0	0 1 1	0 0	0	0	1	1	0	0	0	
12	Brandon Lieb	04:08	0-0	0-0	0-0	1 0 1	0 0	0	0	0	0	0	0	8	
22	Paxton Warden	02:21	0-1	0-1	0-0	0 0 0	0 0	0	0	0	0	1	0	6	
Team						3 1 4		0	0						
Totals			30-64	8-27	18-26	14 29 43	11 21	86	15	11	11	8	2	38	

Technical Fouls: NONE

Shooting By Period		
1st FG%	12-34	35.3%
3PT%	4-20	20.0%
FT%	11-14	78.6%
2nd FG%	18-30	60.0%
3PT%	4-7	57.1%
FT%	7-12	58.3%
GM FG%	30-64	46.9%
3PT%	8-27	29.6%
FT%	18-26	69.2%

Dead Ball Rebounds: 3, 0

	MKC	ILL
Biggest lead	4 (1st 14:24)	38 (2nd 0:40)
Best Scoring Run	5 (1st 16:13)	10 (1st 6:46)
Lead Changes	2	
Times Tied	3	
Time with Lead	04:32	32:14

Points from	MKC	ILL
Turnovers	8	28
Paint	26	42
Second Chance	14	18
Fast Breaks	4	10
Bench	7	43

Period by Period Scoring	1st	2nd	TOT
MKC	23	25	48
ILL	39	47	86

GAME 3

#19/20 ILLINOIS 103, MONMOUTH 65

NOV. 14, 2022 // STATE FARM CENTER // CHAMPAIGN, ILL.



Official Basketball Box Score - Final
Monmouth at Illinois
11/14/22 State Farm Center, Champaign, IL
2022-23 Men's Basketball

Game Time: 8:00 PM
Game Duration: 2:02
Attendance: 13,772

Officials: Paul Szek, Larry Sciroto, Deldre Carr

Monmouth - 65			Record: 0-3													
NO.		Min	FG	3P	FT	Rebounds	Fouls	TP	AS	TO	ST	Blocks	BS	BA	+/-	
			M-A	M-A	M-A	OR	DR	3T								
5	Myles Foster	F 28:30	4-11	0-0	1-1	0	3	3	5	5	9	1	5	2	0	-36
35	Klemen Vuga	F 25:25	1-3	0-0	2-2	0	5	5	3	2	4	0	3	0	0	-35
13	Jack Collins	G 27:29	5-8	1-4	1-2	1	1	2	3	3	12	3	2	2	0	-29
14	Jack Holmstrom	G 21:37	1-6	1-5	2-2	0	1	1	1	1	5	1	0	0	0	-11
24	Myles Ruth	G 24:13	1-5	0-0	4-4	0	1	1	2	5	6	5	6	2	0	-26
33	Amaan Sandhu	16:25	1-1	0-0	2-2	1	1	2	5	1	4	0	4	0	0	-12
3	Jakari Spence	15:47	2-2	1-1	3-4	0	0	0	0	2	8	1	2	0	0	-12
20	Tahron Allen	13:11	2-4	0-1	0-2	1	1	2	1	2	4	0	0	0	0	-18
1	Jayden Doyle	04:29	0-1	0-0	0-0	0	0	0	1	0	0	0	0	0	0	-3
4	Andrew Ball	22:54	4-8	3-4	2-4	0	2	2	0	2	13	0	0	0	0	-18
Team						2	1	3			0		2			
Totals			21:49	6-16	17-23	5	16	21	21	65	11	24	6	0	4	-38

Shooting By Period		
1st FG%	10-24	41.7%
3PT%	4-9	44.4%
FT%	9-11	81.8%
2nd FG%	11-25	44.0%
3PT%	2-7	28.6%
FT%	8-12	66.7%
GM FG%	21-49	42.9%
3PT%	6-16	37.5%
FT%	17-23	73.9%

Dead Ball Rebounds: 4, 1

Illinois - 103			Record: 3-0												
NO.	Name	Min	FG M-A	3P M-A	FT M-A	Rebounds OR DR TOT	Fouls PF FO	TP	AS	TO	ST	Blocks BS BA	+/-		
24	Matthew Mayer	F 19:44	1-5	1-5	0-0	0 3 3	2 1	3	2	0	1	0	25		
33	Coleman Hawkins	F 17:12	1-5	0-1	4-4	3 2 5	2 3	6	3	5	2	0	14		
0	Terrence Shannon Jr.	G 23:21	9-14	4-9	8-10	2 6 8	0 10	30	4	2	1	1	0 36		
15	RJ Melendez	G 14:19	4-7	1-3	0-0	1 4 5	3 1	9	2	2	2	0	13		
55	Sky Clark	G 20:35	2-2	1-1	2-2	0 1 1	3 1	7	6	2	0	0	31		
42	Dain Daijia	18:39	7-9	0-0	1-2	1 3 4	2 3	15	1	2	2	2	0 26		
3	Jayden Epps	23:25	8-12	5-9	0-0	0 0 0	1 0	21	1	0	1	0	16		
20	Ty Rodgers	28:08	2-2	0-0	0-0	3 2 5	3 0	4	2	0	1	0	25		
1	Sencire Harris	19:50	2-3	2-3	0-0	0 0 0	1 0	6	0	1	1	0	11		
12	Brandon Lieb	07:43	1-1	0-0	0-2	0 2 2	5 2	2	0	2	0	1	0 4		
2	Connor Serven	03:54	0-0	0-0	0-0	1 1 2	1 0	0	0	0	0	0	0 -5		
22	Paxton Warden	03:10	0-2	0-2	0-0	0 0 0	0 0	0	0	2	0	0	0 -6		
Team						0 0 0		0							
Totals			37-52	14-33	15-20	11 24 35	23 21	103	21	18 11	4	0	38		
Technical Fouls: NONE															

Shooting By Period		
1st FG%	23-30	76.7%
3PT%	9-15	60.0%
FT%	8-9	88.9%
2nd FG%	14-32	43.8%
3PT%	5-18	27.8%
FT%	7-11	63.6%
GM FG%	37-62	59.7%
3PT%	14-33	42.4%
FT%	15-20	75.0%

Dead Ball Rebounds: 2, 1

Points from		MON	ILL
Turnovers		15	30
Paint		28	40
Second Chance		6	9
Fast Breaks		8	18
Bench		29	48

Period by Period Scoring		1st	2nd	TOT
MON		33	32	65
ILL		63	40	103

Biggest lead 0 (1st 20:00) 44 (2nd 3:54)

Best Scoring Run 6 (2nd 0:48) 12 (1st 10:58)

Lead Changes 0

Times Tied 0

Time with Lead 00:00 39:47

Game 3 Recap – #19 Illinois 103, Monmouth 65

Illinois dominated from start to finish in a 103-65 victory over Monmouth at State Farm Center in a career-best night for multiple Illini guards.

Terrence Shannon Jr. recorded a game-high and career-best 30 points, while **Jayden Epps** registered a career-high 21 points, in their third regular-season contest with the Illini.

Illinois led by as many as 44 in the victory. After **Shannon** opened the scoring with a 3-pointer 13 seconds into the game, the Illini never looked back.

Dain Dainja notched 15 points off the bench, his third straight game in double figures.

The Illini forced 24 turnovers and made 11 steals in the 38-point victory.

Illinois jumped out to an 8-0 lead less than one minute into the contest, with **Shannon**, **RJ Melendez**, and **Sky Clark** all getting involved early. The Illini made their first five field-goal attempts, a run that including four three-pointers, to open up a 14-6 advantage.

Dainja came off the bench and immediately made an impact, scoring eight points, while **Shannon** continued his hot start to fuel a 31-5 run over a six-and-a-half-minute stretch and open a 31-point lead.

Melendez came out of the break with confidence, notching seven of Illinois' first 12 points as the host's lead climbed to 36 with less than 15 minutes to play.

A 6-0 Illini run over a 63-second stretch, capped off by a **Coleman Hawkins** steal and emphatic dunk, extended their advantage 81-42, midway through the final half.

Illinois later used a 7-0 stretch, while **Shannon** registered four points on that run to finish with 30 on the night.

GAME 4

#19/20 ILLINOIS 79, #8/7 UCLA 70

NOV. 18, 2022 // T-MOBILE ARENA // LAS VEGAS, NEV.



Official Basketball Box Score - Final
Illinois at UCLA
11/18/22 T-Mobile Arena, Las Vegas
2022-23 Men's Basketball

Game Time: 6:30 PM
Game Duration: 2:07
Attendance: 8,707

Officials: Tony Padilla, Keith Kimble, Courtney Green

Illinois - 79		Record: 4-0												
NO.	Name	Min	FG M-A	3P M-A	FT M-A	Rebounds OR DR TOT	Fouls PF F	TP	AS	TO	ST	Blocks BS BA	+/-	
24	Matthew Mayer	F 22:45	3-8	2-6	3-4	1 3 4	2 2	11	5	1	0	0	16	
33	Coleman Hawkins	F 34:56	2-3	0-0	1-2	1 4 5	2 2	5	7	5	2	2	0	3
0	Terrence Shannon Jr.	G 38:22	9-13	8-9	3-7	0 10 10	2 5	29	3	2	0	1	1	6
15	RJ Melendez	G 17:57	1-4	1-3	0-0	1 0 1	0 0	3	0	3	0	1	1	0
55	Sky Clark	G 28:19	3-7	1-4	3-3	0 5 5	4 2	10	1	4	1	0	0	9
3	Jayden Epps	22:52	1-6	0-3	2-2	0 4 4	1 1	4	2	1	0	0	0	-5
20	Ty Rodgers	07:03	0-1	0-0	0-0	0 1 1	2 0	0	0	1	1	0	0	-4
42	Dain Dainja	18:13	6-6	0-0	1-1	0 3 3	3 2	13	0	4	1	0	0	4
1	Sencire Harris	09:33	2-3	0-0	0-0	0 0 0	1 1	4	1	0	2	0	1	16
Team						2 3 5		0	0					
Totals		27:51	12-25	13-19	5 33	38 17 15	79 19	21	8	4	3	9		
Technical Fouls: NONE														

Shooting By Period		
1st FG%	10-21	47.6%
3PT%	5-12	41.7%
FT%	3-8	37.5%
2nd FG%	17-30	56.7%
3PT%	7-13	53.8%
FT%	10-11	90.9%
GM FG%	27-51	52.9%
3PT%	12-25	48.0%
FT%	13-19	68.4%

Dead Ball Rebounds: 2, 0

UCLA - 70			Record: 3-1													
NO.	Name	Min	FG M-A	3P M-A	FT R	Rebounds D	Fouls PF	TP F	AS	TO	ST	Blocks BS	+/-			
3	Adem Bona	F 20:42	2-3	0-0	1-1	1 1 2	3 1	5	2	0	1	2	0	-10		
0	Jaylen Clark	G 32:24	3-8	0-0	1-3	1 5 6	2 3	7	2	2	1	0	1	-14		
5	Amari Bailey	G 28:32	0-5	0-2	1-4	1 5 6	3 2	1	3	3	2	0	1	1		
10	Tyger Campbell	G 37:16	9-23	4-9	0-0	2 0 2	1 4	22	4	5	3	0	0	-7		
24	Jaime Jaquez Jr.	G 38:49	8-22	1-4	3-5	5 3 8	4 4	20	5	3	3	0	2	-9		
34	David Singleton	32:50	5-10	4-7	1-1	1 4 5	1 3	15	1	1	0	0	0	-4		
14	Kenneth Nwuba	06:38	0-0	0-0	0-0	1 1 1	0 0	0	0	0	0	1	0	2		
2	Dylan Andrews	02:49	0-1	0-0	0-0	0 0 0	1 0	0	0	1	0	0	0	-4		
Team								5	4	9						
Totals			27:72	9-22	7-14	16	23	39	15	70	17	15	10	3	4	-9

Technical Fouls: Campbell 2nd 18:10

Shooting By Period		
1st FG%	14-37	37.8%
3PT%	4-14	28.6%
FT%	5-6	83.3%
2nd FG%	13-35	37.1%
3PT%	5-8	62.5%
FT%	2-8	25%
GM FG%	27-72	37.5%
3PT%	9-22	40.9%
FT%	7-14	50.0%

Dead Ball Rebounds: 3, 0

Points from		ILL	UCL
Turnovers		17	18
Paint		24	22
Second Chance		9	17
Fast Breaks		13	12
Bench		21	15

Period by Period Scoring		1st	2nd	TOT
ILL		28	51	79
UCL		37	33	70

Biggest lead 12 (2nd 0:08) 15 (2nd 17:53)

Best Scoring Run 10 (2nd 8:02) 14 (2nd 18:36)

Lead Changes 8

Times Tied 4

Time with Lead 20:50 14:46

Despite playing in Las Vegas, Illinois fans made it feel like a home game, creating a sea of Orange and Blue inside T-Mobile Arena.

Shannon registered a first-half double-double with 10 points and 10 rebounds, but UCLA finished the half strong to give the Illini a nine-point deficit at the break.

After falling behind by 15 with 18 minutes remaining, Illinois flipped a switch defensively, sparked by back-to-back steals from **Sencire Harris**, both of which led to Illini baskets.

A 10-0 spurt over a two-minute stretch capped a 29-8 run overall that turned the 29-44 deficit into a 58-52 lead with eight minutes remaining.

Three **Shannon** 3-pointers over a five-minute stretch pushed the Illini lead to 10, and that advantage climbed as high as 12 late in the game as Illinois defeated its 11th top-10 opponent in the last 16 tries.

GAME 5

#16/14 VIRGINIA 70, #19/20 ILLINOIS 61

NOV. 20, 2022 // T-MOBILE ARENA // LAS VEGAS, NEV.



Official Basketball Box Score - Final
Illinois at Virginia
11/20/22 T-Mobile Arena, Las Vegas
2022-23 Men's Basketball

Game Time: 2:00 PM
Game Duration: 2:05
Attendance: 7,678

Officials: Bert Smith, Ray Nattli, Greg Nixon

Illinois - 61

Record: 4-1

NO.	Name	Min	FG	3P	FT	Rebounds	Fouls	TP	AS	TO	ST	Blocks	BS	BA	+
			M-A	M-A	M-A	OR DR TOT	PF FD								
24	Matthew Mayer	F 22:56	2-7	0-2	0-0	0 4 4	1 0 4	0	0	0	0	0	1	-5	
33	Coleman Hawkins	F 30:32	4-9	2-5	0-1	1 0 1	1 1 10	3	3	0	3	0	0	-13	
0	Terrence Shannon Jr.	G 35:05	4-10	1-5	0-2	0 4 4	5 6 9	6	6	1	0	0	-12		
15	RJ Melendez	G 27:14	3-7	2-4	0-0	0 0 0	3 0 8	0	2	1	0	0	-12		
55	Sky Clark	G 22:23	2-4	2-2	2 2 4	3 2 8	1 2 0	0	0	0	0	0	-11		
1	Sencire Harris	09:22	1-3	0-1	1-2	1 1 2	2 1 3	1	0	0	1	0	7		
3	Jayden Epps	26:52	6-13	2-5	0-0	1 3 4	4 3 14	0	0	2	0	1	1		
20	Ty Rodgers	07:46	0-1	0-0	0 0 0	1 2 3	2 0 0	0	0	0	0	0	1		
42	Dain Dainja	17:50	2-5	0-0	1-2	1 5 6	1 1 5	0	0	1	0	0	-1		
Team						4 2 6	0 0	0	0						
Totals			24-59	9-26	4-9	11 23 34	22 14	61	11	13	5	4	2	-9	

Technical Fouls: NONE

Virginia - 70

Record: 4-0

NO.	Name	Min	FG	3P	FT	Rebounds	Fouls	TP	AS	TO	ST	Blocks	BS	BA	+
			M-A	M-A	M-A	OR DR TOT	PF FD								
1	Jayden Gardner	F 26:46	3-5	0-0	6-9	2 3 5	1 5	12	1	3	1	0	1	13	
21	Kadin Shedrick	F 19:21	2-3	0-0	3-4	1 5 6	2 2	7	1	2	0	1	0	7	
0	Kihel Clark	G 34:10	4-9	2-4	2-2	1 2 3	1 2	12	3	2	2	0	2	13	
2	Reece Beekman	G 33:35	5-12	1-3	6-8	1 3 4	2 7	17	3	1	3	0	0	14	
4	Armaan Franklin	G 33:50	4-12	1-5	0-0	0 5 5	3 2	9	0	2	2	0	1	10	
5	Ben Vander Plas	24:10	0-3	0-3	8-9	2 8 10	2 4	8	2	1	0	0	0	1	
22	Francisco Caffaro	09:43	1-1	0-0	0 0 0	1 1 2	2 0	2	0	1	0	1	0	-3	
11	Isaac McNeely	15:03	1-3	1-2	0-0	0 0 0	1 0	3	0	0	0	0	0	-7	
13	Ryan Dunn	03:22	0-0	0-0	0 0 0	0 1 1	0 0	0	0	0	0	0	0	-1	
Team						1 0 1		0	0						
Totals			20-48	5-17	25-32	9 28 37	14 22	70	10	12	8	2	4	9	

Technical Fouls: NONE

	III	UVA
Biggest lead	3 (1 st 10:49)	11 (2 nd 0:18)
Best Scoring Run	8 (2 nd 4:49)	13 (2 nd 0:18)
Lead Changes	10	
Times Tied	9	
Time with Lead	08:23	25:25

Points from	III	UVA
Turnovers	9	19
Paint	28	28
Second Chance	11	10
Fast Breaks	3	12
Bench	22	13

Period by Period Scoring	1st	2nd	TOT
III	31	30	61
UVA	29	41	70

Shooting By Period		
1 st FG%	12-30	40.0%
3PT%	4-12	33.3%
FT%	3-6	50%
2 nd FG%	12-29	41.4%
3PT%	5-14	35.7%
FT%	1-3	33.3%
GM FG%	24-59	40.7%
3PT%	9-26	34.6%
FT%	4-9	44.4%

Dead Ball Rebounds: 1, 0

Game 5 Recap – #16 Virginia 70, #19 Illinois 61

Illinois went toe to toe with an experienced Virginia squad for 36 minutes, but the 16th-ranked Cavaliers pulled away during the last four to claim the championship of the Continental Tire Main Event in Las Vegas.

The game was back-and-forth throughout, featuring 10 lead changes and nine ties. A 6-0 run gave Illinois its biggest lead of the afternoon at 22-19, and the Illini took a 31-29 lead into intermission.

Virginia scored the first six out of the locker room to move ahead 35-31, and later held a 53-47 advantage when the Illini responded with an 8-0 run of its own. Back-to-back 3-pointers by **Jayden Epps** tied it, and the Illini moved ahead on a **Dain Dainja** drive and dunk.

Illinois led 58-56 with 3:30 remaining when Virginia stepped up in crunch time. The Cavaliers scored on eight of their final nine possessions while the Illini missed five shots and had three turnovers during this same stretch. That led to a 13-0 Virginia run that sealed the game.

Fouls plagued the Illini throughout the afternoon, allowing the Cavaliers to score 36% of their points on free throws (25-32). Virginia also held a 19-9 advantage in points off turnovers.

Jayden Epps led the Illini in scoring with 14 points. **Coleman Hawkins** also finished in double figures with 10.

GAME 6

#16/14 ILLINOIS 92, LINDENWOOD 59

NOV. 25, 2022 // STATE FARM CENTER // CHAMPAIGN, ILL.



Official Basketball Box Score - Final
Lindenwood at Illinois
11/25/22 State Farm Center, Champaign, Ill.
2022-23 Men's Basketball

Game Time: 8:00 PM
Game Duration: 1:44
Attendance: 12,552

Officials: Courtney Green, Lewis Garrison, Edwin Young

Lindenwood - 59

Record: 3-5

NO.	Name	Min	FG	3P	FT	Rebounds	Fouls	TP	AS	TO	ST	Blocks	BS	BA	+
			M-A	M-A	M-A	OR DR TOT	PF FD								
0	David Ware	F 21:50	2-6	1-2	0-0	2 3 5	1 0	5	3	2	0	0	2	-14	
5	Cam Burrell	F 28:10	3-7	0-2	0-0	1 3 4	2 2	6	1	2	2	0	0	-32	
2	Brandon Trimble	G 21:02	1-4	1-2	0-0	0 0 0	1 1	3	1	2	1	0	0	-17	
11	Kevin Caldwell Jr.	G 27:05	3-8	0-3	4-4	0 2 2	1 4	10	2	4	0	0	0	-25	
30	Chris Childs	G 28:01	3-11	0-4	0-0	1 1 2	1 2	6	0	1	0	0	0	-31	
4	Jacob Tracey	25:03	1-5	0-1	0-0	1 0 1	1 0	2	1	3	0	0	0	-23	
24	Keenon Cole	23:16	8-11	2-3	2-2	0 4 4	1 2	20	0	1	1	1	0	-10	
42	Remy Lemovou	09:58	1-1	0-0	0-0	1 0 1	1 0	2	0	0	1	0	0	-6	
3	Tommie Williams	15:35	2-5	1-1	0-0	0 1 1	1 1	5	1	3	2	0	0	-7	
Team						1 1 2		0	4						
Totals			24-58	5-18	6-6	7 15 22	10 12	59	9	22	7	1	2	-33	

Technical Fouls: NONE

Illinois - 92

Record: 5-1

NO.	Name		FG		3P	Rebounds		Fouls		TP	AS	TO	ST	Blocks		+/-		
			M	A	M	A	OR	DR	PF					FD	BS		BA	
24	Matthew Mayer	F 15:55	2-6	2-5	2-2	2	7	9	2	2	8	1	1	2	1	0	18	
33	Coleman Hawkins	F 22:06	0-2	0-2	0-0	0	5	5	3	0	0	3	6	1	0	0	19	
0	Terrence Shannon Jr.	G 25:10	6-11	1-3	3-3	1	2	3	0	4	16	3	1	2	0	0	17	
15	RJ Melendez	G 21:07	7-11	2-5	1-1	0	4	4	0	1	17	1	2	1	0	0	28	
55	Sky Clark	G 24:35	8-9	3-4	0-2	0	3	3	3	3	1	19	4	2	1	1	36	
20	Ty Rodgers	22:54	1-1	0-0	0-0	2	1	3	2	0	2	2	3	1	0	0	17	
1	Sencire Harris	17:47	3-7	1-5	0-0	1	0	1	2	0	7	2	1	2	0	0	11	
3	Jayden Epps	23:57	5-8	2-5	0-0	0	0	0	0	0	12	1	3	3	0	0	10	
42	Dain Dainja	17:06	3-4	0-0	2-2	3	1	4	0	1	8	0	2	3	0	0	15	
12	Brandon Lieb	05:20	1-2	0-0	1-1	0	2	2	0	1	3	0	0	0	0	1	-6	
2	Connor Serven	02:44	0-1	0-0	0-0	0	0	0	0	0	0	0	0	0	0	0	0	
22	Paxton Warden	01:19	0-0	0-0	0-0	0	0	0	0	0	0	0	0	0	0	0	0	
Team						2 2 4				0	1							
Totals			36-62	11-30	9-11	11	27	38	12	10	92	17	22	16	2	1	33	

Technical Fouls: NONE

	LIN	ILL
Biggest lead	2 (1 st 19:34)	35 (2 nd 15:32)
Best Scoring Run	11 (2 nd 12:05)	10 (1 st 4:46)
Lead Changes	5	
Times Tied	1	
Time with Lead	01:30	38:04

Points from	LIN	ILL
Turnovers	21	26
Paint	34	48
Second Chance	8	15
Fast Breaks	2	18
Bench	29	32

Period by Period Scoring	1st	2nd	TOT
LIN	25	34	59
ILL	49	43	92

Shooting By Period		
1 st FG%	21-33	63.6%
3PT%	6-16	37.5%
FT%	1-3	33.3%
2 nd FG%	15-29	51.7%
3PT%	5-14	35.7%
FT%	8-8	100%
GM FG%	36-62	58.1%
3PT%	11-30	36.7%
FT%	9-11	81.8%

Dead Ball Rebounds: 2, 0

Game 6 Recap – #16 Illinois 92, Lindenwood 59

Illinois cruised past Lindenwood at State Farm Center behind career nights from **Sky Clark** and **RJ Melendez**.

Clark led the way with a career-high 19 points on 8-for-9 shooting (88.9%), while **Melendez** registered a career-best 17 points in the 33-point victory.

Terrence Shannon Jr. added 16 points, and **Jayden Epps** recorded 12 points off the bench.

The Illini defense made a season-high 16 steals in the win and outrebounded the Lions, 38-22.

The Illini offense got going early, with **Melendez**, **Clark** and **Shannon Jr.** all getting buckets to fall in the opening four minutes to jump out to a 14-9 lead.

A 17-2 Illinois run over a five-minute stretch pushed the host's lead to 23 points, with five different players scoring during that run.

Leading by as many as 26, the Illini went on short runs throughout the first half and ultimately took a 49-25 lead into the break. **Melendez** led all scorers with 15 points, a season-high for the Illini sophomore, while **Clark** added a career-high 13 in the opening frame.

Illinois opened the second half right where it left off, extending their lead to 35 via a 13-2 run. **Shannon** scored six points during that stretch, pushing him to double figures for the fifth time this season.

The Illini led by at least 30 in the final four minutes, moving the team to 5-1 on the season.

GAME 7
#16/17 ILLINOIS 73, SYRACUSE 44
NOV. 29, 2022 // STATE FARM CENTER // CHAMPAIGN, ILL.



Official Basketball Box Score - Final
Syracuse at Illinois
11/29/22 State Farm Center, Champaign, Ill.
2022-23 Men's Basketball

Game Time: 6:30 PM
Game Duration: 2:08
Attendance: 15,544

Officials: Paul Szekel, Larry Scrotto, Terry Oglesby

Syracuse - 44

Record: 3-4

NO.	Name	Min	FG	3P	FT	Rebounds	Fouls	TP	AS	TO	ST	Blocks	BS	BA	+/-
			M-A	M-A	M-A	OR DR TOT	PF FD								
0	Chris Bell	27:24	3-9	2-8	0-0	0 1 1	3 0	8	0	2	0	0	1	-8	
13	Benny Williams	29:38	2-6	1-2	3-4	3 2 5	6 3	8	0	1	0	0	1	-16	
14	Jesse Edwards	32:15	3-9	0-0	3-6	4 13 17	5 5	9	3	4	2	3	1	-19	
3	Judah Mintz	33:50	3-16	0-2	3-6	1 1 2	4 5	9	5	4	0	2	-26		
11	Joseph Girard III	20:04	0-1	0-0	0	2 2 0	0 0	0	0	1	0	0	0	-11	
5	Justin Taylor	22:44	2-7	2-4	0-0	0 5 5	0 0	6	1	1	0	0	0	-18	
2	John Bol Ajak	09:21	0-1	0-0	0-1	1 2 0	1 0	0	0	0	0	1	0	-13	
10	Symir Torrence	12:34	0-0	0-0	0-0	0 1 1	2 0	0	1	1	0	1	0	-16	
24	Quadir Copeland	03:24	0-0	0-0	0-0	0 0 0	0 0	0	1	1	0	0	0	-8	
55	Mounir Hima	04:20	2-2	0-0	0-0	1 3 4	2 0	4	0	0	0	0	0	1	
1	Malik Brown	04:26	0-1	0-0	0-0	0 1 1	0 1	0	0	0	1	0	1	-11	
Team						2 0 2		0	2						
Totals			15-54	5-17	9-17	12 30 42	22 15	44	11	17	3	5	6	-29	

Technical Fouls: Williams 2nd0:48Williams 2nd0:48

Shooting By Period		
1 st FG%	8-24	33.3%
3PT%	2-9	22.2%
FT%	5-11	45.5%
2 nd FG%	7-30	23.3%
3PT%	3-8	37.5%
FT%	4-6	66.7%
GM FG%	15-54	27.8%
3PT%	5-17	29.4%
FT%	9-17	52.9%

Dead Ball Rebounds: 6, 1

Illinois - 73

Record: 6-1

NO.	Name	Min	FG	3P	FT	Rebounds	Fouls	TP	AS	TO	ST	Blocks	BS	BA	+/-
			M-A	M-A	M-A	OR DR TOT	PF FD								
24	Matthew Mayer	21:49	2-6	0-3	1-2	3 5 8	1 5	5	2	1	2	0	1	22	
33	Coleman Hawkins	35:12	7-11	1-2	0-2	1 9 10	1 4	15	10	2	1	0	0	23	
0	Terrence Shannon Jr.	32:28	5-17	1-5	2-2	5 2 7	1 2	17	2	2	0	2	1	25	
15	RJ Melendez	21:34	3-7	2-5	7-8	2 4 6	2 3	15	1	0	2	1	0	15	
55	Skyr Clark	30:11	0-10	0-7	2-4	0 5 5	3 2	2	3	0	2	0	1	-13	
3	Jayden Epps	25:49	4-7	3-6	0-0	0 1 1	2 0	11	0	0	0	0	0	23	
42	Dain Dainja	08:48	1-4	0-0	1-2	2 0 2	3 2	3	1	1	0	1	1	-5	
1	Senecio Harris	04:16	0-1	0-1	0-0	0 0 0	1 0	0	0	0	0	0	0	2	
20	Ty Rodgers	15:25	2-4	0-0	0-0	0 1 1	0 1	4	2	0	0	0	1	12	
2	Connor Serven	01:45	0-0	0-0	1-2	0 1 1	1 1	1	0	1	0	0	0	5	
12	Brandon Lieb	01:33	0-0	0-0	0-0	0 0 0	0 0	0	0	0	0	2	0	5	
22	Paxton Warden	01:10	0-0	0-0	0-0	0 0 0	0 0	0	0	0	0	0	0	5	
Team						4 1 5		0	0						
Totals			24-67	11-39	14-22	17 29 46	15 20	73	21	7	7	6	5	29	

Technical Fouls: NONE

Shooting By Period		
1 st FG%	12-37	32.4%
3PT%	5-24	20.8%
FT%	1-5	20%
2 nd FG%	12-30	40.0%
3PT%	6-15	40.0%
FT%	13-17	76.5%
GM FG%	24-67	35.8%
3PT%	11-39	28.2%
FT%	14-22	63.6%

Dead Ball Rebounds: 3, 0

	SYR	ILL
Biggest lead	3 (1 st 9:30)	29 (2 nd 0:11)
Best Scoring Run	8 (1 st 13:16)	12 (2 nd 5:45)
Lead Changes	4	
Times Tied	2	
Time with Lead	04:26	32:40

Points from	SYR	ILL
Turnovers	5	18
Paint	18	26
Second Chance	8	4
Fast Breaks	5	5
Bench	10	19

Period by Period Scoring			
	1st	2nd	TOT
SYR	23	21	44
ILL	30	43	73

Game 7 Recap – #16 Illinois 73, Syracuse 44

Coleman Hawkins registered the fifth triple-double in Illinois history, recording 15 points, 10 rebounds, and a career-high 10 assists in the Fighting Illini's 73-44 win over Syracuse at State Farm Center in the final year of the ACC/Big Ten Challenge.

Hawkins is the fourth Illini to record a triple-double – and first since Ayo Dosunmu in 2021 – while the win marked head coach **Brad Underwood's** 100th victory with the Orange and Blue.

Terrence Shannon Jr. led all scorers with 17 points, and **RJ Melendez** (15) and **Jayden Epps** (11) also finished in double figures in the 29-point win, marking Illinois' largest margin of victory in the 24-year history of the ACC/Big Ten Challenge.

Illinois opened the game with a 7-1 run, which included four points from **Hawkins**, and held Syracuse without a field goal for the first four minutes of the contest.

After neither team could pull away midway through the first half, three **Shannon** 3-pointers pushed the Illinois advantage to six points.

The Illini held the Orange without a field goal for nearly five minutes to close the frame, taking a 30-23 lead into halftime.

Melendez and **Hawkins** both knocked down 3-pointers early in the second half to give Illinois a double-digit lead with 12 minutes to play.

Illinois took control later in the frame, using a 12-0 run over a three-minute stretch to jump out to a 23-point advantage with five minutes to play. **Melendez** scored seven points during that run, while the Illini converted five-straight shots to take their largest lead of the night.

Hawkins achieved his triple-double late in the game, recording his 10th assist with 1:56 left and grabbing his 10th rebound with 1:39 remaining.

GAME 8
#22/22 MARYLAND 71, #16/17 ILLINOIS 66
DEC. 2, 2022 // XFINITY CENTER // COLLEGE PARK, MD.



Official Basketball Box Score - Final
Illinois at Maryland
12/02/22 XFINITY Center, College Park
2022-23 Men's Basketball

Game Time: 9:00 PM
Game Duration: 2:07
Attendance: 16,380

Officials: Doug Simmons, Kelly Pfeifer, Bill Ek

Illinois - 66

Record: 6-2 (0-1)

NO.	Name	Min	FG	3P	FT	Rebounds	Fouls	TP	AS	TO	ST	Blocks	BS	BA	+/-
			M-A	M-A	M-A	OR DR TOT	PF FD								
24	Matthew Mayer	14:23	1-4	0-1	0-0	1 1 2	4 0	2	0	0	1	0	1	-7	
33	Coleman Hawkins	38:49	7-17	2-6	0-0	4 3 7	2 2	16	1	1	0	4	0	-3	
0	Terrence Shannon Jr.	37:17	7-16	0-5	5-6	4 3 7	2 5	19	3	2	1	1	0	-4	
15	RJ Melendez	33:12	5-7	2-3	1-1	2 5 7	2 1	13	0	2	3	2	0	-3	
55	Skyr Clark	30:54	2-5	1-3	1-1	1 2 3	2 1	6	2	3	0	0	1	-7	
1	Senecio Harris	05:16	0-0	0-0	0-0	0 0 0	0 0	0	0	0	0	0	0	-3	
20	Ty Rodgers	09:16	0-1	0-0	0-0	0 1 0	0 0	0	1	0	0	0	0	-3	
3	Jayden Epps	10:06	1-5	0-2	0-0	0 0 0	4 0	2	1	1	0	0	1	3	
42	Dain Dainja	20:47	4-6	0-0	0-0	1 4 5	2 3	8	0	3	0	0	0	2	
Team						0 1 1		0	0						
Totals			27-61	5-20	7-8	13 20 33	18 13	66	8	12	5	7	3	5	

Technical Fouls: NONE

Shooting By Period		
1 st FG%	14-30	46.7%
3PT%	3-9	33.3%
FT%	3-3	100%
2 nd FG%	13-31	41.9%
3PT%	2-11	18.2%
FT%	4-5	80%
GM FG%	27-61	44.3%
3PT%	5-20	25.0%
FT%	7-8	87.5%

Dead Ball Rebounds: 0, 1

Maryland - 71

Record: 8-0 (1-0)

NO.	Name	Min	FG	3P	FT	Rebounds	Fouls	TP	AS	TO	ST	Blocks	BS	BA	+/-
			M-A	M-A	M-A	OR DR TOT	PF FD								
10	Julian Reese	29:00	1-2	0-0	3-6	2 5 7	4 6	5	0	3	1	1	0	6	
24	Donta Scott	32:50	5-13	0-3	2-2	2 1 3	1 3	12	3	1	0	0	1	2	
0	Donald Carey	23:46	1-6	0-4	3-3	0 1 1	0 2	5	0	1	0	0	0	-6	
1	Jahmir Young	34:44	9-20	4-9	2-2	1 3 4	0 1	24	2	1	1	0	4	4	
13	Hakim Hart	34:23	6-9	5-6	0-0	0 5 5	3 0	17	2	1	0	0	1	9	
23	Ian Martinez	20:12	2-4	0-1	4-5	1 1 2	1 4	8	0	2	1	2	1	2	
15	Patrick Emilien	18:10	0-0	0-0	2 2 4	4 0	0	0	1	0	0	0	2	2	
2	Jahiri Long	06:55	0-0	0-0	0-0	0 1 1	0 2	0	0	0	0	0	0	6	
Team						2 2 4		0	1						
Totals			24-54	9-23	14-18	10 21 31	13 18	71	9	11	3	3	7	5	

Technical Fouls: NONE

Shooting By Period		
1 st FG%	16-32	50.0%
3PT%	7-15	46.7%
FT%	2-3	66.7%
2 nd FG%	8-22	36.4%
3PT%	2-8	25.0%
FT%	12-15	80%
GM FG%	24-54	44.4%
3PT%	9-23	39.1%
FT%	14-18	77.8%

Dead Ball Rebounds: 3, 1

	ILL	UMD
Biggest lead	3 (1 st 17:05)	12 (1 st 8:09)
Best Scoring Run	9 (1 st 5:41)	11 (1 st 10:38)
Lead Changes	2	
Times Tied	5	
Time with Lead	04:44	32:01

Points from	ILL	UMD
Turnovers	16	18
Paint	44	28
Second Chance	17	7
Fast Breaks	12	10
Bench	10	8

Period by Period Scoring			
	1st	2nd	TOT
ILL	34	32	66
UMD	41	30	71

Coleman Hawkins registered 16 points and recorded four blocks, tying a career-best mark, while **RJ Melendez** recorded 13 points for his third straight double-digit scoring game. **Melendez** also grabbed a career-high seven rebounds in the contest.

GAME 9

#17/17 ILLINOIS 85, #2/2 TEXAS 78 (OT)

DEC. 6, 2022 // MADISON SQUARE GARDEN // NEW YORK, N.Y.



Official Basketball Box Score - Final
Illinois at Texas
12/06/22 Madison Square Garden, New York
2022-23 Men's Basketball

Game Time: 8:00 PM
Game Duration: 2:37
Attendance: 17,828

Officials: John Higgins, Keith Kimble, Roger Ayers

Illinois - 85

Record: 7-2

NO.	Name	Min	FG	3P	FT	Rebounds	Fouls	TP	AS	TO	ST	Blocks	+	-
			M-A	M-A	M-A	OR DR TOT	PF FD					BS BA		
24	Matthew Mayer	F 27:47	8-10	5-5	0-0	0 2 2	4 2	21	1	2	1	3	0	8
33	Coleman Hawkins	F 42:06	2-8	1-5	4-6	2 5 7	2 5	9	4	1	0	3	0	9
0	Terrence Shannon Jr.	G 35:02	5-14	1-4	5-5	0 5 5	3 5	16	0	2	3	0	1	-5
15	RJ Melendez	G 26:49	3-6	1-4	2-2	0 4 4	2 1	9	0	2	2	1	0	10
55	Sky Clark	G 20:59	2-5	1-2	0-0	0 4 4	3 2	5	1	4	0	0	0	-2
3	Jayden Epps	31:33	2-7	1-2	6-8	0 3 3	0 4	11	3	2	0	1	2	11
42	Dain Dainja	16:27	3-5	0-0	3-6	3 3 6	4 3	9	1	3	1	1	0	-3
20	Ty Rodgers	06:14	0-1	0-1	0-0	0 4 4	2 0	0	0	0	0	1	0	-6
1	Sencire Harris	18:03	2-4	0-0	1-4	2 0 2	0 2	5	1	0	0	2	0	13
Team						3 2 5		0		1				
Totals			27-60	10-23	21-31	10 32 42	20 24	85	11	17	7	12	3	7

Technical Fouls: NONE

Shooting By Period		
1st FG%	13-27	48.1%
3PT%	5-14	35.7%
FT%	6-8	75%
2nd FG%	10-26	38.5%
3PT%	4-8	50.0%
FT%	7-12	58.3%
OT FG%	4-7	57.1%
3PT%	1-1	100.0%
FT%	8-11	72.7%
GM FG%	27-60	45.0%
3PT%	10-23	43.5%
FT%	21-31	67.7%

Dead Ball Rebounds: 6, 0

Texas - 78

Record: 6-1

NO.	Name	Min	FG	3P	FT	Rebounds	Fouls	TP	AS	TO	ST	Blocks	+	-
			M-A	M-A	M-A	OR DR TOT	PF FD					BS BA		
0	Timmy Allen	F 39:34	9-18	1-3	2-3	4 3 7	4 3	21	8	2	0	1	3	-10
1	Dylan Disu	F 08:56	0-2	0-1	1-2	0 0 0	1 2	1	0	0	0	0	1	-8
23	Dillon Mitchell	F 24:01	2-5	0-0	0-1	2 3 3	1 1	4	0	1	1	0	0	7
4	Tyrese Hunter	G 33:23	4-11	2-6	0-1	0 7 7	2 1	10	4	2	0	0	2	-11
5	Marcus Carr	G 35:40	3-14	0-5	3-3	1 2 3	4 4	9	5	2	3	0	3	-12
10	SirJabari Rice	29:57	3-4	1-1	2-2	0 4 4	4 2	9	1	1	1	0	1	-3
32	Christian Bishop	16:42	3-7	0-1	1-4	1 2 3	3 3	7	1	2	2	0	1	6
30	Brock Cunningham	20:47	3-4	2-3	0-0	3 2 5	4 2	8	1	2	1	1	0	-14
2	Arterio Morris	16:00	2-4	1-2	4-4	0 2 2	1 2	9	0	0	0	1	1	10
Team						3 3 6		0		0				
Totals			29-69	7-22	13-19	13 27 40	24 20	78	20	14	8	3	12	-7

Technical Fouls: NONE

Shooting By Period		
1st FG%	11-31	35.5%
3PT%	4-12	33.3%
FT%	8-10	80%
2nd FG%	15-30	50.0%
3PT%	2-6	33.3%
FT%	2-6	33.3%
OT FG%	3-8	37.5%
3PT%	1-4	25.0%
FT%	3-3	100%
GM FG%	29-69	42.0%
3PT%	7-22	31.8%
FT%	13-19	68.4%

Dead Ball Rebounds: 1, 0

	ILL	TEX
Biggest lead	7 (1st OT 2:16)	10 (2nd 8:28)
Best Scoring Run	7 (1st OT 4:17)	12 (2nd 12:03)
Lead Changes	8	
Times Tied	8	
Time with Lead	14:47	26:03

Points from		ILL	TEX
Turnovers		17	15
Paint		28	38
Second Chance		10	10
Fast Breaks		12	10
Bench		25	33

Period by Period Scoring				
	1st	2nd	OT1	TOT
ILL	37	31	17	85
TEX	34	34	10	78

Game 9 Recap – #17 Illinois 85, #2 Texas 78 (OT)

No. 17 Illinois fought back from a double-digit second-half deficit to force overtime and take down No. 2 Texas, 85-78, at Madison Square Garden in the Jimmy V Classic. The win marked the Illini's second all-time victory over a top-2 team away from home.

Matthew Mayer scored a season-high 21 points, including five 3-pointers, which tied his career high. **Terrence Shannon Jr.** scored 12 of his 16 points in overtime, his eighth double-figure scoring performance this season.

Jayden Epps registered 11 points, including the Illini's final five points of the second half to send the game to overtime.

Illinois recorded a season-high 12 blocks in the win, with **Mayer**, **Coleman Hawkins**, and **Sencire Harris** all tallying at least two.

After **Mayer** opened the scoring with a 3-pointer, the two sides traded baskets. An 11-3 run midway through the first half that included three Illinois triples pushed the Illini advantage to four with under eight minutes to play in the opening frame.

Illinois closed the first half on a 9-3 run and held a narrow 37-34 lead at the break. **Mayer** led all scorers with a season-high 15 points, on 6-for-6 shooting, and **Hawkins** notched seven in his 19 minutes of first-half action.

The Illini clawed their way back from a double-digit deficit with eight minutes remaining in the second half. A 10-2 run cut Texas' lead to two, via seven points from **RJ Melendez**, with under five minutes to play. With the Illini down by five with one minute to play, **Epps** scored the final five points of the game in regulation to force overtime for the first time this season.

Shannon scored eight of Illinois' first nine points in overtime en route to a seven-point Illini lead with just over two minutes to play.

Illinois fended off a late Texas push, highlighted by **Epps'** final basket of the night, to pick up its second top-10 victory of the season.

GAME 10

PENN STATE 74, #17/17 ILLINOIS 59

DEC. 10, 2022 // STATE FARM CENTER // CHAMPAIGN, ILL.



Official Basketball Box Score - Final
Penn State at Illinois
12/10/22 State Farm Center, Champaign, Ill.
2022-23 Men's Basketball

Game Time: 11:00 AM
Game Duration: 1:49
Attendance: 15,544

Officials: Paul Seale, D.J. Carstensen, Brian McNutt

Penn State - 74

Record: 7-3 (1-1)

NO.	Name	Min	FG	3P	FT	Rebounds	Fouls	TP	AS	TO	ST	Blocks	+	-
			M-A	M-A	M-A	OR DR TOT	PF FD					BS BA		
1	Seth Lundy	F 35:56	5-9	0-3	6-6	2 5 7	2 4	16	2	1	2	0	0	13
2	Myles Dread	G 32:36	5-9	5-9	0-0	0 4 4	2 1	15	0	0	1	0	0	17
10	Andrew Funk	G 36:59	7-11	6-9	0-0	0 3 3	0 0	20	2	1	3	0	0	16
11	Camren Wynter	G 27:55	0-3	0-1	0-0	0 1 1	2 1	0	2	2	0	0	1	4
22	Jalen Pickett	G 40:00	9-17	0-1	2-4	1 6 7	2 4	20	6	2	2	1	2	15
0	Kanye Clary	12:05	0-2	0-0	0-0	0 1 1	1 1	0	0	1	0	0	0	11
3	Kebba Njie	01:34	0-1	0-0	0-0	0 0 0	1 0	0	0	0	1	0	0	1
12	Evan Mahaffey	11:28	1-2	1-1	0-0	0 2 2	3 0	3	0	1	0	0	1	0
14	Demetrius Lilley	01:27	0-0	0-0	0-0	0 0 0	2 0	0	0	1	0	0	0	-2
Team						0 1 1		0		0				
Totals			27-54	12-24	8-10	3 23 26	15 11	74	13	9	9	1	4	15

Technical Fouls: NONE

Shooting By Period		
1st FG%	18-29	62.1%
3PT%	6-9	66.7%
FT%	5-5	100%
2nd FG%	9-25	36.0%
3PT%	6-15	40.0%
FT%	3-5	60%
GM FG%	27-54	50.0%
3PT%	12-24	50.0%
FT%	8-10	80.0%

Dead Ball Rebounds: 1, 0

Illinois - 59

Record: 7-3 (0-2)

NO.	Name	Min	FG	3P	FT	Rebounds	Fouls	TP	AS	TO	ST	Blocks	+	-
			M-A	M-A	M-A	OR DR TOT	PF FD					BS BA		
24	Matthew Mayer	F 22:59	4-11	2-8	4-5	0 3 3	0 3	14	0	1	0	0	1	-9
33	Coleman Hawkins	F 31:36	3-8	0-2	0-0	2 5 7	2 0	6	6	2	1	0	0	-10
0	Terrence Shannon Jr.	G 26:12	2-7	0-3	0-0	0 2 2	1 1	4	0	3	0	1	0	-17
15	RJ Melendez	G 16:10	2-2	1-1	0-0	0 1 1	0 3	5	1	1	0	0	0	-7
55	Sky Clark	G 32:22	4-8	3-6	0-0	1 6 7	1 1	11	2	1	0	1	0	-15
3	Jayden Epps	25:06	1-5	1-2	0-0	0 3 3	1 0	3	0	3	0	1	0	-2
42	Dain Dainja	11:32	2-3	0-0	2-7	0 2 2	1 6	6	1	0	0	0	0	-5
1	Sencire Harris	20:10	2-3	0-1	0-0	2 1 3	3 1	4	1	0	2	1	0	-4
20	Ty Rodgers	13:53	3-5	0-0	0-0	2 1 3	2 0	6	0	0	1	0	0	-6
Team						0 1 1		0		1				
Totals			23-52	7-23	6-12	7 25 32	11 15	59	11	12	4	4	1	-15

Technical Fouls: NONE

Shooting By Period		
1st FG%	15-26	57.7%
3PT%	3-10	30.0%
FT%	5-9	55.6%
2nd FG%	8-26	30.8%
3PT%	4-13	30.8%
FT%	1-3	33.3%
GM FG%	23-52	44.2%
3PT%	7-23	30.4%
FT%	6-12	50.0%

Dead Ball Rebounds: 5, 0

	PSU	ILL
Biggest lead	19 (2nd 9:41)	5 (1st 11:49)
Best Scoring Run	14 (2nd 9:41)	9 (2nd 13:08)
Lead Changes	8	
Times Tied	6	
Time with Lead	28:14	08:31

Points from		PSU	ILL
Turnovers		14	12
Paint		26	28
Second Chance		5	10
Fast Breaks		3	4
Bench		3	19

Period by Period Scoring			
	1st	2nd	TOT
PSU	47	27	74
ILL	38	21	59

Game 10 Recap – Penn State 74, #17 Illinois 59

No. 17 Illinois struggled on both sides of the ball in a 74-59 loss to Penn State in its Big Ten home opener.

Illinois started off hot, scoring on five of its first six possessions with three 3-pointers. The Illini followed that with a 6-0 run to take a 19-14 lead. But Illinois' defense could not slow down the visitors, as Penn State scored inside and out throughout the opening half.

With the game tied at 34, Penn State surged into the locker room by outscoring the Illini 13-4 over the final three minutes of the first half.

The PSU lead grew to 14 before the Illini rattled off nine unanswered to pull within 52-47 and bring the State Farm Center sellout crowd to its feet. The threat was short lived, however, as the Lions answered by draining a trio of 3-pointers in a span of 64 seconds to take a commanding a 61-47 lead with 11 minutes remaining. Illinois could draw no closer than 12 the rest of the way.

Illinois was held to a season-low 59 points and allowed season highs in opponent field goal percentage (.500), 3-point percentage (.500) and 3-pointers (12).

Matthew Mayer finished in double figures for the second straight game, scoring a team-high 14 points in the defeat, while **Sky Clark** tallied 11 points with a career-high seven rebounds and led the Illini with three 3-pointers, tying a career-high mark.

GAME 11
#18/19 ILLINOIS 68, ALABAMA A&M 47
DEC. 17, 2022 // STATE FARM CENTER // CHAMPAIGN, ILL.



Official Basketball Box Score - Final
Alabama A&M at Illinois
12/17/22 State Farm Center, Champaign, Ill.
2022-23 Men's Basketball

Game Time: 3:00 PM
Game Duration: 2:06
Attendance: 13,813

Officials: Lamont Simpson, Edwin Young, Rob Kueneman

Alabama A&M - 47

Record: 4-7

NO.	Name	Min	FG	3P	FT	Rebounds	Fouls	TP	AS	TO	ST	Blocks	BS	BA	+/-
			M-A	M-A	M-A	OR DR TOT	PF FD								
11	Austin Harvell	06:09	0-1	0-1	0-0	1 0 1	2 1	0	0	2	0	0	0	0	-4
33	Olisa Blaise Akonobi	31:34	3-8	0-0	3-5	4 8 12	0 3	9	0	1	0	6	0	-17	
3	Cameron Tucker	22:01	1-3	0-2	2-2	0 0 0	1 1	4	0	4	2	0	0	-21	
10	Garrett Hicks	28:58	5-15	2-7	1-1	1 2 3	2 2	13	0	0	1	0	1	-20	
15	Dalain Smith	25:07	2-8	0-0	3-4	3 1 4	1 2	7	2	3	0	0	2	-16	
1	Messiah Thompson	23:59	5-12	1-4	1-2	0 0 0	3 3	12	0	3	1	0	1	-9	
2	Ormani Peek	10:43	0-1	0-0	0-0	0 1 1	3 1	0	0	0	0	0	1	0	
22	Lorenzo Downey	11:13	1-3	0-2	0-0	0 0 0	3 3	2	0	0	2	0	0	-3	
12	Brandon Powell	19:21	0-1	0-0	0-0	0 6 6	4 0	0	0	2	1	0	0	0	
34	EJ Williams	04:55	0-0	0-0	0-0	0 0 0	1 0	0	0	1	0	0	0	0	
30	William Tavares de Brito	06:09	0-1	0-0	0-0	0 1 1	1 1	0	0	0	0	0	0	-6	
24	Eric Lee	04:39	0-1	0-0	0-0	0 0 0	1 0	0	0	0	0	0	0	-3	
00	Jayland Randall	03:52	0-2	0-0	0-0	1 1 2	1 0	0	0	0	0	0	0	-5	
13	Xavier Brewer	01:20	0-0	0-0	0-0	0 1 1	0 0	0	0	1	0	0	0	-2	
Team						1 1 2		0		1					
Totals			17-56	3-17	10-14	11 22 33	23 16	47	2	18	7	6	6	-21	

Technical Fouls: NONE

Shooting By Period		
1st FG%	6-30	20.0%
3PT%	1-11	9.1%
FT%	6-7	85.7%
2nd FG%	11-26	42.3%
3PT%	2-6	33.3%
FT%	4-7	57.1%
GM FG%	17-56	30.4%
3PT%	3-17	17.6%
FT%	10-14	71.4%

Dead Ball Rebounds: 2, 0

Illinois - 68

Record: 8-3

NO.	Name	Min	FG	3P	FT	Rebounds	Fouls	TP	AS	TO	ST	Blocks	BS	BA	+/-
			M-A	M-A	M-A	OR DR TOT	PF FD								
24	Matthew Mayer	20:12	9-12	3-6	0-3	2 5 7	4 2	21	1	2	3	0	24		
33	Coleman Hawkins	31:20	2-5	1-3	4-4	2 3 5	1 7	9	4	5	2	0	12		
0	Terrence Shannon Jr.	34:43	5-12	1-5	7-10	1 1 2	1 5	18	2	2	1	0	26		
3	Jayden Epps	26:47	2-6	1-3	0-0	1 3 4	2 1	5	1	3	1	0	7		
55	Sky Clark	21:23	3-7	1-5	1-3	0 1 1	5 3	8	0	2	0	0	13		
1	Sencire Harris	15:28	0-6	0-0	2 6 8	1 1	0	0	1	1	1	2	1		
20	Ty Rodgers	21:11	0-1	0-0	1-2	2 3 5	0 3	1	1	2	0	0	1	16	
42	Dain Dainja	11:28	2-3	0-0	0-0	1 1 2	1 0	4	0	1	0	0	-2		
15	RJ Melendez	14:48	0-3	0-2	0-0	1 2 3	0 0	0	0	1	0	0	0	5	
12	Brandon Lieb	01:42	1-2	0-0	0-1	2 1 3	1 1	2	0	0	0	0	0	1	
22	Paxton Warden	00:58	0-0	0-0	0-0	0 0 0	0 0	0	0	0	0	0	0	2	
Team						2 4 6		0		0					
Totals			24-57	7-27	13-23	16 30 46	16 23	68	9	18	7	6	6	21	

Technical Fouls: NONE

Shooting By Period		
1st FG%	11-26	42.3%
3PT%	4-15	26.7%
FT%	10-15	66.7%
2nd FG%	13-31	41.9%
3PT%	3-12	25.0%
FT%	3-8	37.5%
GM FG%	24-57	42.1%
3PT%	7-27	25.9%
FT%	13-23	56.5%

Dead Ball Rebounds: 5, 0

	AAM	ILL
Biggest lead	3 (1 st 18:37)	21 (2 nd 0:38)
Best Scoring Run	16(2 nd 10:54)	9(1 st 16:43)
Lead Changes	1	
Times Tied	1	
Time with Lead	00:19	37:45

Points from	AAM	ILL
Turnovers	16	15
Paint	16	28
Second Chance	12	14
Fast Breaks	6	6
Bench	14	7

Period by Period Scoring			
	1st	2nd	TOT
AAM	19	28	47
ILL	36	32	68

Game 11 Recap — #18 Illinois 68, Alabama A&M 47

After a week off for final exams, No. 18 Illinois took down Alabama A&M at State Farm Center. **Matthew Mayer** posted another strong performance for the Illini, scoring a season-high 21 points with seven rebounds and career-high tying three blocks.

Terrence Shannon Jr. finished close behind Mayer with 18 points while **Sencire Harris** led the Illini with a career-high eight rebounds.

A quick offensive start from both **Mayer** and **Shannon Jr.** pushed the Illini to a 14-7 lead in the first seven minutes of the game.

In his starting debut, freshman **Jayden Epps** broke up a short scoring drought for Illinois with a jumper, propelling the Orange and Blue to a 24-11 advantage early in the first half.

The Illini pushed their advantage to 17 at halftime, 36-19.

Coming out of the locker room, Alabama A&M mounted a comeback effort on the heels of a 16-0 run that cut the Illini lead to 38-37 with just under 11 minutes to play.

But **Coleman Hawkins** snapped the Illinois scoring drought with a pair of free throws at the 10:46 mark, sparking a 15-2 Illini run.

Mayer dominated during the closing stretch, scoring 13 points over his final eight minutes of play that turned a 3-point lead into a comfortable 20-point advantage when he exited the game with 1:42 remaining.

GAME 12
MISSOURI 93, #16/16 ILLINOIS 71
DEC. 22, 2022 // ENTERPRISE CENTER // ST. LOUIS, MO.



Official Basketball Box Score - Final
Illinois at Missouri
12/22/22 Enterprise Center, St. Louis
2022-23 Men's Basketball

Game Time: 8:05 PM
Game Duration: 2:06
Attendance: 18,452

Officials: Terry Oglesby, Owen Shortt, Brian Dorsey

Illinois - 71

Record: 8-4

NO.	Name	Min	FG	3P	FT	Rebounds	Fouls	TP	AS	TO	ST	Blocks	BS	BA	+/-
			M-A	M-A	M-A	OR DR TOT	PF FD								
24	Matthew Mayer	29:20	6-12	4-8	0-0	2 1 3	3 1	16	1	2	2	0	0	-15	
33	Coleman Hawkins	23:28	2-8	0-6	0-1	3 3 6	0 3	4	0	6	1	1	0	-27	
0	Terrence Shannon Jr.	37:26	6-13	0-5	10-12	5 2 7	3 11	22	5	2	1	0	1	-19	
15	RJ Melendez	11:16	0-3	0-2	0-0	1 2 3	1 0	0	0	1	0	0	0	-16	
55	Sky Clark	18:34	0-4	0-1	0-0	1 1 2	2 0	0	0	2	0	0	0	-8	
3	Jayden Epps	29:38	4-13	2-8	2-2	0 2 2	0 2	12	1	3	0	0	1	-15	
42	Dain Dainja	16:39	4-4	0-0	1-2	3 3 6	3 2	9	0	2	0	0	0	-18	
20	Ty Rodgers	15:39	0-1	0-0	0-0	1 0 1	3 0	0	0	0	1	0	0	7	
1	Sencire Harris	18:00	3-4	1-1	1-2	2 3 5	1 1	8	1	0	1	0	0	1	
Team						1 1 2		0		1					
Totals			25-62	7-31	14-19	19 18 37	16 20	71	10	17	6	1	2	-22	

Technical Fouls: NONE

Shooting By Period		
1st FG%	9-28	32.1%
3PT%	1-15	6.7%
FT%	8-10	80%
2nd FG%	16-34	47.1%
3PT%	6-16	37.5%
FT%	6-9	66.7%
GM FG%	25-62	40.3%
3PT%	7-31	22.6%
FT%	14-19	73.7%

Dead Ball Rebounds: 4, 0

Missouri - 93

Record: 11-1

NO.	Name	Min	FG	3P	FT	Rebounds	Fouls	TP	AS	TO	ST	Blocks	BS	BA	+/-
			M-A	M-A	M-A	OR DR TOT	PF FD								
13	Ronnie DeGray III	33:04	3-6	1-2	3-4	0 4 4	2 2	10	1	2	1	1	0	32	
24	Kobe Brown	37:22	10-15	3-4	8-8	4 1 5	2 9	31	8	3	4	0	1	19	
2	Tre Gommilion	11:17	4-5	0-0	0-0	1 2 3	2 0	8	2	1	0	0	0	11	
5	D'Moi Hodge	29:55	8-13	4-9	0-2	1 2 3	1 3	20	0	0	4	1	0	22	
10	Nick Honor	30:01	2-5	0-1	0-0	2 2 3	3 0	4	4	1	2	0	0	6	
23	Aidan Shaw	03:37	0-0	0-0	0-0	0 0 0	1 0	0	0	0	0	0	0	-5	
4	DeAndre Gholston	23:31	6-9	2-3	1-2	0 1 1	5 1	15	3	1	1	0	0	0	
55	Sean East II	23:03	1-4	0-1	1-2	1 2 3	2 1	3	4	1	1	0	0	10	
35	Noah Carter	08:10	1-2	0-0	0-0	1 2 3	2 0	2	1	1	0	0	0	15	
Team						1 3 4		0		0					
Totals			35-59	10-20	13-18	9 19 28	20 16	93	23	10	13	2	1	22	

Technical Fouls: NONE

Shooting By Period		
1st FG%	20-34	58.8%
3PT%	6-13	46.2%
FT%	5-8	62.5%
2nd FG%	15-25	60.0%
3PT%	4-7	57.1%
FT%	8-10	80%
GM FG%	35-59	59.3%
3PT%	10-20	50.0%
FT%	13-18	72.2%

Dead Ball Rebounds: 2, 0

	Illini	Mizzou
Biggest lead	2 (1 st 14:48)	35 (2 nd 12:50)
Best Scoring Run	7 (2 nd 10:50)	15 (1 st 8:45)
Lead Changes	2	
Times Tied	2	
Time with Lead	01:18	35:41

Points from	Illini	Mizzou
Turnovers	10	33
Paint	36	42
Second Chance	11	13
Fast Breaks	13	18
Bench	29	20

Period by Period Scoring			
	1st	2nd	TOT
Illini	27	44	71
Mizzou	51	42	93

Game 12 Recap — Missouri 93, #16 Illinois 71

Terrence Shannon Jr. tallied 22 points, but a scoring drought midway through the first half put the No. 16-ranked Fighting Illini in a deficit they could not overcome in a 93-71 setback to rival Missouri in the McBride Homes Braggins' Rights game at Enterprise Center.

After staking to a 12-10 lead following **Dain Dainja**'s lay-in at the 14:05 mark of the first half, the Illini were held without a field goal for the next 8 minutes, 46 seconds. During that stretch, the Tigers went on a 22-5 scoring run to build a double-digit lead they would not relinquish.

Overall, the Tigers out-shot the Illini 59 percent to 40 percent, with the Orange and Blue struggling to the tune of just 7-for-31 shooting (.226) from 3-point range. Additionally, Missouri forced the Illini into 17 turnovers and converted those mistakes into a 33 points.

In addition to his 22 points, **Shannon Jr.** also led the Illini with seven rebounds and five assists. **Matthew Mayer** added 16 points, while **Jayden Epps** chipped in with 12 off the bench.

GAME 13
#-/22 ILLINOIS 85, BETHUNE-COOKMAN 52
DEC. 29, 2022 // STATE FARM CENTER // CHAMPAIGN, ILL.



Official Basketball Box Score - Final
Bethune-Cookman at Illinois
12/29/22 State Farm Center, Champaign, Ill.
2022-23 Men's Basketball

Game Time: 7:30 PM
Game Duration: 2:05
Attendance: 15,544

Officials: D.J. Carstensen, Bryan Anslinger, Tariq Lucas

Bethune-Cookman - 52

Record: 4-9

NO.	Name	Min	FG M-A	3P M-A	FT M-A	Rebounds OR DR TOT	Fouls PF FD	TP	AS	TO	ST	Blocks BS BA	+/-
23	Derrick Carter-Hollinger	F 14:49	0-2	0-0	2-2	0 0 0	0 1	2	0	0	0	0	-14
32	Elijah Hulsewe	C 16:14	1-3	0-0	2-4	3 5 8	4 3	4	0	5	0	1	-17
3	Marcus Garrett	G 23:15	1-9	1-3	2-2	0 2 2	3 1	5	0	3	2	0	-29
12	Kevin Davis	G 33:35	5-13	1-4	2-2	1 2 3	3 1	13	0	2	4	0	-29
30	Joe French	G 18:31	1-6	0-3	0-0	0 0 0	0 1	2	1	1	0	0	-24
1	Zion Harmon	19:23	2-8	1-2	2-2	0 2 2	2 2	7	3	3	1	0	-4
22	Dylan Robertson	14:44	4-6	0-0	4-4	3 0 3	3 2	12	0	1	0	0	-11
5	Damari McEntire	30:03	3-5	0-1	1-4	1 8 9	3 2	7	1	2	5	1	-23
2	Lukas Gudavicius	22:43	0-5	0-0	0-0	0 4 4	0 2	0	1	2	0	0	-2
15	Simeon Womack	02:21	0-1	0-0	0-0	1 1 2	0 0	0	0	1	0	0	-5
33	James Henderson Jr.	04:22	0-0	0-0	0-0	0 0 0	2 1	0	0	0	0	0	-7
Team						3 0 3				0	1		
Totals			17-58 3-13 15-20			12 24 36	21 16	52	6	21	12	3 10	33

Technical Fouls: NONE

Shooting By Period		
1st FG%	6-30	20.0%
3PT%	1-9	11.1%
FT%	6-6	100%
2nd FG%	11-29	38.3%
3PT%	2-4	50.0%
FT%	9-14	64.3%
GM FG%	17-58	29.3%
3PT%	3-13	23.1%
FT%	15-20	75.0%

Dead Ball Rebounds: 3, 1

Game 13 Recap — Illinois 85, Bethune-Cookman 52

Illinois closed its nonconference slate with a resounding 85-52 home victory over Bethune-Cookman.

Dain Dainja and Sencire Harris made their first career starts as head coach Brad Underwood adjusted the Illini's starting lineup in the team's final non-conference action of the year.

Five different players finished in double figures in the 33-point win, while the Illini brought the intensity on both ends of the floor.

Dainja commanded the paint and scored a career-high 22 points on an efficient 8-for-10 shooting performance while also grabbing six rebounds, making four blocks, and tallying a career-high four steals.

Harris took advantage of the opportunity in his first collegiate start and also set a new scoring high with 12 points.

Coleman Hawkins notched a double-double with 11 points and 11 rebounds. Terrence Shannon Jr. and Jayden Epps finished in double-digits with 13 and 10 points, respectively.

The Illini opened on a 10-0 run fueled by baskets from four different players just over four minutes into the contest. Five minutes later, Illinois used an 18-2 stretch to push its lead up to 29 points with under five minutes to play, holding Bethune-Cookman without a field goal for nearly seven minutes during that run.

Illinois headed into halftime with a 47-19 advantage, using a balanced scoring performance to lead by 28 points at the break.

Dainja scored eight of Illinois' first 10 points after the break. Illinois extended its lead to many as 36 in the second half, cruising to the win.

Dainja, Hawkins, and Harris led the Illinois offensive attack in the final 20 minutes of play, scoring 30 of the team's 38 second-half points.

Illinois - 85

Record: 9-4

NO.	Name	Min	FG M-A	3P M-A	FT M-A	Rebounds OR DR TOT	Fouls PF FD	TP	AS	TO	ST	Blocks BS BA	+/-	
24	Matthew Mayer	F 22:22	2-9	1-6	2-2	1 4 5	1 1 7	1	0	0	2	1	25	
33	Coleman Hawkins	F 29:44	4-7	1-4	2-2	2 9 11	0 1 11	4	4	1	0	2	24	
42	Dain Dainja	F 25:45	8-10	0-0	6-11	4 2 6	1 8 22	2	2	2	4	0	32	
0	Terrence Shannon Jr.	G 25:49	3-7	2-4	5-6	1 2 3	0 6 13	3	3	4	0	1	31	
1	Sencire Harris	G 23:57	5-7	2-3	0-1	0 4 4	4 2 12	3	2	0	1	0	28	
15	RJ Melendez	23:52	1-8	1-8	2-2	0 3 3	2 1 5	0	1	0	0	0	12	
3	Jayden Epps	21:16	4-7	1-3	1-1	0 0 0	3 1 10	2	0	0	0	1	5	
20	Ty Rodgers	17:47	1-3	0-0	1-2	0 2 2	2 1 3	1	2	1	0	1	3	
12	Brandon Lieb	08:19	1-1	0-0	0-0	1 3 4	3 0 2	1	1	0	0	1	5	
22	Paxton Warden	01:09	0-0	0-0	0-0	0 0 0	0 0 0	0	0	0	0	0	0	
Team						0 1 1		0	0					
Totals			29-59	8-28	19-27	9	30 39	16 21	85	17	15	10	3	33

Technical Fouls: NONE

Shooting By Period		
1st FG%	16-31	51.6%
3PT%	5-15	33.3%
FT%	10-16	62.5%
2nd FG%	13-28	46.4%
3PT%	3-13	23.1%
FT%	9-11	81.8%
GM FG%	29-59	49.2%
3PT%	8-28	28.6%
FT%	19-27	70.4%

Dead Ball Rebounds: 4, 1

	BCU	ILL
Biggest lead	0 (1 st 20:00)	36 (2 nd 6:44)
Best Scoring Run	8 (2 nd 4:02)	13 (1 st 4:57)
Lead Changes	0	
Times Tied	0	
Time with Lead	00:00	37:36

Points from	BCU	ILL
Turnovers	16	27
Paint	22	42
Second Chance	6	10
Fast Breaks	11	19
Bench	26	20

Period by Period Scoring			
	1st	2nd	TOT
BCU	19	33	52
ILL	47	38	85

GAME 14
NORTHWESTERN 73, #-/24 ILLINOIS 60
JAN. 4, 2023 // WELSH-RYAN ARENA // EVANSTON, ILL.



Official Basketball Box Score - Final
Illinois at Northwestern
01/04/23 Welsh-Ryan Arena, Evanston, Ill.
2022-23 Men's Basketball

Game Time: 8:00 PM
Game Duration: 2:11
Attendance: 7,039

Officials: Paul Szalc, Courtney Green, Edwin Young

Illinois - 60

Record: 9-5 (0-3)

NO.	Name	Min	FG M-A	3P M-A	FT M-A	Rebounds OR DR TOT	Fouls PF FD	TP	AS	TO	ST	Blocks BS BA	+/-
24	Matthew Mayer	F 29:40	5-11	3-7	4-4	0 7 7	5 3	17	0	2	1	3 0	-1
33	Coleman Hawkins	F 35:47	4-11	2-6	0-1	2 3 5	3 2	10	1	3	0	0 0	-14
42	Dain Dainja	F 23:57	4-6	0-0	1-2	3 6 9	2 4	9	0	2	0	3 1	-12
0	Terrence Shannon Jr.	G 32:33	3-8	2-4	1-2	1 4 5	5 1	9	7	3	0	0 0	-9
1	Sencire Harris	G 09:21	0-1	0-1	0-0	0 0 0	4 1	0	1	0	0	0 0	0
55	Sky Clark	20:27	1-6	0-3	0-1	0 3 3	2 4	2	2	2	0	0 1	-16
3	Jayden Epps	21:36	5-12	1-5	0-0	1 1 2	5 1	11	1	2	1	0 1	-1
15	RJ Melendez	23:57	1-3	0-2	0-0	0 2 2	3 1	2	1	1	0	0 0	-8
20	Ty Rodgers	02:16	0-0	0-0	0-0	0 1 1	0 0	0	0	0	0	0 0	-2
22	Paxton Warden	00:09	0-0	0-0	0-0	0 0 0	0 0	0	0	0	0	0 0	-2
12	Brandon Lieb	00:17	0-0	0-0	0-0	0 0 0	0 0	0	0	0	0	0 0	0
Team						2 2 4		0	0				
Totals			23-58	8-28	6-10	9 29 38	29 17	60	13	5	2	6 3	-13

Technical Fouls: Harris 2nd 17:02

Shooting By Period		
1st FG%	12-26	46.2%
3PT%	3-14	21.4%
FT%	0-0	0%
2nd FG%	11-32	34.4%
3PT%	5-14	35.7%
FT%	6-10	60%
GM FG%	23-58	39.7%
3PT%	8-28	28.6%
FT%	6-10	60.0%

Dead Ball Rebounds: 2, 1

Game 14 Recap — Northwestern 73, Illinois 60

Illinois came up short on the road, falling at Northwestern in its first game of 2023.

After trailing for most of the first half, the Illini fought back from a seven-point deficit to lead early in the second half. Illinois pushed its advantage to as many as five at 43-38 with 12:45 remaining.

But Northwestern hit 3-pointers on each of its next three possession to rattle off nine unanswered and retake the lead. That ignited a 22-2 run that changed the game and put the hosts in control, 60-45.

Illinois played strong defense on the night, holding the Wildcats to just 32% shooting on the night. But the Illini were plagued by turnovers once again, and fouling.

Illinois committed a season-high 29 fouls, leading to Northwestern scoring 32 points at the foul line on 40 free throw attempts, both season-highs for a UI opponent.

The Illini also had 15 turnovers compared to just eight for Northwestern, leading to a 22-4 advantage in points off turnovers for the Cats.

Three different players finished in double figures, with Matthew Mayer's 17 points leading the way for the Illini. He also had seven rebounds and career-high three blocks.

Jayden Epps tallied 11 points off the bench, his ninth double-digit scoring performance this season. Coleman Hawkins scored 10 points, while Dain Dainja recorded nine points, team-high nine rebounds and three blocks after making his second-straight start.

Terrence Shannon Jr. dished out a career-high seven assists to go along with nine points and five rebounds.

Northwestern - 73

Record: 11-3 (2-1)

NO.	Name	Min	FG M-A	3P M-A	FT M-A	Rebounds OR DR TOT	Fouls PF FD	TP	AS	TO	ST	Blocks BS BA	+/-
31	Robbie Beran	F 27:05	2-7	0-1	1-1	0 5 5	3 2 5	1	1	1	1	1	10
34	Matthew Nicholson	C 24:49	3-5	0-0	1-1	3 3 6	2 3 7	1	1	2	0	0	15
0	Boo Buie	G 28:41	2-13	0-4	11-12	0 1 1	4 6 15	4	1	1	0	2	19
1	Chase Audige	G 32:22	5-14	4-9	7-8	0 2 2	1 7 21	0	2	4	1	0	2
3	Ty Berry	G 23:52	3-6	2-3	5-6	0 1 1	2 4 13	1	1	2	0	1	-4
10	Tyodus Verhoeven	12:26	1-1	0-0	0-0	1 1 2	3 0 2	0	1	0	0	0	-6
5	Julian Roper II	27:54	0-3	0-0	2-4	2 5 7	2 2 2	2	0	0	0	1	13
13	Brooks Barnhizer	22:34	1-4	1-1	5-8	2 5 7	0 4 8	2	0	1	0	1	16
53	Roy Dixon III	00:17	0-0	0-0	0-0	0 0 0	0 0 0	0	0	0	0	0	0
Team						1 3 4		0	1				
Totals			17-53	7-18	32-40	9 26 35	17 28 73	11	8	11	3	6	13

Technical Fouls: NONE

Shooting By Period		
1st FG%	10-33	30.3%
3PT%	3-10	30.0%
FT%	8-10	80%
2nd FG%	7-20	35.0%
3PT%	4-8	50.0%
FT%	24-30	80%
GM FG%	17-53	32.1%
3PT%	7-18	38.9%
FT%	32-40	80.0%

Dead Ball Rebounds: 5, 2

	ILL	NU
Biggest lead	5 (2 nd 12:46)	15 (2 nd 5:53)
Best Scoring Run	8 (2 nd 17:03)	13 (2 nd 9:26)
Lead Changes	4	
Times Tied	3	
Time with Lead	06:13	28:57

Points from	ILL	NU
Turnovers	4	22
Paint	22	14
Second Chance	7	3
Fast Breaks	6	11
Bench	15	12

Period by Period Scoring			
	1st	2nd	TOT
ILL	27	33	60
NU	31	42	73

GAME 15
#-24 ILLINOIS 79, #14/15 WISCONSIN 69
JAN. 7, 2023 // STATE FARM CENTER // CHAMPAIGN, ILL.



Official Basketball Box Score - Final
Wisconsin at Illinois
01/07/23 State Farm Center, Champaign, Ill.
2022-23 Men's Basketball

Game Time: 12:30 PM
Game Duration: 2:03
Attendance: 15,544

Officials: D.J. Carlensen, Kelly Pfeifer, Lewis Garrison

Wisconsin - 69

Record: 11-3 (3-1)

NO.	Name	Min	FG M-A	3P M-A	FT M-A	Rebounds OR DR TOT	Fouls PF FD	TP	AS	TO	ST	Blocks BS BA	+/-
14	Carter Gilmore	F 30:36	2-3	0-0	0-1	3 4 7	3 2	4	1	1	0	0	-7
22	Steven Crowl	F 28:35	9-18	1-7	1-2	4 8 12	3 3	20	3	2	0	1	-11
2	Jordan Davis	G 26:15	2-4	1-3	0-1	0 4 4	3 1	5	0	0	0	0	-1
11	Max Klesmit	G 33:13	4-9	2-5	1-3	1 3 4	4 3	11	1	0	2	1	-11
23	Chucky Hepburn	G 36:12	8-18	3-7	3-5	0 3 3	2 4	22	7	3	4	0	-5
35	Markus Iler	18:41	1-6	0-3	0-0	1 2 3	0 0	2	0	0	0	1	-2
3	Connor Essegian	22:40	2-5	1-3	0-0	0 0 0	3 1	5	0	2	0	0	-4
4	Kamari McGee	02:29	0-1	0-1	0-0	0 0 0	1 0	0	0	1	0	0	-9
21	Chris Hodges	01:19	0-0	0-0	0-0	1 0 1	2 0	0	0	0	0	0	0
Team						0 0 0				0			
Totals			28-64	8-29	5-12	10 24 34	21 14	69	12	9	6	2	-10

Technical Fouls: NONE

Shooting By Period			
1st FG%	11-27	40.7%	
3PT%	4-14	28.6%	
FT%	1-3	33.3%	
2nd FG%	17-37	45.9%	
3PT%	4-15	26.7%	
FT%	4-9	44.4%	
GM FG%	28-64	43.8%	
3PT%	8-29	27.6%	
FT%	5-12	41.7%	

Dead Ball Rebounds: 2, 0

Illinois - 79

Record: 10-5 (1-3)

NO.	Name		Min	FG M-A	3P M-A	FT M-A	Rebounds OR DR TOT	Fouls PF FD	TP	AS	TO	ST	Blocks BS BA	+/-	
24	Matthew Mayer	F	29:52	2-5	1-2	5-6	2 4 6	3 5	10	3	0	0	2	0	8
33	Coleman Hawkins	F	32:34	7-11	6-9	0-0	0 5 5	2 0	20	1	2	0	0	0	7
42	Dain Dainja	F	24:11	2-6	0-0	0-2	2 4 6	2 5	4	1	1	0	3	1	5
0	Terrence Shannon Jr.	G	31:19	7-11	1-2	9-12	0 8 8	4 7	24	3	2	1	1	0	5
1	Sencire Harris	G	15:16	0-2	0-0	0-0	0 0 0	1 1	0	2	0	3	0	0	13
3	Jayden Epps	29:22	5-8	2-3	3-4	1 2 3	1 2	15	2	4	1	0	0	3	
15	RJ Melendez	24:31	1-6	0-3	2-2	1 5 6	1 1	4	2	0	0	0	0	1	4
20	Ty Rodgers	12:55	1-4	0-0	0-0	1 2 3	0 0	2	0	1	0	0	0	0	5
Team						0 0 0			0	0	0				
Totals				25-53	10-19	19-26	7 30 37	14 21	79	14	10	5	6	2	10

Technical Fouls: NONE

Shooting By Period			
1st FG%	13-31	41.9%	
3PT%	4-9	44.4%	
FT%	0-2	0%	
2nd FG%	12-22	54.5%	
3PT%	6-10	60.0%	
FT%	19-24	79.2%	
GM FG%	25-53	47.2%	
3PT%	10-19	52.6%	
FT%	19-26	73.1%	

Dead Ball Rebounds: 4, 1

	WIS	ILL
Biggest lead	5 (1st 14:11)	15 (2nd 6:34)
Best Scoring Run	6 (2nd 13:26)	11 (1st 1:12)
Lead Changes	3	
Times Tied	2	
Time with Lead	14:12	23:15

Points from	WIS	ILL
Turnovers	15	9
Paint	38	26
Second Chance	10	4
Fast Breaks	5	7
Bench	7	21

Period by Period Scoring			
	1st	2nd	TOT
WIS	27	42	69
ILL	30	49	79

Game 15 Recap — Illinois 79, #14 Wisconsin 69

The Fighting Illini men's basketball team returned to the win column in a big way, knocking off No. 14 Wisconsin, 79-69, in front of a sell-out crowd at State Farm Center.

The win halted a three-game skid in conference play for the Illini, while the league-leading Badgers suffered their first loss since Nov. 29, snapping a string of six consecutive wins.

The teams battled throughout the first half with neither squad able to push ahead by more than five points early in the game. The Illini, fueled by timely 3-point shooting and a continued emphasis on the defensive end, took control of the game with a 24-6 run that spanned the final 4:20 of the first half (11-3), and the first five minutes out of halftime (13-3).

That run erased a five-point Illini deficit (24-19), and gave the Orange and Blue a 13-point lead (43-30) with just more than 15 minutes left in the contest. From that point on, the Badgers drew no closer than seven points, as the Illini closed out their third top-15 win of the season.

Four Illini tallied double-digits scoring, led by a 24-point effort from **Terrence Shannon Jr.**, his fifth 20-point game of the season.

Coleman Hawkins scored 20 behind a career-high six 3-pointers. **Jayden Epps** (15), and **Matthew Mayer** (10), also scored in double figures.

Three-point shooting proved to be a difference in the game, as the Illini shot a season-high 52.6% (10-19) from beyond the arc, while holding the Badgers to just 28% (8-29).

GAME 16
ILLINOIS 76, NEBRASKA 50

JAN. 10, 2023 // PINNACLE BANK ARENA // LINCOLN, NEB.



Official Basketball Box Score - Final
Illinois at Nebraska
01/10/23 Pinnacle Bank Arena, Lincoln
2022-23 Men's Basketball

Game Time: 8:01 PM
Game Duration: 2:01
Attendance: 12,756

Officials: Courtney Green, Rob Kueneman, Chad Barlow

Illinois - 76

Record: 11-5 (2-3)

NO.	Name	Min	FG M-A	3P M-A	FT M-A	Rebounds OR DR TOT	Fouls PF FD	TP	AS	TO	ST	Blocks BS BA	+/-	
24	Matthew Mayer	F 25:03	2-10	2-8	4-5	0 4 4	3 2	10	2	1	1	2	0	0
33	Coleman Hawkins	F 35:08	5-9	1-5	1-2	0 3 3	2 2	12	5	2	1	1	0	20
42	Dain Dainja	F 16:01	1-1	0-0	2-2	3 4 7	4 2	4	0	2	0	3	0	11
0	Terrence Shannon Jr.	G 34:48	10-17	2-7	3-5	4 7 11	2 6	25	4	0	4	0	0	25
1	Sencire Harris	G 19:43	0-6	0-2	0-0	0 2 2	2 1	0	0	2	3	0	0	16
3	Jayden Epps	27:22	5-6	1-1	0-0	0 2 2	3 0	11	3	1	1	0	0	17
15	RJ Melendez	23:02	4-9	2-6	0-0	2 1 3	3 2	10	0	2	1	0	0	17
20	Ty Rodgers	15:56	1-2	0-0	2-4	4 3 7	2 2	4	1	0	1	1	1	18
5	AJ Redd	00:59	0-1	0-0	0-0	0 0 0	0 0	0	0	0	0	0	0	2
12	Brandon Lieb	00:59	0-0	0-0	0-0	0 0 0	0 0	0	0	0	0	0	0	2
22	Paxton Warden	00:59	0-0	0-0	0-0	0 0 0	0 0	0	0	0	0	0	0	2
Team						0 2 2				0				
Totals			28-61	8-29	12-18	13 28 41	21 17	76	15	11	12	7	2	26

Technical Fouls: NONE

Shooting By Period			
1st FG%	10-30	33.3%	
3PT%	4-16	25.0%	
FT%	10-16	62.5%	
2nd FG%	18-31	58.1%	
3PT%	4-13	30.8%	
FT%	2-2	100%	
GM FG%	28-61	45.9%	
3PT%	8-29	27.6%	
FT%	12-18	66.7%	

Dead Ball Rebounds: 2, 0

Nebraska - 50

Record: 9-8 (2-4)

NO.	Name	Min	FG M-A	3P M-A	FT M-A	Rebounds OR DR TOT	Fouls PF FD	TP	AS	TO	ST	Blocks BS BA	+/-	
4	Juwan Gary	F 16:16	1-3	1-2	0-0	0 3 3	1 1	3	0	2	0	2	0	
13	Derrick Walker	F 19:15	2-7	0-0	1-1	3 1 4	2 2	5	3	3	1	0	2	
0	C.J. Wilcher	G 32:01	4-8	0-1	0-0	3 1 4	1 0	8	0	3	0	0	0	
5	Sam Griesel	G 31:58	4-11	0-3	4-9	0 6 6	2 7	12	2	4	0	0	1	
25	Emmanuel Boudanmel	G 24:32	1-5	0-1	0-0	0 7 7	2 6	2	1	2	1	0	1	
32	Wilhelm Breidenbach	13:01	4-7	2-3	1-1	0 1 1	3 1	11	0	1	0	0	0	
30	Keisei Tominaga	25:17	3-5	0-1	0-0	0 0 0	0 2	6	0	0	1	0	0	
12	Denim Dawson	16:47	0-2	0-0	0-0	1 1 2	4 0	0	0	1	0	0	1	
15	Blaise Kelte	03:33	0-2	0-0	0-0	0 1 1	0 0	0	0	1	0	0	1	
10	Jamarques Lawrence	14:23	1-4	1-3	0-0	0 1 1	2 2	3	1	1	0	0	1	
1	Sam Hoberg	00:59	0-0	0-0	0-0	0 0 0	0 0	0	0	0	0	0	0	
24	Jeff Grace	00:59	0-0	0-0	0-0	0 0 0	0 0	0	0	0	0	0	0	
33	Oleg Kojenets	00:59	0-0	0-0	0-0	0 0 0	0 0	0	0	0	0	0	0	
Team						2 2 4				0				
Totals			20-54	4-14	6-11	9 24 33	17 21	50	8	17	3	2	7	-26

Technical Fouls: NONE

Shooting By Period			
1st FG%	9-25	36.0%	
3PT%	2-7	28.6%	
FT%	3-7	42.9%	
2nd FG%	11-29	37.9%	
3PT%	2-7	28.6%	
FT%	3-4	75%	
GM FG%	20-54	37.0%	
3PT%	4-14	28.6%	
FT%	6-11	54.5%	

Dead Ball Rebounds: 2, 0

	ILL	NEB
Biggest lead	26 (2nd 0:37)	2 (1st 17:45)
Best Scoring Run	13 (2nd 0:37)	8 (2nd 9:09)
Lead Changes	3	
Times Tied	1	
Time with Lead	36:03	01:42

Points from	ILL	NEB
Turnovers	16	9
Paint	30	32
Second Chance	17	10
Fast Breaks	12	2
Bench	25	20

Period by Period Scoring			
	1st	2nd	TOT
ILL	34	42	76
NEB	23	27	50

Game 16 Recap — Illinois 76, Nebraska 50

Illinois secured its first Big Ten road win of the season against Nebraska, taking down the Cornhuskers in an emphatic 76-50 victory at Pinnacle Bank Arena.

Five different Illini finished in double figures, and Illinois took advantage of a big second half, outscoring the Cornhuskers, 42-27, in the final 20 minutes.

The Illini shot 58.1 percent from the field in the second half, scoring 10 second-chance points and 10 points off turnovers in the final frame.

Illinois set the tone defensively early and maintained its energy throughout the contest, grabbing 12 steals and making seven blocks in the win. **Dain Dainja** led the way with three blocks, while **Terrence Shannon Jr.** tied his career high with four steals. **Sencire Harris** registered a career-high three steals.

Shannon also dominated offensively, making a career-high 10 field goals en route to a 25-point, 11-rebound double-double, his second of the season and the fourth mark of his career. He scored 17 of his 25 in the first half to push the Illini to a 34-23 lead at the break.

Illinois found a second gear on offense early in the second half. The Illini went on a 17-4 run, converting five straight shots, over a five-minute stretch to open up an 18-point lead.

After Nebraska cut its deficit to 10 points with six minutes to play, Illinois halted the host's comeback attempt. The Illini closed the game on a 17-1 run and held the Cornhuskers without a field goal for the final six minutes of play to seal the 26-point victory.

Coleman Hawkins notched 12 points, nine of which came in the second half. **Jayden Epps** registered seven of his 11 points in the final five minutes of play, going 5-of-6 from the field for his fifth-straight double-figure outing.

RJ Melendez and **Matthew Mayer** both recorded 10 points in the win.

GAME 17

ILLINOIS 75, MICHIGAN STATE 66

JAN. 13, 2023 // STATE FARM CENTER // CHAMPAIGN, ILL.



Official Basketball Box Score - Final
Michigan State at Illinois
01/13/23 State Farm Center, Champaign, Ill.
2022-23 Men's Basketball

Game Time: 8:00 PM
Game Duration: 1:59
Attendance: 15,544

Officials: Kelly Pfeiffer, Keith Kimble, John Gaffney

Michigan State - 66 Record: 12-5 (4-2)

NO.	Name	Min	FG	3P	FT	Rebounds	Fouls	TP	AS	TO	ST	Blocks	BS	BA	+
10	Joey Hauser	F 34:56	4-11	0-2	3-3	4 7 11	2 4	11	0	0	0	0	0	0	-9
22	Mady Sissoko	C 21:06	2-3	0-0	1-2	2 4 6	3 1	5	0	1	0	0	1	0	0
2	Tyson Walker	G 35:46	6-15	0-1	2-2	1 3 4	2 2	14	0	3	0	1	1	-13	
3	Jaden Akins	G 34:37	3-11	0-3	0-0	1 3 4	2 0	6	1	1	2	0	4	-11	
11	A.J. Hoggard	G 29:48	8-16	0-1	4-6	1 3 4	4 3	20	1	3	0	0	1	-9	
0	Jaxon Kohler	01:58	0-0	0-0	0-0	0 0 0	0 0	0	0	0	0	0	0	0	0
5	Tre Holloman	07:51	1-2	0-0	0-0	0 2 2	2 0	2	1	0	0	0	1	-4	
25	Malik Hall	18:02	1-4	0-0	0-0	1 3 4	2 0	2	1	1	0	0	2	1	
15	Carson Cooper	12:24	3-3	0-0	0-0	2 2 4	0 0	6	0	0	0	1	0	-4	
1	Pierre Brooks	03:32	0-0	0-0	0-0	0 0 0	0 0	0	0	0	0	0	0	4	
Team						3 0 3				0	0				
Totals			28-65	0-7	10-13	15 27 42	18 10	66	4	9	2	2	10	-9	

Shooting By Period		
1st FG%	17-33	51.5%
3PT%	0-2	0.0%
FT%	3-5	60%
2nd FG%	11-32	34.4%
3PT%	0-5	0.0%
FT%	7-8	87.5%
GM FG%	28-65	43.1%
3PT%	0-7	0.0%
FT%	10-13	76.9%
Dead Ball Rebounds: 2, 0		

Technical Fouls:Bench 1st12:42

Illinois - 75 Record: 12-5 (3-3)

NO.	Name	Min	FG	3P	FT	Rebounds	Fouls	TP	AS	TO	ST	Blocks	BS	BA	+
24	Matthew Mayer	F 29:32	7-12	3-6	2-2	0 3 3	4 2	19	1	1	1	6	0	23	
33	Coleman Hawkins	F 36:28	3-9	1-4	2-2	4 4 8	3 3	9	2	2	0	1	0	12	
42	Dain Dainja	F 32:29	8-12	0-0	4-5	3 4 7	0 5	20	1	1	0	2	0	10	
0	Terrence Shannon Jr.	G 34:19	5-13	1-5	6-6	0 5 5	1 4	17	1	1	1	0	0	-5	
1	Sencire Harris	G 10:35	0-1	0-0	0-0	0 0 0	0 0	0	0	0	0	0	0	-5	
3	Jayden Epps	30:43	3-10	1-3	0-0	0 3 3	0 1	7	5	0	2	1	2	17	
15	RJ Melendez	17:56	1-2	0-0	1-3	1 1 2	2 2	3	1	0	0	0	0	2	
20	Ty Rodgers	07:58	0-1	0-0	0-0	0 1 1	0 0	0	0	0	0	0	0	-15	
Team						0 1 1				0	0				
Totals			27-60	6-18	15-18	8 22 30	11 17	75	11	5	4	10	2	9	

Shooting By Period		
1st FG%	12-32	37.5%
3PT%	3-11	27.3%
FT%	6-6	100%
2nd FG%	15-28	53.6%
3PT%	3-7	42.9%
FT%	9-12	75%
GM FG%	27-60	45.0%
3PT%	6-18	33.3%
FT%	15-18	83.3%
Dead Ball Rebounds: 1, 1		

Technical Fouls:Bench 2nd14:13

	MSU	ILL
Biggest lead	9 (2 nd 14:13)	9 (2 nd 0:31)
Best Scoring Run	8 (1 st 8:43)	10 (2 nd 7:28)
Lead Changes	4	
Times Tied	8	
Time with Lead	20:01	14:40

Points from	MSU	ILL
Turnovers	4	8
Paint	44	38
Second Chance	16	8
Fast Breaks	2	6
Bench	10	10

Period by Period Scoring	1st	2nd	TOT
MSU	37	29	66
ILL	33	42	75

Game 17 Recap — Illinois 75, Michigan State 66

Big second-half performances from **Dain Dainja** and **Matthew Mayer** propelled Illinois to a comeback home victory over Michigan State, as the Illini outscored the Spartans by 13 in the second half.

Dainja scored 12 of his team-high 20 points in the second half, while **Mayer** recorded 14 of his 19 points in the final 20 minutes of action.

The Illini defense was stellar, recording 10 blocked shots, with **Mayer** leading the way with a career-high six blocks. Illinois also held Michigan State without a 3-pointer, as the Spartans went 0-for-7 from beyond the arc.

Terrence Shannon Jr. scored 17 points in the victory, his 14th double-figure scoring performance this season. **Jayden Epps** added seven off the bench and tallied a career-high five assists without a turnover, and **Coleman Hawkins** registered nine points and eight rebounds.

Shannon took control on the offensive end, scoring 15 of the Illini's 19 points through the opening 10 minutes of first-half action. The Illini led by as many as five points in the opening half, but the Spartans ultimately took a 37-33 advantage into the break.

Down by nine with 14 minutes to play, the Illini offense started clawing its way back. Four straight points from **Hawkins** cut the Illinois deficit to five, and that spark was the start of a big Illini run.

Illinois used a 10-0 spree to take a 59-54 lead with eight minutes left. **Mayer** was a big reason behind that stretch, scoring eight points during the momentum-swinging run to bring the State Farm Center crowd to its feet.

Michigan State responded and tied the game at 60 with under six to play before five straight by Illinois on a **Hawkins** triple and a **Dainja** offensive rebound basket, putting the Orange and Blue ahead by five.

Dainja continued his strong showing by hitting a jumper to bring him up to 20 points. The Illini then thwarted the Spartan comeback bid by closing the game with an 8-2 run, improving to .500 in league play with its first straight win.

GAME 18

ILLINOIS 78, MINNESOTA 60

JAN. 16, 2023 // WILLIAMS ARENA // MINNEAPOLIS, MINN.



Official Basketball Box Score - Final
Illinois at Minnesota
01/16/23 Williams Arena, Minneapolis
2022-23 Men's Basketball

Game Time: 5:00 PM
Game Duration: 1:59
Attendance: 9,874

Officials: Courtney Green, Steve McMunkins, Edwin Young

Illinois - 78 Record: 13-5 (4-3)

NO.	Name	Min	FG	3P	FT	Rebounds	Fouls	TP	AS	TO	ST	Blocks	BS	BA	+
24	Matthew Mayer	F 30:42	8-14	3-6	0-0	2 8 10	3 0	19	1	2	1	2	0	14	
33	Coleman Hawkins	F 16:49	1-2	1-2	0-0	0 4 4	4 0	3	1	1	0	0	0	16	
42	Dain Dainja	F 21:03	5-6	0-0	1-2	2 2 4	3 2	11	2	0	0	1	0	17	
0	Terrence Shannon Jr.	G 26:56	2-12	0-3	7-8	0 4 4	2 8	11	4	3	1	0	2	16	
1	Sencire Harris	G 20:38	3-7	1-2	0-0	1 7 8	0 0	7	3	0	0	0	0	7	
3	Jayden Epps	24:35	5-9	0-0	0-0	0 2 2	4 0	10	1	1	0	2	0	9	
15	RJ Melendez	21:39	1-5	0-3	1-1	0 3 3	0 1	3	4	1	0	0	0	10	
20	Ty Rodgers	22:39	4-5	0-0	0-2	3 5 8	2 1	8	0	1	0	1	0	13	
12	Brandon Lieb	12:19	2-3	0-0	0-1	1 1 2	3 1	4	1	1	0	1	0	-6	
22	Paxton Warden	01:44	1-1	0-0	0-0	0 0 0	0 0	2	0	0	0	0	0	-3	
5	AJ Redd	00:56	0-0	0-0	0-0	0 0 0	0 0	0	0	0	0	0	0	-3	
Team						5 0 5				0	1				
Totals			32-64	5-16	9-14	14 36 50	21 13	78	17	11	2	7	2	18	

Shooting By Period		
1st FG%	15-34	44.1%
3PT%	3-10	30.0%
FT%	2-4	50%
2nd FG%	17-30	56.7%
3PT%	2-6	33.3%
FT%	7-10	70%
GM FG%	32-64	50.0%
3PT%	5-16	31.3%
FT%	9-14	64.3%
Dead Ball Rebounds: 2, 0		

Technical Fouls:NONE

Minnesota - 60 Record: 7-9 (1-5)

NO.	Name	Min	FG	3P	FT	Rebounds	Fouls	TP	AS	TO	ST	Blocks	BS	BA	+
1	Joshua Ola-Joseph	F 23:45	2-5	0-1	2-4	1 2 3	2 4	6	0	1	0	0	1	-9	
3	Dawson Garcia	F 36:39	6-14	1-3	4-6	3 3 6	2 4	17	4	1	1	0	1	-21	
10	Jamison Battle	F 26:41	4-11	0-0	0-0	0 3 3	2 1	8	1	0	1	0	0	-16	
0	Taurus Samuels	G 17:52	0-2	0-0	0-0	0 1 1	2 0	0	0	0	0	0	1	-10	
55	Talon Cooper	G 38:25	7-11	1-2	1-3	0 3 3	1 3	16	3	1	0	0	0	-19	
4	Braeden Carrington	20:26	2-8	1-4	1-2	0 0 0	2 3	6	0	0	1	0	1	-8	
1	Pharrel Payne	21:41	0-0	0-0	4-6	1 6 7	2 4	4	4	2	0	2	2	-5	
24	Jaden Henley	13:54	0-5	0-0	3-4	1 0 1	1 2	3	1	0	2	0	1	-1	
42	Treyton Thompson	00:37	0-0	0-0	0-0	0 0 0	0 0	0	0	0	0	0	0	-3	
Team						2 3 5				0	0				
Totals			21-58	3-13	15-25	8 21 29	14 21	60	13	5	5	2	7	-18	

Shooting By Period		
1st FG%	13-29	44.8%
3PT%	2-6	33.3%
FT%	4-7	57.1%
2nd FG%	8-29	27.6%
3PT%	1-7	14.3%
FT%	11-18	61.1%
GM FG%	21-58	36.2%
3PT%	3-13	23.1%
FT%	15-25	60.0%
Dead Ball Rebounds: 3, 0		

Technical Fouls:Ola-Joseph 2nd5:00

	ILL	UMN
Biggest lead	25 (2 nd 4:32)	3 (1 st 19:43)
Best Scoring Run	12 (2 nd 15:25)	5 (1 st 8:17)
Lead Changes	5	
Times Tied	2	
Time with Lead	34:34	04:00

Points from	ILL	UMN
Turnovers	6	9
Paint	54	28
Second Chance	14	11
Fast Breaks	7	3
Bench	27	13

Period by Period Scoring	1st	2nd	TOT
ILL	35	43	78
UMN	32	28	60

Game 18 Recap — Illinois 78, Minnesota 60

Illinois extended its winning streak to four games with a 78-60 road win over Minnesota at Williams Arena. Four different Illini finished with double figures, 10 different players scored, and the defense came to play once again in the 18-point victory.

Illinois outscored Minnesota by 15 points and held the Golden Gophers to 27.6 percent and just eight field goals in the second half in the win.

The Illini commanded the paint, outrebounding Minnesota, 50-29, which included 14 offensive rebounds and a season-high 36 defensive rebounds. Illinois took advantage by scoring 14 second-chance points, while the Illini scored 54 points in the paint.

Matthew Mayer registered his first career double-double with a game-high 19 points and 10 rebounds. **Dain Dainja** scored 11 points, his second straight double-digit scoring night.

Terrence Shannon Jr. recorded 11 points, four rebounds, four assists, and one steal, while **Jayden Epps** tallied 10 points, two rebounds, two blocks, and one assist off the bench.

Sencire Harris put together one of his best games in an Illinois uniform with seven points, eight rebounds, and three assists. Fellow freshman **Ty Rodgers** scored a career-high eight points and grabbed eight rebounds in his 22 minutes of action, his most in a Big Ten game this season.

With the two sides trading baskets for a majority of the first half, Illinois led by as many as seven but ultimately by three, 35-32, at halftime.

The Illini started to find their rhythm early in the second half, using a 12-0 scoring run to take a double-digit lead less than five minutes into the frame.

A 13-3 run, which included seven points from **Mayer**, helped Illinois extend its lead to 20 points with under eight minutes to play. The Illini led by as many as 25 before removing its rotation players for the closing minutes.

GAME 19

INDIANA 80, #-/23 ILLINOIS 65

JAN. 19, 2023 // STATE FARM CENTER // CHAMPAIGN, ILL.



Official Basketball Box Score - Final

Indiana at Illinois

01/19/23 State Farm Center, Champaign, Ill.
2022-23 Men's Basketball

Game Time: 7:30 PM

Game Duration: 2:06

Attendance: 15,544

Officials: Terry Oglesby, Don Daly, Doug Simons

Indiana - 80

Record: 12-6 (3-4)

NO.	Name	Min	FG	3P	FT	Rebounds	Fouls	TP	AS	TO	ST	Blocks	BS	BA	+/-
			M-A	M-A	M-A	OR DR TOT	PF FD								
22	Miller Kopp	33:25	2-3	1-1	1-3	0 2 2	1 0 6	1	0	3	0	0	0	12	
22	Jordan Geronimo	29:52	6-8	1-3	0-0	1 7 8	3 0 13	1	4	0	3	0	15		
23	Trayce Jackson-Davis	35:33	15-19	0-0	5-6	1 8 9	1 4 35	5	3	0	3	1	15		
1	Jalen Hood-Schifino	31:34	5-12	0-0	0-0	1 2 3	4 2 10	4	4	1	0	0	17		
32	Trey Galloway	24:35	4-5	1-1	2-2	0 1 1	4 1 11	2	1	0	0	1	21		
53	Tamar Bates	21:54	0-3	0-3	0-0	0 3 3	1 0 0	0	1	0	0	0	-4		
5	Malik Reneau	13:50	2-4	0-0	1-2	3 3 6	4 1 5	0	1	0	0	0	-1		
11	CJ Gunn	07:47	0-1	0-1	0-0	0 0 0	0 0 0	0	0	0	0	0	-2		
3	Anthony Loal	00:45	0-0	0-0	0-0	0 0 0	1 0 0	0	0	0	0	0	1		
10	Kaleb Banks	00:45	0-0	0-0	0-0	0 0 0	0 0 0	0	0	0	0	0	1		
Team						3 4 7	0 3	0	3						
Totals			34-55	3-9	9-13	9 30 39	20 8	80	13	17	4	6	2	15	

Shooting By Period		
1st FG%	20-30	66.7%
3PT%	2-3	66.7%
FT%	1-3	33.3%
2nd FG%	14-25	56.0%
3PT%	1-6	16.7%
FT%	8-10	80%
GM FG%	34-55	61.8%
3PT%	3-9	33.3%
FT%	9-13	69.2%

Dead Ball Rebounds: 3, 0

Technical Fouls: Bench 1st 13:18

Illinois - 65

Record: 13-6 (4-4)

NO.	Name	Min	FG	3P	FT	Rebounds	Fouls	TP	AS	TO	ST	Blocks	BS	BA	+/-
			M-A	M-A	M-A	OR DR TOT	PF FD								
24	Matthew Mayer	21:53	0-4	0-1	0-0	1 1 2	0 2 0	0	1	1	0	0	1	-12	
33	Coleman Hawkins	38:13	3-8	1-4	2-4	3 2 5	0 3 9	1	2	2	0	0	-11		
42	Dain Dainja	30:35	4-8	0-0	1-4	4 4 8	3 2 9	0	1	3	1	1	-5		
0	Terrence Shannon Jr.	36:52	8-18	4-7	6-10	1 0 1	1 5 26	3	4	3	1	1	-16		
1	Sencire Harris	17:04	4-7	0-0	0-2	1 0 1	1 2 8	1	0	1	0	1	-15		
3	Jayden Epps	22:01	1-8	1-4	0-0	0 3 3	0 0 3	0	0	1	0	2	0		
15	RJ Melendez	22:04	4-8	2-3	0-1	2 2 4	1 4 10	0	0	1	0	0	-13		
20	Ty Rodgers	08:45	0-1	0-0	0-0	0 1 1	1 0 0	1	0	0	0	0	-7		
25	Zacharie Perrin	01:57	0-0	0-0	0-2	0 0 0	1 1 0	0	0	0	0	0	4		
12	Brandon Lieb	00:36	0-0	0-0	0-0	0 0 0	0 0 0	0	0	0	0	0	0		
Team						2 0 2	0 1	0	1						
Totals			24-62	8-19	9-23	14 13 27	9 19	65	7	9	11	2	6	-15	

Technical Fouls: Melendez 1st 12:44; Bench 2nd 16:52

Shooting By Period		
1st FG%	12-31	38.7%
3PT%	4-10	40.0%
FT%	5-10	50%
2nd FG%	12-31	38.7%
3PT%	4-9	44.4%
FT%	4-13	30.8%
GM FG%	24-62	38.7%
3PT%	8-19	42.1%
FT%	9-23	39.1%

Dead Ball Rebounds: 8, 0

	IND	ILL
Biggest lead	21 (2 nd 12:19)	4 (1 st 18:13)
Best Scoring Run	12 (1 st 14:38)	9 (2 nd 7:48)
Lead Changes	1	
Times Tied	1	
Time with Lead	36:35	01:44

Points from	IND	ILL
Turnovers	5	18
Paint	54	32
Second Chance	16	13
Fast Breaks	4	11
Bench	5	13

Period by Period Scoring			
	1st	2nd	TOT
IND	43	37	80
ILL	33	32	65

Game 19 Recap — Indiana 80, Illinois 65

Illinois fell to Indiana, 80-65, at State Farm Center, snapping the team's four-game winning streak.

After Illinois scored the game's first four points, Indiana responded with 12 unanswered as part of a 20-5 run over a seven-plus minute stretch when the Illini were held without a field goal.

The Illini trailed by 19 with four minutes left in the first half before cutting the deficit to 10 at the break.

Illinois got within eight on the first possession of the second half, but the Hoosiers pushed the lead right back to double digits, where it remained the rest of the way.

Terrence Shannon Jr. recorded a team-high 26 points, his fifth consecutive contest in double figures and his seventh game with at least 20 points. Shannon also registered three assists.

RJ Melendez added 10 points, his fifth double-digit scoring performance, and grabbed four rebounds.

The Illini forced 17 turnovers, their highest mark in conference action this season, and they scored 18 points off those takeaways.

Illinois grabbed 14 offensive rebounds and tallied 13 second-chance points, while the hosts made 11 steals and capitalized with 11 fast-break points.

GAME 20

ILLINOIS 69, OHIO STATE 60

JAN. 24, 2023 // STATE FARM CENTER // CHAMPAIGN, ILL.



Official Basketball Box Score - Final

Ohio State at Illinois

01/24/23 State Farm Center, Champaign, Ill.
2022-23 Men's Basketball

Game Time: 6:00 PM

Game Duration: 2:03

Attendance: 15,544

Officials: Paul Szlez, Kelly Pfeifer, Edwin Young

Ohio State - 60

Record: 11-9 (3-6)

NO.	Name	Min	FG	3P	FT	Rebounds	Fouls	TP	AS	TO	ST	Blocks	BS	BA	+/-
			M-A	M-A	M-A	OR DR TOT	PF FD								
10	Brice Sensabaugh	24:20	5-13	0-2	4-7	2 2 4	2 5 14	1	1	0	0	4	-5		
23	Zed Key	23:18	2-8	0-1	4-5	1 2 3	5 6 8	1	2	1	1	0	-7		
2	Bruce Thornton	27:36	3-7	1-2	1-2	0 1 1	2 2 8	0	1	1	0	0	-7		
4	Sean McNeil	32:37	2-6	1-2	2-2	1 4 5	0 1 7	3	1	0	0	0	-5		
13	Isaac Likekele	25:28	2-8	0-0	1-4	1 4 5	1 3 5	2	1	1	0	2	-16		
14	Justice Sueing	21:00	6-11	1-2	0-0	2 2 4	3 1 13	0	0	0	1	0	-3		
0	Tanner Holden	06:18	0-2	0-0	0-0	0 0 0	1 0 0	0	0	0	0	0	-10		
3	Eugene Brown III	08:27	1-1	0-0	0-0	0 0 0	2 0 0	2	0	0	0	0	-11		
1	Roddy Gayle Jr.	18:23	1-4	1-1	0-0	1 0 1	0 2 3	1	0	3	0	0	-11		
34	Felix Okpara	12:33	0-0	0-0	0-0	0 1 1	0 0 0	0	0	0	1	0	-6		
Team						2 4 6	0 0	0	0						
Totals			22-60	4-10	12-20	10 20 30	16 20	60	8	6	6	3	6	-9	

Technical Fouls: NONE

Shooting By Period		
1st FG%	10-32	31.3%
3PT%	3-8	37.5%
FT%	3-6	50%
2nd FG%	12-28	42.9%
3PT%	1-2	50.0%
FT%	9-14	64.3%
GM FG%	22-60	36.7%
3PT%	4-10	40.0%
FT%	12-20	60.0%

Dead Ball Rebounds: 5, 0

Illinois - 69

Record: 14-6 (5-4)

NO.	Name	Min	FG	3P	FT	Rebounds	Fouls	TP	AS	TO	ST	Blocks	BS	BA	+/-
			M-A	M-A	M-A	OR DR TOT	PF FD								
24	Matthew Mayer	26:58	3-9	2-6	4-5	2 6 8	5 4 12	0	2	0	2	1	7		
33	Coleman Hawkins	36:34	5-10	1-6	0-0	4 5 9	1 4 11	6	1	1	3	0	13		
42	Dain Dainja	13:21	3-5	0-0	0-0	1 3 4	4 0 6	1	1	1	0	1	-2		
0	Terrence Shannon Jr.	36:21	4-10	0-3	9-9	3 4 7	1 6 17	3	1	1	0	1	14		
3	Jayden Epps	31:26	5-13	2-8	2-2	0 2 2	1 1 14	1	2	0	0	0	3		
15	RJ Melendez	30:28	1-6	0-3	1-2	0 3 3	2 1 3	0	0	0	0	0	13		
1	Sencire Harris	06:57	0-2	0-0	0-0	0 1 1	2 0 0	0	1	0	0	0	3		
20	Ty Rodgers	15:33	2-3	0-0	0-0	3 5 8	3 0 4	1	2	1	0	0	-6		
12	Brandon Lieb	02:22	1-1	0-0	0-0	0 0 0	1 0 2	0	1	0	1	0	0		
Team						1 1 2	0 2	0	2						
Totals			24-59	5-28	16-18	14 30 44	20 16	69	13	12	4	6	3	9	

Technical Fouls: NONE

Shooting By Period		
1st FG%	10-22	45.5%
3PT%	3-13	23.1%
FT%	11-13	84.6%
2nd FG%	14-37	37.8%
3PT%	2-15	13.3%
FT%	5-5	100%
GM FG%	24-59	40.7%
3PT%	5-28	17.9%
FT%	16-18	88.9%

Dead Ball Rebounds: 3, 1

	OSU	ILL
Biggest lead	4 (1 st 15:28)	17 (2 nd 15:18)
Best Scoring Run	8 (2 nd 0:04)	10 (2 nd 15:18)
Lead Changes	2	
Times Tied	1	
Time with Lead	03:37	34:24

Points from	OSU	ILL
Turnovers	16	11
Paint	32	38
Second Chance	7	13
Fast Breaks	1	16
Bench	18	9

Period by Period Scoring			
	1st	2nd	TOT
OSU	26	34	60
ILL	34	35	69

Game 20 Recap — Illinois 69, Ohio State 60

Illinois brought the energy from start to finish in a bounce-back 69-60 win against Ohio State at State Farm Center.

Terrence Shannon Jr. scored a game-high 17 points, including 12 in the first half. Shannon made all nine of his free-throw attempts, grabbed seven rebounds, dished out three assists, and notched one steal.

Jayden Epps made the second start of his career, recording 14 points, his 13th game with double-digit points this season.

Coleman Hawkins registered 11 points, nine rebounds, six assists, and a team-high three blocks, and Matthew Mayer hit two 3-pointers en route to 12 points with eight rebounds with two blocks.

Both teams registered early 7-0 runs, though the Illini led by four halfway through the opening frame after holding the Buckeyes without a field goal for nearly six minutes. With six minutes to play in the first half, Illinois extended its advantage to double digits, using an 11-2 run to extend its lead to 11 points.

The Illini returned from halftime with lots of energy and took advantage of strong defense to open the frame with two straight baskets. Ohio State cut its deficit to single digits, but Illinois did not let that last long, using a 10-0 run that featured two Epps 3-pointers and two Dain Dainja baskets to send State Farm Center into a frenzy and push their lead to 48-31 with 15 minutes to play.

Illinois continued to battle, using an 8-3 run to push its advantage back up to double digits. Holding the Buckeyes without a field goal for over five minutes, the Illini used dunks from Hawkins and Ty Rodgers to take a 16-point lead with six minutes remaining.

Illinois still led by 17 at the final media timeout before a late Buckeyes push trimmed the final margin to nine.

2022-23 STATISTICS – BIG TEN GAMES



2022-23 Illinois Men's Basketball Combined Team Statistics In Conference games

Game Records

Record	Overall	Home	Away	Neutral
ALL GAMES	5-4	3-2	2-2	0-0
CONFERENCE	5-4	3-2	2-2	0-0
NON-CONFERENCE	0-0	0-0	0-0	0-0

Score by Periods

Team	1st	2nd	OT	TOT
Illinois	298	329	0	627
Opponents	307	296	0	603

Team Box Score

No.	Player				Total		3-Point		F-Throw		Rebounds															
		GP-GS	MIN	AVG	FG-FGA	FG%	3FG-3FGA	3FG%	FT-FTA	FT%	OFF	DEF	TOT	AVG	PF	DQ	A	TO	BLK	STL	PTS	AVG				
0	SHANNON JR., Terrence	9-9	296:37	33.0	48-112	.429	10-39	.256	46-58	.793	13	37	50	5.6	19	1	28	19	4	12	152	16.9				
24	MAYER, Matthew	9-9	231:01	25.7	32-80	.400	16-45	.356	23-27	.852	8	37	45	5.0	27	2	8	10	17	5	103	11.4				
33	HAWKINS, Coleman	9-9	301:58	33.6	38-85	.447	15-44	.341	5-9	.556	19	34	53	5.9	19	0	24	16	9	5	96	10.7				
42	DAINJA, Dain	9-7	193:56	21.5	33-53	.623	0-0	.000	11-24	.458	19	33	52	5.8	21	0	6	11	13	4	77	8.6				
3	EPPS, Jayden	9-1	222:17	24.7	31-76	.408	9-28	.321	5-6	.833	2	18	20	2.2	19	1	14	14	4	6	76	8.4				
55	CLARK, Skyy	3-2	83:43	27.9	7-19	.368	4-12	.333	1-2	.500	2	11	13	4.3	5	0	6	6	1	0	19	6.3				
15	MELENDEZ, RJ	9-2	212:59	23.7	20-48	.417	7-24	.292	6-10	.600	8	23	31	3.4	14	0	9	7	2	5	53	5.9				
20	RODGERS, Ty	9-0	109:11	12.1	11-22	.500	0-0	.000	2-6	.333	13	20	33	3.7	10	0	4	4	2	3	24	2.7				
1	HARRIS, Sencire	9-6	125:01	13.9	9-29	.310	1-8	.125	0-2	.000	4	11	15	1.7	13	0	9	2	1	9	19	2.1				
12	LIEB, Brandon	5-0	16:33	3.3	3-4	.750	0-0	.000	0-1	.000	1	1	2	0.4	4	0	1	2	2	0	6	1.2				
22	WARDEN, Paxton	3-0	02:52	1.0	1-1	1.000	0-0	.000	0-0	.000	0	0	0	0.0	0	0	0	0	0	0	2	0.7				
5	REDD, AJ	2-0	01:55	1.0	0-1	.000	0-0	.000	0-0	.000	0	0	0	0.0	0	0	0	0	0	0	0	0.0				
25	PERRIN, Zacharie	1-0	01:57	2.0	0-0	.000	0-0	.000	0-2	.000	0	0	0	0.0	1	0	0	0	0	0	0	0.0				
Team											10	8	18					6								
Total		9	1800		233-530	.440	62-200	.310	99-147	.673	99	233	332	36.9	152	4	109	97	55	49	627	69.7				
Opponents		9	1800		221-517	.427	50-147	.340	111-162	.685	83	216	299	33.2	149	1	91	91	24	49	603	67.0				

Team Statistics

	ILLINI	OPP
Scoring	627	603
Points per game	69.7	67.0
Scoring margin	+2.7	-
Field goals-att	233-530	221-517
Field goal pct	.440	.427
3 point fg-att	62-200	50-147
3-point FG pct	.310	.340
3-pt FG made per game	6.9	5.6
Free throws-att	99-147	111-162
Free throw pct	.673	.685
F-Throws made per game	11.0	12.3
Rebounds	332	299
Rebounds per game	36.9	33.2
Rebounding margin	+3.7	-
Assists	109	91
Assists per game	12.1	10.1
Turnovers	97	91
Turnovers per game	10.8	10.1
Turnover margin	-0.7	-
Assist/turnover ratio	1.1	1.0
Steals	49	49
Steals per game	5.4	5.4
Blocks	55	24
Blocks per game	6.1	2.7
Winning streak	1	-
Home win streak	1	-
Attendance	77720	46049
Home games-Avg/Game	5-15544	4-11512
Neutral site-Avg/Game	-	0-0

Team Results

Date	Opponent		Score	Att.
12/02/2022	at Maryland	L	66-71	16380
12/10/2022	Penn St.	L	59-74	15544
01/04/2023	at Northwestern	L	60-73	7039
01/07/2023	Wisconsin	W	79-69	15544
01/10/2023	at Nebraska	W	76-50	12756
01/13/2023	Michigan St.	W	75-66	15544
01/16/2023	at Minnesota	W	78-60	9874
01/19/2023	Indiana	L	65-80	15544
01/24/2023	Ohio St.	W	69-60	15544

2022-23 STATISTICS – ALL GAMES



2022-23 Illinois Men's Basketball Combined Team Statistics All games

Game Records

Record	Overall	Home	Away	Neutral
ALL GAMES	14-6	10-2	2-2	2-2
CONFERENCE	5-4	3-2	2-2	0-0
NON-CONFERENCE	9-2	7-0	0-0	2-2

Score by Periods

Team	1st	2nd	OT	TOT
Illinois	731	769	17	1517
Opponents	631	645	10	1286

Team Box Score


No.	Player				Total		3-Point		F-Throw		Rebounds											
		GP-GS	MIN	AVG	FG-FGA	FG%	3FG-3FGA	3FG%	FT-FTA	FT%	OFF	DEF	TOT	AVG	PF	DQ	A	TO	BLK	STL	PTS	AVG
0	SHANNON JR., Terrence	20-20	637:03	31.9	109-243	.449	35-106	.330	107-137	.781	32	79	111	5.6	34	2	63	45	9	27	360	18.0
24	MAYER, Matthew	20-20	462:12	23.1	72-169	.426	36-98	.367	31-40	.775	21	75	96	4.8	51	2	23	21	27	18	211	10.6
42	DAINJA, Dain	20-8	391:37	19.6	86-123	.699	0-0	.000	30-61	.492	46	70	116	5.8	42	0	11	31	28	17	202	10.1
33	HAWKINS, Coleman	20-20	613:30	30.7	73-164	.445	26-83	.313	22-35	.629	41	82	123	6.2	33	0	67	54	23	19	194	9.7
3	EPPS, Jayden	20-2	502:17	25.1	72-168	.429	28-79	.354	19-23	.826	4	38	42	2.1	35	1	31	27	6	14	191	9.6
55	CLARK, Skyy	13-12	317:39	24.4	30-73	.411	15-45	.333	16-23	.696	6	42	48	3.7	36	1	27	27	2	7	91	7.0
15	MELENDEZ, RJ	20-11	433:12	21.7	44-116	.379	18-68	.265	22-28	.786	17	48	65	3.3	30	0	15	23	8	17	128	6.4
1	HARRIS, Sencire	20-7	288:13	14.4	33-81	.407	10-31	.323	3-15	.200	14	27	41	2.1	29	0	19	10	7	19	79	4.0
20	RODGERS, Ty	20-0	295:22	14.8	19-42	.452	0-1	.000	5-16	.313	24	43	67	3.4	29	0	18	15	3	8	43	2.2
12	LIEB, Brandon	12-0	47:43	4.0	7-12	.583	0-0	.000	1-5	.200	5	9	14	1.2	14	1	2	5	7	0	15	1.3
22	WARDEN, Paxton	10-0	14:35	1.5	1-4	.250	0-3	.000	0-0	.000	0	0	0	0.0	0	0	0	2	1	0	2	0.2
2	SERVEN, Connor	5-0	19:18	3.9	0-1	.000	0-1	.000	1-2	.500	1	3	4	0.8	2	0	0	2	0	1	1	0.2
25	PERRIN, Zacharie	1-0	01:57	2.0	0-0	.000	0-0	.000	0-2	.000	0	0	0	0.0	1	0	0	0	0	0	0	0.0
5	REDD, AJ	2-0	01:55	1.0	0-1	.000	0-0	.000	0-0	.000	0	0	0	0.0	0	0	0	0	0	0	0	0.0
Team											31	25	56					9				
Total		20	4027		546-1197	.456	168-515	.326	257-387	.664	242	541	783	39.2	336	7	276	271	121	147	1517	75.9
Opponents		20	4025		467-1164	.401	109-345	.316	243-352	.690	202	465	667	33.4	365	7	217	286	53	140	1286	64.3

Team Statistics

	ILLINI	OPP
Scoring	1517	1286
Points per game	75.9	64.3
Scoring margin	+11.6	-
Field goals-att	546-1197	467-1164
Field goal pct	.456	.401
3 point fg-att	168-515	109-345
3-point FG pct	.326	.316
3-pt FG made per game	8.4	5.5
Free throws-att	257-387	243-352
Free throw pct	.664	.690
F-Throws made per game	12.9	12.2
Rebounds	783	667
Rebounds per game	39.2	33.4
Rebounding margin	+5.8	-
Assists	276	217
Assists per game	13.8	10.9
Turnovers	271	286
Turnovers per game	13.6	14.3
Turnover margin	+0.8	-
Assist/turnover ratio	1.0	0.8
Steals	147	140
Steals per game	7.4	7.0
Blocks	121	53
Blocks per game	6.1	2.7
Winning streak	1	-
Home win streak	1	-
Attendance	178819	46049
Home games-Avg/Game	12-14902	4-11512
Neutral site-Avg/Game	-	4-13166

Team Results

Date	Opponent		Score	Att.
11/07/2022	Eastern Ill.	W	87-57	14543
11/11/2022	Kansas City	W	86-48	15331
11/14/2022	Monmouth	W	103-65	13772
11/18/2022	vs UCLA	W	79-70	8707
11/20/2022	vs Virginia	L	61-70	7678
11/25/2022	Lindenwood	W	92-59	12552
11/29/2022	Syracuse	W	73-44	15544
12/02/2022	at Maryland	L	66-71	16380
12/06/2022	vs Texas	Wot	85-78	17828
12/10/2022	Penn St.	L	59-74	15544
12/17/2022	Alabama A&M	W	68-47	13813
12/22/2022	vs Missouri	L	71-93	18452
12/29/2022	Bethune-Cookman	W	85-52	15544
01/04/2023	at Northwestern	L	60-73	7039
01/07/2023	Wisconsin	W	79-69	15544
01/10/2023	at Nebraska	W	76-50	12756
01/13/2023	Michigan St.	W	75-66	15544
01/16/2023	at Minnesota	W	78-60	9874
01/19/2023	Indiana	L	65-80	15544
01/24/2023	Ohio St.	W	69-60	15544




TERRENCE SHANNON JR.
SR. / G / 6-6 / 215
CHICAGO, ILL.
TEXAS TECH




SENCIRE HARRIS
FR. / G / 6-4 / 160
CANTON, OHIO
ST. VINCENT-ST. MARY



CONNOR SERVEN
JR. / F / 6-9 / 235
PRAIRIE CITY, ILL.
ST. RITA



JAYDEN EPPS
FR. / G / 6-2 / 190
NORFOLK, VA.
COMBINE ACADEMY (N.C.)




LUKE GOODE
SO. / G / 6-7 / 210
FORT WAYNE, IND.
HOMESTEAD



BRANDON LIEB
JR. / C / 7-0 / 220
DEERFIELD, ILL.
DEERFIELD



RJ MELENDEZ
SO. / G / 6-7 / 205
ARECIBO, PUERTO RICO
CENTRAL POINTE
CHRISTIAN (FLA.)



TY RODGERS
FR. / G/F / 6-6 / 200
SAGINAW, MICH.
THORNTON TOWNSHIP (ILL.)



PAXTON WARDEN
FR. / G / 6-4 / 180
GLEN ELLYN, ILL.
GLENBARD WEST



MATTHEW MAYER
GR. / G/F / 6-9 / 225
AUSTIN, TEXAS
BAYLOR



COLEMAN HAWKINS
JR. / F / 6-10 / 225
SACRAMENTO, CALIF.
PROLIFIC PREP



DAIN DAINJA
SO. / F / 6-9 / 270
BROOKLYN PARK, MINN.
BAYLOR



SKYY CLARK
FR. / G / 6-3 / 200
LOS ANGELES, CALIF.
MONTVERDE ACADEMY (FLA.)



BRAD UNDERWOOD
HEAD COACH
6TH YEAR AT ILLINOIS
10TH YEAR OVERALL



GEOFF ALEXANDER
ASSISTANT COACH
6TH YEAR AT ILLINOIS



TIM ANDERSON
ASSISTANT COACH
2ND YEAR AT ILLINOIS



CHESTER FRAZIER
ASSISTANT COACH
2ND YEAR AT ILLINOIS

