

M 2022-23 MARYLAND MEN'S BASKETBALL

GAME 20 VS. WISCONSIN | JAN. 25, 2023 | 7 PM | XFINITY CENTER | BTN

2022-23 SCHEDULE

NOVEMBER

Date	Day	UMD	Opponent	TV	Time/Result
7	Mon		NIAGARA	B1G+	W, 71-49
10	Thu		WESTERN CAROLINA	B1G+	W, 71-51
15	Tue		BINGHAMTON	BTN	W, 76-52
19	Sat		vs. Saint Louis ¹	ESPNNews	W, 95-67
20	Sun		vs. Miami (FL) ¹	ESPN	W, 88-70
25	Fri	[23]	COPPIN STATE	B1G+	W, 96-79
29	Tue	[22]	at Louisville ^{ACC/B1G}	ESPN2	W, 79-54

DECEMBER

Date	Day	UMD	Opponent	TV	Time/Result
2	Fri	[22]	#16 ILLINOIS*	BTN	W, 71-66
6	Tue	[13]	at RV Wisconsin*	ESPN2	L, 59-64
11	Sun	[13]	vs. #7 Tennessee ²	FS1	L, 53-56
14	Wed	[20]	#16 UCLA	FS1	L, 60-87
22	Thu	[23]	SAINT PETER'S	BTN	W, 75-45
29	Thu	[21]	UMBC	ESPNU	W, 80-64

JANUARY

Date	Day	UMD	Opponent	TV	Time/Result
1	Sun	[21]	at Michigan*	FS1	L, 46-81
5	Thu		at Rutgers*	BTN	L, 50-64
8	Sun		#24 OHIO STATE*	ESPN	W, 80-73
15	Sun		at Iowa*	BTN	L, 67-81
19	Thu		MICHIGAN*	ESPN	W, 64-58
22	Sun		at #3 Purdue*	FS1	L, 55-58
25	Wed		RV WISCONSIN*	BTN	7 PM
28	Sat		NEBRASKA*	BTN	4:30 PM
31	Tue		RV INDIANA*	ESPN/2	9 PM

FEBRUARY

Date	Day	UMD	Opponent	TV	Time/Result
4	Sat		at Minnesota*	BTN	9 PM
7	Tue		at RV Michigan State*	ESPN/2	9 PM
11	Sat		PENN STATE*	BTN	12 PM
16	Thu		#1 PURDUE*	BTN	6:30 PM
19	Sun		at Nebraska*	FS1	5 PM
22	Wed		MINNESOTA*	BTN	7 PM
26	Sun		NORTHWESTERN*	BTN	12 PM

MARCH

Date	Day	UMD	Opponent	TV	Time/Result
1	Wed		at Ohio State*	BTN	7 PM
5	Sun		at Penn State*	BTN	12 PM

All Times EST; Home games at XFINITY Center in BOLD CAPS; 1 - 2022 Basketball Hall of Fame Tip-Off (Uncasville, CT); 2 - Barclays Center, Brooklyn, NY; * Indicates Big Ten Conference Game; [xx] indicates Maryland's AP ranking

MEDIA CONTACTS

Primary Contact: John Sinnett
Assistant AD - Strategic Communications & Content Dev.
Email / Phone: jsinnett@umd.edu / (c) 413-687-2237

Secondary Contact: Sam Allard
Strategic Communications Assistant
Email / Phone: sallard2@umd.edu / (c) 603-581-6244

THE MATCHUP



MARYLAND TERRAPINS

2022-23 Record: 12-7 (3-5 B1G), NCAA NET: 45
Head Coach: Kevin Willard (Pittsburgh '97)
Years / Record at UMD: 1st / 12-7 (.632)
Overall Years / Record: 16th / 282-217 (.565)

Top Scorer: Young / 15.5 ppg / 295 pts
Top Rebounder: Reese / 6.7 rpg / 120 rebs
Top Assists: Young / 3.0 apg / 57 ast
Top Blocks: Scott / 1.0 bpg / 19 blocks

VS



RV WISCONSIN BADGERS

2022-23 Record: 12-6 (4-4 B1G), NCAA NET: 66
Head Coach: Greg Gard (Wisconsin-Platteville '95)
Years / Record at UW: 8th / 156-84 (.652)
Overall Years / Record: Same

Top Scorer: Wahl / 12.8 ppg / 192 pts
Top Rebounder: Crawl / 6.9 rpg / 125 reb
Top Assists: Hepburn / 3.3 apg / 61 ast
Top Blocks: Crawl / 0.6 bpg / 11 blocks

COVERAGE

Radio: Johnny Holliday (pxp), Chris Knoche (analyst), Walt Williams (analyst), Tom Marchitto (engineer)
Maryland Sports Network One Maryland App, WJZ-FM 105.7 (Baltimore), The TEAM 980 AM (D.C.)

TV: Brandon Gaudin (pxp), Stephen Bardo (analyst)
Streaming: www.foxsports.com
Sirius XM: Channel 372

SERIES INFORMATION

Overall Record	Wisconsin leads 13-7	Longest Maryland Streak	Won 2
Home / Away / Neutral	4-4 / 2-6 / 1-3	Longest Wisconsin Streak	Won 3
Willard vs. Wisconsin	0-2	Largest Maryland Win	3/17/02 - 87-57 (+30)
Current Streak	Wisconsin won 3	Largest Wisconsin Win	2/13/16 - 70-57 (+13)
Last Meeting	12/13/22 - L, 59-64		

RIGHT HERE, RIGHT NOW

WHERE WE ARE ...

- ▶ After nearly pulling off an upset at No. 3 Purdue on Sunday, Maryland returns to the XFINITY Center to host a key three-game home stand starting Wednesday against Wisconsin. The Terps are 9-1 this year at home including ranked wins over Illinois and Ohio State.
- ▶ Maryland enters the game at No. 45 in the current NCAA NET rankings with two Quad 1 wins (Miami, Ohio State) and two Quad 2 wins (Illinois, Saint Louis). A total of 13 games for the Terps are currently Quad 1. The Terps currently hold the 17th-hardest Strength of Schedule according to KenPom.com.

WHERE WE'VE BEEN ...

- ▶ After starting the year 8-0, Maryland has gone 4-7 in one of its most challenging stretches of the season. Six of those losses have been on the road, while three were against top-20 teams (No. 7 Tennessee, No. 16 UCLA, No. 3 Purdue). The Terps have been as high as No. 6 in the NET and as high as No. 13 in the AP Top 25 Poll.
- ▶ Maryland improved to 8-0 for the first time since 2019-20 and the 10th time overall after its win over No. 16 Illinois. Two of Maryland's losses came by an average of four points against Wisconsin (now No. 14 in the AP Poll) and Tennessee (now No. 8 in the AP Poll).
- ▶ Maryland was one of 12 remaining unbeaten teams in the country and one of two (Purdue) in the Big Ten.
- ▶ For just the second time in school history, Maryland started the season with seven straight 15-plus point wins - the other season being the 1998-99 campaign.

WILLARD'S EARLY MILESTONES

- ▶ Kevin Willard became the first coach in Maryland history to start 8-0 in his first season. He also became the first coach in program history to have Maryland ranked nationally during a coach's first season.
- ▶ Before the loss at Wisconsin, Willard was one of just three current head coaches in their first year with a program to remain unbeaten this season alongside Mississippi State's Chris Jans & Missouri's Dennis Gates.
- ▶ Willard is also the first coach in Big Ten history to win each of the first seven games of his tenure by at least 15 points.

SCHEDULING AMONG THE BEST IN THE NATION

- ▶ Maryland's schedule this year has been among the toughest in the nation. The Terps are just one of two teams to play three programs in the Top 5 of the NCAA Net Ratings and the Top 5 in the KenPom ratings - Kentucky being the other.
- ▶ The Terps have faced Tennessee (#2 in NET / #2 in KenPom), Purdue (#4 / #5), and UCLA (#5 / #4). Kentucky played Tennessee and UCLA as well, while also facing Alabama (#3 / #3).
- ▶ Maryland has the No. 19 toughest overall Strength of Schedule according to Ken Pom and the No. 1 Big Ten conference schedule.
- ▶ A major part of the schedule came during the non-conference slate where the Terps played three ranked opponents in December - just the fourth time in program history to have such a stretch.

2022-23 ROSTER



No.	Name	Pos.	Ht.	Wt.	Cl.	Hometown/High School (Previous School)	Instagram	Twitter
0	Don Carey	G	6-5	187	Gr.	Upper Marlboro, MD / Frederick Douglass / Mount St. Mary's / Siena / Georgetown	donc.13	doncareyjr
1	Jahmir Young	G	6-1	185	Gr.	Upper Marlboro, MD / DeMatha Catholic / Charlotte	jahm1ryoung	Flyymir
2	Jahari Long	G	6-5	200	Jr.	Houston, TX / Episcopal / Seton Hall	jbooqi	jahari2
10	Julian Reese	F	6-9	230	So.	Baltimore, MD / St. Frances Academy	shifty_ju	reese10julian
11	Noah Batchelor	G/F	6-6	185	Fr.	Frederick, MD / Glenelg Country School / IMG Academy (Fla.)	noahbatchelor	noah_batchelor
12	Pavlo Dziuba	F	6-8	235	Jr.	Kyiv, Ukraine / Basquet / Arizona State	dz1ub	dz1ub1
13	Hakim Hart	G	6-8	205	Sr.	Philadelphia, PA / Roman Catholic	hakimhart13	keem_3
15	Patrick Emilien	F	6-7	210	Gr.	Toronto, Ontario / John Polanyi Collegiate Institute / Western Michigan / St. Francis (N.Y.)	patrick_emi	patrick_emi
20	Ike Cornish	G/F	6-6	190	R-Fr.	Baltimore, MD / Legacy Charter	ikecornish	ikecornish
23	Ian Martinez	G	6-3	185	Jr.	Heredia, Costa Rica / JSerra Catholic / Utah	ian_martinez22	ianJumaine
24	Donta Scott	F	6-8	205	Sr.	Philadelphia, PA / Imhotep Charter	donta_4	
30	Carson Dick	G	6-2	175	Jr.	Glenelg, MD / Glenelg / Howard CC	carson.dickk	
31	Arnaud Revaz	F	6-10	230	Jr.	Sion, Switzerland / Bourg-en-Brasse Academie	revazarnaud	ArnaudRevaz
32	Brett Karkus	G	6-4	185	So.	Hewlett, NY / Berkshire School	BrettKarkus	BrettKarkus
35	Caelum Swanton-Rodger	C	6-11	220	Fr.	Calgary, Alberta / Edge School	r.caelum	caelumswanton
40	RJ Floyd	G	6-3	165	So.	Upper Marlboro, MD / Dr. Henry A. Wise, Jr.	Floydfor3	Floydfor3

Head Men's Basketball Coach: Kevin Willard (1st season at Maryland / 16th as Head Coach)

Assistant Men's Basketball Coach: Tony Skinn

Assistant Men's Basketball Coach: David Cox

Assistant Men's Basketball Coach: Grant Billmeier

Director of Basketball Operations: Greg Manning Jr.

Director of Basketball Performance: Kyle Tarp

Coordinator of Basketball Operations: Charlie Butler

Director of Player Personnel: Tevon Saddler

Video Coordinator: Brenton Petty

Assistant Coordinator: Chris Robinson

PRONUNCIATIONS

#12 Pavlo Dziuba	pah-vlo ZOO-ba
#13 Hakim Hart	"ha-keem"
#15 Patrick Emilien	"eh-million"
#24 Donta Scott	"Don-tay"
#31 Arnaud Revaz	"Ar-no REE-vahz"
#35 Caelum Swanton-Rodger	"CAL-um"

QUICK FACTS

Location	College Park, Md.
Conference	Big Ten
Enrollment	40,709
Founded	1856
Colors	Red, White, Black, Gold
Nickname	Terrapins, Terps
Arena (Capacity)	XFINITY Center (17,950)
President	Dr. Darryll J. Pines (California '86)
Athletics Director	Damon Evans (Georgia '92)
2021-22 Overall Record	15-17
2021-22 Big Ten Record	7-13 (T10th)
2022 Big Ten Tournament Finish	2nd Round
Postseason Finish	-

First Year of Basketball:	1910-11
Overall All-Time Record:	1,637-1,117 (.593) / 104th Year
NCAA Tournament Appearances/Last:	29 / 2021
National Championships:	1 (2002)
NCAA Final Fours:	2 (2001, 2002)
NCAA Elite Eights:	4 (1973, 1975, 2001, 2002)
NCAA Sweet 16:	14
	(1958, 1973, 1975, 1980, 1984, 1985, 1994, 1995, 1998, 1999, 2001, 2002, 2003, 2016)
Conference Championships:	11
	Tournament (4) — 1931, 1958, 1984, 2004;
	Regular Season (7) — T-1932, 1975, 1980, T-1995, 2002, T-2010, T-2020)

SCOTT REACHES 1,000 POINTS; ECLIPSES 500 BOARDS

- ▶ Donta Scott became the 59th player in program history to reach 1,000 points in the win over Miami. He scored 24 points in that game and now has 1,150 career points. He is also the 17th Terp to post 1,000 points and 500 rebounds in a career. Through 113 career games he now has 608 rebounds.
- ▶ Darryl Morsell (1,090 points / 510 rebounds / 2018-21) and Anthony Cowan (1,881 points / 508 rebounds / 2017-20) were the most recent Terps to post 1,000/500.
- ▶ Scott is now 42nd all-time in scoring and needs four points to move past Buck Williams (1978-81) for 41st. He needs eight more boards to surpass Gary Ward (1963-66) for 27th in career rebounds.

CAREER SCORING LEADERS

38.	1180	Mike Jones (128 games)	2003-07
39.	1172	Obinna Ekezie (118 games)	1995-99
40.	1161	Maurice Howard (112 games)	1972-76
41.	1153	Buck Williams (85 games)	1978-81
42.	1150	Donta Scott (113 games)	2019-pr.
43.	1139	Steve Blake (138 games)	1999-03

CAREER REBOUNDING LEADERS

23.	636	Herman Veal (103 games)	1980-84
24.	634	Evers Burns (113 games)	1989-93
25.	629	Lawrence Boston (82 games)	1975-78
26.	628	Travis Garrison (125 games)	2002-06
27.	615	Gary Ward (65 games)	1963-66
28.	608	Donta Scott (113 games)	2019-pr.

FEAR THE JAHMIR

- ▶ Entering the season, many questioned Jahmir Young's ability to translate his scoring from C-USA to Power 5 play. Young's response has been a team-best 15.5 points and 3.0 assists per game. This season, he has a five 20-point games including a season-high 30 against No. 24 Ohio State. In Big Ten play, Young has been magnificent averaging 18.1 points and 5.3 rebounds. He is also the third-leading rebounder (4.9) and has the fourth-most blocked shots (10) on the team.
- ▶ Young is the nation's 12th-ranked active career scorer with at 16.5 point per game average and the 40th ranked player in overall points (1,716).

YOUNG'S DOUBLE-DOUBLE VS. OHIO STATE

- ▶ Jahmir Young posted his first double-double (7th of his career) as a Terp with 30 points and 11 rebounds against No. 24 Ohio State. He became the first Maryland guard since Greivis Vasquez to post a 30-point, 10-rebound game. Vasquez had a triple-double with 35 points, 11 rebounds, and 10 assists against North Carolina on Feb. 21, 2009.
- ▶ The 30 points tied Young's career high and were his most points as a Terp, while the 11 boards were one shy of matching his career-best total.
- ▶ Young is the first Maryland guard to post a points/rebounds double-double since Eric Ayala had 26 points and 11 rebounds against Northwestern on Jan. 12, 2022. Dating back to 2010-11, Young's performance was just the 23rd time a Maryland guard had a double-double in points and rebounds (Aaron Wiggins had the most at six for his career).

NO SOPHOMORE SLUMP FOR REESE

- ▶ Julian Reese has shown fans he can be an impact player for the Terps as he's scored in double figures in seven games including a career-high 24 points against Coppin State. Against Western Carolina, he posted his first career double-double with 19 points and a career-high 12 rebounds.
- ▶ He had his best Big Ten outing going toe-to-toe with Purdue's Player of the Year favorite Zach Edey where Reese scored 19 points on 8-of-11 shooting while adding three rebounds and committing zero turnovers.
- ▶ On the year, Reese is fourth on the team in scoring at 10.3 points and leads the Terps in rebounds (6.7).
- ▶ Against Coppin State, Reese hit nine straight field goals (one shy of tying the program record). Between his freshman and sophomore seasons, Reese has increased his scoring output by over four points, has increased his rebounding productivity (6.7 versus 4.4), and has increased his field goal percentage (.636 versus .456).

CAREY STARTING TO HEAT UP

- ▶ Over the last seven games, Don Carey has begun to get his sharp-shooting rhythm back. In that stretch, Carey has hit 14-of-38 (.368) from beyond the arc. If you take out an 0-for-8 effort at Michigan in those seven games, Carey's is converting at .467 in the other six games (UMBC, Rutgers, Ohio State, Iowa, Michigan at home, Purdue).
- ▶ Carey tied his career-best total with five triples against UMBC going 5-of-7 to finish with a season-high 19 points.
- ▶ He was 4-of-8 at Rutgers and 2-of-2 in the win over No. 24 Ohio State.

WINNING NUMBERS

- ▶ When Maryland wins, the Terps are averaging 78.8 points while allowing just 60.7 per game. Maryland is also averaging 17.2 made free throws and hold a +4.8 advantage in rebounds.
- ▶ The Terps are holding opponents to just .387 from the field and .283 from beyond the arc this season in wins.
- ▶ Maryland is 11-0 this season when leading at halftime (the Ohio State victory snapped a 14-game losing skid when trailing at the half) and 10-1 when committing fewer turnovers (turnovers were equal against Ohio State, only loss at #3 Purdue). The Terps are also 12-0 this year when leading with 5 minutes remaining in the game (15 straight).

ASSOCIATED PRESS POLL (JAN. 23, 2023)

RK	School	Record	Votes	Prev
1	Purdue* (39)	19-1	1527	3
2	Alabama (23)	17-2	1511	4
3	Houston	18-2	1333	1
4	Tennessee	16-3	1298	9
5	Kansas State	17-2	1254	13
6	Arizona	17-3	1195	11
7	Virginia	15-3	1160	10
8	UCLA	17-3	1155	5
9	Kansas	16-3	1117	2
10	Texas	16-3	980	7
11	TCU	15-4	875	14
12	Iowa State	14-4	817	12
13	Xavier	16-4	807	8
14	Gonzaga	16-4	784	6
15	Auburn	16-3	699	16
16	Marquette	16-5	600	20
17	Baylor	14-5	497	21
18	Charleston	20-1	445	18
19	Connecticut	16-5	372	15
20	Miami (FL)	15-4	328	17
21	FAU	17-1	271	24
22	Saint Mary's College	17-4	254	27
23	Providence	15-5	194	22
24	Clemson	16-4	169	19
25	New Mexico	17-2	156	29

USA TODAY COACHES POLL (JAN. 23, 2023)

RK	School	Record	Votes	Prev
1	Purdue* (24)	19-1	792	3
2	Alabama (8)	17-2	771	4
3	Houston	18-2	684	1
4	Tennessee	16-3	648	9
5	Kansas State	17-2	636	15
6	Virginia	15-3	623	10
7	UCLA	17-3	584	5
8	Arizona	17-3	574	11
9	Kansas	16-3	568	2
10	Texas	16-3	493	7
11	TCU	15-4	446	13
12	Xavier	16-4	441	8
13	Iowa State	14-4	405	12
14	Gonzaga	16-4	366	6
15	Marquette	16-5	306	18
16	Auburn	16-3	290	17
17	Baylor	14-5	256	22
18	Charleston	20-1	203	21
19	Miami (FL)	15-4	201	16
20	Connecticut	16-5	191	14
21	Providence	15-5	155	20
22	Saint Mary's College	17-4	139	24
23	Clemson	16-4	129	19
24	FAU	17-1	104	28
25	Duke	14-5	71	27

*Big Ten opponent • Bold are Terps' 2022-23 opponents

2022-23 BIG STANDINGS

Team	B1G	Pct.	Overall	Pct.	Streak
Purdue	8-1	.889	19-1	.950	W6
Rutgers	5-3	.625	13-6	.684	L1
Michigan	5-3	.625	11-8	.579	W1
Northwestern	4-3	.571	13-5	.722	W1
Michigan State	5-4	.556	13-7	.650	L1
Illinois	4-4	.500	13-6	.684	L1
Indiana	4-4	.500	13-6	.684	W3
Penn State	4-4	.500	13-6	.684	W1
Wisconsin	4-4	.500	12-6	.667	L1
Iowa	4-4	.500	12-7	.632	L1
Maryland	3-5	.375	12-7	.632	L1
Ohio State	3-5	.375	11-8	.579	W1
Nebraska	3-6	.333	10-10	.500	L1
Minnesota	1-7	.125	7-11	.389	L3

FOUR PLAYERS AVERAGING DOUBLE FIGURES

- ▶ Maryland features four players averaging double figures. Led by Jahmir Young's 15.5 points, Donta Scott is just behind at 11.8 per game. Hakim Hart (11.5) and Julian Reese (10.3) round out the quartet.
- ▶ Hart and Reese are both averaging career-best scoring totals this season.
- ▶ The win over Coppin State featured three scoring 20 points in a game for the first time in 20 years: Julian Reese (24), Hakim Hart (22), and Jahmir Young (21).

DYNAMIC DUO

- ▶ Maryland is 8-1 this year when Donta Scott and Jahmir Young combine for 30-or-more points. The pair combined for 37 against Miami (24 for Scott, 13 for Young). At Louisville they combined for 33 points, while against Illinois, they combined for 36 (24 from Young). They combined for a season-high 42 points in the win over Ohio State (30 from Young).

Scott/Young 30-Pt Games

Game	Scott	Young	Total
Niagara	18	14	32
Saint Louis	25	11	26
Miami	24	13	37
Coppin State	9	21	30
Louisville	18	15	33
Ohio State	12	30	42
Iowa	15	20	35
Michigan	9	26	35

REESE'S BIG NIGHT VS. COPPIN STATE

- ▶ With 24 points and 10 rebounds, Julian Reese notched his second double-double of the season.
- ▶ Reese came up one short of the school record for consecutive made field goals as he started the game 9-of-9 from the field before missing his first shot attempt of the second half. The school record of 10 consecutive made field goals is held by four different players with the last being Ryan Randle, who was 10-of-10 against Wagner on Jan. 4, 2003.

GETTING OFF ON THE RIGHT FOOT

- ▶ With an 16-point halftime lead against Saint Peter's, the Terps have held double-digit leads at intermission in seven games. The only games not up by at least 10 points at halftime was the season opener against Niagara (34-27), Illinois (41-34), UMBC (33-30), and Michigan (34-32).
- ▶ Maryland trailed at halftime against Ohio State (39-34) but came back to win in the second half snapped a 14-game losing skid when trailing at intermission.
- ▶ The Terps are 1-7 this year when trailing at halftime.

CONTROLLING THE BOARDS

- ▶ Maryland is 9-3 this year when outrebounding its opponent. The seven games where the Terps have not were against Illinois, Tennessee, Saint Peter's, Michigan, Iowa, MichiganI, and Purdue.
- ▶ Against Coppin State, Maryland translated its +13 advantage on the boards to a season high 26 second chance points. In the win over Saint Louis, the Terps had a 17-to-6 (+11) edge in second chance points which had previously been the season high before finishing +17 (26-to-9) against Coppin State.

DEFENSE TO OFFENSE

- ▶ Maryland is forcing 12.5 turnovers per game which has translated to 13.9 points off turnovers. Just under 20 percent of the Terps offense has been generated from turnovers.
- ▶ The season high for points off turnovers came against Saint Peter's with 24 points off 17 turnovers. Against Western Carolina, 17 turnovers led to 22 points. In the win at Louisville, the Terps had their third-highest turnover conversion of the season with 21 points.

JUMPING UP IN KEN POM

- ▶ The win over Saint Louis moved Maryland up 14 spots in the KenPom rankings. The Terps entered that weekend ranked No. 42 before jumping to No. 28 after the 28-point win.
- ▶ Following the win over Miami, Maryland moved up to No. 22 and then moved as high as No. 17 prior to the UCLA game. Entering the Wisconsin game, Maryland sits at No. 39.

5-0 START LEADS TO NATIONAL RANKING

- ▶ Maryland opened the season 5-0 for the first time since 2019-20, when the Terps started 10-0 on the way to the 2020 Big Ten Championship.
- ▶ At No. 23 in the Nov. 21 AP Poll, the Terps were ranked for the first time since week two of the 2021-22 season where Maryland was No. 20 in both the AP and Coaches Top 25 polls. It marked the 413th time Maryland has been ranked in the AP Poll dating back to 1953-54 and the 37th total year ranked in the poll overall. With the ranking, Willard also became the first coach in program history to lead the Terrapins to a national ranking within their first season at the helm.

LAST 8-0 START LED TO BIG TEN TITLE

- ▶ Maryland started 8-0 for the first time since 2019-20, when the Terps started 10-0 on the way to the 2020 Big Ten Championship. The Terps have started 8-0 a total of 6 times in program history. Before the 2019-20 season, Maryland last opened a year 8-0 in 2006-07. The other seasons include: 1998-99, 1996-97, 1975-76, and 1972-73.

TERPS PLAYED AHEAD EARLY

- ▶ In the first 320 game minutes of the season, Maryland trailed a total of 8 minutes, 7 seconds (8:07).
- ▶ The largest deficit of that stretch was three points against both Coppin State and Illinois. Illinois held the lead for a total of 4:44 seconds; prior to that, Maryland had only trailed a combined 3:23 through seven games.
- ▶ The Terps led wire-to-wire against Western Carolina, Binghamton, Saint Louis, and Louisville. Niagara's only lead of the game last 17 seconds, while Miami led the Terps for a total of 1-minute, 25 seconds.

CAREY FINDS HIS LUCK AT MOHEGAN

- ▶ In the first three games of the season, sharpshooter Don Carey was just 2-of-14 from beyond the arc; that changed at Mohegan Sun. In the wins over Saint Louis and Miami, Carey drilled 8-of-19 from deep averaging 14 points per game. Against the Billikens, he was 4-of-10 from beyond the arc while adding six rebounds and two assists. He followed that with 12 points (on four triples) to go with five rebounds.

Overall	12-7
In B1G Games	3-5
In Non-conference Games	9-2
At Home	9-1
Away	1-5
Neutral Sites	2-1
Day Games	3-2
Night Games	9-5
vs. Top 5 opponents	0-1
vs. Top 10 opponents	0-2
vs. Top 25 opponents	2-2
vs. unranked opponents	10-4
Leading at halftime	11-0
Trailing at halftime	1-7
Tied at halftime	0-0
Overtime	0-0
Shooting .500 or better	4-0
Shooting .451 to .499	5-1
Shooting .400 to .450	3-2
Shooting below .400	0-4
Opponent shooting .500 or better	1-3
Opponent shooting .451 to .499	1-1
Opponent shooting .400 to .450	4-1
Opponent shooting below .400	6-2
Higher FG% than opponent	10-1
Lower FG% than opponent	2-6
More 3-point FGs	6-5
Fewer 3-point FGs	5-2
Making more free throws	11-0
Making fewer free throws	1-7
Outrebounding opponent	9-3
Outrebounded by opponent	3-4
More turnovers than opponent	1-5
Fewer turnovers than opponent	10-1
Scoring more bench points	6-3
Scoring fewer bench points	5-4
Games decided by 3 or less	0-2
Games decided by 4 to 8	3-1
Games decided by 9 to 12	0-0
Games decided by 13 to 19	3-2
Games decided by 20 or more	6-2
Player scores 30+ points	1-0
Player scores 20+ points	7-1
Terps score under 60 points	0-5
Terps score 60-69 points	1-2
Terps score 70-79 points	6-0
Terps score 80-89 points	3-0
Terps score 90-99 points	2-0
Terps score 80+ points	4-0
Terps score 90+ points	2-0
Terps score 100+ points	0-0
Opp. player scores 30+ points	0-1
Opp. player scores 20+ points	3-2
Opponents score under 60 points	6-2
Opponents score 60-69 points	3-2
Opponents score 70-79 points	3-0
Opponents score 80-89 points	0-3
Opponents score 90-99 points	0-0
Opponents score over 100 points	0-0

TERPS WIN HALL OF FAME TIP-OFF; REGULAR-SEASON TOURNAMENT HISTORY

- ▶ After winning the Basketball Hall of Fame Tip-Off Tournament, Maryland has now won 33 regular-season tournaments with the last coming in the 2019 Orlando Invitational beating Temple, Harvard, and Marquette.
- ▶ Overall, Maryland is now 123-52 (.703) all-time in regular-season tournaments.
- ▶ Donta Scott and Hakim Hart were each named to the Hall of Fame Tip-Off All-Tournament Team. Scott averaged 24.5 points per game and 6.5 rebounds, while Hart averaged 15 points and four rebounds in the wins over Saint Louis and Miami.

GET YOURSELF A FOUR PACK OF 20 PIECES

- ▶ With the victory over Saint Louis, Maryland picked up four-consecutive 20+ point wins for the first time since 2009-10. In that season 13 years ago, the Terps also won the first four games of the season by a 20-point plus margin.
- ▶ The last time Maryland won five-straight by 20-or-more - the start of the 1998-99 season. The Terps opened that season with a 10-game win streak overall. Maryland narrowly missed its fifth straight win over 20 points with the 18-point win against Miami.

MARYLAND ONE OF THE TOP PRODUCERS OF 1,000 POINT SCORERS

- ▶ With Donta Scott reaching the 1,000 point mark for his career earlier this season, Maryland's 59 all-time 1,000 point scorers ranks as the 10th most among all schools and is tied with UCLA.
- ▶ The Terps have three 1,000 point scorers on this season's roster but Jahmir Young (1,680 pts) and Don Carey (1,345 points) hit the mark at their previous institutions.

Most 1,000-Point Scorers by School	
School	No.
North Carolina	80
Louisville	69
Duke	67
Notre Dame	67
Villanova	67
Kansas	65
Syracuse	65
Kentucky	60
Ohio State	60
Maryland	59
UCLA	59

DEFENSE THE EARLY THEME OF THE TERPS

- ▶ In the three wins to open the season, the early theme was defensive pressure allowing just 50.7 points in each.
- ▶ Niagara shot 40 percent from the floor, but were held without a three-pointer, while Western Carolina hit just 27 percent (17-of-63) overall. Maryland gave up just 11 three-pointers combined in that stretch with Niagara, Western Carolina, and Binghamton going a combined 11-of-55 (.200).
- ▶ Maryland just missed a milestone against Western Carolina when the Catamounts surpassed 50 points for the game. Had the Terps held them under that threshold, it would have been the first time in 10 years to post back-to-back games giving up under 50 points (2012-13 - 46 vs. South Carolina State, 38 vs. Monmouth).
- ▶ Since 2010-11, Maryland has allowed 51-or-fewer points in 32 games including the two this season. The low total in that stretch was 38 against Monmouth in 2012 followed by 39 against Penn State in 2010.

TERPS CLIP EAGLES AT THE PERIMETER

- ▶ Niagara was held to just 40 percent shooting and did not record a three-point basket. The Purple Eagles' 49 points were the fewest points Maryland allowed in a season opener since American only managed 56 in the 2016-17 season opener.
- ▶ The 49 points allowed marked the 28th time since 2010-11 that Maryland gave up 50-or-fewer points in a game including the 18th time under 50 total points.
- ▶ The last time Maryland held a team without a three-pointer came on Nov. 24, 2017 against St. Bonaventure.
- ▶ On the opening night of the season, Maryland was the only team in the country to not allow a single made three.
- ▶ Defensively, Maryland blocked eight shots, had nine steals, and forced 12 turnovers in the win.

TERPS OPEN WILLARD ERA WITH WIN

- ▶ Maryland opened the Kevin Willard era in style cruising to a 71-49 victory over Niagara for its 46th consecutive home opener win.

SEVEN TERPS MAKE OFFICIAL DEBUTS

- ▶ Don Carey and Jahmir Young made their first official starts for the Eagles, while Jahari Long, Patrick Emilien, Noah Batchelor, Ike Cornish, and Caelum Swanton-Rodger all earned the first minutes of their careers in the season opener against Niagara.
- ▶ Ian Martinez and Jahari Long were the first two players to sub into the Niagara game.
- ▶ All 11 players scored at least a point in the game. Outside of the starting five (Cary, Young, Scott, Hart, Reese), Long (10), Emilien (14), and Martinez (16) each played double-figure minutes.

SCOTT NAMED TO MALONE AWARD WATCH LIST

- ▶ Donta Scott was one of 20 players named to the Karl Malone Power Forward of the Year Watch List as announced by the Basketball Hall of Fame in late October.
- ▶ This is Scott's second year on the watch list after also garnering the honor last season. He joins Jalen Smith (2019-20) and Jake Layman (2014-15) as Terps to be recognized. Scott ranked as the No. 49 overall player nationally last season.

SCOTT, HART PROVIDE VETERAN LEADERSHIP

- ▶ Donta Scott and Hakim Hart anchor the 2022-23 Terps as the top returning scorers from a season ago.
- ▶ Scott averaged 12.6 points in 2021-22, good for third on the team, while also leading Maryland with a career-best 6.2 rebounds per game.
- ▶ Hart averaged 9.9 points and 3.6 rebounds per game last season. He found consistency during the year reaching double-figures in 10 straight games from December to January - in his previous 55 college games, he reached 10-or-more points on nine occasions.
- ▶ Hart's most famous game was his 32-point performance against Saint Peter's during the 2020-21 season where he hit 11-of-13 from the field in his first collegiate start - that marked the most points for a Terp since Melo Trimble in 2017.

TOP TERPS +/- FOR 2022-23

#	PLAYER	PF	PA	+/-
13	HART,HAKIM	1084	928	156
10	REESE,JULIAN	892	765	127
24	SCOTT,DONTA	1031	905	126
00	CAREY,DONALD	823	754	69
01	YOUNG,JAHMIR	972	913	59
15	EMILIEN,PATRICK	437	380	57
02	LONG,JAHARI	447	393	54
23	MARTINEZ,IAN	569	523	46

TOP TERPS OVERALL METRICS

PLAYER	MIN%	EFF	GMSC	TR%	NETPTS
YOUNG,JAHMIR	73.4	269	208.4	9.7	137.6
REESE,JULIAN	62.9	247	155.1	14.5	41.1
HART,HAKIM	77.2	255	186.3	8.9	32.5
MARTINEZ,IAN	43	113	70.8	8.7	4.6
SCOTT,DONTA	77.5	235	155.7	11.3	39

OVERALL METRICS KEY

MIN% - PLAYER'S TOTAL MINUTES EXPRESSED AS A PERCENTAGE OF THE TEAM'S AVAILABLE MINUTES (TOTAL MINS DIVIDED BY 5).

EFF (EFFICIENCY RATING BY PER-GAME AVERAGE) - MARTIN MANLEY'S EFF EFFICIENCY MEASUREMENT BASED ON PTS, REB, AST, STLs AND BLKS LESS MISSED FGS, MISSED FTS AND TURNOVERS

GMSC (GAME SCORE BY PER-GAME AVERAGE) - JOHN HOLINGER'S GAME SCORE MEASUREMENT, TAKING A "TOTAL PERSPECTIVE" OF A PLAYER'S BOX SCORE CONTRIBUTION. A SCORE OF 10 IS CONSIDERED AVERAGE.

TR% (TOTAL REBOUNDING RATE) - AN ESTIMATE OF THE AVAILABLE TOTAL REBOUNDS THE PLAYER EARNED WHILE ON THE FLOOR.

NETPTS - A MEASURE OF POINTS PRODUCED - POINTS ALLOWED, AS MEASURED BY OLIVER'S METRIC.

2022-23 TEAM RANKINGS

Category	UMD	Nat / B1G
Points Per Game	70.3	203 / 8
Scoring Defense	64.2	50 / 5
Assists Per Game	10.6	336 / 14
Assist/TO Ratio	0.89	285 / 14
Blocks Per Game	3.6	128 / 10
Steals Per Game	5.5	286 / 8
Turnovers Per Game	11.9	87 / 9
FG Percentage	44.4	185 / 9
3FG Percentage	30.1	323 / 13
FT Percentage	71.5	167 / 8
Rebound Margin	1.5	170 / 8

WELCOME BACK TO THE DMV, JAHMIR

- ▶ The addition of two-time All-Conference USA and NABC All-District First Team selection Jahmir Young to this year's roster signified an inflection point for Maryland. The native of Upper Marlboro, Maryland, Young was a standout at DeMatha Catholic High School in Hyattsville and played for Team Takeover, an elite AAU program in the DMV.
- ▶ One of the top-20 ranked transfers entering the 2022-23 season, Young is the first Terp from the historical-power DeMatha program, just over 2 miles from campus, to play for Maryland since Travis Garrison from 2002-06.
- ▶ Following the 2021-22 season Young declared for the NBA Draft, but maintained his eligibility after withdrawing his name before the deadline of June 1, 2022.
- ▶ In three seasons with the 49ers, Young started all 85 games played averaging 16.7 points, 5.4 rebounds, and 3.0 assists. He leads all Terps with 1,716 career points after posting a career-best 608 points last year.

CAREY ADDS CALMING PRESENCE

- ▶ Shooting guard Don Carey leads the team with 135-collegiate games played in his career, including 124 starts, spanning four different schools.
- ▶ Carey played his last two seasons at Georgetown, helping the Hoyas to the 2021 Big East Tournament Championship. He averaged 13.5 points this past season and served as a team captain. He began his career at Mount St. Mary's before also playing at Siena College.
- ▶ On top of that, Carey represents another local talent playing for the Terps. Three of Willard's additions to the Terps' roster since he was hired last March have been in-state products with fellow Upper Marlboro native Jahmir Young joining Maryland after playing at Charlotte and Frederick's Noah Batchelor coming home after playing at IMG Academy.

FATHER/SON COACHING DUOS

- ▶ Kevin Willard is one of 16 current head coaches who also had fathers who were also Division I head coaches.
- Brian Barone, SIUE (Tony Barone, Sr.)
- Tony Bennett, Virginia (Dick Bennett)
- Jeff Capel III, Pitt (Jeff Capel II)
- Kermit Davis, Jr., Ole Miss (Kermit Davis, Sr.)
- Bryce Drew, Grand Canyon (Homer Drew)
- Scott Drew, Baylor (Homer Drew)
- Baker Dunleavy, Quinnipiac (Mike Dunleavy)
- Brian Dutcher, San Diego State (Jim Dutcher)
- Kevin Kruger, UNLV (Lon Kruger)
- Dan Monson, Long Beach State (Don Monson)
- Eric Musselman, Arkansas (Bill Musselman)
- Ryan Odom, Utah State (Dave Odom)
- Richard Pitino, New Mexico (Rick Pitino)
- Will Ryan, Green Bay (Bo Ryan)
- G.G. Smith, High Point (Tubby Smith)
- Kevin Willard, Maryland (Ralph Willard)

INTERNATIONAL FLAIR

- ▶ The Terps roster features players from four different countries outside the United States: Pavlo Dziuba (Ukraine), Patrick Emilien (Canada), Ian Martinez (Costa Rica), Arnaud Revaz (Switzerland), Caelum Swanton-Rodger (Canada).
- ▶ Martinez is the first Costa Rican to play men's basketball at a major university.
- ▶ Dziuba is a native of Kyiv and one of seven Ukrainian players in the NCAA last season.
- ▶ Swanton-Rodger's became Maryland's first Canadian on the roster since Justin Jackson (2016-18) who was drafted by the Denver Nuggets in 2018.

TERPS IN THE PROS

- ▶ Maryland currently has five players on NBA rosters: Bruno Fernando (Houston), Kevin Huerter (Sacramento), Alex Len (Sacramento), Jalen Smith (Indiana), and Aaron Wiggins (Oklahoma City).
- ▶ Huerter has made a major impact on the Kings this season averaging 15.8 points shooting .414 from deep in 42 starts. Smith has started 28 of 45 games played for the Pacers averaging 9.8 points and 5.9 rebounds per game. Wiggins has started seven games in 36 played for Oklahoma City averaging 6.3 points and 3.3 rebounds per game highlighted by a 17-point, seven assist night against Toronto on Dec. 11. He also had a double-double with 11 points, 10 rebounds against the LA Clippers.
- ▶ Maryland has produced 67 all-time NBA draftees including 13 top-10 selections. Both John Lucas (1976) and Joe Smith (1995) were No. 1 picks.
- ▶ Jalen Smith was the most recent top-10 selection going 10th overall in the first round to Phoenix.
- ▶ Walt Williams, now a member of the Maryland radio crew, was the No. 7 overall pick by Sacramento in the 1992 draft.

FRATERNITY OF GREATNESS

- ▶ One of Willard's early initiatives at Maryland has been to reconnect and embrace the tradition of excellence. As part of that alumni outreach, he has dubbed those in the Terp family as the "Fraternity of Greatness".
- ▶ Within the team hallway, alumni now have a wall-outline of the state to sign with the message "A Lasting Legacy". Additionally, custom-made shirts are provided to alumni and current team-members only with the "Fraternity of Greatness" slogan.
- ▶ Prior to the season's start, the Terps hosted an alumni dinner with over 30 former players in attendance.

DeSHAWN HARRIS-SMITH

Guard • 6-5 • 208 • Fairfax, Va. • Paul VI Catholic
Four-star recruit who ranks as the No. 1 recruit overall in Virginia and as high as No. 39 nationally by 247sports.com ... Also ranked No. 1 in Virginia by ESPN and is 53rd on among its top-100 recruits ... Chose Maryland over Villanova, Indiana, Penn State, and Xavier ... As a junior, was the VISAAA Division I State Player of the Year after averaging 14.4 points, 7.8 rebounds, 4.5 assists, and 2.2 steals ... Led Paul VI to the VISAAA Division I State Championship title his junior season as well ... Played for Team Takeover as well where he was earned All-Tournament First Team honors at the Peach Jam ... Left-handed point guard.

Willard on Harris-Smith – "DeShawn is a 6-foot-5 point guard who makes everyone on the court better. He can impact the game offensively and defensively like no one I've coached before."

JAMIE KAISER, JR.

Forward • 6-6 • 205 • Burke, Va. • Bishop Ireton • IMG Acad.
Four-star recruit who ranks as the No. 4 recruit overall in Virginia and as high as No. 48 nationally by 247sports.com ... Ranked as the No. 2 recruit from Virginia by ESPN and 65th among their top-100 recruits ... Chose Maryland over Indiana and Virginia ... Last season at Bishop Ireton in Alexandria, averaged 20.7 points before playing his final season at IMG Academy ... One of the top shooters in the country ... First Terps since Anthony Cowan, Jr., to commit to Maryland from the Washington Catholic Athletic Conference ... Plays for New World AAU program ... Life-long Maryland fan who has attended games since childhood.

Willard on Kaiser – "Jamie is not only an unbelievable shooter, but as talented of a player that I've ever recruited. He has unbelievable toughness, a great feel for the game, and is by far one of the best shooters that I will have coached."

JAHNATHAN LAMOTHE

Guard • 6-4 • 190 • Baltimore, Md. • St. Frances Academy
Four-star recruit who ranks as the No. 3 recruit overall in Maryland and as high as No. 122 nationally ... The combo guard chose Maryland over Georgetown, UCF, and Penn State ... Plays on Team Durant on the AAU circuit ... Led St. Frances to a 35-8 record last year and a No. 2 ranking in The Baltimore Sun high school poll ... Will join current Terp Julian Reese who also played at St. Frances ... Pronounced "la-mowth".

Willard on Lamothe – "Jahnathan is one of those players who makes an unbelievable impact on everyone no matter what position he plays on the court. He has the ability to shoot, drive, and become an elite defender."

CLASS NOTES

- The trio of four-star recruits rank as the 11th-best class in the nation.
- Harris-Smith, Kaiser, and Lamothe make up one of the best DMV trios to sign with Maryland since 2002 when Travis Garrison, John Gilchrist, and Chris McCray joined the Terps. It's the most DMV players to sign with Maryland in 15 years.
- As a group, they represent the highest rank class for Maryland since 2018 when the Terps ranked 7th overall.

Willard on the class overall – "We extremely excited to welcome DeShawn, Jamie, and Jahnathan to the Maryland Basketball family," said Willard. "They know the culture of Maryland basketball and each will make an immediate impact on the program. They all play with a chip on their shoulder and a drive to make their programs and teammates better every day."

STAFF ADDS REGIONAL CONNECTIONS

- ▶ Willard's coaching staff features a pair of DMV close ties as well as key connections through the Northeast corridor.
- ▶ David Cox is a Landover native who has also coached both high school and AAU basketball in the local area and continues to hold deep local recruiting ties. Before coming to Maryland, he was the head coach at Rhode Island for four seasons after serving as the associate head coach there and at Rutgers. He has also been an assistant coach at Georgetown and the director of operations at Pittsburgh.
- ▶ Tony Skinn, a Takoma Park native, is an 11-year coaching veteran known for his recruiting, especially in the DMV area, and player development. He worked with Willard from 2018-21 at Seton Hall where the Pirates won 55 games over a three-year span including the 2020 Big East Regular Season Championship. Skinn played at George Mason, where he was a 1,000-point scorer and two-time All-CAA selection. Skinn and his George Mason teammates were the top college basketball story in 2006 when the Patriots earned an at-large bid into the NCAA Tournament as a No. 11 seed and upset No. 6 seed Michigan State, No. 3 seed North Carolina, No. 7 seed Wichita State and No. 1 seed Connecticut en route to the NCAA Final Four.
- ▶ Grant Billmeier served as part of Willard's staff at Seton Hall for 11 seasons, helping lead the Pirates to two Big East Championships. He ranked second in a poll of top assistant coaches in the Big East by his peers in a 2020 Stadium survey and he was Seton Hall's associate head coach for the 2021-22 season where it reached the NCAA Tournament and defeated two top-10 teams. Known for his work with big men, Billmeier was instrumental in developing Seton Hall's forwards and centers into leaders in the Big East. The Pirates finished in the top two of the conference in rebounding for three consecutive seasons from 2016-18.

MARYLAND RADIO CREW

- ▶ Maryland Sports Radio Network play-by-play announcer Johnny Holliday is in his 44th season of broadcasting Maryland basketball this season. Holiday is the 8th longest tenured broadcaster in the country for NCAA basketball and the second longest service play-by-play man in the Big Ten behind Indiana's Don Fischer.
- ▶ Holliday's partners on the call are Chris Knoche, who was the head coach at American (1990-97) in his 23rd season as Maryland's color analyst, and Terrapin legend, Walt "The Wizard" Williams, who averaged 26.8 points as a senior in 1991-92 and went on to play 11 seasons in the NBA.
- ▶ Holliday has broadcast over 1,500 University of Maryland games during his Hall of Fame career, including 14 bowl games, 10 Sweet 16s, two Final Fours and Maryland's 2002 National Championship.
- ▶ Knoche played basketball at American University under HOF coach Gary Williams from 1979-81, and he later coached there from 1990-97 before joining the Maryland Sports Radio Network crew.
- ▶ Williams set numerous Maryland records during his playing days from 1988 to 1992, including his incredible streak of seven consecutive 30-point games. He was selected with the seventh pick of the 1992 NBA Draft and would go on to play 11 seasons.

VASQUEZ INDUCTED INTO TERPS HALL OF FAME

- ▶ Greivis Vasquez, one of the greatest Terps of all-time, was officially enshrined in the Maryland Athletics Hall of Fame on Oct. 7, 2022. Vasquez was part of the 10-member Class of 2022 which also included notables such as Vernon Davis and Taylor Twellman.
- ▶ Vasquez was the winner of the 2010 Bob Cousy Award presented to the nation's top point guard (the first player in Maryland history to win a national position player of the year award) as well as a 2010 All-American (First Team by Wooden Award, Fox Sports, The Sporting News; Second-Team by AP, Yahoo Sports). After leading Maryland to the 2010 ACC regular season championship, he was also named the ACC Player of the Year.
- ▶ A three-time All-ACC (First Team in 2009 and 2010; Second-Team in 2008), Vasquez is one of just 15 players in Maryland men's basketball history to earn three all-conference selections.
- ▶ He finished his career second on the all-time points list at Maryland (2,171) and is just the third player in school history to surpass 2,100 points, along with Juan Dixon and Len Bias. He holds the school record for double-figure scoring games (117); is second on the all-time assists list (772); and is one of only two players - along with Steve Blake - to surpass 700 assists in their careers.
- ▶ Vasquez is one of just two players in school history to record a triple-double (35 pts., 11 reb., 10 ast. vs. North Carolina on Feb. 21, 2009)
- ▶ Selected with the 28th pick of the first round of the 2010 NBA draft by the Memphis Grizzlies, Vasquez played seven seasons in the NBA for Memphis, New Orleans, Toronto, Sacramento, Milwaukee, and Brooklyn.

LAST TIME OUT: #3 PURDUE 58, MARYLAND 55

WEST LAFAYETTE, IN -- Maryland battled all game, making a strong comeback in the second half thanks to stifling defense but suffered a 58-55 defeat at the hands of No. 3 Purdue on Sunday afternoon at Mackey Arena.

Julian Reese led the Terps with 19 points as he went toe-to-toe with National Player of the Year candidate Zach Edey (24 points and 16 rebounds). Reese connected on 8-of-11 from the floor as he had his career-high in scoring in a Big Ten game.

Hakim Hart scored 11 points with five rebounds. Jahmir Young, scored 10 and dished out a season-high tying seven assists and grabbed seven rebounds.

Down by as many as 16 points midway through the first half, Maryland rallied back to within three on several occasions in the second half with Reese and Hart keying the comeback.

Maryland held Purdue to its fewest points of the season. The previous low was 61 against Minnesota. It's the fewest points Purdue has scored since scoring 58 against Michigan last season on Feb. 10, 2022. Purdue didn't make a field goal for the game's final 5:42 as the Boilermakers missed their last eight shots.

Young's potential game-tying three pointer at the buzzer didn't fall.

The Terps fell to 12-7 overall and 3-5 in the Big Ten before returning home for a three-game homestand starting Wednesday night against Wisconsin at 7 p.m.

Purdue is now 19-1 overall and 8-1 in the conference with their lone loss coming to Rutgers on Jan. 2.

Maryland was seeking its first road win over a Top-5 opponent since beating No. 1 North Carolina on Jan. 19, 2008, an 82-80 win at the Dean Dome in Chapel Hill.

From Head Coach Kevin Willard:

"We had some good opportunities...conference road games you are going to have to grind and execute and I thought we got a couple of good shots late. We battled, and we got them to take a lot of bad shots, probably shots that they were able to offensive rebound because they're not used to taking bad shots, it's not a win obviously but I'm proud of these guys."

The two sides traded small runs for most of the second half as neither team was able to pull away until a late 13-2 burst put the Badgers up for good. The Terps got within five with two minutes remaining and then within four with 16 seconds as Young knocked down a quick triple, but the Badgers made enough free throws down the stretch to thwart the comeback attempt.

Date	Location	W/L	Score
12-30-31	A	L	30-32
12-23-32	H	L	13-22
11-29-00	N ¹	L	75-78 ^(OT)
3-17-02	N ²	W	87-57
12-2-03	H ³	W	73-67 ^(OT)
11-30-04	A ⁴	L	64-69
11/25/09	N ⁵	L	69-78
2-24-15	H	W	59-53
1-9-16	A	W	63-60
2-13-16	H	L	57-70
2-19-17	A	L	60-71
2-4-18	H	W	68-63
3-1-18	N ⁶	L	54-59
1-14-19	H	W	64-60
2-1-19	A	L	61-69
1-14-20	A	L	54-56
12-28-20	A	W	70-64
1-27-21	H	L	55-61
1-9-22	H	L	69-70
12-6-22	A	L	59-64

1-ACC/Big Ten Challenge at Milwaukee, Wisc. (Bradley Center); 2-NCAA Tournament at Washington, D.C. (MCI Center); 3-ACC/Big Ten Challenge at College Park, Md. (Comcast Center); 4-ACC/Big Ten Challenge at Madison, Wisc. (Kohl Center); 5-EA Sports Maui Invitational (Lahaina, Hawaii); 6-Big Ten Tournament at New York, Ny.(Madison Square Garden)

Terps at Home:	4-4
Terps at Cole Field House:	0-0
Terps at XFINITY Center:	4-4
Terps on the Road:	2-6
Terps at Neutral Site:	1-3
Terps since 1953-54:	7-11
Last 10 Games:	3-7
Current Streak:	UW Won 3
Longest UM Win Streak:	2
Longest WISC Win Streak:	3
Largest Win Margin:	30 (87-57 on 3/17/2002)
Largest Loss Margin:	13 (57-70 on 2/13/16)
Most UM Points Scored:	87 (87-57 on 3/17/2002)
Most WISC Points Scored:	78 (69-78 on 11/25/2009)

► Maryland's program-record 27 game home win streak that began on Dec. 6, 2015 against Winthrop was ended by Wisconsin on Feb. 13, 2016 - it spanned 27 games.

NCAA

Official Basketball Box Score - Final

Maryland at Wisconsin

12/06/22 Kohl Center, Madison

2022-23 Men's Basketball

Game Time: 8:00 PM

Game Duration: 2:07

Officials: D.J. Carstensen, Larry Scirotto, Chris Beaver

Maryland - 59

Record: 8-1 (1-1)

NO.	Name	Min	FG M-A	3P M-A	FT M-A	Rebounds			Fouls		TP	AS	TO	ST	Blocks			+/-
						OR	DR	TOT	PF	FD					BS	BA		
10	Julian Reese	F 30:59	4-6	0-0	2-4	1	5	6	4	4	10	2	3	0	2	0	2	
24	Donta Scott	F 34:37	3-14	2-7	1-3	1	9	10	3	6	9	2	2	1	3	1	-5	
0	Donald Carey	G 27:03	2-5	2-5	2-2	0	5	5	1	8	1	3	0	0	0	0	2	
1	Jahmir Young	G 29:39	6-13	3-5	2-3	3	1	4	1	5	17	1	3	2	0	1	-11	
13	Hakim Hart	G 31:51	2-10	1-4	0-0	3	6	9	1	2	5	2	2	0	0	1	-2	
2	Jahari Long		19:11	1-2	1-2	0	0	0	2	0	3	1	0	0	0	0	-4	
15	Patrick Emilien		14:04	1-3	0-0	0	1	1	2	0	2	0	1	1	1	0	-6	
23	Ian Martinez		12:36	2-2	1-1	0-0	0	2	2	2	0	5	0	0	0	0	-1	
Team						0			0		0	0						
Totals			21-55	10-24	7-12	8	29	37	20	18	59	9	14	4	6	3	-5	

Shooting By Period

1 st	FG%	12-28	42.9%
3 ^{PT}	%	5-13	38.5%
FT%		0-1	0%
2 nd	FG%	9-27	33.3%
3 ^{PT}	%	5-11	45.5%
FT%		7-11	63.6%
GM	FG%	21-55	38.2%
3 ^{PT}	%	10-24	41.7%
FT%		7-12	58.3%

Dead Ball Rebounds: 1, 1

Technical Fouls::NONE

Wisconsin - 64

Record: 7-2 (1-0)

NO.	Name	Min	FG M-A	3P M-A	FT M-A	Rebounds			Fouls		TP	AS	TO	ST	Blocks			+/-
						OR	DR	TOT	PF	FD					BS	BA		
5	Tyler Wahl	F 28:48	3-10	0-1	3-7	0	5	5	5	5	9	3	3	1	2	3	6	
22	Steven Crowl	F 29:23	4-7	0-3	4-6	0	6	6	3	1	12	3	1	1	0	0	-4	
2	Jordan Davis	G 22:58	3-5	1-3	1-2	1	5	6	2	3	8	0	0	1	0	0	4	
11	Max Klesmit	G 34:27	2-6	1-3	2-2	0	3	3	2	3	7	2	1	2	0	1	-1	
23	Chucky Hepburn	G 36:20	4-8	2-4	3-3	0	4	4	3	3	13	2	2	1	0	1	8	
3	Connor Essegian		22:07	2-7	2-5	2-2	0	1	1	0	2	8	3	0	1	0	1	
14	Carter Gilmore		23:26	2-4	1-2	2-5	0	3	3	3	7	1	1	0	1	0	5	
4	Kamari McGee		02:31	0-0	0-0	0-0	0	0	0	0	0	0	0	0	0	0	0	
Team						2			0		2	0						
Totals			20-47	7-21	17-27	3	27	30	18	20	64	14	8	7	3	6	5	

Shooting By Period

1 st	FG%	13-27	48.1%
3 ^{PT}	%	3-12	25.0%
FT%		2-2	100%
2 nd	FG%	7-20	35.0%
3 ^{PT}	%	4-9	44.4%
FT%		15-25	60%
GM	FG%	20-47	42.6%
3 ^{PT}	%	7-21	33.3%
FT%		17-27	63.0%

Dead Ball Rebounds: 4, 3

Technical Fouls::NONE

	MD	UW
Biggest lead	1 (2 nd 18:43)	12 (1 st 7:21)
Best Scoring Run	11 (1 st 3:08)	8 (2 nd 6:31)
Lead Changes	8	
Times Tied	5	
Time with Lead	03:17	32:51

Points from	MD	UW
Turnovers	7	5
Paint	18	24
Second Chance	4	7
Fast Breaks	9	10
Bench	10	15

Period by Period Scoring			
	1st	2nd	TOT
MD	29	30	59
UW	31	33	64

Rk	Player	Pos	Date	MP	FG	FGA	FG%	3P	3PA	3P%	FT	FTA	FT%	TRB	AST	STL	BLK	TOV	PF	PTS
1	Melo Trimble	G	2/19/17	31	9	17	0.529	4	7	0.571	5	10	0.5	5	3	0	0	4	0	27
2	Dez Wells	G	2/24/15	31	9	17	0.529	1	1	1	7	7	1	7	4	0	1	0	1	26
3	Anthony Cowan	G	2/4/18	39	8	14	0.571	1	5	0.2	6	6	1	2	3	1	0	1	3	23
4	Melo Trimble	G	1/9/16	35	9	17	0.529	3	7	0.429	0	0		0	5	0	0	3	1	21
5	Anthony Cowan	G	1/14/19	38	4	14	0.286	2	6	0.333	11	13	0.846	6	3	2	0	5	1	21
6	Kevin Huerter	G	3/1/18	39	8	15	0.533	1	4	0.25	3	4	0.75	3	2	0	1	2	2	20
7	Kevin Huerter	G	2/4/18	37	6	12	0.5	1	5	0.2	6	6	1	6	4	0	0	1	3	19
8	Eric Ayala	G	1/9/22	30	6	16	0.375	4	8	0.5	3	3	1	5	1	0	0	1	4	19
9	Eric Ayala	G	2/1/19	35	7	11	0.636	4	5	0.8	0	0		2	2	0	2	2	2	18
10	Jalen Smith	F	1/14/20	35	7	11	0.636	2	3	0.667	2	5	0.4	9	0	0	0	1	1	18
11	Aaron Wiggins	G	1/27/21	35	6	14	0.429	4	8	0.5	2	2	1	2	1	1	0	3	2	18
12	Jahmir Young	G	12/6/22	30	6	13	0.462	3	5	0.600	2	3	0.667	4	1	2	0	3	1	17
13	Rasheed Sulaimon	G	2/13/16	38	5	12	0.417	4	7	0.571	3	4	0.75	4	2	2	0	2	1	17
14	Eric Ayala	G	12/28/20	34	5	11	0.455	2	5	0.4	5	5	1	4	2	1	0	2	3	17
15	Melo Trimble	G	2/24/15	37	7	14	0.5	0	2	0	2	4	0.5	4	2	1	0	3	2	16

HEAD COACH KEVIN WILLARD

Pittsburgh '97 • 1st Year at Maryland, 16th as Head Coach

Kevin Willard was named new head coach of the Maryland Men's Basketball program by Damon Evans, Barry P. Gossett Director of Athletics on March 21, 2022. Willard recently coached Seton Hall to its fifth NCAA Tournament appearance in the last six events that were played. Having won a regular-season conference championship, conference tournament championship and earning conference coach of the year, Willard is one of 10 active head coaches in the Power 6 conferences to achieve each of the accomplishments in the last six seasons.

He has been one of the winningest coaches in terms of NET (NCAA Evaluation Tool) Quad 1 victories over the last four seasons. He also has the most non-conference wins of any coach in the nation against Big Ten teams since 2014-15.

In his career as a head coach, his teams have 28 wins over Associated Press Top-25 teams including 18 wins over Top-15 teams, 14 wins over Top-10 teams and six wins over Top-5 teams.

Willard served as the head coach at Seton Hall from 2010-22 where he helped the Pirates to the 2020 Big East Regular Season Championship and the 2016 Big East Tournament Championship. He coached the Pirates to five NCAA berths and what would have been six in the last seven seasons when you include the COVID-shortened season, when Seton Hall was assured of a berth in the tournament after winning the Big East title in 2020.

His teams have posted .500 or better records in the last nine consecutive seasons. He has a 225-161 overall record at Seton Hall in 12 seasons. He is second all-time in victories (225) in Seton Hall basketball history and has the most wins in conference play in program history (110). He is also the 11th all-time winningest coach in Big East history, dating to the conference's inception in 1979. Including three seasons as the head coach Iona, Willard's career record is 270-210.

A basketball lifer, Willard played point guard on the Division I level for four years; the last three coming at the University of Pittsburgh. He earned Big East All-Academic honors while appearing in 60 games for the Panthers. He spent his



freshman season at Western Kentucky, where he played in the backcourt and sank over 40 percent of his three-point field goal attempts.

Willard hails from New York and was born in Huntington on Long Island, but played his high school basketball at Bowling Green High School (Ky.) while his father was the head coach at Western Kentucky. He earned second-team All-State honors as a senior and helped his team to a combined 76-15 record in his final three prep seasons.

Willard is married to the former Julie Wagner and they have two sons, Colin, who was born in August 2006 and Chase born in June 2008.

THE WILLARD FILE

Full Name	Kevin Willard
Date of Birth	April 6, 1975
Hometown	Huntington, N.Y.
Alma Mater	Pittsburgh '97
Family	Wife, Julie; Children: Colin, Chase
Playing Experience	Point Guard: Western Kentucky, Pittsburgh
Years in Coaching (College)	22



CAREER HIGHLIGHTS

- 5 NCAA Tournament Appearances (2016, 2017, 2018, 2019, 2020* (COVID), 2022)
- 2020 Big East Conference Regular-Season Championship
- 2016 Big East Conference Tournament Championship
- 2016 Big East Coach of the Year
- 2020 USBWA District II Coach of the Year
- 2016, 2017, 2019 Peter A. Carlesimo Met Writers Coach of the Year
- 2019 NABC District 5 Coach of the Year
- 2017 Forbes Top 10 NCAA Basketball Coaches For The Next 10 Years
- 9 Consecutive seasons of .500 or better record
- 8 20-win seasons
- 7 Consecutive Top-5 Big East finishes
- 6 seasons ranked in the AP Top 25
- 72 All-Big East Academic Team selections
- 15 All-Big East selections
- 6 All-Big East First-Team selections
- 4 Haggerty Metropolitan Players of the Year
- 2 Big East Players of the Year
- 2 Big East Defensive Players of the Year
- 2 Big East Most Improved Players of the Year
- 2 Big East Scholar-Athletes of the Year

HEAD COACHING RECORD

Season	School	Overall	Pct.	Conf.	Pct.	Finish	Conf. Tournament	Postseason
2007-08	Iona	12-20	.375	8-10	.444	7th	MAAC First Round	---
2008-09	Iona	12-19	.387	7-11	.389	7th	MAAC First Round	---
2009-10	Iona	21-10	.677	12-6	.667	3rd !	MAAC Quarterfinals	---
2010-11	Seton Hall	13-18	.419	7-11	.389	12th	BIG EAST First Round	---
2011-12	Seton Hall	21-13	.618	8-10	.444	T-9th	BIG EAST Second Round	NIT Second Round
2012-13	Seton Hall	15-18	.455	3-15	.167	T-13th	BIG EAST Second Round	---
2013-14	Seton Hall	17-17	.500	6-12	.333	8th	BIG EAST Semifinals	---
2014-15	Seton Hall	16-15	.516	6-12	.333	T-7th	BIG EAST First Round	---
2015-16	Seton Hall	25-9	.735	12-6	.667	3rd#	BIG EAST Champions	NCAA First Round
2016-17	Seton Hall	21-12	.636	10-8	.556	T-3rd	BIG EAST Semifinals	NCAA First Round
2017-18	Seton Hall	22-12	.647	10-8	.556	T-3rd	BIG EAST Quarterfinals	NCAA Second Round
2018-19	Seton Hall	20-14	.588	9-9	.500	T-3rd	BIG EAST Final	NCAA First Round
2019-20	Seton Hall	20-9	.690	13-5	.722	T-1st	Canceled, COVID-19	Canceled, COVID-19
2020-21	Seton Hall	14-13	.519	10-9	.526	T-4th	BIG EAST Semifinals	---
2021-22	Seton Hall	21-11	.656	11-8	.579	T-5th	BIG EAST Quarterfinals	NCAA First Round
2022-23	Maryland	12-7	.632	3-5	.375			
	Total	282-217	.565	135-145	.481			



TONY SKINN
Assistant Coach
George Mason '06
First Year at Maryland



DAVID COX
Assistant Coach
William & Mary '95
First Year at Maryland



GRANT BILLMEIER
Assistant Coach
Seton Hall '07
First Year at Maryland



GREG MANNING JR.
Director of Basketball Operations
Loyola '08
Fifth Year at Maryland



CHARLIE BUTLER
Coordinator of Basketball Operations
Seton Hall '15
First Year at Maryland



TEVON SADLER
Director of Player Personnel
Nicholls '18
First Year at Maryland



BRENTON PETTY
Video Coordinator
Fordham '18
Second Year at Maryland



CHRIS ROBINSON
Assistant Coordinator
Maryland '19
Sixth Year at Maryland



KYLE TARP
Director of Basketball Performance
UC Davis '06
13th Year at Maryland



#0 DON CAREY

GUARD • 6-5 • 187 • GR. • UPPER MARLBORO, MD

(FREDERICK DOUGLASS/MOUNT ST. MARY'S/SIENA/GEORGETOWN) @ DONC.13 / DONCAREYJR



SCAN FOR FULL BIO

AS A GRADUATE STUDENT AT MARYLAND (2022-23):

- Ranks 59th among current active NCAA players with 228 career three-pointers.
- Went 2-of-2 from beyond the arc in 10-point effort against No. 24 Ohio State (1/8) and finished with four rebounds and two steals.
- Had 12 points on four threes at Rutgers (1/5).
- Tied his career-high with 5 made triples against UMBC to finish with a season-high 19 points.
- Against Saint Peter's (12/22), posted season-high 8 rebounds to go with four assists and five points.
- Hit a pair of triples (2-of-6) at Louisville to finish with nine points.
- After opening the season 2-of-14 from deep, was 8-of-19 from three-point range in the wins over Saint Louis and Miami to help Maryland win the Hall of Fame Tip-Off Tournament Championship.
- Notched 12 points, on 4-of-9 shooting from three in a victory over Miami.
- Tallied season high 16 points and six rebounds in a win over Saint Louis.
- Scored a season-high seven points going 3-of-6 from the field against Binghamton.
- Made his Maryland debut with a start against Niagara where he scored five points in 27 minutes.

AS A GRADUATE STUDENT AT GEORGETOWN (2021-22):

- Served as team captain as he started all 28 games he played in.
- Second on the team in scoring with 13.5 points per game.
- Contributed 4.4 rebounds per game and 2.9 assists per game.
- Made 64-of-165 three-pointers for 38.8 percent from the floor.
- Scored a career-high 24 points against Villanova (Feb. 19).
- Tallied double-figures in 24 of 28 games and hit the 20-point plateau five times.
- Scored 20 points against his former school, Siena (Nov. 19).
- Also tallied 20 points at South Carolina (Dec. 5).
- Scored 21 points at Providence (Jan. 20) and 23 points against St. John's (Feb. 3).
- Knocked down 5 3-pointers twice, making 5-of-9 against Villanova & at Providence.

AS A SENIOR AT GEORGETOWN (2020-21):

- Appeared in all 26 games, making 20 starts.
- Averaged 8.0 ppg and 3.0 rpg, while also contributed 44 assists and 26 steals.
- Shot 46.7 percent (70-of-150) from the floor and 44.9 percent (40-of-89) from three-point range while connecting on 87.5 percent (28-32) of his free throws.
- Scored in double-figures eight times, including a season-high 19 points in consecutive games.
- Scored 17 points against Colorado in NCAA Tournament (March 20)

NOTABLES:

- Led Frederick Douglass to a 20-4 record and a Prince George's County Championship Game appearance his senior year; Averaged 13 points, six rebounds, and seven assists, which included three triple-doubles and a 37-point performance his senior season.
- Son of Donald Sr. and Crystal Carey.
- Has an older brother, Jamall Robinson who played college basketball at both Hofstra and LIU Brooklyn, and two younger sisters, Maranda and Madison.
- Cousin Kyle Anderson plays for the NBA's Memphis Grizzlies.

▶ 2022-23 GAME-BY-GAME

Opponent	Date	GS	MIN	Total		3-Pointers		Free throws		Rebounds			PF	A	TO	BLK	STL	PTS	AVG		
				FG-FA	PCT	3FG-3FGA	PCT	FT-FTA	PCT	OFF	DEF	TOT								AVG	
Niagara	11/07/2022	*	27:27	2-7	.286	1-6	.167	0-0	.000	0	0	0	0.0	0	0	0	0	5	5.0		
Western Caro.	11/10/2022	*	23:35	1-7	.143	0-4	.000	0-0	.000	0	4	4	2.0	0	1	1	0	2	3.5		
Binghamton	11/15/2022	*	20:17	3-6	.500	1-4	.250	0-0	.000	0	2	2	2.0	2	1	2	0	7	4.7		
vs Saint Louis	11/19/2022	*	26:57	4-10	.400	4-10	.400	4-5	.800	1	5	6	3.0	1	2	0	0	16	7.5		
vs Miami (FL)	11/20/2022	*	30:26	4-9	.444	4-9	.444	0-0	.000	2	3	5	3.4	2	0	5	0	12	8.4		
Coppin St.	11/25/2022	*	32:09	2-9	.222	0-6	.000	3-4	.750	0	1	1	3.0	1	1	1	0	7	8.2		
at Louisville	11/29/2022	*	23:27	2-6	.333	2-6	.333	3-4	.750	0	2	2	2.9	2	0	2	0	9	8.3		
Illinois	12/02/2022	*	23:46	1-6	.167	0-4	.000	3-3	1.000	0	1	1	2.6	0	0	1	0	5	7.9		
at Wisconsin	12/06/2022	*	27:03	2-5	.400	2-5	.400	2-2	1.000	0	5	5	2.9	5	1	3	0	8	7.9		
vs Tennessee	12/11/2022	*	26:15	0-5	.000	0-4	.000	3-3	1.000	1	1	2	2.8	4	1	1	0	3	7.4		
UCLA	12/14/2022	*	19:00	2-6	.333	1-4	.250	0-0	.000	1	0	1	2.6	0	0	0	0	5	7.2		
Saint Peter's	12/22/2022		19:03	2-7	.286	1-6	.167	0-0	.000	2	6	8	3.1	3	4	1	0	5	7.0		
UMBC	12/29/2022		25:48	6-9	.667	5-7	.714	2-2	1.000	0	0	0	2.8	2	0	1	0	19	7.9		
at Michigan	01/01/2023	*	28:42	1-9	.111	0-8	.000	0-0	.000	0	2	2	2.8	3	4	1	0	2	7.5		
at Rutgers	01/05/2023		25:23	4-8	.500	4-8	.500	0-0	.000	0	0	0	2.6	3	2	0	0	1	12	7.8	
Ohio St.	01/08/2023	*	32:45	3-3	1.000	2-2	1.000	2-2	1.000	0	4	4	2.7	2	1	1	0	2	10	7.9	
at Iowa	01/15/2023	*	25:37	1-4	.250	1-4	.250	0-0	.000	0	1	1	2.6	3	1	2	0	1	3	7.6	
Michigan	01/19/2023	*	20:18	1-3	.333	1-3	.333	0-0	.000	1	1	2	2.6	0	0	0	0	3	7.4		
at Purdue	01/22/2023	*	26:33	1-6	.167	1-6	.167	0-0	.000	0	1	1	2.5	1	2	1	0	1	3	7.2	
Totals			16	484:30	42-125	.336	30-106	.283	22-25	.880	8	39	47	2.5	34	21	23	0	8	136	7.2

Player Averages

Games Played	Minutes/game	Points/game	FG Pct	3FG Pct	FT Pct	Rebounds/game	Assists/game	Turnovers/game	Assist/Turnover ratio	Steals/game	Blocks/game
19	25.5	7.2	33.6	28.3	88.0	2.5	1.1	1.2	0.9	0.4	0.0

▶ SEASON/CAREER HIGHS

	2022-23 SEASON	CAREER HIGHS
POINTS	16 vs. Saint Louis (11/19/22)	24 at Villanova (2/19/22)
REBOUNDS	8 vs. Saint Peter's (12/22/22)	9 (2x), last vs San Diego St. (11/25/21)
FG MADE	6 vs. UMBC (12/29/22)	9 at Villanova (2/19/22)
FG ATT.	10 vs. Saint Louis (11/19/22)	18 at Rider (1/5/20)
3 FG MADE	5 vs. UMBC (12/29/22)	5 (4x), last vs. UMBC (12/29/22)
3 FG ATT.	10 vs. Saint Louis (11/19/22)	11 at Rider (1/5/20)
FT MADE	4 vs. Saint Louis (11/19/22)	9 vs Colorado (3/20/21)
FT ATT.	5 vs. Saint Louis (11/19/22)	10 at LIU (12/31/17)
ASSISTS	4 vs. UMBC (12/29/22)	12 vs York (PA) (11/21/17)
BLOCKS	-	2 at South Carolina (12/5/21)
STEALS	2 vs. Ohio State (1/8/23)	4 (4x), last at Providence (1/20/22)
MINUTES	33 vs. Ohio State (1/8/23)	53 at Yale (11/20/19)

▶ MISCELLANEOUS STATS

Category	Season	Career	Last Time
Double-Figure Scoring	5	73	10 vs. #24 Ohio State (1/8/23)
20-plus Points	7	24	at Villanova (2/19/22)
10-plus Rebounds	-	-	
10-plus Assists	1	12	vs York (PA) (11/21/17)
5 3FG Games	1	4	5 vs. UMBC (12/29/22)
Double-Doubles	1	11 pts, 12 ast	vs York (PA) (11/21/17)

▶ CAREER STATS

				Field Goals		3-Point		F-Throws		Rebounds										Scoring	
SEASON	TEAM	GP-GS	MIN/AVG	FG-FGA	FG%	3FG-3FGA	3FG%	FT-FTA	FT%	OFF	DEF	TOT	AVG	PF-FO	A	TO	BLK	STL	PTS	AVG	
2017-18	MSM	32-32	1006/31.4	98-240	.408	39-107	.364	54-66	.818	11	74	85	2.7	60-1	110	86	3	32	289	9.0	
2019-20	Siena	30-28	945/31.5	114-279	.409	55-144	.382	56-68	.824	16	82	98	3.3	51-2	71	76	2	32	339	11.3	
2020-21	GTown	26-20	696/26.8	70-150	.467	40-89	.449	28-32	.875	21	58	79	3.0	38-1	44	47	0	26	208	8.0	
2021-22	GTown	28-28	946/33.8	122-288	.424	64-165	.388	71-78	.910	20	104	124	4.4	52-1	80	61	6	43	379	13.5	
2022-23	MD	19-16	485/25.5	42-125	.336	30-106	.283	22-25	.880	8	39	47	2.5	34-1	21	23	0	8	136	7.2	
TOTAL FOR MD		19-16	485/25.5	42-125	.336	30-106	.283	22-25	.880	8	39	47	2.5	34-1	21	23	0	8	136	7.2	
TOTAL		135-124	4078/30.2	446-1082	.412	228-611	.373	231-269	.859	76	357	433	3.2	235-6	326	293	11	141	1351	10.0	



#1 JAHMIR YOUNG

G • 6-1 • 185 • GR. • UPPER MARLBORO, MD (DEMATHA CATHOLIC/CHARLOTTE)

IG JAHMIRYOUNG / TW FLYMIR_



SCAN FOR FULL BIO

2022-23 SEASON (MARYLAND):

- Ranks 12th among active NCAA players with 16.5 points per game; ranks 40th with 1,716 points.
- One of 14 active NCAA players with 1700+ points, 500+ rebounds and 300+ assists (1716, 551, 316).
- Scored 10 points at Purdue (1/22) while adding seven rebounds and tying his season-high with seven assists; also tied his season high with three steals while committing just two turnovers.
- In a three-game stretch against Ohio State, Iowa, and Michigan, averaged 25.3 points per game.
- Scored a game-high 26 points in win over Michigan becoming the first Terp since Fatts Russell in 2021-22 to post three consecutive 20-point games (2/10-18/2022).
- Became the first Maryland guard since Greivis Vasquez to score 30 points while adding 10-or-more rebounds in game with his career-high tying 30 points, 11 rebounds against No. 24 Ohio State. Vasquez's performance was part of a triple double against North Carolina in 2009.
- Scored 13 points with four rebounds and three assists at Rutgers (1/5).
- Scored 18 points while adding seven rebounds in win over UMBC (12/29).
- Led team with 18 points while tallying seven assists, two blocks and one steal against No. 7 Tennessee (12/11).
- Scored 17 points while adding four rebounds and two steals against Wisconsin (12/6).
- Scored 24 points including the game clinching three with 14 second remaining in a win over No. 16 Illinois (12/2).
- Notched 15 points and added five rebounds, five assists and three steals in a victory over Louisville (11/29).
- Tallied 21 points while contributing five rebounds and five assists against Coppin State (11/25).
- Scored 13 points with five rebounds in a win over Miami (11/20).
- First Terp guard since Sean Mosely in 2011-12 to block four shots in the team's first two games.
- Scored a season-high 16 points with five rebounds and two blocks against Western Carolina (11/10).
- Made his Maryland debut against Niagara (11/7) where he scored 14 points while adding seven rebounds, four assists and two blocks.

NOTABLES:

- As a senior, he earned All-Conference and honorable-mention Washington Post All-METS honors.
- Ranked as one of the Top-10 seniors in the state of Maryland.
- Played an integral role in helping DeMatha High school win three championships in 2018, including a state championship.
- Earned All-Conference honors as a junior after averaging 11.7 points, 3.7 rebounds and 3.3 assists per game.
- Played his freshman and sophomore years for St. Mary's Ryken High School.
- Was a four-year starter in his high school career.
- In the summer of 2018, he helped his D.C. based AAU program, Team Takeover, capture the Peach Jam title.

2022-23 GAME-BY-GAME

Opponent	Date	GS	MIN	Total		3-Pointers		Free throws		Rebounds			PF	A	TO	BLK	STL	PTS	AVG		
				FG-FGA	PCT	3FG-3FGA	PCT	FT-FTA	PCT	OFF	DEF	TOT								AVG	
Niagara	11/07/2022	*	29:41	5-10	.500	1-3	.333	3-4	.750	2	5	7	7	0	4	3	2	0	14	14.0	
Western Caro.	11/10/2022	*	25:33	6-15	.400	0-1	.000	4-4	1.000	1	4	5	6	0	1	0	2	1	16	15.0	
Binghamton	11/15/2022	*	21:19	3-6	.500	0-1	.000	1-2	.500	1	3	4	5	3	1	5	1	0	7	12.3	
vs Saint Louis	11/19/2022	*	23:30	4-12	.333	1-5	.200	2-2	1.000	0	3	3	4	8	2	1	3	0	11	12.0	
vs Miami (FL)	11/20/2022	*	27:01	4-8	.500	1-2	.500	4-4	1.000	0	5	5	4	8	0	3	5	0	13	12.2	
Coppin St.	11/25/2022	*	31:41	6-16	.375	0-5	.000	9-10	.900	1	4	5	4	8	0	5	1	1	0	21	13.7
at Louisville	11/29/2022	*	24:06	6-10	.600	1-3	.333	2-3	.667	1	4	5	4	9	0	5	0	1	3	15	13.9
Illinois	12/02/2022	*	34:44	9-20	.450	4-9	.444	2-2	1.000	1	3	4	4	8	0	2	1	0	1	24	15.1
at Wisconsin	12/06/2022	*	29:39	6-13	.462	3-5	.600	2-3	.667	3	1	4	4	7	1	1	3	0	2	17	15.3
vs Tennessee	12/11/2022	*	35:42	6-18	.333	1-7	.143	5-6	.833	1	3	4	6	3	7	3	2	1	18	15.6	
UCLA	12/14/2022	*	23:48	0-8	.000	0-3	.000	3-4	.750	0	3	3	4	5	1	1	5	1	0	3	14.5
Saint Peter's	12/22/2022	*	24:12	3-4	.750	2-3	.667	6-8	.750	0	4	4	4	4	2	4	3	0	0	14	14.4
UMBC	12/29/2022	*	35:31	8-14	.571	0-3	.000	2-3	.667	1	6	7	4	6	2	2	1	1	1	18	14.7
at Michigan	01/01/2023	*	18:23	2-9	.222	1-2	.500	0-0	.000	2	2	4	4	6	0	1	2	0	1	5	14.0
at Rutgers	01/05/2023	*	30:52	5-12	.417	2-4	.500	1-4	.250	1	3	4	4	5	2	3	4	0	2	13	13.9
Ohio St.	01/08/2023	*	35:11	8-18	.444	1-5	.200	13-15	.867	5	6	11	4	9	3	0	3	0	3	30	14.9
at Iowa	01/15/2023	*	34:25	8-17	.471	1-4	.250	3-4	.750	0	5	5	4	9	0	3	1	0	1	20	15.2
Michigan	01/19/2023	*	37:30	9-19	.474	0-5	.000	8-10	.800	1	2	3	4	8	2	2	3	0	3	26	15.8
at Purdue	01/22/2023	*	32:27	4-18	.222	0-6	.000	2-2	1.000	3	4	7	4	9	1	7	2	1	3	10	15.5
Totals			19	555:15	102-247	.413	19-76	.250	72-90	.800	24	70	94	4.9	20	57	44	10	20	295	15.5

Player Averages

Games Played	Minutes/game	Points/game	FG Pct	3FG Pct	FT Pct	Rebounds/game	Assists/game	Turnovers/game	Assist/Turnover ratio	Steals/game	Blocks/game
19	29.2	15.5	41.3	25.0	80.0	4.9	3.0	2.3	1.3	1.1	0.5

SEASON/CAREER HIGHS

	2022-23 SEASON	CAREER HIGHS
POINTS	30 vs. #24 Ohio State (1/8/23)	30, 2x, last vs. #24 Ohio State (1/8/23)
REBOUNDS	11 vs. #24 Ohio State (1/8/23)	12 at Marshall (2/19/22)
FG MADE	9, 2x, last vs. Michigan (1/19/23)	12 vs. Wake Forest (12/17)
FG ATT.	20 vs. #16 Illinois (12/2/22)	21 vs. Wake Forest (12/17)
3 FG MADE	4 vs. #16 Illinois (12/2/22)	4 (12x), last vs. #16 Illinois (12/2/22)
3 FG ATT.	9 vs. #16 Illinois (12/2/22)	9, 2x, last vs. #16 Illinois (12/2/22)
FT MADE	13 vs. #24 Ohio State (1/8/23)	13, 2x, last vs. #24 Ohio State (1/8/23)
FT ATT.	15 vs. #24 Ohio State (1/8/23)	16 at Florida Atlantic (1/23/21)
ASSISTS	7, 2x, last at #3 Purdue (1/22/23)	9 vs. USC Upstate (11/12/21)
BLOCKS	2, 3x, last vs. #7 Tennessee (12/11/22)	3 vs. LA Tech (2/10)
STEALS	3, 3x, last at #3 Purdue (1/22/23)	3 (11x), last vs. Michigan (1/19/23)
MINUTES	38 vs. Michigan (1/19/23)	--

MISCELLANEOUS STATS

Category	Season	Career	Last Time
Double-Figure Scoring	16	91	10 at #3 Purdue (1/22/23)
20-plus Points	5	37	26 vs. Michigan (1/19/23)
10-plus Rebounds	1	7	11 vs. #24 Ohio State (1/8/23)
5-plus Rebounds	9	56	7 at #3 Purdue (1/22/23)
5-plus Assists	5	23	7 at #3 Purdue (1/22/23)
3-plus Steals	3	12	3 at #3 Purdue (1/22/23)
Double-Doubles	1	7	30 pts, 11 reb vs. #24 Ohio State (1/8/23)

CAREER STATS

				Field Goals		3-Point		F-Throws		Rebounds									Scoring	
SEASON	TEAM	GP-GS	MIN/AVG	FG-FGA	FG%	3FG-3FGA	3FG%	FT-FTA	FT%	OFF	DEF	TOT	AVG	PF-FO	A	TO	BLK	STL	PTS	AVG
2019-20	CLT	29-29	939/32.4	118-277	.426	47-126	.373	79-107	.738	16	135	151	5.2	34-0	82	54	10	45	362	12.5
2020-21	CLT	25-25	936/37.4	140-331	.423	45-133	.338	126-151	.834	19	104	123	4.9	22-0	63	61	7	26	451	18.0
2021-22	CLT	31-31	1111/35.8	210-449	.468	56-164	.341	132-148	.892	21	162	183	5.9	32-0	114	66	14	34	608	19.6
2022-23	MD	19-19	555/29.2	102-247	.413	19-76	.250	72-90	.800	24	70	94	4.9	20-0	57	44	10	20	295	15.5
TOTAL FOR MD		19-19	555/29.2	102-247	.413	19-76	.250	72-90	.800	24	70	94	4.9	20-0	57	44	10	20	295	15.5
TOTAL		104-104	3541/34.0	570-1304	.437	167-499	.335	409-496	.825	80	471	551	5.3	108-0	316	225	41	125	1716	16.5



#2 JAHARI LONG

GUARD • 6-5 • 200 • JR. • HOUSTON, TX (EPISCOPAL/SETON HALL)

IG JB00QI / JAHARI2_



SCAN FOR FULL BIO

2022-23 SEASON (AT MARYLAND):

- Scored a season high nine points at Michigan (1/1)
- Scored eight points going perfect from the floor (2-of-2 FG, 1-1 3FG, 3-3 FT) against Saint Peter's (12/22)
- Scored six points while recording four assists in a victory over Saint Louis (11/19).
- Matched his career high with five points in a pair of wins over Niagara (11/7) and Western Carolina (11/10).

2021-22 SEASON (AT SETON HALL):

- Appeared in five games before an injury ended his season early; averaged 0.8 points and 2.2 assists per game
- Recorded a career-high six assists in the season opener against FDU (11/10)
- Inserted into the starting lineup against Cal at the Fort Myers Tip-Off (11/24)
- Recorded three points, three rebounds, three assists, and one steal in his other start of the season against Bethune-Cookman (11/28).

2020-21 SEASON (AT SETON HALL):

- Appeared in 19 games for the Pirates, averaging 1.0 points per game
- Made his first collegiate field goal in a win over Iona (11/30)
- Had a season-high three assists in a season-high 18 minutes played in a win over Wagner (12/8)
- Made all four of his free throw attempts and issued two assists in a win at DePaul (1/9)
- Gave the Pirates 15 solid minutes and finished with three points, an assist and zero turnovers in the team's BIG EAST quarterfinal win over St. John's (3/11)

NOTABLES:

- Attended Episcopal High School for four years, playing under head coach Wayan Jones
- Named All-Private School by the Houston Chronicle, Dallas Morning News and VYPE
- Was a two-time finalist for the Guy V. Lewis Award, given to the top high school player in the city of Houston
- Three-time All-Southwest Preparatory Conference selection
- Helped lead Bellaire to a District championship in 2020.
- Full name is Jahari Akil Long
- Son of Marchanel Wilson and Jamaal Long
- Has four siblings
- Member of the Rytes Warriors, Gooz Elite and Texas Showcase summer and AAU club

► 2022-23 GAME-BY-GAME

Opponent	Date	GS	MIN	Total		3-Pointers		Free throws		Rebounds			PF	A	TO	BLK	STL	PTS	AVG		
				FG-FGA	PCT	3FG-3FGA	PCT	FT-FTA	PCT	OFF	DEF	TOT								AVG	
Niagara	11/07/2022		10:20	2-3	.667	1-1	1.000	0-0	.000	0	0	0	0	2	2	1	0	1	5	5.0	
Western Caro.	11/10/2022		14:27	2-4	.500	0-1	.000	1-2	.500	0	0	0	0	1	2	3	0	1	5	5.0	
Binghamton	11/15/2022		17:48	0-1	.000	0-1	.000	0-2	.000	0	1	1	0	1	4	0	0	2	0	3.3	
vs Saint Louis	11/19/2022		17:27	1-2	.500	1-1	1.000	3-4	.750	0	1	1	0.5	2	4	1	0	1	6	4.0	
vs Miami (FL)	11/20/2022		13:05	1-2	.500	0-1	.000	0-0	.000	0	2	2	0.8	1	3	1	0	1	2	3.6	
Coppin St.	11/25/2022		15:16	2-3	.667	1-1	1.000	0-0	.000	0	1	1	0.8	3	0	2	0	0	5	3.8	
at Louisville	11/29/2022		17:35	1-4	.250	0-0	.000	1-2	.500	0	1	1	0.9	4	3	3	0	1	3	3.7	
Illinois	12/02/2022		06:55	0-0	.000	0-0	.000	0-0	.000	0	1	1	0.9	0	2	0	0	0	0	3.3	
at Wisconsin	12/06/2022		19:11	1-2	.500	1-2	.500	0-0	.000	0	0	0	0.8	2	1	0	0	0	3	3.2	
vs Tennessee	12/09/2022		05:04	0-0	.000	0-0	.000	0-0	.000	1	0	1	0.8	0	0	0	0	0	0	2.9	
UCLA	12/14/2022		17:18	0-4	.000	0-1	.000	1-2	.500	1	3	4	1.1	0	3	2	0	0	1	2.7	
Saint Peter's	12/22/2022		15:60	2-2	1.000	1-1	1.000	3-3	1.000	0	0	0	1.0	2	1	0	0	0	8	3.2	
UMBC	12/29/2022		02:53	0-0	.000	0-0	.000	0-0	.000	0	0	0	0.9	0	0	0	0	0	0	2.9	
at Michigan	01/01/2023		22:51	4-9	.444	1-2	.500	0-0	.000	0	2	2	1.0	2	0	1	0	1	9	3.4	
at Rutgers	01/05/2023		09:08	1-3	.333	1-2	.500	0-0	.000	1	0	1	1.0	1	2	0	0	0	3	3.3	
Ohio St.	01/08/2023		06:37	0-0	.000	0-0	.000	0-0	.000	0	0	0	0.9	1	1	1	0	0	0	3.1	
at Iowa	01/15/2023		22:05	3-7	.429	1-3	.333	0-0	.000	0	0	0	0.9	2	0	0	0	0	7	3.4	
Michigan	01/19/2023		02:30	0-0	.000	0-0	.000	0-0	.000	0	0	0	0.8	0	0	0	0	0	0	3.2	
at Purdue	01/22/2023		06:39	0-0	.000	0-0	.000	0-0	.000	0	0	0	0.8	1	2	0	0	0	0	3.0	
Totals			0	243:09	20-46	.435	8-17	.471	9-15	.600	3	12	15	0.8	25	30	15	0	8	57	3.0

Player Averages

Games Played	Minutes/game	Points/game	FG Pct	3FG Pct	FT Pct	Rebounds/game	Assists/game	Turnovers/game	Assist/Turnover ratio	Steals/game	Blocks/game
19	12.8	3.0	43.5	47.1	60.0	0.8	1.6	0.8	2.0	0.4	0.0

► SEASON/CAREER HIGHS

	2022-23 SEASON	CAREER HIGHS
POINTS	9 at Michigan (1/1/23)	9 at Michigan (1/1/23)
REBOUNDS	4 vs. No. 16 UCLA (1/1/23)	3 vs. Bethune-Cookman (11/28/21)
FG MADE	4 at Michigan (1/1/23)	4 at Michigan (1/1/23)
FG ATT.	9 at Michigan (1/1/23)	9 at Michigan (1/1/23)
3 FG MADE	1, 8x, last at Iowa (1/15/23)	1, 7x, last at Michigan (1/1/23)
3 FG ATT.	3 at Iowa (1/15/23)	3 vs. Bethune-Cookman (11/28/21)
FT MADE	3, 2x, last vs. Saint Peter's (12/22/22)	4 at DePaul (1/9/21)
FT ATT.	4 vs. Saint Louis (11/19/22)	4, 2x, last vs. Saint Louis (11/19/22)
ASSISTS	4, 2x, last vs. Saint Louis (11/19/22)	6 vs. Fairleigh Dickinson (11/10/21)
BLOCKS	-	-
STEALS	2 vs. Binghamton (11/15/22)	2 vs. Binghamton (11/15/22)
MINUTES	23 at Michigan (1/1/23)	24 - vs. Fairleigh Dickinson (11/10/21)

► MISCELLANEOUS STATS

Category	Season	Career	Last Time
Double-Figure Scoring			
20-plus Points			
10-plus Rebounds			
5-plus Rebounds			
5-plus Assists	1	6 vs. Fairleigh Dickinson (11/10/21)	
3-plus Steals			
Double-Doubles			

► CAREER STATS

				Field Goals		3-Point		F-Throws		Rebounds				Scoring						
SEASON	TEAM	GP-GS	MIN/AVG	FG-FGA	FG%	3FG-3FGA	3FG%	FT-FTA	FT%	OFF	DEF	TOT	AVG	PF-FO	A	TO	BLK	STL	PTS	AVG
2020-21	SHU	19-0	129/6.8	6-19	.316	2-8	.250	5-5	1.000	1	10	11	0.6	5-0	6	13	0	2	19	1.0
2021-22	SHU	5-2	62/12.5	1-7	.143	1-5	.200	1-3	.333	2	3	5	1.0	5-0	11	5	0	2	4	0.8
2022-23	MD	19-0	243/12.8	20-46	.435	8-17	.471	9-15	.600	3	12	15	0.8	25-0	30	15	0	8	57	3.0
TOTAL FOR MD		19-0	243/12.8	20-46	.435	8-17	.471	9-15	.600	3	12	15	0.8	25-0	30	15	0	8	57	3.0
TOTAL		43-2	434/10.1	27-72	.375	11-30	.367	15-23	.652	6	25	31	0.7	35-0	47	33	0	12	80	1.9



#10 JULIAN REESE

FORWARD • 6-9 • 230 • SO. • BALTIMORE, MD (ST. FRANCES ACADEMY)

SHIFTY_JU / REESE10JULIAN



SCAN FOR FULL BIO

2022-23 SEASON:

- Had his best Big Ten game with a 19-point effort going 8-of-11 from the floor at No. 3 Purdue (1/22) where he added three rebounds and had a steal.
- Scored 10 points while hauling down eight rebounds and posting a team-high three assists in win over No. 24 Ohio State.
- Returned to the line-up against UMBC (12/29) after missing the Saint Peter's game due to injury - had seven points (all on free throws) and seven rebounds against the Retrievers.
- Tallied 10 points while contributing six rebounds and two blocks against Wisconsin (12/6).
- Notched his second career double-double, setting a new career high 24 points and tallying 10 rebounds in a win over Coppin State (11/25).
- His 22 points in the first half against Coppin State (11/25) make him the first Terp to score 20-plus points in a half since Anthony Cowan Jr. scored 20 against Temple (11/28/19).
- Scored 19 points while adding seven rebounds in a win over Binghamton (11/15).
- Posted his first career double-double with a career-high 19 points and 12 rebounds in a win over Western Carolina (11/10).
- Opened the year with seven points and seven assists in the season opening win against Niagara (11/7).

2021-22 SEASON:

- Played in 32 games with one start averaging 17.7 minutes per game
- Averaged 5.7 points and 4.4 rebounds per game
- Had the second-most blocks (23) on the team - just one behind Donta Scott and Qudus Wahab who each had 24
- Also had 14 steals and 13 assists on the year
- Reached double-figure scoring in seven games
- Tallied career-high 13 points - all in the first half - at Nebraska (2/18)
- Posted 12 points, five rebounds and a pair of steals against Minnesota (3/2)
- Also scored 12 points against Lehigh (12/28) and George Mason (11/17)
- Made first career start vs. Rutgers (1/15), posting nine points and seven rebounds
- Posted career-highs in rebounds (8) and blocks (4) vs. Virginia Tech (12/1)
- Posted 11 points, seven rebounds and three blocks in collegiate debut vs. Quinnipiac (11/9) - the most blocks in a Terrapin debut since Alex Len posted three against Albany on 12/28/11.

NOTABLES:

- A consensus four-star recruit across all national recruiting outlets
- Ranked the 44th overall player, 10th at his position and No. 1 in the state of Maryland by 247Sports
- Ranked the 49th overall player and 15th at his position via ESPN
- Attended St. Frances Academy in Baltimore
- Received BCL Defensive Player of the Year honors
- Honorable Mention All-BCL honors
- AAU teammate with Maryland teammate Ike Cornish.
- The son of Angel Reese
- Sister, also named Angel, is currently a member of the LSU women's basketball team after beginning her career at Maryland and was the No. 2 overall recruit in the Class of 2020
- Nickname is "JuJu"

2022-23 GAME-BY-GAME

Opponent	Date	GS	MIN	Total		3-Pointers		Free throws		Rebounds				PF	A	TO	BLK	STL	PTS	AVG
				FG-FGA	PCT	3FG-3FGA	PCT	FT-FTA	PCT	OFF	DEF	TOT	AVG							
Niagara	11/07/2022	*	26:08	3-5	.600	0-0	.000	1-2	.500	2-5	7	7	0	3	2	1	0	7	7.0	
Western Caro.	11/10/2022	*	22:24	7-9	.778	0-0	.000	5-5	1.000	4-8	12	9	5	2	1	0	1	19	13.0	
Binghamton	11/15/2022	*	25:44	8-9	.889	0-0	.000	3-5	.600	4-3	7	8	7	1	0	1	2	19	15.0	
vs Saint Louis	11/19/2022	*	25:51	2-3	.667	0-0	.000	0-4	.000	2-3	5	7	8	3	3	2	2	4	12.3	
vs Miami (FL)	11/20/2022	*	32:59	7-8	.875	0-0	.000	3-5	.600	4-3	7	6	3	2	3	2	1	17	13.2	
Coppin St.	11/25/2022	*	25:21	10-12	.833	0-0	.000	4-7	.571	7-3	10	8	0	5	0	2	2	24	15.0	
at Louisville	11/29/2022	*	24:09	2-4	.500	0-0	.000	2-6	.333	1-6	7	9	3	0	0	0	0	6	13.7	
Illinois	12/02/2022	*	29:00	1-2	.500	0-0	.000	3-6	.500	2-5	7	8	4	0	3	1	1	5	12.6	
at Wisconsin	12/06/2022	*	30:60	4-6	.667	0-0	.000	2-4	.500	1-5	6	7	6	4	2	3	2	0	10	12.3
vs Tennessee	12/11/2022	*	23:30	4-6	.667	0-0	.000	0-0	.000	1-7	8	7	6	4	0	3	0	2	8	11.9
UCLA	12/14/2022	*	17:06	2-4	.500	0-0	.000	0-0	.000	1-2	3	7	2	1	0	1	0	4	11.2	
UMBC	12/29/2022	*	22:41	0-2	.000	0-0	.000	7-12	.583	3-4	7	7	2	3	1	2	1	7	10.8	
at Michigan	01/01/2023	*	16:22	1-4	.250	0-0	.000	0-2	.000	0-2	2	6	8	5	0	1	0	1	2	10.2
at Rutgers	01/05/2023	*	36:04	4-5	.800	0-0	.000	0-1	.000	1-5	6	6	7	4	1	5	0	3	8	10.0
Ohio St.	01/08/2023	*	27:15	4-10	.400	0-0	.000	2-2	1.000	2-6	8	6	8	3	3	1	1	0	10	10.0
at Iowa	01/15/2023	*	26:12	5-8	.625	0-0	.000	0-1	.000	2-4	6	6	8	4	2	4	0	1	10	10.0
Michigan	01/19/2023	*	32:55	3-10	.300	0-0	.000	0-0	.000	4-5	9	6	9	3	0	1	1	0	6	9.8
at Purdue	01/22/2023	*	33:41	8-11	.727	0-0	.000	3-3	1.000	2-1	3	6	7	4	1	0	0	1	19	10.3
Totals			17	478:22	75-118	.636	0-0	.000	35-65	.538	43	77	120	6.7	59	18	34	15	165	10.3

Player Averages

Games Played	Minutes/game	Points/game	FG Pct	3FG Pct	FT Pct	Rebounds/game	Assists/game	Turnovers/game	Assist/Turnover ratio	Steals/game	Blocks/game
18	26.6	10.3	63.6	0.0	53.8	6.7	1.0	1.9	0.5	0.9	0.8

SEASON/CAREER HIGHS

	2022-23 SEASON	CAREER HIGHS
POINTS	24 vs. Coppin State (11/25/22)	24 vs. Coppin State (11/25/22)
REBOUNDS	12 vs. Western Carolina (11/10/22)	12 vs. Western Carolina (11/10/22)
FG MADE	10 vs. Coppin State (11/25/22)	10 vs. Coppin State (11/25/22)
FG ATT.	12 10 vs. Coppin State (11/25/22)	12 vs. Coppin State (11/25/22)
3 FG MADE	-	2 (2x), last vs. #17 Illinois (1/21/22)
3 FG ATT.	-	3 vs. #17 Illinois (1/21/22)
FT MADE	7 vs. UMBC (12/29/22)	7 vs. UMBC (12/29/22)
FT ATT.	12 7 vs. UMBC (12/29/22)	12 vs. UMBC (12/29/22)
ASSISTS	3 vs. #24 Ohio State (1/8/23)	3, 2x, last vs. #24 Ohio State (1/8/23)
BLOCKS	2, 5x, last at Wisconsin (12/6/22)	4 vs. Virginia Tech (12/1/21)
STEALS	3 at Rutgers (1/5/23)	3, 2x, last at Rutgers (1/5/23)
MINUTES	36 at Rutgers (1/5/23)	36 at Rutgers (1/5/23)

MISCELLANEOUS STATS

Category	Season	Career	Last Time
Double-Figure Scoring	8	15	19 at #3 Purdue (11/22/23)
20-plus Points	1	1	24 vs. Coppin State (11/25/22)
10-plus Rebounds	2	2	10 vs. Coppin State (11/25/22)
5-plus Rebounds	15	31	9 vs. Michigan (1/19/23)
3-plus Blocks	2	2	4 vs. Virginia Tech (12/1/21)
5-plus Assists	1	1	3 vs. Hofstra (11/19/21)
3-plus Steals	1	1	3 at Illinois (1/6/22)
Double-Doubles	2	2	24 pts, 10 reb vs. Coppin State (11/25/22)

CAREER STATS

				Field Goals		3-Point		F-Throws		Rebounds									Scoring	
SEASON	TEAM	GP-GS	MIN/AVG	FG-FGA	FG%	3FG-3FGA	3FG%	FT-FTA	FT%	OFF	DEF	TOT	AVG	PF-FO	A	TO	BLK	STL	PTS	AVG
2021-22	MD	32-1	563/17.6	67-147	.456	7-23	.304	41-51	.804	69	73	142	4.4	84-4	13	39	23	14	182	5.7
2022-23	MD	18-17	478/26.6	75-118	.636	0-0	.000	35-65	.538	43	77	120	6.7	59-2	18	34	15	16	185	10.3
TOTAL		50-18	1041/20.8	142-265	.536	7-23	.304	76-116	.655	112	150	262	5.2	143-6	31	73	38	30	367	7.3



#11 NOAH BATCHELOR

GUARD/FORWARD • 6-6 • 185 • FR. • FREDERICK, MD (GLENELG COUNTRY SCHOOL/IMG ACADEMY)

📷 NOAHBATCHELORR / 🐦 NOAH_BATCHELOR



SCAN FOR FULL BIO

2022-23 SEASON:

- Made his first collegiate start at Rutgers (1/5)
- Scored a season-high six points against No. 16 UCLA (12/14).
- Scored three points and had a season-high four rebounds at Louisville (11/29).
- Played 14 minutes and scored four points in a victory over Binghamton (11/15).
- Appeared as a reserve against Western Carolina (11/10) where he was 1-for-3 from deep.
- Made his collegiate debut against Niagara (11/7) hitting his first career triple.

NOTABLES:

- First player signed by head coach Kevin Willard at Maryland
- Ranked as high the No. 22 small forward prospect in the nation by Rivals in 2021
- Played at powerhouse IMG Academy in Bradenton, Florida in 2021-22 after playing at Glenelg Country School in Ellicott City and St. Maria Goretti Catholic High School in Hagerstown prior to that
- Participated in two USA Basketball camps and played for coach Eddie Green with Team Thrill on the Under Armour circuit in the spring and summer of 2021
- After playing his freshman season at St. Maria Goretti, was named first-team All-Howard County after the 2019-20 season averaging a team-high 13.5 points per game in the highly-competitive Maryland Interscholastic Athletic Association of Maryland A Conference
- Made 62 three-point field goals that season and had 20-or-more points on six occasions
- In a big win over Archbishop Spaulding, made six three-pointers and hit a buzzer-beater to send the game into overtime while eventually leading his team to victory.

► 2022-23 GAME-BY-GAME

Opponent	Date	GS	MIN	Total		3-Pointers		Free throws		Rebounds				PF	A	TO	BLK	STL	PTS	AVG
				FG-FGA	PCT	3FG-3FGA	PCT	FT-FTA	PCT	OFF	DEF	TOT	AVG							
Niagara	11/07/2022		09:05	1-1	1.000	1-1	1.000	0-0	.000	0	1	1	1.0	0	0	0	1	0	3	3.0
Western Caro.	11/10/2022		06:31	1-3	.333	1-3	.333	0-0	.000	0	1	1	1.0	0	0	1	0	0	3	3.0
Binghamton	11/15/2022		14:16	1-5	.200	1-5	.200	1-2	.500	0	1	1	1.0	0	0	0	0	1	4	3.3
vs Saint Louis	11/19/2022		03:59	1-3	.333	1-3	.333	0-2	.000	0	1	1	1.0	2	0	0	0	0	3	3.3
vs Miami (FL)	11/20/2022		00:40	0-0	.000	0-0	.000	0-0	.000	0	1	1	1.0	0	0	0	0	0	0	2.6
Coppin St.	11/25/2022		08:43	0-0	.000	0-0	.000	0-0	.000	0	3	3	1.3	2	1	1	0	0	0	2.2
at Louisville	11/29/2022		08:41	1-3	.333	0-1	.000	1-1	1.000	1	3	4	1.7	1	0	1	0	0	3	2.3
vs Tennessee	12/11/2022		05:16	0-1	.000	0-1	.000	2-2	1.000	0	1	1	1.6	1	0	0	0	0	2	2.3
UCLA	12/14/2022		13:37	2-3	.667	2-3	.667	0-0	.000	0	0	0	1.4	1	2	0	0	0	6	2.7
Saint Peter's	12/22/2022		13:09	1-3	.333	1-3	.333	0-0	.000	0	2	2	1.5	0	0	0	0	0	3	2.7
UMBC	12/29/2022		03:18	0-2	.000	0-2	.000	0-0	.000	0	2	2	1.5	1	0	0	0	0	0	2.5
at Michigan	01/01/2023		21:57	0-4	.000	0-2	.000	3-5	.600	1	4	5	1.8	2	2	1	1	1	3	2.5
at Rutgers	01/05/2023	*	10:01	0-0	.000	0-0	.000	0-0	.000	0	0	0	1.7	1	0	1	0	0	0	2.3
Michigan	01/19/2023		01:49	0-2	.000	0-2	.000	0-0	.000	0	0	0	1.6	0	0	0	0	0	0	2.1
at Purdue	01/22/2023		00:04	0-0	.000	0-0	.000	0-0	.000	0	0	0	1.5	0	0	0	0	0	0	2.0
Totals			1	121:06	8-30	.267	7-26	.269	7-12	.583	2	20	22	1.5	11	5	2	2	30	2.0

Player Averages

Games Played	Minutes/ game	Points/ game	FG Pct	3FG Pct	FT Pct	Rebounds/ game	Assists/ game	Turnovers/ game	Assist/Turnover ratio	Steals/ game	Blocks/ game
15	8.1	2.0	26.7	26.9	58.3	1.5	0.3	0.3	1.0	0.1	0.1

► SEASON/CAREER HIGHS

	SEASON/CAREER HIGHS
POINTS	6 vs. #16 UCLA (12/14/22)
REBOUNDS	5 at Michigan (1/1/23)
FG MADE	2 vs. #16 UCLA (12/14/22)
FG ATT.	5 vs. Binghamton (11/15/22)
3 FG MADE	2 vs. #16 UCLA (12/14/22)
3 FG ATT.	5 vs. Binghamton (11/15/22)
FT MADE	3 at Michigan (1/1/23)
FT ATT.	5 at Michigan (1/1/23)
ASSISTS	2, 2x, last at Michigan (1/1/23)
BLOCKS	1, 2x, last at Michigan (1/1/23)
STEALS	1, 2x, last at Michigan (1/1/23)
MINUTES	21 at Michigan (1/1/23)

► MISCELLANEOUS STATS

Category	Season	Career	Last Time
Double-Figure Scoring			
20-plus Points			
10-plus Rebounds			
5-plus Rebounds	1	1	5 at Michigan (1/1/23)
5-plus Assists			
3-plus Steals			
Double-Doubles			

► CAREER STATS

				Field Goals		3-Point		F-Throws		Rebounds								Scoring		
SEASON	TEAM	GP-GS	MIN/AVG	FG-FGA	FG%	3FG-3FGA	3FG%	FT-FTA	FT%	OFF	DEF	TOT	AVG	PF-FO	A	TO	BLK	STL	PTS	AVG
2022-23	MD	15-1	121/8.1	8-30	.267	7-26	.269	7-12	.583	2	20	22	1.5	11-0	5	5	2	2	30	2.0
TOTAL		15-1	121/8.1	8-30	.267	7-26	.269	7-12	.583	2	20	22	1.5	11-0	5	5	2	2	30	2.0



#12 PAVLO DZIUBA

F • 6-8 • 235 • JR. • KYIV, UKRAINE (BASQUET/ARIZONA STATE)

Instagram: DZIUB / Twitter: DZIUB1

📞 pah-vlo ZOO-ba



SCAN FOR FULL BIO

2022-23 SEASON:

- Played four minutes in win over Louisville (11/29).
- Saw his first action of the season against Western Carolina (11/10).

2021-22 SEASON:

- Saw action in eight games averaging 4.1 minutes
- Had three points, three rebounds, and two steals on the season
- Made his collegiate debut against Quinnipiac (11/9) where he scored three points, had two rebounds, and saw a season-high 14 minutes on the court
- Had one steal against George Washington (11/11)
- Hauled down one rebound against Lehigh (12/28)
- Saw action in Big Ten games against Michigan (1/18), Ohio State (2/6), Iowa (2/10), and Minnesota (3/2)
- Transferred to Maryland in June 2021 from Arizona State

2020-21 SEASON (ARIZONA STATE):

- The youngest player in college basketball (17)
- Appeared in eight games as a reserve forward
- Scored first career points against Rhode Island (11/25)
- Played career-high 10 minutes vs. UCLA (1/7)

NOTABLES:

- A four-star recruit according to 247Sports.com
- Impressed at the FIBA U16 Division B European Championships in 2019, averaging 13.8 points (.545 FG), 9.3 rebounds and 2.1 assists
- Spent time with FC Barcelona's U18 team during the 2019-20 season

2022-23 GAME-BY-GAME

Opponent	Date	GS	MIN	Total		3-Pointers		Free throws		Rebounds				PF	A	TO	BLK	STL	PTS	AVG
				FG-FGA	PCT	3FG-3FGA	PCT	FT-FTA	PCT	OFF	DEF	TOT	AVG							
Western Caro.	11/10/2022		02:17	0-0	.000	0-0	.000	0-0	.000	0	0	0	0.0	0	0	0	0	0	0	0.0
at Louisville	11/29/2022		03:41	0-0	.000	0-0	.000	0-0	.000	0	0	0	0.0	0	0	1	0	0	0	0.0
UCLA	12/14/2022		01:58	0-0	.000	0-0	.000	0-0	.000	0	0	0	0.0	1	0	0	0	0	0	0.0
UMBC	12/29/2022		00:10	0-0	.000	0-0	.000	0-0	.000	0	0	0	0.0	0	0	0	0	0	0	0.0
at Iowa	01/15/2023		01:57	0-0	.000	0-0	.000	0-0	.000	0	1	1	0.2	0	0	0	0	0	0	0.0
Totals		0	10:03	0-0	.000	0-0	.000	0-0	.000	0	1	1	0.2	1	0	1	0	0	0	0.0

Player Averages

Games Played	Minutes/game	Points/game	FG Pct	3FG Pct	FT Pct	Rebounds/game	Assists/game	Turnovers/game	Assist/Turnover ratio	Steals/game	Blocks/game
5	2.0	0.0	0.0	0.0	0.0	0.2	0.0	0.2	0.0	0.0	0.0

SEASON/CAREER HIGHS

	2022-23 SEASON	CAREER HIGHS
POINTS	-	3 vs. Quinnipiac (11/9/21)
REBOUNDS	1 at Iowa (1/15/23)	2 vs. Quinnipiac (11/9/21)
FG MADE	-	1 (2x), last vs. Quinnipiac (11/9/21)
FG ATT.	-	3 vs. Quinnipiac (11/9/21)
3 FG MADE	-	1 vs. Quinnipiac (11/9/21)
3 FG ATT.	-	3 vs. Quinnipiac (11/9/21)
FT MADE	-	1 vs. Houston Baptist (11/29/20)
FT ATT.	-	2 vs. Houston Baptist (11/29/20)
ASSISTS	-	-
BLOCKS	-	1 vs. UCLA (1/7/21)
STEALS	-	1 (2x), last vs. Iowa (2/10/22)
MINUTES	4 at Louisville (11/29/22)	14 vs. Quinnipiac (11/9/21)

MISCELLANEOUS STATS

Category	Season	Career	Last Time
Double-Figure Scoring			
20-plus Points			
10-plus Rebounds			
5-plus Rebounds			
5-plus Assists			
3-plus Steals			
Double-Doubles			

CAREER STATS

				Field Goals		3-Point		F-Throws		Rebounds				Scoring						
SEASON	TEAM	GP-GS	MIN/AVG	FG-FGA	FG%	3FG-3FGA	3FG%	FT-FTA	FT%	OFF	DEF	TOT	AVG	PF-FO	A	TO	BLK	STL	PTS	AVG
2020-21	ASU	8-0	33/4.1	1-1	1.000	0-0	.000	1-2	.500	0	2	2	0.3	6-0	0	3	1	0	3	0.4
2021-22	MD	8-0	33/4.1	1-3	.333	1-2	.500	0-0	.000	1	2	3	0.4	4-0	0	1	0	2	3	0.4
2022-23	MD	5-0	10/2.0	0-0	.000	0-0	.000	0-0	.000	0	1	1	0.2	1-0	0	1	0	0	0	0.0
TOTAL FOR MD		13-0	43/3.3	1-3	.333	1-2	.500	0-0	.000	1	3	4	0.3	5-0	0	2	0	2	3	0.2
TOTAL		21-0	75/3.6	2-4	.500	1-2	.500	1-2	.500	1	5	6	0.3	11-0	0	5	1	2	6	0.3



#13 HAKIM HART

GUARD • 6-8 • 205 • SR. • PHILADELPHIA, PA (ROMAN CATHOLIC)

IG HAKIMHART13 / TW KEEM__3

ha-keem



SCAN FOR FULL BIO

2022-23 SEASON:

- Scored 11 points with five rebounds and two assists at No. 3 Purdue (1/22).
- Posted 10 points and five rebounds in key win over Michigan (1/19).
- Notched 12 points and seven rebounds in win over No. 24 Ohio State (1/8).
- Scored 16 points on 5-of-8 shooting while adding six boards in win over UMBC (12/29).
- Poured in 17 points including a career-high tying five triples in win over No. 16 Illinois (12/2).
- Scored a season-high 22 points and eight rebounds against Coppin State (11/25).
- Netted 16 points, shooting 2-for-3 from three in a victory over Saint Louis (11/19).
- Scored 10 points with five rebounds in win over Western Carolina (11/10).
- Opened the season with nine points, three assists, and two rebounds against Niagara (11/7).

2021-22 SEASON:

- Second-leading returning scorer for the Terps from the 2021-22 squad
- Averaged 9.9 points and 3.6 rebounds per game
- Started 31-of-32 games played averaging 31.1 minutes per night
- Shot 52.7 percent from the floor and 85.0 percent from the free throw line
- Had 12 blocks, 49 steals, and 60 assists on the year with 18 games in double-figure points
- Posted double-figures in 10 straight games from Dec. 1-Jan. 15; had just nine total in first 55 collegiate games
- Broke out for a season-high 24 points, his second-best single-game scoring total, vs. Richmond (11/25)
- Twice had a season-high eight rebounds (at Iowa, at Northwestern)
- Recorded 19 points, seven rebounds, and three assists to go along with two steals in win over Minnesota (3/2)
- Had 19 points vs. Iowa (2/10)
- Scored 18 points and matched career-high with eight rebounds at Northwestern (1/12)
- Recorded a career-high five steals vs. Lehigh (12/28) - the most for a Terrapin since Aaron Wiggins vs. Delaware (11/6/18)

NOTABLES:

- Mark Ward Philadelphia & Catholic League Player of the Year as a senior
- Also earned the following accolades as a senior: Black Cager Catholic League Player of the Year, USA Today First Team All-State, First Team All-Catholic, Daily News and Philadelphia Inquirer First Team All-Area, Philadelphia Inquirer First Team All-City and Daily News First Team All-Catholic League
- A top-25 finalist for Mr. PA Basketball
- Averaged 21.1 points, 6.7 rebounds, 4.0 assists and 1.8 steals in explosive senior season
- Helped Roman Catholic capture back-to-back Catholic League titles
- Scored more than 1,000 points in two seasons at Roman Catholic
- Played AAU for Philly Pride, averaging 14.3 points, 5.0 rebounds and 3.0 assists while playing in the Under Armour Association in 2018.
- Born in Philadelphia, Pa.
- Son of Syrita and Hakim Hart
- Has one younger brother, who he describes as his inspiration

2022-23 GAME-BY-GAME

Opponent	Date	GS	MIN	Total FG-FGA	PCT	3FG-3FGA	PCT	FT-FTA	PCT	OFF DEF TOT	REB	PF	A	TO	BLK	STL	PTS	AVG
Niagara	11/07/2022	*	28:51	3-4	.750	1-2	.500	2-2	1.000	0 2 2	2.0	2	3	2	1	1	9	9.0
Western Caro.	11/10/2022	*	26:48	4-7	.571	1-3	.333	1-2	.500	0 5 5	3.5	1	2	1	0	1	10	9.5
Binghamton	11/15/2022	*	21:53	5-10	.500	1-3	.333	2-2	1.000	1 7 8	5.0	0	2	0	0	2	13	10.7
vs Saint Louis	11/19/2022	*	28:44	6-10	.600	2-3	.667	2-2	1.000	3 1 4	4.8	0	2	0	0	1	16	12.0
vs Miami (FL)	11/20/2022	*	34:28	4-7	.571	1-3	.333	5-6	.833	0 4 4	4.6	1	0	1	0	0	14	12.4
Coppin St.	11/25/2022	*	34:28	7-11	.636	2-4	.500	6-7	.857	4 4 8	5.2	3	2	1	0	2	22	14.0
at Louisville	11/29/2022	*	28:25	3-5	.600	1-3	.333	2-2	1.000	1 2 3	4.9	1	4	1	1	2	9	13.3
Illinois	12/02/2022	*	34:23	6-9	.667	5-6	.833	0-0	.000	0 5 5	4.9	3	2	1	0	0	17	13.8
at Wisconsin	12/06/2022	*	31:51	2-10	.200	1-4	.250	0-0	.000	3 6 9	5.3	1	2	2	0	0	5	12.8
vs Tennessee	12/11/2022	*	33:58	3-8	.375	1-6	.167	2-3	.667	0 5 5	5.3	0	0	1	0	0	9	12.4
UCLA	12/14/2022	*	24:10	3-7	.429	0-4	.000	2-2	1.000	2 4 6	5.4	1	1	0	0	0	8	12.0
Saint Peter's	12/22/2022	*	26:58	7-8	.875	1-2	.500	5-7	.714	0 2 2	5.1	1	1	1	0	0	20	12.7
UMBC	12/29/2022	*	34:45	5-8	.625	1-4	.250	5-7	.714	2 4 6	5.2	2	2	2	1	2	16	12.9
at Michigan	01/01/2023	*	22:40	3-8	.375	1-2	.500	1-1	1.000	2 2 4	5.1	0	0	1	0	1	8	12.6
at Rutgers	01/05/2023	*	23:24	1-3	.333	0-2	.000	0-0	.000	0 2 2	4.9	2	2	3	1	1	2	11.9
Ohio St.	01/08/2023	*	37:20	3-10	.300	0-2	.000	6-7	.857	1 6 7	5.0	2	1	3	0	2	12	11.9
at Iowa	01/15/2023	*	35:33	2-7	.286	1-3	.333	3-4	.750	0 1 1	4.8	1	1	1	0	2	8	11.6
Michigan	01/19/2023	*	40:00	4-8	.500	1-3	.333	1-2	.500	2 3 5	4.8	2	1	1	0	2	10	11.6
at Purdue	01/22/2023	*	38:17	5-12	.417	0-3	.000	1-2	.500	1 4 5	4.8	4	2	2	0	1	11	11.5
Totals			19	586:56	76-152	.500	21-62	.339	46-58	.793	22 69 91	4.8	27	30	23	4 22	219	11.5

Player Averages

Games Played	Minutes/game	Points/game	FG Pct	3FG Pct	FT Pct	Rebounds/game	Assists/game	Turnovers/game	Assist/Turnover ratio	Steals/game	Blocks/game
19	30.9	11.5	50.0	33.9	79.3	4.8	1.6	1.2	1.3	1.2	0.2

SEASON/CAREER HIGHS

	2022-23 SEASON	CAREER HIGHS
POINTS	22 vs. Coppin State (11/25)	32 vs. Saint Peter's (12/4/20)
REBOUNDS	9 at Wisconsin (12/6/22)	9 at Wisconsin (12/6/22)
FG MADE	7 vs. Coppin State (11/25)	11 vs. Saint Peter's (12/4/20)
FG ATT.	12 at #3 Purdue (1/22/23)	13 vs. Saint Peter's (12/4/20)
3 FG MADE	5 vs. #16 Illinois (12/2/22)	5, 2x, last vs. #16 Illinois (12/2/22)
3 FG ATT.	6 (2x), last vs. Tennessee (12/11/22)	7 vs. Saint Peter's (12/4/20)
FT MADE	6, 2x, last vs. #24 Ohio State (1/8/23)	8 vs. Minnesota (3/2/22)
FT ATT.	7, 4x, last vs. #24 Ohio State (1/8/23)	9 at Rutgers (2/21/21)
ASSISTS	4 at Louisville (11/29/22)	6 vs. Wingate (1/15/21)
BLOCKS	1, 4x, last at Rutgers (1/5/23)	3 at #17 Minnesota (1/23/21)
STEALS	2, 6x, last vs. Michigan (1/19/23)	5 vs. Lehigh (12/28/21)
MINUTES	40 vs. Michigan (1/19/23)	48 at Northwestern (1/12/22)

MISCELLANEOUS STATS

Category	Season	Career	Last Time
Double-Figure Scoring	11	35	11 at #3 Purdue (1/22/23)
20-plus Points	2	4	20 vs. Saint Peter's (12/22/22)
10-plus Rebounds		1	32 vs. Saint Peter's (12/4/20)
5-plus Rebounds	10	26	5 at #3 Purdue (1/22/23)
5-plus Assists		19	3 vs. Minnesota (3/2/22)
3-plus Steals		8	4 vs. Penn State (2/22/22)
Double-Doubles			

CAREER STATS

CAREER STATS				Field Goals		3-Point		F-Throws		Rebounds									Scoring	
SEASON	TEAM	GP-GS	MIN/AVG	FG-FGA	FG%	3FG-3FGA	3FG%	FT-FTA	FT%	OFF	DEF	TOT	AVG	PF-FO	A	TO	BLK	STL	PTS	AVG
2019-20	MD	18-0	113/6.3	8-36	.222	4-27	.148	8-12	.667	3	8	11	0.6	11-0	9	4	0	0	28	1.6
2020-21	MD	31-19	793/25.6	76-168	.452	29-88	.330	38-50	.760	20	90	110	3.5	45-0	59	29	5	24	219	7.1
2021-22	MD	32-31	994/31.1	109-207	.527	31-94	.330	68-80	.850	27	87	114	3.6	54-0	60	29	12	49	317	9.9
2022-23	MD	19-19	587/30.9	76-152	.500	21-62	.339	46-58	.793	22	69	91	4.8	27-0	30	23	4	22	219	11.5
TOTAL		100-69	2488/24.9	269-563	.478	85-271	.314	160-200	.800	72	254	326	3.3	137-0	158	85	21	95	783	7.8



#15 PATRICK EMILIEN

FORWARD • 6-7 • 210 • GR. • TORONTO, ONTARIO (JOHN POLANYI COLLEGIATE INSTITUTE/WESTERN MICHIGAN/ST. FRANCIS (N.Y.) @ PATRICK_EMI / PATRICK_EMI

eh-million



SCAN FOR FULL BIO

2022-23 SEASON:

- After missing the Iowa and Michigan games due to injury, returned to the line-up at No. 3 Purdue.
- Made first start as a Terp against Saint Peter's (12/22) where he scored 10 points (4-of-6 FG).
- Posted a season-high six points with three rebounds in win at Louisville (11/29).
- Scored four points in his Maryland debut against Niagara (11/7); added two boards, a steal and a block.

2021-22 SEASON (AT ST. FRANCIS):

- Started all 27 games he played in with the Terriers, averaging 12.5 points, 6.2 rebounds per game.
- Shot 47.8 percent from the floor and 75.0 from the free-throw line
- Scored in double-figures in 19 games with a career-high of 23 points at Wagner (Jan. 15)
- Had a stretch of 11 consecutive games with 10-plus points, including 20-point games against Fairleigh Dickinson (Feb. 3) and LIU (Feb. 10)
- Posted four double-doubles with his first one coming at St. John's (Nov. 23) with 12 points and 12 rebounds
- Also had double-doubles against St. Francis Pa. (Jan. 6) with 12 points and 11 rebounds; Mount St. Mary's (Jan. 8) with 11 points and 10 boards and at Bryant (Jan. 23) with 17 points and career-best 12 rebounds
- Tallied 21 points at Francis Pa. (Feb. 19), for his fourth game with 20-plus points on the season
- Opened the season with 18 points and five rebounds at Wisconsin (Nov. 10), his first game as a Terrier

2020-21 SEASON (AT WESTERN MICHIGAN):

- Member of Academic All-MAC Team, earning a 3.2 GPA or better
- Played in 15 games, making four starts, averaging 5.2 points, 3.5 rebounds per game with the Broncos
- Averaged 19.6 minutes per game, shooting 41.4 percent from the field
- Shot 32.6 percent from behind the three-point line & shot 60 percent from the free-throw line
- Registered three double-digit performances
- Scored a WMU career-high 18 points on 7-of-10 shooting from the field vs. Buffalo (Jan. 12)

NOTABLES:

- Played at the Toronto Basketball Academy in the National Preparatory Association (NPA) averaging 20.6 points per game, ranking 6th in the league
- Helped lead team to the NPA National Championship Quarterfinals in 2017
- During NPA play, had a 40-point performance with 10 three-pointers against a Virginia Tech commit and an ESPN Top 100 prospect
- During the NPA New Year Challenge, averaged 22.6 points per game
- Selected as one of 25 Canadians to compete in the NBA-Sanctioned All-Canadian Showcase.
- Attended and graduated from the John Polanyi Collegiate Institute
- Son of Sheila Fardy and Reynald Emilien
- Sister, Gabrielle, played soccer at Howard University and was named SWAC Goalkeeper of the Year in 2017

CAREER STATS

				Field Goals		3-Point		F-Throws		Rebounds										Scoring	
SEASON	TEAM	GP-GS	MIN/AVG	FG-FGA	FG%	3FG-3FGA	3FG%	FT-FTA	FT%	OFF	DEF	TOT	AVG	PF-FO	A	TO	BLK	STL	PTS	AVG	
2018-19	WMU	32-12	680/21.2	48-138	.348	26-89	.292	30-53	.566	44	82	126	3.9	33-0	25	39	13	13	152	4.8	
2019-20	WMU	30-0	278/9.3	25-61	.410	5-23	.217	5-17	.294	17	38	55	1.8	28-0	12	19	9	6	60	2.0	
2020-21	WMU	15-4	293/19.5	29-70	.414	14-43	.326	6-10	.600	9	44	53	3.5	18-0	19	15	10	8	78	5.2	
2021-22	SFBK	27-27	825/30.5	141-295	.478	1-9	.111	54-72	.750	61	107	168	6.2	70-1	29	57	20	21	337	12.5	
2022-23	MD	16-2	266/16.6	11-26	.423	0-3	.000	15-23	.652	20	29	49	3.1	27-1	2	8	11	5	37	2.3	
TOTAL FOR MD		16-2	266/16.6	11-26	.423	0-3	.000	15-23	.652	20	29	49	3.1	27-1	2	8	11	5	37	2.3	
TOTAL		120-45	2341/19.5	254-590	.431	46-167	.275	110-175	.629	151	300	451	3.8	176-2	87	138	63	53	664	5.5	

2022-23 GAME-BY-GAME

Opponent	Date	GS	MIN	Total		3-Pointers		Free throws		Rebounds				PF	A	TO	BLK	STL	PTS	AVG
				FG-FGA	PCT	3FG-3FGA	PCT	FT-FTA	PCT	OFF	DEF	TOT	AVG							
Niagara	11/07/2022		14:17	1-3	.333	0-0	.000	2-2	1.000	1	1	2	2.0	3	0	1	1	1	4	4.0
Western Caro.	11/10/2022		19:11	0-1	.000	0-0	.000	1-2	.500	0	0	0	1.0	0	0	0	2	1	1	2.5
Binghamton	11/15/2022		19:24	1-2	.500	0-1	.000	1-1	1.000	0	4	4	2.0	3	1	0	1	1	3	2.7
vs Saint Louis	11/19/2022		21:20	0-1	.000	0-1	.000	0-0	.000	1	6	7	3.3	2	0	0	1	0	0	2.0
vs Miami (FL)	11/20/2022		17:13	1-1	1.000	0-0	.000	0-0	.000	2	2	4	3.4	0	0	1	1	1	2	2.0
at Louisville	11/29/2022		14:35	2-3	.667	0-0	.000	2-6	.333	2	1	3	3.3	2	0	0	0	0	0	6.2
Illinois	12/02/2022		18:10	0-0	.000	0-0	.000	0-0	.000	2	2	4	3.4	4	0	1	0	0	0	2.3
at Wisconsin	12/06/2022		14:04	1-3	.333	0-0	.000	0-0	.000	0	1	1	3.1	2	0	1	1	1	1	2.3
vs Tennessee	12/11/2022		15:40	0-2	.000	0-0	.000	0-0	.000	2	3	5	3.3	1	0	1	0	1	0	2.0
UCLA	12/14/2022		15:37	0-0	.000	0-0	.000	0-0	.000	1	2	3	3.3	1	0	0	0	0	0	1.8
Saint Peter's	12/22/2022	*	25:52	4-6	.667	0-0	.000	2-2	1.000	1	3	4	3.4	0	1	0	3	0	10	2.5
UMBC	12/29/2022	*	16:47	0-0	.000	0-0	.000	4-4	1.000	0	2	2	3.3	1	0	2	0	0	0	4.2
at Michigan	01/01/2023		13:55	0-1	.000	0-0	.000	0-0	.000	2	1	3	3.2	5	0	1	0	0	0	2.5
at Rutgers	01/05/2023		13:49	0-2	.000	0-1	.000	1-2	.500	2	1	3	3.2	1	0	1	0	0	0	1.2
Ohio St.	01/08/2023		20:24	1-1	1.000	0-0	.000	2-4	.500	4	0	4	3.3	2	0	0	0	0	0	2.4
at Purdue	01/22/2023		05:29	0-0	.000	0-0	.000	0-0	.000	0	0	0	3.1	0	0	0	0	0	0	2.3
Totals		2	265:47	11-26	.423	0-3	.000	15-23	.652	20	29	49	3.1	27	2	8	11	5	37	2.3

Player Averages

Games Played	Minutes/game	Points/game	FG Pct	3FG Pct	FT Pct	Rebounds/game	Assists/game	Turnovers/game	Assist/Turnover ratio	Steals/game	Blocks/game
16	16.6	2.3	42.3	0.0	65.2	3.1	0.1	0.5	0.3	0.3	0.7

SEASON/CAREER HIGHS

	2022-23 SEASON	CAREER HIGHS
POINTS	10 vs. Saint Peter's (12/22/22)	23 at Wagner (1/15/22)
REBOUNDS	7 vs. Saint Louis (11/19/22)	12 (2x) last at Bryant (1/23/22)
FG MADE	4 vs. Saint Peter's (12/22/22)	9 (3x) last at LIU (2/10/22)
FG ATT.	6 vs. Saint Peter's (12/22/22)	18 at Bryant (1/23/22)
3 FG MADE	-	3 (4x), last vs. Buffalo (1/12/2021)
3 FG ATT.	1, 3x, last at Rutgers (1/5/23)	3 at Wisconsin (11/9/21)
FT MADE	4 vs. UMBC (12/29/22)	7 at St. Francis (Pa.) (2/19/22)
FT ATT.	6 at Louisville (11/29/22)	9 at St. Francis (Pa.) (2/19/22)
ASSISTS	1, 2x, last vs. Saint Peter's (12/22/22)	4 at Ball State (2/25/2020)
BLOCKS	3 vs. Saint Peter's (12/22/22)	3, 2x, last vs. Saint Peter's (12/22/22)
STEALS	1, 5x, last at Wisconsin (12/6/22)	3 vs. St. Thomas (MN) (11/13/21)

MISCELLANEOUS STATS

Category	Season	Career	Last Time
Double-Figure Scoring	1	28	10 vs. Saint Peter's (12/22/22)
20-plus Points		4	21 at St. Francis (PA) (2/19/22)
10-plus Rebounds		4	12 at Bryant (1/23/22)
5-plus Rebounds	2	--	5 vs. #7 Tennessee (12/11/22)
5-plus Assists		--	--
3-plus Steals		--	3 vs. St. Thomas (MN) (11/13/21)
Double-Doubles		4	17 pts, 12 reb at Bryant (1/23/22)



#20 IKE CORNISH

GUARD/FORWARD • 6-6 • 190 • R-FR. • BALTIMORE, MD (LEGACY CHARTER)

IG: IKECORNISH / TW: IKECORNISH



SCAN FOR FULL BIO

2022-23 SEASON:

- Played 13 minutes and set a new career-high with nine points against Binghamton (11/15).
- Played nearly 12 minutes scoring two points and adding a rebound against Western Carolina (11/10).
- Scored two points while hauling down two boards in just over a minute of time against Niagara (11/7).

2021-22 SEASON:

- Did not see game action

NOTABLES:

- Member of the inaugural cohort for the Kubasik First Impact Program in 2022-23 - a program designed to help second-year student-athletes in the selection of a major, exposure to career paths, and provides opportunity to build career-ready skills
- Consensus four-star recruit via all major recruiting publications
- No. 77 overall player, No. 13 overall shooting guard, No. 3 overall player in the state of MD, according to 247Sports
- No. 32 overall shooting guard and No. 5 player in the state of Maryland via ESPN
- Averaged 15 points per game during his first two years at Dulaney
- Averaged 13.3 points and 3.6 rebounds per game as a junior at Legacy
- AAU teammate with fellow Terp Julian Reese
- Son of Karen and Edward Cornish
- Would like to become an agent or GM when playing career is over
- Chose Maryland because of its proximity to home

► 2022-23 GAME-BY-GAME

Opponent	Date	GS	MIN	Total		3-Pointers		Free throws		Rebounds				PF				A		BLK		STL		PTS	
				FG-FGA	PCT	3FG-3FGA	PCT	FT-FTA	PCT	OFF	DEF	TOT	AVG	A	TO	BLK	STL	PTS	AVG						
Niagara	11/07/2022		01:24	0-0	.000	0-0	.000	2-2	1.000	1	1	2	2.0	0	0	0	0	0	0	0	2	2.0			
Western Caro.	11/10/2022		11:43	1-4	.250	0-3	.000	0-0	.000	1	0	1	1.5	3	0	1	0	0	0	0	2	2.0			
Binghamton	11/15/2022		12:57	3-4	.750	1-2	.500	2-2	1.000	0	0	0	1.0	1	0	1	0	0	0	0	9	4.3			
vs Saint Louis	11/19/2022		04:22	0-1	.000	0-0	.000	0-0	.000	0	0	0	0.8	0	0	0	0	0	0	0	0	3.3			
vs Miami (FL)	11/20/2022		00:40	0-0	.000	0-0	.000	0-0	.000	0	0	0	0.6	0	0	0	0	0	0	0	0	2.6			
Coppin St.	11/25/2022		03:09	0-0	.000	0-0	.000	0-0	.000	0	0	0	0.5	0	0	0	0	0	0	0	0	2.2			
UCLA	12/14/2022		06:40	1-2	.500	1-1	1.000	0-0	.000	0	0	0	0.4	0	0	1	0	0	0	3	2.3				
Saint Peter's	12/22/2022		12:50	0-1	.000	0-0	.000	0-0	.000	0	1	1	0.5	0	0	0	0	0	0	0	0	2.0			
UMBC	12/29/2022		02:22	0-1	.000	0-1	.000	1-2	.500	0	1	1	0.6	0	0	0	0	0	0	1	1.9				
at Michigan	01/01/2023		08:37	2-4	.500	1-3	.333	0-0	.000	1	0	1	0.6	2	0	1	0	0	0	5	2.2				
at Iowa	01/15/2023		02:56	1-1	1.000	0-0	.000	0-0	.000	0	0	0	0.5	0	0	0	0	0	0	2	2.2				
at Purdue	01/22/2023		01:14	0-1	.000	0-0	.000	0-0	.000	0	0	0	0.5	1	0	1	0	1	0	1	2.0				
Totals			0 68:54	8-19	.421	3-10	.300	5-6	.833	3	3	6	0.5	7	0	5	0	1	24	2.0					

Player Averages

Games Played	Minutes/game	Points/game	FG Pct	3FG Pct	FT Pct	Rebounds/game	Assists/game	Turnovers/game	Assist/Turnover ratio	Steals/game	Blocks/game
12	5.7	2.0	42.1	30.0	83.3	0.5	0.0	0.4	0.0	0.1	0.0

► SEASON/CAREER HIGHS

	SEASON / CAREER HIGHS
POINTS	9 vs. Binghamton (11/15/22)
REBOUNDS	2 vs. Niagara (11/7/23)
FG MADE	3 vs. Binghamton (11/15/22)
FG ATT.	4, 3x, last at Michigan (1/1/23)
3 FG MADE	1, 3x, last at Michigan (1/1/23)
3 FG ATT.	3, 2x, last at Michigan (1/1/23)
FT MADE	2, 2x, last vs. Binghamton (11/15/22)
FT ATT.	2, 3x, last vs. UMBC (12/29/22)
ASSISTS	-
BLOCKS	-
STEALS	1 at #3 Purdue (1/22/23)
MINUTES	13 vs. Binghamton (11/15/22)

► MISCELLANEOUS STATS

Category	Season	Career	Last Time
Double-Figure Scoring			
20-plus Points			
10-plus Rebounds			
5-plus Rebounds			
5-plus Assists			
3-plus Steals			
Double-Doubles			

► CAREER STATS

				Field Goals		3-Point		F-Throws		Rebounds				Scoring						
SEASON	TEAM	GP-GS	MIN/AVG	FG-FGA	FG%	3FG-3FGA	3FG%	FT-FTA	FT%	OFF	DEF	TOT	AVG	PF-FO	A	TO	BLK	STL	PTS	AVG
2022-23	MD	12-0	69/5.7	8-19	.421	3-10	.300	5-6	.833	3	3	6	0.5	7-0	0	5	0	1	24	2.0
TOTAL		12-0	69/5.7	8-19	.421	3-10	.300	5-6	.833	3	3	6	0.5	7-0	0	5	0	1	24	2.0



#23 IAN MARTINEZ

GUARD • 6-3 • 185 • JR. • HEREDIA, COSTA RICA (JSERRA CATHOLIC/UTAH)

IG IAN_MARTINEZ22 / TW IANJUMAINE



SCAN FOR FULL BIO

2022-23 SEASON:

- Scored seven points going perfect from the floor and free throw line at No. 3 Purdue (1/22).
- Notched a season-high seven rebounds to go with five points at Rutgers (1/5).
- Made his first start of the season against Saint Peter's (12/22).
- Contributed 10 points and five rebounds in a victory at Louisville (11/29).
- Played 16 minutes and scored seven points in a win over Coppin State (11/25).
- Tallied 14 points and added four rebounds in a victory over Saint Louis (11/19).
- Scored six points to go with three rebounds and two assists against Western Carolina (11/10).
- Had a career-high five steals while adding three rebounds and an assist in win over Niagara (11/7).

2021-22 SEASON:

- Played in 28 games with one start, averaged 12.5 minutes per game
- Averaged 2.8 points, 1.6 rebounds, and 1.1 assists to go with 22 steals and seven blocks
- Had three games in double figures highlighted by a season-high 13 points against Hofstra (11/19)
- Scored 12 points versus Iowa (2/10)
- Had 10 points, four steals and three assists at Nebraska (2/18)
- Became the first Terp with back-to-back four-steal games since Greivis Vasquez in 2010
- Made first collegiate start at Michigan (1/18)
- Transferred to Maryland in April of 2021

2020-21 SEASON (AT UTAH):

- Appeared in 25 games, averaging 5.2 points per game
- Averaged 9.7 points over the final six games of the season, including an 18-point effort against USC in the Pac-12 Tournament
- Shot .495 from the field and .839 from the free throw line
- Scored career-high 18 points (7-of-10 FG) vs. USC (3/11)
- Posted 12 points, five rebounds and matched career-best with three assists vs. Arizona State (3/6)
- Had 10 points in back-to-back games against UCLA (2/25) and USC (2/27)
- Notched 16 points and five rebounds at California (2/11)

NOTABLES:

- A four-star recruit according to Rivals and 247Sports
- Averaged 23.9 points, 7.8 rebounds, 4.1 assists and 2.3 steals per game in high school
- Led JSerra to a 22-8 overall record and a second-round appearance in the CIF Southern Section Division I Playoffs as a junior
- Named All-Orange County, All-CIF Division I and All-Trinity League First-Team honors in his first year at JSerra
- First Costa Rican to play men's basketball at a major university
- Son of Henry and Helen Martinez, who both played college basketball
- Father, Henry, was an assistant men's basketball coach at Utah for two seasons (2019-21) and spent 15 years with an affiliation as a player and a coach with the Costa Rican National Team

2022-23 GAME-BY-GAME

Opponent	Date	GS	MIN	Total		3-Pointers		Free throws		Rebounds			PF	A	TO	BLK	STL	PTS	AVG	
				FG-FGA	PCT	3FG-3FGA	PCT	FT-FTA	PCT	OFF	DEF	TOT								AVG
Niagara	11/07/2022		16:14	0-4	.000	0-2	.000	2-2	1.000	2	1	3	3	0	2	1	0	5	2.0	
Western Caro.	11/10/2022		15:37	2-3	.667	0-1	.000	2-2	1.000	0	3	3	3	0	4	2	1	0	6.4	
Binghamton	11/15/2022		15:07	2-6	.333	0-1	.000	0-0	.000	0	2	2	2	7	3	0	0	0	4.0	
vs Saint Louis	11/19/2022		18:00	6-8	.750	2-4	.500	0-2	.000	3	1	4	3	0	3	1	0	1	14.0	
vs Miami (FL)	11/20/2022		14:19	0-3	.000	0-2	.000	4-4	1.000	0	1	1	2	6	1	1	0	0	4.0	
Coppin St.	11/25/2022		16:09	3-8	.375	0-0	.000	1-2	.500	1	1	2	2	5	2	1	1	0	7.62	
at Louisville	11/29/2022		21:20	4-9	.444	2-5	.400	0-0	.000	2	3	5	2	9	3	0	2	0	10.67	
Illinois	12/02/2022		20:12	2-4	.500	0-1	.000	4-5	.800	1	1	2	2	8	1	0	2	1	8.69	
at Wisconsin	12/06/2022		12:35	2-2	1.000	1-1	1.000	0-0	.000	0	2	2	2	7	2	0	0	0	5.67	
vs Tennessee	12/11/2022		13:48	0-1	.000	0-0	.000	4-6	.667	0	3	3	2	7	3	0	0	0	4.64	
UCLA	12/14/2022		22:06	6-9	.667	4-5	.800	0-0	.000	0	4	4	2	8	2	1	4	0	16.73	
Saint Peter's	12/22/2022	*	20:57	3-4	.750	0-1	.000	1-2	.500	1	2	3	2	8	0	1	1	0	7.73	
UMBC	12/29/2022	*	18:56	2-5	.400	0-2	.000	0-0	.000	0	3	3	2	8	2	1	2	2	4.70	
at Michigan	01/01/2023		18:47	1-8	.125	1-3	.333	0-0	.000	1	0	1	2	7	1	0	0	0	3.67	
at Rutgers	01/05/2023		21:29	1-3	.333	1-1	1.000	2-2	1.000	3	4	7	3	0	1	0	2	0	5.66	
Ohio St.	01/08/2023		10:52	1-1	1.000	0-0	.000	0-0	.000	0	2	2	2	9	2	0	2	0	2.63	
at Iowa	01/15/2023		14:38	1-3	.333	0-0	.000	0-0	.000	0	0	0	2	8	3	0	2	0	2.61	
Michigan	01/19/2023		19:42	2-3	.667	0-0	.000	2-3	.667	0	2	2	2	7	2	1	1	0	6.61	
at Purdue	01/22/2023		14:47	2-2	1.000	1-1	1.000	2-2	1.000	0	0	0	2	6	2	0	1	0	7.61	
Totals			2 325:35	40-86	.465	12-30	.400	24-32	.750	14	35	49	2.6	39	10	22	5	9	116	6.1

Player Averages

Games Played	Minutes/game	Points/game	FG Pct	3FG Pct	FT Pct	Rebounds/game	Assists/game	Turnovers/game	Assist/Turnover ratio	Steals/game	Blocks/game
19	17.1	6.1	46.5	40.0	75.0	2.6	0.5	1.2	0.5	0.5	0.3

SEASON/CAREER HIGHS

	2022-23 SEASON	CAREER HIGHS
POINTS	16 vs. #16 UCLA (12/14/22)	18 vs. USC (3/11/21)
REBOUNDS	7 at Rutgers (1/5/23)	7 at Rutgers (1/5/23)
FG MADE	6, 2x, last vs. #16 UCLA (12/14/22)	7 vs. USC (3/11/21)
FG ATT.	9, 2x, last vs. #16 UCLA (12/14/22)	10 vs. USC (3/11/21)
3 FG MADE	4 vs. #16 UCLA (12/14/22)	4 vs. #16 UCLA (12/14/22)
3 FG ATT.	5 (2x), last vs. #16 UCLA (12/14/22)	6 vs. Colorado (1/11/21)
FT MADE	4, 3x, last vs. #7 Tennessee (12/11/22)	5 at California (2/11/21)
FT ATT.	6 vs. #7 Tennessee (12/11/22)	6 vs. #7 Tennessee (12/11/22)
ASSISTS	2 vs. Western Carolina (11/10/22)	4 vs. Penn State (2/21/22)
BLOCKS	2, 2x, last vs. UMBC (12/29/22)	2 (6x), last vs. UMBC (12/29/22)
STEALS	5 vs. Niagara (11/7/23)	5 vs. Niagara (11/7/23)
MINUTES	22 vs. #16 UCLA (12/14/22)	30 vs. Hofstra (11/19/21)

MISCELLANEOUS STATS

Category	Season	Career	Last Time
Double-Figure Scoring	3	12	16 vs. #16 UCLA (12/14/22)
20-plus Points			
10-plus Rebounds			
5-plus Rebounds	2	9	7 at Rutgers (1/5/23)
5-plus Assists			
3-plus Steals	1	7	5 vs. Niagara (11/7/23)
Double-Doubles			

CAREER STATS

SEASON	TEAM	GP-GS	MIN/AVG	Field Goals FG-FGA FG%	3-Point 3FG-3FGA 3FG%	F-Throws FT-FTA FT%	Rebounds OFF DEF TOT AVG	Scoring PF-FO A TO BLK STL PTS AVG
2020-21	Utah	25-0	397/15.9	46-93 .495	11-34 .324	26-31 .839	6 41 47 1.9	50-2 20 19 17 14 129 5.2
2021-22	MD	28-1	352/12.6	27-82 .329	8-30 .267	17-24 .708	5 41 46 1.6	35-1 31 23 7 22 79 2.8
2022-23	MD	19-2	326/17.1	40-86 .465	12-30 .400	24-32 .750	14 35 49 2.6	39-0 10 22 5 9 116 6.1
TOTAL FOR MD		47-3	678/14.4	67-168 .399	20-60 .333	41-56 .732	19 76 95 2.0	74-1 41 45 12 31 195 4.1
TOTAL		72-3	1075/14.9	113-261 .433	31-94 .330	67-87 .770	25 117 142 2.0	124-3 61 64 29 45 324 4.5



#24 DONTA SCOTT

FORWARD • 6-8 • 205 • SR. • PHILADELPHIA, PA (IMHOTEP CHARTER)

DonTA_4

Don-tay



SCAN FOR FULL BIO

2022-23 SEASON:

- Scored 12 points in win over No. 24 Ohio State (1/8).
- Nearly had a double-double with 11 points and nine rebounds against UMBC (12/29).
- Had nine points while adding 10 rebounds and a career-high tying three blocks against Wisconsin (12/6).
- Recorded 18 points while contributing five rebounds and two blocks in an ACC/B1G Challenge victory over Louisville (11/29).
- Named to the Basketball Hall of Fame Tip-Off All-Tournament Team.
- Poured in 24 points against Miami (11/20) in the Hall of Fame Tip-Off Championship title game, marking the fifth 20-plus point performance of his career and second this season.
- Netted a career-high tying 25 points against Saint Louis (11/19).
- Scored seven points and added six rebounds against Western Carolina (11/10).
- Opened the season with 18 points and six rebounds against Niagara (11/7); was 7-of-13 from the floor including 4-of-5 from deep.

2021-22 SEASON:

- Third-leading scorer on the team with a career-best 12.6 points per game
- Also averaged a team-best and career-best 6.2 rebounds while tied for team lead in blocks (24)
- Recorded 23 games in double figure scoring including a pair of 25 point games
- Had one double-double with 18 points and 10 rebounds against George Mason (11/17)
- Posted 14 points, nine rebounds, and three steals vs. #22 Ohio State (2/27)
- Matched career-high with 25 points at #16 Ohio State (2/6) knocking down five three-pointers
- Notched career-high 25 points (9-12 FG) vs. #17 Illinois (1/21)
- Scored 12 points vs. #20 Florida (12/12) including the game-winning bucket with 16 seconds remaining
- Posted 14 points against Louisville (11/27)
- Set program's deadlift record (645 lbs) in offseason

NOTABLES:

- A 4-star recruit according to ESPN and Rivals; Ranked the 23rd overall player at position by Rivals and fifth overall player in Pennsylvania by ESPN
- Helped lead Imhotep to three straight PIAA Class 4A State Championships and three straight Philadelphia Public League championships; Twice named PIAA Class 4A Player of the Year
- Played various positions at Imhotep, including forward, point guard and shooting guard
- Scored 20 points in the state championship as a senior
- Also as a senior, scored 25 points in the City of Palms Classic semifinals to help Imhotep upset Cole Anthony and top-seeded Oak Hill Academy
- As a sophomore, helped Imhotep snap Montverde Academy's 55-game home winning streak
- Mother's name is Sandra ... the youngest (and tallest) of four brothers and four sisters
- In September of 2021, his childhood home in Philadelphia was destroyed by Hurricane Ida and nearly all of his family's possessions were lost; Nearly \$60,000 was raised by the Maryland and basketball communities to help the Scott's family recover
- Authored his first book, WIRED DIFFERENTLY: My School Journey, a short story which uses his own firsthand experience to encourage young people who learn differently to overcome the obstacles in front of them
- Major is family science

2022-23 GAME-BY-GAME

Opponent	Date	GS	MIN	Total		3-Pointers		Free throws		Rebounds				PF	A	TO	BLK	STL	PTS	AVG	
				FG-FGA	PCT	3FG-3FGA	PCT	FT-FTA	PCT	OFF	DEF	TOT	AVG								
Niagara	11/07/2022	*	35:10	7-13	.538	4-5	.800	0-0	.000	3	3	6	6.0	1	0	1	2	1	18	18.0	
Western Caro.	11/10/2022	*	27:59	3-8	.375	0-3	.000	1-2	.500	2	4	6	6.0	2	1	3	1	1	7	12.5	
Binghamton	11/15/2022	*	24:15	5-15	.333	0-2	.000	0-0	.000	4	5	9	9.0	2	2	2	1	1	10	11.7	
vs Saint Louis	11/19/2022	*	26:44	8-13	.615	2-5	.400	7-7	1.000	2	3	5	6.5	3	1	1	1	1	25	15.0	
vs Miami (FL)	11/20/2022	*	28:28	9-12	.750	3-4	.750	3-4	.750	2	6	8	6.8	4	3	1	0	0	24	16.8	
Coppin St.	11/25/2022	*	31:19	3-9	.333	1-5	.200	2-2	1.000	2	4	6	6.7	2	2	1	0	1	9	15.5	
at Louisville	11/29/2022	*	28:56	7-12	.583	3-6	.500	1-1	1.000	0	5	5	6.4	0	2	1	2	0	18	15.9	
Illinois	12/02/2022	*	32:50	5-13	.385	0-3	.000	2-2	1.000	2	1	3	6.0	1	3	1	0	0	12	15.4	
at Wisconsin	12/06/2022	*	34:37	3-14	.214	2-7	.286	1-3	.333	1	9	10	6.4	3	2	2	3	1	9	14.7	
vs Tennessee	12/11/2022	*	37:06	4-11	.364	0-6	.000	1-2	.500	1	7	8	6.6	3	1	3	2	0	9	14.1	
UCLA	12/14/2022	*	30:41	4-8	.500	2-6	.333	2-3	.667	1	5	6	6.5	3	2	2	1	1	12	13.9	
Saint Peter's	12/22/2022	*	26:51	3-11	.273	2-5	.400	0-2	.000	0	1	1	6.1	3	4	1	1	1	8	13.4	
UMBC	12/29/2022	*	36:17	5-13	.385	0-5	.000	1-2	.500	1	8	9	6.3	3	1	2	1	2	11	13.2	
at Michigan	01/01/2023	*	18:03	2-10	.200	0-3	.000	1-1	1.000	0	5	5	6.2	2	0	2	1	1	5	12.6	
at Rutgers	01/05/2023	*	29:50	3-10	.300	0-4	.000	0-0	.000	1	1	2	5.9	2	0	2	1	1	6	12.2	
Ohio St.	01/08/2023	*	29:36	4-9	.444	2-4	.500	2-3	.667	1	2	3	5.8	2	1	1	1	0	12	12.2	
at Iowa	01/15/2023	*	34:49	7-12	.583	1-2	.500	0-0	.000	6	5	11	6.1	0	1	2	0	0	15	12.4	
Michigan	01/19/2023	*	38:11	3-11	.273	1-2	.500	2-2	1.000	4	4	8	6.2	1	3	0	0	2	9	12.2	
at Purdue	01/22/2023	*	34:31	2-9	.222	1-5	.200	0-0	.000	0	4	4	6.1	2	0	1	1	0	5	11.8	
Totals			19	586:12	87-213	.408	24-82	.293	26-36	.722	33	82	115	6.1	39	28	29	19	14	224	11.8

Player Averages

Games Played	Minutes/game	Points/game	FG Pct	3FG Pct	FT Pct	Rebounds/game	Assists/game	Turnovers/game	Assist/Turnover ratio	Steals/game	Blocks/game
19	30.9	11.8	40.8	29.3	72.2	6.1	1.5	1.5	1.0	0.7	1.0

SEASON/CAREER HIGHS

	2022-23 SEASON	CAREER HIGHS
POINTS	25 vs. Saint Louis (11/19/22)	25 (3x), last vs. Saint Louis (11/19/22)
REBOUNDS	11 at Iowa (1/15/23)	12 (2x), last at Indiana (1/4/21)
FG MADE	9 vs. Miami (11/20/22)	9, 2x, last vs. Miami (11/20/22)
FG ATT.	15 vs. Binghamton (11/15/22)	16 (2x), last at Michigan (1/18/22)
3 FG MADE	4 vs. Niagara (11/7/22)	5 (2x), last at #16 Ohio State (2/6/22)
3 FG ATT.	7 at Wisconsin (12/6/22)	9 vs. #14 Wisconsin (1/27/21)
FT MADE	7 vs. Saint Louis (11/19/22)	7 vs. Saint Louis (11/19/22)
FT ATT.	7 vs. Saint Louis (11/19/22)	8 (3x), last at #17 Minnesota (1/23/21)
ASSISTS	4 vs. Saint Peter's (12/22/22)	8 vs. Nebraska (2/17/21)
BLOCKS	3 at Wisconsin (12/6/22)	3 (5x), last at Wisconsin (12/6/22)
STEALS	2, 2x, last vs. Michigan (1/19/23)	4 vs. #24 Purdue (2/2/21)
MINUTES	38 vs. Michigan (1/19/23)	39 vs. #16 Michigan (12/31/20)

MISCELLANEOUS STATS

Category	Season	Career	Last Time
Double-Figure Scoring	10	55	15 at Iowa (1/15/23)
20-plus Points	2	5	24 vs. Miami (11/20/22)
10-plus Rebounds	2	9	11 at Iowa (1/15/23)
5-plus Rebounds	13	66	8 vs. Michigan (1/19/23)
5-plus Assists		5	3 vs. Richmond (11/25/21)
3-plus Steals		13	3 at Michigan State (3/6/22)
Double-Doubles	1	5	15 pts, 11 rebs at Iowa (1/15/23)

CAREER STATS

SEASON	TEAM	GP-GS	MIN/AVG	Field Goals FG-FGA FG%	3-Point 3FG-3FGA 3FG%	F-Throws FT-FTA FT%	Rebounds OFF DEF TOT AVG	PF-FO A	TO BLK STL	PTS	AVG
2019-20	MD	31-21	674/21.7	68-155 .439	25-79 .316	22-26 .846	41 72 113 3.6	57-0 17	16 4 14	183	5.9
2020-21	MD	31-27	938/30.3	118-237 .498	49-112 .438	55-83 .663	32 150 182 5.9	50-0 63	46 25 22	340	11.0
2021-22	MD	32-31	1070/33.4	144-337 .427	39-134 .291	76-95 .800	53 145 198 6.2	63-1 39	52 24 26	403	12.6
2022-23	MD	19-19	586/30.9	87-213 .408	24-82 .293	26-36 .722	33 82 115 6.1	39-0 28	29 19 14	224	11.8
TOTAL		113-98	3267/28.9	417-942 .443	137-407 .337	179-240 .746	159 449 608 5.4	209-1 147	143 72 76	1150	10.2



#31 ARNAUD REVAZ

FORWARD • 6-10 • 230 • JR. • SION, SWITZERLAND (BOURG-EN-BRASSE ACADEMIE)

📷 REVAZARNAUD / 🐦 ARNAUDREVAZ

👂 Ar-no REE-vahz



SCAN FOR FULL BIO

2022-23 SEASON:

- Made his season debut against Binghamton (11/15) where he snagged a pair of rebounds.

2021-22 SEASON:

- Saw action in two games
- Made season debut vs. Lehigh (12/28)
- Played two minutes against Iowa (2/10)

2020-21 SEASON:

- Appeared in five games, totaling three points and six rebounds
- Posted first career field goal at #7 Michigan (1/19)
- Made collegiate debut against Old Dominion (11/25)

NOTABLES:

- Native of Sion, Switzerland
- Attended Lycée Saint-Pierre in Bourg-en-Bresse, France
- Played club basketball for Bourg-en-Bresse in the top tier French basketball league
- Helped JL Bourg to second place overall finish in French Pro A (U21) with a 20-6 overall record in 2019-2
- Played for the Swiss National Team at the U-18 European Championships in Skopje, Macedonia, where he averaged 9.6 points and 5.5 rebounds
- Competed in the heptathlon as a track & field athlete (specializing in high jump) for eight years before being discovered in 2015 by a retired Swiss professional basketball player at the age of 15 when he stood 6-7
- Son of Stéphane and Isabelle Revaz
- Fluent in French, German and English, with an understanding of Italian
- Chose the number 31 because he was previously 13 and reversing the numbers signified a new beginning

2022-23 GAME-BY-GAME

Opponent	Date	GS	MIN	Total FG-FGA	PCT	3FG-3FGA	PCT	Free throws FT-FTA	PCT	Rebounds OFF DEF TOT	AVG	PF	A TO	BLK	STL	PTS	AVG
Binghamton	11/15/2022	04:10	0-0	.000	0-0	.000	0-0	.000	1 1 2	2.0	2	0	0	0	0	0	0.0
vs Saint Louis at Louisville	11/19/2022	01:34	0-0	.000	0-0	.000	0-0	.000	0 0 0	1.0	2	0	0	0	0	0	0.0
Saint Peter's	12/22/2022	03:58	0-1	.000	0-0	.000	0-0	.000	0 1 1	0.8	0	0	0	0	0	0	0.0
UMBC	12/29/2022	00:21	0-0	.000	0-0	.000	0-0	.000	0 0 0	0.6	0	0	0	0	0	0	0.0
Totals		0 10:31	0-1	.000	0-0	.000	0-0	.000	1 2 3	0.6	4	0	0	0	0	0	0.0

Player Averages

Games Played	Minutes/game	Points/game	FG Pct	3FG Pct	FT Pct	Rebounds/game	Assists/game	Turnovers/game	Assist/Turnover ratio	Steals/game	Blocks/game
5	2.1	0.0	0.0	0.0	0.0	0.6	0.0	0.0	0.0	0.0	0.0

SEASON/CAREER HIGHS

	2022-23 SEASON	CAREER HIGHS
POINTS	-	2 at #7 Michigan (1/19/21)
REBOUNDS	2 vs. Binghamton (11/15/22)	3 vs. Wingate (1/15/21)
FG MADE	-	1 at #7 Michigan (1/19/21)
FG ATT.	1 vs. Saint Peter's (12/22/22)	2 at #7 Michigan (1/19/21)
3 FG MADE	-	-
3 FG ATT.	-	-
FT MADE	-	1 vs. Wingate (1/15/21)
FT ATT.	-	2 vs. Wingate (1/15/21)
ASSISTS	-	1 vs. Saint Peter's (12/4/20)
BLOCKS	-	-
STEALS	-	-

MISCELLANEOUS STATS

Category	Season	Career	Last Time
Double-Figure Scoring			
20-plus Points			
10-plus Rebounds			
5-plus Rebounds			
5-plus Assists			
3-plus Steals			
Double-Doubles			

CAREER STATS

SEASON	TEAM	GP-GS	MIN/AVG	Field Goals FG-FGA FG%	3-Point 3FG-3FGA 3FG%	F-Throws FT-FTA FT%	Rebounds OFF DEF TOT AVG	Scoring PF-FO A TO BLK STL PTS AVG
2020-21	MD	5-0	16/3.1	1-3 .333	0-0 .000	1-2 .500	1 5 6 1.2	4-0 1 3 0 0 3 0.6
2021-22	MD	2-0	3/1.4	0-0 .000	0-0 .000	0-0 .000	0 0 0 0.0	0-0 0 0 0 0 0 0.0
2022-23	MD	5-0	11/2.1	0-1 .000	0-0 .000	0-0 .000	1 2 3 0.6	4-0 0 0 0 0 0 0.0
TOTAL		12-0	29/2.4	1-4 .250	0-0 .000	1-2 .500	2 7 9 0.8	8-0 1 3 0 0 3 0.3



#32 BRETT KARKUS

GUARD • 6-4 • 185 • SO. • HEWLETT, NY (BERKSHIRE SCHOOL)

IG BRETTKARKUS / TW BRETTKARKUS



SCAN FOR FULL BIO

2022-23 SEASON:

- Made his season debut against Binghamton (11/15).

2021-22 SEASON:

- Saw action in two games
- Made collegiate debut vs. Lehigh (12/28)
- Also played against Iowa (2/10)

NOTABLES:

- Played prep basketball at the Berkshire School in Massachusetts, following high school career at Hewlett HS

► 2021-22 GAME-BY-GAME

Opponent	Date	GS	MIN	FG-FGA	PCT	3FG-3FGA	PCT	FT-FTA	PCT	OFF	DEF	TOT	AVG	PF	A	TO	BLK	STL	PTS	AVG
Binghamton	11/15/2022		01:30	0-0	.000	0-0	.000	0-0	.000	0	0	0	0.0	0	0	0	0	0	0	0.0
UMBC	12/29/2022		00:11	0-0	.000	0-0	.000	0-0	.000	0	0	0	0.0	2	0	0	0	0	0	0.0
Totals		0	01:41	0-0	.000	0-0	.000	0-0	.000	0	0	0	0.0	2	0	0	0	0	0	0.0

Player Averages

Games Played	Minutes/ game	Points/ game	FG Pct	3FG Pct	FT Pct	Rebounds/ game	Assists/ game	Turnovers/ game	Assist/Turnover ratio	Steals/ game	Blocks/ game
2	0.8	0.0	0.0	0.0	0.0	0.0	0.0	0.0	0.0	0.0	0.0

► SEASON/CAREER HIGHS

	2022-23 SEASON	CAREER HIGHS
POINTS	-	-
REBOUNDS	-	-
FG MADE	-	-
FG ATT.	-	1 vs. Lehigh (12/28/21)
3 FG MADE	-	-
3 FG ATT.	-	1 vs. Lehigh (12/28/21)
FT MADE	-	-
FT ATT.	-	-
ASSISTS	-	-
BLOCKS	-	-
STEALS	-	-
MINUTES	2 vs. Binghamton (11/15/22)	2 vs. Binghamton (11/15/22)

► MISCELLANEOUS STATS

Category	Season	Career	Last Time
Double-Figure Scoring			
20-plus Points			
10-plus Rebounds			
5-plus Rebounds			
5-plus Assists			
3-plus Steals			
Double-Doubles			

► CAREER STATS

				Field Goals		3-Point		F-Throws		Rebounds									Scoring	
SEASON	TEAM	GP-GS	MIN/AVG	FG-FGA	FG%	3FG-3FGA	3FG%	FT-FTA	FT%	OFF	DEF	TOT	AVG	PF-FO	A	TO	BLK	STL	PTS	AVG
2021-22	MD	2-0	2/1.1	0-1	.000	0-1	.000	0-0	.000	0	0	0	0.0	0-0	0	0	0	0	0	0.0
2022-23	MD	2-0	2/0.8	0-0	.000	0-0	.000	0-0	.000	0	0	0	0.0	2-0	0	0	0	0	0	0.0
TOTAL		4-0	4/1.0	0-1	.000	0-1	.000	0-0	.000	0	0	0	0.0	2-0	0	0	0	0	0	0.0



#35 CAELUM SWANTON-RODGER

CENTER • 6-11 • 220 • FR. • CALGARY, ALBERTA (EDGE SCHOOL)

IG R.CAELUM / TW CAELUMSWANTON

CAL-um



SCAN FOR FULL BIO

2022-23 SEASON:

- Played a key seven minutes against Michigan (1/19) where he scored four points (including a highlight reel dunk), hauled down a career-high three rebounds, and blocked a shot.
- Scored a season-high four points with a rebound and a blocked shot at Michigan (1/1).
- Saw season-high 10 minutes of action where he had two rebounds against Saint Peter's (12/22).
- Scored two points and added a pair of rebounds against No. 8 UCLA (12/14).
- Played four minutes against No. 7 Tennessee (12/11).
- Made his collegiate debut against Niagara (11/7) where he notched his first career points.

NOTABLES:

- Member of the Canadian National Team
- Played for the Edge School and club ball with UPlay Canada
- Participated in the 2022 BioSteel All-Canadian All-Star Game
- Averaged 21.0 points per game, 11.0 rebounds per game along with 4.0 blocks per game on the Marquee Hoops circuit
- Named MVP of the 2022 Genesis Classic
- Maryland's first Canadian men's basketball player since Toronto native Justin Jackson played with the Terps from 2016-18 before he was drafted by the Denver Nuggets in 2018.

2022-23 GAME-BY-GAME

Opponent	Date	GS	MIN	Total		3-Pointers		Free throws		Rebounds				PF	A TO	BLK	STL	PTS	AVG		
				FG-FGA	PCT	3FG-3FGA	PCT	FT-FTA	PCT	OFF	DEF	TOT	AVG								
Niagara	11/07/2022		01:24	1-1	1.000	0-0	.000	0-0	.000	0	0	0	0.0	1	0	0	0	2	2.0		
Western Caro.	11/10/2022		03:55	0-0	.000	0-0	.000	0-0	.000	0	1	1	0.5	1	0	0	0	0	1.0		
Binghamton	11/15/2022		01:20	0-0	.000	0-0	.000	0-0	.000	0	0	0	0.3	0	0	0	0	0	0.7		
vs Saint Louis	11/19/2022		02:38	0-0	.000	0-0	.000	0-0	.000	1	0	1	0.5	0	0	0	0	0	0.5		
vs Miami (FL)	11/20/2022		00:40	0-0	.000	0-0	.000	0-0	.000	0	0	0	0.4	0	0	0	0	0	0.4		
Coppin St.	11/25/2022		01:45	0-0	.000	0-0	.000	0-0	.000	0	0	0	0.3	0	0	0	0	0	0.3		
at Louisville	11/29/2022		02:07	0-0	.000	0-0	.000	0-0	.000	0	0	0	0.3	1	0	0	0	0	0.3		
vs Tennessee	12/11/2022		03:42	0-0	.000	0-0	.000	0-0	.000	0	0	0	0.3	1	0	0	0	0	0.3		
UCLA	12/14/2022		07:59	1-1	1.000	0-0	.000	0-1	.000	1	1	2	0.4	2	0	1	0	2	0.4		
Saint Peter's	12/22/2022		10:10	0-0	.000	0-0	.000	0-2	.000	1	1	2	0.6	3	0	1	0	0	0.4		
at Michigan	01/01/2023		09:43	2-2	1.000	0-0	.000	0-0	.000	0	1	1	0.6	2	0	1	1	4	0.7		
at Iowa	01/15/2023		01:48	0-0	.000	0-0	.000	0-0	.000	0	0	0	0.6	1	0	0	0	0	0.7		
Michigan	01/19/2023		07:05	2-2	1.000	0-0	.000	0-0	.000	2	1	3	0.8	2	0	0	1	4	0.9		
at Purdue	01/22/2023		06:19	0-0	.000	0-0	.000	0-0	.000	0	1	1	0.8	2	0	1	0	0	0.9		
Totals			0	60:35	6-6	1.000	0-0	.000	0-3	.000	6	5	11	0.8	16	0	4	2	0	12	0.9

Player Averages

Games Played	Minutes/game	Points/game	FG Pct	3FG Pct	FT Pct	Rebounds/game	Assists/game	Turnovers/game	Assist/Turnover ratio	Steals/game	Blocks/game
14	4.3	0.9	100.0	0.0	0.0	0.8	0.0	0.3	0.0	0.0	0.1

SEASON/CAREER HIGHS

POINTS	SEASON / CAREER HIGHS
4, 2x, last vs. Michigan (1/19/23)	
REBOUNDS	3 vs. Michigan (1/19/23)
FG MADE	2, 2x, last vs. Michigan (1/19/23)
FG ATT.	2, 2x, last vs. Michigan (1/19/23)
3 FG MADE	-
3 FG ATT.	-
FT MADE	-
FT ATT.	1 vs. #16 UCLA (12/14/22)
ASSISTS	-
BLOCKS	1, 2x, last vs. Michigan (1/19/23)
STEALS	-
MINUTES	10 vs. Saint Peter's (12/22/22)

MISCELLANEOUS STATS

Category	Season	Career	Last Time
Double-Figure Scoring			
20-plus Points			
10-plus Rebounds			
5-plus Rebounds			
5-plus Assists			
3-plus Steals			
Double-Doubles			

CAREER STATS

				Field Goals		3-Point		F-Throws		Rebounds									Scoring	
SEASON	TEAM	GP-GS	MIN/AVG	FG-FGA	FG%	3FG-3FGA	3FG%	FT-FTA	FT%	OFF	DEF	TOT	AVG	PF-FO	A	TO	BLK	STL	PTS	AVG
2022-23	MD	14-0	61/4.3	6-6	1.000	0-0	.000	0-3	.000	6	5	11	0.8	16-0	0	4	2	0	12	0.9
TOTAL		14-0	61/4.3	6-6	1.000	0-0	.000	0-3	.000	6	5	11	0.8	16-0	0	4	2	0	12	0.9

CAREER RECORDS

1000-POINT SCORERS

1. 2269	Juan Dixon (141 games)	1998-02
2. 2171	Greivis Vasquez (136 games)	2006-10
3. 2149	Len Bias (131 games)	1982-86
4. 2058	Albert King (118 games)	1977-81
5. 2017	Adrian Branch (123 games)	1981-85
39. 1172	Obinna Ekezie (118 games)	1995-99
40. 1161	Maurice Howard (112 games)	1978-81
41. 1153	Buck Williams (85 games)	1978-81
42. 1150	Donta Scott (113 games)	2019-pr.

CAREER SCORING AVERAGE

Minimum 2 seasons, 1,000 points, 16.0 ppg

1. 20.5	Tom McMillen (88 games)	1971-74
2. 20.2	Joe Smith (64 games)	1993-95
3. 18.7	Gene Shue (74 games)	1951-54
4. 18.3	John Lucas (110 games)	1972-76
5. 18.0	Will Hetzel (76 games)	1967-70

CAREER FIELD GOAL PERCENTAGE

Minimum 2 seasons, 250 FG

1. .615	Buck Williams (446-725)	1978-81
2. .595	Bruno Fernando (291-489)	2018-19
3. .589	Ben Coleman (376-638)	1982-84
4. .583	Greg Manning (623-1068)	1977-81
5. .582	Lee Brawley (428-736)	1948-52

CAREER 3-POINT FG MADE

1. 239	Juan Dixon (141 games)	1998-02
2. 230	Greivis Vasquez (136 games)	2006-10
3. 206	Anthony Cowan Jr. (130 games)	2016-20
4. 203	Mike Jones (128 games)	2003-07
5. 198	Jake Layman (141 games)	2012-16

CAREER REBOUND LEADERS

(Min. 500)

1. 1053	Len Elmore (86 games)	1971-74
2. 998	Lonny Baxter (138 games)	1998-02
3. 948	Derrick Lewis (127 games)	1984-88
4. 928	Buck Williams (85 games)	1978-81
5. 925	Terence Morris (136 games)	1997-01
26. 628	Travis Garrison (125 games)	2002-06
27. 615	Gary Ward (65 games)	1963-66
28. 608	Donta Scott (113 games)	2019-pr.

CAREER ASSISTS

1. 972	Steve Blake	1999-03
2. 772	Greivis Vasquez	2006-10
3. 649	Keith Gatlin	1983-86, 87-88
4. 590	Terrell Stokes	1995-99
5. 584	Anthony Cowan Jr.	2016-20

CAREER STEALS

1. 344	Johnny Rhodes	1992-96
2. 333	Juan Dixon	1998-02
3. 252	Laron Profit	1995-99
4. 234	Steve Blake	1999-03
5. 202	D.J. Strawberry	2003-07

CAREER BLOCKED SHOTS

1. 339	Derrick Lewis	1984-88
2. 256	Terence Morris	1997-01
3. 239	Cedric Lewis	1987-91
4. 231	James Gist	2004-08
5. 230	Ekene Ibekwe	2003-07

SEASON RECORDS

500-POINT SEASONS

1. 776	Walt Williams (29 games)	1991-92
2. 743	Len Bias (32 games)	1985-86
3. 735	Juan Dixon (36 games)	2001-02
4. 708	Joe Smith (34 games)	1994-95
5. 701	Len Bias (37 games)	1984-85

SEASON SCORING AVERAGE

1. 26.8	Walt Williams (29 games)	1991-92
2. 23.3	Will Hetzel (26 games)	1968-69
3. 23.2	Len Bias (32 games)	1985-86
4. 22.1	Gene Shue (23 games)	1952-53
5. 21.8	Gene Shue (30 games)	1953-54

SEASON FIELD GOAL PERCENTAGE

Minimum 100 FGs

1. .647	Buck Williams (183-283)	1980-81
2. .643	Greg Manning (196-305)	1979-80
3. .631	Johnny Rhodes (197-312)	1995-96
4. .611	Charles Pittman (102-167)	1981-82
5. .608	Ben Coleman (194-319)	1983-84

SEASON 3-POINT FG MADE

1. 92	Juan Dixon (36 games)	2001-02
2. 91	Terrell Stoglin (32 games)	2011-12
3. 89	Walt Williams (29 games)	1991-92
4. 81	Mike Jones (34 games)	2006-07
5. 73	Kevin Hueter (32 games)	2017-18
73	Drew Nicholas (31 games)	2002-03

SINGLE-SEASON REBOUNDS

1. 412	Len Elmore (28 games)	1973-74
2. 388	Jordan Williams (33 games)	2010-11
3. 363	Buck Williams (31 games)	1980-81
4. 362	Joe Smith (34 games)	1994-95
362	Bruno Fernando (34 games)	2018-19

SEASON ASSISTS

Available since 1969-70

1. 286	Steve Blake	2001-02
2. 248	Steve Blake	2000-01
3. 231	Greivis Vasquez	2007-08
4. 221	Steve Blake	2002-03
221	Keith Gatlin	1984-85

50-STEAL SEASONS

Available since 1977-78; Minimum 50

1. 110	Johnny Rhodes	1995-96
2. 96	Juan Dixon	1999-00
3. 95	Steve Francis	1998-99
95	Juan Dixon	2000-01
5. 92	Juan Dixon	2001-02

SEASON BLOCKED SHOTS

Available since 1977-78

1. 143	Cedric Lewis	1990-91
2. 114	Derrick Lewis	1986-87
3. 99	Derrick Lewis	1984-85
4. 97	Joe Smith	1994-95
5. 93	Joe Smith	1993-94

GAME RECORDS

30-POINT GAMES

1. 44	Ernest Graham vs. NC State (12/20/78)
2. 43	Al Bunge vs. Yale (1/4/60)
3. 41	Greivis Vasquez at Virginia Tech (2/27/10 - 2ot)
	Len Bias at Duke (1/25/86)
	Gene Shue vs. Washington & Lee (2/12/53)

20-REBOUND GAMES

1. 26	Len Elmore at Wake Forest (2/27/74)
2. 24	Len Elmore vs. Kent State (1/2/73)
	Will Hetzel vs. West Virginia (12/4/68)
4. 23	Derrick Lewis at James Madison (1/28/87)
5. 22	Buck Williams vs. Louisville (12/13/80)
	Buck Williams at UNLV (12/4/78)
	Al Bunge vs. Georgetown (2/26/58)
	Bob Kessler vs. Georgetown (2/25/56)

SINGLE-GAME ASSISTS

1. 15	Greivis Vasquez vs. NC State (2/9/08)
15	Terrell Stokes vs. Western Carolina (11/14/98)
3. 14	Steve Blake vs. North Carolina (1/9/02)
14	Terrell Stokes vs. Towson State (11/30/96)
5. 13	Many times (last: Pe'Shon Howard vs. LIU Brooklyn (11/16/12))

SINGLE-GAME BLOCKED SHOTS

1. 12	Cedric Lewis at South Florida (1/20/91)
	Derrick Lewis at James Madison (1/28/87)
3. 10	Derrick Lewis vs. UMES (2/27/87)
	Derrick Lewis vs. UMBC (2/18/87)
	Derrick Lewis vs. Towson State (2/21/85)
	Derrick Lewis vs. Tennessee (11/24/84)

SINGLE-GAME STEALS

1. 9	Johnny Rhodes at North Carolina (2/7/96)
9	Johnny Rhodes vs. American (12/23/95)
3. 8	Juan Dixon vs. Florida State (1/26/02)
8	Juan Dixon vs. North Carolina (1/9/02)
8	Juan Dixon vs. Georgia Tech (1/6/01)
8	Terrell Stokes vs. S.C. State (12/27/98)

SINGLE-GAME FREE THROWS MADE

19	Diamond Stone vs. Penn State (12/30/15)	
Consecutive FT in Single Game		
15	Albert King vs. Boston University (2/11/80)	
Consecutive FT Over Multiple Games		
40	Juan Dixon	2000-01

SINGLE-GAME 3-POINT FG MADE

9	Mike Jones vs. Missouri-Kansas City (12/13/06)
---	--

SINGLE-GAME FIELD GOALS

18	Ernest Graham vs. NC State (12/20/78)
Consecutive in Single Game	
10	Ryan Randle vs. Wagner (1/4/03)
	Lonny Baxter vs. North Texas (12/23/98)
	Keith Gatlin vs. Clemson (2/17/85)
	Barry Yates vs. Miami (12/29/70)
Consecutive Over Multiple Games	
16	Ryan Randle, three games in 2003 season, also a then-ACC Record



SCORING

A Player Scored 40 Points: Greivis Vasquez (41) at Virginia Tech, 2/27/2010.

A Player Scored 35 Points: Diamond Stone (39) vs. Penn State, 12/30/2015.

A Player Scored 30 Points: Jahmir Young (30), vs. No. 24 Ohio State, 1/8/2023.

A Player Scored 20 Points in a Half: Julian Reese (20), vs. Coppin State, 11/25/22.

A Player Scored At Least 30 Points in Back-to-Back Games: Nik Caner-Medley, 33 at Georgia Tech, 1/25/2006 and 30 at Temple, 1/28/2006.

Two Players Scored 30 points in the Same Game: Never

Two Players Scored 20 points in the Same Game: Eric Ayala (22) & Fatt Russell (23), at Rutgers, 1/25/2022.

A Player Scored 20+ Points in 4 Consecutive Games: Anthony Cowan Jr. (Jan. 8 - Jan. 18, 2019)

Same Two Players Scored 20 points in Back-to-Back Games: Lonny Baxter (32) and Juan Dixon (26) vs. Norfolk State, 3/23/2000; Lonny Baxter (21) and Juan Dixon (24) vs. Chicago State, 3/27/2000.

Three Players Scored 20 Points in the Same Game: Julian Reese (24), Hakim Hart (22), Jahmir Young (21) vs. Coppin State, 11/25/22.

Five Players Scored in Double Figures in a Game: Jahmir Young (30), Hakim Hart (12), Donta Scott (12), Julian Reese (10), Don Carey (10) vs. No. 24 Ohio State, 1/8/23

Six Players Scored in Double Figures in a Game: Anthony Cowan Jr. (23), Jalen Smith (20), Eric Ayala (13), Bruno Fernando (11), Aaron Wiggins (11), Serrel Smith Jr. (10) vs. Loyola Maryland, 12/11/2018.

Seven Players Scored in Double Figures in a Game: Joe Smith (25), Johnny Rhodes (19), Sarunas Jasikevicius (18), Exree Hipp (16), Wayne Bristol (12), Keith Booth (11), Mario Lucas (10), Duane Simpkins (10) vs. Towson State, 12/23/1995.

Eight Players Scored in Double Figures in a Game: Joe Smith (25), Johnny Rhodes (19), Sarunas Jasikevicius (18), Exree Hipp (16), Wayne Bristol (12), Keith Booth (11), Mario Lucas (10), Duane Simpkins (10) vs. Towson State, 12/23/1995.

A Player had 20 points and 20 Rebounds in the Same Game: Joe Smith (31 pts, 21 rebs) vs. Texas, NCAA Second Round, 3/18/95. (Also had 7 blocks).

FIELD GOAL SHOOTING

Team shot 60 percent or better: .600 (30-50), vs. Miami (11/20/22).

Team shot 70 percent or better: .739 (34-46), vs. Wake Forest (1/28/86).

Team shot 80 percent or better: .833 (15-18), vs. South Carolina (1/9/71).

REBOUNDS

A Player Had 15 Rebounds: Qudus Wahab (15) vs. George Washington, 11/9/2021.

A Player Had 16 Rebounds: Jalen Smith (19) vs. Northwestern, 2/18/2020.

A Player Had 17 Rebounds: Jalen Smith (19) vs. Northwestern, 2/18/2020.

A Player Had 18 Rebounds: Jalen Smith (19) vs. Northwestern, 2/18/2020.

A Player Had 19 Rebounds: Jalen Smith (19) vs. Northwestern, 2/18/2020.

A Player Had 20 Rebounds: Joe Smith (21) vs. Texas, 3/18/1995.

A Player Had 25 Rebounds: Len Elmore (26) at Wake Forest, 2/27/1974.

A Guard Had 10 Rebounds: Jahmir Young (11) vs. No. 24 Ohio State, 1/8/2023.

Two Players Had Double-Figure Rebounds in the Same Game: Qudus Wahab (15) and Donta Scott (10) vs. George Washington, 11/9/2021.

Three Players Had Double-Figure Rebounds in the Same Game: Laron Profit (12), Keith Booth (11), Obinna Ekezie (10) vs. Chicago State, 12/2/1996.

DOUBLE-DOUBLES/TRIPLE-DOUBLES

A Player Had a Double/Double in Points and Rebounds: Donta Scott (15 points, 11 rebounds) at Iowa, 1/15/23.

A Guard Had a Double/Double in Points and Rebounds: Jahmir Young (30 points, 11 rebounds) vs. No. 24 Ohio State, 1/8/23.

A Player Had a Double/Double in Points and Assists: Anthony Cowan Jr. (13 points, 10 assists) vs. Nebraska, 2/11/20.

Two Players Had Double/Doubles in Points and Rebounds in the Same Game: Jalen Smith (12 pts, 10 rbs) and Donta Scott (10 pts, 10 rbs) vs. Nebraska, 2/11/20.

Three Players Had Double/Doubles in the Same Game: Jalen Smith (16 pts, 13 rebs), Donta Scott (10 pts, 10 rebs) and Anthony Cowan Jr. (13 pts, 10 asts) vs. Nebraska, 2/11/2020.

A Player Had Back-to-Back Double/Doubles: Jalen Smith (4), 2/16/20 - 3/8/20.

A Player Had 3 Double/Doubles in a Row: Jalen Smith (4), 2/16/20 - 3/8/20.

A Player Had 4 Double/Doubles in a Row: Jalen Smith (4), 2/16/20 - 3/8/20.

A Player Had 5 Double/Doubles in a Row: Jalen Smith (9), 1/18/20 - 2/18/20.

A Player Had 6 Double/Doubles in a Row: Jalen Smith (9), 1/18/20 - 2/18/20.

A Player Had 7 Double /Doubles in a Row: Jalen Smith (9), 1/18/20 - 2/18/20.

A Player Had 8 Double /Doubles in a Row: Jalen Smith (9), 1/18/20 - 2/18/20.

A Player Had 9 Double /Doubles in a Row: Jalen Smith (9), 1/18/20 - 2/18/20.

ALL-TIMETRIPLE/DOUBLES:

Greivis Vasquez vs. North Carolina (35 points, 11 rebounds, 10 assists), 2/21/2009

Derrick Lewis vs. UMBC (32 points, 10 rebounds, 10 blocked shots), 2/17/1987

Derrick Lewis vs. James Madison (29 points, 23 rebounds, 12 blocked shots), 1/28/1987

ASSISTS

A Player Had 10 Assists in a Game: Anthony Cowan Jr. vs. Nebraska, 2/11/2020.

A Player Had 11 Assists in a Game: Melo Trimble (12) at North Carolina, 12/1/2015.

A Player Had 12 Assists in a Game: Melo Trimble (12) at North Carolina, 12/1/2015.

A Player Had 13 Assists in a Game: Pe'Shon Howard (13) vs. LIU Brooklyn, 11/16/2012.

A Player Had 14 Assists in a Game: Greivis Vasquez (15) vs. NC State, 2/9/2008.

A Player Had 15 Assists in a Game: Greivis Vasquez (15) vs. NC State, 2/9/2008.

BLOCKS

A Player Had 5 Blocks in a Game: Jalen Smith (6) vs. Rutgers (2/4/2020).

A Player Had 6 Blocks in a Game: Jalen Smith (6) vs. Rutgers (2/4/2020).

A Player Had 7 Blocks in a Game: Diamond Stone (8) at Nebraska (2/3/2016).

A Player Had 8 Blocks in a Game: Diamond Stone (8) at Nebraska (2/3/2016).

A Player Had 10 Blocks in a Game: Derrick Lewis (10) vs. UMES, 2/27/1987.

A Player Had 12 Blocks in a Game: Cedric Lewis (12) vs. South Florida, 1/20/1991.

STEALS

A Player Had 5 Steals in a Game: Ian Martinez (5) vs. Niagara, 11/7/2022.

A Player Had 6 Steals in a Game: Justin Jackson (6) at Iowa, 1/19/2017.

A Player Had 7 Steals in a Game: Chris McCray (7) vs. Wagner, 1/4/2003.

A Player Had 8 Steals in a Game: Juan Dixon (8) vs. Florida State, 1/26/2002.

A Player Had 9 Steals in a Game: Johnny Rhodes (9) at North Carolina, 2/7/1996.

MISCELLANEOUS

A Player Topped the Team in Scoring, Rebounding and Assists for a Game: Donta Scott (24 points, 8 rebounds, 3 assists vs. Miami, 11/20/22).

A Player Hit a Shot with <5 seconds left to Win a Game: Darryl Morsell hit a deep 3-pointer at Minnesota with 1 second remaining, 2/26/20.

A Player Hit Last-Second Free Throws to Win a Game: Ian Martinez vs. Hofstra (11/19/21) hit two free throws with 4 seconds remaining to clinch a 69-67 win

An Opposing Player Hit a Last-Second Shot to Win a Game: Malik Hall (MSU) hit a gamewinning lay-up with 2 seconds left for a 65-63 win, 2/1/2022.

Player Played Every Minute of a Game: Anthony Cowan Jr. vs. Illinois (12/7/19)

Three True Freshmen Started A Game: Eric Ayala, Aaron Wiggins and Jalen Smith, 11/9/18 vs. Navy

TEAM

Maryland Ranked No. 1 in AP Top-25: Never.

Maryland Ranked No. 1 in Coaches Top-25: April 2, 2002

Maryland Defeated A No. 1-Ranked Opponent: 2/16/2013 at Comcast Center - Maryland 83, [2/1] Duke 81.

Maryland Defeated A Top-5 Ranked Opponent: 1/28/16 at XFINITY Center - #8 Maryland 74, #3 Iowa 68

Maryland Defeated Back-to-Back Ranked Opponents at Home: 1/2/19 at XFINITY Center - Maryland 74, #24 Nebraska 72 and 1/11/19 at XFINITY Center - Maryland 78, #22 IU 75

Last Overtime Game: 1/12/22 - Maryland 94, Northwestern 87

Last Overtime Victory at Home: 1/19/2016 - #5 Maryland 62, Northwestern 56

Last Overtime Victory on the Road: 1/12/22 - Maryland 94, Northwestern 87

Maryland Scored 100 Points or more: 1/15/21 - Maryland 100, Wingate 58

Maryland Had A Run of 20 Points: 11/29/20 - 21 pts - Maryland 79, Mount St. Mary's 61

Maryland Had A Run of 25 Points: 11/13/13 - 29 pts - at Maryland 67, ACU 44

Maryland Erased a 15-Point Deficit to Win: at Minnesota - trailed 47-30 with 0:43 left in the first half, 2/26/20

Maryland Erased a 16-Point Deficit to Win: at Minnesota - trailed 47-30 with 0:43 left in the first half, 2/26/20

Maryland Erased a 17-Point Deficit to Win: at Minnesota - trailed 47-30 with 0:43 left in the first half, 2/26/20

Maryland Erased a 18-Point Deficit to Win: vs. NC State (3/13/04, ACC Tournament)

Maryland Erased a 19-Point Deficit to Win: vs. NC State (3/13/04, ACC Tournament)

Maryland Erased a 20-Point Deficit to Win: vs. NC State (3/13/04, ACC Tournament)

Maryland Erased a 21-Point Deficit to Win: vs. NC State (3/13/04, ACC Tournament)

Maryland Erased a 22-Point Deficit to Win: at North Carolina, 1/8/97

Items in italics occurred in 2022-23

STARTING LINEUPS

Date	Opponent	Score	Starters	FG	%	3FG	%	FT	%	reb	a	stl	to	a/to	pts	pt%
11-07-22	Niagara	W 71-49	00 CAREY,D 01 YOUNG,J 10 REESE,J 13 HART,H 24 SCOTT,D	20-39	51	7-16	44	6-8	75	22	9	2	7	1.3	53	74.6
11-10-22	Western Caro.	W 71-51	00 CAREY,D 01 YOUNG,J 10 REESE,J 13 HART,H 24 SCOTT,D	21-46	46	1-11	09	11-13	85	32	6	5	6	1.0	54	76.1
11-15-22	Binghamton	W 76-52	00 CAREY,D 01 YOUNG,J 10 REESE,J 13 HART,H 24 SCOTT,D	24-46	52	2-10	20	6-9	67	30	9	4	6	1.5	56	73.7
11-19-22	vs. Saint Louis	W 95-67	00 CAREY,D 01 YOUNG,J 10 REESE,J 13 HART,H 24 SCOTT,D	24-48	50	9-23	39	15-20	75	23	9	5	6	1.5	72	75.8
11-20-22	vs. Miami (FL)	W 88-70	00 CAREY,D 01 YOUNG,J 10 REESE,J 13 HART,H 24 SCOTT,D	28-44	64	9-18	50	15-19	79	29	8	1	15	0.5	80	90.9
11-25-22	Coppin St.	W 95-79	00 CAREY,D 01 YOUNG,J 10 REESE,J 13 HART,H 24 SCOTT,D	28-57	49	3-20	15	24-30	80	30	10	5	6	1.7	83	87.4
11-29-22	at Louisville	W 79-54	00 CAREY,D 01 YOUNG,J 10 REESE,J 13 HART,H 24 SCOTT,D	20-37	54	7-18	39	10-16	63	22	11	6	4	2.8	57	72.2
12-02-22	Illinois	W 71-66	00 CAREY,D 01 YOUNG,J 10 REESE,J 13 HART,H 24 SCOTT,D	22-50	44	9-22	41	10-13	77	20	7	2	7	1.0	63	88.7
12-06-22	at Wisconsin	L 59-64	00 CAREY,D 01 YOUNG,J 10 REESE,J 13 HART,H 24 SCOTT,D	17-48	35	8-21	38	7-12	58	34	8	3	13	0.6	49	83.1
12-11-22	vs. #7 Tennessee	L 53-56	00 CAREY,D 01 YOUNG,J 10 REESE,J 13 HART,H 24 SCOTT,D	17-48	35	2-23	09	11-14	79	27	9	3	11	0.8	47	88.7
12-14-22	UCLA	L 60-87	00 CAREY,D 01 YOUNG,J 10 REESE,J 13 HART,H 24 SCOTT,D	11-33	33	3-17	18	7-9	78	19	4	1	8	0.5	32	53.3
12-22-22	Saint Peter's	W 75-45	01 YOUNG,J 13 HART,H 15 EMILIEN 23 MARTINEZ 24 SCOTT,D	20-33	61	5-11	45	14-21	67	14	11	3	5	2.2	59	78.7
12-29-22	UMBC	W 80-64	01 YOUNG,J 13 HART,H 15 EMILIEN 23 MARTINEZ 24 SCOTT,D	20-40	50	1-14	07	12-16	75	27	6	5	9	0.7	53	66.3
01-01-23	at Michigan	L 46-81	00 CAREY,D 01 YOUNG,J 10 REESE,J 13 HART,H 24 SCOTT,D	9-40	23	2-15	13	2-4	50	17	5	4	7	0.7	22	47.8
01-05-23	at Rutgers	L 50-64	01 YOUNG,J 10 REESE,J 11 BATCHELOR 13 HART,H 24 SCOTT,D	13-30	43	2-10	20	1-5	20	14	6	7	15	0.4	29	58.0
01-08-23	Ohio St.	W 80-73	00 CAREY,D 01 YOUNG,J 10 REESE,J 13 HART,H 24 SCOTT,D	22-50	44	5-13	38	25-29	86	33	6	4	9	0.7	74	92.5
01-15-23	at Iowa	L 67-81	00 CAREY,D 01 YOUNG,J 10 REESE,J 13 HART,H 24 SCOTT,D	23-48	48	4-13	31	6-9	67	24	8	5	10	0.8	56	83.6
01-19-23	Michigan	W 64-58	00 CAREY,D 01 YOUNG,J 10 REESE,J 13 HART,H 24 SCOTT,D	20-51	39	3-13	23	11-14	79	27	6	7	5	1.2	54	84.4
01-22-23	at Purdue	L 55-58	00 CAREY,D 01 YOUNG,J 10 REESE,J 13 HART,H 24 SCOTT,D	20-56	36	2-20	10	6-7	86	20	12	6	6	2.0	48	87.3
Starter Averages				20-44	45	4-16	27	10-14	74	24.4	7.9	4.1	8.2	1.0	54.8	78.0
Bench Averages				5-12	43	2-5	38	3-5	64	11.0	2.7	1.4	3.7	0.7	15.5	22.0

Starting Lineup Used

Starting Lineup Used	Games	Record
00 CAREY,D 01 YOUNG,J 10 REESE,J 13 HART,H 24 SCOTT,D	16	10-6
01 YOUNG,J 13 HART,H 15 EMILIEN,P 23 MARTINEZ,I 24 SCOTT,D	2	2-0
01 YOUNG,J 10 REESE,J 11 BATCHELOR,N 13 HART,H 24 SCOTT,D	1	0-1

2022-23 MISCELLANEOUS STATISTICS

INDIVIDUAL

LED MARYLAND IN SCORING

(includes ties)	Overall	B1G
Jahmir Young	7	6
Julian Reese	4	1
Donta Scott	3	0
Don Carey	1	0
Hakim Hart	1	0
Jahiri Long	1	1
Ian Martinez	1	0

LED MARYLAND IN REBOUNDED

	Overall	B1G
Donta Scott	7	3
Julian Reese	7	2
Jahmir Young	3	2
Noah Batchelor	1	1
Don Carey	1	0
Patrick Emilien	1	0
Hakim Hart	1	0
Ian Martinez	1	1

LED MARYLAND IN ASSISTS

	Overall	B1G
Jahmir Young	9	3
Jahiri Long	5	0
Donta Scott	5	3
Hakim Hart	3	1
Don Carey	2	1
Julian Reese	2	2
Ian Martinez	1	0

LED MARYLAND IN BLOCKS

	Overall	B1G
Donta Scott	9	5
Julian Reese	5	2
Jahmir Young	5	1
Patrick Emilien	2	0
Ian Martinez	2	1
Noah Batchelor	1	1
Hakim Hart	1	1
Caelum Swanton-Rodger	2	2

LED MARYLAND IN STEALS

	Overall	B1G
Hakim Hart	7	3
Julian Reese	7	3
Jahmir Young	7	5
Donta Scott	4	1
Jahiri Long	3	1
Don Carey	2	1
Patrick Emilien	2	0
Ian Martinez	2	1
Noah Batchelor	1	1

Double-figure scoring games — Young 16, Hart 11, Scott 10, Reese 8, Carey 5, Martinez 3, Emilien 1

20-point scoring games — Young 5, Scott 2, Hart 2, Reese 1

30-point scoring games — Young 1

Double-figure rebounding games — Reese 2, Scott 2, Young 1

Double-figure assists games — None

DOUBLE-DOUBLES

Player	Statistics	Opponent
Julian Reese	19 pts, 12 rebs	Western Carolina, 11/10
Julian Reese	24 pts, 10 rebs	Coppin State, 11/25
Jahmir Young	30 pts, 11 rebs	No. 24 Ohio State, 1/8
Donta Scott	15 pts, 11 rebs	at Iowa, 1/15

TERP TENDENCIES

Maryland's Record	Overall	Strk.	Last W/L
Overall Record	12-7	L1	Minnesota, 3/2/22
Home	9-1	W4	Iowa, 2/10/22
Road	1-5	L5	at Nebraska, 2/18/22
Neutral	2-1	L1	vs. Louisville, 11/27/21
Leading at the half	11-0	W16	Rutgers, 1/15/22
Trailing at the half	1-7	L2	Brown, 12/30/21
Leading with 5:00 to play	12-0	W16	at Purdue, 2/13/22
Trailing with 5:00 to play	0-7	L15	at NU, 1/12/22
In overtime	0-0	W5	at CLEM, 3/2/14
In double overtime	0-0	W1	at CLEM, 3/2/14
Shooting .500 or better	4-0	W6	vs. Bama, 3/22/21
Shooting .451-.499	5-1	L1	Iowa, 2/10/22
Shooting .400-.450	3-2	W1	at NU, 1/12/22
Shooting below .400	0-4	L10	Vermont, 11/13/21
Opp. shooting .500 or better	1-3	L3	at Indiana, 1/26/20
Opp. shooting .451-.499	1-1	L1	Penn State, 2/21/22
Opp. shooting .400-.450	4-1	W2	at Purdue, 2/13/22
Opp. shooting below .400	6-2	L1	Va Tech, 12/1/21
Higher FG% than opp.	10-1	W3	MSU, 2/1/22
Lower FG% than opp.	2-6	L1	Hofstra, 11/19/21
More 3-point FGs	6-5	L3	Ohio State, 2/27/22
Fewer 3-point FGs	5-2	W1	at Purdue, 2/13/22
Making more free throws	11-1	W4	MSU, 2/1/22
Making fewer free throws	1-6	L6	at Nebraska, 2/18/22
Outrebounding opponent	9-3	W1	MSU, 2/1/22
Outrebounded by opp.	3-4	L1	PSU, 2/21/22
More turnovers than opp.	1-5	L5	at Indiana, 2/24/22
Fewer turnovers than opp.	10-1	L1	Ohio State, 2/27/22
Scoring more bench pts.	7-3	L2	at Indiana, 2/24/22
Scoring fewer bench pts.	5-4	L1	Ohio State, 2/27/22

Note: Last W/L column identifies the last time the opposite result in the streak happened. For example, if Maryland had a winning streak of 5 games, its last loss would be in the W/L column.

Maryland's Record	Overall	Strk.	Last W/L
Games decided by <3	0-2	L5	vs. Florida, 12/12/21
Games decided by 4-8	3-1	W2	at Iowa, 1/3/22
Games decided by 9-12	0-0	L1	Minnesota, 3/2/22
Games decided by 13-19	3-2	L2	at Ohio State, 2/6/22
Games decided by 20+	6-2	L1	Lehigh, 12/28/21
vs. Top-10 opponent	0-2	L8	at #6 WISC, 12/28/20
vs. Top-25 opponent	2-2	L1	at #16 UCLA, 2/13/22
vs. Unranked opponent	10-4	W1	Minnesota, 3/2/22
Player scores 30+ pts.	1-0	W11	vs. UNC, 3/9/12
Player scores 20+ pts.	7-1	W1	at Indiana, 2/24/22
Terps score under 60 pts.	0-5	L14	Rutgers, 2/4/20
Terps score 60-69 pts.	1-2	W1	PSU, 2/21/22
Terps score 70-79 pts.	6-0	W7	Iowa, 1/3/22
Terps score 80-89 pts.	3-0	W4	Iowa, 2/10/22
Terps score 90-99 pts.	2-0	W26	at UNC, 2/3/09
Terps score 80+ pts.	3-0	W5	Iowa, 2/10/22
Terps score 90+ pts.	2-0	W34	at UNC, 2/3/09
Terps score 100+ pts.	0-0	W52	Duke, 2/10/90
Opp. player scores 30+ pts.	0-1	L1	Iowa, 2/10/22
Opp. player scores 20+ pts.	3-2	L2	at Indiana, 2/24/22
Opp. score under 60 pts.	6-2	L1	at Penn State, 2/5/21
Opp. score 60-69 pts.	3-2	L1	at Purdue, 2/13/22
Opp. score 70-79 pts.	3-0	W3	Minnesota, 3/2/22
Opp. score 80-89 pts.	0-3	L5	vs. Richmond, 11/25/21
Opp. score 90-99 pts.	0-0	L3	at ILL, 12/3/17
Opp. score 100+ pts.	0-0	L1	at VT, 2/27/10 (2ot)
In November	7-0	W8	vs. Richmond, 11/25/21
In December	3-3	W2	NW, 12/5/21
In January	3-3	L1	at Rutgers, 1/25/22
In February	0-0	W1	at Indiana, 2/24/22
In March	0-0	L1	Minnesota, 3/2/22

MARYLAND'S LARGEST

LEAD

Overall: 36 (2nd-6:12 vs. Saint Peter's, 12/22)

B1G: 14 (2nd-9:41 vs. #24 Ohio State, 1/8)

DEFICIT

Overall: 38 (2nd-5:46, 79-41, vs. #16 UCLA, 12/14); (2nd-9:43, 65-27, at Michigan)

B1G: 38 (2nd-9:43, 65-27, at Michigan)

DEFICIT IN VICTORY

Overall: 6 (1st-12:33, 17-11, UMBC)

B1G: 5 (1st-0:46, 39-34, #24 Ohio State)

MARGIN OF VICTORY

Overall: 30 vs. Saint Peter's (12/22)

B1G: 7 vs. No. 24 Ohio State (1/8)

MARGIN OF DEFEAT

Overall: 35 (81-46 at Michigan, 1/1/23)

B1G: 35 (81-46 at Michigan, 1/1/23)

HALFTIME LEAD

Overall: 24 vs. Saint Louis (11/19)

B1G: 7 vs. #16 Illinois (12/2)

HALFTIME DEFICIT

Overall: 31 (44-13 at Michigan, 1/3/23)

B1G: 31 (44-13 at Michigan, 1/3/23)

HOME CROWD

Overall: 16,625 vs. #16 UCLA, 12/14

B1G: 16,380 vs. #16 Illinois, 12/2

ROAD CROWD

Overall: 14,876 at Purdue, 1/22

B1G: 14,876 at Purdue, 1/22

NEUTRAL CROWD

Overall: 8,756 vs. Saint Louis, 11/19



2022-23 Maryland Men's Basketball Combined Team Statistics All games

Page 1/1
as of Jan 22, 2023

Game Records

Record	Overall	Home	Away	Neutral
ALL GAMES	12-7	9-1	1-5	2-1
CONFERENCE	3-5	3-0	0-5	0-0
NON-CONFERENCE	9-2	6-1	1-0	2-1

Score by Periods

Team	1st	2nd	OT	TOT
Maryland	619	716	0	1335
Opponents	602	617	0	1219

Team Box Score

No. Player					Total		3-Point			F-Throw		Rebounds															
		GP-GS	MIN	AVG	FG-FGA	FG%	3FG-3FGA	3FG%	FT-FTA	FT%	OFF	DEF	TOT	AVG	PF	DQ	A	TO	BLK	STL	PTS	AVG					
1	YOUNG, Jahmir	19-19	55:15	29.2	102-247	.413	19-76	.250	72-90	.800	24	70	94	4.9	20	0	57	44	10	20	295	15.5					
24	SCOTT, Donta	19-19	58:12	30.9	87-213	.408	24-82	.293	26-36	.722	33	82	115	6.1	39	0	28	29	19	14	224	11.8					
13	HART, Hakim	19-19	58:56	30.9	76-152	.500	21-62	.339	46-58	.793	22	69	91	4.8	27	0	30	23	4	22	219	11.5					
10	REESE, Julian	18-17	47:22	26.6	75-118	.636	0-0	.000	35-65	.538	43	77	120	6.7	59	2	18	34	15	16	185	10.3					
0	CAREY, Donald	19-16	48:40	25.5	42-125	.336	30-106	.283	22-25	.880	8	39	47	2.5	34	1	21	23	0	8	136	7.2					
23	MARTINEZ, Ian	19-2	32:35	17.1	40-86	.465	12-30	.400	24-32	.750	14	35	49	2.6	39	0	10	22	5	9	116	6.1					
2	LONG, Jahari	19-0	24:09	12.8	20-46	.435	8-17	.471	9-15	.600	3	12	15	0.8	25	0	30	15	0	8	57	3.0					
15	EMILIEN, Patrick	16-2	26:47	16.6	11-26	.423	0-3	.000	15-23	.652	20	29	49	3.1	27	1	2	8	11	5	37	2.3					
20	CORNISH, Ike	12-0	68:54	5.7	8-19	.421	3-10	.300	5-6	.833	3	3	6	0.5	7	0	0	5	0	1	24	2.0					
11	BATCHELOR, Noah	15-1	12:06	8.1	8-30	.267	7-26	.269	7-12	.583	2	20	22	1.5	11	0	5	5	2	2	30	2.0					
35	SWANTON-RODGER, Caelum	14-0	60:35	4.3	6-6	1.000	0-0	.000	0-3	.000	6	5	11	0.8	16	0	0	4	2	0	12	0.9					
30	DICK, Carson	1-0	01:24	1.4	0-0	.000	0-0	.000	0-0	.000	0	0	0	0.0	0	0	0	0	0	0	0	0.0					
31	REVAZ, Arnaud	5-0	10:31	2.1	0-1	.000	0-0	.000	0-0	.000	1	2	3	0.6	4	0	0	0	0	0	0	0.0					
32	KARKUS, Brett	2-0	01:41	0.8	0-0	.000	0-0	.000	0-0	.000	0	0	0	0.0	2	0	0	0	0	0	0	0.0					
12	DZIUBA, Pavlo	5-0	10:03	2.0	0-0	.000	0-0	.000	0-0	.000	0	1	1	0.2	1	0	0	1	0	0	0	0.0					
Team											19	31	50					13									
Total		19	3800		475-1069	.444	124-412	.301	261-365	.715	198	475	673	35.4	311	4	201	226	68	105	1335	70.3					
Opponents		19	3800		448-1087	.412	103-346	.298	220-307	.717	203	441	644	33.9	361	5	201	238	63	102	1219	64.2					

Team Statistics

	MD	OPP
Scoring	1335	1219
Points per game	70.3	64.2
Scoring margin	+6.1	-
Field goals-att	475-1069	448-1087
Field goal pct	.444	.412
3 point fg-att	124-412	103-346
3-point FG pct	.301	.298
3-pt FG made per game	6.5	5.4
Free throws-att	261-365	220-307
Free throw pct	.715	.717
F-Throws made per game	13.7	11.6
Rebounds	673	644
Rebounds per game	35.4	33.9
Rebounding margin	+1.5	-
Assists	201	201
Assists per game	10.6	10.6
Turnovers	226	238
Turnovers per game	11.9	12.5
Turnover margin	+0.6	-
Assist/turnover ratio	0.9	0.8
Steals	105	102
Steals per game	5.5	5.4
Blocks	68	63
Blocks per game	3.6	3.3
Winning streak	0	-
Home win streak	4	-
Attendance	125810	75305
Home games-Avg/Game	10-12581	6-12551
Neutral site-Avg/Game	-	3-7269

Team Results

Date	Opponent		Score	Att.
11/07/2022	Niagara	W	71-49	10715
11/10/2022	Western Caro.	W	71-51	10528
11/15/2022	Binghamton	W	76-52	10349
11/19/2022	vs Saint Louis	W	95-67	8756
11/20/2022	vs Miami (FL)	W	88-70	5022
11/25/2022	Coppin St.	W	95-79	10902
11/29/2022	at Louisville	W	79-54	12211
12/02/2022	Illinois	W	71-66	16380
12/06/2022	at Wisconsin	L	59-64	14666
12/11/2022	vs Tennessee	L	53-56	8028
12/14/2022	UCLA	L	60-87	16625
12/22/2022	Saint Peter's	W	75-45	11636
12/29/2022	UMBC	W	80-64	13522
01/01/2023	at Michigan	L	46-81	12176
01/05/2023	at Rutgers	L	50-64	8000
01/08/2023	Ohio St.	W	80-73	12497
01/15/2023	at Iowa	L	67-81	13376
01/19/2023	Michigan	W	64-58	12656
01/22/2023	at Purdue	L	55-58	14876



2022-23 Maryland Men's Basketball Combined Team Statistics In Conference games

Page 1/1
as of Jan 22, 2023

Game Records

Record	Overall	Home	Away	Neutral
ALL GAMES	3-5	3-0	0-5	0-0
CONFERENCE	3-5	3-0	0-5	0-0
NON-CONFERENCE	0-0	0-0	0-0	0-0

Score by Periods

Team	1st	2nd	OT	TOT
Maryland	222	270	0	492
Opponents	282	263	0	545

Team Box Score

No. Player					Total		3-Point		F-Throw		Rebounds												
		GP-GS	MIN	AVG	FG-FGA	FG%	3FG-3FGA	3FG%	FT-FTA	FT%	OFF	DEF	TOT	AVG	PF	DQ	A	TO	BLK	STL	PTS	AVG	
1	YOUNG, Jahmir	8-8	253:11	31.6	51-126	.405	12-40	.300	31-40	.775	16	26	42	5.3	9	0	19	19	1	13	145	18.1	
24	SCOTT, Donta	8-8	252:27	31.6	29-88	.330	7-30	.233	8-11	.727	15	31	46	5.8	13	0	10	11	7	5	73	9.1	
13	HART, Hakim	8-8	263:28	32.9	26-67	.388	9-25	.360	12-16	.750	9	29	38	4.8	15	0	11	14	1	9	73	9.1	
10	REESE, Julian	8-8	232:29	29.1	30-56	.536	0-0	.000	10-19	.526	14	33	47	5.9	31	1	9	18	5	7	70	8.8	
0	CAREY, Donald	8-7	210:06	26.3	14-44	.318	11-40	.275	7-7	1.000	1	15	16	2.0	17	1	11	9	0	5	46	5.8	
23	MARTINEZ, Ian	8-0	133:02	16.6	12-26	.462	4-7	.571	10-12	.833	5	11	16	2.0	14	0	1	10	2	2	38	4.8	
2	LONG, Jahari	8-0	95:56	12.0	9-21	.429	4-9	.444	0-0	.000	1	3	4	0.5	9	0	8	2	0	1	22	2.8	
20	CORNISH, Ike	3-0	12:47	4.3	3-6	.500	1-3	.333	0-0	.000	1	0	1	0.3	3	0	0	2	0	1	7	2.3	
35	SWANTON-RODGER, Caelum	4-0	24:55	6.2	4-4	1.000	0-0	.000	0-0	.000	3	2	5	1.3	7	0	0	2	2	0	8	2.0	
15	EMILIEN, Patrick	6-0	85:51	14.3	2-7	.286	0-1	.000	3-6	.500	10	5	15	2.5	14	1	0	4	1	1	7	1.2	
11	BATCHELOR, Noah	4-1	33:51	8.5	0-6	.000	0-4	.000	3-5	.600	1	4	5	1.3	3	0	2	2	1	1	3	0.8	
12	DZIUBA, Pavlo	1-0	01:57	2.0	0-0	.000	0-0	.000	0-0	.000	0	1	1	1.0	0	0	0	0	0	0	0	0.0	
Team											12	11	23					4					
Total		8	1600		180-451	.399	48-159	.302	84-116	.724	88	171	259	32.4	135	3	71	97	20	45	492	61.5	
Opponents		8	1600		198-432	.458	46-143	.322	103-136	.757	75	197	272	34.0	133	2	98	94	40	48	545	68.1	

Team Statistics

	MD	OPP
Scoring	492	545
Points per game	61.5	68.1
Scoring margin	-6.6	-
Field goals-att	180-451	198-432
Field goal pct	.399	.458
3 point fg-att	48-159	46-143
3-point FG pct	.302	.322
3-pt FG made per game	6.0	5.8
Free throws-att	84-116	103-136
Free throw pct	.724	.757
F-Throws made per game	10.5	12.9
Rebounds	259	272
Rebounds per game	32.4	34.0
Rebounding margin	-1.6	-
Assists	71	98
Assists per game	8.9	12.3
Turnovers	97	94
Turnovers per game	12.1	11.8
Turnover margin	-0.4	-
Assist/turnover ratio	0.7	1.0
Steals	45	48
Steals per game	5.6	6.0
Blocks	20	40
Blocks per game	2.5	5.0
Winning streak	0	-
Home win streak	3	-
Attendance	41533	63094
Home games-Avg/Game	3-13844	5-12619
Neutral site-Avg/Game	-	0-0

Team Results

Date	Opponent		Score	Att.
12/02/2022	Illinois	W	71-66	16380
12/06/2022	at Wisconsin	L	59-64	14666
01/01/2023	at Michigan	L	46-81	12176
01/05/2023	at Rutgers	L	50-64	8000
01/08/2023	Ohio St.	W	80-73	12497
01/15/2023	at Iowa	L	67-81	13376
01/19/2023	Michigan	W	64-58	12656
01/22/2023	at Purdue	L	55-58	14876



2022-23 Maryland Men's Basketball Season/Career Statistics All games

Page 1/1
as of Jan 22, 2023

Summary

Player	Season Statistics										Career Statistics									
	GP-GS	MIN/G	FG%	3FG%	FT%	R/G	A/G	STL	BLK	PTS/G	GP-GS	MIN/G	FG%	3FG%	FT%	R/G	A/G	STL	BLK	PTS/G
BATCHELOR, Noah	15-1	8.1	.267	.269	.583	1.5	0.3	2	2	2.0	15-1	8.1	.267	.269	.583	1.5	0.3	2	2	2.0
CAREY, Donald	19-16	25.5	.336	.283	.880	2.5	1.1	8	0	7.2	135-124	30.2	.412	.373	.859	3.2	2.4	141	11	10.0
CORNISH, Ike	12-0	5.7	.421	.300	.833	0.5	0.0	1	0	2.0	12-0	5.7	.421	.300	.833	0.5	0.0	1	0	2.0
DICK, Carson	1-0	1.4	.000	.000	.000	0.0	0.0	0	0	0.0	1-0	1.4	.000	.000	.000	0.0	0.0	0	0	0.0
DZIUBA, Pavlo	5-0	2.0	.000	.000	.000	0.2	0.0	0	0	0.0	21-0	3.6	.500	.500	.500	0.3	0.0	2	1	0.3
EMILIEN, Patrick	16-2	16.6	.423	.000	.652	3.1	0.1	5	11	2.3	120-45	19.5	.431	.275	.629	3.8	0.7	53	63	5.5
HART, Hakim	19-19	30.9	.500	.339	.793	4.8	1.6	22	4	11.5	100-69	24.9	.478	.314	.800	3.3	1.6	95	21	7.8
KARKUS, Brett	2-0	0.8	.000	.000	.000	0.0	0.0	0	0	0.0	4-0	1.0	.000	.000	.000	0.0	0.0	0	0	0.0
LONG, Jahari	19-0	12.8	.435	.471	.600	0.8	1.6	8	0	3.0	43-2	10.1	.375	.367	.652	0.7	1.1	12	0	1.9
MARTINEZ, Ian	19-2	17.1	.465	.400	.750	2.6	0.5	9	5	6.1	72-3	14.9	.433	.330	.770	2.0	0.8	45	29	4.5
REESE, Julian	18-17	26.6	.636	.000	.538	6.7	1.0	16	15	10.3	50-18	20.8	.536	.304	.655	5.2	0.6	30	38	7.3
REVAZ, Arnaud	5-0	2.1	.000	.000	.000	0.6	0.0	0	0	0.0	12-0	2.4	.250	.000	.500	0.8	0.1	0	0	0.3
SCOTT, Donta	19-19	30.9	.408	.293	.722	6.1	1.5	14	19	11.8	113-98	28.9	.443	.337	.746	5.4	1.3	76	72	10.2
SWANTON-RODGER, Caelum	14-0	4.3	1.000	.000	.000	0.8	0.0	0	2	0.9	14-0	4.3	1.000	.000	.000	0.8	0.0	0	2	0.9
YOUNG, Jahmir	19-19	29.2	.413	.250	.800	4.9	3.0	20	10	15.5	104-104	34.0	.437	.335	.825	5.3	3.0	125	41	16.5

Scoring

Player	Season Statistics										Career Statistics									
	FG-FGA	FG%	3FG-3FGA	3FG%	FT-FTA	FT%	PTS	PTS/G	FG-FGA	FG%	3FG-3FGA	3FG%	FT-FTA	FT%	PTS	PTS/G	FG-FGA	FG%	3FG-3FGA	3FG%
BATCHELOR, Noah	8-30	.267	7-26	.269	7-12	.583	30	2.0	8-30	.267	7-26	.269	7-12	.583	30	2.0	8-30	.267	7-26	.269
CAREY, Donald	42-125	.336	30-106	.283	22-25	.880	136	7.2	446-1082	.412	228-611	.373	231-269	.859	1351	10.0	446-1082	.412	228-611	.373
CORNISH, Ike	8-19	.421	3-10	.300	5-6	.833	24	2.0	8-19	.421	3-10	.300	5-6	.833	24	2.0	8-19	.421	3-10	.300
DICK, Carson	0-0	.000	0-0	.000	0-0	.000	0	0.0	0-0	.000	0-0	.000	0-0	.000	0	0.0	0-0	.000	0-0	.000
DZIUBA, Pavlo	0-0	.000	0-0	.000	0-0	.000	0	0.0	2-4	.500	1-2	.500	1-2	.500	6	0.3	2-4	.500	1-2	.500
EMILIEN, Patrick	11-26	.423	0-3	.000	15-23	.652	37	2.3	254-590	.431	46-167	.275	110-175	.629	664	5.5	254-590	.431	46-167	.275
HART, Hakim	76-152	.500	21-62	.339	46-58	.793	219	11.5	269-563	.478	85-271	.314	160-200	.800	783	7.8	269-563	.478	85-271	.314
KARKUS, Brett	0-0	.000	0-0	.000	0-0	.000	0	0.0	0-1	.000	0-1	.000	0-0	.000	0	0.0	0-1	.000	0-1	.000
LONG, Jahari	20-46	.435	8-17	.471	9-15	.600	57	3.0	27-72	.375	11-30	.367	15-23	.652	80	1.9	27-72	.375	11-30	.367
MARTINEZ, Ian	40-86	.465	12-30	.400	24-32	.750	116	6.1	113-261	.433	31-94	.330	67-87	.770	324	4.5	113-261	.433	31-94	.330
REESE, Julian	75-118	.636	0-0	.000	35-65	.538	185	10.3	142-265	.536	7-23	.304	76-116	.655	367	7.3	142-265	.536	7-23	.304
REVAZ, Arnaud	0-1	.000	0-0	.000	0-0	.000	0	0.0	1-4	.250	0-0	.000	1-2	.500	3	0.3	1-4	.250	0-0	.000
SCOTT, Donta	87-213	.408	24-82	.293	26-36	.722	224	11.8	417-942	.443	137-407	.337	179-240	.746	1150	10.2	417-942	.443	137-407	.337
SWANTON-RODGER, Caelum	6-6	1.000	0-0	.000	0-3	.000	12	0.9	6-6	1.000	0-0	.000	0-3	.000	12	0.9	6-6	1.000	0-0	.000
YOUNG, Jahmir	102-247	.413	19-76	.250	72-90	.800	295	15.5	570-1304	.437	167-499	.335	409-496	.825	1716	16.5	570-1304	.437	167-499	.335

Totals

Player	Season Statistics										Career Statistics									
	O-REB	D-REB	TOTAL	PF	FO	A	TO	A/TO	O-REB	D-REB	TOTAL	PF	FO	A	TO	A/TO	O-REB	D-REB	TOTAL	PF
BATCHELOR, Noah	2	20	22	11	0	5	5	1.0	2	20	22	11	0	5	5	1.0	2	20	22	11
CAREY, Donald	8	39	47	34	1	21	23	0.9	76	357	433	235	6	326	293	1.1	76	357	433	235
CORNISH, Ike	3	3	6	7	0	0	5	0.0	3	3	6	7	0	0	5	0.0	3	3	6	7
DICK, Carson	0	0	0	0	0	0	0	0.0	0	0	0	0	0	0	0	0.0	0	0	0	0
DZIUBA, Pavlo	0	1	1	1	0	0	1	0.0	1	5	6	11	0	0	5	0.0	1	5	6	11
EMILIEN, Patrick	20	29	49	27	1	2	8	0.3	151	300	451	176	2	87	138	0.6	151	300	451	176
HART, Hakim	22	69	91	27	0	30	23	1.3	72	254	326	137	0	158	85	1.9	72	254	326	137
KARKUS, Brett	0	0	0	2	0	0	0	0.0	0	0	0	2	0	0	0	0.0	0	0	0	2
LONG, Jahari	3	12	15	25	0	30	15	2.0	6	25	31	35	0	47	33	1.4	6	25	31	35
MARTINEZ, Ian	14	35	49	39	0	10	22	0.5	25	117	142	124	3	61	64	1.0	25	117	142	124
REESE, Julian	43	77	120	59	2	18	34	0.5	112	150	262	143	6	31	73	0.4	112	150	262	143
REVAZ, Arnaud	1	2	3	4	0	0	0	0.0	2	7	9	8	0	1	3	0.3	2	7	9	8
SCOTT, Donta	33	82	115	39	0	28	29	1.0	159	449	608	209	1	147	143	1.0	159	449	608	209
SWANTON-RODGER, Caelum	6	5	11	16	0	0	4	0.0	6	5	11	16	0	0	4	0.0	6	5	11	16
YOUNG, Jahmir	24	70	94	20	0	57	44	1.3	80	471	551	108	0	316	225	1.4	80	471	551	108



2022-23 Maryland Men's Basketball
Season Schedule/Results & Leaders
All games

Page 1/1
as of Jan 22, 2023

Game Records

Record	Overall	Home	Away	Neutral
ALL GAMES	12-7	9-1	1-5	2-1
CONFERENCE	3-5	3-0	0-5	0-0
NON-CONFERENCE	9-2	6-1	1-0	2-1

Team Results

Date	Opponent		Score	Att.	High Points	High Rebounds
11/07/2022	Niagara	W	71-49	10715	(18) SCOTT, Donta	(7) YOUNG, Jahmir (7) REESE, Julian
11/10/2022	Western Caro.	W	71-51	10528	(19) REESE, Julian	(12) REESE, Julian
11/15/2022	Binghamton	W	76-52	10349	(19) REESE, Julian	(9) SCOTT, Donta
11/19/2022	vs Saint Louis	W	95-67	8756	(25) SCOTT, Donta	(7) EMILIEN, Patrick
11/20/2022	vs Miami (FL)	W	88-70	5022	(24) SCOTT, Donta	(8) SCOTT, Donta
11/25/2022	Coppin St.	W	95-79	10902	(24) REESE, Julian	(10) REESE, Julian
11/29/2022	at Louisville	W	79-54	12211	(18) SCOTT, Donta	(7) REESE, Julian
12/02/2022	Illinois	W	71-66	16380	(24) YOUNG, Jahmir	(7) REESE, Julian
12/06/2022	at Wisconsin	L	59-64	14666	(17) YOUNG, Jahmir	(10) SCOTT, Donta
12/11/2022	vs Tennessee	L	53-56	8028	(18) YOUNG, Jahmir	(8) SCOTT, Donta (8) REESE, Julian
12/14/2022	UCLA	L	60-87	16625	(16) MARTINEZ, Ian	(6) HART, Hakim (6) SCOTT, Donta
12/22/2022	Saint Peter's	W	75-45	11636	(20) HART, Hakim	(8) CAREY, Donald
12/29/2022	UMBC	W	80-64	13522	(19) CAREY, Donald	(9) SCOTT, Donta
01/01/2023	at Michigan	L	46-81	12176	(9) LONG, Jahari	(5) SCOTT, Donta (5) BATCHELOR, Noah
01/05/2023	at Rutgers	L	50-64	8000	(13) YOUNG, Jahmir	(7) MARTINEZ, Ian
01/08/2023	Ohio St.	W	80-73	12497	(30) YOUNG, Jahmir	(11) YOUNG, Jahmir
01/15/2023	at Iowa	L	67-81	13376	(20) YOUNG, Jahmir	(11) SCOTT, Donta
01/19/2023	Michigan	W	64-58	12656	(26) YOUNG, Jahmir	(9) REESE, Julian
01/22/2023	at Purdue	L	55-58	14876	(19) REESE, Julian	(7) YOUNG, Jahmir

Attendance Summary

	Games	Attend	Avg/Game
Home	10	125810	12581
Away	6	75305	12551
Neutral	3	21806	7269
Total	19	222921	11733



2022-23 Maryland Men's Basketball Team Game-by-Game All games

Page 1/1
as of Jan 22, 2023

Opponent	Date	Score		Total		3-Pointers		Free throws		Rebounds										
				FG-FGA	PCT	3FG-3FGA	PCT	FT-FTA	PCT	OFF	DEF	TOT	AVG	PF	A	TO	BLK	STL	PTS	AVG
Niagara	11/07/2022	71-49	W	25-51	.490	9-20	.450	12-14	.857	11	21	32	32.0	14	12	10	8	9	71	71.0
Western Caro.	11/10/2022	71-51	W	27-61	.443	2-19	.105	15-19	.789	8	33	41	36.5	14	10	12	5	7	71	71.0
Binghamton	11/15/2022	76-52	W	31-64	.484	4-20	.200	10-16	.625	11	31	42	38.3	16	14	7	4	8	76	72.7
vs Saint Louis	11/19/2022	95-67	W	32-63	.508	13-32	.406	18-28	.643	15	26	41	39.0	18	14	11	4	7	95	78.3
vs Miami (FL)	11/20/2022	88-70	W	30-50	.600	9-21	.429	19-23	.826	11	28	39	39.0	12	12	18	3	3	88	80.2
Coppin St.	11/25/2022	95-79	W	33-68	.485	4-21	.190	25-32	.781	18	22	40	39.2	18	12	11	3	6	95	82.7
at Louisville	11/29/2022	79-54	W	28-56	.500	9-24	.375	14-25	.560	8	30	38	39.0	19	14	12	3	7	79	82.1
Illinois	12/02/2022	71-66	W	24-54	.444	9-23	.391	14-18	.778	10	21	31	38.0	13	9	11	3	3	71	80.8
at Wisconsin	12/06/2022	59-64	L	21-55	.382	10-24	.417	7-12	.583	8	29	37	37.9	20	9	14	6	4	59	78.3
vs Tennessee	12/11/2022	53-56	L	17-52	.327	2-24	.083	17-22	.773	8	32	40	38.1	20	9	12	5	3	53	75.8
UCLA	12/14/2022	60-87	L	21-52	.404	10-27	.370	8-12	.667	8	25	33	37.6	13	10	16	2	1	60	74.4
Saint Peter's	12/22/2022	75-45	W	25-47	.532	8-21	.381	17-26	.654	5	25	30	37.0	14	16	8	5	3	75	74.4
UMBC	12/29/2022	80-64	W	26-54	.481	6-24	.250	22-32	.688	7	31	38	37.1	18	7	12	6	6	80	74.8
at Michigan	01/01/2023	46-81	L	18-68	.265	5-25	.200	5-9	.556	9	21	30	36.6	24	7	13	3	6	46	72.8
at Rutgers	01/05/2023	50-64	L	19-46	.413	8-22	.364	4-9	.444	9	20	29	36.1	17	10	20	2	9	50	71.3
Ohio St.	01/08/2023	80-73	W	24-52	.462	5-13	.385	27-33	.818	14	26	40	36.3	17	7	12	2	4	80	71.8
at Iowa	01/15/2023	67-81	L	28-59	.475	5-16	.313	6-9	.667	10	17	27	35.8	14	8	12	0	5	67	71.5
Michigan	01/19/2023	64-58	W	24-58	.414	3-15	.200	13-17	.765	15	20	35	35.7	12	7	6	2	7	64	71.1
at Purdue	01/22/2023	55-58	L	22-59	.373	3-21	.143	8-9	.889	13	17	30	35.4	18	14	9	2	7	55	70.3
Total		1335		475-1069	.444	124-412	.301	261-365	.715	198	475	673	35.4	311	201	226	68	105	1335	70.3
Opponents		1219		448-1087	.412	103-346	.298	220-307	.717	203	441	644	33.9	361	201	238	63	102	1219	64.2

Maryland Averages

Games Played	Points/game	FG Pct	3FG Pct	FT Pct	Rebounds/game	Assists/game	Turnovers/game	Assist/Turnover ratio	Steals/game	Blocks/game
19	70.3	44.4	30.1	71.5	35.4	10.6	11.9	0.9	5.5	3.6



2022-23 Maryland Men's Basketball Opponents Game-by-Game All games

Page 1/1
as of Jan 22, 2023

Opponent	Date	Score		Total		3-Pointers		Free throws		Rebounds										
				FG-FGA	PCT	3FG-3FGA	PCT	FT-FTA	PCT	OFF	DEF	TOT	AVG	PF	A	TO	BLK	STL	PTS	AVG
Niagara	11/07/2022	71-49	W	22-55	.400	0-6	.000	5-8	.625	13	15	28	28.0	12	13	12	3	3	49	49.0
Western Caro.	11/10/2022	71-51	W	17-63	.270	7-28	.250	10-13	.769	14	26	40	34.0	23	6	17	1	5	51	50.0
Binghamton	11/15/2022	76-52	W	21-61	.344	4-21	.190	6-12	.500	13	25	38	35.3	19	6	15	3	0	52	50.7
vs Saint Louis	11/19/2022	95-67	W	21-58	.362	5-20	.250	20-24	.833	13	22	35	35.3	22	8	14	2	3	67	54.8
vs Miami (FL)	11/20/2022	88-70	W	28-62	.452	5-20	.250	9-12	.750	8	12	20	32.2	21	8	10	1	6	70	57.8
Coppin St.	11/25/2022	95-79	W	28-51	.549	9-19	.474	14-23	.609	6	20	26	31.2	27	15	16	1	8	79	61.3
at Louisville	11/29/2022	79-54	W	19-56	.339	4-16	.250	12-17	.706	7	26	33	31.4	19	6	13	3	3	54	60.3
Illinois	12/02/2022	71-66	W	27-61	.443	5-20	.250	7-8	.875	13	20	33	31.6	18	8	12	7	5	66	61.0
at Wisconsin	12/06/2022	59-64	L	20-47	.426	7-21	.333	17-27	.630	3	27	30	31.4	18	14	8	3	7	64	61.3
vs Tennessee	12/11/2022	53-56	L	19-66	.288	7-21	.333	11-21	.524	21	27	48	33.1	21	12	11	3	6	56	60.8
UCLA	12/14/2022	60-87	L	35-63	.556	5-12	.417	12-14	.857	4	26	30	32.8	17	13	4	2	13	87	63.2
Saint Peter's	12/22/2022	75-45	W	17-56	.304	4-16	.250	7-11	.636	17	21	38	33.3	24	6	17	1	2	45	61.7
UMBC	12/29/2022	80-64	W	23-64	.359	7-24	.292	11-16	.688	12	24	36	33.5	23	10	15	3	5	64	61.8
at Michigan	01/01/2023	46-81	L	28-56	.500	3-11	.273	22-29	.759	9	40	49	34.6	11	15	13	4	6	81	63.2
at Rutgers	01/05/2023	50-64	L	23-51	.451	6-17	.353	12-14	.857	8	20	28	34.1	11	11	13	6	11	64	63.3
Ohio St.	01/08/2023	80-73	W	24-55	.436	9-19	.474	16-19	.842	7	19	26	33.6	28	8	12	3	7	73	63.9
at Iowa	01/15/2023	67-81	L	33-55	.600	6-14	.429	9-13	.692	7	23	30	33.4	15	19	9	6	7	81	64.9
Michigan	01/19/2023	64-58	W	23-55	.418	8-28	.286	4-8	.500	13	23	36	33.6	18	10	12	5	2	58	64.5
at Purdue	01/22/2023	55-58	L	20-52	.385	2-13	.154	16-18	.889	15	25	40	33.9	14	13	15	6	3	58	64.2
Total		1219		448-1087	.412	103-346	.298	220-307	.717	203	441	644	33.9	361	201	238	63	102	1219	64.2
Maryland		1335		475-1069	.444	124-412	.301	261-365	.715	198	475	673	35.4	311	201	226	68	105	1335	70.3

Opponents Averages

Games Played	Points/game	FG Pct	3FG Pct	FT Pct	Rebounds/game	Assists/game	Turnovers/game	Assist/Turnover ratio	Steals/game	Blocks/game
19	64.2	41.2	29.8	71.7	33.9	10.6	12.5	0.8	5.4	3.3

2022-23 BOX SCORES



Official Basketball Box Score - Final
Niagara at Maryland
 11/07/22 XFINITY Center, College Park
 2022-23 Men's Basketball

Game Time: 7:00 PM
 Game Duration: 1:46
 Attendance: 10,715

Officials: Brian Dorsey, Greg Langford, Michael Kitts Jr.

Niagara - 49		Record: 0-1														
NO.	Name	Min	FG	3P	FT	Rebounds	Fouls	TP	AS	TO	ST	Blocks	BS	BA	+/-	
M-A	M-A	M-A	M-A	M-A	OR DR TOT	PF FD										
22	Sam Iorio	F 31:28	5-9	0-0	2-2	3 2 5	4 2	12	1	2	0	1	2	-16		
1	Bryce Moore	G 21:17	3-6	0-0	0-0	1 1 2	2 0	6	0	1	1	0	1	-14		
4	Braxton Bayless	G 33:29	7-12	0-0	0-0	1 5 6	0 3	14	6	4	0	0	1	-22		
11	Aaron Gray	G 32:06	4-14	0-2	1-2	2 2 4	0 2	9	2	0	2	0	2	-20		
21	Noah Thomasson	G 29:02	1-9	0-1	0-2	1 2 3	3 2	2	2	2	0	0	1	-13		
2	Lance Erving	16:13	0-1	0-1	0-0	0 1 1	0 0	0	1	1	0	0	0	-7		
14	David Mitchell	26:29	1-2	0-1	0-0	3 0 3	1 3	2	0	0	0	1	0	-12		
5	Keith Kiner III	04:48	1-2	0-1	2-2	0 0 0	0 2	4	1	1	0	1	1	1		
55	Harlan Obioha	03:44	0-0	0-0	0-0	0 0 1	1 0	0	0	0	0	0	0	-7		
0	Shane Lancaster	01:24	0-0	0-0	0-0	1 0 0	1 0	0	0	0	0	0	0	-0		
Team						1 2 3		0		1						
Totals			22-55	0-6	5-8	13 15 28	12 14	49	13	12	3	3	8	-22		

Technical Fouls: NONE

Maryland - 71		Record: 1-0														
NO.	Name	Min	FG	3P	FT	Rebounds	Fouls	TP	AS	TO	ST	Blocks	BS	BA	+/-	
M-A	M-A	M-A	M-A	M-A	OR DR TOT	PF FD										
10	Julian Reese	F 26:08	3-5	0-0	1-2	2 5 7	3 3	7	2	1	0	1	1	16		
24	Donta Scott	F 35:10	7-13	4-5	0-0	3 3 6	1 1	18	0	1	1	2	0	-9		
0	Donald Carey	G 27:27	2-7	1-6	0-0	0 0 0	0 0	5	0	0	0	0	0	9		
1	Jahmir Young	G 29:40	5-10	1-3	3-4	2 5 7	0 0	14	4	3	0	2	1	16		
13	Hakim Hart	G 28:51	3-4	1-2	2-2	0 2 2	2 2	9	3	2	1	0	1	28		
2	Jahari Long	10:20	2-3	1-1	0-0	0 0 0	2 0	5	2	1	1	0	0	6		
23	Ian Martinez	16:14	0-4	0-2	2-2	2 1 3	2 1	4	1	1	5	0	0	10		
15	Patrick Emilian	14:17	1-3	0-0	2-2	1 1 2	3 1	2	0	1	1	1	1	7		
11	Noah Batchelor	09:05	1-1	1-1	0-0	0 1 1	0 0	3	0	0	0	1	0	-1		
20	Ike Cornish	01:24	0-0	0-0	2-2	1 1 2	0 1	2	0	0	0	0	0	-0		
35	Caelum Swanton-Rodger	01:24	1-1	0-0	0-0	0 0 0	1 0	2	0	0	0	0	0	-0		
Team						0 2 2		0		0						
Totals			25-51	9-20	12-14	11 21 32	14 12	71	12	10	9	8	3	22		

Technical Fouls: NONE

Biggest lead		Eagles	Terps	Points from		Eagles	Terps	Period by Period Scoring		1st	2nd	TOT
Best Scoring Run		5 (1 st 9:02)	9 (2 nd 10:33)	Turnovers		10	17	Eagles		27	22	49
Lead Changes		2		Paint		34	26	Terps		34	37	71
Times Tied		1		Second Chance		8	14					
Time with Lead		00:17	38:34	Fast Breaks		2	17					
				Bench		6	18					



Official Basketball Box Score - Final
Binghamton at Maryland
 11/15/22 XFINITY Center, College Park
 2022-23 Men's Basketball

Game Time: 7:00 PM
 Game Duration: 2:03
 Attendance: 10,349

Officials: D.J. Carstensen, Steve McJunkins, King Whelstone

Binghamton - 52		Record: 2-1														
NO.	Name	Min	FG	3P	FT	Rebounds	Fouls	TP	AS	TO	ST	Blocks	BS	BA	+/-	
M-A	M-A	M-A	M-A	M-A	OR DR TOT	PF FD										
1	Tariq Balogun	F 15:51	2-4	0-0	1-2	0 2 2	1 3	5	0	1	0	1	0	-17		
0	John McGriff	G 24:16	5-11	0-3	0-0	1 1 2	0 1	13	0	2	0	0	1	-30		
3	Jacob Falko	G 16:53	0-1	0-0	0-0	0 3 3	0 3	0	2	3	0	0	0	-24		
10	Miles Gibson	G 28:48	3-12	1-5	0-0	1 4 5	2 2	7	1	0	0	1	1	-26		
24	Christian Hinkson	G 17:55	1-4	1-2	0-0	0 3 3	5 0	3	0	2	0	0	0	-20		
30	Matt Solomon	20:11	2-9	1-5	0-0	2 2 4	2 0	5	2	2	0	0	1	5		
4	Masud Stewart	18:40	2-10	0-2	0-0	0 1 1	2 2	4	1	2	0	0	1	1		
11	Dan Petcash	22:05	3-4	0-1	0-0	1 1 2	2 0	6	0	2	0	0	0	-13		
13	Taveion White	15:44	0-1	0-0	2-2	3 2 5	0 2	2	0	2	0	0	0	-1		
21	Ogheneyole Akwovo	17:25	2-3	0-0	0-0	1 6 3	8 2	3	5	0	1	0	1	-0		
15	Ador Ahiual	02:12	1-2	1-2	0-0	0 1 1	0 0	3	0	0	0	0	0	8		
Team						1 2 3		0		0						
Totals			21-61	4-21	6-12	13 25 38	19 16	52	6	15	0	3	4	-24		

Technical Fouls: NONE

Maryland - 76		Record: 3-0														
NO.	Name	Min	FG	3P	FT	Rebounds	Fouls	TP	AS	TO	ST	Blocks	BS	BA	+/-	
M-A	M-A	M-A	M-A	M-A	OR DR TOT	PF FD										
10	Julian Reese	F 25:44	8-9	0-0	3-5	4 3 7	1 9	19	0	1	1	2	1	28		
24	Donta Scott	F 24:15	5-15	0-2	0-0	4 5 9	2 1	10	1	1	1	1	1	26		
0	Donald Carey	G 20:17	3-6	1-4	0-0	0 2 2	2 0	7	1	2	0	0	0	22		
1	Jahmir Young	G 21:19	3-6	0-1	1-2	1 3 4	1 2	7	5	1	0	0	0	20		
13	Hakim Hart	G 21:53	1-10	1-3	2-2	1 7 8	0 2	13	2	0	2	0	1	21		
23	Ian Martinez	15:07	2-6	0-1	0-0	0 2 2	3 1	4	0	0	0	0	0	8		
15	Patrick Emilian	19:24	1-2	0-1	1-1	0 4 4	3 3	1	3	1	0	1	1	10		
2	Jahari Long	17:48	0-1	0-1	0-2	0 1 1	1 1	0	4	0	2	0	0	11		
11	Noah Batchelor	14:16	1-5	1-5	1-2	0 1 1	0 1	4	0	0	1	0	0	1		
20	Ike Cornish	12:57	3-4	1-2	2-2	0 0 0	1 1	9	0	1	0	0	0	-11		
35	Caelum Swanton-Rodger	01:20	0-0	0-0	0-0	0 0 0	0 0	0	0	0	0	0	0	-4		
31	Arnaud Revaz	04:10	0-0	0-0	0-0	1 1 2	2 0	0	0	0	0	0	0	-7		
32	Brett Karkus	01:30	0-0	0-0	0-0	0 0 0	0 0	0	0	0	0	0	0	-5		
Team						0 2 2		0		0						
Totals			31-64	4-20	10-16	11 31 42	16 19	76	14	7	8	4	3	24		

Technical Fouls: NONE

Biggest lead		BING	UMD	Points from		BING	UMD	Period by Period Scoring		1st	2nd	TOT
Best Scoring Run		0 (1 st 20:00)	32 (2 nd 8:29)	Turnovers		0	19	BING		23	29	52
Lead Changes		0		Paint		20	48	UMD		44	32	76
Times Tied		0		Second Chance		11	15					
Time with Lead		00:00	38:56	Fast Breaks		4	18					
				Bench		25	20					



Official Basketball Box Score - Final
Western Caro. at Maryland
 11/10/22 XFINITY Center, College Park
 2022-23 Men's Basketball

Game Time: 7:00 PM
 Game Duration: 1:55
 Attendance: 10,528

Officials: Bill Ek, Josh White, Michael Griffin

Western Caro. - 51		Record: 0-2														
NO.	Name	Min	FG	3P	FT	Rebounds	Fouls	TP	AS	TO	ST	Blocks	BS	BA	+/-	
M-A	M-A	M-A	M-A	M-A	OR DR TOT	PF FD										
0	Tyzaun Claude	F 18:56	5-11	0-0	2-2	4 3 7	4 1	12	1	3	0	1	0	-7		
1	Russell Jones Jr.	G 23:31	2-4	1-2	0 2 2	3 2	3	7	1	1	2	0	0	-7		
2	Vonterius Woolbright	G 30:28	2-10	0-1	0-1	1 5 6	4 3	4	2	4	1	0	1	-12		
3	Tre Jackson	G 29:39	1-8	1-6	4-4	1 4 5	1 5	7	0	4	1	0	0	-27		
4	Tyler Harris	G 24:39	3-7	2-5	0-0	1 2 3	2 0	8	0	1	0	0	0	-28		
5	DJ Campbell	22:49	1-3	0-0	0-0	0 2 2	2 0	2	2	0	1	0	1	-6		
24	Bernard Pelote	17:21	0-9	0-8	1-2	1 2 3	1 1	1	0	0	0	0	0	-6		
32	Colin Granger	12:44	0-5	0-0	0-0	1 3 4	2 0	0	0	0	0	0	0	-19		
13	Marcus Kell	11:33	0-5	2-4	0-0	2 2 4	1 1	8	0	1	0	0	0	-6		
23	Marlow Gilmore	08:20	0-1	0-0	2-2	1 0 1	3 1	2	0	2	0	0	1	6		

2022-23 BOX SCORES



Official Basketball Box Score - Final
Miami (FL) at Maryland
 11/20/22 Meghan Sun Krantz, Uncaeville
 2022-23 Men's Basketball

Officials: Brian Dorsey, DJ Carstensen, Jamie Luckie

Miami (FL) - 70

Record: 4-1

NO.	Name	Min	FG	3P	FT	Rebounds	Fouls	TP	AS	TO	ST	Blocks	+/-
			M-A	M-A	M-A	OR DR TOT	PF FD					BS BA	
15	Norchad Omier	F 31:08	6-10	1-2	1-2	3 3 6	4 3	14	0	3	2	0 0	-14
2	Isaiah Wong	F 34:12	8-17	2-5	4-5	0 2 2	3 3	22	3	1	2	0 1	-18
11	Jordan Miller	G 35:40	7-14	1-5	3-3	0 0 3	3 3	18	2	1	0	1 1	-10
24	Nijel Pack	G 30:16	3-10	1-4	0-0	0 0 0	0 2	7	1	0	1	0 1	-9
55	Wooga Poplar	G 09:28	2-3	0-0	0-0	0 0 0	4 1	4	0	1	0	0 0	-6
4	Bensley Joseph	08:02	0-1	0-1	1-2	0 3 3	3 0	1	1	3	0	0 0	-19
12	Favour Aire	02:45	0-0	0-0	0-0	0 0 0	1 0	0	0	0	0	0 0	-1
0	AJ Casey	08:02	0-1	0-0	0-0	2 2 2	0 0	0	0	0	0	0 0	-3
5	Harford Beverly	17:14	2-5	0-2	0-0	0 0 0	1 0	4	1	0	1	0 0	-3
1	Anthony Walker	07:15	0-1	0-0	0-0	0 0 0	0 0	0	0	0	0	0 0	-7
3	Christian Watson	01:55	0-0	0-0	0-0	0 0 0	0 0	0	0	0	0	0 0	0
Team			2 2 4		0 0		0 0		8 9		6 1		-18
Totals			28-62		5-20		9-12		8 12		20 21		12 70

Technical Fouls: NONE

Maryland - 88

Record: 5-0

NO.	Name	Min	FG	3P	FT	Rebounds	Fouls	TP	AS	TO	ST	Blocks	+/-
			M-A	M-A	M-A	OR DR TOT	PF FD					BS BA	
10	Julian Reese	F 32:59	7-8	0-0	3-5	4 3 7	3 4	17	2	3	1	2 1	17
24	Donta Scott	F 28:28	9-12	3-4	2 6 8	5 4	2	24	3	1	0	0 0	30
0	Donald Carey	G 30:26	4-9	4-9	0-0	2 3 5	4 2	22	0	5	0	0 0	22
1	Jahmir Young	G 27:01	4-8	1-2	4-4	0 5 5	0 3	13	3	5	0	0 0	7
13	Hakim Hart	G 34:28	4-7	1-3	5-6	0 4 4	1 5	14	0	1	0	0 0	10
15	Patrick Emilian	17:13	1-1	0-0	0-0	2 2 4	0 1	2	0	1	1	1 0	-11
23	Ian Martinez	14:19	0-3	0-2	4-4	0 1 1	1 3	4	1	0	0	0 0	4
2	Jahiri Long	13:06	1-2	0-1	0-0	0 2 2	1 0	2	3	1	0	0 0	11
11	Noah Batchelor	00:40	0-0	0-0	0-0	0 1 1	0 0	0	0	0	0	0 0	0
20	Ike Cornish	00:40	0-0	0-0	0-0	0 0 0	0 0	0	0	0	0	0 0	0
35	Caelum Swanton-Rodger	00:40	0-0	0-0	0-0	0 0 0	0 0	0	0	0	0	0 0	0
Team			1 1 2		0 1		0 1		12 18		3 3		1 8
Totals			30-50		9-21		19-23		11 28		39 12		21 88

Technical Fouls: NONE

	MIA	MYD
Biggest lead	2 (1 st 19:43)	20 (2 nd 1:24)
Best Scoring Run	7 (1 st 7:59)	11 (1 st 10:47)
Lead Changes	7	
Times Tied	4	
Time with Lead	01:25	35:18

Points from	MIA	MYD
Turnovers	18	11
Paint	32	40
Second Chance	10	18
Fast Breaks	11	12
Bench	5	8

Period by Period Scoring	1st	2nd	TOT
MIA	34	36	70
MYD	47	41	88

Game Time: 1:00 PM
 Game Duration: 1:59



Official Basketball Box Score - Final
Coppin St. at Maryland
 11/25/22 XFNNY Center, College Park
 2022-23 Men's Basketball

Game Time: 4:00 PM
 Game Duration: 2:10
 Attendance: 10,902

Officials: Brian Dorsey, Brandon Cruz, Michael Kits

Coppin St. - 79

Record: 3-5

NO.	Name	Min	FG	3P	FT	Rebounds	Fouls	TP	AS	TO	ST	Blocks	+/-
			M-A	M-A	M-A	OR DR TOT	PF FD					BS BA	
35	Justin Winston	F 20:55	6-9	1-2	1-2	2 5 7	4 1	14	0	1	0	0 1	1
3	Sam Sessoms	G 39:36	11-20	3-5	3-5	2 4 6	4 5	28	6	7	3	0 1	-16
4	Nendash Tarke	G 38:03	5-11	1-4	3-6	0 2 2	3 3	14	4	4	1	1 1	-10
10	Kam'Ron Blue	G 28:43	0-2	0-1	0-0	0 4 4	4 0	0	2	0	2	0 0	-6
13	Alex Rojas	G 35:30	2-3	1-2	0-0	1 2 3	2 0	5	2	0	1	0 0	-17
11	Justin Steers	09:11	0-0	0-0	3-4	1 3 4	1 4	3	1	2	0	0 0	-10
24	Daniel Titus	02:18	0-0	0-0	0-0	0 0 0	1 0	0	0	0	0	0 0	-2
25	Isaiah Gross	08:48	2-4	1-3	2-2	0 0 0	5 1	7	0	0	0	0 0	-6
33	Luka Tekavic	03:22	0-0	0-0	0-0	0 0 0	1 0	0	0	0	0	0 0	-1
2	Mike Hood	01:34	0-0	0-0	0-0	0 0 0	0 0	0	0	1	0	0 0	-3
11	CJ Scott	07:49	0-0	0-0	1-2	0 0 0	1 1	1	0	0	0	0 0	-5
0	Malik Battle	03:47	2-2	2-2	1-2	0 0 0	1 1	7	0	0	1	0 0	1
20	Christian Sutton	00:24	0-0	0-0	0-0	0 0 0	0 0	0	0	0	0	0 0	0
Team			0 0 0		0 0		0 1		15 16		8 1		3 -16
Totals			28-51		9-19		14-23		6 20		26 27		16 79

Technical Fouls: Sessoms 2nd 18:33 Gross 2nd 14:28 Rojas 2nd 13:04

Maryland - 95

Record: 6-0

NO.	Name	Min	FG	3P	FT	Rebounds	Fouls	TP	AS	TO	ST	Blocks	+/-
			M-A	M-A	M-A	OR DR TOT	PF FD					BS BA	
10	Julian Reese	F 25:21	10-12	0-0	4-7	7 3 10	5 7	24	0	2	1	2 0	11
24	Donta Scott	F 31:19	3-9	1-5	2-2	2 4 6	2 3	9	2	1	1	0 1	11
0	Donald Carey	G 32:09	2-9	0-6	3-4	0 1 1	1 2	7	1	1	1	0 0	22
1	Jahmir Young	G 31:41	6-16	0-5	9-10	1 4 5	0 6	21	5	1	0	1 0	14
13	Hakim Hart	G 34:28	7-11	2-4	6-7	4 4 8	3 4	22	2	1	2	0 0	16
11	Noah Batchelor	08:43	0-0	0-0	0-0	0 3 3	2 0	0	1	1	0	0 0	3
22	Jahiri Long	15:16	2-3	1-1	0-0	0 1 1	3 0	5	0	2	0	0 0	9
23	Ian Martinez	16:09	3-8	0-0	1-2	1 1 2	2 2	7	1	1	0	0 0	2
35	Caelum Swanton-Rodger	01:45	0-0	0-0	0-0	0 0 0	0 0	0	0	0	0	0 0	-6
20	Ike Cornish	03:09	0-0	0-0	0-0	0 0 0	0 0	0	0	0	0	0 0	-2
Team			3 1 4		0 0		0 1		12 11		6 3		1 16
Totals			33-68		4-21		25-32		18 22		40 18		24 95

Technical Fouls: Hart 1st 06:06 Reese 2nd 14:28 Bench 2nd 14:28

	CSST	UMD
Biggest lead	3 (1 st 9:32)	19 (2 nd 3:47)
Best Scoring Run	9 (1 st 9:32)	7 (2 nd 11:11)
Lead Changes	8	
Times Tied	3	
Time with Lead	02:36	34:58

Points from	CSST	UMD
Turnovers	16	15
Paint	34	54
Second Chance	9	26
Fast Breaks	14	2
Bench	18	12

Period by Period Scoring	1st	2nd	TOT
CSST	36	43	79
UMD	47	48	95



Official Basketball Box Score - Final
Maryland at Louisville
 11/29/22 KFC Yum! Center, Louisville
 2022-23 Men's Basketball

Game Time: 7:01 PM
 Game Duration: 2:03
 Attendance: 12,211

Maryland - 79

Record: 7-0

NO.	Name	Min	FG	3P	FT	Rebounds	Fouls	TP	AS	TO	ST	Blocks	+/-
			M-A	M-A	M-A	OR DR TOT	PF FD					BS BA	
10	Julian Reese	F 24:09	2-4	0-0	2-6	1 6 7	3 4	6	0	0	0	2 30	
24	Donta Scott	F 28:56	7-12	3-6	1-1	0 5 5	0 2	18	2	1	0	2 0	19
0	Donald Carey	G 23:27	2-6	2-6	3-4	0 2 2	2 2	9	0	2	1	0 0	22
1	Jahmir Young	G 24:06	6-10	1-3	2-3	1 4 5	0 4	15	5	0	3	0 0	26
13	Hakim Hart	G 28:25	3-5	1-3	2-2	1 2 3	1 1	9	4	1	2	1 0	24
23	Ian Martinez	21:20	4-9	2-5	0-0	2 3 5	3 1	10	0	2	0	0 1	5
2	Jahiri Long	17:35	1-4	0-0	1-2	0 1 1	4 1	3	3	3	1	0 0	5
15	Patrick Emilian	14:35	2-3	0-0	2-6	2 1 3	2 3	6	0	0	0	0 0	0
11	Noah Batchelor	08:41	1-3	0-1	1-1	1 3 4	1 1	3	0	1	0	0 0	0
12	Pavlo Dziuba	03:41	0-0	0-0	0-0	0 0 0	0 0	0	0	1	0	0 0	-3
35	Caelum Swanton-Rodger	02:07	0-0	0-0	0-0	0 0 0	1 0	0	0	0	0	0 0	1
31	Arnaud Revaz	01:34	0-0	0-0	0-0	0 0 0	2 0	0	0	0	0	0 0	-2
30	Carson Dick	01:24	0-0	0-0	0-0	0 0 0	0 0	0	0	0	0	0 0	-2
Team			0 3 3		0 1		0 1		14 12		7 3		3 25
Totals			28-56		9-24		14-25		8 30		38 19		19 79

Technical Fouls: NONE

Louisville - 54

Record: 9-7

Louisville - 34		Hofstra - 27											
NO.	Name	Min	FG M-A	3P M-A	FT M-A	Rebounds OR DR TOT	Fouls PF FD	TP	AS	TO	ST	Blocks BS BA	+/-
1	Mike James	F 24:08	3-8	0-1	0-0	2 2 4	3 1	6	0	2	0	0	26
5	Brandon Huntley-Hatfield	F 23:08	3-7	0-1	2-2	1 8	3 8	2	0	2	1	3	-28
12	JJ Traynor	F 15:08	1-4	0-0	1 1 2	2	3	0	1	1	0	0	-20
24	Jae'Lyn Withers	F 16:44	2-7	0-2	0-0	2 2 4	1 3	5	1	2	0	0	-17
3	El Ellis	G 26:06	6-16	2-7	0-2	2 2 2	2 4	15	3	4	1	0	-29
21	Sydney Curry	07:17	0-1	0-0	0-1	1 1 1	1 1	0	0	0	0	0	-7
22	Kamari Lands	16:25	0-3	0-1	2-2	5 5 1	1 3	2	0	1	0	0	-7
4	Roosevelt Wheeler	15:31	1-2	0-0	3-4	4 4 2	2 2 5	1	0	0	0	2	2
15	Hercy Miller	12:51	0-1	0-0	0-0	0 0 0	2 0 0	0	0	0	0	0	4
23	Alexander Payne	04:35	0-0	0-0	0-0	0 0 0	2 0 0	0	0	0	0	0	-2
0	Devin Re	12:06	2-5	1-3	0-0	2 2 0	0 5	0	0	0	0	0	0
11	Fabio Basili	08:31	1-2	1-1	3-4	0 0 0	2 2 6	1	1	1	0	0	3
30	Ashton Myles-Devore	01:15	0-0	0-0	0-0	0 0 0	0 0 0	0	0	0	0	0	1
33	Aidan McCool	01:15	0-0	0-0	0-0	0 0 0	0 0 0	0	0	0	0	0	1
Totals						3 0 3		0					
Team			19-56	4-16	12-17	7 26 33	19 19 54	6	13	3	3	3	-25

2022-23 STATISTICS



Official Basketball Box Score - Final
Maryland at Wisconsin
12/02/22 Kohl Center, Madison
2022-23 Men's Basketball

Game Time: 8:00 PM
Game Duration: 2:07



Official Basketball Box Score - Final
#7 Tennessee at #13 Maryland
12/11/22 Barclays Center, Brooklyn, NY
2022 Basketball Hall of Fame Invitational

Game Time: 4:30 PM
Game Duration: 2:10

Record: 8-1 (1-1)														
NO.	Name	Min	FG	3P	FT	Rebounds	Fouls	TP	AS	TO	ST	Blocks	BS	BA
10	Julian Reese	F 30:59	4-6	0-0	2-4	1 5 6	4 4	10	2	3	0	2	0	2
24	Donta Scott	F 34:37	3-14	2-7	1-3	1 9 10	3 6	9	2	2	1	3	1	-5
0	Donald Carey	G 27:03	2-5	2-5	2-2	0 5 5	5 1	8	1	3	0	0	0	2
1	Jahmir Young	G 29:39	6-13	3-5	2-3	3 1 4	1 5	17	1	3	2	0	1	-11
13	Hakim Hart	G 31:51	2-10	1-4	0-0	3 6 9	1 2	5	2	2	0	0	1	-2
12	Jahiri Long	19:11	1-2	1-2	0-0	0 0 0	2 0	3	1	0	0	0	0	-4
15	Patrick Emilien	14:04	1-3	0-0	0-0	0 1 1	2 0	2	0	1	1	0	0	-6
23	Ian Martinez	12:36	2-2	1-1	0-0	0 2 2	2 0	5	0	0	0	0	0	-1
Team														
Totals														

Shooting By Period		
1st FG%	12-28	42.9%
3PT%	5-13	38.5%
FT%	0-1	0%
2nd FG%	9-27	33.3%
3PT%	5-11	45.5%
FT%	7-11	63.6%
GM FG%	21-55	38.2%
3PT%	10-24	41.7%
FT%	7-12	58.3%

Dead Ball Rebounds: 1, 1

Technical Fouls: NONE

Record: 7-2 (1-0)														
NO.	Name	Min	FG	3P	FT	Rebounds	Fouls	TP	AS	TO	ST	Blocks	BS	BA
5	Tyler Wahl	F 28:48	3-10	0-1	3-7	0 5 5	5 5	9	3	3	1	2	3	6
22	Steven Crowl	F 29:23	4-7	0-3	4-6	0 6 6	3 1	12	3	1	1	0	0	-4
2	Jordan Davis	G 22:58	3-5	1-3	1-2	1 5 6	2 3	8	0	0	1	0	0	4
11	Max Klesmit	G 34:27	2-6	1-3	1-2	0 3 3	2 3	7	2	1	2	0	1	-1
23	Connor Hepburn	G 36:20	4-8	2-4	3-3	0 4 4	3 3	13	2	2	1	0	1	8
3	Chucky Hapburn	22:07	2-7	2-5	2-2	0 1 1	0 2	8	3	0	1	0	1	7
14	Carter Gilmore	23:26	2-4	1-2	2-5	0 3 3	3 3	7	1	1	0	1	0	5
4	Kamari McGee	02:31	0-0	0-0	0-0	0 0 0	0 0	0	0	0	0	0	0	0
Team														
Totals														

Shooting By Period		
1st FG%	13-27	48.1%
3PT%	3-12	25.0%
FT%	2-2	100%
2nd FG%	7-20	35.0%
3PT%	4-9	44.4%
FT%	15-25	60%
GM FG%	20-47	42.6%
3PT%	7-21	33.3%
FT%	17-27	63.0%

Dead Ball Rebounds: 4, 3

Technical Fouls: NONE

MD		UW	
Biggest lead	1 (2nd 18:43)	12 (1st 7:21)	
Best Scoring Run	11 (1st 3:08)	8 (2nd 6:31)	
Lead Changes	8		
Times Tied	5		
Time with Lead	03:17	32:51	

Points from Turnovers		MD	UW
Paint		18	24
Second Chance		4	7
Fast Breaks		9	10
Bench		10	15

Period by Period Scoring			
	1st	2nd	TOT
MD	29	30	59
UW	31	33	64

Record: 9-1														
NO.	Name	Min	FG	3P	FT	Rebounds	Fouls	TP	AS	TO	ST	Blocks	BS	BA
2	Julian Phillips	F 27:12	1-10	0-0	4-4	5 5 10	4 3	6	1	3	0	0	1	2
13	Olivier Nkamhoua	F 35:17	3-13	1-2	1-2	5 4 9	4 2	8	3	1	0	1	1	5
33	Uros Plavsic	F 13:22	1-2	0-0	0-0	3 2 5	4 1	2	1	1	0	1	0	-6
4	Tyrek Key	G 35:04	2-6	2-4	3-6	0 3 3	3 2	9	0	1	1	0	0	5
25	Santiago Vescovi	G 37:07	2-11	1-9	2-3	1 6 7	2 4	7	3	1	3	0	0	-4
11	Tobe Awaka	17:14	3-6	0-0	1-2	5 3 8	1 1	7	1	0	1	1	2	17
5	Zakai Zeigler	25:20	5-13	2-5	0-1	0 3 3	3 4	12	3	1	1	0	0	-4
15	Jahmal Mashack	09:24	2-5	1-1	0-3	1 0 1	1 2	5	0	0	0	0	0	0
Team														
Totals														

Shooting By Period		
1st FG%	11-39	28.2%
3PT%	3-10	30.0%
FT%	9-15	60%
2nd FG%	8-27	29.6%
3PT%	4-11	36.4%
FT%	2-6	33.3%
GM FG%	19-66	28.8%
3PT%	7-21	33.3%
FT%	11-21	52.4%

Dead Ball Rebounds: 4, 1

Technical Fouls: NONE

Record: 8-2														
NO.	Name	Min	FG	3P	FT	Rebounds	Fouls	TP	AS	TO	ST	Blocks	BS	BA
10	Julian Reese	F 23:29	4-6	0-0	1 7 8	4 1	8	0	3	2	0	1	7	
24	Donta Scott	F 37:06	4-11	0-6	1-2	7 8 3	2 2	9	1	3	0	2	0	1
0	Donald Carey	G 26:15	0-5	0-4	3-3	1 2 4	5 3	3	1	1	0	0	0	7
1	Jahmir Young	G 35:42	6-18	1-7	5-6	1 3 4	3 7	18	7	3	1	2	2	4
13	Hakim Hart	G 33:58	3-8	1-6	2-3	0 5 5	0 1	9	0	1	0	0	0	-8
15	Patrick Emilien	15:40	0-2	0-0	0-0	2 3 5	1 1	0	0	0	0	1	0	-8
23	Ian Martinez	13:48	0-1	0-0	4-6	0 3 3	3 3	4	0	0	0	0	0	-10
2	Jahiri Long	05:04	0-0	0-0	0-0	1 0 1	0 0	0	0	0	0	0	0	-10
35	Caelum Swanton-Rodger	03:42	0-0	0-0	0-0	0 0 0	1 0	0	0	0	0	0	0	-6
11	Noah Batchelor	05:16	0-1	0-1	2-2	0 1 1	1 1	2	0	0	0	0	0	8
Team														
Totals														

Shooting By Period		
1st FG%	3-24	12.5%
3PT%	2-16	12.5%
FT%	9-11	81.8%
2nd FG%	14-28	50.0%
3PT%	0-8	0.0%
FT%	8-11	72.7%
GM FG%	17-52	32.7%
3PT%	2-24	8.3%
FT%	17-22	77.3%

Dead Ball Rebounds: 4, 0

Technical Fouls: NONE

Tenn.		Mary.	
Biggest lead	21 (1st 1:49)	1 (1st 17:38)	
Best Scoring Run	9 (1st 13:44)	12 (2nd 7:59)	
Lead Changes	2		
Times Tied	1		
Time with Lead	38:13	00:33	

Points from Turnovers		Tenn.	Mary.
Paint		24	30
Second Chance		13	9
Fast Breaks		6	4
Bench		24	6

Period by Period Scoring			
	1st	2nd	TOT
Tenn.	34	22	56
Mary.	17	36	53

Game Notes: 2022 Basketball Hall of Fame Invitational Game 3 MVP: Zakai Zeigler (Tennessee)



Official Basketball Box Score - Final
UCLA at Maryland
12/14/22 XFINITY Center, College Park
2022-23 Men's Basketball

Game Time: 9:00 PM
Game Duration: 1:47
Attendance: 16,625



Official Basketball Box Score - Final
Saint Peter's at Maryland
12/22/22 XFINITY Center, College Park
2022-23 Men's Basketball

Game Time: 6:30 PM
Game Duration: 1:56
Attendance: 11,536

Record: 9-2														
NO.	Name	Min	FG	3P	FT	Rebounds	Fouls	TP	AS	TO	ST	Blocks	BS	BA
3	Adem Bona	F 22:51	7-8	0-0	0-0	0 7 7	4 1	14	0	0	0	1	1	21
0	Jaylen Clark	G 22:05	7-11	0-2	5-6	1 5 6	1 4	19	3	0	4	0	0	29
5	Amari Bailey	G 27:18	2-7	0-1	0-0	0 2 2	2 0	4	3	1	2	1	0	20
10	Tyger Campbell	G 15:47	3-5	1-1	2-2	0 1 1	3 1	9	1	0	2	0	0	14
24	Jaime Jaquez Jr.	G 29:34	6-14	0-1	2-2	1 6 7	1 1	14	0	2	4	0	1	32
2	Dylan Andrews	15:37	1-1	0-0	2-2	0 0 0	3 1	4	2	0	0	0	0	-2
12	Kenneth Nwuba	12:07	0-0	0-0	0-0	1 2 3	0 0	0	1	0	0	0	0	16
34	David Singleton	24:02	7-10	4-5	0-0	0 1 1	1 3	18	2	0	0	0	0	29
4	Will McClendon	16:15	1-3	0-2	1-2	0 0 0	0 0	1	3	1	0	0	0	-2
1	Abramo Canka	07:02	0-2	0-0	0-0	0 0 0	2 1	0	0	0	1	0	0	-7
12	Mac Etienne	05:02	1-2	0-0	0-0	0 0 0	0 0	2	0	0	0	0	0	-10
43	Russell Stong	02:20	0-0	0-0	0-0	0 1 1	0 0	0	0	0	0	0	0	-5
Team														
Totals														

Shooting By Period		
1st FG%	20-36	55.6%
3PT%	2-6	33.3%
FT%	7-8	87.5%
2nd FG%	15-27	55.6%
3PT%	3-6	50.0%
FT%	5-6	83.3%
GM FG%	35-63	55.6%
3PT%	5-12	41.7%
FT%	12-14	85.7%

</

2022-23 STATISTICS



Official Basketball Box Score - Final
UMBC at Maryland
 12/29/22 XFINITY Center, College Park
 2022-23 Men's Basketball

Game Time: 7:00 PM
 Game Duration: 2:09
 Attendance: 13,522

Officials: Rob Riley, Sr., King Whetstone, Courtney Green

UMBC - 64

Record: 9-5

NO. Name	Min	FG M-A	3P M-A	FT M-A	Rebounds OR DR TOT	Fouls PF FD	TP	AS	TO	ST	Blocks BS BA	+/-
1 Jarvis Doles	F 25:54	5-14	2-8	2-5	5 2 7	4 5	14	1	2	1	1 0	-15
4 Tra'Von Fagan	F 24:49	4-10	0-3	0-1	3 5 8	3 2	8	3	0	0	0 0	-3
2 Colton Lawrence	G 33:34	2-10	0-1	0-0	1 3 4	3 2	4	0	2	1	0 3	-19
3 Craig Beaudion	G 35:04	6-9	2-3	0-0	0 2 2	2 1	14	3	3	1	2 1	-6
41 Jacob Boonyasith	G 35:02	3-8	1-3	1-2	0 3 3	2 2	8	3	2	0	0 0	-20
13 Dion Brown	26:51	3-10	2-4	2-2	2 7 9	3 2	10	0	4	0	0 2	-4
34 Matteo Picarelli	14:18	0-3	0-2	4-4	0 1 1	2 3	4	0	1	2	0 0	-12
14 Mason Docks	02:29	0-0	0-0	0-0	0 0 0	1 1	2	0	0	0	0 0	-5
15 Yaw Obeng-Mensah	01:16	0-0	0-0	0-0	0 0 0	2 0	0	0	1	0	0 0	2
10 Devan Sapp	00:43	0-0	0-0	0-0	0 0 0	1 0	0	0	0	0	0 0	2
Team					1 1 2		0		0			
Totals		23-64	7-24	11-16	12 24 36	23 18	64	10	15	5	3 6	-16

Technical Fouls: NONE

Maryland - 80

Record: 10-3

NO. Name	Min	FG M-A	3P M-A	FT M-A	Rebounds OR DR TOT	Fouls PF FD	TP	AS	TO	ST	Blocks BS BA	+/-
15 Patrick Emilian	F 16:47	0-0	0-0	4-4	0 2 2	1 2	4	0	2	0	0 0	16
24 Donta Scott	F 36:17	5-13	0-5	1-2	1 8 9	3 4	11	1	2	2	1 1	20
1 Jahmir Young	G 35:31	8-14	0-3	2-3	1 6 7	2 2	18	2	1	1	1 0	33
13 Hakim Hart	G 34:45	5-8	1-4	5-7	2 4 6	2 5	16	2	2	2	1 0	25
23 Ian Martinez	G 18:56	2-5	0-2	0-0	0 3 3	2 0	4	1	2	0	2 1	13
0 Donald Carey	25:48	6-9	5-7	2-2	0 0 0	2 3	19	0	1	0	0 0	3
10 Julian Reese	22:41	0-2	0-0	7-12	3 4 7	3 6	7	1	2	1	1 1	3
2 Jahiri Long	02:53	0-0	0-0	0-0	0 0 0	0 0	0	0	0	0	0 0	-5
11 Noah Batchelor	03:18	0-2	0-2	0-0	2 2 2	1 0	0	0	0	0	0 0	-6
20 Ike Cornish	02:22	0-1	0-1	1-2	0 1 1	1 0	1	0	0	0	0 0	-6
31 Arnaud Revaz	00:21	0-0	0-0	0-0	0 0 0	0 0	0	0	0	0	0 0	-3
32 Brett Karkus	00:11	0-0	0-0	0-0	0 0 0	2 0	0	0	0	0	0 0	-2
12 Pavlo Dziuba	00:10	0-0	0-0	0-0	0 0 0	0 0	0	0	0	0	0 0	-1
Team					0 1 1		0		0			
Totals		26-54	6-24	22-32	7 31 38	18 23	80	7	12	6	6 3	16

Technical Fouls: NONE

	UMBC	Terps
Biggest lead	6 (1 st 12:33)	20 (2 nd 0:58)
Best Scoring Run	7 (1 st 14:15)	10 (1 st 8:46)
Lead Changes	2	
Times Tied	3	
Time with Lead	06:24	32:04

Points from Turnovers	UMBC	Terps
Paint	28	36
Second Chance	12	8
Fast Breaks	6	16
Bench	16	27

Period by Period Scoring	1st	2nd	TOT
UMBC	30	34	64
Terps	33	47	80



Official Basketball Box Score - Final
Maryland at Rutgers
 01/05/23 Jersey Mike's Arena, Piscataway
 2022-23 Men's Basketball

Game Time: 6:30 PM
 Game Duration: 1:56
 Attendance: 8,000

Officials: D.J. Carstensen, Brian Dorsey, John Higgins

Maryland - 50

Record: 10-5 (1-3)

NO. Name	Min	FG M-A	3P M-A	FT M-A	Rebounds OR DR TOT	Fouls PF FD	TP	AS	TO	ST	Blocks BS BA	+/-
10 Julian Reese	F 36:04	4-5	0-0	0-1	1 5 6	4 1	8	1	5	3	0 0	-4
24 Donta Scott	F 29:50	3-10	0-4	0-0	1 1 2	2 2	6	0	2	1	1 0	-16
1 Jahmir Young	G 30:52	5-12	2-4	1-4	1 3 4	2 4	13	3	4	2	0 3	-11
11 Noah Batchelor	G 10:01	0-0	0-0	0-0	0 0 0	1 0	0	0	1	0	0 0	-1
13 Hakim Hart	G 23:24	1-3	0-2	0-0	2 2 2	2 1	2	2	3	3	1 1	-7
15 Patrick Emilian	13:49	0-2	0-1	1-2	2 1 3	1 1	1	0	1	0	0 0	-11
0 Donald Carey	25:23	4-8	4-8	0-0	0 0 0	3 1	12	2	0	1	0 0	-14
2 Jahiri Long	09:08	1-3	1-2	0-0	1 0 1	1 0	3	2	0	0	0 0	-3
23 Ian Martinez	21:29	1-3	1-1	2-2	3 4 7	1 1	5	0	2	1	0 1	-5
Team					0 4 4		0		2			
Totals		19-46	8-22	4-9	9 20 29	17 11	50	10	20	9	2 6	-14

Technical Fouls: NONE

Rutgers - 64

Record: 11-4 (3-1)

NO. Name	Min	FG M-A	3P M-A	FT M-A	Rebounds OR DR TOT	Fouls PF FD	TP	AS	TO	ST	Blocks BS BA	+/-
3 Mawot Mag	F 25:48	3-4	0-0	0-0	0 4 4	3 4	1	6	0	2	2 0	4
11 Clifford Omoruyi	C 34:26	1-4	0-0	2-2	4 9 13	3 4	4	2	4	1	3 0	6
4 Paul Mulcahy	G 31:49	6-6	1-1	2-2	0 0 0	0 3	15	1	1	2	0 0	10
10 Cam Spencer	G 23:32	3-10	3-6	4-4	0 1 1	1 2	13	5	2	3	0 0	4
22 Caleb McConnell	G 33:08	4-12	0-3	2-4	2 2 4	1 6	10	2	0	2	2 2	3
5 Aundre Hyatt	21:31	3-7	2-5	0-0	1 2 3	1 0	8	0	1	0	1 0	20
0 Derek Simpson	17:55	2-5	0-1	2-2	0 0 0	1 1	6	1	2	1	0 0	18
13 Antwone Woolfolk	02:37	0-0	0-0	0-0	0 0 0	0 0	0	0	0	0	0 0	3
2 Jalan Miller	00:17	0-0	0-0	0-0	0 0 0	0 0	0	0	0	0	0 0	-3
21 Dean Reiber	02:57	1-3	0-1	0-0	0 1 1	1 0	2	0	0	0	0 0	7
Team					1 1 2		0		1			
Totals		23-51	6-17	12-14	8 20 28	11 17	64	11	13	11	6 2	14

Technical Fouls: NONE

	MD	RU
Biggest lead	4 (1 st 17:53)	18 (2 nd 9:13)
Best Scoring Run	6 (1 st 1:33)	15 (1 st 10:14)
Lead Changes	1	
Times Tied	0	
Time with Lead	02:06	36:20

Points from Turnovers	MD	RU
Paint	20	28
Second Chance	10	7
Fast Breaks	2	18
Bench	21	16

Period by Period Scoring	1st	2nd	TOT
MD	17	33	50
RU	24	40	64



Official Basketball Box Score - Final
Maryland at Michigan
 01/03/23 Crisler Center, Ann Arbor
 2022-23 Men's Basketball

Game Time: 4:30 PM
 Game Duration: 2:02
 Attendance: 12,176

Officials: Paul Szelc, Kipp Kissinger, Roger Ayers

Maryland - 46

Record: 10-4 (1-2)

NO. Name	Min	FG M-A	3P M-A	FT M-A	Rebounds OR DR TOT	Fouls PF FD	TP	AS	TO	ST	Blocks BS BA	+/-
10 Julian Reese	F 16:22	1-4	0-0	0-2	0 2 2	5 1	2	0	1	1	0 0	-19
1 Hunter Dickinson	F 18:03	2-10	0-3	1-1	0 5 5	2 1	5	0	2	1	1 1	-21
0 Donald Carey	G 28:42	1-9	0-8	0-0	0 2 2	3 1	2	4	1	0	0 0	-30
1 Jahmir Young	G 18:23	2-9	1-2	0-0	2 2 4	0 1	5	1	2	1	0 0	-34
13 Hakim Hart	G 22:40	3-8	1-2	1-1	2 2 4	0 1	8	0	1	1	0 1	-31
11 Noah Batchelor	21:57	0-4	0-2	3-5	1 4 5	2 2	3	2	1	1	1 0	-14
15 Patrick Emilian	13:55	0-1	0-0	0-0	2 1 3	5 0	0	0	1	0	0 1	-17
2 Jahiri Long	18:47	1-8	1-3	0-0	1 0 1	1 2	3	0	0	0	0 0	-16
20 Jahlari Long	22:51	4-9	1-2	0-0	2 2 2	2 0	9	0	1	1	0 1	-1
20 Ike Cornish	08:37	2-4	1-3	0-0	1 0 1	2 1	5	0	1	0	0 0	7
35 Caelum Swanton-Rodger	09:43	2-2	0-0	0-0	0 1 1	2 1	4	0	1	0	1 0	1
Team					0 0 0		0		1			
Totals		18-68	5-25	5-9	9 21 30	24 11	46	7	13	6	3 4	-35

Technical Fouls: Coach 2nd 14:36

Michigan - 81

Record: 8-5 (2-0)

NO. Name	Min	FG M-A	3P M-A	FT M-A	Rebounds OR DR TOT	Fouls PF FD	TP	AS	TO	ST	Blocks BS BA	+/-
5 Terrance Williams II	F 24:50	4-7	1-1	2-3	3 2 5	2 3	11	0	0	0	0 1	32
1 Hunter Dickinson	C 27:57	13-16	0-0	6-9	1 11 12	1 8	32	2	3	0	2 0	30
0 Dug McDaniel	G 27:23	3-8	0-2	2-2	0 2 2	2 3	8	2	3	3	0 0	33
2 Kobe Bulkin	G 25:16	2-4	1-1	0-0	0 3 3	2 1	5	3	1	3	1 0	27
13 Jett Howard	G 28:21	1-7	0-4	4-4	0 6 6	0 1	6	5	0	0	1 0	34
32 Tarris Reed Jr.	09:12	2-4	0-0	0-1	0 3 3	2 1	4	0	0	0	0 0	7
15 Joey Baker	17:08	1-2	1-1	4-6	1 4 5	1 3	7	2	2	0	0 1	11
11 Isaiah Barnes	11:31	1-4	0-1	1-1	1 2 1	1 3	0	1	0	0	0 1	1
25 Jacob Howard	00:46	0-0	0-0	0-0	0 0 0	0 0	0	0	0	0	0 0	4
24 Youssef Khayat	04:20	0-1	0-0	0-0	0 0 0	1 0	1	0	0	0	0 0	-2
4 Ian Burns	02:52	0-1	0-1	0-0	0 0 0	0 0	0	0	0	0	0 0	-2
23 Gregg Glenn III	02:52	0-0	0-0	2-2	0 1 1	0 1	2	0	0	0	0 0	-2
34 Jackson Selvala	02:52	0-1	0-0	0-0	0 0 0	0 0	0	0	2	0	0 0	-2
45 Cooper Smith	02:52	0-0	0-0	0-0	1 1 1	0 0	0	0	0	0	0 0	-2
Team					1 4 5		0		0			
Totals		28-56	3-11	22-29	9 40 49	11 24	81	15	13	6	4 3	35

Technical Fouls: NONE

	TER	UOM
Biggest lead	0 (1 st 20:00)	38 (2 nd 10:38)
Best Scoring Run	5 (2 nd 15:40)	17 (1 st 15:14)
Lead Changes	0	
Times Tied	0	
Time with Lead	00:00	39:35

Points from Turnovers	TER	UOM
Paint	22	42
Second Chance	12	10
Fast Breaks	3	14
Bench	24	19

Period by Period Scoring	1st	2nd	TOT
TER	13	33	46

2022-23 STATISTICS



Official Basketball Box Score - Final
Maryland at Iowa
01/15/23 Carver-Hawkeye Arena, Iowa City, Iowa
2022-23 Men's Basketball

Game Time: 3:31 PM
Game Duration: 1:49
Attendance: 13,376

Officials: D.J. Carstensen, Roger Ayers, Kelly Pfeifer



Official Basketball Box Score - Final
Michigan at Maryland
01/19/23 XFLITY Center, College Park
2022-23 Men's Basketball

Game Time: 7:00 PM
Game Duration: 2:05
Attendance: 12,656

Officials: Paul Szec, Kipp Kissinger, Eric Curry

Maryland - 67		Record: 11-6 (2-4)															
NO.	Name	Min	FG M-A	3P M-A	FT M-A	Rebounds OR	DR	TOT	Fouls PF	FD	TP	AS	TO	ST	Blocks BS	BA	+/-
10	Julian Reese	F 26:12	5-8	0-0	0-1	2	4	6	4	3	10	2	4	1	0	1	-4
24	Donta Scott	F 34:49	7-12	1-2	0-0	6	5	11	0	3	15	1	2	0	0	0	-19
0	Donald Carey	G 25:37	1-4	1-4	0-0	0	1	1	1	3	0	3	1	2	1	0	-8
1	Jahmir Young	G 34:25	8-17	1-4	3-4	0	5	5	0	4	20	3	1	1	0	3	-23
13	Hakim Hart	G 35:33	2-7	1-3	3-4	0	1	1	1	4	8	1	1	2	0	1	-2
23	Ian Martinez	14:38	1-3	0-0	0-0	0	0	0	0	3	0	2	0	2	0	0	-12
2	Jahiri Long	22:05	3-7	1-3	0-0	0	0	0	2	1	7	0	0	0	0	0	-4
12	Pavlo Dziuba	01:57	0-0	0-0	0-0	0	1	1	0	0	0	0	0	0	0	0	2
35	Caelum Swanton-Rodger	01:48	0-0	0-0	0-0	0	0	0	1	0	0	0	0	0	0	0	-3
20	Ike Cornish	02:56	1-1	0-0	0-0	0	0	0	0	0	2	0	0	0	0	0	3
Team						2	0	2									
Totals			28-59	5-16	6-9	10	17	27	14	15	67	8	12	5	0	6	-14

Iowa - 81		Record: 12-6 (4-3)														
NO.	File	Min	FG M-A	3P M-A	FT M-A	Rebounds OR DR TOT	Fouls PF FD	TP	AS	TO	ST	Blocks BS BA	+/-			
0	Filip Rebraca	F 23:57	1-3	0-0	2-4	0 4 4	2 2	4	1	1	1	1	0	2		
24	Kris Murray	F 27:47	8-15	1-4	2-2	2 1 3	2 3	19	1	1	1	2	0	6		
1	Ahron Ullis	G 27:10	4-8	1-2	0-0	0 4 4	0 1	9	4	0	0	0	0	12		
11	Tony Perkins	G 37:30	10-13	0-0	2-3	1 3 4	2 3	22	3	3	1	2	0	14		
30	Connor McCaffery	G 39:51	4-5	2-3	2-2	0 2 2	4 2	12	4	2	3	0	0	14		
5	Dasonte Bowen	06:44	1-2	0-0	0-0	0 0 0	1 0	2	0	1	0	0	0	-1		
20	Payton Sandfort	19:36	5-7	2-4	0-0	3 4 7	4 2	12	1	1	1	1	0	12		
4	Josh Dix	15:49	0-2	0-1	1-2	0 2 2	0 1	1	5	0	0	0	0	9		
44	Riley Mulvey	01:36	0-0	0-0	0-0	0 0 0	0 0	0	0	0	0	0	0	2		
Team						1 3 4		0	0	0						
Totals			33-55	6-14	9-13	7 23 30	15 14	81	19	9	7	6	0	14		
Technical Fouls: NONE																

Biggest lead		UMD	IOWA
Best Scoring Run		10 (2nd 18:37)	8 (1st 16:14)
Lead Changes		1	
Times Tied		1	
Time with Lead		02:09	36:43



Official Basketball Box Score - Final
Maryland at Purdue
01/22/23 Mackey Arena, West Lafayette
2022-23 Men's Basketball

Game Time: 1:00 PM
Game Duration: 2:22
Attendance: 14,876

Officials: Courtney Green, Terry Oglesby, John Gaffney

Maryland - 55		Record: 12-7 (3-5)														
NO.	Name	Min	FG M-A	3P M-A	FT M-A	Rebounds DR OR TOT	Fouls PF FD	TP	AS	TO	ST	Blocks BS BA	+/-			
10	Julian Reese	F 33:40	8-11	0-0	3-3	2 1 3	4 4	19	1	0	1	0	0 11			
24	Donta Scott	F 34:31	2-9	1-5	0-0	0 4 4	2 1	5	0	1	0	1	0 -2			
0	Donald Carey	G 26:33	1-6	1-6	0-0	0 1 1	1 0	3	2	1	1	0	0 3			
1	Jahmir Young	G 32:27	4-18	0-6	2-2	3 4 7	1 3	10	7	2	3	1	3 -6			
13	Hakim Hart	G 38:16	5-12	0-3	1-2	1 4 5	4 4	11	2	2	1	0	2 -3			
23	Ian Martinez	14:47	2-2	1-1	2-2	0 0 0	0 2	7	0	1	0	0	0 -9			
35	Caelum Swanton-Rodger	06:20	0-0	0-0	0-0	1 0 1	2 0	0	0	1	0	0	0 -14			
15	Patrick Emilien	05:29	0-0	0-0	0-0	0 0 0	0 0	0	0	0	0	0	0 -1			
2	Jahari Long	06:39	0-0	0-0	0-0	0 0 0	1 0	0	2	0	0	0	0 4			
20	Ike Cornish	01:14	0-1	0-0	0-0	0 0 0	1 0	0	0	1	1	0	1 2			
11	Noah Batchelor	00:04	0-0	0-0	0-0	0 0 0	0 0	0	0	0	0	0	0 0			
Team						6 3 9			0	0						
Totals			22-59	3-21	8-9	13 17 30	18 14	55	14	9	7	2 6	-3			

Purdue - 58		Record: 19-1 (8-1)														
NO.	Name	Min	FG M-A	3P M-A	FT M-A	Rebounds OR DR TOT	Fouls PF FD	TP	AS	TO	ST	Blocks BS BA	+/-			
1	Caleb Furst	F 25:20	2-7	0-1	2-2	3 2 5	2 1	6	1	0	1	2	1			
15	Zach Edey	C 32:55	10-17	0-0	4-6	7 9 16	2 7	24	1	5	0	2	0			
2	Fletcher Loyer	G 32:53	3-9	1-4	0-0	0 2 2	2 2	7	4	1	1	0	0			
3	Braden Smith	G 30:40	4-0	0-1	8-8	0 3 3	1 5	8	4	3	0	1	0			
25	Ethan Morton	G 34:00	2-5	0-2	0-0	3 2 5	3 1	4	0	2	0	2	-9			
4	Trey Kaufman-Renn	07:05	1-2	0-0	0-0	0 0 0	0 1	2	0	0	0	0	2			
0	Mason Gillis	14:39	1-3	0-2	0-0	1 0 1	1 0	2	1	2	0	0	4			
5	Brandon Newman	10:26	0-3	0-1	2-2	0 2 2	2 1	2	2	0	0	0	14			
14	David Jenkins Jr.	12:02	1-2	1-2	0-0	0 2 2	1 0	3	0	0	1	0	4			
Team						1 3 4		0		2						
Totals			20-52	2-13	16-18	15 25 40	14 18	58	13	15	3	6 2	3			
														Technical Fouls: NONE		

Biggest lead		MAR	PUR
Best Scoring Run		0 (1st 20:00)	16 (1st 10:52)
Lead Changes		0	
Times Tied		0	
Time with Lead		00:00	39:48

Points from		MAR	PUR
Turnovers		10	6
Paint		30	32
Second Chance		13	14
Fast Breaks		9	4
Bench		7	9

Period by Period Scoring		1st	2nd	TOT
MAR		21	34	55
PUR		35	23	58

























2022-23 NCAA / BIG TEN RANKINGS

Statistic	Player	National Rank	Conference Rank	Value	National Leader	Value	Conference Leader	Value
Assist/Turnover Ratio (350 ranked)	Jahmir Young	306	15	1.30	Dalvin White, Chattanooga	4.07	Jalen Pickett, Penn St.	3.24
Assists (339 ranked)					Yuri Collins, Saint Louis	202	Jalen Pickett, Penn St.	136
Assists Per Game (346 ranked)					Yuri Collins, Saint Louis	10.6	Jalen Pickett, Penn St.	7.2
Blocks (342 ranked)	Donta Scott Julian Reese	213 342	14 19	19 15	Jamarion Sharp, Western Ky.	81	Trayce Jackson-Davis, Indiana	49
Blocks Per Game (344 ranked)	Donta Scott Julian Reese	213 325	18 20	1.00 0.83	Jamarion Sharp, Western Ky.	4.26	Trayce Jackson-Davis, Indiana	3.06
Double Doubles (263 ranked)	Julian Reese	263	14	2	Joel Soriano, St. John's (NY)	17	Zach Edey, Purdue	16
Field Goal Attempts (348 ranked)	Jahmir Young Donta Scott	155 329	4 12	247 213	Antoine Davis, Detroit Mercy	434	Jalen Pickett, Penn St.	265
Field Goal Percentage (335 ranked)	Jahmir Young	298	14	41.3	Max Fiedler, Rice	77.3	Zach Edey, Purdue	61.4
Field Goals (344 ranked)	Jahmir Young	249	9	102	Drew Timme, Gonzaga	185	Zach Edey, Purdue	156
Free Throw Attempts (335 ranked)	Jahmir Young	157	6	90	Justin Johnson, UTRGV	177	Zach Edey, Purdue	129
Free Throw Percentage (347 ranked)	Jahmir Young	188	7	80.0	Walter Clayton Jr., Iona	97.9	Braden Smith, Purdue	90.3
Free Throws (337 ranked)	Jahmir Young	129	3	72	Drew Pember, UNC Asheville	146	Terrence Shannon Jr., Illinois	98
Minutes Per Game (348 ranked)					Daryl Banks III, St. Bonaventure	38:14	Ta'lon Cooper, Minnesota	36:10
Points (346 ranked)	Jahmir Young	226	8	295	Antoine Davis, Detroit Mercy	540	Zach Edey, Purdue	408
Points Per Game (350 ranked)	Jahmir Young	194	8	15.5	Antoine Davis, Detroit Mercy	27.0	Zach Edey, Purdue	21.5
Rebounds (335 ranked)	Julian Reese Donta Scott	300 335	12 15	120 115	Zach Edey, Purdue	250	Zach Edey, Purdue	250
Rebounds (Defensive) Per Game (348 ranked)	Donta Scott Julian Reese	324 343	21 22	4.32 4.28	Dillon Jones, Weber St.	10.16	Zach Edey, Purdue	7.84
Rebounds (Offensive) Per Game (348 ranked)	Julian Reese	156	11	2.39	Oscar Tshiebwe, Kentucky	5.88	Zach Edey, Purdue	5.32
Rebounds Per Game (348 ranked)	Julian Reese Donta Scott	224 319	13 19	6.7 6.1	Oscar Tshiebwe, Kentucky	14.0	Zach Edey, Purdue	13.2
Steals (314 ranked)					Kellen Tynes, Maine	58	Chase Audige, Northwestern	49
Steals Per Game (337 ranked)					Kellen Tynes, Maine	3.05	Chase Audige, Northwestern	2.88
Three Point Attempts (337 ranked)	Donald Carey	259	6	106	Darius McGhee, Liberty	229	Andrew Funk, Penn St.	144
Three Point Percentage (109 ranked)					Wheza Panzo, Stetson	49.1	Andrew Funk, Penn St.	42.4
Three Pointers Per Game (348 ranked)					Darius McGhee, Liberty	4.76	Andrew Funk, Penn St.	3.21
Total 3-point FGM (336 ranked)					Darius McGhee, Liberty	100	Andrew Funk, Penn St.	61
Triple Doubles (1 ranked)					19 players tied	1	Coleman Hawkins, Illinois Jalen Pickett, Penn St. Trayce Jackson-Davis, Indiana	1 1 1

Statistic	National Rank	Conference Rank	Value	National Leader	Value	Conference Leader	Value
Assist/Turnover Ratio (352 ranked)	285	14	0.89	Virginia	1.78	Penn St.	1.66
Assists Per Game (352 ranked)	336	14	10.6	Xavier	21.2	Iowa	16.9
Bench Points per game (352 ranked)	292	11	15.47	Fla. Atlantic	37.70	Indiana	24.05
Blocks Per Game (352 ranked)	128	10	3.6	Utah Valley	6.5	Illinois	6.1
Effective FG pct (352 ranked)	220	9	0.502	Cornell	0.581	Indiana	0.564
Fastbreak Points (352 ranked)	158	6	9.84	TCU	21.11	Rutgers	12.68
Field Goal Percentage (352 ranked)	185	9	44.4	Gonzaga	51.8	Indiana	50.8
Field Goal Percentage Defense (352 ranked)	71	8	41.2	Tennessee	34.2	Rutgers	37.7
Fouls Per Game (352 ranked)	138	11	16.4	Butler	12.8	Purdue	13.3
Free Throw Attempts Per Game (352 ranked)	112	6	19.2	UTRGV	27.4	Iowa	21.6
Free Throw Percentage (352 ranked)	167	8	71.5	Villanova	83.2	Penn St.	77.7
Free Throws Made Per Game (352 ranked)	107	4	13.7	UTRGV	19.2	Iowa	15.8
Rebound Margin (352 ranked)	170	8	1.5	Purdue	11.3	Purdue	11.3
Rebounds (Defensive) Per Game (352 ranked)	186	13	25.00	Alabama	32.79	Michigan	28.11
Rebounds (Offensive) Per Game (352 ranked)	177	7	10.42	Saint Peter's	14.65	Rutgers	12.63
Rebounds Per Game (352 ranked)	175	11	35.42	Alabama	46.37	Purdue	39.85
Scoring Defense (352 ranked)	50	5	64.2	Houston	53.4	Rutgers	57.6
Scoring Margin (352 ranked)	120	9	6.1	Houston	21.7	Purdue	13.8
Scoring Offense (352 ranked)	203	8	70.3	Gonzaga	86.5	Iowa	81.7
Steals Per Game (352 ranked)	286	8	5.5	Missouri	11.4	Rutgers	9.8
Three Point Attempts Per Game (352 ranked)	183	8	21.7	Chattanooga	31.3	Penn St.	27.8
Three Point Percentage (352 ranked)	323	13	30.1	Utah St.	42.7	Penn St.	39.4
Three Point Percentage Defense (352 ranked)	34	3	29.8	Tennessee	21.8	Purdue	29.1
Three Pointers Per Game (352 ranked)	270	11	6.5	Cornell	11.7	Penn St.	10.9
Turnover Margin (352 ranked)	155	8	0.6	UNLV	7.3	Northwestern	4.9
Turnovers Forced Per Game (352 ranked)	224	7	12.53	Morgan St.	19.79	Rutgers	16.05
Turnovers Per Game (352 ranked)	87	9	11.9	Penn St.	8.8	Penn St.	8.8
Winning Percentage (352 ranked)	112	9	63.2	Col. of Charleston	95.5	Purdue	95.0

AP TOP 25 POLL TRACKING

Opponent	Pre	11/14	11/21	11/28	12/5	12/12	12/19	12/26	1/2	1/9	1/16	1/23	1/30	2/6	2/13	2/20	2/27	3/6
Illinois	23	19	16	16	17	18	16	RV	RV	RV	RV	RV						
Indiana	13	12	11	10	14	14	18	16	15	RV	-	RV						
Iowa	RV	RV	25	RV	RV	RV	RV	-	-	-	RV	-						
Maryland	-	-	23	22	13	20	RV	RV	-	-	-	-						
Miami	RV	RV	RV	RV	RV	25	22	14	12	16	17	20						
Michigan	22	20	RV	RV	-	-	-	-	-	-	-	-						
Michigan State	RV	RV	12	20	RV	RV	RV	RV	RV	RV	RV	RV						
Northwestern	-	-	-	-	-	-	-	-	-	RV	-	-						
Ohio State	RV	RV	RV	25	25	23	RV	RV	24	RV	RV	-						
Penn State	-	RV	RV	-	-	-	-	-	-	-	-	-						
Purdue	RV	RV	24	5	4	1	1	1	1	3	3	1						
Rutgers	RV	RV	-	-	-	-	-	-	-	RV	23	RV						
Saint Louis	RV	RV	RV	-	-	-	-	-	-	-	-	-						
Tennessee	11	22	22	13	7	6	8	7	8	5	9	4						
UCLA	8	8	19	21	19	16	13	11	10	7	5	8						
Wisconsin	-	-	-	RV	RV	22	17	15	14	18	RV	RV						

0	 DON CAREY G • 6-5 • 187 • Gr. • Upper Marlboro, MD (Frederick Douglass/Georgetown) GP/GS PPG RPG APG FG% 3FG% FT% 2022-23 19-16 7.2 2.5 0.8 .336 .283 .880 Career 135-124 10.0 3.2 2.3 .412 .373 .859 Career Highs Pts: 24 3FG: 5 Reb: 9 Ast: 12 Stl: 4 Blk: 2 Min: 53	 KEVIN WILLARD Head Coach • Pittsburgh '97 Years at Maryland: 1st / 16th Overall Career Record/at UMD: 282-217 (.565) / 12-7 (.632)	STREAKS & NOTABLES 59-47 - Maryland's record in January dating back to 2010-11 +156 - Hakim Hart's +/- rating through 19 games - best among all Terps; Julian Reese 2nd at +127 64.2 - average points allowed this season; 50th nationally, 5th B1G 52 - games in a row won when scoring 100+ 51 - since 2010-11, Maryland has allowed 51-or-fewer points in 33 games including three this season 34 - games in a row won when scoring 90+ 21.5 - Jahmir Young's points per game over the last four: Ohio State, Iowa, Michigan, Purdue. Includes a 30-point effort in the win over the Buckeyes. 20+ - first season for 4 straight 20-point wins since 2009-10 17th - Donta Scott is the 17th Terp since 1995 to reach 1,000 points/500 rebounds for a career 16 - games won in a row when leading at half 15 - 1st half points scored by Western Carolina; fewest first half points allowed since giving up 14 at Michigan State (2014) and fewest at XFINITY since 13 for Delaware State (2005) 14th - Maryland has the 14th most experienced roster nationally according to KenPom with an average of 3.1 yrs/player. 12th - Jahmir Young became the 12th active NCAA player with 1,500 career points, 500 rebounds, and 300 steals in the win over UMBC. 8-0 - Kevin Willard is the first coach in Maryland history to begin his career with a 8-0 record; also 1st coach in Big Ten history win first 7 games by 15+ points 1st - Kevin Willard is the first coach in program history to lead the Terps to a national ranking in their first season at the helm
1	 JAHMIR YOUNG G • 6-1 • 185 • Gr. • Upper Marlboro, MD (DeMatha Catholic/Charlotte) GP/GS PPG RPG APG FG% 3FG% FT% 2022-23 19-19 15.5 4.9 3.0 .413 .250 .800 Career 104-104 16.5 5.3 3.1 .437 .335 .825 Career Highs Pts: 30 3FG: 4 Reb: 12 Ast: 9 Stl: 3 Blk: 3 Min: 39	 TONY SKINN Assistant Coach George Mason '06 First Year at Maryland	
2	 JAHARI LONG G • 6-5 • 200 • Jr. • Houston, TX (Episcopal/Seton Hall) GP/GS PPG RPG APG FG% 3FG% FT% 2022-23 19-0 3.0 0.8 1.2 .435 .471 .600 Career 43-2 1.9 0.7 0.7 .375 .367 .652 Career Highs Pts: 9 3FG: 1 Reb: 4 Ast: 6 Stl: 2 Blk: 0 Min: 24	 DAVID COX Assistant Coach William & Mary '95 First Year at Maryland	
10	 JULIAN REESE F • 6-9 • 230 • So. • Baltimore, MD (St. Frances Academy) GP/GS PPG RPG BPG FG% 3FG% FT% 2022-23 18-17 10.3 6.7 0.9 .636 .000 .538 Career 50-18 16.5 5.2 0.7 .536 .304 .655 Career Highs Pts: 24 3FG: 2 Reb: 12 Ast: 3 Stl: 3 Blk: 4 Min: 36	 GRANT BILLMEIER Assistant Coach Seton Hall '07 First Year at Maryland	
11	 NOAH BATCHELOR G/F • 6-6 • 185 • Fr. • Frederick, MD (Glenelg Country School/IMG Academy) GP/GS PPG RPG BPG FG% 3FG% FT% 2022-23 15-1 2.0 1.5 0.1 .267 .269 .583 Career 15-1 2.0 1.5 0.1 .267 .269 .583 Career Highs Pts: 6 3FG: 2 Reb: 5 Ast: 2 Stl: 1 Blk: 1 Min: 22	 GREG MANNING JR. Director of Basketball Operations Loyola '08 Fifth Year at Maryland	
12	 PAVLO DZIUBA 🇵🇱 pah-vlo ZOO-ba F • 6-8 • 235 • Jr. • Kyiv, Ukraine (Basquet/Arizona State) GP/GS PPG RPG BPG FG% 3FG% FT% 2022-23 5-0 0.0 0.2 0.0 .000 .000 .000 Career 21-0 0.3 0.3 0.1 .500 .500 .500 Career Highs Pts: 3 3FG: 1 Reb: 2 Ast: 0 Stl: 1 Blk: 1 Min: 14	 CHARLIE BUTLER Coordinator of Basketball Operations Seton Hall '15 First Year at Maryland	
13	 HAKIM HART 🇳🇮 ha-keem G • 6-8 • 205 • Sr. • Philadelphia, PA (Roman Catholic) GP/GS PPG RPG APG FG% 3FG% FT% 2022-23 19-19 11.5 4.8 1.6 .500 .339 .793 Career 100-69 7.8 3.3 1.4 .478 .314 .800 Career Highs Pts: 32 3FG: 5 Reb: 9 Ast: 6 Stl: 5 Blk: 3 Min: 48	 TEVON SADLER Director of Player Personnel Nicholls '18 First Year at Maryland	
15	 PATRICK EMILIEN 🇨🇦 eh-mil-lion F • 6-7 • 210 • Gr. • Toronto, Ontario (JPCI/Western Michigan/St. Francis (N.Y.)) GP/GS PPG RPG BPG FG% 3FG% FT% 2022-23 16-2 2.3 3.1 0.8 .423 .000 .652 Career 120-45 5.5 3.8 0.6 .431 .275 .629 Career Highs Pts: 23 3FG: 3 Reb: 12 Ast: 4 Stl: 3 Blk: 3 Min: 40	 BRENTON PETTY Video Coordinator Fordham '18 Second Year at Maryland	
20	 IKE CORNISH G/F • 6-6 • 190 • R-Fr. • Baltimore, MD (Legacy Charter) GP/GS PPG RPG BPG FG% 3FG% FT% 2022-23 12-0 2.0 0.5 0 .421 .300 .833 Career 12-0 2.0 0.5 0 .421 .300 .833 Career Highs Pts: 9 3FG: 1 Reb: 2 Ast: 0 Stl: 1 Blk: 0 Min: 13	 CHRIS ROBINSON Assistant Coordinator Maryland '19 Sixth Year at Maryland	
23	 IAN MARTINEZ G • 6-3 • 185 • Jr. • Heredia, Costa Rica (JSerra Catholic/Utah) GP/GS PPG RPG SPG FG% 3FG% FT% 2022-23 19-2 6.1 2.6 0.7 .465 .400 .750 Career 72-3 4.5 2.0 0.7 .433 .330 .770 Career Highs Pts: 18 3FG: 4 Reb: 7 Ast: 4 Stl: 5 Blk: 2 Min: 30	 KYLE TARP Director of Basketball Performance UC Davis '06 13th Year at Maryland	
24	 DONTA SCOTT 🇺🇸 Don-tay F • 6-8 • 205 • Sr. • Philadelphia, PA (Imhotep Charter) GP/GS PPG RPG BPG FG% 3FG% FT% 2022-23 19-19 11.8 6.1 1.0 .408 .293 .722 Career 113-98 10.2 5.4 0.7 .443 .337 .746 Career Highs Pts: 25 3FG: 5 Reb: 12 Ast: 8 Stl: 4 Blk: 3 Min: 39	MARYLAND TERRAPINS 2022-23 Record: 12-7 (3-5 B1G), NCAA NET: 45 Head Coach: Kevin Willard (Pittsburgh '97) Years / Record at UMD: 1st / 12-7 (.632) Overall Years / Record: 16th / 282-217 (.565) Top Scorer: Young / 15.5 ppg / 295 pts Top Rebounder: Reese / 6.7 rpg / 120 rebs Top Assists: Young / 3.0 apg / 57 ast Top Blocks: Scott / 1.0 bpg / 19 blocks	
31	 ARNAUD REVAUX 🇱🇺 Ar-no REE-vahz F • 6-10 • 230 • Jr. • Sion, Switzerland (Bourg-en-Brasse Academie) GP/GS PPG RPG BPG FG% 3FG% FT% 2022-23 5-0 0.0 0.6 0.0 .000 .000 .000 Career 12-0 0.3 0.8 0.0 .250 .000 .500 Career Highs Pts: 2 3FG: 0 Reb: 3 Ast: 1 Stl: 0 Blk: 0 Min: 8	RV WISCONSIN BADGERS 2022-23 Record: 12-6 (4-4 B1G), NCAA NET: 64 Head Coach: Greg Gard (Wisconsin-Platteville '95) Years / Record at UW: 8th / 156-84 (.652) Overall Years / Record: Same Top Scorer: Wahl / 12.8 ppg / 192 pts Top Rebounder: Crowl / 6.9 rpg / 125 reb Top Assists: Hepburn / 3.3 apg / 61 ast Top Blocks: Crowl / 0.6 bpg / 11 blocks	
32	 BRETT KARKUS G • 6-4 • 185 • So. • Hewlett, NY (Berkshire School) GP/GS PPG RPG BPG FG% 3FG% FT% 2022-23 2-0 0.0 0.0 0.0 .000 .000 .000 Career 4-0 0.0 0.0 0.0 .000 .000 .000 Career Highs Pts: 0 3FG: 0 Reb: 0 Ast: 0 Stl: 0 Blk: 0 Min: 2	SERIES Overall Record Wisconsin leads 13-7 Home / Away / Neutral 4-4 / 2-6 / 1-3 Willard vs. Wisconsin 0-2 Current Streak Wisconsin won 3 Last Meeting 12/13/22 - L, 59-64 Longest Maryland Streak Won 2 Longest Wisconsin Streak Won 3 Largest Maryland Win 3/17/02 - 87-57 (+30) Largest Wisconsin Win 2/13/16 - 70-57 (+13)	
35	 CAELUM SWANTON-RODGER 🇨🇦 CAL-um C • 6-11 • 220 • Fr. • Calgary, Alberta (Edge School) GP/GS PPG RPG BPG FG% 3FG% FT% 2022-23 14-0 0.9 0.8 0.2 1.000 0 0 Career 14-0 0.9 0.8 0.2 1.000 0 0 Career Highs Pts: 4 3FG: 0 Reb: 3 Ast: 0 Stl: 0 Blk: 1 Min: 10	TERPS NEXT 10 GAMES 1/28 Nebraska (BTN) 4:30 PM 1/31 RV Indiana (ESPN Networks) 9 PM 2/4 at Minnesota (BTN) 9 PM 2/7 at RV Michigan St. (ESPN Networks) 9 PM 2/11 Penn State (BTN) 12 PM 2/16 #1 Purdue (BTN) 6:30 PM 2/19 at Nebraska (FS1) 5 PM 2/22 Minnesota (BTN) 7 PM 2/26 Northwestern (BTN) 12 PM 3/1 at Ohio State (BTN) 7 PM	