



WISCONSIN BASKETBALL

26 NCAA TOURNAMENT APPEARANCES ■ 4 FINAL FOURS ■ 23 BIG TEN CHAMPIONSHIPS ■ 22 CONSENSUS ALL-AMERICANS

WISCONSIN BADGERS

12-6, 4-4 BIG TEN



Rankings (AP/Coaches): RV/RV
Head Coach: Greg Gard
Record at Wisconsin: 156-84 (8th Season)
Overall Record: 156-84 (8th Season)

VS.

MARYLAND TERRAPINS

12-7, 3-5 BIG TEN



Rankings (AP/Coaches): --/--
Head Coach: Kevin Willard
Record at UMD: 12-7 (1st season)
Overall Record: 282-217 (16th season)

WEDNESDAY, JAN. 25 ■ 6:00 PM (CT) ■ EVANSTON, ILL. ■ XFINITY CENTER ■ BTN

WISCONSIN LOOKS TO EVEN TWO-GAME ROAD TRIP

- Wisconsin plays at Maryland on Wednesday in the second contest of a two-game road trip. The Badgers have won 2 in a row at College Park and have gone 8-5 against UMD since the Terps joined the Big Ten.
- Up next, Wisconsin hosts Illinois on Saturday in the second meeting of this season's home-and-home with the Illini. Tip-off is set for 2 p.m. on FOX.

FAST BREAK FACTS

- Wisconsin will play back-to-back road games, two days apart for the first time since 2017 when the Badgers won at Penn State, 64-63, on Dec. 4 before falling at Temple on December 6th, 59-55.
 - The last time UW played back-to-back Big Ten road games separated by just one day came in losses at Michigan State and at Iowa in the final 2 games of the 2006 season.
- UW is 8-5 against Maryland since the Terps joined the Big Ten. The Badgers have won each of the last 3 meetings, including a pair of victories in College Park. (more on page 3)
- Wisconsin is 12-3, including 4-1 in the Big Ten at full strength, with 3 of its conference losses coming without leading scorer, Tyler Wahl.
- The Badgers have played the 5th-toughest schedule in the NCAA according to the Sagarin Ratings. They have posted a record of 6-6 in Quad 1/2 games, with zero losses outside the top two quadrants.
- Wisconsin is 5-3 away from home this year and has tallied a record of 11-5 in true road games over the last two seasons.
- The Badgers have played 11 games this season decided by 5 points or less (3 overtime games), holding a 7-4 record in those contests.
 - UW is now 19-7 in games decided by 5 or fewer points over the last 2 seasons.
- Wisconsin ranks 5th in the B1G in 3FG% (36.2%). That percentage would signify the Badgers' best mark since the 2013-14 season. The Badgers also rank 3rd in the conference making 8.6 3FGs/game. (pg 5)
 - UW is 8-1 this season (and 72-10 all-time under Gard) when shooting at least 40.0% from 3-point range.
- Wisconsin is allowing 62.9 ppg, which ranks 4th in the Big Ten. (pg 7)
- The Badgers rank 3rd in the nation averaging 9.0 turnovers per game. Last season, UW led the NCAA with 8.7 TOs/game. (pg 5)
- Head coach **Greg Gard** became the 4th UW coach in history to reach 150 wins earlier this season, joining Hall of Famers Walter Meanwell, Bud Foster & Bo Ryan. (pg 4)
 - The 2022 Big Ten Coach of the Year and a Naismith National Coach of the Year finalist, Gard has led the Badgers to Big Ten titles in 2 of the last 3 seasons, plus 5 of the 6 NCAA tournaments during his tenure.
- Senior **Tyler Wahl** leads the Badgers in points (12.8 ppg), while ranking 2nd in rebounds (6.2 rpg), 3rd in assists and 3rd steals. (pg 6)
- Point guard **Chucky Hepburn** is averaging 12.7 ppg with a 2.1 ast-to-TO ratio. Defensively, he ranks 2nd in Big Ten play averaging 2.3 steals per game. (pg 5)
 - He ranks 3rd in the Big Ten shooting 46.3% 3FG - up from 34.8% 3FG last year.
- **Steven Crawl** has scored in double figures 9 of the last 12 games (including three 20+ point games). In Big Ten play, Crawl is averaging a team-best 14.3 points and 7.3 rebounds. (pg 6)
 - On the season, the 7-footer ranks 2nd for the Badgers averaging 2.8 assists per game. (pg 6)
- Freshman **Connor Essegian** is establishing himself as one of the Big Ten's best freshmen, scoring 10.4 ppg while shooting over 45% from 3-point range for UW. (pg 6)



In Wisconsin's win last year at Maryland, Tyler Wahl scored a then-career-high 21 points in the win. UW is 12-3 this season with Wahl in the lineup (0-3 without).

WISCONSIN'S POTENTIAL STARTERS

No.	Name	Pts.	Reb.	Ast.	Of Note
2	JORDAN DAVIS	6.6	4.1	0.6	Career-high 15 points (3-6 3FGs) at Northwestern
3	CONNOR ESSEGIAN	10.4	3.3	0.8	Shooting 43.7% 3FG (38-87), averaging 2.1 triples per game
5	TYLER WAHL	12.9	6.3	1.9	Preseason All-Big Ten pick; 2023 Julius Erving Award Watch
22	STEVEN CROWL	12.7	6.9	2.8	Scored double figures 9 of last 12 games (three 20+ pt games)
23	CHUCKY HEPBURN	12.7	3.3	3.4	46.3% 3FGs (38-82); 1.8 spg; career 2.0 Ast-TO ratio (138-68)

2022-23 SCHEDULE

Nov. 7 **SOUTH DAKOTA** **W, 85-59**

BREW CITY BATTLE (Milwaukee, Wis.)

Nov. 11 vs. Stanford **W, 60-50**

Nov. 15 **GREEN BAY** **W, 56-45**

BATTLE 4 ATLANTIS (Paradise Island, Bahamas)

Nov. 23 vs. Dayton **W, 43-42**

Nov. 24 vs. Kansas [3] **L, 68-69 (ot)**

Nov. 25 vs. USC **W, 64-59**

Nov. 29 **WAKE FOREST** **L, 75-78**

Dec. 3 at Marquette **W, 80-77 (ot)**

Dec. 6 **MARYLAND [13]** **W, 64-59**

Dec. 11 at Iowa **W, 78-75 (ot)**

Dec. 15 **LEHIGH** **W, 78-56**

Dec. 23 ~~GRAMBLING STATE~~ ~~canceled~~

Dec. 30 **WESTERN MICHIGAN** **W, 76-66**

Jan. 3 **MINNESOTA** **W, 63-60**

Jan. 7 at Illinois **L, 69-79**

Jan. 10 **MICHIGAN STATE** **L, 65-69**

Jan. 14 at Indiana **L, 45-63**

Jan. 17 **PENN STATE** **W, 63-60**

Jan. 23 at Northwestern **L, 63-66**

Jan. 25 at Maryland **6 PM**

Jan. 28 **ILLINOIS** **2 PM**

Feb. 2 at Ohio State **6 PM**

Feb. 5 **NORTHWESTERN** **5:30 PM**

Feb. 8 at Penn State **7:30 PM**

Feb. 11 at Nebraska **3 PM**

Feb. 14 **MICHIGAN** **8 PM**

Feb. 18 **RUTGERS [23]** **11 AM**

Feb. 22 **IOWA** **8 PM**

Feb. 26 at Michigan **1 PM**

March 2 **PURDUE [3]** **8 PM**

March 5 at Minnesota **6:30 PM**

BIG TEN TOURNAMENT - Chicago, Ill.

Mar. 8-12 at United Center

NCAA TOURNAMENT

Mar. 16-19 Rounds 1-2

Mar. 23-26 Sweet 16 / Elite 8

April 1-3 Final Four / Championship
Houston, Texas

All times listed Central Standard Time

^ Big Ten/ACC Challenge

Home games in **BOLD CAPS**

FOLLOW THE #BADGERS

TV: BIG TEN NETWORK

FOX Sports App | foxsports.com/live/btn

■ Play-by-Play: Brandon Gaudin

■ Analyst: Stephen Bardo

RADIO: BADGER SPORTS NETWORK

App: iHeartRadio | Sirius Satellite: SiriusXM 81

■ Play-by-Play: Matt Lepay

■ Analyst: Mike Lucas

SOCIAL MEDIA: #ONWISCONSIN

■ Twitter: @BadgerMBB

■ TikTok: badger_mbb

■ Instagram: badgermbb

■ Facebook: /WisconsinMensBasketball

■ YouTube: /WisconsinBadgers

BASKETBALL COMMUNICATIONS**GENERAL INFORMATION**

- Address: 1440 Monroe Street, Madison, WI 53711
- Website: UWBadgers.com
- Press Box Phone: (608) 262-7766

BRANDON HARRISON
 ASSISTANT DIRECTOR OF BRAND
 COMMUNICATIONS (PRIMARY)

- Phone: (608) 279-8653
- Email: bah@athletics.wisc.edu
- Twitter: @BrandonHarrison


PATRICK HERB
 DIRECTOR OF COMMUNICATIONS
 AND BRAND STRATEGY (SECONDARY)

- Phone: (608) 957-2085
- Email: pah@athletics.wisc.edu
- Twitter: @PatrickHerb

**MEDIA RESOURCES****CREDENTIAL APPLICATIONS**

- www.sportssystems.com/Wisconsin

BIG TEN MEDIA EMAIL LIST

- office.bigten.org/media

WISCONSIN BASKETBALL RECORD BOOK

- go.wisc.edu/MBBRecordBook

WIRELESS INTERNET ACCESS (KOHL CENTER)

- BadgerWiFi (connect and register with email address)

LIVE STATS - STATBROADCAST (KOHL CENTER)

- Wisconsin.StatBroadcast.com (password: buckybadger)

OFFICIAL SOCIAL MEDIA CHANNELS

- Twitter: @BadgerMBB
- TikTok: @badger_mbb
- Instagram: @badgermbb
- Facebook: /WisconsinMensBasketball
- YouTube: /WisconsinBadgers

RADIO

Radio Station: WIBA (1310 AM)

Play-by-Play Announcer: Matt Lepay

Address: P.O. Box 99
Madison, WI 53701
Phone: 608-274-5450

Color Analyst: Mike Lucas

Address: 1440 Monroe St.
Madison, WI 53711
Phone: 608-252-6474

Credentials: 2022-23 men's basketball credentials must be requested online: www.sportssystems.com/Wisconsin


Contact Brandon Harrison with questions (608-279-8653). Approved credentials will be either mailed or made available at the Brand Communications Office or with the parking attendant (white vehicle) at the entrance to Lot 46 on Frances Street, one block north of the Kohl Center



0 JAHCOBI NEATH
G, Sr., 6-4, 190
Toronto, Ontario



2 JORDAN DAVIS
G, Jr., 6-4, 200
La Crosse, Wis.




3 CONNOR ESSEGIAN
G, Fr., 6-4, 185
Fort Wayne, Ind.



4 KAMARI MCGEE
G, So., 6-0, 180
Racine, Wis.



5 TYLER WAHL
F, Sr., 6-9, 225
Lakeville, Minn.




10 ISAAC LINDSEY
G, So., 6-4, 185
Mineral Point, Wis.



11 MAX KLESMIT
G, Jr., 6-3, 200
Neenah, Wis.



12 LUKE HAERTLE
G, Fr., 6-3, 215
Hartland, Wis.




13 JUSTIN TAPHORN
G, Jr., 6-5, 215
Pekin, Ill.



14 CARTER GILMORE
F, Jr., 6-7, 225
Hartland, Wis.



15 ISAAC GARD
G, Fr., 6-2, 165
Oregon, Wis.



21 CHRIS HODGES
F, R-Fr., 6-9, 245
Schaumburg, Ill.



22 STEVEN CROWL
F, Jr., 7-0, 245
Eagan, Minn.



23 CHUCKY HEPBURN
G, So., 6-2, 205
Omaha, Neb.



30 ROSS CANDELINO
G, Fr., 6-5, 185
Jacksonville, Fla.



35 MARKUS ILLVER
F, So., 6-8, 215
Tallinn, Estonia



GREG GARD
Head Coach
8th season at UW



JOE KRABBHOF
Associate Head Coach
7th season at UW



DEAN OLIVER
Assistant Coach
6th season at UW



SARIF CHAMBLISS
Assistant Coach
2nd season at UW

WISCONSIN BADGERS	POS	HT	WT	YR/ELIG	HOMETOWN (HS/LAST SCHOOL)	PRONUNCIATION
0 Jahcobi Neath*	G	6-4	190	Sr./Sr.	Toronto, Ontario (Wake Forest)	Juh-KOBE KNEE-th
2 Jordan Davis**	G	6-4	200	Jr./Jr.	La Crosse, Wis. (Central)	
3 Connor Essegian	G	6-4	185	Fr./Fr.	Fort Wayne, Ind. (Central Noble)	eh-SEE-jin
4 Kamari McGee	G	6-0	180	So./So.	Racine, Wis. (Racine St. Catherine's)	cuh-MAR-ee
5 Tyler Wahl***	F	6-9	225	Sr./Sr.	Lakeville, Minn. (North)	WALL
10 Isaac Lindsey*	G	6-4	185	Jr./So.	Mineral Point, Wis. (UNLV)	LIN-zee
11 Max Klesmit	G	6-3	200	Jr./Jr.	Neenah, Wis. (Neenah)	KLEZ-mitt
12 Luke Haertle	G	6-3	215	Fr./Fr.	Hartland, Wis. (Lake Country Lutheran)	(rhymes with hurdle)
13 Justin Taphorn**	G	6-5	215	Jr./Jr.	Pekin, Ill. (Pekin)	
14 Carter Gilmore**	F	6-7	225	Jr./Jr.	Hartland, Wis. (Arrowhead)	
15 Isaac Gard	G	6-2	165	So./Fr.	Oregon, Wis. (Oregon)	
21 Chris Hodges	F	6-9	245	So./Fr.	Schaumburg, Ill. (Schaumburg)	
22 Steven Crowl**	F	7-0	245	Jr./Jr.	Eagan, Minn. (Eastview)	(rhymes with growl)
23 Chucky Hepburn*	G	6-2	205	So./So.	Omaha, Neb. (Bellevue West)	
30 Ross Candelino	G	6-5	185	Fr./Fr.	Jacksonville, Fla. (Ponte Vedra)	
35 Markus Ilver*	F	6-8	215	So./So.	Tallinn, Estonia (Western Reserve Academy)	ILL-ver

CHARTING THE BADGERS

CAREER GAMES PLAYED

	Games	Starts	Cons. Starts
Tyler Wahl	109	68	2
Jahcobi Neath	76	10	0
(UW total)	26	1	0
Max Klesmit	67	50	0
(UW total)	17	17	0
Steven Crowl	63	51	51
Jordan Davis	59	17	1
Chucky Hepburn	51	51	51
Carter Gilmore	49	3	0
Kamari McGee	44	21	0
(UW total)	14	0	0
Markus Ilver	22	0	0
Isaac Lindsey	21	0	0
Connor Essegian	18	2	2
Justin Taphorn	12	0	0
Chris Hodges	9	0	0
Ross Candelino	3	0	0
Isaac Gard	3	0	0

DOUBLE-DIGIT POINTS

	Career	'22-23	Cons.
Max Klesmit	36 (22-14)	4 (2-2)	0
(UW total)	4 (2-2)	4 (2-2)	0
Tyler Wahl	35 (27-8)	11 (8-3)	2
Chucky Hepburn	25 (20-5)	13 (9-4)	2
Steven Crowl	23 (19-4)	10 (7-3)	0
Kamari McGee	16 (2-14)	0 (0-0)	0
(UW total)	0 (0-0)	0 (0-0)	0
Connor Essegian	12 (7-5)	12 (7-5)	4
Jordan Davis	4 (3-1)	4 (3-1)	1

20-POINT SCORING GAMES

	Career	'22-23	Cons.
Max Klesmit	7 (4-3)	0 (0-0)	0
(UW total)	0 (0-0)	0 (0-0)	0
Tyler Wahl	5 (3-2)	2 (1-1)	0
Kamari McGee	5 (0-5)	0 (0-0)	0
Steven Crowl	5 (4-1)	3 (2-1)	0
Chucky Hepburn	2 (0-2)	2 (0-2)	0

30-POINT SCORING GAMES

	Career	'22-23	Cons.
No Active Players	--	-	-

DOUBLE-DIGIT REBOUNDS

	Career	'22-23	Cons.
Tyler Wahl	9 (6-3)	2 (1-1)	0
Steven Crowl	4 (3-1)	3 (2-1)	0
Connor Essegian	1 (0-1)	1 (0-1)	0

DOUBLE-DIGIT ASSISTS

	Career	'21-22	Cons.
No Active Players	--	--	--

DOUBLE-DOUBLES

	Career	'22-23	Cons.
Tyler Wahl	6 (4-2)	2 (1-1)	0
Steven Crowl	3 (2-1)	2 (1-1)	0
Connor Essegian	1 (0-1)	1 (0-1)	0

SERIES VS. MARYLAND

Tuesday's game marks the 21st all-time meeting between Wisconsin and Maryland in a series that dates back to 1931. The Badgers lead the series, 13-7, including each of the last 3 in the series.

- Wisconsin owns a 8-5 lead in the all-time series since Maryland joined the Big Ten in 2015.
- All but 3 of the 13 UW-UMD games since the Terps joined the Big Ten have been decided by single digits. The average margin of victory since 2015 is just 5.6 points per game.
- The Badgers have held Maryland to an average of just 61.0 ppg (high of 70 points) in the 13 games since the Terps joined the Big Ten.
- UW has won each of the last 3 meetings with Maryland, including a 64-59 win in Madison earlier this season.
- The Badgers have won each of their last 2 trips to College Park, owning a 4-4 record at Maryland all-time.
- In last season's only meeting (a 70-69 UW win in College Park), **Tyler Wahl** scored a then-career-high 21 points, going 8-12 FG, 5-5 FT, while adding 5 rebounds.
- Johnny Davis scored 19 points, Brad Davison chipped in 11 points and **Steven Crowl** finished with 9 points (including the go-ahead 3-pointer with 4:03 remaining) and 8 boards.
- Wisconsin is 8-4 against the Terrapins with Greg Gard in the head coaching position, including a record of 3-2 in College Park.
- The Badgers pulled off a 70-57 win at No. 2 Maryland in Gard's first season (2016).
- The Badgers and Terrapins have met in some noteworthy circumstances over the last 15 years. Wisconsin's 78-75 overtime win in the 2000 Big Ten/ACC Challenge marked Dick Bennett's final game coaching at UW. Maryland beat UW, 87-57, in the 2nd round of the NCAA tournament en route to Maryland's 2002 National Championship.

LAST TIME OUT

NORTHWESTERN 66, WISCONSIN 63

Jan. 23 | Welsh Ryan Arena | Evanston, Ill.

- In a game that featured 16 lead changes in the second half alone, Northwestern outlasted Wisconsin, 66-63 Monday in Evanston.
- The game was tied, 62-62, with 2:30 remaining, but the Wildcats made 4 of 5 free throws down the stretch and UW missed its final 6 shots.
- Wisconsin had 4 players score in double figures led by a career-high 15 points from **Jordan Davis**. The junior went 3-for-6 from 3-point range and added 6 rebounds.
- UW turned it over just 7 times, but NU had only 6 turnovers on the night.
- **Chucky Hepburn** scored 12 points and led the Badgers with 5 assists (0 turnovers).
- **Tyler Wahl** tallied 11 points and 5 rebounds. **Connor Essegian** posted 10 points.

HISTORY VS. MARYLAND

- Overall: UW leads, 13-7
- In College Park: 4-4
- Gard vs. UM: 8-4
- Active Streak: UW won last 3



ALL-TIME MEETINGS (UW leads 13-7)

Date	Rank	Result	Score	Location
12/30/31	--/--	W+	32-30	Madison
12/22/32	--/--	W	22-13	College Park
11/29/00	23/13	W+	78-75	Milwaukee
3/17/02	--/4	L	57-87	Wash. DC
12/2/03	15/--	L+	67-73	College Park
11/30/04	25/12	W	69-64	Madison
11/25/09	--/21	W	78-69	Maui
2/25/15	5/14	L	53-59	College Park
1/9/16	--/5	L	60-63	Madison
2/13/16	--/2	W	70-57	College Park
2/19/17	11/23	W	71-60	Madison
2/4/18	--/--	L	63-68	College Park
3/1/18	--/--	W	59-54	New York
1/14/19	--/19	L	60-64	College Park
2/1/19	24/21	W	69-61	Madison
1/24/20	--/17	W	56-54	Madison
12/28/20	9/--	L	64-70	Madison
1/27/21	14/--	W	61-55	College Park
1/9/22	23/--	W	70-69	College Park
12/6/22	--/13	W	64-59	Madison

+ overtime

LAST TIME VS. MARYLAND

WISCONSIN 64, #13 MARYLAND 59

12/6/22 | Kohl Center | Madison, Wis.

- Wisconsin opened Big Ten play earlier this season with a 64-59 win over No. 13 Maryland, handing the Terps their first loss of the season.
- The Badgers led for 32:51 of the game and held MU to 38.2% FG shooting. UW was the first team to hold the Terps under 70 points and 40% FG on the season.
- The Badgers turned the ball over just 8 times and shot a season-high 27 free throws, going 17-for-27. Maryland had 14 TOs and was 7-for-12 at the line.
- UW was out-rebounded, 37-30, but held a 24-18 scoring advantage in the paint.
- A total of 7 Badgers scored at least 7 points, with all 7 making a trip to the FT line and 5 of the season knocking down a 3-pointer.
- **Chucky Hepburn** scored a team-high 13 points (2-4 3FG). **Steven Crowl** tallied 12 points, 6 rebounds and 3 assists.
- **Carter Gilmore** scored a career-high 7 points off the bench.
- **Connor Essegian** scored 8 points (2-5 3FG).

CHARTING THE BADGERS

LED UW IN SCORING

	2022-23	Career
Steven Crowl	5 (4-1)	9 (8-1)
Tyler Wahl	4 (3-1)	8 (6-2)
Chucky Hepburn	5 (3-2)	5 (3-2)
Jordan Davis	2 (1-1)	2 (1-1)
Connor Essegian	2 (1-1)	2 (1-1)

LED UW IN REBOUNDING

	2022-23	Career
Tyler Wahl	7 (6-1)	25 (18-7)
Steven Crowl	8 (5-3)	13 (9-4)
Jordan Davis	3 (3-0)	3 (2-0)
Connor Essegian	1 (0-1)	1 (0-1)
Isaac Lindsey	1 (0-1)	1 (0-1)
Jahcobi Neath	0 (0-0)	1 (1-0)

LED UW IN ASSISTS

	2022-23	Career
Chucky Hepburn	10 (6-4)	27 (18-9)
Tyler Wahl	3 (3-0)	16 (15-1)
Steven Crowl	6 (5-1)	13 (10-3)
Connor Essegian	1 (1-0)	1 (1-0)
Jahcobi Neath	0 (0-0)	1 (1-0)

LED UW IN MINUTES

	2022-23	Career
Tyler Wahl	4 (4-0)	10 (7-3)
Chucky Hepburn	6 (5-1)	7 (6-1)
Max Klesmit	5 (3-2)	5 (3-2)
Steven Crowl	3 (1-2)	3 (1-2)
Jordan Davis	1 (0-1)	1 (0-1)
Connor Essegian	1 (0-1)	1 (0-1)
Carter Gilmore	1 (0-1)	1 (0-1)

Record in those contests in parentheses

2022-23 LINEUP RECORD

Hepburn, Davis, Klesmit, Wahl, Crowl	11-2
Hepburn, Essegian, Klesmit, Wahl, Crowl	1-0
Hepburn, Davis, Klesmit, Gilmore, Crowl	0-3
Hepburn, Essegian, Davis, Wahl, Crowl	0-1

ACTIVE WIN/LOSS STREAKS

Overall	Lost 1
Vs. Unranked teams (AP)	Lost 1
Vs. Ranked teams (AP)	Won 1
At Home	Won 1
At Home vs. Big Ten	Won 1
At Home vs. ranked Big Ten	Won 2
At Home vs. unranked Big Ten	Won 1
At Home vs. non-conference	Won 2
At Home vs. ranked opp.	Won 2
On Road	Lost 3
On Road vs. Big Ten	Lost 3
On Road vs. ranked opp.	Won 1
On Road vs. unranked opp.	Lost 3
Neutral	Won 1
Neutral vs. ranked opp.	Lost 1
Neutral vs. unranked opp.	Won 3

QUALITY WINS

A participant in 22 of the last 23 NCAA tournaments, Wisconsin is yet again building a solid resume for a postseason berth.

- Wisconsin is 12-3 overall and 4-1 in Big Ten play at full strength, with 3 of its Big Ten losses coming without leading scorer Tyler Wahl.
- To understand the importance of Wahl to the Badgers' lineup, see page 6.
- Wisconsin has played the 5th-toughest schedule in the NCAA according to the Sagarin Ratings.
- The Badgers are 6-6 in Quad 1/2 games, with zero losses outside of the top two quadrants.
- Among Big Ten teams, only Purdue has more such wins than Wisconsin. Additionally, Wisconsin is one of the only 5 Big Ten teams with a .500 record or better in Quad 1/2 games.

Most Quad 1/2 Wins, Big Ten

Team	Q1	Q2	Quad 1/2
Purdue	7-1	2-0	9-2
Rutgers	4-3	2-2	6-5
Wisconsin	2-4	4-2	6-6
Iowa	4-4	2-2	6-6
Northwestern	3-3	2-2	5-5
Illinois	2-4	3-2	5-6
Indiana	2-5	3-1	5-6
Michigan State	4-5	1-1	5-6
Ohio State	2-6	3-1	5-7

- Wisconsin is 5-4 away from home this season, including 2-3 in true road games.
- Purdue (10) is the only Big Ten with more wins away from home than Wisconsin. Michigan State (5) is the only other team with at least 5 road/neutral wins.
- Over the last 2 seasons, UW is 11-5 in true road games, owning the third-highest road win total among major conference teams.
- UW's 11 true road wins trail only Miami (13), UCLA (13), Auburn (12) and USC (12) among major conference teams. Purdue is the only other Big Ten team with 11.

GARD'S GUIDANCE

Now in his 8th season as head coach, **Greg Gard** has led the Badgers to Big Ten titles in two of the last three seasons and kept the program winning at a high level. In fact, Gard's resume stacks up among the Big Ten's best of the last 40 years.

- Gard became the 4th coach in Wisconsin history to win 150 career games with the Badgers' 80-77 overtime win at Marquette. He joins Hall of Famers Walter Meanwell, Bud Foster and Bo Ryan.
- Gard's .650 win percentage ranks as the 3rd-highest in Wisconsin history.

Best Win Pct, Wisconsin Coaches (min. 50 wins)

Coach (School, Years)	Record	Pct.
1. Bo Ryan (2002-15)	364-130	.737
2. Walter Meanwell (1912-17, '21-34)	246-99	.712
3. Greg Gard (2016-present)	156-84	.650
4. Dick Bennett (1996-2000)	94-68	.580
5. Bud Foster (1935-59)	265-267	.498

'BY THE PLAYERS' ALTERNATE UNIFORMS MAKE DEBUT

During Wisconsin Athletics' celebration of Martin Luther King Jr. Week of Service, the Badgers debuted this season's "By the Players" alternate uniform on Tuesday vs. Penn State. Designed by Badgers, in collaboration with Under Armour, this year's look was created in representation of diversity and inclusion.



The black uniforms feature gold pinstripes that contain the words "EQUALITY, UNITY, WISCONSIN FORWARD" within the stripes. Featured on the back of the jersey above each player's last name is the university crest logo with the "W" in black. During the summer of 2020, current and former UW student-athletes publicly stated their desire to wear the university's "Crest W" on their athletic uniforms. The "W" in the crest is white, but was changed to black on UW athletic uniforms during the 2020-21 season in a showing of solidarity with Black and other underrepresented communities on campus.



- With a conference record of 88-54, Gard's .620 win percentage ranks 7th among Big Ten coaches of the last 40 years (since 1980).

Best Win Pct, B1G Coaches w/ 50+ Wins (since 1980)

Coach (School, Years)	Record	Pct.
1. Bo Ryan, WIS (2002-15)	172-68	.717
2. Bob Knight, IND (1972-2000)	353-151	.700
3. Tom Izzo, MSU (1995-)	327-156	.677
4. Thad Matta, OSU (2005-17)	150-78	.658
5. Mark Turgeon, MD (2015-21)	90-50	.643
6. Matt Painter, PUR (2005-)	202-116	.635
7. Greg Gard, WIS (2016-)	88-54	.620
8. Gene Keady, PUR (1981-05)	265-169	.611

(through games played Jan. 23, 2023)

- With last Tuesday's win, Gard tied for 30th on the Big Ten's all-time wins list, and is just one shy of Illinois' Bruce Weber (2004-12) for 29th.

Big Ten Career Wins List

Coach (School, Years)	Record	Pct.
27. Ray Eddy (PUR, 1951-65)	92-122	.430
Lute Olson (IOWA, 1975-83)	92-70	.568
29. Bruce Weber (ILL, 2004-12)	89-65	.578
30. Doug Mills (ILL, 1937-47)	88-47	.652
Greg Gard (WIS, 2015-)	88-54	.620
32. O.B. Cowles (MINN, 1948-59)	86-68	.558

WINS ADD UP UNDER GARD

- With a record of 25-8 (.758) last season, UW posted its best win percentage of the Greg Gard era and equaled the 8th-most wins in school history.
- In all, Gard led teams to 4 of the top 18 winningest seasons in program history:

Wisconsin Record Book, Single-Season Wins

1. 36	2014-15	11. 24	2002-03
2. 31	2007-08	24	2009-10
3. 30	2006-07	13. 23	2018-19
30	2013-14	23	2012-12
5. 27	2016-17	15. 22	2015-16
6. 26	2011-12	22	1998-99
7. 25	2004-05	22	1999-00
8. 25	2021-22	18. 21	2019-20
25	2010-11		
25	2003-04		

- Including wins at No. 3 Purdue and over No. 8 Purdue last season, Gard has led UW to 10 top-10 wins, including 6 away from home.
- UW went 15-5 in the Big Ten last season, posting the most conference wins in the Gard era. The Badgers won 15 Big Ten games for just the 3rd time in program history. Overall, UW has won 14+ games just 5 times, and Gard-led teams are responsible for 3 of those seasons.

Wisconsin Record Book, Big Ten Wins

Record	Pct.	Season
1. 16-2	.889	2007-08
16-2	.889	2014-15
3. 15-5	.750	2021-22
4. 14-6	.700	2018-19
14-6	.700	2019-20

- Wisconsin won at least 14 Big Ten games for the 3rd time in the last 4 seasons, the only team that can make that claim.

BETTER BEHIND THE ARC

Last season, the Badgers won the Big Ten despite shooting a conference-low 30.6% from 3-point range. So far this season, Wisconsin has seen incredible improvement in that area.

- Wisconsin ranks 5th in the Big Ten shooting 36.2% (154-for-425) from beyond the arc.
- UW is averaging 8.6 made 3FGs per game, which ranks 3rd in the Big Ten this year.
- The Badgers have made 12+ triples in a game 4 times this season. UW hit 12+ triples in a game just once all of last season.
- **Chucky Hepburn** and **Connor Essegian** rank 3rd and 7th, respectively, in the Big Ten this season in 3-point shooting percentage - among players with at least 20 made 3FGs.
 - Hepburn is shooting 46.3% (38-for-82) 3FG, while Essegian is at 43.7% (38-for-87) 3FG.
- UW hasn't had a player shoot 45.0% or better from 3FG (min. 55 attempts) since Josh Gasser posted a mark of 45.2% (42-93) in 2012.
- Essegian (.437) has a chance to set the Wisconsin freshman record for 3FG%, which was set by Tim Locum in 1998 (.441, 41-93).

CHUCKY AT THE POINT

"He's one of the elite point guards in the entire country." - Illinois head coach Brad Underwood

- A Big Ten All-Freshman honoree last year, point guard **Chucky Hepburn** continues to elevate his game in his sophomore season.
- Hepburn has heated up over the last 13 games, averaging 14.4 pts, 3.7 ast and 1.9 stl per game, while shooting 44.2% FG including a blistering 50.8% from 3-point range.
 - Scored a career-high 23 points vs. Wake Forest (11/29), making a career-best 6 triples.
 - vs. Minnesota (1/3), Hepburn became the first Badger to record 16+ points, 5+ steals and 4+ assists in a game since Ethan Happ in 2017.
- This season, Hepburn is 46.3% (38-82) from 3-point range, up from 34.8% 3FG a year ago.
 - Hepburn's 46.3% 3FG shooting ranks 3rd-best in the Big Ten (minimum 20 made 3FGs).
 - Hepburn is averaging 2.1 made 3FGs per game and has 3+ triples in 3 of the last 7 games.
- A 2023 Preseason All-Big Ten pick, Hepburn has scored in double figures in 13 of 18 games this season, and 25 times total in his career.
 - UW is 20-5 when Hepburn scores dbl figures
- Defensively, Hepburn ranks 3rd in Big Ten play averaging 2.3 steals per game.
 - Last season, Hepburn played all 33 games and recorded 36 steals. He has nearly that many steals (33) in just 18 games this season.
- His 2.0 career assist-to-turnover ratio (138-68) would rank as one of the best in school history.

Wisconsin Career Assist-to-Turnover Ratio Leaders

Ratio (Ast-TO)	Name	Years
1. 3.01 (464-154)	Jordan Taylor	2009-12
2. 2.57 (344-134)	Mike Kelley	1998-01
3. 2.25 (284-126)	Josh Gasser	2011-15
4. 2.11 (430-204)	D'Mitrik Trice	2017-21
5. 2.08 (250-120)	Travon Davis	1999-02
6. 2.03 (388-191)	Mike Heineman	1984-87
7. 2.00 (138-68)	Chucky Hepburn	2022-23

TAKING CARE OF THE ROCK

Taking care of the ball is nothing new for Wisconsin and this season's team is carrying on a long tradition of stinginess.

- The Badgers rank 3rd in the NCAA averaging just 9.0 turnovers per game.
- UW has led the nation in fewest turnovers per game in each of the last 2 seasons. Wisconsin turned it over 9.0 times per game in 2021, then just 8.7 TOs per game last season. In fact, last year was the 4th-lowest mark in school history.

Wisconsin Record Book, Fewest TOs per game

Year	TOs/Gm	TOs	Games
1. 2014-15	7.4	296	40
2. 2010-11	7.6	258	34
3. 2013-14	8.1	307	38
4. 2021-22	8.7	287	33
5. 2009-10	8.8	289	33

- Over the last 4 seasons, Gard's Badgers have never finished outside the top-10 in turnovers per game and have never averaged more than 10.0 turnovers per game in a season.

SITUATIONAL RECORDS

	2022-23	Under Gard
Ahead at the half	9-0	125-14
Behind at the half	2-6	24-65
Tied at the half	1-0	6-5
FG% of .450 or more	5-1	83-14
FG% less than .450	7-5	72-70
Better FG% than opp.	7-0	121-13
Worse FG% than opp.	4-5	33-68
Same FG% as opp.	1-1	2-3
Opp. FG% less than 45%	9-3	120-31
3FG% of 40% or more	8-1	72-10
3FG% less than 40%	4-5	82-74
Try more than 20 3FGs	8-5	86-53
Try 20 or fewer 3FGs	4-1	69-30
Make at least 70% FT	4-3	93-37
Try at least 20 FTs	2-0	64-17
Try fewer than 20 FTs	10-6	89-66
Out-rebound opponent	4-0	90-22
Tied or out-rebounded	8-6	65-62
Same or fewer TOs than opp.	10-4	120-51
More TOs than opp.	2-2	35-33
Commit fewer than 12 TOs	10-5	121-53
Commit 12 or more TOs	2-1	35-30
Score fewer than 50 pts.	1-1	2-4
Score 50-59 points	1-0	8-32
Score 60-69 points	5-4	51-32
Score 70-79 points	3-1	55-13
Score 80-89 points	2-0	32-3
Score 90 or more pts.	0-0	7-0
Allow fewer than 50 pts.	2-0	23-1
Allow 50-59 pts.	5-0	47-7
Allow 60-69 pts.	3-4	63-31
Allow 70-79 pts.	2-2	19-31
Allow 80-89 pts.	0-0	3-13
Allow 90 or more pts.	0-0	0-1
Overtime	2-1	9-6
vs. AP Top 25 opponents	1-1	27-39
vs. AP Top 25 opp. at home	1-0	13-10
Home games	7-2	92-26
Road games	2-3	43-39
Neutral site games	3-1	22-19
Day games	3-3	49-29
Night games	9-3	106-55

GAMES DECIDED BY

3 points or less	5-3	24-14
4-5 points	2-1	23-18
6-10 points	2-1	36-22
11-19 points	1-1	39-25
20 or more points	2-0	34-3

TELEVISED GAMES

CBS	0-1	11-11
CBS Sports Network	0-0	0-1
FOX	0-0	3-5
FS1	2-0	14-14
ESPN	0-2	16-14
ESPN2	3-1	17-12
ESPNU	0-1	1-3
ESPN+	0-0	3-1
Big Ten Network	6-1	79-19
BTN+	1-0	5-0
TBS	0-0	1-3
TNT	0-0	2-1

2022-23 BIG TEN STANDINGS

Team	Conf.	Overall
Purdue (#1)	8-1	19-1
Rutgers	5-3	13-6
Michigan	5-3	11-8
Northwestern	4-3	13-5
Michigan State	5-4	13-7
Penn State	4-4	13-6
Indiana	4-4	13-6
Wisconsin	4-4	12-6
Illinois	4-4	13-6
Iowa	4-4	12-7
Maryland	3-5	12-7
Ohio State	3-5	11-8
Nebraska	3-6	10-10
Minnesota	1-7	7-11

RECORDS THROUGH GAMES PLAYED JAN. 23

AP TOP 25 (WEEK 12 - 1/23/23)

Team	Record	Points
1 Purdue (39)	19-1	1527
2 Alabama (23)	17-2	1511
3 Houston	18-2	1333
4 Tennessee	16-3	1298
5 Kansas State	17-2	1254
6 Arizona	17-3	1195
7 Virginia	15-3	1160
8 UCLA	17-3	1155
9 Kansas	16-3	1117
10 Texas	16-3	980
11 TCU	15-4	875
12 Iowa State	14-4	817
13 Xavier	16-4	807
14 Gonzaga	17-4	784
15 Auburn	16-3	699
16 Marquette	16-5	600
17 Baylor	14-5	497
18 Charleston	21-1	445
19 UConn	16-5	372
20 Miami	15-4	328
21 Florida Atlantic	19-1	271
22 Saint Mary's	18-4	254
23 Providence	15-5	194
24 Clemons	16-4	169
25 New Mexico	18-2	156

Others receiving votes: Duke 102, Indiana 61, San Diego State 57, Rutgers 31, Kent State 24, North Carolina 12, Michigan State 10, Creighton 9, Illinois 9, Arkansas 9, Missouri 8, Wisconsin 6, North Carolina State 4, Kentucky 3, VCU 2, Boise State 2, Memphis 1, Wake Forest 1, Oral Roberts 1

WALL-TO-WAHL PLAYER

"This is no longer a utility player...Wahl has looked the part of a guy that's primed to be one of the best players in the Big Ten." - Jon Rothstein, CBS Sports

- One of the most versatile players in college basketball, 2023 Preseason All-Big Ten selection **Tyler Wahl** does a little bit of everything — and then some — for Bucky.
- This year, Wahl was named 1 of 20 candidates in the country nominated to the 2023 Julius Erving Award Watch List, which is awarded to the best small forward in the nation.
- To understand the importance of Wahl to UW, observations can be drawn when comparing Wisconsin with Wahl and Wisconsin without Wahl, who missed 3 games for UW (injury):

Wisconsin Offense This Season

	With Wahl	Without Wahl
Record	12-3	0-3
Wisconsin PPG	67.7	59.7
Wisconsin FG%	.428	.406
Wisconsin 3FG%	.378	.289
Wisconsin FTAs/Game	15.2	10.3
Rebound Margin	-2.5	-9.0

Wisconsin Defense This Season

	With Wahl	Without Wahl
Record	12-3	0-3
Opponent PPG	61.4	70.3
Opponent FG%	.422	.484
Opponent 3FG%	.314	.450
Opponent Turnovers	12.7	10.3

- Facing #3 Kansas, Wahl posted his 2nd double-double of the season (6th career), matching his career-high scoring 23 points, while also posting 10 rebounds, 3 steals and 2 assists.
- Named to the Battle 4 Atlantis All-Tournament Team, Wahl averaged 13.3 pts, 7.3 reb, 1.7 ast and 1.3 stl per game over the 3-game tourney.
- The improvement of Wahl over his four years at Wisconsin has been notable and impressive:

Tyler Wahl Year-by-Year Improvement

Year	PPG	RPG	FG%	FT%
2019	2.6	2.6	.430	.389
2020	5.2	4.3	.436	.567
2021	11.4	5.9	.516	.700
2022	12.8	6.2	.412	.639

BIG THINGS FROM 'BIG STEVE'

The development of **Steven Crowl** has seen an upward trajectory during his career at Wisconsin. The junior big man averaged 0.7 points per game as a freshman, 8.8 ppg as a sophomore, and is now in a starring role for the Badgers.

- Along with experience, Crowl has also added size to his frame. Listed at 217 lbs as a freshman, he's now pushing 250 lbs.
- Crowl has become a consistent presence for Wisconsin, now tied for the team lead averaging 12.8 points per game, while leading UW in rebounds (6.9) and ranked 2nd in assists (2.8).
- Shooting a team-best 49.7% FG (90-181 FG)
- A talented passer, the 7-footer ranks 2nd for UW this season averaging 2.8 assists per game.

- In Big Ten play, Crowl is averaging a team-best 14.3 pts, 7.3 reb and 2.6 ast per game.
- "Big Steve," as he's nicknamed on the team, has had a knack for big seconds halves as of late. In fact, over the last 7 games Crowl is averaging 3.9 first-half pts and 12.4 second-half pts:

Steven Crowl scoring by half (last 8 games):

Date - Opponent	First Half (pts)	Second Half (pts)
1/23 - Northwestern	2 points	6 points
1/17 - Penn State	8 points	13 points
1/14 - at Indiana	4 points	1 point
1/10 - Michigan St	4 points	15 points
1/07 - at Illinois	2 points	18 points
1/03 - Minnesota	4 points	13 points
12/30 - W Michigan	5 points	20 points
12/15 Lehigh	2 points	13 points

- Scored double figures in 9 of the last 12 games.
- During that stretch, Crowl is averaging 14.8 pts, 6.8 reb and 3.1 ast per game.
- That includes three 20+ points performances, including a career-best 25 points (12/30).
- Crowl has scored in double figures 23 times in his career, and UW is 19-4 in those games.
- Against Penn State (1/17), Crowl led UW with a game-high 21 points and 11 rebounds. It marked the third double-double of his career.
- Crowl scored a career-high 25 points vs. Western Michigan (12/30), becoming the first Badger to post 25+ points and 8+ rebounds while shooting 69% FG or better since Ethan Happ on Jan. 11, 2019.

INSTANT OFFENSE ESSEGIAN

Freshman **Connor Essegian** has added instant offense to the Badgers lineup this season.

- In his first season at UW, Essegian is averaging 10.4 ppg while shooting 43.7% from 3FG.
- Among Big Ten freshmen, Essegian ranks 5th in the league for scoring this season:

Most Points, Big Ten, Freshmen

Name (School)	PPG
1. Brice Sensabaugh (OSU)	17.5
2. Jett Howard (MICH)	14.6
3. Fletcher Loyer (PUR)	12.8
4. Jalen Hood-Schifino (IND)	12.5
5. Connor Essegian (WIS)	10.4

- Essegian has scored in double figures in 12 of the last 15 games, averaging 11.5 points per game (2.3 made 3s per game) over that stretch.
- Essegian has hits multiple 3s in 15 of 18 games.
- Over the last 25 years (since 1998), only 4 Badgers have averaged double figures in their freshman season. Essegian is aiming to be the 5th in the last quarter century:

Most Points, Wisconsin Freshmen (Since 1998)

Name (Year)	PPG	Season
1. Ethan Happ	12.4	2015-16
2. Devin Harris	12.3	2001-02
3. Brad Davison	12.1	2017-18
4. Alando Tucker	12.0	2002-03
Connor Essegian	10.4	2022-23

- Essegian is shooting 43.7% (38-87) from 3-point range, ranking 7th in the B1G (min. 20 3FGs).
 - Among freshmen, Essegian ranks 9th in the nation in 3FG% at 43.7% (min. 20 made 3FGs).
 - 9th in Big Ten averaging 2.1 triples per game.
- Essegian (43.7%) is on pace to set the Wisconsin freshman record for 3FG% in a season, which was set by Tim Locum in 1998 (44.1%, 41-93).
- Essegian is already tied for 8th in school history for most 3-point field goals by a freshman:

Most 3-point FGs, Wisconsin Freshmen (school history)

Name	3FGs	Season
1. Brad Davison	60	2018
2. Devin Harris	59	2002
3. Sam Dekker	50	2013
4. Jeremy Hall	49	1996
5. Aleem Ford	45	2018
6. Tim Locum	41	1988
7. Chucky Hepburn	39	2022
8. D'Mitrik Trice	38	2017
Connor Essegian	38	2022

- His shooting touch extends to the free throw line, where he's a near perfect 28-for-30 FT. Essegian ranks 5th among all freshmen in the NCAA shooting 93.3% FT (min. 15 attempts).

DEFENSE LIVES HERE

For the better part of 30 years, Wisconsin has enjoyed one of the best defensive teams in the Big Ten and often the nation. This year's unit is showing signs of following the same trend.

- UW is allowing just 62.9 ppg, which ranks as the 4th-best scoring defense in the Big Ten.
 - UW is 70-8 under Gard when holding foes under 60 points (7-0 this season).
 - UW has held an opponent below 50 points twice this season (2-0) and is 23-1 under Gard.
- According to KenPom.com, the Badgers rank top 30 in the NCAA (3rd in the Big Ten) in adjusted defensive efficiency at 94.4.
- UW has led the B1G in Scoring D in 4 of 7 years under Gard. Last season, Wisconsin ranked 2nd in the Big Ten allowing 66.0 ppg.
- UW has held 17 of 18 foes below their scoring average, including 4 season-low point totals.
- The Badgers have held 5 teams below 40% FG this season, most recently vs. Maryland (12/6).

125 YEARS OF BADGER BALL

This year marks the 125th season of Wisconsin men's basketball and all season long UW will be celebrating the history of one of the Big Ten's most successful programs:

- Wisconsin made its 26th appearance in the NCAA tournament last season. In fact, UW is 1 of 5 schools to participate in 22 of the last 23 NCAA tourneys, joining Duke, Gonzaga, Kansas and Michigan State.
- Wisconsin clinched a share of the 2022 Big Ten championship, marking UW's 2nd league title in 3 seasons and the 20th in school history.

- The Badgers (20 titles) trail only Purdue (24) and Indiana (22) for most conference titles.
- Wisconsin has won 6 Big Ten regular season titles since 2002 (02-03-08-15-20-22), matching MSU (6) for most titles during that span.

Most Big Ten Regular Season Championships

School	B1G Titles	Since 2002	Last
1. Purdue	24	3	2019
2. Indiana	22	3	2016
3. Wisconsin	20	6	2022
Ohio State	20	5	2012
5. Illinois	18	4	2022

- Since 2001-02 when Bo Ryan and Greg Gard arrived in Madison, UW has the most Big Ten wins and best win pct. at 259-121 (.682).

Big Ten Win Pct, Since 2001-02 (thru games Jan. 14)

Team	W-L	Pct.
1. Wisconsin	259-121	.682
2. Michigan State	254-126	.668
3. Ohio State	233-145	.616
4. Purdue	224-155	.591
5. Maryland	91-64	.587

- Wisconsin has won 12+ B1G games in 11 of last 13 seasons, the most of any Big Ten team.
- UW has also posted double-digit B1G wins in 19 of the last 21 years, the only team to do so.

VIVE LA FRANCE!

Earlier this summer, the Badgers came together and experienced a 10-day, four-game foreign trip to France. As part of the tour, the team spent time in Paris, Lyon and Nice.

- The trip featured sight-seeing opportunities to experience local culture. Among other things, the itinerary included ascending the Eiffel Tower, a full-day trip to Normandy, exploring Old Town Lyon, visiting the medieval village of Perouges, a guided tour of Monte Carlo and beach time on the French Riviera.
- College basketball teams are allowed to travel internationally during the summer once every four years, and for Wisconsin the 2022 trip marked UW's first since touring Australia and New Zealand in 2017.
- The Big Ten Network followed along throughout the trip, documenting the experience for "The B1G Trip: Wisconsin Basketball in France," a three-episode docuseries.
- In its first taste of international basketball, the Badgers earned an 81-66 win over Paris Towers in Paris. **Steven Crowl** led UW with 13 points, followed by **Chucky Hepburn** (12), **Markus Ilver** (10) and **Isaac Lindsey** (10).
- Facing Lyon Towers in Lyon, UW won 80-68 led by **Tyler Wahl**'s 12 points, plus 11 points each from Crowl and **Connor Essegian**, and 10 points from Hepburn.
- UW displayed a balanced scoring attack in its second game vs. Lyon Towers, earning a 78-47 win. Ilver led with 14 points, followed by Crowl (12), Essegian (10), **Jordan Davis** (9), Wahl (9).
- Wisconsin capped its trip with an 85-69 win over Azura Club in Nice. Davis and Essegian led UW with 14 points each.

WINNING AT WISCONSIN

With a record of 24-7 last season, the Badgers reached the 20-win milestone yet again. Since 2003, Wisconsin has won at least 20 games in 17 of 20 seasons, including a school-record 36 wins in 2014-15.

Greg Gard has four 20-win seasons on his ledger with a high of 27 wins in 2016-17, a mark that ranks 5th in UW history.

Wisconsin Record Book, Single-Season Wins

1. 36	2014-15	10. 24	2021-22
2. 31	2007-08	24	2002-03
3. 30	2006-07	24	2009-10
30	2013-14	13. 23	2012-12
5. 27	2016-17	23	2018-19
6. 26	2011-12	15. 22	2015-16
7. 25	2004-05	22	1998-99
8. 25	2010-11	22	1999-00
25	2003-04	18. 21	2019-20

BADGERS = B1G ATTENDANCE

- Last season, the Badgers played in front of an average of 16,453 fans at their home games. That led the Big Ten and ranked 7th nationally.
- Excluding the 2020-21 season in which fans were allowed, Wisconsin has led the Big Ten in attendance in each of the last 5 seasons and 15 of the last 19 years and has finished among the nation's top 7 each of the last 21 years.

UW Attendance (Kohl Center era: 1998-2022)

Year	Average	B1G Rank	NCAA
1997-98*	13,335	7th	22nd
1998-99	15,770	2nd	10th
1999-00	16,163	3rd	11th
2000-01	16,811	2nd	7th
2001-02	15,528	3rd	6th
2002-03	16,930	1st	6th
2003-04	17,142	1st	6th
2004-05	17,142	1st	5th
2005-06	17,142	1st	7th
2006-07	17,190	2nd	7th
2007-08	17,190	1st	7th
2008-09	17,230	1st	6th
2009-10	17,230	1st	6th
2010-11	17,230	1st	7th
2011-12	17,181	1st	5th
2012-13	16,843	2nd	7th
2013-14	17,104	2nd	7th
2014-15	17,279	1st	5th
2015-16	17,287	2nd	6th
2016-17	17,287	1st	6th
2017-18	17,272	1st	5th
2018-19	17,170	1st	5th
2019-20	16,912	1st	6th
2020-21^	--	--	--
2021-22	16,453	1st	7th

* Wisconsin played 8 of its 15 home games at the UW Field House (capacity 11,500)

^ Wisconsin did not allow spectators due to the COVID-19 pandemic



THE GARD FILE

■ Career Record (8th Season): 156-84 (.650)

- Record at Wisconsin (8th Season): 156-84 (.650)
- Big Ten Record (8th Season): 88-54 (.620)
- NCAA Tournament Appearances/Record: 5 / 6-5 (.545)
- Hometown: Cobb, Wis.
- Alma Mater: UW-Platteville, 1995 (Physical & Health Ed)
Master's Degree: UW-Platteville, 2007 (Counselor Ed)
- Family: Wife Michelle; Children Mackenzie, Isaac, Peyton

COACHING EXPERIENCE

Position	School	Years
Assistant Coach	Southwestern (Wis.) HS	1990-93
Assistant Coach	Platteville (Wis.) HS	1993-94
Assistant Coach	UW-Platteville	1993-99
Assistant Coach	UW-Milwaukee	1999-01
Assoc. Head Coach	Wisconsin	2001-15
Head Coach	Wisconsin	2015-Present

CAREER HIGHLIGHTS

Date	Highlight
Dec. 15, 2015	Assumed role of interim head coach upon the retirement of Bo Ryan
Dec. 23, 2015	First career win, 84-79, vs. Green Bay
Jan. 2, 2016	First Big Ten win, 79-57, vs. Rutgers
Jan. 17, 2016	First ranked win, 77-76, vs. #4 MSU
Feb. 13, 2016	First road win over ranked team, 70-57, at #2 Maryland
March 7, 2016	Officially named Wisconsin head coach
March 18, 2016	First NCAA tournament win, 47-43, against 10th-seeded Pittsburgh
April 4, 2016	Jim Phelan National Coach of the Year
March 18, 2017	UW knocks off No. 1 overall seeded Villanova in NCAA tourney second round
Feb. 15, 2018	UW tallied sixth top-10 win in three seasons under Gard (#6 Purdue, 57-53)
Jan. 19, 2019	UW earned fourth win vs. top-5 team under Gard (#2 Michigan, 64-54)
Jan. 3, 2020	UW won at #5 Ohio State, 61-47
March 7, 2020	Led UW to Big Ten title (60-56 W at IND)
March 9, 2020	Named 2020 Big Ten Coach of the Year
Dec. 25, 2020	UW wins at MSU first time since 2004
Nov. 24, 2021	UW wins first Maui Invitational tournament title in school history
Jan. 3, 2022	UW wins at #3 Purdue, 74-69
March 1, 2022	Led UW to Big Ten title with 70-67 home win over #8 Purdue
March 8, 2022	Named 2022 Big Ten Coach of the Year

HEAD COACH GREG GARD

■ 2-TIME BIG TEN COACH OF THE YEAR

A coaching veteran of more than 30 years, Greg Gard enters his eighth season leading the Wisconsin in 2022-23 and has proven himself to be one of the best head coaches in the Big Ten. A 2022 finalist for Naismith National Coach of the Year, Gard has guided the Badgers to the Big Ten regular season championship in two of the last three seasons, twice earning Big Ten Coach of the Year honors.

Wisconsin's incredible postseason presence hasn't wavered on Gard's watch, leading UW to 5 of 6 NCAA tournaments during his tenure. As 2020 Big Ten champs, UW also would have also participated in that year's canceled tournament.

In his first seven seasons as head coach, Gard built a record of 144-78, owning the fourth-highest win total in school history. He has also guided UW to a conference record of 84-50 and his .627 conference win percentage is tied for sixth best among Big Ten coaches the last 40 years.

Gard is coming off of arguably his most impressive coaching job in 2021-22. Picked to finish preseason 10th in the Big Ten, UW went 25-8 overall and 15-5 in league play, claiming a share of the Big Ten regular season title for the second time in the past three seasons. Gard was named Big Ten Coach of the Year for the second time in his career. Sophomore guard Johnny Davis garnered consensus first-team All-America honors and won Lute Olson National Player of the Year, the Jerry West Award and Big Ten Player of the Year.

Gard's leadership during the 2019-20 season is among his best. After opening 5-5 in the Big Ten, Wisconsin won nine of its last 10 games, including its final eight games of the season to win a share of the 2020 conference championship and claim the No. 1 seed for the later canceled Big Ten tournament.

In his inaugural season as head coach, Gard led the Badgers to the 2016 NCAA Tournament Sweet 16, becoming just the second-ever first-year coach to win the Jim Phelan National Coach of the Year award. He followed that up by leading UW to the fifth-highest single-season win total in school history (27-10) and making a second-consecutive visit to the Sweet 16.

Gard's Badgers would follow that up with another 12-6 conference campaign in 2017, finishing second in the Big Ten. UW capped off its 27-win season by knocking off the nation's No. 1 team Villanova, 65-62, to advance to the Sweet 16.

During his tenure as head coach, Gard has helped a trio of players reach first-team All-Big Ten status: Nigel Hayes in 2016, third-team All-American Ethan Happ in both 2017, 2018 and 2019, plus Johnny Davis in 2022.

Long considered one of the top assistant coaches in the game, Gard served as an assistant at Wisconsin for 14-plus seasons. During that time he helped guide the Badgers to back-to-back Final Fours in 2014 and 2015, and in 2015 UW reached its first national championship game since 1941.

Prior to coming to Wisconsin in 2001, Gard spent two seasons as Ryan's assistant at UW-Milwaukee (2000-01) and six seasons as an assistant to Ryan at UW-Platteville (1993-99). During Gard's years on the Pioneer staff, UW-Platteville went 161-13 (.925) and won three NCAA Division III national championships, five WIAC titles.

In 2016, Gard and his wife, Michelle, partnered with the UW Carbone Cancer Center, to launch Garding Against Cancer. In its first six years, GAC raised more than \$6.5 million dollars for cancer research and patient care within the state of Wisconsin.

Year	School	Record	Pct.	Conf.	Record	Place	Postseason
2015-16	Wisconsin	15-8	.652	Big Ten	12-6	T-3rd	NCAA Sweet 16
2016-17	Wisconsin	27-10	.730	Big Ten	12-6	T-2nd	NCAA Sweet 16
2017-18	Wisconsin	15-18	.455	Big Ten	7-11	9th	--
2018-19	Wisconsin	23-11	.676	Big Ten	14-6	4th	NCAA First Round
2019-20	Wisconsin	21-10	.677	Big Ten	14-6	T-1st	Postseason canceled
2020-21	Wisconsin	18-12	.600	Big Ten	10-10	--	NCAA Second Round
2021-22	Wisconsin	25-8	.758	Big Ten	15-5	T-1st	NCAA Second Round
2022-23	Wisconsin	12-6	.667	Big Ten	4-4	--	--
Totals (8 seasons)		155-84	(.650)		87-54	(.620)	5 NCAA appearances

GARD vs. DIVISION I TEAMS

Team	Home	Away	Neut.	Total
Arkansas-Pine Bluff	1-0	0-0	0-0	1-0
Baylor	0-0	0-0	0-2	0-2
Central Arkansas	1-0	0-0	0-0	1-0
Chicago State	2-0	0-0	0-0	2-0
Colgate	0-0	0-0	1-0	1-0
Coppin State	1-0	0-0	0-0	1-0
Creighton	0-0	0-1	0-0	0-1
Dayton	0-0	0-0	1-0	1-0
Eastern Illinois	2-0	0-0	0-0	2-0
Florida	0-0	0-0	0-1	0-1
Florida A&M	1-0	0-0	0-0	1-0
Georgetown	0-0	0-0	1-0	1-0
Georgia Tech	0-0	1-0	0-0	1-0
Grambling State	1-0	0-0	0-0	1-0
Green Bay	7-0	0-0	0-0	7-0
Houston	0-0	0-0	1-0	1-0
Houston Baptist	1-0	0-0	0-0	1-0
Idaho State	1-0	0-0	0-0	1-0
Illinois	3-2	4-3	0-0	7-5
Illinois State	1-0	0-0	0-0	1-0
Indiana	6-0	3-3	1-0	9-3
Iowa	2-2	3-3	0-1	5-6
Iowa State	0-0	0-0	0-1	0-1
Kansas	0-0	0-0	0-1	0-1
Lehigh	1-0	0-0	0-0	1-0
Louisville	1-0	0-0	0-0	1-0
Loyola	1-0	0-0	0-0	1-0
Marquette	2-1	1-2	0-0	3-3
Maryland	4-2	3-2	1-0	8-4
UMass Lowell	1-0	0-0	0-0	1-0
McNeese State	1-0	0-0	0-0	1-0
Michigan	4-2	1-3	0-1	5-6
Michigan State	2-4	2-4	0-3	4-11
Milwaukee	2-0	0-0	0-0	2-0
Minnesota	6-1	4-1	0-0	10-2
Nebraska	3-2	5-1	1-1	9-4
New Mexico	0-0	0-0	0-1	0-1

Team	Home	Away	Neut.	Total
Nicholls	1-0	0-0	0-0	1-0
North Carolina	0-0	0-0	1-1	1-1
North Carolina State	1-0	0-1	0-0	1-1
Northwestern	3-2	4-2	1-0	7-4
Notre Dame	0-0	0-0	0-1	0-1
Ohio State	4-2	2-2	0-0	6-4
Oklahoma	1-0	0-0	1-0	2-0
Oregon	0-0	0-0	0-1	0-1
Penn State	5-0	4-1	1-0	10-1
Pittsburgh	0-0	0-0	1-0	1-0
Prairie View A&M	1-0	0-0	0-0	1-0
Providence	0-1	0-0	0-0	0-1
Purdue	3-2	1-5	0-0	4-7
Rhode Island	1-0	0-0	0-0	1-0
Rider	1-0	0-0	0-0	1-0
Richmond	0-0	0-0	0-1	0-1
Rutgers	4-1	1-2	1-0	6-3
St. Francis Brooklyn	1-0	0-0	0-0	1-0
Saint Mary's	0-0	0-0	1-1	1-1
Savannah State	1-0	0-0	0-0	1-0
South Carolina State	1-0	0-0	0-0	1-0
South Dakota	1-0	0-0	0-0	1-0
Stanford	0-0	0-0	2-0	2-0
Syracuse	1-0	0-0	0-0	1-0
Temple	0-0	0-1	0-0	0-1
Tennessee	0-0	1-0	1-0	2-0
Texas A&M	0-0	0-0	1-0	1-0
UCLA	0-0	0-0	0-1	0-1
USC	0-0	0-0	1-0	1-0
Villanova	0-0	0-0	1-0	1-0
Virginia	0-0	0-1	0-1	0-2
Virginia Tech	0-0	0-0	1-0	1-0
Wake Forest	0-1	0-0	0-0	0-1
Western Kentucky	1-0	0-1	0-0	1-1
Western Michigan	1-0	0-0	0-0	1-0
Xavier	0-1	1-0	1-0	2-1
Yale	1-0	0-0	0-0	1-0
Total	92-26	43-40	22-19	156-84



QUICK FACTS

- **Opened:** Jan. 17, 1998
- **Original cost:** \$76.4 Million
- **Student Section:** AreaRED
- **Building:** Named for U.S. Sen. Herb Kohl (D-Wisconsin), a 1956 graduate of UW-Madison, who donated \$25 million to the project.
- **Court:** Named for All-Big Ten player Albert "Ab" Nicholas (1950-52) and his wife, Nancy, who pledged \$10 million toward the original project.
- **All-Time record:** 342-63 (.844)
- **Big Ten record:** 173-48 (.782)
- **Record vs. Top-25:** 55-28 (.663)
- **Record under Gard:** 92-26 (.778)

17,287

The third-largest arena in the Big Ten Conference, the Kohl Center seats 17,287 for men's basketball. That includes the second-largest student section in the Big Ten of around 2,300.

25

Wisconsin is enjoying the 25th season of men's basketball at the Kohl Center, which opened in 1998.

6

Wisconsin has won 6 Big Ten regular season championships during the Kohl Center era, winning in 2002, 2003, 2008, 2015, 2020 and 2022.

3

Three retired jerseys hang in the Kohl Center rafters: #8 Ab Nicholas (1950-52), #24 Michael Finley (1992-95) and #44 Frank Kaminsky (2012-15).

THE KOHL CENTER

The 2022-23 season marks the 25th year of Wisconsin men's basketball at the Kohl Center, which officially opened on Jan. 17, 1998. The Kohl Center was completed for a cost of \$76.4 million and has turned into one of the greatest home court advantages in all of college basketball.

- Wisconsin is 342-63 (.844) all-time at the Kohl Center, owning the 10th-best win percentage of any active NCAA Div. I venue.
- The Badgers have gone 173-48 (.782) against the Big Ten in the Kohl Center.
- Excluding the 2020-21 season in which fans were not allowed to attend, Wisconsin has led the Big Ten in attendance in each of the last 5 seasons and 15 of the last 19 years. UW has finished among the nation's top 7 in attendance each of the last 21 years.
- In addition to UW athletics, the Kohl Center has played host to several other big performers like: Elton John and Billy Joel, The Eagles, Tom Petty, Shania Twain, John Mellencamp, Cher, the Dave Matthews Band and the Dalai Lama.

NCAA'S TOUGHEST VENUES

Since the Kohl Center opened in 1998, Wisconsin has been nearly unbeatable on its home floor. In fact, among active venues, Wisconsin owns one of the nation's top 10 home records.

Team	Record	Pct.
1. Gonzaga (McCarthy Center)	259-15	.945
2. Kentucky (Rupp Arena)	641-77	.893
3. Kansas (Allen Fieldhouse)	838-116	.878
4. Belmont (Curb Events Center)	226-32	.876
5. Michigan State (Breslin Center)	451-69	.867
6. UCLA (Pauley Pavilion)	784-125	.862
7. Oregon (Matthew Knight Arena)	186-30	.861
8. Murray State (CFSB Center)	306-50	.860
9. Xavier (Cintas Center)	305-54	.850
10. Wisconsin (Kohl Center)	340-62	.846

(games through Jan. 2, 2023)

BIG KOHL CENTER WINS

Most memorable home wins since opening in 1998:

Jan. 17, 1998 - UW 56, Northwestern 33

First-ever game in the Kohl Center

Dec. 1, 2001 - UW 70, UW-Green Bay 57

Bo Ryan's first victory at the Kohl Center

Dec. 22, 2001 - UW 86, #14 MU 63

Kirk Penney scores 33 points in UW's first win over a ranked team under Bo Ryan

Jan. 5, 2002 - UW 72, #7 Illinois 66

Ryan's first win over a top-10 team at UW

Feb. 27, 2002 - UW 74, Michigan 54

UW clinches share of first Big Ten title since '47

Dec. 7, 2002 - UW 91, UNLV 74

UW begins school-record 38-game home win streak - Alando Tucker 24 points, 18 rebounds

March 5, 2003 - UW 60, #14 Illinois 59

Devin Harris makes 1-of-2 FTs with 0.4 seconds left to clinch outright Big Ten title

Dec. 23, 2004 - UW 85, UNC Green. 53

UW wins school-record 34th-straight home game

Jan. 16, 2005 - UW 62, #15 Mich. St. 59

Wisconsin overcomes 8-point deficit with 1:58 remaining to win its 38th-straight home game

March 1, 2005 - UW 62, Indiana 60

Alando Tucker scores putback as time expires

Feb. 15, 2006 - UW 78, #12 Ohio St. 73

UW overcomes a nine-point halftime deficit to beat No. 12 Ohio State

Dec. 16, 2006 - UW 89, #2 Pitt 75

Alando Tucker and Brian Butch combine for 59 pts

Jan. 9, 2007 - UW 72, #5 Ohio St. 69

Badgers win the first matchup in school history of top-five teams

March 3, 2007 - UW 52, Michigan St. 50

Kammron Taylor wins it on 3FG with 3.9 seconds left

Dec. 2, 2009 - UW 73, #6 Duke 69

Trevon Hughes scores 26 as UW's win clinches Big Ten's first Big Ten/ACC title

Jan. 9, 2010 - UW 73, #4 Purdue 66

Jordan Taylor (23) and Jason Bohannon (20) help end Purdue's undefeated season

Feb. 2, 2010 - UW 67, #5 Michigan State 49

Badgers end MSU's 9-0 Big Ten start

Feb. 12, 2011 - UW 71, #1 Ohio State 67

Stopped OSU's 24-0 start and UW's first win over AP No. 1 since 1962

Feb. 9, 2013 - UW 65, #2 Michigan 62 (OT)

Ben Brust's half-court buzzer-beater sends game to overtime where UW wins

Nov. 19, 2013 - UW 103, North Dakota 85

UW's first 100-point game since '95, Frank Kaminsky scores UW record 43 points

Feb. 9, 2014 - UW 60, #8 Michigan State 58

Treavon Jackson hits game-winning jumper with 2.1 seconds left in Bo Ryan's 150th Big Ten win

March 1, 2015 - #6 UW 68, Michigan State 61

UW claims Big Ten title as Frank Kaminsky scores 31

Dec. 23, 2015 - UW 84, Green Bay 79

Greg Gard's first win as interim head coach

Jan. 17, 2016 - UW 77, #4 Michigan State 76

Gard's first ranked win, Koenig/Hayes total 52 pts

Feb. 15, 2018 - UW 57, #6 Purdue 53

Ethan Happ tallies 21 pts and 12 reb as Badgers raise Frank Kaminsky's No. 44 into rafters

Jan. 19, 2019 - UW 64, #2 Michigan 54

UW knocks off 17-0 Michigan behind 26 points, 10 rebounds and 7 assists from Ethan Happ

Feb. 1, 2020 - UW 64, #14 Michigan State 63

UW wins first game over MSU since 2016

Dec. 19, 2020 - UW 85, #23 Louisville 48

UW's largest-ever win over a top-25 team

March 1, 2022 - #10 UW 70, #8 Purdue 67

Chucky Hepburn's 3FG with 1.5 seconds left clinches Big Ten regular season championship

0 | JAHCOBI NEATH

Senior | Guard | 6-4 | 190
Toronto, Ontario | Crestwood Prep (Wake Forest)



Twitter: N/A | Instagram: @jahcobiii

INDIVIDUAL BENCHMARKS		
	SEASON	CAREER
GP/GS	3/0	76/10
10+ POINTS:	--	6
20+ POINTS:	--	0
3+ FGS MADE:	--	12
2+ ASSISTS:	--	28
2+ STEALS:	--	8
20+ MINUTES:	--	23

GET TO KNOW JAHCOBI

Now in his second season with Wisconsin, Jahcobi Neath looks to become a key contributor in the lineup. Hindered by injuries last year, he played in 23 games (1 start) for the Badgers, averaging 9.7 minutes per game off the bench. Neath transferred to Wisconsin from Wake Forest, where he played a total of 30 games (5 starts) over two seasons. He averaged 5.3 points (42.2% FG, 48% 3FG) and 2.2 assists per game his freshman season. As a sophomore at Wake Forest, he played 20 games (4 starts), averaging 3.8 points and 1.7 assists per game. During his prep career, Neath played internationally at the 2019 FIBA U-19 World Cup, representing Canada at the U18 and U19 levels. He played high school basketball at Crestwood Prep in Toronto and led the Lions to the 2019 national championship, averaging 26 points, 7 rebounds and 4 assists per game his senior season.

- TOP PERFORMANCES**
- **MICHIGAN (2/20/22):** Went 4-4 from the free-throw line and scored 6 points off the bench in a win
 - **NICHOLLS (12/15/21):** Made his first start at Wisconsin, finishing with 9 points and a career-high 7 rebounds, plus 2 assists
 - **PITTSBURGH (3/10/20):** Played a career-high 34 minutes posting 6 points, 4 rebounds, and 6 assists
 - Posted back-to-back 16-point contests against Georgia Tech (2/19/20) and Duke (2/25/20)

SEASON HIGHS		CAREER HIGHS	
POINTS:	3 vs. South Dakota (11/7/22)	POINTS:	16 (2x) MR vs. Duke (2/25/20)*
FIELD GOALS:	1 vs. South Dakota (11/7/22)	FIELD GOALS:	5 (2x) MR vs. Longwood (11/27/20)*
FG ATTEMPTS:	3 vs. Stanford (11/11/22)	FG ATTEMPTS:	10 (2x) MR at BC (2/10/21)*
3-POINT FGS:	1 vs. South Dakota (11/7/22)	3-POINT FGS:	2 (2x) MR at NC State (1/27/21)*
3-POINT FGAS:	1 (2x) MR vs. Stanford (11/11/22)	3-POINT FGAS:	5 at Virginia Tech (2/27/21)*
FREE THROWS:	--	FREE THROWS:	9 vs. Duke (2/25/20)*
FT ATTEMPTS:	--	FT ATTEMPTS:	12 vs. Duke (2/25/20)*
REBOUNDS:	1 vs. South Dakota (11/7/22)	REBOUNDS:	7 vs. Nicholls (12/15/21)
ASSISTS:	1 vs. Stanford (11/11/22)	ASSISTS:	6 (3x) MR vs. Del. St (11/25/20)*
BLOCKS:	--	BLOCKS:	1 (3x) MR vs. Duke (2/17/21)*
STEALS:	1 vs. Stanford (11/11/22)	STEALS:	3 vs. Catawba (12/31/20)*
MINUTES:	15 vs. Stanford (11/11/22)	MINUTES:	34 vs. Pittsburgh (3/10/20)
		*recorded at Wake Forest	

GAME-BY-GAME STATISTICS

#0 NEATH, Jahcobi

Opponent	Date	GS	MIN	Total		3-Pointers		Free throws		Rebounds			PF	A	TO	BLK	STL	PTS	AVG
				FG-FGA	PCT	3FG-3FGA	PCT	FT-FTA	PCT	OFF	DEF	TOT							
South Dakota	11/07/2022		08:44	1-1	1.000	1-1	1.000	0-0	.000	0	1	1	1.0	1	0	0	0	3	3.0
vs Stanford	11/11/2022		15:03	0-3	.000	0-1	.000	0-0	.000	0	0	0	0.5	0	1	2	0	1	0.5
Green Bay	11/15/2022		04:38	0-0	.000	0-0	.000	0-0	.000	0	0	0	0.3	1	0	0	0	0	1.0
Totals		0	28:25	1-4	.250	1-2	.500	0-0	.000	0	1	1	0.3	2	1	2	0	1	3

CAREER STATISTICS

NEATH, Jahcobi

		Field Goals		3-Point		F-Throws		Rebounds								Scoring				
SEASON	TEAM	GP-GS	MIN/AVG	FG-FGA	FG%	3FG-3FGA	3FG%	FT-FTA	FT%	OFF	DEF	TOT	AVG	PF-FO	A	TO	BLK	STL	PTS	AVG
2021-22	Wisc	23-1	224/9.7	11-43	.256	4-18	.222	11-15	.733	9	25	34	1.5	13-0	8	6	1	4	37	1.6
2022-23	Wisc	3-0	28/9.5	1-4	.250	1-2	.500	0-0	.000	0	1	1	0.3	2-0	1	2	0	1	3	1.0
TOTAL		26-1	252/9.7	12-47	.255	5-20	.250	11-15	.733	9	26	35	1.3	15-0	9	8	1	5	40	1.5

2 | JORDAN DAVIS

Junior | Guard | 6-4 | 200
La Crosse, Wis. | La Crosse Central



Twitter: @jordan_davis_23 | Instagram: @jordan.davis.24

INDIVIDUAL BENCHMARKS

	SEASON	CAREER
GP/GS	18/17	58/17
5+ POINTS:	12	13
10+ POINTS:	4	4
2+ 3-PTERS MADE:	5	5
LED UW IN PTS:	2	2
LED UW IN 3PT FG:	3	3

GET TO KNOW JORDAN

Jordan Davis looks to establish himself in UW's lineup this season after earning playing time in 27 games last season for the Badgers. He averaged 6.5 minutes per game off the bench last year, including a season-high 7 points in UW's win at Minnesota. A standout athlete at La Crosse Central, Davis helped lead his team to the WIAA Division 2 state tournament each of his three years on the varsity team, capturing the state title in 2017. Davis finished his high school career with 1,101 points, 470 rebounds, 270 assists and 187 steals. Davis averaged 12.3 points, 5.5 rebounds and 3.7 assists per game as a senior, helping the Red Raiders complete a 20-5 season. On the football field, Davis was also an impressive wide receiver for the Red Raiders, posting 358 receiving yards with 5 TDs through three games before suffering a season-ending injury. He hauled in 49 receptions for 873 yards and 10 touchdowns as a junior.

TOP PERFORMANCES

- **vs. USC (11/25/22):** Scored 8 points (3-5 FG), plus 3 rebounds and 1 steal playing 25 minutes in win.
- **GREEN BAY (11/15/22):** Led UW in scoring for the first time in his career, finishing with 11 points and a career-high 3 triples (3-6 3FG), plus 3 reb and 2 stl.
- **vs. Stanford (11/11/22):** Finished with a career-high 13 points (5-9 FG), 3 rebounds and 1 steal.
- **SOUTH DAKOTA (11/7/22):** Made first career start, finishing with 6 points and a career-high 6 rebounds
- **at MINNESOTA (2/23/22):** Played a season-high 20 minutes, finishing with 7 points (3-3 FG, 1-1 3FG), 2 rebounds and 2 assists.

SEASON HIGHS

POINTS: 15 at Northwestern (1/23/23)
FIELD GOALS: 6 at Northwestern (1/23/23)
FG ATTEMPTS: 11 vs. Marquette (12/3/22)
3-POINT FGs: 4 vs. Lehigh (12/15/22)
3-POINT FGAS: 6 (5x) MR at Northwestern (1/23/23)
FREE THROWS: 2 (2x) MR vs. Green Bay (11/15/22)
FT ATTEMPTS: 3 vs. Stanford (11/11/22)
REBOUNDS: 8 (2x) MR vs. Minnesota (1/3/23)
ASSISTS: 2 vs. Western Michigan (12/30/22)
BLOCKS: 1 (2x) MR at Northwestern (1/23/23)
STEALS: 2 vs. Green Bay (11/15/22)
MINUTES: 37 (2x) MR at Northwestern (1/23/23)

CAREER HIGHS

POINTS: 15 at Northwestern (1/23/23)
FIELD GOALS: 6 at Northwestern (1/23/23)
FG ATTEMPTS: 11 vs. Marquette (12/3/22)
3-POINT FGs: 4 vs. Lehigh (12/15/22)
3-POINT FGAS: 6 (5x) MR at Northwestern (1/23/23)
FREE THROWS: 2 (2x) MR vs. Green Bay (11/15/22)
FT ATTEMPTS: 3 vs. Stanford (11/11/22)
REBOUNDS: 8 (2x) MR vs. Minnesota (1/3/23)
ASSISTS: 2 at Minnesota (2/23/22)
BLOCKS: 1 (4x) MR at Northwestern (1/23/23)
STEALS: 2 vs. Green Bay (11/15/22)
MINUTES: 37 (2x) MR at Northwestern (1/23/23)

GAME-BY-GAME STATISTICS

#2 DAVIS, Jordan																
Opponent	Date	GS	MIN	Total		3-Pointers		Free throws		Rebounds		PF	A	TO	BLK	PTS
				FG-FGA	PCT	3FG-3FGA	PCT	FT-FTA	PCT	OFF	DEF					
South Dakota	11/07/2022	*	20:40	3-8	.375	0-2	.000	0-1	.000	1	5	6	0	0	0	6
vs Stanford	11/11/2022	*	25:02	5-9	.556	1-3	.333	2-3	.667	3	0	3	4	5	3	13
Green Bay	11/15/2022	*	32:59	3-7	.429	3-6	.500	2-2	1.000	1	2	3	4	0	1	11
vs Dayton	11/23/2022	*	31:07	1-7	.143	0-4	.000	0-0	.000	2	6	8	5	0	1	2
vs Kansas	11/24/2022	*	17:28	0-5	.000	0-3	.000	0-0	.000	0	4	4	4	8	1	0
vs Southern California	11/25/2022	*	24:55	3-5	.600	1-3	.333	1-1	1.000	1	2	3	4	5	0	8
Wake Forest	11/29/2022	*	14:18	1-2	.500	1-2	.500	0-0	.000	0	1	1	4	0	5	3
at Marquette	12/03/2022	*	37:06	3-11	.273	2-6	.333	0-0	.000	2	2	4	4	0	1	8
Maryland	12/06/2022	*	22:58	3-5	.600	1-3	.333	1-2	.500	1	5	6	4	2	0	8
at Iowa	12/11/2022	*	22:48	2-4	.500	1-3	.333	0-0	.000	0	2	2	4	0	2	5
Lehigh	12/15/2022	*	25:19	5-8	.625	4-6	.667	0-0	.000	0	5	5	4	1	0	14
Western Mich.	12/30/2022	*	24:15	3-7	.429	2-6	.333	1-2	.500	0	2	2	3	9	1	9
Minnesota	01/03/2023	*	27:39	3-5	.600	1-3	.333	0-0	.000	1	7	8	4	2	0	7
at Illinois	01/07/2023	*	26:15	2-4	.500	1-3	.333	0-1	.000	0	4	4	4	2	3	5
Michigan St.	01/10/2023	*	22:20	0-2	.000	0-1	.000	0-0	.000	1	2	3	4	1	2	0
at Indiana	01/14/2023	*	13:50	0-2	.000	0-2	.000	0-0	.000	0	0	0	3	9	1	0
Penn St.	01/17/2023	*	29:15	2-7	.286	0-3	.000	0-0	.000	1	5	6	4	0	1	4
at Northwestern	01/23/2023	*	37:35	6-10	.600	3-6	.500	0-0	.000	3	3	6	4	1	5	15
Totals			17	455:49	45-108	.417	21-65	.323	7-12	.583	17	57	74	4.1	34	118

CAREER STATISTICS

DAVIS, Jordan																
SEASON	TEAM	GP-GS	MIN/AVG	Field Goals		3-Point		F-Throws		Rebounds		PF-FO	A	TO	BLK	PTS
				FG-FGA	FG%	3FG-3FGA	3FG%	FT-FTA	FT%	OFF	DEF					
2020-21	Wisc	13-0	20/1.6	3-6	.500	2-5	.400	0-0	.000	0	1	1	0.1	0-0	0	8
2021-22	Wisc	27-0	175/6.5	13-40	.325	8-28	.286	1-3	.333	9	15	24	0.9	19-0	4	35
2022-23	Wisc	18-17	456/25.3	45-108	.417	21-65	.323	7-12	.583	17	57	74	4.1	34-2	10	118
TOTAL		58-17	652/11.2	61-154	.396	31-98	.316	8-15	.533	26	73	99	1.7	53-2	14	161

3 | CONNOR ESSEGIAN

Freshman | Guard | 6-4 | 185
Fort Wayne, Ind. | Central Noble



Twitter: @CEssegian | Instagram: @connoressegian

INDIVIDUAL BENCHMARKS

	SEASON	CAREER
GP/GS:	18/2	18/2
5+ POINTS:	17	17
10+ POINTS:	12	12
2+ 3-PTERS MADE:	15	15
LED TEAM IN 3FGS:	8	8

GET TO KNOW CONNOR

True freshman guard Connor Essegian (pronounced "eh-SEE-gin") begins his first season with the Badgers after finishing his high school career as one of the most prolific prep scorers in Indiana basketball history. The 6-foot-4 guard from Fort Wayne, Indiana scored 2,526 career points for Central Noble High School, which ranked No. 10 on the all-time scoring list in the state of Indiana. Finishing as Central Noble's all-time leading scorer, he broke a record that stood for 44 years. His senior season, Essegian averaged over 26 points per game, converting 43 percent from 3-point range and 68 percent overall from the floor. He led Central Noble to the Class 2A state basketball championship game his senior season. As a sophomore, Essegian led Central Noble to its first NECC Tournament title in 50 years and the best season in program history at 22-5 overall. He scored 648 points that sophomore season, which went down as the highest single-season scoring total in Noble county history.

TOP PERFORMANCES

- **vs. #3 Kansas (11/24/22):** Played a career-high 31 minutes off the bench, sparking the Badgers with 17 points (6-12 FG), plus 5 rebounds.
- **vs. USC (11/25/22):** Hit a career-high 4 triples, finishing with 12 points (4-6 3FG) and 4 rebounds.
- **vs. Dayton (11/23/22):** Scored a team-high 13 points (3-6 FG, 2-4 3FG) in 19 minutes off the bench.

SEASON HIGHS

POINTS: 17 vs. Kansas (11/24/22)
FIELD GOALS: 6 vs. Kansas (11/24/22)
FG ATTEMPTS: 13 at Indiana (1/14/23)
3-POINT FGS: 4 vs. USC (11/25/22)
3-POINT FGAS: 8 at Northwestern (1/23/23)
FREE THROWS: 5 vs. Dayton (11/23/22)
FT ATTEMPTS: 5 (2x) MR vs. Minnesota (1/3/23)
REBOUNDS: 11 at Indiana (1/14/23)
ASSISTS: 3 (2x) MR vs. Maryland (12/6/22)
BLOCKS: 1 (2x) MR vs. Maryland (12/6/22)
STEALS: 2 vs. Minnesota (1/3/23)
MINUTES: 35 at Northwestern (1/23/23)

CAREER HIGHS

POINTS: 17 vs. Kansas (11/24/22)
FIELD GOALS: 6 vs. Kansas (11/24/22)
FG ATTEMPTS: 13 at Indiana (1/14/23)
3-POINT FGS: 4 vs. USC (11/25/22)
3-POINT FGAS: 8 at Northwestern (1/23/23)
FREE THROWS: 5 vs. Dayton (11/23/22)
FT ATTEMPTS: 5 (2x) MR vs. Minnesota (1/3/23)
REBOUNDS: 11 at Indiana (1/14/23)
ASSISTS: 3 (2x) MR vs. Maryland (12/6/22)
BLOCKS: 1 (2x) MR vs. Maryland (12/6/22)
STEALS: 2 vs. Minnesota (1/3/23)
MINUTES: 35 at Northwestern (1/23/23)

GAME-BY-GAME STATISTICS

#3 ESSEGIAN, Connor

Opponent	Date	GS	MIN	Total		3-Pointers		Free throws		Rebounds		PF	A	TO	BLK	STL	PTS	AVG		
				FG-FA	PCT	3FG-3FA	PCT	FT-FTA	PCT	OFF	DEF								TOT	AVG
South Dakota	11/07/2022		14:23	2-3	.667	2-3	.667	0-0	.000	0	1	1	1.0	2	1	1	0	6	6.0	
vs Stanford	11/11/2022		23:01	3-9	.333	2-4	.500	0-0	.000	0	2	2	1.5	1	0	0	0	8	7.0	
Green Bay	11/15/2022		07:29	0-1	.000	0-0	.000	2-2	1.000	0	1	1	1.3	0	0	2	0	2	5.3	
vs Dayton	11/23/2022		19:23	3-6	.500	2-4	.500	5-5	1.000	0	2	2	1.5	1	0	1	0	13	7.3	
vs Kansas	11/24/2022		31:05	6-12	.500	3-7	.429	2-2	1.000	1	4	5	2.2	2	1	1	0	17	9.2	
vs Southern California	11/25/2022		25:27	4-8	.500	4-6	.667	0-0	.000	0	4	4	2.5	1	0	1	0	12	9.7	
Wake Forest	11/29/2022		22:60	3-7	.429	2-5	.400	4-4	1.000	2	2	4	2.7	2	2	3	0	0	12	10.0
at Marquette	12/03/2022		22:50	5-10	.500	2-5	.400	0-0	.000	1	2	3	2.8	4	3	1	0	1	12	10.3
Maryland	12/06/2022		22:06	2-7	.286	2-5	.400	2-2	1.000	0	1	1	2.6	0	3	0	0	1	8	10.0
at Iowa	12/11/2022		32:15	5-11	.455	2-6	.333	2-2	1.000	0	6	6	2.9	0	1	3	0	1	14	10.4
Lehigh	12/15/2022		20:08	5-10	.500	3-7	.429	0-0	.000	2	4	6	3.2	1	0	1	0	1	13	10.6
Western Mich.	12/30/2022		23:07	2-6	.333	2-6	.333	2-2	1.000	0	2	2	3.1	2	1	0	0	0	8	10.4
Minnesota	01/03/2023		19:42	3-7	.429	1-3	.333	4-5	.800	0	4	4	3.2	1	0	1	0	2	11	10.5
at Illinois	01/07/2023		22:39	2-5	.400	1-3	.333	0-0	.000	0	0	0	2.9	3	0	2	0	0	5	10.1
Michigan St.	01/10/2023		27:40	5-7	.714	3-4	.750	0-0	.000	1	0	1	2.8	0	0	0	0	1	13	10.3
at Indiana	01/14/2023		33:18	4-13	.308	3-7	.429	3-4	.750	2	9	11	3.3	1	1	1	0	0	14	10.5
Penn St.	01/17/2023	*	33:20	4-7	.571	2-4	.500	0-0	.000	0	3	3	3.3	3	0	0	0	1	10	10.5
at Northwestern	01/23/2023	*	34:53	3-11	.273	2-8	.250	2-2	1.000	0	4	4	3.3	1	2	1	0	0	10	10.4
Totals			2 435:44	61-140	.436	38-87	.437	28-30	.933	9	51	60	3.3	25	15	19	0	12	188	10.4

CAREER STATISTICS

ESSEGIAN, Connor

		Field Goals		3-Point		F-Throws		Rebounds		Scoring										
SEASON	TEAM	GP-GS	MIN/AVG	FG-FGA	FG%	3FG-3FGA	3FG%	FT-FTA	FT%	OFF DEF	TOT	AVG	PF-FO	A	TO	BLK	STL	PTS	AVG	
2022-23	Wisc	18-2	436/24.2	61-140	.436	38-87	.437	28-30	.933	9	51	60	3.3	25-0	15	19	0	12	188	10.4
TOTAL		18-2	436/24.2	61-140	.436	38-87	.437	28-30	.933	9	51	60	3.3	25-0	15	19	0	12	188	10.4

4 | KAMARI McGEE

Sophomore | Guard | 6-0 | 180
Racine, Wis. | Racine St. Catherine's (Green Bay)



Twitter: @KamariMcGee | Instagram: @killa_kam

INDIVIDUAL BENCHMARKS

	SEASON	CAREER
GP/GS:	14/0	44/22
10+ POINTS:	--	16
20+ POINTS:	--	5
5+ REBOUNDS:	--	5
3+ ASSISTS:	--	9
2+ STEALS:	--	8
LED TEAM IN PTS:	--	11
LED TEAM IN AST:	--	12

GET TO KNOW KAMARI

A sophomore from Racine, Wisconsin, Kamari McGee returns home to play for the Badgers after transferring from Green Bay. The point guard was named to the 2021-22 Horizon League All-Freshman Team last season, playing in 30 games (20 starts) for the Phoenix as the team’s leading scorer with 11.6 points per game. McGee posted four 20-plus point performances in his freshman season at Green Bay, including a career-high 24 points against Wright State. A standout prep athlete at Racine St. Catherine’s, McGee helped lead the Angels to a 29-1 record his senior season and capture the 2020 WIAA Division 3 state championship. He averaged 17 points, seven rebounds and four assists per game as a senior.

TOP CAREER PERFORMANCES

- at Marquette (12/03/22): Scored his first points as a Badger, finishing with 5 pts off the bench in a win.
- WRIGHT STATE (2/9/22): Finished with a career-high 24 points, 5 rebounds and 5 steals.

SEASON HIGHS

POINTS: 5 vs. Marquette (12/3/22)
FIELD GOALS: 2 vs. Marquette (12/3/22)
FG ATTEMPTS: 3 vs. Marquette (12/3/22)
3-POINT FGS: 1 (2x) MR at Northwestern (1/23/23)
3-POINT FGAS: 2 vs. Marquette (12/3/22)
FREE THROWS: 1 vs. Western Michigan (12/30/22)
FT ATTEMPTS: 2 vs. Western Michigan (12/30/22)
REBOUNDS: 2 (2x) MR vs. Marquette (12/3/22)
ASSISTS: 2 (2x) MR vs. Lehigh (12/15/22)
BLOCKS: --
STEALS: 1 (3x) MR vs. Lehigh (12/15/22)
MINUTES: 12 vs. Lehigh (12/15/22)

CAREER HIGHS

POINTS: 24 vs. Wright State (2/9/22)*
FIELD GOALS: 9 (2x) MR vs. Wright State (2/9/22)*
FG ATTEMPTS: 19 vs. UIC (1/15/22)*
3-POINT FGS: 2 (9x) MR vs. Detroit (3/1/22)*
3-POINT FGAS: 8 at Milwaukee (2/13/22)*
FREE THROWS: 8 vs. Milwaukee (1/5/22)*
FT ATTEMPTS: 8 vs. Milwaukee (1/5/22)*
REBOUNDS: 9 (2x) MR vs. Detroit (3/1/22)*
ASSISTS: 4 (2x) MR vs. Cleveland St (2/20/22)*
BLOCKS: 1 (2x) MR vs. Pur-Ft Wayne (2/18/22)*
STEALS: 4 at IUPUI (2/26/22)*
MINUTES: 40 vs. UIC (1/15/22)*

*recorded at Green Bay

GAME-BY-GAME STATISTICS

#4 MCGEE, Kamari

Opponent	Date	GS	MIN	Total		3-Pointers		Free throws		Rebounds				PF		A		BLK		STL		PTS		AVG
				FG-FGA	PCT	3FG-3FGA	PCT	FT-FTA	PCT	OFF	DEF	TOT	AVG	PF	A	TO	BLK	STL	PTS					
South Dakota	11/07/2022		08:02	0-1	.000	0-1	.000	0-0	.000	0	2	2	2.0	2	2	1	0	1	0	0	0.0			
vs Stanford	11/11/2022		01:37	0-0	.000	0-0	.000	0-0	.000	0	0	0	1.0	1	0	0	0	0	0	0	0.0			
Green Bay	11/15/2022		05:30	0-0	.000	0-0	.000	0-0	.000	0	0	0	0.7	1	1	1	0	0	0	0	0.0			
vs Kansas	11/24/2022		04:44	0-0	.000	0-0	.000	0-0	.000	0	1	1	0.8	3	0	0	0	0	0	0	0.0			
at Marquette	12/03/2022		09:55	2-3	.667	1-2	.500	0-0	.000	1	1	2	1.0	0	0	1	0	0	0	5	1.0			
Maryland	12/06/2022		02:31	0-0	.000	0-0	.000	0-0	.000	0	0	0	0.8	0	0	0	0	0	0	0	0.8			
at Iowa	12/11/2022		03:47	0-1	.000	0-1	.000	0-0	.000	0	0	0	0.7	0	0	0	0	0	1	0	0.7			
Lehigh	12/15/2022		11:53	0-1	.000	0-1	.000	0-0	.000	0	1	1	0.8	2	2	1	0	1	0	0	0.6			
Western Mich.	12/30/2022		08:41	0-1	.000	0-1	.000	1-2	.500	0	1	1	0.8	0	1	0	0	0	0	1	0.7			
Minnesota	01/03/2023		03:30	0-0	.000	0-0	.000	0-0	.000	0	0	0	0.7	0	0	0	0	0	0	0	0.6			
at Illinois	01/07/2023		02:29	0-1	.000	0-1	.000	0-0	.000	0	0	0	0.6	1	0	1	0	0	0	0	0.5			
at Indiana	01/14/2023		01:43	1-1	1.000	0-0	.000	0-0	.000	0	0	0	0.6	0	0	0	0	0	0	2	0.7			
Penn St.	01/17/2023		02:45	0-0	.000	0-0	.000	0-0	.000	0	0	0	0.5	0	0	0	0	0	0	0	0.6			
at Northwestern	01/23/2023		06:38	1-1	1.000	1-1	1.000	0-0	.000	0	1	1	0.6	2	0	0	0	0	0	3	0.8			
Totals		0	73:45	4-10	.400	2-8	.250	1-2	.500	1	7	8	0.6	12	6	5	0	3	11	0.8				

CAREER STATISTICS

MCGEE, Kamari

SEASON	TEAM	GP-GS	MIN/AVG	Field Goals		3-Point		F-Throws		Rebounds				PF		A		BLK		STL		Scoring	
				FG-FGA	FG%	3FG-3FGA	3FG%	FT-FTA	FT%	OFF	DEF	TOT	AVG	PF-FO	A	TO	BLK	STL	PTS	AVG			
2021-22	GB	30-21	873/29.1	132-340	.388	25-91	.275	59-73	.808	16	67	83	2.8	72-1	58	76	2	32	348	11.6			
2022-23	Wisc	14-0	74/5.3	4-10	.400	2-8	.250	1-2	.500	1	7	8	0.6	12-0	6	5	0	3	11	0.8			
TOTAL FOR Wisc		14-0	74/5.3	4-10	.400	2-8	.250	1-2	.500	1	7	8	0.6	12-0	6	5	0	3	11	0.8			
TOTAL		44-21	947/21.5	136-350	.389	27-99	.273	60-75	.800	17	74	91	2.1	84-1	64	81	2	35	359	8.2			

5 | TYLER WAHL

Senior | Forward | 6-9 | 225
Lakeville, Minn. | Lakeville North



Twitter: @tjwahl01 | Instagram: @tjwahl01

INDIVIDUAL BENCHMARKS		
	SEASON	CAREER
GP/GS:	15/15	109/68
10+ POINTS:	11	35
20+ POINTS:	2	5
5+ REBOUNDS:	12	54
10+ REBOUNDS:	2	9
DOUBLE-DOUBLES:	2	6
2+ BLOCKS:	2	14
LED UW IN PTS:	4	8
LED UW IN REB:	7	23

GET TO KNOW TYLER

Senior forward Tyler Wahl has not only become one of the most valuable players in the Big Ten, but one of the most versatile in the country. Wahl is the most experienced Badger on this season's squad. Skilled both defensively and offensively, Wahl averaged 11.4 points and 5.9 rebounds per game last season, while also leading the team in steals (37) and ranking second in blocks (25). One of Wahl's best performances came in UW's Big Ten title-clinching home win over No. 8 Purdue, during which he posted a team-high 19 points, five steals, two blocks, two rebounds and two assists. As a prep senior at Lakeville North, Wahl averaged 18.0 points, 10.0 rebounds and 6.6 assists per game, leading the Panthers to a 27-5 record, the school's first-ever conference title, and an appearance in the Class AAAA state championship game. He earned back-to-back AP second-team All-State honors as a junior and senior, setting the school record for rebounds (905) and finishing third in Panther history with 1,397 points.

- HONORS
- 2022 Battle 4 Atlantis All-Tournament Team
 - 2022 All-Big Ten Honorable Mention

- TOP SEASON PERFORMANCES
- **vs. #3 Kansas (11/24/22):** Matched a career-high with 23 points, plus 10 reb, 3 stl and 2 ast.
 - **SOUTH DAKOTA (11/7/22):** Posted his 5th career double-double with 19 points and 10 rebounds.
 - **#8 PURDUE (3/1/22):** Team-high 19 points and career-high 5 steals in conference clinching win
 - **RUTGERS (2/12/22):** Led UW with a career-high 23 points (9-14 FG, 1-1 3FG, 4-5 FT), 3 reb, 2 ast, 2 stl
 - **#16 OHIO STATE (1/13/22):** Scored 20 points, grabbed 7 rebounds, dished 6 assists, and 3 steals

SEASON HIGHS			CAREER HIGHS		
POINTS:	23 vs. Kansas (11/24/22)		POINTS:	23 (2x) MR vs. Kansas (11/24/22)	
FIELD GOALS:	9 at Iowa (12/11/22)		FIELD GOALS:	9 (2x) MR at Iowa (12/11/22)	
FG ATTEMPTS:	19 vs. Kansas (11/24/22)		FG ATTEMPTS:	19 vs. Kansas (11/24/22)	
3-POINT FGS:	1 (6x) MR at Northwestern (1/23/23)		3-POINT FGS:	2 (3x) MR vs. Ohio State (1/13/22)	
3-POINT FGAS:	4 at Northwestern (1/23/23)		3-POINT FGAS:	5 at Nebraska (2/10/21)	
FREE THROWS:	9 vs. South Dakota (11/7/22)		FREE THROWS:	9 vs. South Dakota (11/7/22)	
FT ATTEMPTS:	10 vs. South Dakota (11/7/22)		FT ATTEMPTS:	12 vs. Illinois St (12/29/21)	
REBOUNDS:	10 (2x) MR vs. Kansas (11/24/22)		REBOUNDS:	15 vs. Green Bay (12/1/20)	
ASSISTS:	4 (2x) MR vs. Lehigh (12/15/22)		ASSISTS:	6 vs. Ohio State (1/13/22)	
BLOCKS:	2 (2x) MR vs. W Michigan (12/30/22)		BLOCKS:	4 vs. Saint Mary's (11/24/21)	
STEALS:	4 at Iowa (12/6/22)		STEALS:	5 (2x) MR vs. Nebraska (3/6/22)	
MINUTES:	40 at Iowa (12/11/22)		MINUTES:	40 at Iowa (12/11/22)	

GAME-BY-GAME STATISTICS																								
#5 WAHL, Tyler																								
Opponent	Date	GS	MIN	Total		3-Pointers		Free throws		Rebounds				PF	A	TO	BLK	STL	PTS	AVG				
				FG	PCT	3FG	PCT	FT	PCT	OFF	DEF	TOT	AVG											
South Dakota	11/07/2022	*	26:58	5-11	.455	0-3	.000	9-10	.900	3	7	10	10.0	2	4	3	1	2	19	19.0				
vs Stanford	11/11/2022	*	32:48	6-13	.462	1-2	.500	4-8	.500	1	4	5	7.5	2	0	2	0	3	17	18.0				
Green Bay	11/15/2022	*	23:49	2-11	.182	0-1	.000	4-4	1.000	2	7	9	8.0	4	0	4	0	0	8	14.7				
vs Dayton	11/23/2022	*	24:06	1-8	.125	0-2	.000	1-1	1.000	2	1	3	6.8	4	0	3	0	1	3	11.8				
vs Kansas	11/24/2022	*	35:00	8-19	.421	0-1	.000	7-8	.875	3	7	10	7.4	4	2	2	0	3	23	14.0				
vs Southern California	11/25/2022	*	35:22	6-12	.500	0-1	.000	2-3	.667	1	8	9	7.7	0	3	2	0	0	14	14.0				
Wake Forest	11/29/2022	*	30:55	6-14	.429	0-1	.000	5-5	1.000	1	3	4	7.1	3	2	2	0	0	17	14.4				
at Marquette	12/03/2022	*	38:33	6-12	.500	1-3	.333	2-4	.500	0	7	7	7.1	3	1	5	1	2	15	14.5				
Maryland	12/06/2022	*	28:48	3-10	.300	0-1	.000	3-7	.429	0	5	5	6.9	5	3	3	2	1	9	13.9				
at Iowa	12/11/2022	*	40:05	9-14	.643	1-2	.500	2-5	.400	1	6	7	6.9	4	3	4	0	4	21	14.6				
Lehigh	12/15/2022	*	31:50	5-11	.455	1-1	1.000	2-4	.500	2	5	7	6.9	0	4	3	0	2	13	14.5				
Western Mich.	12/30/2022	*	25:45	5-10	.500	0-0	.000	0-2	.000	1	4	5	6.8	2	2	2	2	0	10	14.1				
Minnesota	01/03/2023	*	08:50	1-5	.200	0-1	.000	0-0	.000	0	2	2	6.4	0	0	0	1	0	2	13.2				
Penn St.	01/17/2023	*	32:50	3-10	.300	1-1	1.000	3-6	.500	2	3	5	6.3	3	2	1	1	1	10	12.9				
at Northwestern	01/23/2023	*	35:01	4-10	.400	1-4	.250	2-5	.400	1	4	5	6.2	4	3	4	0	0	11	12.8				
Totals			15 450:40	70-170	.412	6-24	.250	46-72	.639	20	73	93	6.2	40	29	40	8	19	192	12.8				

CAREER STATISTICS																								
WAHL, Tyler																								
				Field Goals		3-Point		F-Throws		Rebounds										Scoring				
SEASON	TEAM	GP-GS	MIN	AVG	FG-FGA	FG%	3FG-3FGA	3FG%	FT-FTA	FT%	OFF	DEF	TOT	AVG	PF-FO	A	TO	BLK	STL	PTS	AVG			
2019-20	Wisc	31-3	478	15.4	34-79	.430	6-28	.214	7-18	.389	34	48	82	2.6	64-0	32	33	5	20	81	2.6			
2020-21	Wisc	31-18	762	24.6	58-133	.436	10-36	.278	34-60	.567	33	100	133	4.3	68-1	42	28	21	31	160	5.2			
2021-22	Wisc	32-32	973	30.4	145-281	.516	6-37	.162	70-100	.700	52	137	189	5.9	80-1	49	52	25	37	366	11.4			
2022-23	Wisc	15-15	451	30.0	70-170	.412	6-24	.250	46-72	.639	20	73	93	6.2	40-1	29	40	8	19	192	12.8			
TOTAL		109-68	2663	24.4	307-663	.463	28-125	.224	157-250	.628	139	358	497	4.6	252-3	152	153	59	107	799	7.3			

11 | MAX KLESMIT

Junior | Guard | 6-3 | 200
Neenah, Wis. | Neenah



Twitter: @maxkle2 | Instagram: @maxklesmit

INDIVIDUAL BENCHMARKS

	SEASON	CAREER
GP/GS:	17/17	67/50
10+ POINTS:	4	36
20+ POINTS:	--	7
5+ REBOUNDS:	2	14
3+ ASSISTS:	3	13
LED TEAM IN PTS:	--	12
LED TEAM IN 3FGS:	--	16

GET TO KNOW MAX

A junior guard from Neenah, Wisconsin, Max Klesmit returns home to the state of Wisconsin looking to live out a life-long dream of playing for the Badgers. Klesmit spent the last two seasons at Wofford, where he played in 50 games and made 33 starts. The team's second-leading scorer his sophomore season, Klesmit was a third-team All-Southern Conference honoree after he averaged 14.9 points per game and shot 44.6 percent from the floor. A standout prep athlete at Neenah High School, Klesmit was named the Fox Valley Association Player of the Year as a senior, averaging 25.5 points and 7.8 rebounds per game while leading the Rockets to a 23-2 record and a section final.

HONORS

- 2021-22 Third-Team All-Southern Conference
- 2020-21 Southern Conference All-Freshman Team
- 2020-21 Southern Conference Academic Honor Roll

TOP CAREER PERFORMANCES

- vs. #3 Kansas (11/24/22): Played a career-high 43 minutes, finishing with 13 points (4-6 FG, 2-3 3FG).
- SOUTH DAKOTA (11/7/22): Made his Badger debut, finishing with 11 points (2-3 3FG).
- THE CITADEL (1/19/22): Matched career-high with 27 points (10-16 FG, 5-8 3FG), plus 5 rebounds
- at South Carolina (11/23/22): Scored a career-high 27 points (8-10 FG, 5-7 3FG), plus 4 steals

SEASON HIGHS

POINTS: 13 (2x) MR vs. Marquette (12/3/22)
FIELD GOALS: 4 (4x) MR at Indiana (1/14/23)
FG ATTEMPTS: 10 at Indiana (1/14/23)
3-POINT FGS: 2 (5x) MR at Illinois (1/7/23)
3-POINT FGAS: 5 (3x) MR at Indiana (1/14/23)
FREE THROWS: 4 vs. Marquette (12/3/22)
FT ATTEMPTS: 5 vs. Marquette (12/3/22)
REBOUNDS: 5 (2x) MR vs. Dayton (11/23/22)
ASSISTS: 4 vs. Marquette (12/3/22)
BLOCKS: 1 (4x) MR at Illinois (1/7/23)
STEALS: 3 (2x) MR at Indiana (1/14/23)
MINUTES: 43 vs. Kansas (11/24/22)

CAREER HIGHS

POINTS: 27 (2x) MR vs. The Citadel (1/19/22)*
FIELD GOALS: 10 vs. The Citadel (1/19/22)*
FG ATTEMPTS: 16 (3x) MR at Chattanooga (1/26/22)*
3-POINT FGS: 5 (2x) MR vs. The Citadel (1/19/22)*
3-POINT FGAS: 10 (3x) MR vs. ETSU (2/5/22)*
FREE THROWS: 7 (2x) MR at Samford (2/9/22)*
FT ATTEMPTS: 10 at Samford (2/9/22)*
REBOUNDS: 7 at The Citadel (1/27/22)*
ASSISTS: 6 vs. W Carolina (2/12/22)*
BLOCKS: 1 (4x) MR at Illinois (1/7/23)
STEALS: 5 at The Citadel (2/16/22)*
MINUTES: 43 vs. Kansas (11/24/22)

*recorded at Wofford

GAME-BY-GAME STATISTICS

#11 KLESMIT, Max

Opponent	Date	GS	MIN	Total		3-Pointers		Free throws		Rebounds			PF	A	TO	BLK	STL	PTS	AVG		
				FG	FGA	PCT	3FG	3FGA	PCT	FT	FTA	PCT								OFF	DEF
South Dakota	11/07/2022	*	30:39	3-6	.500	2-3	.667	3-4	.750	0	4	4	4.0	2	0	2	0	1	11	11.0	
vs Stanford	11/11/2022	*	16:59	0-1	.000	0-1	.000	0-0	.000	0	3	3	3.5	4	1	0	0	1	0	5.5	
Green Bay	11/15/2022	*	35:57	2-5	.400	2-4	.500	3-4	.750	1	4	5	4.0	1	1	0	0	2	9	6.7	
vs Dayton	11/23/2022	*	22:14	1-5	.200	1-3	.333	0-0	.000	0	5	5	4.3	2	0	1	1	2	3	5.8	
vs Kansas	11/24/2022	*	43:08	4-6	.667	2-3	.667	3-4	.750	0	1	1	3.6	2	2	0	0	1	13	7.2	
vs Southern California	11/25/2022	*	30:50	0-2	.000	0-1	.000	0-0	.000	0	1	1	3.2	3	2	1	0	0	0	6.0	
Wake Forest	11/29/2022	*	36:07	1-3	.333	0-2	.000	0-0	.000	0	1	1	2.9	2	3	1	0	3	2	5.4	
at Marquette	12/03/2022	*	34:22	4-8	.500	1-3	.333	4-5	.800	0	3	3	2.9	3	4	2	0	2	13	6.4	
Maryland	12/06/2022	*	34:27	2-6	.333	1-3	.333	2-2	1.000	0	3	3	2.9	2	2	1	0	2	7	6.4	
at Iowa	12/11/2022	*	30:20	3-5	.600	1-2	.500	0-0	.000	0	2	2	2.8	3	2	1	0	1	7	6.5	
Lehigh	12/15/2022	*	29:19	3-5	.600	2-3	.667	0-0	.000	0	1	1	2.6	1	3	1	0	1	8	6.6	
Western Mich.	12/30/2022	*	31:12	3-5	.600	1-3	.333	0-0	.000	0	0	0	2.4	0	0	0	0	1	7	6.7	
Minnesota	01/03/2023	*	34:58	2-8	.250	1-4	.250	0-0	.000	0	1	1	2.3	3	3	2	1	3	5	6.5	
at Illinois	01/07/2023	*	33:13	4-9	.444	2-5	.400	1-3	.333	1	3	4	2.4	4	1	0	1	2	11	6.9	
Michigan St.	01/10/2023	*	28:53	2-7	.286	1-5	.200	2-2	1.000	0	2	2	2.4	4	0	1	0	2	7	6.9	
at Indiana	01/14/2023	*	32:53	4-10	.400	1-5	.200	0-3	.000	1	1	2	2.4	2	1	0	0	3	9	7.0	
Penn St.	01/17/2023	*	09:47	1-4	.250	1-3	.333	0-0	.000	0	1	1	2.3	2	0	0	0	0	3	6.8	
Totals			17	515:19	39-95	.411	19-53	.358	18-27	.667	3	36	39	2.3	40	25	13	3	27	115	6.8

CAREER STATISTICS

KLESMIT, Max

SEASON	TEAM	Field Goals										3-Point				F-Throws				Rebounds				Scoring			
		GP-GS	MIN/AVG	FG-FGA	FG%	3FG-3FGA	3FG%	FT-FTA	FT%	OFF	DEF	TOT	AVG	PF-FO	A	TO	BLK	STL	PTS	AVG							
2020-21	WOF	19-2	429/22.6	54-116	.466	25-67	.373	22-26	.846	9	43	52	2.7	46-1	22	23	0	24	155	8.2							
2021-22	WOF	31-31	986/31.8	156-350	.446	68-200	.340	82-98	.837	13	73	86	2.8	84-2	60	66	3	50	462	14.9							
2022-23	Wisc	17-17	515/30.3	39-95	.411	19-53	.358	18-27	.667	3	36	39	2.3	40-0	25	13	3	27	115	6.8							
TOTAL FOR Wisc		17-17	515/30.3	39-95	.411	19-53	.358	18-27	.667	3	36	39	2.3	40-0	25	13	3	27	115	6.8							
TOTAL		67-50	1930/28.8	249-561	.444	112-320	.350	122-151	.808	25	152	177	2.6	170-3	107	102	6	101	732	10.9							

14 | CARTER GILMORE

Junior | Forward | 6-7 | 225
Hartland, Wis. | Arrowhead



Twitter: @CarterGilmore03 | Instagram: @cartergilmore_

INDIVIDUAL BENCHMARKS

	SEASON	CAREER
GP/GS:	18/3	49/3
5+ POINTS:	5	6
10+ POINTS:	--	--
5+ REBOUNDS:	3	5
2+ BLOCKS:	--	1

GET TO KNOW CARTER

Carter Gilmore is now in his third season with the Badgers. Last year, he played in 22 games for UW and came off the bench averaging 7.8 minutes per contest. He scored a season-high 5 points in UW's opener against St. Francis Brooklyn. A preferred walk-on who has since earned a scholarship, Gilmore was a standout in-state recruit at Arrowhead. Named the Classic Eight Conference Player of the Year, Gilmore led Arrowhead to a program-best record of 23-1 and a regional championship his senior season. Gilmore finished his prep career as Arrowhead's all-time leading scorer (1,565 pts). As a senior, he averaged 26.8 points, 11.3 rebounds and 5.6 assists per game. Carter's father, Brian, was on the coaching staff of Bo Ryan's first Division III national championship team at UW-Platteville in 1991. Carter's mother, Stephanie, was a stand-out player on the UW-Platteville women's team, inducted into the WIAC Hall of Fame in 2018.

TOP CAREER PERFORMANCES

- GREEN BAY (11/15/22): Played a season-high 21 minutes, matching career highs with 5 points and 5 rebounds, plus 1 assist and 1 steal in the win.

SEASON HIGHS

POINTS: 8 at Iowa (12/11/22)
FIELD GOALS: 4 at Iowa (12/11/22)
FG ATTEMPTS: 7 at Iowa (12/11/22)
3-POINT FGS: 1 (4x) MR vs. W Michigan (12/30/22)
3-POINT FGAS: 2 (3x) MR at Indiana (1/14/23)
FREE THROWS: 2 (2x) MR at Northwestern (1/23/23)
FT ATTEMPTS: 5 vs. Maryland (12/6/22)
REBOUNDS: 7 at Illinois (1/7/23)
ASSISTS: 3 (2x) MR vs. W Michigan (12/30/22)
BLOCKS: 1 (2x) MR vs. Maryland (12/6/22)
STEALS: 2 (2x) MR vs. Kansas (11/24/22)
MINUTES: 33 at Indiana (1/14/23)

CAREER HIGHS

POINTS: 8 at Iowa (12/11/22)
FIELD GOALS: 4 at Iowa (12/11/22)
FG ATTEMPTS: 7 at Iowa (12/11/22)
3-POINT FGS: 1 (4x) MR vs. W Michigan (12/30/22)
3-POINT FGAS: 3 at Purdue (1/3/22)
FREE THROWS: 2 (3x) MR at Northwestern (1/23/23)
FT ATTEMPTS: 5 vs. vs. Maryland (12/6/22)
REBOUNDS: 7 at Illinois (1/7/23)
ASSISTS: 3 (2x) MR vs. W Michigan (12/30/22)
BLOCKS: 1 (2x) MR vs. Maryland (12/6/22)
STEALS: 2 (2x) MR vs. Kansas (11/24/22)
MINUTES: 33 at Indiana (1/14/23)

GAME-BY-GAME STATISTICS

#14 GILMORE, Carter

Opponent	Date	GS	MIN	Total		3-Pointers		Free throws		Rebounds				PF	A	TO	BLK	STL	PTS	AVG
				FG-FGA	PCT	3FG-3FGA	PCT	FT-FTA	PCT	OFF	DEF	TOT	AVG							
South Dakota	11/07/2022		12:12	1-1	1.000	0-0	.000	0-0	.000	2	1	3	3.0	0	1	0	0	1	2	2.0
vs Stanford	11/11/2022		12:07	1-4	.250	0-0	.000	0-0	.000	0	1	1	2.0	3	0	0	1	2	2	2.0
Green Bay	11/15/2022		20:44	2-4	.500	1-1	1.000	0-0	.000	2	3	5	3.0	4	1	2	0	1	5	3.0
vs Dayton	11/23/2022		19:28	0-3	.000	0-1	.000	0-0	.000	1	2	3	3.0	3	0	0	0	1	0	2.3
vs Kansas	11/24/2022		14:09	2-3	.667	0-0	.000	0-0	.000	1	1	2	2.8	2	0	0	0	2	4	2.6
vs Southern California	11/25/2022		12:19	1-3	.333	0-1	.000	0-0	.000	0	1	1	2.5	1	0	0	0	1	2	2.5
Wake Forest	11/29/2022		17:50	0-1	.000	0-1	.000	0-1	.000	0	1	1	2.3	0	2	0	0	1	0	2.1
at Marquette	12/03/2022		17:59	0-0	.000	0-0	.000	0-2	.000	1	2	3	2.4	1	3	0	0	1	0	1.9
Maryland	12/06/2022		23:27	2-4	.500	1-2	.500	2-5	.400	0	3	3	2.4	3	1	1	1	0	7	2.4
at Iowa	12/11/2022		21:22	4-7	.571	0-2	.000	0-0	.000	3	1	4	2.6	3	0	1	0	1	8	3.0
Lehigh	12/15/2022		16:21	2-6	.333	0-1	.000	1-2	.500	3	2	5	2.8	0	0	0	0	0	5	3.2
Western Mich.	12/30/2022		19:32	1-2	.500	1-1	1.000	0-0	.000	2	0	2	2.8	3	3	0	0	1	3	3.2
Minnesota	01/03/2023		29:53	1-3	.333	0-0	.000	0-0	.000	0	0	0	2.5	4	1	0	0	1	2	3.1
at Illinois	01/07/2023	*	30:36	2-3	.667	0-0	.000	0-1	.000	3	4	7	2.9	3	1	1	0	0	4	3.1
Michigan St.	01/10/2023	*	28:41	2-3	.667	1-1	1.000	0-0	.000	0	1	1	2.7	3	1	0	0	0	5	3.3
at Indiana	01/14/2023	*	33:05	2-5	.400	0-2	.000	0-0	.000	0	2	2	2.7	2	1	2	0	0	4	3.3
Penn St.	01/17/2023		13:46	0-0	.000	0-0	.000	0-0	.000	1	1	2	2.6	0	0	0	1	0	0	3.1
at Northwestern	01/23/2023		09:27	1-1	1.000	0-0	.000	2-2	1.000	2	0	2	2.6	1	1	0	0	0	4	3.2
Totals			3 352:58	24-53	.453	4-13	.308	5-13	.385	21	26	47	2.6	36	16	7	3	13	57	3.2

CAREER STATISTICS

GILMORE, Carter

			Field Goals		3-Point		F-Throws		Rebounds								Scoring				
SEASON	TEAM	GP-GS	MIN	AVG	FG-FGA	FG%	3FG-3FGA	3FG%	FT-FTA	FT%	OFF	DEF	TOT	AVG	PF-FO	A	TO	BLK	STL	PTS	AVG
2020-21	Wisc	9-0	16	1.8	1-5	.200	0-4	.000	0-0	.000	0	3	3	0.3	2-0	0	0	0	0	2	0.2
2021-22	Wisc	22-0	172	7.8	7-27	.259	1-13	.077	4-7	.571	6	16	22	1.0	20-0	8	2	4	2	19	0.9
2022-23	Wisc	18-3	353	19.6	24-53	.453	4-13	.308	5-13	.385	21	26	47	2.6	36-0	16	7	3	13	57	3.2
TOTAL		49-3	540	11.0	32-85	.376	5-30	.167	9-20	.450	27	45	72	1.5	58-0	24	9	7	15	78	1.6

22 | STEVEN CROWL

Junior | Forward | 7-0 | 245
Eagan, Minn. | Eastview



Twitter: @steven_crowl | Instagram: @stevencrowl

INDIVIDUAL BENCHMARKS

	SEASON	CAREER
GP/GS:	18/18	63/52
10+ POINTS:	10	13
20+ POINTS:	3	5
5+ REBOUNDS:	15	29
10+ REBOUNDS:	3	4
DOUBLE-DOUBLES:	2	3
LED UW IN PTS:	5	9
LED UW IN REB:	8	13

GET TO KNOW STEVEN

Steven Crowl is coming off a sophomore season jump that saw him go from playing a total of 39 minutes as a freshman to starting all 33 games for Wisconsin in his second year. Last year, the stretch 7-footer averaged 8.8 points and 4.4 rebounds per game, ranking second on the team shooting 49.6 percent from the floor. Highlighting the significance of his offensive contributions, the Badgers were 12-1 in games last season when Crowl scored in double figures. His best performance of the year came back home on the road at Minnesota, as the Eagan native scored a team-high 20 points (7-9 FG), while grabbing 7 rebounds in the win. Crowl had a standout prep career at Eastview High School, finishing as one of the most decorated players in school history as the school's all-time leading scorer (1,747 pts), rebounder (832 reb) and shot blocker (103 blk). As a senior, he averaged 26.7 points and 12 rebounds per game, while also leading his team in assists (4.3 apg).

TOP SEASON PERFORMANCES

- **at Minnesota (2/23/22):** Scored a team-high 20 pts, shooting 7-9 FG, 1-2 3FG, 5-6 FT, plus 7 reb.
- **PENN STATE (2/5/22):** Led UW with 13 points (3-5 3FG), plus a career-high 5 assists and 4 rebounds.
- **ILLINOIS ST (12/29/21):** Team-high 21 pts (7-8 FG, 2-2 3FG), plus 9 reb for a near double-double.
- **MARQUETTE (12/4/21):** Scored 15 points (6-9 FG, 2-3 3FG), while grabbing a team-high 8 rebounds.
- **ST. FRANCIS BKN (11/9/21):** Recorded a near double-double in his first career start, finishing with 11 points, 8 rebounds and 1 block.

SEASON HIGHS

POINTS: 25 vs. Western Michigan (12/30/22)
FIELD GOALS: 9 (4x) MR vs Penn State (1/17/23)
FG ATTEMPTS: 18 at Illinois (1/7/23)
3-POINT FGS: 3 vs. Western Michigan (12/30/22)
3-POINT FGAS: 7 at Illinois (1/7/23)
FREE THROWS: 4 (3x) MR vs. Western Michigan (12/6/22)
FT ATTEMPTS: 6 (2x) MR vs. Maryland (12/6/22)
REBOUNDS: 12 at Illinois (1/7/23)
ASSISTS: 7 (2x) MR at Iowa (12/11/22)
BLOCKS: 3 vs. Stanford (11/11/22)
STEALS: 2 vs. Minnesota (1/3/23)
MINUTES: 35 (2x) MR vs. Marquette (12/3/22)

CAREER HIGHS

POINTS: 25 vs. Western Michigan (12/30/22)
FIELD GOALS: 9 (4x) MR vs Penn State (1/17/23)
FG ATTEMPTS: 18 at Illinois (1/7/23)
3-POINT FGS: 3 (2x) MR vs. Western Michigan (12/30/22)
3-POINT FGAS: 7 at Illinois (1/7/23)
FREE THROWS: 5 (2x) MR at Minnesota (2/23/22)
FT ATTEMPTS: 7 vs. Illinois St (12/29/21)
REBOUNDS: 12 at Illinois (1/7/23)
ASSISTS: 7 (2x) MR at Iowa (12/11/22)
BLOCKS: 3 vs. Stanford (11/11/22)
STEALS: 2 vs. Minnesota (1/3/23)
MINUTES: 35 (2x) MR vs. Marquette (12/3/22)

GAME-BY-GAME STATISTICS

#22 CROWL, Steven

Opponent	Date	GS	MIN	Total			3-Pointers		Free throws		Rebounds			PF	A	TO	BLK	STL	PTS	AVG
				FG-FGA	PCT	3FG-3FGA	PCT	FT-FTA	PCT	OFF	DEF	TOT	AVG							
South Dakota	11/07/2022	*	24:50	4-8	.500	2-4	.500	2-3	.667	0	3	3	3.0	1	2	1	2	0	12	12.0
vs Stanford	11/11/2022	*	33:31	2-6	.333	1-4	.250	4-6	.667	2	9	11	7.0	4	2	2	3	0	9	10.5
Green Bay	11/15/2022	*	28:14	3-6	.500	1-1	1.000	2-3	.667	4	5	9	7.7	0	0	2	1	0	9	10.0
vs Dayton	11/23/2022	*	32:33	3-11	.273	0-4	.000	3-4	.750	3	4	7	7.5	2	4	2	0	0	9	9.8
vs Kansas	11/24/2022	*	34:49	2-6	.333	0-2	.000	0-1	.000	0	6	6	7.2	0	3	0	1	0	4	8.6
vs Southern California	11/25/2022	*	30:14	3-10	.300	1-5	.200	1-3	.333	2	5	7	7.2	0	3	1	1	0	8	8.5
Wake Forest	11/29/2022	*	29:24	5-9	.556	2-3	.667	3-4	.750	1	6	7	7.1	3	3	2	1	0	15	9.4
at Marquette	12/03/2022	*	35:20	3-4	.750	0-1	.000	2-2	1.000	2	2	4	6.8	4	7	3	0	0	8	9.3
Maryland	12/06/2022	*	29:23	4-7	.571	0-3	.000	4-6	.667	0	6	6	6.7	3	3	1	0	1	12	9.6
at Iowa	12/11/2022	*	27:36	6-11	.545	0-3	.000	0-1	.000	0	6	6	6.6	3	7	2	1	0	12	9.8
Lehigh	12/15/2022	*	26:49	6-11	.545	1-1	1.000	2-2	1.000	2	3	5	6.5	0	4	2	0	1	15	10.3
Western Mich.	12/30/2022	*	31:24	9-13	.692	3-5	.600	4-5	.800	3	5	8	6.6	1	2	1	0	0	25	11.5
Minnesota	01/03/2023	*	30:25	8-13	.615	1-2	.500	0-1	.000	1	4	5	6.5	3	1	3	0	2	17	11.9
at Illinois	01/07/2023	*	28:35	9-18	.500	1-7	.143	1-2	.500	4	8	12	6.9	3	3	2	1	0	20	12.5
Michigan St.	01/10/2023	*	34:08	9-17	.529	1-3	.333	0-1	.000	0	3	3	6.6	2	2	1	0	0	19	12.9
at Indiana	01/14/2023	*	30:05	2-8	.250	0-2	.000	1-4	.250	1	5	6	6.6	2	0	3	0	1	5	12.4
Penn St.	01/17/2023	*	33:24	9-16	.563	1-3	.333	2-4	.500	1	10	11	6.8	1	2	1	0	0	21	12.9
at Northwestern	01/23/2023	*	32:31	3-7	.429	0-3	.000	2-4	.500	1	8	9	6.9	2	3	0	0	1	8	12.7
Totals			18 553:15	90-181	.497	15-56	.268	33-56	.589	27	98	125	6.9	34	51	29	11	6	228	12.7

CAREER STATISTICS

CROWL, Steven

SEASON	TEAM	GP-GS	MIN/AVG	Field Goals		3-Point		F-Throws		Rebounds			Scoring							
				FG-FGA	FG%	3FG-3FGA	3FG%	FT-FTA	FT%	OFF	DEF	TOT	AVG	PF-FO	A	TO	BLK	STL	PTS	AVG
2020-21	Wisc	12-0	36/3.0	4-8	.500	0-1	.000	0-0	.000	4	5	9	0.8	9-0	2	3	1	0	8	0.7
2021-22	Wisc	33-33	834/25.3	114-230	.496	26-82	.317	36-45	.800	48	96	144	4.4	84-1	48	31	9	9	290	8.8
2022-23	Wisc	18-18	553/30.7	90-181	.497	15-56	.268	33-56	.589	27	98	125	6.9	34-0	51	29	11	6	228	12.7
TOTAL		63-51	1424/22.6	208-419	.496	41-139	.295	69-101	.683	79	199	278	4.4	127-1	101	63	21	15	526	8.3

23 | CHUCKY HEPBURN

Sophomore | Guard | 6-2 | 205
Omaha, Neb. | Bellevue West



Twitter: @ChuckyHepburn | Instagram: @chucky.hepburn

INDIVIDUAL BENCHMARKS		
	SEASON	CAREER
GP/GS:	18/18	51/51
10+ POINTS:	13	25
20+ POINTS:	2	2
3+ 3FGS:	8	12
3+ ASSISTS:	11	24
2+ STEALS:	9	20
LED UW IN PTS:	5	5
LED UW IN AST:	10	25

GET TO KNOW CHUCKY

Chucky Hepburn immediately stepped in and showed out for Wisconsin as a true freshman, living up to the praise from head coach Greg Gard who touted the point guard for his "vision and a feel to the floor that we've only had with a few guys the 20 years I've been here." The Big Ten All-Freshman Team honoree averaged 7.9 points per game in his debut season, while leading the team in assists and ranked second in steals. The first true freshman to start a season opener at Wisconsin since Devin Harris in 2001, Hepburn's mature game helped him maintain a 1.97 assist-to-turn-over ratio (77 ast, 39 to). Hepburn's heroics lifted the Badgers past No. 8 Purdue on March 1, 2022, as the freshman hit a go-ahead 3-pointer with 1.5 seconds left to finish with a career-high 17 points and help UW clinch a share of the Big Ten regular season championship.

- HONORS**
- 2022-23 Preseason All-Big Ten Honoree
 - 2022 Big Ten All-Freshman Team

- TOP SEASON PERFORMANCES**
- **WAKE FOREST (11/29/22):** Finished with a career-high 23 points, including a career-best 6 triples.
 - **vs. USC (11/25/22):** Matched a then-career-high 17 points (3-5 3FG), plus 4 assists to lead UW to a win.
 - **PURDUE (3/1/22):** Banked in game winning 3-point shot with 1.2 seconds remaining clinching the B1G regular season title for UW. Scored a then-career-high 17 points on 4-for-6 shooting from 3FG.
 - **at Rutgers (2/26/22):** Led UW with a game-high 5 assists, plus 13 points (2-4 3FG) and 2 steals in a win
 - **MARQUETTE (12/4/21):** Recorded career highs in points (15) and assists (6), plus 3 steals in the win

SEASON HIGHS			CAREER HIGHS		
POINTS:	23 vs. Wake Forest (11/29/22)		POINTS:	23 vs. Wake Forest (11/29/22)	
FIELD GOALS:	8 at Illinois (1/7/23)		FIELD GOALS:	8 at Illinois (1/7/23)	
FG ATTEMPTS:	18 (2x) MR at Illinois (1/7/23)		FG ATTEMPTS:	18 (2x) MR at Illinois (1/7/23)	
3-POINT FGS:	6 vs. Wake Forest (11/29/22)		3-POINT FGS:	6 vs. Wake Forest (11/29/22)	
3-POINT FGAS:	12 vs. Wake Forest (11/29/22)		3-POINT FGAS:	12 vs. Wake Forest (11/29/22)	
FREE THROWS:	5 vs Penn State (1/17/23)		FREE THROWS:	5 vs Penn State (1/17/23)	
FT ATTEMPTS:	6 vs Penn State (1/17/23)		FT ATTEMPTS:	6 vs Penn State (1/17/23)	
REBOUNDS:	7 vs. Green Bay (11/15/22)		REBOUNDS:	7 vs. Green Bay (11/15/22)	
ASSISTS:	7 at Illinois (1/7/23)		ASSISTS:	7 at Illinois (1/7/23)	
BLOCKS:	1 (2x) MR vs Michigan St. (1/10/23)		BLOCKS:	2 vs. Indiana (12/8/21)	
STEALS:	5 vs. Minnesota (1/3/23)		STEALS:	5 vs. Minnesota (1/3/23)	
MINUTES:	41 at Iowa (12/11/22)		MINUTES:	41 at Iowa (12/11/22)	

GAME-BY-GAME STATISTICS

#23 HEPBURN, Chucky

Opponent	Date	GS	MIN	Total		3-Pointers		Free throws		Rebounds			Other Stats								
				FG-FGA	PCT	3FG-3FGA	PCT	FT-FTA	PCT	OFF	DEF	TOT	AVG	PF	A	TO	BLK	STL	PTS	AVG	
South Dakota	11/07/2022	*	28:29	5-10	.500	3-5	.600	1-2	.500	0	3	3	3.0	2	3	2	0	2	14	14.0	
vs Stanford	11/11/2022	*	34:58	5-13	.385	0-5	.000	1-1	1.000	0	2	2	2.5	1	5	1	0	3	11	12.5	
Green Bay	11/15/2022	*	24:19	2-14	.143	1-3	.333	3-4	.750	3	4	7	4.0	3	3	2	0	0	8	11.0	
vs Dayton	11/23/2022	*	30:51	1-10	.100	0-3	.000	0-0	.000	0	4	4	4.0	3	1	3	0	2	2	8.8	
vs Kansas	11/24/2022	*	33:02	2-9	.222	1-1	1.000	1-2	.500	1	3	4	4.0	3	1	3	0	1	6	8.2	
vs Southern California	11/25/2022	*	31:06	7-13	.538	3-5	.600	0-1	.000	0	2	2	3.7	0	4	1	0	2	17	9.7	
Wake Forest	11/29/2022	*	34:51	7-18	.389	6-12	.500	3-4	.750	1	2	3	3.6	3	2	2	0	3	23	11.6	
at Marquette	12/03/2022	*	26:16	7-10	.700	5-6	.833	0-0	.000	1	3	4	3.6	1	2	0	0	2	19	12.5	
Maryland	12/06/2022	*	36:20	4-8	.500	2-4	.500	3-3	1.000	0	4	4	3.7	3	2	2	0	1	13	12.6	
at Iowa	12/11/2022	*	41:14	4-12	.333	1-3	.333	2-3	.667	0	6	6	3.9	3	4	0	0	4	11	12.4	
Lehigh	12/15/2022	*	26:28	4-6	.667	0-0	.000	0-0	.000	1	0	1	3.6	2	3	1	0	0	8	12.0	
Western Mich.	12/30/2022	*	30:36	4-7	.571	3-4	.750	0-0	.000	0	5	5	3.8	1	5	1	0	0	11	11.9	
Minnesota	01/03/2023	*	34:12	5-11	.455	3-4	.750	3-3	1.000	0	2	2	3.6	1	4	1	0	5	16	12.2	
at Illinois	01/07/2023	*	36:12	8-18	.444	3-7	.429	3-5	.600	0	3	3	3.6	2	7	3	0	4	22	12.9	
Michigan St.	01/10/2023	*	33:23	4-11	.364	2-6	.333	4-5	.800	1	2	3	3.5	4	5	3	1	2	14	13.0	
at Indiana	01/14/2023	*	28:54	4-10	.400	0-3	.000	0-0	.000	1	2	3	3.5	2	2	1	0	0	8	12.7	
Penn St.	01/17/2023	*	34:37	3-7	.429	2-2	1.000	5-6	.833	0	0	0	3.3	1	3	3	0	1	13	12.7	
at Northwestern	01/23/2023	*	33:22	4-16	.250	3-9	.333	1-3	.333	1	0	1	3.2	1	5	0	0	1	12	12.7	
Totals			18	579:10	80-203	.394	38-82	.463	30-42	.714	10	47	57	3.2	36	61	29	1	33	228	12.7

CAREER STATISTICS

HEPBURN, Chucky

		Field Goals			3-Point			F-Throws			Rebounds									Scoring	
SEASON	TEAM	GP-GS	MIN	AVG	FG-FGA	FG%	3FG-3FGA	3FG%	FT-FTA	FT%	OFF	DEF	TOT	AVG	PF-FO	A	TO	BLK	STL	PTS	AVG
2021-22	Wisc	33-33	1022	31.0	92-237	.388	39-112	.348	39-56	.696	7	63	70	2.1	70-0	77	39	5	36	262	7.9
2022-23	Wisc	18-18	579	32.2	80-203	.394	38-82	.463	30-42	.714	10	47	57	3.2	36-0	61	29	1	33	228	12.7
TOTAL		51-51	1601	31.4	172-440	.391	77-194	.397	69-98	.704	17	110	127	2.5	106-0	138	68	6	69	490	9.6

Individual Game by Game

10 | ISAAC LINDSEY

Sophomore | Guard | 6-4 | 185
Mineral Point, Wis. | Mineral Point (UNLV)

GAME-BY-GAME STATISTICS

#10 LINDSEY, Isaac

Opponent	Date	GS	MIN	Total		3-Pointers		Free throws		Rebounds				PF	A	TO	BLK	STL	PTS	AVG
				FG-FGA	PCT	3FG-3FGA	PCT	FT-FTA	PCT	OFF	DEF	TOT	AVG							
South Dakota	11/07/2022		05:04	1-2	.500	1-2	.500	0-0	.000	0	1	1	1.0	2	0	0	0	0	3	3.0
vs Stanford	11/11/2022		03:20	0-0	.000	0-0	.000	0-0	.000	0	0	0	0.5	1	0	0	0	0	0	1.5
Green Bay	11/15/2022		05:25	1-3	.333	0-2	.000	0-0	.000	1	1	2	1.0	2	1	0	0	0	2	1.7
vs Dayton	11/23/2022		09:07	2-4	.500	1-2	.500	0-0	.000	0	1	1	1.0	1	1	0	0	0	5	2.5
vs Kansas	11/24/2022		07:14	0-1	.000	0-1	.000	1-2	.500	0	1	1	1.0	1	0	0	0	0	1	2.2
vs Southern California	11/25/2022		07:42	1-3	.333	1-2	.500	0-0	.000	0	0	0	0.8	0	0	0	0	1	3	2.3
Wake Forest	11/29/2022		11:45	1-2	.500	1-2	.500	0-0	.000	1	0	1	0.9	0	0	1	0	0	3	2.4
at Marquette	12/03/2022		02:39	0-1	.000	0-1	.000	0-0	.000	0	0	0	0.8	0	0	0	0	0	0	2.1
at Iowa	12/11/2022		04:46	0-0	.000	0-0	.000	0-0	.000	0	0	0	0.7	0	0	0	0	0	0	1.9
Lehigh	12/15/2022		01:56	0-0	.000	0-0	.000	0-0	.000	0	0	0	0.6	0	0	0	0	0	0	1.7
Western Mich.	12/30/2022		00:43	0-0	.000	0-0	.000	0-0	.000	0	0	0	0.5	0	0	0	0	0	0	1.5
Michigan St.	01/10/2023		07:45	0-2	.000	0-1	.000	0-0	.000	0	4	4	0.8	2	0	0	0	0	0	1.4
at Indiana	01/14/2023		08:23	1-4	.250	1-1	1.000	0-0	.000	0	2	2	0.9	1	0	0	0	0	3	1.5
Penn St.	01/17/2023		10:16	1-3	.333	0-1	.000	0-0	.000	0	0	0	0.9	2	0	0	0	0	2	1.6
at Northwestern	01/23/2023		05:22	0-1	.000	0-0	.000	0-0	.000	0	1	1	0.9	1	0	0	0	0	0	1.5
Totals			0 91:27	8-26	.308	5-15	.333	1-2	.500	2	11	13	0.9	13	2	1	0	1	22	1.5

CAREER STATISTICS

LINDSEY, Isaac

			Field Goals		3-Point		F-Throws		Rebounds								Scoring			
SEASON	TEAM	GP-GS	MIN/AVG	FG-FGA	FG%	3FG-3FGA	3FG%	FT-FTA	FT%	OFF	DEF	TOT	AVG	PF-FO	A	TO	BLK	STL	PTS	AVG
2021-22	Wisc	6-0	12/2.0	1-5	.200	1-3	.333	0-0	.000	0	0	0	0.0	0-0	0	0	0	0	3	0.5
2022-23	Wisc	15-0	91/6.1	8-26	.308	5-15	.333	1-2	.500	2	11	13	0.9	13-0	2	1	0	1	22	1.5
TOTAL		21-0	103/4.9	9-31	.290	6-18	.333	1-2	.500	2	11	13	0.6	13-0	2	1	0	1	25	1.2

SEASON HIGHS

POINTS: 5 vs. Dayton (11/23/22)
FIELD GOALS: 2 vs. Dayton (11/23/22)
FG ATTEMPTS: 4 (2x) MR at Indiana (1/14/23)
3-POINT FGS: 1 (5x) MR at Indiana (1/14/23)
3-POINT FGAS: 2 (5x) MR vs. Wake Forest (11/25/22)
FREE THROWS: 1 vs. Kansas (11/24/22)
FT ATTEMPTS: 2 vs. Kansas (11/24/22)
REBOUNDS: 4 vs Michigan St. (1/10/23)
ASSISTS: 1 (2x) MR vs. Dayton (11/23/22)
BLOCKS: 1 vs. Marquette (12/3/22)
STEALS: 1 vs. USC (11/25/22)
MINUTES: 11 vs. Wake Forest (11/29/22)

CAREER HIGHS

POINTS: 5 vs. Dayton (11/23/22)
FIELD GOALS: 2 vs. Dayton (11/23/22)
FG ATTEMPTS: 4 vs. Dayton (11/23/22)
3-POINT FGS: 1 (5x) MR at Indiana (1/14/23)
3-POINT FGAS: 2 (5x) MR vs. Wake Forest
FREE THROWS: 1 vs. Kansas (11/24/22)
FT ATTEMPTS: 2 vs. Kansas (11/24/22)
REBOUNDS: 4 vs Michigan St. (1/10/23)
ASSISTS: 1 (2x) MR vs. Dayton (11/23/22)
BLOCKS: 1 vs. Marquette (12/3/22)
STEALS: 1 vs. USC (11/25/22)
MINUTES: 11 vs. Wake Forest (11/29/22)

13 | JUSTIN TAPHORN

Junior | Guard | 6-5 | 215
Pekin, Ill. | Pekin

GAME-BY-GAME STATISTICS

#13 TAPHORN, Justin

Opponent	Date	GS	MIN	Total		3-Pointers		Free throws		Rebounds				PF		A	TO	BLK	STL	PTS	AVG
				FG-FGA	PCT	3FG-3FGA	PCT	FT-FTA	PCT	OFF	DEF	TOT	AVG								
South Dakota	11/07/2022		02:47	0-0	.000	0-0	.000	0-0	.000	0	0	0	0.0	0	0	0	0	0	0	0	0.0
Lehigh	12/15/2022		01:39	0-0	.000	0-0	.000	0-0	.000	0	0	0	0.0	0	0	0	0	0	0	0	0.0
at Indiana	01/14/2023		00:59	0-0	.000	0-0	.000	0-0	.000	0	0	0	0.0	0	0	0	0	0	0	0	0.0
Totals			0 05:25	0-0	.000	0-0	.000	0-0	.000	0	0	0	0.0	0	0	0	0	0	0	0	0.0

CAREER STATISTICS

TAPHORN, Justin

				Field Goals		3-Point		F-Throws		Rebounds									Scoring	
SEASON	TEAM	GP-GS	MIN/AVG	FG-FGA	FG%	3FG-3FGA	3FG%	FT-FTA	FT%	OFF	DEF	TOT	AVG	PF-FO	A	TO	BLK	STL	PTS	AVG
2020-21	Wisc	7-0	11/1.5	0-1	.000	0-1	.000	0-0	.000	0	0	0	0.0	0-0	0	1	0	0	0	0.0
2021-22	Wisc	4-0	4/1.1	0-0	.000	0-0	.000	0-0	.000	0	0	0	0.0	0-0	0	1	0	0	0	0.0
2022-23	Wisc	3-0	5/1.8	0-0	.000	0-0	.000	0-0	.000	0	0	0	0.0	0-0	0	0	0	0	0	0.0
TOTAL		14-0	20/1.4	0-1	.000	0-1	.000	0-0	.000	0	0	0	0.0	0-0	0	2	0	0	0	0.0

SEASON HIGHS

POINTS: --
FIELD GOALS: --
FG ATTEMPTS: --
3-POINT FGS: --
3-POINT FGAS: --
FREE THROWS: --
FT ATTEMPTS: --
REBOUNDS: --
ASSISTS: --
BLOCKS: --
STEALS: --
MINUTES: 3 vs. South Dakota (11/7/22)

CAREER HIGHS

POINTS: --
FIELD GOALS: --
FG ATTEMPTS: 1 vs. Green Bay (12/1/20)
3-POINT FGS: --
3-POINT FGAS: 1 vs. Green Bay (12/1/20)
FREE THROWS: --
FT ATTEMPTS: --
REBOUNDS: --
ASSISTS: --
BLOCKS: --
STEALS: --
MINUTES: 3 vs. South Dakota (11/7/22)

Individual Game by Game

15 | ISAAC GARD

Freshman | Guard | 6-2 | 165
Oregon, Wis. | Oregon

GAME-BY-GAME STATISTICS

#15 GARD, Isaac

Opponent	Date	GS	MIN	Total		3-Pointers		Free throws		Rebounds				PF	A	TO	BLK	STL	PTS	AVG
				FG-FGA	PCT	3FG-3FGA	PCT	FT-FTA	PCT	OFF	DEF	TOT	AVG							
South Dakota	11/07/2022		01:12	0-0	.000	0-0	.000	0-0	.000	0	0	0	0.0	0	0	0	0	0	0	0.0
Lehigh	12/15/2022		01:39	0-1	.000	0-1	.000	0-0	.000	0	0	0	0.0	0	0	0	0	0	0	0.0
Western Mich.	12/30/2022		00:43	0-0	.000	0-0	.000	0-0	.000	0	0	0	0.0	0	0	0	0	0	0	0.0
Totals		0	03:34	0-1	.000	0-1	.000	0-0	.000	0	0	0	0.0	0	0	0	0	0	0	0.0

CAREER STATISTICS

GARD, Isaac

				Field Goals		3-Point		F-Throws		Rebounds								Scoring			
SEASON	TEAM	GP-GS	MIN	AVG	FG-FGA	FG%	3FG-3FGA	3FG%	FT-FTA	FT%	OFF	DEF	TOT	AVG	PF-FO	A	T	BLK	STL	PTS	AVG
2022-23	Wisc	3-0		4/1.2	0-1	.000	0-1	.000	0-0	.000	0	0	0	0.0	0-0	0	0	0	0	0	0.0
TOTAL		3-0		4/1.2	0-1	.000	0-1	.000	0-0	.000	0	0	0	0.0	0-0	0	0	0	0	0	0.0

SEASON HIGHS

POINTS: --
FIELD GOALS: --
FG ATTEMPTS: --
3-POINT FGS: --
3-POINT FGAS: 1 vs. Lehigh (12/15/22)
FREE THROWS: --
FT ATTEMPTS: --
REBOUNDS: --
ASSISTS: --
BLOCKS: --
STEALS: --
MINUTES: 2 vs. Lehigh (12/15/22)

CAREER HIGHS

POINTS: --
FIELD GOALS: --
FG ATTEMPTS: --
3-POINT FGS: --
3-POINT FGAS: 1 vs. Lehigh (12/15/22)
FREE THROWS: --
FT ATTEMPTS: --
REBOUNDS: --
ASSISTS: --
BLOCKS: --
STEALS: --
MINUTES: 2 vs. Lehigh (12/15/22)

21 | CHRIS HODGES

R-Freshman | Forward | 6-9 | 245
Schaumburg, Ill. | Schaumburg

GAME-BY-GAME STATISTICS

#21 HODGES, Chris

Opponent	Date	GS	MIN	Total		3-Pointers		Free throws		Rebounds				PF	A	TO	BLK	STL	PTS	AVG
				FG-FGA	PCT	3FG-3FGA	PCT	FT-FTA	PCT	OFF	DEF	TOT	AVG							
South Dakota	11/07/2022		05:38	0-0	.000	0-0	.000	0-0	.000	0	0	0	0.0	0	0	0	1	0	0	0.0
vs Stanford	11/11/2022		01:34	0-1	.000	0-0	.000	0-0	.000	1	0	1	0.5	0	0	0	0	0	0	0.0
Green Bay	11/15/2022		00:28	0-0	.000	0-0	.000	0-0	.000	0	0	0	0.3	1	0	0	0	0	0	0.0
vs Dayton	11/23/2022		01:20	0-0	.000	0-0	.000	0-0	.000	0	0	0	0.3	0	0	0	0	0	0	0.0
Lehigh	12/15/2022		02:15	0-0	.000	0-0	.000	0-0	.000	0	0	0	0.2	0	0	0	0	0	0	0.0
Western Mich.	12/30/2022		00:43	0-0	.000	0-0	.000	0-0	.000	0	0	0	0.2	0	0	0	0	0	0	0.0
at Illinois	01/07/2023		01:19	0-0	.000	0-0	.000	0-0	.000	1	0	1	0.3	2	0	0	0	0	0	0.0
Michigan St.	01/10/2023		03:53	1-1	1.000	0-0	.000	0-0	.000	0	0	0	0.3	0	0	0	0	0	2	0.3
at Indiana	01/14/2023		04:58	0-0	.000	0-0	.000	0-0	.000	0	1	1	0.3	0	0	0	0	0	0	0.2
Totals		0	22:08	1-2	.500	0-0	.000	0-0	.000	2	1	3	0.3	3	0	0	1	0	2	0.2

CAREER STATISTICS

HODGES, Chris

		Field Goals			3-Point			F-Throws		Rebounds				Scoring							
SEASON	TEAM	GP-GS	MIN	AVG	FG-FGA	FG%	3FG-3FGA	3FG%	FT-FTA	FT%	OFF	DEF	TOT	AVG	PF-FO	A TO	BLK	STL	PTS	AVG	
2022-23	Wisc	9-0	22/2.5	1-2	.500	0-0	.000	0-0	.000	0-0	2	1	3	0.3	3-0	0	0	1	0	2	0.2
TOTAL		9-0	22/2.5	1-2	.500	0-0	.000	0-0	.000	2	1	3	0.3	3-0	0	0	1	0	2	0.2	

SEASON HIGHS

POINTS: 2 vs Michigan St. (1/10/23)
FIELD GOALS: 1 vs Michigan St. (1/10/23)
FG ATTEMPTS: 1 (2x) MR vs. Michigan St. (1/10/23)
3-POINT FGS: --
3-POINT FGAS: --
FREE THROWS: --
FT ATTEMPTS: --
REBOUNDS: 1 (3x) MR at Indiana (1/14/23)
ASSISTS: --
BLOCKS: 1 vs. South Dakota (11/7/22)
STEALS: --
MINUTES: 6 vs. South Dakota (11/7/22)

CAREER HIGHS

POINTS: 2 vs Michigan St. (1/10/23)
FIELD GOALS: 1 vs Michigan St. (1/10/23)
FG ATTEMPTS: 1 (2x) MR vs Michigan St. (1/10/23)
3-POINT FGS: --
3-POINT FGAS: --
FREE THROWS: --
FT ATTEMPTS: --
REBOUNDS: 1 (3x) MR at Indiana (1/14/23)
ASSISTS: --
BLOCKS: 1 vs. South Dakota (11/7/22)
STEALS: --
MINUTES: 6 vs. South Dakota (11/7/22)

Individual Game by Game

30 | ROSS CANDELINO

Freshman | Guard | 6-5 | 185
Jacksonville, Fla. | Ponte Vedra

GAME-BY-GAME STATISTICS

#30 CANDELINO, Ross

Opponent	Date	GS	MIN	Total		3-Pointers		Free throws		Rebounds				PF	A	TO	BLK	STL	PTS	AVG
				FG-FGA	PCT	3FG-3FGA	PCT	FT-FTA	PCT	OFF	DEF	TOT	AVG							
South Dakota	11/07/2022		01:12	2-2	1.000	0-0	.000	0-1	.000	0	0	0	0.0	0	0	0	0	0	4	4.0
Lehigh	12/15/2022		01:39	0-0	.000	0-0	.000	0-0	.000	0	1	1	0.5	0	0	0	0	0	0	2.0
Western Mich.	12/30/2022		00:43	0-0	.000	0-0	.000	0-0	.000	0	0	0	0.3	0	0	0	0	0	0	1.3
Totals		0	03:34	2-2	1.000	0-0	.000	0-1	.000	0	1	1	0.3	0	0	0	0	0	4	1.3

CAREER STATISTICS

CANDELINO, Ross

SEASON	TEAM	GP-GS	MIN/AVG	Field Goals		3-Point		F-Throws		Rebounds				PF	FO	A	TO	BLK	STL	Scoring	
				FG-FGA	FG%	3FG-3FGA	3FG%	FT-FTA	FT%	OFF	DEF	TOT	AVG							PTS	AVG
2022-23	Wisc	3-0	4/1.2	2-2	1.000	0-0	.000	0-1	.000	0	1	1	0.3	0-0	0	0	0	0	0	4	1.3
TOTAL		3-0	4/1.2	2-2	1.000	0-0	.000	0-1	.000	0	1	1	0.3	0-0	0	0	0	0	0	4	1.3

SEASON HIGHS

POINTS: 4 vs. South Dakota (11/7/22)
FIELD GOALS: 2 vs. South Dakota (11/7/22)
FG ATTEMPTS: 2 vs. South Dakota (11/7/22)
3-POINT FGs: --
3-POINT FGAS: --
FREE THROWS: --
FT ATTEMPTS: 1 vs. South Dakota (11/7/22)
REBOUNDS: 1 vs. Lehigh (12/15/22)
ASSISTS: --
BLOCKS: --
STEALS: --
MINUTES: 2 vs. Lehigh (12/15/22)

CAREER HIGHS

POINTS: 4 vs. South Dakota (11/7/22)
FIELD GOALS: 2 vs. South Dakota (11/7/22)
FG ATTEMPTS: 2 vs. South Dakota (11/7/22)
3-POINT FGs: --
3-POINT FGAS: --
FREE THROWS: --
FT ATTEMPTS: 1 vs. South Dakota (11/7/22)
REBOUNDS: 1 vs. Lehigh (12/15/22)
ASSISTS: --
BLOCKS: --
STEALS: --
MINUTES: 2 vs. Lehigh (12/15/22)

35 | MARKUS ILVER

Sophomore | Forward | 6-8 | 215
Tallinn, Estonia | Western Reserve Academy

GAME-BY-GAME STATISTICS

#35 ILVER, Markus

Opponent	Date	GS	MIN	Total		3-Pointers		Free throws		Rebounds				PF	A	TO	BLK	STL	PTS	AVG
				FG-FGA	PCT	3FG-3FGA	PCT	FT-FTA	PCT	OFF	DEF	TOT	AVG							
South Dakota	11/07/2022		09:10	1-2	.500	1-2	.500	2-2	1.000	0	2	2	2.0	0	1	0	0	0	5	5.0
Green Bay	11/15/2022		10:28	1-2	.500	0-1	.000	0-0	.000	0	1	1	1.5	1	0	1	0	1	2	3.5
vs Dayton	11/23/2022		09:50	2-5	.400	2-4	.500	0-0	.000	1	1	2	1.7	0	0	0	0	0	6	4.3
vs Kansas	11/24/2022		04:21	0-1	.000	0-1	.000	0-0	.000	0	0	0	1.3	1	0	0	0	0	0	3.3
vs Southern California	11/25/2022		02:05	0-0	.000	0-0	.000	0-0	.000	0	1	1	1.2	2	0	1	0	0	0	2.6
Wake Forest	11/29/2022		01:51	0-0	.000	0-0	.000	0-0	.000	0	0	0	1.0	0	0	0	0	0	0	2.2
at Iowa	12/11/2022		00:47	0-0	.000	0-0	.000	0-0	.000	0	0	0	0.9	0	0	0	0	0	0	1.9
Lehigh	12/15/2022		02:45	1-1	1.000	0-0	.000	0-0	.000	0	0	0	0.8	0	0	0	0	0	2	1.9
Western Mich.	12/30/2022		02:36	1-3	.333	0-1	.000	0-0	.000	0	0	0	0.7	1	0	0	0	0	2	1.9
Minnesota	01/03/2023		10:52	1-3	.333	1-3	.333	0-0	.000	0	2	2	0.8	1	0	0	0	0	3	2.0
at Illinois	01/07/2023		18:41	1-6	.167	0-3	.000	0-0	.000	1	2	3	1.0	0	0	0	0	0	2	2.0
Michigan St.	01/10/2023		13:17	2-5	.400	1-2	.500	0-0	.000	0	1	1	1.0	1	1	0	0	0	5	2.3
at Indiana	01/14/2023		11:52	0-3	.000	0-2	.000	0-0	.000	2	1	3	1.2	0	0	0	0	0	0	2.1
at Northwestern	01/23/2023		05:11	0-0	.000	0-0	.000	0-0	.000	0	0	0	1.1	2	1	0	0	0	0	1.9
Totals		0	103:46	10-31	.323	5-19	.263	2-2	1.000	4	11	15	1.1	9	3	2	0	1	27	1.9

CAREER STATISTICS

ILVER, Markus

			Field Goals		3-Point		F-Throws		Rebounds								Scoring			
SEASON	TEAM	GP-GS	MIN/AVG	FG-FGA	FG%	3FG-3FGA	3FG%	FT-FTA	FT%	OFF	DEF	TOT	AVG	PF-FO	A	TO	BLK	STL	PTS	AVG
2021-22	Wisc	8-0	28/3.4	1-8	.125	0-5	.000	3-4	.750	1	3	4	0.5	7-0	0	2	0	0	5	0.6
2022-23	Wisc	14-0	104/7.4	10-31	.323	5-19	.263	2-2	1.000	4	11	15	1.1	9-0	3	2	0	1	27	1.9
TOTAL		22-0	131/6.0	11-39	.282	5-24	.208	5-6	.833	5	14	19	0.9	16-0	3	4	0	1	32	1.5

SEASON HIGHS

POINTS: 6 vs. Dayton (11/23/22)
FIELD GOALS: 2 vs. Dayton (11/23/22)
FG ATTEMPTS: 6 at Illinois (1/7/23)
3-POINT FGs: 2 vs. Dayton (11/23/22)
3-POINT FGAS: 4 vs. Dayton (11/23/22)
FREE THROWS: 2 vs. South Dakota (11/7/22)
FT ATTEMPTS: 2 vs. South Dakota (11/7/22)
REBOUNDS: 3 (2x) MR at Indiana (1/14/23)
ASSISTS: 1 (3x) MR at Northwestern (1/23/23)
BLOCKS: --
STEALS: 1 vs. Green Bay (11/15/22)
MINUTES: 18 at Illinois (1/7/23)

CAREER HIGHS

POINTS: 6 vs. Dayton (11/23/22)
FIELD GOALS: 2 vs. Dayton (11/23/22)
FG ATTEMPTS: 6 at Illinois (1/7/23)
3-POINT FGs: 2 vs. Dayton (11/23/22)
3-POINT FGAS: 4 vs. Dayton (11/23/22)
FREE THROWS: 3 vs. Green Bay (11/12/21)
FT ATTEMPTS: 4 vs. Green Bay (11/12/21)
REBOUNDS: 4 vs. Green Bay (11/12/21)
ASSISTS: 1 (3x) MR at Northwestern (1/23/23)
BLOCKS: --
STEALS: 1 vs. Green Bay (11/15/22)
MINUTES: 18 at Illinois (1/7/23)

2022-23 OVERALL STATISTICS

Game Records					Score by Periods				
Record	Overall	Home	Away	Neutral	Team	1st	2nd	OT	TOT
ALL GAMES	12-6	7-2	2-3	3-1	Wisconsin Opponents	540 504	622 600	33 28	1195 1132
CONFERENCE	4-4	3-1	1-3	0-0					
NON-CONFERENCE	8-2	4-1	1-0	3-1					

Team Box Score																							
No.	Player				Total		3-Point		F-Throw		Rebounds												
		GP-GS	MIN	AVG	FG-FGA	FG%	3FG-3FGA	3FG%	FT-FTA	FT%	OFF	DEF	TOT	AVG	PF	DQ	A	TO	BLK	STL	PTS	AVG	
5	WAHL, Tyler	15-15	450:40	30.0	70-170	.412	6-24	.250	46-72	.639	20	73	93	6.2	40	1	29	40	8	19	192	12.8	
22	CROWL, Steven	18-18	553:15	30.7	90-181	.497	15-56	.268	33-56	.589	27	98	125	6.9	34	0	51	29	11	6	228	12.7	
23	HEPBURN, Chucky	18-18	579:10	32.2	80-203	.394	38-82	.463	30-42	.714	10	47	57	3.2	36	0	61	29	1	33	228	12.7	
3	ESSEGIAN, Connor	18-2	435:44	24.2	61-140	.436	38-87	.437	28-30	.933	9	51	60	3.3	25	0	15	19	0	12	188	10.4	
11	KLESMIT, Max	17-17	515:19	30.3	39-95	.411	19-53	.358	18-27	.667	3	36	39	2.3	40	0	25	13	3	27	115	6.8	
2	DAVIS, Jordan	18-17	455:49	25.3	45-108	.417	21-65	.323	7-12	.583	17	57	74	4.1	34	2	10	4	3	9	118	6.6	
14	GILMORE, Carter	18-3	352:58	19.6	24-53	.453	4-13	.308	5-13	.385	21	26	47	2.6	36	0	16	7	3	13	57	3.2	
35	ILVER, Markus	14-0	103:46	7.4	10-31	.323	5-19	.263	2-2	1.000	4	11	15	1.1	9	0	3	2	0	1	27	1.9	
10	LINDSEY, Isaac	15-0	91:27	6.1	8-26	.308	5-15	.333	1-2	.500	2	11	13	0.9	13	0	2	1	0	1	22	1.5	
30	CANDELINO, Ross	3-0	03:34	1.2	2-2	1.000	0-0	.000	0-1	.000	0	1	1	0.3	0	0	0	0	0	0	4	1.3	
0	NEATH, Jahcobi	3-0	28:25	9.5	1-4	.250	1-2	.500	0-0	.000	0	1	1	0.3	2	0	1	2	0	1	3	1.0	
4	MCGEE, Kamari	14-0	73:45	5.3	4-10	.400	2-8	.250	1-2	.500	1	7	8	0.6	12	0	6	5	0	3	11	0.8	
21	HODGES, Chris	9-0	22:08	2.5	1-2	.500	0-0	.000	0-0	.000	2	1	3	0.3	3	0	0	0	1	0	2	0.2	
15	GARD, Isaac	3-0	03:34	1.2	0-1	.000	0-1	.000	0-0	.000	0	0	0	0.0	0	0	0	0	0	0	0	0.0	
13	TAPHORN, Justin	3-0	05:25	1.8	0-0	.000	0-0	.000	0-0	.000	0	0	0	0.0	0	0	0	0	0	0	0	0.0	
Team											20	16	36					11					
Total		18	3675		435-1026	.424	154-425	.362	171-259	.660	136	436	572	31.8	284	3	219	162	30	125	1195	66.4	
Opponents		18	3675		418-967	.432	116-352	.330	180-259	.695	142	495	637	35.4	296	3	182	223	62	86	1132	62.9	

Team Statistics

	WISC	OPP
Scoring	1195	1132
Points per game	66.4	62.9
Scoring margin	+3.5	-
Field goals-att	435-1026	418-967
Field goal pct	.424	.432
3 point fg-att	154-425	116-352
3-point FG pct	.362	.330
3-pt FG made per game	8.6	6.4
Free throws-att	171-259	180-259
Free throw pct	.660	.695
F-Throws made per game	9.5	10.0
Rebounds	572	637
Rebounds per game	31.8	35.4
Rebounding margin	-3.6	-
Assists	219	182
Assists per game	12.2	10.1
Turnovers	162	223
Turnovers per game	9.0	12.4
Turnover margin	+3.4	-
Assist/turnover ratio	1.4	0.8
Steals	125	86
Steals per game	6.9	4.8
Blocks	30	62
Blocks per game	1.7	3.4
Winning streak	0	-
Home win streak	1	-
Attendance	127898	67174
Home games-Avg/Game	9-14211	5-13435
Neutral site-Avg/Game	-	4-5167

Team Results

Date	Opponent		Score	Att.
11/07/2022	South Dakota	W	85-59	14349
11/11/2022	vs Stanford	W	60-50	17927
11/15/2022	Green Bay	W	56-45	14204
11/23/2022	vs Dayton	W	43-42	1047
11/24/2022	vs Kansas	Lot	68-69	1185
11/25/2022	vs Southern California	W	64-59	510
11/29/2022	Wake Forest	L	75-78	14435
12/03/2022	at Marquette	Wot	80-77	17760
12/06/2022	Maryland	W	64-59	14666
12/11/2022	at Iowa	Wot	78-75	12430
12/15/2022	Lehigh	W	78-56	12760
12/30/2022	Western Mich.	W	76-66	15138
01/03/2023	Minnesota	W	63-60	13850
01/07/2023	at Illinois	L	69-79	15544
01/10/2023	Michigan St.	L	65-69	14260
01/14/2023	at Indiana	L	45-63	17222
01/17/2023	Penn St.	W	63-60	14236
01/23/2023	at Northwestern	L	63-66	4218

2022-23 BIG TEN STATISTICS

Game Records

Record	Overall	Home	Away	Neutral
ALL GAMES	4-4	3-1	1-3	0-0
CONFERENCE	4-4	3-1	1-3	0-0
NON-CONFERENCE	0-0	0-0	0-0	0-0

Score by Periods

Team	1st	2nd	OT	TOT
Wisconsin	224	268	18	510
Opponents	234	282	15	531

Team Box Score

No.	Player				Total		3-Point		F-Throw		Rebounds													
		GP-GS	MIN	AVG	FG-FGA	FG%	3FG-3FGA	3FG%	FT-FTA	FT%	OFF	DEF	TOT	AVG	PF	DQ	A	TO	BLK	STL	PTS	AVG		
22	CROWL, Steven	8-8	246:08	30.8	50-97	.515	4-26	.154	10-23	.435	8	50	58	7.3	19	0	21	13	2	5	114	14.3		
23	HEPBURN, Chucky	8-8	278:14	34.8	36-93	.387	16-38	.421	21-28	.750	3	19	22	2.8	17	0	32	13	1	18	109	13.6		
3	ESSEGAN, Connor	8-2	225:52	28.2	28-68	.412	16-40	.400	13-15	.867	3	27	30	3.8	9	0	7	8	0	6	85	10.6		
5	WAHL, Tyler	5-5	145:34	29.1	20-49	.408	3-9	.333	10-23	.435	4	20	24	4.8	16	1	11	12	4	6	53	10.6		
11	KLESMIT, Max	7-7	204:32	29.2	18-49	.367	8-27	.296	5-10	.500	2	13	15	2.1	20	0	9	5	2	13	49	7.0		
2	DAVIS, Jordan	8-7	202:40	25.3	18-39	.462	7-24	.292	1-3	.333	7	28	35	4.4	18	1	3	2	1	3	44	5.5		
14	GILMORE, Carter	8-3	190:17	23.8	14-26	.538	2-7	.286	4-8	.500	9	12	21	2.6	19	0	6	5	2	2	34	4.3		
35	ILVER, Markus	6-0	60:40	10.1	4-17	.235	2-10	.200	0-0	.000	3	6	9	1.5	4	0	2	0	0	0	10	1.7		
10	LINDSEY, Isaac	5-0	36:32	7.3	2-10	.200	1-3	.333	0-0	.000	0	7	7	1.4	6	0	0	0	0	0	5	1.0		
4	MCGEE, Kamari	7-0	23:23	3.3	2-4	.500	1-3	.333	0-0	.000	0	1	1	0.1	3	0	0	1	0	1	5	0.7		
21	HODGES, Chris	3-0	10:10	3.4	1-1	1.000	0-0	.000	0-0	.000	1	1	2	0.7	2	0	0	0	0	0	2	0.7		
13	TAPHORN, Justin	1-0	00:59	1.0	0-0	.000	0-0	.000	0-0	.000	0	0	0	0.0	0	0	0	0	0	0	0	0.0		
Team											8	3	11					5						
Total		8	1625		193-453	.426	60-187	.321	64-110	.582	48	187	235	29.4	133	2	91	64	12	54	510	63.8		
Opponents		8	1625		193-433	.446	54-141	.383	91-117	.778	61	237	298	37.3	131	2	87	97	31	35	531	66.4		

Team Statistics

	WISC	OPP
Scoring	510	531
Points per game	63.8	66.4
Scoring margin	-2.6	-
Field goals-att	193-453	193-433
Field goal pct	.426	.446
3 point fg-att	60-187	54-141
3-point FG pct	.321	.383
3-pt FG made per game	7.5	6.8
Free throws-att	64-110	91-117
Free throw pct	.582	.778
F-Throws made per game	8.0	11.4
Rebounds	235	298
Rebounds per game	29.4	37.3
Rebounding margin	-7.9	-
Assists	91	87
Assists per game	11.4	10.9
Turnovers	64	97
Turnovers per game	8.0	12.1
Turnover margin	+4.1	-
Assist/turnover ratio	1.4	0.9
Steals	54	35
Steals per game	6.8	4.4
Blocks	12	31
Blocks per game	1.5	3.9
Winning streak	0	-
Home win streak	1	-
Attendance	57012	49414
Home games-Avg/Game	4-14253	4-12354
Neutral site-Avg/Game	-	0-0

Team Results

Date	Opponent		Score	Att.
12/06/2022	Maryland	W	64-59	14666
12/11/2022	at Iowa	Wot	78-75	12430
01/03/2023	Minnesota	W	63-60	13850
01/07/2023	at Illinois	L	69-79	15544
01/10/2023	Michigan St.	L	65-69	14260
01/14/2023	at Indiana	L	45-63	17222
01/17/2023	Penn St.	W	63-60	14236
01/23/2023	at Northwestern	L	63-66	4218

2022-23 HOME STATISTICS

Game Records

Record	Overall	Home	Away	Neutral
ALL GAMES	7-2	7-2	0-0	0-0
CONFERENCE	3-1	3-1	0-0	0-0
NON-CONFERENCE	4-1	4-1	0-0	0-0

Score by Periods

Team	1st	2nd	OT	TOT
Wisconsin	288	337	0	625
Opponents	263	289	0	552

Team Box Score

No.	Player				Total		3-Point		F-Throw		Rebounds													
		GP-GS	MIN	AVG	FG-FGA	FG%	3FG-3FGA	3FG%	FT-FTA	FT%	OFF	DEF	TOT	AVG	PF	DQ	A	TO	BLK	STL	PTS	AVG		
22	CROWL, Steven	9-9	268:01	29.8	57-100	.570	12-25	.480	19-29	.655	12	45	57	6.3	14	0	19	14	4	4	145	16.1		
23	HEPBURN, Chucky	9-9	283:15	31.5	38-92	.413	22-40	.550	22-27	.815	6	22	28	3.1	20	0	30	17	1	14	120	13.3		
5	WAHL, Tyler	8-8	209:44	26.2	30-82	.366	2-9	.222	26-38	.684	11	36	47	5.9	19	1	17	18	7	6	88	11.0		
3	ESSEGIAN, Connor	9-1	190:53	21.2	26-55	.473	17-37	.459	14-15	.933	5	18	23	2.6	11	0	7	8	0	7	83	9.2		
2	DAVIS, Jordan	9-8	219:42	24.4	23-51	.451	12-32	.375	4-7	.571	6	34	40	4.4	14	1	4	1	2	4	62	6.9		
11	KLESMIT, Max	9-9	271:19	30.1	19-49	.388	11-30	.367	10-12	.833	1	17	18	2.0	17	0	12	8	1	15	59	6.6		
14	GILMORE, Carter	9-1	182:26	20.3	11-24	.458	4-7	.571	3-8	.375	10	12	22	2.4	17	0	10	3	2	5	29	3.2		
35	ILVER, Markus	7-0	50:59	7.3	7-16	.438	3-9	.333	2-2	1.000	0	6	6	0.9	4	0	2	1	0	1	19	2.7		
0	NEATH, Jahcobi	2-0	13:22	6.7	1-1	1.000	1-1	1.000	0-0	.000	0	1	1	0.5	2	0	0	0	0	0	3	1.5		
10	LINDSEY, Isaac	7-0	42:54	6.1	4-12	.333	2-8	.250	0-0	.000	2	6	8	1.1	8	0	1	1	0	0	10	1.4		
30	CANDELINO, Ross	3-0	03:34	1.2	2-2	1.000	0-0	.000	0-1	.000	0	1	1	0.3	0	0	0	0	0	0	4	1.3		
21	HODGES, Chris	5-0	12:57	2.6	1-1	1.000	0-0	.000	0-0	.000	0	0	0	0.0	1	0	0	0	1	0	2	0.4		
4	MCGEE, Kamari	7-0	42:52	6.1	0-3	.000	0-3	.000	1-2	.500	0	4	4	0.6	5	0	6	3	0	2	1	0.1		
15	GARD, Isaac	3-0	03:34	1.2	0-1	.000	0-1	.000	0-0	.000	0	0	0	0.0	0	0	0	0	0	0	0	0.0		
13	TAPHORN, Justin	2-0	04:26	2.2	0-0	.000	0-0	.000	0-0	.000	0	0	0	0.0	0	0	0	0	0	0	0	0.0		
Team											9	7	16					4						
Total		9	1800		219-489	.448	86-202	.426	101-141	.716	62	209	271	30.1	132	2	108	78	18	58	625	69.4		
Opponents		9	1800		208-466	.446	58-167	.347	78-114	.684	59	227	286	31.8	147	1	78	112	26	40	552	61.3		

Team Statistics

	WISC	OPP
Scoring	625	552
Points per game	69.4	61.3
Scoring margin	+8.1	-
Field goals-att	219-489	208-466
Field goal pct	.448	.446
3 point fg-att	86-202	58-167
3-point FG pct	.426	.347
3-pt FG made per game	9.6	6.4
Free throws-att	101-141	78-114
Free throw pct	.716	.684
F-Throws made per game	11.2	8.7
Rebounds	271	286
Rebounds per game	30.1	31.8
Rebounding margin	-1.7	-
Assists	108	78
Assists per game	12.0	8.7
Turnovers	78	112
Turnovers per game	8.7	12.4
Turnover margin	+3.8	-
Assist/turnover ratio	1.4	0.7
Steals	58	40
Steals per game	6.4	4.4
Blocks	18	26
Blocks per game	2.0	2.9
Winning streak	1	-
Home win streak	1	-
Attendance	127898	0
Home games-Avg/Game	9-14211	0-0
Neutral site-Avg/Game	-	0-0

Team Results

Date	Opponent		Score	Att.
11/07/2022	South Dakota	W	85-59	14349
11/15/2022	Green Bay	W	56-45	14204
11/29/2022	Wake Forest	L	75-78	14435
12/06/2022	Maryland	W	64-59	14666
12/15/2022	Lehigh	W	78-56	12760
12/30/2022	Western Mich.	W	76-66	15138
01/03/2023	Minnesota	W	63-60	13850
01/10/2023	Michigan St.	L	65-69	14260
01/17/2023	Penn St.	W	63-60	14236

2022-23 ROAD/NEUTRAL STATISTICS

Game Records

Record	Overall	Home	Away	Neutral
ALL GAMES	5-4	0-0	2-3	3-1
CONFERENCE	1-3	0-0	1-3	0-0
NON-CONFERENCE	4-1	0-0	1-0	3-1

Score by Periods

Team	1st	2nd	OT	TOT
Wisconsin	252	285	33	570
Opponents	241	311	28	580

Team Box Score

No.	Player				Total		3-Point		F-Throw		Rebounds													
		GP-GS	MIN	AVG	FG-FGA	FG%	3FG-3FGA	3FG%	FT-FTA	FT%	OFF	DEF	TOT	AVG	PF	DQ	A	TO	BLK	STL	PTS	AVG		
5	WAHL, Tyler	7-7	240:55	34.4	40-88	.455	4-15	.267	20-34	.588	9	37	46	6.6	21	0	12	22	1	13	104	14.9		
23	HEPBURN, Chucky	9-9	295:55	32.9	42-111	.378	16-42	.381	8-15	.533	4	25	29	3.2	16	0	31	12	0	19	108	12.0		
3	ESSEGAN, Connor	9-1	244:51	27.2	35-85	.412	21-50	.420	14-15	.933	4	33	37	4.1	14	0	8	11	0	5	105	11.7		
22	CROWL, Steven	9-9	285:14	31.7	33-81	.407	3-31	.097	14-27	.519	15	53	68	7.6	20	0	32	15	7	2	83	9.2		
11	KLESMIT, Max	8-8	243:60	30.5	20-46	.435	8-23	.348	8-15	.533	2	19	21	2.6	23	0	13	5	2	12	56	7.0		
2	DAVIS, Jordan	9-9	236:07	26.2	22-57	.386	9-33	.273	3-5	.600	11	23	34	3.8	20	1	6	3	1	5	56	6.2		
14	GILMORE, Carter	9-2	170:32	18.9	13-29	.448	0-6	.000	2-5	.400	11	14	25	2.8	19	0	6	4	1	8	28	3.1		
10	LINDSEY, Isaac	8-0	48:33	6.1	4-14	.286	3-7	.429	1-2	.500	0	5	5	0.6	5	0	1	0	0	1	12	1.5		
4	MCGEE, Kamari	7-0	30:53	4.4	4-7	.571	2-5	.400	0-0	.000	1	3	4	0.6	7	0	0	2	0	1	10	1.4		
35	ILVER, Markus	7-0	52:47	7.5	3-15	.200	2-10	.200	0-0	.000	4	5	9	1.3	5	0	1	1	0	0	8	1.1		
21	HODGES, Chris	4-0	09:11	2.3	0-1	.000	0-0	.000	0-0	.000	2	1	3	0.8	2	0	0	0	0	0	0	0.0		
13	TAPHORN, Justin	1-0	00:59	1.0	0-0	.000	0-0	.000	0-0	.000	0	0	0	0.0	0	0	0	0	0	0	0	0.0		
0	NEATH, Jahcobi	1-0	15:03	15.0	0-3	.000	0-1	.000	0-0	.000	0	0	0	0.0	0	0	1	2	0	1	0	0.0		
Team											11	9	20					7						
Total		9	1875		216-537	.402	68-223	.305	70-118	.593	74	227	301	33.4	152	1	111	84	12	67	570	63.3		
Opponents		9	1875		210-501	.419	58-185	.314	102-145	.703	83	268	351	39.0	149	2	104	111	36	46	580	64.4		

Team Statistics

	WISC	OPP
Scoring	570	580
Points per game	63.3	64.4
Scoring margin	-1.1	-
Field goals-att	216-537	210-501
Field goal pct	.402	.419
3 point fg-att	68-223	58-185
3-point FG pct	.305	.314
3-pt FG made per game	7.6	6.4
Free throws-att	70-118	102-145
Free throw pct	.593	.703
F-Throws made per game	7.8	11.3
Rebounds	301	351
Rebounds per game	33.4	39.0
Rebounding margin	-5.6	-
Assists	111	104
Assists per game	12.3	11.6
Turnovers	84	111
Turnovers per game	9.3	12.3
Turnover margin	+3.0	-
Assist/turnover ratio	1.3	0.9
Steals	67	46
Steals per game	7.4	5.1
Blocks	12	36
Blocks per game	1.3	4.0
Winning streak	0	-
Home win streak	0	-
Attendance	0	67174
Home games-Avg/Game	0-0	5-13435
Neutral site-Avg/Game	-	4-5167

Team Results

Date	Opponent		Score	Att.
11/11/2022	vs Stanford	W	60-50	17927
11/23/2022	vs Dayton	W	43-42	1047
11/24/2022	vs Kansas	Lot	68-69	1185
11/25/2022	vs Southern California	W	64-59	510
12/03/2022	at Marquette	Wot	80-77	17760
12/11/2022	at Iowa	Wot	78-75	12430
01/07/2023	at Illinois	L	69-79	15544
01/14/2023	at Indiana	L	45-63	17222
01/23/2023	at Northwestern	L	63-66	4218

GAME-BY-GAME STATISTICS

WISCONSIN

Opponent	Date	Score		FG-FGA	PCT	3FG-3FGA	PCT	FT-FTA	PCT	OFF	DEF	TOT	AVG	PF	A	TO	BLK	STL	PTS	AVG
South Dakota	11/07/2022	85-59	W	28-55	.509	12-26	.462	17-23	.739	7	30	37	37.0	15	14	10	4	8	85	85.0
vs Stanford	11/11/2022	60-50	W	22-59	.373	5-20	.250	11-18	.611	9	23	32	34.5	20	9	9	4	11	60	72.5
Green Bay	11/15/2022	56-45	W	16-53	.302	8-19	.421	16-19	.842	15	30	45	38.0	18	8	14	2	6	56	67.0
vs Dayton	11/23/2022	43-42	W	14-59	.237	6-27	.222	9-10	.900	11	28	39	38.3	17	7	10	1	8	43	61.0
vs Kansas	11/24/2022	68-69	Lot	24-62	.387	6-19	.316	14-19	.737	6	29	35	37.6	19	10	6	1	8	68	62.4
vs Southern California	11/25/2022	64-59	W	25-56	.446	10-24	.417	4-8	.500	6	26	32	36.7	7	13	8	1	6	64	62.7
Wake Forest	11/29/2022	75-78	L	24-56	.429	12-28	.429	15-18	.833	6	17	23	34.7	18	14	12	1	7	75	64.4
at Marquette	12/03/2022	80-77	Wot	30-59	.508	12-27	.444	8-13	.615	10	22	32	34.4	20	21	15	1	9	80	66.4
Maryland	12/06/2022	64-59	W	20-47	.426	7-21	.333	17-27	.630	3	27	30	33.9	18	14	8	3	7	64	66.1
at Iowa	12/11/2022	78-75	Wot	33-65	.508	6-22	.273	6-11	.545	4	29	33	33.8	18	17	11	1	12	78	67.3
Lehigh	12/15/2022	78-56	W	31-60	.517	11-21	.524	5-8	.625	11	23	34	33.8	6	16	10	1	6	78	68.3
Western Mich.	12/30/2022	76-66	W	28-54	.519	12-27	.444	8-13	.615	7	21	28	33.3	11	16	4	2	2	76	68.9
Minnesota	01/03/2023	63-60	W	24-55	.436	8-20	.400	7-9	.778	2	22	24	32.6	15	9	9	2	13	63	68.5
at Illinois	01/07/2023	69-79	L	28-64	.438	8-29	.276	5-12	.417	10	24	34	32.7	21	12	9	2	6	69	68.5
Michigan St.	01/10/2023	65-69	L	25-55	.455	9-23	.391	6-8	.750	3	15	18	31.7	18	9	5	1	6	65	68.3
at Indiana	01/14/2023	45-63	L	18-56	.321	5-24	.208	4-11	.364	8	24	32	31.8	11	6	9	0	4	45	66.8
Penn St.	01/17/2023	63-60	W	23-54	.426	7-17	.412	10-16	.625	8	24	32	31.8	13	8	6	2	3	63	66.6
at Northwestern	01/23/2023	63-66	L	22-57	.386	10-31	.323	9-16	.563	10	22	32	31.8	19	16	7	1	3	63	66.4
Total		1195		435-1026	.424	154-425	.362	171-259	.660	136	436	572	31.8	284	219	162	30	125	1195	66.4
Opponents		1132		418-967	.432	116-352	.330	180-259	.695	142	495	637	35.4	296	182	223	62	86	1132	62.9

Wisconsin Averages

Games Played	Points/ game	FG Pct	3FG Pct	FT Pct	Rebounds/ game	Assists/ game	Turnovers/ game	Assist/Turnover ratio	Steals/ game	Blocks/ game
18	66.4	42.4	36.2	66.0	31.8	12.2	9.0	1.4	6.9	1.7

GAME-BY-GAME STATISTICS

OPPONENT

Opponent	Date	Score		FG-FGA	PCT	3FG-3FGA	PCT	FT-FTA	PCT	OFF	DEF	TOT	AVG	PF	A	TO	BLK	STL	PTS	AVG
South Dakota	11/07/2022	85-59	W	23-57	.404	2-15	.133	11-17	.647	8	26	34	34.0	20	7	10	2	5	59	59.0
vs Stanford	11/11/2022	60-50	W	17-47	.362	1-16	.063	15-23	.652	7	31	38	36.0	20	6	16	9	5	50	54.5
Green Bay	11/15/2022	56-45	W	15-44	.341	2-14	.143	13-23	.565	3	22	25	32.3	18	6	9	2	9	45	51.3
vs Dayton	11/23/2022	43-42	W	16-53	.302	4-27	.148	6-9	.667	11	34	45	35.5	13	6	17	4	4	42	49.0
vs Kansas	11/24/2022	68-69	Lot	24-62	.387	9-29	.310	12-21	.571	14	36	50	38.4	18	15	13	2	5	69	53.0
vs Southern California	11/25/2022	64-59	W	23-56	.411	11-23	.478	2-6	.333	10	26	36	38.0	14	12	14	5	2	59	54.0
Wake Forest	11/29/2022	75-78	L	29-54	.537	8-24	.333	12-16	.750	9	24	33	37.3	20	8	15	2	3	78	57.4
at Marquette	12/03/2022	80-77	Wot	27-53	.509	9-20	.450	14-20	.700	7	19	26	35.9	16	14	12	1	10	77	59.9
Maryland	12/06/2022	64-59	W	21-55	.382	10-24	.417	7-12	.583	8	29	37	36.0	20	9	14	6	4	59	59.8
at Iowa	12/11/2022	78-75	Wot	27-64	.422	7-27	.259	14-17	.824	10	32	42	36.6	16	18	15	2	8	75	61.3
Lehigh	12/15/2022	78-56	W	25-51	.490	4-14	.286	2-2	1.000	3	17	20	35.1	11	9	13	3	6	56	60.8
Western Mich.	12/30/2022	76-66	W	26-57	.456	12-29	.414	2-5	.400	9	23	32	34.8	15	12	7	1	2	66	61.3
Minnesota	01/03/2023	63-60	W	24-55	.436	5-14	.357	7-11	.636	11	29	40	35.2	10	7	20	2	5	60	61.2
at Illinois	01/07/2023	69-79	L	25-53	.472	10-19	.526	19-26	.731	7	30	37	35.4	14	14	10	6	5	79	62.4
Michigan St.	01/10/2023	65-69	L	23-44	.523	7-13	.538	16-17	.941	4	29	33	35.2	12	10	14	3	3	69	62.9
at Indiana	01/14/2023	45-63	L	29-62	.468	1-8	.125	4-5	.800	9	33	42	35.6	16	10	8	6	4	63	62.9
Penn St.	01/17/2023	63-60	W	22-49	.449	8-20	.400	8-11	.727	4	28	32	35.4	21	10	10	5	3	60	62.7
at Northwestern	01/23/2023	63-66	L	22-51	.431	6-16	.375	16-18	.889	8	27	35	35.4	22	9	6	1	3	66	62.9
Total		1132		418-967	.432	116-352	.330	180-259	.695	142	495	637	35.4	296	182	223	62	86	1132	62.9
Wisconsin		1195		435-1026	.424	154-425	.362	171-259	.660	136	436	572	31.8	284	219	162	30	125	1195	66.4

Opponents Averages

Games Played	Points/ game	FG Pct	3FG Pct	FT Pct	Rebounds/ game	Assists/ game	Turnovers/ game	Assist/Turnover ratio	Steals/ game	Blocks/ game
18	62.9	43.2	33.0	69.5	35.4	10.1	12.4	0.8	4.8	3.4

GAME 1: WISCONSIN 85, SOUTH DAKOTA 59

Nov. 7, 2022 • Madison, Wis. • Kohl Center



Official Basketball Box Score - Final
South Dakota at Wisconsin
 11/07/22 Kohl Center, Madison
 2022-23 Men's Basketball

Game Time: 7:30 PM
 Game Duration: 1:58
 Attendance: 14,349

Officials: Larry Scrotto, Brian Anseliger, Rhett Lamoreaux

South Dakota - 59 Record: 0-1

NO. Name	Min	FG	3P	FT	Rebounds	Fouls	TP	AS	TO	ST	Blocks	BA	+/
34 Tasos Kamateros	F 26:29	3-9	0-3	0-0	1 4 5	2 1	6	0	0	1	0	1	-20
2 Damani Hayes	G 22:53	1-3	0-0	0-0	1 6 7	1 0	2	0	0	0	1	1	-19
5 Kruz Perrott-Hunt	G 32:45	10-20	0-2	1-1	1 2 3	4 4	21	3	2	2	0	1	-18
10 A.J. Pitzuweit	G 26:59	2-5	1-2	3-6	1 3 4	4 3	8	1	4	0	0	0	-21
11 Mason Archambault	G 22:10	1-6	0-3	2-2	0 3 3	3 2	4	0	0	1	0	0	-24
23 Paul Bruns	21:16	2-6	1-4	0-0	2 3 5	2 2	10	0	2	1	1	0	-18
13 Mihal Carcoana	08:42	0-0	0-0	0-0	1 1 1	3 0	0	0	1	0	0	0	-8
55 Jeremiah Coleman	10:32	2-3	0-1	0-2	0 2 2	0 2	4	1	0	0	0	0	-7
3 Max Burchill	17:04	1-3	0-0	0-1	0 1 1	1 1	2	2	0	0	0	0	-6
33 Felix Brostrom	09:58	0-1	0-0	0-0	0 0 0	2 0	0	0	1	0	0	1	-3
22 Keaton Kutcher	01:12	1-1	0-0	0-0	0 0 0	0 0	2	0	0	0	0	0	0
Team					2 1 3				0				
Totals		23-57	2-15	11-17	8 26 34	20 15	59	7	10	5	2	4	-26

Technical Fouls: NONE

Wisconsin - 85 Record: 1-0

NO. Name	Min	FG	3P	FT	Rebounds	Fouls	TP	AS	TO	ST	Blocks	BA	+/
5 Tyler Wahl	F 26:58	5-11	0-3	9-10	3 7 10	2 7	19	4	3	2	1	1	24
22 Steven Crowl	F 24:50	4-8	2-4	2-3	0 3 3	1 2	12	2	1	0	2	0	19
2 Jordan Davis	G 20:40	3-8	0-2	0-1	1 5 6	1 2	6	0	0	0	0	1	14
11 Max Klesmit	G 30:39	3-6	2-3	3-4	0 4 4	2 3	11	0	2	1	0	0	24
23 Chuckie Hepburn	G 28:29	5-10	3-5	1-2	0 3 3	2 3	14	3	2	2	0	0	27
0 Jahcobi Neath	08:44	1-1	1-1	0-0	0 1 1	1 0	3	0	0	0	0	0	5
14 Carter Gilmore	12:12	1-1	0-0	0-0	2 1 3	0 0	2	1	1	0	0	0	5
3 Connor Essegian	14:23	2-3	2-3	0-0	0 1 1	2 1	6	1	1	1	0	0	7
4 Kamari McGee	08:02	0-1	0-1	0-0	0 2 2	2 0	0	2	1	1	0	0	-2
35 Markus Iver	09:10	1-2	1-2	2-2	0 2 2	0 1	5	1	0	0	0	0	1
21 Chris Hodges	05:38	0-0	0-0	0-0	0 0 0	0 0	0	0	0	0	1	0	3
10 Isaac Lindsey	05:04	1-2	1-2	0-0	0 1 1	2 0	3	0	0	0	0	0	2
13 Justin Taphorn	02:47	0-0	0-0	0-0	0 0 0	0 0	0	0	0	0	0	0	1
15 Isaac Gard	01:12	0-0	0-0	0-0	0 0 0	0 0	0	0	0	0	0	0	0
30 Ross Candelino	01:12	2-2	0-0	0-1	0 0 0	0 1	4	0	0	0	0	0	0
Team					1 0 1				0				
Totals		28-55	12-26	17-23	7 30 37	15 20	85	14	10	8	4	2	26

Technical Fouls: NONE

Biggest lead	SD	UW
0 (1 st 20:00)	28 (2 nd 0:46)	
Best Scoring Run	SD	UW
7 (1 st 12:21)	10 (2 nd 7:21)	
Lead Changes	0	
Times Tied	0	
Time with Lead	00:00	39:50

NOTES: Wisconsin won its home opener for the 7th straight season and the 24th time in the last 25 years...UW is 7-0 in home openers under Greg Gard...Tyler Wahl tallied his 5th career double-double...Max Klesmit, Connor Essegian, Kamari McGee, Chris Hodges, Ross Candelino and Isaac Gard made their UW debuts.

GAME 2: WISCONSIN 60, STANFORD 50

Nov. 11, 2022 • Milwaukee, Wis. • American Family Field



Official Basketball Box Score - Final
Stanford at Wisconsin
 11/11/22 American Family Field, Milwaukee
 2022-23 Men's Basketball

Game Time: 6:30 PM
 Game Duration: 2:05
 Attendance: 17,927

Officials: Eric Curry, Brian Droney, John Higgins

Stanford - 50 Record: 1-1

NO. Name	Min	FG	3P	FT	Rebounds	Fouls	TP	AS	TO	ST	Blocks	BA	+/
22 James Keefe	F 15:44	1-2	0-0	0-0	4 4 4	2 0	2	1	4	1	0	0	-4
23 Brandon Angel	F 29:59	5-11	1-5	3-4	1 2 3	4 3	14	0	1	0	0	2	-9
55 Harrison Ingram	F 32:24	2-8	0-2	2-4	2 6 8	2 5	6	1	3	0	2	1	-5
5 Michael O'Connell	G 28:37	1-5	0-1	1-1	1 4 5	2 1	3	2	1	2	0	0	-10
13 Michael Jones	G 33:16	3-7	0-2	3-5	1 3 4	2 5	9	1	2	0	2	1	-4
1 Isa Silva	11:23	1-1	0-0	1-2	0 0 0	0 4	2	3	0	1	1	0	0
14 Spencer Jones	20:31	3-9	0-5	2-2	1 3 4	2 2	8	1	2	1	4	0	-7
42 Maxime Raynaud	24:16	1-4	0-1	1-2	0 6 6	1 1	3	0	2	0	0	0	-6
10 Max Murrell	03:50	0-0	0-0	2-3	0 0 0	1 1	2	0	0	0	0	0	-5
Team					1 3 4				0				
Totals		17-47	1-16	15-23	7 31 38	20 20	50	6	16	5	9	4	-10

Technical Fouls: Keefe 1st 18:35

Wisconsin - 60 Record: 2-0

NO. Name	Min	FG	3P	FT	Rebounds	Fouls	TP	AS	TO	ST	Blocks	BA	+/
5 Tyler Wahl	F 32:48	6-13	1-2	4-8	1 4 5	2 6	17	0	2	3	0	2	8
22 Steven Crowl	F 33:31	2-6	1-4	4-6	2 9 11	4 3	9	2	2	0	3	1	14
2 Jordan Davis	G 25:02	5-9	1-3	2-3	3 0 3	3 4	13	0	1	1	0	2	12
11 Max Klesmit	G 16:59	0-1	0-0	0-0	0 3 3	4 0	0	1	0	1	0	0	5
23 Chuckie Hepburn	G 34:58	6-13	0-5	1-1	0 2 2	1 1	11	5	1	3	0	1	12
3 Connor Essegian	23:01	3-9	2-4	0-0	0 2 2	1 2	8	0	0	0	0	1	5
0 Jahcobi Neath	15:03	0-3	0-1	0-0	0 0 0	0 0	1	0	1	2	1	0	0
14 Carter Gilmore	12:07	1-4	0-0	0-0	0 1 1	3 2	2	0	0	2	1	1	-2
10 Isaac Lindsey	03:20	0-0	0-0	0-0	0 0 0	0 1	1	0	0	0	0	0	0
21 Chris Hodges	01:34	0-1	0-0	0-0	1 0 1	0 0	0	0	0	0	0	0	1
4 Kamari McGee	01:37	0-0	0-0	0-0	0 0 0	0 0	1	0	0	0	0	0	-2
Team					2 2 4				0		1		
Totals		22-59	5-20	11-18	9 23 32	20 20	60	9	9	11	4	9	10

Technical Fouls: NONE

Biggest lead	Stan	UW
1 (1 st 15:02)	13 (1 st 1:08)	
Best Scoring Run	Stan	UW
6 (1 st 15:02)	8 (1 st 1:08)	
Lead Changes	6	
Times Tied	3	
Time with Lead	02:17	36:32

NOTES: Wisconsin opened the season 2-0 for the 3rd straight year and the 5th time in the last 6 years...UW improved to 64-57 all-time in the city of Milwaukee... Tyler Wahl scored in double figures in back-to-back games reaching the mark for the 26th time in his career...Steven Crowl set new career highs with 11 rebounds and 3 blocks...Jordan Davis scored a career-high 13 points.

GAME 3: WISCONSIN 56, GREEN BAY 45

Nov. 15, 2022 • Madison, Wis. • Kohl Center



Official Basketball Box Score - Final
Green Bay at Wisconsin
 11/15/22 Kohl Center, Madison
 2022-23 Men's Basketball

Game Time: 8:00 PM
 Game Duration: 1:57
 Attendance: 14,524

Officials: Bill B, Lewis Garrison, Rob Kuenenren

Green Bay - 45 Record: 0-3

NO. Name	Min	FG	3P	FT	Rebounds	Fouls	TP	AS	TO	ST	Blocks	BA	+/
3 Clarence Cummings III	F 33:29	2-10	0-3	2-4	0 1 1	4 2	6	1	1	2	1	2	-7
11 Cade Meyer	F 28:00	5-8	0-1	3-4	0 1 3	2 3	13	0	0	1	0	0	-4
24 Brock Heffner	F 20:59	1-6	0-2	1-2	1 1 2	3 1	3	0	0	1	0	0	-5
4 Davin Zeigler	G 20:04	0-3	0-1	1-2	0 5 5	3 2	1	2	0	0	0	0	-14
55 Nate Jenkins	G 24:42	0-1	0-1	0-0	0 4 4	1 1	0	0	1	0	0	0	-5
1 Randy Tucker	15:10	1-4	0-2	0-0	0 1 1	2 0	2	0	0	0	0	0	-6
0 Garren Davis	23:00	1-5	0-2	2-4	0 2 2	1 4	4	2	1	2	0	0	-3
5 Zae Blake	26:22	5-5	2-2	3-5	0 4 4	1 3	15	0	1	4	0	0	-7
13 Donovan Short	08:14	0-1	0-0	1-2	1 0 1	1 2	1	1	2	0	0	0	-12
Team					1 1 2				0				
Totals		15-44	2-14	13-23	3 22 25	18 18	45	6	9	9	2	2	-11

Technical Fouls: NONE

Wisconsin - 56 Record: 3-0

NO. Name	Min	FG	3P	FT	Rebounds	Fouls	TP	AS	TO	ST	Blocks	BA	+/
5 Tyler Wahl	F 23:49	2-11	0-1	4-4	2 7 9	4 5	8	0	4	0	0	1	6
22 Steven Crowl	F 28:14	3-6	1-1	2-3	4 5 9	0 3	9	0	2	0	1	0	1
2 Jordan Davis	G 32:59	3-7	3-6	2-2	1 2 3	0 1	11	1	0	2	1	0	13
11 Max Klesmit	G 35:57	2-5	2-4	3-4	1 4 5	1 6	9	1	0	2	0	0	12
23 Chuckie Hepburn	G 24:19	2-14	1-3	3-4	3 4 7	3 2	8	3	2	0	0	1	10
14 Carter Gilmore	20:44	2-4	1-1	0-0	2 3 5	4 0	5	1	2	1	0	0	12
35 Markus Iver	10:28	1-2	0-1	0-0	0 1 1	1 2	0	0	1	1	0	0	7
3 Connor Essegian	07:29	0-1	0-0	2-2	0 1 1	0 0	2	0	2	0	0	0	-1
0 Jahcobi Neath	04:38	0-0	0-0	0-0	0 0 0	1 0	0	0	0	0	0	0	-2
4 Kamari McGee	05:30	0-0	0-0	0-0	0 0 0	1 0	0	0	1	1	0	0	-6
10 Isaac Lindsey	05:25	1-3	0-2	0-0	1 1 2	2 0	2	1	0	0	0	0	4
21 Chris Hodges	00:28	0-0	0-0	0-0	0 0 0	1 0	0	0	0	0	0	0	-1
Team					1 2 3				0				
Totals		16-53	8-19	16-19	15 30 45	18 18	56	8	14	6	2	2	11

Technical Fouls: NONE

Biggest lead	UWGB	UW
2 (1 st 19:24)	19 (2 nd 19:18)	
Best Scoring Run	UWGB	UW
8 (2 nd 13:13)	11 (1 st 4:08)	
Lead Changes	3	
Times Tied	0	
Time with Lead	04:26	34:58

GAME 4: WISCONSIN 43, DAYTON 42

Nov. 23, 2022 • Paradise Island, Bahamas. • Imperial Arena



Official Basketball Box Score - Final
Wisconsin at Dayton
 11/23/22 Atlantis Resort - Imperial Arena, Paradise Island
 2022 Bad Boy Mowers Battle 4 Atlantis

Game Time

GAME 5: #3 KANSAS 69, WISCONSIN 68 (OT)

Nov. 24, 2022 • Paradise Island, Bahamas. • Imperial Arena



Official Basketball Box Score - Final
Wisconsin at Kansas
 11/24/22 Atlanta Resort - Imperial Arena, Paradise Island
 2022 Bad Boy Mowers Battle 4 Atlanta

Game Time: 11:00 AM
 Game Duration: 3:17
 Attendance: 1,185

Officials: Mike Roberts, Raymie Shyons, Bret Smith

Wisconsin - 68													Record: 4-1																
NO.	Name	Min	FG	3P	FT	Rebounds	Fouls	TP	AS	TO	ST	Blocks	+/-	Shooting By Period															
			M-A	M-A	M-A	OR	DR	TOT	PF	FD		BS		BA	1st FG	2nd FG	3P	FT	GM FG	GM 3P	GM FT	GM FG	GM 3P	GM FT					
5	Tyler Wahl	F 35:00	8-19	0-1	7-8	3	7	10	4	8	23	2	2	3	0	0	10	1st FG	8-26	30.8%	3PT%	2-8	25.0%	FT%	2-5	40%	2nd FG	14-29	48.3%
22	Steven Crowl	F 34:49	2-6	0-2	0-1	0	6	6	0	2	4	3	0	0	1	0	-10	3PT%	4-9	44.4%	FT%	11-13	84.6%	FT%	11-13	84.6%	2nd FG	14-29	48.3%
2	Jordan Davis	G 17:28	0-5	0-3	0-0	0	4	4	1	0	0	1	0	0	0	0	-8	3PT%	4-9	44.4%	FT%	11-13	84.6%	FT%	11-13	84.6%	2nd FG	14-29	48.3%
11	Max Klesmit	G 43:08	4-6	2-3	3-4	0	1	1	2	2	13	2	0	1	0	0	2	3PT%	4-9	44.4%	FT%	11-13	84.6%	FT%	11-13	84.6%	2nd FG	14-29	48.3%
23	Chucky Hepburn	G 33:02	2-9	1-1	1-2	1	3	4	3	1	6	1	3	1	0	1	-3	3PT%	4-9	44.4%	FT%	11-13	84.6%	FT%	11-13	84.6%	2nd FG	14-29	48.3%
3	Connor Essegian	31:05	6-12	3-7	2-2	1	4	5	2	4	17	1	1	1	0	1	5	3PT%	2-7	28.6%	FT%	3-4	75.0%	FT%	3-4	75.0%	2nd FG	14-29	48.3%
14	Carter Gilmore	14:09	2-3	0-0	0-0	1	1	2	2	0	4	0	0	2	0	0	2	3PT%	0-2	0.0%	FT%	1-1	100%	FT%	1-1	100%	2nd FG	14-29	48.3%
4	Kamari McGee	04:44	0-0	0-0	0-0	0	1	1	3	0	0	0	0	0	0	0	0	3PT%	0-2	0.0%	FT%	1-1	100%	FT%	1-1	100%	2nd FG	14-29	48.3%
35	Markus Iler	04:21	0-1	0-1	0-0	0	0	0	1	0	0	0	0	0	0	0	-5	3PT%	0-2	0.0%	FT%	1-1	100%	FT%	1-1	100%	2nd FG	14-29	48.3%
10	Isaac Lindsey	07:14	0-1	0-1	1-2	0	1	1	1	1	1	0	0	0	0	0	2	3PT%	0-2	0.0%	FT%	1-1	100%	FT%	1-1	100%	2nd FG	14-29	48.3%
Team						0	1	1	0	0	0	0	0	0	0	0	0	Shooting By Period											
Totals			24-62	6-19	14-19	6	29	35	19	18	68	10	6	8	1	2	-1	1st FG	14-29	30.8%	3PT%	2-8	25.0%	FT%	2-5	40%	2nd FG	14-29	48.3%
													Dead Ball Rebounds: 7.3																

Technical Fouls:Essegian 1st14:12Klesmit 2nd5:21

Dead Ball Rebounds: 1, 0

Kansas - 69													Record: 6-0															
NO.	Name	Min	FG	3P	FT	Rebounds	Fouls	TP	AS	TO	ST	Blocks	+/-	Shooting By Period														
			M/A	M/A	M/A	OR	DR	TOT	PF	FD		BS		BA	1st FG	2nd FG	3P	FT	GM FG	GM 3P	GM FT	GM FG	GM 3P	GM FT				
10	Jalen Wilson	F 40:01	9-20	2-6	9-14	0	14	14	1	10	29	1	3	0	0	-2	1st FG	12-32	37.5%	3PT%	6-17	35.3%	FT%	3-5	60%	2nd FG	10-24	
24	KJ Adams, Jr.	F 32:24	2-2	0-0	2-4	3	3	6	4	2	6	1	2	1	0	-4	3PT%	3-9	33.3%	FT%	7-14	50%	FT%	7-14	50%	2nd FG	10-24	
3	Dajuan Harris	G 38:02	2-7	1-1	0-1	2	1	3	3	3	5	7	4	3	1	1	2	3PT%	3-9	33.3%	FT%	7-14	50%	FT%	7-14	50%	2nd FG	10-24
4	Grady Dick	G 34:46	3-8	3-7	0-0	1	4	5	1	2	9	0	0	0	0	-8	3PT%	3-9	33.3%	FT%	7-14	50%	FT%	7-14	50%	2nd FG	10-24	
15	Kevin McCullar	G 36:12	7-18	3-9	1-2	4	5	9	5	2	18	3	1	1	1	0	0	3PT%	3-9	33.3%	FT%	7-14	50%	FT%	7-14	50%	2nd FG	10-24
1	Joseph Yesulu	09:14	0-2	0-1	0-0	0	1	1	2	0	0	0	0	0	0	0	9	3PT%	3-9	33.3%	FT%	7-14	50%	FT%	7-14	50%	2nd FG	10-24
21	Zach Clemence	12:36	0-6	0-5	0-0	1	2	3	1	0	0	1	1	0	0	5	3PT%	3-9	33.3%	FT%	7-14	50%	FT%	7-14	50%	2nd FG	10-24	
0	Bobby Pettiford	19:20	1-1	0-0	0-0	1	1	2	1	0	2	2	2	0	0	3	3PT%	3-9	33.3%	FT%	7-14	50%	FT%	7-14	50%	2nd FG	10-24	
11	MJ Rice	02:25	0-0	0-0	0-0	0	0	0	0	0	0	0	0	0	0	0	0	3PT%	3-9	33.3%	FT%	7-14	50%	FT%	7-14	50%	2nd FG	10-24
Team						2	5	7	0	0	0	0	0		Shooting By Period													
Totals			24-62	9-29	12-21	14	36	50	18	19	69	15	13	5	2	1	-1	1st FG	12-32	37.5%	3PT%	6-17	35.3%	FT%	3-5	60%	2nd FG	10-24

Technical Fouls:NONE

Dead Ball Rebounds: 4, 0

	WIS	KAN	Points from	WIS	KAN	Period by Period Scoring				
Biggest lead	3 (1 st 14:48)	15 (2 nd 15:46)	Turnovers	13	4	1st	2nd	OT1	TOT	
Best Scoring Run	11 (2 nd 0:23)	10 (2 nd 3:40)	Paint	34	26	WIS	20	43	5 68	
Lead Changes	10		Second Chance	10	11	KAN	33	30	6 69	
Times Tied	8		Fast Breaks	5	7					
Time with Lead	05:35	33:15	Bench	22	2					

GAME 6: WISCONSIN 64, USC 59

Nov. 25, 2022 • Paradise Island, Bahamas • Imperial Arena



Official Basketball Box Score - Final
Southern California at Wisconsin
 11/25/22 Atlanta Resort - Imperial Arena, Paradise Island
 2022 Bad Boy Mowers Battle 4 Atlanta

Game Time: 1:00 PM
 Game Duration: 1:48
 Attendance: 510

Officials: Tony Padilla, Bert Smith, Brett Smith

Southern California - 59													Record: 4-3												
NO.	Name	Min	FG	3P	FT	Rebounds	Fouls	TP	AS	TO	ST	Blocks	+/-	Shooting By Period											
			M-A	M-A	M-A	OR DR TOT	PF FD					BS BA		1 st FG%	2 nd FG%	3PT%	FT%								
24	Joshua Morgan	F 32:06	1-1	0-0	0-0	2 3 5	0 1	2	2	1	0	1	0	15	1 st FG%	13-26	50.0%								
2	Reese Dixon-Waters	G 19:50	3-7	1-4	0-0	2 2 4	3 0	7	0	3	0	0	0	0	3PT%	6-13	46.2%								
5	Boogie Ellis	G 30:00	6-16	3-8	0-1	0 4 4	3 1	15	2	2	0	0	0	-1	FT%	2-5	40%								
13	Drew Peterson	G 31:43	6-15	5-8	0-0	3 7 10	2 0	17	3	5	0	0	1	-11	2 nd FG%	10-30	33.3%								
22	Tre White	G 25:41	3-6	0-0	1-2	0 5 5	1 1	7	0	0	1	0	0	-1	3PT%	5-10	50.0%								
0	Kobe Johnson	29:04	3-7	2-3	0-1	0 3 3	0 2	8	5	1	0	0	0	-1	FT%	0-1	0%								
30	Harrison Homery	14:14	0-2	0-2	1-2	1 1 2	3 2	1	0	0	0	0	0	-6	GM FG%	23-56	41.1%								
33	Kijani Wright	07:34	0-0	0-0	0-0	0 0 0	0 0	2	0	0	1	0	0	-18	3PT%	11-23	47.8%								
1	Malik Thomas	08:51	1-2	0-0	0-0	0 0 0	0 0	0	2	0	0	1	0	-2	FT%	2-6	33.3%								
4	Oziyah Sellers	00:57	0-0	0-0	0-0	0 0 0	0 0	0	0	0	0	0	0	0	Dead Ball Rebounds: 10										
Team						2 1 3	0	0	0	1	0	0													
Totals			23-56	11-23	2-6	10 26 36	14 7	59	12	14	2	5	1	-5											

Technical Fouls:Ellis 2nd19:29

Dead Ball Rebounds: 1, 0

Wisconsin - 64										Record: 5-1																					
NO.	Name	Min	FG		3P		FT		Rebounds		Fouls		TP	AS	TO	ST	Blocks		+/-	Shooting By Period											
			M	A	M	A	M	A	M	A	OR	DR					PF	FD		BS	BA	1st	2nd	3rd	FT						
5	Tyler Wahl	F 35:22	6-12	0-1	2-3	1	8	9	0	6	14	3	2	0	0	0	0	2	1	1st	FG%	14-28	50.0%	3PT%	7-16	43.8%	FT%	1-2	50%		
22	Steven Crowl	F 30:14	3-10	1-5	1-3	2	5	7	0	3	8	3	1	0	0	0	1	12	3	2nd	FG%	11-28	39.3%	3PT%	3-8	37.5%	FT%	3-6	50%		
2	Jordan Davis	G 24:55	3-5	1-3	1-1	1	2	3	0	1	8	1	0	1	0	0	0	12	3	3rd	FG%	25-56	44.6%	3PT%	10-24	41.7%	FT%	4-8	50.0%		
11	Max Klesmit	G 30:50	0-2	0-1	0-0	0	1	1	0	1	3	0	2	1	0	0	0	1	1	Dead Ball	Rebounds:	3	0	1	9						
21	Chucky Hepburn	G 31:06	7-13	3-5	0-1	0	2	2	0	0	17	4	1	2	0	0	0	14	3												
3	Connor Essagian	25:27	4-8	4-6	0-0	0	4	4	1	4	12	0	1	1	0	1	-1	1	1												
14	Carter Gilmore	12:19	1-3	0-1	0-0	0	1	1	1	0	2	0	0	0	1	0	0	0	0												
35	Markus River	02:05	0-0	0-0	0-0	0	0	0	1	2	0	0	0	1	0	0	-4	0	0												
10	Issac Lindsey	07:42	1-3	1-2	0-0	0	0	0	0	0	0	0	0	1	0	1	1	9	0												
Team						2		4		0		0		1		1		0													
Totals		25-56		10-24		4-8		6		26		3		7		14		64		13		8		6		1		5		5	

GAME 9: WISCONSIN 64, #13 MARYLAND 59

Dec. 6, 2022 • Madison, Wis. • Kohl Center



Official Basketball Box Score - Final
Maryland at Wisconsin
 12/06/22 Kohl Center, Madison
 2022-23 Men's Basketball

Game Time: 8:00 PM
 Game Duration: 2:07

Officials: D.J. Carstensen, Larry Sciroto, Chris Beaser

Maryland - 59

Record: 8-1 (1-1)

NO. Name	Min	FG	3P	FT	Rebounds	Fouls	TP	AS	TO	ST	Blocks	BS	BA	+/
10 Julian Reese	F 31:00	4-6	0-0	2-4	1 5 6 4	4 4	10	2	3	0	2	0	2	2
24 Dontae Scott	F 34:37	3-14	2-7	1-3	1 9 10	3 6	9	2	2	1	3	1	-5	
0 Donald Carey	G 27:03	2-5	2-5	2-2	0 5 5 5	1 8	1	3	0	0	0	0	2	
1 Jahmir Young	G 29:39	6-13	3-5	2-3	3 1 4 1	1 5	17	1	3	2	0	1	-11	
13 Hakim Hart	G 31:51	2-10	1-4	0-0	3 6 9 1	2 5	2	2	0	0	1	0	-2	
2 Jahmir Long	19:11	1-2	1-2	0-0	0 1 1 2	0 2	3	1	0	0	0	0	-4	
15 Patrick Emilien	14:04	1-3	0-0	0-0	0 1 1 2	0 2	0	1	1	1	0	0	-6	
23 Ian Martinez	12:35	2-2	1-1	0-0	0 2 2 2	0 5	0	0	0	0	0	0	-1	
Team					0 0 0 0									
Totals		21-55	10-24	7-12	8 29 37	20 18	59	9	14	4	6	3	-5	

Technical Fouls: NONE

Wisconsin - 64

Record: 7-2 (1-0)

NO. Name	Min	FG	3P	FT	Rebounds	Fouls	TP	AS	TO	ST	Blocks	BS	BA	+/
5 Tyler Wahl	F 28:48	3-10	0-1	3-7	0 5 5 5	5 9	3	3	1	2	3	6		
22 Steven Crowl	F 29:23	4-7	0-3	4-6	0 6 6 3	1 12	3	1	1	0	0	0	-4	
2 Jordan Davis	G 22:58	3-5	1-3	1-2	1 0 6 6	2 3	8	0	0	1	0	0	4	
11 Max Klesmit	G 34:27	2-6	1-3	2-2	0 3 3 2	3 7	2	1	2	0	1	1	-1	
23 Chucky Hepburn	G 36:20	4-8	2-4	3-3	0 4 4 3	3 13	2	2	1	0	1	8		
3 Connor Essegian	22:06	2-7	2-5	2-2	0 1 1 0	2 8	3	0	1	0	1	7		
14 Carter Gilmore	23:27	2-4	1-2	2-5	0 0 3 3	3 7	1	1	0	1	0	5		
4 Kamari McGee	02:31	0-0	0-0	0-0	0 0 0 0	0 0	0	0	0	0	0	0		
Team					2 0 2									
Totals		20-47	7-21	17-27	3 27 30	18 20	64	14	8	7	3	6	5	

Technical Fouls: NONE

Biggest lead	MD	UW
	1 (2 nd 18:43)	12 (1 st 7:21)
Best Scoring Run	11 (1 st 3:08)	8 (2 nd 6:31)
Lead Changes	8	
Times Tied	5	
Time with Lead	03:17	32:51

Points from	MD	UW
Turnovers	7	5
Paint	18	24
Second Chance	4	7
Fast Breaks	9	10
Bench	10	15

Period by Period Scoring	1st	2nd	TOT
MD	29	30	59
UW	31	33	64

GAME 10: WISCONSIN 78, IOWA 75 (OT)

Dec. 11, 2022 • Iowa City, Iowa • Carver-Hawkeye Arena



Official Basketball Box Score - Final
Wisconsin at Iowa
 12/11/22 Carver-Hawkeye Arena, Iowa City
 2022-23 Men's Basketball

Game Time: 5:31 PM
 Game Duration: 2:10
 Attendance: 12,430

Officials: Larry Sciroto, Bill Ek, Brooks Wells

Wisconsin - 78

Record: 8-2 (2-0)

NO. Name	Min	FG	3P	FT	Rebounds	Fouls	TP	AS	TO	ST	Blocks	BS	BA	+/
5 Tyler Wahl	F 40:05	9-14	1-2	2-5	1 6 7 4	6 4	21	3	4	4	0	0	6	
22 Steven Crowl	F 27:36	6-11	0-3	0-1	0 6 6 3	3 1	12	7	2	0	1	1	-1	
2 Jordan Davis	G 22:48	2-4	1-3	0-0	0 2 2 2	2 0	5	0	0	0	0	0	8	
11 Max Klesmit	G 30:20	3-5	1-2	0-0	0 2 2 3	0 7	2	1	1	0	0	0	10	
23 Chucky Hepburn	G 41:14	4-12	1-3	2-3	0 6 6 3	5 11	4	0	4	0	1	5		
3 Connor Essegian	32:15	5-11	2-6	2-2	0 6 6 0	2 14	1	3	1	0	0	-8		
14 Carter Gilmore	21:22	4-7	0-2	0-0	3 1 4 3	1 8	0	1	1	0	0	1		
4 Kamari McGee	03:47	0-1	0-1	0-0	0 0 0 0	0 0	0	0	0	1	0	0	-2	
10 Isaac Lindsey	04:46	0-0	0-0	0-0	0 0 0 0	0 0	0	0	0	0	0	0	-2	
35 Markus Iver	00:47	0-0	0-0	0-0	0 0 0 0	0 0	0	0	0	0	0	0	-2	
Team					0 0 0									
Totals		33-65	6-22	6-11	4 29 33	18 16	78	17	11	12	1	2	3	

Technical Fouls: NONE

Iowa - 75

Record: 7-3 (0-1)

NO. Name	Min	FG	3P	FT	Rebounds	Fouls	TP	AS	TO	ST	Blocks	BS	BA	+/
0 Filip Rebraca	F 38:13	4-7	0-0	2-3	3 5 8 4	4 10	4	3	0	1	0	1	2	
22 Patrick McCaffery	F 33:12	8-16	3-8	5-6	2 5 7 1	5 24	0	1	1	1	0	-1		
5 Dasonte Bowen	G 20:13	1-3	0-1	0-0	1 3 4 2	1 2	4	3	1	0	0	3		
13 Tony Perkins	G 43:38	7-15	1-3	2-3	1 5 6 3	4 17	3	4	1	0	1	-2		
30 Connor McCaffery	G 41:29	6-14	2-8	3-3	2 8 10	3 17	5	3	3	0	0	-2		
20 Payton Sandfort	23:07	0-7	0-5	2-2	0 3 3 3	1 2	0	1	1	0	0	-1		
4 Josh Dix	15:14	0-1	0-1	0-0	0 1 1 0	0 1	0	1	0	1	0	-5		
14 Carter Kingsbury	09:54	1-1	1-1	0-0	0 1 1 0	0 3	1	0	0	0	0	-9		
Team					1 1 2									
Totals		27-64	7-27	14-17	10 32 42	17 18	75	15	15	8	2	1	-3	

Technical Fouls: Coach 2nd 4:13

Biggest lead	WIS	IOWA
	8 (2 nd 2:13)	6 (2 nd 16:38)
Best Scoring Run	9 (2 nd 6:39)	11 (1 st OT 4:22)
Lead Changes	6	
Times Tied	6	
Time with Lead	28:28	13:43

Points from	WIS	IOWA
Turnovers	13	8
Paint	52	36
Second Chance	4	12
Fast Breaks	2	10
Bench	22	5

Period by Period Scoring	1st	2nd	OT1	TOT
WIS	27	33	18	78
IOWA	27	33	15	75

GAME 11: #22 WISCONSIN 78, LEHIGH 56

Dec. 11, 2022 • Madison, Wis. • Kohl Center



Official Basketball Box Score - Final
Lehigh at Wisconsin
 12/15/22 Kohl Center, Madison
 2022-23 Men's Basketball

Game Time: 6:00 PM
 Game Duration: 1:43
 Attendance: 12,760

Officials: Courtney Green, Eric Curry, Deldre Carr

Lehigh - 56

Record: 4-5

NO. Name	Min	FG	3P	FT	Rebounds	Fouls	TP	AS	TO	ST	Blocks	BS	BA	+/
0 Jakob Alamedun	F 30:32	2-5	0-2	0-0	0 5 5 5	1 2	4	2	3	1	2	0	-25	
35 Dominic Parolin	C 34:56	3-7	0-1	0-0	2 3 5 3	0 6	1	2	2	1	0	0	-14	
5 Evan Taylor	G 33:15	7-10	2-3	2-2	2 2 2 2	1 18	1	3	0	0	0	0	-8	
13 Keith Higgins Jr.	G 33:18	7-11	1-1	0-0	0 2 2 1	1 15	0	0	0	0	0	0	-18	
22 Tyler Whitney-Sidney	G 30:21	4-8	0-1	0-0	4 4 1 2	8 2	3	1	0	0	0	0	-20	
55 Jalin Sinclair	05:56	0-1	0-0	0-0	1 1 0 0	0 0	0	1	1	0	0	0	3	
4 Reed Fenton	13:04	0-3	0-2	0-0	0 0 0 0	2 0	0	1	0	1	0	0	-12	
23 Bube Moham	03:09	1-2	0-0	0-0	1 0 1 1	0 2	0	0	0	0	0	1	-7	
2 Jake Bellow	10:25	1-3	1-3	0-0	0 0 0 0	0 3	1	1	1	0	0	0	-7	
25 Ben Knostman	02:40	0-0	0-0	0-0	0 0 0 0	0 0	0	0	0	0	0	0	-1	
21 Burke Chebuhar	02:15	0-1	0-1	0-0	0 0 0 0	0 0	0	0	0	0	0	0	-1	
11 Brendan Reed	00:03	0-0	0-0	0-0	0 0 0 0	0 0	0	0	0	0	0	0	0	
20 Jaysen Saigal	00:03	0-0	0-0	0-0	0 0 0 0	0 0	0	0	0	0	0	0	0	
44 Tommy Conniff	00:03	0-0	0-0	0-0	0 0 0 0	0 0	0	0	0	0	0	0	0	
Team					0 0 0									
Totals		25-51	4-14	2-2	3 17 22	11 6	56	9	13	6	3	1	-22	

Technical Fouls: NONE

Wisconsin - 78

Record: 9-2

NO. Name	Min	FG	3P	FT	Rebounds	Fouls	TP	AS	TO	ST	Blocks	BS	BA	+/
5 Tyler Wahl	F 31:50	5-11	1-1	2-4	2 5 7 0	5 13	4	3	2	0	1	24		
22 Steven Crowl	F 26:49	6-11	1-1	2-2	2 3 5 0	2 15	4	2	1	0	0	0	13	
2 Jordan Davis	G 25:19	5-8	4-6	0-0	0 5 5 0	0 14	0	0	0	1	1	0	17	
11 Max Klesmit	G 29:19	3-5	2-3	0-0	0 1 1 1	0 8	3	1	1	0	0	29		
23 Chucky Hepburn	G 26:28	4-6	0-0	0-0	1 0 1 2	1 8	3	1	0	0	0	13		
3 Connor Essegian	20:08	5-10	3-7	0-0	2 4 6 1	2 13	0	1	1	0	0	-1		
14 Carter Gilmore	16:21	2-6	0-1	1-2	3 2 5 0	1 5	0	0	0	0	1	6		
4 Kamari McGee	11:53	0-1	0-1	0-0	0 1 1 2	0 0	2	1	1	0	0	10		
10 Isaac Lindsey	01:56	0-0	0-0	0-0	0 0 0 0	0 0	0	0	0	0	0	0	1	
35 Markus Iver	02:45	1-1	0-0	0-0	0 0 0 0	0 2	0	0	0	0	0	0	0	
21 Chris Hodges	02:15	0-0	0-0	0-0	0 0 0 0	0 0	0	0	0	0	0	0	1	
13 Justin Taphorn	01:39	0-0	0-0	0-0	0 0 0 0	0 0	0	0	0	0	0	0	-1	
15 Isaac Gard	01:39	0-1	0-1	0-0	0 0 0 0	0 0	0	0	0	0	0	0	-1	
30 Ross Candellino	01:39	0-0	0-0	0-0	0 1 1 0	0 0	0	0	0	0	0	0	-1	
Team					1 1 2									
Totals		31-60	11-21	5-8	11 23 34	6 11	78	16	10	6	1	3	22	

Technical Fouls: NONE

Biggest lead	LU	UW
	9 (1 st 9:38)	25 (2 nd 1:02)
Best Scoring Run	9 (1 st 12:32)	12 (2 nd 4:57)
Lead Changes	14	
Times Tied	7	
Time with Lead	15:31	18:5

GAME 13: #14 WISCONSIN 63, MINNESOTA 60

Jan. 3, 2023 • Madison, Wis. • Kohl Center



Official Basketball Box Score - Final
Minnesota at Wisconsin
 01/03/23 Kohl Center, Madison
 2022-23 Men's Basketball

Game Time: 8:00 PM
 Game Duration: 1:50
 Attendance: 13,850

Officials: Larry Scrotto, Earl Walton, LaMar Simpson

Minnesota - 60 Record: 6-7 (0-3)

NO. Name	Min	FG M-A	3P M-A	FT M-A	Rebounds OR DR TOT	Fouls PF FO	TP	AS	TO	ST	Blocks BS BA	+/-
1 Joshua Ola-Joseph	F 23:47	3-5	0-0	0-0	2 3 5	1 1	6	0	1	1	0	-11
3 Dawson Garcia	F 32:41	5-13	0-3	4-5	3 6 9	2 4	14	0	3	0	0	4
10 Jamison Battle	F 40:00	5-15	2-7	1-1	1 8 9	0 3	13	0	6	1	0	-3
0 Taurus Samuels	G 15:21	0-0	0-0	0-0	0 2 2	1 0	0	1	0	1	0	-13
5 Talon Cooper	G 35:06	7-15	2-2	0-0	2 2 2	1 2	16	3	6	0	2	-4
21 Pharrrel Payne	22:45	3-4	0-0	2-5	1 2 3	2 4	8	1	1	0	0	1
4 Braeden Carrington	18:36	1-2	0-0	1 2 3	0 3	1 2	0	0	0	0	0	7
24 Jaden Henley	11:44	0-1	0-0	0-0	1 3 4	0 1	0	1	1	2	0	4
Team					2 1 3	0	0	0	0	0	0	
Totals		24-55	5-14	7-11	11 29 40	10 15	60	7	20	5	2	-3

Technical Fouls: Ola-Joseph 2nd 16:43

Shooting By Period	1 st FG%	2 nd FG%	3 rd FG%	4 th FG%	5 th FG%
1 st FG%	11-27	39.3%			
2 nd FG%	15-27	55.6%			
3 rd FG%	17-37	45.9%			
4 th FG%	4-15	26.7%			
5 th FG%	29-64	45.3%			
GM FG%	5-14	35.7%			
FT%	7-11	63.6%			

Dead Ball Rebounds: 1, 1

Wisconsin - 63 Record: 11-2 (3-0)

NO. Name	Min	FG M-A	3P M-A	FT M-A	Rebounds OR DR TOT	Fouls PF FO	TP	AS	TO	ST	Blocks BS BA	+/-
5 Tyler Wahl	F 08:50	1-5	0-1	0-0	0 2 2	0 0	2	0	0	0	1	-3
22 Steven Crowl	F 30:25	8-13	1-2	0-1	1 4 5	3 2	17	1	3	2	0	7
2 Jordan Davis	G 27:39	3-5	1-3	0-0	1 7 8	2 0	7	0	1	0	0	-2
11 Max Klesmit	G 34:58	2-8	1-4	0-0	0 1 1	3 0	5	3	2	3	1	5
23 Chucky Hepburn	G 34:12	5-11	3-4	3-3	0 2 2	1 5	16	4	1	5	0	12
3 Connor Essegian	19:42	3-7	1-3	4-5	0 4 4	1 2	11	0	1	2	0	-5
14 Carter Gilmore	29:53	1-3	0-0	0-0	0 0 0	4 1	2	1	0	1	0	-3
4 Kamari McGee	03:30	0-0	0-0	0-0	0 0 0	0 0	0	0	0	0	0	-1
35 Markus Iver	10:52	1-3	1-3	0-0	0 2 2	1 0	3	0	0	0	0	5
Team					0 0 0	0	0	1	0	0	0	
Totals		24-55	8-20	7-9	2 22 24	15 10	63	9	9	13	2	3

Technical Fouls: NONE

Shooting By Period	1 st FG%	2 nd FG%	3 rd FG%	4 th FG%	5 th FG%
1 st FG%	13-28	46.4%			
2 nd FG%	11-27	40.7%			
3 rd FG%	13-31	41.9%			
4 th FG%	4-9	44.4%			
5 th FG%	29-64	45.3%			
GM FG%	5-14	35.7%			
FT%	7-9	77.8%			

Dead Ball Rebounds: 1, 1

UM	UW
Biggest lead	4 (1 st 11:10) 15 (2 nd 16:17)
Best Scoring Run	11 (2 nd 8:34) 15 (2 nd 17:56)
Lead Changes	6
Times Tied	6
Time with Lead	03:07 28:06

Points from	UM	UW
Turnovers	5	21
Paint	28	32
Second Chance	12	0
Fast Breaks	2	5
Bench	11	16

Period by Period Scoring	1st	2nd	TOT
UM	26	34	60
UW	32	31	63

GAME 14: ILLINOIS 79, #14 WISCONSIN 69

Jan. 7, 2023 • Champaign, Ill. • State Farm Center



Official Basketball Box Score - Final
Wisconsin at Illinois
 01/07/23 State Farm Center, Champaign, Ill.
 2022-23 Men's Basketball

Game Time: 12:30 PM
 Game Duration: 2:03
 Attendance: 15,544

Officials: D.J. Carstensen, Kelly Pfeiler, Lewis Garrison

Wisconsin - 69 Record: 11-3 (3-1)

NO. Name	Min	FG M-A	3P M-A	FT M-A	Rebounds OR DR TOT	Fouls PF FO	TP	AS	TO	ST	Blocks BS BA	+/-
14 Carter Gilmore	F 30:36	2-3	0-0	0-1	3 4 7	3 2	4	1	1	0	0	-7
22 Steven Crowl	F 28:35	9-18	1-7	1-2	4 8 12	3 3	20	3	2	0	1	-11
2 Jordan Davis	G 26:15	2-4	1-3	0-1	0 4 4	3 1	5	0	0	0	0	-1
11 Max Klesmit	G 33:13	4-9	2-5	1-3	1 3 4	4 3	11	1	0	2	1	-11
23 Chucky Hepburn	G 36:12	8-18	3-7	3-5	0 3 3	2 4	22	7	3	4	0	-5
35 Markus Iver	18:41	1-6	0-3	0-0	1 2 3	0 0	2	0	0	0	0	-2
3 Connor Essegian	22:40	2-5	1-3	0-0	0 0 0	3 1	5	0	2	0	0	-4
4 Kamari McGee	02:29	0-1	0-0	0-0	0 0 0	1 0	0	0	1	0	0	-9
21 Chris Hodges	01:19	0-0	0-0	0-0	1 0 1	2 0	0	0	0	0	0	0
Team					0 0 0	0	0	0	0	0	0	
Totals		28-64	8-29	5-12	10 24 34	21 14	69	12	9	6	2	6

Technical Fouls: NONE

Shooting By Period	1 st FG%	2 nd FG%	3 rd FG%	4 th FG%	5 th FG%
1 st FG%	11-27	40.7%			
2 nd FG%	17-37	45.9%			
3 rd FG%	4-15	26.7%			
4 th FG%	29-64	45.3%			
5 th FG%	5-12	41.7%			
GM FG%	5-12	41.7%			
FT%	5-12	41.7%			

Dead Ball Rebounds: 2, 0

Illinois - 79 Record: 10-5 (1-3)

NO. Name		Min	FG M-A	3P M-A	FT M-A	Rebounds OR DR TOT	Fouls PF FO	TP	AS	TO	ST	Blocks BS BA	+/-	
24	Matthew Mayer	F 29:52	2-5	1-2	5-6	2 4 6	3 5	10	3	0	0	2	0	8
33	Coleman Hawkins	F 32:34	7-11	6-9	0-0	0 5 5	2 0	20	1	2	0	0	7	
42	Dain Dainja	F 24:11	2-6	0-0	0-2	2 4 6	2 5	4	1	1	0	3	5	
0	Terrence Shannon Jr.	G 31:19	7-11	1-2	9-12	0 8 8	4 7	24	3	2	1	1	0	5
1	Sencire Harris	G 15:16	0-2	0-0	0-0	0 0 0	1 1	0	2	0	3	0	13	
3	Jayden Epps	29:22	5-8	2-3	3-4	1 2 3	1 2	15	2	4	1	0	0	3
15	RJ Melendez	24:31	1-6	0-3	2-2	1 5 6	1 1	4	2	0	0	0	1	4
20	Ty Rodgers	12:55	1-4	0-0	0-0	1 2 3	0 0	2	0	1	0	0	0	5
Team						0 0 0	0	0	0	0	0			
Totals			25-53	10-19	19-26	7 30 37	14 21	79	14	10	5	6	2	10

Technical Fouls: NONE

Shooting By Period	1 st FG%	2 nd FG%	3 rd FG%	4 th FG%	5 th FG%
1 st FG%	13-31	41.9%			
2 nd FG%	12-22	54.5%			
3 rd FG%	6-10	60.0%			
4 th FG%	19-24	79.2%			
5 th FG%	25-53	47.2%			
GM FG%	10-19	52.6%			
FT%	19-26	73.1%			

Dead Ball Rebounds: 4, 1

WIS	ILL
Biggest lead	5 (1 st 14:11) 15 (2 nd 5:34)
Best Scoring Run	6 (2 nd 13:26) 11 (1 st 1:12)
Lead Changes	3
Times Tied	2
Time with Lead	14:12 23:15

Points from	WIS	ILL
Turnovers	15	9
Paint	38	26
Second Chance	10	4
Fast Breaks	5	7
Bench	7	21

Period by Period Scoring	1st	2nd	TOT
WIS	27	42	69
ILL	30	49	79

GAME 15: MICHIGAN STATE 69, #18 WISCONSIN 65

Jan. 10, 2023 • Madison, Wis. • Kohl Center



Official Basketball Box Score - Final
Michigan St. at Wisconsin
 01/10/23 Kohl Center, Madison
 2022-23 Men's Basketball

Game Time: 6:00 PM
 Game Duration: 2:00
 Attendance: 14,260

Officials: Rob Riley, Chris Beaver, Brooks Weiss

Michigan St. - 69 Record: 12-4 (4-1)

NO. Name	Min	FG M-A	3P M-A	FT M-A	Rebounds OR DR TOT	Fouls PF FO	TP	AS	TO	ST	Blocks BS BF	+/-
10 Joey Hauser	F 36:07	6-8	2-3	6-6	2 6 8	2 3	20	0	2	0	0	5
22 Macy Sisoko	C 22:31	3-3	0-0	0-0	0 11 11	4 1	6	0	1	0	0	5
2 Tyson Walker	G 35:47	4-9	3-3	2-2	0 0 0	0 5	13	1	1	1	0	5
3 Jaden Atkins	G 20:13	4-8	2-4	2-2	0 1 1	2 2	12	0	4	1	0	2
11 A.J. Hoggard	G 29:13	3-8	0-1	4-4	0 4 4	2 2	10	8	2	0	0	15
0 Jaxon Kohler	04:12	0-0	0-0	0-0	0 0 0	0 1	0	0	0	0	0	-3
25 Malik Hall	27:03	3-6	0-1	2-3	0 5 5	0 2	8	0	1	0	0	-4
1 Pierre Brooks	03:53	0-1	0-0	0-0	0 0 0	1 0	0	0	0	0	0	-1
5 Tre Holloman	09:15	0-1	0-0	0-0	0 1 1	0 0	0	1	2	0	0	-11
15 Carson Cooper	11:46	0-0	0-0	0-0	1 1 2	1 2	0	0	1	2	0	-1
Team					1 0 1	0	0	1				
Totals		23-44	7-13	16-17	4 29 33	12 18	69	10	14	3	3	1 4

Technical Fouls: NONE

Shooting By Period	1 st FG%	2 nd FG%	3 rd FG%	4 th FG%	5 th FG%
1 st FG%	11-23	47.8%			
2 nd FG%	12-21	57.1%			
3 rd FG%	2-5	40.0%			
4 th FG%	10-11	90.9%			
5 th FG%	23-44	52.3%			
GM FG%	7-13	53.8%			
FT%	16-17	94.1%			

Dead Ball Rebounds: 2, 0

Wisconsin - 65 Record: 11-4 (3-2)

NO. Name	Min	FG M-A	3P M-A	FT M-A	Rebounds OR DR TOT	Fouls PF FO	TP	AS	TO	ST	Blocks BS BA	+/-
14 Carter Gilmore	F 28:41	2-3	1-1	0-0	0 1 1	3 0	5	1	0	0	0	-7
22 Steven Crowl	F 34:08	9-17	1-3	0-1	0 3 3	2 2	19	2	1	0	0	-3
2 Jordan Davis	G 22:20	0-2	0-1	0-0	1 2 3	2 1	0	0	0	1	0	3
11 Max Klesmit	G 28:53	2-7	1-5	2-2	0 2 2	4 3	7	0	1	2	0	-8
23 Chucky Hepburn	G 33:23	4-11	2-6	4-5	1 2 3	4 4	14	5	3	2	1	-9
10 Isaac Lindsey	07:45	0-2	0-1	0-0	0 4 4	2 0	0	0	0	0	0	5
3 Connor Essegian	27:40	5-7	3-4	0-0	1 0 1	0 1	13	0	0	1	0	-2
21 Chris Hodges	03:53	1-1	0-0	0-0	0 0 0	1 0	2	0	0	0	0	1
35 Markus Iver	13:17	2-5	1-2	0-0	0 1 1	1 0	5	1	0	0	0	0
Team					0 0 0	0	0	0	0			
Totals		25-55	9-23	6-8	3 15 18	18 12	65	9	5	6	1 3	-4

GAME 17: WISCONSIN 63, PENN STATE 60

Jan. 17, 2023 • Madison, Wis. • Kohl Center



Official Basketball Box Score - Final

Penn St. at Wisconsin

01/17/23 Kohl Center, Madison

2022-23 Men's Basketball

Game Time: 7:30 PM

Game Duration: 1:54

Attendance: 14,236

Officials: Brian Dorsey, Michael Irving, Eric Curry

Penn St. - 60													
Record: 12-6 (4-4)													
NO.	Name	Min	FG M-A	3P M-A	FT M-A	Rebounds OR DR TOT	Fouls PF FD	TP	AS	TO	ST	Blocks BS BA	+/-
1	Seth Lundy	F 22:00	1-3	0-1	0-0	0 1 1	4 0	2	1	2	1	1 0	-9
3	Kebba Njie	F 16:56	0-1	0-0	0-0	0 2 2	3 1	0	1	2	0	1 0	-9
10	Andrew Funk	G 37:36	4-11	3-8	5-5	1 1 2	0 4	16	1	0	0	0 0	-6
11	Camren Wynter	G 24:47	2-6	1-2	1-2	0 2 2	4 1	6	0	1	0	0 0	-11
22	Jalen Pickett	G 40:00	8-15	1-3	2-4	2 10 12	3 4	19	6	3	0	0 1	-3
2	Myles Dread	27:36	4-7	3-6	0-0	0 5 5	2 0	11	0	1	1	1 0	4
0	Kanye Clary	09:45	0-1	0-0	0-0	0 3 3	1 0	0	1	0	0	0 0	8
12	Evan Mahaffey	21:19	3-5	0-0	0-0	1 3 4	4 3	6	0	1	1	2 1	11
Team						0 1 1		0	0				
Totals			22-49	8-20	8-11	4 28 32	21 13	60	10	3	5	2	-3

Technical Fouls: NONE

Shooting By Period

1st FG% 13-25 52.0%

3PT% 5-9 55.6%

FT% 5-8 62.5%

2nd FG% 9-24 37.5%

3PT% 3-11 27.3%

FT% 3-3 100%

GMFG% 22-49 44.9%

3PT% 8-20 40.0%

FT% 8-11 72.7%

Dead Ball Rebounds: 1, 0

Wisconsin - 63													
Record: 12-5 (4-3)													
NO.	Name	Min	FG M-A	3P M-A	FT M-A	Rebounds OR DR TOT	Fouls PF FD	TP	AS	TO	ST	Blocks BS BA	+/-
5	Tyler Wahl	F 32:50	3-10	1-1	3-6	2 3 5	3 7	10	2	1	1	1 3	4
22	Steven Crowl	F 33:24	9-16	1-3	2-4	1 10 11	1 3	21	2	1	0	0 0	5
3	Connor Essegian	G 33:20	4-7	2-4	0-0	0 3 3	3 3	10	0	0	1	0 0	10
11	Max Klesmit	G 09:47	1-4	1-3	0-0	0 1 1	2 0	3	0	0	0	0 1	-7
23	Chucky Hepburn	G 34:37	3-7	2-2	5-6	0 0 0	1 6	13	3	3	1	0 0	8
10	Isaac Lindsey	10:16	1-3	0-1	0-0	0 0 0	2 0	2	0	0	0	0 0	-8
14	Carter Gilmore	13:46	0-0	0-0	0-0	1 1 2	0 1	0	0	0	0	1 0	-3
2	Jordan Davis	29:15	2-7	0-3	0-0	1 5 6	1 1	4	1	0	0	0 1	9
4	Kamari McGee	02:45	0-0	0-0	0-0	0 0 0	0 0	0	0	0	0	0 0	-3
Team						3 1 4		0	1				
Totals			23-54	7-17	10-16	8 24 32	13 21	63	8	6	3	2 5	3

Technical Fouls: NONE

Shooting By Period

1st FG% 12-31 38.7%

3PT% 3-9 33.3%

FT% 3-5 60%

2nd FG% 11-23 47.8%

3PT% 4-8 50.0%

FT% 7-11 63.6%

GMFG% 23-54 42.6%

3PT% 7-17 41.2%

FT% 10-16 62.5%

Dead Ball Rebounds: 1, 1

	PSU		UW	
Biggest lead	7 (1 st 1:01)		4 (2 nd 12:12)	
Best Scoring Run	5 (1 st 9:56)		8 (2 nd 16:04)	
Lead Changes	8			
Times Tied	8			
Time with Lead	17:31		17:26	
	Points from		PSU	UW
	Turnovers		0	15
	Paint		24	28
	Second Chance		4	6
	Fast Breaks		0	4
	Bench		17	6
	Period by Period Scoring			
		1st	2nd	TOT
	PSU	36	24	60
	UW	30	33	63

GAME 18: NORTHWESTERN 66, WISCONSIN 63

Jan. 23, 2023 • Evanston, Ill. • Welsh-Ryan Areen



Official Basketball Box Score - Final

Wisconsin at Northwestern

01/23/23 Welsh-Ryan Areen, Evanston, IL

2022-23 Men's Basketball

Game Time: 5:30 PM

Game Duration: 2:04

Attendance: 4,218

Officials: Kelly Pfeifer, Rob Kuerneman, Rob Riley Sr.

Wisconsin - 63														
Record: 12-6 (4-4)														
NO.	Name	Min	FG M-A	3P M-A	FT M-A	Rebounds OR DR TOT	Fouls PF FD	TP	AS	TO	ST	Blocks BS BA	+/-	
5	Tyler Wahl	F 35:01	4-10	1-4	2-5	1 4 5	4 10	11	3	4	0	0 0	7	1st FG% 10-27 37.0%
41	Steven Crowl	F 32:31	3-7	0-3	2-4	1 8 9	2 5	8	3	0	1	0 0	-3	3PT% 4-12 33.3%
2	Jordan Davis	G 37:35	6-10	3-6	0-0	3 3 6	5 0	15	1	0	1	1 0	0	FT% 2-3 66.7%
3	Connor Essegian	G 34:53	3-11	2-8	2-2	0 4 4	1 1	10	2	1	0	0 0	2	2nd FG% 12-30 40.0%
23	Chucky Hepburn	G 33:22	4-16	3-9	1-3	1 0 1	1 5	12	5	0	1	0 1	-8	3PT% 6-19 31.6%
10	Isaac Lindsey	05:22	0-1	0-0	0-0	0 1 1	1 0	0	0	0	0	0 0	-4	FT% 7-13 53.8%
14	Carter Gilmore	09:27	1-1	0-0	2-2	2 0 2	1 1	4	1	0	0	0 0	-6	GMFG% 22-57 38.6%
35	Markus Ilver	05:11	0-0	0-0	0-0	0 0 0	2 0	0	1	0	0	0 0	-8	3PT% 9-31 29.0%
4	Kamari McGee	06:38	1-1	1-1	0-0	0 1 1	2 0	3	0	0	0	0 0	5	FT% 9-16 56.3%
Team						2 1 3		0	2					Dead Ball Rebounds: 3, 1
Totals			22-57	10-31	9-16	10 22 32	19 22	63	16	7	3	1 1	-3	

Northwestern - 66													
Record: 13-5 (4-3)													
NO.	Name	Min	FG M-A	3P M-A	FT M-A	Rebounds OR DR TOT	Fouls PF FD	TP	AS	TO	ST	Blocks BS BA	+/-
31	Robbie Beran	F 25:38	2-4	1-2	2-2	1 2 3	2 1	7	0	0	0	1 0	0
34	Matthew Nicholson	C 24:19	1-3	0-0	5-6	1 5 6	4 4	7	1	2	0	0 1	-3
0	Boo Buie	G 36:37	7-15	1-4	5-6	0 7 7	3 7	20	5	1	1	0 0	1
1	Chase Audige	G 38:35	6-15	2-5	2-2	1 2 3	4 3	16	0	0	0	0 0	3
3	Ty Berry	G 27:20	1-3	0-0	0-0	0 5 5	3 0	2	0	1	0	0 0	5
5	Julian Roper II	08:18	2-2	1-1	0-0	0 0 0	1 0	5	0	0	1	0 0	2
10	Tydeus Verhoeven	05:07	0-1	0-0	0-0	1 0 1	5 1	0	1	1	1	0 0	1
13	Brooks Barnhizer	29:33	3-8	1-4	2-2	2 3 5	0 1	9	2	0	0	0 0	6
53	Roy Dixon III	00:08	0-0	0-0	0-0	0 0 0	0 0	0	0	0	0	0 0	-2
2	Nick Martinelli	04:25	0-0	0-0	0-0	1 0 1	0 2	0	0	0	0	0 0	2
Team						1 3 4		0	1				
Totals			22-51	6-16	16-18	8 27 35	22 19	66	9	6	3	1 1	3

Technical Fouls: NONE

Shooting By Period

1st FG% 11-27 40.7%

3PT% 2-7 28.6%

FT% 8-9 88.9%

2nd FG% 11-24 45.8%

3PT% 4-9 44.4%

FT% 8-9 88.9%

GMFG% 22-51 43.1%

3PT% 6-16 37.5%

FT% 16-18 88.9%

Dead Ball Rebounds: 0, 2

Technical Fouls									
	UW	NU	Points from						
Biggest lead	4 (2 nd 15:48)	8 (1 st 6:29)	Turnovers	UW	NU	Period by Period Scoring			
Best Scoring Run	10(2 nd 17:31)	7(1 st 11:34)	Paint	22	24	1st	2nd	TOT	
Lead Changes	17		Second Chance	11	6	UW	26	37	63
Times Tied	11		Fast Breaks	2	2	NU	32	34	66
Time with Lead	08:21	25:26	Bench	7	14				

SPECIAL STATISTICS

Game	Pts off T/O (Wis / Opp)	Pts in Paint (Wis / Opp)	2nd Chance Pts (Wis / Opp)	Fast Break Pts (Wis / Opp)	Bench Pts (Wis / Opp)
11/07/22 SOUTH DAKOTA	8 / 12	26 / 24	8 / 8	13 / 5	23 / 18
11/11/22 vs. Stanford	18 / 10	26 / 30	8 / 10	6 / 2	10 / 16
11/15/22 GREEN BAY	10 / 8	16 / 22	17 / 2	5 / 0	11 / 22
11/23/22 vs. Dayton	8 / 7	16 / 20	13 / 4	0 / 4	24 / 9
11/24/22 vs. Kansas	13 / 4	34 / 26	10 / 11	5 / 7	22 / 2
11/25/22 vs. USC	15 / 18	26 / 12	5 / 10	11 / 10	17 / 11
11/29/22 WAKE FOREST	17 / 10	22 / 36	11 / 8	6 / 5	15 / 13
12/03/22 at Marquette	10 / 18	28 / 34	8 / 6	8 / 12	17 / 18
12/06/22 MARYLAND	7 / 5	18 / 24	4 / 7	9 / 10	10 / 15
12/11/22 at Iowa	13 / 8	52 / 36	4 / 12	2 / 10	22 / 5
12/15/22 LEHIGH	20 / 15	38 / 28	10 / 2	0 / 10	20 / 5
12/30/22 W. MICHIGAN	9 / 3	32 / 22	11 / 8	4 / 6	14 / 18
01/3/23 MINNESOTA	21 / 5	32 / 28	0 / 12	5 / 2	16 / 11
01/7/23 at Illinois	15 / 9	38 / 26	10 / 4	5 / 7	7 / 21
01/10/23 MICHIGAN STATE	27 / 2	30 / 26	2 / 9	0 / 7	20 / 8
01/14/23 at Indiana	5 / 7	22 / 42	8 / 10	2 / 3	19 / 6
01/17/23 PENN STATE	15 / 0	28 / 24	6 / 4	4 / 0	6 / 17
01/23/23 at Northwestern	11 / 7	22 / 24	11 / 6	2 / 2	7 / 14
RUNNING TOTAL	218 / 148	444 / 456	146 / 132	87 / 102	274 / 230
PER GAME AVERAGE	12.1 / 8.2	24.7 / 25.3	8.1 / 7.3	4.8 / 5.7	15.2 / 12.8

TEAM SUPERLATIVES

WISCONSIN

HIGH

LOW

• Points	85	SOUTH DAKOTA (11/7/22)	43	vs. Dayton (11/23/22)
• First-Half Points	41	vs. Marquette (12/3/22)	20	at Indiana (1/14/23)
• Second-Half Points	47	2x; MR vs Western Michigan (12/30/22)	20	vs. Dayton (11/23/22)
• Field Goals Made	33	at Iowa (12/11/22)	14	vs. Dayton (11/23/22)
• Field Goal Attempts	65	at Iowa (12/11/22)	47	Maryland (12/6/22)
• Field Goal Percentage	.519 (28-54)	vs. Western Michigan (12/30/22)	.237 (14-59)	vs. Dayton (11/23/22)
• 3-Point Field Goals Made	12	4x; MR Western Michigan (12/30/22)	5	2x; MR at Indiana (1/14/23)
• 3-Point Field Goal Attempts	31	at Northwestern (1/23/23)	19	2x; MR vs. Kansas (11/24/22)
• 3-Point Field Goal Pct. (min. 10 att.)	.524 (11-21)	Lehigh (12/15/22)	.208 (5-24)	at Indiana (1/14/23)
• Free Throws Made	17	2x; MR MARYLAND (12/6/22)	4	2x; MR at Indiana (1/14/23)
• Free Throw Attempts	27	vs. Maryland (12/6/22)	8	2x; MR vs. Michigan St. (1/10/23)
• Free Throw Pct. (min. 15 att.)	.842 (16-19)	vs. GREEN BAY (11/15/22)	.563 (9-16)	at Northwestern (1/23/23)
• Offensive Rebounds	15	vs. GREEN BAY (11/15/22)	2	vs. Minnesota (1/3/23)
• Defensive Rebounds	30	2x; MR GREEN BAY (11/15/22)	15	vs. Michigan St. (1/10/23)
• Total Rebounds	45	GREEN BAY (11/15/22)	18	vs. Michigan St. (1/10/23)
• Fouls	21	at Illinois (1/7/23)	6	vs. Lehigh (12/15/22)
• Assists	21	vs. Marquette (12/3/22)	6	at Indiana (1/14/23)
• Turnovers	15	vs. Marquette (12/3/22)	4	vs. Western Michigan (12/30/22)
• Steals	13	vs. Minnesota (1/3/23)	2	vs. Western Michigan (12/30/22)
• Blocked Shots	4	2x; MR vs. Stanford (11/11/22)	0	at Indiana (1/14/23)

OPPONENT

HIGH

LOW

• Points	79	at Illinois (1/7/23)	42	vs. Dayton (11/23/22)
• First-Half Points	37	WAKE FOREST (11/29/22)	14	vs. Dayton (11/23/22)
• Second-Half Points	49	at Illinois (1/7/23)	24	2X; MR vs. Penn State (1/17/23)
• Field Goals Made	29	2x; MR at Indiana (1/14/23)	15	GREEN BAY (11/15/22)
• Field Goal Attempts	64	at Iowa (12/11/22)	44	2x; MR vs. Michigan St. (1/10/23)
• Field Goal Percentage	.537 (29-54)	WAKE FOREST (11/29/22)	.302 (16-53)	vs. Dayton (11/23/22)
• 3-Point Field Goals Made	12	vs. Western Michigan (12/30/22)	1	2x; MR at Indiana (1/14/23)
• 3-Point Field Goal Attempts	29	2x; MR vs. Western Michigan (12/30/22)	8	at Indiana (1/14/23)
• 3-Point Field Goal Pct. (min. 10 att.)	.538 (7-13)	vs. Michigan St. (1/10/23)	.063 (1-16)	vs. Stanford (11/11/22)
• Free Throws Made	19	at Illinois (1/7/23)	2	3x; MR vs. Western Michigan (12/30/22)
• Free Throw Attempts	26	at Illinois (1/7/23)	2	vs. Lehigh (12/15/22)
• Free Throw Pct. (min. 10 att.)	.941 (16-17)	vs. Michigan St. (1/10/23)	.565 (13-23)	GREEN BAY (11/15/22)
• Offensive Rebounds	14	vs. Kansas (11/24/22)	3	3x; MR vs. Penn State (1/17/23)
• Defensive Rebounds	36	vs. Kansas (11/24/22)	17	vs. Lehigh (12/15/22)
• Total Rebounds	50	vs. Kansas (11/24/22)	20	vs. Lehigh (12/15/22)
• Fouls	22	at Northwestern (1/23/23)	11	vs. Lehigh (12/15/22)
• Assists	18	vs. Iowa (12/11/22)	6	3x; MR vs. Dayton (11/23/22)
• Turnovers	20	vs. Minnesota (1/3/23)	6	at Northwestern (1/23/23)
• Steals	10	vs. Marquette (12/3/22)	2	2x; MR vs. Western Michigan (12/30/22)
• Blocked Shots	9	vs. Stanford (11/11/22)	1	2x; MR at Northwestern (1/23/23)

MISCELLANEOUS

HIGH

SECOND-HIGHEST

• UW's Largest Deficit Overcome in Win	7 2x; MR (1:01 H) vs. Penn State (1/17/23)	6 (16:38 2H) at Iowa (12/11/22)
• UW's Largest Deficit Overcome in Win (2nd Half/OT)	6 (16:38 2H) at Iowa (12/11/22)	--
• UW's Largest Lead Surrendered in Loss	6 (00:05 1H) WAKE FOREST (11/29/22)	5 (2x) MR (5:45 2H) vs. Michigan St. (1/10/23)
• UW's Largest Lead Surrendered in Loss (2nd Half/OT)	7 (19:15 2H) WAKE FOREST (11/29/22)	4 (15:48 2H) at Northwestern (1/23/23)
• UW's Largest Halftime Lead	17 GREEN BAY (11/15/22)	12 vs. Stanford (11/11/22)
• UW's Largest Halftime Deficit	13 vs. Kansas (11/24/22)	6 (2x) MR at Northwestern (1/23/23)
• UW's Largest Lead	28 (83-55, 0:46) SOUTH DAKOTA (11/7/22)	25 (78-53, 1:02 2H) Lehigh (12/15/22)
• UW's Largest Deficit	21 (61-40, 2:51 2H) at Indiana (1/14/23)	15 (2x); MR (5:34 2H) at Illinois (1/7/23)

INDIVIDUAL SUPERLATIVES

WISCONSIN

HIGH

SECOND-HIGHEST

• Points	25	Steven Crowl (vs. Western Michigan - 12/30/22)	23	Tyler Wahl (vs. Kansas - 11/24/22)
• First-Half Points	16	Hepburn (Marquette - 11/29/22)	12	Hepburn (Wake Forest - 11/29/22)
• Second-Half Points	20	Steven Crowl (vs. Western Michigan - 12/30/22)	18	Crowl & Hepburn (at Illinois - 1/7/23)
• Field Goals Made	9	4x; MR Crowl (vs. Penn State - 1/17/23)	9	Tyler Wahl (at Iowa - 12/11/22)
• Field Goal Attempts	19	Tyler Wahl (vs. Kansas - 11/24/22)	18	2x; MR Crowl & Hepburn (at Illinois 1/7/23)
• Field Goal Percentage (min. 6 made)	.700 (7-10)	Chucky Hepburn (at Marquette - 12/3/22)	.692 (9-13)	Crowl (vs. Western Michigan - 12/30/22)
• 3-Point Field Goals Made	6	Chucky Hepburn (vs. Wake Forest - 11/29/22)	5	Chucky Hepburn (at Marquette - 12/3/22)
• 3-Point Field Goal Attempts	12	Chucky Hepburn (vs. Wake Forest - 11/29/22)	9	Chucky Hepburn (at Northwestern - 1/23/23)
• 3-Point Field Goal Pct. (min. 3 made)	.833 (5-6)	Chucky Hepburn (at Marquette - 12/3/22)	.750 (3-4)	3x; MR Essegian (vs. Michigan St. - 1/10/23)
• Free Throws Made	9	Tyler Wahl (SOUTH DAKOTA - 11/7/22)	7	Tyler Wahl (vs. Kansas - 11/24/22)
• Free Throw Attempts	10	Tyler Wahl (SOUTH DAKOTA - 11/7/22)	8	2x; MR Wahl (vs. Kansas - 11/24/22)
• Free Throw Pct. (min. 7 made)	.900 (9-10)	Tyler Wahl (SOUTH DAKOTA - 11/7/22)	.875 (7-8)	Tyler Wahl (vs. Kansas - 11/24/22)
• Offensive Rebounds	4	3x; MR Steven Crowl (at Illinois 1/7/23)	3	5x; MR Davis (at Northwestern - 1/23/23)
• Defensive Rebounds	10	Steven Crowl (vs. Penn State - 1/17/23)	9	2x; MR Essegian (at Indiana - 1/14/23)
• Total Rebounds	12	Steven Crowl (at Illinois - 1/7/23)	11	2x; MR Crowl (vs. Stanford - 1/17/23)
• Fouls	5	2x; MR Davis (at Northwestern - 1/23/23)	5	Tyler Wahl (MARYLAND - 12/6/22)
• Assists	7	2x; MR Chucky Hepburn (at Illinois - 1/7/23)	5	3x; MR Hepburn (at Northwestern - 1/23/23)
• Turnovers	5	Tyler Wahl (Marquette - 12/3/22)	4	3x; MR Wahl (at Northwestern - 1/23/23)
• Steals	5	Chucky Hepburn (vs. Minnesota - 1/3/23)	4	2x; MR Hepburn (at Illinois - 1/7/23)
• Blocked Shots	3	Steven Crowl (vs. Stanford - 11/11/22)	2	2x; MR Wahl (Western Michigan - 12/30/22)

OPPONENT

HIGH

SECOND-HIGHEST

• Points	32	Tyree Appleby (vs. Wake Forest - 11/29/22)	29	Jalen Wilson (vs. Kansas - 11/24/22)
• First-Half Points	17	Perrott-Hunt (SOUTH DAKOTA - 11/7/22)	13	Boogie Ellis (vs. USC - 11/25/22)
• Second-Half Points	20	Tyree Appleby (vs. Wake Forest - 11/29/22)	17	Jalen Wilson (vs. Kansas - 11/24/22)
• Field Goals Made	11	Tyree Appleby (vs. Wake Forest - 11/29/22)	10	Perrott-Hunt (SOUTH DAKOTA - 11/7/22)
• Field Goal Attempts	20	2x; MR Wilson (vs. Kansas - 11/24/22)	17	Kobe Elvis (vs. Dayton - 11/23/22)
• Field Goal Percentage (min. 7 made)	.700 (7-10)	Evan Taylor (vs. Lehigh - 11/15/22)	.692 (9-13)	Trayce Jackson-Davis (at Indiana - 1/14/23)
• 3-Point Field Goals Made	6	Coleman Hawkins (at Illinois - 1/7/23)	5	Drew Peterson (vs. USC - 11/25/22)
• 3-Point Field Goal Attempts	9	2x; MR Coleman Hawkins (at Illinois - 1/7/23)	8	2x; MR Funk (vs Penn State - 1/17/23)
• 3-Point Field Goal Pct. (min. 3 made)	1.000 (3-3)	Tyson Walker (vs. Michigan St. - 1/10/23)	.833 (5-6)	Drew Peterson (vs. USC - 11/25/22)
• Free Throws Made	9	2x; MR Shannon Jr. (at Illinois - 1/7/23)	7	Oliver Prosper (at Marquette - 12/3/22)
• Free Throw Attempts	14	Jalen Wilson (vs. Kansas - 11/24/22)	12	Terrence Shannon Jr. (at Illinois - 1/7/23)
• Free Throw Pct. (min. 5 made)	1.000 (5-5)	4x; MR Funk (vs. Penn St. - 1/17/23)	.875 (7-8)	Oliver Prosper (at Marquette - 12/3/22)
• Offensive Rebounds	5	Jordan Geronimo (at Indiana - 1/14/23)	4	Kevin McCullar (vs. Kansas - 11/24/22)
• Defensive Rebounds	14	Jalen Wilson (vs. Kansas - 11/24/22)	12	Trayce Jackson-Davis (at Indiana - 1/14/23)
• Total Rebounds	14	Jalen Wilson (vs. Kansas - 11/24/22)	12	2x; MR Jalen Pickett (vs Penn St. - 1/17/23)
• Fouls	5	2x; Donald Carey (MARYLAND - 12/6/22)	4	17x; MR 2 Players (at Northwestern - 1/23/23)
• Assists	8	2x; MR Hoggard (vs. Michigan St. - 1/10/23)	7	Dajuan Harris (vs. Kansas - 11/24/22)
• Turnovers	6	Jamison Battle (vs. Minnesota - 1/3/23)	5	2x; MR Hildreth (vs. Wake Forest - 11/29/22)
• Steals	4	Zae Blake (GREEN BAY - 11/15/22)	3	4x; MR Jayden Epps (at Illinois - 1/7/23)
• Blocked Shots	5	Trayce Jackson-Davis (at Indiana - 1/14/23)	4	Jones (vs. Stanford - 11/11/22)

THE LAST TIME WISCONSIN...

Wisconsin Team

UW ranked No. 1 in AP Top 25: Feb. 21, 2007
UW ranked in AP Top 25: No. 18 (1/11/23)
UW ranked in USA Today Coaches Poll: No. 18 (1/11/23)
Played AP No. 1-ranked opponent: Win vs. Villanova, 65-62 (3/18/17)
Defeated AP No. 1-ranked opponent: Villanova, 65-62 (3/18/17)
Played AP No. 2-ranked opponent: Win vs. Michigan, 64-54 (1/19/19)
Defeated opponent ranked 3-10 by AP: Win vs. No. 8 Purdue, 70-67 (3/1/22)
Defeated opponent ranked 11-25 by AP: Win vs. No. 13 Maryland, 64-59 (12/6/22)
Defeated AP Top 25 opponent on the road: Win at No. 17 Michigan State, 70-62 (2/8/22)

Scoring

Scored 20 or more points: 21, Steven Crowl vs. Penn State (1/17/23)
Scored 30 or more points: 30, Johnny Davis at Indiana (2/15/22)
Scored 40 or more points: 43, Frank Kaminsky vs. North Dakota (11/19/13)
Two or more Badgers scored 30 points, same game: Joe Franklin (31) and Chuck Nagle (30) vs. Purdue (3/2/68) — only other time this happened in school history was Jack Brens (31) and Ken Siebel (31) vs. Utah (12/28/62)
Two or more Badgers scored 20 points, same game: Chucky Hepburn (22) and Steven Crowl (20) at Illinois (1/7/23)
Three or more Badgers scored 20 points, same game: Jon Leuer (24), Josh Gasser (21), Jordan Taylor (20), vs. PVAMU (11/14/10)
Scored 20 points in one half: Steven Crowl (20 in 2nd Half) vs. Western Michigan (12/30/22)
Scored 20 points/two straight games: Johnny Davis (30 at Indiana, 2/15/22; 25 vs. Michigan, 2/20/22)
Scored 20 points/three straight games: Johnny Davis (26 vs. Iowa, 1/6/22; 37 at #3 Purdue, 1/3/22; 20 vs. Illinois State, 12/29/21)
Scored 20 points/four straight games: Johnny Davis (26 vs. Iowa, 1/6/22; 37 at #3 Purdue, 1/3/22; 20 vs. Illinois State, 12/29/21; 24 at #21 Ohio State, 12/11/21)
Scored 20 points/five straight games: Johnny Davis (26 vs. Iowa, 1/6/22; 37 at #3 Purdue, 1/3/22; 20 vs. Illinois State, 12/29/21; 24 at #21 Ohio State, 12/11/21; 23 vs. Indiana, 12/8/21)
Scored 30 points/two straight games: Michael Finley (30 at Michigan, 1/29/94; 32 vs. Michigan State, 2/2/94)
No Badger scored in double figures: vs. Marquette (12/8/12)
One Badger scored in double figures: 14, Connor Essegian at Indiana (1/14/23)
Four players scored in double figures: Jordan Davis (15), Chucky Hepburn (12), Tyler Wahl (11) and Connor Essegian (10) at Northwestern (1/23/23)
Five players scored in double figures: Johnny Davis (25), Steven Crowl (11), Brad Davison (10), Chucky Hepburn (10), and Tyler Wahl (10) vs. Michigan (2/20/22)
Six players scored in double figures: Reuvers (19), Davison (15), Ford (12), King (12), Trice (11) and Pritzl (10) vs. Green Bay (11/21/19)
UW Scored 70 or more points: 76, vs. Western Michigan (12/30/22)
UW Scored 80 or more points: 80, Marquette (12/3/22)
UW Scored 90 or more points: 92, vs. Arkansas-Pine Bluff (11/27/20)
UW Scored 100 or more points: 101, vs. Savannah State (12/13/18)

Field Goal Shooting

Shot 90 percent or better (min. 10 att.): .900 (9-10), Carlton McGee vs. Michigan (2/26/92)
UW shot 50 percent or better: .519, vs. Western Michigan (12/30/22)
UW shot 60 percent or better: .603, vs. Houston Baptist (11/17/18)
UW shot 70 percent or better: .744, vs. Army (12/30/79)
UW made 30 or more field goals: 31, vs. Lehigh (12/15/22)
UW made 40 or more field goals: 42, vs. Iowa (3/9/94)
UW made 50 or more field goals: Has not happened
UW attempted 60 or more field goals: 64, at Illinois (1/7/23)
UW attempted 70 or more field goals: 70, vs. Iowa (2/18/21)
UW attempted 80 or more field goals: 83, vs. Northwestern (1/28/95)
UW attempted 100 or more field goals: 102, vs. South Dakota (12/9/72)

3-Point Field Goal Shooting

Made 5 or more 3-point field goals: Chucky Hepburn (5-6 3FG) vs. Marquette (12/3/22)
UW shot 40 percent or better (min. 8 att.): .412 (7-17) vs. Penn State (1/17/23)
UW shot 50 percent or better (min. 8 att.): .524 (11-21) vs. Lehigh (12/15/22)
UW shot 60 percent or better (min. 8 att.): .640 (16-25), vs. Louisville (12/19/20)
UW shot 70 percent or better (min. 8 att.): .727, at Indiana (2/25/10)
UW shot 80 percent or better (min. 8 att.): .889, vs. North Dakota St. (12/10/86)
UW shot 90 percent or better (min. 8 att.): .900, at Illinois (1/25/97)
UW made 10 or more 3-point field goals: 12, vs. Western Michigan (12/30/22)
UW made 15 or more 3-point field goals: 16, vs. Louisville (12/19/20)
UW attempted 30 or more 3-point field goals: 30, at Northwestern (1/23/23)
UW attempted 40 or more 3-point field goals: 40, vs. Temple (12/3/01)

Double-Double / Triple-Double

Had a triple-double: Ethan Happ (13 pts, 12 reb, 11 ast) vs. Northwestern (1/26/19)
Had a double-double (Pts/Reb): Steven Crowl (21 pts, 11 reb) vs. Penn State (1/17/23)
Had a double-double (Pts/Ast): Ethan Happ (10 p, 11 r, 12a) vs. Coppin St. (11/6/18)
Had a double-double (Ast/Reb): Ethan Happ (10p, 11r, 12a) vs. Coppin St. (11/6/18)
Had a double-double in consecutive games: Johnny Davis (1/30/21 and 2/2/22)
Two with double-double: Potter (24 p, 13 r) & Davison (11 p, 13 r) at Penn State (1/11/20)

Free Throw Shooting

Perfect at the FT line (min. 10 att.): 10-10, Brad Davison at Indiana (2/15/22)
UW shot 80 percent or better (min. 12 att.): .842 (16-19) vs. Green Bay (11/15/22)
UW shot 90 percent or better (min. 12 att.): .900 (19-21), vs. Green Bay (11/12/21)
UW shot 100 percent (min. 12 att.): 15-15, vs. Nebraska (12/22/20)
UW made 20 or more free throws: 20, vs. Nebraska (3/6/22)
UW made 30 or more free throws: 30, vs. Minnesota (2/13/14)
UW made 40 or more free throws: 40, vs. Minnesota (1/12/53)
UW attempted 30 or more free throws: 32, vs. Illinois State (12/29/21)
UW attempted 40 or more free throws: 42, at Illinois (2/3/13)
UW attempted 50 or more free throws: 50, at Indiana (2/12/62)
UW attempted 60 or more free throws: 61, at Michigan (2/21/53)

Rebounds

Had 10+ rebounds: 11, Steven Crowl vs. Penn State (1/17/23)
Had 15+ rebounds: 15, Johnny Davis vs. Minnesota (1/30/22)
Had 20+ rebounds: 25, Joe Chrnulich vs. St. Mary's (12/2/76)
Had 30+ rebounds: 30, Paul Morrow vs. Purdue (1/3/53)
Had 10+ reb. in consecutive games: Johnny Davis, Two Straight (1/30/21, 2/2/22)
UW had 40+ rebounds: 45, vs. Green Bay (11/15/22)
UW had 50+ rebounds: 50, vs. Green Bay (11/12/21)

Assists

Had 10 or more assists: 11, Ethan Happ vs. Northwestern (1/26/19)
Had 15 or more assists: Has not happened
UW had 20 or more assists: 22, vs. Louisville (12/19/20)
UW had 30 or more assists: 30, vs. Iowa (3/9/94)

Blocked Shots

Had 5 or more blocked shots: 9 Nate Reuvers vs. Eastern Illinois (11/8/19)
Had 10 or more blocked shots: Has not happened
UW had 10 or more blocked shots: 10 vs. Eastern Illinois (11/25/20)
UW had 15 or more blocked shots: Has not happened

Steals

Had 5 or more steals: 5, (2x) Chucky Hepburn vs. Minnesota (1/3/23)
Had 10 or more steals: 10, Mike Kelley vs. Texas (12/7/99)
UW had 10 or more steals: 13, vs. Minnesota (1/3/23)
UW had 15 or more steals: 16, (2x) MR vs. California (12/2/12)

Turnovers

UW had 1 or fewer turnovers: 1, vs. Iowa (1/20/15)
UW had 5 or fewer turnovers: 4, vs. Michigan State (1/10/23)
UW had 0 turnovers in a half: 0 in 2H, vs. Western Michigan (12/30/22)
Opponent committed 15 or more turnovers: 15, at Iowa (12/11/22)
Opponent committed 20 or more turnovers: 20, vs. Illinois (2/27/21)

Overtime

Won a game in overtime: OT at Iowa (78-75), 12/11/22
Lost a game in overtime: vs. Kansas (69-68), 11/24/22
Played a 2-overtime game: win vs. Indiana (80-73), 1/7/21
Played a 3-overtime game: loss vs. Indiana (85-86), 2/16/87
Played in consecutive OT games: (3) vs. Iowa (2/6/13), vs. Mich. (2/9/13), at Minn. (2/14/13)

Miscellaneous

Hit a buzzer beater: vs. Xavier, 3/20/16 (Bronson Koenig hits 3PT in corner, UW 66-63)
Won after trailing by at least 10 pts in second half: 17 vs. Indiana, 12/8/21 (down 42-25, 19:43 remaining - won 64-59)
Won after trailing by at least 15 pts in second half: 17 vs. Indiana, 12/8/21 (down 42-25, 19:43 remaining - won 64-59)
UW scored 10 straight points or more: 12-0 (4:57 2H) vs. Lehigh (12/15/22)
UW scored 15 straight points or more: 16-0 (16:14 - 10:57 2H) vs. Nicholls (12/15/21)
UW held opp. scoreless 5:00 or longer: 10:24 (17:26 - 7:02 1H) vs. Penn State (2/5/22)
UW held opp. scoreless for 8:00 or longer: 10:24 (17:26 - 7:02 1H) vs. Penn State (2/5/22)