

NORTHWESTERN MEN'S BASKETBALL

VS. WISCONSIN • JANUARY 23 • EVANSTON, ILL. • WELSH-RYAN ARENA

THE MATCH-UP



WISCONSIN BADGERS

12-5, 4-3 (BIG TEN)

VS.

NORTHWESTERN WILDCATS

12-5, 3-3 (BIG TEN)



» TELEVISION BTN: (BRANDON GAUDIN, STEPHEN BARDO)

» RADIO AM 720 WGN: (DAVE EANET, BILLY MCKINNEY)

OPENING TIP: Northwestern begins a busy week by playing three games in six days as it welcomes Wisconsin to Welsh-Ryan Arena for the first of two meetings this year.

- **Chase Audige's** 2.9 steals per game lead the Big Ten and rank third nationally.
- The Wildcats' 12 wins over their first 17 games of a season is their most since 2016-17 (13 wins).
- Wisconsin leads the all-time series against Northwestern, 120-69. This will be the 190th meeting between the two programs, the most often played opponent in NU history.
- The Badgers have won the last seven meetings, the Wildcats last won 60-52 in Madison on Feb. 1, 2018.
- Head coach **Chris Collins** is 4-11 in his career against Wisconsin.
- The last 10 games of the series can be viewed on Page 4.

IT'S ALL ABOUT THE D: Northwestern has leaned on its defense early in the season.

- NU ranks 20th nationally and second in the Big Ten holding opponents to an average of 60.8 points per game.
- The 'Cats are 16th nationally and second in the Big Ten allowing opponents to shoot only 38.6% from the field.
- Northwestern ranks second in the country in opponent field goal percentage on 2-point attempts (41.5%).
- The 'Cats block% of 16.0 is 16th-best nationally.
- NU's 4.7 blocks per game ranks fourth in the Big Ten.
- NU is second in the Big Ten in steals per game (8.7).
- KenPom ranks the Wildcats 15th in the country in defensive efficiency.
- The 'Cats have held 10 opponents to 60 points or fewer this season, their most since holding 11 under that mark for the entire season in 2018-19.
- NU held four straight opponents under the mark for the first time since 2008-09 (Butler, UC Riverside, Florida State, DePaul) earlier this year against Prairie View A&M, DePaul, UIC and Brown.

- The 'Cats have held opponents to under 50 points three times, their most in a season since 2016-17 (four times).
- Over the first 17 games of each year, the 'Cats have shaved their scoring defense from 68.7 ppg in 2021-22 to 60.8 ppg in 2022-23.

MICHIGAN RECAP: Northwestern got within five points in the game's final two minutes, but could not complete the comeback and fell 85-78 at Michigan on Sunday (Jan. 15) afternoon.

- The Wolverines led by as many as 12 points five minutes into the first half, but Northwestern used a 12-2 run to get back in the game and take a 39-37 halftime lead.
- **Boo Buie** scored a game-high 22 points and dished out five assists. He has scored 20+ points in two of his last three games (26 at Indiana, 1/8).
- **Robbie Beran** (16), **Matthew Nicholson** (13) and **Brooks Barnhizer** (10) also scored in double-figures.
- **Chase Audige**, the Big Ten's leader in steals, had five swipes.
- The Wildcats forced Michigan into a season-high 18 turnovers. Northwestern has turned its opponent over 10+ times in every game this season.

1K BACKCOURT: Both of Northwestern's starting guards of **Boo Buie** (1,209) and **Chase Audige** (1,088) both crossed the 1,000 career point milestone earlier this season.

- Buie scored his 1,000th career point against Purdue Fort Wayne (11/18) and Audige reached the mark against Brown (12/29).
- Both are averaging a shade over 15 points per game this year: Audige (15.3), Buie (15.1). **Scottie Lindsey** is the last Northwestern player to average 15 or more points per game in a season in 2017-18 (15.0).
- Two 'Cats haven't averaged 15 or more in the same season since 2011-12: John Shurna (20.0), Drew Crawford (16.1).
- Audige & Buie are 1 of 2 tandems in the BIG averaging 15+ ppg (Michigan, Dickinson (17.8) & J. Howard (15.5)).

» 2022-23 SCHEDULE/RESULTS


OVERALL: 12-5 HOME: 8-3	BIG TEN: 3-3 AWAY: 3-1	STREAK: 12 NEUTRAL: 1-1
DATE	OPPONENT	TIME/RESULT
NOV. 2	QUINCY (EX.)	W, 69-49
NOV. 7	CHICAGO STATE	W, 85-54
NOV. 11	NORTHERN ILLINOIS	W, 63-46
NOV. 15	at Georgetown\$	W, 75-63
NOV. 18	PURDUE FORT WAYNE^	W, 60-52
NOV. 22	vs. Liberty^	W, 66-52
NOV. 23	vs. #13 Auburn^	L, 43-42
NOV. 28	PITT!	L, 87-58
DEC. 4	at #20 Michigan State*	W, 70-63
DEC. 11	PRAIRIE VIEW AGM	W, 61-51
DEC. 17	DePAUL	W, 83-45
DEC. 20	UIC	W, 92-54
DEC. 29	BROWN	W, 63-58
JAN. 1	OHIO STATE*	L, 73-57
JAN. 4	ILLINOIS*	W, 73-60
JAN. 8	at #15 Indiana*	W, 84-83
JAN. 11	RUTGERS*	L, 65-62
JAN. 15	at Michigan*	L, 85-78
JAN. 23	WISCONSIN*	5:30 p.m.
JAN. 25	at Nebraska*	7:30 p.m.
JAN. 28	MINNESOTA*	11 a.m.
JAN. 31	at Iowa*	8 p.m.
FEB. 2	MICHIGAN*	6 p.m. CT
FEB. 5	at Wisconsin*	5:30 p.m.
FEB. 9	at Ohio State*	7 p.m.
FEB. 12	PURDUE*	1 p.m.
FEB. 15	INDIANA*	8 p.m.
FEB. 19	IOWA*	5:30 p.m.
FEB. 23	at Illinois*	8 p.m.
FEB. 26	at Maryland*	11 a.m.
MARCH 1	PENN STATE*	8 p.m.
MARCH 5	at Rutgers*	6:30 p.m.

All times Central
Home games in **BOLD**
\$ Gavitt Tipoff Games
! Big Ten/ACC Challenge
^ Cancun Challenge (Neutral site games played in Cancun)
* Conference game
! Big Ten Tournament
Opponent rankings from AP Poll

PROBABLE STARTERS (BASED ON PREVIOUS GAME)




0 BOO BUIE
SR. - G
6-2 • ALBANY, N.Y.



1 CHASE AUDIGE
JR. - G
6-4 • CORAM, N.Y.



3 TY BERRY
JR. - G
6-3 • NEWTON, KAN.



31 ROBBIE BERAN
JR. - F
6-9 • RICHMOND, VA.



34 MATTHEW NICHOLSON
JR. - C
7-0 • CLARKSTON, MICH.

SOME HOUSEKEEPING ITEMS:

- PLEASE REFER TO US AS "NU," NOT "NW"
- OUR CORRECT LOGO IS THE BLOCK N. OUR FORMER LOGO, AFFECTIONATELY CALLED THE "N-CAT," IS OUR FORMER LOGO. IF YOU NEED THE CORRECT FILE, PLEASE EMAIL JACOB.PAVILACK@NORTHWESTERN.EDU
- NORTHWESTERN UNIVERSITY REFERS TO ITS NEWCOMERS AS FIRST-YEARS, WHICH IS ABBREVIATED BY "FY." THE MORE YOU KNOW!



» 2022-23 NORTHWESTERN WILDCATS

NUMERICAL ROSTER

NO.	NAME	POS.	HT.	CL.	HOMETOWN/HIGH SCHOOL/PREVIOUS SCHOOL
0	BOO BUIE	G	6-2	SR.	ALBANY, N.Y. / GOULD ACADEMY (MAINE)
1	CHASE AUDIGE	G	6-4	R-SR.	CORAM, N.Y. / THE HILL SCHOOL (PA.) / WILLIAM & MARY
2	NICK MARTINELLI	F	6-7	FY.	GLENVIEW, ILL. / GLENBROOK SOUTH HS
3	TY BERRY	G	6-3	JR.	NEWTON, KAN. / SUNRISE CHRISTIAN
5	JULIAN ROPER II	G	6-3	SO.	DETROIT, MICH. / ST. MARY'S
10	TYDUS VERHOEVEN	F	6-9	GR.	MANTECA, CALIF. / MANTECA HS / UTEP
13	BROOKS BARNHIZER	G	6-6	SO.	LAFAYETTE, IN / JEFFERSON
31	ROBBIE BERAN	F	6-9	SR.	RICHMOND, VA. / COLLEGIATE SCHOOL
33	LUKE HUNGER	F	6-10	FY.	MONTREAL, QUÉBEC / NORTHFIELD MOUNT HERMON (MASS.)
34	MATTHEW NICHOLSON	C	7-0	JR.	CLARKSTON, MICH. / CLARKSTON HS
43	BLAKE SMITH	G	6-6	FY.	BLUE BELL, PA. / GERMANTOWN ACADEMY
53	ROY DIXON III	G	5-11	SR.	ATLANTA, GA. / GREATER ATLANTA CHRISTIAN
54	GUS HURLBURT	F	6-9	FY.	ENDERLIN, N.D. / ENDERLIN HS

RADIO/TV ROSTER




0 BOO BUIE
SR • 6' 6-2
ALBANY, NY



1 CHASE AUDIGE
R-SR • 6' 6-4
CORAM, N.Y.



2 NICK MARTINELLI
FY • 6' 6-7
GLENVIEW, ILL.




3 TY BERRY
JR • 6' 6-3
NEWTON, KS.



5 JULIAN ROPER II
SO • 6' 6-3
DETROIT, MI



10 TYDUS VERHOEVEN
GR • 6' 6-9
MANTECA, CALIF.



13 BROOKS BARNHIZER
SO • 6' 6-6
LAFAYETTE, IN



31 ROBBIE BERAN
R-SR • 6' 6-9
RICHMOND, VA.




33 LUKE HUNGER
FY • 6' 6-10
MONTREAL, QUEBEC



34 MATTHEW NICHOLSON
JR • 6' 7-0
CLARKSTON, MICH.



43 BLAKE SMITH
FY • 6' 6-6
BLUE BELL, PA.




53 ROY DIXON III
SR • 6' 6-11
ATLANTA, GA.



54 GUS HURLBURT
FY • 6' 6-9
ENDERLIN, N.D.



CHRIS COLLINS
HEAD COACH
TENTH YEAR




TALOR BATTLE
ASSISTANT COACH
SECOND YEAR



CHRIS LOWERY
ASSISTANT COACH
FIRST YEAR



BRYANT MCINTOSH
ASSISTANT COACH
FIRST YEAR



BRIAN JAMES
SPECIAL ASST. TO THE HEAD COACH
TENTH YEAR

COACHES & STAFF

NAME	POSITION • YEAR AT NU	ALMA MATER • YEAR
CHRIS COLLINS	HEAD COACH • 10TH	DUKE • 1996
TALOR BATTLE	ASSISTANT COACH • 2ND	PENN STATE • 2011
CHRIS LOWERY	ASSISTANT COACH • 1ST	SOUTHERN ILLINOIS • 1994
BRYANT MCINTOSH	ASSISTANT COACH • 4TH	NORTHWESTERN • 2018
CHRIS LAUTEN	DIR. OF OPERATIONS • 10TH	DUKE • 2008
BRIAN JAMES	SPECIAL ASST. TO THE HC • 10TH	ILLINOIS STATE • 1977

PRO-NUN-CEE-AY-SHUNS

NAME	HOW YA SAY IT
0 BOO BUIE	BOO-EEE
1 CHASE AUDIGE	AWE-DEEJ (RHYMES WITH SIEGE)
5 JULIAN ROPER II	ROPE-ER
10 TYDUS VERHOEVEN	VER-HOO-VIN
13 BROOKS BARNHIZER	BARN-HIZE-ER
31 ROBBIE BERAN	BEAR-AN

» QUICK FACTS

LOCATIONEvanston, Ill.
FOUNDED1851
ENROLLMENT8,194
PRESIDENTMichael Schill
COMBE FAMILY V.P. FOR ATHLETICS & RECREATIONDr. Derrick Gragg
SENIOR WOMAN ADMINISTRATORJanna Blais
FACULTY ATHLETICS REPRESENTATIVEWes Burghardt
HOME FACILITYWelsh-Ryan Arena (7,039)
NICKNAMEWildcats
COLORPurple (#59118e)
CONFERENCEBig Ten

2021-22 OVERALL RECORD15-16
CONFERENCE RECORD (FINISH)7-13 (t10th)
STARTERS RETURNING/LOST4/1
LETTERWINNERS RETURNING/LOST11/4

FIRST YEAR OF BASKETBALL1904-05
OVERALL WON-LOST1,137-1,574-1
NCAA APPEARANCES/LAST1/2017
NIT APPEARANCES/LAST7/2012
LAST POSTSEASON OPPONENTGonzaga, NCAA Second Round
RESULTL, 79-73

ASSOCIATE DIRECTOR OF COMMUNICATIONSJacob Pavilack
EMAIL ADDRESSjacob.pavilack@northwestern.edu
PHONE304-559-7959
OFFICIAL HASHTAG#GoCats

MORE NOTES...

MORE FROM MICHIGAN:

- **Matthew Nicholson** posted a career-high 13 points (5-5 fg, 3-6 ft), three of his field goals were dunks.
- Michigan shot 51.8% from the floor (29-for-56), the highest single-game percentage Northwestern has allowed this season. The Wolverines 85 points are the second-most NU has allowed this year: 87 vs. Pitt (11/28).
- Northwestern lost its 11th straight game in Ann Arbor.
- Playing in his native Michigan, **Julian Roper II** played a career-high 33 minutes.

LAST TIME VS. WISCONSIN: Then-No. 8 Wisconsin won the only meeting between the two teams last year 82-76 on Jan. 18, 2022 in Evanston.

- NU scored over 70 points against Wisconsin for the first time since 1997 (snapped a 43 game streak).
- The 'Cats had a 22-4 advantage in bench points.
- **Chase Audige** led the team with 23 points on 10-for-17 shooting (3-for-4 from three) and generated 3 steals. **Boo Buie** had 19 points.
- Wisconsin recorded its seventh straight win, building on its best start since the 2014-15 season.

BERAN BUILDS ON SENIOR SEASON: Northwestern has received another year of improvement from senior **Robbie Beran**. The 6-9 forward has increased his scoring output every year of his career and is averaging career-bests of 9.7 points per game and 6.0 boards per game this year. Beran played in his 100th career game against Illinois, and has not missed a game in his career.

- Beran started the year scoring in double figures in three straight games for the first time in his career.
- A versatile player that can defend the post and can score from long range, Beran is one of two returning players in the Big Ten that made at least 35% of their 3-point attempts and rejected 20+ shots.
- He recorded the second double-double of his career against Prairie View A&M, and tied his career-high of 20 points and set a career-high pulling down 12 rebounds.

AUDIGE SIEGE: **Chase Audige** has been all over the floor this season and leads the team averaging 15.3 points per game (10th in Big Ten), and leads the Big Ten and ranks third nationally averaging 2.9 steals per game.

- Audige is one of three Big Ten players that lead their team in steals and points Terrence Shannon (ILL) & Jalen Pickett (PSU).
- Audige is sitting on 126 career steals for Northwestern. He ranks ninth in a Northwestern career, the full program leaderboard can be found on Page 4.
- The senior has already recorded a career-high 49 steals in just 17 games this season. Last year he tallied 42 swipes in 24 games.
- Audige's 49 steals this season are the most by a Wildcat in a single-season since **Michael Thompson** recorded 49 in 2010-11.
- During his NU career, Audige has recorded four games totaling five steals or more, the most by any Northwestern player since at least 2010-11.
- Audige is one of only two players in the country, and the only high-major player, averaging 15.3+ points and 2.9+ steals per game. Jaelon House - New Mexico (17.3 ppg, 3.1 spg)

THINGS TO NOTE:

- Northwestern is 12-2 this year when scoring 60 or more points. The team suffered its first such loss of the year on Jan. 11 against Rutgers (65-62).
- When NU leads at the half: 8-1
- When NU trails at the half: 3-3
- When NU is tied at the half: 1-1
- **Chase Audige** is 10th in the league averaging 15.3 points per game, while **Boo Buie** ranks 12th posting 15.1 points per game.
- **Boo Buie** also ranks fifth in the conference averaging 4.3 assists per game.
- **Chase Audige** leads the Big Ten averaging 2.9 steals per game and ranks third nationally. **Ty Berry** is sixth in the Big Ten averaging 1.7 steals per game.
- **Matthew Nicholson** leads the team averaging 6.5 rebounds per game, which ranks 15th in the Big Ten. His 2.7 offensive boards per game rank seventh in the league. **Robbie Beran** is the team's second-leading rebounder pulling down 6.0 boards per game.
- **Matthew Nicholson** ranks eighth in the Big Ten averaging 1.4 blocks per game.
- **Boo Buie** leads the Big Ten shooting 88.5% from the free throw stripe, while **Chase Audige** is third in the league at 85.2%.
- As a team, NU's 4.7 blocks per game are fourth in the Big Ten.
- NU's 8.7 steals per game rank second in the Big Ten.
- Northwestern's team free throw percentage of 74.0% ranks sixth in the Big Ten.
- The Wildcats lead the Big Ten in turnover margin (4.9) and rank 12th nationally.

BOO! This season **Boo Buie** ranks fifth in the Big Ten averaging 4.3 assists per game ... The Albany, N.Y. product averaged 14.1 points per game last year, and this season ranks fifth in the Big Ten among returning scorers.

- Against Purdue Fort Wayne he became the 39th player in program history to reach 1,000 career points.
- Buie has 366 career assists, which are fifth-most in program history. Assistant coach **Bryant McIntosh** is the school record holder with 700 assists. See below for the full career leaderboard.
- Buie is just the fifth player in program history to record 1,000+ points and 300+ career assists joining McIntosh, **Michael Thompson** (2008-11), **Pat Baldwin** (1991-94) and **Craig Moore** (2006-09).

NORTHWESTERN CAREER ASSIST LEADERBOARD

RANK	PLAYER	ASSISTS
1.	Bryant McIntosh (2015-18)	700
2.	Michael Thompson (2008-11)	528
3.	Patrick Baldwin (1991-94)	452
4.	Shawn Watts (1984-87)	379
5.	Boo Buie (2019-present)	366
6.	Michael Jenkins (1980-83)	342
7.	Tim Doyle (2005-07)	341
8.	Dave Sobolewski (2012-15)	334
9.	Craig Moore (2006-09)	308
10.	John Shurna (2009-12)	293

VIRTUAL PRESS BOX: For all games this season, Northwestern basketball game notes and opponent notes will be available on the team's virtual pressbox, which is accessible via NUsports.com. Printed game notes will not be provided for home games at Welsh-Ryan Arena.

CHRIS COLLINS

SULLIVAN-UBBEN HEAD MEN'S BASKETBALL COACH



Chris Collins is in his tenth season at Northwestern. He was named the University's 24th head men's basketball coach on March 27, 2013. He ranks third in school history in wins by a head coach.

Collins guided the Wildcats to heights never before reached during the 2016-17 season. The unforgettable campaign saw Northwestern accumulate a school-record 24 wins while earning the program's first NCAA tournament berth and victory in school history.

NU captured the nation's attention with its outstanding start to the season. An 18-4 start, including a six-game winning streak in Big Ten Conference play – the program's first since 1933 – saw the team crack the top 25 of the AP poll on Jan. 30, the team's first national ranking in seven years. NU went on to record 10 wins in league play, its most since the 1932-33 campaign.

NU was rewarded with an NCAA tournament berth on Selection Sunday and the Wildcats earned a 68-66 victory over Vanderbilt in an opening-round contest in Salt Lake City. Northwestern pushed second-ranked and eventual national runner-up Gonzaga to the limits in the second round before eventually suffering a narrow loss.

Collins' contributions to the program were rewarded by being named one of four national finalists for the Naismith Men's Coach of the Year award. Following the season, Collins agreed to a contract extension that runs through the 2024-25 campaign.

He most recently led the team to a 15-17 record in 2021-22 and knocked off No. 10 Michigan State in East Lansing, his third victory over an AP-Top 10 team. In 2020-21 the 'Cats opened BIG play 3-0, earning a No. 19 ranking from the AP.

Collins came to Evanston after serving on the coaching staff at Duke since July 22, 2000. He was promoted to Associate Head Coach in the summer of 2008. During Collins' 13 seasons on the Blue Devils' staff, Duke posted an overall record of 385-77 while recording eight ACC tournament championships, four ACC regular season titles, eight in-season tournament titles and national championships in 2001 and 2010.

While attending Duke, Collins was a team captain as a senior and four-year letterman from 1993-96. He ranks 11th among Duke's all-time leaders in three-point field goals (209) and 10th in three-point field goal attempts (539). Collins averaged 9.1 points, 2.0 rebounds and 2.4 assists as a collegian. He earned second-team All-ACC honors as a senior.

Collins is the son of former NBA All-Star and head coach, Doug Collins. A native of nearby Northbrook, Illinois, Collins is a 1996 graduate of Duke with a bachelor's degree in sociology.

» THE COLLINS FILE

YEAR	SCHOOL/TEAM	POSITION
1997-98	DETROIT SHOCK (WNBA)	ASSISTANT COACH
1998-2000	SETON HALL	ASSISTANT COACH
2000-08	DUKE	ASSISTANT COACH
2008-13	DUKE	ASSOCIATE HEAD COACH
2013-PRESENT	NORTHWESTERN	HEAD COACH

YEAR	SCHOOL	RECORD	BIG TEN	POSTSEASON
2013-14	NORTHWESTERN	14-19	6-12	—
2014-15	NORTHWESTERN	15-17	6-12	—
2015-16	NORTHWESTERN	20-12	8-10	—
2016-17	NORTHWESTERN	24-12	10-8	NCAA 2nd Rd.
2017-18	NORTHWESTERN	15-17	6-12	—
2018-19	NORTHWESTERN	13-19	4-16	—
2019-20	NORTHWESTERN	8-23	3-17	—
2020-21	NORTHWESTERN	9-15	6-13	—
2021-22	NORTHWESTERN	15-17	7-13	—
2022-23	NORTHWESTERN	12-5	3-3	—
TOTALS	10 SEASONS	145-155	59-116	

EVEN MORE NOTES...

NATIONAL TURNOVER MARGIN LEADERS

RANK	TEAM	TURNOVER MARGIN
1.	UNLV	7.2
2.	UCLA	7.2
3.	Missouri	7.1
4.	Iowa State	6.6
5.	Sam Houston	5.9
6.	Kent State	5.7
7.	Houston	5.7
8.	TCU	5.4
9.	Texas	5.3
10.	James Madison	4.9
11.	Abilene Christian	4.9
12.	Northwestern	4.9

NATIONAL 2-POINT FG% DEFENSE LEADERS

RANK	TEAM	2-POINT FG% DEFENSE
1.	UMass Lowell	41.0
2.	USC	41.2
3.	Northwestern	41.5
4.	Alabama	41.5
5.	Houston	41.6
6.	Arizona State	41.9
7.	Oklahoma State	42.3
8.	Tennessee	42.5
9.	Wichita State	42.8
10.	Illinois	42.9

NORTHWESTERN IN BIG OPENERS UNDER COLLINS (7-3)

YEAR	OPPONENT	RESULT
2022-23	at #20 Michigan State	W, 70-63
2021-22	at Maryland	W, 67-61
2020-21	#4 Michigan State	W, 79-65
2019-20	at Purdue	L, 58-44
2018-19	at Indiana	L, 68-66
2017-18	Illinois	W, 72-68 (OT)
2016-17	at Penn State	W, 87-77
2015-16	at Nebraska	W, 81-72
2014-15	at Rutgers	W, 51-47
2013-14	#4 Wisconsin	L, 76-49

Northwestern defeated No. 20 Michigan State on the road to open conference play this season. Dating back to last season, the Wildcats won back-to-back games in East Lansing for the first time since 1962-63.

60 OR FEWER: Since **Chris Collins** arrived at Northwestern for the 2013-14 season, the 'Cats have held their opponents to 60 or fewer points 90 times. That ranks fifth in the Big Ten over that span.

BLOCK PARTY: Northwestern has recorded 80 blocks through its first 17 games this season, its most in a season through 17 games since posting 102 rejections in 2016-17. The 2016-17 team holds the school record for most blocks in a year (175).

MORE DEFENSIVE NOTES: Northwestern's 60.8 points allowed through its first 17 games of the season is the program's best mark since at least 2010-11. The Wildcats last allowed 60 or fewer points per game in a season in 2006-07 (58.7).

NORTHWESTERN CAREER STEAL LEADERBOARD

RANK	PLAYER	STEALS
1.	Patrick Baldwin, 1991-94	272
2.	Jitim Young, 2001-04	215
3.	Mohamed Hachad, 2003-06	167
4.	Shawn Watts, 1984-87	161
5.	Michael Thompson, 2008-11	159
6.	Art Aaron, 1981-84	145
7.	Craig Moore, 2006-09	141
8.	Jeremy Nash, 2007-10	129
9.	Chase Audige, 2020-present	128
10.	Kevin Rankin, 1991-94	126

COACHING STAFF CHANGES: Head Coach Chris Collins announced staff changes ahead of the 2022-23 campaign:

- **Bryant McIntosh** was elevated to an on-court assistant coach after spending the previous two seasons as assistant director of operations. McIntosh, who was instrumental in the program's 2017 NCAA Tournament berth as a player and the program's all-time assists leader, is the youngest Power 5 assistant coach in the nation at 27 years old.
- Veteran coach **Chris Lowery** comes to Evanston for his first year on staff. Lowery spent the previous 10 years as associate head coach at Kansas State, helping the Wildcats to two Big 12 regular season titles and five NCAA Tournaments. He also has a 145-116 record as a head coach and led his alma mater Southern Illinois to three NCAA Tournaments and 145 wins (2004-12).
- **Brian James**, Collins' longtime right hand man, has slid into an off-court role as special assistant to the head coach after serving as an assistant coach for nine seasons in Evanston. James has over 45 years of experience as a coach in high school, the NBA and college. Collins played for James in high school at nearby Glenbrook North HS.

RETURN OF THE 'CATS: Chris Collins' squad is among the most experienced in the Big Ten heading into this season. The Wildcats returned four starters for the third-consecutive season, tied for second-most in the conference. The 'Cats return:

- 55.8% of scoring
- 58.3% of minutes
- 46.0% of rebounds
- 57.1% of assists

NEW 'CATS ON THE BLOCK: Northwestern's roster features four first-year student-athletes, headlined by **Luke Hunger** and **Nick Martinelli**. **Blake Smith** and **Gus Hurlburt** round out the class and are both walk-ons.

- Hunger, the first 'Cat to hail from Canada since **Bernard Côté** in 2005-06, was rated the No. 31 power forward and No. 4 overall player from Canada in his class according to 247Sports.
- Martinelli prepped at nearby Glenbrook South HS (9 miles away from Welsh-Ryan Arena) and was ranked the No. 7 player in Illinois by 247Sports.

HEAD COACH CHRIS COLLINS: Sullivan-Ubben Head Men's Basketball Coach Chris Collins is in his 10th season as the program's head coach, the third longest coaching tenure in program history.

- Collins is also third in program history with 145 victories.
- Collins is the fourth-longest tenured coach in the Big Ten, trailing Michigan State's Tom Izzo (28), Purdue's Matt

Painter (18) and Iowa's Fran McCaffery (13).

- Collins was featured on the Netflix special *The Redeem Team* this year for his role as an assistant coach for the 2008 USA Basketball Olympic team in Beijing.

NU BY THE PLAYERS UNIFORMS

- NU unveiled its "Chicago's Own" by the Players uniform earlier this season against DePaul and will wear the uniform three times this season.
- NU is 2-0 in the jersey this season, recording wins over DePaul and Illinois. They will wear it once more in the home finale against Penn State (March 1).
- The jersey was designed by the senior class and showcases elements on the City of Chicago flag.



LAST 10 TIMES AGAINST WISCONSIN

DATE	RESULT	LOCATION
1/18/22	L, 82-76	Evanston
2/21/21	L, 68-51	Evanston
1/20/21	L, 68-52	Madison
3/4/20	L, 63-48	Madison
2/23/19	L, 69-64	Evanston
1/26/19	L, 62-46	Madison
2/22/18	L, 70-64	Rosemont
2/1/18	W, 60-52	Madison
3/11/17	L, 76-48	Washington, DC
2/12/17	W, 66-59	Madison

HISTORIC WIN AT INDIANA: Northwestern won at No. 15 Indiana 84-83 on Jan. 8, 2023. Below are some historical points about the game.

- Northwestern allowed its most points in a win since defeating then-No. 8 Michigan in overtime 97-93 on March 12, 1994.
- Northwestern ended a 25-game losing skid when facing a ranked Indiana team, winning for the first time since Jan. 11, 1988, 66-64, over the then No.-12 Hoosiers in Evanston.
- NU won back-to-back road games in Bloomington for the first time since 1966-68.
- The win improved NU's conference record to 3-1. The team started with a 3-1 record for the third time in the last 55 seasons. 2020-21 (3-1) and 1967-68 (3-1).
- NU won back-to-back road games over ranked opponents for the first time in program history (defeated No. 20 Michigan State in East Lansing in previous road game).
- The Wildcats have defeated Indiana, Michigan State and Illinois in the same season for the first time since 1967-68.



» CAREER HIGHS

POINTS

30, vs. Michigan State (12/20/20)

FG

10, (3x), last at Indiana (1/8/23)

3PT FG

7, vs. Purdue Fort Wayne (11/18/22)

FREE THROWS MADE

12, at Minnesota (2/25/21)

REBOUNDS

7, (2x), last vs. Chicago State (11/7/22)

ASSISTS

9, vs. New Orleans (11/16/21)

STEALS

5, vs. Eastern Illinois (11/9/21)

MINUTES

39, vs. Maryland (1/12/22)

BLOCKS

2, (2x), last vs. Liberty (11/22/22)

» SEASON HIGHS

POINTS

28, vs. Purdue Fort Wayne (11/18/22)

FG

10, at Indiana (1/8/23)

3PT FG

7, vs. Purdue Fort Wayne (11/18/22)

FREE THROWS MADE

11, vs. Illinois (1/4/23)

REBOUNDS

7, vs. Chicago State (11/7/22)

ASSISTS

7, (3x), last vs. Rutgers (1/11/23)

STEALS

2, vs. Purdue Fort Wayne (11/18/22)

MINUTES

38, vs. Prairie View A&M (12/11/22)

BLOCKS

2, vs. Liberty (11/22/22)

» TRACKING Season Career

10+ points	15	65
10+ rebounds	0	0
5+ assists	8	33
Double-doubles	0	0

0 BOO BUIE SR. • G • 6-2 • ALBANY, N.Y. / GOULD ACADEMY (MAINE)

» NEWS & NOTES

2022-23: Ranks fifth in the Big Ten among returning scorers from the 2021-22 season, averaging 14.1 points per game ... Posted 16 points, seven boards and six assists in the season-opener, first NU player to post those numbers in a game since 2017 (11/7) ... Scored 12 points, all in the second half, in a road win at Georgetown (11/16) ... Became the 39th player in program history to reach 1,000 career points with a season-high 28-point performance against Purdue Fort Wayne (11/18) ... Hit a career-high seven threes against the Mastodons, the most by a Wildcat since 2018 ... Had 20 points in the win at No. 20 Michigan State, third career 20+ point game against the Spartans ... Posted 15 points in the win over Illinois (1/4), with 11 points coming at the free throw stripe ... Scored in double-figures in 10 straight games.

2021-22: Led the team and ranked seventh in the Big Ten with 134 assists ... Led the team in made free throws (78) ... Ranked second on the team in points (436) and 3-point field goals (148) ... Ranked fifth in the Big Ten and led the team shooting 79.6% (78-for-98) at the free throw line ... First NU player to average 14+ points and 4+ assists per game since Bryant McIntosh (2016-17) ... Scored 20+ points four times (Georgia, Penn State, Providence and Nebraska) ... Scored a season-high 27 points with a career-high six threes at Nebraska (2/5).

2020-21: Led the team with 41 made threes and 96 assists ... Finished in the Top 10 in assists per game in the Big Ten ... Was one of four Wildcats to average double figures in scoring (10.3 ppg) ... Named the Big Ten Player of the Week for the first time in his career after scoring a career-high 30 points in a win over No. 4 Michigan State (12/20).

2019-20: Started nine of the team's last 10 games ... Ranked third on the team in scoring averaging 10.3 points per game ... Ranked second on the team with 63 assists and 17 steals ... Posted 20+ points in three games (Boston College, Michigan State, DePaul).

PERSONAL: Born Daniel Buie ... Brother of Northwestern assistant coach Tabor Battie.

Opponent	Date	GS	MIN	Total		3-Pointers		Free throws		Rebounds				PF	A	TO	BLK	STL	PTS	AVG	
				FG-FGA	PCT	3FG-3FGA	PCT	FT-FTA	PCT	OFF	DEF	TOT	AVG								
Chicago St.	11/07/2022	*	30:47	4-9	.444	1-1	1.000	7-8	.875	1	6	7	7.0	3	6	6	0	1	16	16.0	
NIU	11/11/2022	*	36:23	5-15	.333	1-4	.250	2-2	1.000	3	3	6	6.5	0	7	1	0	1	13	14.5	
at Georgetown	11/15/2022	*	32:12	5-15	.333	2-6	.333	0-0	.000	0	1	1	4.7	2	6	5	0	0	12	13.7	
Purdue Fort Wayne	11/18/2022	*	36:21	9-18	.500	7-13	.538	3-4	.750	0	4	4	4.5	2	3	2	0	2	28	17.3	
vs Liberty	11/22/2022	*	27:12	1-8	.125	1-4	.250	2-2	1.000	0	2	2	4.0	3	1	3	2	1	5	14.8	
vs Auburn	11/23/2022	*	37:05	3-13	.231	0-6	.000	0-0	.000	1	4	5	4.2	2	3	3	0	2	6	13.3	
Pittsburgh	11/28/2022	*	32:31	4-10	.400	2-8	.250	0-0	.000	0	3	3	4.0	2	5	2	0	1	10	12.9	
at Michigan St.	12/04/2022	*	36:40	6-14	.429	1-5	.200	7-7	1.000	0	5	5	4.1	3	3	4	0	1	20	13.8	
Prairie View	12/11/2022	*	38:23	4-15	.267	2-7	.286	2-3	.667	0	5	5	4.2	2	7	1	0	1	12	13.6	
DePaul	12/17/2022	*	28:55	5-16	.313	4-12	.333	3-3	1.000	0	3	3	4.1	2	2	5	0	1	17	13.9	
UIC	12/20/2022	*	24:04	7-12	.583	2-6	.333	0-0	.000	0	2	2	3.9	0	5	0	0	1	16	14.1	
Brown	12/29/2022	*	35:03	6-18	.333	1-7	.143	2-2	1.000	0	1	1	3.7	2	4	1	0	1	15	14.2	
Ohio St.	01/01/2023	*	34:36	3-15	.200	3-10	.300	1-2	.500	0	3	3	3.6	1	3	1	0	1	10	13.8	
Illinois	01/04/2023	*	28:41	2-13	.154	0-4	.000	11-12	.917	0	1	1	3.4	4	4	1	0	1	15	13.9	
at Indiana	01/08/2023	*	35:03	10-18	.556	1-4	.250	5-6	.833	0	3	3	3.4	2	2	2	0	1	26	14.7	
Rutgers	01/11/2023	*	38:44	4-13	.308	1-6	.167	4-4	1.000	0	1	1	3.3	1	7	4	0	0	13	14.6	
at Michigan	01/15/2023	*	36:19	8-18	.444	1-6	.167	5-6	.833	0	3	3	3.2	2	5	6	0	0	22	15.1	
Totals			17	568:60	86-240	.358	30-109	.275	54-61	.885	5	50	55	3.2	33	73	47	2	16	256	15.1

Player Averages

Games Played	Minutes/game	Points/game	FG Pct	3FG Pct	FT Pct	Rebounds/game	Assists/game	Turnovers/game	Assist/Turnover ratio	Steals/game	Blocks/game
17	33.5	15.1	35.8	27.5	88.5	3.2	4.3	2.8	1.6	0.9	0.1

				Field Goals		3-Point		F-Throws		Rebounds									Scoring	
SEASON	TEAM	GP-GS	MIN/AVG	FG-FGA	FG%	3FG-3FGA	3FG%	FT-FTA	FT%	OFF	DEF	TOT	AVG	PF-FO	A	TO	BLK	STL	PTS	AVG
2019-20	NU	26-11	650/25.0	96-255	.376	31-110	.282	46-65	.708	4	51	55	2.1	60-0	63	48	3	17	269	10.3
2020-21	NU	24-19	643/26.8	82-222	.369	41-114	.360	43-55	.782	6	49	55	2.3	52-1	96	48	1	15	248	10.3
2021-22	NU	31-30	917/29.6	148-373	.397	62-182	.341	78-98	.796	14	64	78	2.5	58-0	134	58	3	24	436	14.1
2022-23	NU	17-17	569/33.5	86-240	.358	30-109	.275	54-61	.885	5	50	55	3.2	33-0	73	47	2	16	256	15.1
TOTAL		98-77	2779/28.4	412-1090	.378	164-515	.318	221-279	.792	29	214	243	2.5	203-1	366	201	9	72	1209	12.3



» CAREER HIGHS

POINTS
28, vs. DePaul (12/17/22)

FG
11, (2x), last vs. DePaul (12/17/22)

3PT FG
6, vs. DePaul (12/17/22)

FREE THROWS MADE
10, vs. Brown (12/29/22)

REBOUNDS
10, vs. Delaware (2/2/19)*

ASSISTS
9, vs. Chicago State (11/7/22)

STEALS
6, at Indiana (1/8/23)

MINUTES
50, vs. Hofstra (1/10/19)*

BLOCKS
4, vs. Prairie View AGM (12/11/22)

» SEASON HIGHS

POINTS
28, vs. DePaul (12/17/22)

FG
11, vs. DePaul (12/17/22)

3PT FG
6, vs. DePaul (12/17/22)

FREE THROWS MADE
10, vs. Brown (12/29/22)

REBOUNDS
6, vs. Prairie View AGM (12/11/22)

ASSISTS
9, vs. Chicago State (11/7/22)

STEALS
6, at Indiana (1/8/23)

MINUTES
39, vs. Liberty (11/22/22)

BLOCKS
4, vs. Prairie View AGM (12/11/22)

* at William & Mary

» TRACKING Season Career

10+ points	14	54
10+ rebounds	0	1
5+ assists	2	7
Double-doubles	0	1

1 CHASE AUDIGE R-SR. • G • 6-4 • CORAM, N.Y. / THE HILL SCHOOL (PA.) (WILLIAM & MARY)

» NEWS & NOTES

2022-23: Dished out a career-high nine assists in the season-opener against Chicago State (11/7) ... Scored 13 of team-high 17 points in the second half in a road win at Georgetown (11/15) ... Against Purdue Fort Wayne, became the first Wildcat with 4+ steals and 3+ blocks since 2012 ... Named to Cancun Challenge All-Tournament Team ... Only player in the country averaging at least 12 points, 3 assists, 2 steals and 1 block per game ... Named Fisher-McGrath MVP for scoring a career-high 28 points in the win over DePaul ... First NU player since at least 2010-11 to post 25+ points and 5+ steals in the same game ... Scored 24 points against Brown (12/29) and reached 1,000 career points ... Scored 20+ points for the third time this year, dropping 21 points in the win over Illinois (1/4) ... Leads the Big Ten in steals ... Ranks 9th in program history for steals in a career.

2021-22: Led the team by recording 42 steals, and his 1.8 steals per game ranked second in the Big Ten ... First Northwestern player to average at least 1.8 steals per game since Jeff Ryan (2009-10) ... Finished third on the team in scoring ... Scored in double figures 12 times ... Missed the first seven games of the year with a hip injury ... Hit a free throw with 18 seconds left in the second half to give Northwestern the lead and win over Nebraska in the Big Ten Tournament (3/9).

2020-21: Led the Wildcats with 112 made field goals, 295 points, and 37 steals, which were the third highest total in the Big Ten ... Finished second on the team with 40 made three-pointers, 10 blocks, 44 assists, and 28.1 minutes per game ... Scored 20+ points three times.

2019-20: Sat out at Northwestern due to NCAA transfer rules.

2018-19 (at William & Mary): Named to CAA All-Rookie Team, VaSID State Rookie of the Year, garnered three CAA Rookie of the Week awards and was named WGM's co-Defensive Most Valuable Player ... Finished the year fourth in the CAA with 1.5 steals per game and his 44 steals on the season ranked second in WGM history ... Scored 20+ points two times.

Opponent	Date	GS	MIN	Total		3-Pointers		Free throws		Rebounds				PF	A	TO	BLK	STL	PTS	AVG
				FG-FGA	PCT	3FG-3FGA	PCT	FT-FTA	PCT	OFF	DEF	TOT	AVG							
Chicago St.	11/07/2022	*	29:55	2-7	.286	2-4	.500	7-7	1.000	0	4	4	4.0	3	9	3	0	2	13	13.0
NIU	11/11/2022	*	35:03	2-9	.222	0-6	.000	2-2	1.000	1	3	4	4.0	2	3	3	0	4	6	9.5
at Georgetown	11/15/2022	*	27:35	6-16	.375	4-9	.444	1-2	.500	3	1	4	4.0	4	4	1	0	0	17	12.0
Purdue Fort Wayne	11/18/2022	*	29:37	2-6	.333	1-4	.250	2-2	1.000	1	3	4	4.0	0	6	5	3	4	7	10.8
vs Liberty	11/22/2022	*	39:08	7-11	.636	3-5	.600	3-4	.750	0	2	2	3.6	2	5	4	0	2	20	12.6
vs Auburn	11/23/2022	*	31:31	4-14	.286	1-4	.250	1-2	.500	1	2	3	3.5	3	0	1	3	2	10	12.2
Pittsburgh	11/28/2022	*	30:44	5-13	.385	3-7	.429	1-2	.500	0	3	3	3.4	5	2	3	0	2	14	12.4
at Michigan St.	12/04/2022	*	27:38	5-12	.417	3-6	.500	2-2	1.000	0	3	3	3.4	3	1	2	0	4	15	12.8
Prairie View	12/11/2022	*	30:46	4-14	.286	1-6	.167	2-2	1.000	2	4	6	3.7	3	3	3	4	3	11	12.6
DePaul	12/17/2022	*	33:11	11-19	.579	6-10	.600	0-0	.000	0	3	3	3.6	2	3	1	0	5	28	14.1
UIC	12/20/2022	*	28:53	8-16	.500	1-5	.200	2-2	1.000	1	3	4	3.6	3	3	5	0	1	19	14.5
Brown	12/29/2022	*	38:28	6-15	.400	2-6	.333	10-10	1.000	0	2	2	3.5	2	1	4	1	2	24	15.3
Ohio St.	01/01/2023	*	36:30	6-17	.353	2-9	.222	2-4	.500	0	2	2	3.4	2	2	1	0	1	16	15.4
Illinois	01/04/2023	*	32:22	5-14	.357	4-9	.444	7-8	.875	0	2	2	3.3	1	0	2	1	4	21	15.8
at Indiana	01/08/2023	*	31:03	5-14	.357	1-3	.333	8-10	.800	0	1	1	3.1	2	8	2	0	6	19	16.0
Rutgers	01/11/2023	*	36:50	4-12	.333	2-7	.286	2-2	1.000	1	2	3	3.1	2	3	1	3	2	12	15.8
at Michigan	01/15/2023	*	34:22	3-14	.214	2-7	.286	0-0	.000	3	1	4	3.2	3	3	0	0	5	8	15.3
Totals		17	553:36	85-223	.381	38-107	.355	52-61	.852	13	41	54	3.2	42	56	41	15	49	260	15.3

Player Averages

Games Played	Minutes/game	Points/game	FG Pct	3FG Pct	FT Pct	Rebounds/game	Assists/game	Turnovers/game	Assist/Turnover ratio	Steals/game	Blocks/game
17	32.6	15.3	38.1	35.5	85.2	3.2	3.3	2.4	1.4	2.9	0.9



2

NICK MARTINELLI

FY • F • 6-7 • GLENVIEW, ILL. / GLENBROOK SOUTH HS

» NEWS & NOTES

2022-23: Saw his first extended playing time of his career, playing 16 minutes and scoring seven points against Pitt.

PRIOR TO NORTHWESTERN: Scored 1,331 career points at Glenbrook South HS ... Averaged 22.8 points and 6.6 rebounds per game as a senior, and led the Titans to a 33-3 record ... Named first-team Class 4A all-state by both the Associated Press and Illinois Basketball Coaches Association ... According to 247Sports, ranked the No. 7 player in the state of Illinois ... Three-star prospect ... Averaged 21.8 points and 5.9 boards per game as a junior, earning all-state and all-league accolades.

PERSONAL: Both older brothers played college basketball, Dom played his freshman season (2020-21) at Northwestern as a preferred walk-on before transferring to St. Thomas ... Eldest brother Jimmy, was a four-year starter at NYU from 2016-20 ... Went to high school nine miles away from Welsh-Ryan Arena.

» CAREER HIGHS

POINTS
7, vs. Pitt (11/28/22)

FG
3, vs. Pitt (11/28/22)

3PT FG
1, vs. Pitt (11/28/22)

FREE THROWS MADE
N/A

REBOUNDS
4, vs. Pitt (11/28/22)

ASSISTS
2, vs. Pitt (11/28/22)

STEALS
1, vs. Chicago State (11/7/22)

MINUTES
16, vs. Pitt (11/28/22)

BLOCKS
N/A

Opponent	Date	GS	MIN	Total		3-Pointers		Free throws		Rebounds											
				FG-FGA	PCT	3FG-3FGA	PCT	FT-FTA	PCT	OFF	DEF	TOT	AVG	PF	A	TO	BLK	STL	PTS	AVG	
Chicago St.	11/07/2022		03:47	0-2	.000	0-0	.000	0-0	.000	0	0	0	0.0	1	0	0	0	1	0	0.0	
vs Liberty	11/22/2022		00:52	0-0	.000	0-0	.000	0-0	.000	0	0	0	0.0	1	0	0	0	0	0	0.0	
Pittsburgh	11/28/2022		16:14	3-7	.429	1-2	.500	0-0	.000	3	1	4	1.3	0	2	0	0	0	7	2.3	
Totals		0	20:53	3-9	.333	1-2	.500	0-0	.000	3	1	4	1.3	2	2	0	0	1	7	2.3	

Player Averages

Games Played	Minutes/game	Points/game	FG Pct	3FG Pct	FT Pct	Rebounds/game	Assists/game	Turnovers/game	Assist/Turnover ratio	Steals/game	Blocks/game
3	7.0	2.3	33.3	50.0	0.0	1.3	0.7	0.0	2.0	0.3	0.0

» SEASON HIGHS

POINTS
7, vs. Pitt (11/28/22)

FG
3, vs. Pitt (11/28/22)

3PT FG
1, vs. Pitt (11/28/22)

FREE THROWS MADE
N/A

REBOUNDS
4, vs. Pitt (11/28/22)

ASSISTS
2, vs. Pitt (11/28/22)

STEALS
1, vs. Chicago State (11/7/22)

MINUTES
16, vs. Pitt (11/28/22)

BLOCKS
N/A

» TRACKING Season Career

10+ points	0	0
10+ rebounds	0	0
5+ assists	0	0
Double-doubles	0	0

				Field Goals		3-Point		F-Throws		Rebounds									Scoring	
SEASON	TEAM	GP-GS	MIN/AVG	FG-FGA	FG%	3FG-3FGA	3FG%	FT-FTA	FT%	OFF	DEF	TOT	AVG	PF-FO	A	TO	BLK	STL	PTS	AVG
2022-23	NU	3-0	21/7.0	3-9	.333	1-2	.500	0-0	.000	3	1	4	1.3	2-0	2	0	0	1	7	2.3
TOTAL		3-0	21/7.0	3-9	.333	1-2	.500	0-0	.000	3	1	4	1.3	2-0	2	0	0	1	7	2.3



» CAREER HIGHS

POINTS

23, at Ohio State (1/9/22)

FG

8, at Ohio State (1/9/22)

3PT FG

5, (2x), last at Iowa (2/28/22)

FREE THROWS MADE

7, vs. Liberty (11/22/22)

REBOUNDS

11, (2x), last at Indiana (1/8/23)

ASSISTS

4, vs. Illinois-Springfield (12/20/21)

STEALS

4, vs. Liberty (11/22/22)

MINUTES

36, vs. Maryland (1/12/22)

BLOCKS

2, (2x), last vs. Chicago State (11/7/22)

» SEASON HIGHS

POINTS

19, vs. Liberty (11/22/22)

FG

5, (3x), last vs. Rutgers (1/11/23)

3PT FG

4, vs. Chicago State (11/7/22)

FREE THROWS MADE

7, vs. Liberty (11/22/22)

REBOUNDS

11, (2x), last at Indiana (1/8/23)

ASSISTS

3, (2x), last vs. DePaul (12/17/22)

STEALS

4, vs. Liberty (11/22/22)

MINUTES

35, vs. Liberty (11/22/22)

BLOCKS

2, vs. Chicago State (11/7/22)

» TRACKING Season Career

10+ points	9	22
10+ rebounds	2	2
5+ assists	0	0
Double-doubles	2	2

3 TY BERRY JR. • G • 6-3 • NEWTON, KS. / SUNRISE CHRISTIAN

» NEWS & NOTES

2022-23: Only returning player in the Big Ten to shoot 38% or better from behind the arc (min. 200 attempts) over the last two seasons ... Recorded first career double-double against Northern Illinois, tallying 11 points and a career-high 11 rebounds (11/11) ... Named to Cancun Challenge All-Tournament Team ... Scored 13 points, with 10 coming in the second half, in a win over Illinois (1/4) ... Also made his 100th career 3-pointer against the Illini ... Averaging career-best marks in points and rebounds ... Posting the best steal numbers of his career ... Rebounding average has doubled from last year ... Scored in double-figures in five straight games from 12/29 to 1/11, the longest stretch of his career.

2021-22: Finished second on the team making 54 3-pointers ... Recorded the second-highest 3-point field goal percentage (38.8%) on the team ... Ranked fifth on the team in scoring ... Started the first 16 games of the season ... Made his first collegiate start scoring 13 points and totaling six rebounds against Eastern Illinois (11/9) ... Led the team with a career-high 23 points while grabbing six rebounds against Ohio State (1/9) ... Scored in double-figures for three straight games against Nebraska (2/22), Penn State (2/25) and Iowa (2/28) ... Tied his career-high with five threes and scored 19 points at Iowa (2/28).

2020-21: Led the team among players with at least 20 three-point attempts shooting 36.5% from behind the arc ... Finished third on the team with 18 steals ... Made his final six shots of the game and scored 14 second half points in a win over Chicago State (12/5).

PRIOR TO NORTHWESTERN: Ranked as the No. 2 guard in the state of Kansas... a two-time All-Metro selection at Newton HS before transferring to Sunrise Christian... averaged 12.3 points, 3.4 assists and 2.3 steals while playing on the Under Armour Association ... Ranked as a 4-star recruit by 247 Sports.

Opponent	Date	GS	MIN	Total		3-Pointers		Free throws		Rebounds				PF	A	TO	BLK	STL	PTS	AVG	
				FG-FGA	PCT	3FG-3FGA	PCT	FT-FTA	PCT	OFF	DEF	TOT	AVG								
Chicago St.	11/07/2022	*	31:46	5-14	.357	4-10	.400	0-1	.000	1	6	7	7.0	1	1	1	2	1	14	14.0	
NIU	11/11/2022	*	32:41	4-9	.444	2-7	.286	1-2	.500	2	9	11	9.0	2	2	1	0	3	11	12.5	
at Georgetown	11/15/2022	*	24:57	3-8	.375	3-8	.375	0-0	.000	0	7	7	8.3	1	2	0	0	0	9	11.3	
Purdue Fort Wayne	11/18/2022	*	23:59	2-8	.250	0-2	.000	0-0	.000	0	2	2	6.8	2	2	2	0	2	4	9.5	
vs Liberty	11/22/2022	*	34:57	5-10	.500	2-3	.667	7-7	1.000	1	6	7	6.8	1	3	1	1	4	19	11.4	
vs Auburn	11/23/2022	*	26:07	2-9	.222	1-6	.167	4-4	1.000	1	2	3	6.2	2	0	1	0	1	9	11.0	
Pittsburgh	11/28/2022	*	29:52	2-10	.200	1-8	.125	2-2	1.000	0	5	5	6.0	3	1	1	0	1	7	10.4	
at Michigan St.	12/04/2022	*	29:48	4-9	.444	3-8	.375	0-0	.000	0	5	5	5.9	0	0	1	0	3	11	10.5	
Prairie View	12/11/2022	*	28:09	2-8	.250	1-6	.167	2-2	1.000	2	3	5	5.8	2	2	0	0	0	7	10.1	
DePaul	12/17/2022	*	28:27	2-6	.333	2-5	.400	0-0	.000	0	4	4	5.6	2	3	0	1	2	6	9.7	
UIC	12/20/2022	*	26:05	1-8	.125	0-5	.000	0-0	.000	3	4	7	5.7	1	2	0	0	3	2	9.0	
Brown	12/29/2022	*	26:27	4-9	.444	1-3	.333	3-3	1.000	0	5	5	5.7	2	0	0	0	3	12	9.3	
Ohio St.	01/01/2023	*	22:14	4-11	.364	2-7	.286	1-1	1.000	0	1	1	5.3	0	0	1	0	1	11	9.4	
Illinois	01/04/2023	*	23:52	3-6	.500	2-3	.667	5-6	.833	0	1	1	5.0	2	1	1	0	2	13	9.6	
at Indiana	01/08/2023	*	30:11	4-9	.444	2-5	.400	3-4	.750	4	7	11	5.4	5	2	1	0	2	13	9.9	
Rutgers	01/11/2023	*	23:38	5-10	.500	2-6	.333	1-2	.500	1	1	2	5.2	1	0	1	0	0	13	10.1	
at Michigan	01/15/2023	*	16:25	0-3	.000	0-0	.000	3-3	1.000	0	2	2	5.0	0	0	1	0	0	3	9.6	
Totals			17	459:36	52-147	.354	28-92	.304	32-37	.865	15	70	85	5.0	27	21	13	4	28	164	9.6

Player Averages

Games Played	Minutes/game	Points/game	FG Pct	3FG Pct	FT Pct	Rebounds/game	Assists/game	Turnovers/game	Assist/Turnover ratio	Steals/game	Blocks/game
17	27.0	9.6	35.4	30.4	86.5	5.0	1.2	0.8	1.6	1.6	0.2

				Field Goals		3-Point		F-Throws		Rebounds				Scoring						
SEASON	TEAM	GP-GS	MIN/AVG	FG-FGA	FG%	3FG-3FGA	3FG%	FT-FTA	FT%	OFF	DEF	TOT	AVG	PF-FO	A	TO	BLK	STL	PTS	AVG
2020-21	NU	22-0	320/14.5	37-92	.402	23-63	.365	15-25	.600	4	29	33	1.5	24-0	19	11	3	18	112	5.1
2021-22	NU	31-16	688/22.2	78-201	.388	54-139	.388	20-30	.667	4	66	70	2.3	59-1	34	21	4	21	230	7.4
2022-23	NU	17-17	460/27.0	52-147	.354	28-92	.304	32-37	.865	15	70	85	5.0	27-1	21	13	4	28	164	9.6
TOTAL		70-33	1467/21.0	167-440	.380	105-294	.357	67-92	.728	23	165	188	2.7	110-2	74	45	11	67	506	7.2



5

JULIAN ROPER II

SO. • G • 6-3 • DETROIT, MICH. / ST. MARY'S

» NEWS & NOTES

2022-23: Unavailable for four total games this season, came back after missing three games due to a shoulder injury and contributed seven points in the road win at No. 20 Michigan State ... Scored a career-high 12 points against UIC (12/20), first career game in double figures.

2021-22: Ranked fourth on the team in starts, starting each of the final 15 games of the season ... Hauled in 32 offensive rebounds, fourth-most among Big Ten freshmen ... Tallied 25 steals, second-most on the team, and tied for third-most in the Big Ten among freshmen ... Made his collegiate debut against Eastern Illinois, recording six points, three steals, four rebounds, one block and one assist (11/9) ... Earned his first career start, tallying seven points, four rebounds and three steals at Purdue (1/23) ... Played a career-high 29 minutes and scored eight points with five rebounds in the Big Ten Tournament against Nebraska (3/9) ... Totaled a career-high nine points against Iowa in the Big Ten Tournament (3/10).

PRIOR TO NORTHWESTERN: Ranked as the No. 4 prospect in Michigan and No. 32 shooting guard in the nation by 247sports.com ... Ranked as the No. 141 player in the country by Rivals.com ... Named one of five finalists for Michigan's Mr. Basketball award following his senior season in which he averaged 20.2 points per game and 10.3 rebounds, also earned 2021 Associated Press Division I First-Team All-State honors ... Averaged 18.3 points, 7.6 rebounds, 5.0 assists and 2.6 steals as a junior and earned second team All-State honors in Michigan's Division I while being named second team All-Metro by MLive.com.

PERSONAL: Father, Julian, played football at Grand Valley State ... Mom, Kelli, played basketball at Central State.

» CAREER HIGHS

POINTS

12, vs. UIC (12/20/22)

FG

4, vs. UIC (12/20/22)

3PT FG

3, vs. Iowa (3/10/22)

FREE THROWS MADE

4, vs. Minnesota (3/6/22)

REBOUNDS

7, vs. Illinois (1/4/23)

ASSISTS

5, vs. Rutgers (2/1/22)

STEALS

3, (3x), last at Purdue (1/23/22)

MINUTES

33, at Michigan (1/16/23)

BLOCKS

3, vs. Nebraska (2/22/22)

Opponent	Date	GS	MIN	Total		3-Pointers		Free throws		Rebounds				PF	A	TO	BLK	STL	PTS	AVG
				FG-FGA	PCT	3FG-3FGA	PCT	FT-FTA	PCT	OFF	DEF	TOT	AVG							
NIU	11/11/2022		15:41	1-1	1.000	0-0	.000	1-2	.500	0	0	0	0.0	0	1	0	0	0	3	3.0
at Georgetown	11/15/2022		27:36	2-3	.667	1-2	.500	1-2	.500	2	3	5	2.5	2	4	2	0	1	6	4.5
Purdue Fort Wayne	11/18/2022		19:14	0-3	.000	0-2	.000	0-0	.000	0	4	4	3.0	2	0	2	0	1	0	3.0
at Michigan St.	12/04/2022		26:03	3-4	.750	0-1	.000	1-1	1.000	1	2	3	3.0	1	2	0	2	1	7	4.0
Prairie View	12/11/2022		17:25	0-6	.000	0-0	.000	1-4	.250	1	3	4	3.2	3	1	1	0	0	1	3.4
DePaul	12/17/2022		20:33	1-3	.333	0-0	.000	0-0	.000	0	5	5	3.5	0	0	1	0	1	2	3.2
UIC	12/20/2022		22:20	4-5	.800	1-1	1.000	3-3	1.000	1	4	5	3.7	4	2	0	0	0	12	4.4
Brown	12/29/2022		18:53	2-3	.667	0-1	.000	0-0	.000	0	4	4	3.8	3	1	3	0	2	4	4.4
Ohio St.	01/01/2023		24:29	2-5	.400	2-3	.667	0-0	.000	0	0	0	3.3	1	1	1	0	1	6	4.6
Illinois	01/04/2023		27:54	0-3	.000	0-0	.000	2-4	.500	2	5	7	3.7	2	2	0	1	0	2	4.3
at Indiana	01/08/2023		18:46	0-1	.000	0-1	.000	0-2	.000	0	4	4	3.7	3	0	0	0	1	0	3.9
Rutgers	01/11/2023		19:37	3-4	.750	2-3	.667	0-2	.000	1	4	5	3.8	4	1	1	1	0	8	4.3
at Michigan	01/15/2023		32:54	2-8	.250	1-4	.250	1-2	.500	1	4	5	3.9	3	1	0	0	2	6	4.4
Totals		0	291:25	20-49	.408	7-18	.389	10-22	.455	9	42	51	3.9	28	16	11	4	10	57	4.4

Player Averages

Games Played	Minutes/ game	Points/ game	FG Pct	3FG Pct	FT Pct	Rebounds/ game	Assists/ game	Turnovers/ game	Assist/Turnover ratio	Steals/ game	Blocks/ game
13	22.4	4.4	40.8	38.9	45.5	3.9	1.2	0.8	1.5	0.8	0.3

» SEASON HIGHS

POINTS

12, vs. UIC (12/20/22)

FG

4, vs. UIC (12/20/22)

3PT FG

2, (2x), last vs. Rutgers (1/11/23)

FREE THROWS MADE

3, vs. UIC (12/20/22)

REBOUNDS

7, vs. Illinois (1/4/23)

ASSISTS

4, at Georgetown (11/15/22)

STEALS

2, (2x), last at Michigan (1/16/23)

MINUTES

33, at Michigan (1/16/23)

BLOCKS

2, at Michigan State (12/4/22)

» TRACKING Season Career

10+ points	1	1
10+ rebounds	0	0
5+ assists	0	1
Double-doubles	0	0

				Field Goals		3-Point		F-Throws		Rebounds									Scoring	
SEASON	TEAM	GP-GS	MIN/AVG	FG-FGA	FG%	3FG-3FGA	3FG%	FT-FTA	FT%	OFF	DEF	TOT	AVG	PF-FO	A	TO	BLK	STL	PTS	AVG
2021-22	NU	29-15	590/20.3	39-114	.342	18-51	.353	20-28	.714	32	67	99	3.4	50-1	28	13	14	25	116	4.0
2022-23	NU	13-0	291/22.4	20-49	.408	7-18	.389	10-22	.455	9	42	51	3.9	28-0	16	11	4	10	57	4.4
TOTAL		42-15	881/21.0	59-163	.362	25-69	.362	30-50	.600	41	109	150	3.6	78-1	44	24	18	35	173	4.1



» CAREER HIGHS

POINTS

21, vs. Saint Louis (2/28/18)!

FG

7, vs. Saint Louis (2/28/18)!

3PT FG

N/A

FREE THROWS MADE

7, vs. Saint Louis (2/28/18)!

REBOUNDS

13, vs. FIU (1/29/22)*

ASSISTS

5, vs. George Mason (1/20/18)!

STEALS

4, (4x), last vs. Florida Atlantic (1/27/22)*

MINUTES

36, (2x), last vs. North Texas (3/5/22)*

BLOCKS

9, vs. George Mason (1/20/18)!

» SEASON HIGHS

POINTS

6, (2x), last vs. Purdue Fort Wayne (11/18/22)

FG

3, (2x), last vs. Purdue Fort Wayne (11/18/22)

3PT FG

N/A

FREE THROWS MADE

1, (2x), last vs. UIC (12/20/22)

REBOUNDS

6, (2x), last vs. UIC (12/20/22)

ASSISTS

2, (2x), last vs. Brown (12/29/22)

STEALS

1, (2x), last vs. UIC (12/20/22)

MINUTES

23, vs. Northern Illinois (11/11/22)

BLOCKS

2, vs. Northern Illinois (11/11/22)

* at UTEP

! at Duquesne

» TRACKING Season Career

10+ points	0	15
10+ rebounds	0	2
5+ assists	0	1
Double-doubles	0	2

10 TYDUS VERHOEVEN (Ver-HOO-vin)

GR • F • 6-9 • MANTECA, CALIF. / MANTECA HS / UTEP

» NEWS & NOTES

2022-23: Of the five newcomers for this season, only one to come from the transfer portal ... Oldest player on the roster at 24-years old ... Was +17 in the road win at Georgetown (11/15) ... Made his 100th career start against Prairie View A&M.

2021-22 (at UTEP): C-USA Commissioner's Academic Honor Roll ... Led the team and ranked 12th in C-USA for blocks per game ... Scored in double-figures seven times.

2020-21 (at UTEP): C-USA Commissioner's Academic Honor Roll ... NABC Outstanding Achievement Award ... Led Miners in field goal percentage (62.7).

2019-20 (at UTEP): C-USA Commissioner's Academic Honor Roll ... NABC Outstanding Achievement Award ... Ranked second on the team with 15 blocked shots.

2018-19 (at UTEP): Sat out due to NCAA transfer rules.

2017-18 (at Duquesne): Played in every game, starting the final 27 games for the Dukes ... Broke school's freshman blocked shot record (71) ... Eighth freshman in the 42-year history of the Atlantic 10 to lead the league in blocks ... Exploded for a career-high 21 points on a 7-for-7 effort from the field and 7-for-8 at the free throw line against Saint Louis (2/28/18) ... Blocked a career-high and Duquesne freshman single-game record nine shots against George Mason (1/28/18).

PERSONAL: Son of Jodi Verhoeven ... Mother played basketball at Fresno State (1991-94) and was drafted by the WNBA's Los Angeles Sparks ... Played volleyball and participated in track and field in high school ... Oldest player on the Northwestern roster at 24 years old.

Opponent	Date	GS	MIN	Total		3-Pointers		Free throws		Rebounds				PF	A	TO	BLK	STL	PTS	AVG
				FG-FGA	PCT	3FG-3FGA	PCT	FT-FTA	PCT	OFF	DEF	TOT	AVG							
Chicago St.	11/07/2022	*	21:09	1-1	1.000	0-0	.000	0-1	.000	0	3	3	3.0	5	1	1	0	0	2	2.0
NIU	11/11/2022	*	22:41	3-8	.375	0-0	.000	0-1	.000	1	4	5	4.0	1	1	0	2	0	6	4.0
at Georgetown	11/15/2022	*	17:33	1-2	.500	0-0	.000	0-0	.000	2	4	6	4.7	4	1	0	0	0	2	3.3
Purdue Fort Wayne	11/18/2022	*	18:36	3-6	.500	0-0	.000	0-0	.000	1	2	3	4.3	0	0	0	0	1	6	4.0
vs Liberty	11/22/2022	*	17:06	1-3	.333	0-0	.000	2-2	1.000	2	3	5	4.4	4	0	1	0	1	4	4.0
vs Auburn	11/23/2022	*	20:51	1-2	.500	0-1	.000	0-2	.000	0	4	4	4.3	2	0	0	2	1	2	3.7
Pittsburgh	11/28/2022	*	12:28	0-1	.000	0-0	.000	0-0	.000	2	1	3	4.1	3	2	1	1	0	0	3.1
at Michigan St.	12/04/2022	*	20:01	1-1	1.000	0-0	.000	1-2	.500	1	2	3	4.0	3	1	0	1	0	3	3.1
Prairie View	12/11/2022	*	12:01	0-1	.000	0-0	.000	0-0	.000	0	0	0	3.6	1	0	1	0	0	0	2.8
DePaul	12/17/2022		12:01	0-0	.000	0-0	.000	0-0	.000	1	0	1	3.3	3	1	1	1	0	0	2.5
UIC	12/20/2022		15:07	2-5	.400	0-0	.000	1-2	.500	4	2	6	3.5	2	1	0	0	1	5	2.7
Brown	12/29/2022		11:30	0-0	.000	0-0	.000	0-0	.000	0	0	0	3.3	2	2	1	0	0	0	2.5
Ohio St.	01/01/2023		19:08	1-2	.500	0-0	.000	0-0	.000	0	0	0	3.0	4	2	0	0	0	2	2.5
Illinois	01/04/2023		12:26	1-1	1.000	0-0	.000	0-0	.000	1	1	2	2.9	3	0	1	0	0	2	2.4
at Indiana	01/08/2023		06:41	1-2	.500	0-0	.000	0-0	.000	0	1	1	2.8	3	0	1	0	0	2	2.4
Rutgers	01/11/2023		09:38	1-2	.500	0-0	.000	0-0	.000	1	0	1	2.7	0	0	0	0	0	2	2.4
at Michigan	01/15/2023		09:21	0-0	.000	0-0	.000	0-0	.000	0	1	1	2.6	0	0	0	0	0	0	2.2
Totals		9	258:17	17-37	.459	0-1	.000	4-10	.400	16	28	44	2.6	40	12	8	7	4	38	2.2

Player Averages

Games Played	Minutes/game	Points/game	FG Pct	3FG Pct	FT Pct	Rebounds/game	Assists/game	Turnovers/game	Assist/Turnover ratio	Steals/game	Blocks/game
17	15.2	2.2	45.9	0.0	40.0	2.6	0.7	0.5	1.5	0.2	0.4

				Field Goals		3-Point		F-Throws		Rebounds				Scoring						
SEASON	TEAM	GP-GS	MIN/AVG	FG-FGA	FG%	3FG-3FGA	3FG%	FT-FTA	FT%	OFF	DEF	TOT	AVG	PF-FO	A	TO	BLK	STL	PTS	AVG
2017-18	DU	32-27	625/19.5	40-77	.519	0-0	.000	20-37	.541	44	62	106	3.3	94-6	28	24	71	7	100	3.1
2019-20	UTEP	30-12	396/13.2	18-31	.581	0-0	.000	9-22	.409	33	36	69	2.3	56-1	15	15	15	20	45	1.5
2020-21	UTEP	24-24	594/24.8	52-83	.627	0-0	.000	13-21	.619	47	58	105	4.4	68-3	26	28	21	17	117	4.9
2021-22	UTEP	31-28	778/25.1	85-167	.509	0-2	.000	34-50	.680	47	97	144	4.6	95-5	35	49	32	23	204	6.6
2022-23	NU	17-9	258/15.2	17-37	.459	0-1	.000	4-10	.400	16	28	44	2.6	40-1	12	8	7	4	38	2.2
TOTAL FOR NU		17-9	258/15.2	17-37	.459	0-1	.000	4-10	.400	16	28	44	2.6	40-1	12	8	7	4	38	2.2
TOTAL		134-100	2652/19.8	212-395	.537	0-3	.000	80-140	.571	187	281	468	3.5	353-16	116	124	146	71	504	3.8



13

BROOKS BARNHIZER

SO. • G • 6-7 • LAFAYETTE, IND. / JEFFERSON HS

» NEWS & NOTES

2022-23: Registered a career-high four steals off the bench a road win at Georgetown (11/15) and matched that mark in the win over Liberty (11/22) ... Can play the 1-4 positions on the floor ... Posted the best single-game numbers of his career, setting career benchmarks of 18 points, 8 rebounds and 5 assists against UIC (12/20) ... It was the first 18, 8 and 5 game for an NU player since Vic Law in 2018 against Minnesota Grabbed a career-high nine boards against Ohio State (1/1/23) ... Posted second double-figure scoring game of his career with 10 points off the bench against Michigan (1/15).

2021-22: Made his collegiate debut in a win over Fairleigh Dickinson (11/18) ... Tallied five points, two rebounds, two assists, and a steal in 11 minutes against Illinois Springfield (12/30) ... Recorded two steals, an assist, and a block in seven minutes of action in an upset win over Michigan St. (1/15) ... Set career-highs by scoring seven points, dishing out three assists and playing 22 minutes at Iowa (2/28) ... Recorded a season-high three made field goals and scored six points in the Big Ten Tournament against Iowa (3/10).

PRIOR TO NORTHWESTERN: Ranked as the No. 5 player in Indiana and No. 25 small forward in the country by 247sports.com ... Earned six varsity basketball letters and was a two-time captain at Lafayette Jefferson High School ... Averaged 32.7 points, 11.5 rebounds, 6.5 assists, 3.8 steals and 2.6 blocks during his senior season and was a finalist for Indiana's Mr. Basketball award, ultimately finishing fourth.

PERSONAL: Parents are Heidi and Mark Barnhizer ... Father played basketball at Purdue and Auburn and coached him all six years at Lafayette Jefferson High School ... Mother played softball at Auburn ... Older brother, Braxton, plays basketball at Trinity Christian College ... Dad, Mark, has collected over 500 career victories as a high school head coach.

» CAREER HIGHS

POINTS

18, vs. UIC (12/20/22)

FG

6, vs. UIC (12/20/22)

3PT FG

2, vs. UIC (12/20/22)

FREE THROWS MADE

5, vs. Illinois (1/4/23)

REBOUNDS

9, vs. Ohio State (1/1/23)

ASSISTS

5, vs. UIC (12/20/22)

STEALS

4, at Georgetown (11/15/22)

MINUTES

28, vs. Liberty (11/22/22)

BLOCKS

2, vs. DePaul (12/17/22)

» SEASON HIGHS

POINTS

18, vs. UIC (12/20/22)

FG

6, vs. UIC (12/20/22)

3PT FG

2, vs. UIC (12/20/22)

FREE THROWS MADE

5, vs. Illinois (1/4/23)

REBOUNDS

9, vs. Ohio State (1/1/23)

ASSISTS

5, vs. UIC (12/20/22)

STEALS

4, {2x}, last vs. Liberty (11/22/22)

MINUTES

28, vs. Liberty (11/22/22)

BLOCKS

2, vs. DePaul (12/17/22)

» TRACKING Season Career

10+ points	2	2
10+ rebounds	0	0
5+ assists	1	1
Double-doubles	0	0

Opponent	Date	GS	MIN	Total		3-Pointers		Free throws		Rebounds				PF	A	TO	BLK	STL	PTS	AVG
				FG-FGA	PCT	3FG-3FGA	PCT	FT-FTA	PCT	OFF	DEF	TOT	AVG							
Chicago St.	11/07/2022		27:04	2-5	.400	1-2	.500	0-0	.000	2	3	5	5.0	2	1	1	0	1	5	5.0
NIU	11/11/2022		09:42	0-1	.000	0-1	.000	1-2	.500	0	1	1	3.0	2	0	0	1	0	1	3.0
at Georgetown	11/15/2022		22:12	3-6	.500	1-2	.500	2-2	1.000	1	2	3	3.0	0	0	1	0	4	9	5.0
Purdue Fort Wayne	11/18/2022		18:39	3-6	.500	0-3	.000	0-0	.000	1	4	5	3.5	0	1	3	0	0	6	5.3
vs Liberty	11/22/2022		26:09	2-6	.333	0-3	.000	0-1	.000	3	2	5	3.8	1	2	0	0	4	4	5.0
vs Auburn	11/23/2022		28:20	1-6	.167	0-2	.000	4-4	1.000	1	5	6	4.2	2	1	0	0	0	6	5.2
Pittsburgh	11/28/2022		22:29	2-7	.286	1-3	.333	2-4	.500	3	0	3	4.0	1	0	3	0	0	7	5.4
at Michigan St.	12/04/2022		12:07	0-1	.000	0-1	.000	2-2	1.000	0	0	0	3.5	2	1	2	1	0	2	5.0
Prairie View	12/11/2022		11:43	0-1	.000	0-1	.000	0-0	.000	0	1	1	3.2	1	0	0	1	0	0	4.4
DePaul	12/17/2022		22:33	1-4	.250	0-2	.000	3-4	.750	1	4	5	3.4	1	2	2	2	1	5	4.5
UIC	12/20/2022		27:09	6-8	.750	2-4	.500	4-4	1.000	2	6	8	3.8	1	5	0	1	1	18	5.7
Brown	12/29/2022		13:34	0-4	.000	0-2	.000	0-0	.000	1	3	4	3.8	0	0	1	0	0	0	5.3
Ohio St.	01/01/2023		17:50	2-3	.667	0-0	.000	2-2	1.000	1	8	9	4.2	2	1	1	1	1	6	5.3
Illinois	01/04/2023		22:34	1-4	.250	1-1	1.000	5-8	.625	2	5	7	4.4	0	2	0	0	1	8	5.5
at Indiana	01/08/2023		14:30	1-3	.333	1-2	.500	0-0	.000	0	2	2	4.3	0	0	0	0	1	3	5.3
Rutgers	01/11/2023		07:12	1-1	1.000	1-1	1.000	0-0	.000	0	2	2	4.1	3	0	1	0	0	3	5.2
at Michigan	01/15/2023		25:37	4-8	.500	0-2	.000	2-2	1.000	1	4	5	4.2	3	3	1	0	2	10	5.5
Totals			0 329:24	29-74	.392	8-32	.250	27-35	.771	19	52	71	4.2	21	19	16	7	16	93	5.5

Player Averages

Games Played	Minutes/ game	Points/ game	FG Pct	3FG Pct	FT Pct	Rebounds/ game	Assists/ game	Turnovers/ game	Assist/Turnover ratio	Steals/ game	Blocks/ game
17	19.4	5.5	39.2	25.0	77.1	4.2	1.1	0.9	1.2	0.9	0.4

				Field Goals		3-Point		F-Throws		Rebounds									Scoring	
SEASON	TEAM	GP-GS	MIN/AVG	FG-FGA	FG%	3FG-3FGA	3FG%	FT-FTA	FT%	OFF	DEF	TOT	AVG	PF-FO	A	TO	BLK	STL	PTS	AVG
2021-22	NU	11-0	80/7.3	6-26	.231	2-11	.182	5-6	.833	2	6	8	0.7	5-0	11	3	3	6	19	1.7
2022-23	NU	17-0	329/19.4	29-74	.392	8-32	.250	27-35	.771	19	52	71	4.2	21-0	19	16	7	16	93	5.5
TOTAL		28-0	410/14.6	35-100	.350	10-43	.233	32-41	.780	21	58	79	2.8	26-0	30	19	10	22	112	4.0



» CAREER HIGHS

POINTS

20, (2x), last vs. Prairie View AGM (12/11/22)

FG

6, (5x), last vs. Prairie View AGM (12/11/22)

3PT FG

4, vs. Prairie View AGM (12/11/22)

FREE THROWS MADE

10, vs. Chicago State (11/7/22)

REBOUNDS

12, vs. Prairie View AGM (12/11/22)

ASSISTS

4, (3x), last vs. Illinois (1/7/21)

STEALS

5, vs. Eastern Illinois (11/9/21)

MINUTES

39, vs. Maryland (1/12/22)

BLOCKS

3, (3x), at Indiana (1/8/23)

» SEASON HIGHS

POINTS

20, (2x), last vs. Prairie View AGM (12/11/22)

FG

6, vs. Prairie View AGM (12/11/22)

3PT FG

4, vs. Prairie View AGM (12/11/22)

FREE THROWS MADE

10, vs. Chicago State (11/7/22)

REBOUNDS

12, vs. Prairie View AGM (12/11/22)

ASSISTS

2, (3x), last at Indiana (1/8/23)

STEALS

2, (2x), last at Michigan (1/16/23)

MINUTES

37, (2x), last vs. Prairie View AGM (12/11/22)

BLOCKS

3, (3x), last at Indiana (1/8/23)

» TRACKING Season Career

10+ points	7	22
10+ rebounds	1	3
5+ assists	0	0
Double-doubles	1	2

31 ROBBIE BERAN SR • F • 6-9 • RICHMOND, VA. / COLLEGIATE SCHOOL

» NEWS & NOTES

2022-23: Did not miss a game in his first four seasons and has appeared in the most games of any Wildcat over that span ... Scored a career-high 20 points on a career-high 10 made free throws in the season-opener against Chicago State (11/7) ... First NU player to score 20+ points in the season opener since Ryan Taylor (20) in 2018 against New Orleans ... Tallied eight of 15 points in the first six minutes against Northern Illinois (11/11) ... Tied career-high with four 3-pointers at Georgetown and scored 11 points, the first time in his career he has scored double figures in three straight games (11/15) ... Posted 20+ points for the second time this season against Prairie View AGM and recorded his second career double-double ... Scored all eight points and did not miss a shot in the second half against Rutgers (1/11) ... Scored the third-most points in his career against a BIG team with 16 at Michigan (1/15).

2021-22: Finished second on the team in rebounding and blocks (23) ... During conference-only games, connected on 37.9% (22-for-58) of 3-point attempts, the team's second-highest mark ... Scored in double figures eight times ... Recorded a career-high five steals and scored nine points in the season-opening win over Eastern Illinois (11/9) ... Poured in 13 points and hauled in six boards against Purdue (2/13) ... Scored 15 points and tied a career-high making three 3-pointers in the regular season finale against Minnesota (3/6) ... Added 10 points in the Big Ten Tournament against Iowa (3/10).

2020-21: Finished second on the team with 10 blocks.

2019-20: Started 18 games as a first-year ... Led the team in three-point percentage, connecting on 40% (20-of-50) from deep ... Recorded a double-double against Nebraska (1/11).

PRIOR TO NORTHWESTERN: Rated as the No. 97 recruit and the No. 24 power forward in the nation according to Rivals.com when he signed ... McDonald's All-American nominee ... VISAA Second Team All-State ... First Team All-Metro ... Prep League Co-Player of the Year.

Opponent	Date	GS	MIN	Total		3-Pointers		Free throws		Rebounds				PF	A	TO	BLK	STL	PTS	AVG	
				FG-FGA	PCT	3FG-3FGA	PCT	FT-FTA	PCT	OFF	DEF	TOT	AVG								
Chicago St.	11/07/2022	*	32:21	4-8	.500	2-3	.667	10-11	.909	2	5	7	7.0	0	2	1	1	1	20	20.0	
NIU	11/11/2022	*	32:36	5-10	.500	2-4	.500	3-6	.500	3	2	5	6.0	3	2	1	3	1	15	17.5	
at Georgetown	11/15/2022	*	29:01	4-12	.333	3-6	.500	0-0	.000	2	5	7	6.3	2	0	3	2	0	11	15.3	
Purdue Fort Wayne	11/18/2022	*	32:28	3-7	.429	1-3	.333	0-0	.000	1	7	8	6.8	4	0	0	0	0	7	13.3	
vs Liberty	11/22/2022	*	34:01	3-9	.333	0-2	.000	2-2	1.000	1	6	7	6.8	2	0	0	0	1	8	12.2	
vs Auburn	11/23/2022	*	36:58	1-9	.111	0-5	.000	0-0	.000	2	6	8	7.0	2	0	1	1	1	2	10.5	
Pittsburgh	11/28/2022	*	25:23	3-6	.500	2-3	.667	0-0	.000	1	3	4	6.6	4	0	0	0	1	8	10.1	
at Michigan St.	12/04/2022	*	28:51	0-4	.000	0-2	.000	5-6	.833	1	6	7	6.6	1	0	1	0	0	5	9.5	
Prairie View	12/11/2022	*	37:45	6-11	.545	4-9	.444	4-4	1.000	5	7	12	7.2	1	1	1	3	0	20	10.7	
DePaul	12/17/2022	*	22:03	3-8	.375	1-4	.250	1-1	1.000	1	4	5	7.0	1	1	0	0	1	8	10.4	
UIC	12/20/2022	*	26:36	4-8	.500	1-5	.200	1-2	.500	2	0	2	6.5	3	0	1	0	0	10	10.4	
Brown	12/29/2022	*	28:15	0-4	.000	0-2	.000	3-4	.750	1	3	4	6.3	3	0	1	1	0	3	9.8	
Ohio St.	01/01/2023	*	24:21	1-7	.143	0-2	.000	4-4	1.000	3	3	6	6.3	2	1	1	2	0	6	9.5	
Illinois	01/04/2023	*	27:05	2-7	.286	0-1	.000	1-1	1.000	0	5	5	6.2	3	1	1	1	1	5	9.1	
at Indiana	01/08/2023	*	31:44	4-9	.444	2-4	.500	3-4	.750	3	2	5	6.1	3	2	1	3	1	13	9.4	
Rutgers	01/11/2023	*	34:06	2-5	.400	2-4	.500	2-2	1.000	2	4	6	6.1	0	0	0	0	2	8	9.3	
at Michigan	01/15/2023	*	25:29	5-8	.625	2-4	.500	4-5	.800	1	3	4	6.0	4	1	0	1	2	16	9.7	
Totals			17	509:03	50-132	.379	22-63	.349	43-52	.827	31	71	102	6.0	38	11	13	18	12	165	9.7

Player Averages

Games Played	Minutes/game	Points/game	FG Pct	3FG Pct	FT Pct	Rebounds/game	Assists/game	Turnovers/game	Assist/Turnover ratio	Steals/game	Blocks/game
17	29.9	9.7	37.9	34.9	82.7	6.0	0.6	0.8	0.8	0.7	1.1

				Field Goals		3-Point		F-Throws		Rebounds				Scoring						
SEASON	TEAM	GP-GS	MIN/AVG	FG-FGA	FG%	3FG-3FGA	3FG%	FT-FTA	FT%	OFF	DEF	TOT	AVG	PF-FO	A	TO	BLK	STL	PTS	AVG
2019-20	NU	31-18	590/19.0	55-141	.390	20-50	.400	26-40	.650	26	78	104	3.4	73-3	19	26	17	5	156	5.0
2020-21	NU	24-18	485/20.2	48-108	.444	20-57	.351	20-30	.667	10	55	65	2.7	62-3	26	15	10	7	136	5.7
2021-22	NU	31-30	677/21.8	73-156	.468	30-82	.366	21-28	.750	29	103	132	4.3	75-5	20	21	23	21	197	6.4
2022-23	NU	17-17	509/29.9	50-132	.379	22-63	.349	43-52	.827	31	71	102	6.0	38-0	11	13	18	12	165	9.7
TOTAL		103-83	2261/22.0	226-537	.421	92-252	.365	110-150	.733	96	307	403	3.9	248-11	76	75	68	45	654	6.3



33

LUKE HUNGER

FY • F • 6-10 • MONTREAL, QUÉBEC / NORTHFIELD MOUNT HERMON (MASS.)

» NEWS & NOTES

2022-23: Scored eight points against DePaul in just eight minutes played (12/17) ... Injured his foot in the closing minutes against UIC (12/20/22) and will miss the remainder of the season.

PRIOR TO NORTHWESTERN: 2021-22 NEPSAC Player of the Year and All-NEPSAC selection ... As a senior, averaged 17.0 points and 9.7 rebounds per game ... Named to the BioSteel All Canadian Games Roster, made up of the best male players born or playing in Canada ... Named Most Outstanding Player for the 2022 National Prep Championships by On3 ... Led the team to a 33-6 record and finished as the runner-up in the National Prep Championship ... Scored 30 points and grabbed 23 rebounds against Vermont Academy ... Dropped 28 points in a win over Montverde Academy in National Prep Championship ... Did not play the 2020-21 season due to the COVID-19 pandemic ... Rated a three-star prospect by 247Sports, Rivals and ESPN ... Rated the No. 31 power forward in his class and No. 4 overall player from Canada according to 247.

PERSONAL: Dad, Rick, played basketball at Providence (1977-81) ... Also played hockey and rugby growing up ... Wears No. 33 because Zdeno Chára is his favorite hockey player ... First language is French ... Mom is a flight attendant ... First international player for Northwestern since Joey van Zegeren (The Netherlands) in 2015-16 and first Canadian since Bernard Côté in 2005-06 (Montreal, Québec).

» CAREER HIGHS

POINTS
8, vs. DePaul (12/17/22)

FG
3, vs. DePaul (12/17/22)

3PT FG
1, vs. UIC (12/20/22)

FREE THROWS MADE
2, vs. DePaul (12/17/22)

REBOUNDS
3, vs. DePaul (12/17/22)

ASSISTS
1, vs. Pitt (11/28/22)

STEALS
N/A

MINUTES
13, vs. Pitt (11/28/22)

BLOCKS
N/A

» SEASON HIGHS

POINTS
8, vs. DePaul (12/17/22)

FG
3, vs. DePaul (12/17/22)

3PT FG
1, vs. UIC (12/20/22)

FREE THROWS MADE
2, vs. DePaul (12/17/22)

REBOUNDS
3, vs. DePaul (12/17/22)

ASSISTS
1, vs. Pitt (11/28/22)

STEALS
N/A

MINUTES
13, vs. Pitt (11/28/22)

BLOCKS
N/A

» TRACKING Season Career

10+ points	0	0
10+ rebounds	0	0
5+ assists	0	0
Double-doubles	0	0

				Total		3-Pointers		Free throws		Rebounds															
Opponent	Date	GS	MIN	FG-FGA	PCT	3FG-3FGA	PCT	FT-FTA	PCT	OFF	DEF	TOT	AVG	PF	A	TO	BLK	STL	PTS	AVG					
Chicago St.	11/07/2022		05:15	1-3	.333	0-0	.000	0-0	.000	2	0	2	2.0	1	0	0	0	0	2	2.0					
Pittsburgh	11/28/2022		13:13	1-4	.250	0-1	.000	0-1	.000	2	0	2	2.0	0	1	0	0	0	2	2.0					
at Michigan St.	12/04/2022		00:50	0-0	.000	0-0	.000	0-0	.000	0	0	0	1.3	0	0	0	0	0	0	1.3					
Prairie View	12/11/2022		02:25	0-1	.000	0-0	.000	1-2	.500	1	0	1	1.3	0	0	0	0	0	1	1.3					
DePaul	12/17/2022		08:03	3-4	.750	0-0	.000	2-2	1.000	3	0	3	1.6	0	0	1	0	0	8	2.6					
UIC	12/20/2022		06:56	1-2	.500	1-1	1.000	0-0	.000	0	0	0	1.3	3	0	0	0	0	3	2.7					
Totals		0	36:43	6-14	.429	1-2	.500	3-5	.600	8	0	8	1.3	4	1	1	0	0	16	2.7					

Player Averages

Games Played	Minutes/game	Points/game	FG Pct	3FG Pct	FT Pct	Rebounds/game	Assists/game	Turnovers/game	Assist/Turnover ratio	Steals/game	Blocks/game
6	6.1	2.7	42.9	50.0	60.0	1.3	0.2	0.2	1.0	0.0	0.0

				Field Goals		3-Point		F-Throws		Rebounds										Scoring	
SEASON	TEAM	GP-GS	MIN/AVG	FG-FGA	FG%	3FG-3FGA	3FG%	FT-FTA	FT%	OFF	DEF	TOT	AVG	PF-FO	A	TO	BLK	STL		PTS	AVG
2022-23	NU	6-0	37/6.1	6-14	.429	1-2	.500	3-5	.600	8	0	8	1.3	4-0	1	1	0	0		16	2.7
TOTAL		6-0	37/6.1	6-14	.429	1-2	.500	3-5	.600	8	0	8	1.3	4-0	1	1	0	0		16	2.7



34

MATTHEW NICHOLSON JR. • C • 7-0 • CLARKSTON, MICH. / CLARKSTON HS

» NEWS & NOTES

2022-23: Scored a career-high 9 points in the season opener against Chicago State, recording three dunks (11/7) ... Posted a career-high 9 rebounds and tied his career-high with 9 points off the bench in the road win at Georgetown (11/16) ... Registered a block in all but 2 games this year ... Played more minutes this year than his prior two seasons combined ... Nearly recorded his first career double-double with 9 points and 10 rebounds against Prairie View A&M (12/11) ... Made first career start and tied career-high of 9 points against DePaul (12/17) ... Grabbed a career-high 13 rebounds, with eight on the offensive glass against Ohio State (1/1/23) ... Was the first time a 'Cat had 8 offensive boards since 2018 (Derrek Pardon vs. American) ... Reached double figures for the first time in his career with a career-high 13 points at Michigan (1/15).

2021-22: Played in 15 games, averaging 1.8 points, 0.3 assists and 1.3 rebounds per game ... Scored his first points of the season while collecting a rebound against High Point (11/12) ... Tied a career-high with four points and grabbed a career-high three rebounds against Fairleigh Dickinson (11/18) ... Scored a career-high six points against Illinois Springfield (12/20) ... Contributed five points and six rebounds in a career-high 13 minutes to help upset No. 10 Michigan St. (1/15) ... Scored four points against Purdue (1/23).

2020-21: 2020-21: Made his collegiate debut against Arkansas Pine-Bluff and contributed two points, two rebounds in five minutes of action (12/2) ... Scored four points and grabbed two rebounds in a win over Quincy (12/15).

PRIOR TO NORTHWESTERN: Rated as the No. 6 prospect in the state of Michigan according to 247sports.com...Graduated Clarkston High School as the career-record holder for rebounds (544) and blocks (222)...Earned First Team All-State honors following his senior season...Averaged 16.9 points, 13.7 rebounds and 6.8 blocks per game, set single-season school records in rebounds (298) and blocks (151).

» CAREER HIGHS

POINTS

13, at Michigan (1/16/23)

FG

5, at Michigan (1/16/23)

3PT FG

N/A

FREE THROWS MADE

5, vs. Prairie View A&M (12/11/22)

REBOUNDS

13, vs. Ohio State (1/1/23)

ASSISTS

3, (4x), last vs. Rutgers (1/11/23)

STEALS

2, (3x), last at Indiana (1/8/23)

MINUTES

32, at Indiana (1/8/23)

BLOCKS

2, (7x), last at Indiana (1/8/23)

» SEASON HIGHS

POINTS

13, at Michigan (1/16/23)

FG

5, at Michigan (1/16/23)

3PT FG

N/A

FREE THROWS MADE

5, vs. Prairie View A&M (12/11/22)

REBOUNDS

13, vs. Ohio State (1/1/23)

ASSISTS

3, (3x), last vs. Rutgers (1/11/23)

STEALS

2, (3x), last at Indiana (1/8/23)

MINUTES

32, at Indiana (1/8/23)

BLOCKS

2, (7x), last at Indiana (1/8/23)

» TRACKING Season Career

10+ points	1	1
10+ rebounds	3	3
5+ assists	0	0
Double-doubles	0	0

Opponent	Date	GS	MIN	Total		3-Pointers		Free throws		Rebounds				PF	A	TO	BLK	STL	PTS	AVG
				FG-FGA	PCT	3FG-3FGA	PCT	FT-FTA	PCT	OFF	DEF	TOT	AVG							
Chicago St.	11/07/2022		13:36	4-5	.800	0-0	.000	1-2	.500	0	4	4	4.0	1	0	0	1	1	9	9.0
NIU	11/11/2022		15:13	4-5	.800	0-0	.000	0-0	.000	1	6	7	5.5	2	0	2	2	0	8	8.5
at Georgetown	11/15/2022		18:50	3-5	.600	0-0	.000	3-6	.500	5	4	9	6.7	1	1	2	2	1	9	8.7
Purdue Fort Wayne	11/18/2022		21:06	1-2	.500	0-0	.000	0-1	.000	0	5	5	6.3	1	3	1	2	0	2	7.0
vs Liberty	11/22/2022		20:35	3-4	.750	0-0	.000	0-3	.000	2	3	5	6.0	0	0	3	1	0	6	6.8
vs Auburn	11/23/2022		19:08	2-3	.667	0-0	.000	3-4	.750	2	2	4	5.7	3	0	2	2	1	7	6.8
Pittsburgh	11/28/2022		14:19	1-3	.333	0-0	.000	1-4	.250	1	0	1	5.0	1	2	0	2	0	3	6.3
at Michigan St.	12/04/2022		17:50	2-4	.500	0-0	.000	3-4	.750	2	2	4	4.9	2	0	1	1	1	7	6.4
Prairie View	12/11/2022		21:23	2-4	.500	0-0	.000	5-6	.833	2	8	10	5.4	3	1	0	0	0	9	6.7
DePaul	12/17/2022	*	19:35	3-7	.429	0-0	.000	3-4	.750	3	5	8	5.7	1	3	1	1	2	9	6.9
UIC	12/20/2022	*	16:52	3-5	.600	0-0	.000	1-2	.500	2	5	7	5.8	1	2	1	1	0	7	6.9
Brown	12/29/2022	*	27:50	2-5	.400	0-0	.000	1-2	.500	6	5	11	6.3	4	3	0	2	1	5	6.8
Ohio St.	01/01/2023	*	20:52	0-7	.000	0-0	.000	0-4	.000	8	5	13	6.8	4	1	1	2	0	0	6.2
Illinois	01/04/2023	*	24:49	3-5	.600	0-0	.000	1-1	1.000	3	3	6	6.7	2	1	1	0	2	7	6.3
at Indiana	01/08/2023	*	32:02	4-7	.571	0-0	.000	0-2	.000	2	3	5	6.6	1	1	0	2	2	8	6.4
Rutgers	01/11/2023	*	30:15	1-4	.250	0-0	.000	1-6	.167	3	4	7	6.6	1	3	1	2	0	3	6.2
at Michigan	01/15/2023	*	19:33	5-5	1.000	0-0	.000	3-6	.500	3	2	5	6.5	4	0	0	0	0	13	6.6
Totals			8 353:46	43-80	.538	0-0	.000	26-57	.456	45	66	111	6.5	32	21	16	23	11	112	6.6

Player Averages

Games Played	Minutes/game	Points/game	FG Pct	3FG Pct	FT Pct	Rebounds/game	Assists/game	Turnovers/game	Assist/Turnover ratio	Steals/game	Blocks/game
17	20.8	6.6	53.8	0.0	45.6	6.5	1.2	0.9	1.3	0.6	1.4

				Field Goals		3-Point		F-Throws		Rebounds				Scoring						
SEASON	TEAM	GP-GS	MIN/AVG	FG-FGA	FG%	3FG-3FGA	3FG%	FT-FTA	FT%	OFF	DEF	TOT	AVG	PF-FO	A	TO	BLK	STL	PTS	AVG
2020-21	NU	9-0	24/2.7	4-9	.444	0-0	.000	1-4	.250	4	2	6	0.7	6-0	1	2	1	0	9	1.0
2021-22	NU	15-0	65/4.3	9-13	.692	0-0	.000	9-17	.529	5	15	20	1.3	14-0	5	5	3	1	27	1.8
2022-23	NU	17-8	354/20.8	43-80	.538	0-0	.000	26-57	.456	45	66	111	6.5	32-0	21	16	23	11	112	6.6
TOTAL		41-8	443/10.8	56-102	.549	0-0	.000	36-78	.462	54	83	137	3.3	52-0	27	23	27	12	148	3.6



43

BLAKE SMITH

FY • G • 6-6 • BLUE BELL, PA. / GERMANTOWN ACADEMY

» NEWS & NOTES

2022-23: Scored first points in first career game on an offensive rebound putback.
PRIOR TO NORTHWESTERN: Named All-Inter-Academic League as a senior ... Scored a career-high 35 points against Penn Charter..
PERSONAL: Dad, Larry, ,was a walk-on basketball player at North Carolina, and was a teammate of current Tar Heels head coach Hubert Davis ... Sister Alexis plays soccer at Georgetown ... Walk-on.

» CAREER HIGHS

POINTS
2, vs. Chicago State (11/7/22)
FG
1, vs. Chicago State (11/7/22)
3PT FG
N/A
FREE THROWS MADE
N/A
REBOUNDS
1, vs. Chicago State (11/7/22)
ASSISTS
N/A
STEALS
N/A
MINUTES
2, vs. vs. UIC (12/20/22)
BLOCKS
N/A

Opponent	Date	GS	MIN	Total		3-Pointers		Free throws		Rebounds				PF		A	TO	BLK	STL	PTS	AVG
				FG-FGA	PCT	3FG-3FGA	PCT	FT-FTA	PCT	OFF	DEF	TOT	AVG								
Chicago St.	11/07/2022		00:59	1-1	1.000	0-0	.000	0-0	.000	1	0	1	1.0	0	0	0	0	0	0	2	2.0
DePaul	12/17/2022		01:35	0-0	.000	0-0	.000	0-0	.000	0	0	0	0.5	0	0	0	0	0	0	0	1.0
UIC	12/20/2022		01:52	0-0	.000	0-0	.000	0-0	.000	0	0	0	0.3	0	0	0	0	0	0	0	0.7
Totals		0	04:26	1-1	1.000	0-0	.000	0-0	.000	1	0	1	0.3	0	0	0	0	0	0	2	0.7

Player Averages

Games Played	Minutes/ game	Points/ game	FG Pct	3FG Pct	FT Pct	Rebounds/ game	Assists/ game	Turnovers/ game	Assist/Turnover ratio	Steals/ game	Blocks/ game
3	1.5	0.7	100.0	0.0	0.0	0.3	0.0	0.0	0.0	0.0	0.0

» SEASON HIGHS

POINTS
2, vs. Chicago State (11/7/22)
FG
1, vs. Chicago State (11/7/22)
3PT FG
N/A
FREE THROWS MADE
N/A
REBOUNDS
1, vs. Chicago State (11/7/22)
ASSISTS
N/A
STEALS
N/A
MINUTES
2, vs. UIC (12/20/22)
BLOCKS
N/A

» TRACKING Season Career

10+ points	0	0
10+ rebounds	0	0
5+ assists	0	0
Double-doubles	0	0

				Field Goals		3-Point		F-Throws		Rebounds									Scoring	
SEASON	TEAM	GP-GS	MIN/AVG	FG-FGA	FG%	3FG-3FGA	3FG%	FT-FTA	FT%	OFF	DEF	TOT	AVG	PF-FO	A	TO	BLK	STL	PTS	AVG
2022-23	NU	3-0	4/1.5	1-1	1.000	0-0	.000	0-0	.000	1	0	1	0.3	0-0	0	0	0	0	2	0.7
TOTAL		3-0	4/1.5	1-1	1.000	0-0	.000	0-0	.000	1	0	1	0.3	0-0	0	0	0	0	2	0.7



53 ROY DIXON III SR. • G • 5-11 • ATLANTA, GA. / GREATER ATLANTA CHRISTIAN

» **NEWS & NOTES**

2022-23: Former walk-on, was placed on scholarship in August.
2021-22: Played in six games ... Recorded his first career block against Eastern Illinois (11/9) ... Tallied his first two assists against Fairleigh Dickinson (11/18) ... Scored his first collegiate points against NJIT (12/12) ... Saw action against Illinois Springfield (12/20), Nebraska (2/5) and Iowa (3/10).
2020-21: Made his collegiate debut in the season-opening win against Arkansas Pine-Bluff (12/2) ... Collected his first-career steal in a win over Quincy (12/15).
2019-20: Did not see action as a first-year walk-on.
PRIOR TO NORTHWESTERN: Two year All Region Team awardee ... Named to the Gwinnett County All Star Team ... Four year letter-winner at Greater Atlanta Christian ... Led the Spartans to a combined 50-10 record over his junior and senior years, including a State Championship in 2018 ... Averaged 14 points, 4 rebounds, 5.5 assists, and 3 steals ... Scored 31 points against Dawson County in a win ... Played for the Smyrna Stars club team ... Won the State Championship in long jump with a 23' 8.5" jump, breaking the school's record by over a foot.
PERSONAL: Dad, Roy, played basketball for Northwestern from 1982-86 and was team captain his senior year.

» **CAREER HIGHS**

POINTS
2, {2x}, vs. Chicago State (11/7/22)
FG
1, vs. NJIT (12/12/21)
3PT FG
N/A
FREE THROWS MADE
2, vs. Chicago State (11/7/22)
REBOUNDS
1, {3x}, last vs. UIC (12/20/22)
ASSISTS
2, vs. Fairleigh Dickinson (11/18/21)
STEALS
1, {3x}, last vs. DePaul (12/17/22)
MINUTES
4, {3x}, last vs. vs. UIC (12/20/22)
BLOCKS
1, vs. Eastern Illinois (11/9/21)

Opponent	Date	GS	MIN	Total		3-Pointers		Free throws		Rebounds				PF	A	TO	BLK	STL	PTS		AVG
				FG-FGA	PCT	3FG-3FGA	PCT	FT-FTA	PCT	OFF	DEF	TOT	AVG								
Chicago St.	11/07/2022		03:21	0-1	.000	0-1	.000	2-2	1.000	0	1	1	1.0	1	0	1	0	0	2	2	2.0
at Georgetown	11/15/2022		00:04	0-0	.000	0-0	.000	0-0	.000	0	0	0	0.5	0	0	0	0	0	0	0	1.0
Pittsburgh	11/28/2022		02:47	0-0	.000	0-0	.000	0-0	.000	0	0	0	0.3	0	0	1	0	0	0	0	0.7
at Michigan St.	12/04/2022		00:11	0-0	.000	0-0	.000	0-0	.000	0	0	0	0.3	0	0	0	0	0	0	0	0.5
DePaul	12/17/2022		03:04	0-0	.000	0-0	.000	0-0	.000	0	1	1	0.4	1	0	0	0	1	0	0	0.4
UIC	12/20/2022		04:06	0-1	.000	0-0	.000	0-0	.000	0	1	1	0.5	2	0	1	0	0	0	0	0.3
Illinois	01/04/2023		00:17	0-0	.000	0-0	.000	0-0	.000	0	0	0	0.4	0	0	0	0	0	0	0	0.3
Totals		0	13:50	0-2	.000	0-1	.000	2-2	1.000	0	3	3	0.4	4	0	3	0	1	2	0.3	

Player Averages

Games Played	Minutes/ game	Points/ game	FG Pct	3FG Pct	FT Pct	Rebounds/ game	Assists/ game	Turnovers/ game	Assist/Turnover ratio	Steals/ game	Blocks/ game
7	2.0	0.3	0.0	0.0	100.0	0.4	0.0	0.4	0.0	0.1	0.0

» **SEASON HIGHS**

POINTS
2, vs. Chicago State (11/7/22)
FG
N/A
3PT FG
N/A
FREE THROWS MADE
2, vs. Chicago State (11/7/22)
REBOUNDS
1, {3x}, last vs. UIC (12/20/22)
ASSISTS
N/A
STEALS
1, vs. DePaul (12/17/22)
MINUTES
3, vs. Chicago State (11/7/22)
BLOCKS
N/A

» **TRACKING** Season Career

10+ points	0	0
10+ rebounds	0	0
5+ assists	0	0
Double-doubles	0	0

				Field Goals		3-Point		F-Throws		Rebounds									Scoring	
SEASON	TEAM	GP-GS	MIN/AVG	FG-FGA	FG%	3FG-3FGA	3FG%	FT-FTA	FT%	OFF	DEF	TOT	AVG	PF-FO	A	TO	BLK	STL	PTS	AVG
2019-20	NU	1-0	0/0.2	0-0	.000	0-0	.000	0-0	.000	0	0	0	0.0	0-0	0	0	0	0	0	0.0
2020-21	NU	3-0	6/1.9	0-3	.000	0-0	.000	0-0	.000	0	1	1	0.3	0-0	0	2	0	1	0	0.0
2021-22	NU	6-0	12/2.1	1-2	.500	0-0	.000	0-0	.000	0	0	0	0.0	1-0	2	1	1	1	2	0.3
2022-23	NU	7-0	14/2.0	0-2	.000	0-1	.000	2-2	1.000	0	3	3	0.4	4-0	0	3	0	1	2	0.3
TOTAL		17-0	32/1.9	1-7	.143	0-1	.000	2-2	1.000	0	4	4	0.2	5-0	2	6	1	3	4	0.2

**54****GUS HURLBURT** FY • F • 6-9 • ENDERLIN, N.D / ENDERLIN HS**» NEWS & NOTES**

PRIOR TO NORTHWESTERN: As a senior at Enderlin HS averaged 16.8 points and 8.8 rebounds per game ... Over four-year high school career, scored 1,291 points ... Named second team all-state in 2022 ... Three-time all-regional selection in 2020, 2021 and 2022 ... Member of region championship teams in 2021 and 2022 ... Participated in the North Dakota Lion's All-Star Game ... Played club ball for D1 Minnesota.

PERSONAL: Brother, Joe, plays basketball at Colorado ... Only member of the entire Northwestern Class of 2026 from North Dakota ... At Enderlin HS, graduated with 26 people in his class.

» CAREER HIGHS**POINTS**

N/A

FG

N/A

3PT FG

N/A

FREE THROWS MADE

N/A

REBOUNDS

N/A

ASSISTS

N/A

STEALS

N/A

MINUTES

N/A

BLOCKS

N/A

» SEASON HIGHS**POINTS**

N/A

FG

N/A

3PT FG

N/A

FREE THROWS MADE

N/A

REBOUNDS

N/A

ASSISTS

N/A

STEALS

N/A

MINUTES

N/A

BLOCKS

N/A

» TRACKING Season Career

10+ points	0	0
10+ rebounds	0	0
5+ assists	0	0
Double-doubles	0	0

» ACTIVE CAREER LEADERS

POINTS

1. Boo Buie	1209
2. Chase Audige	1088
3. Robbie Beran654
4. Ty Berry	506
5. Tydus Verhoeven504

REBOUNDS

1. Tydus Verhoeven468
2. Robbie Beran403
3. Chase Audige369
4. Boo Buie243
5. Ty Berry188

ASSISTS

1. Boo Buie366
2. Chase Audige221
3. Tydus Verhoeven116
4. Robbie Beran76
5. Ty Berry74

BLOCKED SHOTS

1. Tydus Verhoeven146
2. Robbie Beran68
3. Chase Audige50
4. Matthew Nicholson27
5. Julian Roper18

STEALS

1. Chase Audige172
2. Boo Buie72
3. Tydus Verhoeven71
4. Ty Berry67
5. Robbie Beran45

3-POINT FIELD GOALS

1. Boo Buie164
2. Chase Audige144
3. Ty Berry105
4. Robbie Beran92
5. Julian Roper24

GAMES PLAYED

1. Tydus Verhoeven134
2. Robbie Beran103
3. Boo Buie98
4. Chase Audige96
5. Ty Berry70

GAMES STARTED

1. Tydus Verhoeven100
2. Chase Audige84
3. Robbie Beran83
4. Boo Buie77
5. Ty Berry33

» THIS AND THAT

LED TEAM IN SCORING (INCLUDES TIES)

	SEASON	CAREER (NU)
Boo Buie	5	24
Chase Audige	9	18
Robbie Beran	3	7
Ty Berry	1	4

20+ POINT GAMES

	SEASON	CAREER
Robbie Beran	2	2
Boo Buie	4	13
Chase Audige	4	11
Ty Berry	0	1
Tydus Verhoeven	0	1

10+ POINT GAMES

	SEASON	CAREER
Boo Buie	15	65
Chase Audige	14	54
Robbie Beran	7	22
Ty Berry	9	22
Tydus Verhoeven	0	15
Brooks Barnhizer	2	2
Matthew Nicholson	1	1
Julian Roper II	1	1

10+ REBOUND GAMES

	SEASON	CAREER
Robbie Beran	1	3
Matthew Nicholson	3	3
Tydus Verhoeven	0	2
Ty Berry	2	2

DOUBLE-DOUBLES

	SEASON	CAREER
Ty Berry	2	2
Tydus Verhoeven	0	2
Robbie Beran	1	2

» STARTING LINEUPS

2022-23 LINEUP COMBINATIONS (RECORD)

VS. CHICAGO STATE:
AUDIGE, BERAN, BERRY, BUJE, VERHOEVEN (1-0)

VS. NORTHERN ILLINOIS:
AUDIGE, BERAN, BERRY, BUJE, VERHOEVEN (2-0)

AT GEORGETOWN:
AUDIGE, BERAN, BERRY, BUJE, VERHOEVEN (3-0)

VS. PURDUE FORT WAYNE
AUDIGE, BERAN, BERRY, BUJE, VERHOEVEN (4-0)

VS. LIBERTY
AUDIGE, BERAN, BERRY, BUJE, VERHOEVEN (5-0)

VS. AUBURN
AUDIGE, BERAN, BERRY, BUJE, VERHOEVEN (5-1)

VS. PITT
AUDIGE, BERAN, BERRY, BUJE, VERHOEVEN (5-2)

AT MICHIGAN STATE:
AUDIGE, BERAN, BERRY, BUJE, VERHOEVEN (6-2)

VS. PRAIRIE VIEW A&M:
AUDIGE, BERAN, BERRY, BUJE, VERHOEVEN (7-2)

VS. DEPAUL:
AUDIGE, BERAN, BERRY, BUJE, NICHOLSON (1-0)

VS. UIC:
AUDIGE, BERAN, BERRY, BUJE, NICHOLSON (2-0)

VS. BROWN:
AUDIGE, BERAN, BERRY, BUJE, NICHOLSON (3-0)

VS. OHIO STATE:
AUDIGE, BERAN, BERRY, BUJE, NICHOLSON (3-1)

VS. ILLINOIS:
AUDIGE, BERAN, BERRY, BUJE, NICHOLSON (4-1)

AT INDIANA:
AUDIGE, BERAN, BERRY, BUJE, NICHOLSON (5-1)

VS. RUTGERS:
AUDIGE, BERAN, BERRY, BUJE, NICHOLSON (5-2)

AT MICHIGAN:
AUDIGE, BERAN, BERRY, BUJE, NICHOLSON (5-3)

THE LAST TIME IT HAPPENED

TEAM

Ranked in AP Top 25 #19, 12/28/20
Defeated a team ranked in AP Top 25 at #20 Michigan State; W, 70-63; 12/4/22
Defeated an AP Top 10 team at #10 Michigan State; W, 64-62; 1/15/22
Defeated an AP Top 10 team on the road at #10 Michigan State; W, 64-62; 1/15/22
Defeated an AP Top 5 team #4 Michigan State; W, 79-65; 12/20/20
Defeated the No. 1 team in AP poll Yet to happen
Faced the No. 1 team in AP poll at Michigan; L, 68-46; 1/30/13
Played an overtime game vs. Rutgers; W, 79-78; 2/1/22
Won an overtime game vs. Rutgers; W, 79-78; 2/1/22
Played two-overtime game vs. Maryland; L, 87-94 (2OT); 1/12/22
Played three-overtime game at Michigan State; W, 75-73; 2/23/80
Won on a buzzer-beater Michigan; W, 67-65; 3/1/17 (Dererk Pardon layup)
Won by 40+ points W, 90-50 vs. Illinois-Springfield; 12/20/21
Won by 50+ points W, 100-48 vs. Quincy; 12/15/20
Won by 60+ points W, 96-31 vs. Chicago State*; 12/11/17
Scored 100+ points W, 100-48 vs. Quincy; 12/15/20
Scored 55+ points in a half 61 vs. High Point (Second Half); 11/12/21
Shot 60% or better from the field614 (35-57) vs. High Point; 11/12/21
Shot 65% or better from the field674 (29-43) vs. Arkansas State; 12/3/07
Shot 95% or better from the free throw line958 (23-24) vs. Saint Peter's; 11/13/17
Shot 100% from the free throw line 13-13 vs. Georgia; 11/23/21
40+ free throw attempts 40 vs. Illinois; 1/4/23
50+ rebounds 50 vs. Maryland; 1/12/22
Held opponent to 20 rebounds or less 6 vs. Saint Peter's; 11/13/17
30+ assists 33 vs. Rutgers*; 2/27/16
10+ blocked shots 10 vs. Oklahoma; 12/21/18
15+ steals 16 vs. Eastern Illinois; 11/9/21
20+ steals 22 vs. Penn State*; 3/11/04
15+ 3-point field goals made 17 vs. Rutgers; 2/27/16
20+ 3-point field goals made 20 vs. Mississippi Valley State*; 12/2/11
5 or fewer turnovers 4, at Penn State; 2/25/22
Opponent committed 20+ turnovers 21 vs. UIC; 12/20/22
Opponent committed 30+ turnovers 32 vs. Savannah State; 12/1/07
Held opponent to 25% or worse shooting200 (8-40) vs. Chicago State; 12/11/17
Held opponent to 30% or worse shooting290 (18-61) vs. Prairie View A&M; 12/11/22
Held opponent to 30 points or less 30 vs. Oakland; 11/21/98
Held opponent to 40 points or less 31 vs. Chicago State; 12/11/17
Held opponent to 15 points or less in a half 8 vs. Chicago State (1st half)*; 12/11/17
Led by 40+ points at halftime 47 (55-8) vs. Chicago State; 12/11/17

INDIVIDUAL

20+ points Boo Buie, 22 at Michigan; 1/15/23
30+ points Boo Buie, 30 vs. Michigan State; 12/20/20
35+ points John Shurna, 37 vs. LSU; 11/7/11
40+ points Rich Falk, 49 vs. Iowa*; 2/24/64
20+ points in a half Pete Nance, 20 vs. High Point (2nd half); 11/12/21
25+ points in a half John Shurna, 25 at Northern Illinois (2nd half); 11/12/10
20+ points off the bench Ryan Young, 20 vs. High Point; 11/12/21
30+ points off the bench Jeff Grose, 32 vs. Rutgers*; 12/5/88
10+ rebounds Ty Berry, 11 at Indiana; 1/8/23
20+ rebounds Dererk Pardon, 22 vs. Nebraska; 1/26/17
10+ assists Bryant McIntosh, 16 vs. Minnesota*; 1/10/18
15+ assists Bryant McIntosh, 16 vs. Minnesota*; 1/10/18
5+ blocked shots Pete Nance, 5 at Nebraska; 3/1/20
10+ blocked shots Jim Pitts, 10 vs. Purdue*; 1/8/66
5+ steals Chase Audige, 5 at Michigan; 1/15/23
10+ steals Yet to happen
7+ 3-point field goals Boo Buie, 7 vs. Purdue Fort Wayne; 11/18/22
10+ free throws made Boo Buie, 11, vs. Illinois; 1/4/23
15+ free throws made Evan Eschmeyer, 17 vs. Minnesota*; 2/27/99
Five players score in double figures 5, vs. UIC; 12/20/22
Six players score in double figures 6, vs. Nebraska; 3/7/21
Two players with 20+ points Pete Nance (20) and Boo Buie (23) vs. Providence; 11/22/21
Three Players with 20+ points Ty Berry (23), Chase Audige (20) and Pete Nance (20) at Ohio State; 1/9/22
20+ points, 10+ rebounds Robbie Beran (20p, 12r) vs. Prairie View A&M; 12/11/22
20+ points, 10+ assists Bryant McIntosh (20p, 10a) vs. Iowa; 1/15/17
Double-double (points/rebounds) Ty Berry (13p, 11r) at Indiana; 1/8/23
Double-double (points/assists) Bryant McIntosh (11p, 16a) vs. Minnesota; 1/10/18
Two players with double-doubles Dererk Pardon (13p, 12r) & Bryant McIntosh (11p, 16a) vs. Minnesota; 1/10/18
Triple-double Evan Eschmeyer (27p, 12r, 10a) at Indiana; 1/13/99
Perfect from the field (min. 8 attempts) Ryan Young (8-8) vs. High Point; 11/12/21
Perfect at free throw line (min. 10 attempts) Chase Audige (10-10) vs. Brown; 12/29/22

*school record

2022-23 TEAM LEADERS

Points

##	Player	G	Pts	Pts/G
1	Audige, Chase	17	260	15.3
0	Buie, Boo	17	256	15.1
31	Beran, Robbie	17	165	9.7
3	Berry, Ty	17	164	9.6
34	Nicholson, Matthew	17	112	6.6
13	Barnhizer, Brooks	17	93	5.5
5	Roper II, Julian	13	57	4.4
10	Verhoeven, Tydus	17	38	2.2
33	Hunger, Luke	6	16	2.7
2	Martinelli, Nick	3	7	2.3
43	Smith, Blake	3	2	0.7
53	Dixon III, Roy	7	2	0.3

Scoring Average

##	Player	G	Pts	Pts/G
1	Audige, Chase	17	260	15.3
0	Buie, Boo	17	256	15.1
31	Beran, Robbie	17	165	9.7
3	Berry, Ty	17	164	9.6
34	Nicholson, Matthew	17	112	6.6
13	Barnhizer, Brooks	17	93	5.5
5	Roper II, Julian	13	57	4.4
33	Hunger, Luke	6	16	2.7
2	Martinelli, Nick	3	7	2.3
10	Verhoeven, Tydus	17	38	2.2
43	Smith, Blake	3	2	0.7
53	Dixon III, Roy	7	2	0.3

Field Goal Percentage

##	Player	FG	Att	Pct
43	Smith, Blake	1	1	1.000
34	Nicholson, Matthew	43	80	.538
10	Verhoeven, Tydus	17	37	.459
33	Hunger, Luke	6	14	.429
5	Roper II, Julian	20	49	.408
13	Barnhizer, Brooks	29	74	.392
1	Audige, Chase	85	223	.381
31	Beran, Robbie	50	132	.379
0	Buie, Boo	86	240	.358
3	Berry, Ty	52	147	.354
2	Martinelli, Nick	3	9	.333

Field Goal Attempts

##	Player	G	Att	Att/G
0	Buie, Boo	17	240	14.1
1	Audige, Chase	17	223	13.1
3	Berry, Ty	17	147	8.6
31	Beran, Robbie	17	132	7.8
34	Nicholson, Matthew	17	80	4.7

Field Goals Made

##	Player	G	Made	Made/G
0	Buie, Boo	17	86	5.1
1	Audige, Chase	17	85	5.0
3	Berry, Ty	17	52	3.1
31	Beran, Robbie	17	50	2.9
34	Nicholson, Matthew	17	43	2.5

3-Point FG Percentage

##	Player	3FG	Att	Pct
33	Hunger, Luke	1	2	.500
2	Martinelli, Nick	1	2	.500
5	Roper II, Julian	7	18	.389
1	Audige, Chase	38	107	.355
31	Beran, Robbie	22	63	.349
3	Berry, Ty	28	92	.304
0	Buie, Boo	30	109	.275
13	Barnhizer, Brooks	8	32	.250

3-Point FG Attempts

##	Player	G	Att	Att/G
0	Buie, Boo	17	109	6.4
1	Audige, Chase	17	107	6.3
3	Berry, Ty	17	92	5.4
31	Beran, Robbie	17	63	3.7
13	Barnhizer, Brooks	17	32	1.9

3-Point FG Made

##	Player	G	Made	Made/G
1	Audige, Chase	17	38	2.2
0	Buie, Boo	17	30	1.8
3	Berry, Ty	17	28	1.6
31	Beran, Robbie	17	22	1.3
13	Barnhizer, Brooks	17	8	0.5

2022-23 TEAM LEADERS (CONTINUED)

Free Throw Percentage

##	Player	Made	Att	Pct
53	Dixon III, Roy	2	2	1.000
0	Buie, Boo	54	61	.885
3	Berry, Ty	32	37	.865
1	Audige, Chase	52	61	.852
31	Beran, Robbie	43	52	.827
13	Barnhizer, Brooks	27	35	.771
33	Hunger, Luke	3	5	.600
34	Nicholson, Matthew	26	57	.456
5	Roper II, Julian	10	22	.455
10	Verhoeven, Tydus	4	10	.400

Rebounds

##	Player	G	Reb	Reb/G
34	Nicholson, Matthew	17	111	6.5
31	Beran, Robbie	17	102	6.0
3	Berry, Ty	17	85	5.0
13	Barnhizer, Brooks	17	71	4.2
0	Buie, Boo	17	55	3.2

Rebounds Average

##	Player	G	Reb	Reb/G
34	Nicholson, Matthew	17	111	6.5
31	Beran, Robbie	17	102	6.0
3	Berry, Ty	17	85	5.0
13	Barnhizer, Brooks	17	71	4.2
5	Roper II, Julian	13	51	3.9

Offensive Rebounds

##	Player	G	OReb	OReb/G
34	Nicholson, Matthew	17	45	2.6
31	Beran, Robbie	17	31	1.8
13	Barnhizer, Brooks	17	19	1.1
10	Verhoeven, Tydus	17	16	0.9
3	Berry, Ty	17	15	0.9

Defensive Rebounds

##	Player	G	DReb	DReb/G
31	Beran, Robbie	17	71	4.2
3	Berry, Ty	17	70	4.1
34	Nicholson, Matthew	17	66	3.9
13	Barnhizer, Brooks	17	52	3.1
0	Buie, Boo	17	50	2.9

Free Throw Attempts

##	Player	G	Att	Att/G
1	Audige, Chase	17	61	3.6
0	Buie, Boo	17	61	3.6
34	Nicholson, Matthew	17	57	3.4
31	Beran, Robbie	17	52	3.1
3	Berry, Ty	17	37	2.2

Free Throws Made

##	Player	G	Made	Made/G
0	Buie, Boo	17	54	3.2
1	Audige, Chase	17	52	3.1
31	Beran, Robbie	17	43	2.5
3	Berry, Ty	17	32	1.9
13	Barnhizer, Brooks	17	27	1.6

Assists

##	Player	G	Ast	Ast/G
0	Buie, Boo	17	73	4.3
1	Audige, Chase	17	56	3.3
3	Berry, Ty	17	21	1.2
34	Nicholson, Matthew	17	21	1.2
13	Barnhizer, Brooks	17	19	1.1

Steals

##	Player	G	Stl	Stl/G
1	Audige, Chase	17	49	2.9
3	Berry, Ty	17	28	1.6
0	Buie, Boo	17	16	0.9
13	Barnhizer, Brooks	17	16	0.9
31	Beran, Robbie	17	12	0.7

Blocked Shots

##	Player	G	Blk	Blk/G
34	Nicholson, Matthew	17	23	1.4
31	Beran, Robbie	17	18	1.1
1	Audige, Chase	17	15	0.9
13	Barnhizer, Brooks	17	7	0.4
10	Verhoeven, Tydus	17	7	0.4

Minutes

##	Player	G	Min	Min/G
0	Buie, Boo	17	569	33:28
1	Audige, Chase	17	554	32:34
31	Beran, Robbie	17	509	29:57
3	Berry, Ty	17	460	27:02
34	Nicholson, Matthew	17	354	20:49

INDIVIDUAL GAME HIGHS

Northwestern - Individual Game Highs

POINTS	28		Chase Audige vs DePaul (12/17/2022)
	28		Boo Buie vs Purdue Fort Wayne (11/18/2022)
	26		Boo Buie at Indiana (01/08/2023)
	24		Chase Audige vs Brown (12/29/2022)
	22		Boo Buie at Michigan (01/15/2023)
FIELD GOALS MADE	11		Chase Audige vs DePaul (12/17/2022)
	10		Boo Buie at Indiana (01/08/2023)
FIELD GOAL ATTEMPTS	19		Chase Audige vs DePaul (12/17/2022)
	18		Boo Buie at Michigan (01/15/2023)
	18		Boo Buie at Indiana (01/08/2023)
	18		Boo Buie vs Brown (12/29/2022)
	18		Boo Buie vs Purdue Fort Wayne (11/18/2022)
FIELD GOAL PERCENTAGE (min 5 made)	1.000	(5-5)	Matthew Nicholson at Michigan (01/15/2023)
	.750	(6-8)	Brooks Barnhizer vs UIC (12/20/2022)
3 PT FG MADE	7		Boo Buie vs Purdue Fort Wayne (11/18/2022)
	6		Chase Audige vs DePaul (12/17/2022)
3 PT FG ATTEMPTS	13		Boo Buie vs Purdue Fort Wayne (11/18/2022)
	12		Boo Buie vs DePaul (12/17/2022)
3 PT FG PERCENTAGE (min 2 made)	.667	(2-3)	Julian Roper II vs Rutgers (01/11/2023)
	.667	(2-3)	Ty Berry vs Illinois (01/04/2023)
	.667	(2-3)	Julian Roper II vs Ohio St. (01/01/2023)
	.667	(2-3)	Robbie Beran vs Pittsburgh (11/28/2022)
	.667	(2-3)	Ty Berry vs Liberty (N) (11/22/2022)
	.667	(2-3)	Robbie Beran vs Chicago St. (11/07/2022)
FREE THROWS MADE	11		Boo Buie vs Illinois (01/04/2023)
	10		Chase Audige vs Brown (12/29/2022)
	10		Robbie Beran vs Chicago St. (11/07/2022)
FREE THROW ATTEMPTS	12		Boo Buie vs Illinois (01/04/2023)
	11		Robbie Beran vs Chicago St. (11/07/2022)
FREE THROW PERCENTAGE (min 3 made)	1.000	(10-10)	Chase Audige vs Brown (12/29/2022)
	1.000	(7-7)	Boo Buie at Michigan St. (12/04/2022)
	1.000	(7-7)	Ty Berry vs Liberty (N) (11/22/2022)
	1.000	(7-7)	Chase Audige vs Chicago St. (11/07/2022)
	1.000	(4-4)	Boo Buie vs Rutgers (01/11/2023)
	1.000	(4-4)	Robbie Beran vs Ohio St. (01/01/2023)
	1.000	(4-4)	Brooks Barnhizer vs UIC (12/20/2022)
	1.000	(4-4)	Robbie Beran vs Prairie View (12/11/2022)
	1.000	(4-4)	Ty Berry vs Auburn (N) (11/23/2022)
	1.000	(4-4)	Brooks Barnhizer vs Auburn (N) (11/23/2022)
	1.000	(3-3)	Ty Berry at Michigan (01/15/2023)
	1.000	(3-3)	Ty Berry vs Brown (12/29/2022)
	1.000	(3-3)	Julian Roper II vs UIC (12/20/2022)
	1.000	(3-3)	Boo Buie vs DePaul (12/17/2022)
REBOUNDS	13		Matthew Nicholson vs Ohio St. (01/01/2023)
	12		Robbie Beran vs Prairie View (12/11/2022)
ASSISTS	9		Chase Audige vs Chicago St. (11/07/2022)
	8		Chase Audige at Indiana (01/08/2023)
STEALS	6		Chase Audige at Indiana (01/08/2023)
	5		Chase Audige at Michigan (01/15/2023)
	5		Chase Audige vs DePaul (12/17/2022)

2022-23 NORTHWESTERN GAME HIGHS

Northwestern - Game Highs

POINTS	92 85 84 83 78	UIC (12/20/2022) Chicago St. (11/07/2022) at Indiana (01/08/2023) DePaul (12/17/2022) at Michigan (01/15/2023)
FIELD GOALS MADE	36 29 29	UIC (12/20/2022) at Indiana (01/08/2023) DePaul (12/17/2022)
FIELD GOAL ATTEMPTS	70 67 67 67	UIC (12/20/2022) Ohio St. (01/01/2023) DePaul (12/17/2022) at Georgetown (11/15/2022)
FIELD GOAL PERCENTAGE	.514 (36-70) .460 (29-63)	UIC (12/20/2022) at Indiana (01/08/2023)
3 PT FG MADE	14 13	at Georgetown (11/15/2022) DePaul (12/17/2022)
3 PT FG ATTEMPTS	33 33	DePaul (12/17/2022) at Georgetown (11/15/2022)
3 PT FG PERCENTAGE	.476 (10-21) .424 (14-33)	Chicago St. (11/07/2022) at Georgetown (11/15/2022)
FREE THROWS MADE	32 27	Illinois (01/04/2023) Chicago St. (11/07/2022)
FREE THROW ATTEMPTS	40 32	Illinois (01/04/2023) Chicago St. (11/07/2022)
FREE THROW PERCENTAGE	.905 (19-21) .875 (21-24)	Brown (12/29/2022) at Michigan St. (12/04/2022)
REBOUNDS	48 48	at Georgetown (11/15/2022) Chicago St. (11/07/2022)
ASSISTS	20 20	UIC (12/20/2022) Chicago St. (11/07/2022)
STEALS	14 14	at Indiana (01/08/2023) DePaul (12/17/2022)
BLOCKED SHOTS	8 8 8	Prairie View (12/11/2022) vs Auburn (N) (11/23/2022) NIU (11/11/2022)
TURNOVERS	17 15	Purdue Fort Wayne (11/18/2022) at Georgetown (11/15/2022)
FOULS	20 19 19 19	UIC (12/20/2022) at Michigan (01/15/2023) at Indiana (01/08/2023) Pittsburgh (11/28/2022)

2022-23 NORTHWESTERN GAME LOWS

Northwestern - Game Lows

POINTS	42		vs Auburn (N) (11/23/2022)
	57		Ohio St. (01/01/2023)
	58		Pittsburgh (11/28/2022)
	60		Purdue Fort Wayne (11/18/2022)
	61		Prairie View (12/11/2022)
FIELD GOALS MADE	14		vs Auburn (N) (11/23/2022)
	17		Illinois (01/04/2023)
FIELD GOAL ATTEMPTS	49		at Michigan St. (12/04/2022)
	51		Rutgers (01/11/2023)
	51		vs Liberty (N) (11/22/2022)
FIELD GOAL PERCENTAGE	.250	(14-56)	vs Auburn (N) (11/23/2022)
	.284	(19-67)	Ohio St. (01/01/2023)
3 PT FG MADE	2		vs Auburn (N) (11/23/2022)
	4		Brown (12/29/2022)
3 PT FG ATTEMPTS	17		vs Liberty (N) (11/22/2022)
	18		Illinois (01/04/2023)
3 PT FG PERCENTAGE	.083	(2-24)	vs Auburn (N) (11/23/2022)
	.190	(4-21)	Brown (12/29/2022)
FREE THROWS MADE	5		Purdue Fort Wayne (11/18/2022)
	6		Pittsburgh (11/28/2022)
FREE THROW ATTEMPTS	7		Purdue Fort Wayne (11/18/2022)
	12		at Georgetown (11/15/2022)
FREE THROW PERCENTAGE	.462	(6-13)	Pittsburgh (11/28/2022)
	.556	(10-18)	Rutgers (01/11/2023)
REBOUNDS	29		at Michigan (01/15/2023)
	29		Rutgers (01/11/2023)
ASSISTS	4		vs Auburn (N) (11/23/2022)
	8		at Michigan St. (12/04/2022)
STEALS	4		Rutgers (01/11/2023)
	4		Prairie View (12/11/2022)
BLOCKED SHOTS	1		at Michigan (01/15/2023)
	2		UIC (12/20/2022)
TURNOVERS	7		at Indiana (01/08/2023)
	7		Ohio St. (01/01/2023)
FOULS	11		Purdue Fort Wayne (11/18/2022)
	12		Rutgers (01/11/2023)
	12		NIU (11/11/2022)

2022-23 OPPONENT GAME HIGHS

Opponent - Game Highs

POINTS	87		Pittsburgh (11/28/2022)
	85		at Michigan (01/15/2023)
	83		at Indiana (01/08/2023)
	73		Ohio St. (01/01/2023)
	65		Rutgers (01/11/2023)
FIELD GOALS MADE	32		at Indiana (01/08/2023)
	29		at Michigan (01/15/2023)
FIELD GOAL ATTEMPTS	63		Chicago St. (11/07/2022)
	62		at Indiana (01/08/2023)
	62		Prairie View (12/11/2022)
FIELD GOAL PERCENTAGE	.518	(29-56)	at Michigan (01/15/2023)
	.516	(32-62)	at Indiana (01/08/2023)
3 PT FG MADE	14		Pittsburgh (11/28/2022)
	11		Rutgers (01/11/2023)
3 PT FG ATTEMPTS	35		Purdue Fort Wayne (11/18/2022)
	34		Chicago St. (11/07/2022)
3 PT FG PERCENTAGE	.636	(14-22)	Pittsburgh (11/28/2022)
	.611	(11-18)	Rutgers (01/11/2023)
FREE THROWS MADE	21		Pittsburgh (11/28/2022)
	17		at Michigan (01/15/2023)
FREE THROW ATTEMPTS	27		Pittsburgh (11/28/2022)
	24		at Michigan (01/15/2023)
FREE THROW PERCENTAGE	1.000	(9-9)	vs Liberty (N) (11/22/2022)
	.800	(8-10)	Rutgers (01/11/2023)
	.800	(8-10)	at Georgetown (11/15/2022)
REBOUNDS	47		Prairie View (12/11/2022)
	46		Ohio St. (01/01/2023)
ASSISTS	22		Pittsburgh (11/28/2022)
	18		at Michigan (01/15/2023)
STEALS	9		Purdue Fort Wayne (11/18/2022)
	9		at Georgetown (11/15/2022)
BLOCKED SHOTS	8		at Georgetown (11/15/2022)
	7		Ohio St. (01/01/2023)
TURNOVERS	22		DePaul (12/17/2022)
	21		UIC (12/20/2022)
FOULS	29		Illinois (01/04/2023)
	28		Chicago St. (11/07/2022)

2022-23 OPPONENT GAME LOWS

Opponent - Game Lows

POINTS	43		vs Auburn (N) (11/23/2022)
	45		DePaul (12/17/2022)
	46		NIU (11/11/2022)
	51		Prairie View (12/11/2022)
	52		vs Liberty (N) (11/22/2022)
	52		Purdue Fort Wayne (11/18/2022)
FIELD GOALS MADE	13		vs Auburn (N) (11/23/2022)
	16		DePaul (12/17/2022)
	16		Chicago St. (11/07/2022)
FIELD GOAL ATTEMPTS	44		UIC (12/20/2022)
	45		Brown (12/29/2022)
FIELD GOAL PERCENTAGE	.254	(16-63)	Chicago St. (11/07/2022)
	.260	(13-50)	vs Auburn (N) (11/23/2022)
3 PT FG MADE	3		NIU (11/11/2022)
	5		vs Auburn (N) (11/23/2022)
3 PT FG ATTEMPTS	14		NIU (11/11/2022)
	15		Ohio St. (01/01/2023)
3 PT FG PERCENTAGE	.214	(3-14)	NIU (11/11/2022)
	.229	(8-35)	Purdue Fort Wayne (11/18/2022)
FREE THROWS MADE	6		Illinois (01/04/2023)
	7		DePaul (12/17/2022)
	7		Prairie View (12/11/2022)
FREE THROW ATTEMPTS	9		DePaul (12/17/2022)
	9		vs Liberty (N) (11/22/2022)
FREE THROW PERCENTAGE	.467	(7-15)	Prairie View (12/11/2022)
	.500	(11-22)	Brown (12/29/2022)
REBOUNDS	23		UIC (12/20/2022)
	29		vs Liberty (N) (11/22/2022)
ASSISTS	5		NIU (11/11/2022)
	7		vs Auburn (N) (11/23/2022)
STEALS	2		at Indiana (01/08/2023)
	2		Illinois (01/04/2023)
	2		UIC (12/20/2022)
	2		NIU (11/11/2022)
BLOCKED SHOTS	0		vs Liberty (N) (11/22/2022)
	1		Pittsburgh (11/28/2022)
TURNOVERS	10		Pittsburgh (11/28/2022)
	11		Rutgers (01/11/2023)
FOULS	13		Ohio St. (01/01/2023)
	13		Purdue Fort Wayne (11/18/2022)

2022-23 NORTHWESTERN GAME-BY-GAME STATS

			Total		3-Pointers		Free throws		Rebounds											
Opponent	Date	Score		FG-FGA	PCT	3FG-3FGA	PCT	FT-FTA	PCT	OFF	DEF	TOT	AVG	PF	A	TO	BLK	STL	PTS	AVG
Chicago St.	11/07/2022	85-54	W	24-56	.429	10-21	.476	27-32	.844	13	35	48	48.0	18	20	14	4	8	85	85.0
NIU	11/11/2022	63-46	W	24-58	.414	5-22	.227	10-17	.588	12	28	40	44.0	12	16	8	8	9	63	74.0
at Georgetown	11/15/2022	75-63	W	27-67	.403	14-33	.424	7-12	.583	20	28	48	45.3	16	18	15	4	6	75	74.3
Purdue Fort Wayne	11/18/2022	60-52	W	23-56	.411	9-27	.333	5-7	.714	5	32	37	43.3	11	15	17	5	10	60	70.8
vs Liberty	11/22/2022	66-52	W	22-51	.431	6-17	.353	16-21	.762	9	24	33	41.2	14	11	13	4	13	66	69.8
vs Auburn	11/23/2022	42-43	L	14-56	.250	2-24	.083	12-16	.750	9	27	36	40.3	16	4	8	8	8	42	65.2
Pittsburgh	11/28/2022	58-87	L	21-61	.344	10-32	.313	6-13	.462	13	17	30	38.9	19	15	11	3	5	58	64.1
at Michigan St.	12/04/2022	70-63	W	21-49	.429	7-23	.304	21-24	.875	6	25	31	37.9	15	8	12	5	10	70	64.9
Prairie View	12/11/2022	61-51	W	18-61	.295	8-29	.276	17-23	.739	14	31	45	38.7	16	15	9	8	4	61	64.4
DePaul	12/17/2022	83-45	W	29-67	.433	13-33	.394	12-14	.857	11	32	43	39.1	13	15	12	5	14	83	66.3
UIC	12/20/2022	92-54	W	36-70	.514	8-27	.296	12-15	.800	16	28	44	39.5	20	20	9	2	7	92	68.6
Brown	12/29/2022	63-58	W	20-58	.345	4-21	.190	19-21	.905	14	24	38	39.4	18	11	14	4	9	63	68.2
Ohio St.	01/01/2023	57-73	L	19-67	.284	9-31	.290	10-17	.588	14	23	37	39.2	16	11	7	5	5	57	67.3
Illinois	01/04/2023	73-60	W	17-53	.321	7-18	.389	32-40	.800	9	26	35	38.9	17	11	8	3	11	73	67.7
at Indiana	01/08/2023	84-83	W	29-63	.460	7-19	.368	19-28	.679	9	23	32	38.5	19	15	7	5	14	84	68.8
Rutgers	01/11/2023	62-65	L	21-51	.412	10-27	.370	10-18	.556	10	19	29	37.9	12	14	9	6	4	62	68.4
at Michigan	01/15/2023	78-85	L	27-64	.422	6-23	.261	18-24	.750	9	20	29	37.4	19	13	8	1	11	78	68.9
Total		1172		392-1008	.389	135-427	.316	253-342	.740	193	442	635	37.4	271	232	181	80	148	1172	68.9
Opponents		1034		357-924	.386	138-396	.348	182-262	.695	163	454	617	36.3	310	219	264	72	85	1034	60.8

Northwestern Averages

Games Played	Points/game	FG Pct	3FG Pct	FT Pct	Rebounds/game	Assists/game	Turnovers/game	Assist/Turnover ratio	Steals/game	Blocks/game
17	68.9	38.9	31.6	74.0	37.4	13.6	10.6	1.3	8.7	4.7

2022-23 OPPONENT GAME-BY-GAME STATS

				Total		3-Pointers		Free throws		Rebounds											
Opponent	Date	Score		FG-FGA	PCT	3FG-3FGA	PCT	FT-FTA	PCT	OFF	DEF	TOT	AVG	PF	A	TO	BLK	STL	PTS	AVG	
Chicago St.	11/07/2022	85-54	W	16-63	.254	9-34	.265	13-18	.722	14	22	36	36.0	28	9	12	5	6	54	54.0	
NIU	11/11/2022	63-46	W	17-51	.333	3-14	.214	9-14	.643	9	27	36	36.0	15	5	17	3	2	46	50.0	
at Georgetown	11/15/2022	75-63	W	24-57	.421	7-22	.318	8-10	.800	7	24	31	34.3	16	11	13	8	9	63	54.3	
Purdue Fort Wayne	11/18/2022	60-52	W	18-55	.327	8-35	.229	8-11	.727	7	30	37	35.0	13	13	19	3	9	52	53.8	
vs Liberty	11/22/2022	66-52	W	17-50	.340	9-30	.300	9-9	1.000	7	22	29	33.8	19	12	18	0	5	52	53.4	
vs Auburn	11/23/2022	42-43	L	13-50	.260	5-21	.238	12-18	.667	13	31	44	35.5	18	7	14	6	4	43	51.7	
Pittsburgh	11/28/2022	58-87	L	26-54	.481	14-22	.636	21-27	.778	13	28	41	36.3	16	22	10	1	5	87	56.7	
at Michigan St.	12/04/2022	70-63	W	23-55	.418	8-22	.364	9-12	.750	8	22	30	35.5	17	16	13	4	7	63	57.5	
Prairie View	12/11/2022	61-51	W	18-62	.290	8-28	.286	7-15	.467	18	29	47	36.8	23	10	16	2	4	51	56.8	
DePaul	12/17/2022	83-45	W	16-52	.308	6-21	.286	7-9	.778	5	28	33	36.4	14	9	22	3	6	45	55.6	
UIC	12/20/2022	92-54	W	17-44	.386	8-24	.333	12-19	.632	4	19	23	35.2	17	12	21	6	2	54	55.5	
Brown	12/29/2022	63-58	W	19-45	.422	9-22	.409	11-22	.500	6	25	31	34.8	19	17	17	4	4	58	55.7	
Ohio St.	01/01/2023	57-73	L	26-56	.464	6-15	.400	15-20	.750	10	36	46	35.7	13	15	12	7	5	73	57.0	
Illinois	01/04/2023	73-60	W	23-58	.397	8-28	.286	6-10	.600	9	29	38	35.9	29	13	15	6	2	60	57.2	
at Indiana	01/08/2023	84-83	W	32-62	.516	9-18	.500	10-14	.714	11	29	40	36.1	21	14	16	5	2	83	58.9	
Rutgers	01/11/2023	62-65	L	23-54	.426	11-18	.611	8-10	.800	11	23	34	36.0	15	16	11	5	8	65	59.3	
at Michigan	01/15/2023	78-85	L	29-56	.518	10-22	.455	17-24	.708	11	30	41	36.3	17	18	18	4	5	85	60.8	
Total		1034		357-924	.386	138-396	.348	182-262	.695	163	454	617	36.3	310	219	264	72	85	1034	60.8	
Northwestern		1172		392-1008	.389	135-427	.316	253-342	.740	193	442	635	37.4	271	232	181	80	148	1172	68.9	

Opponents Averages

Games Played	Points/game	FG Pct	3FG Pct	FT Pct	Rebounds/game	Assists/game	Turnovers/game	Assist/Turnover ratio	Steals/game	Blocks/game
17	60.8	38.6	34.8	69.5	36.3	12.9	15.5	0.8	5.0	4.2

2022-23 SEASON STATS

Game Records

Record	Overall	Home	Away	Neutral
ALL GAMES	12-5	8-3	3-1	1-1
CONFERENCE	3-3	1-2	2-1	0-0
NON-CONFERENCE	9-2	7-1	1-0	1-1

Score by Periods

Team	1st	2nd	OT	TOT
Northwestern	537	635	0	1172
Opponents	498	536	0	1034

Team Box Score

Team Box Score																						
No.	Player				Total		3-Point		F-Throw		Rebounds											
		GP-GS	MIN	AVG	FG-FGA	FG%	3FG-3FGA	3FG%	FT-FTA	FT%	OFF	DEF	TOT	AVG	PF	DQ	A	TO	BLK	STL	PTS	AVG
1	AUDIGE, Chase	17-17	553:36	32.6	85-223	.381	38-107	.355	52-61	.852	13	41	54	3.2	42	1	56	41	15	49	260	15.3
0	BUIE, Boo	17-17	568:60	33.5	86-240	.358	30-109	.275	54-61	.885	5	50	55	3.2	33	0	73	47	2	16	256	15.1
31	BERAN, Robbie	17-17	509:03	29.9	50-132	.379	22-63	.349	43-52	.827	31	71	102	6.0	38	0	11	13	18	12	165	9.7
3	BERRY, Ty	17-17	459:36	27.0	52-147	.354	28-92	.304	32-37	.865	15	70	85	5.0	27	1	21	13	4	28	164	9.6
34	NICHOLSON, Matthew	17-8	353:46	20.8	43-80	.538	0-0	.000	26-57	.456	45	66	111	6.5	32	0	21	16	23	11	112	6.6
13	BARNHIZER, Brooks	17-0	329:24	19.4	29-74	.392	8-32	.250	27-35	.771	19	52	71	4.2	21	0	19	16	7	16	93	5.5
5	ROPER II, Julian	13-0	291:25	22.4	20-49	.408	7-18	.389	10-22	.455	9	42	51	3.9	28	0	16	11	4	10	57	4.4
33	HUNGER, Luke	6-0	36:43	6.1	6-14	.429	1-2	.500	3-5	.600	8	0	8	1.3	4	0	1	1	0	0	16	2.7
2	MARTINELLI, Nick	3-0	20:53	7.0	3-9	.333	1-2	.500	0-0	.000	3	1	4	1.3	2	0	2	0	0	1	7	2.3
10	VERHOEVEN, Tydus	17-9	258:17	15.2	17-37	.459	0-1	.000	4-10	.400	16	28	44	2.6	40	1	12	8	7	4	38	2.2
43	SMITH, Blake	3-0	04:26	1.5	1-1	1.000	0-0	.000	0-0	.000	1	0	1	0.3	0	0	0	0	0	0	2	0.7
53	DIXON III, Roy	7-0	13:50	2.0	0-2	.000	0-1	.000	2-2	1.000	0	3	3	0.4	4	0	0	3	0	1	2	0.3
Team											28	18	46					12				
Total		17	3400		392-1008	.389	135-427	.316	253-342	.740	193	442	635	37.4	271	3	232	181	80	148	1172	68.9
Opponents		17	3400		357-924	.386	138-396	.348	182-262	.695	163	454	617	36.3	310	5	219	264	72	85	1034	60.8

Team Statistics

	NU	OPP
Scoring	1172	1034
Points per game	68.9	60.8
Scoring margin	+8.1	-
Field goals-att	392-1008	357-924
Field goal pct	.389	.386
3 point fg-att	135-427	138-396
3-point FG pct	.316	.348
3-pt FG made per game	7.9	8.1
Free throws-att	253-342	182-262
Free throw pct	.740	.695
F-Throws made per game	14.9	10.7
Rebounds	635	617
Rebounds per game	37.4	36.3
Rebounding margin	+1.1	-
Assists	232	219
Assists per game	13.6	12.9
Turnovers	181	264
Turnovers per game	10.6	15.5
Turnover margin	+4.9	-
Assist/turnover ratio	1.3	0.8
Steals	148	85
Steals per game	8.7	5.0
Blocks	80	72
Blocks per game	4.7	4.2
Winning streak	0	-
Home win streak	0	-
Attendance	43351	49083
Home games-Avg/Game	11-3941	4-12271
Neutral site-Avg/Game	-	2-739

Team Results

Date	Opponent		Score	Att.
11/07/2022	Chicago St.	W	85-54	2676
11/11/2022	NIU	W	63-46	3077
11/15/2022	at Georgetown	W	75-63	5518
11/18/2022	Purdue Fort Wayne	W	60-52	2931
11/22/2022	vs Liberty	W	66-52	321
11/23/2022	vs Auburn	L	42-43	1156
11/28/2022	Pittsburgh	L	58-87	2606
12/04/2022	at Michigan St.	W	70-63	14797
12/11/2022	Prairie View	W	61-51	3861
12/17/2022	DePaul	W	83-45	4081
12/20/2022	UIC	W	92-54	3704
12/29/2022	Brown	W	63-58	3730
01/01/2023	Ohio St.	L	57-73	4372
01/04/2023	Illinois	W	73-60	7039
01/08/2023	at Indiana	W	84-83	16759
01/11/2023	Rutgers	L	62-65	5274
01/15/2023	at Michigan	L	78-85	12009

2022-23 BIG TEN STATS

Game Records

Record	Overall	Home	Away	Neutral
ALL GAMES	3-3	1-2	2-1	0-0
CONFERENCE	3-3	1-2	2-1	0-0
NON-CONFERENCE	0-0	0-0	0-0	0-0

Score by Periods

Team	1st	2nd	OT	TOT
Northwestern	190	234	0	424
Opponents	199	230	0	429

Team Box Score

No.	Player				Total		3-Point		F-Throw		Rebounds												
		GP-GS	MIN	AVG	FG-FGA	FG%	3FG-3FGA	3FG%	FT-FTA	FT%	OFF	DEF	TOT	AVG	PF	DQ	A	TO	BLK	STL	PTS	AVG	
0	BUIE, Boo	6-6	210:03	35.0	33-91	.363	7-35	.200	33-37	.892	0	16	16	2.7	13	0	24	18	0	4	106	17.7	
1	AUDIGE, Chase	6-6	198:45	33.1	28-83	.337	14-41	.341	21-26	.808	4	11	15	2.5	13	0	17	8	4	22	91	15.2	
3	BERRY, Ty	6-6	146:09	24.4	20-48	.417	11-29	.379	13-16	.813	5	17	22	3.7	8	1	3	6	0	8	64	10.7	
31	BERAN, Robbie	6-6	171:36	28.6	14-40	.350	6-17	.353	19-22	.864	10	23	33	5.5	13	0	5	4	7	6	53	8.8	
34	NICHOLSON, Matthew	6-5	145:21	24.2	15-32	.469	0-0	.000	8-23	.348	21	19	40	6.7	14	0	6	4	7	5	38	6.3	
13	BARNHIZER, Brooks	6-0	99:50	16.6	9-20	.450	3-7	.429	11-14	.786	4	21	25	4.2	10	0	7	5	2	5	32	5.3	
5	ROPER II, Julian	6-0	149:43	25.0	10-25	.400	5-12	.417	4-11	.364	5	19	24	4.0	14	0	7	2	4	5	29	4.8	
10	VERHOEVEN, Tydus	6-1	77:15	12.9	5-8	.625	0-0	.000	1-2	.500	3	5	8	1.3	13	0	3	2	1	0	11	1.8	
33	HUNGER, Luke	1-0	00:50	0.8	0-0	.000	0-0	.000	0-0	.000	0	0	0	0.0	0	0	0	0	0	0	0	0.0	
53	DIXON III, Roy	2-0	00:28	0.2	0-0	.000	0-0	.000	0-0	.000	0	0	0	0.0	0	0	0	0	0	0	0	0.0	
Team											5	5	10				2						
Total		6	1200		134-347	.386	46-141	.326	110-151	.728	57	136	193	32.2	98	1	72	51	25	55	424	70.7	
Opponents		6	1200		156-341	.457	52-123	.423	65-90	.722	60	169	229	38.2	112	3	92	85	31	29	429	71.5	

Team Statistics

	NU	OPP
Scoring	424	429
Points per game	70.7	71.5
Scoring margin	-0.8	-
Field goals-att	134-347	156-341
Field goal pct	.386	.457
3 point fg-att	46-141	52-123
3-point FG pct	.326	.423
3-pt FG made per game	7.7	8.7
Free throws-att	110-151	65-90
Free throw pct	.728	.722
F-Throws made per game	18.3	10.8
Rebounds	193	229
Rebounds per game	32.2	38.2
Rebounding margin	-6.0	-
Assists	72	92
Assists per game	12.0	15.3
Turnovers	51	85
Turnovers per game	8.5	14.2
Turnover margin	+5.7	-
Assist/turnover ratio	1.4	1.1
Steals	55	29
Steals per game	9.2	4.8
Blocks	25	31
Blocks per game	4.2	5.2
Winning streak	0	-
Home win streak	0	-
Attendance	16685	43565
Home games-Avg/Game	3-5562	3-14522
Neutral site-Avg/Game	-	0-0

Team Results

Date	Opponent		Score	Att.
12/04/2022	at Michigan St.	W	70-63	14797
01/01/2023	Ohio St.	L	57-73	4372
01/04/2023	Illinois	W	73-60	7039
01/08/2023	at Indiana	W	84-83	16759
01/11/2023	Rutgers	L	62-65	5274
01/15/2023	at Michigan	L	78-85	12009