



WISCONSIN BASKETBALL

24 NCAA TOURNAMENT APPEARANCES ■ 4 FINAL FOURS ■ 20 BIG TEN CHAMPIONSHIPS ■ 21 CONSENSUS ALL-AMERICANS

(2) WISCONSIN BADGERS

RECORD: 24-6, 15-5 BIG TEN



Rankings (AP/Coaches): 12/12

Head Coach: Greg Gard

Record at Wisconsin: 143-76 (7th Season)

Overall Record: 143-76 (7th Season)

VS (7) MICHIGAN STATE OR (10) MARYLAND

20-11, 11-9 B1G

15-16, 7-13 B1G



UW IN BIG TEN TOURNAMENT

Overall Record: 26-20 (.565)

Championships: 3 (2004, 2008, 2015)

Top 2 Seed: 10th time

FRIDAY, MARCH 11 ■ 5:30 P.M. (CT) ■ INDIANAPOLIS, IND. ■ GAINBRIDGE FIELDHOUSE ■ BTN

BIG TEN CO-CHAMPS BEGIN POSTSEASON AT BIG TEN TOURNEY

- Big Ten co-champion Wisconsin heads to the 2022 Big Ten Tournament as the No. 2 seed and will face the winner of (7) Michigan State vs. (10) Maryland on Friday, March 11 at 5:30 p.m. (CT) in Indianapolis.
- The Badgers are seeking their 4th Big Ten tournament championship, having won the league tourney in 2004, 2008 and most recently 2015.

FAST BREAK FACTS

- Wisconsin clinched a share of the Big Ten title, marking UW's 2nd league championship in 3 seasons and the 20th title in school history.
- With 2 Big Ten championships during his tenure, **Greg Gard** joins Tom Izzo (10) and Matt Painter (2) as the only active coaches with multiple Big Ten titles.
- Wisconsin has won 6 Big Ten regular season titles since 2000, trailing only MSU (8).
- The Badgers headlined the conference's postseason honors with **Greg Gard** winning Big Ten Coach of the Year and **Johnny Davis** named Big Ten Player of the Year.
- Gard earned Big Ten Coach of the Year for the 2nd time in the last 3 seasons. He is just the second UW coach to win the award joining 4x winner Bo Ryan.
- Davis becomes the 4th Badger to be named B1G POY, joining Frank Kaminsky (2015), Alando Tucker (2007) and Devin Harris (2004).
- Since 2002, Wisconsin has had 11 different players earn a total of 17 first-team All-Big Ten selections – the most in the conference. Purdue and Ohio State are second with 15.
- In addition, **Brad Davison** earned Second-Team All-Big Ten honors, **Chucky Hepburn** earned Big Ten All-Freshmen Team and **Tyler Wahl** was awarded honorable mention.
- A strong candidate for Naismith National Coach of the Year, **Greg Gard** has led Wisconsin to 24 regular-season wins for just the 5th time in program history.
- The Badgers won 15 Big Ten wins for just the 3rd time in program history.
- **8** – UW owns the nation's No. 8 strength of record and has played the 12th-toughest schedule in the NCAA according to ESPN.
- **8/16** – UW's 8 Quad 1 wins ranks 5th in the NCAA and its 16 Quad 1 & 2 wins trails only Baylor and Kansas for the most in the nation.
- **12** – Wisconsin is 12-2 away from home this year, including 9-2 in true road games, leading the Big Ten in wins in both categories.



Johnny Davis became the 4th Badger and the first since Frank Kaminsky (2015) to win Big Ten Player of the Year.

- The Badgers are 15-2 in games decided by 6 or fewer points – the most "close" wins in Division I.
- Wisconsin is averaging 71.0 ppg, which would be the team's highest mark since 2016-17.
- The Badgers are playing at their fastest pace in over 20 years. (more on Page 8)
- Wisconsin leads the NCAA averaging just 8.6 turnovers per game.
- **Johnny Davis** was named a first-team All-American by *The Sporting News* and also earned consensus Big Ten Player of the Year.
- Davis leads the Badgers averaging 20.0 ppg and 8.1 rpg. He is also second on the team with 2.1 assists per game and ranks 3rd in blocks and steals (Page 6).
- Davis leads the nation in scoring vs. Top 25 teams (24.1 ppg & 8.5 rpg), and leads all major conf. players with 22.5 ppg away from home.
- Senior **Brad Davison** won his 100th game at Wisconsin vs. Purdue and is having the best season of his career, ranking 18th in the Big Ten scoring 14.2 ppg. He is shooting 34.7% from 3-point range. (more Page 8)
- Posting 19 points, 5 steals vs. #8 Purdue (3/1), **Tyler Wahl** averaged 12.4 ppg and 6.3 rpg in B1G play, shooting a team-high 54% FG.
- Named to Seth Davis's "All-Glue Team," Wahl has had 5 steals in each of UW's last 2 games.
- Including his game-winning 3-pointer vs. Purdue, **Chucky Hepburn** is averaging 10.0 ppg over his last 8 games. He leads all B1G freshman with 2.3 apg and a 1.9 A/TO ratio.
- Hepburn is trying to become just the 5th true freshman at UW to average 8.0 ppg in the last 25 years (more Page 8).
- Sophomore **Steven Crowl** has made a big jump, averaging 9.1 ppg and 4.6 rpg. Last season, he had a total of 8 points and 9 boards (Page 8).

2021-22 SCHEDULE

Nov. 9	ST. FRANCIS (NY)	W, 81-58
Nov. 12	GREEN BAY	W, 72-34
Nov. 15	PROVIDENCE*	L, 58-63

MAUI INVITATIONAL - Las Vegas, Nevada

Nov. 22	vs. Texas A&M	W, 69-58
Nov. 23	vs. Houston [12]	W, 65-63
Nov. 24	vs. Saint Mary's	W, 61-55

Dec. 1	at Georgia Tech^	W, 70-66
Dec. 4	MARQUETTE	W, 89-76
Dec. 8	INDIANA	W, 64-59
Dec. 11	at Ohio State [21]	L, 55-73
Dec. 15	NICHOLLS	W, 71-68
Dec. 23	GEORGE MASON	CANCELED
Dec. 29	ILLINOIS STATE	W, 89-85

Jan. 3	at Purdue [3]	W, 74-69
Jan. 6	IOWA	W, 87-78
Jan. 9	at Maryland	W, 70-69
Jan. 13	OHIO STATE [16]	W, 78-68
Jan. 18	at Northwestern	W, 82-76
Jan. 21	MICHIGAN ST. [14]	L, 74-86
Jan. 27	at Nebraska	W, 73-65
Jan. 30	MINNESOTA	W, 66-60

Feb. 2	at Illinois [18]	L, 67-80
Feb. 5	PENN STATE	W, 51-49
Feb. 8	at Michigan St. [17]	W, 70-62
Feb. 12	RUTGERS	L, 65-73
Feb. 15	at Indiana	W, 74-69
Feb. 20	MICHIGAN	W, 77-63
Feb. 23	at Minnesota	W, 68-67
Feb. 26	at Rutgers	W, 66-61

March 1	PURDUE [8]	W, 70-67
March 6	NEBRASKA	L, 73-74

BIG TEN TOURNAMENT - Indianapolis, Ind.

Mar. 11	vs. Mich. St./Maryland	5:30 PM
---------	------------------------	---------

NCAA TOURNAMENT

Mar. 15-16	First Four
Mar. 17-20	Rounds 1-2
Mar. 24-27	Sweet 16 / Elite 8
April 2-4	Final Four / Championship New Orleans

All times listed Central Standard Time

[] AP Top 25 Team Ranking

* Gavitt Tipoff Games

^ Big Ten/ACC Challenge

Home games in **BOLD CAPS**

FOLLOW THE #BADGERS

TV: BIG TEN NETWORK

App: FOX Sports | Online: foxsports.com/live

■ Play-by-Play:	Brandon Gaudin
■ Analyst:	Robbie Hummel
■ Sideline:	Andy Katz

RADIO: BADGER SPORTS NETWORK

App: iHeartRadio | Satellite: SiriusXM 84

■ Play-by-Play:	Matt Lepay
■ Analyst:	Mike Lucas

SOCIAL MEDIA: #ONWISCONSIN

■ Twitter:	@BadgerMBB
■ Instagram:	badgermbb
■ Facebook:	/WisconsinMensBasketball
■ YouTube:	/WisconsinBadgers

CHARTING THE BADGERS

CAREER GAMES PLAYED

	Games	Starts	Cons. Starts
Brad Davison	158	154	154
Tyler Wahl	91	50	12
Johnny Davis	59	28	18
Steven Crowl	42	30	30
Jordan Davis	39	0	0
Ben Carlson	36	2	0
Chuckey Hepburn	30	30	30
Carter Gilmore	30	0	0
Chris Vogt	30	0	0
Carter Higginbottom	23	0	0
Lorne Bowman	22	0	0
Jahcobi Neath	20	1	0
Justin Taphorn	10	0	0
Markus Ilver	8	0	0
Isaac Lindsey	5	0	0

DOUBLE-DIGIT POINTS

	Career	'21-22	Cons.
Brad Davison	87 (63-24)	19 (15-4)	1
Johnny Davis	36 (27-9)	27 (22-5)	8
Tyler Wahl	23 (18-5)	18 (14-4)	5
Steven Crowl	13 (12-1)	13 (12-1)	0
Chuckey Hepburn	11 (11-0)	11 (11-0)	0
Ben Carlson	1 (1-0)	0 (0-0)	0

20-POINT SCORING GAMES

	Career	'21-22	Cons.
Brad Davison	18 (12-6)	8 (5-3)	1
Johnny Davis	15 (12-3)	15 (12-3)	0
Tyler Wahl	3 (2-1)	3 (2-1)	0
Steven Crowl	2 (2-0)	2 (2-0)	0

30-POINT SCORING GAMES

	Career	'21-22	Cons.
Johnny Davis	3 (3-0)	3 (3-0)	0
Brad Davison	2 (1-1)	0	0

DOUBLE-DIGIT REBOUNDS

	Career	'21-22	Cons.
Tyler Wahl	7 (5-2)	4 (4-0)	0
Johnny Davis	5 (4-1)	5 (4-1)	0
Brad Davison	1 (1-0)	0	0

DOUBLE-DIGIT ASSISTS

	Career	'21-22	Cons.
None Active	--	--	--

DOUBLE-DOUBLES

	Career	'21-22	Cons.
Johnny Davis	5 (4-1)	5 (4-1)	0
Tyler Wahl	4 (3-1)	2 (2-0)	0

BADGERS' POSTSEASON RESUME AMONG THE BEST

Off to a 24-6 start, Wisconsin has put together one of the nation's top resumes.



- Wisconsin owns the nation's No. 8 strength of record and has faced the 12th-toughest strength of schedule in the NCAA according to ESPN.
- According to the NET rankings, UW is 8-3 in Quad 1 games, trailing only Baylor (11), Gonzaga (10), Kansas (10) and Iowa State (9) for most Quad 1 wins.
- The Badgers are 16-4 in Quad 1&2 games and UW's 16 such wins trails only Baylor (18) and Kansas (17). UW has 4 more than the next highest Big Ten team (PUR/ILL 12).
- Wisconsin won a share of the Big Ten championship with a record of 15-5.

- Wisconsin is 23-4 at full strength this season, as 2 of the Badgers 6 losses came without starters: Johnny Davis (vs. Providence) & Tyler Wahl (vs. Michigan St.).

- UW has 11 wins over teams in the top 50 of the NET, with 5 coming away from home.

UW's Wins (according to NET)

- N - #5 Houston
- A - #13 Purdue
- H - #13 Purdue
- H - #15 Iowa
- N - #19 Saint Mary's
- H - #22 Ohio State
- H - #31 Michigan
- H - #38 Marquette
- A - #40 Mich. State
- A - #44 Indiana
- H - #44 Indiana

- The Badgers are 12-2 away from home, including a mark of 9-2 in true road games, both win totals are tops among major conference teams.

CHAMPIONSHIP DNA

- Wisconsin clinched a share of the 2022 Big Ten championship, marking the Badgers' 2nd league title in 3 seasons and the 20th in school history.
- With 2 Big Ten championships during his tenure, **Greg Gard** joins Tom Izzo (10) and Matt Painter (2) as the only active coaches with multiple Big Ten titles.
- The Badgers (20) trail only Purdue (24) and Indiana (22) for most conference titles.
- Wisconsin has won 6 Big Ten regular season titles since 2002 (02-03-08-15-20-22), matching MSU (6) for most titles during that span.

Most Big Ten Regular Season Championships

School	B1G Titles	Since 2002	Last
1. Purdue	24	3	2019
2. Indiana	22	3	2016
3. Wisconsin	20	6	2022
Ohio State	20	5	2012
5. Illinois	18	4	2022
6. Michigan St.	16	6	2020
7. Michigan	15	3	2021

WISCONSIN WINS AWARDS

- Big Ten champion Wisconsin headlined the conference's postseason honors with **Greg Gard** winning B1G Coach of the Year and **Johnny Davis** named B1G Player of the Year.
- Gard earned Big Ten Coach of the Year for the second time in the last three seasons. He is just the second UW coach to win the award joining four-time winner Bo Ryan.
- Davis becomes the 4th Badger to be named Big Ten Player, joining Frank Kaminsky (2015), Alando Tucker (2007) and Devin Harris (2004).
- Since 2002, Wisconsin has had 11 different players earn a total of 17 first-team All-Big Ten selections – the most in the conference. Purdue and Ohio State are second with 15.
- In addition, **Brad Davison** earned Second-Team All-Big Ten honors, **Chuckey Hepburn** earned Big Ten All-Freshmen Team and **Tyler Wahl** was awarded honorable mention.

WINS ADD UP UNDER GARD

- With a record of 24-6, the Badgers are off to their best start of the Greg Gard era and their 5th-best 30-game start in program history:

Wisconsin Record Book, Best 30-Game Starts

	Record	Pct.	Season
1.	27-3	.897	2014-15
2.	26-4	.862	2006-07
	26-4	.862	2007-08
4.	25-5	.833	2013-14
5.	24-6	.800	2021-22

- The Badgers won 24 regular season games for just the 5th time in program history.
- Including wins at No. 3 Purdue and No. 8 Purdue this season, Gard has led UW to 10 top-10 wins, including 6 away from home.
- UW went 15-5 in the Big Ten, posting the most conference wins in the Gard era. The Badgers have won 15 Big Ten games for just the 3rd time in program history. UW has won 14+ just 5 times and Gard-led teams are responsible for 3 of those seasons.

Wisconsin Record Book, Big Ten Wins

	Record	Pct.	Season
1.	16-2	.889	2007-08
	16-2	.889	2014-15
3.	15-5	.750	2021-22
4.	14-6	.700	2018-19
	14-6	.700	2019-20

- Wisconsin has won at least 14 Big Ten games for the 3rd time in the last 4 seasons, the only team that can make that claim.
- In 7 seasons, Gard has led the Badgers to 12+ B1G wins 5 times. Purdue is the B1G's only other team with 12+ wins in 5 of the last 7.
- Over the past 4 seasons, Wisconsin has 53 Big Ten wins, the most in the league over that span (Purdue has 52). Among major conference teams, only Virginia (56), Kansas (55) and Duke (54) have more league victories.
- During the Greg Gard era (since 2015-16), Wisconsin has the most road wins of any Big Ten team, going 42-37 (.532) in such games. Michigan State is second with 40 road wins.

SITUATIONAL RECORDS

	2021-22	Under Gard
Ahead at the half	20-0	116-14
Behind at the half	3-6	22-57
Tied at the half	1-0	4-5
FG% of .450 or more	11-1	78-13
FG% less than .450	13-5	64-63
Better FG% than opp.	14-0	113-13
Worse FG% than opp.	9-6	29-61
Same FG% as opp.	1-0	1-2
Opp. FG% less than 45%	16-1	110-27
3FG% of 40% or more	7-1	64-9
3FG% less than 40%	17-5	77-67
Try more than 20 3FGs	13-5	78-46
Try 20 or fewer 3FGs	11-1	64-29
Make at least 70% FT	16-4	88-33
Try at least 20 FTs	11-1	62-15
Try fewer than 20 FTs	13-5	78-60
Out-rebound opponent	12-2	85-22
Tied or out-rebounded	12-4	57-54
Same or fewer TOs than opp.	21-6	109-46
More TOs than opp.	3-0	33-30
Commit fewer than 12 TOs	21-6	110-47
Commit 12 or more TOs	3-0	33-28
Score fewer than 50 pts.	0-0	1-2
Score 50-59 points	1-2	7-32
Score 60-69 points	7-2	45-27
Score 70-79 points	11-2	52-12
Score 80-89 points	5-0	30-3
Score 90 or more pts.	0-0	7-0
Allow fewer than 50 pts.	2-0	21-1
Allow 50-59 pts.	4-0	42-6
Allow 60-69 pts.	14-1	59-26
Allow 70-79 pts.	3-3	17-29
Allow 80-89 pts.	1-2	3-13
Allow 90 or more pts.	0-0	0-1
Overtime	0-0	7-5
vs. AP Top 25 opponents	5-3	26-38
vs. AP Top 25 opp. at home	1-1	12-10
Home games	12-4	84-24
Road games	9-2	41-36
Neutral site games	3-0	18-16
Day games	7-3	46-26
Night games	17-3	96-50

GAMES DECIDED BY

3 points or less	6-1	19-11
4-5 points	6-1	21-16
6-10 points	7-1	33-20
11-19 points	3-3	38-24
20 or more points	2-0	32-3

TELEVISED GAMES

CBS	1-0	11-10
CBS Sports Network	0-0	0-1
FOX	1-0	3-5
FS1	1-3	12-14
ESPN	3-0	16-12
ESPN2	4-0	14-11
ESPNU	0-0	1-2
ESPN+	0-0	3-1
Big Ten Network	12-3	73-17
Big Ten Plus	2-0	4-0
TBS	0-0	0-3
TNT	0-0	2-0

HISTORY VS. MICHIGAN STATE

- Overall: MSU leads, 84-67
- UW vs. MSU in BTT: 4-6
- Active Streak: UW won 1



LAST 10 MEETINGS (MSU leads 7-3)

Date	Rank	Result	Score	Location
1/26/18	--/6	L	61-76	E. Lansing
2/25/18	--/2	L	63-68	Madison
3/2/18	--/2	L	60-63	New York
2/12/19	20/11	L	59-67	Madison
3/16/19	19/6	L	55-67	Chicago
1/17/20	--/15	L	68-82	E. Lansing
2/1/20	--/14	W	64-63	Madison
12/25/20	9/12	W	84-76	E. Lansing
1/21/22	8/14	L	74-86	Madison
2/8/22	11/10	W	70-62	E. Lansing

ALL-TIME VS. MICHIGAN STATE

Friday's game would mark the 152nd meeting between Wisconsin and Michigan State, with the series dating back to 1922.

- MSU leads the all-time series, 84-67, but the series has been much closer since the arrival of Bo Ryan and Greg Gard in 2001-02.
 - Prior to 2001-02: MSU led 63-47
 - Since 2001-02: MSU leads 21-20
- Wisconsin has won 3 of the last 4 meetings with MSU, including a split this season.
- Friday would mark the 48th meeting between Wisconsin and Michigan State since 2000, marking the Badgers' most-played opponent in that span (Illinois is next at 43 meetings).
 - UW and MSU have met in the postseason 10 times over that span, including the 2000 Final Four and 9 meetings in the B1G Tournament.
 - Wisconsin is also MSU's most-played opponent since 2000 (Ohio State is 2nd - 46).
- In 8 career games vs. Michigan State, **Brad Davison** is averaging 12.2 ppg, including 22 points in this season's earlier meeting in Madison.
 - Davison also scored 30 points against Michigan State as a freshman in 2018.
- **Johnny Davis** has averaged 19.0 ppg in 3 games against MSU, scoring 25 in each of this season's match ups.

LAST MEETING: WIS 70, MSU 62

Feb. 8, 2022 | East Lansing, Mich. | Breslin Center

- Wisconsin led wire-to-wire in a 70-62 win at the Breslin Center. Michigan State pulled within one possession on 5 separate occasions in the second half, but UW withstood every run.
- The Badgers out-shot MSU, 47.2% to 41.5% and limited them to 3-for-14 from long range.
- The 2 teams were nearly even on the glass (33-32) and the Spartans had just 8 transition points. UW turned the ball over just 7 times.
- **Johnny Davis** led Wisconsin with 25 points and had 6 boards, 3 assists and 2 steals.
- **Tyler Wahl**, who didn't play in the first meeting, posted 11 points and 5 rebounds. **Chucky Hepburn** chipped in 11 points with 3 assists and zero turnovers in 30 minutes.

HISTORY VS. MARYLAND

- Overall: UW leads, 12-7
- Gard vs. MARY in BTT: 1-0
- Active Streak: UW won last 2



LAST 10 MEETINGS (UW leads 7-3)

Date	Rank	Result	Score	Location
2/13/16	--/2	W	70-57	College Park
2/19/17	11/23	W	71-60	Madison
2/4/18	--/--	L	63-68	College Park
3/1/18	--/--	W	59-54	New York
1/14/19	--/19	L	60-64	College Park
2/1/19	24/21	W	69-61	Madison
1/24/20	--/17	W	56-54	Madison
12/28/20	9/--	L	64-70	Madison
1/27/21	14/--	W	61-55	College Park
1/9/22	23/--	W	70-69	College Park

ALL-TIME VS. MARYLAND

Friday's game would be the 20th meeting between Wisconsin and Maryland in a series that dates back to 1931. The Badgers lead the all-time series, 12-7.

- Wisconsin owns a 7-5 lead in the series since Maryland joined the Big Ten.
- All but 3 of the 12 UW-UMD games since the Terps joined the Big Ten have been decided by single digits. The average margin of victory since 2015 is just 5.7 points per game.
- The Badgers have held Maryland to an average of just 61.3 ppg (high of 70 points) in the 12 games since the Terrapins joined the B1G.
- Wisconsin is 7-4 against the Terrapins with Greg Gard in the head coaching position, including a 59-54 win in the 2018 Big Ten Tournament.
- UW has won 4 of the last 5 against Maryland including a 70-69 win at Maryland in January.
- Senior **Brad Davison** has scored in double digits in 6 of 8 career meetings with Maryland, averaging 11.6 ppg against the Terps.
 - Davison scored a game-high 21 points (4-6 3FGs) in a 2019 meeting with UM.
 - In the only match-up of 2020, Davison's heroics helped UW pull out a 56-54 win with a steal and 3-pointer in the final seconds.
- Junior **Jahcobi Neath** played 1 season (2019-20) under Maryland head coach Danny Manning while at Wake Forest.

LAST MEETING: WIS 70, MARY 69

Jan. 9, 2022 | College Park, Md. | XFINITY Center

- The Badgers led by as many as 21 points in the first half before holding on for a 70-69 win.
- Wisconsin committed just 8 turnovers, including just 1 over the final 13:42 of play.
- UW held Maryland to just 6 points in the first 10:20 of the game. The Terps opened the game 3-for-15 from the field during that stretch.
- Junior **Tyler Wahl** scored a career-high 21 points (8-12 FG, 5-5 FT) with 5 rebounds.
- **Johnny Davis** had 19 points and 7 rebounds.
- **Brad Davison** scored 11 points while **Steven Crowl** finished with 9 points and 8 boards.

UW IN THE BIG TEN TOURNAMENT

- Wisconsin is 26-20 (.565) overall in 21 Big Ten Tournament appearances, claiming titles in 2004, 2008 and 2015. The Badgers have also advanced to the tournament finals 4 additional years: 2005, 2007, 2013 and 2017.
- Wisconsin's 3 tournament titles trail only Michigan State (6) and Ohio State (4). The Badgers' 7 championship game appearances trails only Ohio State's 9 trips to the finals.

Big Ten Tourn. Championship Appearances

Team	Apps	1st	2nd
1. Ohio State	9	4	5
2. Wisconsin	7	3	4
Michigan State	7	6	1
Illinois	7	3	4

- Wisconsin has had 3 players earn Most Outstanding Player honors at the Big Ten tournament, including Devin Harris (2004), Marcus Landry (2008) and Frank Kaminsky (2015).
- A total of 13 Badgers have earned 15 All-Tournament Team selections:
 - Devin Harris '04
 - Mike Wilkinson '04
 - Zach Morley '05
 - Alando Tucker '05 '07
 - Kamron Taylor '07
 - Michael Flowers '08
 - Marcus Landry '08
 - Ryan Evans '13
 - Traevon Jackson '13
 - Nigel Hayes '15 '17
 - Frank Kaminsky 20'15
 - Ethan Happ '17
 - Bronson Koenig '17
- The Badgers' 26 Big Ten tournament wins and .565 win pct. both rank 4th in the conference.

Best All-Time Big Ten Tournament Record

Team	W	L	Pct.	Titles
1. Michigan State	32	17	.653	6
2. Ohio State	30	16	.652	4
3. Illinois	31	20	.608	3
4. Wisconsin	26	20	.565	3
5. Michigan	24	19	.558	2

- Wisconsin is 5-5 in the Big Ten tournament under Greg Gard, making 3 semifinals appearances and reaching the 2017 championship game in Washington D.C.
- Among active coaches, only Tom Izzo (32) and Matt Painter (11) have more Big Ten tournament wins than Gard (5).
- Wisconsin earned a No. 2 seed in the 2022 Big Ten Tournament, marking the program's 5th time as a No. 2 seed.
- The Badgers are 8-3 all-time as a No. 2 seed, winning the 2004 Big Ten Tournament from that position. UW was also a No. 2 seed in the 2005, 2014 and 2017 tournaments.

- If Wisconsin plays No. 7 Michigan State, it will mark the 11th meeting between the schools in the Big Ten tournament, with MSU owning a 6-4 edge in those games. Most recently, the two teams met in the 2019 semifinals with the Spartans pulling out a 67-55 win in Chicago.
- If Wisconsin plays No. 10 Maryland, it will mark the second meeting between the schools in the Big Ten tournament. The only other match-up came in 2018 when Wisconsin claimed an 84-74 win in New York.

WISCONSIN IN INDIANAPOLIS

Wisconsin feels right at home in Indianapolis, owning an extensive history and a lot of success in the "Crossroads of America".

- Wisconsin won the 2004 and 2008 Big Ten Tournaments in Indianapolis at Gainbridge Fieldhouse.
- The Badgers are 8-8 all-time in Big Ten tournament games at Gainbridge Fieldhouse.
- UW has made prominent appearances in Indianapolis during the NCAA tournament.
- Wisconsin advanced to the 2015 National Championship Game at Lucas Oil Stadium.
- UW also advanced to the 2000 Final Four, hosted at the RCA Dome in Indianapolis.
- Wisconsin has also appeared in 6 Big Ten Football Championship Games in Indy, tied with OSU for the most in the event's 11-year history. That includes titles in the 2011 and 2012 Big Ten Championship Game.
- Last season's Big Ten Tournament was held in Indianapolis at Lucas Oil Stadium.

BIG TEN BEASTS

- Since 2001-02 when Bo Ryan and Greg Gard arrived in Madison, UW has the most Big Ten wins and best win pct. at 256-118 (.684).

Big Ten Win Pct. Since 2001-02 (thru 2022 season)

Team	W-L	Pct.
1. Wisconsin	256-118	.684
2. Michigan State	250-124	.668
3. Ohio State	231-142	.619
4. Maryland	89-62	.589
5. Purdue	219-154	.587

- Wisconsin has won 12+ B1G games in 11 of last 13 seasons, the most of any Big Ten team.
- UW has also posted double-digit B1G wins in 19 of the last 21 years. The only team to do so.



Appearances: 23
Overall Record: 26-20
Championships: 3 ('04, '08, '15)
Championship Games: 6 ('04, '05, '07, '08, '13, '15, '17)
Record vs. lower seeds: 21-11
Record vs. higher seeds: 5-9

UW Record by Seed

Seed	W-L	Years
10	1-1	'98
9	1-1	'18
8	0-0	
7	0-0	
6	2-3	'00, '16, '21
5	0-1	'01
4	5-7	'99, '06, '09, '10, '12, '13, '19
3	2-2	'05, '11
2	8-3	'04*, '07, '14, '17, '22
1	6-2	'01, '03, '08*, '15*

*indicates a championship team

UW Record vs. Seeds

Seed	W-L	Years
14	0-0	
13	1-0	'19
12	0-0	
11	2-1	'00, '16, '21
10	3-0	'04, '08, '17
9	2-1	'02, '08, '15
8	1-2	'03, '17, '18
7	4-0	'98, '05, '07, '14
6	3-1	'05, '07, '11, '17
5	3-3	'99, '06, '09, '10, '12, '13
4	2-1	'01, '08, '15
3	3-2	'00, '04, '14, '15, '21
2	0-3	'98, '00, '13
1	2-6	'99, '04, '05, '07, '12, '13, '18, '19

UW vs. Opponent

Opponent	W-L	Years
vs. Illinois	3-3	'98, '04, '05, '07, '08, '10
vs. Indiana	3-2	'01, '06, '12, '13, '17
vs. Iowa	2-2	'99, '02, '05, '21
vs. Maryland	1-0	'18
vs. Michigan	3-1	'08, '12, '15, '17
vs. Michigan St.	4-6	'99, '00, '04, '07, '08, '12, '14, '15, '18, '19
vs. Minnesota	2-0	'04, '14
vs. Nebraska	1-1	'16, '19
vs. Northwestern	2-0	'00, '17
vs. Ohio State	1-4	'03, '05, '07, '09, '12
vs. Penn State	2-1	'98, '11, '21
vs. Purdue	2-0	'00, '15

Current Badgers in the Big Ten Tournament

	GP-GS	MIN	FG	PCT	3FG	PCT	FT	PCT	REB.	RPG	A	B	S	PTS-AVG
Davison	6-6	195	19-59	.322	8-34	.235	18-19	.947	19	3.2	17	1	2	64-10.7
Joh. Davis	2-0	53	5-12	.417	1-1	1.000	1-1	1.000	7	3.5	3	1	2	12-6.0
Wahl	2-0	46	4-10	.400	---	---	2-2	1.000	10	5.0	2	2	4	10-5.0

WISCONSIN ALL-TIME RESULTS IN THE BIG TEN TOURNAMENT

Year	Date	Round	Site	UW Seed	Opponent	W/L	Score
1998	March 5	First Round	United Center, Chicago	No. 10	(7) Penn State	W	52-51
	March 6	Quarterfinals	United Center, Chicago	No. 10	(2) Illinois	L	61-66
1999	March 5	Quarterfinals	United Center, Chicago	No. 4	(5) Iowa	W	74-60
	March 6	Semifinals	United Center, Chicago	No. 4	(1) Michigan State	L	41-56
2000	March 9	First Round	United Center, Chicago	No. 6	(11) Northwestern	W	51-41
	March 10	Quarterfinals	United Center, Chicago	No. 6	(3) Purdue	W	78-66
	March 11	Semifinals	United Center, Chicago	No. 6	(2) Michigan State	L	46-55
2001	March 9	Quarterfinals	United Center, Chicago	No. 5	(4) Indiana	L	52-64
2002	March 8	Quarterfinals	Conseco Fieldhouse, Indianapolis	No. 1	(9) Iowa	L	56-58
2003	March 8	Quarterfinals	United Center, Chicago	No. 1	(8) Ohio State	L	50-58
2004	March 12	Quarterfinals	Conseco Fieldhouse, Indianapolis	No. 2	(10) Minnesota	W	66-52
	March 13	Semifinals	Conseco Fieldhouse, Indianapolis	No. 2	(3) Michigan State	W	68-66
	March 14	Championship	Conseco Fieldhouse, Indianapolis	No. 2	(1) Illinois	W	70-53
2005	March 11	Quarterfinals	United Center, Chicago	No. 3	(6) Ohio State	W	60-49
	March 12	Semifinals	United Center, Chicago	No. 3	(7) Iowa	W	59-56
	March 13	Championship	United Center, Chicago	No. 3	(1) Illinois	L	43-54
2006	March 10	Quarterfinals	Conseco Fieldhouse, Indianapolis	No. 4	(5) Indiana	L	56-61
2007	March 9	Quarterfinals	United Center, Chicago	No. 2	(7) Michigan State	W	70-57
	March 10	Semifinals	United Center, Chicago	No. 2	(6) Illinois	W	53-41
	March 11	Championship	United Center, Chicago	No. 2	(1) Ohio State	L	49-66
2008	March 14	Quarterfinals	Conseco Fieldhouse, Indianapolis	No. 1	(9) Michigan	W	51-34
	March 15	Semifinals	Conseco Fieldhouse, Indianapolis	No. 1	(4) Michigan State	W	65-63
	March 16	Championship	Conseco Fieldhouse, Indianapolis	No. 1	(10) Illinois	W	61-48
2009	March 13	Quarterfinals	Conseco Fieldhouse, Indianapolis	No. 4	(5) Ohio State	L	57-61
2010	March 12	Quarterfinals	Conseco Fieldhouse, Indianapolis	No. 4	(5) Illinois	L	54-58
2011	March 11	Quarterfinals	Conseco Fieldhouse, Indianapolis	No. 3	(6) Penn State	L	33-36
2012	March 9	Quarterfinals	Conseco Fieldhouse, Indianapolis	No. 4	(5) Indiana	W	79-71
	March 10	Semifinals	Conseco Fieldhouse, Indianapolis	No. 4	(1) Michigan State	L	52-65
2013	March 15	Quarterfinals	United Center, Chicago	No. 4	(5) Michigan	W	68-59
	March 16	Semifinals	United Center, Chicago	No. 4	(1) Indiana	W	68-56
	March 17	Championship	United Center, Chicago	No. 4	(3) Ohio State	L	43-50
2014	March 14	Quarterfinals	Bankers Life Fieldhouse, Indianapolis	No. 2	(7) Minnesota	W	83-57
	March 15	Semifinals	Bankers Life Fieldhouse, Indianapolis	No. 2	(3) Michigan State	L	75-83
2015	March 13	Quarterfinals	United Center, Chicago	No. 1	(8) Michigan	W	71-60
	March 14	Semifinals	United Center, Chicago	No. 1	(4) Purdue	W	71-51
	March 15	Championship	United Center, Chicago	No. 1	(3) Michigan State	W	80-69 (ot)
2016	March 10	Second Round	Bankers Life Fieldhouse, Indianapolis	No. 6	(11) Nebraska	L	58-70
2017	March 10	Quarterfinals	Verizon Center, Washington DC	No. 2	(10) Indiana	W	70-60
	March 11	Semifinals	Verizon Center, Washington DC	No. 2	(6) Northwestern	W	76-48
	March 12	Championship	Verizon Center, Washington DC	No. 2	(8) Michigan	L	56-71
2018	March 1	Second Round	Madison Square Garden, New York City	No. 9	(8) Maryland	W	84-74
	March 2	Quarterfinals	Madison Square Garden, New York City	No. 9	(1) Michigan State	L	62-65
2019	March 15	Quarterfinals	United Center, Chicago	No. 4	(13) Nebraska	W	66-62
	March 16	Semifinals	United Center, Chicago	No. 4	(1) Michigan State	L	55-67
2020	March 13	Quarterfinals	Bankers Life Fieldhouse, Indianapolis	No. 1	Cancelled		
2021	March 11	Second Round	Lucas Oil Stadium, Indianapolis	No. 6	(11) Penn State	W	75-74
	March 12	Semifinals	Lucas Oil Stadium, Indianapolis	No. 6	(3) Iowa	L	57-62

JOHNNY DAVIS

"JOHNNY DAVIS IS THE FAVORITE FOR NATIONAL PLAYER OF THE YEAR"



DAVIS' TROPHY CASE

- Sporting News First-Team All-American
- Associated Press Big Ten Player of the Year
- Big Ten Player of the Year; First-Team All-B1G
- Jerry West Award Top 5 Finalist
- Wooden Award Late Season Top 20
- Lute Olson Award Midseason Watch List
- Maui Jim Maui Invitational MVP
- Naismith Player of the Week (1/10)
- Oscar Robertson Player of the Week (1/11)
- Lute Olson National Player of the Week (2/21)

BEST WHEN LIGHTS ARE BRIGHTEST

- Compared to other notable National Player of the Year candidates, Davis's average is more than 4.0 points higher than anyone in games vs. Top-25.

Player	Gms	PPG	RPG	Record
1. Johnny Davis (WIS)	8	24.1	8.5	5-3
2. Kofi Cockburn (ILL)	7	19.7	8.4	3-4
3. Keegan Murray (IOWA)	5	19.2	7.4	1-4
4. Jaden Ivey (PUR)	7	19.1	5.7	5-2
5. Ochai Agbaji (KU)	8	18.6	5.9	4-4
6. Drew Timme (GONZ)	8	17.8	6.8	5-3
7. Oscar Tshiebwe (UK)	8	16.4	15.0	3-5

WALKING AMONG WOODEN WINNERS

- Since 2000, 10 guards have won National Player of the Year honors and Johnny Davis compares very favorably with those 10. In fact, Davis would join Ohio State's Evan Turner (2010) as the only NPOY guard to average more than 20.0 points and 8.0 rebounds.

GUARDS TO WIN NATIONAL PLAYER OF THE YEAR

Year	Player	PPG	RPG	APG
2018	Jalen Brunson (Villanova)	18.9	3.1	4.6
2017	Frank Mason (Kansas)	20.9	4.2	5.2
2016	Buddy Hield (Oklahoma)	25.0	5.7	2.0
2013	Trey Burke (Michigan)	18.6	3.2	6.7
2011	Jimmer Fredette (BYU)	28.9	3.4	4.3
2010	Evan Turner (Ohio St.)	20.4	9.2	6.0
2006	JJ Redick (Duke)	26.8	2.0	2.6
2004	Jameer Nelson (St. Joe's)	20.6	4.7	5.3
2003	TJ Ford (Texas)	15.0	3.9	7.7
2002	Jay Williams (Duke)	21.3	3.5	5.3
2022	Johnny Davis (Wis)	20.0	8.1	2.2

20.0

Averaging 20.0 points per game, Davis is trying to become the first Badger to average 20+ points per game since Michael Finley averaged 20.5 ppg in 1994-95.

8.1

Davis is averaging 8.1 rebounds per game.

Since 2005, only 3 major conference players who were listed as guards have averaged at least 20.0 ppg and 8.0 rpg: Wooden Award winners Kevin Durant (2007) and Evan Turner (2010) as well as Stanford's Landry Fields (2010).

24.1

Davis leads the nation in scoring against Top-25 opponents, averaging 24.1 ppg and 8.5 rpg in 8 games vs. ranked teams (min. 3 games).

He has scored at least 20 points in 6 of the 8 games.

4

Davis ranks 4th in the Big Ten in scoring (19.9 ppg) and 3rd in rebounding (8.9 rpg) during conference play.

In the last 25 years, only 5 Big Ten player have averaged at least 20 ppg and 9 rpg during league play. None of those 5 were guards.

3

Davis has authored a trio of 30-point games this season, scoring 37 at #3 Purdue, 30 vs. #12 Houston and 30 at Indiana.

He is the 10th Badger all-time to have at least 3 games of 30+ points in one season.

Davis has also scored 25+ in 9 games.

22.4

Davis leads ALL major conference players averaging 22.4 PPG away from home this season.

Davis scored a total of 92 points in road wins at Purdue, Indiana and Michigan State this season.

That is the most combined points by any player since at least 1996.

www.go.wisc.edu/HeresJohnny

"JOHNNY DAVIS IS A COLD BLOODED CLOSER. 30 POINTS AND 12 REBOUNDS AT INDIANA. AGAINST RANKED TEAMS, DAVIS IS AVERAGING 25 PPG. STAR."

JAY BILAS, ESPN

TOP PERFORMANCES

■ W, 65-63 vs. #12 HOUSTON (Nov. 23)

30 points (4-7 3FGs), 4 reb., 4 stls, 2 blks

- Maui Invitational semifinal win ... Davis went on to win Maui Invitational MVP honors after averaging 23.7 ppg in Wisconsin's 3 wins.

■ W, 74-69 at #3 PURDUE (Jan. 3)

37 points, 14 rebounds

- Most points by a Badger since Frank Kaminsky scored 43 points vs. North Dakota in 2013.
- 3rd-highest total in a road game in UW history.
- First player to lead team in pts, rebs, asts, blks and stls in a road win over an AP top 5 team since Tim Duncan at No. 5 Maryland on Feb. 1, 1997.

■ W, 87-78 vs. IOWA (Jan. 6)

26 points, 9 rebounds, 5 assists

■ W, 82-76 at NORTHWESTERN (Jan. 18)

27 points (4-5 3FGs), 8 rebounds

■ W, 70-62 at #17 MICHIGAN ST. (Feb. 8)

25 points, 6 rebounds

- Scored 18 second-half points
- 2nd-most points by a Badger at the Breslin Center in last 25 years.

■ W, 74-69 at INDIANA (Feb. 15)

30 points, 12 rebounds

- Scored 19 points in the second half, including UW's final 13 points.

■ W, 77-63 vs. MICHIGAN (Feb. 21)

25 points, 6 rebounds, 3 blocks

A First-Team All-American and the Big Ten Player of the Year, sophomore standout **Johnny Davis** is having one of the finest seasons in Wisconsin history.

- Davis ranked 4th in the Big Ten in points and 3rd in rebounds during conference play, averaging 19.9 ppg and 8.9 rpg.
- Overall, Davis ranks 19th in the nation and 3rd in the Big Ten averaging 20.0 ppg.
 - Davis is 6th in the Big Ten, shooting 78.2% from the FT line (136-for-174). He is 2nd in the conference averaging 4.9 made FTs/gm.
 - He also ranks 16th in the B1G at 1.1 spg.
 - Davis also ranks 3rd for UW with 31 steals this season and is 3rd with 18 blocks.
- Davis is trying to become the first Badger to average at least 20 point per game since Michael Finley averaged 20.5 ppg in the 1994-95 season.
- Davis has scored at least 30 points in a game 3 times this season. He has 9 games with at least 25+ points and has scored 20+ in 15 of 24 games.
 - Earlier this season, Davis became the first Badger to score 20+ points in 6 straight games since Alando Tucker in 2007.
- Davis is at his best in the big games, leading the nation in scoring against Top-25 foes.
 - In 8 games vs. ranked opponents this season, Davis is averaging 24.1 ppg and 8.5 rpg.
 - 37 at Purdue (3)
 - 30 vs. Houston (12)
 - 24 at OSU (21)
 - 14 vs. OSU (16)
 - 25 vs. MSU (14)
 - 22 at Illinois (18)
 - 25 at MSU (17)
 - 16 vs. Purdue (8)
- Davis also leads all major conference players averaging 22.4 ppg away from home (road + neutral games).
- With 37 points at Purdue and 30 points at Indiana, Davis is the 2nd player ever to score 30 points in road wins at Mackey Arena and Assembly Hall in the same season, joining MSU's Sam Vincent in 1985.

- Averaging 8.1 rpg (8.9 in Big Ten play), Davis has been incredible on the glass:
 - Davis has 5 double-doubles, including back-to-back 15-rebound efforts vs. Minnesota and Illinois. He is the first Badger with consecutive 15-rebound games since 6-11 C Rashard Griffith in 1995.
 - Ethan Happ and Frank Kaminsky are the only other Badgers to average 8.0+ rpg in the last 20 years.
- On his way to claiming Maui Invitational Tournament MVP, Davis put together a 3-game stretch during which he averaged 23.7 points and 6.7 rpg.

WHAT THEY'RE SAYING ABOUT JOHNNY DAVIS

"He's the clear riser in this class and the **favorite for the National Player of the Year award**. Wisconsin counts on him to be its central figure every single night, and he delivers.

- Sam Vecenie (The Athletic)

"Arguably the greatest story in college basketball: 'The Johnny Davis Show' ... Johnny Davis looks like a **First-Team All-American, perhaps a National Player of the Year**, and a future lottery pick in the NBA Draft."

- Gary Parrish (CBS)

"Johnny Davis with one of the best individual performances we've seen in a long time in the Big Ten. **Might be the Wooden Award frontrunner.**"

- Jeff Borzello (ESPN)

"Johnny Davis is a **first-team All-American** and is THE breakout player in America. - Matt Norlander (CBS)

"No one has meant more to their team thus far than Johnny Davis.

Player of the Year Frontrunner."

- Jeff Goodman (Stadium)

"He's the definition of a two-way player. He's giving the same amount of effort on the defensive end ... and then offensively, it speaks for itself. **He's a fabulous player.**"

- Matt Painter (Head Coach, Purdue)

"I don't think there's any question he's moved into the discussion of First-Team All-American, Big Ten Player of the Year, or **National Player of the Year.**"

- Steve Lavin (Fox Sports)



CHARTING THE BADGERS

LED UW IN SCORING

	2021-22	Career
Brad Davison	6 (4-2)	31 (23-8)
Johnny Davis	17 (14-3)	19 (16-3)
Steven Crowl	4 (4-0)	4 (4-0)
Tyler Wahl	3 (2-1)	4 (3-1)

LED UW IN REBOUNDING

	2021-22	Career
Johnny Davis	17 (13-4)	23 (17-6)
Tyler Wahl	8 (7-1)	17 (11-6)
Brad Davison	1 (0-1)	9 (4-5)
Steven Crowl	5 (4-1)	5 (4-1)
Chris Vogt	3 (3-0)	3 (3-0)
Ben Carlson	2 (2-0)	2 (2-0)
Jahcobi Neath	1 (1-0)	1 (1-0)

LED UW IN ASSISTS

	2021-22	Career
Brad Davison	13 (11-2)	42 (24-18)
Johnny Davis	12 (9-3)	15 (11-4)
Chuckie Hepburn	15 (11-4)	15 (11-4)
Tyler Wahl	8 (8-0)	12 (11-1)
Steven Crowl	7 (5-2)	7 (5-2)
Chris Vogt	2 (2-0)	2 (2-0)
Lorne Bowman	1 (1-0)	1 (1-0)
Jahcobi Neath	1 (1-0)	1 (1-0)

LED UW IN MINUTES

	2021-22	Career
Brad Davison	14 (12-2)	54 (41-13)
Johnny Davis	13 (11-2)	13 (11-2)
Tyler Wahl	6 (3-3)	6 (3-3)
Chuckie Hepburn	1 (1-0)	1 (1-0)

Record in those contests in parentheses

2021-22 LINEUP RECORD

Hepburn, Davison, Davis, Wahl, Crowl	23-4
Hepburn, Davison, Neath, Wahl, Crowl	1-0
Hepburn, Davison, Davis, Carlson, Crowl	0-1
Hepburn, Davison, Wahl, Carlson, Crowl	0-1

ACTIVE WIN/LOSS STREAKS

Overall	Lost 1
Vs. Unranked teams (AP)	Lost 1
Vs. Ranked teams (AP)	Won 2
At Home	Lost 1
At Home vs. Big Ten	Lost 1
At Home vs. ranked Big Ten	Won 1
At Home vs. unranked Big Ten	Lost 1
At Home vs. non-conference	Won 3
At Home vs. ranked opp.	Won 1
On Road	Won 4
On Road vs. Big Ten	Won 4
On Road vs. ranked opp.	Won 1
On Road vs. unranked opp.	Won 9
Neutral	Won 3
Neutral vs. ranked opp.	Won 1
Neutral vs. unranked opp.	Won 4

GOING ON THE OFFENSIVE

"This is a different Badgers team...This isn't your knockdown, drag-out, rough it up Badgers. They can do that too, but they can also outscore you."

- Stephen Bardo, FOX Sports

- The Badgers are averaging 71.0 ppg, which would be the team's 2nd-highest mark under Gard and the most since averaging 72.4 ppg during the 2016-17 season.
- According to KenPom.com, the Badgers have an adjusted offensive tempo of 66.9 possessions per game, which would be the team's fastest mark since he began tracking the stat in the 2001-02 season.
- Dating back to 2002, UW's second-fastest team was the 2005-06 squad that had an adjusted tempo of 65.2.
- To put it another way, 21.7% of UW's initial shot attempts (excluding FGAs off O-Reb.) have come in the first 10 seconds of the shot clock, the team's highest in at least 10 years.

ROAD WARRIORS

Wisconsin is 12-2 away from home, including an impressive 9-2 mark in true road games.

- UW owns the most true road wins (9) and most wins away from home (12) among all Big Ten teams.
- UW's 9 true road wins are tied with USC for most among major conference teams.
- UW's 12 road/neutral wins are also tied with USC for most among major conference teams.
- Wisconsin won games at Purdue, at Michigan State and at Indiana in the same season for the first time in school history.
- The Badgers are the first team to win at Mackey Arena, Breslin Center and Assembly Hall in the same season since Ohio State in 2010.
- UW also just recently earned a win at Rutgers.
- Under Greg Gard, the Badgers own a 41-36 (.532) record on the road overall, including 37-29 (.561) in Big Ten games.
- In fact, no Big Ten team has a better league road record than Wisconsin since 2016.

Big Ten Road Record, Since 2016 (thru 2022 season)

Team	Record	Pct.
1. Wisconsin	36-29	.554
2. Purdue	35-30	.539
Michigan State	35-30	.539
4. Michigan	31-31	.500

- Under Gard, Wisconsin has 8 road wins over ranked teams, including a win at No. 3 Purdue and at No. 17 Michigan St. earlier this season.
- UW has already surpassed last season's win total in road/neutral games. The Badgers were 7-8 away from home in 2020-21.

DAVISON BECOMING A LEGEND

Senior **Brad Davison** is back for a 5th season and enjoying the best season of a career that is shaping up to be one of the best in Wisconsin Basketball history.

- Davison is 1 of just 4 players in Wisconsin history to accumulate 1,500 points, 500 rebounds and 300 assists, joining Michael Finley, Nigel Hayes and Ethan Happ.
- With five 3-pointers at Nebraska (1/27), Davison became Wisconsin's all-time 3-point leader. Davison now has 296 3FGs, surpassing Bronson Koenig (270) on the all-time chart.
- A Second-Team All-Big Ten honoree this year, Davison is enjoying the finest offensive season of his career, ranked 2nd on UW and 18th in the Big Ten avg 14.2 ppg.
- He leads UW with a 2.2 assist-to-turnover ratio, Davison has 58 assists to 26 turnovers.
- Davison is 5th in the Big Ten averaging 2.5 triples per game, shooting 34.7% 3FG (74-213).
- Davison has recorded eight 20-point games this season, most recently scoring 20 points vs. Nebraska (3/6). It's just the latest in a career full of signature performances:

DAVISON'S TOP-5 SCORING OUTINGS

- 30 pts (8 3s) at Nebraska in 2020
- 30 pts (7 3s) vs Michigan State in 2018
- 29 pts (5 3s) vs. N. Carolina in 2021 NCAAAs
- **27 pts (5 3s) at Georgia Tech on Dec. 1, 2021**
- 26 pts (6 3s) at Western Kentucky in 2019
- He leads the B1G shooting 87.4% (97-111) FT.
- For his career, Davison ranks 4th in UW history shooting 84.2% at the charity stripe.
- Davison has been an ironman during his Wisconsin career, appearing in all 158 games he has been eligible (154 straight starts).
- Davison has now climbed up to 6th place on Wisconsin's all-time scoring list and needs 67 points to crack the top five all-time at UW:

CAREER POINTS

4.	1,857	Nigel Hayes	2014-17
5.	1,854	Danny Jones	1987-90
6.	1,788	Brad Davison	2017-present
7.	1,745	Claude Gregory	1978-81
8.	1,736	Rick Olson	1983-86

- Davison also ranks in UW's career annals for:
 - 1st - Games Started (154)
 - 1st - Games Played (158)
 - 1st - 3-Pt Field Goals (296)
 - 1st - 3-Pt Field Goal Att. (824)
 - 1st - Minutes Played (5,038)
 - T-4th - Free Throw % (.842, 394-468)
 - 8th - Assists (332)
 - 9th - Steals (156)

2021-22 BIG TEN STANDINGS

Team	Conf.	Overall
Illinois (#16)	15-5	22-8
Wisconsin (#12)	15-5	24-6
Purdue (#9)	14-6	25-6
Rutgers (RV)	12-8	18-12
Iowa (#24)	12-8	22-9
Ohio State (RV)	12-8	19-10
Michigan State	11-9	20-11
Michigan	11-9	17-13
Indiana	9-11	18-12
Maryland	7-13	15-16
Penn State	7-13	12-16
Northwestern	7-13	14-15
Minnesota	4-16	13-16
Nebraska	4-16	10-21

RECORDS THRU MARCH 6, 2022

AP TOP 25 (WEEK 17 - 3/7/22)

Team	Record	Points
1 Gonzaga (52)	24-3	1514
2 Arizona (6)	28-3	1435
3 Baylor (3)	26-5	1402
4 Auburn	27-4	1331
5 Kentucky	25-6	1306
6 Kansas	25-6	1170
7 Duke	26-5	1100
8 Villanova	23-7	1096
9 Tennessee	23-7	967
Purdue	25-6	967
11 Providence	24-4	1021
12 Wisconsin	24-6	951
13 UCLA	23-6	737
14 Texas Tech	23-8	730
15 Arkansas	24-7	687
16 Illinois	22-8	612
17 Saint Mary's	24-6	506
18 Houston	26-5	502
19 Murray State	30-2	424
20 UConn	22-8	370
21 USC	25-6	279
22 Texas	21-10	216
23 Colorado State	24-4	194
24 Iowa	22-9	189
25 North Carolina	23-8	56

Others receiving votes: Boise State 49, South Dakota State 32, Memphis 26, San Diego State 24, LSU 22, Loyola Chicago 16, Ohio State 16, Seton Hall 9, San Francisco 9, Rutgers 8, Alabama 7, Notre Dame 4, Vermont 3, Longwood 1, Davidson 1

TOP-10 TAKEDOWNS

Wisconsin's season sweep of Purdue (#3 and #8 in two meetings) were just the latest in a long line of top-10 takedowns under coach Greg Gard.

- In fact, the Badgers have 10 wins over top-10 teams under Gard, including 6 such wins away from home (4 on the road):

Wins Over Top-10 Opponents Under Greg Gard

Opponent	Score	Date
#8 vs. Purdue	70-67	3/1/22
#3 at Purdue	74-69	1/3/22
#5 at Ohio State	61-57	1/3/20
#2 Michigan	64-54	1/19/19
#6 Purdue	57-53	2/14/18
#1 vs. Villanova (NCAA)	65-62	3/18/17
#9 vs. Xavier (NCAA)	66-63	3/20/16
#8 at Iowa	67-59	2/24/16
#2 at Maryland	70-57	2/13/16
#4 Michigan State	77-76	1/17/16

BATTLE-BACK BADGERS

"Hopefully nobody left early. If they did, that will teach them not to give up on this team."

Those were the words from head coach **Greg Gard** after the Badgers' historic 22-point comeback win vs. Indiana (12/8). Wisconsin has shown an impressive resiliency all season long.

- UW has won 4 games when trailing by double digits this season, including 3 second-half comebacks of 10+ points.
 - UW has 3 second-half, double-digit comebacks for the first time in the same season since 1999-00. That year, UW came back from 15 (vs. ILL), 13 (at IOWA) and 12 points (vs. IND).
- Hosting Indiana (12/8), Wisconsin was down by as many as 22 points, including 18 in the second half before pulling out a 64-59 win.
 - UW's 22-pt comeback matched the largest in school history. UW also erased a 22-point deficit in an 82-81 OT win vs. Ohio State in 1976.
 - In that game, the Badgers also equaled the team's greatest 2nd-half comeback (18).
- UW trailed Nicholls by 12 points with 18:40 left in the 2nd half before winning, 71-68.
- In the Maui Invitational championship game, the Badgers trailed Saint Mary's by 10 (37-27) with ~16:00 left before claiming a 61-55 win.
- Wisconsin trailed Texas A&M by 16 (26-10) in the first half, before putting together a 51-9 run to storm back for a 69-58 win.

WALL-TO-WAHL PLAYER

"Tyler Wahl is one of the best defenders in the country. The box score doesn't truly indicate his value." - Jay Bilas, ESPN

- Wahl had ESPN's Jay Bilas singing his praises after an All-Tournament Team performance during the Maui Invitational in Las Vegas.
 - In 3 games, Wahl averaged 11.0 ppg (18 pts and 4 blk in championship game), plus 5.3 rpg.
- More recently, Wahl has found his scoring stride with double figures 16 of his last 19.
 - That includes a career-high 23 points vs. Rutgers (2/12). Wahl shot 9-for-14 from the

floor, including 1-1 3FG, 4-5 FT. He also tallied 3 rebounds, 2 assists and 2 steals.

- Wahl also had 20-point outings at Maryland (21 pts) and vs. #16 Ohio State (20 pts), which marked the first 20-pt games of his career.
- Wahl scored the game-winning basket with 31sec left to beat Penn State, 51-49, on Feb. 5.
- Wahl led UW in scoring vs. #8 Purdue (3/1), finishing with 19 points (8-14 FG) and 5 steals.
- He did not play vs. Michigan St (1/21) - injury.
- On the year, Wahl ranks 3rd on the team in scoring (11.6 ppg) and 2nd in rebounding (5.8 rpg). He leads the team shooting 52.2% FG.
- Wahl is tied for the team lead with 23 blocks, while ranked 2nd for UW in steals (33).
- Wahl has improved in each of his 3 seasons:

Wahl Year-by-Year

Year	PPG	RPG	FG%	FT%
2019	2.6	2.6	.430	.389
2020	5.2	4.3	.436	.567
2021	11.6	5.8	.522	.707

GARD'S GUIDANCE

"Greg Gard is sitting at that table for National Coach of the Year." - Matt Norlander (CBS), Jan. 7, 2022

In his 7th season as head coach, **Greg Gard** has guided the Badgers to one of their best starts. That's just the latest line on a resume that stacks up among the Big Ten's best of the last 40 years.

- Gard has guided the Badgers to a record of 143-76 (.653), the 4th-highest win total and 3rd-highest win percentage in UW annals.

Best Win Pct, Wisconsin Coaches (min. 50 wins)

Coach (School, Years)	Record	Pct.
1. Bo Ryan (2002-15)	364-130	.737
2. Walter Meanwell (1912-17, '21-34)	246-99	.712
3. Greg Gard (2016-present)	143-76	.653
4. Dick Bennett (1996-2000)	94-68	.580
5. Bud Foster (1935-59)	265-267	.498

- With a conference record of 84-50, Gard's .627 win percentage is tied 6th among Big Ten coaches of the last 40 years (since 1980).

Best Win Pct, B1G Coaches w/ 50+ Wins (since 1980)

Coach (School, Years)	Record	Pct.
1. Bo Ryan, WIS (2002-15)	172-68	.717
2. Bob Knight, IND (1972-2000)	353-151	.700
3. Tom Izzo, MSU (1995-)	322-151	.681
4. Thad Matta, OSU (2005-17)	150-78	.658
5. Mark Turgeon, MD (2015-21)	90-50	.643
6. Greg Gard, WIS (2016-)	84-50	.627
Matt Painter, PUR (2005-)	193-115	.627
8. Gene Keady, PUR (1981-05)	265-169	.611

(thru games played March 6, 2022)

BY ANY MEANS NECESSARY

Wisconsin is off to its best start in years and has done so by winning in a variety of ways.

- **Wire-to-wire:** Never trailed vs. Ohio State or Houston and led for the final 38:05 vs. Iowa.
- **Rally from behind:** Wisconsin matched its largest comeback in school history by erasing a 22-point deficit vs. Indiana, plus a 16-pt hole vs. Texas A&M, 12-pt deficit vs. Nicholls, 10-pt deficit against Saint Mary's and 7-pt second-half deficits at Purdue and Indiana.
- **Win big:** Double-digit wins over Ohio State (10), Marquette (13) and Texas A&M (11).
- **Win close:** 15-2 in games decided by 6 or fewer points.
- **Win with offense:** UW scored over 80 in wins against Marquette, Iowa and Northwestern and 78 points vs. OSU.
- **Win with defense:** Wisconsin has held 7 teams at or below 60 points, including Indiana, Penn State, Saint Mary's and Texas A&M.

CHUCKY AT THE POINT

"Chucky brings a vision and a feel to the floor that we've only had with a few guys the 20 years I've been here...He's a natural at it." - Greg Gard

- An Big Ten All-Freshman Team honoree, point guard **Chucky Hepburn** has started every game for the Badgers this season.
- Hepburn is averaging 8.1 ppg while leading the team in assists (68) and steals (35).
 - Hepburn is trying to become just the 5th true freshman at UW to average 8.0 ppg in the last 25 years (more Page 8).

Wisconsin Leading Scorers, True Freshman (since 1997)

Player (Years)	PPG	APG
1. Devin Harris (2002)	12.3	1.8
2. Brad Davison (2018)	12.1	2.5
3. Alando Tucker (2003)	12.0	1.1
4. Sam Dekker (2013)	9.6	1.3
5. Chucky Hepburn (2022)	8.1	2.2

- Hepburn's heroics lifted Wisconsin past #8 Purdue on March 1, hitting a go-ahead 3-pointer with 1.5 seconds left. He finished with a career-high 17 pts (4-6 3FG).
- He has scored double figures 11 times this season and UW is 11-0 in those games.
- In recent road wins at #17 Michigan State and at Indiana, Hepburn averaged 9.5 ppg with 6 assists and zero turnovers in 67 minutes.
 - Over the last 8 games, Hepburn has just 7 turnovers in 272 minutes played.
- Hepburn is maintaining a 1.9 assist-to-turnover ratio with 68 dimes and 36 turnovers.
- Since 2010, Hepburn trails only Josh Gasser for the best assist-to-turnover ratio by a Badger in his freshman season.

Assist-to-Turnover Ratio in First Season (min. 30 ast)

Player (Years)	Ast	TO	Ratio
1. Josh Gasser (2010-11)	75	30	2.5
2. Chucky Hepburn (2021-22)	68	36	1.9
3. D'Mitrik Trice (2016-17)	63	37	1.7
4. Brad Davison (2017-18)	83	59	1.4

CROWL COMING ON

Playing in 12 games and a total of 39 minutes last season, sophomore forward **Steven Crowl** has started all 30 games this season, continuing to develop and grow his game with experience.

- Over the last 7 games, Crowl is averaging 9.6 points per game shooting 55.1% from the floor and 8-for-10 FT.
- Crowl has reached double-figure scoring in 7 of the last 14 games for Wisconsin. He's scored 9+ points in 12 of the last 17 games.
- Wisconsin is 12-1 in games this season when Crowl scores in double figures.
- Crowl ranks 2nd for UW shooting 50.0% FG. In Big Ten play, that number climbs to 53.1% FG (69-130), including 32.6% 3FG.
- He is shooting 80.0% (36-45) at the free throw line, including 87.0% in Big Ten play.
- Crowl led UW in scoring at Minnesota (2/23) with 20 points - 1 short of his career high - shooting 7-for-9 FG and 5-6 FT, plus 7 boards.
- Crowl scored a season-high 21 points vs. Illinois State (12/29), shooting 7-for-8 FG (2-2 3FG). He also grabbed 7 rebounds that game.

MAUI INVITATIONAL CHAMPS

Wisconsin claimed its first-ever Maui Invitational championship last week in Las Vegas. UW became the first Big Ten school to win the Maui Invitational since Illinois in 2012.

- **Johnny Davis** was named tournament MVP after averaging 23.7 ppg and 6.7 rpg.
- **Tyler Wahl** averaged 11.0 ppg and 5.3 rpg to earn All-Tournament honors.

WISCONSIN 69, TEXAS A&M 58

- Trailing by as many as 16 in the first half, UW used two big runs of 15-1 and 15-3 to take the lead never look back in the win.
- Davis tallied a career-high 20 points and 9 rebounds, with Davison adding 19 points (6-6 FT) and 7 rebounds.

WISCONSIN 65, #12 HOUSTON 63

- Wisconsin jumped to a 13-0 lead and shot a season-high 49.6% FG (57.1% in 1H). The Badgers turned it over just 9 times. Houston entered averaging 17.0 forced TOs per game.
- UW held Houston to just 20 first-half points.
- Davis scored a then-career-high 30 points, while Davison and Wahl each added 9 points.

WISCONSIN 61, SAINT MARY'S 55

- UW erased a 10-point second-half deficit (37-27 with 15:58 left).
- Davis had 20 points and 7 rebounds, while Tyler Wahl added a career-high 18 points, 5 rebounds and 4 blocks.

WINNING AT WISCONSIN

With a record of 24-5, the Badgers have reached the 20-win milestone yet again. Since 2003, Wisconsin has won at least 20 games in 17 of 20 seasons, including a school-record 36 wins in 2014-15.

Greg Gard has five 20-win seasons on his ledger with a high of 27 wins in 2016-17, a mark that ranks 5th in UW history.

Wisconsin Record Book, Single-Season Wins

1.	36	2014-15	10.	24	2021-22
2.	31	2007-08	24	2002-03	
3.	30	2006-07	24	2009-10	
	30	2013-14	13.	23	2012-12
5.	27	2016-17	23	2018-19	
6.	26	2011-12	15.	22	2015-16
7.	25	2004-05	22	1998-99	
8.	25	2010-11	22	1999-00	
	25	2003-04	18.	21	2019-20

BADGERS' ATTENDANCE IS B1G

- This season, the Badgers have played in front of an average of 16,453 fans at their home games this season. That leads the Big Ten and ranks 7th nationally.
- Including the last season in which fans were allowed (2019-20), Wisconsin has led the Big Ten in attendance in 14 of the last 18 seasons and has finished among the nation's top 7 in each of the last 20 years.

UW Attendance (Kohl Center era: 1998-2022)

Year	Average	B1G Rank	NCAA
1997-98*	13,335	7th	22nd
1998-99	15,770	2nd	10th
1999-00	16,163	3rd	11th
2000-01	16,811	2nd	7th
2001-02	15,528	3rd	6th
2002-03	16,930	1st	6th
2003-04	17,142	1st	6th
2004-05	17,142	1st	5th
2005-06	17,142	1st	7th
2006-07	17,190	2nd	7th
2007-08	17,190	1st	7th
2008-09	17,230	1st	6th
2009-10	17,230	1st	6th
2010-11	17,230	1st	7th
2011-12	17,181	1st	5th
2012-13	16,843	2nd	7th
2013-14	17,104	2nd	7th
2014-15	17,279	1st	5th
2015-16	17,287	2nd	6th
2016-17	17,287	1st	6th
2017-18	17,272	1st	5th
2018-19	17,170	1st	5th
2019-20	16,912	1st	6th
2020-21^	--	--	--
2021-22	16,453	1st	7th

* Wisconsin played 8 of its 15 home games at the UW Field House (capacity 11,500)

^ Wisconsin did not allow spectators due to the COVID-19 pandemic

WISCONSIN BASKETBALL RECORD BOOK WATCH

INDIVIDUAL CAREER

POINTS

1.	2,217	Alando Tucker	2003-07
2.	2,147	Michael Finley	1992-95
3.	2,130	Ethan Happ	2016-19
4.	1,857	Nigel Hayes	2014-17
5.	1,854	Danny Jones	1987-90
6.	1,788	Brad Davison	2017-present
7.	1,745	Claude Gregory	1978-81
8.	1,736	Rick Olson	1983-86
9.	1,545	Trent Jackson	1986-89
10.	1,533	Jordan Taylor	2009-12

3-POINT FIELD GOALS

1.	296	Brad Davison	2017-present
2.	270	Bronson Koenig	2014-17
3.	244	D'Mitrik Trice	2016-2021
4.	235	Ben Brust	2011-14
5.	227	Tim Locum	1988-91

3-POINT FIELD GOAL ATTEMPTS

1.	824	Brad Davison	2017-present
2.	695	Bronson Koenig	2014-17
3.	641	D'Mitrik Trice	2016-2021
4.	631	Michael Finley	1992-95
5.	606	Ben Brust	2011-14

ASSISTS

5.	388	Mike Heineman	1984-87
6.	371	Michael Finley	1992-95
7.	344	Mike Kelley	1998-01
8.	332	Brad Davison	2017-present
9.	335	Tom Molaski	1986-89
10.	319	Nigel Hayes	2014-17

ASSIST-TO-TURNOVER RATIO

6.	2.03 (388-191)	Mike Heineman	1984-87
7.	1.92 (296-154)	Bronson Koenig	2014-17
8.	1.91 (332-173)	Brad Davison	2018-present
9.	1.90 (501-263)	Tracy Webster	1992-94
10.	1.86 (335-180)	Tom Molaski	1986-89

STEALS

5.	171	Michael Flowers	2005-08
6.	169	Mike Wilkinson	2002-05
7.	168	Michael Finley	1992-95
8.	164	Devin Harris	2002-04
9.	156	Brad Davison	2017-present
10.	151	Trent Jackson	1986-89

FREE THROWS

4.	433	Claude Gregory	1978-81
5.	408	Clarence Sherrod	1969-71
	408	Danny Jones	1987-90
7.	394	Mike Wilkinson	2002-05
	394	Brad Davison	2017-present
9.	373	Jordan Taylor	2009-12
10.	369	Ethan Happ	2016-19

FREE THROW PCT. (MIN. 175 FTAS)

1.	.870	Rick Olson (260-299)	1983-86
2.	.856	Tim Locum (166-194)	1988-91
3.	.848	Jason Bohannon (228-269)	2007-10
4.	.842	Brad Davison (394-468)	2017-present
5.	.837	Josh Gasser (292-349)	2011-15

GAMES STARTED

1.	154	Brad Davison	2017-present
2.	144	Josh Gasser	2011-15
3.	139	Ethan Happ	2016-19

GAMES PLAYED

1.	158	Brad Davison	2017-present
2.	150	Nigel Hayes	2014-17
3.	148	Josh Gasser	2011-15
	148	Bronson Koenig	2014-17

MINUTES PLAYED

1.	5,038	Brad Davison	2017-present
2.	4,774	Josh Gasser	2011-15
3.	4,446	Nigel Hayes	2014-17

WINS PLAYED IN

1.	117	Josh Gasser	2011-15
2.	115	Nigel Hayes	2014-17
3.	114	Frank Kaminsky	2012-15
	114	Bronson Koenig	2014-17
5.	100	Joe Krabbenhoft	2006-09
	100	Brad Davison	2017-Present

COACHING WINS, OVERALL

1.	364-130 (.737)	Bo Ryan (2002-15)
2.	265-267 (.498)	Harold Foster (1935-59)
3.	246-99 (.712)	Walter Meanwell (1912-17, '21-34)
4.	143-76 (.653)	Greg Gard (2016-present)
5.	128-165 (.437)	Steve Yoder (1983-92)
6.	100-114 (.467)	John Erickson (1960-68)

COACHING WINS, BIG TEN

1.	172-68 (.717)	Bo Ryan (2002-15)
2.	158-80 (.660)	Walter Meanwell (1912-17, '21-34)
3.	143-182 (.440)	Harold Foster (1935-59)
4.	84-50 (.627)	Greg Gard (2016-present)
5.	52-74 (.413)	John Erickson (1960-68)

INDIVIDUAL SEASON

POINTS

10.	589	Ethan Happ	2019
11.	588	Alando Tucker	2006
12.	574	Trent Jackson	1989
13.	571	Rick Olson	1986
14.	570	Clarence Sherrod	1971
15.	559	Johnny Davis	2022
16.	556	Sam Dekker	2015

SCORING AVERAGE

1.	23.8	Clarence Sherrod	1970-71
2.	22.7	Joe Franklin	1967-68
3.	22.4	Clarence Sherrod	1969-70
4.	22.1	Michael Finley	1992-93
5.	20.5	Michael Finley	1994-95
6.	20.4	Claude Gregory	1981
	20.4	Rick Olson	1986
	20.4	Danny Jones	1989
	20.4	Michael Finley	1994
10.	20.2	Dick Cable	1955
11.	20.0	Johnny Davis	2021-22

3-POINT FIELD GOALS

1.	103	Bronson Koenig	2017
2.	96	Ben Brust	2014
3.	83	Bronson Koenig	2016
4.	79	Ben Brust	2013
5.	78	Sean Mason	1999
6.	76	D'Mitrik Trice	2019
7.	75	Tracy Webster	1992
	75	Devin Harris	2004
	75	Jordan Taylor	2011
10.	74	Trent Jackson	1988
	74	Jon Bryant	2000
	74	Trévon Hughes	2010
	74	Brad Davison	2017-present

FREE THROW PCT. (MIN. 50 MADE FTS)

1.	.905	Brian Good (57-63)	1990
	.905	Bronson Koenig (57-63)	2017
3.	.899	Ben Brust (80-89)	2014
4.	.894	Rick Olson (59-66)	1984
5.	.890	Rick Olson (72-82)	1985
6.	.888	Wes Matthews (127-143)	1980
7.	.882	Rick Olson (97-110)	1986
8.	.874	Brad Davison (97-111)	2022
9.	.873	Jason Bohannon (62-71)	2010

CONSECUTIVE FREE THROWS MADE

1.	39	Jason Bohannon	2008
2.	35	Wes Matthews	1980
3.	30	Rick Olson	1984
4.	28	Brad Sellers	1983
	28	Tracy Webster	1993
6.	27	Dick Miller	1956
7.	26	Clarence Sherrod	1970
	26	Jon Leuer	2011
9.	25	Roy Boone	2001
	25	Brad Davison	2022

TEAM SEASON

SEASON WIN TOTAL

1.	36-4	.900	2014-15
2.	31-5	.861	2007-08
3.	30-6	.833	2006-07
	30-8	.789	2013-14
5.	27-9	.750	2016-17
6.	26-10	.722	2011-12
7.	25-9	.735	2004-05
	25-9	.735	2010-11
	25-7	.781	2003-04
10.	24-8	.750	2002-03
	24-9	.727	2009-10
	24-6	.800	2021-22

BIG TEN WIN TOTAL

1.	16-2	.889	2014-15
	16-2	.889	2014-15
3.	15-5	.750	2021-22
4.	14-6	.700	2018-19
	14-6	.700	2019-20

FEWEST TURNOVERS PER GAME

1.	7.4	296 in 40 games	2014-15
2.	7.6	258 in 34 games	2010-11
3.	8.1	307 in 38 games	2013-14
4.	8.6	258 in 30 games	2021-22
5.	8.8	289 in 33 games	2009-10
6.	8.9	320 in 36 games	2011-12

INDIVIDUAL SINGLE GAME

3-POINT FIELD GOALS

1.	8	Bronson Koenig vs. Va. Tech	3/16/17
	8	Brad Davison at Nebraska	2/15/20
3.	7	15 times; Most recent: D'Mitrik Trice vs. Oklahoma	11/22/18

BIG TEN RECORDS – CAREER

3-POINT FIELD GOALS

6.	327	Cory Bradford (Illinois)	1998-02
7.	320	Craig Moore (Northwestern)	2006-09
8.	317	Talor Battle (Penn State)	2008-11
9.	308	Joe Crispin (Penn State)	1998-01
10.	307	Trent Frazier (Illinois)	2017-present
--	296	Brad Davison (Wisconsin)	2017-present

COACHING WINS, BIG TEN

27.	92-122 (.430)	Ray Eddy, PUR	1951-65
	92-71 (.564)	Lute Olson, IOWA	1975-83
29.	89-65 (.578)	Bruce Weber, ILL	2004-12
30.	88-47 (.652)	Doug Mills, ILL	1937-47
31.	86-68 (.558)	O.B. Cowles, MINN	1948-59
32.	84-50 (.627)	Greg Gard, WIS	2016-present
33.	83-89 (.483)	Jim Dutcher, MINN	1975-86
34.	81-48 (.628)	Mark Turgeon, MD	2011-19



THE GARD FILE

- Career Record (7th Season): 143-76 (.653)
- Record at Wisconsin (7th Season): 143-76 (.653)
- Big Ten Record (7th Season): 84-50 (.627)
- NCAA Tournament Appearances/Record: 4 / 5-4 (.556)
- Hometown: Cobb, Wis.
- Alma Mater: UW-Platteville, 1995 (Physical & Health Ed)
- Master's Degree: UW-Platteville, 2007 (Counselor Ed)
- Family: Wife, Michelle
Daughters, Mackenzie and Peyton; Son, Isaac

COACHING EXPERIENCE

Position	School	Years
Assistant Coach	Southwestern (Wis.) HS	1990-93
Assistant Coach	Platteville (Wis.) HS	1993-94
Assistant Coach	UW-Platteville	1993-99
Assistant Coach	UW-Milwaukee	1999-01
Assoc. Head Coach	Wisconsin	2001-15
Head Coach	Wisconsin	2015-Present

CAREER HIGHLIGHTS

Date	Highlight
Dec. 15, 2015	Assumed role of interim head coach upon the retirement of Bo Ryan
Dec. 23, 2015	First career win, 84-79, vs. Green Bay
Jan. 2, 2016	First Big Ten win, 79-57, vs. Rutgers
Jan. 17, 2016	First ranked win, 77-76, vs. #4 MSU
Jan. 26, 2016	UW claimed 82-79 overtime win over eventual Big Ten champion #19 Indiana
Feb. 13, 2016	First road win over ranked team, 70-57, at #2 Maryland
March 7, 2016	Officially named Wisconsin head coach
March 18, 2016	First NCAA tournament win, 47-43, against 10th-seeded Pittsburgh
April 4, 2016	Jim Phelan National Coach of the Year
March 18, 2017	Led UW to over No. 1 team in the nation Villanova in NCAA tournament
Feb. 15, 2018	UW knocked off #6 Purdue, 57-53
Jan. 19, 2019	UW tops #2 Michigan, 64-54
Jan. 3, 2020	UW won at #5 Ohio State, 61-47
March 7, 2020	Leads UW to Big Ten championship with 60-56 win at Indiana
March 9, 2020	2020 Big Ten Coach of the Year
Nov. 24, 2021	UW wins first Maui Invitational title
Jan. 3, 2022	UW wins at #3 Purdue, 74-69
March 1, 2022	Leads UW to Big Ten championship with 70-67 win over #8 Purdue
March 8, 2022	2022 Big Ten Coach of the Year

2022 BIG TEN COACH OF THE YEAR

In just his seventh year as a head coach, Greg Gard has already put himself in the conversation of the nation's top coaches. A two-time Big Ten Coach of the Year and the 2016 Jim Phelan National Coach of the Year, Gard has led Wisconsin to a pair of Big Ten regular-season championships and has the Badgers poised to qualify for their sixth NCAA tournament in seven years.

A coaching veteran of more than 30 years, Gard earned 2022 Big Ten Coach of the Year after helping Wisconsin win a share of the conference championship. That marked the team's second Big Ten title in the last three seasons, also winning it in 2020.

Wisconsin has enjoyed incredible postseason success on Gard's watch also, reaching the NCAA tournament in five of his first six seasons (Big Ten automatic qualifier status in canceled 2020 Big Dance, due to COVID pandemic).

Gard's postseason ledger includes a pair of Sweet 16 appearances in each of his first two seasons at the helm. In fact, Gard is just the third coach in the last 20 years to pilot his team to the Sweet 16 in each of his first two seasons, joining UCLA's Steve Lavin (1996-97) and Gonzaga's Mark Few (2000-01).

Entering the 2021-22 season, Gard has posted a record of 119-70, the second-fastest (157 games) Wisconsin coach to 100 overall wins in the NCAA tournament era. He has also guided UW to a 69-45 record in the Big Ten. His .605 conference win percentage ranked eighth among Big Ten coaches in the last 40 years.

After initially taking over on an interim basis midway through the 2015-16 season, Gard would go on to win the Jim Phelan National Coach of the Year Award that season and was officially named head coach of the Badgers on March 7, 2016.

Gard's leadership during the 2019-20 season might have been his best. After opening 5-5 overall and 5-5 in the Big Ten, Wisconsin won nine of its last 10 games, including its final eight games of the season to win a share of the 2020 conference championship and claim the No. 1 seed for the later canceled Big Ten tournament.

In his inaugural season as head coach, Gard led the Badgers to the 2016 NCAA Tournament Sweet 16, becoming just the second-ever first-year coach to win the Jim Phelan National Coach of the Year award. He followed that up by leading UW to the fifth-highest single-season win total in school history (27-10) and making a second-consecutive visit to the Sweet 16, including a signature win in the NCAA tournament, knocking off the nation's No. 1 team Villanova.

In 2018-19, Gard piloted the Badgers back to the Big Dance, posting a 23-11 overall record and 14-6 in the Big Ten. UW won 14 conference games for just the 3rd time in school history.

During his tenure as head coach, Gard has helped a trio of players reach first-team All-Big Ten status: Nigel Hayes (2016), third-team All-American Ethan Happ (2017, 2018 and 2019) and first-team All-American Johnny Davis (2022).

Gard served as an assistant at Wisconsin for 14-plus seasons, serving as the Badgers' recruiting coordinator in addition to constructing the team schedules and serving as director of the Badger Boys Basketball Camps.

Gard helped guide the Badgers to back-to-back Final Fours in 2014 and 2015, and in 2015 UW reached its first national championship game since 1941.

In fact, Gard has been on the bench for each of the top 13 winningest seasons at Wisconsin.

Prior to coming to Wisconsin in 2001, Gard spent the previous two seasons as Ryan's assistant at UW-Milwaukee. Previously, Gard served as an assistant coach to Ryan at UW-Platteville from 1993-99. During Gard's years on the Pioneer staff, UWP compiled a 161-13 (.925) record and won three NCAA Division III titles, five straight WIAC championships and appeared in six consecutive NCAA tournaments.

Gard is a 1995 graduate of UW-Platteville with a degree in physical and health education. He received a master's degree in counselor education from Platteville in 2007. Gard and his wife, Michelle, have two daughters, Mackenzie and Peyton, and a son, Isaac.

GARD YEAR-BY-YEAR

Year	School	Record	Pct.	Conf.	Record	Place	Postseason
2015-16	Wisconsin	15-8	.652	Big Ten	12-6	T-3rd	NCAA Sweet 16
2016-17	Wisconsin	27-10	.730	Big Ten	12-6	T-2nd	NCAA Sweet 16
2017-18	Wisconsin	15-18	.455	Big Ten	7-11	9th	--
2018-19	Wisconsin	23-11	.676	Big Ten	14-6	4th	NCAA First Round
2019-20	Wisconsin	21-10	.677	Big Ten	14-6	T-1st	Postseason canceled
2020-21	Wisconsin	18-12	.600	Big Ten	10-10	6th	NCAA Second Round
2021-22	Wisconsin	24-6	.800	Big Ten	15-5	T-1st	
Totals (7 seasons)		143-76	(.653)		84-50	(.627)	4 NCAA appearances

GARD vs. DIVISION I TEAMS

Team	Home	Away	Neut.	Total	Team	Home	Away	Neut.	Total
Arkansas-Pine Bluff	1-0	0-0	0-0	1-0	North Carolina	0-0	0-0	1-1	1-1
Baylor	0-0	0-0	0-2	0-2	North Carolina State	1-0	0-1	0-0	1-1
Central Arkansas	1-0	0-0	0-0	1-0	Northwestern	3-2	4-1	1-0	7-3
Chicago State	2-0	0-0	0-0	2-0	Notre Dame	0-0	0-0	0-1	0-1
Coppin State	1-0	0-0	0-0	1-0	Ohio State	4-2	2-2	0-0	6-4
Creighton	0-0	0-1	0-0	0-1	Oklahoma	1-0	0-0	1-0	2-0
Eastern Illinois	2-0	0-0	0-0	2-0	Oregon	0-0	0-0	0-1	0-1
Florida	0-0	0-0	0-1	0-1	Penn State	4-0	4-1	1-0	9-1
Florida A&M	1-0	0-0	0-0	1-0	Pittsburgh	0-0	0-0	1-0	1-0
Georgetown	0-0	0-0	1-0	1-0	Prairie View A&M	1-0	0-0	0-0	1-0
Georgia Tech	0-0	1-0	0-0	1-0	Providence	0-1	0-0	0-0	0-1
Grambling State	1-0	0-0	0-0	1-0	Purdue	3-2	1-5	0-0	4-7
Green Bay	6-0	0-0	0-0	6-0	Rhode Island	1-0	0-0	0-0	1-0
Houston	0-0	0-0	1-0	1-0	Rider	1-0	0-0	0-0	1-0
Houston Baptist	1-0	0-0	0-0	1-0	Richmond	0-0	0-0	0-1	0-1
Idaho State	1-0	0-0	0-0	1-0	Rutgers	4-1	1-2	1-0	6-3
Illinois	3-2	4-2	0-0	7-4	St. Francis Brooklyn	1-0	0-0	0-0	1-0
Illinois State	1-0	0-0	0-0	1-0	Saint Mary's	0-0	0-0	1-1	1-1
Indiana	6-0	3-2	1-0	9-2	Savannah State	1-0	0-0	0-0	1-0
Iowa	2-2	2-3	0-1	4-6	South Carolina State	1-0	0-0	0-0	1-0
Louisville	1-0	0-0	0-0	1-0	Stanford	0-0	0-0	1-0	1-0
Loyola	1-0	0-0	0-0	1-0	Syracuse	1-0	0-0	0-0	1-0
Marquette	2-1	1-2	0-0	3-3	Temple	0-0	0-1	0-0	0-1
Maryland	3-2	3-2	1-0	7-4	Tennessee	0-0	1-0	1-0	2-0
UMass Lowell	1-0	0-0	0-0	1-0	Texas A&M	0-0	0-0	1-0	1-0
McNeese State	1-0	0-0	0-0	1-0	UCLA	0-0	0-0	0-1	0-1
Michigan	4-2	1-3	0-1	5-6	Villanova	0-0	0-0	1-0	1-0
Michigan State	2-3	2-4	0-2	4-9	Virginia	0-0	0-1	0-1	0-2
Milwaukee	2-0	0-0	0-0	2-0	Virginia Tech	0-0	0-0	1-0	1-0
Minnesota	5-1	4-1	0-0	9-2	Western Kentucky	1-0	0-1	0-0	1-1
Nebraska	3-2	5-1	1-1	9-4	Xavier	0-1	1-0	1-0	2-1
New Mexico	0-0	0-0	0-1	0-1	Yale	1-0	0-0	0-0	1-0
Nicholls	1-0	0-0	0-0	1-0					
					Total	85-24	40-36	18-16	143-76

Junior | Guard | 6-4 | 196
Toronto, Ontario | Crestwood Prep (Wake Forest)



	SEASON	CAREER
GP/GS	20/1	70/10
10+ POINTS:	0	6
20+ POINTS:	0	0
3+ FGS MADE:	0	12
2+ ASSISTS:	1	28
2+ STEALS:	1	8
20+ MINUTES:	2	22
1,000 FT %:	3	13

Jahcobi Neath begins his first season with the Badgers after transferring from Wake Forest. The Toronto, Ontario native played the last two seasons for the Demon Deacons and had an immediate impact as a true freshman in 2019-20. Neath played in 30 games and started five, averaging 5.3 points and 2.2 assists per game his first season, shooting 42.2 percent from the floor, including 48 percent from 3-point range. Last season as a sophomore, Neath played in 20 games for Wake Forest and made four starts. He averaged 3.8 points and 1.7 assists in 15.8 minutes per game. Neath represented Canada at the U18 and U19 levels, playing internationally at the 2019 FIBA U19 World Cup. In high school, he played at Crestwood Prep in Toronto and led the Lions to the 2019 national championship, averaging 26 points, seven rebounds and four assists per game his senior season.

- **MICHIGAN (2/20/22):** Went 4-4 from the free throw line and scored six points off the bench in win
- **NICHOLLS (12/15/21):** Made his first start at Wisconsin, finishing with 9 points and a career-high 7 rebounds, plus 2 assists
- Played a career-high 34 minutes in a matchup against Pittsburgh (3/10/20) where he scored 6 points, secured 4 rebounds, and added 6 assists
- Posted back-to-back 16-point contests against Georgia Tech (2/19/20) and Duke (2/25/20)

POINTS: 9 vs. Nicholls (12/15/21)
FIELD GOALS: 3 vs. Nicholls (12/15/21)
FG ATTEMPTS: 6 vs. Nicholls (12/15/21)
3-POINT FGS: 1 (4x) MR vs. Purdue (3/1/22)
3-POINT FGAS: 3 (2x) MR vs. Purdue (3/1/22)
FREE THROWS: 4 vs. Michigan (2/20/22)
FT ATTEMPTS: 4 vs. Michigan (2/20/22)
REBOUNDS: 7 vs. Nicholls (12/15/21)
ASSISTS: 2 vs. Nicholls (12/15/21)
BLOCKS: --
STEALS: 2 vs. Marquette (12/4/21)
MINUTES: 27 vs. Nicholls (12/15/21)

POINTS: 16 (2x) MR vs. Duke (2/25/20)*
FIELD GOALS: 5 (2x) MR vs. Longwood (11/27/20)*
FG ATTEMPTS: 10 (2x) MR at BC (2/10/21)*
3-POINT FGS: 2 (2x) MR at NC State (1/27/21)*
3-POINT FGAS: 5 at Virginia Tech (2/27/21)*
FREE THROWS: 9 vs. Duke (2/25/20)*
FT ATTEMPTS: 12 vs. Duke (2/25/20)*
REBOUNDS: 7 vs. Nicholls (12/15/21)
ASSISTS: 6 (3x) MR vs. Del. St (11/25/20)*
BLOCKS: 1 (3x) MR vs. Duke (2/17/21)*
STEALS: 3 vs. Catawba (12/31/20)*
MINUTES: 34 vs. Pittsburgh (3/10/20)

Opponent	Date	gs	min	Total		3-Pointers		Free throws		Rebounds			pf	a	t/o	blk	stl	pts	avg	
				fg-fga	ptct	3fg-fga	ptct	ft-fa	ptct	off	def	tot								avg
ST. FRANCIS BROOKLYN	11/09/21	18	1-5	.200	0-0	.000	2-2	1.000	2	0	2	2.0	0	0	1	0	0	4	4.0	
at Georgia Tech	12/01/21	6	1-3	.333	0-1	.000	0-0	.000	0	0	0	1.0	0	0	0	0	2	3.0		
MARQUETTE	12/04/21	9	0-3	.000	0-2	.000	1-2	.500	0	1	1	1.0	3	1	0	0	2	1.3		
at Ohio St.	12/11/21	6	0-1	.000	0-0	.000	0-0	.000	0	1	1	1.0	0	1	0	0	0	1.8		
NICHOLLS ST.	12/15/21	* 27	3-6	.500	1-1	1.000	2-2	1.000	2	5	7	2.2	3	2	0	1	1	9.3	3.2	
at Purdue	01/03/22	2	0-1	.000	0-1	.000	1-2	.500	0	1	1	2.0	1	0	0	0	1	2.8		
IOWA	01/06/22	13	1-3	.333	0-1	.000	0-1	.000	1	3	4	2.3	1	1	1	0	0	2	2.7	
OHIO ST.	01/13/22	5	1-2	.500	1-1	1.000	0-0	.000	0	0	0	2.0	0	0	0	0	0	3	2.8	
at Northwestern	01/18/22	2	0-0	.000	0-0	.000	0-0	.000	0	0	0	1.8	0	0	0	0	0	0	2.4	
MICHIGAN ST.	01/21/22	11	1-3	.333	1-3	.333	0-0	.000	0	0	0	1.6	0	0	0	0	0	3	2.5	
at Nebraska	01/27/22	2	0-1	.000	0-0	.000	0-0	.000	0	0	0	1.5	0	0	0	0	0	0	2.3	
MINNESOTA	01/30/22	3	0-0	.000	0-0	.000	0-0	.000	0	0	0	1.3	0	1	0	0	0	0	2.1	
at Illinois	02/02/22	3	0-0	.000	0-0	.000	0-0	.000	1	0	1	1.3	0	0	0	0	0	0	1.9	
PENN ST.	02/05/22	9	0-0	.000	0-0	.000	0-0	.000	0	2	2	1.4	0	0	0	0	0	0	1.8	
at Michigan St.	02/08/22	13	0-1	.000	0-0	.000	0-0	.000	1	1	2	1.4	0	0	2	0	1	0	1.7	
RUTGERS	02/12/22	9	0-0	.000	0-0	.000	0-0	.000	0	1	1	1.4	3	0	1	0	0	0	1.6	
MICHIGAN	02/20/22	12	1-2	.500	0-1	.000	4-4	1.000	0	0	0	1.3	1	0	0	0	0	6	1.8	
at Rutgers	02/26/22	2	0-0	.000	0-0	.000	0-0	.000	0	0	0	1.2	0	0	0	0	0	0	1.7	
PURDUE	03/01/22	16	1-4	.250	1-3	.333	0-0	.000	1	3	4	1.4	0	0	0	0	0	3	1.8	
NEBRASKA	03/06/22	23	1-4	.250	0-2	.000	0-0	.000	0	1	3	1.5	1	1	0	0	0	2	1.8	
Totals		1	191	11-39	282	4-16	.250	10-13	.769	9	21	30	1.5	13	7	5	1	4	36	1.8

Overall				3-Point				Rebounding									
Year	GP-GS	Min/Avg	FG-FGA	Pct	FG-FGA	Pct	FT-FTA	Pct	Off-Def	Tot	Avg	PF-FO	Ast	TO	Blk	Stl	Pts/Avg
2019-20*	30-5	554/18.5	54-128	.422	12-25	.480	38-65	.585	7-49	56	1.9	49-0	67	53	1	15	158/5.3
2020-21*	20-4	316/15.8	25-70	.357	6-27	.222	19-21	.905	4-31	35	1.8	28-0	33	35	2	9	75/3.8
2021-22	20-1	191/9.6	11-39	.282	4-16	.250	10-13	.769	9-21	30	1.5	13-0	7	5	1	4	36/1.8
Total	70-10	1061/15.2	90-237	.380	22-68	.324	67-99	.677	20-101	121	1.7	90	107	93	4	28	269/3.8
*at Wake Forest																	
Conference				3-Point				Rebounding									
Year	GP-GS	Min/Avg	FG-FGA	Pct	FG-FGA	Pct	FT-FTA	Pct	Off-Def	Tot	Avg	PF-FO	Ast	TO	Blk	Stl	Pts/Avg
2019-20*	20-4	366/18.3	38-86	.442	10-18	.556	29-46	.630	6-30	36	1.8	36-0	42	31	0	8	115/5.8
2020-21*	17-3	252/14.8	16-50	.320	6-26	.231	9-11	.818	3-21	24	1.4	20-0	25	30	2	4	47/2.8
2021-22	16-0	149/9.2	6-22	.273	3-12	.250	5-7	.714	5-15	20	1.3	7-0	4	4	0	1	20/1.3
Total	53-7	731/14.1	60-158	.380	19-56	.339	43-64	.672	14-66	80	1.5	63-0	71	65	2	13	182/3.4

*Atlantic Coast Conference (ACC)

1 | JOHNNY DAVIS

Sophomore | Guard | 6-5 | 194

La Crosse, Wis. | La Crosse Central High School



Twitter: @JohnnyDavis | Instagram: @johnnydavis

INDIVIDUAL BENCHMARKS

	SEASON	CAREER
GP/GS	28/28	59/28
20+ POINTS:	15	15
30+ POINTS:	3	3
2+ 3-PTERS MADE:	9	10
10+ REBOUNDS:	5	5
3+ ASSISTS:	10	14
LED UW IN PTS:	18	20
LED UW IN REB:	17	23

GET TO KNOW JOHNNY

Sophomore Johnny Davis has established himself as one of the best players in college basketball. His midseason resume includes MVP honors at the Maui Invitational, nomination to the Wooden Award Midseason Top-25 Watch List, as well as a 37-point, 14-rebound virtuoso performance in a win at No. 3 Purdue. Last season, Davis played in all 31 games, averaging 24.4 minutes per game (fifth-most on the team). The 6-foot-5 guard averaged 7.0 points and 4.1 rebounds per game last season, including a season-high 17 points (6-7 FG, 4-4 3FG) in a win over Penn State. A four-star recruit by Rivals, Johnny Davis was named Wisconsin Mr. Basketball as a senior at La Crosse Central. He finished his high school career as Central's all-time leading scorer with 2,158 points. Along with twin brother and fellow Badger, Jordan, he helped lead Central to the WIAA Division 2 state tournament and capture the state title in 2017. In football, Davis was a first-team all-state QB. Davis' father, Mark, played 13 seasons of professional basketball, including 31 games for the Milwaukee Bucks (1988-89, after being selected in the 4th Round of the 1985 NBA Draft by the Cleveland Cavaliers.

HONORS

- 2022 Jerry West Award Finalist
- 2021-22 Wooden Award Late-Season Top 20
- 2021 Maui Invitational Tournament MVP
- 3x Big Ten Player of the Week (11/29, 1/10, 2/21)
- Gold medal with USA at 2021 FIBA U19 World Cup

TOP SEASON PERFORMANCES

- **at INDIANA (2/15/22):** Scored UW's final 13 points over 3:35 in 74-69 victory and led Badgers with 30 points and 12 rebounds at Assembly Hall
- **at #17 MICHIGAN ST (2/8/22):** Led UW in points (25), rebounds (6), assists (3), and steals (2) in rematch
- **at #3 PURDUE (1/3/22):** Career-high 37 points, plus career-best 14 rebounds, 3 ast, 2 blk, 2 stl in road win
- **#12 HOUSTON (11/23/21):** Had a then career-high 30 points to lead UW to an upset win at Maui Inv

SEASON HIGHS

POINTS: 37 at Purdue (1/3/22)
FIELD GOALS: 13 at Purdue (1/3/22)
FG ATTEMPTS: 24 at Purdue (1/3/22)
3-POINT FGs: 4 (2x) MR at Northwestern (1/18/22)
3-POINT FGAS: 7 (4x) MR at Maryland (1/9/22)
FREE THROWS: 11 at Illinois (2/2/22)
FT ATTEMPTS: 14 at Illinois (2/2/22)
REBOUNDS: 15 (2x) MR at Illinois (2/2/22)
ASSISTS: 5 (3x) MR vs. Iowa (1/6/21)
BLOCKS: 3 vs. Michigan (2/20/22)
STEALS: 4 vs. Houston (11/23/21)
MINUTES: 38 (6x) MR at Indiana (2/15/22)

CAREER HIGHS

POINTS: 37 at Purdue (1/3/22)
FIELD GOALS: 13 at Purdue (1/3/22)
FG ATTEMPTS: 24 at Purdue (1/3/22)
3-POINT FGs: 4 (3x) MR at Northwestern (1/18/22)
3-POINT FGAS: 7 (4x) MR at Maryland (1/9/22)
FREE THROWS: 11 at Illinois (2/2/22)
FT ATTEMPTS: 14 at Illinois (2/2/22)
REBOUNDS: 15 (2x) MR at Illinois (2/2/22)
ASSISTS: 5 (3x) MR vs. Iowa (1/6/21)
BLOCKS: 3 vs. Michigan (2/20/22)
STEALS: 4 (2x) MR vs. Houston (11/23/21)
MINUTES: 41 vs. Indiana (1/7/21)

GAME-BY-GAME STATISTICS

Opponent	Date	gs	min	Total		3-Pointers		Free throws		Rebounds				pf	a	t/o	blk	stl	pts	avg	
				fg-fga	pct	3fg-fga	pct	ft-fa	pct	off	def	tot	avg								
ST. FRANCIS BROOKLYN	11/09/21	*	26	6-15	.400	2-6	.333	1-2	.500	1	2	3	3.0	0	5	0	0	2	15	15.0	
GREEN BAY	11/12/21	*	25	5-16	.313	0-3	.000	5-6	.833	2	3	5	4.0	1	2	0	1	1	15	15.0	
vs Texas A&M	11/22/21	*	38	8-18	.444	1-5	.200	4-4	1.000	3	6	9	5.7	1	2	3	0	2	21	17.0	
vs Houston	11/23/21	*	37	10-18	.556	4-7	.571	6-6	1.000	0	4	4	5.3	1	1	2	2	4	30	20.3	
vs Saint Mary's (CA)	11/24/21	*	32	7-17	.412	1-1	1.000	5-5	1.000	2	5	7	5.6	1	1	3	0	1	20	20.2	
at Georgia Tech	12/01/21	*	37	4-9	.444	2-4	.500	5-8	.625	2	4	6	5.7	2	5	4	1	1	15	19.3	
MARQUETTE	12/04/21	*	30	9-14	.643	1-1	1.000	6-8	.750	0	5	5	5.6	1	1	1	1	0	25	20.1	
INDIANA	12/08/21	*	37	8-17	.471	1-3	.333	6-7	.857	1	8	9	6.0	1	1	3	1	0	23	20.5	
at Ohio St.	12/11/21	*	38	11-22	.500	2-7	.286	0-0	.000	1	6	7	6.1	4	3	1	0	3	24	20.9	
ILLINOIS ST.	12/29/21	*	37	6-22	.273	0-3	.000	8-9	.889	3	8	11	6.6	3	5	2	1	1	20	20.8	
at Purdue	01/03/22	*	38	13-24	.542	2-5	.400	9-12	.750	1	13	14	7.3	2	3	3	2	2	37	22.3	
IOWA	01/06/22	*	35	10-18	.556	3-7	.429	3-5	.600	1	8	9	7.4	3	5	2	0	0	26	22.6	
at Maryland	01/09/22	*	37	7-19	.368	1-7	.143	4-5	.800	0	7	7	7.4	1	1	3	1	1	19	22.3	
OHIO ST.	01/13/22	*	34	4-18	.222	1-5	.200	5-6	.833	2	7	9	7.5	2	2	4	0	1	14	21.7	
at Northwestern	01/18/22	*	38	8-15	.533	4-5	.800	7-10	.700	1	7	8	7.5	0	2	3	0	3	27	22.1	
MICHIGAN ST.	01/21/22	*	38	8-20	.400	2-4	.500	7-8	.875	2	3	5	7.4	3	4	3	1	1	25	22.3	
at Nebraska	01/27/22	*	31	5-12	.417	0-1	.000	3-5	.600	1	8	9	7.5	2	2	1	0	1	13	21.7	
MINNESOTA	01/30/22	*	37	7-14	.500	0-1	.000	2-4	.500	3	12	15	7.9	1	0	1	0	0	16	21.4	
at Illinois	02/02/22	*	37	5-19	.263	1-5	.200	11-14	.786	6	9	15	8.3	1	2	2	0	0	22	21.4	
PENN ST.	02/05/22	*	35	2-13	.154	0-2	.000	0-0	.000	0	9	9	8.3	2	3	1	2	1	4	20.6	
at Michigan St.	02/08/22	*	34	8-11	.727	2-4	.500	7-8	.875	0	6	6	8.2	2	3	1	0	2	25	20.8	
RUTGERS	02/12/22	*	34	5-10	.500	0-3	.000	1-4	.250	1	7	8	8.2	4	1	4	0	1	11	20.3	
at Indiana	02/15/22	*	38	10-15	.667	0-1	.000	10-14	.714	2	10	12	8.3	1	1	4	1	1	30	20.7	
MICHIGAN	02/20/22	*	37	11-17	.647	0-1	.000	3-3	1.000	1	5	6	8.3	3	1	2	3	0	25	20.9	
at Minnesota	02/23/22	*	31	3-9	.333	1-3	.333	5-6	.833	0	9	9	8.3	5	3	4	0	1	12	20.6	
at Rutgers	02/26/22	*	36	6-19	.316	1-3	.333	6-7	.857	1	7	8	8.3	2	1	1	0	1	19	20.5	
PURDUE	03/01/22	*	34	5-12	.417	0-1	.000	6-6	1.000	0	8	8	8.3	3	1	3	0	0	16	20.3	
NEBRASKA	03/06/22	*	11	4-4	1.000	1-1	1.000	1-2	.500	1	3	4	8.1	2	0	2	1	0	10	20.0	
Totals			28	952	195-437	.446	33-99	.333	136-174	.782	38	189	227	8.1	54	61	63	18	31	559	20.0

CAREER STATISTICS

Overall					3-Point				Rebounding									
Year	GP-GS	Min/Avg	FG-FGA	Pct	FG-FGA	Pct	FT-FTA	Pct	Off-Def	Tot	Avg	PF-FO	Ast	TO	Blk	Stl	Pts/Avg	
2020-21	31-0	753/24.3	86-195	.441	14-36	.389	32-44	.727	34-94	128	4.1	66-0	35	34	18	34	218/7.0	
2021-22	28-28	951/34.0	195-437	.446	33-99	.333	136-174	.782	38-189	227	8.1	54-1	61	63	18	31	559/20.0	
Total	59-28	1704/28.9	281-632	.445	47-135	.348	168-218	.771	72-283	355	6.0	120-1	96	97	36	65	777/13.2	
Conference					3-Point				Rebounding									
Year	GP-GS	Min/Avg	FG-FGA	Pct	FG-FGA	Pct	FT-FTA	Pct	Off-Def	Tot	Avg	PF-FO	Ast	TO	Blk	Stl	Pts/Avg	
2020-21	20-0	503/25.2	52-127	.409	9-26	.346	21-29	.724	22-56	78	3.9	48-0	19	23	10	26	134/6.7	
2021-22	20-20	689/34.5	140-308	.455	22-69	.319	96-126	.762	25-152	177	8.9	44-1	39	48	12	19	398/19.9	
Total	40-20	1192/29.8	192-435	.441	31-95	.326	117-155	.755	47-208	255	6.4	92-1	58	71	22	45	532/13.3	

5 | TYLER WAHL

Junior | Forward | 6-9 | 221

Lakeville, Minn. | Lakeville North High School



Twitter: @tjwahl01 | Instagram: @tjwahl01

INDIVIDUAL BENCHMARKS

	SEASON	CAREER
GP/GS:	29/29	91/50
10+ POINTS:	17	22
20+ POINTS:	3	3
5+ REBOUNDS:	17	37
10+ REBOUNDS:	4	7
DOUBLE-DOUBLES:	2	4
2+ BLOCKS:	5	11
LED UW IN PTS:	3	4
LED UW IN REB:	8	15

GET TO KNOW TYLER

Junior forward Tyler Wahl has had an immediate impact at Wisconsin since stepping onto campus. Having now played in over 80 career games as a Badger, the Lakeville, Minnesota native played in all 31 games for the Badgers last season (18 starts). Averaging 5.2 points, 4.3 rebounds and 1.0 steals per game last year, one of Wahl's best games came when he led the Badgers in scoring for the first time in his career with 14 points, plus a team-high 6 rebounds and 2 assists in a win vs. Northwestern. As a prep senior at Lakeville North, Wahl averaged 18.0 points, 10.0 rebounds and 6.6 assists per game, leading the Panthers to a 27-5 record, the school's first-ever conference title, and an appearance in the Class AAAA state championship game. He earned back-to-back AP second-team All-State honors as a junior and senior, setting the school record for rebounds (905) and finishing third in Panther history with 1,397 points.

HONORS

- 2021 Maui Invitational All-Tournament Team

TOP SEASON PERFORMANCES

- **#8 PURDUE (3/1/22):** Team-high 19 points and career-high 5 steals in conference clinching win
- **RUTGERS (2/12/22):** Led UW with a career-high 23 points (9-14 FG, 1-1 3FG, 4-5 FT), 3 reb, 2 ast, 2 stl
- **#16 OHIO STATE (1/13/22):** Scored 20 points, grabbed 7 rebounds, dished 6 assists, and 3 steals
- **MARYLAND (1/9/22):** Finished with 21 points and added 5 rebounds and 2 assists
- **IOWA (1/6/22):** Scored 16 points (6-7 FG), while pulling down a team-leading 9 rebounds
- **SAINT MARY'S (11/24/21):** Scored a then career-high 18 points in the Maui Invitational championship game, adding 5 rebounds and a career-high 4 blocks

SEASON HIGHS

POINTS: 23 vs. Rutgers (2/12/22)
FIELD GOALS: 9 vs. Rutgers (2/12/22)
FG ATTEMPTS: 14 (2x) MR vs. Purdue (3/1/22)
3-POINT FGS: 2 vs. Ohio State (1/13/22)
3-POINT FGAS: 4 vs. Ohio State (1/13/22)
FREE THROWS: 8 vs. Illinois St (12/29/21)
FT ATTEMPTS: 12 vs. Illinois St (12/29/21)
REBOUNDS: 12 vs. Indiana (12/8/21)
ASSISTS: 6 vs. Ohio State (1/13/22)
BLOCKS: 4 vs. Saint Mary's (11/24/21)
STEALS: 5 (2x) MR vs. Nebraska (3/6/22)
MINUTES: 39 vs. Nebraska (3/6/22)

CAREER HIGHS

POINTS: 23 vs. Rutgers (2/12/22)
FIELD GOALS: 9 vs. Rutgers (2/12/22)
FG ATTEMPTS: 14 (2x) MR vs. Purdue (3/1/22)
3-POINT FGS: 2 (3x) MR vs. Ohio State (1/13/22)
3-POINT FGAS: 5 at Nebraska (2/10/21)
FREE THROWS: 8 vs. Illinois St (12/29/21)
FT ATTEMPTS: 12 vs. Illinois St (12/29/21)
REBOUNDS: 15 vs. Green Bay (12/1/20)
ASSISTS: 6 vs. Ohio State (1/13/22)
BLOCKS: 4 vs. Saint Mary's (11/24/21)
STEALS: 5 (2x) MR vs. Nebraska (3/6/22)
MINUTES: 39 vs. Nebraska (3/6/22)

GAME-BY-GAME STATISTICS

Opponent	Date	gs	min	Total		3-Pointers		Free throws		Rebounds			pf	a	t/o	blk	stl	pts	avg		
				fg-fga	pct	3fg-fga	pct	ft-fga	pct	off	def	tot									
ST. FRANCIS BROOKLYN	11/09/21	*	17	1-3	.333	0-1	.000	3-4	.750	1	3	4	4.0	2	1	2	0	5	5.0		
GREEN BAY	11/12/21	*	20	1-2	.500	0-0	.000	0-0	.000	1	4	5	4.5	1	2	1	2	2	3.5		
PROVIDENCE	11/15/21	*	36	7-12	.583	0-2	.000	2-3	.667	3	2	5	4.7	4	0	1	2	0	16	7.7	
vs Texas A&M	11/22/21	*	30	3-8	.375	0-2	.000	0-0	.000	2	2	4	4.5	0	1	2	1	3	6	7.3	
vs Houston	11/23/21	*	32	4-10	.400	0-2	.000	1-2	.500	1	6	7	5.0	2	1	0	0	0	9	7.6	
vs Saint Mary's (CA)	11/24/21	*	36	6-9	.667	0-0	.000	6-6	1.000	1	4	5	5.0	4	0	1	4	1	18	9.3	
at Georgia Tech	12/01/21	*	33	4-8	.500	0-0	.000	1-3	.333	0	3	3	4.7	2	1	0	2	1	9	9.3	
MARQUETTE	12/04/21	*	34	2-9	.222	0-2	.000	1-1	1.000	2	3	5	4.8	1	3	0	1	0	5	8.8	
INDIANA	12/08/21	*	28	2-7	.286	0-1	.000	3-4	.750	3	9	12	5.6	2	3	0	3	1	7	8.6	
at Ohio St.	12/11/21	*	23	1-7	.143	0-3	.000	1-1	1.000	0	1	1	5.1	3	2	2	1	1	3	8.0	
NICHOLLS ST.	12/15/21	*	32	4-8	.500	0-2	.000	4-6	.667	0	4	4	5.0	2	2	3	0	1	12	8.4	
ILLINOIS ST.	12/29/21	*	32	5-8	.625	0-0	.000	8-12	.667	1	5	6	5.1	1	0	1	0	1	18	9.2	
at Purdue	01/03/22	*	21	3-4	.750	0-1	.000	0-0	.000	1	3	4	5.0	5	1	1	0	1	6	8.9	
IOWA	01/06/22	*	31	6-7	.857	0-0	.000	4-8	.500	3	6	9	5.3	2	2	1	1	2	16	9.4	
at Maryland	01/09/22	*	30	8-12	.667	0-1	.000	5-5	1.000	1	4	5	5.3	4	2	0	1	0	21	10.2	
OHIO ST.	01/13/22	*	34	8-10	.800	2-4	.500	2-3	.667	2	5	7	5.4	2	6	1	0	3	20	10.8	
at Northwestern	01/18/22	*	32	5-12	.417	1-1	1.000	3-6	.500	1	10	11	5.7	3	4	2	0	1	14	11.0	
at Nebraska	01/27/22	*	22	1-5	.200	0-0	.000	2-2	1.000	1	9	10	5.9	3	1	3	0	0	4	10.6	
MINNESOTA	01/30/22	*	26	5-11	.455	0-2	.000	5-6	.833	2	1	3	5.8	4	1	3	0	0	15	10.8	
at Illinois	02/02/22	*	31	7-11	.636	0-3	.000	0-0	.000	0	6	6	5.8	3	1	0	0	0	14	11.0	
PENN ST.	02/05/22	*	33	6-9	.667	0-1	.000	0-0	.000	0	7	7	5.9	1	0	4	1	0	12	11.0	
at Michigan St.	02/08/22	*	32	5-10	.500	0-1	.000	1-3	.333	1	4	5	5.8	3	2	2	1	1	11	11.0	
RUTGERS	02/12/22	*	38	9-14	.643	1-1	1.000	4-5	.800	0	3	3	5.7	2	2	2	0	2	23	11.6	
at Indiana	02/15/22	*	28	2-7	.286	0-0	.000	0-0	.000	2	0	2	5.5	4	0	4	0	0	4	11.3	
MICHIGAN	02/20/22	*	30	5-9	.556	0-0	.000	0-0	.000	2	4	6	5.6	1	1	1	0	1	10	11.2	
at Minnesota	02/23/22	*	35	6-12	.500	0-1	.000	0-0	.000	6	4	10	5.7	4	3	4	0	1	12	11.2	
at Rutgers	02/26/22	*	32	4-5	.800	1-1	1.000	2-4	.500	2	7	9	5.9	3	0	3	0	2	11	11.2	
PURDUE	03/01/22	*	33	8-14	.571	1-3	.333	2-2	1.000	1	1	2	5.7	1	2	1	2	5	19	11.5	
NEBRASKA	03/06/22	*	39	4-10	.400	0-1	.000	5-6	.833	4	3	7	5.8	4	1	1	1	5	13	11.6	
Totals			29	880	132-253	.522	6-36	.167	65-92	.707	44	123	167	5.8	73	45	46	23	33	335	11.6

CAREER STATISTICS

Overall			3-Point						Rebounding											
Year	GP-GS	Min/Avg	FG-FGA	Pct	FG-FGA	Pct	FT-FTA	Pct	Off-Def	Tot	Avg	PF-FO	Ast	TO	Blk	Stl	Pts/Avg			
2019-20	31-3	478/15.4	34-79	.430	6-28	.214	7-18	.389	34-48	82	2.6	64-0	32	33	5	20	81/2.6			
2020-21	31-18	765/24.7	58-133	.436	10-36	.278	34-60	.567	33-100	133	4.3	68-0	42	28	21	31	160/5.2			
2021-22	29-29	880/30.3	132-253	.522	6-36	.167	65-92	.707	44-123	167	5.8	73-0	45	46	23	33	335/11.6			
Total	91-50	2123/23.3	224-465	.482	22-100	.220	106-170	.624	111-271	382	4.2	205	119	107	49	84	576/6.3			

Conference			3-Point						Rebounding											
Year	GP-GS	Min/Avg	FG-FGA	Pct	FG-FGA	Pct	FT-FTA	Pct	Off-Def	Tot	Avg	PF-FO	Ast	TO	Blk	Stl	Pts/Avg			
2019-20	20-3	309/15.5	23-54	.426	2-18	.111	2-8	.250	23-27	50	2.5	40-0	19	21	4	14	50/2.5			
2020-21	20-14	524/26.2	41-95	.432	8-28	.286	19-37	.514	23-62	85	4.3	44-0	29	18	9	17	109/5.5			
2020-21	19-19	578/30.4	95-176	.540	6-25	.240	39-55	.709	32-87	119	6.3	54-0	34	35	11	26	235/12.4			
Total	59-36	1411/23.9	159-325	.489	16-71	.225	60-100	.600	78-176	254	4.3	138-0	82	74	24	57	394/6.7			

20

BEN CARLSON

Sophomore | Forward | 6-9 | 226
Woodbury, Minn. | East Ridge High School



Twitter: @ben_carlson20 | Instagram: @bencarlson20

INDIVIDUAL BENCHMARKS

	SEASON	CAREER
GP/GS:	29/2	36/2
10+ POINTS:	0	0
2+ FIELD GOALS:	7	9
5+ REBOUNDS:	4	4
2+ ASSISTS:	1	2
2+ STEALS:	0	0

GET TO KNOW BEN

A four-star recruit by ESPN, 247Sports and Rivals, sophomore forward Ben Carlson appeared in seven games last season before an injury sidelined him for the rest of the year. The Woodbury, Minnesota native scored 13 points in last year's season opener. A finalist for Minnesota Mr. Basketball as a high school senior, Carlson went down as one of the most decorated players in East Ridge High School history. The 6-foot-9 forward set school records for career points (2,004), rebounds (1,083) and blocked shots (145). Carlson also became the first player in program history to be nominated to the McDonalds All-American Game in 2020. His senior season, Carlson averaged 24.3 points and 11.7 rebounds per game while leading the Raptors to a 20-7 record and a conference title. As a junior, he led East Ridge to the Minnesota Class AA state tournament while averaging a double-double (16 ppg, 11.3 rpg). Off the court, Carlson was a member of National Honors Society.

TOP CAREER PERFORMANCES

- NEBRASKA (1/27/22): Finished with six points and five rebounds in road win
- #14 MICHIGAN STATE (1/21/22): Second start and scored six points in a career-high 23 minutes
- PROVIDENCE (11/15/21): Made first career start as a Badger and posted two points and three rebounds
- GREEN BAY (11/12/21): Scored five points and grabbed a career-high seven rebounds
- EASTERN ILLINOIS (11/25/20): In his first game as a Badger, scored 13 points and recorded two rebounds, a block, and an assist

SEASON HIGHS

POINTS: 6 (2x) MR at Nebraska (1/27/22)
FIELD GOALS: 3 at Nebraska (1/27/22)
FG ATTEMPTS: 7 (2x) MR at Nebraska (1/27/22)
3-POINT FGS: 1 vs. Michigan State (1/21/22)
3-POINT FGAS: 3 (2x) MR vs. Michigan State (1/21/22)
FREE THROWS: 1 (5x) MR at Rutgers (2/26/22)
FT ATTEMPTS: 2 (4x) MR at Rutgers (2/26/22)
REBOUNDS: 7 vs. Green Bay (11/12/21)
ASSISTS: 2 vs. Houston (11/23/21)
BLOCKS: 1 vs. Providence (11/15/21)
STEALS: 1 vs. Michigan State (1/21/22)
MINUTES: 23 vs. Michigan State (1/21/22)

CAREER HIGHS

POINTS: 13 vs. Eastern Illinois (11/25/20)
FIELD GOALS: 4 vs. Eastern Illinois (11/25/20)
FG ATTEMPTS: 7 (2x) MR at Nebraska (1/27/22)
3-POINT FGS: 1 (2x) MR vs. Michigan State (1/21/22)
3-POINT FGAS: 3 (2x) MR vs. Michigan State (1/21/22)
FREE THROWS: 4 vs. Eastern Illinois (11/25/20)
FT ATTEMPTS: 4 (2x) MR vs. UAPB (11/27/20)
REBOUNDS: 7 vs. Green Bay (11/12/21)
ASSISTS: 2 vs. Houston (11/23/21)
BLOCKS: 1 (3x) MR vs. Providence (11/15/21)
STEALS: 1 (2x) MR vs. Michigan State (1/21/22)
MINUTES: 23 vs. Michigan State (1/21/22)

GAME-BY-GAME STATISTICS

Opponent	Date	gs	min	Total		3-Pointers		Free throws		Rebounds			pf	a	t/o	blk	stl	pts	avg	
				fg-fga	pct	3fg-fga	pct	ft-fia	pct	off	def	tot								
ST. FRANCIS BROOKLYN	11/09/21	19	2-3	.667	0-0	.000	0-0	.000	2	3	5	5.0	0	0	0	0	0	4	4.0	
GREEN BAY	11/12/21	18	2-6	.333	0-1	.000	1-1	1.000	1	6	7	6.0	0	1	0	0	0	5	4.5	
PROVIDENCE	11/15/21	19	1-7	.143	0-3	.000	0-0	.000	2	1	3	5.0	0	0	1	1	0	2	3.7	
vs Texas A&M	11/22/21	4	0-1	.000	0-1	.000	0-0	.000	0	0	0	3.8	1	0	2	0	0	0	2.8	
vs Houston	11/23/21	12	2-3	.667	0-1	.000	0-0	.000	0	2	2	3.4	0	2	0	0	0	4	3.0	
vs Saint Mary's (CA)	11/24/21	10	0-1	.000	0-0	.000	0-1	.000	1	3	4	3.5	1	0	1	0	0	0	2.5	
at Georgia Tech	12/01/21	1	0-0	.000	0-0	.000	0-0	.000	0	0	0	3.0	0	0	0	0	0	0	2.1	
MARQUETTE	12/04/21	4	1-1	1.000	0-0	.000	0-0	.000	0	0	0	2.6	0	0	0	0	0	2	2.1	
INDIANA	12/08/21	20	1-4	.250	0-2	.000	1-2	.500	2	2	4	2.8	1	0	0	0	0	3	2.2	
at Ohio St.	12/11/21	13	0-3	.000	0-2	.000	1-2	.500	0	2	2	2.7	1	0	0	0	0	1	2.1	
NICHOLLS ST.	12/15/21	9	2-5	.400	0-1	.000	0-0	.000	2	2	4	2.8	0	0	0	0	0	4	2.3	
at Purdue	01/03/22	4	0-0	.000	0-0	.000	0-0	.000	0	0	0	2.6	0	0	0	0	0	0	2.1	
IOWA	01/06/22	1	0-1	.000	0-0	.000	0-0	.000	0	0	0	2.4	0	0	0	0	0	0	1.9	
at Maryland	01/09/22	2	0-0	.000	0-0	.000	0-0	.000	0	0	0	2.2	0	0	0	0	0	0	1.8	
OHIO ST.	01/13/22	0	0-0	.000	0-0	.000	0-0	.000	0	0	0	2.1	0	0	0	0	0	0	1.7	
at Northwestern	01/18/22	1	0-0	.000	0-0	.000	0-0	.000	0	0	0	1.9	0	0	0	0	0	0	1.6	
MICHIGAN ST.	01/21/22	23	2-6	.333	1-3	.333	1-1	1.000	1	1	2	1.9	2	0	2	0	1	6	1.8	
at Nebraska	01/27/22	22	3-7	.429	0-1	.000	0-0	.000	4	1	5	2.1	0	0	0	0	0	6	2.1	
MINNESOTA	01/30/22	10	0-2	.000	0-1	.000	0-0	.000	0	1	1	2.1	0	0	0	0	0	0	1.9	
at Illinois	02/02/22	9	1-3	.333	0-1	.000	0-0	.000	1	1	2	2.1	0	0	0	0	0	2	2.0	
PENN ST.	02/05/22	8	0-1	.000	0-1	.000	0-0	.000	1	0	1	2.0	0	0	0	0	0	0	1.9	
at Michigan St.	02/08/22	5	2-3	.667	0-0	.000	0-0	.000	0	1	1	2.0	2	0	0	0	0	4	2.0	
RUTGERS	02/12/22	3	0-0	.000	0-0	.000	0-0	.000	0	1	1	1.9	0	1	0	0	0	0	1.9	
at Indiana	02/15/22	12	0-0	.000	0-0	.000	0-2	.000	2	1	3	2.0	0	0	1	0	0	0	1.8	
MICHIGAN	02/20/22	9	0-1	.000	0-0	.000	0-0	.000	0	6	6	2.1	2	0	2	0	0	0	1.7	
at Minnesota	02/23/22	4	0-0	.000	0-0	.000	0-0	.000	0	1	1	2.1	1	0	0	0	0	0	1.7	
at Rutgers	02/26/22	8	0-0	.000	0-0	.000	1-2	.500	1	1	2	2.1	2	0	1	0	0	1	1.6	
PURDUE	03/01/22	7	1-2	.500	0-1	.000	0-0	.000	1	2	3	2.1	1	0	0	0	0	2	1.6	
NEBRASKA	03/06/22	1	0-0	.000	0-0	.000	0-0	.000	0	0	0	2.0	0	0	0	0	0	0	1.6	
Totals		2	258	20-60	.333	1-19	.053	5-11	.455	21	38	59	2.0	14	4	10	1	1	46	1.6

CAREER STATISTICS

Overall			3-Point						Rebounding						
Year	GP-GS	Min/Avg	FG-FGA	Pct	FG-FGA	Pct	FT-FTA	Pct	Off-Def	Tot	Avg	PF-FO	Ast TO	Blk Stl	Pts/Avg
2020-21	7-0	64/9.1	6-11	.545	1-3	.333	7-8	.875	1-5	6	0.9	10-0	4 1	3 1	20/2.9
2021-22	29-2	258/8.9	20-60	.333	1-19	.053	5-11	.455	21-38	59	2.0	14-0	4 10	1 1	46/1.6
Total	36-2	322/8.9	26-71	.366	2-22	.091	12-19	.632	22-43	65	1.8	24	8 11	4 2	66/1.8
Conference			3-Point						Rebounding						
Year	GP-GS	Min/Avg	FG-FGA	Pct	FG-FGA	Pct	FT-FTA	Pct	Off-Def	Tot	Avg	PF-FO	Ast TO	Blk Stl	Pts/Avg
2020-21															
2021-22	20-1	162/8.1	10-33	.303	1-12	.083	4-9	.444	13-21	34	1.7	12-0	1 6	0 1	25/1.3
Total	20-1	162/8.1	10-33	.303	1-12	.083	4-9	.444	13-21	34	1.7	12-0	1 6	0 1	25/1.3

22

STEVEN CROWL

Sophomore | Forward | 7-0 | 234
Eagan, Minn. | Eastview High School



Twitter: @steven_crowl | Instagram: @stevencrowl

INDIVIDUAL BENCHMARKS

	SEASON	CAREER
GP/GS:	30/30	42/30
10+ POINTS:	13	13
20+ POINTS:	2	2
5+ REBOUNDS:	13	13
10+ REBOUNDS:	0	0
DOUBLE-DOUBLES:	0	0
LED UW IN PTS:	4	4
LED UW IN REB:	5	5

GET TO KNOW STEVEN

Steven Crowl enters his second season in the Wisconsin program after appearing in 12 games last year as a true freshman. The 7-foot forward from Eagan, Minnesota scored his first points as a Badger in UW's season opener against Eastern Illinois, while also grabbing his first career rebound. In the first round of the 2021 NCAA Tournament, Crowl played 3 minutes and grabbed 2 rebounds against North Carolina to help UW to an 85-62 win. A three-star recruit by 247Sports and Rivals, Crowl had a standout senior season at Eastview High School where he was a finalist for Minnesota Mr. Basketball finalist. One of the most decorated players in Eastview history, Crowl finished his prep career as the school's all-time leading scorer (1,747 pts), rebounder (832 reb) and shot blocker (103 blk). The 6-foot-9 forward also set Eastview school records for career field-goal percentage (59% FG), rebounds in a season (332), rebounds in a game (19) and single-game field-goal percentage (90% FG). As a senior, he averaged 26.7 points and 12 rebounds per game, while also leading his team in assists (4.3 per contest). Crowl played travel basketball for D1 Minnesota, the same program as current Badger teammate Tyler Wahl.

TOP SEASON PERFORMANCES

- **at Minnesota (2/23/22):** Scored a team-high 20 pts, shooting 7-9 FG, 1-2 3FG, 5-6 FT, plus 7 reb.
- **PENN STATE (2/5/22):** Led UW with 13 points (3-5 3FG), plus a career-high 5 assists and 4 rebounds.
- **ILLINOIS ST (12/29/21):** Team-high 21 pts (7-8 FG, 2-2 3FG), plus 9 reb for a near double-double.
- **MARQUETTE (12/4/21):** Scored 15 points (6-9 FG, 2-3 3FG), while grabbing a team-high 8 rebounds.
- **ST. FRANCIS BKN (11/9/21):** Recorded a near double-double in his first career start, finishing with 11 points, 8 rebounds and 1 block.

SEASON HIGHS

POINTS: 21 vs. Illinois St (12/29/21)
FIELD GOALS: 7 (3x) MR at Minnesota (2/23/22)
FG ATTEMPTS: 11 vs. Green Bay (11/12/21)
3-POINT FGS: 3 vs. Penn State (2/5/22)
3-POINT FGAS: 5 (2x) MR vs. Penn State (2/5/22)
FREE THROWS: 5 (2x) MR at Minnesota (2/23/22)
FT ATTEMPTS: 7 vs. Illinois St (12/29/21)
REBOUNDS: 9 vs. Illinois St (12/29/21)
ASSISTS: 5 vs. Penn State (2/5/22)
BLOCKS: 1 (6x) MR vs. Purdue (3/1/22)
STEALS: 1 (9x) MR at Rutgers (2/26/22)
MINUTES: 33 at Indiana (2/15/22)

CAREER HIGHS

POINTS: 21 vs. Illinois St (12/29/21)
FIELD GOALS: 7 (3x) MR at Minnesota (2/23/22)
FG ATTEMPTS: 11 vs. Green Bay (11/12/21)
3-POINT FGS: 3 vs. Penn State (2/5/22)
3-POINT FGAS: 5 (2x) MR vs. Penn State (2/5/22)
FREE THROWS: 5 (2x) MR at Minnesota (2/23/22)
FT ATTEMPTS: 7 vs. Illinois St (12/29/21)
REBOUNDS: 9 vs. Illinois St (12/29/21)
ASSISTS: 5 vs. Penn State (2/5/22)
BLOCKS: 1 (7x) MR vs. Purdue (3/1/22)
STEALS: 1 (9x) MR at Rutgers (2/26/22)
MINUTES: 33 at Indiana (2/15/22)

GAME-BY-GAME STATISTICS

Opponent	Date	gs	min	Total		3-Pointers		Free throws		Rebounds					pf	a	t/o	blk	stl	pts	avg
				fg-fga	pct	3fg-fga	pct	ft-fga	pct	off	def	tot	avg								
ST. FRANCIS BROOKLYN	11/09/21	*	19	4-9	.444	0-1	.000	3-3	1.000	3	5	8	8.0	0	0	2	1	0	11	11.0	
GREEN BAY	11/12/21	*	22	7-11	.636	2-4	.500	2-2	1.000	3	4	7	7.5	0	0	0	0	0	18	14.5	
PROVIDENCE	11/15/21	*	23	1-10	.100	0-4	.000	2-2	1.000	0	4	4	6.3	2	2	1	0	0	4	11.0	
vs Texas A&M	11/22/21	*	29	4-9	.444	2-3	.667	0-0	.000	1	3	4	5.8	3	2	2	1	0	10	10.8	
vs Houston	11/23/21	*	23	3-6	.500	1-4	.250	1-2	.500	0	1	1	4.8	4	0	1	0	1	8	10.2	
vs Saint Mary's (CA)	11/24/21	*	27	2-7	.286	0-1	.000	0-0	.000	3	4	7	5.2	3	1	1	0	0	4	9.2	
at Georgia Tech	12/01/21	*	28	2-7	.286	0-3	.000	1-2	.500	1	3	4	5.0	4	0	1	1	1	5	8.6	
MARQUETTE	12/04/21	*	29	6-9	.667	2-3	.667	1-2	.500	1	7	8	5.4	1	1	1	1	0	15	9.4	
INDIANA	12/08/21	*	19	2-6	.333	1-2	.500	0-0	.000	0	0	0	4.8	4	3	0	0	1	5	8.9	
at Ohio St.	12/11/21	*	23	0-3	.000	0-2	.000	0-0	.000	1	1	2	4.5	3	0	3	0	0	0	8.0	
NICHOLLS ST.	12/15/21	*	14	2-6	.333	0-2	.000	1-2	.500	1	3	4	4.5	0	1	1	1	0	5	7.7	
ILLINOIS ST.	12/29/21	*	28	7-10	.700	2-3	.667	5-7	.714	9	1	10	4.9	4	2	0	0	0	21	8.8	
at Purdue	01/03/22	*	23	2-6	.333	0-3	.000	0-0	.000	1	1	2	4.7	5	1	0	0	0	4	8.5	
IOWA	01/06/22	*	23	6-8	.750	0-0	.000	0-0	.000	1	2	3	4.6	2	3	0	0	1	12	8.7	
at Maryland	01/09/22	*	22	3-4	.750	1-1	1.000	2-2	1.000	2	6	8	4.8	3	0	0	0	0	9	8.7	
OHIO ST.	01/13/22	*	25	4-6	.667	1-2	.500	0-1	.000	2	5	7	4.9	1	3	0	0	1	9	8.8	
at Northwestern	01/18/22	*	23	3-4	.750	0-1	.000	4-4	1.000	1	2	3	4.8	3	2	4	0	0	10	8.8	
MICHIGAN ST.	01/21/22	*	31	4-8	.500	1-3	.333	0-0	.000	2	2	4	4.8	2	1	1	0	0	9	8.8	
at Nebraska	01/27/22	*	24	4-10	.400	2-5	.400	2-2	1.000	2	0	2	4.6	4	1	1	0	0	12	9.0	
MINNESOTA	01/30/22	*	32	4-6	.667	1-3	.333	2-2	1.000	1	3	4	4.6	3	2	1	0	0	11	9.1	
at Illinois	02/02/22	*	27	3-8	.375	0-4	.000	0-0	.000	0	0	0	4.4	4	1	1	0	1	6	9.0	
PENN ST.	02/05/22	*	25	5-8	.625	3-5	.600	0-0	.000	0	4	4	4.4	2	5	0	1	1	13	9.1	
at Michigan St.	02/08/22	*	28	2-4	.500	0-1	.000	2-2	1.000	0	4	4	4.3	4	2	0	0	0	6	9.0	
RUTGERS	02/12/22	*	25	5-6	.833	1-1	1.000	1-2	.500	4	1	5	4.4	2	3	0	0	0	12	9.1	
at Indiana	02/15/22	*	33	4-7	.571	1-2	.500	0-0	.000	0	6	6	4.4	3	2	1	0	0	9	9.1	
MICHIGAN	02/20/22	*	27	4-7	.571	1-2	.500	2-2	1.000	1	4	5	4.5	1	1	0	0	1	11	9.2	
at Minnesota	02/23/22	*	31	7-9	.778	1-2	.500	5-6	.833	3	4	7	4.6	3	1	1	0	0	20	9.6	
at Rutgers	02/26/22	*	32	3-7	.429	1-3	.333	0-0	.000	0	2	2	4.5	3	1	0	1	1	7	9.5	
PURDUE	03/01/22	*	24	2-6	.333	0-3	.000	0-0	.000	1	4	5	4.5	3	2	1	1	0	4	9.3	
NEBRASKA	03/06/22	*	26	2-7	.286	0-1	.000	0-0	.000	2	5	7	4.6	1	1	4	0	0	4	9.1	
Totals			30	765	107-214	.500	24-74	.324	36-45	.800	46	91	137	4.6	77	44	28	8	9	274	9.1


CAREER STATISTICS

Overall				3-Point				Rebounding													
Year	GP-GS	Min/Avg	FG-FGA	Pct	FG-FGA	Pct	FT-FTA	Pct	Off-Def	Tot	Avg	PF-FO	Ast	TO	Blk	Stl	Pts/Avg				
2020-21	12-0	39/3.3	4-8	.500	0-1	.000	0-0	---	4-5	9	0.8	9-0	2	3	1	0	8/0.7				
2021-22	30-30	765/25.5	107-214	.500	24-74	.324	36-45	.800	46-91	137	4.6	77-1	44	28	8	9	274/9.1				
Total	42-30	804/19.1	111-222	.500	24-75	.320	36-45	.800	50-96	146	3.5	86-1	46	31	9	9	282/6.7				
Conference				3-Point				Rebounding													
Year	GP-GS	Min/Avg	FG-FGA	Pct	FG-FGA	Pct	FT-FTA	Pct	Off-Def	Tot	Avg	PF-FO	Ast	TO	Blk	Stl	Pts/Avg				
2020-21	7-0	7/1.0	0-0	---	0-0	---	0-0	---	0-3	3	0.4	1-0	0	0	0	0	0/0.0				
2021-22	20-20	523/26.2	69-130	.531	15-46	.326	20-23	.870	24-56	80	4.0	56-1	35	18	3	7	173/8.7				
Total	27-20	530/19.6	69-130	.531	15-46	.326	20-23	.870	24-59	83	3.1	57-1	35	18	3	7	173/6.4				

23

CHUCKY HEPBURN

Freshman | Forward | 6-2 | 211
Omaha, Neb. | Bellevue West High School



Twitter: @ChuckyHepburn | Instagram: @chucky.hepburn

INDIVIDUAL BENCHMARKS		
	SEASON	CAREER
GP/GS:	30/30	30/30
10+ POINTS:	11	11
20+ POINTS:	0	0
3+ 3FGS:	3	3
2+ ASSISTS:	18	18
2+ STEALS:	10	10
LED UW IN PTS:	0	0
LED UW IN AST:	13	13

GET TO KNOW CHUCKY

Chucky Hepburn begins his first season as a Badger in 2021-22. The 6-foot-2 point guard from Omaha, Nebraska was a four-star recruit by ESPN and ranked as the No. 20 point guard in the nation. The 2020 Nebraska Gatorade Player of the Year, Hepburn averaged over 15 points, eight assists and five rebounds per game as a senior at Bellevue West. As a junior in 2020, Hepburn led Bellevue West to the Class A state championship, averaging 17.7 points, 6.1 assists, 4.6 rebounds and 3.1 steals per game that season. A three-time All-Metro First-Team honoree, Hepburn averaged over 18 points, 5 rebounds and 5 assists per game as a sophomore. Hepburn made four staright state appearances, advancing to the state title game his freshman, junior and senior seasons at Bellevue West. Off the court, Hepburn earned the "HomeSchool Papillion TeenService Award" and was a Special Olympics Volunteer Award winner.

- HONORS**
- Big Ten Co-Freshman of the Week (12/6/21)

- TOP SEASON PERFORMANCES**
- **PURDUE (3/1/22):** Banked in game winning 3-point shot with 1.2 seconds remaining clinching the B1G regular season title for UW. Career-high 17 points on 4-for-6 from behind the arc
 - **at Rutgers (2/26/22):** Led UW with a game-high 5 assists, plus 13 points (2-4 3FG) and 2 steals in a win
 - **at Nebraska (1/27/22):** Matched a career best with 3 triples, finishing with 13 pts, 3 reb, 3 stl and 2 ast
 - **at Northwestern (1/18/22):** Scored a Big Ten best 14 points, shooting 6-for-10 from the floor (2-3 3FG)
 - **MARQUETTE (12/4/21):** Recorded career highs in points (15) and assists (6), plus 3 steals in the win
 - **ST. FRANCIS BKN (11/9/21):** First true freshman to start a season opener for UW since 2001, tallying 13 points, including 2-for-3 3FG shooting

SEASON HIGHS			CAREER HIGHS		
POINTS:	17 vs. Purdue (3/1/22)		POINTS:	17 vs. Purdue (3/1/22)	
FIELD GOALS:	6 at Northwestern (1/18/22)		FIELD GOALS:	6 at Northwestern (1/18/22)	
FG ATTEMPTS:	13 vs. Purdue (3/1/22)		FG ATTEMPTS:	13 vs. Purdue (3/1/22)	
3-POINT FGS:	4 vs. Purdue (3/1/22)		3-POINT FGS:	4 vs. Purdue (3/1/22)	
3-POINT FGAS:	6 vs. Purdue (3/1/22)		3-POINT FGAS:	6 vs. Purdue (3/1/22)	
FREE THROWS:	4 (4x) MR vs. Nebraska (3/6/22)		FREE THROWS:	4 (4x) MR vs. Nebraska (3/6/22)	
FT ATTEMPTS:	5 (2x) MR vs. Nebraska (3/6/22)		FT ATTEMPTS:	5 (2x) MR vs. Nebraska (3/6/22)	
REBOUNDS:	4 vs. Houston (11/23/21)		REBOUNDS:	4 vs. Houston (11/23/21)	
ASSISTS:	6 vs. Marquette (12/4/21)		ASSISTS:	6 vs. Marquette (12/4/21)	
BLOCKS:	2 vs. Indiana (12/8/21)		BLOCKS:	2 vs. Indiana (12/8/21)	
STEALS:	4 vs. Green Bay (11/12/21)		STEALS:	4 vs. Green Bay (11/12/21)	
MINUTES:	37 at Indiana (2/15/22)		MINUTES:	37 at Indiana (2/15/22)	

GAME-BY-GAME STATISTICS																						
Opponent	Date	gs	min	Total		3-Pointers		Free throws		Rebounds		pf	a	t/o	blk	stl	pts	avg				
				fg-fga	pct	3fg-fga	pct	ft-fa	pct	off	def											
ST. FRANCIS BROOKLYN	11/09/21	*	24	4-7	.571	2-3	.667	3-4	.750	0	1	1	1.0	3	1	2	0	13	13.0			
GREEN BAY	11/12/21	*	24	1-5	.200	1-3	.333	0-0	.000	0	2	2	1.5	1	1	1	0	4	3	8.0		
PROVIDENCE	11/15/21	*	36	2-8	.250	0-3	.000	1-2	.500	1	2	3	2.0	3	2	1	0	1	5	7.0		
vs Texas A&M	11/22/21	*	29	2-4	.500	1-3	.333	2-3	.667	1	1	2	2.0	1	1	1	0	7	7.0			
vs Houston	11/23/21	*	31	1-4	.250	1-4	.250	0-0	.000	0	4	4	2.4	2	3	3	1	0	3	6.2		
vs Saint Mary's (CA)	11/24/21	*	31	2-5	.400	0-1	.000	2-2	1.000	0	3	3	2.5	2	1	0	0	1	6	6.2		
at Georgia Tech	12/01/21	*	33	1-6	.167	1-5	.200	4-4	1.000	0	1	1	2.3	2	3	2	1	1	7	6.3		
MARQUETTE	12/04/21	*	31	5-8	.625	2-4	.500	3-3	1.000	0	2	2	2.3	1	6	2	0	3	15	7.4		
INDIANA	12/08/21	*	25	0-4	.000	0-3	.000	4-4	1.000	0	2	2	2.2	4	1	0	2	0	4	7.0		
at Ohio St.	12/11/21	*	33	2-8	.250	1-5	.200	0-0	.000	0	3	3	2.3	1	1	1	0	1	5	6.8		
NICHOLLS ST.	12/15/21	*	33	3-8	.375	0-3	.000	3-4	.750	0	0	0	2.1	1	1	2	0	2	9	7.0		
ILLINOIS ST.	12/29/21	*	36	5-10	.500	3-5	.600	0-0	.000	1	1	2	2.1	2	5	1	0	1	13	7.5		
at Purdue	01/03/22	*	32	2-7	.286	1-4	.250	0-0	.000	0	1	1	2.0	1	3	1	0	1	5	7.3		
IOWA	01/06/22	*	31	3-9	.333	1-4	.250	4-4	1.000	0	2	2	2.0	2	1	0	0	2	11	7.6		
at Maryland	01/09/22	*	33	1-5	.200	1-3	.333	0-0	.000	0	3	3	2.1	3	2	1	0	1	3	7.3		
OHIO ST.	01/13/22	*	28	0-3	.000	0-2	.000	0-0	.000	0	2	2	2.1	2	1	3	0	0	0	6.8		
at Northwestern	01/18/22	*	35	6-10	.600	2-3	.667	0-3	.000	1	0	1	2.0	1	1	0	0	0	14	7.2		
MICHIGAN ST.	01/21/22	*	31	2-6	.333	1-3	.333	0-0	.000	0	2	2	2.0	3	3	2	0	2	5	7.1		
at Nebraska	01/27/22	*	25	5-9	.556	3-5	.600	0-0	.000	1	2	3	2.1	3	2	1	0	3	13	7.4		
MINNESOTA	01/30/22	*	32	2-5	.400	1-1	1.000	0-0	.000	0	3	3	2.1	2	1	1	0	1	5	7.3		
at Illinois	02/02/22	*	28	3-9	.333	1-4	.250	0-0	.000	1	1	2	2.1	2	2	3	0	1	7	7.3		
PENN ST.	02/05/22	*	27	4-7	.571	2-4	.500	0-0	.000	0	2	2	2.1	4	1	1	0	0	10	7.4		
at Michigan St.	02/08/22	*	30	4-9	.444	1-3	.333	2-2	1.000	0	3	3	2.1	3	3	0	0	2	11	7.6		
RUTGERS	02/12/22	*	33	3-8	.375	1-4	.250	0-0	.000	0	0	0	2.0	1	3	2	0	2	7	7.5		
at Indiana	02/15/22	*	38	4-8	.500	0-3	.000	0-1	.000	0	3	3	2.1	1	3	0	0	0	8	7.6		
MICHIGAN	02/20/22	*	35	4-9	.444	1-2	.500	1-1	1.000	0	1	1	2.0	3	4	1	0	3	10	7.7		
at Minnesota	02/23/22	*	34	2-5	.400	1-1	1.000	1-5	.200	0	3	3	2.1	2	2	0	1	0	6	7.6		
at Rutgers	02/26/22	*	35	5-11	.455	2-4	.500	1-2	.500	0	2	2	2.1	3	5	3	0	2	13	7.8		
PURDUE	03/01/22	*	32	5-13	.385	4-6	.667	3-3	1.000	0	0	0	2.0	4	2	0	0	1	17	8.1		
NEBRASKA	03/06/22	*	35	2-9	.222	0-4	.000	4-5	.800	0	1	1	2.0	3	3	1	0	0	8	8.1		
Totals			30	940	85-219	.388	35-102	.343	38-52	.731	6	53	59	2.0	66	68	36	5	35	243	8.1	

CAREER STATISTICS																
Overall			3-Point					Rebounding								
Year	GP-GS	Min/Avg	FG-FGA	Pct	FG-FGA	Pct	FT-FTA	Pct	Off-Def	Tot	Avg	PF-FO	Ast	TO	Blk	Pts/Avg
2021-22	30-30	940/31.3	85-219	.388	35-102	.343	38-52	.731	6-53	59	2.0	66-0	68	36	5	243/8.1
Total	30-30	940/31.3	85-219	.388	35-102	.343	38-52	.731	6-53	59	2.0	66-0	68	36	5	243/8.1
Conference			3-Point					Rebounding								
Year	GP-GS	Min/Avg	FG-FGA	Pct	FG-FGA	Pct	FT-FTA	Pct	Off-Def	Tot	Avg	PF-FO	Ast	TO	Blk	Pts/Avg
2021-22	20-20	632/31.6	59-154	.383	24-68	.353	20-30	.667	3-36	39	2.0	48-0	44	21	3	162/8.1
Total	20-20	632/31.6	59-154	.383	24-68	.353	20-30	.667	3-36	39	2.0	48-0	44	21	3	162/8.1

33 | CHRIS VOGT

Senior | Center | 7-0 | 257
Mayfield, KY | Graves County (Cincinnati)



Twitter: @ChrisVogt33 | Instagram: @chrisvogt33

INDIVIDUAL BENCHMARKS

	SEASON	CAREER
GP/GS:	30/0	131/52
10+ POINTS:	1	27
20+ POINTS:	0	3
5+ REBOUNDS:	6	41
10+ REBOUNDS:	0	5
DOUBLE-DOUBLES:	0	4
2+ BLOCKS:	7	37
LED TEAM IN PTS:	0	6
LED TEAM IN REB:	3	15

GET TO KNOW CHRIS

Fifth-year senior transfer Chris Vogt joins the Wisconsin program after playing at Cincinnati last season. A 7-foot center from Mayfield, Kentucky, Vogt has played in nearly 130 games over his four-year collegiate career, including starting 50 of 53 games at Cincinnati. As a junior in 2019-20, he averaged 11.0 points, 5.9 rebounds and 1.6 blocks per game, shooting a conference-leading 64.8 percent from the floor. Last season, Vogt started 21 of 23 games and averaged 5.0 points, 3.5 rebounds, 1.1 blocks, and 56 percent field goal shooting in 19.4 minutes per game. He ranked among the conference leaders in blocks (fifth) and offensive rebounds (15th). Vogt spent his freshman and sophomore seasons at Northern Kentucky, where he played 48 games.

HONORS

- 2021-22 B1G Regulr Season Champion
- 2019-20 AAC Regular Season Championship
- 2018-19 Horizon League Regular Season Champion
- 2017-18 Horizon League Regular Season Champion

TOP CAREER PERFORMANCES

- **NEBRASKA (3/6/22):** On senior day, scored season-high 13 points on 5-for-6 shooting from the floor. Picked up 3 rebounds and 2 blocks in matchup
- **NICHOLLS (12/15/21):** Helped UW off the bench, finishing with 9 pts, 7 reb (4 off.), 1 stl in 25 minutes
- **INDIANA (12/8/21):** Season highs with 9 points and 6 rebounds to spark UW's come-from-behind win
- **LIPSCOMB (12/2/20):** Scored 12 points (6-7 FG) and hauled in 7 rebounds in the season opener. Played season-high 32 minutes
- **SOUTH FLORIDA (12/16/20):** Sparked the Bearcats offense with a season-high 13 points and added 4 rebounds, 3 assists, and 1 block

SEASON HIGHS

POINTS: 13 vs. Nebraska (3/6/22)
FIELD GOALS: 5 vs. Nebraska (3/6/22)
FG ATTEMPTS: 7 vs. Nicholls (12/15/21)
3-POINT FGS: --
3-POINT FGAS: 1 vs. Green Bay (11/12/21)
FREE THROWS: 4 vs. Green Bay (11/12/21)
FT ATTEMPTS: 4 vs. Green Bay (11/12/21)
REBOUNDS: 9 vs. St. Francis Bkn (11/9/21)
ASSISTS: 2 (4x) MR vs. Purdue (3/1/22)
BLOCKS: 3 (2x) MR at Maryland (1/9/22)
STEALS: 2 vs. Rutgers (2/12/22)
MINUTES: 25 vs. Nicholls (12/15/21)

CAREER HIGHS

POINTS: 21 (2x) MR at Tulane (1/4/20)*
FIELD GOALS: 9 (3x) MR at Tulane (1/4/20)*
FG ATTEMPTS: 13 vs. Green Bay (1/24/19)**
3-POINT FGS: --
3-POINT FGAS: 1 vs. Green Bay (11/12/21)
FREE THROWS: 8 at Temple (1/22/20)*
FT ATTEMPTS: 9 (2x) MR at Temple (1/22/20)*
REBOUNDS: 14 vs. Green Bay (1/24/19)**
ASSISTS: 4 vs. Furman (12/10/20)*
BLOCKS: 6 vs. Temple (2/12/21)*
STEALS: 3 (2x) MR vs. Memphis (2/28/21)*
MINUTES: 41 at UConn (2/9/20)*

*recorded at Cincinnati **recorded at N Kentucky

GAME-BY-GAME STATISTICS

Opponent	Date	gs	min	Total		3-Pointers		Free throws		Rebounds			pf	a	t/o	blk	stl	pts	avg	
				fg-fga	pct	3fg-fga	pct	ft-fa	pct	off	def	tot								avg
ST. FRANCIS BROOKLYN	11/09/21	17	1-3	.333	0-0	.000	0-0	.000	2	7	9	9.0	2	1	0	2	1	2	2.0	
GREEN BAY	11/12/21	12	0-2	.000	0-1	.000	4-4	1.000	3	2	5	7.0	3	0	0	1	0	4	3.0	
PROVIDENCE	11/15/21	9	0-0	.000	0-0	.000	0-0	.000	0	1	1	5.0	3	1	0	1	0	0	2.0	
vs Texas A&M	11/22/21	7	0-0	.000	0-0	.000	0-0	.000	1	1	2	4.3	1	0	0	0	0	0	1.5	
vs Houston	11/23/21	11	0-0	.000	0-0	.000	0-0	.000	0	2	2	3.8	3	1	0	0	0	0	1.2	
vs Saint Mary's (CA)	11/24/21	6	0-1	.000	0-0	.000	0-0	.000	2	0	2	3.5	2	0	1	0	0	0	1.0	
at Georgia Tech	12/01/21	12	0-2	.000	0-0	.000	0-0	.000	3	4	7	4.0	4	1	0	0	0	0	0.9	
MARQUETTE	12/04/21	5	0-0	.000	0-0	.000	1-2	.500	1	2	3	3.9	0	0	2	0	0	1	0.9	
INDIANA	12/08/21	21	4-6	.667	0-0	.000	1-1	1.000	4	2	6	4.1	2	1	0	0	1	9	1.8	
at Ohio St.	12/11/21	17	3-6	.500	0-0	.000	1-3	.333	0	2	2	3.9	4	0	0	3	1	7	2.3	
NICHOLLS ST.	12/15/21	26	4-7	.571	0-0	.000	1-3	.333	4	3	7	4.2	2	1	0	0	1	9	2.9	
ILLINOIS ST.	12/29/21	12	2-4	.500	0-0	.000	0-0	.000	2	1	3	4.1	4	1	1	1	0	4	3.0	
at Purdue	01/03/22	13	2-3	.667	0-0	.000	2-3	.667	3	0	3	4.0	5	0	1	0	0	6	3.2	
IOWA	01/06/22	13	0-3	.000	0-0	.000	0-0	.000	2	2	4	4.0	3	1	0	0	0	0	3.0	
at Maryland	01/09/22	17	1-2	.500	0-0	.000	0-0	.000	0	1	1	3.8	3	2	0	3	0	2	2.9	
OHIO ST.	01/13/22	15	2-3	.667	0-0	.000	0-0	.000	0	1	1	3.6	3	2	0	0	1	4	3.0	
at Northwestern	01/18/22	18	2-4	.500	0-0	.000	0-0	.000	3	1	4	3.6	3	0	1	2	0	4	3.1	
MICHIGAN ST.	01/21/22	8	0-0	.000	0-0	.000	0-0	.000	0	1	1	3.5	3	2	0	0	0	0	2.9	
at Nebraska	01/27/22	15	0-4	.000	0-0	.000	0-0	.000	2	3	5	3.6	2	1	1	1	0	0	2.7	
MINNESOTA	01/30/22	8	0-1	.000	0-0	.000	0-0	.000	1	0	1	3.5	1	1	0	0	0	0	2.6	
at Illinois	02/02/22	13	1-2	.500	0-0	.000	0-0	.000	2	1	3	3.4	4	1	0	0	1	2	2.6	
PENN ST.	02/05/22	15	1-3	.333	0-0	.000	0-0	.000	3	1	4	3.5	0	0	1	0	1	2	2.5	
at Michigan St.	02/08/22	12	1-1	1.000	0-0	.000	0-3	.000	1	2	3	3.4	1	0	1	2	0	2	2.5	
RUTGERS	02/12/22	14	1-2	.500	0-0	.000	0-2	.000	2	2	4	3.5	2	0	0	0	2	2	2.5	
at Indiana	02/15/22	7	0-0	.000	0-0	.000	2-2	1.000	0	1	1	3.4	4	0	1	1	1	2	2.5	
MICHIGAN	02/20/22	12	2-4	.500	0-0	.000	0-0	.000	0	1	1	3.3	1	0	1	2	0	4	2.5	
at Minnesota	02/23/22	9	1-1	1.000	0-0	.000	2-3	.667	1	2	3	3.3	1	1	1	1	0	4	2.6	
at Rutgers	02/26/22	8	0-0	.000	0-0	.000	1-2	.500	1	1	2	3.2	1	0	1	0	0	1	2.5	
PURDUE	03/01/22	16	1-1	1.000	0-0	.000	0-0	.000	3	1	4	3.2	1	2	1	1	0	2	2.5	
NEBRASKA	03/06/22	14	5-6	.833	0-0	.000	3-3	1.000	2	1	3	3.2	4	0	1	2	1	13	2.9	
Totals		0	382	34-71	.479	0-1	.000	18-31	.581	48	49	97	3.2	72	20	15	23	11	86	2.9

CAREER STATISTICS

Overall					3-Point			Rebounding									
Year	GP-GS	Min/Avg	FG-FGA	Pct	FG-FGA	Pct	FT-FTA	Pct	Off-Def	Tot	Avg	PF-FO	Ast	TO	Blk	Stl	Pts/Avg
2017-18*	13-0	42/3.2	6-10	.600	---	---	2-6	.333	0-9	9	0.7	8-0	3	2	4	2	8/1.1
2018-19*	35-2	450/12.9	64-111	.577	---	---	30-78	.385	47-82	129	3.7	87-0	20	36	42	10	158/4.5
2019-20**	30-29	856/28.5	136-210	.648	---	---	58-101	.574	78-99	177	5.9	93-0	25	51	47	10	330/11.0
2020-21**	23/21	447/19.4	47-84	.560	---	---	20-57	.351	35-46	81	3.5	73-0	25	28	25	5	114/5.0
2021-22	30-0	382/12.7	34-71	.479	0-1	.000	18-31	.581	48-49	97	3.2	72-0	20	15	23	11	86/2.9
Total	131-52	2177/16.6	287-486	.591	0-1	.000	128-273	.469	208-285	493	3.8	333	93	132	141	38	702/5.4

*at Northern Kentucky **at Cincinnati

Conference			3-Point					Rebounding									
Year	GP-GS	Min/Avg	FG-FGA	Pct	FG-FGA	Pct	FT-FTA	Pct	Off-Def	Tot	Avg	PF-FO	Ast	TO	Blk	Stl	Pts/Avg
2017-18*	7-0	11/1.6	1-1	1.000	---	---	---	---	0-2	2	0.3	2-0	1	1	3	0	2/0.3
2018-19*	18-2	230/12.8	33-63	.524	---	---	14-35	.400	22-42	64	3.6	36-0	10	18	22	5	80/4.4
2019-20**	18-17	523/29.1	74-118	.627	---	---	31-58	.534	45-50	95	5.3	59-0	14	35	31	8	179/9.9
2020-21**	14-12	271/19.4	25-54	.463	---	---	19-47	.404	23-28	51	3.6	45-0	15	13	15	4	69/4.9
2021-22	20-0	265/13.3	27-52	.519	---	---	12-22	.545	30-26	56	2.8	48-0	14	11	18	9	66/3.3
Total	77-31	1300/16.9	160-288	.556	---	---	76-162	.469	120-148	268	3.5	190	54	78	89	26	396/5.1

*Horizon League **American Athletic Conference

34 | BRAD DAVISON

Senior | Guard | 6-4 | 200

Maple Grove, Minn. | Maple Grove High School



Twitter: @braddavi34 | Instagram: @braddavison

INDIVIDUAL BENCHMARKS

	SEASON	CAREER
GP/GS:	30/30	158/154
20+ POINTS:	8	18
30+ POINTS:	0	2
3+ ASSISTS:	11	54
3+ STEALS:	2	15
LED UW IN PTS:	6	31
LED UW IN AST:	10	34

GET TO KNOW BRAD

Fifth-year senior Brad Davison returns as a key team leader for Wisconsin, not only vocally, but also in terms of production on the court. The Maple Grove, Minnesota native has now made 155 career starts as a Badger, setting the school record. Last year, Davison averaged 10.0 points per game and shot a career-best 39.1 percent from 3-point range. Starting all 31 games last season, Davison had a masterful performance in the 2021 NCAA Tournament, scoring a game-high 29 points and leading the Badgers to an 85-62 win over North Carolina in the first round.

HONORS

- Big Ten Co-Player of the Week (12/6/21)
- 2018 Big Ten All-Freshman Team
- 2x Big Ten Freshman of the Week
- 3x Academic All-Big Ten (2019, '20, '21)

CAREER

- Ranks 1st in school history with 296 career 3FGs
- Ranks 1st in school history with 154 career starts
- Ranks 4th in school history with 84.2% career FT%.
- Ranks 6th in school history with 1,788 points
- Ranks 9th in school history with 332 career assists
- Ranks 9th in school history with 156 career steals
- 100 total wins at Wisconsin

TOP SEASON PERFORMANCES

- **at Indiana (2/15/22):** Went a perfect 10-for-10 from the charity stripe and scored 21 points and added seven rebounds in comeback win at Assembly Hall
- **at Nebraska (1/27/22):** Set UW's career 3FG record, finishing with 21 pts (5-8 3FG), 7 reb, 4 ast and 3 stl
- **#16 OHIO STATE (1/13/22):** Scored a game-high 25 points (7-12 FG, 4-6 3FG, 7-8 FT)
- **MARQUETTE (12/4/21):** Scored 20 points, shooting 4-for-8 from 3PT range in the win

SEASON HIGHS

POINTS: 27 at Ga Tech (12/1/21)
FIELD GOALS: 9 at Ga Tech (12/1/21)
FG ATTEMPTS: 17 vs. Providence (11/15/21)
3-POINT FGS: 6 vs. Michigan State (1/21/22)
3-POINT FGAS: 11 (2x) MR vs. Texas A&M (11/22/21)
FREE THROWS: 10 at Indiana (2/15/22)
FT ATTEMPTS: 10 (2x) MR at Indiana (2/15/22)
REBOUNDS: 7 (5x) MR at Indiana (2/15/22)
ASSISTS: 4 (2x) MR at Nebraska (1/27/22)
BLOCKS: --
STEALS: 3 (2x) MR at Nebraska (1/27/22)
MINUTES: 39 vs. Providence (11/15/21)

CAREER HIGHS

POINTS: 30 (2x) MR at Nebraska (2/15/20)
FIELD GOALS: 11 at Nebraska (2/15/20)
FG ATTEMPTS: 19 vs. Michigan State (2/25/18)
3-POINT FGS: 8 at Nebraska (2/15/20)
3-POINT FGAS: 11 (3x) MR vs. Texas A&M (11/22/21)
FREE THROWS: 12 vs. Rhode Island (12/9/20)
FT ATTEMPTS: 16 vs. Marquette (12/9/17)
REBOUNDS: 13 at Penn State (1/11/20)
ASSISTS: 7 vs. Nebraska (12/22/20)
BLOCKS: 1 (3x) MR vs. Mich. State (3/16/19)
STEALS: 5 vs. Illinois (2/27/21)
MINUTES: 44 vs. Minnesota (2/19/18)

GAME-BY-GAME STATISTICS

Opponent	Date	gs	min	Total	fg-fga	pct	3fg-fga	pct	ft-fa	pct	Rebounds	off	def	tot	avg	pf	a	t/o	blk	stl	pts	avg
ST. FRANCIS BROOKLYN	11/03/21	*	23	3-8	.375	2-4	.500	0-1	.000	0	6	6	6.0	2	2	1	0	2	8	8.0		
GREEN BAY	11/12/21	*	24	5-8	.625	1-4	.250	4-4	1.000	2	1	3	4.5	2	2	1	0	1	15	11.5		
PROVIDENCE	11/15/21	*	39	7-17	.412	3-11	.273	8-10	.800	1	6	7	5.3	4	0	2	0	3	25	16.0		
vs Texas A&M	11/22/21	*	35	5-16	.313	3-11	.273	6-6	1.000	0	7	7	5.8	2	3	1	0	0	19	16.8		
vs Houston	11/23/21	*	28	2-6	.333	1-5	.200	4-4	1.000	0	4	4	5.4	4	2	1	0	1	9	15.2		
vs Saint Mary's (CA)	11/24/21	*	35	1-10	.100	1-7	.143	1-2	.500	1	2	3	5.0	3	1	0	0	0	4	13.3		
at Georgia Tech	12/01/21	*	37	9-16	.563	5-9	.556	4-5	.800	0	1	1	4.4	2	3	1	0	0	27	15.3		
MARQUETTE	12/04/21	*	33	6-12	.500	4-8	.500	4-5	.800	0	4	4	4.4	1	1	0	0	0	20	15.9		
INDIANA	12/08/21	*	34	3-12	.250	2-7	.286	0-0	.000	0	4	4	4.3	1	3	1	0	1	8	15.0		
at Ohio St.	12/11/21	*	28	4-12	.333	3-6	.500	2-2	1.000	0	5	5	4.4	3	0	1	0	0	13	14.8		
NICHOLLS ST.	12/15/21	*	35	5-12	.417	4-9	.444	5-6	.833	0	1	1	4.1	5	2	1	0	1	19	15.2		
ILLINOIS ST.	12/29/21	*	33	1-9	.111	1-8	.125	4-4	1.000	1	4	5	4.2	2	3	1	0	0	7	14.5		
at Purdue	01/03/22	*	38	5-11	.455	3-6	.500	2-2	1.000	0	3	3	4.1	1	3	0	0	0	15	14.5		
IOWA	01/06/22	*	32	6-11	.545	1-3	.333	5-5	1.000	3	4	7	4.3	1	2	1	0	1	18	14.8		
at Maryland	01/09/22	*	38	3-10	.300	1-7	.143	4-6	.667	1	2	3	4.2	1	2	1	0	1	11	14.5		
OHIO ST.	01/13/22	*	37	7-12	.583	4-6	.667	7-8	.875	0	3	3	4.1	2	1	1	0	0	25	15.2		
at Northwestern	01/18/22	*	37	4-8	.500	2-6	.333	3-3	1.000	0	4	4	4.1	1	4	1	0	0	13	15.1		
MICHIGAN ST.	01/21/22	*	35	8-12	.667	6-10	.600	0-0	.000	0	2	2	4.0	3	3	2	0	1	22	15.4		
at Nebraska	01/27/22	*	35	6-14	.429	5-8	.625	4-5	.800	0	7	7	4.2	3	4	2	0	3	21	15.7		
MINNESOTA	01/30/22	*	38	5-13	.385	4-9	.444	0-0	.000	0	4	4	4.2	2	2	1	0	1	14	15.7		
at Illinois	02/02/22	*	36	3-12	.250	0-6	.000	1-1	1.000	0	6	6	4.2	3	0	0	0	0	7	15.2		
PENN ST.	02/05/22	*	35	3-10	.300	1-6	.167	2-2	1.000	1	3	4	4.2	3	1	1	0	0	9	15.0		
at Michigan St.	02/08/22	*	35	2-10	.200	2-7	.286	2-2	1.000	1	1	2	4.1	1	1	1	0	0	8	14.7		
RUTGERS	02/12/22	*	37	3-13	.231	1-9	.111	2-2	1.000	0	4	4	4.1	4	3	1	0	1	9	14.4		
at Indiana	02/15/22	*	35	4-11	.364	3-8	.375	10-10	1.000	0	7	7	4.2	2	2	1	0	2	21	14.7		
MICHIGAN	02/20/22	*	33	2-9	.222	2-7	.286	4-4	1.000	0	2	2	4.2	3	0	0	0	2	10	14.5		
at Minnesota	02/23/22	*	36	2-8	.250	1-6	.167	2-2	1.000	0	3	3	4.1	2	3	2	0	0	7	14.2		
at Rutgers	02/26/22	*	36	5-11	.455	4-8	.500	0-0	.000	0	4	4	4.1	2	2	0	0	2	14	14.2		
PURDUE	03/01/22	*	32	3-7	.429	1-3	.333	0-1	.000	0	4	4	4.1	2	0	0	0	0	7	14.0		
NEBRASKA	03/06/22	*	38	5-15	.333	3-9	.333	7-9	.778	0	4	4	4.1	1	3	0	0	1	20	14.2		
Totals			30	1027	127-335	.379	74-213	.347	97-111	.874	11	112	123	4.1	68	58	26	0	24	425	14.2	

CAREER STATISTICS

Overall	3-Point				Rebounding				PF-FO				Ast TO				Blk Stl				Pts/Avg	
Year	GP-GS	Min/Avg	FG-FGA	Pct	FG-FGA	Pct	FT-FTA	Pct	Off-Def	Tot	Avg	PF-FO	Ast	TO	Blk	Stl	Pts/Avg					
2017-18	33-29	1028/31.2	124-306	.405	60-169	.355	90-110	.818	10-66	76	2.3	109-3	83	59	1	40	398/12.1					
2018-19	34-34	1096/32.2	115-299	.385	52-149	.349	76-94	.809	10-101	111	3.3	79-2	62	34	2	36	358/10.5					
2019-20	30-30	927/30.9	92-233	.395	47-131	.359	65-77	.844	16-113	129	4.3	73-0	56	27	0	23	296/9.9					
2020-21	31-31	960/31.0	91-264	.345	63-162	.389	66-76	.868	10-99	109	3.5	72-2	73	72	0	33	311/10.0					
2021-22	30-30	1027/34.2	127-335	.379	74-213	.347	97-111	.874	11-112	123	4.1	68-0	58	26	0	24	425/14.2					
Total	158-154	5038/31.9	549-1437	.382	296-824	.359	394-468	.842	57-491	548	3.5	401-7	332	173	3	156	1788/11.3					

Conference	3-Point				Rebounding				PF-FO				Ast TO				Blk Stl				Pts/Avg	
Year	GP-GS	Min/Avg	FG-FGA	Pct	FG-FGA	Pct	FT-FTA	Pct	Off-Def	Tot	Avg	PF-FO	Ast	TO	Blk	Stl	Pts/Avg					
2017-18	18-18	598/33.2	67-175	.383	34-96	.354	47-53	.887	5-41	46	2.6	64-2	51	41	1	19	215/11.9					
2018-19	20-20	667/33.4	72-186	.387	32-87	.368	39-51	.765	6-64	70	3.5	51-2	37	18	1	15	215/10.8					
2019-20	19-19	593/31.2	56-149	.376	32-87	.368	42-52	.808	9-76	85	4.5	47-0	31	15	0	11	186/9.8					
2020-21	20-20	636/31.8	54-178	.303	38-108	.352	28-34	.824	9-67	76	3.8	50-1	47	18	0	25	174/8.7					
2021-22	20-20	705/35.3	83-221	.376	49-137	.358	57-64	.891	6-76	82	4.1	41-0	39	17	0	16	272/13.6					
Total	97-97	3199/33.0	332-909	.365	185-515	.359	213-254	.839	35-324	359	3.7	253-5	205	109	2	86	1062/10.9					

2 | JORDAN DAVIS

Sophomore | Guard | 6-4 | 198
La Crosse, Wis. | La Crosse Central High School

GAME-BY-GAME STATISTICS

Opponent	Date	gs	min	Total		3-Pointers		Free throws		Rebounds				pf	a	t/o	blk	stl	pts	avg
				fg-fga	pct	3fg-fga	pct	ft-fa	pct	off	def	tot	avg							
ST. FRANCIS BROOKLYN	11/09/21	4	1-2	.500	1-2	.500	0-0	.000	0	0	0	0.0	0	0	1	0	0	3	3.0	
GREEN BAY	11/12/21	7	2-2	1.000	0-0	.000	0-0	.000	1	1	2	1.0	2	0	1	0	1	4	3.5	
PROVIDENCE	11/15/21	0	1-1	1.000	1-1	1.000	0-0	.000	0	0	0	0.7	0	0	0	0	0	3	3.3	
vs Texas A&M	11/22/21	6	1-1	1.000	1-1	1.000	0-0	.000	1	3	4	1.5	1	0	0	0	1	3	3.3	
vs Houston	11/23/21	5	0-0	.000	0-0	.000	0-0	.000	0	1	1	1.4	1	0	0	0	0	0	2.6	
MARQUETTE	12/04/21	3	0-0	.000	0-0	.000	0-0	.000	0	0	0	1.2	0	0	1	0	0	0	2.2	
INDIANA	12/08/21	12	1-4	.250	1-4	.250	0-0	.000	0	1	1	1.1	0	0	0	0	0	3	2.3	
at Ohio St.	12/11/21	16	1-2	.500	0-0	.000	0-1	.000	1	1	2	1.3	0	0	0	1	1	2	2.3	
NICHOLLS ST.	12/15/21	7	0-1	.000	0-1	.000	0-0	.000	1	1	2	1.3	0	1	0	0	0	0	2.0	
ILLINOIS ST.	12/29/21	9	0-0	.000	0-0	.000	0-0	.000	0	0	0	1.2	0	0	0	0	0	0	1.8	
at Purdue	01/03/22	5	0-1	.000	0-1	.000	0-0	.000	0	2	2	1.3	1	0	0	0	1	0	1.6	
IOWA	01/06/22	1	0-0	.000	0-0	.000	0-0	.000	0	0	0	1.2	0	0	0	0	0	0	1.5	
at Maryland	01/09/22	4	1-1	1.000	1-1	1.000	0-0	.000	0	0	0	1.1	1	0	1	0	0	0	3.6	
OHIO ST.	01/13/22	3	0-1	.000	0-0	.000	0-0	.000	0	0	0	1.0	0	0	0	0	0	0	1.5	
at Northwestern	01/18/22	2	0-0	.000	0-0	.000	0-0	.000	0	1	1	1.0	0	0	0	0	0	0	1.4	
MICHIGAN ST.	01/21/22	1	0-0	.000	0-0	.000	0-0	.000	0	0	0	0.9	0	0	0	0	0	0	1.3	
at Nebraska	01/27/22	9	0-2	.000	0-1	.000	0-0	.000	1	1	2	1.0	0	1	0	1	0	0	1.2	
at Illinois	02/02/22	1	0-0	.000	0-0	.000	0-0	.000	0	0	0	0.9	2	0	0	0	0	0	1.2	
PENN ST.	02/05/22	1	0-1	.000	0-0	.000	0-0	.000	0	0	0	0.9	0	0	0	0	0	0	1.1	
at Indiana	02/15/22	7	0-3	.000	0-2	.000	0-0	.000	0	0	0	0.9	1	0	1	0	0	0	1.1	
MICHIGAN	02/20/22	1	0-0	.000	0-0	.000	1-2	.500	0	0	0	0.8	0	0	0	0	0	0	1.0	
at Minnesota	02/23/22	20	3-3	1.000	1-1	1.000	0-0	.000	0	2	2	0.9	0	2	0	0	0	7	1.3	
at Rutgers	02/26/22	11	0-1	.000	0-1	.000	0-0	.000	1	0	1	0.9	1	0	0	0	0	0	1.3	
PURDUE	03/01/22	6	0-2	.000	0-2	.000	0-0	.000	0	0	0	0.8	2	0	0	0	0	0	1.2	
NEBRASKA	03/06/22	13	1-5	.200	1-5	.200	0-0	.000	1	0	1	0.8	0	0	0	0	0	3	1.3	
Totals		0	154	12-33	.364	7-23	.304	1-3	.333	7	14	21	0.8	14	4	5	2	4	32	1.3

CAREER STATISTICS

Overall			3-Point					Rebounding									
Year	GP-GS	Min/Avg	FG-FGA	Pct	FG-FGA	Pct	FT-FTA	Pct	Off-Def	Tot	Avg	PF-FO	Ast	TO	Blk	Stl	Pts/Avg
2020-21	13-0	19/1.5	3-6	.500	2-5	.400	0-0	---	0-1	1	0.1	0-0	0	1	0	0	8/0.6
2021-22	25-0	154/6.2	12-33	.364	7-23	.304	1-3	.333	7-14	21	0.8	14-0	4	5	2	4	32/1.3
Total	38-0	173/4.6	15-39	.385	9-28	.321	1-3	.333	7-15	22	0.6	14	4	6	2	4	40/1.1

Conference			3-Point					Rebounding									
Year	GP-GS	Min/Avg	FG-FGA	Pct	FG-FGA	Pct	FT-FTA	Pct	Off-Def	Tot	Avg	PF-FO	Ast	TO	Blk	Stl	Pts/Avg
2020-21	8-0	9/1.1	1-4	.250	0-3	.000	0-0	---	0-1	1	0.1	0-0	0	1	0	0	2/0.3
2021-22	17-0	113/6.6	7-26	.269	4-18	.222	1-3	.333	4-8	12	0.7	8-0	3	2	2	2	19/1.1
Total	25-0	122/4.9	8-30	.267	4-21	.190	1-3	.333	4-9	13	0.5	8-0	3	3	2	2	21/0.8

4 | CARTER HIGGINBOTTOM

Junior | Guard | 6-0 | 193
Chicago, Ill. | St. Ignatius High School

GAME-BY-GAME STATISTICS

Opponent	Date	gs	min	Total		3-Pointers		Free throws		Rebounds				pf	a	t/o	blk	stl	pts	avg
				fg-fga	pct	3fg-fga	pct	ft-fa	pct	off	def	tot	avg							
ST. FRANCIS BROOKLYN	11/09/21	1	0-0	.000	0-0	.000	0-0	.000	0	0	0	0.0	0	0	0	1	0	0	0	0.0
GREEN BAY	11/12/21	2	0-0	.000	0-0	.000	0-0	.000	0	0	0	0.0	0	0	0	0	0	0	0	0.0
MARQUETTE	12/04/21	1	0-0	.000	0-0	.000	0-0	.000	0	0	0	0.0	2	0	1	0	0	0	0	0.0
IOWA	01/06/22	1	0-1	.000	0-0	.000	0-0	.000	0	0	0	0.0	0	0	0	0	0	0	0	0.0
OHIO ST.	01/13/22	0	0-0	.000	0-0	.000	0-0	.000	0	0	0	0.0	0	0	0	0	0	0	0	0.0
MICHIGAN	02/20/22	1	0-0	.000	0-0	.000	0-0	.000	0	0	0	0.0	0	0	0	0	0	0	0	0.0
Totals		0	6	0-1	.000	0-0	.000	0-0	.000	0	0	0	0.0	2	0	2	0	0	0	0.0

CAREER STATISTICS

Overall	3-Point										Rebounding							
Year	GP-GS	Min/Avg	FG-FGA	Pct	FG-FGA	Pct	FT-FTA	Pct	Off-Def	Tot	Avg	PF-FO	Ast	TO	Blk	Stl	Pts/Avg	
2018-19	REDSHIRT SEASON																	
2019-20	9-0	9/1.0	0-1	.000	0-0	--	---	--	0-1	1	.111	0-0	0	1	0	0	0/0.0	
2020-21	9-0	10/1.1	0-4	.000	0-0	--	0-2	.000	0-0	0	.000	1-0	1	2	0	1	0/0.0	
2021-22	6-0	6/1.0	0-1	.000	---	---	---	---	0-0	0	.000	2-0	0	2	0	0	0/0.0	
Total	24-0	25/1.0	0-6	.000	0-0	---	0-2	.000	0-1	1	.041	3-0	1	5	0	1	0/0.0	

Conference			3-Point					Rebounding									
Year	GP-GS	Min/Avg	FG-FGA	Pct	FG-FGA	Pct	FT-FTA	Pct	Off-Def	Tot	Avg	PF-FO	Ast	TO	Blk	Stl	Pts/Avg
2018-19																	
REDSHIRT SEASON																	
2019-20	4-0	4/1.0	0-1	.000	0-0	---	0-0	---	0-0	0	0.0	0-0	0	0	0	0	0/0.0
2020-21	4-0	5/1.3	0-1	.000	0-0	---	0-2	.000	0-0	0	0.0	1-0	0	1	0	0	0/0.0
2021-22	3-0	2/0.7	0-1	.000	0-0	---	0-0	---	---	---	---	---	---	---	---	---	---
Total	11-0	10/1.0	0-3	.000	0-0	---	0-2	.000	0-0	0	0.0	1	0	1	0	0	0/0.0

SEASON HIGHS

POINTS: 7 at Minnesota (2/23/22)
FIELD GOALS: 3 at Minnesota (2/23/22)
FG ATTEMPTS: 5 vs. Nebraska (3/6/22)
3-POINT FGS: 1 (7x) MR vs. Nebraska (3/6/22)
3-POINT FGAS: 5 vs. Nebraska (3/6/22)
FREE THROWS: 1 vs. Michigan (2/20/22)
FT ATTEMPTS: 2 vs. Michigan (2/20/22)
REBOUNDS: 4 vs. Texas A&M (11/22/21)
ASSISTS: 2 at Minnesota (2/23/22)
BLOCKS: 1 at Nebraska (1/27/22)
STEALS: 1 (4x) MR at Purdue (1/3/22)
MINUTES: 20 at Minnesota (2/23/22)

CAREER HIGHS

POINTS: 7 at Minnesota (2/23/22)
FIELD GOALS: 3 at Minnesota (2/23/22)
FG ATTEMPTS: 5 vs. Nebraska (3/6/22)
3-POINT FGS: 1 (9x) MR vs. Nebraska (3/6/22)
3-POINT FGAS: 5 vs. Nebraska (3/6/22)
FREE THROWS: 1 vs. Michigan (2/20/22)
FT ATTEMPTS: 2 vs. Michigan (2/20/22)
REBOUNDS: 4 vs. Texas A&M (11/22/21)
ASSISTS: 2 at Minnesota (2/23/22)
BLOCKS: 1 at Nebraska (1/27/22)
STEALS: 1 (4x) MR at Purdue (1/3/22)
MINUTES: 20 at Minnesota (2/23/22)

SEASON HIGHS

POINTS: --
FIELD GOALS: --
FG ATTEMPTS: 1 vs. Iowa (1/6/22)
3-POINT FGS: --
3-POINT FGAS: --
FREE THROWS: --
FT ATTEMPTS: --
REBOUNDS: --
ASSISTS: --
BLOCKS: --
STEALS: --
MINUTES: 2 vs. Green Bay (11/12/21)

CAREER HIGHS

POINTS: --
FIELD GOALS: --
FG ATTEMPTS: 1 (5x) MR vs. Penn State (2/2/21)
3-POINT FGS: --
3-POINT FGAS: --
FREE THROWS: --
FT ATTEMPTS: 2 at Nebraska (2/10/21)
REBOUNDS: 1 vs. Milwaukee (12/21/19)
ASSISTS: 1 vs. Green Bay (12/1/20)
BLOCKS: --
STEALS: 1 vs. North Carolina (3/19/21)
MINUTES: 2 (4x) MR vs. Green Bay (11/12/21)

Individual Game by Game

10 | ISAAC LINDSEY

Sophomore | Guard | 6-4 | 184
Mineral Point, Wis. | Mineral Point High School (UNLV)

GAME-BY-GAME STATISTICS

Opponent	Date	gs	min	Total		3-Pointers		Free throws		Rebounds				pf	a	t/o	blk	stl	pts	avg
				fg-fga	pct	3fg-fga	pct	ft-fa	pct	off	def	tot	avg							
ST. FRANCIS BROOKLYN	11/09/21	2	0-0	.000	0-0	.000	0-0	.000	0	0	0	0.0	0	0	0	0	0	0	0	0.0
GREEN BAY	11/12/21	4	0-1	.000	0-0	.000	0-0	.000	0	0	0	0.0	0	0	0	0	0	0	0	0.0
ILLINOIS ST.	12/29/21	3	1-3	.333	1-2	.500	0-0	.000	0	0	0	0.0	0	0	0	0	0	0	3	1.0
IOWA	01/06/22	1	0-0	.000	0-0	.000	0-0	.000	0	0	0	0.0	0	0	0	0	0	0	0	0.8
at Nebraska	01/27/22	1	0-0	.000	0-0	.000	0-0	.000	0	0	0	0.0	0	0	0	0	0	0	0	0.6
Totals		0	11	1-4	.250	1-2	.500	0-0	.000	0	0	0	0.0	0	0	0	0	0	3	0.6

CAREER STATISTICS

Overall		3-Point								Rebounding										
Year	GP-GS	Min/Avg	FG-FGA	Pct	FG-FGA	Pct	FT-FTA	Pct	Off-Def	Tot	Avg	PF-FO	Ast	TO	Blk	Stl	Pts	Avg		
2021-22	5-0	11/2.2	1-4	.250	1-2	.500	---	---	---	---	---	---	---	---	---	---	---	3/0.6		
Total	5-0	11/2.2	1-4	.250	1-2	.500	---	---	---	---	---	---	---	---	---	---	---	3/0.6		

Conference		3-Point								Rebounding										
Year	GP-GS	Min/Avg	FG-FGA	Pct	FG-FGA	Pct	FT-FTA	Pct	Off-Def	Tot	Avg	PF-FO	Ast	TO	Blk	Stl	Pts	Avg		
2021-22	2-0	2/2.0	---	---	---	---	---	---	---	---	---	---	---	---	---	---	---	---		
Total	2-0	2/2.0	---	---	---	---	---	---	---	---	---	---	---	---	---	---	---	---		

SEASON HIGHS

POINTS: 3 vs. Illinois St (12/29/21)
FIELD GOALS: 1 vs. Illinois St (12/29/21)
FG ATTEMPTS: 3 vs. Illinois St (12/29/21)
3-POINT FGS: 1 vs. Illinois St (12/29/21)
3-POINT FGAS: 2 vs. Illinois St (12/29/21)
FREE THROWS: --
FT ATTEMPTS: --
REBOUNDS: --
ASSISTS: --
BLOCKS: --
STEALS: --
MINUTES: 4 vs. Green Bay (11/12/21)

CAREER HIGHS

POINTS: 3 vs. Illinois St (12/29/21)
FIELD GOALS: 1 vs. Illinois St (12/29/21)
FG ATTEMPTS: 3 vs. Illinois St (12/29/21)
3-POINT FGS: 1 vs. Illinois St (12/29/21)
3-POINT FGAS: 2 vs. Illinois St (12/29/21)
FREE THROWS: --
FT ATTEMPTS: --
REBOUNDS: --
ASSISTS: --
BLOCKS: --
STEALS: --
MINUTES: 4 vs. Green Bay (11/12/21)

11 | LORNE BOWMAN II

Freshman | Guard | 6-2 | 210
Detroit, Mich. | St. Mary's High School

GAME-BY-GAME STATISTICS

Opponent	Date	gs	min	Total		3-Pointers		Free throws		Rebounds				pf	a	t/o	blk	stl	pts	avg
				fg-fga	pct	3fg-fga	pct	ft-fa	pct	off	def	tot	avg							
ST. FRANCIS BROOKLYN	11/09/21	15	3-7	.429	3-4	.750	0-0	.000	2	2	4	4.0	0	1	1	0	0	9	9.0	
GREEN BAY	11/12/21	15	1-3	.333	1-2	.500	0-0	.000	0	1	1	2.5	4	1	1	0	3	3	6.0	
PROVIDENCE	11/15/21	11	1-3	.333	1-2	.500	0-0	.000	0	0	0	1.7	1	0	1	0	0	3	5.0	
vs Texas A&M	11/22/21	11	0-1	.000	0-0	.000	2-2	1.000	0	0	0	1.3	1	1	0	0	1	2	4.3	
vs Houston	11/23/21	12	1-1	1.000	0-0	.000	0-1	.000	0	0	0	1.0	1	0	1	0	0	2	3.8	
vs Saint Mary's (CA)	11/24/21	11	2-5	.400	1-2	.500	0-0	.000	0	0	0	0.8	1	0	1	0	0	5	4.0	
at Georgia Tech	12/01/21	8	2-3	.667	1-2	.500	0-0	.000	0	2	2	1.0	1	0	0	0	0	5	4.1	
MARQUETTE	12/04/21	11	2-4	.500	1-3	.333	0-0	.000	0	1	1	1.0	2	0	3	0	0	5	4.3	
NICHOLLS ST.	12/15/21	13	1-2	.500	1-2	.500	1-3	.333	0	3	3	1.2	0	0	1	0	0	4	4.2	
at Purdue	01/03/22	5	0-0	.000	0-0	.000	0-0	.000	0	0	0	1.1	0	1	0	0	0	0	3.8	
IOWA	01/06/22	9	0-3	.000	0-1	.000	0-0	.000	0	0	0	1.0	2	0	1	0	0	0	3.5	
at Maryland	01/09/22	8	0-1	.000	0-0	.000	0-0	.000	0	1	1	1.0	1	2	1	0	1	0	3.2	
OHIO ST.	01/13/22	12	1-1	1.000	1-1	1.000	0-2	.000	0	0	0	0.9	2	0	0	0	0	3	3.2	
at Northwestern	01/18/22	5	0-1	.000	0-1	.000	0-0	.000	0	1	1	0.9	2	1	0	0	0	0	2.9	
MICHIGAN ST.	01/21/22	12	1-3	.333	0-2	.000	2-2	1.000	0	0	0	0.9	2	2	0	0	0	4	3.0	
at Nebraska	01/27/22	13	1-4	.250	0-1	.000	2-4	.500	0	1	1	0.9	1	0	1	0	0	4	3.1	
MINNESOTA	01/30/22	10	1-4	.250	0-1	.000	3-3	1.000	0	0	0	0.8	1	0	0	0	1	5	3.2	
at Illinois	02/02/22	15	3-4	.750	1-1	1.000	0-0	.000	1	2	3	0.9	0	1	0	0	0	7	3.4	
PENN ST.	02/05/22	12	0-4	.000	0-2	.000	1-4	.250	0	3	3	1.1	1	0	0	0	0	1	3.3	
at Michigan St.	02/08/22	11	1-4	.250	1-2	.500	0-2	.000	0	3	3	1.2	1	1	0	0	0	3	3.3	
RUTGERS	02/12/22	7	0-2	.000	0-1	.000	1-2	.500	0	1	1	1.1	0	0	1	0	0	1	3.1	
at Indiana	02/15/22	2	0-1	.000	0-0	.000	0-0	.000	0	0	0	1.1	0	0	0	0	0	0	3.0	
Totals		0	228	21-61	.344	12-30	.400	12-25	.480	3	21	24	1.1	24	11	13	0	6	66	3.0

CAREER STATISTICS

Overall		3-Point								Rebounding										
Year	GP-GS	Min/Avg	FG-FGA	Pct	FG-FGA	Pct	FT-FTA	Pct	Off-Def	Tot	Avg	PF-FO	Ast	TO	Blk	Stl	Pts	Avg		
2021-22	22-0	229/10.4	21-61	.344	12-30	.400	12-25	.480	3-21	24	1.1	24-0	11	13	0	6	66/3.0			
Total	22-0	229/10.4	21-61	.344	12-30	.400	12-25	.480	3-21	24	1.1	24-0	11	13	0	6	66/3.0			

Conference		3-Point								Rebounding										
Year	GP-GS	Min/Avg	FG-FGA	Pct	FG-FGA	Pct	FT-FTA	Pct	Off-Def	Tot	Avg	PF-FO	Ast	TO	Blk	Stl	Pts	Avg		
2021-22	13-0	122/9.4	8-32	.250	3-13	.231	9-19	.474	1-12	13	1.0	13-0	8	4	0	2	28/2.2			
Total	13-0	122/9.4	8-32	.250	3-13	.231	9-19	.474	1-12	13	1.0	13-0	8	4	0	2	28/2.2			

SEASON HIGHS

POINTS: 9 vs. St. Francis Bkn (11/9/21)
FIELD GOALS: 3 vs. St. Francis Bkn (11/9/21)
FG ATTEMPTS: 7 vs. St. Francis Bkn (11/9/21)
3-POINT FGS: 3 vs. St. Francis Bkn (11/9/21)
3-POINT FGAS: 4 vs. St. Francis Bkn (11/9/21)
FREE THROWS: 3 vs. Minnesota (1/30/22)
FT ATTEMPTS: 4 (2x) MR Penn St (2/5/22)
REBOUNDS: 4 vs. St. Francis Bkn (11/9/21)
ASSISTS: 2 (2x) MR vs. Michigan St (1/21/22)
BLOCKS: --
STEALS: 1 (3x) MR vs. Minnesota (1/30/22)
MINUTES: 15 vs. St. Francis Bkn (11/9/21)

CAREER HIGHS

POINTS: 9 vs. St. Francis Bkn (11/9/21)
FIELD GOALS: 3 vs. St. Francis Bkn (11/9/21)
FG ATTEMPTS: 7 vs. St. Francis Bkn (11/9/21)
3-POINT FGS: 3 vs. St. Francis Bkn (11/9/21)
3-POINT FGAS: 4 vs. St. Francis Bkn (11/9/21)
FREE THROWS: 3 vs. Minnesota (1/30/22)
FT ATTEMPTS: 4 (2x) MR Penn St (2/5/22)
REBOUNDS: 4 vs. St. Francis Bkn (11/9/21)
ASSISTS: 2 (2x) MR vs. Michigan St (1/21/22)
BLOCKS: --
STEALS: 1 (3x) MR vs. Minnesota (1/30/22)
MINUTES: 15 vs. St. Francis Bkn (11/9/21)

Individual Game by Game

13 | JUSTIN TAPHORN

Freshman | Guard | 6-5 | 198
Pekin, Ill. | Pekin High School

GAME-BY-GAME STATISTICS

Opponent	Date	gs	min	Total		3-Pointers		Free throws		Rebounds				pf	a	t/o	blk	stl	pts	avg
				fg-fga	pct	3fg-fga	pct	ft-fa	pct	off	def	tot	avg							
ST. FRANCIS BROOKLYN	11/09/21	1	0-0	.000	0-0	.000	0-0	.000	0	0	0	0.0	0	0	0	0	0	0	0	0.0
GREEN BAY	11/12/21	2	0-0	.000	0-0	.000	0-0	.000	0	0	0	0.0	0	0	0	0	0	0	0	0.0
MARQUETTE	12/04/21	1	0-0	.000	0-0	.000	0-0	.000	0	0	0	0.0	0	0	0	0	0	0	0	0.0
MICHIGAN	02/20/22	1	0-0	.000	0-0	.000	0-0	.000	0	0	0	0.0	0	0	0	1	0	0	0	0.0
Totals		0	5	0-0	.000	0-0	.000	0-0	.000	0	0	0	0.0	0	0	1	0	0	0	0.0

CAREER STATISTICS

Overall	3-Point								Rebounding								
Year	GP-GS	Min/Avg	FG-FGA	Pct	FG-FGA	Pct	FT-FTA	Pct	Off-Def	Tot	Avg	PF-FO	Ast	TO	Blk	Stl	Pts/Avg
2020-21	6-0	8/1.3	0-1	.000	0-1	.000	---	---	0-0	0	---	0-0	0	1	0	0	0/0.0
2021-22	4-0	5/1.3	0-0	.000	0-0	.000	---	---	0-0	0	---	0-0	0	1	0	0	0/0.0
Total	10-0	13/1.3	0-1	.000	0-1	.000	---	---	0-0	0	---	0-0	0	2	0	0	0/0.0
Overall	3-Point								Rebounding								
Year	GP-GS	Min/Avg	FG-FGA	Pct	FG-FGA	Pct	FT-FTA	Pct	Off-Def	Tot	Avg	PF-FO	Ast	TO	Blk	Stl	Pts/Avg
2020-21	2-0	2/1.0	0-0	---	0-0	---	0-0	---	0-0	0	0.0	0-0	0	0	0	0	0/0.0
2021-22	1-0	1/1.0	0-0	---	0-0	---	0-0	---	---	---	---	---	1	---	---	---	0/0.0
Total	3-0	3/1.0	0-0	---	0-0	---	0-0	---	0-0	0	0.0	0-0	0	0	0	0	0/0.0

SEASON HIGHS

POINTS: --
FIELD GOALS: --
FG ATTEMPTS: --
3-POINT FGS: --
3-POINT FGAS: --
FREE THROWS: --
FT ATTEMPTS: --
REBOUNDS: --
ASSISTS: --
BLOCKS: --
STEALS: --
MINUTES: 2 vs. Green Bay (11/12/21)

CAREER HIGHS

POINTS: --
FIELD GOALS: --
FG ATTEMPTS: 1 vs. Green Bay (12/1/20)
3-POINT FGS: --
3-POINT FGAS: 1 vs. Green Bay (12/1/20)
FREE THROWS: --
FT ATTEMPTS: --
REBOUNDS: --
ASSISTS: --
BLOCKS: --
STEALS: --
MINUTES: 2 vs. Green Bay (11/12/21)

14 | CARTER GILMORE

Freshman | Forward | 6-7 | 215
Hartland, Wis. | Arrowhead High School

GAME-BY-GAME STATISTICS

Opponent	Date	gs	min	Total		3-Pointers		Free throws		Rebounds				pf	a	t/o	blk	stl	pts	avg
				fg-fga	pct	3fg-fga	pct	ft-fa	pct	off	def	tot	avg							
ST. FRANCIS BROOKLYN	11/09/21	7	2-2	1.000	0-0	.000	1-2	.500	0	1	1	1.0	0	1	0	1	1	1	5	5.0
GREEN BAY	11/12/21	14	0-4	.000	0-1	.000	0-0	.000	2	3	5	3.0	0	0	1	2	0	0	0	2.5
PROVIDENCE	11/15/21	25	0-3	.000	0-1	.000	0-0	.000	0	5	5	3.7	2	0	0	0	0	0	1.7	
vs Texas A&M	11/22/21	11	0-0	.000	0-0	.000	1-2	.500	0	0	0	2.8	2	0	0	1	0	1	1.5	
vs Houston	11/23/21	9	0-1	.000	0-1	.000	0-0	.000	0	0	0	2.2	1	1	0	0	1	0	1.2	
vs Saint Mary's (CA)	11/24/21	12	1-1	1.000	0-0	.000	2-2	1.000	1	0	1	2.0	2	0	0	0	0	4	1.7	
at Georgia Tech	12/01/21	5	0-0	.000	0-0	.000	0-0	.000	0	1	1	1.9	1	0	0	0	0	0	1.4	
MARQUETTE	12/04/21	7	0-0	.000	0-0	.000	0-0	.000	1	0	1	1.8	3	1	0	0	0	0	1.3	
INDIANA	12/08/21	4	1-2	.500	0-1	.000	0-0	.000	0	0	0	1.6	0	0	0	0	0	2	1.3	
NICHOLLS ST.	12/15/21	4	0-0	.000	0-0	.000	0-1	.000	0	0	0	1.4	1	0	0	0	0	0	1.2	
ILLINOIS ST.	12/29/21	8	1-1	1.000	1-1	1.000	0-0	.000	0	3	3	1.5	1	0	0	0	0	3	1.4	
at Purdue	01/03/22	19	0-3	.000	0-3	.000	0-0	.000	2	0	2	1.6	1	1	1	0	0	0	1.3	
IOWA	01/06/22	8	1-2	.500	0-1	.000	0-0	.000	0	0	0	1.5	3	0	0	0	0	2	1.3	
at Maryland	01/09/22	9	1-2	.500	0-0	.000	0-0	.000	0	0	0	1.4	2	0	0	0	0	2	1.4	
OHIO ST.	01/13/22	7	0-2	.000	0-2	.000	0-0	.000	0	0	0	1.3	0	1	0	0	0	0	1.3	
at Northwestern	01/18/22	7	0-0	.000	0-0	.000	0-0	.000	0	2	2	1.3	0	3	0	0	0	0	1.2	
MICHIGAN ST.	01/21/22	10	0-3	.000	0-1	.000	0-0	.000	0	1	1	1.3	0	0	0	0	0	0	1.1	
at Nebraska	01/27/22	1	0-0	.000	0-0	.000	0-0	.000	0	0	0	1.2	0	0	0	0	0	0	1.1	
MINNESOTA	01/30/22	4	0-1	.000	0-1	.000	0-0	.000	0	0	0	1.2	1	0	0	0	0	0	1.0	
at Illinois	02/02/22	0	0-0	.000	0-0	.000	0-0	.000	0	0	0	1.1	0	0	0	0	0	0	1.0	
MICHIGAN	02/20/22	1	0-0	.000	0-0	.000	0-0	.000	0	0	0	1.0	0	0	0	0	0	0	0.9	
Totals		0	172	7-27	.259	1-13	.077	4-7	.571	6	16	22	1.0	20	8	2	4	2	19	0.9

CAREER STATISTICS

Overall			3-Point							Rebounding							
Year	GP-GS	Min/Avg	FG-FGA	Pct	FG-FGA	Pct	FT-FTA	Pct	Off-Def	Tot	Avg	PF-FO	Ast	TO	Blk	Stl	Pts/Avg
2020-21	9-0	17/1.9	1-5	.200	0-4	.000	0-0	.000	0-3	3	0.3	2-0	0	0	0	0	2/0.2
2021-22	21-0	172/8.2	7-27	.259	1-13	.077	4-7	.571	6-16	22	1.0	20-0	8	2	4	2	19/0.9
Total	30-0	189/6.3	8-32	.250	1-17	.059	4-7	.571	6-19	25	0.8	22-0	8	2	4	2	21/0.7
Conference			3-Point							Rebounding							
Year	GP-GS	Min/Avg	FG-FGA	Pct	FG-FGA	Pct	FT-FTA	Pct	Off-Def	Tot	Avg	PF-FO	Ast	TO	Blk	Stl	Pts/Avg
2020-21	4-0	8/2.0	0-2	.000	0-2	.000	---	---	0-1	1	0.3	1-0	0	0	0	0	0/0.0
2021-22	11-0	70/6.4	3-15	.200	0-9	.000	---	---	2-3	5	0.5	7-0	5	1	0	0	6/0.5
Total	15-0	78/5.2	3-17	.176	0-11	.000	---	---	2-4	6	0.4	8-0	5	1	0	0	6/0.4

SEASON HIGHS

POINTS: 5 vs. St. Francis Bkn (11/9/21)
FIELD GOALS: 2 vs. St. Francis Bkn (11/9/21)
FG ATTEMPTS: 3 (3x) MR vs. Michigan St (1/21/22)
3-POINT FGS: 1 vs. Illinois St (12/29/21)
3-POINT FGAS: 3 at Purdue (1/3/22)
FREE THROWS: 2 vs. Saint Mary's (11/24/21)
FT ATTEMPTS: 2 (2x) MR vs. Saint Mary's (11/24/21)
REBOUNDS: 5 vs. Providence (11/15/21)
ASSISTS: 3 at Northwestern (1/18/22)
BLOCKS: 1 vs. Texas A&M (11/22/21)
STEALS: 1 (2x) MR vs. Houston (11/23/21)
MINUTES: 25 vs. Providence (11/15/21)

CAREER HIGHS

POINTS: 5 vs. St. Francis Bkn (11/9/21)
FIELD GOALS: 2 vs. St. Francis Bkn (11/9/21)
FG ATTEMPTS: 3 (3x) MR vs. Michigan St (1/21/22)
3-POINT FGS: 1 vs. Illinois St (12/29/21)
3-POINT FGAS: 3 at Purdue (1/3/22)
FREE THROWS: 2 vs. Saint Mary's (11/24/21)
FT ATTEMPTS: 2 (2x) MR vs. Saint Mary's (11/24/21)
REBOUNDS: 5 vs. Providence (11/15/21)
ASSISTS: 3 at Northwestern (1/18/22)
BLOCKS: 1 vs. Texas A&M (11/22/21)
STEALS: 1 (2x) MR vs. Houston (11/23/21)
MINUTES: 25 vs. Providence (11/15/21)

Individual Game by Game

35 | MARKUS ILVER

Freshman | Forward | 6-8 | 247
Tallinn, Estonia | Western Reserve Academy

GAME-BY-GAME STATISTICS

Opponent	Date	gs	min	Total		3-Pointers		Free throws		Rebounds				pf	a	t/o	blk	stl	pts	avg
				fg-fga	pct	3fg-fga	pct	ft-fa	pct	off	def	tot	avg							
ST. FRANCIS BROOKLYN	11/09/21	7	1-2	.500	0-1	.000	0-0	.000	0	0	0	0.0	1	0	0	0	0	0	2	2.0
GREEN BAY	11/12/21	11	0-4	.000	0-2	.000	3-4	.750	1	3	4	2.0	4	0	1	0	0	3	2.5	
PROVIDENCE	11/15/21	2	0-0	.000	0-0	.000	0-0	.000	0	0	0	1.3	0	0	0	0	0	0	1.7	
MARQUETTE	12/04/21	2	0-1	.000	0-1	.000	0-0	.000	0	0	0	1.0	0	0	0	0	0	0	1.3	
at Ohio St.	12/11/21	3	0-1	.000	0-1	.000	0-0	.000	0	0	0	0.8	0	0	0	0	0	0	1.0	
ILLINOIS ST.	12/29/21	2	0-0	.000	0-0	.000	0-0	.000	0	0	0	0.7	0	0	0	0	0	0	0.8	
IOWA	01/06/22	1	0-0	.000	0-0	.000	0-0	.000	0	0	0	0.6	1	0	1	0	0	0	0.7	
MICHIGAN	02/20/22	1	0-0	.000	0-0	.000	0-0	.000	0	0	0	0.5	1	0	0	0	0	0	0.6	
Total		0	00	4-8	.125	0-5	.000	3-4	.750	4	3	4	0.5	7	0	2	0	0	5	0.6

CAREER STATISTICS

Overall			3-Point						Rebounding								
Year	GP-GS	Min/Avg	FG-FGA	Pct	FG-FGA	Pct	FT-FTA	Pct	Off-Def	Tot	Avg	PF-FO	Ast	TO	Blk	Stl	Pts/Avg
2021-22	8-0	29/3.6	1-8	.125	0-5	.000	3-4	.750	1-3	4	0.5	7-0	0	2	0	0	5/0.6
Total	8-0	29/3.6	1-8	.125	0-5	.000	3-4	.750	1-3	4	0.5	7-0	0	2	0	0	5/0.6
Conference			3-Point						Rebounding								
Year	GP-GS	Min/Avg	FG-FGA	Pct	FG-FGA	Pct	FT-FTA	Pct	Off-Def	Tot	Avg	PF-FO	Ast	TO	Blk	Stl	Pts/Avg
2021-22	3-0	5/1.7	0-1	.000	0-1	.000	0-0	---	0-0	0	0.0	2-0	0	1	0	0	0/0.0
Total	3-0	5/1.7	0-1	.000	0-1	.000	0-0	---	0-0	0	0.0	2-0	0	1	0	0	0/0.0

SEASON HIGHS

POINTS: 3 vs. Green Bay (11/12/21)
FIELD GOALS: 1 vs. St. Francis Bkn (11/9/21)
FG ATTEMPTS: 4 vs. Green Bay (11/12/21)
3-POINT FGS: --
3-POINT FGAS: 2 vs. Green Bay (11/12/21)
FREE THROWS: 3 vs. Green Bay (11/12/21)
FT ATTEMPTS: 4 vs. Green Bay (11/12/21)
REBOUNDS: 4 vs. Green Bay (11/12/21)
ASSISTS: --
BLOCKS: --
STEALS: --
MINUTES: 11 vs. Green Bay (11/12/21)

CAREER HIGHS

POINTS: 3 vs. Green Bay (11/12/21)
FIELD GOALS: 1 vs. St. Francis Bkn (11/9/21)
FG ATTEMPTS: 4 vs. Green Bay (11/12/21)
3-POINT FGS: --
3-POINT FGAS: 2 vs. Green Bay (11/12/21)
FREE THROWS: 3 vs. Green Bay (11/12/21)
FT ATTEMPTS: 4 vs. Green Bay (11/12/21)
REBOUNDS: 4 vs. Green Bay (11/12/21)
ASSISTS: --
BLOCKS: --
STEALS: --
MINUTES: 11 vs. Green Bay (11/12/21)

SEASON STATISTICS

Updated Through March 6, 2022

RECORD:	OVERALL	HOME	AWAY	NEUTRAL
ALL GAMES	24-6	12-4	9-2	3-0
CONFERENCE	15-5	7-3	8-2	0-0
NON-CONFERENCE	9-1	5-1	1-0	3-0

##	Player	gp-gs	min	avg	Total		3-Point		F-Throw		Rebounds				pf	dq	a	to	blk	stl	pts	avg
					fg-fga	fg%	3fg-fga	3fg%	ft-fa	ft%	off	def	tot	avg								
01	Johnny Davis	28-28	952	34.0	195-437	.446	33-99	.333	136-174	.782	38	189	227	8.1	54	1	61	63	18	31	559	20.0
34	Brad Davison	30-30	1027	34.2	127-335	.379	74-213	.347	97-111	.874	11	112	123	4.1	68	1	58	26	0	24	425	14.2
05	Tyler Wahl	29-29	880	30.3	132-253	.522	6-36	.167	65-92	.707	44	123	167	5.8	73	1	45	46	23	33	335	11.6
22	Steven Crowl	30-30	765	25.5	107-214	.500	24-74	.324	36-45	.800	46	91	137	4.6	77	1	44	28	8	9	274	9.1
23	Chucky Hepburn	30-30	940	31.3	85-219	.388	35-102	.343	38-52	.731	6	53	59	2.0	66	0	68	36	5	35	243	8.1
11	Lorne Bowman II	22-0	228	10.4	21-61	.344	12-30	.400	12-25	.480	3	21	24	1.1	24	0	11	13	0	6	66	3.0
33	Chris Vogt	30-0	382	12.7	34-71	.479	0-1	.000	18-31	.581	48	49	97	3.2	72	1	20	15	23	11	86	2.9
00	Jahcobi Neath	20-1	191	9.6	11-39	.282	4-16	.250	10-13	.769	9	21	30	1.5	13	0	7	5	1	4	36	1.8
20	Ben Carlson	29-2	258	8.9	20-60	.333	1-19	.053	5-11	.455	21	38	59	2.0	14	0	4	10	1	1	46	1.6
02	Jordan Davis	25-0	154	6.2	12-33	.364	7-23	.304	1-3	.333	7	14	21	0.8	14	0	4	5	2	4	32	1.3
14	Carter Gilmore	21-0	172	8.2	7-27	.259	1-13	.077	4-7	.571	6	16	22	1.0	20	0	8	2	4	2	19	0.9
35	Markus Ilver	8-0	29	3.6	1-8	.125	0-5	.000	3-4	.750	1	3	4	0.5	7	0	0	2	0	0	5	0.6
10	Isaac Lindsey	5-0	11	2.2	1-4	.250	1-2	.500	0-0	.000	0	0	0	0.0	0	0	0	0	0	0	3	0.6
04	Carter Higginbottom	6-0	6	1.0	0-1	.000	0-0	.000	0-0	.000	0	0	0	0.0	2	0	0	2	0	0	0	0.0
13	Justin Taphorn	4-0	5	1.3	0-0	.000	0-0	.000	0-0	.000	0	0	0	0.0	0	0	0	1	0	0	0	0.0
Team											38	41	79					4				
Total.....		30	6000		753-1762	.427	198-633	.313	425-568	.748	278	771	1049	35.0	504	5	330	258	85	160	2129	71.0
Opponents.....		30	6000		746-1703	.438	190-581	.327	312-461	.677	247	789	1036	34.5	567	13	344	344	98	139	1994	66.5

TEAM STATISTICS	WIS	OPP	Date	Opponent	Score	Att.
SCORING	2129	1994	11/09/21	ST. FRANCIS BROOKLYN	w 81-58	15735
Points per game	71.0	66.5	11/12/21	GREEN BAY	w 72-34	16005
Scoring margin	+4.5	-	11/15/21	PROVIDENCE	L 58-63	15773
FIELD GOALS-ATT	753-1762	746-1703	11/22/21	vs Texas A&M	w 69-58	0
Field goal pct	.427	.438	11/23/21	vs Houston	w 65-63	0
3 POINT FG-ATT	198-633	190-581	11/24/21	vs Saint Mary's (CA)	w 61-55	2901
3-point FG pct	.313	.327	12/01/21	at Georgia Tech	w 70-66	6302
3-pt FG made per game	6.6	6.3	12/04/21	MARQUETTE	w 89-76	17287
FREE THROWS-ATT	425-568	312-461	* 12/08/21	INDIANA	w 64-59	16013
Free throw pct	.748	.677	* 12/11/21	at Ohio St.	L 55-73	13856
F-Throws made per game	14.2	10.4	12/15/21	NICHOLLS ST.	w 71-68	15752
REBOUNDS	1049	1036	12/29/21	ILLINOIS ST.	w 89-85	15718
Rebounds per game	35.0	34.5	* 01/03/22	at Purdue	w 74-69	14804
Rebounding margin	+0.4	-	* 01/06/22	IOWA	w 87-78	15212
ASSISTS	330	344	* 01/09/22	at Maryland	w 70-69	10864
Assists per game	11.0	11.5	* 01/13/22	OHIO ST.	w 78-68	15571
TURNOVERS	258	344	* 01/18/22	at Northwestern	w 82-76	5251
Turnovers per game	8.6	11.5	* 01/21/22	MICHIGAN ST.	L 74-86	17287
Turnover margin	+2.9	-	* 01/27/22	at Nebraska	w 73-65	15385
Assist/turnover ratio	1.3	1.0	* 01/30/22	MINNESOTA	w 66-60	17287
STEALS	160	139	* 02/02/22	at Illinois	L 67-80	14860
Steals per game	5.3	4.6	* 02/05/22	PENN ST.	w 51-49	17287
BLOCKS	85	98	* 02/08/22	at Michigan St.	w 70-62	14797
Blocks per game	2.8	3.3	* 02/12/22	RUTGERS	L 65-73	17287
ATTENDANCE	264075	136230	* 02/15/22	at Indiana	w 74-69	17222
Home games-Avg/Game	16-16505	11-12121	* 02/20/22	MICHIGAN	w 77-63	17287
Neutral site-Avg/Game	-	3-967	* 02/23/22	at Minnesota	w 68-67	11761
			* 02/26/22	at Rutgers	w 66-61	8227
			* 03/01/22	PURDUE	w 70-67	17287
			* 03/06/22	NEBRASKA	L 73-74	17287
Score by Periods	1st	2nd	Totals			
Wisconsin	1006	1123	2129			
Opponents	914	1080	1994			

* = Conference game

BIG TEN STATISTICS

Updated Through March 6, 2022

RECORD:	OVERALL	HOME	AWAY	NEUTRAL
ALL GAMES	15-5	7-3	8-2	0-0
CONFERENCE	15-5	7-3	8-2	0-0
NON-CONFERENCE	0-0	0-0	0-0	0-0

#	Player	gp-gs	min	avg	Total		3-Point		F-Throw		Rebounds															
					fg-fga	fg%	3fg-fga	3fg%	ft-fa	ft%	off	def	tot	avg	pf	dq	a	to	blk	stl	pts	avg				
01	Johnny Davis	20-20	690	34.5	140-308	.455	22-69	.319	96-126	.762	25	152	177	8.9	44	1	39	48	12	19	398	19.9				
34	Brad Davison	20-20	705	35.2	83-221	.376	49-137	.358	57-64	.891	6	76	82	4.1	41	0	39	17	0	16	272	13.6				
05	Tyler Wahl	19-19	578	30.4	95-176	.540	6-25	.240	39-55	.709	32	87	119	6.3	54	1	34	35	11	26	235	12.4				
22	Steven Crowl	20-20	523	26.2	69-130	.531	15-46	.326	20-23	.870	24	56	80	4.0	56	1	35	18	3	7	173	8.7				
23	Chucky Hepburn	20-20	632	31.6	59-154	.383	24-68	.353	20-30	.667	3	36	39	2.0	48	0	44	21	3	22	162	8.1				
33	Chris Vogt	20-0	265	13.3	27-52	.519	0-0	.000	12-22	.545	30	26	56	2.8	48	1	14	11	18	9	66	3.3				
11	Lorne Bowman II	13-0	121	9.3	8-32	.250	3-13	.231	9-19	.474	1	12	13	1.0	13	0	8	4	0	2	28	2.2				
00	Jahcobi Neath	16-0	131	8.2	6-22	.273	3-12	.250	5-7	.714	5	15	20	1.3	7	0	4	4	0	1	20	1.3				
20	Ben Carlson	20-1	162	8.1	10-33	.303	1-12	.083	4-9	.444	13	21	34	1.7	12	0	1	6	0	1	25	1.3				
02	Jordan Davis	17-0	113	6.6	7-26	.269	4-18	.222	1-3	.333	4	8	12	0.7	8	0	3	2	2	2	19	1.1				
14	Carter Gilmore	11-0	70	6.4	3-15	.200	0-9	.000	0-0	.000	2	3	5	0.5	7	0	5	1	0	0	6	0.5				
10	Isaac Lindsey	2-0	2	1.0	0-0	.000	0-0	.000	0-0	.000	0	0	0	0.0	0	0	0	0	0	0	0	0.0				
04	Carter Higginbottom	3-0	2	0.7	0-1	.000	0-0	.000	0-0	.000	0	0	0	0.0	0	0	0	0	0	0	0	0.0				
35	Markus Ilver	3-0	5	1.7	0-1	.000	0-1	.000	0-0	.000	0	0	0	0.0	2	0	0	1	0	0	0	0.0				
13	Justin Taphorn	1-0	1	1.0	0-0	.000	0-0	.000	0-0	.000	0	0	0	0.0	0	0	0	1	0	0	0	0.0				
Team											20	21	41											2		
Total.....		20	4000		507-1171	.433	127-410	.310	263-358	.735	165	513	678	33.9	340	4	226	171	49	105	1404	70.2				
Opponents.....		20	4000		515-1145	.450	122-374	.326	216-314	.688	159	533	692	34.6	365	7	252	216	59	92	1368	68.4				

TEAM STATISTICS	WIS	OPP
SCORING	1404	1368
Points per game	70.2	68.4
Scoring margin	+1.8	-
FIELD GOALS-ATT	507-1171	515-1145
Field goal pct	.433	.450
3 POINT FG-ATT	127-410	122-374
3-point FG pct	.310	.326
3-pt FG made per game	6.4	6.1
FREE THROWS-ATT	263-358	216-314
Free throw pct	.735	.688
F-Throws made per game	13.2	10.8
REBOUNDS	678	692
Rebounds per game	33.9	34.6
Rebounding margin	-0.7	-
ASSISTS	226	252
Assists per game	11.3	12.6
TURNOVERS	171	216
Turnovers per game	8.6	10.8
Turnover margin	+2.3	-
Assist/turnover ratio	1.3	1.2
STEALS	105	92
Steals per game	5.3	4.6
BLOCKS	49	59
Blocks per game	2.5	3.0
ATTENDANCE	167805	127027
Home games-Avg/Game	10-16780	10-12703
Neutral site-Avg/Game	-	0-0

Date	Opponent	Score	Att.
* 12/08/21	INDIANA	w 64-59	16013
* 12/11/21	at Ohio St.	L 55-73	13856
* 01/03/22	at Purdue	w 74-69	14804
* 01/06/22	IOWA	w 87-78	15212
* 01/09/22	at Maryland	w 70-69	10864
* 01/13/22	OHIO ST.	w 78-68	15571
* 01/18/22	at Northwestern	w 82-76	5251
* 01/21/22	MICHIGAN ST.	L 74-86	17287
* 01/27/22	at Nebraska	w 73-65	15385
* 01/30/22	MINNESOTA	w 66-60	17287
* 02/02/22	at Illinois	L 67-80	14860
* 02/05/22	PENN ST.	w 51-49	17287
* 02/08/22	at Michigan St.	w 70-62	14797
* 02/12/22	RUTGERS	L 65-73	17287
* 02/15/22	at Indiana	w 74-69	17222
* 02/20/22	MICHIGAN	w 77-63	17287
* 02/23/22	at Minnesota	w 68-67	11761
* 02/26/22	at Rutgers	w 66-61	8227
* 03/01/22	PURDUE	w 70-67	17287
* 03/06/22	NEBRASKA	L 73-74	17287

* = Conference game

Score by Periods	1st	2nd	Totals
Wisconsin	662	742	1404
Opponents	624	744	1368

HOME STATISTICS

Updated Through March 6, 2022

RECORD:	OVERALL	HOME	AWAY	NEUTRAL
ALL GAMES	12-4	12-4	0-0	0-0
CONFERENCE	7-3	7-3	0-0	0-0
NON-CONFERENCE	5-1	5-1	0-0	0-0

##	Player	gp-gs	min	avg	Total		3-Point		F-Throw		Rebounds				pf		a	to	blk	stl	pts	avg
					fg-fga	fg%	3fg-fga	3fg%	ft-fa	ft%	off	def	tot	avg	dq							
01	Johnny Davis	14-14	450	32.1	90-210	.429	11-41	.268	54-70	.771	18	88	106	7.6	29	0	31	28	11	8	245	17.5
34	Brad Davison	16-16	538	33.6	72-180	.400	40-113	.354	52-61	.852	8	56	64	4.0	38	1	28	14	0	15	236	14.8
05	Tyler Wahl	15-15	463	30.9	73-133	.549	4-20	.200	43-60	.717	25	60	85	5.7	30	0	26	22	13	21	193	12.9
22	Steven Crowl	16-16	392	24.5	65-123	.528	15-39	.385	19-25	.760	31	54	85	5.3	28	0	30	12	5	5	164	10.3
23	Chucky Hepburn	16-16	493	30.8	45-119	.378	19-54	.352	26-30	.867	2	23	25	1.6	39	0	36	20	2	22	135	8.4
33	Chris Vogt	16-0	217	13.6	23-45	.511	0-1	.000	10-15	.667	29	28	57	3.6	34	0	13	7	10	8	56	3.5
11	Lorne Bowman II	11-0	127	11.5	11-36	.306	8-21	.381	8-16	.500	2	11	13	1.2	15	0	4	9	0	4	38	3.5
00	Jahcobi Neath	12-1	155	12.9	10-32	.313	4-14	.286	9-11	.818	7	18	25	2.1	12	0	6	3	1	3	33	2.8
20	Ben Carlson	15-2	151	10.1	12-39	.308	1-13	.077	3-4	.750	12	25	37	2.5	6	0	2	5	1	1	28	1.9
02	Jordan Davis	14-0	68	4.9	6-19	.316	4-15	.267	1-2	.500	3	3	6	0.4	6	0	1	3	0	1	17	1.2
14	Carter Gilmore	12-0	99	8.3	5-20	.250	1-9	.111	1-3	.333	3	13	16	1.3	11	0	3	1	3	1	12	1.0
10	Isaac Lindsey	4-0	10	2.5	1-4	.250	1-2	.500	0-0	.000	0	0	0	0.0	0	0	0	0	0	0	3	0.8
35	Markus Ilver	7-0	26	3.7	1-7	.143	0-4	.000	3-4	.750	1	3	4	0.6	7	0	0	2	0	0	5	0.7
04	Carter Higginbottom	6-0	6	1.0	0-1	.000	0-0	.000	0-0	.000	0	0	0	0.0	2	0	0	2	0	0	0	0.0
13	Justin Taphorn	4-0	5	1.3	0-0	.000	0-0	.000	0-0	.000	0	0	0	0.0	0	0	0	1	0	0	0	0.0
Team											24	28	52				2					
Total.....		16	3200		414-968	.428	108-346	.312	229-301	.761	165	410	575	35.9	257	1	180	131	46	89	1165	72.8
Opponents.....		16	3200		403-923	.437	99-315	.314	156-235	.664	137	415	552	34.5	310	10	160	182	57	73	1061	66.3

TEAM STATISTICS

	WIS	OPP
SCORING	1165	1061
Points per game	72.8	66.3
Scoring margin	+6.5	-
FIELD GOALS-ATT	414-968	403-923
Field goal pct	.428	.437
3 POINT FG-ATT	108-346	99-315
3-point FG pct	.312	.314
3-pt FG made per game	6.8	6.2
FREE THROWS-ATT	229-301	156-235
Free throw pct	.761	.664
F-Throws made per game	14.3	9.8
REBOUNDS	575	552
Rebounds per game	35.9	34.5
Rebounding margin	+1.4	-
ASSISTS	180	160
Assists per game	11.3	10.0
TURNOVERS	131	182
Turnovers per game	8.2	11.4
Turnover margin	+3.2	-
Assist/turnover ratio	1.4	0.9
STEALS	89	73
Steals per game	5.6	4.6
BLOCKS	46	57
Blocks per game	2.9	3.6
ATTENDANCE	264075	0
Home games-Avg/Game	16-16505	0-0
Neutral site-Avg/Game	-	0-0

Date Opponent

Date	Opponent	Score	Att.
11/09/21	ST. FRANCIS BROOKLYN	w 81-58	15735
11/12/21	GREEN BAY	w 72-34	16005
11/15/21	PROVIDENCE	L 58-63	15773
12/04/21	MARQUETTE	w 89-76	17287
* 12/08/21	INDIANA	w 64-59	16013
12/15/21	NICHOLLS ST.	w 71-68	15752
12/29/21	ILLINOIS ST.	w 89-85	15718
* 01/06/22	IOWA	w 87-78	15212
* 01/13/22	OHIO ST.	w 78-68	15571
* 01/21/22	MICHIGAN ST.	L 74-86	17287
* 01/30/22	MINNESOTA	w 66-60	17287
* 02/05/22	PENN ST.	w 51-49	17287
* 02/12/22	RUTGERS	L 65-73	17287
* 02/20/22	MICHIGAN	w 77-63	17287
* 03/01/22	PURDUE	w 70-67	17287
* 03/06/22	NEBRASKA	L 73-74	17287

* = Conference game

Score by Periods

	1st	2nd	Totals
Wisconsin	533	632	1165
Opponents	492	569	1061

ROAD/NEUTRAL STATISTICS

Updated Through February 26, 2022

RECORD:	OVERALL	HOME	AWAY	NEUTRAL
ALL GAMES	12-2	0-0	9-2	3-0
CONFERENCE	8-2	0-0	8-2	0-0
NON-CONFERENCE	4-0	0-0	1-0	3-0

#	Player	gp-gs	min	avg	Total		3-Point		F-Throw		Rebounds												pts	avg
					fg-fga	fg%	3fg-fga	3fg%	ft-fa	ft%	off	def	tot	avg	pf	dq	a	to	blk	stl				
01	Johnny Davis	14-14	502	35.9	105-227	.463	22-58	.379	82-104	.788	20	101	121	8.6	25	1	30	35	7	23	314	22.4		
34	Brad Davison	14-14	489	34.9	55-155	.355	34-100	.340	45-50	.900	3	56	59	4.2	30	0	30	12	0	9	189	13.5		
05	Tyler Wahl	14-14	417	29.8	59-120	.492	2-16	.125	22-32	.688	19	63	82	5.9	43	1	19	24	10	12	142	10.1		
22	Steven Crowl	14-14	373	26.6	42-91	.462	9-35	.257	17-20	.850	15	37	52	3.7	49	1	14	16	3	4	110	7.9		
23	Chucky Hepburn	14-14	447	31.9	40-100	.400	16-48	.333	12-22	.545	4	30	34	2.4	27	0	32	16	3	13	108	7.7		
11	Lorne Bowman II	11-0	101	9.2	10-25	.400	4-9	.444	4-9	.444	1	10	11	1.0	9	0	7	4	0	2	28	2.5		
33	Chris Vogt	14-0	165	11.8	11-26	.423	0-0	.000	8-16	.500	19	21	40	2.9	38	1	7	8	13	3	30	2.1		
02	Jordan Davis	11-0	86	7.8	6-14	.429	3-8	.375	0-1	.000	4	11	15	1.4	8	0	3	2	2	3	15	1.4		
20	Ben Carlson	14-0	107	7.6	8-21	.381	0-6	.000	2-7	.286	9	13	22	1.6	8	0	2	5	0	0	18	1.3		
14	Carter Gilmore	9-0	73	8.1	2-7	.286	0-4	.000	3-4	.750	3	3	6	0.7	9	0	5	1	1	1	7	0.8		
00	Jahcobi Neath	8-0	36	4.5	1-7	.143	0-2	.000	1-2	.500	2	3	5	0.6	1	0	1	2	0	1	3	0.4		
35	Markus Ilver	1-0	3	3.0	0-1	.000	0-1	.000	0-0	.000	0	0	0	0.0	0	0	0	0	0	0	0	0.0		
10	Isaac Lindsey	1-0	1	1.0	0-0	.000	0-0	.000	0-0	.000	0	0	0	0.0	0	0	0	0	0	0	0	0.0		
	Team										14	13	27					2						
	Total.....	14	2800		339-794	.427	90-287	.314	196-267	.734	113	361	474	33.9	247	4	150	127	39	71	964	68.9		
	Opponents.....	14	2800		343-780	.440	91-266	.342	156-226	.690	110	374	484	34.6	257	3	184	162	41	66	933	66.6		

TEAM STATISTICS

	WIS	OPP	Date	Opponent	Score	Att.
SCORING	964	933	11/22/21	vs Texas A&M	w 69-58	0
Points per game	68.9	66.6	11/23/21	vs Houston	w 65-63	0
Scoring margin	+2.2	-	11/24/21	vs Saint Mary's (CA)	w 61-55	2901
FIELD GOALS-ATT	339-794	343-780	12/01/21	at Georgia Tech	w 70-66	6302
Field goal pct	.427	.440	* 12/11/21	at Ohio St.	L 55-73	13856
3 POINT FG-ATT	90-287	91-266	* 01/03/22	at Purdue	w 74-69	14804
3-point FG pct	.314	.342	* 01/09/22	at Maryland	w 70-69	10864
3-pt FG made per game	6.4	6.5	* 01/18/22	at Northwestern	w 82-76	5251
FREE THROWS-ATT	196-267	156-226	* 01/27/22	at Nebraska	w 73-65	15385
Free throw pct	.734	.690	* 02/02/22	at Illinois	L 67-80	14860
F-Throws made per game	14.0	11.1	* 02/08/22	at Michigan St.	w 70-62	14797
REBOUNDS	474	484	* 02/15/22	at Indiana	w 74-69	17222
Rebounds per game	33.9	34.6	* 02/23/22	at Minnesota	w 68-67	11761
Rebounding margin	-0.7	-	* 02/26/22	at Rutgers	w 66-61	8227
ASSISTS	150	184				
Assists per game	10.7	13.1				
TURNOVERS	127	162				
Turnovers per game	9.1	11.6				
Turnover margin	+2.5	-				
Assist/turnover ratio	1.2	1.1				
STEALS	71	66				
Steals per game	5.1	4.7				
BLOCKS	39	41				
Blocks per game	2.8	2.9				
ATTENDANCE	0	136230				
Home games-Avg/Game	0-0	11-12121				
Neutral site-Avg/Game	-	3-967				

* = Conference game

Score by Periods

	1st	2nd	Totals
Wisconsin	473	491	964
Opponents	422	511	933

GAME-BY-GAME STATISTICS

WISCONSIN

Opponent	Date	Score		Total		3-Pointers		Free throws		Rebounds				pf	a	t/o	blk	stl	pts	avg
				fg-fga	pct	3fg-fga	pct	ft-fa	pct	off	def	tot	avg							
ST. FRANCIS BROOKLYN	11/09/21	81-58	W	29-66	.439	10-22	.455	13-18	.722	15	33	48	48.0	10	12	12	4	6	81	81.0
GREEN BAY	11/12/21	72-34	W	24-64	.375	5-21	.238	19-21	.905	18	32	50	49.0	18	9	7	6	10	72	76.5
PROVIDENCE	11/15/21	58-63	L	20-61	.328	5-27	.185	13-17	.765	11	24	35	44.3	19	5	7	4	4	58	70.3
vs Texas A&M	11/22/21	69-58	W	23-58	.397	8-26	.308	15-17	.882	11	25	36	42.2	13	10	11	3	7	69	70.0
vs Houston	11/23/21	65-63	W	23-49	.469	7-24	.292	12-15	.800	2	26	28	39.4	19	11	9	3	7	65	69.0
vs Saint Mary's (CA)	11/24/21	61-55	W	21-56	.375	3-12	.250	16-18	.889	12	22	34	38.5	19	4	8	4	3	61	67.7
at Georgia Tech	12/01/21	70-66	W	23-54	.426	9-24	.375	15-22	.682	8	20	28	37.0	18	13	8	5	4	70	68.0
MARQUETTE	12/04/21	89-76	W	31-61	.508	10-24	.417	17-23	.739	7	28	35	36.8	15	14	11	3	5	89	70.6
INDIANA	12/08/21	64-59	W	22-62	.355	5-23	.217	15-18	.833	11	30	41	37.2	15	12	4	6	4	64	69.9
at Ohio St.	12/11/21	55-73	L	22-65	.338	6-26	.231	5-9	.556	5	23	28	36.3	19	7	8	5	7	55	68.4
NICHOLLS ST.	12/15/21	71-68	W	24-55	.436	6-21	.286	17-27	.630	10	23	33	36.0	14	10	8	2	6	71	68.6
ILLINOIS ST.	12/29/21	89-85	W	28-67	.418	8-22	.364	25-32	.781	19	25	44	36.7	19	16	6	2	3	89	70.3
at Purdue	01/03/22	74-69	W	27-60	.450	6-24	.250	14-19	.737	9	25	34	36.5	22	13	7	2	5	74	70.6
IOWA	01/06/22	87-78	W	33-66	.500	5-17	.294	16-23	.696	15	28	43	36.9	20	15	8	1	6	87	71.8
at Maryland	01/09/22	70-69	W	25-56	.446	5-20	.250	15-18	.833	5	24	29	36.4	19	11	8	5	4	70	71.7
OHIO ST.	01/13/22	78-68	W	27-58	.466	10-23	.435	14-20	.700	7	26	33	36.2	14	16	9	0	6	78	72.1
at Northwestern	01/18/22	82-76	W	28-54	.519	9-17	.529	17-26	.654	7	29	36	36.2	13	17	11	2	4	82	72.6
MICHIGAN ST.	01/21/22	74-86	L	26-61	.426	12-29	.414	10-11	.909	7	13	20	35.3	18	15	10	1	5	74	72.7
at Nebraska	01/27/22	73-65	W	25-68	.368	10-22	.455	13-18	.722	13	34	47	35.9	18	12	10	2	7	73	72.7
MINNESOTA	01/30/22	66-60	W	24-57	.421	6-19	.316	12-15	.800	7	25	32	35.7	15	8	7	0	3	66	72.4
at Illinois	02/02/22	67-80	L	26-68	.382	3-24	.125	12-15	.800	12	26	38	35.8	19	8	6	0	3	67	72.1
PENN ST.	02/05/22	51-49	W	21-56	.375	6-21	.286	3-6	.500	6	31	37	35.9	13	10	8	4	3	51	71.2
at Michigan St.	02/08/22	70-62	W	25-53	.472	6-18	.333	14-22	.636	6	26	32	35.7	17	12	7	3	6	70	71.1
RUTGERS	02/12/22	65-73	L	26-55	.473	4-19	.211	9-17	.529	8	20	28	35.4	18	13	11	0	8	65	70.9
at Indiana	02/15/22	74-69	W	24-52	.462	4-16	.250	22-29	.759	7	29	36	35.4	16	8	13	2	4	74	71.0
MICHIGAN	02/20/22	77-63	W	29-58	.500	4-13	.308	15-16	.938	4	24	28	35.1	16	7	8	5	7	77	71.2
at Minnesota	02/23/22	68-67	W	24-47	.511	5-14	.357	15-22	.682	10	28	38	35.2	18	15	12	2	2	68	71.1
at Rutgers	02/26/22	66-61	W	23-54	.426	9-20	.450	11-17	.647	6	24	30	35.0	17	9	9	1	8	66	70.9
PURDUE	03/01/22	70-67	W	26-61	.426	7-22	.318	11-12	.917	7	26	33	35.0	17	9	6	4	6	70	70.9
NEBRASKA	03/06/22	73-74	L	24-60	.400	5-23	.217	20-25	.800	13	22	35	35.0	16	9	9	4	7	73	71.0
Wisconsin		2129		753-1762	.427	198-633	.313	425-568	.748	278	771	1049	35.0	504	330	258	85	160	2129	71.0
Opponents		1994		746-1703	.438	190-581	.327	312-461	.677	247	789	1036	34.5	567	344	344	98	139	1994	66.5

Games played: 30
Points/game: 71.0
FG Pct: 42.7
3FG Pct: 31.3
FT Pct: 74.8

Rebounds/game: 35.0
Assists/game: 11.0
Turnovers/game: 8.6
Assist/turnover ratio: 1.3
Steals/game: 5.3
Blocks/game: 2.8

GAME-BY-GAME STATISTICS

OPPONENT

Opponent	Date	Score		Total		3-Pointers		Free throws		Rebounds											
				fg-fga	pct	3fg-fga	pct	ft-fa	pct	off	def	tot	avg	pf	a	t/o	blk	stl	pts	avg	
ST. FRANCIS BROOKLYN	11/09/21	81-58	W	25-63	.397	5-21	.238	3-4	.750	6	25	31	31.0	15	5	12	4	8	58	58.0	
GREEN BAY	11/12/21	72-34	W	12-51	.235	3-16	.188	7-15	.467	9	22	31	31.0	20	6	13	4	3	34	46.0	
PROVIDENCE	11/15/21	58-63	L	22-54	.407	8-22	.364	11-19	.579	12	32	44	35.3	18	11	15	6	3	63	51.7	
vs Texas A&M	11/22/21	69-58	W	19-49	.388	10-26	.385	10-14	.714	5	24	29	33.8	18	11	16	3	7	58	53.2	
vs Houston	11/23/21	65-63	W	23-54	.426	9-23	.391	8-15	.533	10	26	36	34.2	18	10	12	2	7	63	55.2	
vs Saint Mary's (CA)	11/24/21	61-55	W	21-50	.420	4-15	.267	9-12	.750	9	24	33	34.0	21	9	16	5	3	55	55.2	
at Georgia Tech	12/01/21	70-66	W	22-53	.415	6-16	.375	16-20	.800	10	26	36	34.3	20	7	10	3	5	66	56.7	
MARQUETTE	12/04/21	89-76	W	27-61	.443	9-26	.346	13-18	.722	7	25	32	34.0	20	13	13	3	4	76	59.1	
INDIANA	12/08/21	64-59	W	24-62	.387	5-13	.385	6-13	.462	14	30	44	35.1	19	14	9	4	2	59	59.1	
at Ohio St.	12/11/21	55-73	L	29-58	.500	6-19	.316	9-13	.692	8	41	49	36.5	14	15	14	4	4	73	60.5	
NICHOLLS ST.	12/15/21	71-68	W	30-62	.484	5-19	.263	3-8	.375	10	26	36	36.5	24	7	12	5	3	68	61.2	
ILLINOIS ST.	12/29/21	89-85	W	30-61	.492	9-23	.391	16-22	.727	10	26	36	36.4	28	13	9	4	4	85	63.2	
at Purdue	01/03/22	74-69	W	23-56	.411	8-20	.400	15-24	.625	13	27	40	36.7	17	19	12	0	2	69	63.6	
IOWA	01/06/22	87-78	W	30-61	.492	7-20	.350	11-19	.579	6	20	26	35.9	22	19	8	7	4	78	64.6	
at Maryland	01/09/22	70-69	W	25-55	.455	7-17	.412	12-15	.800	5	28	33	35.7	19	10	12	3	4	69	64.9	
OHIO ST.	01/13/22	78-68	W	30-60	.500	3-19	.158	5-10	.500	7	26	33	35.6	20	7	11	3	2	68	65.1	
at Northwestern	01/18/22	82-76	W	33-71	.465	7-20	.350	3-8	.375	12	23	35	35.5	18	19	8	4	6	76	65.8	
MICHIGAN ST.	01/21/22	74-86	L	29-55	.527	6-12	.500	22-28	.786	11	28	39	35.7	19	14	13	4	4	86	66.9	
at Nebraska	01/27/22	73-65	W	22-55	.400	7-20	.350	14-17	.824	2	32	34	35.6	16	10	13	2	5	65	66.8	
MINNESOTA	01/30/22	66-60	W	23-53	.434	6-18	.333	8-9	.889	4	26	30	35.3	17	4	11	2	4	60	66.4	
at Illinois	02/02/22	67-80	L	32-62	.516	7-22	.318	9-18	.500	8	28	36	35.4	14	21	7	2	5	80	67.1	
PENN ST.	02/05/22	51-49	W	18-57	.316	9-30	.300	4-5	.800	8	29	37	35.5	14	7	10	3	7	49	66.3	
at Michigan St.	02/08/22	70-62	W	22-53	.415	3-14	.214	15-18	.833	7	26	33	35.3	20	15	12	1	5	62	66.1	
RUTGERS	02/12/22	65-73	L	25-49	.510	7-12	.583	16-18	.889	4	25	29	35.1	20	11	13	3	10	73	66.4	
at Indiana	02/15/22	74-69	W	25-61	.410	5-18	.278	14-18	.778	9	25	34	35.0	25	14	12	4	3	69	66.5	
MICHIGAN	02/20/22	77-63	W	25-64	.391	4-25	.160	9-13	.692	13	25	38	35.2	19	11	12	2	5	63	66.3	
at Minnesota	02/23/22	68-67	W	23-50	.460	8-19	.421	13-19	.684	4	15	19	34.6	20	18	6	3	4	67	66.4	
at Rutgers	02/26/22	66-61	W	24-53	.453	4-17	.235	9-15	.600	8	29	37	34.6	17	6	12	5	6	61	66.2	
PURDUE	03/01/22	70-67	W	24-56	.429	8-21	.381	11-20	.550	11	28	39	34.8	16	10	10	1	4	67	66.2	
NEBRASKA	03/06/22	73-74	L	29-54	.537	5-18	.278	11-14	.786	5	22	27	34.5	19	8	11	2	6	74	66.5	
Opponents		1994		746-1703	.438	190-581	.327	312-461	.677	247	789	1036	34.5	567	344	344	98	139	1994	66.5	
Wisconsin		2129		753-1762	.427	198-633	.313	425-568	.748	278	771	1049	35.0	504	330	258	85	160	2129	71.0	

Games played: 30
Points/game: 66.5
FG Pct: 43.8
3FG Pct: 32.7
FT Pct: 67.7

Rebounds/game: 34.5
Assists/game: 11.5
Turnovers/game: 11.5
Assist/turnover ratio: 1.0
Steals/game: 4.6
Blocks/game: 3.3

GAME 5: WISCONSIN 65, #12 HOUSTON 63

Nov. 23, 2021 • Las Vegas, Nev. • Michelob Ultra Arena



Official Basketball Box Score - Final
Wisconsin at Houston
11/23/21 Michelob Ultra Arena, Las Vegas
2021-22 Men's Basketball

Game Time: 2:00 PM
Game Duration: 1:56
Officials: Mike Reed, Don Daly, Al Dussau

Wisconsin - 65												
Record: 4-1												
NO. Name	Min	FG M-A	3P M-A	FT M-A	Rebounds OR DR TOT	Fouls PF FO	TP AS TO ST	Blocks BS BA	+/-			
5 Tyler Wahl	F 32:00	4-10	0-2	1-2	1 6 7	2 3	9 1 0 0	0 1 2	2			
22 Steven Crowl	F 22:42	3-6	1-4	1-2	0 1 1	4 2	8 0 1 1	0 1 8	8			
1 Johnny Davis	G 37:24	10-18	4-7	6-6	0 4 4	1 5	30 1 2 4	2 0 2	8			
23 Chucky Hepburn	G 30:58	1-4	1-4	0 0 4	4 2 0	3 3	3 3 0 0	1 0 -1	-1			
34 Brad Davison	G 28:09	2-6	1-5	4-4	0 4 4	4 5	9 2 1 1	0 0 0	3			
14 Carter Gilmore	09:00	0-1	0-1	0-0	0 0 0	1 0	1 0 1 0	0 0 0	0			
11 Lorne Bowman II	12:44	1-1	0-0	0-0	0 0 0	1 1	2 0 1 0	0 0 0	3			
33 Chris Vogt	10:10	0-0	0-0	0 0 2	2 3 1	0 1	0 0 0 0	0 0 -9	-9			
20 Ben Carlson	11:26	2-3	0-1	0-0	2 2 0	1 0	4 2 0 0	0 0 0	7			
2 Jordan Davis	05:27	0-0	0-0	0-0	0 1 1	1 0	0 0 0 0	0 0 -2	-2			
Team					1 2 3	0	0	0	1			
Totals	23:49	7-24	12-15	2 26	28	19	18	65	11	9	7	3 2 2

Shooting By Period		
1st FG%	16-28	57.1%
3PT%	7-15	46.7%
FT%	1-3	33.3%
2nd FG%	7-21	33.3%
3PT%	0-9	0.0%
FT%	11-12	91.7%
GM FG%	23-49	46.9%
3PT%	7-24	29.2%
FT%	12-15	80.0%

Dead Ball Rebounds: 1.0

Technical Fouls: NONE

Houston - 63										Record: 4-1										Shooting By Period									
NO. Name	Min	FG	3P	FT	Rebounds	Fouls	TP	AS	TO	ST	Blocks	+/-	1 st FG	1 st 3P	1 st FT	2 nd FG	2 nd 3P	2 nd FT	3 rd FG	3 rd 3P	3 rd FT	4 th FG	4 th 3P	4 th FT	Game FG	Game 3P	Game FT	Dead Ball Rebounds: 2.0	
32 Reggie Chaney	F 19:47	3-3	0-0	1-4	0 5 5	3 3	7	0	0	0	0	-5	3PT% 7-27	25.0%						3PT% 7-13	53.8%								
35 Fabian White Jr	F 25:33	2-4	0-1	0-0	1 3 4	2 1	4	1	0	1	0	12	3PT% 20-20	20.0%						FT% 4-5	80.0%								
0 Marcus Sasser	G 37:52	4-12	3-7	0-0	0 2 2	2 1	11	2	4	3	0	-1	FT% 16-27	59.3%						3PT% 4-10	40.0%								
4 Taze Moore	G 15:56	0-6	0-4	0-0	1 2 3	1 0	0	0	1	1	0	-2							FT% 3-13	23.1%									
11 Kyler Edwards	G 34:21	6-10	6-8	0-0	1 4 5	2 2	18	1	3	1	0	1							FT% 8-15	53.3%									
12 Tramon Mark	13:43	3-6	0-0	2-2	0 2 2	2 1	8	1	0	0	0	-1							3PT% 9-23	39.1%									
13 J'wan Roberts	19:14	1-5	0-2	3-4	3 3 6	0 3	5	0	2	1	0	-12							FT% 3-5	60.0%									
1 Jamal Sheard	21:00	3-7	0-1	2-4	1 1 2	3 6	8	5	2	1	0	2							FT% 8-15	53.3%									
25 Josh Carlton	12:34	1-1	0-0	0-1	0 3 3	2 2	0	0	0	0	0	-4																	
Team					3 1 4	0	0																						
Totals	23:54	9-23	8-15	10 26	36	18	63	10	12	7	2 3	-2																	

Technical Fouls: NONE

	WS		HOU		Points from		WS	HOU	Period by Period Scoring			
Biggest lead	20 (1 st 2:13)		0 (1 st 20:00)		Turnovers	11		8	1st	2nd	TOT	
Best Scoring Run	13 (1 st 15:40)		10 (2 nd 16:05)		Paint	26		26	WS	40	25	65
Lead Changes	0				Second Chance	2		6	HOU	40	43	63
Times Tied	0				Fast Breaks	5		7				
Time with Lead	38:36		00:00		Bench	6		23				

Technical Fouls: NONE

	WS		HOU		Points from		WS	HOU	Period by Period Scoring			
Biggest lead	20 (1 st 2:13)		0 (1 st 20:00)		Turnovers	11		8	1st	2nd	TOT	
Best Scoring Run	13 (1 st 15:40)		10 (2 nd 16:05)		Paint	26		26	WS	40	25	65
Lead Changes	0				Second Chance	2		6	HOU	40	43	63
Times Tied	0				Fast Breaks	5		7				
Time with Lead	38:36		00:00		Bench	6		23				

Technical Fouls: NONE

	WS		HOU		Points from		WS	HOU	Period by Period Scoring			
Biggest lead	20 (1 st 2:13)		0 (1 st 20:00)		Turnovers	11		8	1st	2nd	TOT	
Best Scoring Run	13 (1 st 15:40)		10 (2 nd 16:05)		Paint	26		26	WS	40	25	65
Lead Changes	0				Second Chance	2		6	HOU	40	43	63
Times Tied	0				Fast Breaks	5		7				
Time with Lead	38:36		00:00		Bench	6		23				

Technical Fouls: NONE

	WS	HOU	Points from	WS	HOU	Period by Period Scoring			
Biggest lead	20 (1 st 2:13)	0 (1 st 20:00)	Turnovers	11	8	1st	2nd	TOT	
Best Scoring Run	13 (1 st 15:40)	10 (2 nd 16:05)	Paint	26	26	WS	40	25	65
Lead Changes		0	Second Chance	2	6	HOU	20	43	63
Times Tied		0	Fast Breaks	5	7				
Time with Lead	38:36	00:00	Bench	6	23				

GAME 9: #22 WISCONSIN 64, INDIANA 59

Dec. 8, 2021 • Madison, Wis. • Kohl Center



Official Basketball Box Score - Final
Indiana at Wisconsin
12/08/21 Kohl Center, Madison
2021-22 Men's Basketball

Game Time: 6:00 PM
Game Duration: 2:03
Attendance: 16,013

Officials: D.J. Garstensen, Courtney Green, Rob Kunneman

Indiana - 59

Record: 7-2 (1-1)

NO. Name	Min	FG	3P	FT	Rebounds	Fouls	TP	AS	TO	ST	Blocks	BS	BA	+/
12 Miller Kopp	F 28:37	3-6	1-1	0-0	0	1	1	2	0	7	0	1	0	1
23 Trayce Jackson-Davis	F 30:39	4-10	0-0	1-2	3	6	1	3	9	1	0	0	1	-11
25 Race Thompson	F 29:45	6-11	0-1	0-0	4	5	9	3	12	1	0	1	0	-13
0 Xavier Johnson	G 27:11	4-16	0-1	2-6	1	6	7	4	6	10	7	3	0	-1
45 Parker Stewart	G 26:03	3-7	3-5	0-0	1	3	4	4	0	9	1	0	1	-11
22 Jordan Geronimo	10:02	0-2	0-1	3-4	2	3	5	1	2	3	1	1	0	2
53 Tamar Bates	16:53	1-3	1-2	0-0	0	2	2	1	0	3	1	2	0	0
2 Michael Durr	09:21	2-3	0-0	0-0	0	1	1	0	0	4	0	1	0	0
1 Rob Phinisee	12:49	1-4	0-2	0-1	1	3	4	1	3	2	2	1	0	-4
3 Anthony Leal	08:40	0-0	0-0	0-0	0	0	0	2	0	0	0	0	1	-9
Team					2	3	5			0				
Totals		24-62	5-13	6-13	14	30	44	19	15	59	14	9	2	4

Technical Fouls: NONE

Shooting By Period	1st FG%	2nd FG%	3rd FG%	4th FG%
1st FG%	17-31 54.8%			
2nd FG%	3-11 27.3%			
3rd FG%	3-11 27.3%			
4th FG%	3-11 27.3%			
GM FG%	24-62 38.7%			
FT%	6-13 46.2%			
Dead Ball Rebounds:	1	0	0	0

Wisconsin - 64

Record: 8-1 (1-0)

NO. Name	Min	FG	3P	FT	Rebounds	Fouls	TP	AS	TO	ST	Blocks	BS	BA	+/
5 Tyler Wahl	F 27:27	2-7	0-1	3-4	3	9	12	2	2	7	3	0	1	12
22 Steven Crowl	F 19:04	2-6	1-2	0-0	0	0	0	4	0	5	3	0	1	-8
1 Johnny Davis	G 36:45	8-17	1-3	6-7	1	8	9	1	8	23	1	3	0	1
23 Chucky Hepburn	G 25:33	0-4	0-3	4-4	0	2	2	4	2	4	1	0	2	0
34 Brad Davison	G 33:55	3-12	2-7	0-0	0	4	4	1	2	8	3	1	1	0
14 Carter Gilmore	04:01	1-2	0-1	0-0	0	0	0	0	0	2	0	0	0	-6
33 Chris Vogt	20:56	4-6	0-0	1-1	4	2	6	2	2	9	1	0	1	0
2 Jordan Davis	12:17	1-4	1-4	0-0	0	1	1	0	1	3	0	0	0	-4
20 Ben Carlson	20:02	1-4	0-2	1-2	2	2	4	1	2	3	0	0	0	0
Team					1	2	3			0				
Totals		22-62	5-23	15-18	11	30	41	15	19	64	12	4	4	5

Technical Fouls: NONE

	Biggest lead	Best Scoring Run	Lead Changes	Times Tied	Time with Lead
IU	22 (1 st 1:17)	5 (1 st 17:38)	12 (1 st 8:44)	11 (2 nd 0:13)	2
UW	5 (1 st 17:38)	11 (2 nd 0:13)	2	2	03:01

Points from	IU	UW
Turnovers	7	15
Paint	30	22
Second Chance	16	11
Fast Breaks	14	6
Bench	12	17

Period by Period Scoring			
	1st	2nd	TOT
IU	42	17	59
UW	25	39	64

NOTES: Wisconsin overcame a 22-pt deficit, trailing 42-20 in the 1H, matching the largest comeback in program history...the Badgers limited Indiana to just 17 2H points. IU shot just 22.6% FG in the 2H (0-5 3FG)...UW allowed 3pts the final 8:59 of the game, including 0 points the final 3:00...**Johnny Davis** led UW with 23 pts, his 5th game with at 20+ pts this season...Davis also grabbed 9 reb, matching his career high....**Tyler Wahl** grabbed a season-high 12 reb, plus 7 pts, 3 ast, 3 blk and 1 stl...**Chris Vogt** posted season highs with 9 pts and 6 reb...**Brad Davison** finished with 8 pts, 4 reb and 3 ast.

GAME 10: #21 OHIO STATE 73, #22 WISCONSIN 55

Dec. 11, 2021 • Columbus, Ohio • Value City Arena



Official Basketball Box Score - Final
Wisconsin at Ohio State
12/11/21 Value City Arena, Columbus, Ohio
Ohio State vs. Wisconsin

Game Time: 12:00 PM
Game Duration: 1:52
Attendance: 13,866

Officials: Rob Riley, Donnie Epley, Bill Ek

Wisconsin - 55

Record: 8-2 (1-1)

NO. Name	Min	FG	3P	FT	Rebounds	Fouls	TP	AS	TO	ST	Blocks	BS	BA	+/
5 Tyler Wahl	F 23:04	1-7	0-3	1-1	0	1	1	3	2	3	2	2	1	0
22 Steven Crowl	F 22:38	0-3	0-2	0-0	1	1	2	3	0	0	0	3	0	-15
1 Johnny Davis	G 36:12	11-22	2-7	0-0	1	6	7	4	3	24	3	1	3	-19
23 Chucky Hepburn	G 32:55	2-8	1-5	0-0	0	3	3	1	0	5	1	1	1	-13
34 Brad Davison	G 27:40	4-12	3-6	2-2	0	5	5	3	2	13	0	1	0	-13
20 Ben Carlson	13:36	0-3	0-2	1-2	0	2	2	1	2	1	0	0	0	-17
33 Chris Vogt	17:22	3-6	0-0	1-3	0	2	2	4	3	7	0	0	1	-3
2 Jordan Davis	15:46	1-2	0-0	0-1	1	1	2	0	1	2	0	0	1	-7
0 Jahcobi Neath	05:54	0-1	0-0	0-0	0	1	1	0	1	0	0	0	0	-2
35 Markus Iler	02:53	0-1	0-1	0-0	0	0	0	0	0	0	0	0	0	-3
Team					2	1	3			0				
Totals		22-65	6-26	5-9	5	23	28	19	14	55	7	8	7	4

Technical Fouls: NONE

Shooting By Period	1st FG%	2nd FG%	3rd FG%	4th FG%
1st FG%	12-31 38.7%			
2nd FG%	4-13 30.8%			
3rd FG%	1-2 50%			
4th FG%	10-34 29.4%			
GM FG%	22-65 33.8%			
FT%	5-9 55.6%			
Dead Ball Rebounds:	1	0	0	0

Ohio State - 73

Record: 8-2 (2-0)

NO. Name	Min	FG	3P	FT	Rebounds	Fouls	TP	AS	TO	ST	Blocks	BS	BA	+/
10 Justin Ahrens	F 26:40	1-4	1-4	2-2	0	4	4	2	1	5	1	0	0	0
23 Zed Key	F 22:45	5-7	0-0	1-3	1	8	9	1	5	11	2	0	1	14
32 E.J. Liddell	F 30:56	11-16	1-3	5-7	4	5	9	1	7	28	4	2	1	20
22 Malik Branham	G 13:54	0-2	0-0	0-0	2	2	1	0	0	0	4	0	0	0
55 Jamarl Wheeler	G 30:08	4-9	1-4	0-0	0	5	5	1	2	9	5	2	1	0
0 Meechie Johnson Jr.	19:01	3-8	2-3	0-0	0	2	2	0	0	8	2	1	1	1
25 Kyle Young	23:18	2-6	0-2	1-1	1	13	14	1	3	5	0	1	1	0
50 Joey Brunk	02:21	0-0	0-0	0-0	0	0	0	0	0	0	0	0	0	-3
2 Cedric Russell	18:52	3-6	1-3	0-0	0	1	1	2	0	7	1	4	0	1
3 Eugene Brown III	10:45	0-0	0-0	0-0	1	0	1	4	1	0	0	0	0	0
1 Jimmy Sotos	00:40	0-0	0-0	0-0	0	0	0	0	0	0	0	0	0	-4
42 Harrison Hooklin	00:40	0-0	0-0	0-0	0	0	0	1	0	0	0	0	0	-4
Team					1	1	2			0				
Totals		29-58	6-19	9-13	8	41	49	14	19	73	15	14	4	5

Technical Fouls: NONE

Biggest lead	WIS	OSU	Points from Turnovers	Turnovers	1st	2nd	TOT
8 (1 st 11:47)	23 (2 nd 0:40)	24	32	29	26	55	
8 (1 st 15:32)	12 (1 st 6:37)	24	32	34	39	73	
2	2	11	10	20			
2	8	14	10	20			
07:06	30:19	10	20				

GAME 12: WISCONSIN 89, ILLINOIS STATE 85

Dec. 29, 2021 • Madison, Wis. • Kohl Center



Official Basketball Box Score - Final
Wisconsin at Illinois State
12/29/21 Kohl Center, Madison, WI
2021-22 Men's Basketball

Game Time: 7:01 PM
Game Duration: 2:06
Attendance: 15,752

Officials: Steve Munkins, Donnie Epley, Brooks Wells

Nicholls St. - 68

Record: 7-4

NO. Name	Min	FG	3P	FT	Rebounds	Fouls	TP	AS	TO	ST	Blocks	BS	BA	+/
1 Emmanuel Little	F 23:29	1-3	0-1	0-0	1	2	3	4	2	2	0	1	0	-4
35 Rythe Lyons	C 19:40	2-7	0-1	0-0	1	1	2	5	0	4	2	1	0	3
0 Ty Gordon	G 29:42	10-25	4-11	2-2	0	2	2	4	2	26	2	1	0	-5
5 Pierce Spencer	G 33:55	1-3	1-2	0-0	2	5	7	3	0	3	0	1	0	0
14 Devante Carter	G 32:30	7-12	0-2	1-4	0	4	4	3	6	15	2	1	0	0
13 Mekhi Collins	07:54	1-1	0-0	0-0	0	0	0	3	0	2	0	1	0	2
22 Manny Little	28:29	3-4	0-1	0-2	5	10	15	2	3	6	1	5	1	0
11 Latrell Jones	12:24	2-2	0-0	0-0	1	1	2	0	0	4	0	1	1	0
4 Caleb Huffman	11:57	3-5	0-1	0-0	1	1	0	1	6	0	1	0	0	-4
Team					0	0	0			0				
Totals		30-62	5-19	3-8	10	26	36	24	14	68	7	12	3	5

Technical Fouls: NONE

Shooting By Period	1st FG%	2nd FG%	3rd FG%	4th FG%
1st FG%	17-30 56.7%			
2nd FG%	3-11 27.3%			
3rd FG%	3-11 27.3%			
4th FG%	3-11 27.3%			
GM FG%	30-62 48.4%			
FT%	3-8 37.5%			
Dead Ball Rebounds:	4	2	0	0

Wisconsin - 71

Record: 9-2

Team 2													
NO. Name	Min	FG	3P	FT	Rebounds	Fouls	TP	AS	TO	ST	Blocks	BS	BA
5 Tyler Wahl	F 31:25	4-8	0-2	4-6	0	4	4	2	4	12	2	3	1
22 Steven Crowl	F 14:15	2-6	0-2	1-2	1	3	4	0	2	5	1	1	0
0 Jahcobi Neath	G 26:44	3-6	1-1	2-2	5	7	3	1	9	2	0	1	1
23 Chucky Hepburn	G 32:17	3-8	0-3	3-4	0	0	1	4	9	1	2	2	0
34 Brad Davison	G 35:52	4-9	0-6	0-0	0	1	1	5	4	19	2	1	0
11 Lorne Bowman II	13:37	1-2	1-2	1-3	0	3	3	0	2	4	0	1	0
20 Ben Carlson	09:30	2-5	0-1	0-0	2	2	4	0	1	4	0	0	1
33 Chris Vogt	25:25	4-7	0-0	1-3	4	3	7	2	5	9	1	0	1
2 Jordan Davis	07:19	0-1	0-1	0-0	1	1	2	0	0	1	0	0	1
14 Carter Gilmore	04:19	0-0	0-1	0-1	0	0	0	1	1	0	0	0	0
Team					0	23	31	7	0	0			
Totals	24:55	6-21	1-7	17-27	10	1	13	14	7	8	6	2	3

GAME 13: #23 WISCONSIN 74, #3 PURDUE 69

Jan. 3, 2022 • West Lafayette, Ind. • Mackey Arena



Official Basketball Box Score - Final
Wisconsin at Purdue
 01/03/22 Mackey Arena, West Lafayette
 2021-22 Men's Basketball

Game Time: 7:00 PM
 Game Duration: 2:26
 Attendance: 14,804

Officials: Larry Scroto, Don Daily, Donnie Epley

Wisconsin - 74		Record: 11-2 (2-1)														
NO.	Name	Min	FG	3P	FT	Rebounds	Fouls	TP	AS	TO	ST	Blocks	BS	BA	+/	
5	Tyler Wahl	F 21:12	3-4	0-1	0-0	1 3 4	5 0	6	1	1	1	0	0	0	3	
22	Steven Crowl	F 23:11	2-6	0-3	0-0	1 1 2	5 2	4	1	0	0	0	0	0	-7	
1	Johnny Davis	G 37:52	13-24	2-5	9-12	1 13 14	2 8	37	3	3	2	2	0	0	5	
23	Chucky Hepburn	G 32:50	2-7	1-4	0-0	0 1 1	1 0	5	3	1	1	0	0	0	3	
34	Brad Davison	G 38:09	5-11	3-6	2-2	0 3 3	1 3	15	3	0	0	0	0	0	2	
2	Jordan Davis	04:44	0-1	0-1	0-0	0 2 2	1 0	0	0	0	0	1	0	0	2	
33	Chris Vogt	12:57	2-3	0-0	2-3	0 3 3	5 3	6	0	1	1	0	0	0	15	
14	Carter Gilmore	18:48	0-3	0-3	0-0	2 0 2	1 0	0	0	1	1	0	0	0	2	
0	Jahcobi Neath	02:08	0-1	0-1	1-2	0 1 1	1 1	1	0	0	0	0	0	0	0	
11	Lorne Bowman II	05:03	0-0	0-0	0-0	0 0 0	0 0	0	0	1	0	0	0	0	5	
20	Ben Carlson	03:06	0-0	0-0	0-0	0 0 0	0 0	0	0	0	0	0	0	0	-5	
Team						1 1 2										
Totals			27-60	6-24	14-19	9 25 34	22 17	74	13	7	5	2	0	5		

Technical Fouls: NONE

Purdue - 69		Record: 12-2 (1-2)														
NO.	Name	Min	FG	3P	FT	Rebounds	Fouls	TP	AS	TO	ST	Blocks	BS	BA	+/	
0	Mason Gillis	F 22:53	3-4	3-4	0-0	1 3 4	1 1	9	0	2	0	0	0	0	-1	
50	Trevion Williams	F 19:50	3-8	1-1	2-4	3 2 5	3 3	9	2	0	0	0	1	2		
11	Isaiah Thompson	G 20:29	0-2	0-2	0-0	1 2 3	1 0	0	2	1	0	0	0	0	-14	
23	Jaden Ivy	G 27:34	3-9	2-5	6-8	0 3 3	3 3	14	3	2	0	0	0	0	2	
55	Sasha Stefanovic	G 37:14	2-8	1-5	3-4	0 2 2	2 3	8	3	1	0	0	0	0	1	
2	Eric Hunter Jr.	19:31	1-4	0-1	0-0	1 1 1	0 1	2	2	2	0	0	0	0	-19	
15	Zach Edey	20:11	10-17	0-0	4-8	5 5 10	3 8	24	2	4	0	0	0	0	-1	
3	Caleb Furst	06:18	0-0	0-0	0-0	0 0 0	0 0	0	0	0	0	0	0	0	-6	
25	Ethan Morton	19:57	1-2	1-1	0-0	0 6 6	4 1	3	4	0	2	0	0	0	-11	
5	Brandon Newman	06:03	0-2	0-1	0-0	0 0 0	0 1	0	1	0	0	0	0	0	-2	
Team						3 3 6										
Totals			23-56	8-20	15-24	13 27 40	17 22	69	19	12	2	0	2	5		

Technical Fouls: NONE

	WIS	PUR	Points from		WIS	PUR	Period by Period Scoring			
Biggest lead	7 (1 st 2:07)	7 (2 nd 11:12)	Turnovers	12	10	WIS	1st	2nd	TOT	
Best Scoring Run	7 (1 st 11:00)	8 (2 nd 13:53)	Paint	28	28		PUR	24	45	69
Lead Changes	17		Second Chance	12	12					
Times Tied	6		Fast Breaks	6	6					
Time with Lead	20:49	15:19	Bench	7	29					

NOTES: Wisconsin won at Mackey Arena for the 1st time since 2014 and just the 5th time in school history...the win marked UW's first-ever over a ranked Purdue team at Mackey Arena...UW tallied its 9th win over a top-10 foe under Greg Gard (including 4 such road wins)...**Johnny Davis** scored a career-high 37 points, the most by a Badger since Frank Kaminsky's school record 43 points on 11/19/13... it was the 3rd-highest road total by a Badger in school history, trailing Michael Finley (42pts, 1994) and Jordan Taylor (39, 2011)...per STATS, Davis is the first player to lead his team in pts, reb, ast, blk & stl in a road win over an AP top 5 team since Wake Forest's Tim Duncan did so in a win at No. 5 Maryland on Feb. 1, 1997.

GAME 15: #23 WISCONSIN 70, MARYLAND 69

Jan. 9, 2022 • College Park, Md. • XFINITY Center



Official Basketball Box Score - Final
Wisconsin at Maryland
 01/09/22 XFINITY Center, College Park
 2021-22 Men's Basketball

Game Time: 7:30 PM
 Game Duration: 2:09
 Attendance: 10,864

Officials: Rob Riley, Terry Oglesby, Steve McJunkins

Wisconsin - 70		Record: 13-2 (4-1)														
NO.	Name	Min	FG	3P	FT	Rebounds	Fouls	TP	AS	TO	ST	Blocks	BS	BA	+/	
5	Tyler Wahl	F 29:33	8-12	0-1	5-5	1 4 5	4 3	21	2	0	0	0	0	0	17	
22	Steven Crowl	F 22:20	3-4	1-1	2-2	2 6 8	3 3	9	0	0	0	0	0	0	10	
1	Johnny Davis	G 37:10	7-19	1-7	4-5	0 7 7	1 7	19	1	3	1	1	0	0	-5	
23	Chucky Hepburn	G 32:13	1-5	1-3	0-0	0 3 3	0 3	3	2	1	1	0	0	0	-9	
34	Brad Davison	G 38:09	3-10	1-7	4-6	1 2 3	1 5	11	2	1	1	0	0	0	1	
33	Chris Vogt	17:12	1-2	0-0	0-0	0 1 1	3 1	2	2	0	0	0	0	0	-7	
11	Lorne Bowman II	07:47	0-1	0-0	0-0	0 1 1	1 0	0	2	1	1	0	0	0	10	
14	Carter Gilmore	08:42	1-2	0-0	0-0	0 0 0	2 0	2	0	0	0	0	0	0	-13	
2	Jordan Davis	04:51	1-1	1-1	0-0	0 0 0	1 2	3	0	1	0	0	0	0	3	
20	Ben Carlson	02:13	0-0	0-0	0-0	0 0 0	0 0	0	0	0	0	0	0	0	-6	
Team						1 0 1										
Totals			25-56	5-20	15-18	5 24 29	19 19	70	11	8	4	5	3	1		

Technical Fouls: NONE

Maryland - 69		Record: 8-7 (0-4)														
NO.	Name	Min	FG	3P	FT	Rebounds	Fouls	TP	AS	TO	ST	Blocks	BS	BA	+/	
24	Donta Scott	F 31:00	4-8	1-4	1-1	0 6 6	2 2	10	0	2	0	0	1	0	-8	
33	Qudus Wahab	C 19:04	1-5	0-0	2-2	0 4 4	0 4	4	1	1	0	1	1	8		
4	Fatts Russell	G 24:47	5-10	0-0	3-4	0 2 2	4 3	13	6	1	2	0	1	8		
5	Eric Ayala	G 30:07	6-16	4-8	3-3	1 4 5	4 2	19	1	1	0	0	2	-14		
13	Hakim Hart	G 31:27	4-6	0-2	3-4	0 1 1	1 1	2	1	2	1	0	0	0	0	
15	Simon Wright	03:19	0-0	0-0	0-0	0 1 1	3 1	0	0	0	0	0	0	0	3	
10	Julian Reese	23:55	1-3	0-1	0-1	0 4 4	2 4	2	0	1	0	0	0	0	-7	
11	Xavier Green	26:58	4-5	2-2	0-0	1 3 4	3 1	10	0	1	2	0	0	4		
22	Ian Martinez	09:13	0-2	0-0	0-0	0 0 0	0 0	0	0	1	0	0	0	0	3	
Team						3 4 4										
Totals			25-55	7-17	12-15	5 28 33	19 19	69	10	12	4	3	5	-1		

Technical Fouls: NONE

	WIS		UMD		Points from		WIS		UMD		Period by Period Scoring			
Biggest lead	21 (1 st 8:21)		3 (2 nd 11:56)		Turnovers	18	5				1st	2nd	TOT	
Best Scoring Run	10 (1 st 10:02)		15 (1 st 3:16)		Paint	32	24				WIS	33	37	70
Lead Changes	6				Second Chance	8	3				UMD	26	43	69
Times Tied	5				Fast Breaks	9	10							
Time with Lead	31:20	05:09			Bench	7	12							

NOTES: Wisconsin improved to 13-2, its best start since opening the 2016-17 season with a 13-2 record...UW improved to 4-1 in Big Ten play for the second straight season...**Tyler Wahl** scored a career-high 21 points (8-12 FG, 5-5 FT)...**Johnny Davis** scored 19 points, becoming the 2nd Badger in the last 20 seasons to score 15+ points in 13 straight games, and the first since Devin Harris in 2003-04...**Brad Davison** started his 139th game, matching Ethan Happ for the 2nd-most in school history.

GAME 14: #23 WISCONSIN 87, IOWA 78

Jan. 6, 2022 • Madison, Wis. • Kohl Center



Official Basketball Box Score - Final
Iowa at Wisconsin
 01/06/22 Kohl Center, Madison
 2021-22 Men's Basketball

Game Time: 8:07 PM
 Game Duration: 2:0
 Attendance: 15,21

Officials: Kelly Pfeiffer, Don Daily, Brian Dorsey

Iowa - 78		Record: 11-4 (1-3)															
NO.	Name	Min	FG M-A	3P M-A	FT M-A	Rebounds OR DR TR	Fouls PF FO	TP	AS	TO	ST	Blocks BS BA	+/	Shooting By Period			
0	Filip Rebraca	F 11:36	1-2	0-0	0-0	0 1 1	2 0	2	0	0	0	0	-11	1st	FG%	14-32	43.8%
15	Keegan Murray	F 35:17	10-16	2-4	5-9	1 4 5	0 7	27	0	3	1	3	-17	3PT%	1-6	16.7%	
22	Patrick McCaffery	F 26:28	4-10	0-2	2-3	1 6 7	4 3	10	0	0	1	0	-8	FT%	3-6	50%	
2	Joe Toussaint	G 17:55	3-5	0-1	0-0	0 0 0	1 1	6	4	2	0	0	-13	2nd	FG%	16-29	55.2%
3	Jordan Bohannon	G 29:10	3-6	3-6	3-6	0 1 1	2 3	12	3	0	0	0	-3	3PT%	6-14	42.9%	
24	Kris Murray	20:41	5-10	2-5	0-0	0 3 3	3 2	12	2	1	2	0	7	FT%	8-13	61.5%	
4	Ahron Ellis	14:44	1-2	0-0	0-0	0 3 3	0 2	2	2	1	0	0	-8	3PT%	30-61	49.2%	
11	Tony Perkins	10:58	0-4	0-1	0-0	1 0 1	2 1	0	1	0	0	0	-9	GM	FG%	7-20	35.0%
30	Connor McCaffery	14:59	0-0	0-0	0-0	0 1 0	1 5	0	0	2	0	1	0	2	FT%	11-19	57.9%
20	Payton Sandfort	06:52	0-2	0-1	0-0	1 0 1	1 1	0	0	2	1	0	-3	Dead Ball Rebounds: 3,2			
23	Josh Ogundeke	04:20	1-2	0-0	1-1	1 0 1	1 1	3	0	0	0	0	9				
44	Riley Mulvey	05:58	1-1	0-0	0-0	0 1 1	1 0	2	0	0	0	0	2				
13	Austin Ash	01:02	1-1	0-0	0-0	0 0 0	0 0	0	0	0	0	0	7				
Team						0 1 1				0	0						
Totals			30-61	7-20	11-19	6	20	26	78	19	8	4	-9				

GAME 21: #18 ILLINOIS 80, #11 WISCONSIN 67

Feb. 2, 2022 • Champaign, Ill. • State Farm Center



Official Basketball Box Score - Final
Wisconsin at Illinois
02/02/22 State Farm Center, Champaign, Ill.
2021-22 Men's Basketball

Game Time: 8:00 PM
Game Duration: 1:56
Attendance: 14,980

Officials: Kelly Pfeifer, Bo Boroski, Courtney Green

Wisconsin - 67			Record: 17-4 (8-3)																												
NO.	Name	Min	FG	3P	FT	Rebounds	Fouls	TP	AS	TO	ST	Blocks	+	Shooting By Period																	
			M-A	M-A	M-A	OR	DR	TOT	PF	FD		BS	BA	1st	FG%	15-36	41.7%	2nd	FG%	11-32	34.4%	3rd	FG%	11-32	34.4%						
5	Tyler Wahl	F 31:24	7-11	0-3	0-0	0	6	6	3	3	14	1	0	0	0	-12															
22	Steven Crowl	F 26:57	3-8	0-4	0-0	0	0	0	4	1	6	1	1	1	0	-17															
1	Johnny Davis	G 36:41	5-19	1-5	11-14	6	9	15	1	7	22	2	2	0	0	-13															
23	Chuckley Hepburn	G 27:38	3-9	1-4	0-0	1	1	2	2	0	7	2	3	1	0	-16															
34	Brad Davison	G 36:19	3-12	0-6	1-1	0	6	6	3	2	7	0	0	0	0	-17															
33	Chris Vogt	G 12:58	1-2	0-0	0-0	2	1	3	4	0	2	1	0	1	0	1															
11	Lorne Bowman II	14:50	3-4	1-1	0-0	1	2	3	0	1	7	0	0	0	1	4															
20	Ben Carlson	08:36	1-3	0-1	0-0	1	1	2	0	0	2	0	0	0	0	1															
0	Jahcobi Neath	03:19	0-0	0-0	0-0	1	0	1	0	0	0	0	0	0	0	0															
2	Jordan Davis	01:13	0-0	0-0	0-0	0	0	0	2	0	0	0	0	0	0	3															
14	Carter Gilmore	00:05	0-0	0-0	0-0	0	0	0	0	0	0	0	0	0	0	3															
Team						0 0 0				0 0 0																					
Totals		26-68		3-24		12-15		12		26		38		19		14		67		8		6		3		0		2		-13	
															Technical Fouls: NONE																

Technical Fouls: NONE

Illinois - 80			Record: 16-5 (9-2)																				
NO.	Name		FG	3P	FT	Rebounds	Fouls	TP	AS	TO	ST	Blocks	+/-	Shooting By Period									
			M-A	M-A	M-A	OR DR TOT	PF	FD				BS BA		1st	FG	19-34	55.9%						
3	Jacob Grandison	F	33:43	5-9	3-6	1-3	3	4	7	2	2	14	4	1	2	1	0	19					
21	Kolli Cockburn	C	33:03	16-19	0-0	5-9	2	10	12	3	10	37	0	2	1	0	19	3PT%	4-8	50.0%			
1	Trent Frazier	G	33:17	3-10	1-5	0-0	1	2	3	3	0	7	7	1	1	0	12	FT%	0-1	0%			
11	Alfonso Plummer	G	35:14	1-7	1-6	3-3	0	3	3	1	1	6	2	0	1	0	0	17	2nd FG%	11-32	46.4%		
20	DaMonte Williams	G	34:40	3-5	1-3	0-3	0	8	8	2	4	7	5	0	0	0	13	3PT%	3-14	21.4%			
4	Omar Payne		06:57	1-3	0-0	0-0	0	0	0	1	0	2	0	0	0	0	-6	FT%	1-7	52.5%			
33	Coleman Hawkins		02:05	0-1	0-1	0-0	0	0	0	0	0	0	0	0	0	0	-3	GM FG%	32-62	51.6%			
5	Andre Curbelo		11:29	3-7	1-1	0-0	0	0	0	1	2	7	2	2	1	0	-3	3PT%	7-22	31.8%			
10	Luke Goode		07:10	0-0	0-0	0-0	1	0	1	1	0	1	0	0	0	0	-5	FT%	1-2	50.0%			
15	RJ Melendez		02:22	0-1	0-0	0-0	0	1	1	0	0	0	0	0	0	0	3	Dead Ball Rebounds: 4, 3					
Team						1 0 1						0 1											
Totals			32-62			7-22			9-18			8 28 36			14 19			80			21 7 5 2 0 13		
																Technical Fouls: NONE							

Technical Fouls: NONE

		WIS		ILL		Points from		WIS		ILL		Period by Period Score		
Biggest lead	5	(1 st 11:13)	16	(2 nd 0:49)	Turnovers	6	6	Paint	40	42	WIS	1st	2nd	TOT
Best Scoring Run	6	(1 st 15:19)	9	(2 nd 17:09)	Second Chance	16	14	Fast Breaks	3	3	ILL	42	38	80
Lead Changes			6		Bench	11	9							
Times Tied			8											
Time with Lead	06:43	29:00												

Technical Fouls: NONE

		WIS		ILL		Points from		WIS		ILL		Period by Period Scoring		
Biggest lead		5 (1 st 11:13)		16 (2 nd 0:49)		Turnovers		6		6				
Best Scoring Run		6 (1 st 15:19)		9 (2 nd 17:09)		Paint		40		42		WIS		
Lead Changes				6		Second Chance		16		14		38 29 67		
Times Tied				8		Fast Breaks		3		3		ILL		
Time with Lead		06:43		29:00		Bench		11		9		42 38 80		

GAME 25: #15 WISCONSIN 74, INDIANA 69

Feb. 15, 2022 • Bloomington, Ind. • Assembly Hall



Official Basketball Box Score - Final
Wisconsin at Indiana
 02/15/22 Simon Skjott Assembly Hall, Bloomington, Ind.
 2021-22 Men's Basketball

Game Time: 9:00 PM
 Game Duration: 2:13
 Attendance: 17,222

Officials: D.J. Carstens, Courtney Green, Lewis Garrison

Wisconsin - 74				Record: 20-5 (11-4)											
NO. Name	Min	FG M-A	3P M-A	FT M-A	Rebounds OR DR TOT	Fouls PF FD	TP	AS	TO	ST	Blocks BS BA	+/-			
5 Tyler Wahl	F 27:23	2-7	0-0	0-0	2 0 2	4 0 4	0	4	0	4	0	3	24		
22 Steven Crowl	F 32:58	4-7	1-2	0-0	0 6 6	3 1 9	2	1	0	0	0	10			
1 Johnny Davis	G 38:13	10-15	0-1	10-14	2 10 12	1 9 30	1	4	1	1	1	4			
23 Chucky Hepburn	G 37:29	4-8	0-3	0-1	0 3 3	1 3 8	3	0	0	0	0	7			
34 Brad Davison	G 35:42	4-11	3-8	10-10	0 7 7	2 9 21	2	1	2	1	0	10			
11 Lorne Bowman II	02:31	0-1	0-0	0-0	0 0 0	0 0 0	0	0	0	0	0	-2			
33 Chris Vogt	07:02	0-0	0-0	2-2	0 1 1	4 1 2	0	1	1	1	1	-5			
20 Ben Carlson	12:37	0-0	0-0	0-2	0 1 3	0 1 0	0	1	0	0	0	-19			
2 Jordan Davis	06:05	0-3	0-2	0-0	0 0 0	1 1 0	0	1	0	0	0	-4			
Team					1 1 2		0	0							
Totals	24:52	4-16	22-29	7 29 36	16 25 74	8 13 4	2	4	2	4	5				

Technical Fouls: NONE

Indiana - 69				Record: 16-9 (7-8)												
NO. Name	Min	FG M-A	3P M-A	FT M-A	Rebounds OR DR TOT	Fouls PF FD	TP	AS	TO	ST	Blocks BS BA	+/-				
12 Miller Kopp	F 23:58	1-2	0-1	0-0	0 1 1	4 0 4	2	2	1	0	0	-5				
23 Trayce Jackson-Davis	F 34:10	10-13	0-0	10-14	0 8 8	2 9 30	6	1	1	3	0	-2				
25 Race Thompson	F 31:08	5-8	1-2	2-2	3 5 8	2 3 13	0	1	0	0	0	5				
9 Xavier Johnson	G 34:24	3-16	1-6	0-0	2 3 5	2 2 7	2	5	1	0	1	-2				
32 Trey Galloway	G 24:39	3-8	1-3	0-0	1 1 2	4 1 7	1	0	1	1	0	-1				
53 Tamar Bates	11:55	0-5	0-2	0-0	1 1 2	2 0 0	2	1	0	0	0	0				
2 Michael Durr	05:50	0-1	0-0	0-0	0 0 0	1 0 0	0	0	0	0	0	-3				
45 Parker Stewart	21:13	2-5	2-4	2-2	0 0 0	4 1 8	1	2	0	0	0	-8				
46 Khrislan Lander	05:36	1-2	0-0	0-0	0 0 0	1 0 2	0	1	0	0	0	-3				
22 Jordan Geronimo	07:07	0-1	0-0	0-0	0 3 3	3 0 0	0	0	0	1	0	-6				
Team					2 3 5		0	0								
Totals	25:61	5-18	14-18	9 25 34	25 16	69 14	12	3	4	2	-5					

Technical Fouls: NONE

		WIS	IND			Points from	WIS	IND	Period by Period Scoring					
		5 (2 nd 0:06)	7 (1 st 5:33)			Turnovers	14	11			1st	2nd	TOT	
Biggest lead		8 (2 nd 0:06)	10 (2 nd 14:01)			Paint	30	38			WIS	32	42	74
Best Scoring Run		8 (2 nd 0:06)	10 (2 nd 14:01)			Second Chance	3	7			IND	31	38	69
Lead Changes		6				Fast Breaks	5	3						
Times Tied		8				Bench	2	10						
Time with Lead		05:14	29:18											

GAME 26: #15 WISCONSIN 77, MICHIGAN 63

Feb. 20, 2022 • Madison, Wis. • Kohl Center



Official Basketball Box Score - Final
Michigan at Wisconsin
 02/20/22 Kohl Center, Madison, WI
 2021-22 Men's Basketball

Game Time: 12:00 PM
 Game Duration: 1:55
 Attendance: 17,285


Officials: Kaly Pfeifer, Rob Riley, Rob Kunnens

Michigan - 63				Record: 14-11 (8-7)												
NO. Name	Min	FG M-A	3P M-A	FT M-A	Rebounds OR DR TOT	Fouls PF FD	TP	AS	TO	ST	Blocks BS BA	+/-	Shooting By Period			
14 Moussa Diabate	F 18:14	1-3	0-0	1-2	1 2 3	4 2 3	2	2	2	0	1	0	-11	1 st FG%	12-32	37.5%
1 Hunter Dickinson	C 33:52	9-15	0-1	3-3	0 5 5	0 3 3	21	0	1	0	1	0	-12	3PT%	1-10	10.0%
12 DeVante' Jones	G 31:29	4-13	0-5	3-5	2 4 6	3 5 11	7	2	1	0	2	0	-10	FT%	6-7	85.7%
22 Caleb Houston	G 34:10	2-10	2-7	0-0	2 8 10	3 0 6	1	2	0	0	2	0	-6	2 nd FG%	13-32	40.6%
55 Eli Brooks	G 34:16	6-10	2-6	0-0	0 4 4	4 2 14	1	1	0	0	0	0	-22	3PT%	3-15	20.0%
23 Brandon Johns Jr.	07:15	0-1	0-0	0-0	0 1 1	0 1 0	0	0	0	0	0	0	-4	FT%	3-6	50%
10 Frankie Collins	02:30	0-1	0-0	0-0	2 0 2	1 0 0	0	0	0	0	0	0	-3	GMFG%	25-64	39.1%
2 Kobe Bufkin	17:15	1-4	0-1	0-0	1 0 1	0 0 2	0	2	2	2	0	1	-4	3PT%	4-25	16.0%
5 Terrance Williams II	14:25	1-3	0-2	2-3	2 0 2	2 3 4	0	1	1	0	0	0	-4	FT%	9-13	69.2%
25 Jace Howard	04:17	1-3	0-2	0-0	1 0 1	2 0 2	0	0	0	0	0	0	-1	Dead Ball Rebounds: 3.0		
00 Aaron Faulds	01:28	0-1	0-0	0-0	1 0 1	0 0 0	0	0	0	0	0	0	2			
0 Adrian Nunez	00:49	0-0	0-0	0-0	0 0 0	0 0 0	0	0	0	0	0	0	5			
Team					1 2 2											
Totals		25-64	4-25	9-13	13 25 38	19 16	63	11	12	5	2	5	-14			

Technical Fouls: NONE

Wisconsin - 77				Record: 21-5 (12-4)													
NO. Name	Min	FG M-A	3P M-A	FT M-A	Rebounds OR DR TOT	Fouls PF FD	TP	AS	TO	ST	Blocks BS BA	+/-	Shooting By Period				
5 Tyler Wahl	F 29:58	5-9	0-0	0-0	2 4 6	1 3 10	1	1	1	0	1	16	1st FG% 13-30	43.3%			
22 Steven Crowl	F 27:10	4-7	1-2	2-2	1 4 5	1 2 11	1	0	1	0	0	13	3PT% 0-6	0.0%			
1 Johnny Davis	G 36:56	11-17	0-1	3-3	1 5 6	3 3 25	1	2	0	0	0	16	FT% 5-5	100%			
23 Chucky Hepburn	G 35:31	4-9	1-2	1-1	0 1 1	3 6 10	4	1	3	0	1	20	2nd FG% 16-28	57.1%			
34 Brad Davison	G 33:01	2-9	2-7	4-4	0 2 2	3 2 10	0	0	2	0	0	11	3PT% 4-7	57.1%			
33 Chris Vogt	12:01	2-4	0-0	0-0	0 1 1	1 0 4	0	1	0	2	0	6	FT% 10-11	90.9%			
20 Ben Carlson	09:13	0-1	0-0	0-0	0 6 6	2 0 0	0	0	2	0	0	3	GMFG% 29-58	50.0%			
0 Jahocbi Neath	12:05	1-2	0-1	4-4	0 0 0	1 2 6	0	0	0	0	0	10	3PT% 4-13	30.8%			
2 Jordan Davis	00:49	0-0	0-0	1-2	0 0 0	1 1 2	1	1	0	0	0	-5	3FT% 15-16	93.8%			
4 Carter Higginbottom	00:49	0-0	0-0	0-0	0 0 0	0 0 0	0	0	0	0	0	-5	Dead Ball Rebounds: 1.3				
13 Justin Taphorn	00:49	0-0	0-0	0-0	0 0 0	0 0 0	0	0	1	0	0	-5					
4 Carter Gilmore	00:49	0-0	0-0	0-0	0 0 0	0 0 0	0	0	0	0	0	-5					
35 Markus Iver	00:49	0-0	0-0	0-0	0 0 0	1 0 1	0	0	0	0	0	-5					
Team					0 1 0												
Totals		29-58	4-13	15-16	4 24 28	16 19 77	7	8	7	5	2	14					

GAME 29: #10 WISCONSIN 70, #8 PURDUE 67
 March 1, 2022 • Madison, Wis. • Kohl Center



Official Basketball Box Score - Final

Purdue at Wisconsin

03/01/22 Kohl Center, Madison, WI

2021-22 Men's Basketball

Game Time: 8:00 PM

Game Duration: 2:14

Attendance: 17,287

Officials: Kelly Pfeiffer, Bill B, Lewis Garrison

Purdue - 67

Record: 24-6 (13-6)

NO. Name	Min	FG M-A	3P M-A	FT M-A	Rebounds OR DR TOT	Fouls PF FD	TP	AS	TO	ST	Blocks BS BA	+/-	Shooting By Period
0 Mason Gillis	F 17:00	2-4	1-3	0-0	0 3 3	4 0 5	0	1	0	0	0 0	7	1 st FG% 10-28 35.7%
15 Zach Edey	C 23:00	6-11	0-0	5-7	5 4 9	3 6 17	0	0	0	1	0 0	16	3PT% 5-13 38.5%
2 Eric Hunter Jr.	G 34:45	2-6	1-2	1-2	0 5 5	3 1 6	2	2	2	0	0 0	8	FT% 3-8 37.5%
23 Jaden Ivey	G 36:52	8-15	3-7	3-9	0 5 5	2 7 22	5	3	1	0	1 1	-8	2 nd FG% 14-28 50.0%
55 Sasha Stefanovic	G 36:27	4-10	3-7	0-0	0 2 2	0 1 11	1	0	0	0	2 2	-11	3PT% 3-8 37.5%
50 Trevion Williams	17:01	2-8	0-1	2-2	3 2 5	1 1 6	0	2	0	0	0 0	-19	FT% 8-12 66.7%
3 Caleb Furst	12:46	0-1	0-0	0-0	0 2 2	0 1 0	0	0	0	0	1 1	-19	GMFG% 24-56 42.9%
11 Isaiah Thompson	05:14	0-0	0-0	0-0	0 0 0	1 0 0	0	1	0	0	0 0	-11	3PT% 8-21 38.1%
25 Ethan Morton	16:55	0-1	0-1	0-0	0 3 3	2 0 0	0	2	1	1	0 0	22	FT% 11-20 55.0%
Team					3 2 5		0	0					Dead Ball Rebounds: 3, 0
Totals		24-56	8-21	11-20	11 28 39	16 17 67	10	10	4	1	4 3	-3	
Technical Fouls: NONE													

Wisconsin - 70

Record: 24-5 (15-4)

NO. Name	Min	FG M-A	3P M-A	FT M-A	Rebounds OR DR TOT	Fouls PF FD	TP	AS	TO	ST	Blocks BS BA	+/-	Shooting By Period
5 Tyler Wahl	F 32:42	8-14	1-3	2-2	1 1 2	1 3 19	2	1	5	2	1 3	3	1 st FG% 11-28 39.3%
22 Steven Crowl	F 24:34	2-6	0-3	0-0	1 4 5	3 0 4	2	1	0	1	0 0	-6	3PT% 4-13 30.8%
1 Johnny Davis	G 33:42	5-12	0-1	6-6	0 8 8	3 0 6	16	1	3	0	0 0	1	FT% 7-7 100%
23 Chucky Hepburn	G 32:40	5-13	4-6	3-3	0 0 0	4 3 17	2	0	1	0	0 0	10	2 nd FG% 15-33 45.5%
34 Brad Davison	G 31:54	3-7	1-3	0-1	0 4 4	2 4 7	0	0	0	0	0 0	4	3PT% 3-9 33.3%
33 Chris Vogt	15:27	1-1	0-0	0-0	3 1 4	1 0 2	2	1	0	1	0 1	9	FT% 4-5 80%
0 Jahcobi Neath	15:44	1-4	1-3	0-0	1 3 4	0 0 3	0	0	0	0	0 0	1	GMFG% 25-61 42.6%
20 Ben Carlson	07:18	1-2	0-1	0-0	1 2 3	1 0 2	0	0	0	0	0 0	0	3PT% 7-22 31.8%
2 Jordan Davis	05:59	0-2	0-2	0-0	0 0 0	2 0 0	0	0	0	0	0 0	-7	FT% 11-12 91.7%
Team					0 3 3		0	0					Dead Ball Rebounds: 1, 1
Totals		26-61	7-22	11-12	7 26 33	17 16 70	9	6	6	4	1 3	3	
Technical Fouls: NONE													

Biggest lead

7 (1st 16:34)

11 (2nd 12:50)

Best Scoring Run

7 (2nd 11:29)

10 (1st 2:04)

Lead Changes

7

Times Tied

8

Time with Lead

09:14

25:35

Points from

PUR

UW

Turnovers

8

9

Paint

32

30

Second Chance

20

12

Fast Breaks

7

5

Bench

6

7

Period by Period Scoring

1st

2nd

TOT

PUR

28

39

67


UW

33

37

70

GAME 30: NEBRASKA 74, #10 WISCONSIN 73
 March 6, 2022 • Madison, Wis. • Kohl Center



Official Basketball Box Score - Final

Nebraska at Wisconsin

03/06/22 Kohl Center, Madison, WI

2021-22 Men's Basketball

Game Time: 1:00 PM

Game Duration: 2:07

Attendance: 17,287

Officials: Larront Simpson, Rob Kuennen, Brandon Cruz

Nebraska - 74

Record: 10-21 (4-16)

NO. Name	Min	FG	3P	FT	Rebounds OR DR TOT	Fouls PF FD	TP	AS	TO	ST	Blocks	+/-	
		M-A	M-A	M-A							BS BA		
11 Lat Mayen	F 29:22	2-4	0-2	0-0	1 3 4	3 0 4	0	1	0	0	0 0	-6	1 st FG% 17-30 56.7%
13 Derrick Walker	F 31:11	7-11	0-0	1-2	2 5 7	2 3 15	1	1	1	0	2 2	-2	3PT% 1-9 11.1%
0 C.J. Wilcher	G 36:49	4-7	2-5	0-1	0 1 1	2 2 1	10	0	1	0	0 0	-1	FT% 5-6 83.3%
1 Alonzo Verge Jr.	G 30:57	10-16	1-3	5-6	0 5 5	5 6 26	6	5	2	0	1 6	6	2 nd FG% 12-24 50.0%
2 Trey McGowens	G 16:24	1-2	0-0	2-2	0 0 0	4 2 4	0	0	2	0	0 0	5	3PT% 4-9 44.4%
10 Kobe Webster	28:40	2-5	2-4	0-0	0 2 2	3 1 6	0	1	0	0	0 0	0	FT% 6-8 75%
35 Eduardo Andre	13:46	2-2	0-0	0-0	0 1 1	0 2 4	0	0	1	2	0 0	6	GMFG% 29-54 53.7%
30 Keisel Tominaga	11:49	1-7	0-4	3-3	1 1 2	0 1 5	1	0	0	0	1 1	-3	3PT% 5-18 27.8%
23 Keon Edwards	01:02	0-0	0-0	0-0	1 1 2	0 0 0	0	0	1	0	0 0	0	FT% 11-14 78.6%
Team					0 3 3		0	0	1				Dead Ball Rebounds: 1, 2
Totals		29-54	5-18	11-14	5 22 27	19 16 74	8	11	6	2	4 1	1	

Technical Fouls: Verge Jr. 2nd 16:03

Wisconsin - 73

Record: 24-6 (15-5)

NO. Name	Min	FG	3P	FT	Rebounds OR DR TOT	Fouls PF FD	TP	AS	TO	ST	Blocks	+/-	
		M-A	M-A	M-A							BS BA		
5 Tyler Wahl	F 38:39	4-10	0-1	5-6	4 3 7	4 4 13	1	1	5	1	0 0	-1	1 st FG% 15-31 48.4%
22 Steven Crowl	F 25:55	2-7	0-1	0-0	2 5 7	1 0 4	1	4	0	0	0 0	-8	3PT% 3-10 30.0%
1 Johnny Davis	G 11:34	4-4	1-1	1-2	1 3 4	2 4 10	0	2	0	1	0 0	-7	FT% 3-5 60%
23 Chucky Hepburn	G 34:54	2-9	0-4	4-5	0 1 1	3 3 8	3	1	0	0	1 1	-9	2 nd FG% 9-29 31.0%
34 Brad Davison	G 38:08	5-15	3-9	7-9	0 4 4	1 4 20	3	0	1	0	1 1	3	3PT% 2-13 15.4%
33 Chris Vogt	14:04	5-6	0-0	3-3	2 1 3	4 2 13	0	1	1	2	0 0	7	FT% 17-20 85%
0 Jahcobi Neath	22:41	1-4	0-2	0-0	1 3 4	1 1 2	1	0	0	0	0 0	12	GMFG% 24-60 40.0%
20 Ben Carlson	01:21	0-0	0-0	0-0	0 0 0	0 0 0	0	0	0	0	0 0	0	3PT% 5-23 21.7%
2 Jordan Davis	12:44	1-5	1-5	0-0	1 0 1	0 0 3	0	0	0	0	0 0	-2	FT% 20-25 80.0%
Team					2 2 4		0	0					Dead Ball Rebounds: 4, 0
Totals		24-60	5-23	20-25	13 22 35	16 18 73	9	9	7	4	2 1	1	

Technical Fouls: NONE

	NEB	UW		Points from	NEB	UW		Period by Period Scoring			
Biggest lead	12 (1 st 9:50)	10 (2 nd 12:19)		Turnovers	14	8		1st 2nd TOT			
Best Scoring Run	12 (2 nd 0:37)	8 (2 nd 13:40)		Paint	36	34		NEB	40	34	74
Lead Changes	4			Second Chance	6	15		UW	36	37	73
Times Tied	2			Fast Breaks	6	9					
Time with Lead	24:22	14:42		Bench	15	18					

SPECIAL STATISTICS

Game	Pts off T/O (Wis / Opp)	Pts in Paint (Wis / Opp)	2nd Chance Pts (Wis / Opp)	Fast Break Pts (Wis / Opp)	Bench Pts (Wis / Opp)
11/9/21 - ST. FRANCIS BKN	21 / 19	36 / 26	11 / 4	13 / 1	29 / 21
11/12/21 - GREEN BAY	16 / 4	32 / 12	25 / 9	8 / 4	19 / 26
11/15/21 - PROVIDENCE	16 / 5	22 / 22	6 / 19	4 / 11	6 / 9
11/22/21 - vs. Texas A&M	22 / 14	26 / 16	15 / 5	5 / 13	6 / 24
11/23/21 - vs. Houston	11 / 8	26 / 26	2 / 6	5 / 7	6 / 23
11/24/21 - vs. Saint Mary's	13 / 7	26 / 34	9 / 10	0 / 2	9 / 11
12/1/21 - at Georgia Tech	11 / 5	24 / 24	11 / 10	5 / 10	7 / 11
12/4/21 - MARQUETTE	12 / 13	34 / 34	12 / 5	9 / 8	9 / 40
12/8/21 - INDIANA	15 / 7	22 / 30	11 / 16	6 / 14	17 / 12
12/11/21 - at Ohio State	11 / 9	24 / 32	2 / 11	8 / 14	10 / 20
12/15/21 - NICHOLLS	11 / 9	32 / 40	13 / 2	2 / 4	17 / 18
12/29/21 - ILLINOIS STATE	13 / 9	36 / 30	13 / 9	13 / 13	10 / 6
1/3/22 - at Purdue	12 / 10	28 / 28	12 / 12	6 / 6	7 / 29
1/6/22 - IOWA	13 / 8	40 / 38	18 / 14	5 / 9	4 / 21
1/9/22 - at Maryland	18 / 5	32 / 24	8 / 3	9 / 10	7 / 12
1/13/22 - OHIO STATE	16 / 8	32 / 46	14 / 13	5 / 0	10 / 14
1/18/22 - at Northwestern	8 / 6	32 / 36	11 / 12	5 / 0	4 / 22
1/21/22 - MICHIGAN STATE	12 / 9	24 / 32	8 / 12	2 / 21	7 / 43
1/27/22 - at Nebraska	14 / 14	30 / 26	7 / 3	14 / 9	10 / 12
1/30/22 - MINNESOTA	13 / 4	30 / 22	9 / 4	5 / 5	5 / 6
2/2/22 - at Illinois	6 / 6	40 / 42	16 / 14	3 / 3	11 / 9
2/5/22 - PENN STATE	4 / 8	22 / 14	5 / 4	2 / 0	3 / 27
2/8/22 - at Michigan State	4 / 7	28 / 28	11 / 6	9 / 8	9 / 23
2/12/22 - RUTGERS	12 / 13	36 / 24	5 / 10	2 / 10	3 / 4
2/15/22 - at Indiana	14 / 11	30 / 38	3 / 7	5 / 3	2 / 10
2/20/22 - MICHIGAN	17 / 6	44 / 34	9 / 10	6 / 11	11 / 8
2/23/22 - at Minnesota	5 / 11	36 / 20	11 / 5	5 / 2	11 / 15
2/26/22 - at Rutgers	6 / 10	20 / 36	8 / 4	5 / 7	2 / 5
3/1/22 - PURDUE	9 / 8	30 / 32	12 / 20	5 / 7	7 / 6
3/6/22 - NEBRASKA	8 / 14	34 / 36	15 / 6	9 / 6	18 / 15
RUNNING TOTAL	273 / 267	908 / 882	309 / 265	180 / 218	270 / 493
PER GAME AVERAGE	9.1 / 8.9	30.3 / 29.4	10.3 / 8.8	6.0 / 7.3	9.0 / 16.4

TEAM SUPERLATIVES

WISCONSIN

HIGH

LOW

• Points	89	2x; MR ILLINOIS ST (12/29/21)	55	at Ohio State (12/11/21)
• First-Half Points	46	ILLINOIS ST (12/29/21)	18	PENN STATE (2/5/22)
• Second-Half Points	55	MARQUETTE (12/4/21)	25	vs. Houston (11/23/21)
• Field Goals Made	33	IOWA (1/6/22)	20	PROVIDENCE (11/15/21)
• Field Goal Attempts	68	2x; MR at Illinois (2/2/22)	47	at Minnesota (2/23/22)
• Field Goal Percentage	.519 (28-54)	at Northwestern (1/18/22)	.328 (20-61)	PROVIDENCE (11/15/21)
• 3-Point Field Goals Made	12	MICHIGAN STATE (1/21/22)	3	2x; MR at Illinois (2/2/22)
• 3-Point Field Goal Attempts	29	MICHIGAN STATE (1/21/22)	12	vs. Saint Mary's (11/24/21)
• 3-Point Field Goal Pct. (min. 10 att.)	.529 (9-17)	at Northwestern (1/18/22)	.125 (3-24)	at Illinois (2/2/22)
• Free Throws Made	25	ILLINOIS ST (12/29/21)	3	PENN STATE (2/5/22)
• Free Throw Attempts	32	ILLINOIS ST (12/29/21)	6	PENN STATE (2/5/22)
• Free Throw Pct. (min. 12 att.)	.938 (15-16)	MICHIGAN (2/20/22)	.529 (9-17)	RUTGERS (2/12/22)
• Offensive Rebounds	18	GREEN BAY (11/12/21)	2	vs. Houston (11/23/21)
• Defensive Rebounds	34	at Nebraska (1/27/22)	13	MICHIGAN STATE (1/21/22)
• Total Rebounds	50	GREEN BAY (11/12/21)	20	MICHIGAN STATE (1/21/22)
• Fouls	22	at Purdue (1/3/22)	10	ST. FRANCIS BROOKLYN (11/9/21)
• Assists	17	at Northwestern (1/18/22)	4	vs. Saint Mary's (11/24/21)
• Turnovers	13	at Indiana (2/15/22)	4	INDIANA (12/8/21)
• Steals	10	GREEN BAY (11/12/21)	2	at Minnesota (2/23/22)
• Blocked Shots	6	2x; MR INDIANA (12/8/21)	0	4x; MR RUTGERS (2/12/22)

OPPONENT

HIGH

LOW

• Points	86	MICHIGAN STATE (1/21/22)	34	GREEN BAY (11/12/21)
• First-Half Points	42	3x; MR at Illinois (2/2/22)	13	PENN STATE (2/5/22)
• Second-Half Points	49	ILLINOIS ST (12/29/21)	17	INDIANA (12/8/21)
• Field Goals Made	33	at Northwestern (1/18/22)	12	GREEN BAY (11/12/21)
• Field Goal Attempts	71	at Northwestern (1/18/22)	49	2x; MR RUTGERS (2/12/22)
• Field Goal Percentage	.537 (29-54)	NEBRASKA (3/6/22)	.235 (12-51)	GREEN BAY (11/12/21)
• 3-Point Field Goals Made	10	vs. Texas A&M (11/22/21)	3	3x; MR at Michigan St (2/8/22)
• 3-Point Field Goal Attempts	30	PENN STATE (2/5/22)	12	2x; MR RUTGERS (2/12/22)
• 3-Point Field Goal Pct. (min. 10 att.)	.583 (7-12)	RUTGERS (2/12/22)	.158 (3-19)	OHIO STATE (1/13/22)
• Free Throws Made	22	MICHIGAN STATE (1/21/22)	3	3x; MR at Northwestern (1/18/22)
• Free Throw Attempts	28	MICHIGAN STATE (1/21/22)	4	ST. FRANCIS BROOKLYN (11/9/21)
• Free Throw Pct. (min. 10 att.)	.889 (16-18)	RUTGERS (2/12/22)	.462 (6-13)	INDIANA (12/8/21)
• Offensive Rebounds	14	INDIANA (12/8/21)	2	at Nebraska (1/27/22)
• Defensive Rebounds	41	at Ohio State (12/11/21)	15	at Minnesota (2/23/22)
• Total Rebounds	49	at Ohio State (12/11/21)	19	at Minnesota (2/23/22)
• Fouls	28	ILLINOIS ST (12/29/21)	14	3x; MR PENN STATE (2/5/22)
• Assists	21	at Illinois (2/2/22)	4	MINNESOTA (1/30/22)
• Turnovers	16	2x; MR vs. Saint Mary's (11/24/21)	6	at Minnesota (2/23/22)
• Steals	10	RUTGERS (2/12/22)	2	3x; MR OHIO STATE (1/13/22)
• Blocked Shots	7	IOWA (1/6/22)	0	at Purdue (1/3/22)

MISCELLANEOUS

HIGH

SECOND-HIGHEST

• UW's Largest Deficit Overcome in Win	22 (42-20, 1:17 1H) INDIANA (12/8/21)	16 (10-26, 12:04 1H) vs. Texas A&M (11/22/21)
• UW's Largest Deficit Overcome in Win (2nd Half/OT)	17 (42-25, 19:43 2H) INDIANA (12/8/21)	12 (42-30, 18:40 2H) NICHOLLS (12/15/21)
• UW's Largest Lead Surrendered in Loss	10 (62-52, 12:19 2H) NEBRASKA (3/6/22)	8 (2x); MR (17:43 1H) MICHIGAN STATE (1/21/22)
• UW's Largest Lead Surrendered in Loss (2nd Half/OT)	10 (62-52, 12:19 2H) NEBRASKA (3/6/22)	3 (50-47, 14:38 2H) RUTGERS (2/12/22)
• UW's Largest Halftime Lead	24 GREEN BAY (11/12/21)	21 ST. FRANCIS BROOKLYN (11/9/21)
• UW's Largest Halftime Deficit	17 INDIANA (12/8/21)	11 PROVIDENCE (11/15/21)
• UW's Largest Lead	45 (69-24, 5:07 2H) GREEN BAY (11/12/21)	32 (65-33, 8:33 2H) ST. FRANCIS BROOKLYN (11/9/21)
• UW's Largest Deficit	22 (42-20, 1:17 1H) INDIANA (12/8/21)	17 (83-21, 4:16 1H) MICHIGAN STATE (1/21/22)

INDIVIDUAL SUPERLATIVES

WISCONSIN

HIGH

SECOND-HIGHEST

• Points	37	Johnny Davis (at Purdue - 1/3/22)	30	2x; MR Davis (at Indiana - 2/15/22)
• First-Half Points	19	Johnny Davis (IOWA - 1/6/22)	18	Johnny Davis (Houston - 11/23/21)
• Second-Half Points	27	Johnny Davis (at Purdue - 1/3/22)	19	Johnny Davis (at Indiana - 2/15/22)
• Field Goals Made	13	Johnny Davis (at Purdue - 1/3/22)	11	2x; MR Davis (MICHIGAN - 2/20/22)
• Field Goal Attempts	24	Johnny Davis (at Purdue - 1/3/22)	23	Johnny Davis (ILLINOIS ST - 12/29/21)
• Field Goal Percentage (min. 7 made)	.875 (7-8)	Steven Crowl (ILLINOIS ST - 12/29/21)	.800 (8-10)	Brad Davison (OHIO STATE - 1/13/22)
• 3-Point Field Goals Made	6	Brad Davison (MICHIGAN ST - 1/21/22)	5	2x; MR Davison (at Nebraska - 1/27/22)
• 3-Point Field Goal Attempts	11	2x; MR Davison (Texas A&M - 11/22/21)	10	Brad Davison (MICHIGAN ST - 1/21/22)
• 3-Point Field Goal Pct. (min. 3 made)	.800 (4-5)	Johnny Davis (at N'western - 1/18/22)	.750 (3-4)	Lorne Bowman II (SF BROOKLYN - 11/9/21)
• Free Throws Made	11	Johnny Davis (at Illinois - 2/2/22)	10	Davis & Davison (at Indiana - 2/15/22)
• Free Throw Attempts	14	2x; MR Davis (at Indiana - 2/15/22)	12	2x; MR Davis (at Purdue - 1/3/22)
• Free Throw Pct. (min. 6 made)	1.000 (10-10)	Johnny Davis (at Indiana - 2/15/22)	1.000 (6-6)	4x; MR Davis (PURDUE - 3/1/22)
• Offensive Rebounds	8	Steven Crowl (ILLINOIS ST - 12/29/21)	6	2x; MR Wahl (at Minnesota - 2/23/22)
• Defensive Rebounds	13	Johnny Davis (at Purdue - 1/3/22)	12	Johnny Davis (MINNESOTA - 1/30/22)
• Total Rebounds	15	2x; MR Davis (at Illinois - 2/2/22)	14	Johnny Davis (at Purdue - 1/3/22)
• Fouls	5	5x; MR Johnny Davis (at Minnesota - 2/23/22)	4	29x; MR 2 Players (NEBRASKA - 3/6/22)
• Assists	6	2x; MR Wahl (OHIO STATE - 1/13/22)	5	5x; MR Hepburn (at Rutgers - 2/26/22)
• Turnovers	4	9x; MR Crowl (NEBRASKA - 3/6/22)	3	16x; MR Davis (PURDUE - 3/1/22)
• Steals	5	2x; MR Wahl (NEBRASKA - 3/6/22)	4	2x; MR Davis (Houston - 11/23/21)
• Blocked Shots	4	Tyler Wahl (Saint Mary's - 11/24/21)	3	4x; MR Davis (MICHIGAN - 2/20/22)

OPPONENT

HIGH

SECOND-HIGHEST

• Points	37	Kofi Cockburn (at Illinois - 2/2/22)	33	Michael Devoe (at Georgia Tech - 12/1/21)
• First-Half Points	20	Kofi Cockburn (at Illinois - 2/2/22)	17	Michael Devoe (at Georgia Tech - 12/1/21)
• Second-Half Points	19	2x; MR Ayala (at Maryland - 1/9/22)	18	Alonzo Verge Jr. (NEBRASKA - 3/6/22)
• Field Goals Made	16	Kofi Cockburn (at Illinois - 2/2/22)	11	3x; MR Liddell (at Ohio State - 12/11/21)
• Field Goal Attempts	25	Ty Gordon (NICHOLLS - 12/15/21)	20	Michael Devoe (at Georgia Tech - 12/1/21)
• Field Goal Percentage (min. 5 made)	.842 (16-19)	Kofi Cockburn (at Illinois - 2/2/22)	.769 (10-13)	Trayce Jackson-Davis (at Indiana - 2/15/22)
• 3-Point Field Goals Made	6	Kyler Edwards (Houston - 11/23/21)	5	2x; MR Strong (ILLINOIS ST - 12/29/21)
• 3-Point Field Goal Attempts	11	Ty Gordon (NICHOLLS - 12/15/21)	10	Michael Devoe (at Georgia Tech - 12/1/21)
• 3-Point Field Goal Pct. (min. 3 made)	.750 (6-8)	Kyler Edwards (Houston - 11/23/21)	.750 (3-4)	2x; MR Stephens (at Minnesota - 2/23/22)
• Free Throws Made	10	Trayce Jackson-Davis (at Indiana - 2/15/22)	8	2x; MR Hoggard (MICHIGAN ST - 1/21/22)
• Free Throw Attempts	14	Trayce Jackson-Davis (at Indiana - 2/15/22)	11	Sy Chatman (ILLINOIS ST - 12/29/21)
• Free Throw Pct. (min. 8 made)	.800 (8-10)	A.J. Hoggard (MICHIGAN ST - 1/21/22)	.727 (8-11)	Sy Chatman (ILLINOIS ST - 12/29/21)
• Offensive Rebounds	5	3x; MR Edey (PURDUE - 3/1/22)	4	5x; MR Harrar (PENN ST - 2/5/22)
• Defensive Rebounds	13	Kyle Young (at Ohio State - 12/11/21)	10	4x; MR Cockburn (at Illinois - 2/2/22)
• Total Rebounds	15	Manny Littles (NICHOLLS - 12/15/21)	14	Kyle Young (at Ohio State - 12/11/21)
• Fouls	5	13x; MR Verge Jr. (NEBRASKA - 3/6/22)	4	36x; MR McGowens (NEBRASKA - 3/6/22)
• Assists	8	2x; MR Hoggard (MICHIGAN ST - 1/21/22)	7	5x; MR Jones (MICHIGAN - 2/20/22)
• Turnovers	6	Justin Lewis (MARQUETTE - 12/4/21)	5	6x; MR Verge Jr. (NEBRASKA - 3/6/22)
• Steals	6	Caleb McConnell (RUTGERS - 2/12/22)	3	6x; MR Bingham Jr. (at Michigan St - 2/8/22)
• Blocked Shots	3	5x; MR McConnell (at Rutgers - 2/26/22)	2	19x; MR Andre (NEBRASKA - 3/6/22)

THE LAST TIME WISCONSIN...

Wisconsin Team

UW ranked No. 1 in AP Top 25: Feb. 21, 2007
UW ranked in AP Top 25: No. 12 (3/6/22)
UW ranked in USA Today Coaches Poll: No. 12 (3/6/22)
Played AP No. 1-ranked opponent: Win vs. Villanova, 65-62 (3/18/17)
Defeated AP No. 1-ranked opponent: Villanova, 65-62 (3/18/17)
Played AP No. 2-ranked opponent: Win vs. Michigan, 64-54 (1/19/19)
Defeated opponent ranked 3-10 by AP: Win vs. No. 8 Purdue, 70-67 (3/1/22)
Defeated opponent ranked 11-25 by AP: Win at No. 17 Michigan State, 70-62 (2/8/22)
Defeated AP Top 25 opponent on the road: Win at No. 17 Michigan State, 70-62 (2/8/22)

Scoring

Scored 20 or more points: 20, Brad Davison vs. Nebraska (3/6/22)
Scored 30 or more points: 30, Johnny Davis at Indiana (2/15/22)
Scored 40 or more points: 43, Frank Kaminsky vs. North Dakota (11/19/13)
Two or more Badgers scored 30 points, same game: Joe Franklin (31) and Chuck Nagle (30) vs. Purdue (3/2/68) — only other time this happened in school history was Jack Brens (31) and Ken Siebel (31) vs. Utah (12/28/62)
Two or more Badgers scored 20 points, same game: Johnny Davis (25) and Brad Davison (22) vs. #14 Michigan St (1/21/22)
Three or more Badgers scored 20 points, same game: Jon Leuer (24), Josh Gasser (21), Jordan Taylor (20), vs. PVAMU (11/14/10)
Scored 20 points in one half: Johnny Davis (27 in 2nd Half) at #3 Purdue (1/3/22)
Scored 20 points/two straight games: Johnny Davis (30 at Indiana, 2/15/22; 25 vs. Michigan, 2/20/22)
Scored 20 points/three straight games: Johnny Davis (26 vs. Iowa, 1/6/22; 37 at #3 Purdue, 1/3/22; 20 vs. Illinois State, 12/29/21)
Scored 20 points/four straight games: Johnny Davis (26 vs. Iowa, 1/6/22; 37 at #3 Purdue, 1/3/22; 20 vs. Illinois State, 12/29/21; 24 at #21 Ohio State, 12/11/21)
Scored 20 points/five straight games: Johnny Davis (26 vs. Iowa, 1/6/22; 37 at #3 Purdue, 1/3/22; 20 vs. Illinois State, 12/29/21; 24 at #21 Ohio State, 12/11/21; 23 vs. Indiana, 12/8/21)
Scored 30 points/two straight games: Michael Finley (30 at Michigan, 1/29/94; 32 vs. Michigan State, 2/2/94)
No Badger scored in double figures: vs. Marquette (12/8/12)
One Badger scored in double figures: 23, Johnny Davis vs. Indiana (12/8/21)
Four players scored in double figures: Brad Davison (20), Chris Vogt (13), Tyler Wahl (13) and Johnny Davis (10) vs. Nebraska (3/6/22)
Five players scored in double figures: Johnny Davis (25), Steven Crawl (11), Brad Davison (10), Chucky Hepburn (10), and Tyler Wahl (10) vs. Michigan (2/20/22)
Six players scored in double figures: Reuvers (19), Davison (15), Ford (12), King (12), Trice (11) and Pritzl (10) vs. Green Bay (11/21/19)
UW Scored 70 or more points: 73, vs. Nebraska (3/6/22)
UW Scored 80 or more points: 82, at Northwestern (1/18/22)
UW Scored 90 or more points: 92, vs. Arkansas-Pine Bluff (11/27/20)
UW Scored 100 or more points: 101, vs. Savannah State (12/13/18)

Field Goal Shooting

Shot 90 percent or better (min. 10 att.): .900 (9-10), Carlton McGee vs. Michigan (2/26/92)
UW shot 50 percent or better: .517, at Minnesota (2/23/22)
UW shot 60 percent or better: .603, vs. Houston Baptist (11/17/18)
UW shot 70 percent or better: .744, vs. Army (12/30/79)
UW made 30 or more field goals: 33, vs. Iowa (1/6/22)
UW made 40 or more field goals: 42, vs. Iowa (3/9/94)
UW made 50 or more field goals: Has not happened
UW attempted 60 or more field goals: 60, vs. Nebraska (3/6/22)
UW attempted 70 or more field goals: 70, vs. Iowa (2/18/21)
UW attempted 80 or more field goals: 83, vs. Northwestern (1/28/95)
UW attempted 100 or more field goals: 102, vs. South Dakota (12/9/72)

3-Point Field Goal Shooting

Made 5 or more 3-point field goals: Brad Davison (5-8 3FG) at Nebraska (1/27/22)
UW shot 40 percent or better (min. 8 att.): .450 (9-20), at Rutgers (2/26/22)
UW shot 50 percent or better (min. 8 att.): .529 (9-17) at Northwestern (1/18/22)
UW shot 60 percent or better (min. 8 att.): .640 (16-25), vs. Louisville (12/19/20)
UW shot 70 percent or better (min. 8 att.): .727, at Indiana (2/25/10)
UW shot 80 percent or better (min. 8 att.): .889, vs. North Dakota St. (12/10/86)
UW shot 90 percent or better (min. 8 att.): .900, at Illinois (1/25/97)
UW made 10 or more 3-point field goals: 11, at Rutgers (2/26/22)
UW made 15 or more 3-point field goals: 16, vs. Louisville (12/19/20)
UW attempted 30 or more 3-point field goals: 31, vs. Illinois (2/27/21)
UW attempted 40 or more 3-point field goals: 40, vs. Temple (12/3/01)

Double-Double / Triple-Double

Had a triple-double: Ethan Happ (13 pts, 12 reb, 11 ast) vs. Northwestern (1/26/19)
Had a double-double (Pts/Reb): Tyler Wahl (12 pts, 10 reb) at Minnesota (2/23/22)
Had a double-double (Pts/Ast): Ethan Happ (10 p, 11 r, 12a) vs. Coppin St. (11/6/18)
Had a double-double (Ast/Reb): Ethan Happ (10p, 11r, 12a) vs. Coppin St. (11/6/18)
Had a double-double in consecutive games: Johnny Davis (1/30/21 and 2/2/22)
Two with double-double: Potter (24 p, 13 r) & Davison (11 p, 13 r) at Penn State (1/11/20)

Free Throw Shooting

Perfect at the FT line (min. 10 att.): 10-10, Brad Davison at Indiana (2/15/22)
UW shot 80 percent or better (min. 12 att.): .800 (20-25), vs. Nebraska (3/6/22)
UW shot 90 percent or better (min. 12 att.): .900 (19-21), vs. Green Bay (11/12/21)
UW shot 100 percent (min. 12 att.): 15-15, vs. Nebraska (12/22/20)
UW made 20 or more free throws: 20, vs. Nebraska (3/6/22)
UW made 30 or more free throws: 30, vs. Minnesota (2/13/14)
UW made 40 or more free throws: 40, vs. Minnesota (1/12/53)
UW attempted 30 or more free throws: 32, vs. Illinois State (12/29/21)
UW attempted 40 or more free throws: 42, at Illinois (2/3/13)
UW attempted 50 or more free throws: 50, at Indiana (2/12/62)
UW attempted 60 or more free throws: 61, at Michigan (2/21/53)

Rebounds

Had 10+ rebounds: 10, Tyler Wahl at Minnesota (2/23/22)
Had 15+ rebounds: 15, Johnny Davis vs. Minnesota (1/30/22)
Had 20+ rebounds: 25, Joe Chrmelich vs. St. Mary's (12/2/76)
Had 30+ rebounds: 30, Paul Morrow vs. Purdue (1/3/53)
Had 10+ reb. in consecutive games: Johnny Davis, Two Straight (1/30/21, 2/2/22)
UW had 40+ rebounds: 47, at Nebraska (1/27/22)
UW had 50+ rebounds: 50, vs. Green Bay (11/12/21)

Assists

Had 10 or more assists: 11, Ethan Happ vs. Northwestern (1/26/19)
Had 15 or more assists: Has not happened
UW had 20 or more assists: 22, vs. Louisville (12/19/20)
UW had 30 or more assists: 30, vs. Iowa (3/9/94)

Blocked Shots

Had 5 or more blocked shots: 9 Nate Reuvers vs. Eastern Illinois (11/8/19)
Had 10 or more blocked shots: Has not happened
UW had 10 or more blocked shots: 10 vs. Eastern Illinois (11/25/20)
UW had 15 or more blocked shots: Has not happened

Steals

Had 5 or more steals: 5, Tyler Wahl vs. #8 Purdue (3/1/22)
Had 10 or more steals: 10, Mike Kelley vs. Texas (12/7/99)
UW had 10 or more steals: 10, vs. Green Bay (11/12/21)
UW had 15 or more steals: 16, (2x) MR vs. California (12/2/12)

Turnovers

UW had 1 or fewer turnovers: 1, vs. Iowa (1/20/15)
UW had 5 or fewer turnovers: 4, vs. Indiana (12/8/21)
UW had 0 turnovers in a half: 0 in 1H, vs. Arkansas-Pine Bluff (11/27/20)
Opponent committed 15 or more turnovers: 16, vs. Saint Mary's (11/24/21)
Opponent committed 20 or more turnovers: 20, vs. Illinois (2/27/21)

Overtime

Won a game in overtime: 2OT vs. Indiana (80-73), 1/7/21
Lost a game in overtime: vs. Saint Mary's (65-63), 11/5/19
Played a 2-overtime game: win vs. Indiana (80-73), 1/7/21
Played a 3-overtime game: loss vs. Indiana (85-86), 2/16/87
Played in consecutive OT games: (3) vs. Iowa (2/6/13), vs. Mich. (2/9/13), at Minn. (2/14/13)

Miscellaneous

Hit a buzzer beater: vs. Xavier, 3/20/16 (Bronson Koenig hits 3PT in corner, UW 66-63)
Won after trailing by at least 10 pts in second half: 17 vs. Indiana, 12/8/21 (down 42-25, 19:43 remaining - won 64-59)
Won after trailing by at least 15 pts in second half: 17 vs. Indiana, 12/8/21 (down 42-25, 19:43 remaining - won 64-59)
UW scored 10 straight points or more: 10-0 (2:04 1H) vs. #8 Purdue (3/1/22)
UW scored 15 straight points or more: 16-0 (16:14 - 10:57 2H) vs. Nicholls (12/15/21)
UW held opp. scoreless 5:00 or longer: 10:24 (17:26 - 7:02 1H) vs. Penn State (2/5/22)
UW held opp. scoreless for 8:00 or longer: 10:24 (17:26 - 7:02 1H) vs. Penn State (2/5/22)

BASKETBALL COMMUNICATIONS**GENERAL INFORMATION**

- Address: 1440 Monroe Street, Madison, WI 53711
- Website: UWBadgers.com
- Press Box Phone: (608) 262-7766

BRANDON HARRISON**PRIMARY CONTACT**

- Phone: (608) 279-8653
- Email: bah@athletics.wisc.edu
- Twitter: @BrandonHarrison

**PATRICK HERB****DIRECTOR OF BRAND STRATEGY**

- Phone: (608) 957-2085
- Email: pah@athletics.wisc.edu
- Twitter: @PatrickHerb

**MEDIA RESOURCES****CREDENTIAL APPLICATIONS**

- www.sportssystem.com/Wisconsin

BIG TEN MEDIA EMAIL LIST

- office.bigten.org/media

WISCONSIN BASKETBALL RECORD BOOK

- go.wisc.edu/MBBRecordBook

WIRELESS INTERNET ACCESS (KOHL CENTER)

- BadgerWiFi (connect and register with email address)

LIVE STATS - STATBROADCAST (KOHL CENTER)

- Wisconsin.StatBroadcast.com (password: buckybadger)

OFFICIAL SOCIAL MEDIA CHANNELS

- Twitter: @BadgerMBB
- Instagram: @badgermbb
- Facebook: /WisconsinMensBasketball
- YouTube: /WisconsinBadgers

RADIO

Radio Station: WIBA (1310 AM)

Play-by-Play Announcer: Matt Lepay

Address: P.O. Box 99
Madison, WI 53701
Phone: 608-274-5450

Color Analyst: Mike Lucas

Address: 1440 Monroe St.
Madison, WI 53711
Phone: 608-252-6474

Credentials: 2021-22 men's basketball credentials must be requested online: www.sportssystem.com/Wisconsin

Contact Brandon Harrison with questions (608-279-8653). Approved credentials will be either mailed or made available at the Brand Communications Office or with the parking attendant (white vehicle) at the entrance to Lot 46 on Frances Street, one block north of the Kohl Center




0 JAHCOBI NEATH
G, Jr., 6-4, 196
Toronto, Ontario



1 JOHNNY DAVIS
G, So., 6-5, 194
La Crosse, Wis.



2 JORDAN DAVIS
G, So., 6-4, 198
La Crosse, Wis.



4 CARTER HIGGINBOTTOM
G, Jr., 6-0, 193
Chicago, Ill.




5 TYLER WAHL
F, Jr., 6-9, 221
Lakeville, Minn.



10 ISAAC LINDSEY
G, So., 6-4, 184
Mineral Point, Wis.



11 LORNE BOWMAN
G, Fr., 6-2, 210
Detroit, Mich.



13 JUSTIN TAPHORN
G, So., 6-5, 208
Pekin, Ill.




14 CARTER GILMORE
F, So., 6-7, 224
Hartland, Wis.



20 BEN CARLSON
F, So., 6-9, 226
Woodbury, Minn.




21 CHRIS HODGES
F, Fr., 6-9, 239
Schaumburg, Ill.



22 STEVEN CROWL
F, So., 7-0, 234
Eagan, Minn.




23 CHUCKY HEPBURN
G, Fr., 6-2, 211
Omaha, Neb.



32 MATTHEW MORS
F, Fr., 6-7, 241
Yankton, S.D.



33 CHRIS VOGT
C, Sr., 7-0, 257
Mayfield, Ky.



34 BRAD DAVISON
G, Sr., 6-4, 200
Maple Grove, Minn.



35 MARKUS ILVER
F, Fr., 6-8, 219
Tallinn, Estonia



GREG GARD
Head Coach
7th season at UW



JOE KRABBENHOFT
Assistant Coach
6th season at UW



DEAN OLIVER
Assistant Coach
5th season at UW



SHARIF CHAMBLISS
Assistant Coach
1st season at UW



MARC VANDEWETTERING
Dir. Basketball Operations
9th season at UW



KYLE BLACKBURN
Dir. Recruiting & Scouting
6th season at UW



JIM SNIDER
Strength & Conditioning
11th season at UW



AJ VAN HANDEL
Video Coordinator
11th season at UW

WISCONSIN BADGERS	POS	HT	WT	YR/ELIG	HOMETOWN (HS/LAST SCHOOL)	PRONUNCIATION
0 Jahcobi Neath	G	6-4	196	Jr./Jr.	Toronto, Ontario (Wake Forest)	Juh-KOBE KNEE-th
1 Johnny Davis	G	6-5	194	So./So.	La Crosse, Wis. (Central)	
2 Jordan Davis	G	6-4	198	So./So.	La Crosse, Wis. (Central)	
4 Carter Higginbottom	G	6-0	193	Sr./Jr.	Chicago, Ill. (St. Ignatius)	
5 Tyler Wahl	F	6-9	221	Jr./Jr.	Lakeville, Minn. (North)	WALL
10 Isaac Lindsey	G	6-4	184	So./So.	Mineral Point, Wis. (Mineral Point)	LIN-zee
11 Lorne Bowman II	G	6-2	210	So./Fr.	Detroit, Mich. (St. Mary's)	BOW (n arrow)-men
13 Justin Taphorn	G	6-5	208	So./So.	Pekin, Ill. (Pekin)	
14 Carter Gilmore	F	6-7	224	So./So.	Hartland, Wis. (Arrowhead)	
20 Ben Carlson	F	6-9	226	So./So.	Woodbury, Minn. (East Ridge)	
21 Chris Hodges	F	6-9	239	Fr./Fr.	Schaumburg, Ill. (Schaumburg)	
22 Steven Crowl	F	7-0	234	So./So.	Eagan, Minn. (Eastview)	(rhymes with growl)
23 Chucky Hepburn	G	6-2	211	Fr./Fr.	Omaha, Neb. (Bellevue West)	
32 Matthew Mors	F	6-7	241	Fr./Fr.	Yankton, S.D. (Yankton)	MORE-s
33 Chris Vogt	C	7-0	257	Gr./5th	Mayfield, Ky. (Cincinnati)	VOTE
34 Brad Davison	G	6-4	200	Gr./5th	Maple Grove, Minn. (Maple Grove)	DAVIS-on
35 Markus Ilver	F	6-8	219	Fr./Fr.	Tallinn, Estonia (Western Reserve Acad.)	ILL-ver

2022 BIG TEN MEN'S BASKETBALL TOURNAMENT

MARCH 9-13 • GAINBRIDGE FIELDHOUSE • INDIANAPOLIS, IND.



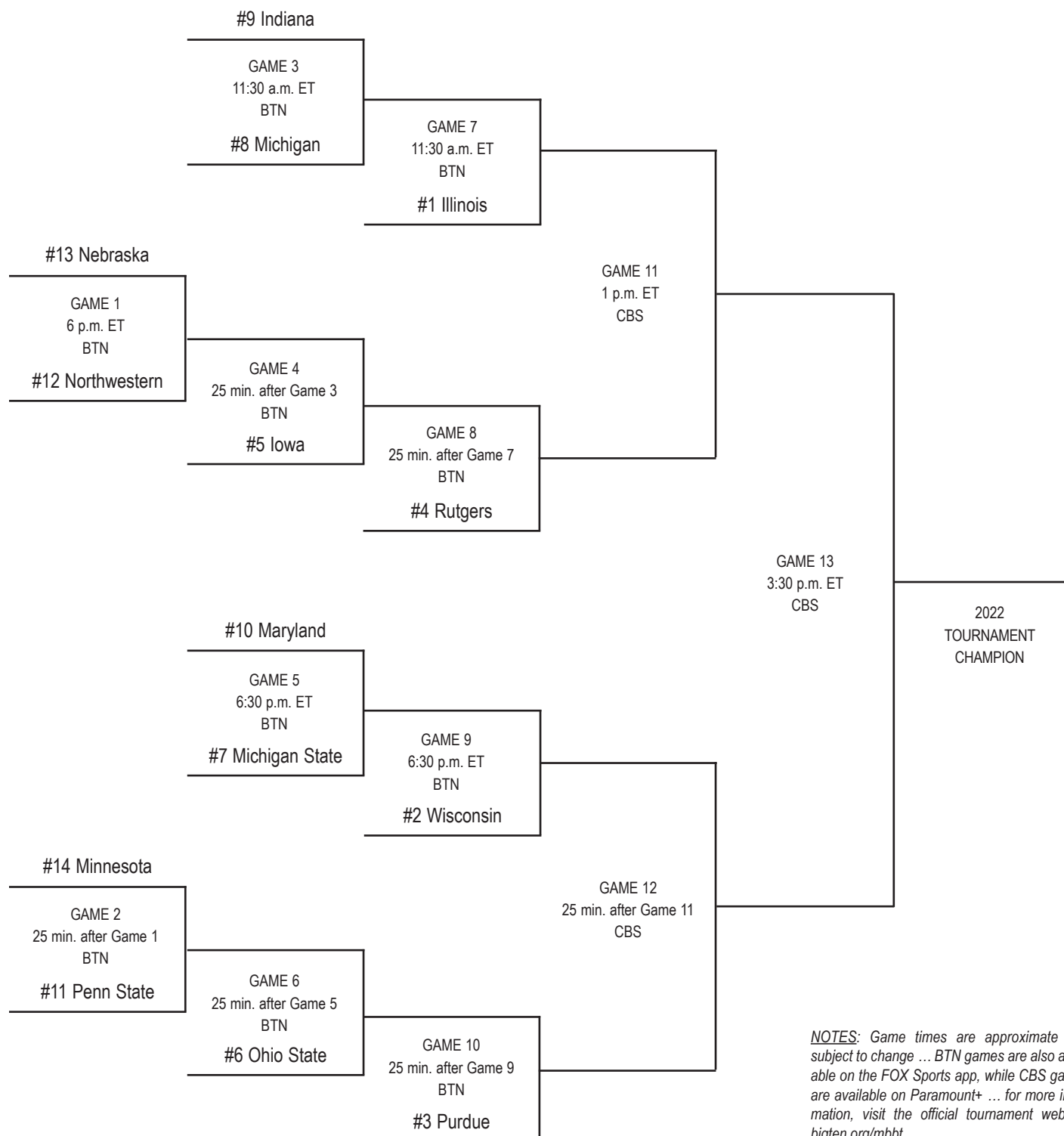
MARCH 9

MARCH 10

MARCH 11

MARCH 12

MARCH 13



NOTES: Game times are approximate and subject to change ... BTN games are also available on the FOX Sports app, while CBS games are available on Paramount+ ... for more information, visit the official tournament website, bigten.org/mbbt