



MEN'S BASKETBALL

21-12 OVERALL 7-11 BIG 12 (14-5 HOME 4-6 AWAY 3-1 NEUTRAL)



MATT SHOULTZ
Associate Director
Athletics Communications

Iowa State Athletics
Jacobson Athletic Building
Ames, Iowa 50011

(515) 520-7642
mshultz@iastate.edu



IOWA STATE CYCLONES

21-12 overall (7-11 Big 12)

Head Coach: T.J. Otzelberger **Polls:** (AP/Coaches): NR/NR
Overall: 120-75 (6th year) **NET/BPI/KENPom:** 49/46/36
At ISU: 21-12 (1st year)

VS



WISCONSIN BADGERS

25-7 overall (15-5 Big Ten)

Head Coach: Greg Gard **Polls:** (AP/Coaches): 14/14
Overall: 144-77 (7th year) **NET/BPI/KENPom:** 24/28/34
At UW: 144-77 (7th year)

SUN., MARCH 20, 2022 / 5:10 P.M. (CT)

Fiserv Forum (17,500) / Milwaukee, Wis.



Cyclone Radio Network
John Walters, ppx
Eric Heft, analyst



Spero Dedes, ppx
Deb Antonelli, analyst
AJ Ross, reporter



Live Stats
at
NCAA.com

2021-22 SCHEDULE

NOVEMBER

9	KENNESAW STATE (B12N)	W, 84-73
12	OREGON STATE (B12N)	W, 60-50
16	ALABAMA STATE (B12N)	W, 68-60
21	GRAMBLING STATE (B12N)	W, 82-47
24	+vs. No. 25 Xavier (ESPNU)	W, 82-70
26	+vs. No. 9 Memphis (ESPN2)	W, 78-59

DECEMBER

1	ARKANSAS-PINE BLUFF (B12N)	W, 83-64
4	~at Creighton (FS1)	W, 64-58
9	IOWA (ESPN2)	W, 73-53
12	JACKSON STATE (B12N)	W, 47-37
19	SE LOUISIANA (B12N)	W, 77-54
21	CHICAGO STATE (B12N)	W, 79-48

JANUARY

1	*NO. 1 BAYLOR (ESPNU)	L, 77-72
5	*NO. 25 TEXAS TECH (ESPNU)	W, 51-47
8	*at Oklahoma (ESPN2)	L, 79-66
11	*at No. 9 Kansas (B12N)	L, 62-61
15	*NO. 21 TEXAS (B12N)	W, 79-70
18	*at No. 18 Texas Tech (ESPNU)	L, 72-60
22	*TCU (ESPN2)	L, 59-44
26	*at Oklahoma State (B12N)	W, 84-81 (OT)
29	*MISSOURI (ESPNU)	W, 67-50

FEBRUARY

1	*No. 10 KANSAS (ESPN)	L, 70-61
5	*at No. 23 Texas (LHN)	L, 63-41
8	*at West Virginia (B12N)	L, 79-63
12	*KANSAS STATE (ESPNU)	L, 75-69 (OT)
15	*at TCU (ESPNU)	W, 54-51
19	*OKLAHOMA (B12N)	W, 75-54
23	*WEST VIRGINIA (ESPNU)	W, 84-81
26	*at Kansas State (ESPNU)	W, 74-73

MARCH

2	*OKLAHOMA STATE (B12N)	L, 53-36
5	*at No. 3 Baylor (ESPN2)	L, 75-68
10	^vs. No. 14 Texas Tech (ESPN2)	L, 72-41
18	^^vs. LSU (TBS)	W, 59-54
20	^^vs. No. 14 Wisconsin (TNT)	5:10 p.m.

All Times Central

+ Upsie NIT Season Tip-Off (Brooklyn, N.Y.)

~ Big East/Big 12 Battle + Big 12/SEC Challenge

* Big 12 Game ^ Big 12 Championships at Kansas City, Mo.

^^ NCAA Championships at Milwaukee, Wis.

B12N = Big 12 Now on ESPN+ LHN = Longhorn Network

THE LEAD

Iowa State, which is making its 21st NCAA Tournament appearance, has advanced to the second round for the first time since 2017 and looks to reach the Sweet 16 for the sixth time in school history.

KEY STORYLINES

- Iowa State owns a 21-12 record as it faces Wisconsin Sunday ... ISU is +19 in the win column this season compared to last, the best turnaround in school and Big 12 history and the best-ever by a team led by a first-year head coach.
- Iowa State is one of 14 schools making its eighth NCAA Tournament appearance since 2012..
- ISU head coach T.J. Otzelberger is the eighth head coach in school history to lead the Cyclones to the tournament and just the third first-year head coach ... he is one of four first-year head coaches nationally to lead his team there after taking over team with a losing record.
- Izaiah Brockington and Tyrese Hunter took home a number of awards from the Big 12 coaches ... Brockington was named the league's newcomer of the year, while Hunter was named Big 12 Freshman of the Year ... Brockington was also named to the All-Big 12 First Team and Big 12 All-Newcomer Team, while Hunter earned a spot on the all-freshman team ... Brockington is the first Cyclone to win newcomer of the year since Deonte Burton (2016) and Hunter is the first ISU freshman of the year award winner since Curtis Stinson (2004).
- Hunter had the best game of his career in the first round against LSU, connecting on seven 3-pointers and scoring a career-high 23 points ... he also matched his career high with five steals.
- Hunter has broke the school freshman record for assists (157) and has tied it for steals (65) ... in the last five games, Hunter has recorded his first career double-double at K-State (13 pts-10 assts), dished out a career-high 13 dimes at Baylor and scored a career-high 23 points vs. LSU ... in those five games, he's averaging 12.0 points. 6.2 assists and 2.6 steals.

POSSIBLE STARTERS

No.	Name	Pos.	Ht.	Wt.	Yr.	Pts.	Reb.	Ast.	FG%	3P%	FT%
1	Izaiah Brockington	G	6-4	196	Sr.	17.3	7.0	1.6	.457	.371	.772
Big 12 Newcomer of the Year; All-Big 12 First Team; 6x Big 12 Weekly Award Winner; 7 double-doubles.											
11	Tyrese Hunter	G	6-0	178	Fr.	11.2	3.4	4.9	.398	.281	.680
Big 12 Freshman of the Year; ISU freshman assists and steals record holder.											
22	Gabe Kalscheur	G	6-4	198	Sr.	9.1	2.3	1.8	.352	.238	.676
NIT Season-Tip-Off MVP; scored 30 points in win vs. Memphis.											
23	Tristan Enaruna	F	6-8	220	Jr.	4.6	3.0	0.3	.545	.300	.731
Returned to starting lineup against LSU; 25 starts this season.											
12	Robert Jones	F	6-9	245	Jr.	2.8	2.3	0.8	.506	.000	.333
Returned to starting lineup against LSU, making his seventh start this season.											

ISU BASKETBALL HISTORY

All-Time Record 1,411-1,376 (.506)
NCAA Tourn. Appearances 21

FOLLOW THE CYCLONES



/IowaStateMensBasketball



@CycloneMBB



@CycloneMBB



cyclones.com

HEAD COACH

T.J. OTZELBERGER

1st season at Iowa St.

College: UW-Whitewater (2001)

Wife: Alison Lacey

Children: Son: Jayce;
Daughters: Olivia, Stella

Born: Sept. 17, 1977 (44yo)

Hometown: Milwaukee, Wis.

High School: St. Thomas More



COACHING EXPERIENCE

2001-04	Coach/AD	Catholic Central HS (Burlington, Wis.)
2004-05	Asst. Coach	Chipola College
2006-13	Asst. Coach	Iowa State
2013-15	Asst. Coach	Washington
2015-16	Asst. Coach	Iowa State
2016-19	Head Coach	South Dakota State
2019-21	Head Coach	UNLV
2021-pres.	Head Coach	Iowa State

COACH NOTES

- Named 21st head men's basketball coach at Iowa State on March 18, 2021.
- 2018 Summit League Coach of the Year.
- Served as an assistant coach at Iowa State for eight seasons, working under Greg McDermott, Fred Hoiberg and Steve Prohm.
- Among Cyclones signed and developed: Wesley Johnson (NBA), Justin Hamilton (NBA), Royce White (NBA), Chris Allen, Will Clyburn, Tyrus McGee, Georges Niang (NBA), Monté Morris (NBA), Abdel Nader (NBA), Matt Thomas (NBA), Scott Christopherson, Naz Mitrou-Long (NBA) and Deonte Burton (NBA).
- Three times as a head coach a player was named an All-American.
- Wife, Alison, was a three-time All-Big 12 player for the Cyclones and won a championship with the WNBA's Seattle Storm.

MILESTONE WINS

Win	Date	Opponent	Score
1	11-16-16	Wayne State (Neb.)	80-72
50	11-20-18	UTSA	99-79
100	11-09-21	Kennesaw State	84-73

CYCLONES IN THE NBA

Tyrese Haliburton	Pacers
Talen Horton-Tucker	Lakers
Monte Morris	Nuggets
Abdel Nader	Suns
Georges Niang	76ers
Matt Thomas	Bulls
Lindell Wigginton	Bucks

2021-22 ROSTER

No.	Name	Pos.	Ht.	Wt.	Year	Hometown (Last School)
0	Tre King	F	6-7	235	Sr.	Lexington, Ky. (Georgetown)
1	Izaiah Brockington	G	6-4	196	Sr.	Philadelphia, Pa. (Penn State)
2	Caleb Grill	G	6-3	198	Jr.	Wichita, Kan. (UNLV)
3	Tre Jackson	G	6-0	185	Jr.	Columbia, S.C. (Blythewood HS)
4	George Conditt IV	F	6-9	234	Sr.	Chicago, Ill. (Corliss HS)
5	Aljaž "Jaz" Kunc	F	6-8	215	Sr.	Ljubljana, Slovenia (Washington State)
11	Tyrese Hunter	G	6-0	178	Fr.	Racine, Wis. (St. Catherine's HS)
12	Robert Jones	F	6-9	245	Jr.	Prior Lake, Minn. (Denver)
15	Carter Boothe	G	6-0	200	Sr.	Leon, Iowa (Central Decatur HS)
21	Jaden Walker	G	6-5	200	So.	Lawrenceville, Ga. (Core 4 Prep HS)
22	Gabe Kalscheur	G	6-4	198	Sr.	Edina, Minn. (Minnesota)
23	Tristan Enaruna	G/F	6-8	220	Jr.	Almere, Netherlands (Kansas)
25	Eric Steyer	G	6-5	180	Sr.	Ames, Iowa (Ames HS)

Roster Note: Iowa State is advancing players' classification even though the 2020-21 season did not affect eligibility. Those that wish to take advantage of the extra year will be listed as a senior again after their original eligibility would have been exhausted.

Head Coach: T.J. Otzelberger (1st Year)

Assistant Coaches: JR Blount (1st Year); Kyle Green (1st Year); Daniyal Robinson (7th Year)

Director of Basketball Operations: Micah Byars (11th Year)

Recruiting and Player Development Coordinator: Nate Schmidt (1st Year)

Recruiting and Scouting Coordinator: Blake Wetherington (4th Year)

Graduate Assistants: Mo Ba (1st Year); Connor Murrell (1st Year)

Strength and Conditioning Coach: Pete Link (1st Year) **Athletic Trainer:** Vic Miller (20th Year)

PRONUNCIATION GUIDE

T.J. Otzelberger	OTTS-ull-burger	Tristan Enaruna	en-uh-ROO-nuh
Daniyal Robinson	dan-YELL	Gabe Kalscheur	CAL-sure
Carter Boothe	rhymes with tooth	Aljaž Kunc	Ollie-ahj KOO-ntz - Also goes by Jaz
JR Blount	J-R rhymes with count	Eric Steyer	STY-er

IN THE PAST...INTO THE FUTURE

LAST TIME OUT...

- Iowa State set a school record for steals in an NCAA Tournament game with 15 and Tyrese Hunter had a career night as the Cyclones advanced to the second round of the NCAA Tournament ... Hunter connected on seven 3-pointers, the second-most by any Cyclone in a tournament game, and finished with a career-high 23 points as ISU led nearly wire-to-wire against the Tigers ... Izaiah Brockington added 19 points and the Cyclones committed just 10 turnovers against the stifling Tiger defense ... ISU attempted a season-high 37 3-pointers, making 12 ... Hunter also matched his career high with five steals.

NEXT UP: AUBURN/MIAMI

- If Iowa State defeats Wisconsin, the Cyclones would face either Auburn or Miami in Chicago in the Midwest Region semifinals.

OTZELBERGER YEAR-BY-YEAR BREAKDOWN

Year	School	Record	Conf.	Postseason	Non-Con	Home	Road	Neutral	vs. Top-25
2016-17	S. Dakota State	18-17	8-8	NCAA First Round	10-9	11-2	3-12	4-3	0-1
2017-18	S. Dakota State	28-7	13-1	NCAA First Round	15-6	15-0	8-4	5-3	0-3
2018-19	S. Dakota State	24-9	14-2	NIT First Round	10-7	14-1	7-6	3-2	0-1
At S. Dakota State		70-33 (.680)	35-11 (.761)	2 NCAA/1 NIT	35-22	40-3	18-22	12-8	0-5
2019-20	UNLV	17-15	12-6	None	5-9	12-7	5-7	0-1	1-1
2020-21	UNLV	12-15	8-10	None	4-5	9-5	3-7	0-3	0-2
At UNLV		29-30 (.492)	20-16 (.556)	None	9-14	21-12	8-14	0-4	1-3
2021-22	Iowa State	21-12	7-11	NCAA First Round	14-0	14-5	4-6	2-1	4-7
At Iowa State		21-12 (.636)	7-11 (.389)	-	14-0	14-5	4-6	2-1	4-7
Overall		120-75 (.615)	62-38 (.620)	3 NCAA/1 NIT	58-36	75-20	30-42	14-13	5-15

AT THE NCAA BASKETBALL TOURNAMENT

ISU NCAA TOURNAMENT HISTORY

- Iowa State is playing in its 21st NCAA Tournament in school history as the No. 11 seed in Milwaukee as part of the Midwest Region ... 24 11 seeds have made the Sweet 16.
- ISU is 20-20 all-time in the NCAA Tournament ... T.J. Otzelberger is the eighth coach to lead Iowa State to the NCAA Tournament and the third to lead the Cyclones in their first season leading the program (Tim Floyd, Steve Prohm).
- Otzelberger is the only coach to lead the Cyclones to the NCAA Tournament in his first season while coming off a losing season ... he joins Floyd and Prohm as the only Cyclone coaches to win a tournament game in his first season.
- Iowa State has made the tournament in eight of the last 11 seasons ... the Cyclones are one of 14 teams with eight tournament berths since the 2011-12 season.
- ISU is a No. 11 seed for the first time in school history ... ISU's win Friday as an 11-seed was its lowest seeded victory ever.
- The Cyclones are 0-4 all-time against No. 1 seeds (Michigan State, 2000; North Carolina, 2005; Kentucky, 2012; Virginia, 2016) ... three of the four teams were the number one overall seeds and went on to win the national title with all three games being played in the opponent's home state.
- Iowa State is 12-8 playing in the Midwest Region.
- The farthest the Cyclones have advanced in the NCAA Tournament is the Final Four in 1944.
- ISU, which was one of eight teams to qualify in 1944, won its first game vs. Pepperdine to advance to the semifinals.
- The farthest Iowa State has advanced in the NCAA Tournament since the current 64/65/68-team field, which began in 1985, is the Elite Eight in 2000.
- Iowa State advanced to the Sweet Sixteen five times (1986, 1997, 2000, 2014, 2016) in the modern era.
- The Cyclones have won their first game in 11 of their last 14 NCAA Tournament appearances.
- ISU has had two players lead the NCAA Tournament in scoring average (minimum of three games played) during their respective careers ... Dedric Willoughby averaged 24.7 ppg in 1997 (3 games) and Marcus Fizer led all players in 2000 with a 20.0 ppg average in four games played.
- Individual NCAA Tournament records: Points- 34 by Dedric Willoughby (vs. UCLA in 1997), 34 by Lafester Rhodes (vs. Georgia Tech in 1988) 34 by Dustin Hogue (vs. UCONN in 2014); Rebounds- 20 by Jared Homan (vs. North Carolina in 2005); Assists- 11 by Jamaal Tinsley (vs. UCLA in 2000); Blocks- 8 by Kelvin Cato (vs. Illinois State

in 1997); Field Goals- 15 by Dustin Hogue (vs. UCONN in 2014); 3-Pointers- 8 by Dedric Willoughby (vs. UCLA in 1997).

- The first time two teams from the same conference played in the NCAA Tournament in the same year was 1944 when ISU and Missouri from the Big Six were among the 8 teams chosen.

TOURNAMENT TIDBITS

- Iowa State owns a 7-8 record vs. eight teams in the 2022 NCAA Tournament field: Baylor (0-2), Creighton (1-0), Iowa (1-0), Kansas (0-2), Memphis (1-0), Texas (1-1), TCU (1-1), Texas Tech (1-2), LSU (1-0).
- Nine of ISU's 23 opponents earned tournament bids.
- ISU is playing in Wisconsin for the first time since the 2017 NCAA Tournament when it beat Nevada in the first round and fell to Purdue in the second round as a No. 5 seed.
- All-time, ISU is 2-4 (2-1 NCAA Tournament; 0-3 at Marquette) in games played in Milwaukee.
- The eight coaches to lead the Cyclones to the NCAA Tournament are: T.J. Otzelberger, Steve Prohm, Fred Hoiberg, Wayne Morgan, Larry Eustachy, Tim Floyd, Johnny Orr and Louis Menze.
- Otzelberger is coaching in his third NCAA Tournament (2017, 2018, 2022) and his fourth postseason overall (2019 NIT) ... he is looking for his first postseason win, having lost his first two NCAA Tournament games to No. 1 seed Gonzaga (66-46) and No. 5 seed Ohio State (81-73).
- Hunter leads all true freshmen in the NCAA Tournament with 160 assists.

BY THE NUMBERS

- 2 - The highest seed ISU has ever been was a No. 2 seed in 2000 and 2001.
- 6 - Six of nine eligible Big 12 teams advanced to the NCAA Tournament this season ... the Big 12 went 6-0 in the first round.
- 24 - ISU is one of 24 schools nationally to place both its men's and women's teams in the 2022 NCAA Tournament ... just 12 teams played in both tournaments and in a bowl game.
- 84 - Total NCAA Tournament experience (in minutes) on the ISU roster entering the tournament, the ninth-fewest among major conference teams in the tournament.

TOURNEY EXPERIENCE

- Only three Cyclones have played multiple games in the NCAA Tournament in their careers: Izaiah Brockington (3 games, 8.0 ppg), George Conditt with ISU in 2019 (2 games) and Gabe Kalscheur (3 games, 10 ppg) ... career NCAA Tournament game-by-game is on page 25 of this packet.

ALL-TIME NCAA TOURNEY GAMES

RECORD: 20-20

Largest Iowa State Winning Margin: 24 vs. UCLA in 2000 (80-56)

Most Points By ISU: 98 vs. Kentucky (3/22/92)

Largest Losing Margin: 27 vs. North Carolina in 2005 (92-65)

Most Points By Opponent: 106 by Kentucky (3/22/92)

All-Time Games :

3/23/44	Pepperdine (Kansas City, Mo.)	W, 44-39
3/24/44	Utah (Kansas City, Mo.)	L, 40-31
3/14/85	Ohio State (Tulsa, Okla.)	L, 75-64
3/14/86	Miami (Ohio) (Minneapolis, Minn.)	W, 81-79
3/16/86	Michigan (Minneapolis, Minn.)	W, 72-69
3/21/86	NC State (Kansas City, Mo.)	L, 70-66
3/18/88	Georgia Tech (Hartford, Conn.)	L, 90-78
3/17/89	UCLA (Atlanta, Ga.)	L, 84-74
3/20/92	Charlotte (Worcester, Mass.)	W, 76-74
3/22/92	Kentucky (Worcester, Mass.)	L, 106-98
3/19/93	UCLA (Tucson, Ariz.)	L, 81-70
3/17/95	Florida (Tallahassee, Fla.)	W, 64-61
3/19/95	North Carolina (Tallahassee, Fla.)	L, 73-51
3/14/96	California (Dallas, Texas)	W, 74-64
3/16/96	Utah (Dallas, Texas)	L, 73-67
3/13/97	Illinois State (Auburn Hills, Mich.)	W, 69-57
3/15/97	Cincinnati (Auburn Hills, Mich.)	W, 67-66
3/20/97	UCLA (San Antonio, Texas)	L, 74-73
3/16/00	Central Conn. State (Minneapolis, Minn.)	W, 88-78
3/18/00	Auburn (Minneapolis, Minn.)	W, 79-60
3/23/00	UCLA (Auburn Hills, Mich.)	W, 80-56
3/25/00	Michigan State (Auburn Hills, Mich.)	L, 75-64
3/15/01	Hampton (Boise, Idaho)	L, 58-57
3/18/05	Minnesota (Charlotte, N.C.)	W, 64-53
3/20/05	North Carolina (Charlotte, N.C.)	L, 92-65
3/15/12	Connecticut (Louisville, Ky.)	W, 77-64
3/17/12	Kentucky (Louisville, Ky.)	L, 87-71
3/22/13	Notre Dame (Dayton, Ohio)	W, 76-58
3/24/13	Ohio State (Dayton, Ohio)	L, 78-75
3/21/14	NC Central (San Antonio, Texas)	W, 93-75
3/23/14	North Carolina (San Antonio, Texas)	W, 85-83
3/28/14	Connecticut (New York, N.Y.)	L, 81-76
3/19/15	UAB (Louisville, Ky.)	L, 60-59
3/17/16	Iona (Denver, Colo.)	W, 94-81
3/19/16	Little Rock (Denver, Colo.)	W, 78-61
3/25/16	Virginia (Chicago, Ill.)	L, 84-71
3/16/17	Nevada (Milwaukee, Wis.)	W, 84-73
3/18/17	Purdue (Milwaukee, Wis.)	L, 80-76
3/22/19	Ohio State (Tulsa, Okla.)	L, 62-59
3/18/22	LSU (Milwaukee, Wis.)	W, 59-54

FIRST-YEAR SUCCESS

- T.J. Otzelberger is one of four first-year head coaches in the NCAA Tournament after taking over a team with a losing record last season

Coch	2020-21	2021-22
■ Otzelberger (ISU)	2-22	21-12
■ Mike Woodson (Indiana)	12-15	20-14
■ Shaka Smart (Marquette)	13-14	19-13
■ Steve Lutz (TAMU-CC)	5-19	23-12

FROM THE NOTEBOOK

HUNTER SHINES

- Tyrese Hunter put together a performance for the ages against LSU, scoring a career-high 23 points and connecting on 7-of-11 3-pointers ... the seven 3-pointers were the second-most by a Cyclone in an NCAA Tournament (Dedric Willoughby, 8 vs. UCLA in 1997).
- Hunter also had five steals in the game, joining him with Steph Curry as the only players in NCAA Tournament history with seven 3-pointers made and five steals in the same game.
- Hunter made six of his threes after halftime.
- Hunter had the most steals by a player in the opening round and tied for the most 3-pointers made (Cormac Ryan, Notre Dame).

TAKE IT AWAY

- Iowa State broke its own school NCAA Tournament record with 15 steals against LSU ... it was a season-high for the Cyclones, who converted the turnovers into 22 points.
- ISU is one of just eight teams to have 15 steals in an NCAA Tournament game since the 2011 Tournament.

MILWAUKEE TIES

- Iowa State has a long history of ties to Milwaukee in former players like NBAers Deonte Burton, Mike Taylor and Diante Garrett.
- This year's team has no shortage of Milwaukee ties, including head coach T.J. Otzelberger who grew up in Milwaukee and attended St. Thomas More High School, graduating in 1996 ... Otzelberger then attended UW-Whitewater and later worked at Catholic Central High School in Burlington, Wisconsin, less than 40 miles from Milwaukee.
- ISU assistant coach JR Blount is also from Milwaukee ... Blount attended Dominican High School.
- Cyclone freshman guard Tyrese Hunter grew up in Racine, Wisconsin, approximately 40 minutes from Milwaukee ... Hunter played for Nick

Bennett at St. Catherine's High School ... Bennett is the cousin of Virginia coach Tony Bennett and the nephew of former Wisconsin coach Dick Bennett.

CLOSE CALLS

- Iowa State is 6-2 in games decided by five points or less, including wins in the last five games ... ISU is 4-1 in one possession games.
- Brockington averages 20.8 ppg in games decided by five points or less.

ON NEUTRAL COURTS

- Iowa State is 3-1 in neutral site games this season, defeating Xavier and Memphis to win the NIT Season Tip-Off and falling to Texas Tech in the Big 12 Tournament before beating LSU on Friday night.
- Hunter averaged 15 ppg in the four outings ... Kalscheur (30 vs. Memphis) and Brockington (vs. Xavier) had 30-point games at neutral sites.

ON THE ROAD

- ISU won four true road games after entering the season on a 25-game road losing streak ... it is the most road wins in a season since 2018-19.
- ISU had three conference road wins, beating Oklahoma State, TCU and K-State.
- Caleb Grill is shooting 46.2 percent behind the arc away from home (road and neutral site) ... he's making 2.1 3-pointers per game in those 13 contests.

DROPPING DIMES AND STEALING PASSES

- Hunter has set the ISU freshman record for assists with 160 this season, passing Gary Thompkins record of 146 that had stood for more than 35 years.
- He's also tied the freshman mark for steals with 65 (Fred Hoiberg) and will break it with his next takeaway.
- He dished out 13 assists in the regular season finale against Baylor, the second-most ever by an ISU freshman behind only single-game record holder Tyrese Haliburton's 17 (vs. Southern).

INSIDE THE SERIES



ISU LEADS, 5-3

Home: 3-0 **Road:** 1-3 **Neutral:** 1-0

Current Streak: W2

Longest ISU win streak: 2 (1959-60)

Longest UW win streak: 1 (three times)

Overtime: 0-0

Otzelberger vs. UW: 0-0

Gard vs. Iowa State: 0-0

Coach Qtz vs. Coach Gard: 0-0

Largest Iowa State Winning Margin: 24 in 1981 (103-79)

Most Points By ISU: 103 (12/29/81)

Largest UW Winning Margin: 17, twice

Most Points By UW: 86 in 1974 (86-84)

Recent Meetings:

12/29/81	ISU, 103-79	Portland
12/12/77	ISU, 82-73	Ames
12/7/74	UW, 86-84	Madison
12/16/69	ISU, 84-73	Ames
12/13/66	UW, 80-73	Madison

ISU-UW NOTES

- The Cyclones and Badgers are set to meet for the ninth time, but first since 1981 ... ISU owns a 5-3 edge and the teams have met just once on a neutral court ... ISU won that game, a 1981 showdown in the Far West Classic in Portland, Oregon.
- ISU and UW are two of the nation's top teams in turnover percentage ... ISU is fifth nationally in turning its opponents over and Wisconsin is first nationally in not turning the ball over.
- ISU and UW have one common opponents: Iowa ... the Cyclones beat Iowa (73-53) at home and Wisconsin beat the Hawkeyes (87-78) at home.
- Iowa State athletics director Jamie Pollard, a member of the NCAA Tournament committee, came to Iowa State in 2005 after spending seven years at Wisconsin as an associate AD and Deputy AD.
- Iowa State has one Wisconsin native on its roster in Tyrese Hunter (Racine, Wis.) ... head coach T.J. Otzelberger and assistant coach JR Blount hail from Milwaukee.
- Wisconsin's Ben Carlson's father, Marc, played for the Cyclones from 1992-94 under Johnny Orr ... the 1992-93 team went 20-11 overall and reached the NCAA Tournament.
- The Cyclones are 2-5 all-time against Big Ten teams in the NCAA Tournament.
- ISU is 161-236 all-time against teams currently in the Big Ten.

QUICK FACTS

Location	Ames, Iowa
Founded	1848
Enrollment	30,708
Nickname	Cyclones
Mascot	Cy
Colors	Cardinal & Gold

Affiliation	NCAA Division I
Conference	Big 12
Facility	Hilton Coliseum
Capacity	14,267
President	Dr. Wendy Wintersteen
Director of Athletics	Jamie Pollard

FROM THE NOTEBOOK

A TOP TRANSFER

- Brockington is one of the nation's top transfers and has been named Big 12 Newcomer of the Year, the 10th Cyclone to earn that honor and first since Deonte Burton in 2016 ... he and Oscar Tshiebwe (Kentucky) are the only players to transfer to a major conference that are averaging at least 17 points and 7 rebounds.
- He is one of the best rebounding guards in the nation, pulling down 7.0 boards per game and having posted seven double-doubles.
- The last Cyclone to average 17 points and 7 rebounds was Big 12 Player of the Year Melvin Ejim in 2013-14.
- He is the first Cyclone since Michael Jacobson in 2018-19 to pull down 200 rebounds in a season and the first since Marial Shayok to score 500 points in a season ... he is the first player with 500 points and 200 rebounds since Deonte Burton in 2016-17.

BEHIND THE ARC

- ISU is only averaging 6.9 3-point makes per game, its fewest since 2009-10, but has only been outshot behind the arc nine times this season.

Q1 WINS

- Iowa State had nine quad 1 wins (9-8) ... the Cyclones are one of seven schools nationally with at least nine Q1 victories.
- ISU's nine Q1 wins matches the most in school history (2018-19).

HOT STARTS

- Iowa State started the season 12-0, the second-best start to a season in school history.

BEST STARTS IN SCHOOL HISTORY

Season	Record
2013-14	14-0
2021-22	12-0
1996-97	10-0
2015-16	9-0
1941-42	8-0
1940-41	8-0

- T.J. Otzelberger was the first Cyclone coach to start his tenure 12-0 ... the 12-0 start was the second-best start in school history without a loss.

BEST STARTS IN BIG 12 HISTORY BY A FIRST-YEAR COACH

Coach	Record
Frank Haith (Mizzou, 2011-12)	14-0
T.J. Otzelberger (ISU, 2021-22)	12-0

STREAKING

- ISU opened the season with a 12-game winning streak, the third-longest winning streak in school history.

LONGEST WIN STREAKS IN SCHOOL HISTORY

Season	Win Streak
2013-14	14
1999-00	13
2021-22	12

TURNING IT AROUND

- The Iowa State turnaround is one of the most impressive stories in college basketball ... ISU is already +19 in the wins category.

LARGEST IMPROVEMENT IN WINS, NATIONALLY

School	Wins Improvement
Towson	+21
Iowa State	+19
Texas A&M-Corpus Christi	+18
Wake Forest	+18

Kentucky	+17
South Carolina State	+14

LARGEST IMPROVEMENT IN WINS, SCHOOL HISTORY

Team	Wins Improvement
2021-22	+19
1999-00	+17
2018-19	+10

*1999-00 total includes 6 postseason wins.

*2018-19 total includes 3 postseason wins.

D-E-F-E-N-S-E

- A renewed dedication to defense has Iowa State fans reminiscing about the Larry Eustachy and Tim Floyd days.
- T.J. Otzelberger has put a focus on ball pressure and rebounding and it is paying off as the Cyclones rank among the nation's leaders in a number of defensive categories:

Category	Stat	Rank
Scoring Defense	62.7	23rd
3-PT % Defense	29.4	16th
Defensive Efficiency	89.6	10th
Turnover %	24.7	5th
Turnovers Forced	16.7	13th
Steal %	12.7	12th
Steals Per Game	8.6	22nd

- Iowa State has allowed just seven opponents to make at least eight threes in a game.
- The Iowa State record for lowest opponent 3-point percentage is 30.6 percent set during the 2011-12 season.
- ISU has the Big 12's third-best defensive efficiency per KenPom ... the Cyclones have the eighth-best non-steal TO percentage in the nation.

CYCLONE FACTS

7

Seven Cyclones have played in the NBA this season, four of which played for ISU when Otzelberger was on staff.

14

Iowa State has won 14 conference championships in school history.

50

Iowa State is celebrating the 50th anniversary season at Hilton Coliseum.

115

This is the 115th season of Iowa State men's basketball.



FROM THE NOTEBOOK

HOME SWEET HILTON

- Iowa State played 19 games at Hilton Coliseum, the most since the 2010-11 campaign.

SEASONS WITH 19 HOME GAMES

Season	Record
2002-03	14-5
2008-09	13-6
2010-11	13-6
2021-22	14-5

TEAM QUICK HITS

- Iowa State is second in the Big 12 with 8.1 steals per game, finishing in the top three for the first time since the 2018-19 season ... the last time ISU averaged at least 8.0 steals per game was the 2005-06 season.
- ISU has eight players with at least 20 assists for the first time since the 2007-08 season ... as a team, ISU is assisting on 60.3 percent of its field goals, first among Big 12 teams and in the top-20 nationally ... it is the highest percentage by a Cyclone team since 2015.
- The Cyclones are fifth nationally in turnover percentage, turning opponents over on nearly 25 percent of their possessions ... ISU is one of three power conference teams in the top-10.
- Iowa State has four wins against the AP Top-25 after beating just one ranked opponent total the previous two seasons.
- Iowa State has allowed just 11 opponents to average more than 1.00 points per possession this season.
- Iowa State has its most non-conference regular season wins (14) since 1994-95 (14) ... It is ISU's first unbeaten nonconference regular season since 2013-14 (12-0) ... ISU is the only Big 12 team that didn't drop a nonconference game in the regular season.
- The Cyclones have snapped a number of long losing streaks to start the season: - 18-game losing streak, 8-game home losing streak, 25-game losing streak to power conference opponents, 19-game losing streak to ranked opponents, 28-game losing streak away from Hilton Coliseum, 18-game losing streak when trailing at the half, 24-game losing streak to conference foes, a 25-game losing streak in true road games, a 24-game losing streak in conference road games, 78-game losing streak when trailing with one minute left in regulation and a 42-game losing streak when trailing with five minutes left in regulation.

INDIVIDUAL QUICK HITS

- Among Big 12 players, only Brockington (25.9) and KU's Ochai Agbaji are averaging at least 25.0 points+assists+rebounds per game.
- Kunc shot 49.1 percent behind the arc at Hilton Coliseum.
- Grill was the first Cyclone since Tyrese Haliburton in 2019-20 to record to multiple games in a season with six 3-pointers made ... Hunter's seven against LSU in the NCAA Tournament was ISU's second-most ever in a tourney game (8, Dedric Willoughby, UCLA, 1997).
- Brockington has seven double-doubles this season after not posting a double-double the first 91 games of his career.
- Brockington has posted career highs in points per game, rebounds per game, field goal percentage, assists, blocks and steals.
- Brockington and Kalscheur tallied 30 points in back-to-back games, the first Cyclone teammates to reach the 30-point mark in consecutive games since Jeff Grayer and Lafester Rhodes in 1988.
- Hunter has a team-high 65 steals this season ... he is the second-fastest freshman in school history to reach 50 steals (27 games), trailing only Fred Hoiberg (26 games) ... he has tied the freshman steals mark for ISU (Hoiberg).
- Hunter topped 100 assists against KU, becoming the first Cyclone freshman since Haliburton to dish out 100 dimes ... with 160 assists, Hunter is the Cyclone freshman record holder and ranks among the top-five Big 12 freshmen all time.
- George Conditt is one of three active Big 12 players more than 100 career blocks (127).
- Conditt has seen his efficiency improve this season ... after shooting just 40.6 percent from the field last season (26-64 FG), Conditt has shot 67.8 percent this season ... he's also got 63 assists this season, the most in a single season in his career ... Conditt is one of 16 major conference players 6-9 or taller with at least 60 assists.

BIG 12 PLAYERS 6-9 OR TALLER WITH 60+ ASSISTS SINCE 2012-13 SEASON

PLAYER	SEASON
George Conditt (ISU)	2021-22
Nathan Adrian (WVU)	2016-17
Johnathan Motley (BU)	2016-17
Dean Wade (KSU)	2016-17, 17-18, 18-19
Dedric Lawson (KU)	2018-19



STANDINGS (as of 3/18/22)

School	Big 12	Overall
Kansas	14-4	29-6
Baylor	14-4	27-6
Texas Tech	12-6	26-9
Texas	10-8	22-11
TCU	8-10	21-12
Oklahoma State	8-10	15-15
Iowa State	7-11	21-12
Oklahoma	7-11	19-15
Kansas State	6-12	14-17
West Virginia	4-14	16-17



HONORS

Big 12 Player of the Week

11-15	Ochai Agbaji, Kansas
11-22	Taz Sherman, West Virginia
11-29	Gabe Kalscheur, Iowa State
12-6	Christian Braun, Kansas
12-13	Taz Sherman, West Virginia
12-20	Mike Miles, TCU
12-27	Izaiah Brockington, Iowa State
	Sean McNeil, West Virginia
1-3	James Akinjo, Baylor
1-10	Adam Flagler, Baylor
1-17	Ochai Agbaji, Kansas
1-24	Ochai Agbaji, Kansas
	Nijel Pack, Kansas State
1-31	Izaiah Brockington, Iowa State
2-7	Nijel Pack, Kansas State
2-14	Jalen Wilson, Kansas
2-21	Izaiah Brockington, Iowa State
	Ochai Agbaji, Kansas
2-28	Izaiah Brockington, Iowa State
3-7	James Akinjo, Baylor

Big 12 Newcomer of the Week

11-15	Tanner Groves, Oklahoma
11-22	Tre Mitchell, Texas
11-29	Gabe Kalscheur, Iowa State
12-6	Tanner Groves, Oklahoma
12-13	Izaiah Brockington, Iowa State
12-20	Kendall Brown, Baylor
12-27	Izaiah Brockington, Iowa State
1-3	Mark Smith, Kansas State
1-10	James Akinjo, Baylor
1-17	Gabe Kalscheur, Iowa State
1-24	Kevin Obanor, Texas Tech
1-31	Bryson Williams, Texas Tech
2-7	Damion Baugh, TCU
2-14	James Akinjo, Baylor
2-21	Bryson Williams, Texas Tech
2-28	Timmy Allen, Texas
3-7	Kendall Brown, Baylor
	Tanner Groves, Oklahoma

FROM THE NOTEBOOK

THROUGH THE SEASON

- ISU rallied from 12 points down in the second half against West Virginia, the Cyclones' first double-digit second half comeback since 2016.
- The Cyclones shot 67.3 percent from the field against Oklahoma, the school record for field goal percentage against a conference opponent.
- Iowa State beat TCU in Fort Worth for the first time since 2016.
- ISU's overtime win at Oklahoma State was its first since Feb. 20, 2017 at Texas Tech ... it was the first conference road win since Feb. 16, 2019 at K-State.
- Iowa State made just three field goals in the second half against Texas Tech (15.8 percent), but its defense carried it to the win ... ISU trailed just 0:26 seconds in the game, despite shooting only 30.6 percent from the field.
- The Cyclones' 51 points in the win against Texas Tech were their fewest in a league win since a 48-46 victory at Nebraska on Feb. 10, 1979.
- ISU shot 76.9 percent from the field in the second half against Southeastern Louisiana, the best shooting half for the Cyclones since the 2018-19 season (Ole Miss).
- ISU's 47-37 win against Jackson State marked the lowest scoring game Hilton Coliseum history.
- Iowa State's 19-point win against Memphis was the largest margin of victory over a top-10 opponent in school history and the second-largest margin of victory over a top-25 team.
- ISU also topped its previous largest win against Iowa, defeating the Hawkeyes by 20 points.
- ISU held Iowa, which entered the game averaging 90.1 points and shooting 48.7 percent from the field to just 53 points and 27 percent shooting.
- ISU held the nation's leading scorer among power conference teams Keegan Murray (Iowa) to nine points on 4-17 shooting.
- The Cyclones won their fourth preseason tournament in the last eight seasons by defeating No. 25 Xavier and No. 9 Memphis to win the NIT Season Tip-Off.
- Against Memphis, ISU recorded its first game since 2004 in which it had 10 steals and 10 blocks in the same game.
- ISU became one of nine teams since 1996-97 to shoot 1-for-20 behind the arc and win a game as it did against Alabama

State.

STREAKS OF NOTE

- 35 - ISU has won 35 consecutive games when scoring 80 or more points.

ON FIRE!!

- Jaz Kunc had one of the best shooting performances in school history against Grambling State ... his 5-for-5 3-point shooting performance made him just the eighth Cyclone in school history to attempt five three-pointers and make them all ... on top of that, Kunc hit his other two field goals to finish 7-for-7 from the field, also matching the school record for field goal percentage in a game (11th player to go at least 7-for-7 from field) ... Kunc's only miss came at the line, where he went 2-for-3.

NEW LOOK CYCLONES

- Along with a new coaching staff, Iowa State returned just five players (three scholarship) from last season's team ... the Cyclones had just 20 total starts back from last season, but no player with double-digit starts.
- It marks the first time since the 1997-98 season that the Cyclones officially returned no starters.
- ISU returned just 13.3 percent of its scoring, 25.6 percent of its rebounding and 24 percent of minutes played, all of which rank at the bottom of the Big 12 Conference.

OTZ IS BACK!

- After spending the last five seasons as head coach at South Dakota State and UNLV, T.J. Otzelberger has returned to Iowa State as the 21st head coach in program history.
- Otzelberger, the second youngest coach in the Big 12 Conference (44 years old), has averaged 19.8 wins per season and made four postseason appearances (3 NCAA/1 NIT).
- Otzelberger has been on staff for the school's previous three coaches: Greg McDermott, Fred Hoiberg and Steve Prohm.
- The last three Cyclone teams he worked with went 69-35 (.663) with NCAA Tournament appearances every season.
- Credited with signing or development of Cyclone greats like Royce White, Will Clyburn, Tyrus McGee, Georges Niang, Melvin Ejim, Monte Morris, Abdel Nader,

Scott Christopherson, Matt Thomas, Naz Mitrou-Long and Deonte Burton, among others.

- At SDSU, coached three-time Summit League Player of the Year Mike Daum, who scored more than 3,000 career points.

YOUNGEST POWER-6 COACHES

1. Mike Boynton	Oklahoma State	39
Travis Steele	Xavier	39
3. Ben Johnson	Minnesota	40
4. Lavall Jordan	Butler	42
5. Josh Pastner	Georgia Tech	44
6. T.J. Otzelberger	Iowa State	44

*Ages as of start of 2021-22 season

POWER CONFERENCE REINFORCEMENTS

- Of the 12 players on ISU's roster, seven are newcomers ... of those seven newcomers, four joined the Cyclones in the form of power conference transfers ... that total is tied for the most nationally:

MOST POWER CONFERENCE TRANSFERS ADDED

- 4 Iowa State, New Mexico, Texas A&M, TCU, Grand Canyon

- The four power conference transfers added significant experience to the roster to the tune of more than 2,000 points and 315 games played.

HILTON MAGIC

- Iowa State played its 51st season at Hilton Coliseum ... the arena opened in 1971 with a win against Arizona in the first game.
- ISU has recorded a 74.0 winning percentage (580-204) at the arena.
- ISU has ranked among the nation's top-30 teams in attendance the last nine non-Covid seasons.
- Hilton Magic was coined in 1989 by Des Moines Register sportswriter Buck Turnbull.

FROM THE NOTEBOOK

IOWA STATE VS. RANKED OPPONENTS

- Iowa State is 114-287 all-time against ranked opponents (at tip).
- ISU has a 26-18 record in its last 44 games against ranked foes in Hilton Coliseum.
- ISU is 7-10 against ranked non-conference foes at Hilton Coliseum ... The Cyclones have won six of the last seven meetings: 2019-20: #16 Seton Hall; 2014-15: #18 Arkansas; 2013-14: #23 Iowa, #7 Michigan; 2005-06: #12 Iowa; 2004-05: #19 Virginia.

At Home: 73-88

On Road: 17-148

Neutral Site: 24-51

IOWA STATE QUICK FACTS

- Iowa State is playing its 115th season of men's basketball and the first under head coach T.J. Otzelberger.
- Iowa State's 2021-22 roster includes 13 players from 11 different states and two other countries.
- Jaz Kunc is the first Cyclone from Slovenia and Tristan Enaruna is the first from The Netherlands.
- The Cyclone roster has two walk-ons: Carter Boothe and Eric Steyer.

KING JOINS CYCLONES

- Eastern Kentucky and Georgetown transfer Tre King joined the Cyclones after the holiday break.
- King never played at Georgetown despite starting classes and will not be eligible for the spring semester unless a waiver is approved.

CYCLONES SIGN THREE

- Iowa State signed three preps to NLI's in November ... the first signing class of Otzelberger's tenure as head coach featured competitors and winners as the focus ... the result was the fourth-highest ranked class in the Big 12 Conference.

Tamin Lipsey: Otzelberger got the hometown kid to stay home as 6-2 guard Tamin Lipsey from Ames picked the Cyclones ... Lipsey is a terrific athlete that picked basketball and is a physical guard.

Eli King: King (Caledonia, Minn.) is another multi-sport athlete that had multiple Division I football offers as well ... a 6-3 guard, King is an explosive athlete that mixes that ability with toughness and competitiveness ... a composite top-100 recruit.

Demarion Watson: Watson (Maple Grove, Minn.) preps at Totino-Grace HS as a 6-7 wing with a 7-foot plus wing span ... an elite athlete that shoots the ball at a high level, Watson is a versatile player due to his athleticism and intelligence.

INDIVIDUAL RECORDS

POINTS, CONFERENCE SEASON

- 396 Marcus Fizer (2000)
- 360 Georges Niang (2016)
- 348 Craig Brackins (2009)
- 344 Jeff Grayer (1988)
- 332 DeAndre Kane (2014)
- 330 Melvin Ejim (2014)
- 328 Jeff Grayer (1987)
- 326 Izaiah Brockington (2022)**
- 324 Fred Hoiberg (1995)
- 318 Lindell Wiggington (2018)

BLOCKS, CAREER

- 235 Jared Homan (2002-05)
- 189 Kelvin Cato (1996-97)
- 134 Loren Meyer (1992-95)
- 127 George Conditt IV (2019-pres.)**
- 120 Victor Alexander (1988-91)

5+ BLOCK GAMES, CAREER

- 14 Kelvin Cato (1996-97)
- 9 Jared Homan (2002-05)
- 3 George Conditt IV (2019-pres.)**
- 3 Jameel McKay (2015-16)
- 2 Jamie Vanderbeken (2009-11)
- 2 Craig Brackins (2008-10)
- 2 Jackson Vroman (2003-04)
- 2 Loren Meyer (1992-95)
- 2 Victor Alexander (1988-91)

STEALS, SINGLE SEASON

- 98 Jamaal Tinsley (1999-2000)
- 79 Jamaal Tinsley (2000-01)
- 73 Curtis Stinson (2005-06)
- 72 Curtis Stinson (2004-05)
- 72 Justus Thigpen (1992-93)
- 65 Tyrese Hunter (2021-22)**
- 65 Will Blalock (2005-06)
- 65 Fred Hoiberg (1991-92)
- 65 Jeff Hornacek (1984-85)
- 64 Monte Morris (2014-15)
- 64 Ron Bayless (1992-93)
- 64 Jeff Hornacek (1985-86)
- 62 Monte Morris (2015-16)
- 62 Jeff Grayer (1985-86)
- 61 Justus Thigpen (1991-92)
- 61 Jeff Hornacek (1983-84)
- 60 Will Blalock (2004-05)
- 59 Ron Bayless (1991-92)
- 58 Jeff Grayer (1987-88)
- 56 Kenny Pratt (1995-96)
- 56 Fred Hoiberg (1992-93)

STEALS BY A FRESHMAN, IOWA STATE

- 65 Tyrese Hunter (2021-22)**
- 65 Fred Hoiberg (1991-92)
- 55 Curtis Stinson (2003-04)
- 54 Tyrese Haliburton (2018-19)
- 52 Will Blalock (2003-04)

STEALS BY A FRESHMAN, BIG 12

- 99 Marcus Smart-OSU 2012-13
- 89 Mario Chalmers-KU 2005-06
- 87 Cookie Belcher-NU 1996-97
- 72 T.J. Ford-UT 2001-02
- 67 Jevon Carter-WVU 2014-15
- 67 Byron Eaton-OSU 2005-06
- 66 Kevin Durant-UT 2006-07
- 65 Tyrese Hunter-ISU 2021-22**
- 62 Jarrius Jackson-TTU 2003-04
- 61 Josh Gray-TTU 2012-13
- 61 Phil Pressey-MU 2010-11

ASSISTS BY A FRESHMAN, IOWA STATE

- 160 Tyrese Hunter (2021-22)**
- 146 Gary Thompkins (1984-85)
- 143 Curtis Stinson (2003-04)
- 134 Monte Morris (2013-14)
- 134 Will Blalock (2003-04)

ASSISTS BY A FRESHMAN, BIG 12

- 279 Trae Young-OU 2017-18
- 273 T.J. Ford-UT 2001-02
- 252 Aaron Miles-KU 2001-02
- 233 D.J. Augustin-UT 2006-07
- 176 Myck Kabongo-UT 2011-12
- 160 Tyrese Hunter-ISU 2021-22**
- 154 Tommy Mason-Griffin-OU 2009-10
- 152 Jordan Woodard-OU 2013-14
- 143 Curtis Stinson-ISU 2003-04
- 141 Isaiah Taylor-UT 2013-14

TEAM RECORDS

STEALS

- 381 2002-03
- 328 1992-93
- 295 2004-05
- 293 1987-88
- 290 2005-06
- 284 2021-22**
- 277 1999-00
- 272 2016-17
- 269 1985-86
- 264 2003-04

OPPONENT 3FG PERCENTAGE (Since 1950)

- .294 2021-22**
- .306 2011-12
- .307 2004-05
- .311 2012-13
- .325 1998-99

MOST WINS vs. RANKED TEAMS, SEASON

- 9-2014-15
- 9-2013-14
- 7-1999-00
- 6-2018-19
- 5-2004-05
- 5-1991-92
- 4-2021-22**
- 4-2015-16
- 4-2000-01
- 4-1987-88

COACHING RECORDS

MOST WINS BY ISU COACH, FIRST SEASON

1. 23 Steve Prohm (2015-16)
- 23 Tim Floyd (1994-95)
3. 21 **T.J. Otzelberger (2021-22)**
4. 20 Wayne Morgan (2003-04)
5. 16 Fred Hoiberg (2010-11)
6. 15 Greg McDermott (2006-07)
- 15 Larry Eustachy (1998-99)
- 15 Glen Anderson (1959-60)
9. 14 Clayton Sutherland (1947-48)

CAREER WINS vs. AP TOP 25 TEAMS

1. 24 Johnny Orr (1981-94)
2. 23 Fred Hoiberg (2011-15)
3. 17 Steve Prohm (2016-21)
4. 12 Larry Eustachy (1999-2003)
5. 9 Wayne Morgan (2004-06)
6. 7 Tim Floyd (1995-98)
7. 6 Bill Strannigan (1955-59)
- 6 Glen Anderson (1960-71)
9. 4 **T.J. Otzelberger (2021-22)**



- Hilton Coliseum - 50th Anniversary Season

It has played host to Elton John. It's rocked with Bruce Springsteen. The King of Rock and Roll visited in 1976. But it's Hilton Magic at Cyclone sporting events that have provided the most memorable moments inside Hilton Coliseum.

The arena has been host to men's and women's basketball, wrestling, gymnastics and volleyball since opening its doors in December of 1971.

Iowa State has won more than 570 men's basketball games at Hilton Coliseum, including the 2001 Big 12 regular season title clinching victory against Nebraska.

From buzzer-beaters to impossible to believe second-half comebacks, Hilton Coliseum has warmed up nearly 9 million men's basketball fans during cold Iowa winters.

This season, Iowa State is celebrating the history of the building, which is widely considered to be one of the best home courts in college basketball.

THE FACTS

Opened: Dec. 2, 1971

Opponent: Def. Arizona, 71-54

Cost: \$8.5 million

Capacity: 14,267

Name: James H. Hilton Coliseum is named after the former Iowa State President (1953-65), who first articulated the vision for the Iowa State Center Complex.



Category 5 Culture

Gratitude

Enthusiasm

Toughness

Unity

Integrity

When T.J. Otzelberger arrived at Iowa State as head coach, one of his first priorities was creating a culture with a number of core values that define Cyclone basketball. Through that process, #C5C was born.

IN THE POLLS

Week	AP/Coach	Week	AP/Coach
Nov. 15	NR/NR	Jan. 17	15/14
Nov. 22	NR/NR	Jan. 24	23/24
Nov. 29	19/23	Jan. 31	20/22
Dec.. 6	17/19	Feb. 7	RV/RV
Dec. 13	11/11	Feb. 14	NR/NR
Dec. 20	9/8	Feb. 21	NR/NR
Dec. 27	8/8	Feb. 28	RV/RV
Jan. 3	11/11	Mar. 7	NR/RV
Jan. 10	15/16	Mar. 14	NR/NR

Consecutive Weeks Ranked: 0

Most Consecutive Weeks Ranked Under Qtr: 10

SHOT PERCENT PER HALF

Highest

Iowa State	76.9%	2nd vs. SE Louisiana
Opponent	81.8%	2nd vs. Oklahoma

Lowest

Iowa State	15.8%	2nd vs. Texas Tech
Opponent	24.0%	1st vs. SE Louisiana

BY THE HALF

	FIRST HALF	SECOND HALF
Scoring	30.8	34.9
FG%	41.9	45.3
3FG%	30.2	34.2

DOUBLE FIGURE SCORERS

Number	W-L	Number	W-L
0 players	0-1	1 player	0-1
2 players	9-4	3 players	8-6
4 players	2-0	5 players	2-0
6 players	0-0	7 players	0-0

BENCH SCORING

Team	Points	PPG	Pct.
Iowa State	625	18.9	28.6%
Opponent	537	16.3	25.9%

Season High - 50 vs. Grambling State

Season Low - 3 at TCU

MISC. STATS

Largest...

Lead	39 vs. Grambling
Margin of Victory	35 vs. Grambling
Deficit	33 vs. Texas Tech
Deficit Overcome to Win	12 vs. West Virginia
Deficit Overcome to Lead	25 vs. Baylor
Margin of Defeat	31 vs. Texas Tech
Halftime Lead	24 vs. Grambling
Halftime Deficit	19 vs. Texas Tech
Iowa State Run	19 vs. Jackson State
Opponent Run	22 vs. Baylor

Most...

Points in a Half	53 vs. West Virginia
Opp. Points in a Half	47 vs. Oklahoma
Points Off Turnovers	26 vs. Kansas
2nd Chance Points	20 vs. Grambling
Points in the Paint	44 vs. Baylor
Fastbreak Points	20 vs. Memphis

DOUBLE-DOUBLES

Izaiah Brockington (7)

vs. Oregon State	10 points-12 rebounds
vs. Alabama State	23 points-13 rebounds
vs. Ark.-Pine Bluff	23 points-10 rebounds
vs. Iowa	29 points-10 rebounds
vs. SE Louisiana	17 points-11 rebounds
vs. Chicago State	20 points-13 rebounds
vs. TCU	19 points-11 rebounds

Tyrese Hunter (1)

at Kansas State	13 points-10 assists
-----------------	----------------------

Tristan Enaruna (1)

vs. Chicago State	19 points-10 rebounds
-------------------	-----------------------

SEASON HONORS

Player	Award
Izaiah Brockington	Big 12 Player of Week (4x)
	Big 12 Newcomer of Week (2x)
	Big 12 Newcomer of the Year
	All-Big 12 First Team
	Big 12 All-Newcomer Team
	NABC All-District 8 First Team
	USBWA All-District VI First Team
	NIT Season Tip-Off All-Tournament Team
	Wooden Award Midseason Watch List
	Naismith Trophy Midseason Watch List
	Jerry West Award Final 10
Gabe Kalscheur	NIT Season Tip-Off MVP
	Big 12 Player of Week
	Big 12 Newcomer of Week (2x)
Tyrese Hunter	Big 12 Freshman of the Year
	Big 12 All-Freshman Team

CYCLONE FACTS

4

Four newcomers from power conferences, tying for the most in the nation.

7

Iowa State has seven newcomers on this season's squad.

26

26 times Iowa State has had a player named to an All-America team, including seven times in the last nine seasons.

491

The Cyclones have made at least one three-point field goal in 491 consecutive games, a streak dating back to the 2007-08 season opener against Winston-Salem State.

SITUATIONAL RECORDS

	2021-22	Under Otz	Streak
Against Non-conference opponents	14-0	14-0	W14
Against Big 12 opponents	7-12	7-12	L3
At Home:	14-5	14-5	L1
On Road:	4-6	4-6	L1
At Neutral Sites:	3-1	3-1	W1
Leading at half	16-3	16-3	W3
Trailing at half	4-9	4-9	L3
Tied at half	1-0	1-0	W1
Outrebound opponent	12-1	12-1	W2
Tied or Outrebounded	9-11	9-11	W1
Make more free throws	7-3	7-3	L1
Make same or fewer free throws	14-9	14-9	W1
Make 15 or more FTs	8-1	8-1	W2
Make Less Than 15 FTs	13-10	13-10	W1
Shooting 50 percent or better	7-1	7-1	W4
Shooting less than 50 percent	14-11	14-11	W1
Better FG% than opponent	16-1	16-1	L1
Worse FG% than opponent	5-11	5-11	W1
Makes 10 or more 3-pointers	8-0	8-0	W8
Makes Less Than 10 3-pointers	13-12	13-12	L3
Commit same or more turnovers	4-4	4-4	L1
Commits less turnovers	17-8	17-8	W1
More bench points	15-4	15-4	L1
Same or fewer bench points	6-8	6-8	W1
Score 59 points or less	4-4	4-4	W1
Score 60-69 points	4-7	4-7	L4
Score 70-79 points	7-1	7-1	W3
Score 80-89 points	6-0	6-0	W12
Score 90-99 points	0-0	0-0	W11
Score more than 100 points	0-0	0-0	W12
Allow 59 points or less	13-2	13-2	W1
Allow 60-69 points	2-2	2-2	L2
Allow 70-79 points	4-8	4-8	L2
Allow 80-89 points	2-0	2-0	W2
Allow 90-99 points	0-0	0-0	L11
Allowing more than 100 points	0-0	0-0	L16
Reach 40 points first	18-2	18-2	W3
Opponent reach 40 points first	3-10	3-10	L3
Decided by 5 points or less	6-2	6-2	W5
Decided by 6-10 points	5-3	5-3	L3
Decided by 11 points or more	10-7	10-7	L2
Leading with 5:00 left	19-1	19-1	W4
Trailing with 5:00 left	1-10	1-10	L5
Tied with 5:00 left	1-1	1-1	L1
Leading with 1:00 left	19-0	19-0	W20
Trailing with 1:00 left	2-11	2-11	L3
Tied with 1:00 left	0-1	0-1	L4
In November	6-0	6-0	W7
In December	6-0	6-0	W7
In January	4-5	4-5	W2
In February	4-4	4-4	W4
In March	1-3	1-3	W1
In April	0-0	0-0	-
In overtime	1-1	1-1	L1
In double overtime	0-0	0-0	W1
As AP Top-25 team	10-7	10-7	L2
Vs. AP Top-25 team	4-7	4-7	L5
Vs. AP Top-15 team	1-5	1-5	L5
Vs. AP Top 10 team	1-4	1-4	L4
On ESPN Network	19-12	19-12	L3
On Turner Networks	1-0	1-0	1-0
On Fox Sports	1-0	1-0	W1

THE LAST TIME

Iowa State had...

100 points	104 vs. Alabama (11-28-19)
FG% 60% or better	67.3 (33-49) vs. Oklahoma (2-19-22)
FG% 30% or less	28.3 (15-53) vs. Oklahoma State (3-2-22)
Made 10 3-pointers	12 vs. LSU (3-18-22)
Attempted 40 FTs	41 vs. Drake (12-15-09)
Attempted Fewer Than 5 FTs	1 vs. Oklahoma (2-19-22)
Had 50 rebounds	50 vs. Iowa (12-9-21)
Had 60 rebounds	63 vs. The Citadel (11-20-16)
Had 30 assists	32 vs. Mississippi Valley State (11-5-19)
Had 10 steals	15 vs. LSU (3-18-22)
Had 10 blocks	10 vs. Memphis (11-26-21)
Five Players With 10+ pts	5 vs. Grambling State (11-21-21)
<i>(Enaruna, Grill, Hunter, Jackson, Kunc)</i>	
Six Players With 10+ pts	7 vs. Miss. Valley State (11-5-19)
<i>(Conditt, Griffin, Haliburton, Jacobson, Jackson, Nixon, Young)</i>	
Two Players with 20 pts	2 vs. Oklahoma (1-8-22)
<i>(Brockington, 20; Hunter, 20)</i>	
Three Players with 20 pts	3 vs. Oklahoma State (1-21-20)
<i>(Young, 27; Bolton, 21; Haliburton, 20)</i>	
2 double-doubles	2 vs. Chicago State (12-21-21)
<i>(Brockington, Enaruna)</i>	
3 double-doubles	3 vs. Buffalo (12-7-15)
<i>(McKay, Morris, Niang)</i>	

A Cyclone had...

40 points	48, Melvin Ejim vs. TCU (2-8-14)
30 points	35, Izaiah Brockington vs. W. Virginia (2-23-22)
5 3-pointers	7, Tyrese Hunter vs. LSU (3-18-22)
20 rebounds	20, Jared Homan vs. No. Carolina (3-20-05)
15 rebounds	16, Mike Jacobson vs. Kansas St. (3-15-19)
10 rebounds	10, Izaiah Brockington vs. TCU (1-22-22)
10 assists	10, Tyrese Hunter vs. Baylor (3-5-22)
5 steals	5, Tyrese Hunter vs. LSU (3-18-22)
5 blocks	5, George Conditt vs. Seton Hall (12-8-19)
Double-Double	Tyrese Hunter vs. Kansas State (2-26-22)
Triple-Double	Tyrese Haliburton vs. TCU (1-4-20)

An Opposing Team had...

100 points	105 by Iowa (12-11-20)
FG% 60% or better	61.7 (29-47) by Oklahoma (1-8-22)
FG% 30% or less	27.8 (15-54) by Chicago State (12-21-21)
Made 10 3-pointers	10 by Kansas State (2-12-22)
Made 0 3-pointers	Southern Miss (11-19-19)
Had 50 rebounds	51 by TCU (2-9-21)
Had 30 assists	31 by Texas A&M (1-16-99)
Six Players With 10+ pts	6 by Oklahoma (2-12-20)

An Opposing Player had...

40 points	40, Devin Smith, Virginia (12-6-04)
30 points	32, Nijel Pack, Kansas State (2-26-22)
5 3-pointers	6, Nijel Pack, Kansas State (2-26-22)
20 rebounds	21, Stacey King, Oklahoma (1-30-88)
15 rebounds	15, Mark Vital, Baylor (2-23-21)
10 rebounds	10, Darius Days, LSU (3-18-22)
10 assists	13, Xavier Simpson, Michigan (11-27-19)
5 steals	5, Avery Anderson, Oklahoma State (3-2-22)
5 blocks	6, Kevin Samuel, TCU (1-4-20)

SPECIALTY STATS

Dunks (at ISU)

Player	2021-22	Career
Conditt	24	67
Brockington	23	23
Hunter	17	17
Enaruna	8	8
Jones	8	8
Walker	2	4
Grill	2	2

Charges Taken (at ISU)

Player	2021-22	Career
Kunc	17	17
Kalscheur	24	24
Jackson	7	14
Conditt	6	7
Grill	3	3
Brockington	3	3
Enaruna	3	3
Hunter	2	2
Walker	0	1

First Points of a Game (at ISU)

Player	2021-22	Career
Enaruna	9	9
Kalscheur	5	5
Conditt	3	6
Brockington	8	8
Hunter	6	6
Kunc	2	2
Jackson	0	3
Walker	0	1

First Sub of a Game (at ISU)

Player	2021-22	Career
Kunc	19	19
Grill	17	17
Jones	13	13
Conditt	4	36
Enaruna	2	2
Jackson	0	7
Walker	0	2

20-plus Points in a Game (At ISU)

Player	2021-22	Career
Brockington	12	12
Hunter	3	3
Kalscheur	2	2
Enaruna	1	1
Kunc	1	1
Grill	1	1

30-plus Points in a Game (At ISU)

Player	2021-22	Career
Brockington	2	2
Kalscheur	1	1

10-plus Rebounds in a Game (At ISU)

Player	2021-22	Career
Brockington	6	6
Conditt	1	2
Enaruna	1	1
Walker	0	1

10-plus Assists in a Game (At ISU)

Player	2021-22	Career
Hunter	2	2

LEAD THE TEAM IN...

Player	Points		Rebounds		Assists	
	'21-22	Career	'21-22	Career	'21-22	Career
Brockington	18	18	25	25	3	3
Conditt	-	1	2	14	4	4
Enaruna	1	1	2	2	-	-
Grill	4	4	3	3	1	1
Hunter	4	4	1	1	24	24
Jackson	-	-	-	4	-	2
Jones	-	-	2	2	2	2
Kalscheur	5	5	3	3	4	4
Kunc	2	2	5	5	-	-
Steyer	-	-	-	-	-	-
Walker	-	-	-	3	-	3

RECORD BY STARTERS

Starters	W-L
Brockington, Conditt, Hunter, Kalscheur, Kunc	4-4
Brockington, Enaruna, Hunter, Jones, Kalscheur	4-3
Brockington, Conditt, Enaruna, Hunter, Kalscheur	13-5

WINNING STREAKS

All Opponents

Total: Won 1	Home: Lost 1
Road: Lost 1	Neutral: Won 1

Big 12 Opponents

Total: Lost 3	Home: Lost 1
Road: Lost 1	Neutral: Lost 3

Non-Conference Opponents

Total: Won 14	Home: Won 11
Road: Won 1	Neutral: Won 3

A.P. Top-25 Ranked Opponents

Total: Lost 5	Home: Lost 1
Road: Lost 15	Neutral: Lost 1

Last Win Over Ranked Team

Home - #21 Texas (79-70), 1/21/22
Road - #18 Kansas State (78-64), 2/16/19
Neutral - #9 Memphis (78-59), 11/26/21

Homecourt Win Streaks

39	2/16/99 - 11/30/01 (four seasons)
22	1/18/12 - 2/25/13 (two seasons)
22	2/16/85 - 12/22/86 (three seasons)
21	3/4/92 - 12/21/93 (three seasons)
21	1/25/14 - 2/25/15 (two seasons)

Current streak - 0

Conference Home Win Streaks

18	2/16/99 - 1/9/02 (four seasons)
14	1/18/12 - 2/5/13 (two seasons)
14	1/25/14 - 2/25/15 (two seasons)
12	2/16/85 - 1/20/87 (three seasons)

Current streak - 0

Non-Conference Home Win Streaks

41	1/2/91 - 12/9/95 (six seasons)
37	12/6/11 - 12/1/16 (six seasons)
28	11/23/98 - 12/1/01 (four seasons)
21	11/28/03 - 11/26/05 (three seasons)

Current streak - 11 (12/20/20-Pres.)

MOST 3-POINTERS, GAME

1.	18	Kansas	2/4/17
2.	17	Kansas	2/25/13
3.	16	Oklahoma	2/6/21
	16	No. Colorado	11/22/11
4.	15	Alabama	11/28/19
	15	Oklahoma State	2/28/17
	15	Omaha	12/5/16
	15	UNC-Wilmington	11/10/13
	15	Oklahoma	2/4/12
	15	UW-Milwaukee	11/16/08
9.	14	Pur.-Fort Wayne	12/22/19
	14	Kansas State	2/16/19
	14	San Diego State	11/21/18
	14	Northern Illinois	12/4/17
	14	Drake	12/17/16
	14	Chattanooga	11/23/15
	14	Oklahoma	2/9/15
	14	Kansas	1/9/13
	14	TCU	2/16/13
	14	West Virginia	3/9/13
	14	Rice	11/26/11
	14	Kansas	2/12/11
	14	Baylor	1/15/11
	14	Drake	11/17/19



Senior, Guard, 6-4, 196
 Philadelphia, Pa. (Penn State/
 St. Bonaventure/Archbishop Ryan HS)

SEASON HIGHS

Points:	35 vs. West Virginia (2/23/22)
FG:	14 vs. West Virginia (2/23/22)
FGA:	28 vs. Kansas (2/1/22)
3FG:	5 vs. West Virginia (2/23/22)
3FGA:	8 vs. West Virginia (2/23/22)
FT:	8, three times
FTA:	8, three times
Off. Reb:	5 vs. Iowa (12/9/21)
Def. Reb:	11, three times
Reb:	13, twice
Assists:	3, many times
Blocks:	2, twice
Steals:	4 vs. Chicago State (12/21/21)
Minutes:	41 at Oklahoma State (1/26/22)

CAREER HIGHS

Points:	35 vs. West Virginia (2/23/22)
FG:	14 vs. West Virginia (2/23/22)
FGA:	28 vs. Kansas (2/23/22)
3FG:	5 vs. West Virginia (2/23/22)
3FGA:	8, three times
FT:	9 vs. Northwestern (1/23/21)
FTA:	9, three times
Off. Reb:	5 vs. Iowa (12/9/21)
Def. Reb:	11, three times
Reb:	13, twice
Assists:	7 vs. Ohio State (2/18/21)
Blocks:	2, three times
Steals:	4, twice
Minutes:	41 at Oklahoma State (1/26/22)

PERSONAL BENCHMARKS

	Season	Career
Games	33	123 (33*)
Starts	33	58 (33*)
Double-Figure Points	28	64 (28*)
20+ Points	12	17 (12*)
30+ Points	2	2 (2*)
Double-Figure Rebounds	7	7 (7*)
Double-Doubles	7	7 (7*)
4+ 3-Pointers Made	2	3 (2*)
*at ISU		
Consecutive Games Started	33	
Consecutive Games w/10+ points	1	
Consecutive Games w/20+ points	-	
Consecutive Games with a 3-pointer	3	
Consecutive Free Throws Made	3	

2021-22 PLAYER TRENDS

Team Record w/10+ Points	18-11
Team Record w/20+ Points	9-3
Team Record w/30+ Points	1-0
Team Record when makes a 3-pointer	13-4
Team Record w/10+ Rebounds	6-1

UPCOMING MILESTONES

- 13 points from top-20 single-seasons in ISU history

BEST PERFORMANCES

- **vs. West Virginia:** Scored a career-high 35 points on 14-for-22 shooting, connecting on 5-of-8 3-pointers ... had a steal and the game-winning basket with 22 seconds left.
- **vs. Iowa:** Dropped 29 points on Iowa, making 11-of-14 field goals, including his first nine attempts ... finished with a double-double (10 rebounds).
- **at Oklahoma State:** Had 26 points on 11-of-20 shooting.
- **vs. Xavier:** Scored 30 points, making 12-of-19 field goals and 4-of-6 3-pointers.

BROCKINGTON QUICK HITS

- Big 12 Newcomer of the Year ... All-Big 12 First Team ... Big 12 All-Newcomer Team ... 6x Big 12 weekly award winner (4 POW, 2 NOW).
- Wooden Award Midseason Top 25 Watch List...Jerry West Award Top 10 ... Naismith Trophy Midseason List.
- All-Tournament Team at Upsie NIT Season Tip-Off.
- Joined the Cyclones in the summer after spending two seasons at Penn State ... earned his undergrad degree in labor and employment relations from PSU and is working toward a master's degree in family financial planning at ISU.
- Brockington gives the Cyclones an experienced and physical playmaking guard ... considered an elite rebounder at the guard position, having pulled down nearly five rebounds per game last season.
- Son of Jennifer St. Jean and Antoine Brockington ... stepfather is Noisette St. Jean ... father, Antoine, was MEAC Player of the year for 1997-98 at Coppin State ... he scored 20 points in a three point overtime loss to the Cyclones at Hilton Coliseum in 1997.

CAREER STATISTICS

BROCKINGTON, Izaiah

				Field Goals		3-Point		F-Throws		Rebounds				Scoring						
SEASON	TEAM	GP-GS	MIN/AVG	FG-FGA	FG%	3FG-3FGA	3FG%	FT-FTA	FT%	OFF	DEF	TOT	AVG	PF-FO	A	TO	BLK	STL	PTS	AVG
2017-18	SBU	34-1	396/11.6	52-118	.441	22-53	.415	21-39	.538	8	34	42	1.2	27-1	30	14	5	14	147	4.3
2019-20	PSU	31-0	646/20.8	94-211	.445	12-45	.267	52-74	.703	26	57	83	2.7	52-0	35	41	4	26	252	8.1
2020-21	PSU	25-24	741/29.6	117-272	.430	12-43	.279	69-82	.841	27	96	123	4.9	50-2	43	41	6	24	315	12.6
2021-22	IowaSt	33-33	1145/34.7	216-473	.457	33-89	.371	105-136	.772	57	173	230	7.0	62-1	54	63	8	43	570	17.3
TOTAL FOR IowaSt		33-33	1145/34.7	216-473	.457	33-89	.371	105-136	.772	57	173	230	7.0	62-1	54	63	8	43	570	17.3
TOTAL		123-58	2927/23.8	479-1074	.446	79-230	.343	247-331	.746	118	360	478	3.9	191-4	162	159	23	107	1284	10.4

CAREER STATISTICS VS. WISCONSIN

12.5 ppg, 4.5 rpg, 2.0 apg - All Games Played At Penn State

Date	MP	FG-Att	Pct	3Pt-Att	Pct	FT-Att	Pct	PF	Off	Def	Tot	A	TO	BS	S	TP
1/11/20	26	4-8	.500	1-1	1.000	6-9	.667	3	0	1	1	1	2	0	2	15
1/30/21	36	8-15	.533	0-1	.000	2-2	1.000	0	1	7	8	3	0	0	1	18
2/2/21	26	4-9	.444	0-1	.000	0-0	.000	2	0	1	1	1	2	0	0	8
3/11/21	27	2-6	.333	0-0	.000	5-6	.833	0	1	7	8	3	0	0	1	9
TOTALS	115	18-37	.486	1-3	.333	13-17	.765	5	2	16	18	8	4	0	4	50



CALEB GRILL

@caleb_grill0 @calebgrill3

Junior, Guard, 6-3, 198
Wichita, Kan. (UNLV/Maize HS)

SEASON HIGHS

Points:	20 vs. SE Louisiana (12/19/21)
FG:	7 vs. SE Louisiana (12/19/21)
FGA:	14 vs. LSU (3/18/22)
3FG:	6, twice
3FGA:	11 vs. LSU (3/18/22)
FT:	2, four times
FTA:	3 vs. Ark.-Pine Bluff (12/1/21)
Off. Reb:	2 at Kansas (1/11/22)
Def. Reb:	8 vs. Kansas State (2/12/22)
Reb:	8 vs. Kansas State (2/12/22)
Assists:	5, three times
Blocks:	2 vs. Kansas State (2/12/22)
Steals:	3, twice
Minutes:	33 at West Virginia (2/8/22)

CAREER HIGHS

Points:	27 vs. Alabama (12/1/20)
FG:	10 vs. Alabama (12/1/20)
FGA:	17 vs. Alabama (12/1/20)
3FG:	7 vs. Alabama (12/1/20)
3FGA:	12 vs. Alabama, 12/1/20
FT:	4, twice
FTA:	5 vs. Montana State (11/25/20)
Off. Reb:	2, three times
Def. Reb:	8 vs. Kansas State (2/12/22)
Reb:	8, twice
Assists:	7 at San Jose State (2/21/21)
Blocks:	2 vs. Kansas State (2/12/22)
Steals:	4, twice
Minutes:	39, twice

PERSONAL BENCHMARKS

	Season	Career
Games	33	89 (62*)
Starts	-	29 (2*)
Double-Figure Points	9	20 (9*)
20+ Points	1	2 (1*)
Double-Figure Rebounds	-	-
4+ 3-Pointers Made	6	10 (6*)
5+ Assists	3	4 (3*)
Consecutive Games Started	-	-
Consecutive Games w/10+ points	-	-
Consecutive Games w/20+ points	-	-
Consecutive Games with a 3-pointer	3	-
Consecutive Free Throws Made	-	-

2021-22 PLAYER TRENDS

Team Record w/10+ Points	7-2
Team Record w/20+ Points	1-0
Team Record w/multiple 3-pointers made	12-2

UPCOMING MILESTONES

- Next 3-pointer will be his single-season career-high 56th.

BEST PERFORMANCES

- **at Kansas State:** Made 6-of-10 3-pointers and finished with 18 points in win at K-State in 2022.
- **vs. Alabama:** While playing for UNLV, scored a career-high 27 points while making 7-of-12 threes against the nationally-ranked Crimson Tide.
- **at Creighton:** Connected on 4-of-4 threes and led the team with 16 points.

GRILL QUICK HITS

- Academic All-Big 12 Second Team.
- Terrific prep athlete, starring in football, track and field and baseball in addition to basketball ... won the Class 5A state title with a high jump of 6-8.
- Originally signed with T.J. Otzelberger and South Dakota State out of high school ... re-opened his recruitment after Otzelberger took the UNLV job and ultimately signed with the Cyclones and played the 2019-20 season at ISU ... transferred to UNLV for the 2020-21 season and then followed Otzelberger back to Ames last summer.
- One of five Division 1 players at the Power-6 level to transfer back to original school after spending time between at another school ... overall 16 D1 players transferred back to their original schools.
- The Wichita, Kansas, native tied for the team lead with 27 starts at UNLV and was fourth on the team averaging 9.1 ppg ... he was second on the team with 55 made 3-pointers.
- Son of Chris and Lena ... Chris coached him in high school.


CAREER STATISTICS

GRILL, Caleb

		Field Goals		3-Point		F-Throws		Rebounds		Scoring	
SEASON	TEAM	GP-GS	MIN/AVG	FG-FGA	FG%	3FG-3FGA	3FG%	FT-FTA	FT%	OFF DEF TOT AVG	PF-FO A TO BLK STL PTS AVG
2019-20	IowaSt	29-2	399/13.7	22-70	.314	13-52	.250	4-7	.571	8 40 48 1.7	35-0 17 16 2 14 61 2.1
2020-21	UNLV	27-27	898/33.3	86-217	.396	55-161	.342	20-31	.645	7 80 87 3.2	55-1 61 37 3 37 247 9.1
2021-22	IowaSt	33-0	800/24.2	76-192	.396	55-155	.355	10-16	.625	13 74 87 2.6	67-1 50 21 6 33 217 6.6
TOTAL FOR IowaSt		62-2	1198/19.3	98-262	.374	68-207	.329	14-23	.609	21 114 135 2.2	102-1 67 37 8 47 278 4.5
TOTAL		89-29	2097/23.6	184-479	.384	123-368	.334	34-54	.630	28 194 222 2.5	157-2 128 74 11 84 525 5.9

CAREER STATISTICS VS. WISCONSIN

No Games Played



SEASON HIGHS

Points:	12, four times
FG:	4, four times
FGA:	8, twice
3FG:	4, three times
3FGA:	7, three times
FT:	2 at Oklahoma State (1/26/22)
FTA:	2 at Oklahoma State (1/26/22)
Off. Reb:	2 vs. Kansas State (2/12/22)
Def. Reb:	5 vs. Oregon State (11/12/21)
Reb:	5 vs. Oregon State (11/12/21)
Assists:	5 vs. Grambling State (11/21/21)
Blocks:	1, twice
Steals:	3, twice
Minutes:	28 vs. Grambling State State (11/21/21)

CAREER HIGHS

Points:	18 vs. TCU (2/25/20)
FG:	6 vs. TCU (2/25/20)
FGA:	11 vs. Texas (3/2/21)
3FG:	4, four times
3FGA:	9 vs. West Virginia (3/3/20)
FT:	3 vs. Oklahoma State (3/11/20)
FTA:	4 vs. Oklahoma State (3/11/20)
Off. Reb:	2, four times
Def. Reb:	5 vs. Oregon State (11/12/21)
Reb:	5, four times
Assists:	5, twice
Blocks:	1, many times
Steals:	3, many times
Minutes:	40, twice

PERSONAL BENCHMARKS

	Season	Career
Games	26	73
Starts	-	19
Double-Figure Points	5	10
Double-Figure Rebounds	-	0
4+ 3-Pointers Made	3	5
Consecutive Games Started	-	-
Consecutive Games w/10+ points	-	-
Consecutive Games with a 3-pointer	-	-
Consecutive Free Throws Made	6	-

2021-22 PLAYER TRENDS

Team Record w/10+ Points	3-2
Team Record w/20+ Points	-
Team Record w/10+ Rebounds	-

UPCOMING MILESTONES

- 25 3-Pointers to 100 in his career.

BEST PERFORMANCES

- **vs. Oklahoma:** Scored 12 points, connecting on 4-of-7 three-pointers.
- **vs. Ark.-Pine Bluff:** Matched his season high with 12 points, making 5-of-10 field goals.
- **vs. TCU:** Scored 18 points, connecting on 4-of-7 threes, in home win against the Horned Frogs in 2020.

JACKSON QUICK HITS

- Missed eight total games last season due to left knee sprain (six games in November-December) and COVID protocols (two games).
- Prepped at Blythewood High School near Columbia, S.C. ... three-star recruit scored more than 1,000 career points.
- Played for Team South Carolina, the same AAU program that Zion Williamson and Ja Morant played for early in their careers.
- Son of Charles Jackson, Jr., and Iva Gaymon ... father played basketball at South Carolina State and is the director of character and life skills for the South Carolina football team.

CAREER STATISTICS

JACKSON, Tre

		Field Goals				3-Point		F-Throws		Rebounds				Scoring						
SEASON	TEAM	GP-GS	MIN/AVG	FG-FGA	FG%	3FG-3FGA	3FG%	FT-FTA	FT%	OFF	DEF	TOT	AVG	PF-FO	A	TO	BLK	STL	PTS	AVG
2019-20	IowaSt	31-12	669/21.6	44-130	.338	32-95	.337	13-18	.722	6	47	53	1.7	57-3	40	37	3	26	133	4.3
2020-21	IowaSt	16-7	438/27.4	29-89	.326	18-66	.273	5-8	.625	7	36	43	2.7	34-0	20	11	2	21	81	5.1
2021-22	IowaSt	26-0	344/13.2	38-94	.404	25-69	.362	2-2	1.000	4	23	27	1.0	33-1	20	22	2	20	103	4.0
TOTAL		73-19	1452/19.9	111-313	.355	75-230	.326	20-28	.714	17	106	123	1.7	124-4	80	70	7	67	317	4.3

CAREER STATISTICS VS. WISCONSIN

No Games Played



SEASON HIGHS

Points:	11 vs. Ark.-Pine Bluff (12/1/21)
FG:	5 vs. Xavier (11/24/21)
FGA:	7 vs. Xavier (11/24/21)
3FG:	0
3FGA:	0
FT:	5, twice
FTA:	6, twice
Off. Reb:	7 vs. Grambling State (11/21/21)
Def. Reb:	5 at Oklahoma State (1/26/22)
Reb:	8 at Oklahoma State (1/26/22)
Assists:	7 vs. Kansas State (2/12/22)
Blocks:	3 at Texas Tech (1/18/22)
Steals:	2, twice
Minutes:	31 vs. Creighton (12/4/21)

CAREER HIGHS

Points:	19 at TCU (1/4/20)
FG:	6, twice
FGA:	12 at TCU (1/4/20)
3FG:	0
3FGA:	1, three times
FT:	7, twice
FTA:	11 at TCU (1/4/20)
Off. Reb:	7 vs. Grambling State (11/21/21)
Def. Reb:	7, twice
Reb:	10, twice
Assists:	7 vs. Kansas State (2/12/22)
Blocks:	5, three times
Steals:	3 at Auburn (1/25/20)
Minutes:	31, three times

PERSONAL BENCHMARKS

	Season	Career
Games	33	115
Starts	26	36
Double-Figure Points	3	12
20+ Points	-	0
Double-Figure Rebounds	1	2
Double-Doubles	-	0
4+ Blocks	-	8
Consecutive Games Started	-	-
Consecutive Games w/10+ points	-	-
Consecutive games w/a blocked shot	1	-
Consecutive free throws made	-	-

2021-22 PLAYER TRENDS

Team Record w/10+ Points	3-0
Team Record w/20+ Points	-
Team Record w/10+ Rebounds	1-0
Team Record w/a block	14-7
Team Record w/multiple blocks	4-3

UPCOMING MILESTONES

- 7 blocks from tie for 3rd (134, Loren Meyer).
- 5 points shy of 500 in his career.
- 2 rebounds shy of 400 in his career.

BEST PERFORMANCES

- **vs. K-State:** Had seven points, seven rebounds and a career-high seven assists against the Wildcats.
- **vs. TCU:** Tallied a career-high 19 points, finishing 7-for-11 from the charity stripe in Jan. 2020.
- **vs. Seton Hall:** Scored 17 points and added six rebounds and five blocks in a win against the nationally-ranked Pirates in Nov. 2019.

CONDITT QUICK HITS

- Academic All-Big 12 Second Team.
- Started the season 7-for-7 from the field, the most field goal attempts without a miss to start a season at ISU dating back to 1998-99.
- Cementing himself as one of the top shot blockers in school history, ranking fourth all time at the school.
- Attended Corliss High School in Chicago where he grew three inches from junior to senior year.
- Father, George, was a defensive lineman for the Cyclones, lettering in 1990 and 1992.
- After what he called a "horrible" junior season, senior big man George Conditt went overseas with Puerto Rico to play in the FIBA Olympic Qualifying Tournament and found his groove again.
- At the tournament, he shot 76.5 percent from the field and averaged 14.5 points ... against Serbia and Dallas Mavericks' Boban Marjanovic, Conditt scored 20 points.
- Has played for Puerto Rico at the 2018 U18 FIBA Americas Championship and 2021 Olympic Qualifying Tournament.
- Owns a 7'2" wing span.

CAREER STATISTICS

CONDITT, George

				Field Goals		3-Point		F-Throws		Rebounds								Scoring		
SEASON	TEAM	GP-GS	MIN/AVG	FG-FGA	FG%	3FG-3FGA	3FG%	FT-FTA	FT%	OFF	DEF	TOT	AVG	PF-FO	A	TO	BLK	STL	PTS	AVG
2018-19	IowaSt	26-0	209/8.0	19-30	.633	0-0	.000	13-18	.722	18	25	43	1.7	31-1	2	13	26	8	51	2.0
2019-20	IowaSt	32-7	523/16.3	89-161	.553	0-3	.000	47-76	.618	67	90	157	4.9	69-1	16	45	50	19	225	7.0
2020-21	IowaSt	24-3	315/13.1	26-64	.406	0-0	.000	6-15	.400	34	52	86	3.6	45-0	7	28	22	6	58	2.4
2021-22	IowaSt	33-26	602/18.2	61-90	.678	0-0	.000	39-57	.684	46	66	112	3.4	97-4	63	48	29	16	161	4.9
TOTAL		115-36	1649/14.3	195-345	.565	0-3	.000	105-166	.633	165	233	398	3.5	242-6	88	134	127	49	495	4.3

CAREER STATISTICS VS. WISCONSIN

No Games Played



Senior, Forward, 6-8, 215

Ljubljana, Slovenia (Washington State/
Elevation Preparatory Academy (HS))

SEASON HIGHS

Points:	21 vs. Grambling State (11/21/21)
FG:	7 vs. Grambling State (11/21/21)
FGA:	12 vs. Kansas State (2/12/22)
3FG:	5, twice
3FGA:	9 vs. Kansas State (2/12/22)
FT:	7 vs. Texas Tech (1/5/22)
FTA:	10 vs. Texas Tech (1/5/22)
Off. Reb:	4 vs. Oklahoma State (3/2/22)
Def. Reb:	6, twice
Reb:	7, four times
Assists:	4 vs. Memphis (11/26/21)
Blocks:	3 vs. Memphis (11/26/21)
Steals:	2, many times
Minutes:	31, twice

CAREER HIGHS

Points:	21 vs. Grambling State (11/21/21)
FG:	7 vs. Grambling State (11/21/21)
FGA:	12, twice
3FG:	5, twice
3FGA:	9 vs. Kansas State (2/12/22)
FT:	9 vs. Texas Southern (11/25/20)
FTA:	10 vs. Texas Tech (1/5/22)
Off. Reb:	4, three times
Def. Reb:	10 at Arizona (2/25/21)
Reb:	14 at Arizona (2/25/21)
Assists:	4 vs. Memphis (11/26/21)
Blocks:	3 vs. Memphis (11/26/21)
Steals:	4 vs. Stanford (2/20/21)
Minutes:	38 at Arizona State (2/27/21)

PERSONAL BENCHMARKS

	Season	Career
Games	33	116 (33*)
Starts	7	33 (7*)
Double-Figure Points	8	20 (8*)
20+ points	1	1 (1*)
Double-Figure Rebounds	-	1 (0*)
5+ Assists	-	0 (0*)
4+ 3-Pointers Made	2	2 (2*)
*at ISU		
Consecutive Games Started	-	-
Consecutive Games w/10+ points	-	-
Consecutive Games w/20+ points	-	-
Consecutive Games with a 3-pointer	3	-
Consecutive Free Throws Made	6	-

2021-22 PLAYER TRENDS

Team Record w/10+ Points	7-1
Team Record w/20+ Points	1-0
Team Record When Makes 3-Pointer	13-4
Team Record w/10+ Rebounds	-

UPCOMING MILESTONES

- 10 3-pointers from 100 in career.

BEST PERFORMANCES

- **vs. K-State:** Hit 5-of-9 3-pointers and scored 19 points against the Wildcats.
- **vs. Grambling State:** Connected on all seven field goal attempts, including all five 3-pointers, to finish with a career-high 21 points...also had a career-best three assists and pulled down seven boards.
- **vs. Arizona:** Pulled down 14 rebounds against the Wildcats last season.

KUNC QUICK HITS

- Washington State transfer Aljaž Kunc was the first player to join Iowa State after T.J. Otzelberger was named head coach ... was limited by an ankle injury last season at WSU ... reached double figures in five of the season's final eight games and averaged 8.9 points and 7.4 rebounds during that stretch.
- Provides the Cyclones with length as a skilled frontline player that has proven to have the ability as a Power-5 player to knock down threes and stretch the defense ... a highly active player that can rebound outside his area.
- Competed for Slovenia in the 2016 FIBA U18 European Championships ... hails from same hometown as Luka Doncic.
- Son of Andrej and Karmen Kunc ... attended Elevation Preparatory Academy in Sarasota, Florida.

CAREER STATISTICS

KUNC, Aljaz

				Field Goals		3-Point		F-Throws		Rebounds				Scoring						
SEASON	TEAM	GP-GS	MIN/AVG	FG-FGA	FG%	3FG-3FGA	3FG%	FT-FTA	FT%	OFF	DEF	TOT	AVG	PF-FO	A	TO	BLK	STL	PTS	AVG
2018-19	WSU	31-1	360/11.6	30-67	.448	12-34	.353	10-13	.769	10	45	55	1.8	48-0	13	23	8	13	82	2.6
2019-20	WSU	29-18	506/17.5	44-128	.344	21-71	.296	22-31	.710	29	65	94	3.2	41-0	11	14	12	14	131	4.5
2020-21	WSU	23-7	456/19.8	45-107	.421	21-62	.339	34-39	.872	31	67	98	4.3	36-1	12	13	3	15	145	6.3
2021-22	IowaSt	33-8	726/22.0	60-139	.432	36-91	.396	44-62	.710	31	97	128	3.9	73-1	33	19	16	28	200	6.1
TOTAL FOR IowaSt		33-8	726/22.0	60-139	.432	36-91	.396	44-62	.710	31	97	128	3.9	73-1	33	19	16	28	200	6.1
TOTAL		116-34	2048/17.7	179-441	.406	90-258	.349	110-145	.759	101	274	375	3.2	198-2	69	69	39	70	558	4.8

CAREER STATISTICS VS. WISCONSIN

No Games Played

11

TYRESE HUNTER

📍 @hunter_tyrese 📍 @walking_.bucket

Freshman, Guard, 6-0, 178
Racine, Wis. (St. Catherine's HS)



CAREER HIGHS

Points:	23 vs. LSU (3/18/22)
FG:	9 at Oklahoma (1/8/22)
FGA:	17 vs. Xavier (11/24/21)
3FG:	7 vs. LSU (3/18/22)
3FGA:	11 vs. LSU (3/18/22)
FT:	9 vs. Alabama State (11/16/21)
FTA:	10, three times
Off. Reb:	2, twice
Def. Reb:	7 at Kansas State (2/26/22)
Reb:	8 vs. Iowa (12/9/21)
Assists:	13 at Baylor (3/5/22)
Blocks:	2 vs. TCU (1/22/22)
Steals:	5, three times
Minutes:	39 vs. Baylor (3/5/22)

PERSONAL BENCHMARKS

	Season	Career
Games	33	33
Starts	33	33
Double-Figure Points	19	19
20+ Points	3	3
Double-Figure Rebounds	-	-
Double-Figure Assists	2	2
Double-Doubles	1	1
5+ Assists	14	14
Consecutive Games Started		33
Consecutive Free Throws Made		-
Consecutive Games w/10+ Points		1
Consecutive Games w/20+ Points		1
Consecutive Games w/a 3-pointer		8

2021-22 PLAYER TRENDS

Team Record w/10+ Points	13-6
Team Record w/20+ Points	1-2
Team Record w/10+ Assists	1-1

UPCOMING MILESTONES

- 16 assists from 5th all-time among Big 12 freshmen.
- One steal to set ISU freshman record.

BEST PERFORMANCES

- **at Baylor:** Dished out 13 assists and had just three turnovers at Baylor, the second-most dimes by a Cyclone freshman in a single game.
- **at Kansas State:** Posted first career double-double, finishing with 17 points and 10 assists in win against K-State.
- **vs. Oklahoma:** Posted first 20-point game of his career and also had four steals.
- **vs. Iowa:** Flirted with a triple-double, posting 11 points, eight rebounds and six assists against the Hawkeyes.

HUNTER QUICK HITS

- Big 12 Freshman of the Year ... Big 12 All-Freshman Team.
- First Cyclone freshman to start in a season opener since Talen Horton-Tucker (2018-19).
- Originally committed to Iowa State under former coach Steve Prohm ... Hunter stayed true to his word as Otzelberger re-recruited the Racine, Wisconsin, native to the school.
- Played at St. Catherine's for Nick Bennett, nephew of Dick Bennett and cousin of Tony Bennett, and helped the Angels to a 53-1 record his last two seasons ... won Division 3 state title as a senior. ... a consensus four-star recruit ... second-highest ranked ISU recruit during the internet rankings era (Craig Brackins).
- Was his team's most valuable player at the 2021 Allen Iverson Roundball Classic.

CAREER STATISTICS

HUNTER, Tyrese

				Field Goals		3-Point		F-Throws		Rebounds								Scoring		
SEASON	TEAM	GP-GS	MIN/AVG	FG-FGA	FG%	3FG-3FGA	3FG%	FT-FTA	FT%	OFF	DEF	TOT	AVG	PF-FO	A	TO	BLK	STL	PTS	AVG
2021-22	IowaSt	33-33	1057/32.0	133-334	.398	36-128	.281	66-97	.680	18	95	113	3.4	66-0	160	108	9	65	368	11.2
TOTAL		33-33	1057/32.0	133-334	.398	36-128	.281	66-97	.680	18	95	113	3.4	66-0	160	108	9	65	368	11.2

CAREER STATISTICS VS. WISCONSIN

No Games Played

12

ROBERT JONES

 @robbyj1415  @rbtjns12

 Junior, Forward, 6-9, 245
 Prior Lake, Minn. (Denver/Prior Lake HS)


SEASON HIGHS

Points:	12 at Baylor (3/5/22)
FG:	6 at Baylor (3/5/22)
FGA:	8 at Baylor (3/5/22)
3FG:	0
3FGA:	0
FT:	2, twice
FTA:	4 at Texas Tech (1/18/22)
Off. Reb:	5 at Baylor (3/5/22)
Def. Reb:	4 vs. LSU (3/18/22)
Reb:	7 at Texas Tech (1/18/22)
Assists:	5 at Oklahoma State (1/26/22)
Blocks:	2 at Texas Tech (1/18/22)
Steals:	2, three times
Minutes:	21 vs. Kansas (2/1/22)

CAREER HIGHS

Points:	23 vs. Regis (11/28/20)
FG:	10, twice
FGA:	19 vs. Regis (11/28/20)
3FG:	0
3FGA:	0
FT:	7 at South Dakota (1/5/20)
FTA:	11 at South Dakota (1/5/20)
Off. Reb:	6 vs. South Dakota State (1/8/20)
Def. Reb:	9 vs. Omaha (2/27/21)
Reb:	11 vs. South Dakota State (1/8/20)
Assists:	5 at Oklahoma State (1/26/22)
Blocks:	5 vs. Omaha (2/27/21)
Steals:	3 vs. Southeast Missouri State (11/30/19)
Minutes:	35 vs. North Dakota State (3/7/20)

PERSONAL BENCHMARKS

	Season	Career
Games	32	78 (32*)
Starts	7	44 (7*)
Double-Figure Points	1	19 (1*)
20+ points	-	0 (0*)
Double-Figure Rebounds	-	2 (0*)
Double-Doubles	-	2 (0*)
4+ Blocks	-	1 (0*)
*at ISU		

Consecutive Games Started	1
Consecutive Games w/10+ points	-
Consecutive Games w/20+ points	-
Consecutive Games w/a block	-
Consecutive Free Throws Made	1

2021-22 PLAYER TRENDS

Team Record w/10+ Points	0-1
Team Record w/20+ Points	-
Team Record w/10+ Rebounds	-

UPCOMING MILESTONES

- 4 rebounds from 300 in career.

BEST PERFORMANCES

- **at Baylor:** Scored 12 points and was 6-for-8 from the field against the Bears...had five offensive boards.
- **at Kansas State:** Was 4-for-4 and finished with eight points off the bench...also pulled down four boards.
- **vs. Regis:** Scored a career-high 23 points.
- **vs. Omaha:** Had 13 points and 10 rebounds against Omaha in the 2020-21 season finale.

JONES QUICK HITS

- Transfer from Denver where he played in 46 games and made 37 starts.
- Motor. Enthusiasm. Ability to run the floor ... Jones excels in those areas and is a physical defensive presence that proved during the recruiting process that his top priority was impacting a winning culture.
- Connected on nearly 57 percent of his field goal attempts at Denver.
- Son of Kenderick and Laura Jones.

CAREER STATISTICS

JONES, Robert

				Field Goals		3-Point		F-Throws		Rebounds				Scoring							
SEASON	TEAM	GP-GS	MIN/AVG	FG-FGA	FG%	3FG-3FGA	3FG%	FT-FTA	FT%	OFF	DEF	TOT	AVG	PF-FO	A	TO	BLK	STL	PTS	AVG	
2019-20	Denver	31-23	734/23.7	118-204	.578	0-0	.000	44-101	.436	56	91	147	4.7	88-2	25	57	11	25	280	9.0	
2020-21	Denver	15-14	316/21.1	56-104	.538	0-0	.000	24-42	.571	20	55	75	5.0	48-5	7	27	14	9	136	9.1	
2021-22	IowaSt	32-7	389/12.2	40-79	.506	0-0	.000	11-33	.333	29	45	74	2.3	54-2	26	25	15	13	91	2.8	
TOTAL FOR IowaSt		32-7	389/12.2	40-79	.506	0-0	.000	11-33	.333	29	45	74	2.3	54-2	26	25	15	13	91	2.8	
TOTAL		78-44	1439/18.5	214-387	.553	0-0	.000	79-176	.449	105	191	296	3.8	190-9	58	109	40	47	507	6.5	

CAREER STATISTICS VS. WISCONSIN

No Games Played

15

CARTER BOOTHE

📍 @Boothey24 📍 @c_boothe

Senior, Guard, 6-0, 200
Leon, Iowa (Central Decatur HS)



SEASON HIGHS

Points:	2 vs. Chicago State (12/21/21)
FG:	0
FGA:	1 vs. Chicago State (12/21/21)
3FG:	0
3FGA:	1 vs. Chicago State (12/21/21)
FT:	2 vs. Chicago State (12/21/21)
FTA:	2 vs. Chicago State (12/21/21)
Off. Reb:	0
Def. Reb:	0
Reb:	0
Assists:	1 vs. Chicago State (12/21/21)
Blocks:	0
Steals:	1 vs. Chicago State (12/21/21)
Minutes:	4 vs. Grambling State (11/21/21)

CAREER HIGHS

Points:	3 vs. Texas (2/15/20)
FG:	1 vs. Texas (2/15/20)
FGA:	1, many times
3FG:	1 vs. Texas (2/15/20)
3FGA:	1, many times
FT:	2, twice
FTA:	2, twice
Off. Reb:	0
Def. Reb:	1, twice
Reb:	1, twice
Assists:	1, three times
Blocks:	0
Steals:	1 vs. Chicago State (12/21/21)
Minutes:	4 vs. Grambling State (11/21/21)

PERSONAL BENCHMARKS

	Season	Career
Games	6	17
Starts	-	0
Double-Figure Points	-	0
Double-Figure Rebounds	-	0

BEST PERFORMANCES

- **vs. Texas:** Connected on a 3-pointer against the Longhorns in 2020.

BOOTHE QUICK HITS

- Senior walk-on from Leon, Iowa.
- Three-Time Academic All-Big 12 Second Team.

CAREER STATISTICS

BOOTHE, Carter

SEASON	TEAM	GP-GS	MIN/AVG	Field Goals		3-Point		F-Throws		Rebounds				Scoring			
				FG-FGA	FG%	3FG-3FGA	3FG%	FT-FTA	FT%	OFF	DEF	TOT	AVG	PF-FO	A	TO	BLK
2018-19	IowaSt	3-0	7/2.3	0-2	.000	0-1	.000	0-0	.000	0	1	1	0.3	2-0	1	1	0
2019-20	IowaSt	7-0	11/1.6	1-4	.250	1-4	.250	2-2	1.000	0	1	1	0.1	1-0	1	1	0
2020-21	IowaSt	1-0	1/1.2	0-0	.000	0-0	.000	0-0	.000	0	0	0	0.0	0-0	0	0	0
2021-22	IowaSt	6-0	8/1.3	0-1	.000	0-1	.000	2-2	1.000	0	0	0	0.0	0-0	1	0	1
TOTAL		17-0	27/1.6	1-7	.143	1-6	.167	4-4	1.000	0	2	2	0.1	3-0	3	2	0

CAREER STATISTICS VS. WISCONSIN

No Games Played



SEASON HIGHS

Points:	8 at Texas Tech (1/18/22)
FG:	2, four times
FGA:	4 at West Virginia (2/8/22)
3FG:	1 at Kansas State (2/26/22)
3FGA:	1, twice
FT:	4 at Texas Tech (1/18/22)
FTA:	5 at Texas Tech (1/18/22)
Off. Reb:	2, three times
Def. Reb:	3 vs. Grambling State (11/21/21)
Reb:	3, twice
Assists:	3 at Kansas State (2/26/22)
Blocks:	1 vs. Oklahoma State (3/2/22)
Steals:	3 at West Virginia (2/8/22)
Minutes:	22 at West Virginia (2/8/22)

CAREER HIGH

Points:	10 vs. TCU (2/9/21)
FG:	4, twice
FGA:	12 vs. Kansas (2/11/21)
3FG:	2 vs. TCU (2/9/21)
3FGA:	3, four times
FT:	4, twice
FTA:	5 at Texas Tech (1/18/22)
Off. Reb:	2, four times
Def. Reb:	14 vs. Kansas (2/13/21)
Reb:	14 vs. Kansas (2/13/21)
Assists:	6 vs. West Virginia (2/2/21)
Blocks:	2 vs. Oklahoma State (1/25/21)
Steals:	3, four times
Minutes:	38, twice

PERSONAL BENCHMARKS

	Season	Career
Games	15	37
Starts	-	9
Double-Figure Points	-	1
Double-Figure Rebounds	-	1
Consecutive Games Started	-	-
Consecutive Free Throws Made	-	-

2021-22 PLAYER TRENDS

Team Record w/10+ Points	-
Team Record w/20+ Points	-
Team Record w/10+ Rebounds	-

UPCOMING MILESTONES

- None

BEST PERFORMANCES

- **at Kansas State:** Had five points, three assists, two rebounds and two steals, including the game-clinching steal in 2022.
- **vs. Kansas:** Had 14 rebounds and four assists against the Jayhawks in 2021.
- **vs. TCU:** Scored career-high 10 points against the Horned Frogs in 2021.

WALKER QUICK HITS

- Played in 22 games, making nine starts, as a freshman ... most starts among this season's returnees.
- Prepped at Core 4 Prep and Discovery High School (Ga.) ... missed much of senior season after suffering a left leg cartilage injury that required surgery ... returned to full activity in late October.
- Picked Iowa State over offers from Mississippi, Mississippi State, Georgia Tech and New Mexico.

CAREER STATISTICS

WALKER, Jaden

				Field Goals		3-Point		F-Throws		Rebounds								Scoring		
SEASON	TEAM	GP-GS	MIN/AVG	FG-FGA	FG%	3FG-3FGA	3FG%	FT-FTA	FT%	OFF	DEF	TOT	AVG	PF-FO	A	TO	BLK	STL	PTS	AVG
2020-21	IowaSt	22-9	397/18.0	26-71	.366	6-21	.286	13-16	.813	5	60	65	3.0	39-2	31	38	4	21	71	3.2
2021-22	IowaSt	15-0	114/7.6	12-24	.500	1-3	.333	7-14	.500	8	6	14	0.9	14-0	9	12	1	9	32	2.1
TOTAL		37-9	511/13.8	38-95	.400	7-24	.292	20-30	.667	13	66	79	2.1	53-2	40	50	5	30	103	2.8

CAREER STATISTICS VS. WISCONSIN

No Games Played



SEASON HIGHS

Points:	30 vs. Memphis (11/26/21)
FG:	10 vs. Memphis (11/26/21)
FGA:	18 vs. Memphis (11/26/21)
3FG:	6 vs. Texas (1/15/22)
3FGA:	12 vs. Texas (1/15/22)
FT:	8 vs. Kennesaw State, 11/9/21
FTA:	13 vs. Kennesaw State, 11/9/21
Off. Reb:	2, twice
Def. Reb:	8 vs. Memphis (11/26/21)
Reb:	8 vs. Memphis (11/26/21)
Assists:	8 vs. Chicago State (12/21/21)
Blocks:	1, twice
Steals:	5 vs. Memphis (11/26/21)
Minutes:	40 vs. Kansas State (2/12/22)

CAREER HIGHS

Points:	34 vs. Oklahoma State (12/21/19)
FG:	11 vs. Oklahoma State (12/21/19)
FGA:	18 vs. Memphis (11/26/21)
3FG:	8 vs. Nebraska (3/8/20)
3FGA:	12, twice
FT:	8 vs. Kennesaw State (11/9/21)
FTA:	13 vs. Kennesaw State (11/9/21)
Off. Reb:	4 at Wisconsin (12/31/20)
Def. Reb:	8 vs. Memphis (11/26/21)
Reb:	8, three times
Assists:	8 vs. Chicago State (12/21/21)
Blocks:	3 vs. Wisconsin (2/6/19)
Steals:	5, twice
Minutes:	48 at Purdue (1/2/20)

PERSONAL BENCHMARKS

	Season	Career
Games	33	121 (33*)
Starts	33	121 (33*)
Double-Figure Points	10	51 (10*)
20+ Points	2	9 (2*)
30+ Points	1	2 (1*)
4+ 3-Pointers Made	2	13 (2*)
Double-Figure Rebounds	-	-(0*)

Consecutive Games Started	33
Consecutive Free Throws Made	1
Consecutive Games w/a 3-pointer	1

2021-22 PLAYER TRENDS

Team Record w/10+ Points	7-3
Team Record w/20+ Points	2-0
Team Record w/30+ Points	1-0
Team Record w/10+ Rebounds	-

UPCOMING MILESTONES

- None

BEST PERFORMANCES

- vs. Memphis:** Scored 30 points on 10-of-18 shooting to lead Iowa State past Memphis ... hit 3-of-5 threes and 7-of-9 free throws ... matched career highs with eight boards and five steals.
- vs. Oklahoma State:** Playing at Minnesota, made 7-of-9 three-pointers and scored a career-high 34 points against the Cowboys.
- vs. Nebraska:** Playing at Minnesota, hit a career-best eight three-pointers on 11 attempts to finish with 26 points against the Huskers.

KALSCHUR QUICK HITS

- MVP and All-Tournament Team at Upsie NIT Season Tip-Off ... Big 12 Player and Newcomer of the Week (Nov. 29) ... Big 12 Newcomer of the Week (Jan. 17).
- Surpassed 1,000 career points with 30-point outing against Memphis.
- In search of shooting last spring, the Cyclones added the Minnesota transfer who made 180 three-pointers in three seasons ... was a team captain for the Gophers.
- Started first 88 games of his career until a broken right hand sidelined him for final eight games of 2020-21 season.
- Kalschur immediately added leadership, toughness, defensive prowess and basketball IQ to team.
- Kalschur has proven multiple times that when he's hot, you get him the ball ... at Minnesota he hit four or more 3-pointers in 11 games, including games of 8-for-11, 7-for-9, 7-for-12, 6-for-8 and 6-for-6.
- Son of Craig and LeeAnna Kalschur ... mother played basketball at Nebraska and Cal Poly.

CAREER STATISTICS

KALSCHUR, Gabe

SEASON	TEAM	GP-GS	MIN/AVG	Field Goals		3-Point		F-Throws		Rebounds				Scoring						
				FG-FGA	FG%	3FG-3FGA	3FG%	FT-FTA	FT%	OFF	DEF	TOT	AVG	PF-FO	A	TO	BLK	STL	PTS	AVG
2018-19	MINN	36-36	1107/30.7	118-283	.417	77-188	.410	48-64	.750	21	50	71	2.0	97-1	41	37	12	28	361	10.0
2019-20	MINN	31-31	1034/33.4	127-338	.376	76-223	.341	31-44	.705	17	67	84	2.7	79-0	46	45	8	31	361	11.6
2020-21	MINN	21-21	646/30.8	59-187	.316	27-110	.245	49-57	.860	24	37	61	2.9	44-1	37	30	3	16	194	9.2
2021-22	IowaSt	33-33	1010/30.6	108-307	.352	38-160	.238	46-68	.676	15	60	75	2.3	103-6	59	86	2	40	300	9.1
TOTAL FOR IowaSt		33-33	1010/30.6	108-307	.352	38-160	.238	46-68	.676	15	60	75	2.3	103-6	59	86	2	40	300	9.1
TOTAL		121-121	3797/31.4	412-1115	.370	218-681	.320	174-233	.747	77	214	291	2.4	323-8	183	198	25	115	1216	10.0

CAREER STATISTICS VS. WISCONSIN

8.4 ppg, 3.0 rpg - All Games At Minnesota

Date	MP	FG-Att	Pct	3Pt-Att	Pct	FT-Att	Pct	PF	Off	Def	Tot	A	TO	BS	S	TP
1/3/19	26	1-4	.250	1-3	.333	0-0	.000	2	0	0	0	0	1	0	1	3
2/6/19	38	3-8	.375	1-5	.200	1-2	.500	2	0	4	4	0	2	3	1	8
2/5/20	36	4-14	.286	3-8	.375	0-0	.000	3	1	2	3	0	0	0	0	11
3/1/20	27	2-5	.400	1-3	.333	0-0	.000	4	0	1	1	0	1	0	0	5
12/31/21	37	4-12	.333	3-10	.300	4-5	.800	0	4	3	7	2	3	0	0	15
TOTALS	164	14-43	.326	9-29	.310	5-7	.714	11	5	10	15	2	7	3	2	42

23

TRISTAN ENARUNA

@TristanEnaruna @kiddtris

Junior, Guard/Forward, 6-8, 220
Almere, Netherlands (Kansas/
Wasatch Academy (HS))



SEASON HIGHS

Points:	23 vs. Baylor (1/1/22)
FG:	8, twice
FGA:	11 vs. Baylor (1/1/22)
3FG:	1, three times
3FGA:	2 at Texas Tech (1/18/22)
FT:	7 vs. Baylor (1/1/22)
FTA:	8 vs. Baylor (1/1/22)
Off. Reb:	4, twice
Def. Reb:	7 vs. Chicago State (12/21/21)
Reb:	10 vs. Chicago State (12/21/21)
Assists:	2, twice
Blocks:	2, four times
Steals:	3 vs. Baylor (1/1/22)
Minutes:	31 at Texas Tech (1/18/22)

CAREER HIGHS

Points:	23 vs. Baylor (1/1/22)
FG:	8, twice
FGA:	11 vs. Baylor (1/1/22)
3FG:	2 at TCU, 1/5/21
3FGA:	4, three times
FT:	7 vs. Baylor (1/1/22)
FTA:	8 vs. Baylor (1/1/22)
Off. Reb:	4, twice
Def. Reb:	7 vs. Chicago State (12/21/21)
Reb:	10 vs. Chicago State (12/21/21)
Assists:	4 vs. East Tennessee State (11/19/19)
Blocks:	2, many times
Steals:	4 vs. East Tennessee State (11/19/19)
Minutes:	31 at Texas Tech (1/18/22)

PERSONAL BENCHMARKS

	Season	Career
Games	30	85 (30*)
Starts	26	26 (26*)
Double-Figure Points	4	5 (4*)
20+ Points	1	1 (1*)
Double-Figure Rebounds	1	1 (1*)
Double-Doubles	1	1 (1*)
*at ISU		
Consecutive Games Started		1
Consecutive Games w/10+ Points		-
Consecutive Free Throws Made		1
Consecutive Games w/a block		-

2021-22 PLAYER TRENDS

Team Record w/10+ Points	3-1
Team Record w/20+ Points	0-1
Team Record w/10+ Rebounds	1-0
Team Record w/a block	9-1

BEST PERFORMANCES

- **vs. Baylor:** Scored a career-high 23 points and pulled down eight rebounds ... was 8-for-11 from the field and 7-for-8 from the line ... had a season-high three steals.
- **vs. Chicago State:** Posted his first career double-double with 19 points and 10 rebounds against the Cougars...was 8-for-10 from the field.
- **vs. Grambling State:** Scored 15 points on 7-for-10 shooting...also had nine rebounds.

ENARUNA QUICK HITS

- Transferred to Iowa State from Kansas ... believed to be the first player to transfer to the Cyclones from a conference foe.
- A skilled wing with great length ... can make plays off the dribble, finish at the rim and knock down perimeter shots.
- Played internationally for Netherlands at the U18 FIBA European Championships ... one of three Cyclones with international experience (Conditt, Puerto Rico; Kunc, Slovenia).
- Son of Eddy Enaruna and Anneliese Breijer ... older brother, Iyen, plays basketball at Evansville.
- Played many sports growing up, including karate and gymnastics.

CAREER STATISTICS

ENARUNA, Tristan

SEASON	TEAM	GP-GS	MIN/AVG	Field Goals		3-Point		F-Throws		Rebounds				Scoring			
				FG-FGA	FG%	3FG-3FGA	3FG%	FT-FTA	FT%	OFF	DEF	TOT	AVG	PF-FO	A	TO	BLK
2019-20	KU	30-0	329/11.0	26-76	.342	8-31	.258	11-22	.500	18	47	65	2.2	22-0	19	28	10
2020-21	KU	25-0	235/9.4	27-65	.415	5-22	.227	12-18	.667	17	24	41	1.6	19-0	8	21	4
2021-22	IowaSt	31-25	462/14.9	60-110	.545	3-10	.300	19-26	.731	34	58	92	3.0	27-0	10	26	14
TOTAL FOR IowaSt		31-25	462/14.9	60-110	.545	3-10	.300	19-26	.731	34	58	92	3.0	27-0	10	26	14
TOTAL		86-25	1026/11.9	113-251	.450	16-63	.254	42-66	.636	69	129	198	2.3	68-0	37	75	28

CAREER STATISTICS VS. WISCONSIN

No Games Played

CAREER NCAA TOURNAMENT STATS

#1 Izaiah Brockington - 8.0 ppg, 2.0 rpg, 1.0 apg

Date	MP	FG-Att	Pct	3Pt-Att	Pct	FT-Att	Pct	PF	Off	Def	Tot	A	TO	BS	S	TP
UCLA (2018)	9	0-1	.000	0-0	.000	0-0	.000	0	0	1	1	0	0	0	0	0
Florida (2018)	5	1-1	1.000	0-0	.000	3-4	.750	0	1	0	1	2	0	0	0	5
LSU (2022)	38	6-16	.375	1-4	.250	6-8	.750	3	2	2	4	1	2	0	3	19
TOTALS	52	7-18	.388	1-4	.250	9-12	.750	3	3	3	6	3	2	0	3	24

#2 Caleb Grill - 8.0 ppg, 4.0 rpg, 1.0 apg

Date	MP	FG-Att	Pct	3Pt-Att	Pct	FT-Att	Pct	PF	Off	Def	Tot	A	TO	BS	S	TP
LSU (2022)	28	3-14	.214	2-11	.182	0-0	.000	4	1	3	4	1	0	0	2	8
TOTALS	28	3-14	.214	2-11	.182	0-0	.000	4	1	3	4	1	0	0	2	8

#3 Tre Jackson - 0.0 ppg, 1.0 rpg, 0.0 apg

Date	MP	FG-Att	Pct	3Pt-Att	Pct	FT-Att	Pct	PF	Off	Def	Tot	A	TO	BS	S	TP
LSU (2022)	6	0-2	.000	0-2	.000	0-0	.000	0	0	1	1	0	0	0	0	0
TOTALS	6	0-2	.000	0-2	.000	0-0	.000	0	0	1	1	0	0	0	0	0

#4 George Conditt IV - 0.0 ppg, 1.0 rpg, 1.5 bpg

Date	MP	FG-Att	Pct	3Pt-Att	Pct	FT-Att	Pct	PF	Off	Def	Tot	A	TO	BS	S	TP
Ohio State (2019)	4	0-0	.000	0-0	.000	0-0	.000	0	0	1	1	0	0	1	0	0
LSU (2022)	10	0-0	.000	0-0	.000	0-0	.000	1	1	0	1	1	0	2	0	0
TOTALS	14	0-0	.000	0-0	.000	0-0	.000	1	1	1	2	1	0	3	0	0

#5 Aljaz Kunc - 3.0 ppg, 4.0 rpg, 2.0 bpg

Date	MP	FG-Att	Pct	3Pt-Att	Pct	FT-Att	Pct	PF	Off	Def	Tot	A	TO	BS	S	TP
LSU (2022)	26	1-3	.333	1-3	.333	0-0	.000	2	0	4	4	1	0	2	2	3
TOTALS	26	1-3	.333	1-3	.333	0-0	.000	2	0	4	4	1	0	2	2	3

#11 Tyrese Hunter - 23.0 ppg, 3.0 rpg, 3.0 apg, 5.0 spg

Date	MP	FG-Att	Pct	3Pt-Att	Pct	FT-Att	Pct	PF	Off	Def	Tot	A	TO	BS	S	TP
LSU (2022)	34	8-13	.615	7-11	.636	0-0	.000	2	0	3	3	3	3	0	5	23
TOTALS	34	8-13	.615	7-11	.636	0-0	.000	2	0	3	3	3	3	0	5	23

#12 Robert Jones- 0.0 ppg, 4.0 rpg, 2.0 apg

Date	MP	FG-Att	Pct	3Pt-Att	Pct	FT-Att	Pct	PF	Off	Def	Tot	A	TO	BS	S	TP
LSU (2022)	17	0-0	.000	0-0	.000	0-0	.000	2	0	4	4	2	1	0	0	0
TOTALS	17	0-0	.000	0-0	.000	0-0	.000	2	0	4	4	2	1	0	0	0

#22 Gabe Kalscheur - 10.0 ppg, 4.3 rpg, 1.0 apg

Date	MP	FG-Att	Pct	3Pt-Att	Pct	FT-Att	Pct	PF	Off	Def	Tot	A	TO	BS	S	TP
Louisville (2019)	38	8-14	.571	5-11	.455	3-4	.750	3	3	5	8	0	2	0	0	24
Michigan State (2019)	28	0-5	.000	0-4	.000	2-2	1.000	4	0	1	1	0	1	0	1	2
LSU (2022)	30	1-7	.143	1-6	.167	1-2	.500	4	2	2	4	3	4	0	3	4
TOTALS	96	9-26	.346	6-21	.286	6-8	.750	11	5	8	13	3	7	0	4	30

#23 Tristan Enaruna- 2.0 ppg, 2.0 rpg, 2.0 apg

Date	MP	FG-Att	Pct	3Pt-Att	Pct	FT-Att	Pct	PF	Off	Def	Tot	A	TO	BS	S	TP
LSU (2022)	11	1-1	1.000	0-0	.000	0-0	.000	2	1	1	2	2	0	0	0	2
TOTALS	11	1-1	1.000	0-0	.000	0-0	.000	2	1	1	2	2	0	0	0	2

2021-22 BOX SCORES



Official Basketball Box Score - Final
Kennesaw State at Iowa State
11/09/21 James H. Hilton Coliseum, Ames, Iowa
2021-22 Men's Basketball

Game Time: 7:01 PM
Game Duration: 2:21
Attendance: 12,180

Officials: Doug Simons, Rick Crawford, Bianca Burns

Kennesaw State - 73

Record: 0-1

NO.	Name	Min	FG	3P	FT	Rebounds	Fouls	TP	AS	TO	ST	Blocks	+/-
			M-A	M-A	M-A	OR DR TOT	PF FD					BS BA	
0	Demond Robinson	F 20:52	0-3	0-0	0-1	1 3 4	1 2 0	0	6	0	0	1	-13
1	Terrill Burden	G 32:04	4-8	0-1	13-19	1 3 3	2 15 21	2	7	0	0	0	-18
3	Chris Youngblood	G 34:24	3-9	1-7	9-19	1 7 8	3 6 16	1	2	0	0	0	-18
5	Brandon Stroud	G 23:02	2-4	0-1	0-0	2 2 4	4 2 4	4	1	3	3	1	-12
22	Spencer Rodgers	G 23:46	5-11	2-5	0-0	0 1 1	5 0 12	1	1	1	1	0	-7
2	Nate Springs	13:05	2-4	1-2	0-0	0 1 1	1 0 5	0	1	1	2	0	6
10	Alex Peterson	18:33	1-1	0-0	0 0 0	1 2 3	1 0 2	0	2	2	0	0	2
12	Jamir Moultrie	13:25	3-5	3-3	3-4	1 0 1	5 3 12	0	1	2	0	0	8
13	Kasen Jennings	19:09	0-1	0-1	1-2	0 1 1	4 2 1	1	0	1	0	0	-3
4	Cole LaRue	01:40	0-0	0-0	0-0	0 0 0	0 0 0	0	0	1	0	0	0
Team						1 4 5		0	0				
Totals			20-46	7-20	26-36	7 24 31	26 30 73	6	24	11	1	1	-11

Technical Fouls:Kalscheur 2nd 12:32

Iowa State - 84

Record: 1-0

NO.	Name		Min	FG	3P	FT	Rebounds	Fouls	TP	AS	TO	ST	Blocks	+/-	
				M-A	M-A	M-A	OR DR TOT	PF FD					BS BA		
12	Robert Jones	F	11:23	0-0	0-0	2-2	1 3 4	2 1 1	2	2	2	0	1	0	6
23	Tristan Enaruna	F	16:08	1-2	0-1	2-2	0 1 1	2 1 4	2	3	2	2	0	0	2
1	Izaiah Brockington	G	27:39	6-10	1-2	5-5	2 4 6	5 5 18	2	3	2	0	0	15	0
11	Tyrese Hunter	G	19:59	3-6	2-4	3-6	1 5 6	4 4 11	5	1	5	2	4	0	9
22	Gabe Kalscheur	G	32:35	5-11	1-6	8-13	0 0 0	4 10 19	1	6	2	0	0	2	2
2	Caleb Grill		29:37	4-8	2-5	1-2	1 1 2	2 0 1	11	2	0	2	0	1	7
4	George Condit		24:38	4-4	0-0	1-3	1 3 4	5 3 9	1	4	0	0	0	11	0
5	Aljaz Kunc		13:23	0-2	0-1	0-0	0 1 1	2 0 0	0	1	1	1	0	0	-2
3	Tre Jackson		24:38	4-8	2-6	0-0	0 2 2	5 1 10	0	2	2	1	0	0	5
Team							0 3 3		0	0					
Totals				27-51	8-25	22-33	6 23 29	31 25 84	16	22	14	1	1	11	

Technical Fouls:Kalscheur 2nd 6:14

	KEN	ISU
Biggest lead	0 (1 st 20:00)	17 (2 nd 9:50)
Best Scoring Run	10 (2 nd 7:05)	9 (2 nd 17:38)
Lead Changes	0	
Times Tied	0	
Time with Lead	00:00	38:43

Game Notes:Fouled Out: KEN #22 Rodgers (12:32); ISU #1 Brockington (6:22); KEN #12 Moultrie (6:14); ISU #3 Jackson (1:43); ISU #4 Condit (0:36.1) *

Shooting By Period		
1 st FG%	10:23	43.5%
3PT%	2-11	18.2%
FT%	7-10	70%
2 nd FG%	10:23	43.5%
3PT%	5-9	55.6%
FT%	19:26	73.1%
GM FG%	20:46	43.5%
3PT%	7-20	35.0%
FT%	26-36	72.2%

Dead Ball Rebounds: 6, 0

Shooting By Period		
1 st FG%	13:25	52.0%
3PT%	4-13	30.8%
FT%	7-12	58.3%
2 nd FG%	14:26	53.8%
3PT%	4-12	33.3%
FT%	15:21	71.4%
GM FG%	27:51	52.9%
3PT%	8-25	32.0%
FT%	22-33	66.7%

Dead Ball Rebounds: 5, 0



Official Basketball Box Score - Final
Oregon St. at Iowa St.
11/12/21 James H. Hilton Coliseum, Ames, Iowa
Iowa State vs. Oregon State

Game Time: 7:01 PM
Game Duration: 2:04
Attendance: 12,401

Officials: Gerry Polard, Tony Padilla, Marques Pettigrew

Oregon St. - 50

Record: 1-1

No.	Name	Min	FG	3P	FT	Rebounds	Fouls	TP	AS	TO	ST	Blocks	+/-	
			M-A	M-A	M-A	OR DR TOT	PF FD					BS BA		
1	Maurice Calloo	F 20:55	3-7	0-2	2-2	0 1 1	3 1 4	8	0	2	0	0	1	0
10	Warith Alatishe	F 30:10	4-11	0-0	0-0	2 7 9	2 1 8	4	2	1	0	1	-5	
12	Roman Silva	C 15:20	3-4	0-0	0-0	1 0 1	0 1 6	0	0	0	0	0	-9	
0	Gianni Hunt	G 30:50	2-8	1-4	0-0	0 0 0	2 1 5	4	3	1	0	0	-15	
2	Jarod Lucas	G 28:27	2-8	2-7	0-0	0 3 3	0 3 6	0	1	0	0	0	-7	
34	Rodrigue Andela	05:21	1-1	0-0	0-0	0 1 1	1 0 2	0	2	0	0	0	-7	
4	Tre Williams	17:31	2-6	0-3	0-2	0 4 4	1 1 4	4	0	0	1	0	-1	
13	Dashawn Davis	17:18	1-5	0-2	1-2	0 0 1	1 1 4	3	1	1	1	0	-3	
44	Ahmad Rand	08:22	1-4	0-1	1-2	0 2 3	3 1 3	0	0	0	0	1	1	
3	Dexter Akanno	11:16	0-3	0-2	1-2	0 2 2	1 1 1	1	1	0	0	0	-3	
24	Isaiah Johnson	02:18	0-0	0-0	0-0	1 0 1	0 0 0	0	0	0	0	0	-1	
5	Xzavier Malone-Key	01:16	0-1	0-1	0-0	0 0 0	1 0 0	0	0	1	0	0	-4	
35	Glenn Taylor Jr.	10:56	1-1	0-0	2-4	0 4 4	0 2 4	0	4	0	1	0	0	4
Team						3 2 5		0	1					
Totals			20-59	3-22	7-14	8 26 34	15 16	50	10	14	7	1	-10	

Technical Fouls:Rand 1st 9:20

Iowa St. - 60

Record: 2-0

NO.	Name	Min	FG	3P	FT	Rebounds	Fouls	TP	AS	TO	ST	Blocks	BS BA	+/-
			M-A	M-A	M-A	OR DR TOT	PF FD							
4	George Condit	F 19:17	2-2	0-0	0-0	1 2 3	4 3 4	4	2	1	1	1	0	6
23	Tristan Enaruna	F 14:12	1-2	0-1	0-0	0 2 2	1 0 2	0	1	1	1	2	0	2
1	Izaiah Brockington	G 37:05	4-12	0-2	2-2	1 11 12	2 4 10	1	3	0	0	0	0	9
11	Tyrese Hunter	G 29:28	4-9	1-6	0-0	0 2 2	1 0 9	7	5	0	0	0	0	0
22	Gabe Kalscheur	G 36:15	6-17	2-8	1-2	1 0 1	3 5 15	4	3	1	0	1	0	5
2	Caleb Grill	26:52	3-7	3-6	0-1	0 4 4	3 1 9	0	2	1	0	0	0	6
5	Aljaz Kunc	14:21	2-4	0-1	0-0	1 3 4	2 0 4	0	1	0	0	0	0	7
12	Robert Jones	11:58	1-1	0-0	0-0	1 2 3	1 1 2	0	0	0	0	1	0	5
3	Tre Jackson	10:32	2-3	1-2	0-0	0 5 5	0 0 5	1	1	0	0	0	0	10
Team						1 2 3		0	2					
Totals			25-57	7-26	3-5	6 33 39	17 14	60	15	19	4	4	1	10

Technical Fouls:Condit 1st 9:20

	OSU	ISU
Biggest lead	1 (1 st 18:32)	16 (2 nd 9:48)
Best Scoring Run	7 (2 nd 5:30)	7 (1 st 3:24)
Lead Changes	2	
Times Tied	1	
Time with Lead	01:06	37:26



Official Basketball Box Score - Final
Alabama State at Iowa State
11/16/21 James H. Hilton Coliseum, Ames, Iowa
2021-22 Men's Basketball

Game Time: 7:02 PM
Game Duration: 2:06
Attendance: 12,100

Officials: Kipp Kissinger, Patrick Adams, Amy Bonner

Alabama State - 60

Record: 0-4

NO.	Name	Min	FG	3P	FT	Rebounds	Fouls	TP	AS	TO	ST	Blocks	+/-
			M-A	M-A	M-A	OR DR TOT	PF FD					BS BA	
0	Trace Young	F 26:46	4-12	1-4	0-0	1 5 6	3 2 9	1	1	1	1	1	4
2	Jordan O'Neal	F 30:40	5-7	0-0	2-2	2 4 6	2 2 12	1	2	1	3	0	-10
5	Juan Reyna	G 25:17	1-5	0-2	0-0	1 3 4	2 3 2	0	4	0	0	0	-17
20	Kenny Strawbridge	G 27:10	3-9	0-0	0-0	1 2 3	1 0 6	3	3	2	0	2	-11
24	Isaiah Range	G 29:05	7-13	0-3	1-4	2 8 10	3 3 15	3	5	1	0	2	-10
3	Gerald Liddell	20:34	2-2	1-1	0-0	0 4 4	5 1 5	1	2	1	0	0	-5
10	Michael Barber	14:30	0-0	0-0	0 0 0	0 3 3	0 0 0	0	3	0	3	0	15
4	E.J. Clark	16:59	2-4	1-3	2-4	0 1 1	0 2 7	1	2	0	0	0	3
11	Jayme Mitchell	03:20	0-1	0-0	0-0	0 0 0	0 0 0	0	0	0	0	0	-5
15	Kevin Stewart	05:40	1-4	1-2	1-2	0 1 1	0 1 4	0	0	0	0	1	-4
Team						5 1 6		0	1				
Totals			25-57	4-15	6-12	12 32 44	19 14 60	10	23	6	7	6	-8

Technical Fouls:NONE

Iowa State - 68

Record: 3-0

NO.	Name	Min	FG	3P	FT	Rebounds	Fouls	TP	AS	TO	ST	Blocks	Bs BA	+/-
			M-A	M-A	M-A	OR DR TOT	PF FD							
4	George Condit	F 13:34	1-1	0-0	0-0	0 4 4	3 0	2	0	0	1	2	0	4
23	Tristan Enaruna	F 12:28	1-3	0-0	0-0	2 2 4	0 0	2	1	1	0	1	5	4
1	Izaiah Brockington	G 36:54	9-17	0-2	5-7	4 9 13	0 4	23	1	0	2	1	2	10
11	Tyrese Hunter	G 32:14	5-16	0-4	9-10	1 1 2	4 6	19	6	1	3	0	2	15
22	Gabe Kalscheur	G 35:41	4-13	0-5	0-0	0 2 2	3 2	8	3	2	2	0	0	1
2	Caleb Grill	25:19	1-8	0-4	0-0	1 1 2	2 1	2	1	1	0	0	0	4
12	Robert Jones	14:34	4-6	0-0	1-2	0 2 2	0 1	9	0	1	0	2	1	5
5	Aljaz Kunc	17:59	1-3	1-3	0-0	2 2 4	1 5	3	0	0	2	1	0	-4
3	Tre Jackson	11:17	0-3	0-2	0-0	0 0 0	1 0	0	1	2	0	0	0	-7
Team						3 0 3		0	0					
Totals		26:70	1:20	15:19	13	23 36	14 19	68	13	8	12	6	7	8

2021-22 BOX SCORES



Official Basketball Box Score - Final
#25 Xavier at Iowa St.
11/24/21 Barclays Center, Brooklyn, NY
2021 Uspie NIT Season Tip-Off

Game Time: 6:00 PM
Game Duration: 1:58
Attendance: 2,804

Officials: Tony Green, Evan Burroughs, Nate Farrell

#25 Xavier - 70

Record: 4-1

NO.	Name	Min	FG	3P	FT	Rebounds	Fouls	TP	AS	TO	ST	Blocks	+/-
M-A	M-A	M-A	M-A	M-A	OR DR TOT	PF FD						BS BA	
21	Jerome Hunter	F 24:45	3-12	0-6	2-2	3 3 6	3 2 8	0	3	1	0	1	-2
23	Dionte Miles	F 16:56	2-2	0-0	2-3	1 1 2	2 2 6	0	2	0	1	0	-16
1	Paul Scruggs	G 32:28	1-14	1-5	0-0	0 1 1	2 1 3	3	5	1	0	0	-22
3	Colby Jones	G 36:49	4-7	0-1	3-6	6 6 12	0 4 11	3	0	0	0	0	-15
10	Nate Johnson	G 31:00	3-6	1-4	1-2	1 4 5	2 1 8	1	8	1	5	0	-11
24	Jack Nunge	23:04	9-11	1-3	5-6	3 1 4	3 6 24	0	0	1	2	0	-4
11	Dwon Odum	28:49	4-5	0-1	2-2	1 3 4	3 2 10	1	2	4	0	0	-4
14	Ben Stanley	03:33	0-3	0-1	0-0	0 0 0	1 0 0	0	0	0	0	0	0
15	KyKy Tandy	02:36	0-0	0-0	0-0	0 0 0	0 0 0	0	0	0	0	0	2
Team					1 4 5		0	0					
Totals			26-60	3-21	15-21	16 23 39	16 18 70	8	17	7	3	1	-12

Technical Fouls:Nunge 2nd 15:20

Shooting By Period	1 st	2 nd	3 rd	4 th	5 th
1 st FG%	17.35	46.6%			
3PT%	2.12	16.7%			
FT%	3.4	75%			
2 nd FG%	9.25	36.0%			
3PT%	1.9	11.1%			
FT%	12.17	70.6%			
GM FG%	26.60	43.3%			
3PT%	3.21	14.3%			
FT%	15.21	71.4%			

Dead Ball Rebounds: 2, 0

Iowa St. - 82

Record: 5-0

NO.	Name	Min	FG	3P	FT	Rebounds	Fouls	TP	AS	TO	ST	Blocks	+/-
M-A	M-A	M-A	M-A	M-A	OR DR TOT	PF FD						BS BA	
4	George Conditt	F 16:19	5-7	0-0	0-0	3 2 5	5 0 10	2	0	2	0	0	15
23	Tristan Enaruna	F 18:02	2-2	0-0	0-0	2 1 3	2 1 4	0	2	0	1	0	5
1	Izaiah Brockington	G 37:35	12-19	4-6	2-4	6 2 4	2 4 30	3	2	0	0	1	12
11	Tyrese Hunter	G 29:26	8-17	3-4	0-1	1 3 4	2 2 19	2	3	5	0	0	-3
22	Gabe Kalscheur	G 34:15	4-13	2-6	2-2	0 5 5	1 2 12	1	3	3	0	2	15
2	Caleb Grill	09:47	0-1	0-0	0-0	0 0 0	0 0 0	0	0	0	0	0	-7
5	Aljaz Kunc	22:56	1-2	0-1	0-0	0 3 3	4 1 2	1	0	0	0	0	7
12	Robert Jones	17:56	1-3	0-0	0-0	2 3 5	3 2 2	2	0	0	0	0	5
3	Tre Jackson	13:44	1-2	1-2	0-0	0 0 0	0 3 3	1	0	0	0	0	11
Team					1 2 0		0	2					
Totals			34-66	10-20	4-7	11 22 33	19 15 82	12	12	10	1	3	12

Technical Fouls:Conditt 2nd 15:20

Shooting By Period	1 st	2 nd	3 rd	4 th	5 th
1 st FG%	15.34	44.1%			
3PT%	4.8	50.0%			
FT%	4.6	66.7%			
2 nd FG%	19.32	59.4%			
3PT%	6.12	50.0%			
FT%	0.1	0%			
GM FG%	34.66	51.5%			
3PT%	10.20	50.0%			
FT%	4.7	57.1%			

Dead Ball Rebounds: 1, 0

	XU	ISU
Biggest lead	2 (1 st 1:01)	16 (2 nd 2:02)
Best Scoring Run	7 (1 st 4:33)	10 (2 nd 17:36)
Lead Changes	8	
Times Tied	1	
Time with Lead	02:44	35:31

Points from Turnovers	XU	ISU
Paint	42	38
Second Chance	21	9
Fast Breaks	10	16
Bench	34	7

Period by Period Scoring	1st	2nd	TOT
XU	39	31	70
ISU	38	44	82



Official Basketball Box Score - Final
Iowa St. at #9 Memphis
11/26/21 Barclays Center, Brooklyn, NY
2021 Uspie NIT Season Tip-Off

Game Time: 9:30 PM
Game Duration: 2:14
Attendance: 2,655

Officials: Greg Evans, Nate Farrell, Courtney Green

Iowa St. - 78

Record: 6-0

NO.	Name	Min	FG	3P	FT	Rebounds	Fouls	TP	AS	TO	ST	Blocks	+/-
M-A	M-A	M-A	M-A	M-A	OR DR TOT	PF FD						BS BA	
4	George Conditt	F 16:43	0-0	0-0	3-6	3 2 5	4 3 3	0	3	1	1	0	10
23	Tristan Enaruna	F 21:39	4-8	1-1	2-3	0 1 1	1 2 11	0	2	0	1	2	16
1	Izaiah Brockington	G 21:29	3-6	0-1	3-4	1 3 4	3 3 9	1	1	2	0	0	12
11	Tyrese Hunter	G 33:26	3-12	0-4	3-4	0 3 3	4 4 9	5	5	3	1	5	16
22	Gabe Kalscheur	G 37:15	10-18	3-5	7-9	0 8 8	3 6 30	2	2	5	0	2	17
5	Aljaz Kunc	27:55	3-6	1-4	4-5	2 5 7	1 4 11	4	1	0	3	0	10
2	Caleb Grill	20:01	2-2	1-1	0-0	0 3 3	0 0 5	2	1	3	1	0	16
12	Robert Jones	08:57	0-2	0-0	0-2	0 1 1	0 1 0	0	0	0	0	1	-4
3	Tre Jackson	12:44	0-1	0-0	0-0	0 1 1	4 2 0	0	0	0	1	0	0
Team					8 1 9		0	1					
Totals			25-55	6-16	22-33	14 28 42	20 25 78	14	15	13	10	10	19

Technical Fouls:Brockington 2nd 13:33

Shooting By Period	1 st	2 nd	3 rd	4 th	5 th
1 st FG%	11.29	37.9%			
3PT%	2.9	22.2%			
FT%	8-11	72.7%			
2 nd FG%	14-26	53.8%			
3PT%	4-7	57.1%			
FT%	14-22	63.6%			
GM FG%	25-55	45.5%			
3PT%	6-16	37.5%			
FT%	22-33	66.7%			

Dead Ball Rebounds: 5, 0

#9 Memphis - 59

Record: 5-1

NO.	Name	Min	FG	3P	FT	Rebounds	Fouls	TP	AS	TO	ST	Blocks	+/-
M-A	M-A	M-A	M-A	M-A	OR DR TOT	PF FD						BS BA	
1	Emoni Bates	F 28:35	5-11	2-3	0-1	0 1 1	2 2 12	0	2	0	3	1	-8
3	Landers Nolley II	F 20:31	4-10	3-5	0-0	0 2 2	3 1 11	0	0	1	0	0	-1
12	DeAndre Williams	F 20:00	1-4	1-2	3-4	4 6 6	2 2 6	0	5	0	2	2	-19
2	Jalen Duren	C 21:37	1-4	0-1	0-0	2 4 6	4 1 2	1	5	1	1	1	-3
11	Lester Quinones	G 20:37	2-4	0-2	4-6	1 2 3	2 3 8	1	1	0	0	0	-19
10	Alex Lomax	23:27	3-5	0-0	2-4	0 3 3	2 3 8	3	3	2	0	1	-18
20	Josh Minott	12:11	0-1	0-0	1-2	0 2 2	2 1 1	0	1	2	2	0	1
23	Malcolm Dandridge	06:28	0-1	0-0	0-0	0 2 2	2 0 0	0	2	0	1	1	-8
0	Earl Timberlake	17:01	2-8	0-1	3-4	0 1 1	5 4 7	1	1	0	2	0	-8
25	Jayden Hardaway	13:01	0-2	0-1	0-0	1 1 2	0 0 0	1	1	0	0	1	-2
14	Tyler Harris	16:32	1-3	0-2	2-2	0 0 0	3 2 4	1	1	1	0	0	-11
Team					4 2 6		0	1					
Totals			19-53	6-17	15-23	12 22 34	27 19 59	8	22	8	10	10	19

Technical Fouls:Dandridge 2nd 13:33Duren 2nd 13:30

	ISU	MEM
Biggest lead	25 (2 nd 3:00)	2 (1 st 19:50)
Best Scoring Run	9 (2 nd 4:58)	5 (2 nd 17:12)
Lead Changes	1	
Times Tied	2	
Time with Lead	36:56	01:59

Points from Turnovers	ISU	MEM
Paint	23	19
Second Chance	10	8
Fast Breaks	20	20
Bench	16	20

Period by Period Scoring	1st	2nd	TOT
ISU	32	46	78
MEM	27	32	59



Official Basketball Box Score - Final
Arkansas-Pine Bluff at #19 Iowa State
12/01/21 James H. Hilton Coliseum, Ames, Iowa
2021-22 Men's Basketball

Game Time: 7:01 PM
Game Duration: 1:56
Attendance: 12,305

Officials: Ray Naski, Antonio Petty, Bianca Burns

Arkansas-Pine Bluff - 64

Record: 1-8

NO.	Name	Min	FG	3P	FT	Rebounds	Fouls	TP	AS	TO	ST	Blocks	+/-
M-A	M-A	M-A	M-A	M-A	OR DR TOT	PF FD						BS BA	
15	Alvin Stredic Jr	F 14:21	0-0	0-0	0-0	0 3 3	4 1 0	0	1	0	0	0	7
23	Trey Sampson	F 36:25	6-16	0-4	4-5	4 6 3	3 4 16	0	1	2	2	1	-16
1	Kylen Milton	G 37:33	3-9	0-4	7-7	1 1 2	3 4 13	2	4	1	0	0	-19
14	Brahm Harris	G 21:48	0-3	0-2	0-0	0 3 3	0 3 0	0	1	0	0	0	-18
55	Shawn Williams	G 39:07	5-8	4-7	7-8	0 2 2	2 5 21	5	5	1	0	0	-17
3	Jaylan Thomas	09:45	0-2	0-2	0-0	0 1 1	1 0 0	0	0	0	2	0	-11
11	Brandon Brown	17:17	3-3	1-1	2-2	1 4 5	2 9 0	3	0	0	0	0	-16
0	Kshun Stokes	11:40	0-2	0-2	2-2	0 1 1	0 1 2	1	0	0	0	0	-8
10	Izaiah Haralson	10:35	1-2	1-1	0-0	0 0 0	0 0 0	3	0	1	0	0	5
2	Travonta Doolittle	01:29	0-0	0-0	0-0	0 0 0	0 0 0	0	0	1	0	0	-2
Team					2 1 3		0	3					
Totals			18-45	6-23	22-24	6 20 26	19 20 64	8	19	5	4	1	-19

Technical Fouls:Coach 2nd 12:50

Shooting By Period			
1 st	FG%	6-20	30.0%
	3PT%	3-11	27.3%
	FT%	7-8	87.5%
2 nd	FG%	12-25	48.0%
	3PT%	3-12	25.0%
	FT%	15-16	93.8%
GM	FG%	18-45	40.0%
	3PT%	6-23	26.1%
	FT%	22-24	91.7%

2021-22 BOX SCORES



Official Basketball Box Score - Final
Iowa at #17 Iowa State
12/09/21 James H. Hilton Coliseum, Ames, Iowa
2021-22 Men's Basketball

Game Time: 8:01 PM
Game Duration: 2:07
Attendance: 14,267

Officials: Keith Kimble, Bert Smith, Brooks Wells

Iowa - 53														
Record: 7-3														
NO. Name	Min	FG	3P	FT	Rebounds	Fouls	TP	AS	TO	ST	Blocks	BS	BA	+/-
0 Filip Rebraca	21:10	2-3	0-0	3-4	1 3 4	3 4	7	1	2	0	0	0	0	-13
15 Keegan Murray	37:25	4-17	1-6	0-0	6 1 7	3 3	9	1	1	3	2	3	-15	
22 Patrick McCaffery	25:35	2-9	1-5	2-2	0 4 4	1 1	7	1	1	0	1	0	-7	
2 Joe Toussaint	12:04	0-1	0-0	0-0	0 1 1	1 0	0	0	1	0	0	0	-8	
3 Jordan Bohannon	31:02	4-12	3-8	6-6	1 1 2	2 4	17	0	2	0	0	0	-10	
4 Ahron Ulis	15:28	0-2	0-0	0-0	0 2 2	1 0	0	4	2	1	0	0	0	
11 Tony Perkins	25:42	3-10	0-3	3-3	1 0 1	3 3	9	1	0	1	0	1	-22	
24 Kris Murray	15:55	2-6	0-3	0-0	3 3 6	3 1	4	1	1	2	2	0	-2	
30 Connor McCaffery	08:05	0-0	0-0	1 0 1	0 0 0	1 1	0	0	1	1	0	0	-13	
20 Payton Sandfort	05:22	0-3	0-2	0-0	0 0 0	0 0	0	0	1	0	0	0	-8	
23 Josh Ogundele	02:12	0-0	0-0	0-0	0 0 0	1 0	0	0	0	0	1	0	-2	
Team					2 2 4			0						
Totals	17:63	5-27	14-15	15	17	32	18	16	53	10	12	7	6	-20

Technical Fouls: NONE

#17 Iowa State - 73														
Record: 9-0														
NO. Name	Min	FG	3P	FT	Rebounds	Fouls	TP	AS	TO	ST	Blocks	BS	BA	+/-
4 George Conditt	12:33	2-4	0-0	0-0	2 1 3	4 0	4	1	0	0	0	0	0	8
23 Tristan Enaruna	18:13	2-3	1-1	1-2	1 5 6	2 2	6	0	0	1	2	0	13	
1 Izaiah Brockington	36:18	11-14	3-5	4-6	5 5 10	3 4	29	2	3	2	0	0	24	
11 Tyrese Hunter	32:49	4-13	1-5	2-2	2 6 8	1 1	11	6	3	0	0	3	23	
22 Gabe Kalscheur	33:34	3-15	0-5	2-2	1 3 4	2 5	8	4	2	0	1	2	14	
2 Caleb Grill	21:38	0-1	0-1	0-0	1 0 1	2 1	0	5	1	0	0	0	16	
5 Aljaz Kunc	24:31	2-5	1-4	2-3	2 4 6	2 3	7	0	0	1	0	0	4	
12 Robert Jones	08:25	1-2	0-0	0-2	2 2 4	0 2	2	0	2	0	1	1	2	
3 Tre Jackson	11:59	2-5	2-4	0-0	0 1 1	0 0	6	0	2	1	0	0	-4	
Team					5 2 7			0		3				
Totals	27:62	8-25	11-17	21	29	50	16	18	73	16	5	4	6	20

Technical Fouls: NONE

		IOW	ISU
Biggest lead	4 (1 st 11:52)	24 (2 nd 12:22)	
Best Scoring Run	7 (2 nd 8:31)	9 (2 nd 17:10)	
Lead Changes	8		
Times Tied	2		
Time with Lead	03:51	35:55	

Game Notes: Fouled Out: none •



Official Basketball Box Score - Final
Jackson State at #17 Iowa State
12/12/21 James H. Hilton Coliseum, Ames, Iowa
2021-22 Men's Basketball

Game Time: 12:01 PM
Game Duration: 1:49
Attendance: 12,537

Officials: Doug Simons, James Breeding, Amy Bonner

Jackson State - 37														
Record: 2-7														
NO. Name	Min	FG	3P	FT	Rebounds	Fouls	TP	AS	TO	ST	Blocks	BS	BA	+/-
11 Jayveous McKinis	36:29	4-7	0-0	0-2	0 6 6	2 5	8	0	2	2	1	0	-10	
34 Terence Lewis II	25:25	5-7	0-0	0-0	1 6 7	4 0	10	0	0	2	0	1	7	
2 Ken Evans	29:44	0-5	0-3	0-0	0 2 2	4 0	0	5	6	2	0	0	-7	
3 Jonas James	32:58	5-10	1-4	0-0	0 2 2	2 1	11	2	5	1	0	1	-9	
10 Dyllan Taylor	16:52	0-0	0-0	2-3	0 3 3	1 2	2	0	3	0	0	0	0	
1 Darius Hicks	13:27	0-2	0-0	0-0	1 2 3	2 0	0	1	1	1	1	0	-8	
22 Chance Moore	07:34	0-3	0-1	0-0	0 1 1	0 0	0	0	2	0	0	0	-14	
12 Darrian Wilson	09:38	0-0	0-0	0-0	0 1 1	4 0	0	1	0	1	0	0	-6	
31 Jamarcus Jones	03:59	0-0	0-0	0-0	0 0 0	1 1	0	0	0	0	0	0	-8	
4 Collie Young	23:53	2-6	2-5	0-0	0 0 0	1 0	6	1	2	0	0	0	5	
Team					0 2 2			0		1				
Totals	16:40	3-13	2-5	2	25	27	21	9	37	10	22	9	2	-10

Technical Fouls: NONE

#17 Iowa State - 47														
Record: 10-0														
NO. Name	Min	FG	3P	FT	Rebounds	Fouls	TP	AS	TO	ST	Blocks	BS	BA	+/-
4 George Conditt	24:38	2-4	0-0	1-4	2 2 4	2 3	5	1	3	0	0	0	11	
23 Tristan Enaruna	10:24	0-5	0-0	0-0	0 1 1	2 1	0	0	1	0	0	1	-3	
1 Izaiah Brockington	38:04	4-9	0-0	1-2	2 5 7	1 3	9	2	2	2	0	0	5	
11 Tyrese Hunter	32:01	1-5	0-1	4-6	0 3 3	2 4	6	3	3	2	1	1	4	
22 Gabe Kalscheur	33:26	3-9	2-5	3-4	0 3 3	0 5	11	2	0	3	0	0	7	
2 Caleb Grill	15:15	0-3	0-3	0-0	1 2 3	0 0	0	0	0	0	0	0	9	
5 Aljaz Kunc	30:19	3-5	3-3	3-4	1 4 5	1 4	12	2	1	2	1	0	10	
3 Tre Jackson	07:59	1-2	0-1	0-0	0 0 0	1 1	2	1	0	1	0	0	6	
12 Robert Jones	07:54	1-1	0-0	0-0	0 1 1	0 0	2	0	3	0	0	0	1	
Team					0 3 3			0		0				
Totals	15:43	5-13	12-20	6	24	30	9	21	47	11	13	10	2	10

Technical Fouls: NONE

		JSU	ISU
Biggest lead	4 (1 st 17:04)	16 (1 st 3:56)	
Best Scoring Run	7 (2 nd 8:40)	19 (1 st 8:08)	
Lead Changes	1		
Times Tied	0		
Time with Lead	01:50	36:08	



Official Basketball Box Score - Final
Southeastern Louisiana at #11 Iowa State
12/19/21 James H. Hilton Coliseum, Ames, Iowa
2021-22 Men's Basketball

Game Time: 12:01 PM
Game Duration: 1:49
Attendance: 11,809

Officials: Gary Maxwell, Kipp Kissinger, Ron Groover

Southeastern Louisiana - 54														
Record: 4-8														
NO. Name	Min	FG	3P	FT	Rebounds	Fouls	TP	AS	TO	ST	Blocks	BS	BA	+/-
22 Nick Caldwell	20:46	3-6	1-3	0-0	0 1 1	4 0	7	0	2	1	0	0	-10	
35 Gus Okafor	34:33	5-10	3-8	0-0	0 8 8	2 1	13	0	2	0	1	0	-19	
4 Keon Clerget	27:53	1-5	0-1	5-6	1 0 1	4 4	7	2	3	0	0	0	-12	
21 Ryan Burkhardt	25:41	3-8	3-7	0-0	1 1 2	0 0	9	0	0	0	1	1	-10	
25 Joe Kasperzyk	28:19	0-6	0-3	2-4	2 1 3	1 6	2	2	2	0	0	1	-19	
2 Roscoe Eastmond	23:44	2-5	0-2	0-0	0 1 1	0 2	4	2	2	1	0	0	-22	
3 Roger McFarlane	19:22	2-4	0-2	2-2	1 5 6	1 1	6	1	1	0	1	0	-16	
12 Matt Strange	12:14	0-1	0-1	0-0	0 0 0	1 0	0	2	1	0	0	0	-2	
33 Max Brackmann	05:27	0-2	0-1	0-0	0 0 0	0 0	0	0	0	0	0	0	-1	
5 Gage Larvada	02:31	2-2	1-1	1-1	0 0 0	0 1	6	0	0	0	0	0	-1	
Team					0 1 1			0		1				
Totals	18:49	8-29	10-13	5	18	23	13	15	54	13	13	5	3	-23

Technical Fouls: NONE

#11 Iowa State - 77														
Record: 11-0														
NO. Name	Min	FG	3P	FT	Rebounds	Fouls	TP	AS	TO	ST	Blocks	BS	BA	+/-
4 George Conditt	13:50	3-3	0-0	2-2	1 2 3	2 1	8	2	1	0	1	0	6	
23 Tristan Enaruna	09:34	1-2	0-0	0-0	1 1 2	0 1	4	0	1	1	0	0	1	
1 Izaiah Brockington	37:03	7-12	0-3	3-5	2 9 11	2 4	17	2	2	3	0	0	24	
11 Tyrese Hunter	33:12	3-6	0-2	0-2	0 1 1	2 2	6	1	1	0	0	1	22	
22 Gabe Kalscheur	30:28	4-8	1-4	0-0	4 4 3	1 9	1	4	1	1	1	2	23	
2 Caleb Grill	31:26	7-11	6-10	0-0	0 5 5	3 0	20	5	1	2	0	0	20	
5 Aljaz Kunc	24:30	4-7	3-3	2-2	2 2 3	4 13	1	0	1	0	0	0	23	
3 Tre Jackson	12:23	0-2	0-1	0-0	0 0 0	0 0	0	2	0	0	0	0	1	
12 Robert Jones	06:20	0-0	0-0	0-0	0 1 1	0 0	0	0	0	0	0	1	-4	
15 Carter Boothe	00:37	0-0	0-0	0-0	0 0 0	0 0	0	0	0	0	0	0	0	
21 Jaden Walker	00:37	0-0	0-0	0-0	0 0 0	0 0	0	0	0	0	0	0	0	
Team					0 1 1			0		1				
Totals	29:51	10-23	9-15	4	26	30	15	13	77	19	11	8	3	23

Technical Fouls: NONE

	SLU	ISU				
Biggest lead	1 (1 st 17:34)	23 (2 nd 1:21)	Points from Turnovers	SLU	ISU	
Best Scoring Run	5 (1 st 7:46)	8 (10:14)	Paint	8	18	
Lead Changes	4		Turnout	12	36	
Times Tied	0		Second Chance	6	4	
Time with Lead	02:34	36:11	Fast Breaks	3	11	
			Bench	16	33	
			Period by Period Scoring			
				1st	2nd	TOT
			SLU	17	37	54
			ISU	25	52	77

2021-22 BOX SCORES



Official Basketball Box Score - Final
#1 Baylor at #8 Iowa State
01/01/22 James H. Hilton Coliseum, Ames, Iowa
2021-22 Men's Basketball

Game Time: 1:06 PM
Game Duration: 2:11
Attendance: 14,267

Officials: Gary Maxwell, Terry Oglesby, Brooks Wells

Record: 13-0 (1-0)														
NO. Name	Min	FG M-A	3P M-A	FT M-A	Rebounds OR DR TOT	Fouls PF FD	TP	AS	TO	ST	Blocks BS BA	+/-		
0 Flo Thamba	F 14:10	3-5	0-0	3-4	0 4 4	4 2	9	0	0	0	0	0	0	0
2 Kendall Brown	F 30:19	2-6	0-1	0-0	2 3 5	2 3	4	1	1	1	0	5	0	0
24 Matthew Mayer	F 21:22	4-10	1-4	0-0	2 2 4	1 0	9	3	2	1	2	1	8	0
10 Adam Flagler	G 34:57	4-11	0-4	2-2	1 4 5	2 5	10	4	5	0	0	1	3	0
11 James Akinjo	G 33:20	6-12	2-2	2-5	0 1 1	3 6	16	3	4	1	0	1	0	0
1 Jeremy Sochan	28:25	4-4	1-1	3-4	0 7 7	4 2	12	2	1	2	3	0	1	0
4 LJ Cryer	19:33	5-8	3-5	0-0	0 1 1	1 0	13	0	2	3	0	0	4	0
23 Jonathan Tohamwa Tchatchoua	17:54	2-4	0-0	0-0	2 1 3	5 0	4	0	3	0	0	0	4	0
Team					1 1 2		0		1					
Totals		30-60	7-17	10-14	12 20 32	22 18	77	13	19	8	6	3	5	0

Technical Fouls: NONE

Shooting By Period	
1st FG%	16-33 48.5%
3PT%	4-11 36.4%
FT%	5-5 100%
2nd FG%	14-27 51.9%
3PT%	3-6 50.0%
FT%	5-9 55.6%
GM FG%	30-60 50.0%
3PT%	7-17 41.2%
FT%	10-14 71.4%

Dead Ball Rebounds: 1, 0

Record: 12-1 (0-1)														
NO. Name	Min	FG M-A	3P M-A	FT M-A	Rebounds OR DR TOT	Fouls PF FD	TP	AS	TO	ST	Blocks BS BA	+/-		
4 George Condit	F 20:15	3-4	0-0	1-2	1 1 2	4 2	7	1	2	1	2	0	-4	0
23 Tristan Enaruna	F 28:27	8-11	0-0	7-8	4 4 8	0 5	23	1	1	3	0	2	4	0
1 Izaiah Brockington	G 35:54	5-10	0-0	8-8	2 6 8	1 5	18	2	1	0	0	-2	0	0
11 Tyrese Hunter	G 30:49	5-12	0-3	2-4	1 1 2	3 3	12	4	3	2	1	2	5	0
22 Gabe Kalscheur	G 25:28	0-2	0-0	0-0	0 1 1	5 1	0	1	6	3	0	0	-9	0
2 Caleb Grill	25:51	1-6	1-6	0-0	2 2 2	2 2	3	2	1	1	0	0	-2	0
5 Aljaz Kunc	15:16	0-2	0-1	2-2	0 2 2	2 2	1	2	0	1	0	0	-7	0
3 Tre Jackson	09:24	1-3	0-2	0-0	0 1 1	1 0	2	0	1	2	0	1	-8	0
12 Robert Jones	08:36	2-3	0-0	1-3	1 1 2	0 3	5	0	1	0	0	1	-6	0
Team					1 1 2		0		0					
Totals		25-53	1-14	21-27	10 20 30	18 22	72	11	17	12	3	6	-5	0

Technical Fouls: NONE

Shooting By Period	
1st FG%	12-26 46.2%
3PT%	1-8 12.5%
FT%	8-11 72.7%
2nd FG%	13-27 48.1%
3PT%	0-6 0.0%
FT%	13-16 81.3%
GM FG%	25-53 47.2%
3PT%	1-14 7.1%
FT%	21-27 77.8%

Dead Ball Rebounds: 4, 1

		BAY	ISU
Biggest lead	14 (2nd 8:17) 0 (1st 20:00)		
Best Scoring Run	6 (2nd 10:38) 9 (2nd 2:17)		
Lead Changes	0		
Times Tied	1		
Time with Lead	39:30 00:00		

Game Notes: Fouled Out: ISU #22 Kalscheur (0:13.1), BAY #23 Tohamwa Tchatchoua (0:12.2) *



Official Basketball Box Score - Final
#25 Texas Tech at #11 Iowa State
01/05/22 James H. Hilton Coliseum, Ames, Iowa
2021-22 Men's Basketball

Game Time: 6:06 PM
Game Duration: 2:16
Attendance: 11,699

Officials: John Higgins, Chris Rastatter, Tony Padilla

Record: 10-3 (0-1)														
NO. Name	Min	FG M-A	3P M-A	FT M-A	Rebounds OR DR TOT	Fouls PF FD	TP	AS	TO	ST	Blocks BS BA	+/-		
0 Kevin Obanor	F 33:28	1-5	0-3	1-2	1 9 10	3 1	3	0	3	0	0	0	5	0
11 Bryson Williams	F 27:58	4-12	1-4	1-2	2 1 3	2 3	10	1	2	0	1	2	-13	0
2 Davion Warren	G 31:35	4-11	1-5	3-4	0 1 1	5 2	12	2	4	0	0	1	-1	0
3 Clarence Nadohny	G 36:16	4-7	0-1	1-4	0 1 1	5 8	9	3	0	4	1	0	-5	0
25 Adonis Arms	G 39:38	3-9	1-3	0-2	0 8 8	1 3	7	2	2	4	0	0	-4	0
14 Marcus Santos-Silva	18:37	2-2	0-0	0-0	2 3 5	2 1	4	3	3	0	0	0	0	0
21 KJ Allen	12:28	1-3	0-1	0-1	0 1 1	3 1	2	0	0	0	1	0	-3	0
Team					2 3 5		0		1					
Totals		19-49	3-17	6-15	7 27 34	21 19	47	11	15	8	3	3	-4	0

Technical Fouls: Nadohny 2nd 6:00

Shooting By Period	
1st FG%	9-23 39.1%
3PT%	0-6 0.0%
FT%	1-4 25%
2nd FG%	10-26 38.5%
3PT%	3-11 27.3%
FT%	5-11 45.5%
GM FG%	19-49 38.8%
3PT%	3-17 17.6%
FT%	6-15 40.0%

Dead Ball Rebounds: 5, 0

Record: 13-1 (1-1)														
NO. Name	Min	FG M-A	3P M-A	FT M-A	Rebounds OR DR TOT	Fouls PF FD	TP	AS	TO	ST	Blocks BS BA	+/-		
4 George Condit	F 18:16	0-0	0-0	0-0	1 2 3	4 0	0	2	3	1	0	0	-4	0
23 Tristan Enaruna	F 19:01	1-2	0-1	0-0	1 6 7	1 1	2	0	3	1	2	0	1	0
1 Izaiah Brockington	G 38:23	5-16	1-4	3-3	2 7 9	2 2	14	3	2	0	0	2	4	0
11 Tyrese Hunter	G 31:54	2-9	1-3	0-0	0 1 1	4 2	5	3	5	1	0	1	-3	0
22 Gabe Kalscheur	G 26:45	3-9	1-6	2-2	2 1 3	1 2	9	0	2	0	0	0	4	0
2 Caleb Grill	25:54	2-6	2-6	2-2	0 3 3	2 1	8	0	1	2	1	0	15	0
5 Aljaz Kunc	24:55	2-4	2-4	7-10	0 3 3	2 11	13	1	1	0	0	0	4	0
3 Tre Jackson	07:37	0-3	0-1	0-0	0 1 1	2 0	0	0	1	1	0	0	4	0
12 Robert Jones	09:15	0-0	0-0	0-2	0 0 0	1 1	0	0	0	0	0	0	-5	0
Team					3 2 5		0		0					
Totals		15-49	7-25	14-19	9 26 35	19 20	51	9	18	6	3	3	4	0

Technical Fouls: NONE

		TTU	ISU
Biggest lead	2 (2nd 2:18) 13 (1st 11:27)		
Best Scoring Run	7 (2nd 13:30) 11 (1st 13:06)		
Lead Changes	2		
Times Tied	2		
Time with Lead	00:26 36:59		

Game Notes: Fouled Out: TTU #2 Warren (0:06.0), TTU #3 Nadohny (0:04.3) *



Official Basketball Box Score - Final
Iowa St. at Oklahoma
01/08/22 Lloyd Noble Center, Norman
2021-22 Men's Basketball

Game Time: 5:00 PM
Game Duration: 2:04
Attendance: 8,142

Officials: Ray Nalik, Marques Pettigrew, Chance Moore

Record: 13-2 (1-2)														
NO. Name	Min	FG M-A	3P M-A	FT M-A	Rebounds OR DR TOT	Fouls PF FD	TP	AS	TO	ST	Blocks BS BA	+/-		
4 George Condit	F 24:54	2-2	0-0	0-0	0 3 3	2 1	4	5	0	1	0	0	-6	0
23 Tristan Enaruna	F 15:43	1-4	0-0	0-0	0 3 3	2 1	2	1	2	1	0	0	-2	0
1 Izaiah Brockington	G 37:16	9-15	2-4	0-0	0 4 4	0 0	20	1	0	0	0	0	-18	0
11 Tyrese Hunter	G 35:44	9-15	2-3	0-0	0 0 0	2 0	20	4	4	4	0	2	-10	0
22 Gabe Kalscheur	G 24:28	2-6	0-0	0-0	0 1 1	5 4	0	0	2	1	0	0	-8	0
12 Robert Jones	04:25	1-1	0-0	0-0	0 0 0	0 0	1	0	2	0	0	0	5	0
2 Caleb Grill	13:16	0-1	0-1	0-0	0 0 0	0 0	0	0	1	0	0	0	-9	0
5 Aljaz Kunc	21:24	1-1	0-0	0-0	0 3 3	1 4	2	2	3	1	0	0	-8	0
3 Tre Jackson	22:50	4-7	0-0	1-1	2 4 1	12 1	1	1	1	0	0	0	-9	0
Team					1 0 1		0		0					
Totals		29-52	8-17	0-1	2 15 17	17 11	66	14	12	9	0	2	-13	0

Technical Fouls: Kunc 2nd 7:27

Shooting By Period	
1st FG%	16-24 66.7%
3PT%	4-7 57.1%
FT%	0-0 0%
2nd FG%	13-28 46.4%
3PT%	4-10 40.0%
FT%	0-1 0%
GM FG%	29-52 55.8%
3PT%	8-17 47.1%
FT%	0-1 0.0%

Dead Ball Rebounds: 0, 0

Record: 12-3 (2-1)														
NO. Name	Min	FG M-A	3P M-A	FT M-A	Rebounds OR DR TOT	Fouls PF FD	TP	AS	TO	ST	Blocks BS BA	+/-		
1 Jalen Hill	F 32:30	3-5	0-0	3-4	0 4 4	3 4	9	4	0	0	0	0	6	0
35 Tanner Groves	F 27:58	7-13	1-3	1-1	2 4 6	1 3	16	3	2	1	1	0	16	0
0 Jordan Goldwire	G 24:17	2-5	0-1	0-0	0 0 0	0 1	4	1	2	0	0	0	-15	0
2 Umjoo Gibson	G 29:03	4-6	2-3	10-10	0 1 1	0 4	20	1	2	0	0	0	13	0
55 Elijah Harkless	G 34:08	5-9	3-4	0-2	1 3 4	2 4	13	1	2	3	0	0	8	0
22 CJ Noland	13:47	2-2	0-0	0-0	0 2 2	0 1	4	1	0	2	0	0	1	0
14 Bijan Cortes	16:33	2-2	0-0	0-0	0 3 3	2 0	4	5	3	0	0	0	25	0
15 Ethan Chargois	11:29	0-0	0-0	0-0	0 1 1	3 0	0	1	1	0	1	0	-3	0
34 Jacob Groves	10:15	4-5	1-1	0-0	1 2 3	0 0	9	0	0	0	0	0	14	0
Team					0 2 2		0		0					
Totals		29-47	7-12	14-17	4 22 26	11 17	79	17	12	6	2	0	13	0

Technical Fouls: NONE

	ISU	OKLA		ISU	OKLA	Period by Period Scoring		
Biggest lead	11 (2 nd 17:11)	14 (2 nd 1:25)	Points from	ISU	OKLA			
			Turnovers	13	20		1st	2nd
Best Scoring Run	9 (2 nd 19:42)	14 (2 nd 1:25)	Paint	36	40		TOT	
Lead Changes	7		Second Chance	0	2	ISU	36	30
Times Tied	5		Fast Breaks	15	12			66
Time with Lead	16:40	19:34	Bench	16	17	OKLA	32	47
							79	

2021-22 BOX SCORES



Official Basketball Box Score - Final
#21 Texas at #15 Iowa State
 01/15/22 James H. Hilton Coliseum, Ames, Iowa
 2021-22 Men's Basketball

Game Time: 1:02 PM
 Game Duration: 2:12
 Attendance: 14,267

Officials: Rick Crawford, Darron George, Brooks Wells

#21 Texas - 70

Record: 13-4 (3-2)

NO.	Name	Min	FG	3P	FT	Rebounds	Fouls	TP	AS	TO	ST	Blocks	+/-
			M-A	M-A	M-A	OR DR TOT	PF FD					BS BA	
0	Timmy Allen	F 12:29	3-4	0-0	2-3	0 2 2	4 2	8	0	1	1	0 0	-2
32	Christian Bishop	F 14:54	1-1	0-0	0-1	2 0 2	1 1	2	0	2	0	0 0	-12
1	Andrew Jones	G 28:08	6-10	4-7	2-2	5 7 1	1 1	18	0	0	0	2 0	3
2	Marcus Carr	G 34:30	4-14	2-6	5-7	0 3 3	2 9	15	6	4	2	1 1	-11
3	Courtney Ramey	G 34:23	3-9	2-5	2-2	0 4 4	3 1	10	2	1	1	0 0	-4
5	Devin Askew	07:03	0-0	0-0	0-0	0 0 0	0 1	0	2	3	0	0 0	-3
30	Brook Cunningham	16:51	2-2	0-0	0-0	2 1 3	3 0	4	2	0	0	0 0	0
4	Dylan Disu	14:47	3-3	0-0	0 0	3 3 3	2 6	0	0	3	2	1 0	-4
13	Jase Febres	04:06	0-1	0-1	0-0	0 0 0	1 0	0	0	0	0	0 0	-5
33	Tre Mitchell	16:24	2-6	0-2	3-3	1 2 3	0 5	7	1	4	0	0 0	-12
12	Tristen Licton	10:31	0-2	0-1	0-0	1 0 1	1 0	0	0	1	2	0 0	-2
21	Avery Benson	05:54	0-0	0-0	0-0	1 0 1	1 0	0	0	0	0	0 0	-1
Team						1 2 3	0	0	1				
Totals			24-52	8-22	14-18	10 22 32	20 22	70	13	20	8	4 1	-9

Technical Fouls: NONE

#15 Iowa State - 79

Record: 14-3 (2-3)

NO.	Name	Min	FG	3P	FT	Rebounds	Fouls	TP	AS	TO	ST	Blocks	+/-
			M-A	M-A	M-A	OR DR TOT	PF FD					BS BA	
4	George Conditt	F 19:33	0-1	0-0	0-0	0 4 4	3 2	0	4	2	1	1 0	-1
23	Tristan Enaruna	F 16:09	3-4	1-1	0-0	2 3 5	3 1	7	0	1	0	0 1	11
1	Izaiah Brockington	G 30:06	3-7	0-0	2-3	2 3 5	4 3	8	3	2	1	0 1	10
11	Tyrese Hunter	G 32:57	3-6	0-3	7-9	0 3 3	0 5	13	8	2	2	0 0	4
22	Gabe Kalscheur	G 34:20	8-16	6-12	0-0	0 2 2	4 2	22	3	2	2	0 2	9
2	Caleb Grill	21:21	3-7	1-5	2-2	0 1 1	0 1	9	2	1	1	0 0	-2
5	Aljaz Kunc	21:25	3-4	2-2	0-1	0 2 2	4 4	8	1	0	2	0 0	5
12	Robert Jones	13:29	4-4	0-0	0-1	0 0 0	4 2	8	1	1	1	0 0	4
3	Tre Jackson	10:40	2-2	0-0	0-0	1 1 0	1 0	4	0	1	1	0 0	5
Team						1 1 2	0	0	2				
Totals			29-51	10-23	11-16	5 20 25	22 20	79	22	14	11	4 9	9

Technical Fouls: NONE

	TEX	ISU
Biggest lead	5 (1 st 17:13)	15 (2 nd 16:15)
Best Scoring Run	8 (2 nd 5:37)	8 (1 st 3:55)
Lead Changes	5	
Times Tied	3	
Time with Lead	07:10	29:58

Game Notes: Fouled out: none



Official Basketball Box Score - Final
Iowa St. at Texas Tech
 01/18/22 United Supermarkets Arena, Lubbock
 2021-22 Men's Basketball

Game Time: 8:00 PM
 Game Duration: 2:15
 Attendance: 15,098

Officials: Doug Simons, Ray Nall, Byron Jarrett

Iowa St. - 60

Record: 14-4 (2-4)

NO.	Name	Min	FG	3P	FT	Rebounds	Fouls	TP	AS	TO	ST	Blocks	+/-
			M-A	M-A	M-A	OR DR TOT	PF FD					BS BA	
4	George Conditt	F 13:28	2-2	0-0	0-0	2 1 3	5 0	4	2	5	0	3 0	-9
23	Tristan Enaruna	F 30:51	3-9	0-2	0-2	2 3 5	2 2	6	0	1	1	0 1	6
1	Izaiah Brockington	G 29:50	5-14	0-2	2-2	3 6 9	2 1	12	0	2	0	0 0	-21
11	Tyrese Hunter	G 25:18	2-7	0-3	0-0	1 1 2	2 2	4	2	3	2	0 1	-12
22	Gabe Kalscheur	G 31:39	3-11	1-6	0-1	0 1 1	1 2	7	0	2	1	0 0	-16
12	Robert Jones	15:22	0-2	0-0	2-4	4 3 7	5 5	2	0	0	1	2 1	-8
2	Caleb Grill	23:07	6-10	4-8	1-1	0 1 1	3 2	17	0	1	1	0 0	-1
5	Aljaz Kunc	08:52	0-2	0-2	0-0	0 1 1	5 1	0	0	1	1	0 0	-15
3	Tre Jackson	15:08	0-4	0-3	0-0	0 0 0	1 0	0	1	0	2	0 1	3
21	Jaden Walker	04:56	2-2	0-0	4-5	2 0 2	2 3	8	1	1	0	0 0	9
15	Carter Boothe	01:23	0-0	0-0	0-0	0 0 0	0 0	0	0	0	0	0 0	4
Team						2 3 5	0	0	0				
Totals			23-63	5-26	9-15	16 20 36	28 18	60	6	16	9	5 4	-12

Technical Fouls: NONE

Texas Tech - 72

Record: 14-4 (4-2)

NO.	Name	Min	FG	3P	FT	Rebounds	Fouls	TP	AS	TO	ST	Blocks	+/-
			M-A	M-A	M-A	OR DR TOT	PF FD					BS BA	
0	Kevin Obanor	F 21:41	6-9	0-3	3-5	5 3 8	2 3	15	1	1	1	1 0	15
11	Bryson Williams	F 23:04	4-10	1-3	7-8	0 3 3	2 6	16	1	0	0	0 2	17
1	Terrence Shannon, Jr.	G 26:46	2-6	0-3	0-0	0 1 1	2 0	4	0	2	0	0 1	6
2	Davion Warren	G 22:41	2-4	1-1	6-8	1 3 4	1 5	11	0	0	0	1 1	22
15	Kevin McCullar	G 29:52	2-9	0-2	3-4	2 4 6	3 3	7	3	2	3	0 0	18
14	Marcus Santos-Silva	14:15	1-1	0-0	2-4	1 3 4	3 3	4	1	1	0	0 0	2
3	Clarence Nadoiny	14:32	0-2	0-1	2-2	0 2 2	1 2	2	0	1	0	1 1	-7
4	Daniel Batcho	10:37	0-0	0-0	2-3	1 3 4	1 3	2	0	0	0	0 0	-1
25	Adonis Arms	25:38	2-4	1-3	4-4	0 3 3	1 2	9	1	3	1	1 0	10
13	Mylik Wilson	05:22	1-1	0-0	0-0	0 0 0	1 1	2	0	1	0	0 0	-9
23	Chibuzo Agbo	04:56	0-0	0-0	0-0	0 1 1	0 0	0	0	0	0	0 0	-9
22	Austin Timperman	01:23	0-0	0-0	0-0	0 0 0	0 0	0	0	0	0	0 0	-4
Team						0 0 0	0	0	2				
Totals			20-46	3-16	29-38	10 26 36	18 28	72	7	13	5	4 5	12

Technical Fouls: NONE

	ISU	TTU
Biggest lead	2 (1 st 19:42)	23 (2 nd 5:46)
Best Scoring Run	6 (2 nd 2:34)	9 (2 nd 9:53)
Lead Changes	9	
Times Tied	5	
Time with Lead	04:31	31:12



Official Basketball Box Score - Final
TCU at #15 Iowa State
 01/22/22 James H. Hilton Coliseum, Ames, Iowa
 2021-22 Men's Basketball

Game Time: 3:05 PM
 Game Duration: 1:51
 Attendance: 14,267

Officials: John Higgins, Terry Wymer, Antonio Petty

TCU - 59

Record: 13-3 (3-2)

NO.	Name	Min	FG	3P	FT	Rebounds	Fouls	TP	AS	TO	ST	Blocks	+/-
			M-A	M-A	M-A	OR DR TOT	PF FD					BS BA	
2	Emanuel Miller	F 22:42	3-6	1-1	0-0	0 8 8	0 1	7	1	3	0	0 1	6
5	Charles O'Bannon	F 28:00	3-7	1-3	3-3	1 3 4	2 3	10	0	0	0	0 1	17
4	Eddie Lampkin	C 14:05	2-2	0-0	1-2	2 4 3	1 5	0	0	0	0	0 0	10
1	Mike Miles	G 31:25	2-8	1-5	0-0	0 5 5	2 2	5	2	0	1	0 0	13
10	Damon Baugh	G 36:31	11-17	1-4	0-0	0 7 7	0 2	23	5	5	7	0 0	18
0	Micah Peavy	18:31	2-5	0-0	1-2	0 1 1	1 2	5	2	3	0	0 3	4
3	Francisco Farabello	15:36	0-2	0-1	0-1	0 4 4	0 1	0	0	0	0	0 1	0
12	Xavier Cork	23:34	1-2	0-0	0-0	1 3 4	2 0	2	0	0	0	0 0	9
21	JaKobe Coles	07:15	1-2	0-1	0-0	0 1 1	1 0	2	1	0	0	0 0	2
25	Souleymane Dombia	02:21	0-0	0-0	0-0	0 0 0	0 0	0	1	0	0	0 0	-4
Team						1 0 1	0	0	3				
Totals			25-51	4-15	5-8	5 34 39	12 12	59	11	15	8	0 6	15

Technical Fouls: NONE

#15 Iowa State - 44

Record: 14-5 (2-5)

NO.	Name	Min	FG	3P	FT	Rebounds	Fouls	TP	AS	TO	ST	Blocks	+/-
			M-A	M-A	M-A	OR DR TOT	PF FD					BS BA	
4	George Conditt	F 10:21	1-2	0-0	0-0	0 0 0	0 0	2	1	1	0	0 0	-3
23	Tristan Enaruna	F 11:04	1-2	0-1	0-0	0 0 0	0 0	2	0	1	0	2 0	-8
1	Izaiah Brockington	G 35:48	8-14	0-1	3-4	1 11 12	2 4	19	0	3	2	0 0	-10
11	Tyrese Hunter	G 28:22	2-9	1-5	2-4	1 4 5	0 3	7	4	6	1	2 0	-14
22	Gabe Kalscheur	G 34:54	1-10	1-8	2-2	0 0 0	0 4	2	5	1	0	0 0	-13
5	Aljaz Kunc	24:27	0-3	0-1	0-0	1 3 4	2 2	0	1	0	2	0 0	-1
12	Robert Jones	16:44	1-2	0-0	0-0	1 2 3	0 1	1	0	0	0	1 0	-16
2	Caleb Grill	24:37	1-6	0-5	0-0	0 0 0	2 0	2	2	0	0	1 0	-7
3	Tre Jackson	13:43	2-7	1-5	0-0	1 0 1	2 0	5	0	0	0	0 0	-3
Team						1 2 3	0	0	0				
Totals			17-55	3-26	7-10	6 22 28	12 12	44	10	11	5	6 0	-15

Technical Fouls: NONE

	TCU	ISU
Biggest lead	18 (2 nd 1:52)	2 (1 st 17:11)
Best Scoring Run	10 (2 nd 10:01)	10 (2 nd 13:42)
Lead Changes	2	
Times Tied	2	
Time with Lead	35:10	00:26



Official Basketball Box Score - Final
Iowa St. at Oklahoma State
 01/26/22 Gallagher-Iba Arena, Stillwater
 2021-22 Men's Basketball

Game Time: 7:01 PM
 Game Duration: 2:26
 Attendance: 8,271

2021-22 BOX SCORES



Official Basketball Box Score - Final
Iowa St. at Kansas St.
 02/26/22 Bramlage Coliseum, Manhattan
 2021-22 Men's Basketball

Game Time: 1:05 PM
 Game Duration: 2:21
 Attendance: 8,059

Officials: Kipp Kassinger, Kely Self, Brooks Wells

Iowa St. - 74

Record: 20-9 (7-9)

NO.	Name	Min	FG M-A	3P M-A	FT M-A	Rebounds OR DR TOT	Fouls PF FD	TP	AS	TO	ST	Blocks BS BA	+/-
4	George Conditt	F 12:11	2-3	0-0	2-2	0 2 2	3 2	6	0	2	1	1 0	8
5	Aljaz Kunc	F 17:51	1-5	1-5	4-4	2 4 6	4 2	7	1	0	0	0 0	-19
1	Izaiah Brockington	G 36:59	6-14	1-4	4-7	2 6 8	2 6	17	2	3	1	0 1	-6
11	Tyrese Hunter	G 37:00	2-8	1-1	8-10	0 7 7	2 7	13	10	2	3	1 1	-4
22	Gabe Kalscheur	G 27:35	0-5	0-4	0-0	0 0 0	5 0	0	1	5	0	0 0	-7
2	Caleb Grill	31:20	6-10	6-10	0-0	1 5 6	2 1	18	1	2	1	0 0	6
23	Tristan Enaruna	02:54	0-0	0-0	0-0	0 0 0	0 0	0	0	0	0	0 0	-2
22	Jaden Walker	17:23	2-3	1-1	0-1	1 1 2	2 3	5	3	2	2	0 0	13
12	Robert Jones	16:47	4-4	0-0	0-0	2 2 4	3 1	8	1	0	1	1 0	16
Team						0 2 2		0	2				
Totals			23-52	10-25	18-24	8 29 37	23 22	74	19	18	9	3 2	1

Technical Fouls: NONE

Kansas St. - 73

Record: 14-14 (6-10)

NO.	Name	Min	FG M-A	3P M-A	FT M-A	Rebounds OR DR TOT	Fouls PF FD	TP	AS	TO	ST	Blocks BS BA	+/-
21	Davion Bradford	C 10:28	0-0	0-0	1-2	0 0 0	2 1	1	0	0	0	0 0	-3
00	Mike McGuirk	G 32:06	2-8	1-6	1-2	0 3 3	4 3	6	4	0	2	0 0	15
1	Markquis Nowell	G 35:56	1-7	0-3	14-16	0 6 6	4 9	16	4	3	3	0 1	0
13	Mark Smith	G 24:55	3-7	1-4	5-8	0 9 9	5 5	12	0	1	0	0 0	-4
24	Nijel Pack	G 38:44	11-15	6-9	4-5	0 2 2	3 3	32	1	6	2	0 0	1
25	Ismael Massoud	26:24	1-6	0-2	0-0	1 1 2	1 1	2	0	1	2	1 1	6
30	Tristan Miguel	18:28	1-3	0-1	0-0	1 2 3	2 1	2	0	2	1	0 1	-14
20	Kaosi Ezeagu	09:04	1-1	0-0	0-0	0 0 0	1 0	2	0	0	0	1 0	-10
22	Luke Kasubke	03:55	0-0	0-0	0-0	0 0 0	0 0	0	0	1	0	0 0	-2
Team						0 1 1		0	0				
Totals			20-47	8-25	25-33	2 24 26	22 23	73	9	14	10	2 3	-1

Technical Fouls: NONE

	ISU	KState
Biggest lead	15 (2 nd 11:13)	11 (1 st 14:02)
Best Scoring Run	9 (2 nd 11:13)	13 (1 st 14:02)
Lead Changes	6	
Times Tied	3	
Time with Lead	23:40	13:16

Points from	ISU	KState
Turnovers	21	22
Paint	18	22
Second Chance	15	4
Fast Breaks	3	12
Bench	31	6

Period by Period Scoring	1st	2nd	TOT
ISU	37	37	74
KState	35	38	73

Shooting By Period	1 st	2 nd	3 rd	4 th	OT
FG%	41.3	30.8%			
3PT%	13.18	72.2%			
FT%	11.26	42.3%			
FG%	4.12	33.3%			
FT%	12.15	80%			
GM FG%	20.47	42.6%			
FT%	8.25	32.0%			
FT%	25.33	75.8%			

Dead Ball Rebounds: 4, 0



Official Basketball Box Score - Final
Oklahoma State at Iowa State
 03/02/22 James H. Hilton Coliseum, Ames, Iowa
 2021-22 Men's Basketball

Game Time: 6:01 PM
 Game Duration: 1:57
 Attendance: 12,699

Officials: Doug Simons, Gerry Pollard, Byron Jarrett

Oklahoma State - 53

Record: 14-15 (7-10)

NO.	Name	Min	FG M-A	3P M-A	FT M-A	Rebounds OR DR TOT	Fouls PF FD	TP	AS	TO	ST	Blocks BS BA	+/-
23	Tyreek Smith	F 14:57	2-3	0-0	0-0	0 2 2	2 0	4	0	0	1	2 0	5
33	Moussa Cisse	C 29:06	3-5	0-0	2-2	4 8 12	2 1	8	1	2	0	2 0	10
0	Avery Anderson, III	G 28:35	5-10	0-2	2-3	0 1 1	0 6	12	3	3	5	1 1	15
1	Bryce Thompson	G 12:28	0-6	0-3	0-0	0 1 1	2 2	0	0	2	0	0 2	2
13	Isaac Likekele	G 28:16	2-4	0-0	0-0	1 4 5	3 1	4	5	3	0	0 1	16
5	Rondel Walker	26:56	3-4	1-2	0-0	0 2 2	2 1	7	0	1	1	0 0	12
14	Bryce Williams	16:42	4-9	1-3	0-0	0 2 2	1 2	9	2	4	0	0 0	9
22	Kalib Boone	05:49	0-0	0-0	0-0	1 1 2	2 0	0	0	3	0	0 0	3
20	Keylan Boone	27:18	2-7	1-5	0-0	1 5 6	0 0	5	0	2	3	2 1	12
12	Matthew-Alexander Moncrieffe	09:53	2-4	0-0	0-2	4 0 4	0 2	4	0	0	0	0 1	1
Team						3 5 8		0	2				
Totals			23-52	3-15	4-7	14 31 45	14 15	53	11	22	10	7 6	17

Technical Fouls: NONE

Iowa State - 36

Record: 20-10 (7-10)

NO.	Name	Min	FG M-A	3P M-A	FT M-A	Rebounds OR DR TOT	Fouls PF FD	TP	AS	TO	ST	Blocks BS BA	+/-
4	George Conditt	F 17:35	1-2	0-0	0-0	0 0 0	0 1	2	1	1	0	1 0	-3
5	Aljaz Kunc	F 31:08	1-9	0-4	0-0	4 3 7	3 1	2	0	1	1	1 2	-5
1	Izaiah Brockington	G 39:02	5-17	0-2	3-5	1 2 3	2 4	13	1	2	3	2 2	-17
11	Tyrese Hunter	G 36:42	5-15	2-6	0-1	1 1 2	1 3	12	3	2	3	1 0	-14
22	Gabe Kalscheur	G 28:53	1-5	0-3	1-2	0 3 3	5 2	3	3	1	1	0 0	-13
22	Robert Jones	12:08	2-3	0-0	0-2	1 1 2	1 2	4	1	2	1	0 0	-7
2	Caleb Grill	24:37	0-2	0-2	0-0	1 6 7	1 0	1	0	1	2	0 0	-19
21	Jaden Walker	09:55	0-0	0-0	0-0	0 0 0	2 0	0	0	4	1	1 0	-7
Team						2 1 3		0	0				
Totals			15-53	2-17	4-10	10 17 27	15 14	36	10	16	12	6 7	-17

Technical Fouls: NONE

	OSU	ISU
Biggest lead	17 (2 nd 0:55)	1 (1 st 18:27)
Best Scoring Run	11 (2 nd 3:51)	6 (2 nd 14:32)
Lead Changes	6	
Times Tied	1	
Time with Lead	33:52	02:19

Points from	OSU	ISU
Turnovers	17	6
Paint	28	18
Second Chance	7	4
Fast Breaks	6	4
Bench	25	4

Game Notes: Fouled Out: ISU #22 Kalscheur 1:30



Official Basketball Box Score - Final
Iowa St. at Baylor
 03/05/22 Ferrell Center, Waco
 2021-22 Men's Basketball

Game Time: 5:00 PM
 Game Duration: 2:10
 Attendance: 9,385

Officials: Rick Crawford, Job Hairness, Amy Bonner

Iowa St. - 68

Record: 20-11 (7-11)

NO.	Name	Min	FG M-A	3P M-A	FT M-A	Rebounds OR DR TOT	Fouls PF FD	TP	AS	TO	ST	Blocks BS BA	+/-
4	George Conditt	F 19:25	3-3	0-0	3-4	1 3 4	3 4	9	1	1	0	0 0	-6
5	Aljaz Kunc	F 25:53	3-5	2-4	0-0	0 5 5	2 1	8	1	0	0	0 0	1
1	Izaiah Brockington	G 37:24	4-13	1-5	2-3	0 6 6	2 2	11	4	1	1	0 1	-2
11	Tyrese Hunter	G 38:45	1-7	1-4	0-0	0 2 2	4 1	13	3	1	0	2 2	-1
22	Gabe Kalscheur	G 25:04	8-13	2-6	0-0	1 1 2	4 2	18	1	3	0	0 0	-12
12	Robert Jones	18:33	6-8	0-0	0-0	5 1 6	4 1	12	0	1	1	0 1	-2
2	Caleb Grill	23:11	3-7	1-5	0-0	2 2 2	2 0	7	2	0	1	0 0	-6
23	Tristan Enaruna	02:06	0-0	0-0	0-0	0 0 0	0 0	0	0	0	0	0 0	-10
21	Jaden Walker	09:39	0-3	0-1	0-0	0 0 0	1 0	0	0	0	1	0 0	0
Team						0 0 0		0	1				
Totals			28-59	7-25	5-7	7 20 27	22 11	68	22	10	5	0 4	-7

Technical Fouls: NONE

Baylor - 75

Record: 26-5 (14-4)

NO.	Name	Min	FG M-A	3P M-A	FT M-A	Rebounds OR DR TOT	Fouls PF FD	TP	AS	TO	ST	Blocks BS BA	+/-
0	Flo Thamba	F 32:01	2-4	0-0	3-4	5 3 8	4 4	7	0	1	0	0 0	13
2	Kendall Brown	F 35:51	6-8	1-2	3-6	4 6 10	3 6	16	2	3	0	1 0	-3
24	Matthew Mayer	F 24:42	3-11	1-5	0-0	1 4 5	0 0	7	2	1	0	2 0	2
10	Adam Flagler	G 35:56	3-7	2-4	5-6	0 0 0	1 4	13	3	1	0	0 0	-2
11	James Akinjo	G 37:53	7-14	3-10	3-5	0 4 4	1 5	20	6	3	2	0 0	11
1	Jeremy Sochan	25:09	5-10	1-3	1-5	2 4 6	2 3	12	0	2	2	1 0	16
3	Dale Bonner	08:28	0-1	0-1	0-0	1 1 2	0 0	0	1	0	0	0 0	-2
Team						0 2 2		0	0				
Totals			26-55	8-25	15-26	13 24 37	11 22	75	14	11	4	4 0	7

Technical Fouls: NONE

	ISU	BU
Biggest lead	2 (1 st 19:08)	25 (1 st 7:53)
Best Scoring Run	10 (2 nd 7:51)	22 (1 st 7:53)
Lead Changes	5	
Times Tied	3	
Time with Lead	01:10	34:22

Points from	ISU	BU
Turnovers	17	13
Paint	32	28
Second Chance	4	11
Fast Breaks	5	10
Bench	19	12

Period by Period Scoring	1st	2nd	TOT
ISU	29	39	68
BU	39	36	75

Shooting By Period		
1 st	FG%	14-31 45.2%
	3PT%	4-11 36.4%
	FT%	7-13 53.8%
2 nd	FG%	12-24 50.0%
	3PT%	4-14 28.6%
	FT%	8-13 61.5%
GM	FG%	26-55 47.3%
	3PT%	8-25 32.0%
	FT%	15-26 57.7%

Dead Ball Rebounds: 6, 2

2021-22 BOX SCORES



Official Basketball Box Score - Final

Iowa St. at LSU
03/18/22 Fiserv Forum, Milwaukee
2021-22 Men's Basketball

Game Time: 6:20 PM
Game Duration: 2:22
Attendance: 17,500

Officials: Ronald Groover, Marques Pettigrew, Mark Schnur

Iowa St. - 59

Record: 21-12

NO.	Name	Min	FG M-A	3P M-A	FT M-A	Rebounds OR DR TOT	Fouls PF FD	TP	AS	TO	ST	Blocks BS BA	+/-
12	Robert Jones	F 16:30	0-0	0-0	0-0	0 4 4	2 0	0	2	1	0	0 0	4
23	Tristan Eranuna	F 10:48	1-1	0-0	0-0	1 1 2	1 1	2	2	0	0	0 0	3
1	Izaiah Brockington	G 38:24	6-16	1-4	6-8	2 2 4	3 3	19	1	2	3	0 1	7
11	Tyrese Hunter	G 34:03	8-13	7-11	0-0	0 3 3	2 2	23	3	3	5	0 0	8
22	Gabe Kalscheur	G 30:26	1-7	1-6	1-2	2 2 4	4 2	4	3	4	3	0 0	-3
2	Caleb Grill	28:07	3-14	2-11	0-0	1 3 4	4 0	8	1	0	2	0 0	2
5	Aljaz Kunc	25:48	1-3	1-3	0-0	0 4 4	2 4	3	1	0	2	2 0	5
3	Tre Jackson	05:55	0-2	0-2	0-0	0 1 1	0 1	0	0	0	0	0 0	-2
4	George Conditt	09:59	0-0	0-0	0-0	1 0 1	1 0	0	1	0	0	2 0	1
Team						1 1 2		0		0			
Totals			20-56	12-37	7-10	8 21 29	19 13	59	14	10	15	4 1	5

Technical Fouls: NONE

Shooting By Period			
1 st	FG%	9-27	33.3%
3 ^{PT}		3-15	20.0%
FT%		3-4	75%
2 nd	FG%	11-29	37.9%
3 ^{PT}		9-22	40.9%
FT%		4-6	66.7%
GM	FG%	20-56	35.7%
3 ^{PT}		12-37	32.4%
FT%		7-10	70.0%

Dead Ball Rebounds: 5, 0

LSU - 54

Record: 22-12

NO.	Name	Min	FG M-A	3P M-A	FT M-A	Rebounds OR DR TOT	Fouls PF FD	TP	AS	TO	ST	Blocks BS BA	+/-
4	Darius Days	F 36:18	4-9	2-6	4-8	3 9 12	2 5	14	0	2	2	0 0	0
5	Mwani Wilkinson	F 29:28	3-9	0-5	2-2	2 1 3	1 1	8	1	1	1	0 0	-1
15	Efion Reid	C 16:47	1-1	0-0	2-2	1 2 3	2 1	4	0	2	0	0 0	-9
0	Brandon Murray	G 35:28	3-8	1-4	1-3	0 3 3	1 2	8	1	2	2	0 2	1
1	Xavier Pinson	G 32:03	1-5	0-1	0-1	1 1 2	1 6	2	7	5	1	0 0	1
13	Tari Eason	19:53	5-9	1-2	7-7	1 3 4	4 3	18	0	4	0	0 1	3
2	Eric Gaines	18:24	0-3	0-1	0-0	0 2 2	2 1	0	2	2	0	1 1	-12
3	Alex Fudge	01:57	0-0	0-0	0-0	0 0 0	0 0	0	0	0	0	0 0	-1
11	Justice Williams	04:32	0-1	0-0	0-0	0 0 0	0 0	0	0	0	1	0 0	-6
24	Shareef O'Neal	05:10	0-1	0-0	0-0	0 1 1	0 0	0	0	1	0	0 0	-1
Team						4 4 8		0		0			
Totals			17-46	4-19	16-23	12 26 38	13 19	54	11	19	7	1 4	-5

Technical Fouls: Bench 2nd 17:26

Shooting By Period			
1 st	FG%	7-27	25.9%
3 ^{PT}		2-12	16.7%
FT%		3-5	60%
2 nd	FG%	10-19	52.6%
3 ^{PT}		2-7	28.6%
FT%		13-18	72.2%
GM	FG%	17-46	37.0%
3 ^{PT}		4-19	21.1%
FT%		16-23	69.6%

Dead Ball Rebounds: 3, 0

	ISU	LSU
Biggest lead	12 (1 st 6:37)	1 (1 st 17:47)
Best Scoring Run	8 (1 st 6:37)	8 (2 nd 3:27)
Lead Changes	2	
Times Tied	3	
Time with Lead	35:37	00:56

Points from	ISU	LSU
Turnovers	22	8
Paint	6	20
Second Chance	8	7
Fast Breaks	4	14
Bench	11	18

Period by Period Scoring			
	1st	2nd	TOT
ISU	24	35	59
LSU	19	35	54



2021-22 Iowa St. Men's Basketball Combined Team Statistics All games

Page 1/1
as of Mar 19, 2022

Game Records

Record	Overall	Home	Away	Neutral
ALL GAMES	21-12	14-5	4-6	3-1
CONFERENCE	7-11	4-5	3-6	0-0
NON-CONFERENCE	14-1	10-0	1-0	3-1

Score by Periods

Team	1st	2nd	OT	TOT
Iowa St.	1015	1151	20	2186
Opponents	938	1109	23	2070

Team Box Score

No.	Player				Total		3-Point		F-Throw		Rebounds											
		GP-GS	MIN	AVG	FG-FGA	FG%	3FG-3FGA	3FG%	FT-FTA	FT%	OFF	DEF	TOT	AVG	PF	DQ	A	TO	BLK	STL	PTS	AVG
1	BROCKINGTON, Izaiah	33-33	1144:50	34.7	216-473	.457	33-89	.371	105-136	.772	57	173	230	7.0	62	1	54	63	8	43	570	17.3
11	HUNTER, Tyrese	33-33	1056:49	32.0	133-334	.398	36-128	.281	66-97	.680	18	95	113	3.4	66	0	160	108	9	65	368	11.2
22	KALSCHEUR, Gabe	33-33	1010:29	30.6	108-307	.352	38-160	.238	46-68	.676	15	60	75	2.3	103	6	59	86	2	40	300	9.1
2	GRILL, Caleb	33-0	799:46	24.2	76-192	.396	55-155	.355	10-16	.625	13	74	87	2.6	67	1	50	21	6	33	217	6.6
5	KUNC, Aljaz	33-8	725:49	22.0	60-139	.432	36-91	.396	44-62	.710	31	97	128	3.9	73	1	33	19	16	28	200	6.1
4	CONDITT, George	33-26	602:13	18.2	61-90	.678	0-0	.000	39-57	.684	46	66	112	3.4	97	4	63	48	29	16	161	4.9
23	ENARUNA, Tristan	31-25	462:23	14.9	60-110	.545	3-10	.300	19-26	.731	34	58	92	3.0	27	0	10	26	14	16	142	4.6
3	JACKSON, Tre	26-0	344:25	13.2	38-94	.404	25-69	.362	2-2	1.000	4	23	27	1.0	33	1	20	22	2	20	103	4.0
12	JONES, Robert	32-7	388:48	12.2	40-79	.506	0-0	.000	11-33	.333	29	45	74	2.3	54	2	26	25	15	13	91	2.8
21	WALKER, Jaden	15-0	114:24	7.6	12-24	.500	1-3	.333	7-14	.500	8	6	14	0.9	14	0	9	12	1	9	32	2.1
15	BOOTHE, Carter	6-0	08:05	1.3	0-1	.000	0-1	.000	2-2	1.000	0	0	0	0.0	0	0	1	0	0	1	2	0.3
Team											55	45	100				22					
Total		33	6658		804-1843	.436	227-706	.322	351-513	.684	310	742	1052	31.9	596	16	485	452	102	284	2186	66.2
Opponents		33	6650		720-1687	.427	186-633	.294	444-618	.718	300	794	1094	33.2	566	10	379	551	127	238	2070	62.7

Team Statistics

	IOWAST	OPP
Scoring	2186	2070
Points per game	66.2	62.7
Scoring margin	+3.5	-
Field goals-att	804-1843	720-1687
Field goal pct	.436	.427
3 point fg-att	227-706	186-633
3-point FG pct	.322	.294
3-pt FG made per game	6.9	5.6
Free throws-att	351-513	444-618
Free throw pct	.684	.718
F-Throws made per game	10.6	13.5
Rebounds	1052	1094
Rebounds per game	31.9	33.2
Rebounding margin	-1.3	-
Assists	485	379
Assists per game	14.7	11.5
Turnovers	452	551
Turnovers per game	13.7	16.7
Turnover margin	+3.0	-
Assist/turnover ratio	1.1	0.7
Steals	284	238
Steals per game	8.6	7.2
Blocks	102	127
Blocks per game	3.1	3.8
Winning streak	1	-
Home win streak	0	-
Attendance	244457	113994
Home games-Avg/Game	19-12866	10-11399
Neutral site-Avg/Game	-	4-9691

Team Results

Date	Opponent		Score	Att.
11/09/2021	Kennesaw St.	W	84-73	12180
11/12/2021	Oregon St.	W	60-50	12401
11/16/2021	Alabama St.	W	68-60	12100
11/21/2021	Grambling	W	82-47	10533
11/24/2021	vs Xavier	W	82-70	2804
11/26/2021	vs Memphis	W	78-59	2655
12/01/2021	Ark.-Pine Bluff	W	83-64	12305
12/04/2021	at Creighton	W	64-58	18294
12/09/2021	Iowa	W	73-53	14267
12/12/2021	Jackson St.	W	47-37	12537
12/19/2021	Southeastern La.	W	77-54	11809
12/21/2021	Chicago St.	W	79-48	11894
01/01/2022	Baylor	L	72-77	14267
01/05/2022	Texas Tech	W	51-47	11699
01/08/2022	at Oklahoma	L	66-79	8142
01/11/2022	at Kansas	L	61-62	16300
01/15/2022	Texas	W	79-70	14267
01/18/2022	at Texas Tech	L	60-72	15098
01/22/2022	TCU	L	44-59	14267
01/26/2022	at Oklahoma St.	Wot	84-81	8271
01/29/2022	Missouri	W	67-50	13612
02/01/2022	Kansas	L	61-70	13587
02/05/2022	at Texas	L	41-63	13656
02/08/2022	at West Virginia	L	63-79	11191
02/12/2022	Kansas St.	Lot	69-75	13477
02/15/2022	at TCU	W	54-51	5567
02/19/2022	Oklahoma	W	75-54	13746
02/23/2022	West Virginia	W	84-81	12810
02/26/2022	at Kansas St.	W	74-73	8090
03/02/2022	Oklahoma St.	L	36-53	12699
03/05/2022	at Baylor	L	68-75	9385
03/10/2022	vs Texas Tech	L	41-72	15805
03/18/2022	vs LSU	W	59-54	17500



**2021-22 Iowa St. Men's Basketball
Extended Season Box Score
All games**

Page 1/1
as of Mar 19, 2022

Game Records

Record	Overall	Home	Away	Neutral
ALL GAMES	21-12	14-5	4-6	3-1
CONFERENCE	7-11	4-5	3-6	0-0
NON-CONFERENCE	14-1	10-0	1-0	3-1

Team Box Score Extended

No.	Player	Total			3-Point			F-Throw		Rebounds																	
		GP-GS	MIN	AVG	FG-FGA	FG%	3FG-3FGA	3FG%	FT-FTA	FT%	OFF	DEF	TOT	AVG	PF	DQ	A	A/G	TO	TO/G	A/TO	BLK	BLK/G	STL	STL/G	PTS	AVG
1	BROCKINGTON, Izaiah	33-33	1144:50	34.7	216-473	.457	33-89	.371	105-136	.772	57	173	230	7.0	62	1	54	1.64	63	1.91	0.86	8	0.24	43	1.30	570	17.3
11	HUNTER, Tyrese	33-33	1056:49	32.0	133-334	.398	36-128	.281	66-97	.680	18	95	113	3.4	66	0	160	4.85	108	3.27	1.48	9	0.27	65	1.97	368	11.2
22	KALSCHEUR, Gabe	33-33	1010:29	30.6	108-307	.352	38-160	.238	46-68	.676	15	60	75	2.3	103	6	59	1.79	86	2.61	0.69	2	0.06	40	1.21	300	9.1
2	GRILL, Caleb	33-0	799:46	24.2	76-192	.396	55-155	.355	10-16	.625	13	74	87	2.6	67	1	50	1.52	21	0.64	2.38	6	0.18	33	1.00	217	6.6
5	KUNC, Aljaz	33-8	725:49	22.0	60-139	.432	36-91	.396	44-62	.710	31	97	128	3.9	73	1	33	1.00	19	0.58	1.74	16	0.48	28	0.85	200	6.1
4	CONDITT, George	33-26	602:13	18.2	61-90	.678	0-0	.000	39-57	.684	46	66	112	3.4	97	4	63	1.91	48	1.45	1.31	29	0.88	16	0.48	161	4.9
23	ENARUNA, Tristan	31-25	462:23	14.9	60-110	.545	3-10	.300	19-26	.731	34	58	92	3.0	27	0	10	0.32	26	0.84	0.38	14	0.45	16	0.52	142	4.6
3	JACKSON, Tre	26-0	344:25	13.2	38-94	.404	25-69	.362	2-2	1.000	4	23	27	1.0	33	1	20	0.77	22	0.85	0.91	2	0.08	20	0.77	103	4.0
12	JONES, Robert	32-7	388:48	12.2	40-79	.506	0-0	.000	11-33	.333	29	45	74	2.3	54	2	26	0.81	25	0.78	1.04	15	0.47	13	0.41	91	2.8
21	WALKER, Jaden	15-0	114:24	7.6	12-24	.500	1-3	.333	7-14	.500	8	6	14	0.9	14	0	9	0.60	12	0.80	0.75	1	0.07	9	0.60	32	2.1
15	BOOTHE, Carter	6-0	08:05	1.3	0-1	.000	0-1	.000	2-2	1.000	0	0	0	0.0	0	0	1	0.17	0	0.00	1.00	0	0.00	1	0.17	2	0.3
Total		33	6658		804-1843	.436	227-706	.322	351-513	.684	310	742	1052	31.9	596	16	485	14.70	452	13.70	1.07	102	3.09	284	8.61	2186	66.2
Opponents		33	6650		720-1687	.427	186-633	.294	444-618	.718	300	794	1094	33.2	566	10	379	11.48	551	16.70	0.69	127	3.85	238	7.21	2070	62.7

Score by Periods

Team	1st	2nd	OT	TOT
Iowa St.	1015	1151	20	2186
Opponents	938	1109	23	2070

2020-21 Cyclone Basketball
Iowa State Team Game-by-Game Comparison (as of Mar 18, 2022)
All games

Opponent	1st	2nd	Score	Mar	Total FG	FG Pct	3-Pointers	3FG Pct	Free Throws	FT Pct	Rebounds	Assist	T/Over	Block	Steal	Fouls
KENNESAW ST.	37/29	47/44	84-73	+11	27-51/20-46	.529/.435	8-25/7-20	.320/.350	22-33/26-36	.667/.722	29/31 (2)	16/6	22/24	1/1	14/11	31/26
OREGON ST.	26/20	34/30	60-50	+10	25-57/20-59	.439/.339	7-26/3-22	.269/.136	3-5/7-14	.600/.500	39/34 +5	15/10	19/14	4/1	4/7	17/15
ALABAMA ST.	27/23	41/37	68-60	+8	26-70/25-57	.371/.439	1-20/4-15	.050/.267	15-19/6-12	.789/.500	36/44 (8)	13/10	8/23	6/7	12/6	14/19
GRAMBLING	49/25	33/22	82-47	+35	29-63/14-45	.460/.311	13-25/5-14	.520/.357	11-16/14-19	.688/.737	46/22 +24	21/8	11/15	3/2	9/2	18/16
Xavier	38/39	44/31	82-70	+12	34-66/26-60	.515/.433	10-20/3-21	.500/.143	4-7/15-21	.571/.714	33/39 (6)	12/8	12/17	1/3	10/7	19/16
Memphis	32/27	46/32	78-59	+19	25-55/19-53	.455/.358	6-16/6-17	.375/.353	22-33/15-23	.667/.652	42/34 +8	14/8	15/22	10/10	13/8	20/27
ARK.-PINE BLUFF	38/22	45/42	83-64	+19	30-67/18-45	.448/.400	7-22/6-23	.318/.261	16-20/22-24	.800/.917	37/26 +11	19/8	9/19	1/4	9/5	20/18
Creighton	23/23	41/35	64-58	+6	21-51/19-45	.412/.422	7-14/6-19	.500/.316	15-20/14-18	.750/.778	28/34 (6)	11/5	14/21	2/3	11/8	19/15
IOWA	38/26	35/27	73-53	+20	27-62/17-63	.435/.270	8-25/5-27	.320/.185	11-17/14-15	.647/.933	50/32 +18	18/10	16/12	4/6	5/7	16/18
JACKSON ST.	28/20	19/17	47-37	+10	15-43/16-40	.349/.400	5-13/3-13	.385/.231	12-20/2-5	.600/.400	30/27 +3	11/10	13/22	2/2	10/9	9/21
SOUTHEASTERN LA.	25/17	52/37	77-54	+23	29-51/18-49	.569/.367	10-23/8-29	.435/.276	9-15/10-13	.600/.769	30/23 +7	19/13	11/13	3/3	8/5	15/13
CHICAGO ST.	34/23	45/25	79-48	+31	27-56/15-54	.482/.278	6-18/2-20	.333/.100	19-20/16-23	.950/.696	41/31 +10	19/8	16/21	5/1	11/9	21/22
BAYLOR	33/41	39/36	72-77	(5)	25-53/30-60	.472/.500	1-14/7-17	.071/.412	21-27/10-14	.778/.714	30/32 (2)	11/13	17/19	3/6	12/8	18/22
TEXAS TECH	30/19	21/28	51-47	+4	15-49/19-49	.306/.388	7-25/3-17	.280/.176	14-19/6-15	.737/.400	35/34 +1	9/11	18/15	3/3	6/8	19/21
Oklahoma	36/32	30/47	66-79	(13)	29-52/29-47	.558/.617	8-17/7-12	.471/.583	0-1/14-17	.000/.824	17/26 (9)	14/17	12/12	0/2	9/6	17/11
Kansas	33/31	28/31	61-62	(1)	24-59/21-48	.407/.438	6-18/6-20	.333/.300	7-11/14-18	.636/.778	32/33 (1)	10/11	12/16	2/9	8/4	15/12
TEXAS	38/31	41/39	79-70	+9	29-51/24-52	.569/.462	10-23/8-22	.435/.364	11-16/14-18	.688/.778	25/32 (7)	22/13	14/20	1/4	11/8	22/20
Texas Tech	23/26	37/46	60-72	(12)	23-63/20-46	.365/.435	5-26/3-16	.192/.188	9-15/29-38	.600/.763	36/36 -	6/7	16/13	5/4	9/5	28/18
TCU	23/34	21/25	44-59	(15)	17-55/25-51	.309/.490	3-26/4-15	.115/.267	7-10/5-8	.700/.625	28/39 (11)	10/11	11/15	6/0	5/8	12/12
Oklahoma St.	34/35	36/35	84-81	+3	32-60/26-55	.533/.473	12-28/7-24	.429/.292	8-16/22-29	.500/.759	29/33 (4)	21/15	15/16	3/3	4/6	23/21
MISSOURI	32/29	35/21	67-50	+17	24-53/18-42	.453/.429	6-18/5-14	.333/.357	13-15/9-18	.867/.500	31/27 +4	16/9	12/18	1/2	7/7	15/15
KANSAS	24/30	37/40	61-70	(9)	26-63/28-50	.413/.560	5-22/5-13	.227/.385	4-6/9-13	.667/.692	26/37 (11)	16/19	13/22	2/3	9/12	17/11
Texas	23/25	18/38	41-63	(22)	14-49/25-57	.286/.439	2-15/9-23	.133/.391	11-16/4-8	.688/.500	35/36 (1)	5/18	18/12	2/5	6/8	11/15
West Virginia	28/39	35/40	63-79	(16)	22-58/22-44	.379/.500	7-25/10-20	.280/.500	12-22/25-29	.545/.862	28/37 (9)	12/14	14/20	1/7	10/11	24/21
KANSAS ST.	40/28	23/35	69-75	(6)	27-66/26-62	.409/.419	8-25/10-27	.320/.370	7-9/13-18	.778/.722	42/37 +5	18/17	12/9	8/5	3/8	16/14
TCU	22/24	32/27	54-51	+3	21-54/20-55	.389/.364	5-14/3-17	.357/.176	7-11/8-11	.636/.727	29/38 (9)	13/14	8/10	2/6	8/3	13/15
OKLAHOMA	40/25	35/29	75-54	+21	33-49/21-43	.673/.488	8-15/5-17	.533/.294	1-3/7-9	.333/.778	21/20 +1	19/12	11/16	5/2	6/6	11/14
WEST VIRGINIA	31/41	53/40	84-81	+3	27-49/25-54	.551/.463	10-19/7-18	.526/.389	20-30/24-27	.667/.889	23/34 (11)	19/15	9/14	3/5	8/3	21/26
Kansas St.	37/35	37/38	74-73	+1	23-52/20-47	.442/.426	10-25/8-25	.400/.320	18-24/25-33	.750/.758	37/26 +11	19/9	18/14	3/2	9/10	23/22
OKLAHOMA ST.	20/22	16/31	36-53	(17)	15-53/23-52	.283/.442	2-17/3-15	.118/.200	4-10/4-7	.400/.571	27/45 (18)	10/11	16/22	6/7	12/10	15/14
Baylor	29/39	39/36	68-75	(7)	28-59/26-55	.475/.473	7-25/8-25	.280/.320	5-7/15-26	.714/.577	27/37 (10)	22/14	10/11	0/4	5/4	22/11
Texas Tech	20/39	21/33	41-72	(31)	15-48/28-56	.313/.500	5-25/6-17	.200/.353	6-10/10-16	.600/.625	24/40 (16)	11/14	20/15	0/4	6/12	16/12
LSU	24/19	35/35	59-54	+5	20-56/17-46	.357/.370	12-37/4-19	.324/.211	7-10/16-23	.700/.696	29/38 (9)	14/11	10/19	4/1	15/7	19/13

Note: Game totals are displayed in the format TEAM/OPPONENT for each category



2021-22 Iowa St. Men's Basketball Combined Team Statistics In Conference games

Page 1/1
as of Mar 06, 2022

Game Records

Record	Overall	Home	Away	Neutral
ALL GAMES	7-11	4-5	3-6	0-0
CONFERENCE	7-11	4-5	3-6	0-0
NON-CONFERENCE	0-0	0-0	0-0	0-0

Score by Periods

Team	1st	2nd	OT	TOT
Iowa St.	544	578	20	1142
Opponents	557	641	23	1221

Team Box Score

No.	Player				Total		3-Point		F-Throw		Rebounds											
		GP-GS	MIN	AVG	FG-FGA	FG%	3FG-3FGA	3FG%	FT-FTA	FT%	OFF	DEF	TOT	AVG	PF	DQ	A	TO	BLK	STL	PTS	AVG
1	BROCKINGTON, Izaiah	18-18	648:39	36.0	129-283	.456	19-52	.365	49-65	.754	26	91	117	6.5	33	0	31	31	4	20	326	18.1
11	HUNTER, Tyrese	18-18	597:42	33.2	73-181	.403	19-67	.284	39-56	.696	12	47	59	3.3	34	0	90	64	7	32	204	11.3
22	KALSCHUR, Gabe	18-18	536:12	29.8	59-156	.378	23-89	.258	8-15	.533	8	25	33	1.8	63	6	22	44	0	13	149	8.3
2	GRILL, Caleb	18-0	444:33	24.7	37-97	.381	26-81	.321	5-8	.625	6	45	51	2.8	32	0	24	12	5	17	105	5.8
5	KUNC, Aljaz	18-7	392:49	21.8	26-78	.333	17-55	.309	24-35	.686	14	47	61	3.4	40	1	16	12	5	16	93	5.2
4	CONDITT, George	18-14	337:43	18.8	30-44	.682	0-0	.000	19-28	.679	14	37	51	2.8	50	2	43	29	18	9	79	4.4
23	ENARUNA, Tristan	16-11	231:47	14.5	27-49	.551	1-5	.200	8-12	.667	13	29	42	2.6	14	0	4	13	6	8	63	3.9
3	JACKSON, Tre	11-0	139:05	12.6	14-37	.378	10-28	.357	2-2	1.000	4	6	10	0.9	16	0	3	10	0	8	40	3.6
12	JONES, Robert	18-4	230:58	12.8	26-50	.520	0-0	.000	5-20	.250	19	21	40	2.2	34	1	16	10	9	8	57	3.2
21	WALKER, Jaden	11-0	97:05	8.8	9-19	.474	1-2	.500	7-12	.583	8	3	11	1.0	11	0	7	10	1	9	26	2.4
15	BOOTHE, Carter	2-0	01:29	0.7	0-0	.000	0-0	.000	0-0	.000	0	0	0	0.0	0	0	0	0	0	0	0	0.0
Team											29	23	52					9				
Total		18	3658		430-994	.433	116-379	.306	166-253	.656	153	374	527	29.3	327	10	256	244	55	140	1142	63.4
Opponents		18	3650		430-927	.464	113-343	.329	248-338	.734	161	451	612	34.0	300	4	241	276	77	128	1221	67.8

Team Statistics

	IOWAST	OPP
Scoring	1142	1221
Points per game	63.4	67.8
Scoring margin	-4.4	-
Field goals-att	430-994	430-927
Field goal pct	.433	.464
3 point fg-att	116-379	113-343
3-point FG pct	.306	.329
3-pt FG made per game	6.4	6.3
Free throws-att	166-253	248-338
Free throw pct	.656	.734
F-Throws made per game	9.2	13.8
Rebounds	527	612
Rebounds per game	29.3	34.0
Rebounding margin	-4.7	-
Assists	256	241
Assists per game	14.2	13.4
Turnovers	244	276
Turnovers per game	13.6	15.3
Turnover margin	+1.8	-
Assist/turnover ratio	1.0	0.9
Steals	140	128
Steals per game	7.8	7.1
Blocks	55	77
Blocks per game	3.1	4.3
Winning streak	0	-
Home win streak	0	-
Attendance	120819	95700
Home games-Avg/Game	9-13424	9-10633
Neutral site-Avg/Game	-	0-0

Team Results

Date	Opponent		Score	Att.
01/01/2022	Baylor	L	72-77	14267
01/05/2022	Texas Tech	W	51-47	11699
01/08/2022	at Oklahoma	L	66-79	8142
01/11/2022	at Kansas	L	61-62	16300
01/15/2022	Texas	W	79-70	14267
01/18/2022	at Texas Tech	L	60-72	15098
01/22/2022	TCU	L	44-59	14267
01/26/2022	at Oklahoma St.	Wot	84-81	8271
02/01/2022	Kansas	L	61-70	13587
02/05/2022	at Texas	L	41-63	13656
02/08/2022	at West Virginia	L	63-79	11191
02/12/2022	Kansas St.	Lot	69-75	13477
02/15/2022	at TCU	W	54-51	5567
02/19/2022	Oklahoma	W	75-54	13746
02/23/2022	West Virginia	W	84-81	12810
02/26/2022	at Kansas St.	W	74-73	8090
03/02/2022	Oklahoma St.	L	36-53	12699
03/05/2022	at Baylor	L	68-75	9385



2021-22 Iowa St. Men's Basketball
Individual Game-by-Game
All games

Page 1/11
as of Mar 19, 2022

#1 BROCKINGTON, Izaiah

Opponent	Date	GS	MIN	Total		3-Pointers		Free throws		Rebounds				PF	A	TO	BLK	STL	PTS	AVG
				FG-FGA	PCT	3FG-3FGA	PCT	FT-FTA	PCT	OFF	DEF	TOT	AVG							
Kennesaw St.	11/09/2021	*	27:39	6-10	.600	1-2	.500	5-5	1.000	2	4	6	6.0	5	2	3	0	2	18	18.0
Oregon St.	11/12/2021	*	37:05	4-12	.333	0-2	.000	2-2	1.000	1	11	12	9.0	2	1	3	0	0	10	14.0
Alabama St.	11/16/2021	*	36:54	9-17	.529	0-2	.000	5-7	.714	4	9	13	10.3	0	1	0	1	2	23	17.0
Grambling	11/21/2021	*	13:08	0-2	.000	0-0	.000	3-4	.750	0	2	2	8.3	2	0	2	0	0	3	13.5
vs Xavier	11/24/2021	*	37:35	12-19	.632	4-6	.667	2-4	.500	2	4	6	7.8	2	3	2	0	0	30	16.8
vs Memphis	11/26/2021	*	21:29	3-6	.500	0-1	.000	3-4	.750	1	3	4	7.2	3	1	2	2	1	9	15.5
Ark.-Pine Bluff	12/01/2021	*	34:37	10-20	.500	1-2	.500	2-2	1.000	4	6	10	7.6	1	1	2	0	1	23	16.6
at Creighton	12/04/2021	*	36:29	3-13	.231	2-3	.667	4-6	.667	1	6	7	7.5	0	0	3	1	2	12	16.0
Iowa	12/09/2021	*	36:18	11-14	.786	3-5	.600	4-6	.667	5	5	10	7.8	3	2	3	0	2	29	17.4
Jackson St.	12/12/2021	*	38:04	4-9	.444	0-0	.000	1-2	.500	2	5	7	7.7	1	2	2	0	2	9	16.6
Southeastern La.	12/19/2021	*	37:03	7-12	.583	0-3	.000	3-5	.600	2	9	11	8.0	2	2	2	0	3	17	16.6
Chicago St.	12/21/2021	*	36:43	6-16	.375	0-0	.000	8-8	1.000	2	11	13	8.4	2	3	2	0	4	20	16.9
Baylor	01/01/2022	*	35:54	5-10	.500	0-0	.000	8-8	1.000	2	6	8	8.4	1	2	1	0	0	18	17.0
Texas Tech	01/05/2022	*	38:23	5-16	.313	1-4	.250	3-3	1.000	2	7	9	8.4	2	3	2	0	0	14	16.8
at Oklahoma	01/08/2022	*	37:16	9-15	.600	2-4	.500	0-0	.000	0	4	4	8.1	0	1	0	0	0	20	17.0
at Kansas	01/11/2022	*	35:51	6-15	.400	0-2	.000	5-7	.714	2	6	8	8.1	1	0	1	0	1	17	17.0
Texas	01/15/2022	*	30:06	3-7	.429	0-0	.000	2-3	.667	2	3	5	7.9	4	3	2	0	1	8	16.5
at Texas Tech	01/18/2022	*	29:56	5-14	.357	0-2	.000	2-2	1.000	3	6	9	8.0	2	0	2	0	0	12	16.2
TCU	01/22/2022	*	35:48	8-14	.571	0-1	.000	3-4	.750	1	11	12	8.2	2	0	3	0	2	19	16.4
at Oklahoma St.	01/26/2022	*	40:45	11-20	.550	3-4	.750	1-2	.500	1	1	2	7.9	2	1	4	0	0	26	16.9
Missouri	01/29/2022	*	31:52	3-8	.375	1-1	1.000	8-8	1.000	1	5	6	7.8	2	2	4	0	1	15	16.8
Kansas	02/01/2022	*	35:44	11-28	.393	0-4	.000	2-2	1.000	2	6	8	7.8	0	3	2	0	3	24	17.1
at Texas	02/05/2022	*	34:27	5-17	.294	0-3	.000	2-2	1.000	3	5	8	7.8	1	2	1	0	0	12	16.9
at West Virginia	02/08/2022	*	31:41	4-12	.333	0-1	.000	3-4	.750	2	4	6	7.8	4	3	3	0	1	11	16.6
Kansas St.	02/12/2022	*	39:56	11-17	.647	2-2	1.000	3-3	1.000	2	5	7	7.7	4	2	3	1	1	27	17.0
at TCU	02/15/2022	*	37:12	7-19	.368	2-4	.500	4-6	.667	1	6	7	7.7	0	2	1	0	3	20	17.2
Oklahoma	02/19/2022	*	35:16	10-13	.769	2-2	1.000	0-0	.000	0	2	2	7.5	2	1	0	1	1	22	17.3
West Virginia	02/23/2022	*	36:59	14-22	.636	5-8	.625	2-4	.500	0	5	5	7.4	2	1	0	0	2	35	18.0
at Kansas St.	02/26/2022	*	36:59	6-14	.429	1-4	.250	4-7	.571	2	6	8	7.4	2	2	3	0	1	17	17.9
Oklahoma St.	03/02/2022	*	39:02	5-17	.294	0-2	.000	3-5	.600	1	2	3	7.3	2	1	2	2	3	13	17.8
at Baylor	03/05/2022	*	37:24	4-13	.308	1-5	.200	2-3	.667	0	6	6	7.2	2	4	1	0	1	11	17.5
vs Texas Tech	03/10/2022	*	32:51	3-16	.188	1-6	.167	0-0	.000	2	0	2	7.1	1	2	0	0	0	7	17.2
vs LSU	03/18/2022	*	38:24	6-16	.375	1-4	.250	6-8	.750	2	2	4	7.0	3	1	2	0	3	19	17.3
Totals		33	1144:50	216-473	.457	33-89	.371	105-136	.772	57	173	230	7.0	62	54	63	8	43	570	17.3

Player Averages

Games Played	Minutes/ game	Points/ game	FG Pct	3FG Pct	FT Pct	Rebounds/ game	Assists/ game	Turnovers/ game	Assist/Turnover ratio	Steals/ game	Blocks/ game
33	34.7	17.3	45.7	37.1	77.2	7.0	1.6	1.9	0.9	1.3	0.2



**2021-22 Iowa St. Men's Basketball
Individual Game-by-Game
All games**

Page 2/11
as of Mar 19, 2022

#2 GRILL, Caleb

Opponent	Date	GS	MIN	Total		3-Pointers		Free throws		Rebounds				PF	A	TO	BLK	STL	PTS	AVG
				FG-FGA	PCT	3FG-3FGA	PCT	FT-FTA	PCT	OFF	DEF	TOT	AVG							
Kennesaw St.	11/09/2021		29:37	4-8	.500	2-5	.400	1-2	.500	1	1	2	2.0	2	2	0	0	2	11	11.0
Oregon St.	11/12/2021		26:52	3-7	.429	3-6	.500	0-1	.000	0	4	4	3.0	3	0	1	0	1	9	10.0
Alabama St.	11/16/2021		25:19	1-8	.125	0-4	.000	0-0	.000	1	1	2	2.7	2	1	1	0	0	2	7.3
Grambling	11/21/2021		27:09	4-8	.500	2-5	.400	0-0	.000	1	4	5	3.3	2	4	0	0	0	10	8.0
vs Xavier	11/24/2021		09:47	0-1	.000	0-1	.000	0-0	.000	0	0	0	2.6	0	0	0	0	0	0	6.4
vs Memphis	11/26/2021		20:01	2-2	1.000	1-1	1.000	0-0	.000	0	3	3	2.7	0	2	1	1	3	5	6.2
Ark.-Pine Bluff	12/01/2021		27:45	2-4	.500	2-4	.500	2-3	.667	0	2	2	2.6	4	1	0	0	0	8	6.4
at Creighton	12/04/2021		24:08	5-7	.714	4-4	1.000	2-2	1.000	1	0	1	2.4	4	2	1	0	2	16	7.6
Iowa	12/09/2021		21:38	0-1	.000	0-1	.000	0-0	.000	1	0	1	2.2	2	5	1	0	0	0	6.8
Jackson St.	12/12/2021		15:15	0-3	.000	0-3	.000	0-0	.000	1	2	3	2.3	0	0	0	0	0	0	6.1
Southeastern La.	12/19/2021		31:26	7-11	.636	6-10	.600	0-0	.000	0	5	5	2.5	3	5	1	0	2	20	7.4
Chicago St.	12/21/2021		19:43	4-7	.571	3-6	.500	0-0	.000	0	0	0	2.3	5	0	1	0	1	11	7.7
Baylor	01/01/2022		25:51	1-6	.167	1-6	.167	0-0	.000	0	2	2	2.3	2	2	1	0	1	3	7.3
Texas Tech	01/05/2022		25:54	2-6	.333	2-6	.333	2-2	1.000	0	3	3	2.4	2	0	1	1	2	8	7.4
at Oklahoma	01/08/2022		13:16	0-1	.000	0-1	.000	0-0	.000	0	0	0	2.2	0	0	1	0	0	0	6.9
at Kansas	01/11/2022		21:14	1-3	.333	0-1	.000	0-0	.000	2	3	5	2.4	2	2	0	0	0	2	6.6
Texas	01/15/2022		21:21	3-7	.429	1-5	.200	2-2	1.000	0	1	1	2.3	0	2	1	0	1	9	6.7
at Texas Tech	01/18/2022		23:07	6-10	.600	4-8	.500	1-1	1.000	0	1	1	2.2	3	0	1	0	1	17	7.3
TCU	01/22/2022		24:37	1-6	.167	0-5	.000	0-0	.000	0	0	0	2.1	2	2	0	1	0	2	7.0
at Oklahoma St.	01/26/2022		24:56	5-7	.714	5-7	.714	0-0	.000	0	0	0	2.0	2	0	0	0	0	15	7.4
Missouri	01/29/2022		26:42	2-8	.250	2-7	.286	0-0	.000	0	2	2	2.0	2	3	1	0	3	6	7.3
Kansas	02/01/2022		27:12	1-3	.333	0-2	.000	0-0	.000	1	3	4	2.1	2	5	2	0	2	2	7.1
at Texas	02/05/2022		18:22	0-3	.000	0-3	.000	0-0	.000	0	3	3	2.1	1	0	1	0	2	0	6.8
at West Virginia	02/08/2022		32:45	4-6	.667	4-6	.667	0-0	.000	0	2	2	2.1	4	1	0	1	2	12	7.0
Kansas St.	02/12/2022		31:47	1-12	.083	0-9	.000	0-0	.000	0	8	8	2.4	2	1	0	2	0	2	6.8
at TCU	02/15/2022		19:21	1-3	.333	1-1	1.000	0-1	.000	0	2	2	2.3	2	2	1	0	1	3	6.7
Oklahoma	02/19/2022		26:45	1-2	.500	1-2	.500	0-1	.000	0	2	2	2.3	1	2	0	0	0	3	6.5
West Virginia	02/23/2022		28:58	1-3	.333	0-2	.000	0-1	.000	1	2	3	2.4	2	1	0	0	1	2	6.4
at Kansas St.	02/26/2022		31:20	6-10	.600	6-10	.600	0-0	.000	1	5	6	2.5	2	1	2	0	1	18	6.8
Oklahoma St.	03/02/2022		24:37	0-2	.000	0-2	.000	0-0	.000	1	6	7	2.6	1	1	1	0	2	0	6.5
at Baylor	03/05/2022		23:11	3-7	.429	1-5	.200	0-0	.000	0	2	2	2.6	2	2	0	0	1	7	6.5
vs Texas Tech	03/10/2022		21:43	2-6	.333	2-6	.333	0-0	.000	0	2	2	2.6	2	0	1	0	0	6	6.5
vs LSU	03/18/2022		28:07	3-14	.214	2-11	.182	0-0	.000	1	3	4	2.6	4	1	0	0	2	8	6.6
Totals		0	799:46	76-192	.396	55-155	.355	10-16	.625	13	74	87	2.6	67	50	21	6	33	217	6.6

Player Averages

Games Played	Minutes/ game	Points/ game	FG Pct	3FG Pct	FT Pct	Rebounds/ game	Assists/ game	Turnovers/ game	Assist/Turnover ratio	Steals/ game	Blocks/ game
33	24.2	6.6	39.6	35.5	62.5	2.6	1.5	0.6	2.4	1.0	0.2



**2021-22 Iowa St. Men's Basketball
Individual Game-by-Game
All games**

Page 3/11
as of Mar 19, 2022

#3 JACKSON, Tre

Opponent	Date	GS	MIN	Total		3-Pointers		Free throws		Rebounds				PF	A	TO	BLK	STL	PTS	AVG
				FG-FGA	PCT	3FG-3FGA	PCT	FT-FTA	PCT	OFF	DEF	TOT	AVG							
Kennesaw St.	11/09/2021		24:38	4-8	.500	2-6	.333	0-0	.000	0	2	2	2.0	5	0	2	0	1	10	10.0
Oregon St.	11/12/2021		10:32	2-3	.667	1-2	.500	0-0	.000	0	5	5	3.5	0	1	1	0	0	5	7.5
Alabama St.	11/16/2021		11:17	0-3	.000	0-2	.000	0-0	.000	0	0	0	2.3	1	1	2	0	0	0	5.0
Grambling	11/21/2021		28:17	4-8	.500	4-7	.571	0-0	.000	0	1	1	2.0	1	5	2	0	3	12	6.8
vs Xavier	11/24/2021		13:44	1-2	.500	1-2	.500	0-0	.000	0	0	0	1.6	0	1	0	0	0	3	6.0
vs Memphis	11/26/2021		12:44	0-1	.000	0-0	.000	0-0	.000	0	1	1	1.5	4	0	0	1	0	0	5.0
Ark.-Pine Bluff	12/01/2021		24:37	5-10	.500	2-7	.286	0-0	.000	0	3	3	1.7	2	2	1	0	3	12	6.0
at Creighton	12/04/2021		09:53	3-4	.750	1-2	.500	0-0	.000	0	0	0	1.5	0	0	1	0	2	7	6.1
Iowa	12/09/2021		11:59	2-5	.400	2-4	.500	0-0	.000	0	1	1	1.4	0	0	2	0	1	6	6.1
Jackson St.	12/12/2021		07:59	1-2	.500	0-1	.000	0-0	.000	0	0	0	1.3	1	1	0	0	1	2	5.7
Southeastern La.	12/19/2021		12:23	0-2	.000	0-1	.000	0-0	.000	0	0	0	1.2	0	2	0	0	0	0	5.2
Chicago St.	12/21/2021		19:24	2-4	.500	2-3	.667	0-0	.000	0	0	0	1.1	1	2	1	1	1	6	5.3
Baylor	01/01/2022		09:24	1-3	.333	0-2	.000	0-0	.000	0	1	1	1.1	1	0	1	0	2	2	5.0
Texas Tech	01/05/2022		07:37	0-3	.000	0-1	.000	0-0	.000	0	1	1	1.1	2	0	1	0	1	0	4.6
at Oklahoma	01/08/2022		22:50	4-7	.571	4-7	.571	0-0	.000	1	1	2	1.1	4	1	0	0	1	12	5.1
at Kansas	01/11/2022		07:41	0-0	.000	0-0	.000	0-0	.000	0	1	1	1.1	0	0	2	0	0	0	4.8
Texas	01/15/2022		10:40	2-2	1.000	0-0	.000	0-0	.000	0	1	1	1.1	0	0	1	0	1	4	4.8
at Texas Tech	01/18/2022		15:08	0-4	.000	0-3	.000	0-0	.000	0	0	0	1.1	1	1	0	0	2	0	4.5
TCU	01/22/2022		13:43	2-7	.286	1-5	.200	0-0	.000	1	0	1	1.1	2	0	0	0	0	5	4.5
at Oklahoma St.	01/26/2022		10:10	1-2	.500	1-2	.500	2-2	1.000	0	0	0	1.0	0	0	1	0	0	5	4.6
Missouri	01/29/2022		07:37	0-1	.000	0-0	.000	0-0	.000	0	2	2	1.0	2	2	0	0	0	0	4.3
Kansas	02/01/2022		21:44	4-6	.667	4-6	.667	0-0	.000	0	0	0	1.0	4	0	1	0	1	12	4.7
at Texas	02/05/2022		11:42	0-3	.000	0-2	.000	0-0	.000	0	1	1	1.0	1	0	3	0	0	0	4.5
Kansas St.	02/12/2022		08:26	0-0	.000	0-0	.000	0-0	.000	2	0	2	1.0	1	1	0	0	0	0	4.3
vs Texas Tech	03/10/2022		04:22	0-2	.000	0-2	.000	0-0	.000	0	1	1	1.0	0	0	0	0	0	0	4.1
vs LSU	03/18/2022		05:55	0-2	.000	0-2	.000	0-0	.000	0	1	1	1.0	0	0	0	0	0	0	4.0
Totals		0	344:25	38-94	.404	25-69	.362	2-2	1.000	4	23	27	1.0	33	20	22	2	20	103	4.0

Player Averages

Games Played	Minutes/game	Points/game	FG Pct	3FG Pct	FT Pct	Rebounds/game	Assists/game	Turnovers/game	Assist/Turnover ratio	Steals/game	Blocks/game
26	13.2	4.0	40.4	36.2	100.0	1.0	0.8	0.8	0.9	0.8	0.1



**2021-22 Iowa St. Men's Basketball
Individual Game-by-Game
All games**

Page 4/11
as of Mar 19, 2022

#4 CONDITT, George

Opponent	Date	GS	MIN	Total		3-Pointers		Free throws		Rebounds				PF	A	TO	BLK	STL	PTS	AVG
				FG-FGA	PCT	3FG-3FGA	PCT	FT-FTA	PCT	OFF	DEF	TOT	AVG							
Kennesaw St.	11/09/2021		24:38	4-4	1.000	0-0	.000	1-3	.333	1	3	4	4.0	5	1	4	0	0	9	9.0
Oregon St.	11/12/2021	*	19:17	2-2	1.000	0-0	.000	0-0	.000	1	2	3	3.5	4	2	1	1	1	4	6.5
Alabama St.	11/16/2021	*	13:34	1-1	1.000	0-0	.000	0-0	.000	0	4	4	3.7	3	0	0	2	1	2	5.0
Grambling	11/21/2021	*	14:17	0-2	.000	0-0	.000	0-0	.000	7	3	10	5.3	4	0	1	1	0	0	3.8
vs Xavier	11/24/2021	*	16:19	5-7	.714	0-0	.000	0-0	.000	3	2	5	5.2	5	2	0	0	2	10	5.0
vs Memphis	11/26/2021	*	16:43	0-0	.000	0-0	.000	3-6	.500	3	2	5	5.2	4	0	3	1	1	3	4.7
Ark.-Pine Bluff	12/01/2021	*	24:08	3-5	.600	0-0	.000	5-5	1.000	5	2	7	5.4	2	4	1	1	1	11	5.6
at Creighton	12/04/2021	*	30:41	3-6	.500	0-0	.000	2-2	1.000	2	1	3	5.1	4	2	0	0	1	8	5.9
Iowa	12/09/2021	*	12:33	2-4	.500	0-0	.000	0-0	.000	2	1	3	4.9	4	1	0	0	0	4	5.7
Jackson St.	12/12/2021	*	24:38	2-4	.500	0-0	.000	1-4	.250	2	2	4	4.8	2	1	3	0	0	5	5.6
Southeastern La.	12/19/2021	*	13:50	3-3	1.000	0-0	.000	2-2	1.000	1	2	3	4.6	2	2	1	1	0	8	5.8
Chicago St.	12/21/2021	*	15:05	2-3	.667	0-0	.000	4-4	1.000	4	0	4	4.6	2	0	0	2	0	8	6.0
Baylor	01/01/2022	*	20:15	3-4	.750	0-0	.000	1-2	.500	1	1	2	4.4	4	1	2	2	1	7	6.1
Texas Tech	01/05/2022	*	16:16	0-0	.000	0-0	.000	0-0	.000	1	2	3	4.3	4	2	3	0	1	0	5.6
at Oklahoma	01/08/2022	*	24:54	2-2	1.000	0-0	.000	0-0	.000	0	3	3	4.2	2	5	0	0	1	4	5.5
at Kansas	01/11/2022	*	14:08	1-4	.250	0-0	.000	0-0	.000	1	1	2	4.1	3	0	1	1	0	2	5.3
Texas	01/15/2022	*	19:33	0-1	.000	0-0	.000	0-0	.000	0	4	4	4.1	3	4	2	1	1	0	5.0
at Texas Tech	01/18/2022	*	13:28	2-2	1.000	0-0	.000	0-0	.000	2	1	3	4.0	5	2	5	3	0	4	4.9
TCU	01/22/2022	*	10:21	1-2	.500	0-0	.000	0-0	.000	0	0	0	3.8	0	1	1	0	0	2	4.8
at Oklahoma St.	01/26/2022		27:36	4-4	1.000	0-0	.000	2-3	.667	3	5	8	4.0	2	4	1	2	0	10	5.1
Missouri	01/29/2022		15:15	3-4	.750	0-0	.000	2-3	.667	0	3	3	4.0	1	3	1	0	0	8	5.2
Kansas	02/01/2022		15:45	0-1	.000	0-0	.000	0-0	.000	1	1	2	3.9	3	1	2	1	0	0	5.0
at Texas	02/05/2022		18:04	1-1	1.000	0-0	.000	5-6	.833	0	2	2	3.8	3	1	1	1	0	7	5.0
at West Virginia	02/08/2022		20:35	2-4	.500	0-0	.000	1-3	.333	1	3	4	3.8	2	2	0	0	0	5	5.0
Kansas St.	02/12/2022	*	27:19	3-5	.600	0-0	.000	1-2	.500	2	5	7	3.9	2	7	1	2	1	7	5.1
at TCU	02/15/2022	*	26:22	2-2	1.000	0-0	.000	1-2	.500	1	2	3	3.9	2	4	1	1	1	5	5.1
Oklahoma	02/19/2022	*	16:55	2-2	1.000	0-0	.000	0-0	.000	0	1	1	3.8	4	2	3	1	2	4	5.1
West Virginia	02/23/2022	*	17:01	1-2	.500	0-0	.000	3-4	.750	0	1	1	3.7	5	5	2	1	0	5	5.1
at Kansas St.	02/26/2022	*	12:11	2-3	.667	0-0	.000	2-2	1.000	0	2	2	3.6	3	0	2	1	1	6	5.1
Oklahoma St.	03/02/2022	*	17:35	1-2	.500	0-0	.000	0-0	.000	0	0	0	3.5	0	1	1	1	0	2	5.0
at Baylor	03/05/2022	*	19:25	3-3	1.000	0-0	.000	3-4	.750	1	3	4	3.5	3	1	1	0	0	9	5.1
vs Texas Tech	03/10/2022	*	13:34	1-1	1.000	0-0	.000	0-0	.000	0	2	2	3.5	4	1	4	0	0	2	5.0
vs LSU	03/18/2022		09:59	0-0	.000	0-0	.000	0-0	.000	1	0	1	3.4	1	1	0	2	0	0	4.9
Totals		26	602:13	61-90	.678	0-0	.000	39-57	.684	46	66	112	3.4	97	63	48	29	16	161	4.9

Player Averages

Games Played	Minutes/game	Points/game	FG Pct	3FG Pct	FT Pct	Rebounds/game	Assists/game	Turnovers/game	Assist/Turnover ratio	Steals/game	Blocks/game
33	18.2	4.9	67.8	0.0	68.4	3.4	1.9	1.5	1.3	0.5	0.9



2021-22 Iowa St. Men's Basketball
Individual Game-by-Game
All games

Page 5/11
as of Mar 19, 2022

#5 KUNC, Aljaz

Opponent	Date	GS	MIN	Total		3-Pointers		Free throws		Rebounds				PF	A	TO	BLK	STL	PTS	AVG
				FG-FGA	PCT	3FG-3FGA	PCT	FT-FTA	PCT	OFF	DEF	TOT	AVG							
Kennesaw St.	11/09/2021		13:23	0-2	.000	0-1	.000	0-0	.000	0	1	1	1.0	2	1	1	0	1	0	0.0
Oregon St.	11/12/2021		14:21	2-4	.500	0-1	.000	0-0	.000	1	3	4	2.5	2	0	1	0	0	4	2.0
Alabama St.	11/16/2021		17:59	1-3	.333	1-3	.333	0-0	.000	2	2	4	3.0	1	0	0	1	2	3	2.3
Grambling	11/21/2021		23:42	7-7	1.000	5-5	1.000	2-3	.667	2	5	7	4.0	2	3	0	1	1	21	7.0
vs Xavier	11/24/2021		22:56	1-2	.500	0-1	.000	0-0	.000	0	3	3	3.8	4	1	0	0	0	2	6.0
vs Memphis	11/26/2021		27:55	3-6	.500	1-4	.250	4-5	.800	2	5	7	4.3	1	4	1	3	0	11	6.8
Ark.-Pine Bluff	12/01/2021		18:47	2-3	.667	0-0	.000	2-4	.500	2	2	4	4.3	3	0	1	0	0	6	6.7
at Creighton	12/04/2021		24:20	2-2	1.000	0-0	.000	3-4	.750	1	6	7	4.6	3	1	0	1	0	7	6.8
Iowa	12/09/2021		24:31	2-5	.400	1-4	.250	2-3	.667	2	4	6	4.8	2	0	0	0	1	7	6.8
Jackson St.	12/12/2021		30:19	3-5	.600	3-3	1.000	3-4	.750	1	4	5	4.8	1	2	1	1	2	12	7.3
Southeastern La.	12/19/2021		24:30	4-7	.571	3-3	1.000	2-2	1.000	0	2	2	4.5	3	1	0	0	1	13	7.8
Chicago St.	12/21/2021		16:17	1-2	.500	0-1	.000	0-0	.000	2	2	4	4.5	4	2	0	2	0	2	7.3
Baylor	01/01/2022		15:16	0-2	.000	0-1	.000	2-2	1.000	0	2	2	4.3	2	0	1	0	0	2	6.9
Texas Tech	01/05/2022		24:55	2-4	.500	2-4	.500	7-10	.700	0	3	3	4.2	2	1	1	0	0	13	7.4
at Oklahoma	01/08/2022		21:24	1-1	1.000	0-0	.000	0-1	.000	0	3	3	4.1	1	2	3	0	1	2	7.0
at Kansas	01/11/2022		20:49	2-5	.400	1-2	.500	0-0	.000	0	3	3	4.1	1	1	0	0	2	5	6.9
Texas	01/15/2022		21:25	3-4	.750	2-2	1.000	0-1	.000	0	2	2	3.9	4	1	0	0	2	8	6.9
at Texas Tech	01/18/2022		08:52	0-2	.000	0-2	.000	0-0	.000	0	1	1	3.8	5	0	1	0	1	0	6.6
TCU	01/22/2022		24:27	0-3	.000	0-1	.000	0-0	.000	1	3	4	3.8	2	1	0	0	2	0	6.2
at Oklahoma St.	01/26/2022		20:03	0-2	.000	0-1	.000	0-0	.000	3	2	5	3.9	3	1	2	0	1	0	5.9
Missouri	01/29/2022		23:52	4-7	.571	3-5	.600	0-0	.000	2	1	3	3.8	0	0	0	0	0	11	6.1
Kansas	02/01/2022		11:10	0-2	.000	0-2	.000	0-0	.000	0	0	0	3.6	0	1	0	0	1	0	5.9
at Texas	02/05/2022		15:29	0-1	.000	0-1	.000	0-0	.000	1	2	3	3.6	0	1	1	0	1	0	5.6
at West Virginia	02/08/2022		21:42	2-7	.286	1-6	.167	0-2	.000	0	2	2	3.5	2	1	0	0	1	5	5.6
Kansas St.	02/12/2022	*	28:60	6-12	.500	5-9	.556	2-2	1.000	0	3	3	3.5	4	0	2	2	0	19	6.1
at TCU	02/15/2022	*	27:20	0-3	.000	0-3	.000	2-2	1.000	2	1	3	3.5	1	0	0	1	1	2	6.0
Oklahoma	02/19/2022	*	30:40	4-8	.500	2-5	.400	1-2	.500	1	4	5	3.6	0	2	0	1	1	11	6.1
West Virginia	02/23/2022	*	25:25	1-3	.333	1-3	.333	6-9	.667	0	4	4	3.6	4	2	0	0	1	9	6.3
at Kansas St.	02/26/2022	*	17:51	1-5	.200	1-5	.200	4-4	1.000	2	4	6	3.7	4	1	0	0	0	7	6.3
Oklahoma St.	03/02/2022	*	31:08	1-9	.111	0-4	.000	0-0	.000	4	3	7	3.8	3	0	1	1	1	2	6.1
at Baylor	03/05/2022	*	25:53	3-5	.600	2-4	.500	0-0	.000	0	5	5	3.8	2	1	0	0	0	8	6.2
vs Texas Tech	03/10/2022	*	24:21	1-3	.333	1-2	.500	2-2	1.000	0	6	6	3.9	3	1	2	0	2	5	6.2
vs LSU	03/18/2022		25:48	1-3	.333	1-3	.333	0-0	.000	0	4	4	3.9	2	1	0	2	2	3	6.1
Totals		8	725:49	60-139	.432	36-91	.396	44-62	.710	31	97	128	3.9	73	33	19	16	28	200	6.1

Player Averages

Games Played	Minutes/ game	Points/ game	FG Pct	3FG Pct	FT Pct	Rebounds/ game	Assists/ game	Turnovers/ game	Assist/Turnover ratio	Steals/ game	Blocks/ game
33	22.0	6.1	43.2	39.6	71.0	3.9	1.0	0.6	1.7	0.8	0.5



**2021-22 Iowa St. Men's Basketball
Individual Game-by-Game
All games**

Page 6/11
as of Mar 19, 2022

#11 HUNTER, Tyrese

Opponent	Date	GS	MIN	Total		3-Pointers		Free throws		Rebounds				PF	A	TO	BLK	STL	PTS	AVG
				FG-FGA	PCT	3FG-3FGA	PCT	FT-FTA	PCT	OFF	DEF	TOT	AVG							
Kennesaw St.	11/09/2021	*	19:59	3-6	.500	2-4	.500	3-6	.500	1	5	6	6.0	4	5	2	0	4	11	11.0
Oregon St.	11/12/2021	*	29:28	4-9	.444	1-6	.167	0-0	.000	0	2	2	4.0	1	7	5	0	0	9	10.0
Alabama St.	11/16/2021	*	32:14	5-16	.313	0-4	.000	9-10	.900	1	1	2	3.3	4	6	1	0	3	19	13.0
Grambling	11/21/2021	*	30:49	4-13	.308	2-6	.333	2-2	1.000	0	5	5	3.8	1	6	2	0	4	12	12.8
vs Xavier	11/24/2021	*	29:26	8-17	.471	3-4	.750	0-1	.000	1	3	4	3.8	2	2	3	0	5	19	14.0
vs Memphis	11/26/2021	*	33:26	3-12	.250	0-4	.000	3-4	.750	0	3	3	3.7	4	5	5	1	3	9	13.2
Ark.-Pine Bluff	12/01/2021	*	25:48	2-8	.250	0-4	.000	2-2	1.000	0	1	1	3.3	1	6	1	0	1	6	12.1
at Creighton	12/04/2021	*	30:07	3-9	.333	0-2	.000	2-4	.500	0	1	1	3.0	1	6	3	0	2	8	11.6
Iowa	12/09/2021	*	32:49	4-13	.308	1-5	.200	2-2	1.000	2	6	8	3.6	1	6	3	0	0	11	11.6
Jackson St.	12/12/2021	*	32:01	1-5	.200	0-1	.000	4-6	.667	0	3	3	3.5	2	3	3	1	2	6	11.0
Southeastern La.	12/19/2021	*	33:12	3-6	.500	0-2	.000	0-2	.000	0	1	1	3.3	2	6	1	0	0	6	10.5
Chicago St.	12/21/2021	*	30:58	1-5	.200	0-2	.000	0-0	.000	0	6	6	3.5	4	3	5	0	1	2	9.8
Baylor	01/01/2022	*	30:49	5-12	.417	0-3	.000	2-4	.500	1	1	2	3.4	3	4	3	1	2	12	10.0
Texas Tech	01/05/2022	*	31:54	2-9	.222	1-3	.333	0-0	.000	0	1	1	3.2	4	3	5	0	1	5	9.6
at Oklahoma	01/08/2022	*	35:44	9-15	.600	2-3	.667	0-0	.000	0	0	0	3.0	2	4	4	0	4	20	10.3
at Kansas	01/11/2022	*	31:49	5-11	.455	1-4	.250	1-2	.500	1	0	1	2.9	1	5	5	0	5	12	10.4
Texas	01/15/2022	*	32:57	3-6	.500	0-3	.000	7-9	.778	0	3	3	2.9	0	8	2	0	2	13	10.6
at Texas Tech	01/18/2022	*	25:18	2-7	.286	0-3	.000	0-0	.000	1	1	2	2.8	2	2	3	0	2	4	10.2
TCU	01/22/2022	*	28:22	2-9	.222	1-5	.200	2-4	.500	1	4	5	2.9	0	4	6	2	1	7	10.1
at Oklahoma St.	01/26/2022	*	35:10	6-13	.462	3-8	.375	3-3	1.000	1	3	4	3.0	2	4	5	0	0	18	10.5
Missouri	01/29/2022	*	32:23	7-12	.583	0-2	.000	0-0	.000	1	3	4	3.0	2	4	0	0	2	14	10.6
Kansas	02/01/2022	*	32:05	3-8	.375	0-3	.000	2-4	.500	0	2	2	3.0	2	2	3	0	2	8	10.5
at Texas	02/05/2022	*	28:18	4-9	.444	1-3	.333	1-2	.500	2	5	7	3.2	2	1	3	0	0	10	10.5
at West Virginia	02/08/2022	*	29:30	7-15	.467	2-8	.250	6-7	.857	1	2	3	3.2	2	4	6	0	1	22	11.0
Kansas St.	02/12/2022	*	38:19	3-7	.429	0-2	.000	0-0	.000	1	5	6	3.3	0	4	3	1	1	6	10.8
at TCU	02/15/2022	*	32:45	7-16	.438	1-3	.333	0-0	.000	1	4	5	3.3	3	3	2	0	1	15	10.9
Oklahoma	02/19/2022	*	34:35	6-10	.600	2-4	.500	0-0	.000	0	4	4	3.4	1	7	4	0	1	14	11.0
West Virginia	02/23/2022	*	37:40	1-4	.250	1-1	1.000	7-10	.700	1	2	3	3.4	3	9	3	1	2	10	11.0
at Kansas St.	02/26/2022	*	37:00	2-8	.250	1-1	1.000	8-10	.800	0	7	7	3.5	2	10	2	1	3	13	11.1
Oklahoma St.	03/02/2022	*	36:42	5-15	.333	2-6	.333	0-1	.000	1	1	2	3.4	1	3	2	1	3	12	11.1
at Baylor	03/05/2022	*	38:45	1-7	.143	1-4	.250	0-0	.000	0	2	2	3.4	4	13	3	0	1	3	10.8
vs Texas Tech	03/10/2022	*	32:24	4-9	.444	1-4	.250	0-2	.000	0	5	5	3.4	1	2	7	0	1	9	10.8
vs LSU	03/18/2022	*	34:03	8-13	.615	7-11	.636	0-0	.000	0	3	3	3.4	2	3	3	0	5	23	11.2
Totals		33	1056:49	133-334	.398	36-128	.281	66-97	.680	18	95	113	3.4	66	160	108	9	65	368	11.2

Player Averages

Games Played	Minutes/ game	Points/ game	FG Pct	3FG Pct	FT Pct	Rebounds/ game	Assists/ game	Turnovers/ game	Assist/Turnover ratio	Steals/ game	Blocks/ game
33	32.0	11.2	39.8	28.1	68.0	3.4	4.8	3.3	1.5	2.0	0.3



2021-22 Iowa St. Men's Basketball
Individual Game-by-Game
All games

Page 7/11
as of Mar 19, 2022

#12 JONES, Robert

Opponent	Date	GS	MIN	Total		3-Pointers		Free throws		Rebounds				PF	A	TO	BLK	STL	PTS	AVG
				FG-FGA	PCT	3FG-3FGA	PCT	FT-FTA	PCT	OFF	DEF	TOT	AVG							
Kennesaw St.	11/09/2021	*	11:23	0-0	.000	0-0	.000	2-2	1.000	1	3	4	4.0	2	2	2	1	0	2	2.0
Oregon St.	11/12/2021		11:58	1-1	1.000	0-0	.000	0-0	.000	1	2	3	3.5	1	0	0	1	0	2	2.0
Alabama St.	11/16/2021		14:34	4-6	.667	0-0	.000	1-2	.500	0	2	2	3.0	0	0	1	1	2	9	4.3
Grambling	11/21/2021		11:26	2-5	.400	0-0	.000	1-1	1.000	1	0	1	2.5	0	0	0	0	0	5	4.5
vs Xavier	11/24/2021		17:56	1-3	.333	0-0	.000	0-0	.000	2	3	5	3.0	3	2	0	0	0	2	4.0
vs Memphis	11/26/2021		08:57	0-2	.000	0-0	.000	0-2	.000	0	1	1	2.7	0	0	0	0	0	0	3.3
Ark.-Pine Bluff	12/01/2021		03:06	1-1	1.000	0-0	.000	0-0	.000	1	1	2	2.6	2	0	1	0	0	2	3.1
at Creighton	12/04/2021		06:58	0-0	.000	0-0	.000	0-0	.000	0	1	1	2.4	5	0	2	0	0	0	2.8
Iowa	12/09/2021		08:25	1-2	.500	0-0	.000	0-2	.000	2	2	4	2.6	0	0	2	1	0	2	2.7
Jackson St.	12/12/2021		07:54	1-1	1.000	0-0	.000	0-0	.000	0	1	1	2.4	0	0	3	0	0	2	2.6
Southeastern La.	12/19/2021		06:20	0-0	.000	0-0	.000	0-0	.000	0	1	1	2.3	0	0	0	1	0	0	2.4
Baylor	01/01/2022		08:36	2-3	.667	0-0	.000	1-3	.333	1	1	2	2.3	0	0	1	0	0	5	2.6
Texas Tech	01/05/2022		09:15	0-0	.000	0-0	.000	0-2	.000	0	0	0	2.1	1	0	0	0	0	0	2.4
at Oklahoma	01/08/2022		04:25	1-1	1.000	0-0	.000	0-0	.000	0	0	0	1.9	1	0	0	0	0	2	2.4
at Kansas	01/11/2022		20:32	3-7	.429	0-0	.000	1-2	.500	1	2	3	2.0	4	1	0	1	0	7	2.7
Texas	01/15/2022		13:29	4-4	1.000	0-0	.000	0-1	.000	0	0	0	1.9	4	1	1	0	1	8	3.0
at Texas Tech	01/18/2022		15:22	0-2	.000	0-0	.000	2-4	.500	4	3	7	2.2	5	0	0	2	1	2	2.9
TCU	01/22/2022		16:44	1-2	.500	0-0	.000	0-0	.000	1	2	3	2.2	0	1	0	1	0	2	2.9
at Oklahoma St.	01/26/2022	*	23:20	1-1	1.000	0-0	.000	0-2	.000	0	2	2	2.2	4	5	1	1	2	2	2.8
Missouri	01/29/2022	*	12:24	1-4	.250	0-0	.000	1-2	.500	1	1	2	2.2	4	1	2	1	1	3	2.9
Kansas	02/01/2022	*	20:33	1-4	.250	0-0	.000	0-0	.000	0	3	3	2.2	2	4	1	1	0	2	2.8
at Texas	02/05/2022	*	12:43	0-2	.000	0-0	.000	1-2	.500	0	1	1	2.2	2	0	2	1	1	1	2.7
at West Virginia	02/08/2022	*	16:11	0-2	.000	0-0	.000	0-2	.000	2	1	3	2.2	0	0	1	0	0	0	2.6
Kansas St.	02/12/2022		03:16	0-2	.000	0-0	.000	0-0	.000	1	1	2	2.2	0	0	0	0	0	0	2.5
at TCU	02/15/2022		11:23	0-3	.000	0-0	.000	0-0	.000	1	1	2	2.2	2	1	0	0	0	0	2.4
Oklahoma	02/19/2022		02:37	1-1	1.000	0-0	.000	0-0	.000	0	0	0	2.1	0	1	0	1	0	2	2.4
West Virginia	02/23/2022		05:03	0-1	.000	0-0	.000	0-0	.000	0	0	0	2.0	1	0	0	0	0	0	2.3
at Kansas St.	02/26/2022		16:47	4-4	1.000	0-0	.000	0-0	.000	2	2	4	2.1	3	1	0	1	1	8	2.5
Oklahoma St.	03/02/2022		12:08	2-3	.667	0-0	.000	0-2	.000	1	1	2	2.1	1	1	2	0	1	4	2.6
at Baylor	03/05/2022		18:33	6-8	.750	0-0	.000	0-0	.000	5	1	6	2.2	4	0	1	0	1	12	2.9
vs Texas Tech	03/10/2022		19:59	2-4	.500	0-0	.000	1-2	.500	1	2	3	2.3	1	3	1	0	2	5	2.9
vs LSU	03/18/2022	*	16:30	0-0	.000	0-0	.000	0-0	.000	0	4	4	2.3	2	2	1	0	0	0	2.8
Totals			7 388:48	40-79	.506	0-0	.000	11-33	.333	29	45	74	2.3	54	26	25	15	13	91	2.8

Player Averages

Games Played	Minutes/game	Points/game	FG Pct	3FG Pct	FT Pct	Rebounds/game	Assists/game	Turnovers/game	Assist/Turnover ratio	Steals/game	Blocks/game
32	12.2	2.8	50.6	0.0	33.3	2.3	0.8	0.8	1.0	0.4	0.5



2021-22 Iowa St. Men's Basketball
Individual Game-by-Game
All games

Page 8/11
as of Mar 19, 2022

#15 BOOTHE, Carter

Opponent	Date	GS	MIN	Total		3-Pointers		Free throws		Rebounds											
				FG-FGA	PCT	3FG-3FGA	PCT	FT-FTA	PCT	OFF	DEF	TOT	AVG	PF	A	TO	BLK	STL	PTS	AVG	
Grambling	11/21/2021		03:35	0-0	.000	0-0	.000	0-0	.000	0	0	0	0.0	0	0	0	0	0	0	0.0	
Southeastern La.	12/19/2021		00:37	0-0	.000	0-0	.000	0-0	.000	0	0	0	0.0	0	0	0	0	0	0	0.0	
Chicago St.	12/21/2021		01:38	0-1	.000	0-1	.000	2-2	1.000	0	0	0	0.0	0	1	0	0	1	2	0.7	
at Texas Tech	01/18/2022		01:23	0-0	.000	0-0	.000	0-0	.000	0	0	0	0.0	0	0	0	0	0	0	0.5	
Oklahoma	02/19/2022		00:06	0-0	.000	0-0	.000	0-0	.000	0	0	0	0.0	0	0	0	0	0	0	0.4	
vs Texas Tech	03/10/2022		00:46	0-0	.000	0-0	.000	0-0	.000	0	0	0	0.0	0	0	0	0	0	0	0.3	
Totals		0	08:05	0-1	.000	0-1	.000	2-2	1.000	0	0	0	0.0	0	1	0	0	1	2	0.3	

Player Averages

Games Played	Minutes/game	Points/game	FG Pct	3FG Pct	FT Pct	Rebounds/game	Assists/game	Turnovers/game	Assist/Turnover ratio	Steals/game	Blocks/game
6	1.3	0.3	0.0	0.0	100.0	0.0	0.2	0.0	1.0	0.2	0.0



2021-22 Iowa St. Men's Basketball
Individual Game-by-Game
All games

Page 9/11
as of Mar 19, 2022

#21 WALKER, Jaden

Opponent	Date	GS	MIN	Total		3-Pointers		Free throws		Rebounds				PF	A	TO	BLK	STL	PTS	AVG
				FG-FGA	PCT	3FG-3FGA	PCT	FT-FTA	PCT	OFF	DEF	TOT	AVG							
Grambling	11/21/2021		06:46	1-3	.333	0-1	.000	0-2	.000	0	3	3	3.0	1	1	0	0	0	2	2.0
Ark.-Pine Bluff	12/01/2021		00:53	1-1	1.000	0-0	.000	0-0	.000	0	0	0	1.5	0	0	0	0	0	2	2.0
Southeastern La.	12/19/2021		00:37	0-0	.000	0-0	.000	0-0	.000	0	0	0	1.0	0	0	0	0	0	0	1.3
at Kansas	01/11/2022		00:07	0-0	.000	0-0	.000	0-0	.000	0	0	0	0.8	0	0	0	0	0	0	1.0
at Texas Tech	01/18/2022		04:56	2-2	1.000	0-0	.000	4-5	.800	2	0	2	1.0	2	1	1	0	0	8	2.4
at Texas	02/05/2022		01:56	0-0	.000	0-0	.000	1-2	.500	0	0	0	0.8	0	0	0	0	0	1	2.2
at West Virginia	02/08/2022		21:46	2-4	.500	0-0	.000	2-4	.500	2	0	2	1.0	3	1	0	0	3	6	2.7
Kansas St.	02/12/2022		07:22	0-1	.000	0-0	.000	0-0	.000	0	0	0	0.9	0	0	1	0	0	0	2.4
at TCU	02/15/2022		09:46	0-1	.000	0-0	.000	0-0	.000	0	1	1	0.9	0	1	0	0	0	0	2.1
Oklahoma	02/19/2022		09:59	2-3	.667	0-0	.000	0-0	.000	2	1	3	1.1	0	0	1	0	0	4	2.3
West Virginia	02/23/2022		04:16	1-2	.500	0-0	.000	0-0	.000	1	0	1	1.1	1	1	1	0	2	2	2.3
at Kansas St.	02/26/2022		17:23	2-3	.667	1-1	1.000	0-1	.000	1	1	2	1.2	2	3	2	0	2	5	2.5
Oklahoma St.	03/02/2022		09:55	0-0	.000	0-0	.000	0-0	.000	0	0	0	1.1	2	0	4	1	1	0	2.3
at Baylor	03/05/2022		09:39	0-3	.000	0-1	.000	0-0	.000	0	0	0	1.0	1	0	0	0	1	0	2.1
vs Texas Tech	03/10/2022		09:02	1-1	1.000	0-0	.000	0-0	.000	0	0	0	0.9	2	1	2	0	0	2	2.1
Totals		0	114:24	12-24	.500	1-3	.333	7-14	.500	8	6	14	0.9	14	9	12	1	9	32	2.1

Player Averages

Games Played	Minutes/ game	Points/ game	FG Pct	3FG Pct	FT Pct	Rebounds/ game	Assists/ game	Turnovers/ game	Assist/Turnover ratio	Steals/ game	Blocks/ game
15	7.6	2.1	50.0	33.3	50.0	0.9	0.6	0.8	0.8	0.6	0.1



2021-22 Iowa St. Men's Basketball
Individual Game-by-Game
All games

Page 10/11
as of Mar 19, 2022

#22 KALSCHEUR, Gabe

Opponent	Date	GS	MIN	Total		3-Pointers		Free throws		Rebounds				PF	A	TO	BLK	STL	PTS	AVG
				FG-FGA	PCT	3FG-3FGA	PCT	FT-FTA	PCT	OFF	DEF	TOT	AVG							
Kennesaw St.	11/09/2021	*	32:35	5-11	.455	1-6	.167	8-13	.615	0	0	0	0.0	4	1	6	0	2	19	19.0
Oregon St.	11/12/2021	*	36:15	6-17	.353	2-8	.250	1-2	.500	1	0	1	0.5	3	4	4	0	1	15	17.0
Alabama St.	11/16/2021	*	35:41	4-13	.308	0-5	.000	0-0	.000	0	2	2	1.0	3	3	2	0	2	8	14.0
Grambling	11/21/2021	*	16:30	0-5	.000	0-1	.000	2-2	1.000	0	0	0	0.8	4	1	2	0	0	2	11.0
vs Xavier	11/24/2021	*	34:15	4-13	.308	2-6	.333	2-2	1.000	0	5	5	1.6	1	1	3	0	3	12	11.2
vs Memphis	11/26/2021	*	37:15	10-18	.556	3-5	.600	7-9	.778	0	8	8	2.7	3	2	2	0	5	30	14.3
Ark.-Pine Bluff	12/01/2021	*	24:14	2-10	.200	2-5	.400	3-4	.750	0	2	2	2.6	4	5	2	0	2	9	13.6
at Creighton	12/04/2021	*	22:47	0-5	.000	0-3	.000	2-2	1.000	0	3	3	2.6	2	0	0	0	1	2	12.1
Iowa	12/09/2021	*	33:34	3-15	.200	0-5	.000	2-2	1.000	1	3	4	2.8	2	4	2	1	0	8	11.7
Jackson St.	12/12/2021	*	33:26	3-9	.333	2-5	.400	3-4	.750	0	3	3	2.8	0	2	0	0	3	11	11.6
Southeastern La.	12/19/2021	*	30:28	4-8	.500	1-4	.250	0-2	.000	0	4	4	2.9	3	1	4	1	1	9	11.4
Chicago St.	12/21/2021	*	36:58	3-8	.375	1-5	.200	2-3	.667	1	1	2	2.8	3	8	5	0	3	9	11.2
Baylor	01/01/2022	*	25:28	0-2	.000	0-2	.000	0-0	.000	0	1	1	2.7	5	1	6	0	3	0	10.3
Texas Tech	01/05/2022	*	26:45	3-9	.333	1-6	.167	2-2	1.000	2	1	3	2.7	1	0	2	0	0	9	10.2
at Oklahoma	01/08/2022	*	24:28	2-6	.333	0-2	.000	0-0	.000	0	1	1	2.6	5	0	2	0	1	4	9.8
at Kansas	01/11/2022	*	34:52	5-11	.455	4-9	.444	0-0	.000	1	1	2	2.6	3	1	3	0	0	14	10.1
Texas	01/15/2022	*	34:20	8-16	.500	6-12	.500	0-0	.000	0	2	2	2.5	4	3	2	0	2	22	10.8
at Texas Tech	01/18/2022	*	31:39	3-11	.273	1-6	.167	0-1	.000	0	1	1	2.4	1	0	2	0	1	7	10.6
TCU	01/22/2022	*	34:54	1-10	.100	1-8	.125	2-2	1.000	0	0	0	2.3	4	1	0	0	0	5	10.3
at Oklahoma St.	01/26/2022	*	35:30	4-11	.364	0-6	.000	0-4	.000	1	2	3	2.4	5	5	0	0	1	8	10.2
Missouri	01/29/2022	*	33:17	3-7	.429	0-3	.000	2-2	1.000	1	1	2	2.3	2	1	3	0	0	8	10.0
Kansas	02/01/2022	*	27:30	5-9	.556	1-5	.200	0-0	.000	1	3	4	2.4	4	0	1	0	0	11	10.1
at Texas	02/05/2022	*	32:30	2-9	.222	1-3	.333	0-0	.000	0	1	1	2.3	1	0	5	0	1	5	9.9
at West Virginia	02/08/2022	*	15:50	0-5	.000	0-4	.000	0-0	.000	0	0	0	2.3	5	0	2	0	2	0	9.5
Kansas St.	02/12/2022	*	39:35	3-10	.300	1-3	.333	1-2	.500	0	3	3	2.3	3	3	2	0	0	8	9.4
at TCU	02/15/2022	*	26:04	4-7	.571	1-3	.333	0-0	.000	0	2	2	2.3	3	0	2	0	0	9	9.4
Oklahoma	02/19/2022	*	29:01	4-7	.571	1-2	.500	0-0	.000	1	1	2	2.3	3	3	3	0	1	9	9.4
West Virginia	02/23/2022	*	36:13	6-10	.600	3-5	.600	2-2	1.000	1	2	3	2.3	2	0	1	0	0	17	9.6
at Kansas St.	02/26/2022	*	27:35	0-5	.000	0-4	.000	0-0	.000	0	0	0	2.2	5	1	5	0	0	0	9.3
Oklahoma St.	03/02/2022	*	28:53	1-5	.200	0-3	.000	1-2	.500	0	3	3	2.2	5	3	3	0	1	3	9.1
at Baylor	03/05/2022	*	25:04	8-13	.615	2-6	.333	0-0	.000	1	1	2	2.2	4	1	3	0	0	18	9.4
vs Texas Tech	03/10/2022	*	36:36	1-5	.200	0-4	.000	3-4	.750	1	1	2	2.2	2	1	3	0	1	5	9.3
vs LSU	03/18/2022	*	30:26	1-7	.143	1-6	.167	1-2	.500	2	2	4	2.3	4	3	4	0	3	4	9.1
Totals		33	1010:29	108-307	.352	38-160	.238	46-68	.676	15	60	75	2.3	103	59	86	2	40	300	9.1

Player Averages

Games Played	Minutes/ game	Points/ game	FG Pct	3FG Pct	FT Pct	Rebounds/ game	Assists/ game	Turnovers/ game	Assist/Turnover ratio	Steals/ game	Blocks/ game
33	30.6	9.1	35.2	23.8	67.6	2.3	1.8	2.6	0.7	1.2	0.1



2021-22 Iowa St. Men's Basketball
Individual Game-by-Game
All games

Page 11/11
as of Mar 19, 2022

#23 ENARUNA, Tristan

Opponent	Date	GS	MIN	Total		3-Pointers		Free throws		Rebounds				PF	A	TO	BLK	STL	PTS	AVG
				FG-FGA	PCT	3FG-3FGA	PCT	FT-FTA	PCT	OFF	DEF	TOT	AVG							
Kennesaw St.	11/09/2021	*	16:08	1-2	.500	0-1	.000	2-2	1.000	0	1	1	1.0	2	2	2	0	2	4	4.0
Oregon St.	11/12/2021	*	14:12	1-2	.500	0-1	.000	0-0	.000	0	2	2	1.5	1	0	1	2	1	2	3.0
Alabama St.	11/16/2021	*	12:28	1-3	.333	0-0	.000	0-0	.000	2	2	4	2.3	0	1	1	1	0	2	2.7
Grambling	11/21/2021	*	24:21	7-10	.700	0-0	.000	1-2	.500	4	5	9	4.0	1	1	2	1	1	15	5.8
vs Xavier	11/24/2021	*	18:02	2-2	1.000	0-0	.000	0-0	.000	2	1	3	3.8	2	0	2	1	0	4	5.4
vs Memphis	11/26/2021	*	21:30	4-8	.500	1-1	1.000	2-3	.667	0	1	1	3.3	1	0	0	1	0	11	6.3
Ark.-Pine Bluff	12/01/2021	*	16:05	2-5	.400	0-0	.000	0-0	.000	3	1	4	3.4	1	0	0	0	1	4	6.0
at Creighton	12/04/2021	*	14:37	2-5	.400	0-0	.000	0-0	.000	2	0	2	3.3	0	0	1	0	1	4	5.8
Iowa	12/09/2021	*	18:13	2-3	.667	1-1	1.000	1-2	.500	1	5	6	3.6	2	0	0	2	1	6	5.8
Jackson St.	12/12/2021	*	10:24	0-5	.000	0-0	.000	0-0	.000	0	1	1	3.3	2	0	1	0	0	0	5.2
Southeastern La.	12/19/2021	*	09:34	1-2	.500	0-0	.000	2-2	1.000	1	1	2	3.2	0	0	1	0	1	4	5.1
Chicago St.	12/21/2021	*	23:14	8-10	.800	0-0	.000	3-3	1.000	3	7	10	3.8	0	0	2	0	0	19	6.3
Baylor	01/01/2022	*	28:27	8-11	.727	0-0	.000	7-8	.875	4	4	8	4.1	0	1	1	0	3	23	7.5
Texas Tech	01/05/2022	*	19:01	1-2	.500	0-1	.000	0-0	.000	1	6	7	4.3	1	0	3	2	1	2	7.1
at Oklahoma	01/08/2022	*	15:43	1-4	.250	0-0	.000	0-0	.000	0	3	3	4.2	2	1	2	0	1	2	6.8
at Kansas	01/11/2022	*	12:57	1-3	.333	0-0	.000	0-0	.000	1	0	1	4.0	0	0	0	0	0	2	6.5
Texas	01/15/2022	*	16:09	3-4	.750	1-1	1.000	0-0	.000	2	3	5	4.1	3	0	1	0	0	7	6.5
at Texas Tech	01/18/2022	*	30:51	3-9	.333	0-2	.000	0-2	.000	2	3	5	4.1	2	0	1	0	1	6	6.5
TCU	01/22/2022	*	11:04	1-2	.500	0-1	.000	0-0	.000	0	0	0	3.9	0	0	1	2	0	2	6.3
at Oklahoma St.	01/26/2022	*	15:31	0-0	.000	0-0	.000	0-0	.000	0	3	3	3.9	3	1	0	0	0	0	6.0
Missouri	01/29/2022	*	16:39	1-2	.500	0-0	.000	0-0	.000	2	1	3	3.8	0	0	0	0	0	2	5.8
Kansas	02/01/2022	*	08:17	1-2	.500	0-0	.000	0-0	.000	0	0	0	3.6	0	0	1	0	0	2	5.6
at Texas	02/05/2022	*	26:29	2-4	.500	0-0	.000	1-2	.500	1	3	4	3.7	0	0	1	0	1	5	5.6
at West Virginia	02/08/2022	*	10:00	1-3	.333	0-0	.000	0-0	.000	2	2	4	3.7	2	0	2	0	0	2	5.4
at TCU	02/15/2022		09:47	0-0	.000	0-0	.000	0-0	.000	0	1	1	3.6	0	0	0	0	1	0	5.2
Oklahoma	02/19/2022		14:06	3-3	1.000	0-0	.000	0-0	.000	0	1	1	3.5	0	1	0	1	0	6	5.2
West Virginia	02/23/2022		08:25	2-2	1.000	0-0	.000	0-0	.000	0	0	0	3.3	1	0	0	1	0	4	5.2
at Kansas St.	02/26/2022		02:54	0-0	.000	0-0	.000	0-0	.000	0	0	0	3.2	0	0	0	0	0	0	5.0
at Baylor	03/05/2022		02:06	0-0	.000	0-0	.000	0-0	.000	0	0	0	3.1	0	0	0	0	0	0	4.8
vs Texas Tech	03/10/2022		04:22	0-1	.000	0-1	.000	0-0	.000	0	0	0	3.0	0	0	0	0	0	0	4.7
vs LSU	03/18/2022	*	10:48	1-1	1.000	0-0	.000	0-0	.000	1	1	2	3.0	1	2	0	0	0	2	4.6
Totals		25	462:23	60-110	.545	3-10	.300	19-26	.731	34	58	92	3.0	27	10	26	14	16	142	4.6

Player Averages

Games Played	Minutes/ game	Points/ game	FG Pct	3FG Pct	FT Pct	Rebounds/ game	Assists/ game	Turnovers/ game	Assist/Turnover ratio	Steals/ game	Blocks/ game
31	14.9	4.6	54.5	30.0	73.1	3.0	0.3	0.8	0.4	0.5	0.5

RADIO/TV CHART

COACHING STAFF/SUPPORT STAFF



T.J. OTZELBERGER
Head Coach
1st Year
OTTS-ull-burger




JR BLOUNT
Assistant Coach
1st year
J-R rhymes with count



KYLE GREEN
Assistant Coach
1st year



DANIYAL ROBINSON
Assistant Coach
7th year
dan-YELL



MICAH BYARS
Dir. of Operations
11th year



NATE SCHMIDT
Recruiting & Player
Development Coordinator
1st year



BLAKE WETHERINGTON
Recruiting & Scouting
Coordinator
4th Year



PETE LINK
Strength Coach
1st year



MO BA
Graduate Assistant
1st year



CONNOR MURRELL
Graduate Assistant
1st year



VIC MILLER
Athletic Trainer
20th year

STUDENT-ATHLETES



TRE KING
#0 / Forward / Sr.
Lexington, Ky.



IZAIAH BROCKINGTON
#1 / Guard / Sr.
Philadelphia, Pa.




CALEB GRILL
#2 / Guard / Jr.
Wichita, Kan.



TRE JACKSON
#3 / Guard / Jr.
Columbia, S.C.



GEORGE CONDITT IV
#4 / Forward / Sr.
Chicago, Ill.



ALJAŽ "JAZ" KUNC
#5 / Forward / Sr.
Ljubljana, Slovenia
Ollie-ahj KOO-ntz



TYRESE HUNTER
#11 / Guard / Fr.
Racine, Wis.



ROBERT JONES
#12 / Forward / Jr.
Prior Lake, Minn.




CARTER BOOTHE
#15 / Guard / Sr.
Leon, Iowa
rhymes with tooth



JADEN WALKER
#21 / Guard / So.
Lawrenceville, Ga.



GABE KALSCHOUR
#22 / Guard / Sr.
Edina, Minn.
CAL-sure



TRISTAN ENARUNA
#23 / Guard/Forward / Jr.
Almere, Netherlands
en-uh-ROO-nuh



ERIC STEYER
#25 / Guard / Sr.
Ames, Iowa
STY-er

SOCIAL MEDIA DIRECTORY

PLAYER
BOOTHE
BROCKINGTON
CONDITT
ENARUNA
GRILL
HUNTER
JACKSON
JONES
KALSCHOUR
KING
KUNC
STEYER
WALKER

TWITTER
@Boothe24
@TheOnlyiZB
@george_conditt
@TristanEnaruna
@caleb_grill0
@hunter_tyrese
@thetrejackson3
@robbyj1415
@GabrielKalsche1
@atgTreking
@AljazKunc
@ericsteyer
@_iamjadennn

INSTAGRAM
@c_boothe
@theonlyizb
@gbug_4
@kiddtris
@calebgrill13
@walking_bucket
@tr3j.iii
@rbtrjns12
@thegabek
@atg.treking
@aljazkunc
@ericsteyer
@iamjadennn