

# WISCONSIN BASKETBALL

26 NCAA TOURNAMENT APPEARANCES ■ 4 FINAL FOURS ■ 20 BIG TEN CHAMPIONSHIPS ■ 21 CONSENSUS ALL-AMERICANS

## (3) WISCONSIN BADGERS

RECORD: 24-7, 15-5 BIG TEN



**Rankings (AP/Coaches):** 14/14  
**Head Coach:** Greg Gard  
**Record at Wisconsin:** 143-77 (7th Season)  
**Overall Record:** 143-77 (7th Season)

VS

## (11) IOWA STATE CYCLONES

RECORD: 21-12, 7-11 BIG XII



**Rankings (AP/Coaches):** --/--  
**Head Coach:** TJ Otzelberger  
**Record at ISU:** 21-12 (1st Season)  
**Overall Record:** 120-75 (6th Season)

SUNDAY, MARCH 20 ■ 5:10 P.M. (CT) ■ MILWAUKEE, WIS. ■ FISERV FORUM ■ TNT

## WISCONSIN TAKES ON IOWA STATE LOOKING FOR ANOTHER SWEET 16

- With a 67-60 win over No. 14 Colgate, 3rd-seeded Wisconsin advanced to the second round of the NCAA Tournament for the 6th time in its last 7 trips to The Big Dance and the 12th time in the last 14 appearances.
- UW has won at least 1 NCAA Tournament game in 20 of its 26 appearances, including 12 of the last 14.
- Wisconsin has won 15 NCAA tournament games since 2014, the 2nd-most among Big Ten teams and 8th-highest total in the nation.
  - UW has won a total of 35 NCAA tournament games since 2000, the 2nd-highest total in the Big Ten and 8th-highest mark in the NCAA.
- Wisconsin looks to advance to the Sweet 16 for the 5th time in the last 8 NCAA tourneys, and the 7th time in the last 11 tournaments.
  - UW also advanced to the NCAA tournament's second weekend in 2011, 2012, 2014, 2015, 2016 and 2017.
  - Only Gonzaga (6), Kentucky (5) and Michigan (5) have been to the Sweet 16 more frequently than Wisconsin (4) since 2014. Duke, UNC, Oregon and UCLA are the only other schools with 4 trips since 2014.
  - Only Kentucky (7) has gone to more Sweet 16s since 2011 than Wisconsin (6). Duke, Kansas, North Carolina, Gonzaga, Michigan are the only other schools with 6 Sweet 16s since 2011.
- Head coach **Greg Gard** improved to 6-5 in the NCAA tourney including 4-1 in the first round.
  - Gard's 6 NCAA Tournament wins rank 2nd in UW history, trailing only Bo Ryan (25 wins).
  - UW is seeking its 3rd Sweet 16 in 5 NCAA appearances under Gard.
  - Overall, UW is 31-20 in the NCAA tournament with Gard on the Badgers bench, including a mark of 25-16 from 2002-15 as an assistant.
- Wisconsin is now 4-1 all-time in NCAA Tournament games played in Milwaukee.
- UW is now 26-10 against lower-seeded teams in the NCAA Tournament, including a perfect mark of 10-0 vs. teams seeded 13th or lower.
- UW next takes on No. 11 Iowa State. The Badgers are 3-1 all-time against No. 11 seeds, defeating Richmond, 76-64, in 2004, Northern Iowa, 57-52, in 2005 and Kansas State, 72-55, in 2008. The Badgers only loss came to Georgia State, 50-49, in 2001.

- The Badgers are now 13-3 away from home this season, going 9-2 in true road games and 4-1 at neutral sites.
- With 25 wins, this season matches the 7th-highest win total in school history and the 2nd-highest win total under Gard.

### Wisconsin Record Book, Single-Season Wins

Wins	Season	Wins	Season
1. 36	2014-15	6. 26	2011-12
2. 31	2007-08	7. 25	2004-05
3. 30	2006-07	25	2010-11
	30	25	2003-04
5. 27	2016-17	<b>25</b>	<b>2021-22</b>

## ROUND ONE RECAP

### (3) Wisconsin 67, (14) Colgate 60

- In a game that featured 8 ties and 7 lead changes, Wisconsin pulled out a 67-60 win over Colgate to advance to the second round.
- Over the final 10:39 of the game, Wisconsin limited Colgate to just 2 field goals on 2-for-11 shooting (18.2%).
  - The Raiders made 6 of their first 7 3-pointers in the second half, but did not make a 3-pointer over the final 12:37 of the game.
- After Colgate took a 52-48 lead with 10:40 remaining, the Badgers went on a 10-0 run while holding the Raiders scoreless for a stretch of 7:07.
- UW improved to 21-2 this season when holding opponents below 70 points.
- The Badgers committed just 5 turnovers on the game, their matching their second-fewest in an NCAA Tournament game.
  - UW lowered its nation-leading average to just 8.3 turnovers per game.
- Wisconsin converted Colgate's 12 turnovers into 15 points.
- Sophomore **Johnny Davis** finished with 25 points, including the Badgers' last 14 points over the game's final 6 minutes. He added 8 rebounds, 2 steals and a block.
  - Davis scored 25-plus points for the 10th time this season.
- Junior **F Tyler Wahl** notched 15 points, pulled down 9 rebounds and added 4 assists and 2 steals.
- Freshman **G Chucky Hepburn** scored 8 points on 3-for-6 shooting, grabbed a career-high 6 rebounds and dished out 5 assists without a turnover.

## 2021-22 SCHEDULE

Nov. 9	<b>ST. FRANCIS (NY)</b>	W, 81-58
Nov. 12	<b>GREEN BAY</b>	W, 72-34
Nov. 15	<b>PROVIDENCE*</b>	L, 58-63

### MAUI INVITATIONAL - Las Vegas, Nevada

Nov. 22	vs. Texas A&M	W, 69-58
Nov. 23	vs. Houston [12]	W, 65-63
Nov. 24	vs. Saint Mary's	W, 61-55

Dec. 1	at Georgia Tech^	W, 70-66
Dec. 4	<b>MARQUETTE</b>	W, 89-76
Dec. 8	<b>INDIANA</b>	W, 64-59
Dec. 11	at Ohio State [21]	L, 55-73
Dec. 15	<b>NICHOLLS</b>	W, 71-68
Dec. 29	<b>ILLINOIS STATE</b>	W, 89-85

Jan. 3	at Purdue [3]	W, 74-69
Jan. 6	<b>IOWA</b>	W, 87-78
Jan. 9	at Maryland	W, 70-69
Jan. 13	<b>OHIO STATE [16]</b>	W, 78-68
Jan. 18	at Northwestern	W, 82-76
Jan. 21	<b>MICHIGAN ST. [14]</b>	L, 74-86
Jan. 27	at Nebraska	W, 73-65
Jan. 30	<b>MINNESOTA</b>	W, 66-60

Feb. 2	at Illinois [18]	L, 67-80
Feb. 5	<b>PENN STATE</b>	W, 51-49
Feb. 8	at Michigan St. [17]	W, 70-62
Feb. 12	<b>RUTGERS</b>	L, 65-73
Feb. 15	at Indiana	W, 74-69
Feb. 20	<b>MICHIGAN</b>	W, 77-63
Feb. 23	at Minnesota	W, 68-67
Feb. 26	at Rutgers	W, 66-61

March 1	<b>PURDUE [8]</b>	W, 70-67
March 6	<b>NEBRASKA</b>	L, 73-74

### BIG TEN TOURNAMENT - Indianapolis, Ind.

Mar. 11	vs. Michigan State	L, 64-69
---------	--------------------	----------

### NCAA TOURNAMENT

March 18	#14 Colgate	W, 67-60
March 20	#11 Iowa State	5:10 p.m.

All times listed Central Standard Time

[ ] AP Top 25 Team Ranking

\* Gavitt Tipoff Games

^ Big Ten/ACC Challenge

Home games in **BOLD CAPS**

## FOLLOW THE #BADGERS

### TV: TBS

App: March Madness Live

- Spero Dedes, Deb Antonelli, AJ Ross

### RADIO: WESTWOOD ONE

- Jason Benetti, Will Perdue

### RADIO: BADGER SPORTS NETWORK

App: Varsity Network | Satellite: SiriusXM 84

- Matt Lepay, Mike Lucas

## SITUATIONAL RECORDS

	2021-22	Under Gard
Ahead at the half	20-0	116-14
Behind at the half	3-7	22-58
Tied at the half	2-0	5-5
FG% of .450 or more	11-1	78-13
FG% less than .450	14-6	65-64
Better FG% than opp.	15-0	114-13
Worse FG% than opp.	9-7	29-62
Same FG% as opp.	1-0	1-2
Opp. FG% less than 45%	17-1	111-27
3FG% of 40% or more	7-1	64-9
3FG% less than 40%	18-6	78-68
Try more than 20 3FGs	13-6	78-47
Try 20 or fewer 3FGs	12-1	65-29
Make at least 70% FT	17-4	89-33
Try at least 20 FTs	11-2	62-16
Try fewer than 20 FTs	14-5	79-60
Out-rebound opponent	13-2	86-22
Tied or out-rebounded	12-5	57-55
Same or fewer TOs than opp.	22-7	110-47
More TOs than opp.	3-0	33-30
Commit fewer than 12 TOs	22-7	111-48
Commit 12 or more TOs	3-0	33-28
Score fewer than 50 pts.	0-0	1-2
Score 50-59 points	1-2	7-32
Score 60-69 points	8-3	46-28
Score 70-79 points	11-2	52-12
Score 80-89 points	5-0	30-3
Score 90 or more pts.	0-0	7-0
Allow fewer than 50 pts.	2-0	21-1
Allow 50-59 pts.	4-0	42-6
Allow 60-69 pts.	15-2	60-27
Allow 70-79 pts.	3-3	17-29
Allow 80-89 pts.	1-2	3-13
Allow 90 or more pts.	0-0	0-1
Overtime	0-0	7-5
vs. AP Top 25 opponents	5-3	26-38
vs. AP Top 25 opp. at home	1-1	12-10
Home games	12-4	84-24
Road games	9-2	41-36
Neutral site games	4-1	19-17
Day games	7-3	46-26
Night games	18-4	97-51

## GAMES DECIDED BY

3 points or less	6-1	19-11
4-5 points	6-1	21-16
6-10 points	8-2	34-21
11-19 points	3-3	38-24
20 or more points	2-0	32-3

## TELEVISED GAMES

CBS	1-0	11-10
CBS Sports Network	0-0	0-1
FOX	1-0	3-5
FS1	1-3	12-14
ESPN	3-0	16-12
ESPN2	4-0	14-11
ESPNU	0-0	1-2
ESPN+	0-0	3-1
Big Ten Network	12-4	73-18
Big Ten Plus	2-0	4-0
TBS	1-0	1-3
TNT	0-0	2-0

## ALL-TIME VS. IOWA STATE

The Badgers and Cyclones will meet for the first time in 41 years in Sunday's second-round NCAA tournament matchup.

- The Cyclones claimed the teams' last meeting, a neutral-site clash in the Far West Classic in Portland, Oregon, on Dec. 29, 1981.
- Iowa State leads the all-time series, 5-3, including wins in each of the last two meetings.

## IOWA STATE CONNECTIONS

- Iowa State G Tyrese Hunter is a product of St. Catherine's High School in Racine, Wis., as is Wisconsin assistant coach Sharif Chambliss.
- Wisconsin sophomore G Isaac Lindsey spent his freshman season in 2020-21 at UNLV under head coach T.J. Otzelberger, who is now in his first season as head coach at Iowa State.
- Otzelberger is a native of Milwaukee (Thomas More High School) and played his college ball at UW-Whitewater.
- Iowa State assistant coach JR Blount also is a Milwaukee native (Dominican High School).

## HISTORY VS. IOWA STATE

- Overall: ISU leads, 5-3
- Neutral Sites: ISU leads, 1-0
- NCAA Tourney: First meeting
- Gard vs. ISU: First meeting
- Active Streak: ISU won 2



## ALL-TIME MEETINGS

Date	Rank	Result	Score	Location
1/31/29	--/--	W	34-17	Madison
12/5/59	--/--	L	53-71	Madison
12/5/60	--/--	L	76-88	Ames
12/13/66	--/--	W	80-73	Madison
12/16/69	--/--	L	73-84	Ames
12/7/74	--/--	W	86-84	Madison
12/12/77	--/--	L	73-82	Ames
12/29/81	--/--	L	79-103	Portland, Ore.

## LAST MEETING

## IOWA STATE 103, WISCONSIN 79

12/29/1981 | Far West Classic | Portland, Ore.

- Despite 19 points from John Bailey and 18 from Cory Blackwell, head coach Bill Cofield's Badgers fell to Iowa State, 103-79, in its finale in the Far West Classic in Portland, Ore.
- The Cyclones, in their second season under former Badgers assistant coach Johnny Orr, went 21-for-28 from the field in the first half to take a 51-30 lead at the break and never looked back.
- Iowa State was led by Barry Stevens' 29 points, with Malvin Warrick adding 22.

## CHARTING THE BADGERS

## CAREER GAMES PLAYED

	Games	Starts	Cons. Starts
Brad Davison	160	156	156
Tyler Wahl	93	52	14
Johnny Davis	61	30	20
Steven Crawl	44	32	32
Jordan Davis	40	0	0
Ben Carlson	38	2	0
Chucky Hepburn	32	32	32
Chris Vogt	32	0	0
Carter Gilmore	30	0	0
Carter Higginbottom	23	0	0
Lorne Bowman	22	0	0
Jahcobi Neath	22	1	0
Justin Taphorn	10	0	0
Markus Ilver	8	0	0
Isaac Lindsey	5	0	0

## DOUBLE-DIGIT POINTS

	Career	'21-22	Cons.
Brad Davison	88 (63-25)	20 (15-5)	0
Johnny Davis	38 (28-10)	29 (23-6)	10
Tyler Wahl	24 (19-5)	19 (15-4)	1
Steven Crawl	13 (12-1)	13 (12-1)	0
Chucky Hepburn	12 (11-1)	12 (11-1)	0
Ben Carlson	1 (1-0)	0 (0-0)	0

## 20-POINT SCORING GAMES

	Career	'21-22	Cons.
Brad Davison	19 (12-7)	9 (5-4)	0
Johnny Davis	16 (13-3)	16 (13-3)	1
Tyler Wahl	3 (2-1)	3 (2-1)	0
Steven Crawl	2 (2-0)	2 (2-0)	0

## 30-POINT SCORING GAMES

	Career	'21-22	Cons.
Johnny Davis	3 (3-0)	3 (3-0)	0
Brad Davison	2 (1-1)	0	0

## DOUBLE-DIGIT REBOUNDS

	Career	'21-22	Cons.
Tyler Wahl	7 (5-2)	4 (4-0)	0
Johnny Davis	6 (4-2)	6 (4-2)	1
Brad Davison	1 (1-0)	0	0

## DOUBLE-DIGIT ASSISTS

	Career	'21-22	Cons.
None Active	--	--	--

## DOUBLE-DOUBLES

	Career	'21-22	Cons.
Johnny Davis	6 (4-2)	6 (4-2)	1
Tyler Wahl	4 (3-1)	2 (2-0)	0

WISCONSIN BASKETBALL RECORD BOOK WATCH

INDIVIDUAL CAREER

POINTS			
1.	2,217	Alando Tucker	2003-07
2.	2,147	Michael Finley	1992-95
3.	2,130	Ethan Happ	2016-19
4.	1,857	Nigel Hayes	2014-17
5.	1,854	Danny Jones	1987-90
6.	1,815	Brad Davison	2017-present
7.	1,745	Claude Gregory	1978-81
8.	1,736	Rick Olson	1983-86
9.	1,545	Trent Jackson	1986-89
10.	1,533	Jordan Taylor	2009-12

3-POINT FIELD GOALS			
1.	299	Brad Davison	2017-present
2.	270	Bronson Koenig	2014-17
3.	244	D'Mitrik Trice	2016-2021
4.	235	Ben Brust	2011-14
5.	227	Tim Locum	1988-91

3-POINT FIELD GOAL ATTEMPTS			
1.	833	Brad Davison	2017-present
2.	695	Bronson Koenig	2014-17
3.	641	D'Mitrik Trice	2016-2021
4.	631	Michael Finley	1992-95
5.	606	Ben Brust	2011-14

ASSISTS			
5.	388	Mike Heineman	1984-87
6.	371	Michael Finley	1992-95
7.	344	Mike Kelley	1998-01
8.	339	Brad Davison	2017-present
9.	335	Tom Molaski	1986-89
10.	319	Nigel Hayes	2014-17

ASSIST-TO-TURNOVER RATIO			
6.	2.03 (388-191)	Mike Heineman	1984-87
7.	1.95 (339-174)	Brad Davison	2018-present
8.	1.92 (296-154)	Bronson Koenig	2014-17
9.	1.90 (501-263)	Tracy Webster	1992-94
10.	1.86 (335-180)	Tom Molaski	1986-89

STEALS			
5.	171	Michael Flowers	2005-08
6.	169	Mike Wilkinson	2002-05
7.	168	Michael Finley	1992-95
8.	164	Devin Harris	2002-04
9.	156	Brad Davison	2017-present
10.	151	Trent Jackson	1986-89

FREE THROWS			
4.	433	Claude Gregory	1978-81
5.	408	Clarence Sherrod	1969-71
	408	Danny Jones	1987-90
7.	400	Brad Davison	2017-present
8.	394	Mike Wilkinson	2002-05
9.	373	Jordan Taylor	2009-12
10.	369	Ethan Happ	2016-19

FREE THROW PCT. (MIN. 175 FTAS)			
1.	.870	Rick Olson (260-299)	1983-86
2.	.856	Tim Locum (166-194)	1988-91
3.	.848	Jason Bohannon (228-269)	2007-10
4.	.842	Brad Davison (400-475)	2017-present
5.	.837	Josh Gasser (292-349)	2011-15

GAMES STARTED			
1.	156	Brad Davison	2017-present
2.	144	Josh Gasser	2011-15
3.	139	Ethan Happ	2016-19

GAMES PLAYED			
1.	160	Brad Davison	2017-present
2.	150	Nigel Hayes	2014-17
3.	148	Josh Gasser	2011-15
	148	Bronson Koenig	2014-17

MINUTES PLAYED			
1.	5,111	Brad Davison	2017-present
2.	4,774	Josh Gasser	2011-15
3.	4,446	Nigel Hayes	2014-17

WINS PLAYED IN			
1.	117	Josh Gasser	2011-15
	115	Nigel Hayes	2014-17
3.	114	Frank Kaminsky	2012-15
	114	Bronson Koenig	2014-17
5.	101	Brad Davison	2017-Present
6.	100	Joe Krabbenhoft	2006-09

COACHING WINS, OVERLL			
1.	364-130 (.737)	Bo Ryan (2002-15)	
2.	265-267 (.498)	Harold Foster (1935-59)	
3.	246-99 (.712)	Walter Meanwell (1912-17, '21-34)	
4.	144-77 (.652)	Greg Gard (2016-present)	
5.	128-165 (.437)	Steve Yoder (1983-92)	
6.	100-114 (.467)	John Erickson (1960-68)	

COACHING WINS, BIG TEN			
1.	172-68 (.717)	Bo Ryan (2002-15)	
2.	158-80 (.660)	Walter Meanwell (1912-17, '21-34)	
3.	143-182 (.440)	Harold Foster (1935-59)	
4.	84-50 (.627)	Greg Gard (2016-present)	
5.	52-74 (.413)	John Erickson (1960-68)	

INDIVIDUAL SEASON

POINTS			
3.	624	Devin Haris	2004
4.	621	Jon Leuer	2011
5.	620	Michael Finley	1993
6.	617	Jordan Taylor	2011
7.	611	Danny Jones	1989
8.	595	Johnny Davis	2022
9.	592	Michael Finley	1994

SCORING AVERAGE			
1.	23.8	Clarence Sherrod	1970-71
2.	22.7	Joe Franklin	1967-68
3.	22.4	Clarence Sherrod	1969-70
4.	22.1	Michael Finley	1992-93
5.	20.5	Michael Finley	1994-95
6.	20.4	Claude Gregory	1981
	20.4	Rick Olson	1986
	20.4	Danny Jones	1989
	20.4	Michael Finley	1994
10.	20.2	Dick Cable	1955
11.	19.8	Johnny Davis	2021-22

3-POINT FIELD GOALS			
1.	103	Bronson Koenig	2017
2.	96	Ben Brust	2014
3.	83	Bronson Koenig	2016
4.	79	Ben Brust	2013
5.	78	Sean Mason	1999
6.	77	Brad Davison	2017-present
7.	76	D'Mitrik Trice	2019
8.	75	Tracy Webster	1992
	75	Devin Harris	2004
	75	Jordan Taylor	2011
11.	74	Trent Jackson	1988
	74	Jon Bryant	2000
	74	Trévon Hughes	2010

FREE THROW PCT. (MIN. 50 MADE FTS)			
1.	.905	Brian Good (57-63)	1990
	.905	Bronson Koenig (57-63)	2017
3.	.899	Ben Brust (80-89)	2014
4.	.894	Rick Olson (59-66)	1984
5.	.890	Rick Olson (72-82)	1985
6.	.888	Wes Matthews (127-143)	1980
7.	.882	Rick Olson (97-110)	1986
8.	.873	Jason Bohannon (62-71)	2010
	.873	Brad Davison (103-118)	2022

CONSECUTIVE FREE THROWS MADE			
1.	39	Jason Bohannon	2008
2.	35	Wes Matthews	1980
3.	30	Rick Olson	1984
4.	28	Brad Sellers	1983
	28	Tracy Webster	1993
6.	27	Dick Miller	1956
7.	26	Clarence Sherrod	1970
	26	Jon Leuer	2011
9.	25	Roy Boone	2001
	25	Brad Davison	2022

TEAM SEASON

SEASON WIN TOTAL			
1.	36-4	.900	2014-15
2.	31-5	.861	2007-08
3.	30-6	.833	2006-07
	30-8	.789	2013-14
5.	27-9	.750	2016-17
6.	26-10	.722	2011-12
7.	25-9	.735	2004-05
	25-9	.735	2010-11
	25-7	.781	2003-04
	25-7	.781	2021-22

BIG TEN WIN TOTAL			
1.	16-2	.889	2014-15
	16-2	.889	2014-15
3.	15-5	.750	2021-22
4.	14-6	.700	2018-19
	14-6	.700	2019-20

FEWEST TURNOVERS PER GAME			
1.	7.4	296 in 40 games	2014-15
2.	7.6	258 in 34 games	2010-11
3.	8.1	307 in 38 games	2013-14
4.	8.4	265 in 31 games	2021-22
5.	8.8	289 in 33 games	2009-10
6.	8.9	320 in 36 games	2011-12

INDIVIDUAL SINGLE GAME

3-POINT FIELD GOALS			
1.	8	Bronson Koenig vs. Va. Tech	3/16/17
	8	Brad Davison at Nebraska	2/15/20
3.	7	15 times; Most recent: D'Mitrik Trice vs. Oklahoma	11/22/18

BIG TEN RECORDS – CAREER

3-POINT FIELD GOALS			
6.	327	Cory Bradford (Illinois)	1998-02
7.	320	Craig Moore (Northwestern)	2006-09
8.	317	Talor Battle (Penn State)	2008-11
9.	309	Trent Frazier (Illinois)	2017-present
10.	308	Joe Crispin (Penn State)	1998-01
--	299	Brad Davison (Wisconsin)	2017-present

COACHING WINS, BIG TEN			
27.	92-122 (.430)	Ray Eddy, PUR	1951-65
	92-71 (.564)	Lute Olson, IOWA	1975-83
29.	89-65 (.578)	Bruce Weber, ILL	2004-12
30.	88-47 (.652)	Doug Mills, ILL	1937-47
31.	86-68 (.558)	O.B. Cowles, MINN	1948-59
32.	84-50 (.627)	Greg Gard, WIS	2016-present
33.	83-89 (.483)	Jim Dutcher, MINN	1975-86
34.	81-48 (.628)	Mark Turgeon, MD	2011-19

# SEASON STATISTICS

Updated Through March 18, 2022

RECORD:	OVERALL	HOME	AWAY	NEUTRAL
ALL GAMES	25-7	12-4	9-2	4-1
CONFERENCE	15-5	7-3	8-2	0-0
NON-CONFERENCE	10-2	5-1	1-0	4-1

##	Player	gp-gs	min	avg	Total		3-Point		F-Throw		Rebounds				pf	dq	a	to	blk	stl	pts	avg
					fg-fga	fg%	3fg-fga	3fg%	ft-fa	ft%	off	def	tot	avg								
01	Johnny Davis	30-30	1023	34.1	206-476	.433	37-114	.325	146-185	.789	40	206	246	8.2	60	1	65	67	19	34	595	19.8
34	Brad Davison	32-32	1099	34.3	136-355	.383	77-222	.347	103-118	.873	11	117	128	4.0	75	2	65	27	0	24	452	14.1
05	Tyler Wahl	31-31	952	30.7	142-275	.516	6-37	.162	68-97	.701	50	131	181	5.8	76	1	49	49	25	37	358	11.5
22	Steven Crowl	32-32	811	25.3	113-226	.500	26-79	.329	36-45	.800	48	95	143	4.5	81	1	47	29	9	9	288	9.0
23	Chucky Hepburn	32-32	1008	31.5	92-234	.393	39-110	.355	39-56	.696	7	61	68	2.1	70	0	77	37	5	36	262	8.2
11	Lorne Bowman II	22-0	228	10.4	21-61	.344	12-30	.400	12-25	.480	3	21	24	1.1	24	0	11	13	0	6	66	3.0
33	Chris Vogt	32-0	410	12.8	37-76	.487	0-1	.000	19-37	.514	50	50	100	3.1	76	1	21	16	24	11	93	2.9
00	Jahcobi Neath	22-1	202	9.2	11-40	.275	4-16	.250	10-13	.769	9	21	30	1.4	13	0	7	5	1	4	36	1.6
20	Ben Carlson	31-2	280	9.0	22-65	.338	1-20	.050	5-11	.455	25	40	65	2.1	17	0	4	10	1	2	50	1.6
02	Jordan Davis	26-0	164	6.3	12-36	.333	7-25	.280	1-3	.333	7	15	22	0.8	15	0	4	6	2	4	32	1.2
14	Carter Gilmore	21-0	172	8.2	7-27	.259	1-13	.077	4-7	.571	6	16	22	1.0	20	0	8	2	4	2	19	0.9
35	Markus Ilver	8-0	29	3.6	1-8	.125	0-5	.000	3-4	.750	1	3	4	0.5	7	0	0	2	0	0	5	0.6
10	Isaac Lindsey	5-0	11	2.2	1-4	.250	1-2	.500	0-0	.000	0	0	0	0.0	0	0	0	0	0	0	3	0.6
04	Carter Higginbottom	6-0	6	1.0	0-1	.000	0-0	.000	0-0	.000	0	0	0	0.0	2	0	0	2	0	0	0	0.0
13	Justin Taphorn	4-0	5	1.3	0-0	.000	0-0	.000	0-0	.000	0	0	0	0.0	0	0	0	1	0	0	0	0.0
Team											44	43	87					4				
Total.....		32	6400		801-1884	.425	211-674	.313	446-601	.742	301	819	1120	35.0	536	6	358	270	90	169	2259	70.6
Opponents.....		32	6400		793-1812	.438	201-614	.327	336-492	.683	263	848	1111	34.7	599	13	369	363	106	145	2123	66.3

TEAM STATISTICS	WIS	OPP	Date	Opponent	Score	Att.
SCORING	2259	2123	11/09/21	ST. FRANCIS BROOKLYN	w 81-58	15735
Points per game	70.6	66.3	11/12/21	GREEN BAY	w 72-34	16005
Scoring margin	+4.3	-	11/15/21	PROVIDENCE	L 58-63	15773
FIELD GOALS-ATT	801-1884	793-1812	11/22/21	vs Texas A&M	w 69-58	0
Field goal pct	.425	.438	11/23/21	vs Houston	w 65-63	0
3 POINT FG-ATT	211-674	201-614	11/24/21	vs Saint Mary's (CA)	w 61-55	2901
3-point FG pct	.313	.327	12/01/21	at Georgia Tech	w 70-66	6302
3-pt FG made per game	6.6	6.3	12/04/21	MARQUETTE	w 89-76	17287
FREE THROWS-ATT	446-601	336-492	* 12/08/21	INDIANA	w 64-59	16013
Free throw pct	.742	.683	* 12/11/21	at Ohio St.	L 55-73	13856
F-Throws made per game	13.9	10.5	12/15/21	NICHOLLS ST.	w 71-68	15752
REBOUNDS	1120	1111	12/29/21	ILLINOIS ST.	w 89-85	15718
Rebounds per game	35.0	34.7	* 01/03/22	at Purdue	w 74-69	14804
Rebounding margin	+0.3	-	* 01/06/22	IOWA	w 87-78	15212
ASSISTS	358	369	* 01/09/22	at Maryland	w 70-69	10864
Assists per game	11.2	11.5	* 01/13/22	OHIO ST.	w 78-68	15571
TURNOVERS	270	363	* 01/18/22	at Northwestern	w 82-76	5251
Turnovers per game	8.4	11.3	* 01/21/22	MICHIGAN ST.	L 74-86	17287
Turnover margin	+2.9	-	* 01/27/22	at Nebraska	w 73-65	15385
Assist/turnover ratio	1.3	1.0	* 01/30/22	MINNESOTA	w 66-60	17287
STEALS	169	145	* 02/02/22	at Illinois	L 67-80	14860
Steals per game	5.3	4.5	* 02/05/22	PENN ST.	w 51-49	17287
BLOCKS	90	106	* 02/08/22	at Michigan St.	w 70-62	14797
Blocks per game	2.8	3.3	* 02/12/22	RUTGERS	L 65-73	17287
ATTENDANCE	264075	153730	* 02/15/22	at Indiana	w 74-69	17222
Home games-Avg/Game	16-16505	11-12121	* 02/20/22	MICHIGAN	w 77-63	17287
Neutral site-Avg/Game	-	5-4080	* 02/23/22	at Minnesota	w 68-67	11761
			* 02/26/22	at Rutgers	w 66-61	8227
			* 03/01/22	PURDUE	w 70-67	17287
			* 03/06/22	NEBRASKA	L 73-74	17287
			03/11/22	vs Michigan St.	L 63-69	0
			03/18/22	vs Colgate	w 67-60	17500

\* = Conference game

# BIG TEN STATISTICS

Updated Through March 6, 2022

RECORD:	OVERALL	HOME	AWAY	NEUTRAL
ALL GAMES	15-5	7-3	8-2	0-0
CONFERENCE	15-5	7-3	8-2	0-0
NON-CONFERENCE	0-0	0-0	0-0	0-0

#	Player	gp-gs	min	avg	Total		3-Point		F-Throw		Rebounds				pf	dq	a	to	blk	stl	pts	avg						
					fg-fga	fg%	3fg-fga	3fg%	ft-fa	ft%	off	def	tot	avg														
01	Johnny Davis	20-20	690	34.5	140-308	.455	22-69	.319	96-126	.762	25	152	177	8.9	44	1	39	48	12	19	398	19.9						
34	Brad Davison	20-20	705	35.2	83-221	.376	49-137	.358	57-64	.891	6	76	82	4.1	41	0	39	17	0	16	272	13.6						
05	Tyler Wahl	19-19	578	30.4	95-176	.540	6-25	.240	39-55	.709	32	87	119	6.3	54	1	34	35	11	26	235	12.4						
22	Steven Crowl	20-20	523	26.2	69-130	.531	15-46	.326	20-23	.870	24	56	80	4.0	56	1	35	18	3	7	173	8.7						
23	Chucky Hepburn	20-20	632	31.6	59-154	.383	24-68	.353	20-30	.667	3	36	39	2.0	48	0	44	21	3	22	162	8.1						
33	Chris Vogt	20-0	265	13.3	27-52	.519	0-0	.000	12-22	.545	30	26	56	2.8	48	1	14	11	18	9	66	3.3						
11	Lorne Bowman II	13-0	121	9.3	8-32	.250	3-13	.231	9-19	.474	1	12	13	1.0	13	0	8	4	0	2	28	2.2						
00	Jahcobi Neath	16-0	131	8.2	6-22	.273	3-12	.250	5-7	.714	5	15	20	1.3	7	0	4	4	0	1	20	1.3						
20	Ben Carlson	20-1	162	8.1	10-33	.303	1-12	.083	4-9	.444	13	21	34	1.7	12	0	1	6	0	1	25	1.3						
02	Jordan Davis	17-0	113	6.6	7-26	.269	4-18	.222	1-3	.333	4	8	12	0.7	8	0	3	2	2	2	19	1.1						
14	Carter Gilmore	11-0	70	6.4	3-15	.200	0-9	.000	0-0	.000	2	3	5	0.5	7	0	5	1	0	0	6	0.5						
10	Isaac Lindsey	2-0	2	1.0	0-0	.000	0-0	.000	0-0	.000	0	0	0	0.0	0	0	0	0	0	0	0	0.0						
04	Carter Higginbottom	3-0	2	0.7	0-1	.000	0-0	.000	0-0	.000	0	0	0	0.0	0	0	0	0	0	0	0	0.0						
35	Markus Ilver	3-0	5	1.7	0-1	.000	0-1	.000	0-0	.000	0	0	0	0.0	2	0	0	1	0	0	0	0.0						
13	Justin Taphorn	1-0	1	1.0	0-0	.000	0-0	.000	0-0	.000	0	0	0	0.0	0	0	0	1	0	0	0	0.0						
Team											20	21	41	2														
Total.....		20	4000		507-1171	.433	127-410	.310	263-358	.735	165	513	678	33.9	340	4	226	171	49	105	1404	70.2						
Opponents.....		20	4000		515-1145	.450	122-374	.326	216-314	.688	159	533	692	34.6	365	7	252	216	59	92	1368	68.4						

TEAM STATISTICS	WIS	OPP	Date	Opponent	Score	Att.
SCORING	1404	1368	* 12/08/21	INDIANA	w 64-59	16013
Points per game	70.2	68.4	* 12/11/21	at Ohio St.	L 55-73	13856
Scoring margin	+1.8	-	* 01/03/22	at Purdue	w 74-69	14804
FIELD GOALS-ATT	507-1171	515-1145	* 01/06/22	IOWA	w 87-78	15212
Field goal pct	.433	.450	* 01/09/22	at Maryland	w 70-69	10864
3 POINT FG-ATT	127-410	122-374	* 01/13/22	OHIO ST.	w 78-68	15571
3-point FG pct	.310	.326	* 01/18/22	at Northwestern	w 82-76	5251
3-pt FG made per game	6.4	6.1	* 01/21/22	MICHIGAN ST.	L 74-86	17287
FREE THROWS-ATT	263-358	216-314	* 01/27/22	at Nebraska	w 73-65	15385
Free throw pct	.735	.688	* 01/30/22	MINNESOTA	w 66-60	17287
F-Throws made per game	13.2	10.8	* 02/02/22	at Illinois	L 67-80	14860
REBOUNDS	678	692	* 02/05/22	PENN ST.	w 51-49	17287
Rebounds per game	33.9	34.6	* 02/08/22	at Michigan St.	w 70-62	14797
Rebounding margin	-0.7	-	* 02/12/22	RUTGERS	L 65-73	17287
ASSISTS	226	252	* 02/15/22	at Indiana	w 74-69	17222
Assists per game	11.3	12.6	* 02/20/22	MICHIGAN	w 77-63	17287
TURNOVERS	171	216	* 02/23/22	at Minnesota	w 68-67	11761
Turnovers per game	8.6	10.8	* 02/26/22	at Rutgers	w 66-61	8227
Turnover margin	+2.3	-	* 03/01/22	PURDUE	w 70-67	17287
Assist/turnover ratio	1.3	1.2	* 03/06/22	NEBRASKA	L 73-74	17287
STEALS	105	92				
Steals per game	5.3	4.6				
BLOCKS	49	59				
Blocks per game	2.5	3.0				
ATTENDANCE	167805	127027				
Home games-Avg/Game	10-16780	10-12703				
Neutral site-Avg/Game	-	0-0				

\* = Conference game

Score by Periods	1st	2nd	Totals
Wisconsin	662	742	1404
Opponents	624	744	1368



# HOME STATISTICS

Updated Through March 6, 2022

RECORD:	OVERALL	HOME	AWAY	NEUTRAL
ALL GAMES	12-4	12-4	0-0	0-0
CONFERENCE	7-3	7-3	0-0	0-0
NON-CONFERENCE	5-1	5-1	0-0	0-0

#	Player	gp-gs	min	avg	Total		3-Point		F-Throw		Rebounds				pf	dq	a	to	blk	stl	pts	avg
					fg-fga	fg%	3fg-fga	3fg%	ft-fa	ft%	off	def	tot	avg								
01	Johnny Davis	14-14	450	32.1	90-210	.429	11-41	.268	54-70	.771	18	88	106	7.6	29	0	31	28	11	8	245	17.5
34	Brad Davison	16-16	538	33.6	72-180	.400	40-113	.354	52-61	.852	8	56	64	4.0	38	1	28	14	0	15	236	14.8
05	Tyler Wahl	15-15	463	30.9	73-133	.549	4-20	.200	43-60	.717	25	60	85	5.7	30	0	26	22	13	21	193	12.9
22	Steven Crowl	16-16	392	24.5	65-123	.528	15-39	.385	19-25	.760	31	54	85	5.3	28	0	30	12	5	5	164	10.3
23	Chucky Hepburn	16-16	493	30.8	45-119	.378	19-54	.352	26-30	.867	2	23	25	1.6	39	0	36	20	2	22	135	8.4
33	Chris Vogt	16-0	217	13.6	23-45	.511	0-1	.000	10-15	.667	29	28	57	3.6	34	0	13	7	10	8	56	3.5
11	Lorne Bowman II	11-0	127	11.5	11-36	.306	8-21	.381	8-16	.500	2	11	13	1.2	15	0	4	9	0	4	38	3.5
00	Jahcobi Neath	12-1	155	12.9	10-32	.313	4-14	.286	9-11	.818	7	18	25	2.1	12	0	6	3	1	3	33	2.8
20	Ben Carlson	15-2	151	10.1	12-39	.308	1-13	.077	3-4	.750	12	25	37	2.5	6	0	2	5	1	1	28	1.9
02	Jordan Davis	14-0	68	4.9	6-19	.316	4-15	.267	1-2	.500	3	3	6	0.4	6	0	1	3	0	1	17	1.2
14	Carter Gilmore	12-0	99	8.3	5-20	.250	1-9	.111	1-3	.333	3	13	16	1.3	11	0	3	1	3	1	12	1.0
10	Isaac Lindsey	4-0	10	2.5	1-4	.250	1-2	.500	0-0	.000	0	0	0	0.0	0	0	0	0	0	0	3	0.8
35	Markus Ilver	7-0	26	3.7	1-7	.143	0-4	.000	3-4	.750	1	3	4	0.6	7	0	0	2	0	0	5	0.7
04	Carter Higginbottom	6-0	6	1.0	0-1	.000	0-0	.000	0-0	.000	0	0	0	0.0	2	0	0	2	0	0	0	0.0
13	Justin Taphorn	4-0	5	1.3	0-0	.000	0-0	.000	0-0	.000	0	0	0	0.0	0	0	0	1	0	0	0	0.0
	Team										24	28	52					2				
	Total.....	16	3200		414-968	.428	108-346	.312	229-301	.761	165	410	575	35.9	257	1	180	131	46	89	1165	72.8
	Opponents.....	16	3200		403-923	.437	99-315	.314	156-235	.664	137	415	552	34.5	310	10	160	182	57	73	1061	66.3

## TEAM STATISTICS

	WIS	OPP
SCORING	1165	1061
Points per game	72.8	66.3
Scoring margin	+6.5	-
FIELD GOALS-ATT	414-968	403-923
Field goal pct	.428	.437
3 POINT FG-ATT	108-346	99-315
3-point FG pct	.312	.314
3-pt FG made per game	6.8	6.2
FREE THROWS-ATT	229-301	156-235
Free throw pct	.761	.664
F-Throws made per game	14.3	9.8
REBOUNDS	575	552
Rebounds per game	35.9	34.5
Rebounding margin	+1.4	-
ASSISTS	180	160
Assists per game	11.3	10.0
TURNOVERS	131	182
Turnovers per game	8.2	11.4
Turnover margin	+3.2	-
Assist/turnover ratio	1.4	0.9
STEALS	89	73
Steals per game	5.6	4.6
BLOCKS	46	57
Blocks per game	2.9	3.6
ATTENDANCE	264075	0
Home games-Avg/Game	16-16505	0-0
Neutral site-Avg/Game	-	0-0

Score by Periods	1st	2nd	Totals
Wisconsin	533	632	1165
Opponents	492	569	1061

Date	Opponent		Score	Att.
11/09/21	ST. FRANCIS BROOKLYN	W	81-58	15735
11/12/21	GREEN BAY	W	72-34	16005
11/15/21	PROVIDENCE	L	58-63	15773
12/04/21	MARQUETTE	W	89-76	17287
* 12/08/21	INDIANA	W	64-59	16013
12/15/21	NICHOLLS ST.	W	71-68	15752
12/29/21	ILLINOIS ST.	W	89-85	15718
* 01/06/22	IOWA	W	87-78	15212
* 01/13/22	OHIO ST.	W	78-68	15571
* 01/21/22	MICHIGAN ST.	L	74-86	17287
* 01/30/22	MINNESOTA	W	66-60	17287
* 02/05/22	PENN ST.	W	51-49	17287
* 02/12/22	RUTGERS	L	65-73	17287
* 02/20/22	MICHIGAN	W	77-63	17287
* 03/01/22	PURDUE	W	70-67	17287
* 03/06/22	NEBRASKA	L	73-74	17287

\* = Conference game

# ROAD/NEUTRAL STATISTICS

Updated Through March 18, 2022

RECORD:	OVERALL	HOME	AWAY	NEUTRAL
ALL GAMES	13-3	0-0	9-2	4-1
CONFERENCE	8-2	0-0	8-2	0-0
NON-CONFERENCE	5-1	0-0	1-0	4-1

#	Player	gp-gs	min	avg	Total		3-Point		F-Throw		Rebounds						pf	dq	a	to	blk	stl	pts	avg
					fg-fga	fg%	3fg-fga	3fg%	ft-fa	ft%	off	def	tot	avg										
01	Johnny Davis	16-16	573	35.8	116-266	.436	26-73	.356	92-115	.800	22	118	140	8.8	31	1	34	39	8	26	350	21.9		
34	Brad Davison	16-16	561	35.1	64-175	.366	37-109	.339	51-57	.895	3	61	64	4.0	37	1	37	13	0	9	216	13.5		
05	Tyler Wahl	16-16	489	30.6	69-142	.486	2-17	.118	25-37	.676	25	71	96	6.0	46	1	23	27	12	16	165	10.3		
23	Chucky Hepburn	16-16	515	32.2	47-115	.409	20-56	.357	13-26	.500	5	38	43	2.7	31	0	41	17	3	14	127	7.9		
22	Steven Crowl	16-16	419	26.2	48-103	.466	11-40	.275	17-20	.850	17	41	58	3.6	53	1	17	17	4	4	124	7.8		
11	Lorne Bowman II	11-0	101	9.2	10-25	.400	4-9	.444	4-9	.444	1	10	11	1.0	9	0	7	4	0	2	28	2.5		
33	Chris Vogt	16-0	193	12.1	14-31	.452	0-0	.000	9-22	.409	21	22	43	2.7	42	1	8	9	14	3	37	2.3		
20	Ben Carlson	16-0	129	8.1	10-26	.385	0-7	.000	2-7	.286	13	15	28	1.8	11	0	2	5	0	1	22	1.4		
02	Jordan Davis	12-0	96	8.0	6-17	.353	3-10	.300	0-1	.000	4	12	16	1.3	9	0	3	3	2	3	15	1.3		
14	Carter Gilmore	9-0	73	8.1	2-7	.286	0-4	.000	3-4	.750	3	3	6	0.7	9	0	5	1	1	1	7	0.8		
00	Jahcobi Neath	10-0	47	4.7	1-8	.125	0-2	.000	1-2	.500	2	3	5	0.5	1	0	1	2	0	1	3	0.3		
35	Markus Ilver	1-0	3	3.0	0-1	.000	0-1	.000	0-0	.000	0	0	0	0.0	0	0	0	0	0	0	0	0.0		
10	Isaac Lindsey	1-0	1	1.0	0-0	.000	0-0	.000	0-0	.000	0	0	0	0.0	0	0	0	0	0	0	0	0.0		
Team											20	15	35					2						
Total.....		16	3200		387-916	.422	103-328	.314	217-300	.723	136	409	545	34.1	279	5	178	139	44	80	1094	68.4		
Opponents.....		16	3200		390-889	.439	102-299	.341	180-257	.700	126	433	559	34.9	289	3	209	181	49	72	1062	66.4		

## TEAM STATISTICS

	WIS	OPP
SCORING	1094	1062
Points per game	68.4	66.4
Scoring margin	+2.0	-
FIELD GOALS-ATT	387-916	390-889
Field goal pct	.422	.439
3 POINT FG-ATT	103-328	102-299
3-point FG pct	.314	.341
3-pt FG made per game	6.4	6.4
FREE THROWS-ATT	217-300	180-257
Free throw pct	.723	.700
F-Throws made per game	13.6	11.3
REBOUNDS	545	559
Rebounds per game	34.1	34.9
Rebounding margin	-0.9	-
ASSISTS	178	209
Assists per game	11.1	13.1
TURNOVERS	139	181
Turnovers per game	8.7	11.3
Turnover margin	+2.6	-
Assist/turnover ratio	1.3	1.2
STEALS	80	72
Steals per game	5.0	4.5
BLOCKS	44	49
Blocks per game	2.8	3.1
ATTENDANCE	0	153730
Home games-Avg/Game	0-0	11-12121
Neutral site-Avg/Game	-	5-4080

Score by Periods	1st	2nd	Totals
Wisconsin	523	571	1094
Opponents	474	588	1062

Date	Opponent		Score	Att.
11/22/21	vs Texas A&M	w	69-58	0
11/23/21	vs Houston	w	65-63	0
11/24/21	vs Saint Mary's (CA)	w	61-55	2901
12/01/21	at Georgia Tech	w	70-66	6302
* 12/11/21	at Ohio St.	L	55-73	13856
* 01/03/22	at Purdue	w	74-69	14804
* 01/09/22	at Maryland	w	70-69	10864
* 01/18/22	at Northwestern	w	82-76	5251
* 01/27/22	at Nebraska	w	73-65	15385
* 02/02/22	at Illinois	L	67-80	14860
* 02/08/22	at Michigan St.	w	70-62	14797
* 02/15/22	at Indiana	w	74-69	17222
* 02/23/22	at Minnesota	w	68-67	11761
* 02/26/22	at Rutgers	w	66-61	8227
03/11/22	vs Michigan St.	L	63-69	0
03/18/22	vs Colgate	w	67-60	17500

\* = Conference game

# GAME-BY-GAME STATISTICS

## WISCONSIN

Opponent	Date	Score		Total		3-Pointers		Free throws		Rebounds				pf	a	t/o	blk	stl	pts	avg
				fg-fga	pct	3fg-fga	pct	ft-fa	pct	off	def	tot	avg							
ST. FRANCIS BROOKLYN	11/09/21	81-58	W	29-66	.439	10-22	.455	13-18	.722	15	33	48	48.0	10	12	12	4	6	81	81.0
GREEN BAY	11/12/21	72-34	W	24-64	.375	5-21	.238	19-21	.905	18	32	50	49.0	18	9	7	6	10	72	76.5
PROVIDENCE	11/15/21	58-63	L	20-61	.328	5-27	.185	13-17	.765	11	24	35	44.3	19	5	7	4	4	58	70.3
vs Texas A&M	11/22/21	69-58	W	23-58	.397	8-26	.308	15-17	.882	11	25	36	42.2	13	10	11	3	7	69	70.0
vs Houston	11/23/21	65-63	W	23-49	.469	7-24	.292	12-15	.800	2	26	28	39.4	19	11	9	3	7	65	69.0
vs Saint Mary's (CA)	11/24/21	61-55	W	21-56	.375	3-12	.250	16-18	.889	12	22	34	38.5	19	4	8	4	3	61	67.7
at Georgia Tech	12/01/21	70-66	W	23-54	.426	9-24	.375	15-22	.682	8	20	28	37.0	18	13	8	5	4	70	68.0
MARQUETTE	12/04/21	89-76	W	31-61	.508	10-24	.417	17-23	.739	7	28	35	36.8	15	14	11	3	5	89	70.6
INDIANA	12/08/21	64-59	W	22-62	.355	5-23	.217	15-18	.833	11	30	41	37.2	15	12	4	6	4	64	69.9
at Ohio St.	12/11/21	55-73	L	22-65	.338	6-26	.231	5-9	.556	5	23	28	36.3	19	7	8	5	7	55	68.4
NICHOLLS ST.	12/15/21	71-68	W	24-55	.436	6-21	.286	17-27	.630	10	23	33	36.0	14	10	8	2	6	71	68.6
ILLINOIS ST.	12/29/21	89-85	W	28-67	.418	8-22	.364	25-32	.781	19	25	44	36.7	19	16	6	2	3	89	70.3
at Purdue	01/03/22	74-69	W	27-60	.450	6-24	.250	14-19	.737	9	25	34	36.5	22	13	7	2	5	74	70.6
IOWA	01/06/22	87-78	W	33-66	.500	5-17	.294	16-23	.696	15	28	43	36.9	20	15	8	1	6	87	71.8
at Maryland	01/09/22	70-69	W	25-56	.446	5-20	.250	15-18	.833	5	24	29	36.4	19	11	8	5	4	70	71.7
OHIO ST.	01/13/22	78-68	W	27-58	.466	10-23	.435	14-20	.700	7	26	33	36.2	14	16	9	0	6	78	72.1
at Northwestern	01/18/22	82-76	W	28-54	.519	9-17	.529	17-26	.654	7	29	36	36.2	13	17	11	2	4	82	72.6
MICHIGAN ST.	01/21/22	74-86	L	26-61	.426	12-29	.414	10-11	.909	7	13	20	35.3	18	15	10	1	5	74	72.7
at Nebraska	01/27/22	73-65	W	25-68	.368	10-22	.455	13-18	.722	13	34	47	35.9	18	12	10	2	7	73	72.7
MINNESOTA	01/30/22	66-60	W	24-57	.421	6-19	.316	12-15	.800	7	25	32	35.7	15	8	7	0	3	66	72.4
at Illinois	02/02/22	67-80	L	26-68	.382	3-24	.125	12-15	.800	12	26	38	35.8	19	8	6	0	3	67	72.1
PENN ST.	02/05/22	51-49	W	21-56	.375	6-21	.286	3-6	.500	6	31	37	35.9	13	10	8	4	3	51	71.2
at Michigan St.	02/08/22	70-62	W	25-53	.472	6-18	.333	14-22	.636	6	26	32	35.7	17	12	7	3	6	70	71.1
RUTGERS	02/12/22	65-73	L	26-55	.473	4-19	.211	9-17	.529	8	20	28	35.4	18	13	11	0	8	65	70.9
at Indiana	02/15/22	74-69	W	24-52	.462	4-16	.250	22-29	.759	7	29	36	35.4	16	8	13	2	4	74	71.0
MICHIGAN	02/20/22	77-63	W	29-58	.500	4-13	.308	15-16	.938	4	24	28	35.1	16	7	8	5	7	77	71.2
at Minnesota	02/23/22	68-67	W	24-47	.511	5-14	.357	15-22	.682	10	28	38	35.2	18	15	12	2	2	68	71.1
at Rutgers	02/26/22	66-61	W	23-54	.426	9-20	.450	11-17	.647	6	24	30	35.0	17	9	9	1	8	66	70.9
PURDUE	03/01/22	70-67	W	26-61	.426	7-22	.318	11-12	.917	7	26	33	35.0	17	9	6	4	6	70	70.9
NEBRASKA	03/06/22	73-74	L	24-60	.400	5-23	.217	20-25	.800	13	22	35	35.0	16	9	9	4	7	73	71.0
vs Michigan St.	03/11/22	63-69	L	22-60	.367	7-24	.292	12-21	.571	10	24	34	34.9	22	13	7	2	4	63	70.7
vs Colgate	03/18/22	67-60	W	26-62	.419	6-17	.353	9-12	.750	13	24	37	35.0	10	15	5	3	5	67	70.6
Wisconsin		2259		801-1884	.425	211-674	.313	446-601	.742	301	819	1120	35.0	536	358	270	90	169	2259	70.6
Opponents		2123		793-1812	.438	201-614	.327	336-492	.683	263	848	1111	34.7	599	369	363	106	145	2123	66.3

Games played: 32  
Points/game: 70.6  
FG Pct: 42.5  
3FG Pct: 31.3  
FT Pct: 74.2

Rebounds/game: 35.0  
Assists/game: 11.2  
Turnovers/game: 8.4  
Assist/turnover ratio: 1.3  
Steals/game: 5.3  
Blocks/game: 2.8



# GAME-BY-GAME STATISTICS

## OPPONENT

Opponent	Date	Score		Total		3-Pointers		Free throws		Rebounds											
				fg-fga	pct	3fg-fga	pct	ft-fa	pct	off	def	tot	avg	pf	a	t/o	blk	stl	pts	avg	
ST. FRANCIS BROOKLYN	11/09/21	81-58	W	25-63	.397	5-21	.238	3-4	.750	6	25	31	31.0	15	5	12	4	8	58	58.0	
GREEN BAY	11/12/21	72-34	W	12-51	.235	3-16	.188	7-15	.467	9	22	31	31.0	20	6	13	4	3	34	46.0	
PROVIDENCE	11/15/21	58-63	L	22-54	.407	8-22	.364	11-19	.579	12	32	44	35.3	18	11	15	6	3	63	51.7	
vs Texas A&M	11/22/21	69-58	W	19-49	.388	10-26	.385	10-14	.714	5	24	29	33.8	18	11	16	3	7	58	53.2	
vs Houston	11/23/21	65-63	W	23-54	.426	9-23	.391	8-15	.533	10	26	36	34.2	18	10	12	2	7	63	55.2	
vs Saint Mary's (CA)	11/24/21	61-55	W	21-50	.420	4-15	.267	9-12	.750	9	24	33	34.0	21	9	16	5	3	55	55.2	
at Georgia Tech	12/01/21	70-66	W	22-53	.415	6-16	.375	16-20	.800	10	26	36	34.3	20	7	10	3	5	66	56.7	
MARQUETTE	12/04/21	89-76	W	27-61	.443	9-26	.346	13-18	.722	7	25	32	34.0	20	13	13	3	4	76	59.1	
INDIANA	12/08/21	64-59	W	24-62	.387	5-13	.385	6-13	.462	14	30	44	35.1	19	14	9	4	2	59	59.1	
at Ohio St.	12/11/21	55-73	L	29-58	.500	6-19	.316	9-13	.692	8	41	49	36.5	14	15	14	4	4	73	60.5	
NICHOLLS ST.	12/15/21	71-68	W	30-62	.484	5-19	.263	3-8	.375	10	26	36	36.5	24	7	12	5	3	68	61.2	
ILLINOIS ST.	12/29/21	89-85	W	30-61	.492	9-23	.391	16-22	.727	10	26	36	36.4	28	13	9	4	4	85	63.2	
at Purdue	01/03/22	74-69	W	23-56	.411	8-20	.400	15-24	.625	13	27	40	36.7	17	19	12	0	2	69	63.6	
IOWA	01/06/22	87-78	W	30-61	.492	7-20	.350	11-19	.579	6	20	26	35.9	22	19	8	7	4	78	64.6	
at Maryland	01/09/22	70-69	W	25-55	.455	7-17	.412	12-15	.800	5	28	33	35.7	19	10	12	3	4	69	64.9	
OHIO ST.	01/13/22	78-68	W	30-60	.500	3-19	.158	5-10	.500	7	26	33	35.6	20	7	11	3	2	68	65.1	
at Northwestern	01/18/22	82-76	W	33-71	.465	7-20	.350	3-8	.375	12	23	35	35.5	18	19	8	4	6	76	65.8	
MICHIGAN ST.	01/21/22	74-86	L	29-55	.527	6-12	.500	22-28	.786	11	28	39	35.7	19	14	13	4	4	86	66.9	
at Nebraska	01/27/22	73-65	W	22-55	.400	7-20	.350	14-17	.824	2	32	34	35.6	16	10	13	2	5	65	66.8	
MINNESOTA	01/30/22	66-60	W	23-53	.434	6-18	.333	8-9	.889	4	26	30	35.3	17	4	11	2	4	60	66.4	
at Illinois	02/02/22	67-80	L	32-62	.516	7-22	.318	9-18	.500	8	28	36	35.4	14	21	7	2	5	80	67.1	
PENN ST.	02/05/22	51-49	W	18-57	.316	9-30	.300	4-5	.800	8	29	37	35.5	14	7	10	3	7	49	66.3	
at Michigan St.	02/08/22	70-62	W	22-53	.415	3-14	.214	15-18	.833	7	26	33	35.3	20	15	12	1	5	62	66.1	
RUTGERS	02/12/22	65-73	L	25-49	.510	7-12	.583	16-18	.889	4	25	29	35.1	20	11	13	3	10	73	66.4	
at Indiana	02/15/22	74-69	W	25-61	.410	5-18	.278	14-18	.778	9	25	34	35.0	25	14	12	4	3	69	66.5	
MICHIGAN	02/20/22	77-63	W	25-64	.391	4-25	.160	9-13	.692	13	25	38	35.2	19	11	12	2	5	63	66.3	
at Minnesota	02/23/22	68-67	W	23-50	.460	8-19	.421	13-19	.684	4	15	19	34.6	20	18	6	3	4	67	66.4	
at Rutgers	02/26/22	66-61	W	24-53	.453	4-17	.235	9-15	.600	8	29	37	34.6	17	6	12	5	6	61	66.2	
PURDUE	03/01/22	70-67	W	24-56	.429	8-21	.381	11-20	.550	11	28	39	34.8	16	10	10	1	4	67	66.2	
NEBRASKA	03/06/22	73-74	L	29-54	.537	5-18	.278	11-14	.786	5	22	27	34.5	19	8	11	2	6	74	66.5	
vs Michigan St.	03/11/22	63-69	L	25-52	.481	1-11	.091	18-24	.750	5	34	39	34.7	19	11	7	7	4	69	66.5	
vs Colgate	03/18/22	67-60	W	22-57	.386	10-22	.455	6-7	.857	11	25	36	34.7	13	14	12	1	2	60	66.3	
Opponents		2123		793-1812	.438	201-614	.327	336-492	.683	263	848	1111	34.7	599	369	363	106	145	2123	66.3	
Wisconsin		2259		801-1884	.425	211-674	.313	446-601	.742	301	819	1120	35.0	536	358	270	90	169	2259	70.6	

Games played: 32  
Points/game: 66.3  
FG Pct: 43.8  
3FG Pct: 32.7  
FT Pct: 68.3

Rebounds/game: 34.7  
Assists/game: 11.5  
Turnovers/game: 11.3  
Assist/turnover ratio: 1.0  
Steals/game: 4.5  
Blocks/game: 3.3

## GAME 1: WISCONSIN 81, ST. FRANCIS BROOKLYN 58

Nov. 9, 2021 • Madison, Wis. • Kohl Center



Official Basketball Box Score - Final  
St. Francis Brooklyn at Wisconsin  
11/09/21 Kohl Center, Madison  
2021-22 Men's Basketball

Game Time: 7:00 PM  
Game Duration: 1:48  
Attendance: 15,735

Officials: Rob Riley, Lamont Simpson, Michael Kibitz (J.)

## St. Francis Brooklyn - 58

Record: 0-4

NO. Name	Min	FG	3P	FT	Rebounds	Fouls	TP	AS	TO	ST	Blocks	BA	+-
1 Patrick Emilien	F 34:16	8-11	1-3	1-2	0 5 5	0 5	18	0	0	1	0	0	-20
12 Vuk Stevanic	F 19:20	1-3	0-1	0-0	1 1 2	0 1	2	0	0	2	0	0	-14
0 Tedrick Wilcox Jr.	G 12:13	1-3	1-2	0-0	2 2 4	0 3	0	0	1	0	0	0	-8
3 Rob Higgins	G 25:11	1-9	0-1	2-2	0 0 0	3 1	4	2	2	3	0	0	-12
11 Michael Cubbage	G 28:47	5-13	0-3	0-0	1 6 7	2 1	10	0	3	1	0	0	-24
32 Jack Hemphill	15:41	3-7	1-4	0-0	2 1 3	0 1	7	2	1	0	2	0	-9
5 Larry Moreno	15:11	0-5	0-4	0-0	0 1 1	1 1	0	0	1	0	0	0	-17
15 Trey Quarlesbaum	24:58	4-6	2-3	0-0	1 4 5	2 0	10	0	2	1	0	0	-18
2 Bahadai Haidani	10:43	0-2	0-0	0-0	0 1 1	1 0	8	0	1	0	0	1	-3
10 D'Andre Howell-South	08:37	2-3	0-0	0-0	0 0 0	2 0	4	0	1	1	0	1	3
31 Kasper Suorong	05:03	0-1	0-0	0-0	0 0 0	0 0	0	0	1	1	0	0	7
Team					1 4 5	0	0	0	1	0	0	0	
Totals		25-63	5-21	3-4	6 25 31	15 10	58	5	12	8	4	4	-23

Technical Fouls: NONE

## Wisconsin - 81

Record: 1-0

NO. Name	Min	FG	3P	FT	Rebounds	Fouls	TP	AS	TO	ST	Blocks	BA	+-
5 Tyler Wahl	F 17:09	1-3	0-1	3-4	1 3 4	2 2	5	1	2	0	0	0	6
22 Steven Crowl	F 18:56	4-9	0-1	3-4	3 5 8	0 2	11	0	2	0	1	1	11
1 Johnny Davis	G 26:25	6-15	2-6	1-2	1 2 3	0 4	15	5	0	2	0	0	23
23 Chucky Hepburn	G 23:14	4-7	2-3	3-4	0 1 1	3 2	13	1	2	0	0	0	18
34 Brad Davison	G 23:39	3-8	2-4	0-1	0 6 6	2 1	8	2	1	2	0	1	21
20 Ben Carlson	19:30	2-3	0-0	0-0	2 3 5	0 1	4	0	0	0	0	0	12
3 Chris Vogt	16:49	1-3	0-0	0-0	2 7 9	2 0	2	1	0	1	2	0	14
0 Jahcobi Neath	17:33	1-5	0-0	2-2	2 0 2	0 1	4	0	1	0	0	1	10
11 Lorne Bowman II	15:17	3-7	3-4	0-0	2 2 4	0 0	9	1	1	0	1	0	10
14 Carter Gilmore	07:00	2-2	0-0	1-2	0 1 1	0 2	5	1	0	1	1	0	2
35 Markus Iver	06:32	1-2	0-1	0-0	0 0 0	0 1	0	2	0	0	0	0	1
2 Jordan Davis	04:13	1-2	1-2	0-0	0 0 0	0 0	3	0	1	0	0	0	-4
10 Isaac Lindsey	02:14	0-0	0-0	0-0	0 0 0	0 0	0	0	0	0	0	0	-4
4 Carter Higginbottom	00:48	0-0	0-0	0-0	0 0 0	0 0	0	0	1	0	0	0	-7
13 Justin Taphorn	00:41	0-0	0-0	0-0	0 0 0	0 0	0	0	0	0	0	0	1
Team					2 3 5	0	0	1	1	0	0	0	
Totals		29-66	10-22	13-18	15 33 48	10 15	81	12	12	6	4	4	23

Technical Fouls: NONE

Biggest lead	1 (1 <sup>st</sup> 18:01)	32 (2 <sup>nd</sup> 8:33)
Best Scoring Run	11 (2 <sup>nd</sup> 18:07)	15 (1 <sup>st</sup> 5:33)
Lead Changes	2	
Times Tied	0	
Time with Lead	01:54	37:18

**NOTES:** Chucky Hepburn became the first true freshman to start in a season opener for UW since Devin Harris in 2001...Johnny Davis made his first career start, tallying 15 points and a career-high 5 assists...Steven Crowl made his first career start, setting career highs in points (11) and rebounds (8)...UW won its sixth-straight home opener, and for the 23rd time in the last 24 years...UW improved to 6-0 in home openers under Greg Gard.

## GAME 2: WISCONSIN 72, GREEN BAY 34

Nov. 12, 2021 • Madison, Wis. • Kohl Center



Official Basketball Box Score - Final  
Green Bay at Wisconsin  
11/12/21 Kohl Center, Madison  
2021-22 Men's Basketball

Game Time: 7:00 PM  
Game Duration: 1:53  
Attendance: 16,005

Officials: Matt Morales, Chad Barlow, Kenneth Mubaland

## Green Bay - 34

Record: 0-2

NO. Name	Min	FG	3P	FT	Rebounds	Fouls	TP	AS	TO	ST	Blocks	BA	+-
3 Japannah Kellogg III	F 20:43	1-1	0-0	0-4	1 1 2	1 3	2	0	1	1	2	0	-27
11 Cade Meyer	F 18:04	1-6	0-1	2-5	0 0 0	5 3	4	0	1	0	0	1	-18
1 Mitch Listau	G 20:30	0-3	0-1	2-2	0 2 2	0 1	2	1	1	0	0	0	-19
5 Lucas Steiber	G 09:38	0-1	0-1	0-0	0 2 2	0 1	0	1	0	0	0	0	-11
23 Emmanuel Ansong	G 16:18	0-5	0-1	0-0	1 1 2	3 1	0	0	1	0	0	0	-29
2 Kamari McGee	21:32	2-9	0-1	0-0	0 3 3	2 0	4	1	4	0	0	0	-16
14 Randy Tucker	13:12	0-2	0-1	2-2	2 2 4	3 3	2	2	0	0	0	0	-11
15 Donovan Ivory	18:08	1-5	1-3	0-0	0 3 3	2 0	3	0	3	0	1	1	-17
4 Blayton Williams	05:37	0-1	0-0	0-1	1 1 1	0 0	0	0	0	0	0	0	-1
12 Cem Kircman	17:14	2-4	1-1	0-0	1 3 4	3 2	5	1	1	1	0	0	-12
13 Ryan Coflin	16:06	1-4	0-0	0-2	2 3 0	2 0	3	0	1	1	0	0	-9
55 Nate Jenkins	12:26	2-5	0-0	0-0	1 1 0	2 4	0	0	0	0	0	0	-16
21 Tutu Majok	10:32	2-5	0-1	1-2	2 1 3	0 2	5	0	0	0	0	0	-4
Team					2 0 2	0	0	1	1	0	0	0	
Totals		12-51	3-16	7-15	9 22 31	20 18	34	6	13	3	4	6	-38

Technical Fouls: NONE

## Wisconsin - 72

Record: 2-0

NO. Name	Min	FG	3P	FT	Rebounds	Fouls	TP	AS	TO	ST	Blocks	BA	+-
5 Tyler Wahl	F 19:45	1-2	0-0	0-0	1 4 5	1 2	2	2	1	0	2	1	18
22 Steven Crowl	F 21:59	7-11	2-4	2-2	3 4 7	0 1	18	0	0	0	0	0	35
1 Johnny Davis	G 24:46	5-16	0-3	5-6	2 3 5	1 6	15	2	0	1	1	0	37
23 Chucky Hepburn	G 23:49	1-5	1-3	0-0	0 2 2	1 0	3	1	1	4	0	0	38
34 Brad Davison	G 24:08	1-4	1-4	0-0	2 1 3	0 2	3	0	1	1	0	0	9
20 Ben Carlson	18:39	2-6	0-1	1-1	1 6 7	0 0	5	1	0	0	0	0	27
3 Chris Vogt	12:43	0-2	0-1	4-4	3 2 5	3 4	0	0	0	0	1	1	5
11 Lorne Bowman II	15:16	1-3	1-2	0-0	0 1 1	4 1	3	1	1	3	0	0	4
14 Carter Gilmore	14:19	0-4	0-1	0-0	2 3 5	0 0	0	1	0	1	0	0	6
35 Markus Iver	10:44	0-4	0-2	3-4	1 3 4	4 3	3	0	1	0	0	0	-1
2 Jordan Davis	06:32	2-2	0-0	0-0	1 1 2	2 0	4	0	1	1	0	0	1
10 Isaac Lindsey	03:48	0-1	0-0	0-0	0 0 0	0 0	0	0	0	0	0	0	-6
4 Carter Higginbottom	01:46	0-0	0-0	0-0	0 0 0	0 0	0	0	0	0	0	0	-4
13 Justin Taphorn	01:46	0-0	0-0	0-0	0 0 0	0 0	0	0	0	0	0	0	-4
Team					2 2 4	0	0	0	0	0	0	0	
Totals		24-64	5-21	19-21	18 32 50	18 20	72	9	7	10	6	4	38

Technical Fouls: NONE

Biggest lead	2 (1 <sup>st</sup> 18:20)	45 (2 <sup>nd</sup> 5:07)
Best Scoring Run	6 (1 <sup>st</sup> 12:42)	13 (1 <sup>st</sup> 0:43)
Lead Changes	1	
Times Tied	2	
Time with Lead	00:37	35:52

**NOTES:** UW won its 23rd-consecutive non-conference home game dating back to the 2017-18 season...UW allowed just 34 points, its fewest surrendered in the Greg Gard era and fewest overall since a 62-31 win Nov. 14, 2014...UW held GB to 23.5% FG, the 4th-lowest mark ever by a UW opponent at the Kohl Center...Steven Crowl scored a career-high 18 points.

## GAME 3: PROVIDENCE 63, WISCONSIN 58

Nov. 15, 2021 • Madison, Wis. • Kohl Center



Official Basketball Box Score - Final  
Providence at Wisconsin  
11/15/21 Kohl Center, Madison  
2021-22 Men's Basketball

Game Time: 8:00 PM  
Game Duration: 2:09  
Attendance: 15,773

Officials: Mike Roberts, Bart Smith, Tim O'Grady

## Providence - 63

Record: 3-0

NO. Name	Min	FG	3P	FT	Rebounds	Fouls	TP	AS	TO	ST	Blocks	BA	+-
14 Noah Horchler	F 25:29	1-1	0-0	0-1	1 5 6	3 1	2	0	1	1	3	0	-8
0 Nate Watson	C 32:25	11-15	0-0	2-5	3 3 6	3 4	24	0	2	0	1	0	4
1 Aljami Durham	G 35:31	4-11	3-5	2-4	0 2 2	1 6	13	4	3	0	0	1	-2
4 Jared Bynum	G 27:30	1-10	0-4	2-3	1 8 9	2 2	4	7	5	1	0	0	-5
11 A.J. Reeves	G 31:12	3-9	3-8	2-2	4 4 8	2 3	11	0	0	0	0	0	6
5 Ed Crosswell	08:50	0-1	0-0	0-0	0 2 2	3 0	0	0	1	1	1	1	-1
15 Justin Mnyaya	24:36	1-4	1-3	0-0	2 5 7	1 0	3	0	1	1	0	0	9
10 Allyn Breed	10:43	1-3	1-2	3-4	0 2 2	3 3	6	0	1	0	0	0	5
12 Brycen Goodine	03:44	0-0	0-0	0-0	0 0 0	0 0	0	0	0	0	0	0	7
Team					1 1 2	0	0	1	1	0	0	0	
Totals		22-54	8-22	11-19	12 32 44	18 19	63	11	15	3	6	4	5


Technical Fouls: NONE

## Wisconsin - 58

Record: 2-1

NO. Name	Min	FG	3P	FT	Reb	Ass	TO	ST	BS	BA	+-
5 Tyler Wahl	F 36:19	7-12	0-2	2-3	3 2 5	4	5	16	0	2	-7
20 Ben Carlson	F 17:49	1-7	0-3	0-0	2 1 3	0	1	2	0	1	0
22 Steven Crowl	F 23:34	1-10	0-4	2-2	0 4 4	2	1	4	2	1	0
23 Chucky Hepburn	G 35:42	2-8	0-3	1-2	1 2 3	3	3	5	2	1	0
34 Brad Davison	G 36:19	7-17	3-11	8-10	1 6 7	4	8	25	0	2	3
14 Carter Gilmore	25:34	0-3	0-1	0-0	0 5 5	2	0	0	0	0	0
33 Chris Vogt	08:30	0-0	0-0	0-0	1 1 1	3	0	0	1	0	1
11 Lorne Bowman II	10:49	1-3	1-2	0-0	0 0 0	1	0	3	0	1	0
35 Markus Iver	02:11	0-0	0-0	0-0	0 0 0	0	0	0	0	0	0
2 Jordan Davis	00:13	1-1	1-1	0-0	0 0 0	0	0	3	0	0	0
Team					4 3 7	0	0	0	0	0	0
Totals		20-61	5-27	13-17	11 24 35	19 18	58	5	7	4	6

**GAME 5: WISCONSIN 65, #12 HOUSTON 63**  
Nov. 23, 2021 • Las Vegas, Nev. • Michelob Ultra Arena



Official Basketball Box Score - Final

Wisconsin at Houston

11/23/21 Mackay-Libra Arena, Las Vegas

2021-22 Men's Basketball

Game Time: 2:00 PM

Game Duration: 1:56

Officials: M. Rea, Don Okey, A.J. Davis

Wisconsin - 65

Record: 4-1

NO.	NAME	Min	FG	3P	FT	Rebounds	Fouls	TP	AS	TO	ST	Blocks	BS	BA	+/-	
5	Tyler Wahl	32:00	4-10	0-2	1-2	1	6	7	2	3	9	1	0	0	1	2
22	Steven Crowl	7:22	3-6	1-4	1-2	0	1	1	4	2	8	1	1	0	1	8
1	Johnny Davis	37:24	10-18	4-7	6-8	0	4	4	1	5	30	1	2	4	2	0
23	Chucky Hepburn	30:58	1-4	1-4	0-0	0	4	4	2	0	3	3	3	0	1	0
4	Brad Davidson	2:09	2-5	1-5	4-4	0	4	4	1	5	2	1	1	0	0	0
14	Carter Gilmore	09:00	0-1	0-1	0-0	0	0	0	1	0	0	1	1	0	0	0
11	Lorne Bowman II	12:44	1-1	0-0	0-1	0	0	0	1	1	2	0	1	0	0	3
33	Chris Vogt	10:10	0-0	0-0	0-0	0	2	2	3	1	0	1	0	0	0	-9
20	Ben Carlson	11:26	2-3	0-1	0-0	0	2	2	0	1	4	2	0	0	0	7
2	Jordan Davis	05:27	0-0	0-0	0-0	0	1	1	1	0	0	0	0	0	0	-2
Team						1	2	3				0	1			
Totals		23:49	7-24	12-15	2	26	28	19	18	65	11	9	7	3	2	2

Shooting By Period

1st FG% 16-28 57.1%

2nd FG% 7-15 46.7%

3rd FG% 1-3 33.3%

FT% 7-21 33.3%

2nd FT% 0-0 0.0%

FT% 11-12 91.7%

GM FG% 23-49 46.9%

3PT% 7-24 29.2%

FT% 12-15 80.0%

Dead Ball Rebounds: 1

Technical Fouls: NONE

Houston - 63

Record: 4-1

NO.	NAME	Min	FG	3P	FT	Rebounds	Fouls	TP	AS	TO	ST	Blocks	BS	BA	+/-	
32	Reggie Chaney	19:47	3-3	0-0	1-4	0	5	5	3	3	7	0	0	0	0	
2	Phabian White Jr	25:33	2-4	0-1	0-0	1	3	4	2	1	4	1	0	0	12	
0	Mercus Sasser	6:37	5-12	4-12	3-7	0-0	2	2	2	1	11	2	4	3	0	-1
4	Taze Moore	6:56	0-6	0-4	0-0	1	2	3	1	0	0	1	0	1	2	
11	Kyle Edwards	34:21	6-10	6-8	0-0	1	4	5	2	2	18	1	3	1	0	1
12	Tramon Mark	13:43	3-6	0-0	2-2	0	2	2	1	1	8	1	0	0	0	
33	J'wan Roberts	19:14	1-5	0-2	3-4	3	3	6	0	0	5	2	1	0	1	
1	Jamal Sheard	21:00	3-7	0-1	2-4	1	1	3	3	6	8	5	2	1	0	
2	Jason Chrest	12:34	1-1	0-0	1-1	3	3	2	2	0	0	0	0	0	-4	
Team						3	0									
Totals		23:54	9-23	8-15	10	26	36	18	19	63	10	12	7	2	2	

Shooting By Period

1st FG% 16-28 57.1%

2nd FG% 7-15 46.7%

3rd FG% 1-3 33.3%

FT% 7-21 33.3%

2nd FT% 0-0 0.0%

FT% 11-12 91.7%

GM FG% 23-49 46.9%

3PT% 7-24 29.2%


FT% 12-15 80.0%

Dead Ball Rebounds: 2

Technical Fouls: NONE

	WS	HOU	Points from	WS	HOU	Period by Period Scoring			
<b>Biggest lead</b>	20 (1 <sup>st</sup> 12:13)	0 (1 <sup>st</sup> 20:00)	<b>Turnovers</b>	11	8		<b>1st</b>	<b>2nd</b>	<b>TOT</b>
<b>Best Scoring Run</b>	13 (1 <sup>st</sup> 15:40)	10 (2 <sup>nd</sup> 16:05)	<b>Paint</b>	26	26	<b>WS</b>	40	25	65
<b>Lead Changes</b>			<b>Second Chance</b>	2	6				
<b>Times Tied</b>	0		<b>Fast Breaks</b>	5	7				
<b>Time with Lead</b>	38:36	00:00	<b>Bench</b>	6	23	<b>HOU</b>	20	43	63

**GAME 6: WISCONSIN 61, SAINT MARY'S 55**  
Nov. 24, 2021 • Maui Invitational • Michelob Ultra Arena



Official Basketball Score - Final

**Wisconsin at Saint Mary's (CA)**  
11/24/21 Michele Ultra Area, Las Vegas  
2021-22 Men's Basketball

Game Date: 2/20/21  
Game Duration: 1:53  
Attendance: 2,901

Officials: Jeff Anderson, Randy McCal, Pat Driscoll

Wisconsin - 61

Record: 5-1

NO. Name	Min	FG M-A	3P M-A	FT M-A	Rebounds OR DR TOT	Fouls PF FF	TP	AS	TO	ST	Blocks BS BA	+/-							
5 Tyler Wahl	F 36:02	6-9	0-0	6-6	1 4 5	4 5	18	0	1	1	4	0	1	1	0	31.0%			
22 Steven Cron	F 27:09	2-7	2-1	0-0	2 4 7	3 1 4	1	4	1	0	0	0	0	16	3PT% 0-3 0.0%				
1 Johnny Davis	G 32:24	7-17	1-1	5-5	2 3 5	7 1 6	20	1	3	1	0	1	0	1	0	FT% 7-8 87.5%			
23 Chucky Hepburn	G 30:58	2-5	0-1	2-2	0 3 3	2 2 2	6	1	0	1	0	1	0	-4	2nd FG% 12-27 44.4%				
34 Brad Davison	G 35:22	1-10	1-7	1-2	1 2 3	3 5 4	0	1	0	0	0	2	5	0	3PT% 3-9 33.3%				
30 Chris Vogt	G 05:51	0-1	0-0	0-0	2 0 2	0 0 0	0	1	0	0	0	0	-2	FT% 9-10 90.0%					
11 Lorne Bowman II	T 11:03	2-5	1-2	0-0	0 0 1	0 0 0	1	0	0	0	1	0	11	GM FG% 21-56 37.5%					
14 Carlos Gilmore	T 11:20	1-1	0-0	2-2	1 0 2	1 0 1	4	0	0	0	0	0	5	3PT% 3-12 25.0%					
20 Ben Carlson	G 09:51	0-1	0-0	0-1	1 3 4	1 1 0	0	0	1	0	0	0	-4	FT% 16-18 88.9%					
Team					1 1 2	0 0							Dead Ball Rebounds: 1-0						
Totals		21-56	3-12	16-18	12 22 34	19 21 61	4	8	3	4	5	6	1						

Technical Fouls: NONE

Saint Mary's (CA) - 55

Record: 6-1


NO. Name	Min	FG M-A	3P M-A	FT M-A	Rebounds OR DR TOT	Fouls PF FF	TP	AS	TO	ST	Blocks BS BA	+/-						
11 Matthias Tass	F 25:11	3-10	0-0	2-2	2 5 7	2 6 8	1	1	1	1	0	1	5	0	31.0%			
14 Kyle Bowen	F 25:02	1-5	1-5	0-0	1 4 5	4 3 0	1	0	1	0	1	0	-3	3PT% 3-9 33.3%				
0 Logan Johnson	G 34:36	6-12	0-1	0-0	2 3 5	4 1 12	1	3	1	0	1	0	-9	FT% 2-2 100%				
12 Timothy Kuhse	G 29:54	3-5	0-1	2-4	1 4 5	4 8 3	5	1	0	0	1	0	1	2nd FG% 8-25 32.0%				
44 Alex Ducas	G 38:03	4-9	2-5	3-4	2 3 2	2 13 1	0	0	0	1	0	5	0	3PT% 1-6 16.7%				
10 Mitchell Saxen	G 03:17	0-1	0-0	0-0	0 0 0	0 0 0	0	0	0	2	0	0	-3	FT% 7-10 70%				
42 Dan Fotu	T 26:30	4-5	1-1	2-2	0 3 3	3 11 0	0	4	0	1	1	1	11	GM FG% 21-50 42.0%				
3 Augustus Marciulonis	T 15:02	0-2	0-1	0-0	0 0 0	1 3 0	2	1	0	1	0	0	-3	3PT% 4-15 26.7%				
5 Jabe Mullins	G 02:25	0-1	0-1	0-0	0 1 1	0 0 0	0	0	0	0	0	0	-2	FT% 9-12 75.0%				
Team					2 2 4	0 1							Dead Ball Rebounds: 1-0					
Totals		21-50	4-15	9-12	9 24 33	21 19 55	9	16	3	5	4	-6						

Technical Fouls: NONE

	WIS	STM	Points from	WIS	STM	Period by Period Scoring			
Biggest lead	6 (2 <sup>nd</sup> 0:27)	10 (2 <sup>nd</sup> 15:58)	Turnovers	13	7		1st	2nd	TOT
Best Scoring Run	7 (2 <sup>nd</sup> 4:42)	10 (2 <sup>nd</sup> 15:58)	Paint	26	34				
Lead Changes	3		Second Chance	9	10	WIS	25	36	61
Times Tied	6		Fast Breaks	0	2				
Time with Lead	05:30	29:59	Bench	9	11	STM	31	24	55

**NOTES:** Wisconsin claimed its first-ever Maui Invitational championship...UW became the 6th Big Ten school to win the Maui Invite and first since Illinois in 2012... UW erased a 10-point second half deficit (37-27, 15:58 2H), its largest second-half comeback since beating NC State in 2018 after trailing by 12 with 19:01 left... tournament MVP **Johnny Davis** scored 71 points in 3 tourney games (23.7 ppg), breaking Wisconsin's Maui tournament record of 48 set by Trevon Hughes (2009) and Ethan Happ (2016)...**Tyler Wahl** joined Davis on the all-tournament team.

**GAME 7: #23 WISCONSIN 70, GEORGIA TECH 66**  
Dec. 1, 2021 • Atlanta • McCamish Pavilion



Wisconsin Basketball @ Georgia Tech

1201/21 McCamish Pavilion, Atlanta

2021 Wisconsin Men's Basketball

Game Time: 9:15 PM

Game Date: Tuesday, 2/14/2020

Attendance: 6,302

Wisconsin - 70

Record: 6-31

NO.	NAME		FG	3P	FT	Rebounds	Fouls	TP	AS	TS	ST	Blocks	+/-
			Min	M-A	M-A	OR	DR	PF	FF	BS	BA		
5	Tyler Wahl	F	33:08	4-8	0-0	1-3	0 3 3	2	2	9	1 0 1	2 1 2	
22	Steven Crowl	F	27:37	2-7	0-0	1-2	1 3 4	4 3 5	5	0	1 1 1	1 0 1	
1	Johnny Davis	G	36:57	4-9	2-4	5-8	2 4 6	2 5 15	5	4	1 1 1	0 0 -11	
23	Chucky Hepburn	G	32:14	1-6	1-5	4-4	0 1 1	2 3 7	3	2	1 1 1	1 1 5	
34	Brad Davidson	G	36:57	9-16	5-9	4-5	0 1 1	2 5 27	3	1	0 0 1	0 1 10	
33	Chris Vogt	PT	12:05	0-2	0-0	0-0	3 4 7	4 1 0	5	0	1 0 0	0 0 0	-15
11	Lorne Bowman II	F	07:46	2-3	1-2	0-0	0 2 2	1 0 5	0	0	0 0 0	0 0 -1	
4	Carter Gilmore	F	05:47	0-0	0-0	0-0	0 1 1	1 0 0	0	0	0 0 0	0 0 8	
10	Jahobbi Neath	GM	06:06	1-3	0-1	0-0	0 0 0	0 1 2	0	0	0 0 0	0 0 0	
20	Ben Carlson	F	01:23	0-0	0-0	0-0	0 0 0	0 0 0	0	0	0 0 0	0 0 -6	
Team						2	1 3		0	0	0	0	
Totals			23:54	9-24	15-22	8	28 28	18 20	70	13	8	4	5 3 4

Shooting By Period

1 <sup>st</sup> FG	9-26	34.6%
3PT	6-14	42.9%
FT	8-12	66.7%

2<sup>nd</sup> FG

14-28	50.0%	
3PT	3-10	30.0%
FT	7-10	70.0%

GM FG

23-54	42.6%	
3PT	9-24	37.5%
FT	15-22	68.2%

Dead Ball Rebounds: 4, 2

Georgia Tech - 66

Record: 5-2

NO.	NAME		FG	3P	FT	Rebounds	Fouls	TP	AS	TS	ST	Blocks	+/-
			Min	M-A	M-A	OR	DR	PF	FF	BS	BA		
4	Jordan Usher	F	28:57	2-7	1-4	0-0	0 2 2	4 1	5	0	2 0	0 1	-5
24	Khalid Moore	F	22:24	3-3	0-0	2-2	0 2 2	4 1	8	0	0 0	0 0	-15
12	Rhonda Howard	C	36:22	2-7	0-0	5-8	3 2 5	3 5 9	9	1	2 0	2 1	-1
0	Michael Devo	G	40:00	11-20	5-10	6-7	0 6 6	3 7 33	1	0	0 0	0 1	-4
1	Kyle Sturdivant	G	16:03	0-3	0-1	0-0	1 0 1	1 1 0	4	0	3 1	0 1	-4
2	Sasha Gibergeria	F	33:38	0-0	0-0	0-0	0 0 0	0 0 0	0	0	1 0	0 0	-3
5	Dalton Smith	F	26:18	4-10	0-1	1	3 8 11	3 2 9	9	0	1 1	1 0	-6
10	Devan "Drebo" Coleman	M	21:47	0-2	0-0	2-2	2 3 5	1 1 2	1	0	3 1	0 7	
13	Miles Kelly	F	04:31	0-1	0-1	0-0	0 2 2	1 0	0	0	0 0	0 0	11
Team						1	1 2		0	1			
Totals			22:53	6-16	16-20	10	26 36	18 66	7	10	5	3 5	-4

Shooting By Period

1 <sup>st</sup> FG	11-27	40.7%
3PT	6-10	60.0%
FT	3-4	75%

2<sup>nd</sup> FG

11-26	42.3%	
3PT	0-6	0.0%
FT	13-16	81.3%

GM FG

22-53	41.5%	
3PT	6-16	37.5%
FT	16-20	80.0%

Dead Ball Rebounds: 4, 0

Technical Fouls:

NONE

Technical Fouls:

NONE

	Wisc	GaTech	Points from		Wisc	GaTech	Period by Period Scoring		
Biggest lead	10 (2 <sup>nd</sup> 11:40)	6 (1 <sup>st</sup> 16:12)	Turnovers	11	5				
Best Scoring Run	7 (2 <sup>nd</sup> 11:40)	8 (1 <sup>st</sup> 16:12)	Paint	24	24	Wisc	1st	2nd	TOT
Lead Changes	7	1	Second Chance	11	10		32	38	70
Times Tied	7		Fast Breaks	5	10	GaTech	31	35	66
Time with Lead	23:43	11:17	Bench	7	11				

**NOTES:** Wisconsin improved to 12-11 all-time in the Big Ten/ACC Challenge, matching Minnesota and Purdue for the most wins among Big Ten teams...UW is now 4-2 in the B1G/ACC Challenge under head coach Greg Gard...with 27 points, **Brad Davison** matched Wisconsin's single-game scoring record for the B1G/ACC Challenge...**Johnny Davis** scored at least 15 points for the sixth time in six games.

**GAME 8: #23 WISCONSIN 89, MARQUETTE 76**  
Dec. 4, 2021 • Madison, Wis. • Kohl Center

	MARQ	UW	Points from	MARQ	UW	Period by Period Score			
Biggest lead	4 (1 <sup>st</sup> 3:00)	23 (2 <sup>nd</sup> 3:03)	Turnovers	13	12	MARQ	1st	2nd	3rd
Best Scoring Run	8 (2 <sup>nd</sup> 0:32)	8 (2 <sup>nd</sup> 10:22)	Paint	34	34		4th	5th	6th
Lead Changes	13		Second Chance	5	12	UW	31	45	78
Times Tied	6		Fast Breaks	8	9		34	55	88
Time with Lead	08:19	28:45	Bench	40	9				

**NOTES:** UW's 89 points is its most against Marquette in the history of the Kohl Center...UW's 55 points in the second half marked its most since 55 second-half points in an 85-78 win over Arizona in the 2015 NCAA West Regional final...**Johnny Davis** scored 20+ points for the 4th time in the last 5 games...**Steven Crowl** matched career high with 8 rebounds...**Chucky Hepburn** career-high 15 points and with career-high 6 assists...**Brad Davison** scored 20 for the second-straight game.

## GAME 9: #22 WISCONSIN 64, INDIANA 59

Dec. 8, 2021 • Madison, Wis. • Kohl Center



Official Basketball Box Score - Final  
Indiana at Wisconsin  
12/08/21 Kohl Center, Madison  
2021-22 Men's Basketball

Game Time: 6:00 PM  
Game Duration: 2:03  
Attendance: 16,013

Officials: D.J. Garstensen, Courtney Green, Rob Kunneman

Indiana - 59

Record: 7-2 (1-1)

NO.	Name	Min	FG	3P	FT	Rebounds	OR	TR	Fouls	PF	TP	AS	TO	ST	Blocks	BS	BA
12	Miller Kopp	F 28:37	3-6	1-1	0-0	0	1	2	0	7	0	1	0	0	1	0	0
23	Trayce Jackson-Davis	F 30:39	4-10	0-0	1-2	3	6	1	3	9	1	0	1	0	0	1	-11
25	Race Thompson	F 29:45	6-11	0-1	0-0	4	5	9	3	12	1	0	1	0	1	0	-13
0	Xavier Johnson	G 27:11	4-16	0-1	2-6	1	6	7	4	6	10	7	3	0	2	0	-1
45	Parker Stewart	G 26:03	3-7	3-5	0-0	1	3	4	4	0	9	1	0	1	0	1	-11
22	Jordan Geronimo	10:02	0-2	0-1	3-4	2	3	5	1	2	3	1	1	0	2	0	9
53	Tamar Bates	16:53	1-3	1-2	0-0	0	2	2	1	0	3	1	2	0	0	0	9
2	Michael Durr	09:21	2-3	0-0	0-0	0	1	1	0	0	4	0	1	0	0	0	9
1	Rob Phinisee	12:49	1-4	0-2	0-1	1	3	4	1	3	2	2	1	0	0	0	-4
3	Anthony Leal	08:40	0-0	0-0	0-0	0	0	0	2	0	0	0	0	0	1	0	-9
Team						2	3	5	0	0	0	0	0	0	0	0	0
Totals			24:62	5-13	6-13	14	30	44	19	15	59	14	9	2	4	6	-5

Technical Fouls: NONE

Wisconsin - 64

Record: 8-1 (1-0)

NO.	Name	Min	FG	3P	FT	Rebounds	Fouls	TP	AS	TO	ST	Blocks	BS	BA
5	Tyler Wahl	F 27:27	2-7	0-1	3-4	3	9	12	2	7	3	0	1	3
22	Steven Crowl	F 19:04	2-6	1-2	0-0	0	0	0	4	0	5	3	0	1
1	Johnny Davis	G 36:45	8-17	1-3	6-7	1	8	9	1	8	23	1	3	0
23	Chucky Heppburn	G 25:33	0-4	0-3	4-4	0	2	2	4	2	4	1	0	2
34	Brad Davison	G 33:55	3-12	2-7	0-0	0	4	4	1	2	8	3	1	1
14	Carter Gilmore	04:01	1-2	0-1	0-0	0	0	0	0	2	0	0	0	0
33	Chris Vogt	20:56	4-6	0-0	1-1	4	2	6	2	2	9	1	0	1
2	Jordan Davis	12:17	1-4	1-4	0-0	0	1	1	0	1	3	0	0	0
20	Ben Carlson	20:02	1-4	0-2	1-2	2	2	4	1	2	3	0	0	0
Team						1	2	3			0	0		
Totals			22-62	5-23	15-18	11	30	41	15	19	64	12	4	6

Technical Fouls: NONE

		IU	UW
Biggest lead	22 (1 <sup>st</sup> 1:17)	5 (1 <sup>st</sup> 17:38)	
Best Scoring Run	12 (1 <sup>st</sup> 8:44)	11 (2 <sup>nd</sup> 0:13)	
Lead Changes	2		
Times Tied	2		
Time with Lead	34:26	03:01	

**NOTES:** Wisconsin overcame a 22-pt deficit, trailing 42-20 in the 1H, matching the largest comeback in program history...the Badgers limited Indiana to just 17 2H points. IU shot just 22.6% FG in the 2H (0-5 3FG)...UW allowed 3pts the final 8:59 of the game, including 0 points the final 3:00...**Johnny Davis** led UW with 23 pts, his 5th game with at 20+ pts this season...Davis also grabbed 9 reb, matching his career high....**Tyler Wahl** grabbed a season-high 12 reb, plus 7 pts, 3 ast, 3 blk and 1 stl...**Chris Vogt** posted season highs with 9 pts and 6 reb...**Brad Davison** finished with 8 pts, 4 reb and 3 ast.

## GAME 10: #21 OHIO STATE 73, #22 WISCONSIN 55

Dec. 11, 2021 • Columbus, Ohio • Value City Arena



Official Basketball Box Score - Final  
Wisconsin at Ohio State  
12/11/21 Value City Arena, Columbus, Ohio  
Ohio State vs. Wisconsin

Game Time: 12:00 PM  
Game Duration: 1:52  
Attendance: 13,866

Officials: Rob Riley, Donnie Epley, Bill Ek

Wisconsin - 55

Record: 8-2 (1-1)

NO.	Name	Min	FG	3P	FT	Rebounds	Fouls	TP	AS	TO	ST	Blocks	BS	BA	+/		
5	Tyler Wahl	F 23:04	1-7	0-3	1-1	0	1	1	3	2	3	2	2	1	1	0	
22	Steven Crowl	F 22:38	0-3	0-2	0-0	1	1	2	3	0	0	0	3	0	0	0	
1	Johnny Davis	G 36:12	11-22	2-7	0-0	1	6	7	4	3	24	3	1	3	0	-19	
23	Chucky Heppburn	G 32:55	2-8	1-5	0-0	0	3	3	1	0	5	1	1	1	0	-13	
34	Brad Davison	G 27:40	4-12	3-6	2-2	0	5	5	3	2	13	0	1	0	1	-13	
20	Ben Carlson	13:36	0-3	0-2	1-2	0	2	2	1	2	1	0	0	0	0	-17	
33	Chris Vogt	17:22	3-6	0-0	1-3	0	2	2	4	3	7	0	0	0	1	3	
2	Jordan Davis	15:46	1-2	0-0	0-1	1	1	2	0	1	2	0	0	0	1	-7	
0	Jahcobi Neath	05:54	0-1	0-0	0-0	0	1	1	0	1	0	1	0	0	0	-2	
35	Markus Iler	02:53	0-1	0-1	0-0	0	0	0	0	0	0	0	0	0	0	3	
Team						2	1	3	0	0	0	0	0	0	0	0	
Totals			22:65	6-26	5-9	5	23	28	19	14	55	7	8	7	5	4	-18

Technical Fouls: NONE

Ohio State - 73

Record: 9-2 (2-0)

NO.	Name		Min	FG	M-A	3P	FT	Rebounds	Fouls	TP	AS	TO	ST	Blocks	BS	BA	+/	
10	Justin Ahrens	F	26:40	1-4	1-4	2-2	0	4	4	2	1	5	1	0	0	0	0	
23	Zed Key	F	22:45	5-7	0-0	1-3	1	8	9	1	5	11	2	0	0	1	14	
32	E.J. Liddell	F	30:56	11-16	1-3	5-7	4	5	9	1	7	28	4	2	1	2	20	
22	Malik Branham	G	13:54	0-2	0-0	0-0	0	2	2	1	0	0	0	4	0	0	5	
55	Jamari Wheeler	G	30:08	4-9	1-4	0-0	0	5	5	1	2	9	5	2	1	0	11	
0	Meechie Johnson Jr.		19:01	3-8	2-3	0-0	0	2	2	0	0	8	2	1	1	1	5	
25	Kyle Young		23:18	2-6	0-2	1-1	1	13	14	1	3	5	0	1	1	0	9	
50	Joey Brunk		02:21	0-0	0-0	0-0	0	0	0	0	0	0	0	0	0	0	-3	
2	Cedric Russell		18:52	3-6	1-3	0-0	0	1	1	2	0	7	1	4	0	0	1	
3	Eugene Brown III		10:45	0-0	0-0	0-0	0	1	0	1	4	1	0	0	0	0	1	
1	Jimmy Sotos		00:40	0-0	0-0	0-0	0	0	0	0	0	0	0	0	0	0	-4	
42	Harrison Hooklin		00:40	0-0	0-0	0-0	0	0	0	1	0	0	0	0	0	0	-4	
Team							1	1	2	0	0	0	0	0	0	0	0	
Totals				29:58	6-19	9-13	8	41	49	14	19	73	15	14	4	4	5	18

Technical Fouls: NONE

		WIS	OSU
Biggest lead	8 (1 <sup>st</sup> 11:47)	23 (2 <sup>nd</sup> 0:40)	
Best Scoring Run	8 (1 <sup>st</sup> 15:32)	12 (1 <sup>st</sup> 6:37)	
Lead Changes	2		
Times Tied	2		
Time with Lead	07:06	30:19	

## GAME 11: WISCONSIN 71, NICHOLLS 68

Dec. 15, 2021 • Madison, Wis. • Kohl Center



Official Basketball Box Score - Final  
Nicholls St. at Wisconsin  
12/15/21 Kohl Center, Madison, WI  
2021-22 Men's Basketball

Game Time: 7:01 PM  
Game Duration: 2:06  
Attendance: 15,752

Officials: Steve Munkins, Donnie Epley, Brooks Wells

Nicholls St. - 68

Record: 7-4

NO.	Name	Min	FG	3P	FT	Rebounds	Fouls	TP	AS	TO	ST	Blocks	BS	BA			
			M	M	M	OR	DR	TOT						+/			
1	Emmanuel Little	F 23:29	1-3	0-1	0-0	1	2	3	4	2	2	0	1	0	2	0	-4
35	Ryghie Lyons	C 19:40	2-7	0-1	0-0	1	1	2	5	0	4	2	1	0	3	1	2
0	Ty Gordon	G 29:42	10-25	4-11	2-2	0	2	2	4	2	26	2	1	0	0	1	-5
5	Pierce Spencer	G 33:55	1-3	1-2	0-0	2	5	7	3	0	3	0	1	0	0	0	0
14	Devante Carter	G 32:30	7-12	0-2	1-4	0	4	4	3	6	15	2	1	1	0	0	2
13	Mekhi Collins	07:54	1-1	0-0	0-0	0	0	0	3	0	2	0	0	0	0	0	1
22	Manny Little	28:29	3-4	0-1	0-2	5	10	15	2	3	6	1	5	1	0	0	-2
11	Latrell Jones	12:24	2-2	0-0	0-0	1	1	2	0	0	4	0	1	1	0	0	-5
4	Caleb Huffman	11:57	3-5	0-1	0-0	0	1	1	0	1	6	0	1	0	0	0	-4
Team						0	0	0	0	0	0	0	0	0	0	0	0
Totals			30:62	5-19	3-8	10	26	36	24	14	68	7	12	3	5	2	-3

Technical Fouls: NONE

Wisconsin - 71

Record: 9-2

NO.	Name	Min	FG M-A	3P M-A	FT M-A	Rebounds OR TR TOT	Fouls PF FO	TP	AS	TO	ST	Blocks BS BA	+/				
5	Tyler Wahl	F 31:25	4-8	0-2	4-6	0	4	4	2	4	12	2	3	1	0	0	
22	Steven Crowl	F 14:15	2-6	0-2	1-2	0	3	4	0	2	5	1	1	1	0	0	
0	Jahcobi Neath	G 26:44	3-6	1-1	2-2	2	5	7	3	1	9	2	0	1	1	6	
23	Chucky Heppburn	G 32:17	3-8	0-3	3-4	0	0	0	1	4	9	1	2	2	0	-8	
34	Brad Davison	G 35:12	4-9	5-6	0	1	1	5	4	19	2	1	1	0	0	5	
11	Lorne Bowman II	13:37	1-2	1-2	1-3	0	3	3	0	2	4	0	1	0	0	0	
20	Ben Carlson	09:30	2-5	0-1	0-0	2	2	4	0	1	4	0	0	0	0	1	
33	Chris Vogt	25:25	4-7	0-0	1-3	4	3	7	2	5	9	1	0	1	0	1	
2	Jordan Davis	07:19	0-1	0-1	0-0	1	1	2	0	0	0	1	0	0	0	-1	
4	Charles Gilmore	04:10	0-0	0-0	0-1	0	0	0	1	1	0	0	0	0	0	-6	
Team						0	1	0	0	0	0						
Totals			24-55	6-21	17-27	10	23	33	14	24	71	10	8	6	2	5	3



### GAME 13: #23 WISCONSIN 74, #3 PURDUE 69

Jan. 3, 2022 • West Lafayette, Ind. • Mackey Arena



Official Basketball Box Score - Final  
**Wisconsin at Purdue**  
 01/03/22 Mackey Arena, West Lafayette  
 2021-22 Men's Basketball

Game Time: 7:00 PM  
 Game Duration: 2:26  
 Attendance: 14,804

Officials: Larry Scroto, Don Daly, Donnie Epley

Wisconsin - 74												
Record: 11-2 (2-1)												
NO. Name	Min	FG	3P	FT	Rebounds	Fouls	TP	AS	TO	ST	Blocks	+/-
		M-A	M-A	M-A	OR DR TOT	PF					BS BA	
5 Tyler Wahl	F 21:12	3-4	0-1	0-0	1 3 4	5 0	6	1	1	0	0	3
22 Steven Crowl	F 23:11	2-6	0-3	0-0	0 1 1	2 5	2	4	1	0	0	-7
1 Johnny Davis	G 37:52	13-24	5-9	9-12	1 13 14	2 8	37	3	3	2	2	0
23 Chucky Heppburn	G 32:50	2-7	1-4	0-0	0 1 1	1 1	0	5	3	1	0	0
34 Brad Davison	G 38:09	5-11	3-6	2-2	0 3 3	1 3	15	3	0	0	0	2
2 Jordan Davis	04:44	0-1	0-1	0-0	0 2 2	1 0	0	0	0	1	0	2
33 Chris Vogt	12:57	2-3	0-0	2-3	0 3 3	5 3	6	0	1	0	0	15
14 Carter Gilmore	18:48	0-3	0-3	0-0	2 0 2	1 0	0	1	1	0	0	2
0 Jahcobi Neath	02:08	0-1	0-1	1-2	0 1 1	1 1	1	0	0	0	0	0
11 Lorne Bowman II	05:03	0-0	0-0	0-0	0 0 0	0 0	0	1	0	0	0	5
20 Ben Carlson	03:06	0-0	0-0	0-0	0 0 0	0 0	0	0	0	0	0	-5
Team					1 1 2			0	0			
Totals		27-60	6-24	14-19	9 25 34	22 17	74	13	7	5	2	0

Technical Fouls: NONE

Purdue - 69												
Record: 12-2 (1-2)												
NO. Name	Min	FG	3P	FT	Rebounds	Fouls	TP	AS	TO	ST	Blocks	+/-
		M-A	M-A	M-A	OR DR TOT	PF					BS BA	
0 Mason Gillis	F 22:53	3-4	3-4	0-0	1 3 4	1 1	9	0	2	0	0	-1
50 Trevion Williams	F 19:50	3-8	1-1	2-4	3 2 5	3 3	9	2	0	0	1	-2
11 Isaiah Thompson	G 20:29	0-2	0-2	0-0	1 2 3	1 0	0	2	1	0	0	-14
23 Jaden Ivory	G 27:34	3-9	2-5	6-8	0 3 3	3 3	14	3	2	0	0	2
55 Sasha Stefanovic	G 37:14	2-8	1-5	3-4	0 2 2	2 3	8	3	1	0	0	1
2 Eric Hunter Jr.	19:31	1-4	0-1	0-0	1 1 1	0 1	2	2	2	0	0	-19
15 Zach Eddy	20:11	10-17	0-0	4-8	5 5 10	3 8	24	2	4	0	0	-1
3 Caleb Furst	06:18	0-0	0-0	0-0	0 0 0	0 0	0	0	0	0	0	-6
25 Ethan Morton	19:57	1-2	1-1	0-0	0 6 6	4 1	3	4	0	2	0	-11
5 Brandon Newman	06:03	0-2	0-1	0-0	0 0 0	0 1	0	1	0	0	1	-2
Team					3 3 6			0				
Totals		23-56	8-20	15-24	13 27 40	17 22	69	19	12	2	0	2

Technical Fouls: NONE

WIS		PUR	
Biggest lead	7 (1 <sup>st</sup> 2:07)	7 (2 <sup>nd</sup> 11:12)	
Best Scoring Run	7 (1 <sup>st</sup> 11:00)	8 (2 <sup>nd</sup> 13:53)	
Lead Changes	17		
Times Tied	6		
Time with Lead	20:49	15:19	

**NOTES:** Wisconsin won at Mackey Arena for the 1st time since 2014 and just the 5th time in school history...the win marked UW's first-ever over a ranked Purdue team at Mackey Arena...UW tallied its 9th win over a top-10 foe under Greg Gard (including 4 such road wins)...**Johnny Davis** scored a career-high 37 points, the most by a Badger since Frank Kaminsky's school record 43 points on 11/19/13...it was the 3rd-highest road total by a Badger in school history, trailing Michael Finley (42pts, 1994) and Jordan Taylor (39, 2011)...per STATS, Davis is the first player to lead his team in pts, reb, ast, blk & stl in a road win over an AP top 5 team since Wake Forest's Tim Duncan did so in a win at No. 5 Maryland on Feb. 1, 1997.

### GAME 15: #23 WISCONSIN 70, MARYLAND 69

Jan. 9, 2022 • College Park, Md. • XFINITY Center



Official Basketball Box Score - Final  
**Wisconsin at Maryland**  
 01/09/22 XFINITY Center, College Park  
 2021-22 Men's Basketball

Game Time: 7:30 PM  
 Game Duration: 2:09  
 Attendance: 10,864

Officials: Rob Riley, Terry Oglesby, Steve McJunkins

Wisconsin - 70												
Record: 13-2 (4-1)												
NO. Name	Min	FG	3P	FT	Rebounds	Fouls	TP	AS	TO	ST	Blocks	+/-
		M-A	M-A	M-A	OR DR TOT	PF					BS BA	
5 Tyler Wahl	F 29:33	8-12	0-1	5-5	1 4 5	4 3	21	2	0	0	1	0
22 Steven Crowl	F 22:20	3-4	1-1	2-2	2 6 8	3 3	9	0	0	0	0	10
1 Johnny Davis	G 37:10	7-19	1-7	4-5	0 7 7	1 7	19	1	3	1	0	-5
23 Chucky Heppburn	G 32:13	1-5	1-3	0-0	0 3 3	0 3	3	2	1	1	0	-9
34 Brad Davison	G 38:09	3-10	1-7	4-6	1 2 3	1 5	11	2	1	1	0	-4
33 Chris Vogt	17:12	1-2	0-0	0-0	0 1 1	3 1	2	2	0	0	3	-7
11 Lorne Bowman II	07:47	0-1	0-0	0-0	0 1 1	1 0	0	2	1	1	0	10
14 Carter Gilmore	08:42	1-2	0-0	0-0	0 0 0	2 0	2	0	1	0	0	-13
2 Jordan Davis	04:51	1-1	1-1	0-0	0 0 0	1 3	0	1	1	0	0	3
20 Ben Carlson	02:13	0-0	0-0	0-0	0 0 0	0 0	0	0	0	0	0	-6
Team					1 0 1			0	1			
Totals		25-56	5-20	15-18	5 24 29	19 19	70	11	8	4	5	3

Technical Fouls: NONE

Maryland - 69												
Record: 8-7 (0-4)												
NO. Name	Min	FG	3P	FT	Rebounds	Fouls	TP	AS	TO	ST	Blocks	+/-
		M-A	M-A	M-A	OR DR TOT	PF					BS BA	
24 Dontia Scott	F 31:00	4-8	1-4	1-1	0 6 6	2 2	10	0	2	0	0	-8
3 Qudus Wahab	C 19:04	1-5	0-0	2-2	0 4 4	0 4	4	1	1	0	1	8
4 Fatts Russell	G 24:47	5-10	0-0	3-4	0 2 2	4 3	13	6	1	2	0	1
5 Eric Ayala	G 30:07	6-16	4-8	3-3	1 4 5	4 2	19	1	1	0	0	-14
13 Hakim Hart	G 31:27	4-6	0-2	3-4	0 1 1	1 12	2	1	1	0	0	0
15 Simon Wright	03:19	0-0	0-0	0-0	0 1 1	3 1	0	0	0	0	0	3
10 Julian Reese	23:55	1-3	0-1	0-1	0 4 4	2 4	2	0	1	0	2	-7
11 Xavier Green	26:58	4-5	2-2	0-0	1 3 4	3 1	10	0	1	2	0	4
22 Ian Martinez	09:13	0-2	0-0	0-0	0 2 2	0 0	0	0	1	0	0	0
Team					3 4 4			0	2			
Totals		25-55	7-17	12-15	5 28 33	19 19	69	10	12	4	3	5

Technical Fouls: NONE

WIS		UMD	
Biggest lead	21 (1 <sup>st</sup> 8:21)	3 (2 <sup>nd</sup> 1:56)	
Best Scoring Run	10 (1 <sup>st</sup> 10:02)	15 (1 <sup>st</sup> 3:16)	
Lead Changes	6		
Times Tied	5		
Time with Lead	31:20	05:09	

**NOTES:** Wisconsin improved to 13-2, its best start since opening the 2016-17 season with a 13-2 record...UW improved to 4-1 in Big Ten play for the second straight season...**Tyler Wahl** scored a career-high 21 points (8-12 FG, 5-5 FT)...**Johnny Davis** scored 19 points, becoming the 2nd Badger in the last 20 seasons to score 15+ points in 13 straight games, and the first since Devin Harris in 2003-04...**Brad Davison** started his 139th game, matching Ethan Happ for the 2nd-most in school history.

### GAME 14: #23 WISCONSIN 87, IOWA 78

Jan. 6, 2022 • Madison, Wis. • Kohl Center



Official Basketball Box Score - Final  
**Iowa at Wisconsin**  
 01/06/22 Kohl Center, Madison  
 2021-22 Men's Basketball

Game Time: 8:07 PM  
 Game Duration: 2:0  
 Attendance: 15,21

Officials: Kelly Pfeiffer, Don Daly, Brian Dorsey

Iowa - 78												
Record: 11-4 (1-3)												
NO. Name	Min	FG	3P	FT	Rebounds	Fouls	TP	AS	TO	ST	Blocks	+/-
		M-A	M-A	M-A	OR DR TOT	PF					BS BA	
0 Filip Rebraca	F 11:36	1-2	0-0	0-0	1 1 2	0 0	2	0	0	0	0	-11
15 Keegan Murray	F 35:17	10-16	2-4	5-9	1 4 5	7 0	27	0	0	1	3	1
22 Patrick McCaffery	F 26:28	4-10	0-2	2-3	1 6 7	4 3	10	3	0	0	1	0
2 Joe Toussaint	G 17:55	3-5	0-1	0-0	0 0 0	1 1	6	4	2	0	0	-13
3 Jordan Bohannon	G 29:10	3-6	3-6	3-6	0 1 1	2 3	12	3	0	0	0	-3
24 Kris Murray	20:41	5-10	2-5	0-0	0 3 3	3 2	12	2	1	2	0	7
4 Ahron Ellis	14:44	1-2	0-0	0-0	0 3 3	0 2	2	1	0	0	0	-8
11 Tony Perkins	10:58	0-4	0-1	0-0	1 0 1	2 1	0	1	0	0	0	-9
30 Connor McCaffery	14:59	0-0	0-0	0-0	1 0 1	5 0	0	2	1	0	0	2
20 Payton Sandfort	06:52	0-2	0-1	0-0	1 0 1	1 0	0	2	1	0	0	-3
23 Josh Ogundele	04:20	1-2	0-0	1-1	1 0 1	1 1	3	0	0	0	1	0
44 Riley Mulvey	05:58	1-1	0-0	0-0	0 1 1	1 0	2	0	0	0	0	2
13 Austin Ash	01:02	1-1	0-0	0-0	0 0 0	0 0	0	2	0	0	0	7
Team					0 1 1			0	0			
Totals		30-61	7-20	11-19	6 20 26	22 20	78	19	8	4	7	1

Technical Fouls: NONE

Wisconsin - 87		Record: 12-2 (3-1)															
NO.	Name	Min	FG	3P	FT	Rebounds	Fouls	TP	AS	TO	ST	Blocks	+/-	Shooting By Period			
			M-A	M-A	M-A	OR	DR	TOT	PF	FF		BS	BA				
5	Tyler Wahl	F 31:54	6-7	0-0	4-8	3	6	9	2	7	16	2	1	2	1	15	
22	Steven Crowl	F 23:51	6-8	0-0	0-0	1	2	3	2	0	12	3	0	1	0	0	24
1	Johnny Davis	G 34:33	10-18	3-7	3-5	1	8	9	3	5	26	5	2	0	0	0	21
23	Chucky Heppburn	G 30:56	3-9	1-4	4-4	0	2	2	2	2	11	0	2	0	1	0	21
34	Brad Davison	G 31:51	6-11	1-3	5-5	3	4	7	1	4	18	2	1	1	0	2	17
14	Carter Gilmore	07:04	1-2	0-1	0-0	0	0	0	3	0	2	0	0	0	0	0	1
33	Chris Vogt	12:07	0-3	0-0	0-0	2	2	4	3	3	0	1	0	0	0	0	-10
11	Lorne Bowman II	09:13	0-3	0-1	0-0	0	0	0	2	0	0	0	1	0	0	0	-8
0	Jahcobi North	13:40	1-3	0-1	0-1	1	3	4	1	1	2	1	1	0	0	0	-2
2	Danion Davis	01:02	0-0	0-0	0-0	0	0	0	0	0	0	0	0	0	0	0	-7
4	Carter Higginbottom	01:02	0-1	0-0	0-0	0	0	0	0	0	0	0	0	0	0	1	-8
20	Ben Carlson	01:02	0-1	0-0	0-0	0	0	0	0	0	0	0	0	0	1	-7	
35	Markus Iver	01:02	0-0	0-0	0-0	0	0	0	1	0	0	0	1	0	0	0	-8
10	Isaac Lindsey	00:43	0-0	0-0	0-0	0	0	0	0	0	0	0	0	0	0	0	-4
Team						4	1	5	0	0	1						
Totals			33:66	5-17	16-23	15	28	43	20	22	87	15	8	6	1	7	9



## GAME 17: #8 WISCONSIN 82, NORTHWESTERN 76

Jan. 18, 2022 • Evanston, Ill. • Welsh-Ryan Arena



Official Basketball Box Score - Final  
Wisconsin at Northwestern  
01/18/22 Welsh-Ryan Arena, Evanston  
2021-22 Men's Basketball

Game Time: 8:00 PM  
Game Duration: 1:58  
Attendance: 5,551

Officials: Courtney Green, Rob Riley, Steve Muckinluk

Wisconsin - 82

Record: 15-2 (6-1)

NO. Name	Min	FG	3P	FT	Rebounds	Fouls	TP	AS	TO	ST	Blocks	BS	BA	+/
5 Tyler Wahl	F 32:03	5-12	1-1	3-6	1 10 11	3 4	14	4	2	1	0	2	10	
22 Steven Crowl	F 22:40	3-4	0-1	4-4	1 2 3	3 2	10	2	4	0	0	0	10	
1 Johnny Davis	G 37:56	8-15	4-5	7-10	1 7 8	0 5	27	2	3	3	0	1	5	
23 Chucky Hepburn	G 34:45	6-10	2-3	0-3	1 0 1	1 3	14	1	0	0	0	0	8	
34 Brad Davison	G 37:47	4-8	2-6	3-3	0 4 4	1 3	13	4	1	0	0	0	10	
11 Lorne Bowman II	05:52	0-1	0-1	0-0	0 1 1	2 0	0	1	0	0	0	0	-4	
33 Chris Vogt	17:06	2-4	0-0	0 0	3 1 4	3 4	0	1	0	2	1	0	-5	
20 Ben Carlson	01:21	0-0	0-0	0 0	0 0 0	0 0	0	0	0	0	0	0	-4	
0 Jahcobi Neath	02:04	0-0	0-0	0 0	0 0 0	0 0	0	0	0	0	0	0	1	
14 Carter Gilmore	06:50	0-0	0-0	0 0	2 2 0	0 0	0	3	0	0	0	0	1	
2 Jordan Davis	01:36	0-0	0-0	0 0	0 1 1	0 0	0	0	0	0	0	0	-2	
Team					0 1 1			0						
Totals	28:54	9-17	17-26	7 29	36 13 18	82	17	11	4	2	4	6		

Technical Fouls: NONE

Northwestern - 76

Record: 9-7 (2-5)

NO. Name	Min	FG	3P	FT	Rebounds	Fouls	TP	AS	TO	ST	Blocks	BS	BA	+/	
			MA	MA	OR	DR	TOT								
22 Pette Nance	F 30:56	5-10	0-3	0-0	1	5	6	0	1	10	5	1	0	0	0
31 Robbie Nance	F 20:47	1-3	0-1	0-1	4	5	3	0	0	2	0	1	2	0	-12
0 Boo Bue	G 33:27	7-17	3-8	2-3	0	2	2	2	5	19	5	2	0	0	-4
1 Chase Audge	G 30:25	10-17	3-4	0-0	2	2	4	0	4	23	3	2	3	0	-7
3 Ty Berry	G 10:59	0-4	0-2	0-0	0	0	0	2	1	0	0	0	0	0	-3
5 Julian Roper II	27:11	3-6	1-1	0-0	3	2	5	2	0	7	1	1	1	0	-4
15 Ryan Young	26:56	6-11	0-0	1-5	3	3	6	0	5	13	2	1	0	1	-1
2 Ryan Greer	16:35	1-1	0-0	0	3	3	0	0	1	2	2	1	1	0	0
14 Casey Simmons	01:23	0-2	0-1	0-0	0	0	0	3	0	0	0	0	0	0	1
34 Matthew Nicholson	01:21	0-0	0-0	0-0	0	0	0	2	0	0	0	0	0	0	-3
Team					2	2	4			0	0				
Totals	33:71	7-20	3-8	12	23	35	18	13	76	19	8	6	4	2	-6

Technical Fouls: NONE

	UW	NU
Biggest lead	10 (2 <sup>nd</sup> 18:26)	5 (1 <sup>st</sup> 17:18)
Best Scoring Run	5 (1 <sup>st</sup> 10:53)	7 (1 <sup>st</sup> 17:18)
Lead Changes	4	
Times Tied	5	
Time with Lead	28:46	06:49

Points from	UW	NU
Turnovers	8	6
Paint	32	36
Second Chance	11	12
Fast Breaks	5	0
Bench	4	22

Period by Period Scoring	1st	2nd	TOT
UW	41	41	82
NU	35	41	76

## GAME 18: #14 MICHIGAN STATE 86, #8 WISCONSIN 74

Jan. 21, 2022 • Madison, Wis. • Kohl Center



Official Basketball Box Score - Final  
Michigan St. at Wisconsin  
01/21/22 Kohl Center, Madison  
2021-22 Men's Basketball

Game Time: 8:00 PM  
Game Duration: 2:08  
Attendance: 17,287

Officials: D.J. Carstensen, Donnie Eppley, Lewis Garrison

Michigan St. - 86

Record: 15-3 (6-1)

NO.	Name	Min	FG	3P	FT	Rebounds		Fouls	TP	AS	TO	ST	Blocks	BS	BA	Shooting By Period		
						OR	DR									1st FG%	2nd FG%	
10	Joey Hauser	F 24:18	1-5	1-3	4-6	1	10	11	2	3	7	2	2	0	0	0	6	1st FG% 17-29 58.6%
30	Marcus Bingham Jr.	F 12:50	3-6	1-1	2-3	1	4	5	3	3	9	0	1	0	0	0	2	3PT% 4-7 57.1%
44	Gabe Brown	F 25:58	1-7	0-3	1-1	2	2	4	1	0	3	0	2	0	1	0	17	FT% 4-5 80.0%
2	Tyson Walker	G 19:29	4-7	0-1	4-4	0	0	0	1	12	12	3	2	0	0	0	-1	2nd FG% 12-26 46.2%
5	Max Christie	G 33:39	5-7	2-2	0-0	2	1	3	1	0	12	0	0	0	0	0	7	3PT% 2-5 40.0%
34	Julius Marble	13:11	3-4	0-0	0-0	0	1	1	5	1	6	0	2	0	0	0	5	FT% 18-23 78.3%
11	A.J. Hoggard	25:25	2-4	0-0	8-10	4	4	4	3	6	12	8	1	1	1	0	7	GMFG% 29-55 52.7%
25	Malik Hall	25:03	7-11	0-0	0-0	4	4	8	2	1	14	2	2	1	2	1	15	3PT% 6-12 50.0%
3	Jaden Atkins	12:29	3-4	2-2	2-2	0	2	2	0	1	10	0	0	0	0	0	6	FT% 22-28 78.6%
22	Mady Sissoko	04:38	0-0	0-0	1-2	1	0	1	1	1	1	0	0	0	0	0	-4	Dead Ball Rebounds: 6
Team						0	0	0			0	0						
Totals			29:55	6-12	22-28	11	28	39	19	18	86	14	13	4	4	1	12	

Technical Fouls: NONE

Wisconsin - 74

Record: 15-3 (6-2)

NO.	Name	Min	FG		3P	FTA		Rebounds		Fouls		TP	AS	TO	ST	Blocks		BS	BA	+/-
			M	A	M	A	OR	DR	OT	FT	PF					SL	BS			
20	Ben Carlson	F 22:48	2-6	1-3	1-1	1	1	2	2	1	6	0	1	2	1	0	0	0	-8	
22	Steven Crowl	F 30:42	4-8	1-3	0-0	2	2	4	2	6	9	1	1	0	0	0	0	-6		
1	Johnny Davis	G 37:46	8-20	2-4	7-8	2	3	5	3	7	25	4	3	1	1	3	1	-8		
23	Chucky Hepburn	G 31:12	2-6	1-3	0-0	2	2	3	3	2	5	3	2	2	1	0	-8			
34	Brad Davison	G 35:50	8-12	6-10	0-0	0	2	2	3	1	22	3	2	1	0	0	-12			
33	Chris Vogt	08:19	0-0	0-0	0-0	0	1	1	3	1	0	2	0	0	0	0	-3			
14	Carter Gilmore	09:57	0-3	0-1	0-0	0	1	1	0	0	0	0	0	0	0	0	-1			
11	Lorne Bowman II	11:50	1-3	0-2	2-2	0	0	0	2	1	4	2	0	0	0	0	-5			
0	Jahcobi Neath	10:36	1-3	1-3	0-0	0	0	0	0	0	3	0	0	0	0	0	-7			
2	Jordan Davis	01:00	0-0	0-0	0-0	0	0	0	0	0	0	0	0	0	0	0	-2			
Team																				
			26-61		12-29	10-11	7	13	20	18	19	74	15	10	5	1	4	12		
Totals																				
<div>Shooting By Period</div> <div>1st FG% 9-23 27.3%</div> <div>3PT% 5-16 31.3%</div> <div>FT% 3-4 75%</div> <div>2nd FG% 17-28 60.7%</div> <div>3PT% 7-13 53.8%</div> <div>FT% 7-7 100%</div> <div>GMFG% 26-61 42.6%</div> <div>3PT% 12-29 41.4%</div> <div>FT% 10-11 90.9%</div> <div>Dead Ball Rebounds: 11</div>																				

Technical Fouls: Hepburn 2<sup>nd</sup> 9:05

	MSU	UW
Biggest lead	17 (1 <sup>st</sup> 4:16)	8 (1 <sup>st</sup> 17:43)
Best Scoring Run	9 (1 <sup>st</sup> 6:28)	8 (1 <sup>st</sup> 17:43)
Lead Changes	1	
Times Tied	1	
Time with Lead	32:23	06:42

Points from	MSU	UW
Turnovers	9	12
Paint	32	24
Second Chance	12	8
Fast Breaks	21	2
Bench	43	7

## GAME 19: #11 WISCONSIN 73, NEBRASKA 65

Jan. 27, 2022 • Lincoln, Neb. • Pinnacle Bank Arena



Official Basketball Box Score - Final  
Wisconsin at Nebraska  
01/27/22 Pinnacle Bank Arena, Lincoln  
Nebraska vs. Wisconsin

Game Time: 4:01 PM  
Game Duration: 2:01  
Attendance: 15,385

Officials: Don Daly, Steve Horacki, Brian McNutt

Wisconsin - 73

Record: 16-3 (7-2)

NO. Name	Min	FG	3P	FT	Rebounds	Fouls	TP	AS	TO	ST	Blocks	BS	BA	+/
5 Tyler Wahl	F 22:17	1-5	0-0	2-2	1 9 10	3 1	4	1	3	0	0	0	11	
22 Steven Crowl	F 23:25	4-10	2-5	2-2	2 0 2	4 1	12	1	1	0	0	0	-2	
1 Johnny Davis	G 30:48	5-12	0-1	3-5	1 8 9	2 7	13	2	1	1	0	1	9	
23 Chucky Hepburn	G 25:24	5-9	3-5	0-0	1 2 3	3 1	13	2	1	3	0	0	5	
34 Brad Davison	G 34:31	6-14	5-8	4-5	0 7 7	3 4	21	4	2	3	0	0	11	
20 Ben Carlson	21:56	3-7	0-1	0-0	4 1 5	0 0	6	0	0	0	0	0	4	
11 Lorne Bowman II	13:11	1-4	0-1	2-4	0 1 1	1 2	4	0	1	0	0	0	1	
33 Chris Vogt	15:11	0-4	0-0	0 0	2 3 5	2 0	0	1	1	0	1	0	13	
0 Jahcobi Neath	02:21	0-1	0-0	0-0	0 0 0	0 0	0	0	0	0	0	0	1	
2 Jordan Davis	09:08	0-2	0-1	0-0	1 1 2	0 0	0	1	0	0	1	0	-4	
10 Isaac Lindsey	00:54	0-0	0-0	0-0	0 0 0	0 0	0	0	0	0	0	0	-5	
14 Carter Gilmore	00:54	0-0	0-0	0-0	0 0 0	0 0	0	0	0	0	0	0	-4	
Team					1 2 3									
Totals		25-68	10-22	13-18	13 34 47	18 16	73	12	10	7	2	2	8	

Technical Fouls: NONE

Nebraska - 65

Record: 6-14 (0-9)

NO. Name	Min	FG	3P	FT	Rebounds	Fouls	TP	AS	TO	ST	Blocks	BS	BA	+/
11 Lat Mayen	F 28:26	3-8	2-4	3-4	0 5 5	2 3	11	1	1	2	1	0	0	
13 Derrick Walker	F 30:25	2-6	0-0	0-0	0 5 5	5 2	4	4	2	1	0	0	-4	
1 Alonzo Verge Jr.	G 19:42	5-12	0-1	1-1	0 5 5	0 3	11	1	2	0	0	0	-14	
2 Trey McGowens	G 28:07	1-3	0-1	2-4	0 3 3	2 4	4	2	0	0	0	0	-3	
5 Bryce McGowens	G 33:39	7-14	3-7	6-6	0 4 4	2 5	23	0	0	0	0	0	1	
0 C.J. Wilcher	19:10	1-6	1-4	0-0	0 2 2	0 0	3	0	1	1	0	0	-10	
10 Kobe Webster	24:46	3-5	1-3	2-2	0 3 3	2 1	9	1	2	1	0	0	-1	
35 Eduardo Andre	07:06	0-0	0-0	0-0	1 3 4	2 0	0	0	2	0	1	0	-6	
30 Keisel Tominaga	08:39	0-1	0-0	0-0	0 1 1	1 0	0	1	1	0	0	0	-3	
Team					1 1 2			0						
Totals	22:55	7-20	14-17	2 32	34 16 18	65	10	13	5	2	2	8		
Total Points 108														

Technical Fouls: NONE

	WIS	NEB
Biggest lead	18 (2 <sup>nd</sup> 12:14)	5 (1 <sup>st</sup> 13:20)
Best Scoring Run	8 (2 <sup>nd</sup> 17:34)	11 (2 <sup>nd</sup> 6:23)
Lead Changes	8	
Times Tied	3	
Time with Lead	32:33	05:34

Game Notes: Pop warning NEB 2nd half 14:05

Points from	WIS	NEB
Turnovers	14	14
Paint	30	26
Second Chance	7	3
Fast Breaks	14	9
Bench	10	12

## GAME 21: #18 ILLINOIS 80, #11 WISCONSIN 67

Feb. 2, 2022 • Champaign, Ill. • State Farm Center



Official Basketball Box Score - Final  
Wisconsin at Illinois  
02/02/22 State Farm Center, Champaign, Ill.  
2021-22 Men's Basketball

Game Time: 8:00 PM  
Game Duration: 1:56  
Attendance: 14,980

Wisconsin - 67

Record: 17-4 (8-3)

Officials: Kelly Pfeifer, Bo Boroski, Courtney Green

NO.	Name	Min	FG	3P	FT	Rebounds	Fouls	TP	AS	TO	ST	Blocks	BS	BA	+/
5	Tyler Wahl	F 31:24	7-11	0-3	0-0	0 6 6	3 3	14	1	0	0	0	0	0	-12
22	Steven Crowl	F 26:57	3-8	0-4	0-0	0 0 0	4 1	6	1	1	1	0	0	0	-17
1	Johnny Davis	G 36:41	5-19	1-5	11-14	6 9 15	1 7	22	2	2	0	0	0	0	-13
23	Chucky Hepburn	G 27:38	3-9	1-4	0-0	1 1 2	2 0	7	2	3	1	0	0	0	-16
34	Brad Davison	G 36:19	3-12	0-6	1-1	0 6 6	3 2	7	0	0	0	0	0	0	-17
33	Chris Vogt	G 12:58	1-2	0-0	0-0	2 1 3	4 0	2	1	0	1	0	0	0	1
11	Lorne Bowman II	14:50	3-4	1-1	0-0	1 2 3	0 1	7	1	0	0	0	0	1	-4
20	Ben Carlson	08:36	1-3	0-1	0-0	1 1 2	0 0	2	0	0	0	0	0	1	-1
0	Jahcobi Neath	03:19	0-0	0-0	0-0	1 0 1	0 0	0	0	0	0	0	0	0	-1
2	Jordan Davis	01:13	0-0	0-0	0-0	0 0 0	2 0	0	0	0	0	0	0	0	3
14	Carter Gilmore	00:05	0-0	0-0	0-0	0 0 0	0 0	0	0	0	0	0	0	0	3
Team						0 0 0	0 0	0	0	0	0	0	0	0	0
Totals			26-68	3-24	12-15	12 26 38	19 14	67	8	6	3	0	2	1	-13

Technical Fouls: NONE

Illinois - 80

Record: 16-5 (9-2)

NO.	Name	Min	FG	3P	FT	Rebounds	Fouls	TP	AS	TO	ST	Blocks	BS	BA	+/-
3	Jacobe Grandison	F 33:43	5-9	3-6	1-3	3 4 7	2 2	14	4	1	2	1	0	0	18
21	Kolli Cockburn	C 33:03	16-19	0-0	5-8	2 10 12	3 10	37	0	2	0	1	0	0	19
1	Trent Frazier	G 33:17	3-10	1-5	0-0	1 2 3	3 0	7	7	1	1	0	0	0	12
11	Alfonso Plummer	G 35:14	1-7	1-6	3-3	0 3 3	1 1	6	2	0	1	0	0	0	-7
20	DaMonte Williams	G 34:40	3-5	1-3	0-3	0 8 8	2 4	7	5	0	0	0	0	0	13
4	Omar Payne	06:57	1-3	0-0	0-0	0 0 0	1 0	2	0	0	0	0	0	0	-6
33	Coleman Hawkins	02:05	0-1	0-1	0-0	0 0 0	0 0	0	0	0	0	0	0	0	-3
5	Andre Curbelo	11:29	3-7	1-1	0-0	0 0 0	1 2	7	2	2	1	0	0	0	-3
10	Luke Goode	07:10	0-0	0-0	0-0	1 0 1	1 0	0	1	0	0	0	0	0	-5
15	RJ Melendez	02:22	0-1	0-0	0-0	0 1 1	0 0	0	0	0	0	0	0	0	3
Team						1 0 1	0 0	0	0	1	0	0	0	0	0
Totals			32-62	7-22	9-18	8 28 36	14 19	80	21	7	5	2	0	13	

Technical Fouls: NONE

		WIS	ILL
Biggest lead	5 (1 <sup>st</sup> 11:13)	16 (2 <sup>nd</sup> 0:49)	
Best Scoring Run	6 (1 <sup>st</sup> 15:19)	9 (2 <sup>nd</sup> 17:09)	
Lead Changes	6	14	
Times Tied	8	3	
Time with Lead	06:43	29:00	

		WIS	ILL
Points from Turnovers	6	6	
Paint	40	42	
Second Chance	16	14	
Fast Breaks	3	3	
Bench	11	9	

		1st	2nd	TOT
WIS	38	29	67	
ILL	42	38	80	

## GAME 22: #11 WISCONSIN 51, PENN STATE 49

Feb. 5, 2022 • Madison, Wis. • Kohl Center



Official Basketball Box Score - Final  
Penn St. at Wisconsin  
02/05/22 Kohl Center, Madison, Wis.  
2021-22 Men's Basketball

Game Time: 5:00 PM  
Game Duration: 1:58  
Attendance: 17,287

Penn St. - 49

Record: 9-10 (4-7)

Officials: Lamont Simpson, Rob Kuaneman, Brandon Cruz

NO.	Name	Min	FG	3P	FT	Rebounds	Fouls	TP	AS	TO	ST	Blocks	BS	BA	+/
1	Seth Lundy	F 29:38	2-9	2-7	0-0	1 3 4	3 0	6	0	2	1	1	0	0	-5
21	John Harar	F 20:05	0-2	0-0	2-2	4 5 9	1 3	2	0	0	0	0	0	0	-9
2	Myles Dread	G 22:56	2-8	0-6	0-0	1 2 3	2 1	4	1	2	3	0	0	0	4
22	Jalen Pickett	G 36:58	2-13	0-4	0-0	0 2 2	2 3	4	3	1	1	2	1	0	-7
23	Dallion Johnson	G 11:55	2-4	2-3	0-0	4 4	1 0	6	0	0	0	0	0	0	-2
3	Sam Sessions	24:59	5-8	2-3	2-2	0 0 0	2 4	14	2	3	1	0	0	0	2
5	Greg Lee	25:43	3-6	2-4	0-0	0 9	2 0	8	1	0	1	0	0	0	10
14	Jalanni White	05:14	0-1	0-0	0-0	0 1	1 0	0	0	1	0	0	0	0	-5
10	Jaheem Cornwall	22:32	2-5	1-3	0-1	0 1 1	0 2	5	0	1	0	0	0	0	2
Team						2 2 4	0 0	0	0	0	0	0	0	0	0
Totals			18-57	9-30	4-5	8 29 37	14 13	49	7	10	7	3	4	1	-2

Technical Fouls: NONE

Wisconsin - 51

Record: 18-4 (9-3)

NO.	Name	Min	FG	3P	FT	Rebounds	Fouls	TP	AS	TO	ST	Blocks	BS	BA
5	Tyler Wahl	F 32:28	6-9	0-1	0-0	0 7 7	1 2	12	0	4	0	1	0	-3
22	Steven Crowl	F 25:28	5-8	3-5	0-0	0 4 4	2 0	13	5	0	1	1	0	9
1	Johnny Davis	G 35:03	2-13	0-2	0-0	0 9 9	2 3	4	3	1	2	3	0	9
23	Chucky Hepburn	G 26:59	4-7	2-4	0-0	0 2 2	4 2	10	1	1	0	0	0	11
34	Brad Davison	G 35:16	3-10	1-6	2-2	1 3 4	3 1	9	1	1	0	0	0	2
33	Chris Vogt	14:23	1-3	0-0	0-0	3 1 4	0 1	2	0	1	1	0	0	-7
0	Jahcobi Neath	09:10	0-0	0-0	0-0	2 2	0 1	0	0	0	0	0	0	-2
20	Ben Carlson	07:35	0-1	0-1	0-0	1 0 1	0 2	0	0	0	0	0	0	-5
11	Lorne Bowman II	12:06	0-4	0-2	1-4	0 3 3	1 2	1	0	0	0	0	0	-7
2	Jordan Davis	01:24	0-1	0-0	0-0	0 0 0	0 0	0	0	0	0	0	0	-1
Team						1 0 1	0 0	0	0	0	0	0	0	0
Totals			21-56	6-21	3-6	6 31 37	13 14	51	10	8	3	4	3	2

Technical Fouls: NONE

		PSU	UW
Biggest lead	4 (2 <sup>nd</sup> 7:42)	12 (1 <sup>st</sup> 6:34)	
Best Scoring Run	9 (2 <sup>nd</sup> 0:51)	13 (2 <sup>nd</sup> 3:44)	
Lead Changes	6	5	
Times Tied	2	0	
Time with Lead	05:02	32:01	

		1st	2nd	TOT
PSU	13	36	49	
UW	18	33	51	

## GAME 23: #14 WISCONSIN 70, #17 MICHIGAN STATE 62

Feb. 8, 2022 • East Lansing, Mich. • Breslin Center

Official Basketball Box Score - Final  
Wisconsin at Michigan St.  
02/08/22 Breslin Center, East Lansing  
2021-22 Men's Basketball

Game Time: 7:00 PM  
Game Duration: 2:02  
Attendance: 14,791

Wisconsin - 70

Record: 19-4 (10-3)

Officials: Larry Sciotto, Courtney Green, Rob Pley

NO.	Name	Min	FG M-A	3P M-A	FT M-A	Rebounds TR OT TOT	Fouls FFD FT	TP	AS	TO	ST	Blocks BS BA	+/-	
5	Tyler Wahl	F 32:02	5-10	0-1	1-3	1 4 5	3 2	11	2	2	1	0	0	16
22	Steven Crowl	F 27:38	2-4	0-1	2-2	0 4 4	4 1	6	2	0	0	0	0	13
1	Johnny Davis	G 34:09	8-11	2-4	7-8	0 6 6	2 8	25	3	1	2	0	0	8
23	Chucky Hepburn	G 29:53	4-9	1-3	2-2	0 3 3	3 2	11	3	0	2	0	0	8
34	Brad Davison	G 35:24	2-10	2-7	2-2	1 1 2	1 3	8	1	1	0	0	0	3
20	Ben Carlson	04:51	2-3	0-0	0-0	0 1 1	2 0	4	0	0	0	0	0	-4
33	Chris Vogt	12:22	1-1	0-0	0-3	1 2 3	1 2	2	0	1	0	0	0	-5
0	Jahcobi Neath	13:01	0-1	0-0	0-0	1 1 2	0 0	0	0	2	1	0	0	-5
11	Lorne Bowman II	10:40	1-4	1-2	0-2	0 3 3	1 2	3	1	0	0	0	0	1
Team						2 1 3	0 0	0	0	0	0	0	0	0
Totals			25-53	6-18	14-22	6 26 32	17 20	70	12	7	6	3	1	8

Technical Fouls: NONE

Michigan St. - 62

Record: 17-6 (8-4)

NO.	Name	Min	FG	3P	FT	Rebounds	Fouls	TP	AS	TO	ST	Blocks	BS	BA	+/
10	Joey Hauser	F 25:51	3-10	0-5	2-2	2 6 8	1 1	8	1	0	0	0	0	0	-4
30	Marcus Bingham Jr.	F 19:56	5-9	0-1	5-5	1 2 3	2 4	15	0	0	3	0	0	0	-15
44	Cabe Brown	F 29:58	2-5	1-3	2-2	0 3 3	4 1	7	2	1	0	0	0	0	-5
2	Tyson Walker	G 13:30	0-3	0-0	1-2	0 0 0	1 2	1	1	2	0	0	0	0	-13
5	Max Christie	G 33:12	3-8	0-0	2-4	0 2 2	2 3	8	1	1	1	0	0	0	-13
11	A.J. Hoggard	24:00	2-8	1-3	2-2	1 1 2	3 3	7	7	3	0	0	0	0	1
34	Julius Marble	11:41	1-1	0-0	0-0	5 5 5	2 1	2	0	0	0	0	0	0	3
25	Malik Hall	22:25	5-7	1-2	1-1	1 3 4	3 2	12	1	2	0	0	0	0	1
3	Jaden Atkins	16:01	1-2	0-0	0-0	2 2 2	0 2	1	0	1	0	0	0	0	6
1	Pierre Brooks	03:26	0-0	0-0	0-0	0 0 0	0 0	0	1	0	0	0	0	0	-1
Team						2 3 5	0 0	0	0	0	0	0	0	0	0
Totals			22-53	3-14	15-18	7 26 33	20 17	62	15	12	5	1	3	1	3

# GAME 25: #15 WISCONSIN 74, INDIANA 69 Feb. 15, 2022 • Bloomington, Ind. • Assembly Hall



Official Basketball Box Score - Final  
**Wisconsin at Indiana**  
02/15/22 Simon Skjott Assembly Hall, Bloomington, Ind.  
2021-22 Men's Basketball

Game Time: 9:00 PM  
Game Duration: 2:13  
Attendance: 17,222

Officials: D.J. Carstensen, Courtney Green, Lewis Garrison

Wisconsin - 74																		
Record: 20-5 (11-4)																		
NO. Name	Min	FG	3P	FT	Rebounds	Fouls	TP	AS	TO	ST	Blocks	BA	BA	BA	BA	BA	BA	BA
5 Tyler Wahl	F 27:23	2-7	0-0	0-0	2 0 2	4 0	4	0	4	0	0	3	24					
22 Steven Crowl	F 32:58	4-7	1-2	0-0	0 6 6	3 1	9	2	1	0	0	0	10					
1 Johnny Davis	G 38:13	10-15	0-1	0-0	2 10 12	1 9	30	1	4	1	1	1	4					
23 Chucky Hepburn	G 37:29	4-8	0-3	0-1	0 3 3	1 3	8	3	0	0	0	0	7					
34 Brad Davison	G 35:42	4-11	3-8	10-10	0 7 7	2 9	21	2	1	2	0	0	10					
11 Lorne Bowman II	02:31	0-1	0-0	0-0	0 0 0	0 0	0	0	0	0	0	0	-2					
33 Chris Vogt	07:02	0-0	0-0	2-2	0 1 1	4 1	2	0	1	1	1	0	-5					
20 Ben Carlson	12:37	0-0	0-0	2-2	0 1 3	0 1	0	0	1	0	0	0	-19					
2 Jordan Davis	06:05	0-3	0-2	0-0	0 0 0	1 1	0	0	1	0	0	0	-4					
Team					1 1 2													
Totals	24:52	4-16	22-29	7 29 36	16 25	74	8	13	4	2	4	5						

Technical Fouls: NONE

Indiana - 69																		
Record: 16-9 (7-8)																		
NO. Name	Min	FG	3P	FT	Rebounds	Fouls	TP	AS	TO	ST	Blocks	BA	BA	BA	BA	BA	BA	BA
12 Miller Kopp	F 23:58	1-2	0-1	0-0	0 1 1	4 0	2	2	1	0	0	1	-5					
23 Trayce Jackson-Davis	F 34:10	10-13	0-0	10-14	0 8 8	2 9	30	6	1	1	3	0	-2					
25 Race Thompson	F 31:08	5-8	1-2	2-2	3 5 8	2 3	13	0	1	0	0	0	5					
9 Xavier Johnson	G 34:24	3-16	1-6	0-0	2 3 5	2 2	7	2	5	1	0	1	-2					
32 Trey Galloway	G 24:39	3-8	1-3	0-0	1 1 2	4 1	7	1	0	1	0	0	-1					
53 Tamar Bates	11:55	0-5	0-2	0-0	1 1 2	2 0	0	2	1	0	0	0	0					
2 Michael Durr	05:50	0-1	0-0	0-0	0 0 0	1 0	0	0	0	0	0	0	-3					
45 Parker Stewart	21:13	2-5	2-4	2-2	0 0 0	4 1	8	1	2	0	0	0	-8					
46 Khristian Lander	05:36	1-2	0-0	0-0	0 0 0	1 0	2	0	1	0	0	0	-3					
22 Jordan Geronimo	07:07	0-1	0-0	0-0	0 3 3	3 0	0	0	0	0	1	0	-6					
Team					2 3 5													
Totals	25:51	5-18	14-18	9 25 34	25 16	69	14	12	3	4	2	5						

Technical Fouls: NONE

	WIS		IND	
Biggest lead	5 (2 <sup>nd</sup> 0:06)		7 (1 <sup>st</sup> 5:33)	
Best Scoring Run	9 (2 <sup>nd</sup> 0:06)		10 (2 <sup>nd</sup> 14:01)	
Lead Changes	6			
Times Tied	8			
Time with Lead	05:14		29:18	

Points from		WIS	IND
Turnovers		14	11
Paint		30	38
Second Chance		3	7
Fast Breaks		5	3
Bench		2	10

Period by Period Scoring			
	1st	2nd	TOT
WIS	32	42	74
IND	31	38	69

Points from Turnovers																		
WIS	5	(2 <sup>nd</sup> 0:06)	IND	7	(1 <sup>st</sup> 5:33)	Period by Period Scoring												
						1st	2nd	TOT	WIS	32	42	74	IND	31	38	69		
Best Scoring Run	8	(2 <sup>nd</sup> 0:06)	10	(2 <sup>nd</sup> 14:01)	Paint	30	38	Lead Changes	6	Second Chance	3	7	Fast Breaks	5	3	Bench	2	10
Times Tied	8	Time with Lead	05:14	29:18														

# GAME 26: #15 WISCONSIN 77, MICHIGAN 63 Feb. 20, 2022 • Madison, Wis. • Kohl Center



Official Basketball Box Score - Final  
**Michigan at Wisconsin**  
02/20/22 Kohl Center, Madison, WI  
2021-22 Men's Basketball

Game Time: 12:00 PM  
Game Duration: 1:55  
Attendance: 17,285

Officials: Kaly Pfeifer, Rob Riley, Rob Kunnert

Michigan - 63																		
Record: 14-11 (8-7)																		
NO. Name	Min	FG	3P	FT	Rebounds	Fouls	TP	AS	TO	ST	Blocks	BA	BA	BA	BA	BA	BA	BA
14 Moussa Diabate	F 18:14	1-3	0-0	1-2	1 2 3	4 2	3	2	2	0	1	0	-11					
1 Hunter Dickinson	C 33:52	9-15	0-1	3-3	0 5 5	0 3	21	0	1	0	1	0	-12					
12 DeVante' Jones	G 31:29	4-13	0-5	3-5	2 4 6	3 5	11	7	2	1	0	2	-10					
22 Caleb Houston	G 34:10	2-10	2-7	0-0	2 8 10	3 0	6	1	2	0	0	2	-6					
55 Eli Brooks	G 34:16	6-10	2-6	0-0	0 4 4	4 2	14	1	1	1	0	0	-22					
23 Brandon Johns Jr.	07:15	0-1	0-0	0-0	0 1 1	0 1	0	0	0	0	0	0	-4					
10 Frankie Collins	02:30	0-1	0-0	0-0	2 0 2	1 0	0	0	0	0	0	0	-3					
2 Kobe Bufkin	17:15	1-4	0-1	0-0	1 0 1	0 0	2	0	2	2	0	1	-4					
5 Terrance Williams II	14:25	1-3	0-2	2-3	2 0 2	2 3	4	0	1	1	0	0	-4					
25 Jace Howard	04:17	1-3	0-2	0-0	1 0 1	2 0	2	0	0	0	0	0	-1					
44 Aaron Faulds	01:28	0-1	0-0	0-0	1 0 1	0 0	0	0	0	0	0	0	2					
0 Adrian Nunez	00:49	0-0	0-0	0-0	0 0 0	0 0	0	0	0	0	0	0	5					
Team					1 1 2													
Totals	25:54	4-25	9-13	13 25 38	19 16	63	11	12	5	2	5	-14						

Technical Fouls: NONE

Wisconsin - 77																		
Record: 21-5 (12-4)																		
NO. Name	Min	FG	3P	FT	Rebounds	Fouls	TP	AS	TO	ST	Blocks	BA	BA	BA	BA	BA	BA	BA
5 Tyler Wahl	F 29:58	5-9	0-0	0-0	2 4 6	1 3	10	1	1	1	0	1	16					
22 Steven Crowl	F 27:10	4-7	1-2	2-2	1 4 5	1 2	11	1	0	1	0	0	13					
1 Johnny Davis	G 36:56	11-17	0-1	3-3	1 5 6	3 3	25	1	2	0	0	0	16					
23 Chucky Hepburn	G 35:31	4-9	1-2	1-1	0 1 1	3 6	10	4	1	3	0	1	20					
34 Brad Davison	G 33:01	2-9	2-7	4-4	0 2 2	3 2	10	0	0	2	0	0	11					
33 Chris Vogt	12:01	2-4	0-0	0-0	1 1 1	1 0	4	0	1	0	2	0	6					
20 Ben Carlson	09:13	0-1	0-0	0-0	0 6 6	2 0	0	0	2	0	0	0	3					
0 Jahcobi Neath	12:05	1-2	0-1	4-4	0 0 0	1 2	6	0	0	0	0	0	10					
2 Jordan Davis	00:49	0-0	0-0	1-2	0 0 0	0 1	1	0	0	0	0	0	-5					
4 Carter Higginbottom	00:49	0-0	0-0	0-0	0 0 0	0 0	0	0	0	0	0	0	-5					
13 Justin Taphorn	00:49	0-0	0-0	0-0	0 0 0	0 0	0	0	0	1	0	0	-5					
14 Carter Gilmore	00:49	0-0	0-0	0-0	0 0 0	0 0	0	0	0	0	0	0	-5					
35 Markus Iwer	00:49	0-0	0-0	0-0	0 0 0	0 1	0	0	0	0	0	0	-5					
Team					0 1 1													
Totals	29:58	4-13	15-16	4 24 28	16 19	77	7	8	7	5	2	14						

Technical Fouls: NONE

	MICH		UW		Points from		MICH	UW	Period by Period Scoring			
Biggest lead	5 (2 <sup>nd</sup> 18:40)		19 (2 <sup>nd</sup> 0:49)		Turnovers	6	17		1st	2nd	TOT	
Best Scoring Run	7 (1 <sup>st</sup> 3:37)		9 (2 <sup>nd</sup> 13:25)		Paint	34	44					
Lead Changes	5				Second Chance	10	9	MICH	31	32	63	
Times Tied	9				Fast Breaks	11	6					
Time with Lead	08:03	24:54			Bench	8	11	UW	31	46	77	

Points from Turnovers																		
WIS	19	(2 <sup>nd</sup> 0:49)	IND	16	(2 <sup>nd</sup> 13:25)	Period by Period Scoring	1st	2nd	TOT	WIS	31	32	63	IND	31	38	69	
Best Scoring Run	7	(1 <sup>st</sup> 3:37)	10	(2 <sup>nd</sup> 14:01)	Paint	34	44	Lead Changes	5	Second Chance	10	9	Fast Breaks	11	6	Bench	8	11
Times Tied	9	Time with Lead	08:03	24:54														

# GAME 27: #13 WISCONSIN 68, MINNESOTA 67 Feb. 23, 2022 • Minneapolis, Minn. • Williams Arena



Official Basketball Box Score - Final  
**Wisconsin at Minnesota**  
02/23/22 Williams Arena, Minneapolis  
2021-22 Men's Basketball

Game Time: 8:00 PM  
Game Duration: 2:06  
Attendance: 11,761

Officials: Lamont Simpson, Keith Kimble, Brandon Cruz

Wisconsin - 68			
----------------	--	--	--

## GAME 29: #10 WISCONSIN 70, #8 PURDUE 67

March 1, 2022 • Madison, Wis. • Kohl Center



Official Basketball Box Score - Final  
Purdue at Wisconsin  
03/01/22 Kohl Center, Madison, WI  
2021-22 Men's Basketball

Game Time: 8:00 PM  
Game Duration: 2:14  
Attendance: 17,287

Officials: Kelly Pfeiffer, Bill B. Lewis, Garrison

Purdue - 67

Record: 24-6 (13-6)

NO. Name	Min	FG M-A	3P M-A	FT M-A	Rebounds OR TR TOT	Fouls PF FO	TP	AS	TO	ST	Blocks BS BA	+/-
0 Mason Gillis	F 17:00	2-4	1-3	0-0	0 3 3	4 0 5	0	1	0	0	0 7	
15 Zach Edey	C 23:00	6-11	0-0	5-7	5 4 9	3 6 17	0	0	0	1	0 16	
2 Eric Hunter Jr.	G 34:45	2-6	1-2	1-2	0 5 5	3 1 6	2	2	2	0	0 8	
23 Jaden Ivey	G 36:52	8-15	3-7	3-9	0 5 5	2 7 22	5	3	1	0	1 -8	
55 Sasha Stefanovic	G 36:27	4-10	3-7	0-0	0 2 2	0 1 11	1	0	0	0 2 -11		
50 Trevon Williams	17:01	2-8	0-1	2-2	3 2 5	1 1 6	0	2	0	0 0 -19		
3 Caleb Furst	12:46	0-1	0-0	0-0	0 2 2	0 1 0	0	0	0	0 0 -19		
11 Isaiah Thompson	05:14	0-0	0-0	0-0	0 0 0	0 1 0	0	0	1	0 0 -11		
25 Ethan Morton	16:55	0-1	0-1	0-0	0 3 3	2 0 0	0	2	1	1 0 22		
Team					3 2 5		0					
Totals		24-56	8-21	11-20	11 28 39	16 17 67	10	4	1	4 -3		

Technical Fouls: NONE

Shooting By Period	1st FG%	2nd FG%	3rd FG%	4th FG%	5th FG%
1st FG%	10-28 35.7%				
2nd FG%	14-28 50.0%				
3rd FG%	3-8 37.5%				
4th FG%	8-12 66.7%				
5th FG%	24-56 42.9%				
6th FG%	8-21 38.1%				
7th FG%	11-20 55.0%				
Dead Ball Rebounds:	3 0				

Wisconsin - 70

Record: 24-5 (15-4)

NO. Name	Min	FG M-A	3P M-A	FT M-A	Rebounds OR DR TOT	Fouls PF FO	TP	AS	TO	ST	Blocks BS BA	+/-
5 Tyler Wahl	F 32:42	8-14	1-3	2-2	1 1 2	1 3 19	2	1	5	2 1 3		
22 Steven Crowl	F 24:34	2-6	0-3	0-0	1 4 5	3 0 4	2	1	0	1 0 -6		
1 Johnny Davis	G 33:42	5-12	0-1	6-6	0 8 8	3 6 16	1	3	0	0 0 1		
23 Chuckie Hepburn	G 32:40	5-13	4-6	3-3	0 0 0	4 3 17	2	0	1	0 0 10		
34 Brad Davison	G 31:54	3-7	1-3	0-1	0 4 4	2 4 7	0	0	0	0 0 4		
33 Chris Vogt	15:27	1-1	0-0	0-0	3 1 4	1 0 2	2	1	0	1 0 9		
0 Jahcobi Neath	15:44	1-4	1-3	0-0	1 3 4	0 0 3	0	0	0	0 0 1		
20 Ben Carlson	07:18	1-2	0-1	0-0	1 2 3	1 0 2	0	0	0	0 0 0		
2 Jordan Davis	05:59	0-2	0-2	0-0	0 0 0	2 0 0	0	0	0	0 0 -7		
Team					0 3 3		0					
Totals		26-61	7-22	11-12	7 26 33	17 16 70	9	6	6	4 1 3		

Technical Fouls: NONE

Shooting By Period	1st FG%	2nd FG%	3rd FG%	4th FG%	5th FG%
1st FG%	11-28 39.3%				
2nd FG%	4-13 30.8%				
3rd FG%	7-7 100%				
4th FG%	15-33 45.5%				
5th FG%	3-9 33.3%				
6th FG%	4-5 80%				
7th FG%	26-61 42.6%				
8th FG%	7-22 31.8%				
9th FG%	11-12 91.7%				
Dead Ball Rebounds:	1 1				

Biggest lead	PUR	UW
7 (1 <sup>st</sup> 16:34)	11 (2 <sup>nd</sup> 12:50)	
Best Scoring Run	7 (2 <sup>nd</sup> 11:29)	10 (1 <sup>st</sup> 2:04)
Lead Changes	7	
Times Tied	8	
Time with Lead	09:14	25:35

Points from Turnovers	PUR	UW
8	9	
Paint	32	30
Second Chance	20	12
Fast Breaks	7	5
Bench	6	7

Period by Period Scoring	1st	2nd	TOT
PUR	28	39	67
UW	33	37	70

## GAME 30: NEBRASKA 74, #10 WISCONSIN 73

March 6, 2022 • Madison, Wis. • Kohl Center



Official Basketball Box Score - Final  
Nebraska at Wisconsin  
03/06/22 Kohl Center, Madison, WI  
2021-22 Men's Basketball

Game Time: 1:00 PM  
Game Duration: 2:07  
Attendance: 17,287

Officials: Larront Simpson, Rob Kuennen, Brandon Cruz

Nebraska - 74

Record: 10-21 (4-16)

NO. Name	Min	FG M-A	3P M-A	FT M-A	Rebounds OR DR TOT	Fouls PF FO	TP	AS	TO	ST	Blocks BS BA	+/-
11 Lat Mayen	F 29:22	2-4	0-2	0-0	1 3 4	3 0 4	0	1	0	0 0 -6		
13 Derrick Walker	F 31:11	7-11	0-0	1-2	2 5 7	2 3 15	1	1	1	0 2 -2		
0 C.J. Wilcher	G 36:49	4-7	2-5	0-1	0 1 1	2 1 10	1	0	0	0 0 -1		
1 Alonzo Verge Jr.	G 30:57	10-16	1-3	5-6	0 5 5	5 6 26	6	5	2	0 1 6		
2 Trey McGowens	G 16:24	1-2	0-0	2-2	0 0 0	4 2 4	0	0	2	0 0 5		
10 Kobe Webster	28:40	2-5	2-4	0-0	0 2 2	3 1 6	0	1	0	0 0 0		
35 Eduardo Andre	13:46	2-2	0-0	0-0	0 1 0	2 4 0	0	1	2	0 0 6		
30 Kelsai Tominaga	11:49	1-7	0-4	3-3	1 1 2	0 0 1	5	1	0	0 0 -3		
23 Keon Edwards	01:02	0-0	0-0	0-0	1 1 2	0 0 0	0	0	1	0 0 0		
Team					0 3 3		0					
Totals		29-54	5-18	11-14	5 22 27	19 16 74	8	11	6	2 4 1		

Technical Fouls: Verge Jr. 2<sup>nd</sup> 16:03

Shooting By Period	1st FG%	2nd FG%	3rd FG%	4th FG%	5th FG%
1st FG%	17-30 56.7%				
2nd FG%	1-9 11.1%				
3rd FG%	5-6 83.3%				
4th FG%	12-24 50.0%				
5th FG%	4-9 44.4%				
6th FG%	6-8 75%				
7th FG%	29-54 53.7%				
8th FG%	5-18 27.8%				
9th FG%	11-14 78.6%				
Dead Ball Rebounds:	1 2				

Wisconsin - 73

Record: 24-6 (15-5)

wiscnscn - 73		REGULAR SEASON											
NO.	Name	Min	FG M-A	3P M-A	FT M-A	Rebounds OR DR TOT	Fouls PF FO	TP	AS	TO	ST	Blocks BS BA	+/-
5	Tyler Wahl	F 38:39	4-10	0-1	5-6	4 3 7	4 4 13	1	1	5	1	0	-1
22	Steven Crowl	F 25:55	2-7	0-0	0-0	2 5 7	1 0 4	1	4	0	0	0	-8
1	Johnny Davis	G 31:34	4-11	1-2	1 3 4	2 4 10	0 2 0	1	0	2	0	1	-7
23	Chuckie Hepburn	G 34:54	2-9	0-4	4-5	0 1 1	3 3 8	3	1	0	0	0	-9
34	Brad Davison	G 38:08	5-15	3-9	7-9	0 4 4	1 4 20	3	0	1	0	1	3
33	Chris Vogt	14:04	5-6	0-0	3-3	2 1 3	4 2 13	0	1	1	2	0	7
0	Jahcobi Neath	22:41	1-4	0-2	0 0 0	1 3 4	1 1 2	1	0	0	0	0	12
20	Ben Carlson	01:21	0-0	0-0	0 0 0	0 0 0	0 0 0	0	0	0	0	0	0
2	Jordan Davis	12:44	1-5	1-5	0-0	1 0 1	0 0 3	0	0	0	0	0	-2
	Team					2 2 4		0					
	Totals		24-60	5-23	20-25	13 22 35	16 18 73	9	9	7	4	2	-1

Technical Fouls: NONE

Biggest lead	NEB	UW
12 (1 <sup>st</sup> 9:50)	10 (2 <sup>nd</sup> 12:19)	
Best Scoring Run	12 (2 <sup>nd</sup> 0:37)	8 (2 <sup>nd</sup> 13:40)
Lead Changes	4	
Times Tied	2	
Time with Lead	24:22	14:42

Points from Turnovers	NEB	UW
14	8	
Paint	36	34
Second Chance	6	15
Fast Breaks	6	9
Bench	15	18

Period by Period Scoring	1st	2nd	TOT
NEB	40	34	74
UW	36	37	73

## GAME 31: MICHIGAN STATE 69, WISCONSIN 63

March 11, 2022 • Indianapolis • Gainbridge Fieldhouse



Official Basketball Box Score - Final  
Michigan St. at Wisconsin  
03/11/22 Gainbridge Fieldhouse, Indianapolis, IN  
2022 Big Ten Men's Basketball Tournament

Game Time: 6:30 PM  
Game Duration: 2:1

Officials: D.J. Carlsens, Rob Fley, Lamont Simps

Michigan St. - 69

Record: 22-11

Marquette vs. Colgate												
NO.	Name	Min	FG	3P	FT	Rebounds	Fouls	PF	AS	TO	ST	+/-
			M-A	M-A	M-A	OR DR TOT	FF TD	FO			Blocks	
10	Joey Hauser	F 19:09	4-7	1-2	0-0	0 4 4	4 0 9	0	1	0	0	11
30	Marcus Bingham Jr.	F 22:05	7-11	0-0	5-7	2 9 11	1 4 19	0	1	1	3	4
44	Gabe Brown	F 22:06	2-4	0-2	0-0	1 3 4	3 1 4	0	0	0	0	0
2	Tyson Walker	G 31:56	3-9	0-2	5-7	0 0 0	1 5 11	7	0	0	0	6
5	Max Christie	G 32:00	2-5	0-0	4-4	0 2 2	0 3 8	0	1	0	2	6
3	Jaden Atkins	16:22	0-2	0-1	0-0	1 2 3	2 0 0	0	0	0	0	-4
34	Julius Marble	17:38	3-3	0-0	2-2	0 4 4	2 4 8	0	2	2	0	2
11	A.J. Hoggard	20:42	3-6	0-1	2-2	0 4 4	2 3 8	4	1	1	0	-4
25	Malik Hall	18:01	1-5	0-3	0-2	1 4 5	4 2 2	0	1	0	1	-1
Team						0 2 2		0		0		
Totals			25-52	1-11	18-24	5 34 39	19 22 69	11	7	4	7	2

Technical Fouls: NONE

Shooting By Period	1st FG%	2nd FG%	3rd FG%	4th FG%	5th FG%
1st FG%	7-21 33.3%				
2nd FG%	0-4 0.0%				
3rd FG%	10-12 83.3%				
4th FG%	18-31 58.1%				
5th FG%	3-7 42.9%				
6th FG%	8-12 66.7%				
7th FG%	25-52 48.1%				
8th FG%	1-11 9.1%				
9th FG%	18-24 75.0%				
Dead Ball Rebounds:	2 0				

Wisconsin - 63

Record: 24-7

HOFERS 2012													
NO. Name		Min	FG M-A	3P M-A	FT M-A	Rebounds OR DR TOT	Fouls PF FO	TP	AS	TO	ST	Blocks BS BA	+/-
5 Tyler Wahl	F	34:39	3-4	0-1	2-4	3 2 5	1 6 8	0	1	2	1	0	
22 Steven Crowl	F	21:15	4-6	1-2	0-0	0 1 1	2 0 9	2	1	0	0	1	-5
1 Johnny Davis	G	33:51	3-19	0-5	5-6	1 10 11	4 5 11	3	3	1	0	4	-1
23 Chuckie Hepburn	G	34:22	4-9	3-5	0-2	0 3 3	3 1 11	4	1	1	0	0	-4
34 Brad Davison	G	35:43	8-15	3-8	4-5	0 3 3	5 4 23	3	0	0	0	0	1
33 Chris Vogt		12:48	0-1	0-0	1-4	1 0 1	1 3 2	1	1	0	0	1	-1
2 Jordan Davis		09:55	0-3	0-2	0-0	0 1 1	1 0 0	0	0	1	0	0	-9
20 Ben Carlson		11:05	0-2	0-1	0-0	1 2 3	3 1 0	0	0	0	1	0	-1
0 Jahcobi Neath		06:22	0-1	0-0	0-0	0 0 0	0 0 0	0	0	0	0	0	-6
Team						4 2 6			0	0	0	0	



# SPECIAL STATISTICS

Game	Pts off T/O (Wis / Opp)	Pts in Paint (Wis / Opp)	2nd Chance Pts (Wis / Opp)	Fast Break Pts (Wis / Opp)	Bench Pts (Wis / Opp)
11/9/21 - ST. FRANCIS BKN	21 / 19	36 / 26	11 / 4	13 / 1	29 / 21
11/12/21 - GREEN BAY	16 / 4	32 / 12	25 / 9	8 / 4	19 / 26
11/15/21 - PROVIDENCE	16 / 5	22 / 22	6 / 19	4 / 11	6 / 9
11/22/21 - vs. Texas A&M	22 / 14	26 / 16	15 / 5	5 / 13	6 / 24
11/23/21 - vs. Houston	11 / 8	26 / 26	2 / 6	5 / 7	6 / 23
11/24/21 - vs. Saint Mary's	13 / 7	26 / 34	9 / 10	0 / 2	9 / 11
12/1/21 - at Georgia Tech	11 / 5	24 / 24	11 / 10	5 / 10	7 / 11
12/4/21 - MARQUETTE	12 / 13	34 / 34	12 / 5	9 / 8	9 / 40
12/8/21 - INDIANA	15 / 7	22 / 30	11 / 16	6 / 14	17 / 12
12/11/21 - at Ohio State	11 / 9	24 / 32	2 / 11	8 / 14	10 / 20
12/15/21 - NICHOLLS	11 / 9	32 / 40	13 / 2	2 / 4	17 / 18
12/29/21 - ILLINOIS STATE	13 / 9	36 / 30	13 / 9	13 / 13	10 / 6
1/3/22 - at Purdue	12 / 10	28 / 28	12 / 12	6 / 6	7 / 29
1/6/22 - IOWA	13 / 8	40 / 38	18 / 14	5 / 9	4 / 21
1/9/22 - at Maryland	18 / 5	32 / 24	8 / 3	9 / 10	7 / 12
1/13/22 - OHIO STATE	16 / 8	32 / 46	14 / 13	5 / 0	10 / 14
1/18/22 - at Northwestern	8 / 6	32 / 36	11 / 12	5 / 0	4 / 22
1/21/22 - MICHIGAN STATE	12 / 9	24 / 32	8 / 12	2 / 21	7 / 43
1/27/22 - at Nebraska	14 / 14	30 / 26	7 / 3	14 / 9	10 / 12
1/30/22 - MINNESOTA	13 / 4	30 / 22	9 / 4	5 / 5	5 / 6
2/2/22 - at Illinois	6 / 6	40 / 42	16 / 14	3 / 3	11 / 9
2/5/22 - PENN STATE	4 / 8	22 / 14	5 / 4	2 / 0	3 / 27
2/8/22 - at Michigan State	4 / 7	28 / 28	11 / 6	9 / 8	9 / 23
2/12/22 - RUTGERS	12 / 13	36 / 24	5 / 10	2 / 10	3 / 4
2/15/22 - at Indiana	14 / 11	30 / 38	3 / 7	5 / 3	2 / 10
2/20/22 - MICHIGAN	17 / 6	44 / 34	9 / 10	6 / 11	11 / 8
2/23/22 - at Minnesota	5 / 11	36 / 20	11 / 5	5 / 2	11 / 15
2/26/22 - at Rutgers	6 / 10	20 / 36	8 / 4	5 / 7	2 / 5
3/1/22 - PURDUE	9 / 8	30 / 32	12 / 20	5 / 7	7 / 6
3/6/22 - NEBRASKA	8 / 14	34 / 36	15 / 6	9 / 6	18 / 15
3/11/22 - vs. Michigan State	2 / 6	28 / 34	4 / 6	8 / 8	1 / 18
3/18/22 - vs. Colgate	15 / 3	34 / 24	13 / 13	13 / 0	10 / 12
<b>RUNNING TOTAL</b>	<b>290 / 276</b>	<b>970 / 940</b>	<b>326 / 284</b>	<b>201 / 226</b>	<b>281 / 523</b>
<b>PER GAME AVERAGE</b>	<b>9.1 / 8.6</b>	<b>30.3 / 29.4</b>	<b>10.2 / 8.9</b>	<b>6.3 / 7.1</b>	<b>8.8 / 16.3</b>



# TEAM SUPERLATIVES

## WISCONSIN

### HIGH

### LOW

• Points	89	2x; MR ILLINOIS ST (12/29/21)	55	at Ohio State (12/11/21)
• First-Half Points	46	ILLINOIS ST (12/29/21)	18	PENN STATE (2/5/22)
• Second-Half Points	55	MARQUETTE (12/4/21)	25	vs. Houston (11/23/21)
• Field Goals Made	33	IOWA (1/6/22)	20	PROVIDENCE (11/15/21)
• Field Goal Attempts	68	2x; MR at Illinois (2/2/22)	47	at Minnesota (2/23/22)
• Field Goal Percentage	.519 (28-54)	at Northwestern (1/18/22)	.328 (20-61)	PROVIDENCE (11/15/21)
• 3-Point Field Goals Made	12	MICHIGAN STATE (1/21/22)	3	2x; MR at Illinois (2/2/22)
• 3-Point Field Goal Attempts	29	MICHIGAN STATE (1/21/22)	12	vs. Saint Mary's (11/24/21)
• 3-Point Field Goal Pct. (min. 10 att.)	.529 (9-17)	at Northwestern (1/18/22)	.125 (3-24)	at Illinois (2/2/22)
• Free Throws Made	25	ILLINOIS ST (12/29/21)	3	PENN STATE (2/5/22)
• Free Throw Attempts	32	ILLINOIS ST (12/29/21)	6	PENN STATE (2/5/22)
• Free Throw Pct. (min. 12 att.)	.938 (15-16)	MICHIGAN (2/20/22)	.529 (9-17)	RUTGERS (2/12/22)
• Offensive Rebounds	18	GREEN BAY (11/12/21)	2	vs. Houston (11/23/21)
• Defensive Rebounds	34	at Nebraska (1/27/22)	13	MICHIGAN STATE (1/21/22)
• Total Rebounds	50	GREEN BAY (11/12/21)	20	MICHIGAN STATE (1/21/22)
• Fouls	22	2x; MR vs. Michigan State (3/11/22)	10	2x; MR vs. Colgate (3/18/22)
• Assists	17	at Northwestern (1/18/22)	4	vs. Saint Mary's (11/24/21)
• Turnovers	13	at Indiana (2/15/22)	4	INDIANA (12/8/21)
• Steals	10	GREEN BAY (11/12/21)	2	at Minnesota (2/23/22)
• Blocked Shots	6	2x; MR INDIANA (12/8/21)	0	4x; MR RUTGERS (2/12/22)

## OPPONENT

### HIGH

### LOW

• Points	86	MICHIGAN STATE (1/21/22)	34	GREEN BAY (11/12/21)
• First-Half Points	42	3x; MR at Illinois (2/2/22)	13	PENN STATE (2/5/22)
• Second-Half Points	49	ILLINOIS ST (12/29/21)	17	INDIANA (12/8/21)
• Field Goals Made	33	at Northwestern (1/18/22)	12	GREEN BAY (11/12/21)
• Field Goal Attempts	71	at Northwestern (1/18/22)	49	2x; MR RUTGERS (2/12/22)
• Field Goal Percentage	.537 (29-54)	NEBRASKA (3/6/22)	.235 (12-51)	GREEN BAY (11/12/21)
• 3-Point Field Goals Made	10	2x; MR vs. Colgate (3/18/22)	1	vs. Michigan State (3/11/22)
• 3-Point Field Goal Attempts	30	PENN STATE (2/5/22)	11	vs. Michigan State (3/11/22)
• 3-Point Field Goal Pct. (min. 10 att.)	.583 (7-12)	RUTGERS (2/12/22)	.091 (1-11)	vs. Michigan State (3/11/22)
• Free Throws Made	22	MICHIGAN STATE (1/21/22)	3	3x; MR at Northwestern (1/18/22)
• Free Throw Attempts	28	MICHIGAN STATE (1/21/22)	4	ST. FRANCIS BROOKLYN (11/9/21)
• Free Throw Pct. (min. 10 att.)	.889 (16-18)	RUTGERS (2/12/22)	.462 (6-13)	INDIANA (12/8/21)
• Offensive Rebounds	14	INDIANA (12/8/21)	2	at Nebraska (1/27/22)
• Defensive Rebounds	41	at Ohio State (12/11/21)	15	at Minnesota (2/23/22)
• Total Rebounds	49	at Ohio State (12/11/21)	19	at Minnesota (2/23/22)
• Fouls	28	ILLINOIS ST (12/29/21)	13	vs. Colgate (3/18/22)
• Assists	21	at Illinois (2/2/22)	4	MINNESOTA (1/30/22)
• Turnovers	16	2x; MR vs. Saint Mary's (11/24/21)	6	at Minnesota (2/23/22)
• Steals	10	RUTGERS (2/12/22)	2	4x; MR vs. Colgate (3/18/22)
• Blocked Shots	7	2x; MR vs. Michigan State (3/11/22)	0	at Purdue (1/3/22)

## MISCELLANEOUS

### HIGH

### SECOND-HIGHEST

• UW's Largest Deficit Overcome in Win	22 (42-20, 1:17 1H) INDIANA (12/8/21)	16 (10-26, 12:04 1H) vs. Texas A&M (11/22/21)
• UW's Largest Deficit Overcome in Win (2nd Half/OT)	17 (42-25, 19:43 2H) INDIANA (12/8/21)	12 (42-30, 18:40 2H) NICHOLLS (12/15/21)
• UW's Largest Lead Surrendered in Loss	10 (62-52, 12:19 2H) NEBRASKA (3/6/22)	8 (2x); MR (17:43 1H) MICHIGAN STATE (1/21/22)
• UW's Largest Lead Surrendered in Loss (2nd Half/OT)	10 (62-52, 12:19 2H) NEBRASKA (3/6/22)	4 (40-36, 11:45 2H) vs. Michigan State (3/11/22)
• UW's Largest Halftime Lead	24 GREEN BAY (11/12/21)	21 ST. FRANCIS BROOKLYN (11/9/21)
• UW's Largest Halftime Deficit	17 INDIANA (12/8/21)	11 PROVIDENCE (11/15/21)
• UW's Largest Lead	45 (69-24, 5:07 2H) GREEN BAY (11/12/21)	32 (65-33, 8:33 2H) ST. FRANCIS BROOKLYN (11/9/21)
• UW's Largest Deficit	22 (42-20, 1:17 1H) INDIANA (12/8/21)	17 (83-21, 4:16 1H) MICHIGAN STATE (1/21/22)

# INDIVIDUAL SUPERLATIVES

## WISCONSIN

### HIGH

### SECOND-HIGHEST

• Points	37	Johnny Davis (at Purdue - 1/3/22)	30	2x; MR Davis (at Indiana - 2/15/22)
• First-Half Points	19	Johnny Davis (IOWA - 1/6/22)	18	Johnny Davis (Houston - 11/23/21)
• Second-Half Points	27	Johnny Davis (at Purdue - 1/3/22)	19	Johnny Davis (at Indiana - 2/15/22)
• Field Goals Made	13	Johnny Davis (at Purdue - 1/3/22)	11	2x; MR Davis (MICHIGAN - 2/20/22)
• Field Goal Attempts	24	Johnny Davis (at Purdue - 1/3/22)	23	Johnny Davis (ILLINOIS ST - 12/29/21)
• Field Goal Percentage (min. 7 made)	.875 (7-8)	Steven Crowl (ILLINOIS ST - 12/29/21)	.800 (8-10)	Brad Davison (OHIO STATE - 1/13/22)
• 3-Point Field Goals Made	6	Brad Davison (MICHIGAN ST - 1/21/22)	5	2x; MR Davison (at Nebraska - 1/27/22)
• 3-Point Field Goal Attempts	11	2x; MR Davison (Texas A&M - 11/22/21)	10	2x; MR Davis (vs. Colgate - 3/18/22)
• 3-Point Field Goal Pct. (min. 3 made)	.800 (4-5)	Johnny Davis (at N'western - 1/18/22)	.750 (3-4)	Lorne Bowman II (SF BROOKLYN - 11/9/21)
• Free Throws Made	11	Johnny Davis (at Illinois - 2/2/22)	10	Davis & Davison (at Indiana - 2/15/22)
• Free Throw Attempts	14	2x; MR Davis (at Indiana - 2/15/22)	12	2x; MR Davis (at Purdue - 1/3/22)
• Free Throw Pct. (min. 6 made)	1.000 (10-10)	Johnny Davis (at Indiana - 2/15/22)	1.000 (6-6)	4x; MR Davis (PURDUE - 3/1/22)
• Offensive Rebounds	8	Steven Crowl (ILLINOIS ST - 12/29/21)	6	2x; MR Wahl (at Minnesota - 2/23/22)
• Defensive Rebounds	13	Johnny Davis (at Purdue - 1/3/22)	12	Johnny Davis (MINNESOTA - 1/30/22)
• Total Rebounds	15	2x; MR Davis (at Illinois - 2/2/22)	14	Johnny Davis (at Purdue - 1/3/22)
• Fouls	5	6x; MR Davison (vs. Mich St - 3/11/22)	4	30x; MR Davis (vs. Mich St - 3/11/22)
• Assists	6	2x; MR Wahl (OHIO STATE - 1/13/22)	5	6x; MR Hepburn (vs. Colgate - 3/18/22)
• Turnovers	4	9x; MR Crowl (NEBRASKA - 3/6/22)	3	17x; MR Davis (vs. Mich St - 3/11/22)
• Steals	5	2x; MR Wahl (NEBRASKA - 3/6/22)	4	2x; MR Davis (Houston - 11/23/21)
• Blocked Shots	4	Tyler Wahl (Saint Mary's - 11/24/21)	3	4x; MR Davis (MICHIGAN - 2/20/22)

## OPPONENT

### HIGH

### SECOND-HIGHEST

• Points	37	Kofi Cockburn (at Illinois - 2/2/22)	33	Michael Devoe (at Georgia Tech - 12/1/21)
• First-Half Points	20	Kofi Cockburn (at Illinois - 2/2/22)	17	Michael Devoe (at Georgia Tech - 12/1/21)
• Second-Half Points	19	2x; MR Ayala (at Maryland - 1/9/22)	18	Alonzo Verge Jr. (NEBRASKA - 3/6/22)
• Field Goals Made	16	Kofi Cockburn (at Illinois - 2/2/22)	11	3x; MR Liddell (at Ohio State - 12/11/21)
• Field Goal Attempts	25	Ty Gordon (NICHOLLS - 12/15/21)	20	2x; MR Cummings (vs. Colgate - 3/18/22)
• Field Goal Percentage (min. 5 made)	.842 (16-19)	Kofi Cockburn (at Illinois - 2/2/22)	.769 (10-13)	Trayce Jackson-Davis (at Indiana - 2/15/22)
• 3-Point Field Goals Made	6	Kyler Edwards (Houston - 11/23/21)	5	3x; MR Richardson (vs. Colgate - 3/18/22)
• 3-Point Field Goal Attempts	11	Ty Gordon (NICHOLLS - 12/15/21)	10	2x; MR Richardson (vs. Colgate - 3/18/22)
• 3-Point Field Goal Pct. (min. 3 made)	.750 (6-8)	Kyler Edwards (Houston - 11/23/21)	.750 (3-4)	2x; MR Stephens (at Minnesota - 2/23/22)
• Free Throws Made	10	Trayce Jackson-Davis (at Indiana - 2/15/22)	8	2x; MR Hoggard (MICHIGAN ST - 1/21/22)
• Free Throw Attempts	14	Trayce Jackson-Davis (at Indiana - 2/15/22)	11	Sy Chatman (ILLINOIS ST - 12/29/21)
• Free Throw Pct. (min. 8 made)	.800 (8-10)	A.J. Hoggard (MICHIGAN ST - 1/21/22)	.727 (8-11)	Sy Chatman (ILLINOIS ST - 12/29/21)
• Offensive Rebounds	5	3x; MR Edey (PURDUE - 3/1/22)	4	5x; MR Harrar (PENN ST - 2/5/22)
• Defensive Rebounds	13	Kyle Young (at Ohio State - 12/11/21)	10	4x; MR Cockburn (at Illinois - 2/2/22)
• Total Rebounds	15	Manny Littles (NICHOLLS - 12/15/21)	14	Kyle Young (at Ohio State - 12/11/21)
• Fouls	5	13x; MR Verge Jr. (NEBRASKA - 3/6/22)	4	38x; MR 2 Players (vs. Mich St - 3/11/22)
• Assists	8	2x; MR Hoggard (MICHIGAN ST - 1/21/22)	7	6x; MR Walker (vs. Mich St - 3/11/22)
• Turnovers	6	Justin Lewis (MARQUETTE - 12/4/21)	5	6x; MR Verge Jr. (NEBRASKA - 3/6/22)
• Steals	6	Caleb McConnell (RUTGERS - 2/12/22)	3	6x; MR Bingham Jr. (at Michigan St - 2/8/22)
• Blocked Shots	3	6x; MR Bingham Jr. (vs. Mich St - 3/11/22)	2	19x; MR Andre (NEBRASKA - 3/6/22)

# THE LAST TIME WISCONSIN...

## Wisconsin Team

**UW ranked No. 1 in AP Top 25:** Feb. 21, 2007  
**UW ranked in AP Top 25:** No. 12 (3/6/22)  
**UW ranked in USA Today Coaches Poll:** No. 12 (3/6/22)  
**Played AP No. 1-ranked opponent:** Win vs. Villanova, 65-62 (3/18/17)  
**Defeated AP No. 1-ranked opponent:** Villanova, 65-62 (3/18/17)  
**Played AP No. 2-ranked opponent:** Win vs. Michigan, 64-54 (1/19/19)  
**Defeated opponent ranked 3-10 by AP:** Win vs. No. 8 Purdue, 70-67 (3/1/22)  
**Defeated opponent ranked 11-25 by AP:** Win at No. 17 Michigan State, 70-62 (2/8/22)  
**Defeated AP Top 25 opponent on the road:** Win at No. 17 Michigan State, 70-62 (2/8/22)

## Scoring

**Scored 20 or more points:** 25, Johnny Davis vs. Colgate (3/18/22)  
**Scored 30 or more points:** 30, Johnny Davis at Indiana (2/15/22)  
**Scored 40 or more points:** 43, Frank Kaminsky vs. North Dakota (11/19/13)  
**Two or more Badgers scored 30 points, same game:** Joe Franklin (31) and Chuck Nagle (30) vs. Purdue (3/2/68) — only other time this happened in school history was Jack Brens (31) and Ken Siebel (31) vs. Utah (12/28/62)  
**Two or more Badgers scored 20 points, same game:** Johnny Davis (25) and Brad Davison (22) vs. #14 Michigan St (1/21/22)  
**Three or more Badgers scored 20 points, same game:** Jon Leuer (24), Josh Gasser (21), Jordan Taylor (20), vs. PVAMU (11/14/10)  
**Scored 20 points in one half:** Johnny Davis (27 in 2nd Half) at #3 Purdue (1/3/22)  
**Scored 20 points/two straight games:** Johnny Davis (30 at Indiana, 2/15/22; 25 vs. Michigan, 2/20/22)  
**Scored 20 points/three straight games:** Johnny Davis (26 vs. Iowa, 1/6/22; 37 at #3 Purdue, 1/3/22; 20 vs. Illinois State, 12/29/21)  
**Scored 20 points/four straight games:** Johnny Davis (26 vs. Iowa, 1/6/22; 37 at #3 Purdue, 1/3/22; 20 vs. Illinois State, 12/29/21; 24 at #21 Ohio State, 12/11/21)  
**Scored 20 points/five straight games:** Johnny Davis (26 vs. Iowa, 1/6/22; 37 at #3 Purdue, 1/3/22; 20 vs. Illinois State, 12/29/21; 24 at #21 Ohio State, 12/11/21; 23 vs. Indiana, 12/8/21)  
**Scored 30 points/two straight games:** Michael Finley (30 at Michigan, 1/29/94; 32 vs. Michigan State, 2/2/94)  
**No Badger scored in double figures:** vs. Marquette (12/8/12)  
**One Badger scored in double figures:** 23, Johnny Davis vs. Indiana (12/8/21)  
**Four players scored in double figures:** Brad Davison (20), Chris Vogt (13), Tyler Wahl (13) and Johnny Davis (10) vs. Nebraska (3/6/22)  
**Five players scored in double figures:** Johnny Davis (25), Steven Crowl (11), Brad Davison (10), Chucky Hepburn (10), and Tyler Wahl (10) vs. Michigan (2/20/22)  
**Six players scored in double figures:** Reuvers (19), Davison (15), Ford (12), King (12), Trice (11) and Pritzl (10) vs. Green Bay (11/21/19)  
**UW Scored 70 or more points:** 73, vs. Nebraska (3/6/22)  
**UW Scored 80 or more points:** 82, at Northwestern (1/18/22)  
**UW Scored 90 or more points:** 92, vs. Arkansas-Pine Bluff (11/27/20)  
**UW Scored 100 or more points:** 101, vs. Savannah State (12/13/18)

## Field Goal Shooting

**Shot 90 percent or better (min. 10 att.):** .900 (9-10), Carlton McGee vs. Michigan (2/26/92)  
**UW shot 50 percent or better:** .517, at Minnesota (2/23/22)  
**UW shot 60 percent or better:** .603, vs. Houston Baptist (11/17/18)  
**UW shot 70 percent or better:** .744, vs. Army (12/30/79)  
**UW made 30 or more field goals:** 33, vs. Iowa (1/6/22)  
**UW made 40 or more field goals:** 42, vs. Iowa (3/9/94)  
**UW made 50 or more field goals:** Has not happened  
**UW attempted 60 or more field goals:** 62, vs. Colgate (3/18/22)  
**UW attempted 70 or more field goals:** 70, vs. Iowa (2/18/21)  
**UW attempted 80 or more field goals:** 83, vs. Northwestern (1/28/95)  
**UW attempted 100 or more field goals:** 102, vs. South Dakota (12/9/72)

## 3-Point Field Goal Shooting

**Made 5 or more 3-point field goals:** Brad Davison (5-8 3FG) at Nebraska (1/27/22)  
**UW shot 40 percent or better (min. 8 att.):** .450 (9-20), at Rutgers (2/26/22)  
**UW shot 50 percent or better (min. 8 att.):** .529 (9-17) at Northwestern (1/18/22)  
**UW shot 60 percent or better (min. 8 att.):** .640 (16-25), vs. Louisville (12/19/20)  
**UW shot 70 percent or better (min. 8 att.):** .727, at Indiana (2/25/10)  
**UW shot 80 percent or better (min. 8 att.):** .889, vs. North Dakota St. (12/10/86)  
**UW shot 90 percent or better (min. 8 att.):** .900, at Illinois (1/25/97)  
**UW made 10 or more 3-point field goals:** 11, at Rutgers (2/26/22)  
**UW made 15 or more 3-point field goals:** 16, vs. Louisville (12/19/20)  
**UW attempted 30 or more 3-point field goals:** 31, vs. Illinois (2/27/21)  
**UW attempted 40 or more 3-point field goals:** 40, vs. Temple (12/3/01)

## Double-Double / Triple-Double

**Had a triple-double:** Ethan Happ (13 pts, 12 reb, 11 ast) vs. Northwestern (1/26/19)  
**Had a double-double (Pts/Reb):** Johnny Davis (11 pts, 11 reb) vs. Michigan State (3/11/22)  
**Had a double-double (Pts/Ast):** Ethan Happ (10 p, 11 r, 12a) vs. Coppin St. (11/6/18)  
**Had a double-double (Ast/Reb):** Ethan Happ (10p, 11r, 12a) vs. Coppin St. (11/6/18)  
**Had a double-double in consecutive games:** Johnny Davis (1/30/21 and 2/2/22)  
**Two with double-double:** Potter (24 p, 13 r) & Davison (11 p, 13 r) at Penn State (1/11/20)

## Free Throw Shooting

**Perfect at the FT line (min. 10 att.):** 10-10, Brad Davison at Indiana (2/15/22)  
**UW shot 80 percent or better (min. 12 att.):** .800 (20-25), vs. Nebraska (3/6/22)  
**UW shot 90 percent or better (min. 12 att.):** .900 (19-21), vs. Green Bay (11/12/21)  
**UW shot 100 percent (min. 12 att.):** 15-15, vs. Nebraska (12/22/20)  
**UW made 20 or more free throws:** 20, vs. Nebraska (3/6/22)  
**UW made 30 or more free throws:** 30, vs. Minnesota (2/13/14)  
**UW made 40 or more free throws:** 40, vs. Minnesota (1/12/53)  
**UW attempted 30 or more free throws:** 32, vs. Illinois State (12/29/21)  
**UW attempted 40 or more free throws:** 42, at Illinois (2/3/13)  
**UW attempted 50 or more free throws:** 50, at Indiana (2/12/62)  
**UW attempted 60 or more free throws:** 61, at Michigan (2/21/53)

## Rebounds

**Had 10+ rebounds:** 11, Johnny Davis vs. Michigan State (3/11/22)  
**Had 15+ rebounds:** 15, Johnny Davis vs. Minnesota (1/30/22)  
**Had 20+ rebounds:** 25, Joe Chrnlich vs. St. Mary's (12/2/76)  
**Had 30+ rebounds:** 30, Paul Morrow vs. Purdue (1/3/53)  
**Had 10+ reb. in consecutive games:** Johnny Davis, Two Straight (1/30/21, 2/2/22)  
**UW had 40+ rebounds:** 47, at Nebraska (1/27/22)  
**UW had 50+ rebounds:** 50, vs. Green Bay (11/12/21)

## Assists

**Had 10 or more assists:** 11, Ethan Happ vs. Northwestern (1/26/19)  
**Had 15 or more assists:** Has not happened  
**UW had 20 or more assists:** 22, vs. Louisville (12/19/20)  
**UW had 30 or more assists:** 30, vs. Iowa (3/9/94)

## Blocked Shots

**Had 5 or more blocked shots:** 9 Nate Reuvers vs. Eastern Illinois (11/8/19)  
**Had 10 or more blocked shots:** Has not happened  
**UW had 10 or more blocked shots:** 10 vs. Eastern Illinois (11/25/20)  
**UW had 15 or more blocked shots:** Has not happened

## Steals

**Had 5 or more steals:** 5, Tyler Wahl vs. #8 Purdue (3/1/22)  
**Had 10 or more steals:** 10, Mike Kelley vs. Texas (12/7/99)  
**UW had 10 or more steals:** 10, vs. Green Bay (11/12/21)  
**UW had 15 or more steals:** 16, (2x) MR vs. California (12/2/12)

## Turnovers

**UW had 1 or fewer turnovers:** 1, vs. Iowa (1/20/15)  
**UW had 5 or fewer turnovers:** 5, vs. Colgate (3/18/22)  
**UW had 0 turnovers in a half:** 0 in 1H, vs. Arkansas-Pine Bluff (11/27/20)  
**Opponent committed 15 or more turnovers:** 16, vs. Saint Mary's (11/24/21)  
**Opponent committed 20 or more turnovers:** 20, vs. Illinois (2/27/21)

## Overtime

**Won a game in overtime:** 2OT vs. Indiana (80-73), 1/7/21  
**Lost a game in overtime:** vs. Saint Mary's (65-63), 11/5/19  
**Played a 2-overtime game:** win vs. Indiana (80-73), 1/7/21  
**Played a 3-overtime game:** loss vs. Indiana (85-86), 2/16/87  
**Played in consecutive OT games:** (3) vs. Iowa (2/6/13), vs. Mich. (2/9/13), at Minn. (2/14/13)

## Miscellaneous

**Hit a buzzer beater:** vs. Xavier, 3/20/16 (Bronson Koenig hits 3PT in corner, UW 66-63)  
**Won after trailing by at least 10 pts in second half:** 17 vs. Indiana, 12/8/21 (down 42-25, 19:43 remaining - won 64-59)  
**Won after trailing by at least 15 pts in second half:** 17 vs. Indiana, 12/8/21 (down 42-25, 19:43 remaining - won 64-59)  
**UW scored 10 straight points or more:** 10-0 (3:54 2H) vs. Colgate (3/18/22)  
**UW scored 15 straight points or more:** 16-0 (16:14 - 10:57 2H) vs. Nicholls (12/15/21)  
**UW held opp. scoreless 5:00 or longer:** 10:24 (17:26 - 7:02 1H) vs. Penn State (2/5/22)  
**UW held opp. scoreless for 8:00 or longer:** 10:24 (17:26 - 7:02 1H) vs. Penn State (2/5/22)

## WISCONSIN ALL-TIME RESULTS IN THE NCAA TOURNAMENT

Year	Date	Region	Round	Site	UW Seed	Opponent	W/L	Score
<b>1941</b>	March 21	East	Regional Semifinal	Madison, Wis.		Dartmouth	W	51-50
	March 22	East	Regional Final	Madison, Wis.		Pittsburgh	W	36-30
	March 29	East	Championship	Kansas City, Mo.		Washington St.	W	39-34
<b>1947</b>	March 20	East	Regional Semifinal	New York, N.Y.		CCNY	L	56-70
	March 22	East	Regional Consolation	New York, N.Y.		Navy	W	50-49
<b>1994</b>	March 17	West	First	Ogden, Utah	No. 9	(8) Cincinnati	W	80-72
	March 19	West	Second	Ogden, Utah	No. 9	(1) Missouri	L	96-109
<b>1997</b>	March 14	East	First	Pittsburgh, Pa.	No. 7	(10) Texas	L	58-71
<b>1999</b>	March 12	East	First	Charlotte, N.C.	No. 5	(12) SW Missouri St.	L	32-43
<b>2000</b>	March 16	West	First	Salt Lake City, Utah	No. 8	(9) Fresno State	W	66-56
	March 18	West	Second	Salt Lake City, Utah	No. 8	(1) Arizona	W	66-59
	March 23	West	Sweet 16	Albuquerque, N.M.	No. 8	(4) LSU	W	61-48
	March 25	West	Elite Eight	Albuquerque, N.M.	No. 8	(6) Purdue	W	64-60
	April 1	West	Final Four	Indianapolis, Ind.	No. 8	(1) Michigan State	L	41-53
<b>2001</b>	March 15	West	First	Boise, Idaho	No. 6	(11) Georgia State	L	49-50
<b>2002</b>	March 15	East	First	Washington, D.C.	No. 8	(9) St. John's	W	80-70
	March 17	East	Second	Washington, D.C.	No. 8	(1) Maryland	L	57-87
<b>2003</b>	March 20	Midwest	First	Spokane, Wash.	No. 5	(12) Weber State	W	81-74
	March 22	Midwest	Second	Spokane, Wash.	No. 5	(13) Tulsa	W	61-60
	March 27	Midwest	Sweet 16	Minneapolis, Minn.	No. 5	(1) Kentucky	L	57-63
<b>2004</b>	March 19	East Rutherford	First	Milwaukee, Wis.	No. 6	(11) Richmond	W	76-64
	March 21	East Rutherford	Second	Milwaukee, Wis.	No. 6	(3) Pittsburgh	L	55-59
<b>2005</b>	March 18	Syracuse	First	Oklahoma City, Okla.	No. 6	(11) Northern Iowa	W	57-52
	March 20	Syracuse	Second	Oklahoma City, Okla.	No. 6	(14) Bucknell	W	71-62
	March 25	Syracuse	Sweet 16	Syracuse, N.Y.	No. 6	(10) N.C. State	W	65-56
	March 27	Syracuse	Elite Eight	Syracuse, N.Y.	No. 6	(1) North Carolina	L	82-88
<b>2006</b>	March 17	Minneapolis	First	Philadelphia, Pa.	No. 9	(8) Arizona	L	75-94
<b>2007</b>	March 16	Midwest	First	Chicago, Ill.	No. 2	(15) Texas A&M-CC	W	76-63
	March 18	Midwest	Second	Chicago, Ill.	No. 2	(7) UNLV	L	68-74
<b>2008</b>	March 20	Midwest	First	Omaha, Neb.	No. 3	(14) Cal State Fullerton	W	71-56
	March 22	Midwest	Second	Omaha, Neb.	No. 3	(11) Kansas State	W	72-55
	March 28	Midwest	Sweet 16	Detroit, Mich.	No. 3	(10) Davidson	L	56-73
<b>2009</b>	March 20	East	First	Boise, Idaho	No. 12	(5) Florida State	W	61-59 (ot)
	March 22	East	Second	Boise, Idaho	No. 12	(4) Xavier	L	49-60
<b>2010</b>	March 19	East	First	Jacksonville, Fla.	No. 4	(13) Wofford	W	53-49
	March 21	East	Second	Jacksonville, Fla.	No. 4	(12) Cornell	L	69-87
<b>2011</b>	March 17	Southeast	Second	Tucson, Ariz.	No. 4	(13) Belmont	W	74-66
	March 19	Southeast	Third	Tucson, Ariz.	No. 4	(5) Kansas State	W	70-65
	March 24	Southeast	Sweet 16	New Orleans, La.	No. 4	(8) Butler	L	54-61
<b>2012</b>	March 15	East	Second	Albuquerque, N.M.	No. 4	(13) Montana	W	73-49
	March 17	East	Third	Albuquerque, N.M.	No. 4	(5) Vanderbilt	W	60-57
	March 22	East	Sweet 16	Boston, Mass.	No. 4	(1) Syracuse	L	63-64
<b>2013</b>	March 15	West	Second	Kansas City, Mo.	No. 5	(12) Ole Miss	L	46-57
<b>2014</b>	March 20	West	Second	Milwaukee, Wis.	No. 2	(15) American	W	75-35
	March 22	West	Third	Milwaukee, Wis.	No. 2	(7) Oregon	W	85-77
	March 27	West	Sweet 16	Anaheim, Calif.	No. 2	(6) Baylor	W	69-52
	March 29	West	Elite Eight	Anaheim, Calif.	No. 2	(1) Arizona	W	64-63 (ot)
	April 5	West	Final Four	Arlington, Texas	No. 2	(8) Kentucky	L	73-74
<b>2015</b>	March 20	West	Second	Omaha, Neb.	No. 1	(16) Coastal Carolina	W	86-72
	March 22	West	Third	Omaha, Neb.	No. 1	(8) Oregon	W	72-65
	March 26	West	Sweet 16	Los Angeles, Calif.	No. 1	(4) North Carolina	W	79-72
	March 28	West	Elite Eight	Los Angeles, Calif.	No. 1	(2) Arizona	W	85-78
	April 4	West	Final Four	Indianapolis, Ind.	No. 1	(1) Kentucky	W	71-64
	April 6	West	Championship	Indianapolis, Ind.	No. 1	(1) Duke	L	68-63
<b>2016</b>	March 18	East	First	St. Louis, Mo.	No. 7	(10) Pittsburgh	W	47-43
	March 20	East	Second	St. Louis, Mo.	No. 7	(2) Xavier	W	66-63
	March 25	East	Sweet 16	Philadelphia, Pa.	No. 7	(6) Notre Dame	L	61-56
<b>2017</b>	March 16	East	First	Buffalo, N.Y.	No. 8	(9) Virginia Tech	W	84-74
	March 18	East	Second	Buffalo, N.Y.	No. 8	(1) Villanova	W	65-62
	March 24	East	Sweet 16	New York, N.Y.	No. 8	(4) Florida	L	84-83 (ot)
<b>2019</b>	March 22	South	First	San Jose, Calif.	No. 5	(12) Oregon	L	54-72
<b>2021</b>	March 19	South	First	West Lafayette, Ind.	No. 9	(8) North Carolina	W	85-62
	March 21	South	Second	Indianapolis, Ind.	No. 9	(1) Baylor	L	63-76
<b>2022</b>	March 18	Midwest	First	Milwaukee, Wis.	No. 3	(14) Colgate	W	67-60

## WISCONSIN NCAA TOURNAMENT GAME-BY-GAME STATISTICS (1994-2021)

Opponent	Date	Round	W/L	Score	TOTAL			3-PTRS			FT	FTA	Pct	REBOUNDS			PF	A	TO	Blk	Stl
					FG	FGA	Pct	3FG	FGA	Pct				Off	Def	Tot					
1994																					
(8) Cincinnati	3/17/94	Round of 64	W	80-72	25	55	.455	8	22	.364	22	29	.759	14	26	40	16	15	16	2	9
(1) Missouri	3/19/94	Round of 32	L	96-109	28	67	.418	15	37	.405	25	35	.714	18	16	34	27	14	11	4	5
1997																					
(10) Texas	3/14/97	Round of 64	L	58-71	18	46	.391	3	14	.214	19	29	.655	--	--	35	22	15	17	2	5
1999																					
(12) Missouri State	3/12/99	Round of 64	L	32-43	12	47	.255	2	16	.125	6	7	.857	4	16	20	17	8	8	0	5
2000																					
(9) Fresno State	3/16/00	Round of 64	W	66-56	25	63	.397	12	29	.414	4	7	.571	16	21	37	9	18	8	2	13
(1) Arizona	3/18/00	Round of 32	W	66-59	22	45	.489	5	15	.333	17	20	.850	6	20	26	22	11	12	6	10
(4) Louisiana State	3/23/00	Sweet 16	W	61-48	21	55	.382	6	19	.316	13	18	.722	5	25	30	17	15	9	1	11
(6) Purdue	3/25/00	Elite Eight	L	65-92	22	47	.468	7	16	.438	13	24	.542	13	22	35	21	14	15	1	6
(1) Michigan State	4/01/00	Final Four	L	41-53	15	43	.349	4	13	.308	7	11	.636	2	18	20	19	8	11	4	2
2001																					
(11) Georgia State	3/15/01	Round of 64	L	49-50	17	43	.395	3	12	.250	12	20	.600	6	26	32	15	4	12	0	6
2002																					
(9) St. John's	3/15/02	Round of 64	W	80-70	21	44	.477	9	15	.600	29	40	.725	7	22	29	18	14	9	0	8
(1) Maryland	3/17/02	Round of 32	L	57-87	21	59	.356	5	19	.263	10	14	.714	12	20	32	19	11	14	4	6
2003																					
(12) Weber State	3/20/03	Round of 64	W	81-74	31	58	.534	6	16	.375	13	22	.591	10	24	34	16	16	9	2	7
(13) Tulsa	3/22/03	Round of 32	W	61-60	22	57	.386	6	22	.273	11	17	.647	10	22	32	11	12	5	3	5
(1) Kentucky	3/27/03	Sweet 16	L	57-63	19	45	.422	8	21	.381	11	16	.688	7	19	26	20	9	15	1	7
2004																					
(11) Richmond	3/19/04	Round of 64	W	76-64	25	51	.490	8	18	.444	18	24	.750	11	18	29	11	14	9	3	7
(3) Pittsburgh	3/21/04	Round of 32	L	55-59	17	48	.354	8	18	.444	13	17	.765	7	24	31	20	9	13	3	4
2005																					
(11) Northern Iowa	3/18/05	Round of 64	W	57-52	20	48	.417	11	26	.423	6	10	.600	5	25	30	13	14	8	2	3
(14) Bucknell	3/20/05	Round of 32	W	71-62	21	46	.457	7	17	.412	22	29	.759	8	22	30	12	14	7	1	5
(10) NC State	3/25/05	Sweet 16	W	65-56	21	42	.500	4	10	.400	19	25	.760	4	31	35	14	7	18	0	2
(1) North Carolina	3/27/05	Elite Eight	L	82-88	30	61	.492	11	24	.458	11	13	.846	10	19	29	17	17	12	0	5
2006																					
(8) Arizona	3/17/06	Round of 64	L	75-94	35	59	.593	5	10	.500	19	23	.826	11	25	36	19	19	9	6	9
2007																					
(15) Texas A&M-CC	3/16/07	Round of 64	W	76-63	22	55	.400	7	20	.350	25	30	.833	11	23	34	21	13	10	4	8
(7) UNLV	3/18/07	Round of 32	L	68-74	21	51	.412	5	21	.238	21	27	.778	7	24	31	21	14	8	1	6
2008																					
(14) Cal State Fullerton	3/20/08	Round of 64	W	71-56	25	59	.424	3	16	.188	18	25	.720	18	32	50	11	13	17	7	8
(11) Kansas State	3/22/08	Round of 32	W	72-55	24	46	.522	9	22	.409	15	24	.625	4	22	26	18	10	10	0	3
(10) Davidson	3/28/08	Sweet 16	L	56-73	17	46	.370	8	23	.348	14	21	.667	14	17	31	13	9	12	3	2
2009																					
(5) Florida State	3/20/09	Round of 64	W OT	61-59	22	54	.407	9	27	.333	8	12	.667	5	21	26	16	10	9	2	4
(4) Xavier	3/22/09	Round of 32	L	49-60	16	56	.286	3	20	.150	14	17	.824	7	23	30	23	5	7	2	5
2010																					
(13) Wofford	3/19/10	Round of 64	W	53-49	20	54	.370	1	9	.111	12	19	.632	10	20	30	14	3	4	0	7
(12) Cornell	3/21/10	Round of 32	L	69-87	24	49	.490	8	25	.320	13	17	.765	8	13	21	16	13	10	1	6
2011																					
(13) Belmont	3/17/11	Round of 64	W	72-58	20	40	.500	12	22	.545	20	25	.800	6	27	33	17	13	13	2	3
(5) Kansas State	3/19/11	Round of 32	W	70-65	21	50	.420	9	20	.450	19	23	.826	10	20	30	18	12	5	2	4
(8) Butler	3/24/11	Sweet 16	L	54-61	17	56	.304	7	29	.241	13	19	.684	12	19	31	20	9	11	3	7
2012																					
(13) Montana	3/15/12	Round of 64	W	73-49	23	48	.479	10	19	.526	17	19	.895	11	26	37	15	15	10	8	3
(5) Vanderbilt	3/17/12	Round of 32	W	60-57	23	55	.418	10	33	.303	4	8	.500	10	20	30	16	13	8	1	4
(1) Syracuse	3/22/12	Sweet 16	L	63-64	21	49	.429	14	27	.519	7	12	.583	8	17	25	12	15	6	2	2
2013																					
(12) Ole Miss	3/22/13	Round of 64	L	46-57	15	59	.254	7	30	.233	9	13	.692	15	25	40	16	10	11	7	7
2014																					
(15) American	3/20/14	Round of 64	W	75-35	26	52	.500	10	23	.435	13	14	.929	6	25	31	15	13	7	1	9
(7) Oregon	3/22/14	Round of 32	W	85-77	29	60	.483	11	28	.393	16	25	.640	14	22	36	17	15	8	1	1
(6) Baylor	3/27/14	Sweet 16	W	69-52	26	50	.520	6	16	.375	11	20	.550	8	31	39	16	18	10	6	1
(1) Arizona	3/29/14	Elite Eight	W OT	64-63	24	61	.393	6	17	.353	10	12	.833	13	25	38	15	11	8	0	3
(8) Kentucky	4/05/14	Final Four	L	73-74	23	50	.460	8	20	.400	19	20	.950	6	21	27	18	11	8	3	4
2015																					
(16) Coastal Carolina	3/20/15	Round of 64	W	86-72	33	61	.541	11	27	.407	9	12	.750	12	24	36	11	14	9	1	5
(8) Oregon	3/22/15	Round of 32	W	72-65	22	51	.431	7	23	.304	21	29	.724	10	22	32	13	11	6	3	3
(4) North Carolina	3/26/15	Sweet 16	W	79-72	26	56	.464	7	21	.333	20	23	.870	12	23	35	18	13	5	0	3
(2) Arizona	3/28/15	Elite Eight	W	85-78	25	45	.556	12	18	.667	23										



# OPPONENT NCAA TOURNAMENT GAME-BY-GAME STATISTICS (1994-2021)

Opponent	Date	Round	W/L	Score	TOTAL			3-PTRS			FT	FTA	Pct	REBOUNDS			PF	A	TO	Blk	Stl
					FG	FGA	Pct	3FG	FGA	Pct				Off	Def	Tot					
<b>1994</b>																					
(8) Cincinnati	3/17/94	Round of 64	W	80-72	24	63	.381	5	19	.263	19	22	.864	18	16	38	24	8	13	4	14
(1) Missouri	3/19/94	Round of 32	L	96-109	34	50	.680	12	19	.632	29	39	.744	4	25	29	25	20	14	2	4
<b>1997</b>																					
(10) Texas	3/14/97	Round of 64	L	58-71	24	63	.381	5	19	.263	19	22	.864	--	--	38	24	8	13	4	14
<b>1999</b>																					
(12) Missouri State	3/12/99	Round of 64	L	32-43	13	33	.394	3	6	.500	14	17	.824	5	32	37	14	8	18	2	4
<b>2000</b>																					
(9) Fresno State	3/16/00	Round of 64	W	66-56	24	48	.500	6	14	.429	2	3	.667	4	25	29	13	13	17	5	5
(1) Arizona	3/18/00	Round of 32	W	66-59	20	51	.392	5	19	.263	14	22	.636	17	20	37	19	12	17	4	8
(4) Louisiana State	3/23/00	Sweet 16	W	61-48	17	47	.362	5	21	.238	9	12	.750	7	33	40	18	6	23	2	7
(6) Purdue	3/25/00	Elite Eight	L	65-92	21	53	.396	7	23	.304	11	17	.647	13	20	33	21	10	13	3	4
(1) Michigan State	4/01/00	Final Four	L	41-53	16	46	.348	2	14	.143	19	23	.826	14	28	42	18	4	14	3	3
<b>2001</b>																					
(11) Georgia State	3/15/01	Round of 64	L	49-50	20	53	.377	5	23	.217	5	8	.625	8	25	33	16	9	12	1	7
<b>2002</b>																					
(9) St. John's	3/15/02	Round of 64	W	80-70	24	56	.429	7	24	.292	15	19	.789	11	22	33	29	11	13	1	4
(1) Maryland	3/17/02	Round of 32	L	57-87	32	62	.516	8	16	.500	15	18	.833	13	28	41	14	17	10	5	9
<b>2003</b>																					
(12) Weber State	3/20/03	Round of 64	W	81-74	29	71	.408	7	24	.292	9	15	.600	22	21	43	20	9	10	0	4
(13) Tulsa	3/22/03	Round of 32	W	61-60	26	59	.441	3	11	.273	5	5	1.000	11	30	41	16	12	11	3	1
(1) Kentucky	3/27/03	Sweet 16	L	57-63	24	49	.490	1	5	.200	14	24	.583	12	21	33	17	9	14	4	10
<b>2004</b>																					
(11) Richmond	3/19/04	Round of 64	W	76-64	25	54	.463	7	16	.438	7	13	.538	13	16	29	19	17	14	3	8
(3) Pittsburgh	3/21/04	Round of 32	L	55-59	21	59	.356	2	10	.200	15	19	.789	15	25	40	17	10	9	3	7
<b>2005</b>																					
(11) Northern Iowa	3/18/05	Round of 64	W	57-52	22	53	.415	4	17	.235	4	8	.500	8	27	35	15	8	8	2	4
(14) Bucknell	3/20/05	Round of 32	W	71-62	23	50	.460	5	15	.333	11	14	.786	7	22	29	24	13	10	2	4
(10) NC State	3/25/05	Sweet 16	W	65-56	19	50	.380	9	22	.409	9	13	.692	2	19	21	25	12	13	5	10
(1) North Carolina	3/27/05	Elite Eight	L	82-88	34	64	.531	5	16	.313	15	18	.833	12	22	34	16	21	9	5	5
<b>2006</b>																					
(8) Arizona	3/17/06	Round of 64	L	75-94	35	59	.593	5	10	.500	19	23	.826	11	25	36	19	19	9	6	9
<b>2007</b>																					
(15) Texas A&M-CC	3/16/07	Round of 64	W	76-63	20	46	.435	6	12	.500	17	25	.680	7	27	34	26	16	17	5	5
(7) UNLV	3/18/07	Round of 32	L	68-74	24	52	.462	10	20	.500	16	20	.800	6	27	33	22	12	9	2	3
<b>2008</b>																					
(14) Cal State Fullerton	3/20/08	Round of 64	W	71-56	21	58	.362	7	21	.333	7	13	.538	7	20	27	25	7	14	0	9
(11) Kansas State	3/22/08	Round of 32	W	72-55	21	53	.396	0	13	.000	13	16	.813	12	24	36	23	4	13	1	4
(10) Davidson	3/28/08	Sweet 16	L	56-73	26	53	.491	12	24	.500	9	12	.750	11	17	28	19	18	7	0	9
<b>2009</b>																					
(5) Florida State	3/20/09	Round of 64	W OT	61-59	20	46	.435	4	13	.308	15	18	.833	4	29	33	16	6	15	4	6
(4) Xavier	3/22/09	Round of 32	L	49-60	18	46	.391	6	14	.429	18	26	.692	7	30	37	20	12	14	5	4
<b>2010</b>																					
(13) Wofford	3/19/10	Round of 64	W	53-49	20	48	.417	3	7	.429	6	13	.462	11	26	37	15	7	11	2	1
(12) Cornell	3/21/10	Round of 32	L	69-87	33	54	.611	8	15	.533	13	16	.813	9	20	29	14	14	8	1	8
<b>2011</b>																					
(13) Belmont	3/17/11	Round of 64	W	72-58	18	49	.367	6	22	.273	16	22	.727	6	16	22	21	12	7	0	7
(5) Kansas State	3/19/11	Round of 32	W	70-65	22	48	.458	6	12	.500	15	22	.682	10	22	32	22	7	8	0	3
(8) Butler	3/24/11	Sweet 16	L	54-61	19	45	.422	5	18	.278	18	26	.692	10	27	37	19	7	14	2	8
<b>2012</b>																					
(13) Montana	3/15/12	Round of 64	W	73-49	18	47	.383	3	9	.333	10	15	.667	5	16	21	16	8	8	2	8
(5) Vanderbilt	3/17/12	Round of 32	W	60-57	20	46	.435	5	19	.263	12	16	.750	9	26	35	17	8	12	3	4
(1) Syracuse	3/22/12	Sweet 16	L	63-64	27	49	.551	5	9	.556	5	9	.556	7	19	26	13	5	6	1	4
<b>2013</b>																					
(12) Ole Miss	3/22/13	Round of 64	L	46-57	22	57	.386	3	15	.200	10	16	.625	12	31	43	12	8	10	6	6
<b>2014</b>																					
(15) American	3/20/14	Round of 64	W	75-35	11	37	.297	4	15	.267	9	15	.600	4	20	24	16	8	17	0	5
(7) Oregon	3/22/14	Round of 32	W	85-77	24	49	.490	8	18	.444	21	23	.913	3	23	26	23	9	8	1	5
(6) Baylor	3/27/14	Sweet 16	W	69-52	18	57	.316	2	15	.133	14	18	.778	11	22	33	16	10	6	3	5
(1) Arizona	3/29/14	Elite Eight	W OT	64-63	23	58	.397	5	12	.417	12	17	.706	13	26	39	17	8	7	5	2
(8) Kentucky	4/05/14	Final Four	L	73-74	29	58	.500	2	5	.400	14	21	.667	11	21	32	17	9	4	1	4
<b>2015</b>																					
(16) Coastal Carolina	3/20/15	Round of 64	W	86-72	28	58	.483	7	12	.583	9	11	.818	7	18	25	14	9	6	1	8
(8) Oregon	3/22/15	Round of 32	W	72-65	26	59	.441	8	19	.421	5	7	.714	10	24	34	20	13	8	4	3
(4) North Carolina	3/26/15	Sweet 16	W	79-72	26	56	.464	8	13	.615	12	18	.667	9	19	28	20	12	4	1	3
(2) Arizona	3/28/15	Elite Eight	W	85-78	24	43	.558	2	6	.333	28	30	.933	3	19	22	22	8	10	1	5
(1) Kentucky	4/4/16	Final Four	W	71-64	26	54	.481	3	5	.600	9	10	.900	6	16	22	20	7	6	4	5
(1) Duke	4/6/16	Championship	L	63-68	24	51	.471	4	11	.364	16	20	.800	6	27	33	13	7	5	6	4
<b>2016</b>																					
(10) Pittsburgh	3/18/16	Round of 64	W	47-43	18	48	.375	3	11	.273	4	7	.571	7	29	36	19	6	10	3	3
(2) Xavier	3/20/16	Round of 32	W	66-63	22	54	.407	5	16	.313	14	21	.667	5	31	36	17	10	8	1	8
(6) Notre Dame	3/25/16	Sweet 16	L	56-61	22	55	.400	4	13	.308	13	14	.929	11	21	32	9	13	12	6	10
<b>2017</b>																					
(9) Virginia Tech	3/16/17	Round of 64	W	84-74	23	49	.469	7	17	.412	21	26	.808	6	19	25	18	14	10	2	3
(1) Villanova	3/18/17	Round of 32	W	65-62	21	51	.412	5	16	.313	15	21	.714	11	19	30	16	5	8	1	8
(4) Florida	3/24/17	Sweet 16	L OT	83-84	28	62	.452	8	22	.364	20	28	.714	14	20	34	24	10	12	7	4
<b>2019</b>																					
(12) Oregon	3/22/19	Round of 64	L	54-72	28	51	.549	7	15	.467	9	11	.818	6	28	34	14	12	12	5	6

## UW NCAA TOURNAMENT INDIVIDUAL SINGLE-GAME RECORDS

### Points

1. 36 Michael Finley vs. Missouri, 3/19/94
2. 29 Frank Kaminsky vs. Arizona, 3/28/15
- 29 Brad Davison vs. North Carolina, 3/19/21**
4. 28 Bronson Koenig vs. Virginia Tech, 3/16/17
- 28 Frank Kaminsky vs. Arizona, 3/29/14
6. 27 3x; MR Sam Dekker vs. Arizona, 3/28/15
- 27 Frank Kaminsky vs. Coastal Carolina, 3/20/15
- 27 Tracy Webster vs. Missouri, 3/19/94

### Field Goals

1. 11 Frank Kaminsky vs. Arizona, 3/29/14
2. 10 Bobby Cook vs. Navy, 3/22/47
- 10 Tracy Webster vs. Missouri, 3/19/94
- 10 Frank Kaminsky vs. Coastal Carolina, 3/20/15
- 10 Sam Dekker vs. North Carolina, 3/26/15
- 10 Brad Davison vs. North Carolina, 3/19/21**

### Field Goal Attempts

1. 22 John Kotz vs. Washington State, 3/29/41
2. 21 Gene Englund vs. Dartmouth, 3/21/41
- 21 Bronson Koenig vs. Virginia Tech, 3/16/17
- 4. 20 Johnny Davis vs. Colgate, 3/18/22**
- 20 Tracy Webster vs. Missouri, 3/19/94
- 20 Frank Kaminsky vs. Arizona, 3/29/14
- 20 Frank Kaminsky vs. Arizona, 3/28/15

### Field Goal Percentage (min 10 att.)

1. .727 Frank Kaminsky (8-11) vs. Baylor, 3/27/14
- .727 Sam Dekker (8-11) vs. Arizona, 3/28/15
3. .714 Frank Kaminsky (10-14) vs. C. Carolina, 3/20/15
4. .700 Ethan Happ (7-10) vs. Xavier, 3/20/16
5. .666 Jon Leuer (8-12) vs. Cornell, 3/21/10
- .666 Sam Dekker (10-15) vs. North Carolina, 3/26/15
- .666 Brad Davison (10-15) vs. North Carolina, 3/19/21**

### 3-point Field Goals

1. 8 Bronson Koenig vs. Virginia Tech, 3/16/17
2. 7 2x; MR Jon Bryant vs. Fresno State, 3/16/00

### 3-Point Field Goal Attempts

1. 17 Bronson Koenig vs. Virginia Tech, 3/16/17
2. 13 Tracy Webster vs. Missouri, 3/19/94
3. 12 Bronson Koenig vs. Xavier, 3/20/16
4. 11 Jon Bryant vs. Fresno State, 3/16/00
- 11 Duany Duany vs. Fresno State, 3/16/00
- 6. 10 9x; MR Johnny Davis vs. Colgate, 3/18/22**

### 3-Point Field Goal Pct. (min 6 att.)

1. .833 Sam Dekker (5-6) vs. Arizona, 3/28/15
2. .714 Kirk Penney (5-7) vs. Kentucky, 3/27/03
- .714 Brad Davison (5-7) vs. N. Carolina, 3/19/21**
4. .636 Jon Bryant (7-11) vs. Fresno State, 3/16/00
5. .635 Clayton Hanson (5-8) vs. N. Carolina, 3/27/05
6. .571 Ben Brust (4-7) vs. American, 3/20/14
- .571 Kamron Taylor (4-7) vs. Arizona, 3/17/06

### Free Throws

1. 15 Alando Tucker vs. Bucknell, 3/20/05
2. 13 Michael Finley vs. Missouri, 3/19/94
3. 12 Rashard Griffith vs. Cincinnati, 3/17/94
4. 11 Trévon Hughes vs. Xavier, 3/22/09
5. 10 Frank Kaminsky vs. Arizona, 3/28/15

### Free Throw Attempts

1. 18 Alando Tucker vs. Bucknell, 3/20/05
2. 14 4x; MR Nigel Hayes vs. Florida, 3/24/17
- 14 Alando Tucker vs. Arizona, 3/17/06
- 14 Michael Finley vs. Missouri, 3/19/94
- 14 Rashard Griffith vs. Cincinnati, 3/17/94
5. 13 2x; MR Trevon Hughes vs. Xavier, 3/22/09
- 13 Alando Tucker vs. UNLV, 3/18/07

### Free Throw Percentage (min 10 att.)

1. .929 Michael Finley (13-14) vs. Missouri, 3/19/94
2. .900 Alando Tucker (9-10) vs. Tex. A&M-CC, 3/16/07
3. .857 Rashard Griffith (12-14) vs. Cincinnati, 3/17/94
4. .846 Trévon Hughes (11-13) vs. Xavier, 3/22/09
5. .833 Frank Kaminsky (10-12) vs. Arizona, 3/28/15

### Rebounds

1. 15 Rashard Griffith vs. Cincinnati, 3/17/94
2. 14 Andy Kowske vs. Fresno State, 3/16/00
3. 12 5x; MR Ethan Happ vs. Notre Dame, 3/25/16
- 12 Frank Kaminsky vs. Duke, 4/16/15
- 12 Frank Kaminsky vs. Coastal Carolina, 3/20/15
- 12 Marcus Landry vs. Cal St. Fullerton, 3/20/08
- 12 Andy Kowske vs. Arizona, 3/18/00

### Assists

1. 7 Tracy Webster vs. Missouri, 3/19/94
2. 6 9x; MR Jordan Taylor vs. Montana, 3/15/12

### Steals

1. 6 Mike Kelley vs. Fresno State, 3/16/00
2. 5 3x; MR Devin Harris vs. Weber State, 3/20/03
- 5 Mike Kelley vs. LSU, 3/23/00
- 5 Mike Kelley vs. Arizona, 3/18/00
5. 4 4x; MR Zak Showalter vs. Florida, 3/24/17

### Blocked Shots

1. 7 Jared Berggren vs. Montana, 3/15/12
2. 6 Frank Kaminsky vs. Baylor, 3/27/14
3. 4 Andy Kowske vs. Michigan State, 4/1/00
- 4 Nate Reuvers vs. North Carolina, 3/19/21**
5. 3 5x; MR Micah Potter vs. Baylor, 3/21/21

## UW NCAA TOURNAMENT INDIVIDUAL CAREER RECORDS

### Games Played

1. Nigel Hayes (2014-17) 17
- Bronson Koenig (2014-17) 17
- Josh Gasser (2011-15) 17
4. Frank Kaminsky (2012-15) 15
5. Dujie Dukan (2011-15) 13
6. Vitto Brown (2014-17) 12
- Sam Dekker (2013-15) 12
- Traevon Jackson (2012-15) 12
9. Zak Showalter (2014-17) 11
- Mike Wilkinson (2002-05) 11
- Kirk Penney (2000-03) 11
12. Jordan Taylor (2009-12) 10
- Jon Leuer (2008-11) 10
- Tim Jarmusz (2008-11) 10
- Alando Tucker (2003-07) 10

### Points

1. Frank Kaminsky (2012-15) 216
2. Nigel Hayes (2014-17) 188
3. Sam Dekker (2013-15) 181
4. Bronson Koenig (2014-17) 172
5. Alando Tucker (2003-07) 154
6. Mike Wilkinson (2002-05) 148
7. Josh Gasser (2011-15) 125

### 3-Point Field Goals

1. Bronson Koenig (2014-17) 34
2. Ben Brust (2011-14) 24
3. Jordan Taylor (2009-12) 23
4. Sam Dekker (2013-15) 22
- Jon Bryant (1999-00) 19
6. Kirk Penney (2000-03) 15
7. Josh Gasser (2011-15) 14
8. Vitto Brown (2014-17) 13

### 3-Point FG Pct. (min. 8 made)

1. Clayton Hanson (2002-05), (14-27) .519
2. Michael Finley (1994), (9-18) .500
3. Ben Brust (2011-14), (24-52) .462
4. Mike Bruesewitz (2010-13), (9-20) .450
5. Vitto Brown (2014-17) .448
6. Jon Bryant (1999-00), (19-43) .442

### Free Throws

1. Alando Tucker (2003-07) 59
2. Nigel Hayes (2014-17) 48
3. Frank Kaminsky (2012-15) 46
- Mike Wilkinson (2002-05) 41
5. Josh Gasser (2011-15) 32
6. Trévon Hughes (2007-10) 31

### Free Throw Attempts

1. Alando Tucker (2003-07) 81
2. Nigel Hayes (2014-17) 75
- Frank Kaminsky (2012-15) 61
4. Mike Wilkinson (2002-05) 56
5. Trévon Hughes (2007-10) 42
6. Josh Gasser (2011-15) 38
7. Jordan Taylor (2009-12) 36
- Sam Dekker (2013-15) 36

### Rebounds

1. Frank Kaminsky (2012-15) 92
2. Nigel Hayes (2014-17) 85
3. Mike Wilkinson (2002-05) 70
4. Josh Gasser (2011-15) 65
5. Sam Dekker (2013-15) 64
6. Ethan Happ (2016-19) 58
7. Josh Gasser (2011-15) 55
8. Andy Kowske (1999-01) 45
9. Marcus Landry (2007-09) 41
- Zach Morley (2004-05) 41
11. Mike Bruesewitz (2010-13) 40

### Assists

1. Jordan Taylor (2009-12) 39
2. Josh Gasser (2011-15) 34
3. Nigel Hayes (2014-17) 30
- Bronson Koenig (2014-17) 30
- Traevon Jackson (2012-15) 30
6. Devin Harris (2002-04) 24
7. Mike Kelley (1999-01) 23
8. Frank Kaminsky (2012-15) 21
9. Mark Vershaw (1999-01) 20

### Blocked Shots

1. Frank Kaminsky (2012-15) 15
2. Jared Berggren (2010-2013) 10
3. Ethan Happ (2016-19) 8
4. Khalil Iverson (2016-19) 6
- Andy Kowske (1999-2001) 6
- Mike Wilkinson (2002-05) 6
- Micah Potter (2021) 6

### Steals

1. Mike Kelley (1999-01) 20
2. Mike Wilkinson (2002-05) 16
3. Devin Harris (2002-04) 15
4. Josh Gasser (2011-15) 14
5. Nigel Hayes (2014-17) 12

## UW NCAA TOURNAMENT TEAM SINGLE-GAME RECORDS

### Points

- 96 vs. Missouri, 3/19/94
- 86 vs. Coastal Carolina, 3/20/15
- 85 vs. Oregon, 3/22/14  
85 vs. Arizona, 3/28/15  
**85 vs. North Carolina, 3/19/21**
- 84 vs. Virginia Tech, 3/16/17

### Points in a Half

- 57 vs. Texas A&M-CC, 3/16/07 (2nd)
- 55 vs. Arizona, 3/28/15 (2nd)
- 51 vs. Richmond, 3/19/04 (2nd)
- 50 vs. Virginia Tech, 3/16/17 (2nd)
- 49 vs. Missouri, 3/19/94 (2nd)
- 48 vs. North Carolina, 3/26/15 (2nd)  
48 vs. Oregon, 3/22/14 (2nd)

### Field Goals

- 33 vs. Coastal Carolina, 3/20/15
- 31 vs. Weber State, 3/20/03  
**31 vs. North Carolina, 3/19/21**
- 30 vs. North Carolina, 3/27/05
- 29 vs. Oregon, 3/22/14
- 28; 2x MR vs. Florida, 3/24/17

### Field Goal Attempts

- 67 vs. Missouri, 3/19/94
- 67 vs. Washington State, 3/29/41
- 63 vs. Fresno State, 3/16/00
- 62 vs. Colgate, 3/18/22**
- 61 vs. Duke, 4/6/15  
61 vs. Coastal Carolina, 3/20/15  
61 vs. Arizona, 3/29/14  
61 vs. North Carolina, 3/27/05

### Field Goal Percentage

- .556 (25-45) vs. Arizona, 3/28/15
- .541 (33-61) vs. Coastal Carolina, 3/20/15
- .534 (31-58) vs. Weber State, 3/20/03
- .531 (26-49) vs. Villanova, 3/18/17
- .522 (24-46) vs. Kansas State, 3/22/08

### 3-Point Field Goals

- 15 vs. Missouri, 3/19/94
- 14 vs. Syracuse, 3/22/12
- 13 vs. Virginia Tech, 3/16/17  
**13 vs. North Carolina, 3/19/21**
- 12 vs. Arizona, 3/28/15  
12 vs. Belmont, 3/17/11  
12 vs. Fresno State, 3/16/00

### 3-Point FG Attempts

- 37 vs. Missouri, 3/19/94
- 33 vs. Vanderbilt, 3/17/12
- 31 vs. Virginia Tech, 3/16/17
- 30 vs. Ole Miss, 3/22/13  
30 vs. Oregon, 3/22/19

### 3-Point FG Pct.

- .667 (12-18) vs. Arizona, 3/28/15
- .600 (9-15) vs. St. John's, 3/15/02
- .545 (12-22) vs. Belmont, 3/17/11
- .526 (10-19) vs. Montana, 3/15/12
- .519 (14-27) vs. Syracuse, 3/22/12

### Free Throws

- 29 vs. St. John's, 3/15/02
- 25 vs. Texas A&M-CC, 3/16/07  
25 vs. Missouri, 3/19/94
- 23 vs. Arizona, 3/28/15
- 22 vs. Bucknell, 3/20/05  
22 vs. Cincinnati, 3/17/94

### Free Throw Attempts

- 40 vs. St. John's, 3/15/02
- 35 vs. Missouri, 3/19/94
- 31 vs. Arizona, 3/28/15
- 30; 2x MR vs. Florida, 3/24/17  
30 vs. Texas A&M-CC, 3/16/07

### Free Throw Percentage (min. 10 att.)

- .950 (19-20) vs. Kentucky, 4/5/14
- .928 (13-14) vs. American, 3/20/14
- .895 (17-19) vs. Montana, 3/15/12
- .870 (20-23) vs. North Carolina, 3/26/15
- .850 (17-20) vs. Arizona, 3/18/00

### Rebounds

- 50 vs. Cal State Fullerton, 3/20/08
- 40 vs. Ole Miss, 3/22/13  
40 vs. Cincinnati, 3/17/94
- 39 vs. Baylor, 3/27/14
- 38 vs. Xavier, 3/20/16  
38 vs. Arizona, 3/29/14

### Assists

- 19 vs. Virginia Tech, 3/16/17  
19 vs. Arizona, 3/17/06
- 18 vs. Baylor, 3/27/14  
18 vs. Fresno State, 3/16/00
- 17 vs. North Carolina, 3/27/05
- 16 vs. Weber State, 3/20/03

### Fewest Turnovers

- 4 vs. Wofford, 3/19/10
- 5 vs. Colgate, 3/18/22**  
5 vs. Duke, 4/6/15  
5 vs. North Carolina, 3/26/15  
5 vs. Kansas State, 3/19/11  
5 vs. Tulsa, 3/22/03
- 6 vs. Pittsburgh, 3/18/16  
6 vs. Oregon, 3/22/15  
6 vs. Syracuse, 3/22/12

### Blocked Shots

- 8 vs. Montana, 3/15/12  
8 vs. North Carolina, 3/19/21
- 7 vs. Ole Miss, 3/22/13  
7 vs. Cal State Fullerton, 3/20/08
- 6 vs. Xavier, 3/20/16  
6 vs. Baylor, 3/27/14  
6 vs. Arizona, 3/18/00

### Steals

- 13 vs. Fresno State, 3/16/00
- 11 vs. LSU, 3/23/00
- 10 vs. Arizona, 3/18/00
- 9 vs. American, 3/20/14  
9 vs. Cincinnati, 3/17/94

## CURRENT BADGERS IN THE NCAA TOURNAMENT

	GP/GS	MIN	FG	PCT	3FG	PCT	FT	PCT	REB.	RPG	A	TO	B	S	PTS/AVG
Johnny Davis	3/1	83	15-29	.517	5-12	.417	6-6	1.000	16	5.3	4	5	2	3	41 / 13.7
Brad Davison	4/3	143	14-39	.359	7-21	.333	13-13	1.000	14	3.5	10	5	0	2	45 / 11.3
Tyler Wahl	3/3	75	8-20	.400	---	---	4-5	.800	12	4.0	5	2	2	3	20 / 6.7
Chris Vogt*	2/0	19	3-5	.600	---	---	0-2	.000	2	1.0	0	3	1	0	6 / 3.0
Steven Crowl	2/0	28	2-7	.286	1-3	.333	---	---	7	3.5	2	0	1	0	5 / 2.5
Ben Carlson	2/0	11	2-3	.667	---	---	---	---	3	1.5	0	0	0	0	4 / 2.0
Jordan Davis	2/0	1	1-1	1.000	1-1	1.000	---	---	0	0.0	0	0	0	0	3 / 1.5
Carter Higginbottom	2/0	1	---	---	---	---	---	---	0	0.0	0	0	0	1	0 / 0.0
Justin Taphorn	2/0	1	---	---	---	---	---	---	0	0.0	0	0	0	0	0 / 0.0
Carter Gilmore	2/0	0+	---	---	---	---	---	---	0	0.0	0	0	0	0	0 / 0.0

\* with Northern Kentucky

**BASKETBALL COMMUNICATIONS****GENERAL INFORMATION**

- Address: 1440 Monroe Street, Madison, WI 53711
- Website: UWBadgers.com
- Press Box Phone: (608) 262-7766

**BRANDON HARRISON****PRIMARY CONTACT**

- Phone: (608) 279-8653
- Email: bah@athletics.wisc.edu
- Twitter: @BrandonHarrison

**PATRICK HERB****DIRECTOR OF BRAND STRATEGY**

- Phone: (608) 957-2085
- Email: pah@athletics.wisc.edu
- Twitter: @PatrickHerb

**MEDIA RESOURCES****CREDENTIAL APPLICATIONS**

- www.sportssystem.com/Wisconsin

**BIG TEN MEDIA EMAIL LIST**

- office.bigten.org/media

**WISCONSIN BASKETBALL RECORD BOOK**

- go.wisc.edu/MBBRecordBook

**WIRELESS INTERNET ACCESS (KOHL CENTER)**

- BadgerWiFi (connect and register with email address)

**LIVE STATS - STATBROADCAST (KOHL CENTER)**

- Wisconsin.StatBroadcast.com (password: buckybadger)

**OFFICIAL SOCIAL MEDIA CHANNELS**

- Twitter: @BadgerMBB
- Instagram: @badgermbb
- Facebook: /WisconsinMensBasketball
- YouTube: /WisconsinBadgers

**RADIO**

Radio Station: WIBA (1310 AM)

**Play-by-Play Announcer: Matt Lepay**

Address: P.O. Box 99  
Madison, WI 53701  
Phone: 608-274-5450

**Color Analyst: Mike Lucas**

Address: 1440 Monroe St.  
Madison, WI 53711  
Phone: 608-252-6474

**Credentials:** 2021-22 men's basketball credentials must be requested online: [www.sportssystem.com/Wisconsin](http://www.sportssystem.com/Wisconsin)

Contact Brandon Harrison with questions (608-279-8653). Approved credentials will be either mailed or made available at the Brand Communications Office or with the parking attendant (white vehicle) at the entrance to Lot 46 on Frances Street, one block north of the Kohl Center




**0 JAHCOBI NEATH**  
G, Jr., 6-4, 196  
Toronto, Ontario



**1 JOHNNY DAVIS**  
G, So., 6-5, 194  
La Crosse, Wis.




**2 JORDAN DAVIS**  
G, So., 6-4, 198  
La Crosse, Wis.



**4 CARTER HIGGINBOTTOM**  
G, Jr., 6-0, 193  
Chicago, Ill.




**5 TYLER WAHL**  
F, Jr., 6-9, 221  
Lakeville, Minn.



**10 ISAAC LINDSEY**  
G, So., 6-4, 184  
Mineral Point, Wis.



**11 LORNE BOWMAN**  
G, Fr., 6-2, 210  
Detroit, Mich.



**13 JUSTIN TAPHORN**  
G, So., 6-5, 208  
Pekin, Ill.




**14 CARTER GILMORE**  
F, So., 6-7, 224  
Hartland, Wis.



**20 BEN CARLSON**  
F, So., 6-9, 226  
Woodbury, Minn.




**21 CHRIS HODGES**  
F, Fr., 6-9, 239  
Schaumburg, Ill.



**22 STEVEN CROWL**  
F, So., 7-0, 234  
Eagan, Minn.




**23 CHUCKY HEPBURN**  
G, Fr., 6-2, 211  
Omaha, Neb.



**32 MATTHEW MORS**  
F, Fr., 6-7, 241  
Yankton, S.D.



**33 CHRIS VOGT**  
C, Sr., 7-0, 257  
Mayfield, Ky.



**34 BRAD DAVISON**  
G, Sr., 6-4, 200  
Maple Grove, Minn.




**35 MARKUS ILVER**  
F, Fr., 6-8, 219  
Tallinn, Estonia



**GREG GARD**  
Head Coach  
7th season at UW



**JOE KRABBHOF**  
Assistant Coach  
6th season at UW



**DEAN OLIVER**  
Assistant Coach  
5th season at UW



**SHARIF CHAMBLISS**  
Assistant Coach  
1st season at UW



**MARC VANDEWETTERING**  
Dir. Basketball Operations  
9th season at UW



**KYLE BLACKBURN**  
Dir. Recruiting & Scouting  
6th season at UW



**JIM SNIDER**  
Strength & Conditioning  
11th season at UW



**AJ VAN HANDEL**  
Video Coordinator  
11th season at UW

WISCONSIN BADGERS	POS	HT	WT	YR/ELIG	HOMETOWN (HS/LAST SCHOOL)	PRONUNCIATION
0 Jahcobi Neath	G	6-4	196	Jr./Jr.	Toronto, Ontario (Wake Forest)	Juh-KOBE KNEE-th
1 Johnny Davis	G	6-5	194	So./So.	La Crosse, Wis. (Central)	
2 Jordan Davis	G	6-4	198	So./So.	La Crosse, Wis. (Central)	
4 Carter Higginbottom	G	6-0	193	Sr./Jr.	Chicago, Ill. (St. Ignatius)	
5 Tyler Wahl	F	6-9	221	Jr./Jr.	Lakeville, Minn. (North)	WALL
10 Isaac Lindsey	G	6-4	184	So./So.	Mineral Point, Wis. (Mineral Point)	LIN-zee
11 Lorne Bowman II	G	6-2	210	So./Fr.	Detroit, Mich. (St. Mary's)	BOW (n arrow)-men
13 Justin Taphorn	G	6-5	208	So./So.	Pekin, Ill. (Pekin)	
14 Carter Gilmore	F	6-7	224	So./So.	Hartland, Wis. (Arrowhead)	
20 Ben Carlson	F	6-9	226	So./So.	Woodbury, Minn. (East Ridge)	
21 Chris Hodges	F	6-9	239	Fr./Fr.	Schaumburg, Ill. (Schaumburg)	
22 Steven Crowl	F	7-0	234	So./So.	Eagan, Minn. (Eastview)	(rhymes with growl)
23 Chucky Hepburn	G	6-2	211	Fr./Fr.	Omaha, Neb. (Bellevue West)	
32 Matthew Mors	F	6-7	241	Fr./Fr.	Yankton, S.D. (Yankton)	MORE-s
33 Chris Vogt	C	7-0	257	Gr./5th	Mayfield, Ky. (Cincinnati)	VOTE
34 Brad Davison	G	6-4	200	Gr./5th	Maple Grove, Minn. (Maple Grove)	DAVIS-on
35 Markus Ilver	F	6-8	219	Fr./Fr.	Tallinn, Estonia (Western Reserve Acad.)	ILL-ver