

WISCONSIN BASKETBALL

24 NCAA TOURNAMENT APPEARANCES ■ 4 FINAL FOURS ■ 21 BIG TEN CHAMPIONSHIPS ■ 21 CONSENSUS ALL-AMERICANS

#10 WISCONSIN BADGERS

RECORD: 23-5, 14-4 BIG TEN



Rankings (AP/Coaches): 10/10
Head Coach: Greg Gard
Record at Wisconsin: 142-75 (7th Season)
Overall Record: 142-75 (7th Season)

VS

#8 PURDUE BOILERMAKERS

RECORD: 24-5, 13-5 BIG TEN



Rankings (AP/Coaches): 8/9
Head Coach: Matt Painter
Record at PUR: 379-189 (17th season)
Overall Record: 404-194 (18th season)

TUESDAY, MARCH 1 ■ 8 P.M. (CT) ■ MADISON, WIS. ■ KOHL CENTER ■ ESPN

WISCONSIN CLOSES WITH PAIR OF HOME GAMES

- One win away from clinching its second Big Ten title in the last 3 years, Wisconsin hosts Purdue and Nebraska to close out the regular season. The Badgers are asking fans to "Wear White on Tuesday Night" against the Boilermakers. Tip is set at 8 p.m. CT on ESPN.

FAST BREAK FACTS

- Wisconsin needs just 1 win to clinch its 20th Big Ten regular season championship. The Badgers only trail Purdue (24), Indiana (22) and OSU (20) for most conference titles.
- Wisconsin has won 5 Big Ten regular season titles since 2000 (2002, 2003, 2008, 2015 and 2020), trailing only Michigan State (8) for the most titles during that span.
- A nominee for Naismith National Coach of the Year, **Greg Gard** is guiding UW to one of the best seasons in program history (Page 2).
- Wisconsin's 23-5 record matches the school's 4th-best 28-game start in program history.
- The Badgers have 14 Big Ten wins for just the 5th time in program history, including the 3rd time under Gard.
- **4** — UW owns the nation's No. 4 strength of record and has played the 10th-toughest schedule in the NCAA according to ESPN.
- **7** — Wisconsin's 7 Quad 1 wins are 7th-most in the country, and the Badgers' 15 Quad 1 & 2 wins, trails on Kansas and Baylor.
- **12** — Wisconsin is 12-2 away from home this year, including 9-2 in true road games, leading the Big Ten in wins in both categories.
- The Badgers are 14-1 in games decided by 6 or fewer points — the most "close" wins in Division I. In fact, UW has won 14 straight games decided by 2 or fewer possessions.
- Wisconsin is averaging 70.9 ppg, which would be the team's highest mark since 2016-17.
 - The Badgers are playing at their fastest pace in over 20 years. (more on Page 6)
- Wisconsin leads the **NCAA** averaging just 8.7 turnovers per game.
- **Johnny Davis** is playing like an All-American and is the only Big Ten player to lead his team in ppg (20.5), rpg (8.3) and apg (2.3). (Page 4)
 - During league play, Davis has been even better, ranking 2nd in the Big Ten in points (20.7 ppg) and 3rd in rebounds (9.2 rpg).
 - Davis leads the nation in scoring vs. Top 25 teams (25.3 ppg & 8.6 rpg), and leads all major conf. players with 22.5 ppg away from home.
- Since 2001-02 when Greg Gard first joined UW's staff, Wisconsin has compiled a 152-34 (.823) record in conference home games, the best mark in the Big Ten.
- Under Gard over the last 4 seasons, UW has 52 Big Ten wins, the most in the league over that span (Purdue has 51). Among major conference teams, only Virginia (55), Duke (53) and Kansas (53) have more league victories.
- Senior **Brad Davison** is having the best year of his career, ranking 18th in the Big Ten scoring 14.2 ppg. He is shooting 34.8% from 3-point range. (more Page 6)
- Including a career-high 23 points vs. Rutgers (2/12), junior **Tyler Wahl** is averaging 11.9 ppg and 6.5 rpg in Big Ten play, shooting 54.6% FG.
- Sophomore **Steven Crawl** has made a big jump, averaging 9.5 ppg and 4.5 rpg. Last season, he had a **total** of 8 points and 9 rebounds (Page 8).
- **Chucky Hepburn** leads all Big Ten freshman averaging 2.3 apg and his 1.8 assist-to-turn-over ratio is tops among rookies (Page 8). In last 7 games: 9.3 ppg with 21a and 7 TOs.



Johnny Davis is leading the nation averaging 25.3 ppg against teams ranked in the AP Top 25, while also pulling in 8.6 rpg.

2021-22 SCHEDULE

Nov. 9	ST. FRANCIS (NY)	W, 81-58
Nov. 12	GREEN BAY	W, 72-34
Nov. 15	PROVIDENCE*	L, 58-63

MAUI INVITATIONAL - Las Vegas, Nevada

Nov. 22	vs. Texas A&M	W, 69-58
Nov. 23	vs. Houston [12]	W, 65-63
Nov. 24	vs. Saint Mary's	W, 61-55

Dec. 1	at Georgia Tech^	W, 70-66
Dec. 4	MARQUETTE	W, 89-76
Dec. 8	INDIANA	W, 64-59
Dec. 11	at Ohio State [21]	L, 55-73
Dec. 15	NICHOLLS	W, 71-68
Dec. 23	GEORGE MASON	CANCELED
Dec. 29	ILLINOIS STATE	W, 89-85

Jan. 3	at Purdue [3]	W, 74-69
Jan. 6	IOWA	W, 87-78
Jan. 9	at Maryland	W, 70-69
Jan. 13	OHIO STATE [16]	W, 78-68
Jan. 18	at Northwestern	W, 82-76
Jan. 21	MICHIGAN ST. [14]	L, 74-86
Jan. 27	at Nebraska	W, 73-65
Jan. 30	MINNESOTA	W, 66-60

Feb. 2	at Illinois [18]	L, 67-80
Feb. 5	PENN STATE	W, 51-49
Feb. 8	at Michigan St. [17]	W, 70-62
Feb. 12	RUTGERS	L, 65-73
Feb. 15	at Indiana	W, 74-69
Feb. 20	MICHIGAN	W, 77-63
Feb. 23	at Minnesota	W, 68-67
Feb. 26	at Rutgers	W, 66-61

March 1	PURDUE [8]	8 PM
March 6	NEBRASKA	1 PM

BIG TEN TOURNAMENT - Indianapolis, Ind.

Mar. 9-13 at Gainbridge Fieldhouse

NCAA TOURNAMENT

Mar. 15-16	First Four
Mar. 17-20	Rounds 1-2
Mar. 24-27	Sweet 16 / Elite 8
April 2-4	Final Four / Championship New Orleans

All times listed Central Standard Time

[] AP Top 25 Team Ranking

* Gavitt Tipoff Games

^ Big Ten/ACC Challenge

Home games in **BOLD CAPS**

FOLLOW THE #BADGERS

TV: ESPN

App: ESPN | Online: espn.com/watch

■ Play-by-Play:	Jason Benetti
■ Analyst:	Robbie Hummel
■ Sideline:	Myron Medcalf

RADIO: BADGER SPORTS NETWORK

App: iHeartRadio | Satellite: SiriusXM 195

■ Play-by-Play:	Matt Lepay
■ Analyst:	Mike Lucas

SOCIAL MEDIA: #ONWISCONSIN

■ Twitter:	@BadgerMBB
■ Instagram:	badgermbb
■ Facebook:	/WisconsinMensBasketball
■ YouTube:	/WisconsinBadgers

WISCONSIN'S PROBABLE STARTERS

No.	Name	Pts.	Reb.	Ast.	Of Note
1	JOHNNY DAVIS	20.5	8.3	2.3	When facing AP Top-25 foes, averaging 25.3 ppg and 8.6 rpg
5	TYLER WAHL	11.2	5.9	1.6	Team-high 52.4% FG; Career-high 23 points vs. Rutgers (2/12)
21	STEVEN CROWL	9.5	4.5	1.5	Last 5 games: 11.8 ppg, 5.0 rpg (64% FG), going 5-10 on 3FGs
23	CHUCKY HEPBURN	7.8	2.1	2.3	13p, 5a at Rutgers (2/26); 1.8 assist-to-TO ratio (63-35)
34	BRAD DAVISON	14.2	4.1	2.0	6th in school history with 1,761 career points

CHARTING THE BADGERS

CAREER GAMES PLAYED

	Games	Starts	Cons. Starts
Brad Davison	156	152	152
Tyler Wahl	89	48	10
Johnny Davis	57	26	16
Steven Crowl	40	28	28
Jordan Davis	37	0	0
Ben Carlson	34	2	0
Carter Gilmore	30	0	0
Chuck Hepburn	28	28	28
Chris Vogt	28	0	0
Carter Higginbottom	23	0	0
Lorne Bowman	22	0	0
Jahcobi Neath	18	1	0
Justin Taphorn	10	0	0
Markus Ilver	8	0	0
Isaac Lindsey	5	0	0

DOUBLE-DIGIT POINTS

	Career	'21-22	Cons.
Brad Davison	86 (63-23)	18 (15-3)	1
Johnny Davis	34 (26-8)	25 (21-4)	6
Tyler Wahl	21 (17-4)	16 (13-3)	3
Steven Crowl	13 (12-1)	13 (12-1)	0
Chuck Hepburn	10 (10-0)	10 (10-0)	1
Ben Carlson	1 (1-0)	0 (0-0)	0

20-POINT SCORING GAMES

	Career	'21-22	Cons.
Brad Davison	17 (12-5)	7 (5-2)	0
Johnny Davis	15 (12-3)	15 (12-3)	0
Tyler Wahl	3 (2-1)	3 (2-1)	0
Steven Crowl	2 (2-0)	2 (2-0)	0

30-POINT SCORING GAMES

	Career	'21-22	Cons.
Johnny Davis	3 (3-0)	3 (3-0)	0
Brad Davison	2 (1-1)	0	0

DOUBLE-DIGIT REBOUNDS

	Career	'21-22	Cons.
Tyler Wahl	7 (5-2)	4 (4-0)	1
Johnny Davis	5 (4-1)	5 (4-1)	0
Brad Davison	1 (1-0)	0	0

DOUBLE-DIGIT ASSISTS

	Career	'21-22	Cons.
None Active	--	--	--

DOUBLE-DOUBLES

	Career	'21-22	Cons.
Johnny Davis	5 (4-1)	5 (4-1)	0
Tyler Wahl	4 (3-1)	2 (2-0)	1

BADGERS STRENGTHENING POSTSEASON RESUME

Off to a 23-5 start, Wisconsin has put together one of the nation's top resumes.



■ Wisconsin owns the nation's No. 4 strength of record and has the 10th-toughest strength of schedule in the NCAA according to ESPN.

■ According to the NET rankings, UW is 7-3 in Quad 1 games and 15-4 in Quad 1/2 games.

■ UW's 7 Quad 1 wins trail only Baylor (11), Kansas (10), Iowa St (9), Alabama (8), Gonzaga (8), Kentucky (8).

■ UW's 15 Quad 1 & 2 games this season trails only Kansas (16) and Baylor (16) have more Quad 1/2 win.

■ Wisconsin is 23-3 at full strength this season, as 2 of the Badgers 5 losses came without starters: Johnny Davis (vs. Providence) and Tyler Wahl (vs. Michigan State).

■ Wisconsin has 10 wins over teams ranked in the top 40 of the NET.

UW's Wins (according to NET)

- N - #3 Houston
- A - #12 Purdue
- H - #18 Iowa
- N - #19 Saint Mary's
- H - #20 Ohio State
- A - #33 Mich. State
- H - #34 Marquette
- H - #37 Michigan
- A - #44 Indiana
- H - #44 Indiana

■ The Badgers are 12-2 away from home, including a mark of 9-2 in true road games, both win totals are tops among major conference teams.

CHASING A CHAMPIONSHIP

■ Wisconsin needs just 1 win to clinch the 20th Big Ten regular season championship in school history. The Badgers currently trail only Purdue (24), Indiana (22) and Ohio State (20) for most conference titles.

■ Wisconsin is seeking its 2nd Big Ten championship under head coach Greg Gard and the 2nd in the last 3 seasons after also winning the crown in 2020.

■ Tom Izzo (10) and Matt Painter (2) are the only active coaches with multiple Big Ten titles.

■ Wisconsin has won 5 Big Ten regular season titles since 2000 (2002, 2003, 2008, 2015 and 2020), trailing only Michigan State (8) for the most titles during that span.

BIG TEN BEASTS

■ Since 2001-02 when Bo Ryan and Greg Gard arrived in Madison, UW has the most Big Ten wins and best win pct. at 255-117 (.685).

Big Ten Win Pct, Since 2001-02 (thru 2/27/22)

Team	W-L	Pct.
1. Wisconsin	255-117	.685
2. Michigan State	249-122	.671
3. Ohio State	230-140	.622
4. Maryland	88-61	.591
5. Purdue	218-153	.588

■ Including this season, Wisconsin has won 12+ B1G games in 11 of last 13 seasons, the most of any Big Ten team.

■ UW has also posted double-digit B1G wins in 19 of the last 21 years. The only team to do so.

■ During the Greg Gard era (since 2015-16), Wisconsin has the most road wins of any Big Ten team, going 42-37 (.532) in such games. Michigan State is second with 40 road wins.

WINS ADD UP UNDER GARD

■ With a record of 23-5, the Badgers are off to their best start of the Greg Gard era and have matched the 4th-best 28-game start in program history:

Wisconsin Record Book, Best 28-Game Starts

Record	Pct.	Season
1. 26-2	.929	2006-07
2. 25-3	.893	2014-15
3. 24-4	.857	2007-08
4. 23-5	.821	2021-22
23-5	.821	2013-14

■ Including a win at No. 3 Purdue this season, Gard has led UW to 9 top-10 wins, including 6 away from home (4 in true road games).

■ UW is now 14-4 in the Big Ten, matching the most conference wins in the Gard era. The Badgers have won 14 Big Ten games for just the 5th time in program history — with Gard-led teams responsible for 3 of those seasons (also 2018-19 and 2019-20):

Wisconsin Record Book, Big Ten Wins

Record	Pct.	Season
1. 16-2	.889	2007-08
16-2	.889	2014-15
3. 14-6	.700	2018-19
14-6	.700	2019-20
14-4	.778	2021-22

■ Wisconsin has won at least 14 Big Ten games for the 3rd time in the last 4 seasons, the only team that can make that claim.

■ In 7 seasons, Gard has led the Badgers to at least 12 Big Ten wins 5 times. Purdue is the only other Big Ten team with 12 or more wins in 5 of the last 7 seasons.

■ Over the past 4 seasons, Wisconsin has 52 Big Ten wins, the most in the league over that span (Purdue has 51). Among major conference teams, only Virginia (55), Duke (53) and Kansas (53) have more league victories.

■ After leading the Badgers to the league crown in 2019-20, Gard looks to join Tom Izzo (10) and Matt Painter (2) as the only active coaches with multiple Big Ten titles.

SITUATIONAL RECORDS

	2021-22	Under Gard
Ahead at the half	19-0	115-14
Behind at the half	3-5	22-56
Tied at the half	1-0	4-5
FG% of .450 or more	11-1	78-13
FG% less than .450	12-4	63-62
Better FG% than opp.	14-0	113-13
Worse FG% than opp.	8-5	28-60
Same FG% as opp.	1-0	1-2
Opp. FG% less than 45%	15-1	109-27
3FG% of 40% or more	7-1	64-9
3FG% less than 40%	16-4	76-66
Try more than 20 3FGs	12-4	77-45
Try 20 or fewer 3FGs	11-1	64-29
Make at least 70% FT	15-3	87-32
Try at least 20 FTs	11-0	62-14
Try fewer than 20 FTs	12-5	77-60
Out-rebound opponent	12-1	85-21
Tied or out-rebounded	11-4	56-54
Same or fewer TOs than opp.	20-5	108-45
More TOs than opp.	3-0	33-30
Commit fewer than 12 TOs	20-5	109-46
Commit 12 or more TOs	3-0	33-28
Score fewer than 50 pts.	0-0	1-2
Score 50-59 points	1-2	7-32
Score 60-69 points	7-2	45-27
Score 70-79 points	10-1	51-11
Score 80-89 points	5-0	30-3
Score 90 or more pts.	0-0	7-0
Allow fewer than 50 pts.	2-0	21-1
Allow 50-59 pts.	4-0	42-6
Allow 60-69 pts.	13-1	58-26
Allow 70-79 pts.	3-2	17-28
Allow 80-89 pts.	1-2	3-13
Allow 90 or more pts.	0-0	0-1
Overtime	0-0	7-5
vs. AP Top 25 opponents	4-3	25-38
vs. AP Top 25 opp. at home	0-1	11-10
Home games	11-3	83-23
Road games	9-2	41-36
Neutral site games	3-0	18-16
Day games	7-2	46-25
Night games	16-3	95-50

GAMES DECIDED BY

3 points or less	5-0	18-10
4-5 points	6-1	21-16
6-10 points	7-1	33-20
11-19 points	3-3	38-24
20 or more points	2-0	32-3

TELEVISED GAMES

CBS	1-0	11-10
CBS Sports Network	0-0	0-1
FOX	1-0	3-5
FS1	1-3	12-14
ESPN	2-0	15-12
ESPN2	4-0	14-11
ESPNU	0-0	1-2
ESPN+	0-0	3-1
Big Ten Network	12-2	73-16
Big Ten Plus	2-0	4-0
TBS	0-0	0-3
TNT	0-0	2-0

ALL-TIME VS. PURDUE

Tuesday's game will mark the 185th meeting between Wisconsin and Purdue in a series that began in 1906.

- Purdue leads the all-time series, 111-73.
- The Badgers hold a 51-38 advantage in games played in Madison. Wisconsin is 13-5 against the Boilermakers at the Kohl Center.
- Wisconsin won at Mackey Arena earlier, this season, 74-69, marking their first win at Purdue since 2014 and just the 5th win there in school history.
- The Badgers are looking for their first season sweep of the Boilermakers since 2014.
- In 7 career games vs. Purdue, **Brad Davison** has averaged 11.4 points per game. He has scored in double figures 5 times with a high of 16 as a freshman. He also scored 15 points in each of UW's last two trips to Mackey Arena, including this season. Davison is shooting 43.9% FG (25-57) and 45.5% 3FG (15-33) against the Boilers.
- **Johnny Davis** tallied 37 points and 14 rebounds earlier this season at Purdue, the most points scored by a Badger vs. the Boilermakers.
- **Johnny Davis** and Purdue sophomore Jaden Ivey were teammates this past summer on Team USA's roster for the FIBA U19 World Cup in Latvia. The team won a gold medal.
 - Purdue's Caleb Furst was also on that team.

LAST TIME OUT

#13 WISCONSIN 66, RUTGERS 61

Feb. 26 | Jersey Mike's Arena | Piscataway, N.J.

- Wisconsin became just the second Big Ten team to win at Rutgers this season with a 66-61 victory on Saturday.
- The Badgers trailed 55-54 with just under 6:00 remaining when **Johnny Davis** scored on a driving layup to regain a lead UW would never relinquish.
- RU had more rebounds and a better FG percentage, but Wisconsin went 9-for-20 from 3-point range, compared to 4-for-17 for Rutgers.
- **Johnny Davis** finished with 19 points and 8 rebounds and leads all major conference players averaging 22.4 ppg away from home.
- **Tyler Wahl** notched 11 points and 9 rebounds.
- **Brad Davison** finished with 14 points (4-8 3FGs), 4 rebounds, 2 assists and 2 steals.
- Freshman G **Chucky Hepburn** finished with 13 points, 5 assists and 2 steals.

HISTORY VS. PURDUE

- Overall: PU leads, 111-73
- In Madison: UW leads 51-38
- Active Streak: UW won last 1
- Gard vs. Purdue: 3-6



LAST 25 MEETINGS (PU leads 14-11)

Date	Rank	Result	Score	Location
1/17/07	2/--	W	69-64	Madison
1/26/08	11/18	L	56-60	W. Lafayette
2/9/08	8/18	L	67-72	Madison
1/11/09	--/14	L	52-65	W. Lafayette
1/27/09	--/16	L	63-64	Madison
1/9/10	17/4	W	73-66	Madison
1/28/10	16/10	L	57-60	W. Lafayette
2/1/11	19/11	W	66-59	Madison
2/16/11	10/11	L	62-70	W. Lafayette
1/12/12	--/--	W	67-62	W. Lafayette
3/13/13	22/--	L	56-69	Madison
1/25/14	9/--	W	72-58	W. Lafayette
3/5/14	9/--	W	76-70	Madison
1/7/15	4/--	W	62-55	Madison
3/14/15	6/--	W	71-51	Chicago
12/29/15	--/15	L	55-61	Madison
3/16/16	--/15	L	80-91	W. Lafayette
1/8/17	13/20	L	55-66	W. Lafayette
1/16/18	--/3	L	50-78	W. Lafayette
2/15/18	--/6	W	57-53	Madison
1/11/19	--/--	L	80-84 (ot)	Madison
1/24/20	--/--	L	51-70	W. Lafayette
2/18/20	--/--	W	69-65	Madison
3/2/21	25/23	L	69-73	W. Lafayette
1/3/22	23/3	W	74-69	W. Lafayette

LAST MEETING

#3 PURDUE 74, #23 WISCONSIN 69

Jan. 3 | Mackey Arena | West Lafayette, Ind.

- In a game that featured 17 lead changes, the Badgers knocked off No. 3 Purdue in Mackey Arena, 74-69, earlier this season.
- Trailing by 7 with 11:12 to go in the second half, Wisconsin responded with a 10-1 run to regain the lead.
- UW held the Boilermakers to 69 points and 41.4% FG shooting, which at the time were Purdue's 2nd-lowest marks of the season in both categories.
- UW turned the ball over just 7x (PUR had 12), while matching the Boilers on points in the paint (28-28) and second-chance points (12-12).
- **Johnny Davis** scored 17 of UW's final 25 points (**Brad Davison** had the other 8).
 - Davis tallied a career-high 37 points and added 14 rebounds, 3 assists, 2 blocks and 2 steals.
 - Per STATS, Davis is the first player to lead his team in points, rebounds, assists, blocks and steals in a road win over an AP top 5 team since Wake Forest's Tim Duncan did so in a win at No. 5 Maryland on Feb. 1, 1997.
- **Brad Davison** scored 15 points (3-6 3FGs).

JOHNNY DAVIS

"JOHNNY DAVIS IS THE FAVORITE FOR NATIONAL PLAYER OF THE YEAR"



DAVIS' TROPHY CASE

- Midseason All-American (Sporting News, The Athletic)
- Jerry West Award Top 10
- Wooden Award Late Season Top 20
- Lute Olson Award Midseason Watch List
- Midseason No. 1 Player of the Year (Bleacher Report)
- Maui Invitational MVP
- Big Ten Player of the Week (2x)
- Naismith Player of the Week (1/10)
- Oscar Robertson Player of the Week (1/11)
- Lute Olson National Player of the Week (2/21)

BEST WHEN LIGHTS ARE BRIGHTEST

- Compared to other notable National Player of the Year candidates, Davis's average is more than 3.0 points higher than anyone in games vs. Top-25.

Player	Gms	PPG	RPG	Record
1. Johnny Davis (WIS)	7	25.3	8.6	4-3
2. Ochai Agbaji (KU)	6	21.7	5.9	3-4
3. Kofi Cockburn (ILL)	4	19.5	8.2	2-4
4. Drew Timme (GONZ)	6	19.0	7.1	4-3
5. Jaden Ivey (PUR)	6	18.7	5.8	5-1
6. Oscar Tshiebwe (UK)	8	16.4	15.0	3-5

WALKING AMONG WOODEN WINNERS

- Since 2000, 10 guards have won National Player of the Year honors and Johnny Davis compares very favorably with those 10. In fact, Davis would join Ohio State's Evan Turner (2010) as the only NPOY guard to average more than 20.0 points and 8.0 rebounds.

GUARDS TO WIN NATIONAL PLAYER OF THE YEAR

Year	Player	PPG	RPG	APG
2018	Jalen Brunson (Villanova)	18.9	3.1	4.6
2017	Frank Mason (Kansas)	20.9	4.2	5.2
2016	Buddy Hield (Oklahoma)	25.0	5.7	2.0
2013	Trey Burke (Michigan)	18.6	3.2	6.7
2011	Jimmer Fredette (BYU)	28.9	3.4	4.3
2010	Evan Turner (Ohio St.)	20.4	9.2	6.0
2006	JJ Redick (Duke)	26.8	2.0	2.6
2004	Jameer Nelson (St. Joe's)	20.6	4.7	5.3
2003	TJ Ford (Texas)	15.0	3.9	7.7
2002	Jay Williams (Duke)	21.3	3.5	5.3
2022	Johnny Davis (Wis)	20.5	8.3	2.3

20.5

Davis is averaging 20.5 points per game, which would rank as the 5th-best single-season effort in school history.

Wisconsin has not had a player average 20+ points per game since Michael Finley averaged 20.5 ppg in 1994-95.

8.3

Davis is averaging 8.3 rebounds per game.

Since 2005, only 3 major conference players who were listed as guards have averaged at least 20.0 ppg and 8.0 rpg: Wooden Award winners Kevin Durant (2007) and Evan Turner (2010) as well as Stanford's Landry Fields (2010).

25.3

Davis leads the nation in scoring against Top-25 opponents, averaging 25.3 ppg and 8.6 rpg in 7 games vs. ranked teams (min. 3 games).

He has scored at least 20 points in 6 of the 7 games.

2

Davis ranks 2nd in the Big Ten in scoring (20.7 ppg) and 3rd in rebounding (9.2 rpg) during conference play.

In the last 25 years, only 5 Big Ten player have averaged at least 20 ppg and 9 rpg during league play. None of those 5 were guards.

3

Davis has authored a trio of 30-point games this season, scoring 37 at #3 Purdue, 30 vs. #12 Houston and 30 at Indiana.

He is the 10th Badger all-time to have at least 3 games of 30+ points in one season.

Davis has also scored 25+ in 9 games.

22.4

Davis leads ALL major conference players averaging 22.4 PPG away from home this season.

Davis scored a total of 92 points in road wins at Purdue, Indiana and Michigan State this season.

That is the most combined points by any player since at least 1996.

"JOHNNY DAVIS IS A COLD BLOODED CLOSER. 30 POINTS AND 12 REBOUNDS AT INDIANA. AGAINST RANKED TEAMS, DAVIS IS AVERAGING 25 PPG. STAR."

JAY BILAS, ESPN

TOP PERFORMANCES

■ W, 65-63 vs. #12 HOUSTON (Nov. 23)

30 points (4-7 3FGs), 4 reb., 4 stls, 2 blks

- Maui Invitational semifinal win ... Davis went on to win Maui Invitational MVP honors after averaging 23.7 ppg in Wisconsin's 3 wins.

■ W, 74-69 at #3 PURDUE (Jan. 3)

37 points, 14 rebounds

- Most points by a Badger since Frank Kaminsky scored 43 points vs. North Dakota in 2013.
- 3rd-highest total in a road game in UW history.
- First player to lead team in pts, rebs, asts, blks and stls in a road win over an AP top 5 team since Tim Duncan at No. 5 Maryland on Feb. 1, 1997.

■ W, 87-78 vs. IOWA (Jan. 6)

26 points, 9 rebounds, 5 assists

■ W, 82-76 at NORTHWESTERN (Jan. 18)

27 points (4-5 3FGs), 8 rebounds

■ W, 70-62 at #17 MICHIGAN ST. (Feb. 8)

25 points, 6 rebounds

- Scored 18 second-half points
- 2nd-most points by a Badger at the Breslin Center in last 25 years.

■ W, 74-69 at INDIANA (Feb. 15)

30 points, 12 rebounds

- Scored 19 points in the second half, including UW's final 13 points.

■ W, 77-63 vs. MICHIGAN (Feb. 21)

25 points, 6 rebounds, 3 blocks

A midseason All-American, sophomore standout **Johnny Davis** is having one of the finest seasons in Wisconsin history.

- Davis ranks 2nd in the Big Ten in points and 3rd in rebounds during conference play, averaging 20.7 ppg and 9.2 rpg.
- Overall, Davis ranks 14th in the nation and 3rd in the Big Ten averaging 20.5 ppg.
 - Davis is 7th in the Big Ten, shooting 77.7% from the FT line (129-for-166). He is 2nd in the conference averaging 5.0 made FTs/gm.
 - He also ranks 10th in the B1G at 1.2 spg.
- Davis' 20.5 scoring average would rank as the 5th-best single effort in school history.
 - Wisconsin has not had a player average 20 points per game since Michael Finley averaged 20.5 ppg in the 1994-95 season.
- Davis is the only player in the Big Ten and 1 of 4 major conference players to lead his team in points (20.5 ppg), rebounds (8.3 rpg) and assists (2.3 apg).
 - Davis is also 2nd with 1.2 steals per game and ranks 3rd with 17 blocks.
- Davis has scored at least 30 points in a game 3 times this season. He has 9 games with at least 25+ points and has scored 20+ in 15 of 24 games.
 - Earlier this season, Davis became the first Badger to score 20+ points in 6 straight games since Alando Tucker in 2007.
- Davis is at his best in the big games, leading the nation in scoring against Top-25 foes.
 - In 7 games vs. ranked opponents this season, Davis is averaging 25.3 ppg and 8.6 rpg.
 - 37 at Purdue (3)
 - 30 vs. Houston (12)
 - 24 at OSU (21)
 - 14 vs. OSU (16)
 - 25 vs. MSU (14)
 - 22 at Illinois (18)
 - 25 at MSU (17)
 - Davis also leads all major conference players averaging 22.4 ppg away from home (road + neutral games).

- With 37 points at Purdue and 30 points at Indiana, Davis is the 2nd player ever to score 30 points in road wins at Mackey Arena and Assembly Hall in the same season, joining MSU's Sam Vincent in 1985.
- Averaging 8.3 rpg (9.2 in Big Ten play), Davis has been incredible on the glass:
 - Davis has 5 double-doubles, including back-to-back 15-rebound efforts vs. Minnesota and Illinois. He is the first Badger with consecutive 15-rebound games since 6-11 C Rashard Griffith in 1995.
 - Ethan Happ (10.1 in 2019 & 9.0 in 2017) and Frank Kaminsky (8.2 in 2015) are the only other Badgers to average 8.2+ rpg in the last 20 years.
- On his way to claiming Maui Invitational Tournament MVP, Davis put together a 3-game stretch during which he averaged 23.7 points and 6.7 rpg.

WHAT THEY'RE SAYING ABOUT JOHNNY DAVIS

"He's the clear riser in this class and the **favorite for the National Player of the Year award**. Wisconsin counts on him to be its central figure every single night, and he delivers.

- Sam Vecenie (The Athletic)

"Arguably the greatest story in college basketball: 'The Johnny Davis Show' ... Johnny Davis looks like a **First-Team All-American, perhaps a National Player of the Year**, and a future lottery pick in the NBA Draft."

- Gary Parrish (CBS)

"Johnny Davis with one of the best individual performances we've seen in a long time in the Big Ten. **Might be the Wooden Award frontrunner.**"

- Jeff Borzello (ESPN)

"Johnny Davis is a **first-team All-American** and is THE breakout player in America.

- Matt Norlander (CBS)

"No one has meant more to their team thus far than Johnny Davis.

Player of the Year Frontrunner."

- Jeff Goodman (Stadium)

"He's the definition of a two-way player. He's giving the same amount of effort on the defensive end ... and then offensively, it speaks for itself. **He's a fabulous player.**"

- Matt Painter (Head Coach, Purdue)

"I don't think there's any question he's moved into the discussion of First-Team All-American, Big Ten Player of the Year, or **National Player of the Year.**"

- Steve Lavin (Fox Sports)



CHARTING THE BADGERS

LED UW IN SCORING

	2021-22	Career
Brad Davison	5 (4-1)	30 (23-7)
Johnny Davis	17 (14-3)	19 (16-3)
Steven Crowl	4 (4-0)	4 (4-0)
Tyler Wahl	2 (1-1)	3 (2-1)

LED UW IN REBOUNDING

	2021-22	Career
Johnny Davis	16 (12-4)	22 (16-6)
Tyler Wahl	7 (7-0)	16 (11-5)
Brad Davison	1 (0-1)	9 (4-5)
Steven Crowl	4 (4-0)	4 (3-0)
Chris Vogt	3 (3-0)	3 (3-0)
Ben Carlson	2 (2-0)	2 (2-0)
Jahcobi Neath	1 (1-0)	1 (1-0)

LED UW IN ASSISTS

	2021-22	Career
Brad Davison	12 (11-1)	41 (24-17)
Johnny Davis	12 (9-3)	15 (11-4)
Chucky Hepburn	13 (10-3)	13 (10-3)
Tyler Wahl	7 (7-0)	11 (10-1)
Steven Crowl	6 (4-2)	6 (4-2)
Lorne Bowman	1 (1-0)	1 (1-0)
Jahcobi Neath	1 (1-0)	1 (1-0)
Chris Vogt	1 (1-0)	1 (1-0)

LED UW IN MINUTES

	2021-22	Career
Brad Davison	14 (12-2)	54 (41-13)
Johnny Davis	12 (10-2)	12 (10-2)
Tyler Wahl	5 (3-2)	5 (3-2)
Chucky Hepburn	1 (1-0)	1 (1-0)

Record in those contests in parentheses

2021-22 LINEUP RECORD

Hepburn, Davison, Davis, Wahl, Crowl	22-3
Hepburn, Davison, Neath, Wahl, Crowl	1-0
Hepburn, Davison, Davis, Carlson, Crowl	0-1
Hepburn, Davison, Wahl, Carlson, Crowl	0-1

ACTIVE WIN/LOSS STREAKS

Overall	Won 4
Vs. Unranked teams (AP)	Won 4
Vs. Ranked teams (AP)	Won 1
At Home	Won 1
At Home vs. Big Ten	Won 1
At Home vs. ranked Big Ten	Loss 1
At Home vs. unranked Big Ten	Won 1
At Home vs. non-conference	Won 3
At Home vs. ranked opp.	Loss 1
On Road	Won 4
On Road vs. Big Ten	Won 4
On Road vs. ranked opp.	Won 1
On Road vs. unranked opp.	Won 9
Neutral	Won 3
Neutral vs. ranked opp.	Won 1
Neutral vs. unranked opp.	Won 4

GOING ON THE OFFENSIVE

"This is a different Badgers team...This isn't your knockdown, drag-out, rough it up Badgers. They can do that too, but they can also outscore you."

- Stephen Bardo, FOX Sports

- The Badgers are averaging 70.9 ppg, which would be the team's 2nd-highest mark under Gard and the most since averaging 72.4 ppg during the 2016-17 season.
- According to KenPom.com, the Badgers have an adjusted offensive tempo of 67.3 possessions per game, which would be the team's fastest mark since he began tracking the stat in the 2001-02 season.
- Dating back to 2002, UW's second-fastest team was the 2005-06 squad that had an adjusted tempo of 65.2.
- To put it another way, 22.6% of UW's initial shot attempts (excluding FGAs off O-Reb.) have come in the first 10 seconds of the shot clock, the team's highest in at least 10 years.

ROAD WARRIORS

Wisconsin is 12-2 away from home, including an impressive 9-2 mark in true road games.

- UW owns the most true road wins (9) and most wins away from home (12) among all Big Ten teams.
- UW's 9 true road wins are tied with USC for most among major conference teams.
- UW's 12 road/neutral wins are also tied with USC for most among major conference teams.
- Wisconsin won games at Purdue, at Michigan State and at Indiana in the same season for the first time in school history.
- The Badgers are the first team to win at Mackey Arena, Breslin Center and Assembly Hall in the same season since Ohio State in 2010.
- UW also just recently earned a win at Rutgers.
- Under Greg Gard, the Badgers own a 41-36 (.532) record on the road overall, including 37-29 (.561) in Big Ten games.
- In fact, no Big Ten team has a better league road record than Wisconsin since 2016.

Big Ten Road Record, Since 2016 (thru 2/24/22)

Team	Record	Pct.
1. Wisconsin	37-29	.561
2. Purdue	36-29	.554
3. Michigan State	35-29	.547
4. Michigan	30-31	.492

- Under Gard, Wisconsin has 8 road wins over ranked teams, including a win at No. 3 Purdue and at No. 17 Michigan St. earlier this season.
- UW has already surpassed last season's win total in road/neutral games. The Badgers were 7-8 away from home in 2020-21.

DAVISON BECOMING A LEGEND

Senior **Brad Davison** is back for a 5th season and enjoying the best season of a career that is shaping up to be one of the best in Wisconsin Basketball history.

- Davison is 1 of just 4 players in Wisconsin history to accumulate 1,500 points, 500 rebounds and 300 assists, joining Michael Finley, Nigel Hayes and Ethan Happ.
- With five 3-pointers at Nebraska (1/27), Davison became Wisconsin's all-time 3-point leader. Davison now has 292 3FGs, surpassing Bronson Koenig (270) on the all-time chart.
- A Big Ten Co-Player of the Week (12/6), Davison is enjoying his finest offensive season, ranked 2nd on UW and 18th in the Big Ten avg 14.2 ppg.
- He leads UW with a 2.1 assist-to-turnover ratio, Davison has 55 assists to 26 turnovers.
- Davison has more than carried his weight this season. Since Dec. 1, Johnny Davis has scored below 19 points in 7 games. In those games, Davison averaged 16.0 ppg, shooting 40.7% FG including 39.6% 3FG (21-for-53).
- Davison is 2nd in the Big Ten shooting 36.0% (45-125) from 3-point range during league play this season, averaging 2.5 triples a game.
- Davison already has seven 20-point games this season, most recently scoring 21 points at Indiana (2/15). It's just the latest in a career full of signature performances:

DAVISON'S TOP-5 SCORING OUTINGS

- 30 pts (8 3s) at Nebraska in 2020
- 30 pts (7 3s) vs Michigan State in 2018
- 29 pts (5 3s) vs. N. Carolina in 2021 NCAAAs
- **27 pts (5 3s) at Georgia Tech on Dec. 1, 2021**
- 26 pts (6 3s) at Western Kentucky in 2019
- He leads the B1G shooting 89.1% (90-101) FT.
- For his career, Davison ranks 4th in UW history shooting 84.5% at the charity stripe.
- Davison has been an ironman during his Wisconsin career, appearing in all 156 games he has been eligible (152 straight starts).
- Davison has now climbed up to 6th place on Wisconsin's all-time scoring list and needs 108 points to crack the top five all-time at UW:

CAREER POINTS

4.	1,857	Nigel Hayes	2014-17
5.	1,854	Danny Jones	1987-90
6.	1,761	Brad Davison	2017-present
7.	1,745	Claude Gregory	1978-81
8.	1,736	Rick Olson	1983-86

- Davison also ranks in UW's career annals for:
 - 1st - Games Started (152)
 - 1st - Games Played (156)
 - 1st - 3-Pt Field Goals (292)
 - 1st - 3-Pt Field Goal Att. (812)
 - 1st - Minutes Played (4,968)
 - T-4th - Free Throw % (.845, 387-458)
 - 8th - Assists (329)
 - 9th - Steals (155)

2021-22 BIG TEN STANDINGS

Team	Conf.	Overall
Wisconsin (#13)	14-4	23-5
Purdue (#4)	13-5	24-5
Illinois (#15)	13-5	20-8
Ohio State (#22)	11-6	18-8
Iowa (#25)	10-7	20-8
Michigan State (RV)	10-7	19-9
Rutgers (RV)	10-8	16-12
Michigan	9-8	15-12
Indiana	9-9	18-10
Penn State	7-11	12-14
Maryland	6-12	14-15
Northwestern	6-12	13-14
Minnesota	4-14	13-14
Nebraska	2-16	8-21

RECORDS THRU FEB. 27, 2022

AP TOP 25 (WEEK 17 - 2/28/22)

Team	Record	Points
1 Gonzaga (46)	24-3	1504
2 Arizona	25-3	1360
3 Baylor (4)	24-5	1342
4 Duke (11)	25-4	1306
5 Auburn	25-4	1268
6 Kansas	23-5	1224
7 Kentucky	23-6	1215
8 Purdue	24-5	1129
9 Providence	24-3	1021
10 Wisconsin	23-5	865
11 Villanova	21-7	861
12 Texas Tech	22-7	850
13 Tennessee	21-7	770
14 Houston	24-4	759
Arkansas	23-6	759
16 USC	25-4	557
17 UCLA	21-6	498
18 UConn	21-7	480
19 Saint Mary's	24-6	449
20 Illinois	20-8	383
21 Texas	21-8	364
22 Murray State	28-2	333
23 Ohio State	18-8	191
24 Iowa	20-8	99
25 Alabama	19-10	90

Others receiving votes: Boise State 56, Davidson 20, Colorado State 19, South Dakota State 12, Notre Dame 9, LSU 7, Michigan State 6, San Diego State 5, Marquette 4, Iowa State 4, North Texas 3, Vermont 2, Northern Iowa 1

TOP-10 TAKEDOWNS

Wisconsin's win at No. 3 Purdue earlier this season was just the latest in a long line of top-10 takedowns under head coach Greg Gard.

- In fact, the Badgers have 9 wins over top-10 teams under Gard, including 6 such wins away from home (4 on the road):

Wins Over Top-10 Opponents Under Greg Gard

Opponent	Score	Date
#3 at Purdue	74-69	1/3/22
#5 at Ohio State	61-57	1/3/20
#2 Michigan	64-54	1/19/19
#6 Purdue	57-53	2/14/18
#1 vs. Villanova (NCAA)	65-62	3/18/17
#9 vs. Xavier (NCAA)	66-63	3/20/16
#8 at Iowa	67-59	2/24/16
#2 at Maryland	70-57	2/13/16
#4 Michigan State	77-76	1/17/16

BATTLE-BACK BADGERS

"Hopefully nobody left early. If they did, that will teach them not to give up on this team."

Those were the words from head coach **Greg Gard** after the Badgers' historic 22-point comeback win vs. Indiana (12/8). Wisconsin has shown an impressive resiliency all season long.

- UW has won 4 games when trailing by double digits this season, including 3 second-half comebacks of 10+ points.
- UW has 3 second-half, double-digit comebacks for the first time in the same season since 1999-00. That year, UW came back from 15 (vs. ILL), 13 (at IOWA) and 12 points (vs. IND).
- Hosting Indiana (12/8), Wisconsin was down by as many as 22 points, including 18 in the second half before pulling out a 64-59 win.
- UW's 22-pt comeback matched the largest in school history. UW also erased a 22-point deficit in an 82-81 OT win vs. Ohio State in 1976.
- In that game, the Badgers also equaled the team's greatest 2nd-half comeback (18).
- UW trailed Nicholls by 12 points with 18:40 left in the 2nd half before winning, 71-68.
- In the Maui Invitational championship game, the Badgers trailed Saint Mary's by 10 (37-27) with ~16:00 left before claiming a 61-55 win.
- Wisconsin trailed Texas A&M by 16 (26-10) in the first half, before putting together a 51-9 run to storm back for a 69-58 win.

WALL-TO-WAHL PLAYER

"Tyler Wahl is one of the best defenders in the country. The box score doesn't truly indicate his value." - Jay Bilas, ESPN

- Wahl had ESPN's Jay Bilas singing his praises after an All-Tournament Team performance during the Maui Invitational in Las Vegas.
- In 3 games, Wahl averaged 11.0 ppg (18 pts and 4 blk in championship game), plus 5.3 rpg.
- More recently, Wahl has found his scoring stride with double figures 14 of his last 17.
- That includes a career-high 23 points vs. Rutgers (2/12). Wahl shot 9-for-14 from the

floor, including 1-1 3FG, 4-5 FT. He also tallied 3 rebounds, 2 assists and 2 steals.

- Wahl also had 20-point outings at Maryland (21 pts) and vs. #16 Ohio State (20 pts), which marked the first 20-pt games of his career.
- Wahl scored the game-winning basket with 31sec left to beat Penn State, 51-49, on Feb. 5.
- He did not play vs. Michigan St (1/21) - injury.
- On the year, Wahl ranks 3rd on the team in scoring (11.2 ppg) and 2nd in rebounding (5.9 rpg). He leads the team shooting 52.4% FG.
- Wahl is tied for the team lead with 20 blocks.
- Wahl has improved in each of his 3 seasons:

Wahl Year-by-Year

Year	PPG	RPG	FG%	FT%
2019	2.6	2.6	.430	.389
2020	5.2	4.3	.436	.567
2021	11.2	5.9	.524	.690

GARD'S GUIDANCE

"Greg Gard is sitting at that table for National Coach of the Year." - Matt Norlander (CBS), Jan. 7, 2022

In his 7th season as head coach, **Greg Gard** has guided the Badgers to one of their best starts. That's just the latest line on a resume that stacks up among the Big Ten's best of the last 40 years.

- Gard has guided the Badgers to a record of 142-75 (.654), the 4th-highest win total and 3rd-highest win percentage in UW annals.

Best Win Pct, Wisconsin Coaches (min. 50 wins)

Coach (School, Years)	Record	Pct.
1. Bo Ryan (2002-15)	364-130	.737
2. Walter Meanwell (1912-17, '21-34)	246-99	.712
3. Greg Gard (2016-present)	142-75	.564
4. Dick Bennett (1996-2000)	94-68	.580
5. Bud Foster (1935-59)	265-267	.498

- With a conference record of 83-49, Gard's .629 win percentage ranks 7th among Big Ten coaches of the last 40 years (since 1980).

Best Win Pct, B1G Coaches w/ 50+ Wins (since 1980)

Coach (School, Years)	Record	Pct.
1. Bo Ryan, WIS (2002-15)	172-68	.717
2. Bob Knight, IND (1972-2000)	353-151	.700
3. Tom Izzo, MSU (1995-)	321-149	.683
4. Thad Matta, OSU (2005-17)	150-78	.658
5. Mark Turgeon, MD (2015-21)	90-50	.643
6. Greg Gard, WIS (2016-)	83-49	.629
7. Matt Painter, PUR (2005-)	192-114	.628
8. Gene Keady, PUR (1981-05)	265-169	.611

(thru games played Feb. 27, 2022)

BY ANY MEANS NECESSARY

Wisconsin is off to its best start in years and has done so by winning in a variety of ways.

- **Wire-to-wire:** Never trailed vs. Ohio State or Houston and led for the final 38:05 vs. Iowa.
- **Rally from behind:** Matched the largest comeback in school history by erasing a 22-point deficit vs. Indiana, plus a 16-point hole vs. Texas A&M, 12-point deficit vs. Nicholls, 10-point deficit against Saint Mary's and 7-point second-half deficits at Purdue and Indiana.
- **Win big:** Double-digit wins over Ohio State (10), Marquette (13) and Texas A&M (11).
- **Win close:** 14-1 in games decided by 6 or fewer points.
- **Win with offense:** UW scored over 80 in wins against Marquette, Iowa and Northwestern and 78 points vs. OSU.
- **Win with defense:** UW held Indiana, Penn State, Saint Mary's and Texas A&M under 60 points.

CHUCKY AT THE POINT

"Chucky brings a vision and a feel to the floor that we've only had with a few guys the 20 years I've been here...He's a natural at it." - Greg Gard

- True freshman point guard **Chucky Hepburn** has proven to be wise beyond his years, starting every game for the Badgers this season.
- In recent road wins at #17 Michigan State and at Indiana, Hepburn averaged 9.5 ppg with 6 assists and zero turnovers in 67 minutes.
 - Over the last 6 games, Hepburn has just 6 turnovers in 205 minutes played.
- He has scored double figures 10x this season, including a career-high 15 pts vs. Marquette (12/4) and 14 pts at Northwestern (1/18).
 - UW is 10-0 this season in games when Hepburn scores in double figures.
- Hepburn is maintaining a 1.8 assist-to-turnover ratio with 63 dimes and 35 turnovers.
- Since 2010, Hepburn trails only Josh Gasser for the best assist-to-turnover ratio by a Badger in his freshman season.

Assist-to-Turnover Ratio in First Season (min. 30 ast)

Player (Years)	Ast	TO	Ratio
1. Josh Gasser (2010-11)	75	30	2.5
2. Chucky Hepburn (2021-22)	63	35	1.8
3. D'Mitrik Trice (2016-17)	63	37	1.7
4. Brad Davison (2017-18)	83	59	1.4

- Named Big Ten Co-Freshman of the Week (12/6), Hepburn leads the team in assists (63) and steals (34).
- Hepburn became the first true freshman to start in a season opener for Wisconsin since Devin Harris in 2001-02.
 - He became just the 5th UW freshman to score in double figures (13pts) in the season opener since 2000.

CROWL COMING ON

Playing 12 games and a total of 39 minutes last season, sophomore forward **Steven Crowl** has started all 28 games this season, continuing to develop and grow his game with experience.

- Over the last 5 games, Crowl is averaging 11.8 points per game shooting 63.9% from the floor, 50.0% 3FG (5-10), and 8-for-10 FT.
- Crowl has reached double-figure scoring in 7 of the last 12 games for Wisconsin. He's scored 9+ points in 12 of the last 15 games.
- Wisconsin is 12-1 in games this season when Crowl scores in double figures.
- Crowl ranks 2nd for UW shooting 51.2% FG. In Big Ten play, that number climbs to a team-high 55.6% FG (65-117), including 35.7% 3FG.
- He is shooting 80.0% (36-45) at the free throw line, including 87.0% in Big Ten play.
- Crowl led UW in scoring at Minnesota (2/23) with 20 points - 1 short of his career high - shooting 7-for-9 FG and 5-6 FT, plus 7 boards.
- Crowl scored a season-high 21 points vs. Illinois State (12/29), shooting 7-for-8 FG (2-2 3FG). He also grabbed 7 rebounds that game.

MAUI INVITATIONAL CHAMPS

Wisconsin claimed its first-ever Maui Invitational championship last week in Las Vegas. UW became the first Big Ten school to win the Maui Invitational since Illinois in 2012.

- **Johnny Davis** was named tournament MVP after averaging 23.7 ppg and 6.7 rpg.
- **Tyler Wahl** averaged 11.0 ppg and 5.3 rpg to earn All-Tournament honors.

WISCONSIN 69, TEXAS A&M 58

- Trailing by as many as 16 in the first half, UW used two big runs of 15-1 and 15-3 to take the lead never look back in the win.
- Davis tallied a career-high 20 points and 9 rebounds, with Davison adding 19 points (6-6 FT) and 7 rebounds.

WISCONSIN 65, #12 HOUSTON 63

- Wisconsin jumped to a 13-0 lead and shot a season-high 49.6% FG (57.1% in 1H). The Badgers turned it over just 9 times. Houston entered averaging 17.0 forced TOs per game.
- UW held Houston to just 20 first-half points.
- Davis scored a then-career-high 30 points, while Davison and Wahl each added 9 points.

WISCONSIN 61, SAINT MARY'S 55

- UW erased a 10-point second-half deficit (37-27 with 15:58 left).
- Davis had 20 points and 7 rebounds, while Tyler Wahl added a career-high 18 points, 5 rebounds and 4 blocks.

WINNING AT WISCONSIN

With a record of 23-5, the Badgers have reached the 20-win milestone yet again. Since 2003, Wisconsin has won at least 20 games in 17 of 20 seasons, including a school-record 36 wins in 2014-15.

Greg Gard has five 20-win seasons on his ledger with a high of 27 wins in 2016-17, a mark that ranks 5th in UW history.

Wisconsin Record Book, Single-Season Wins

1.	36	2014-15	10.	24	2002-03
2.	31	2007-08		24	2009-10
3.	30	2006-07	12.	23	2021-22
	30	2013-14		23	2012-12
5.	27	2016-17		23	2018-19
6.	26	2011-12	15.	22	2015-16
7.	25	2004-05		22	1998-99
8.	25	2010-11		22	1999-00
	25	2003-04	18.	21	2019-20

BADGERS' ATTENDANCE IS B1G

- This season, the Badgers have played in front of an average of 16,149 fans at their home games this season. That leads the Big Ten and ranks 7th nationally.
- Including the last season in which fans were allowed (2019-20), Wisconsin has led the Big Ten in attendance in 14 of the last 18 seasons and has finished among the nation's top 7 in each of the last 20 years.

UW Attendance (Kohl Center era: 1998-2022)

Year	Average	B1G Rank	NCAA
1997-98*	13,335	7th	22nd
1998-99	15,770	2nd	10th
1999-00	16,163	3rd	11th
2000-01	16,811	2nd	7th
2001-02	15,528	3rd	6th
2002-03	16,930	1st	6th
2003-04	17,142	1st	6th
2004-05	17,142	1st	5th
2005-06	17,142	1st	7th
2006-07	17,190	2nd	7th
2007-08	17,190	1st	7th
2008-09	17,230	1st	6th
2009-10	17,230	1st	6th
2010-11	17,230	1st	7th
2011-12	17,181	1st	5th
2012-13	16,843	2nd	7th
2013-14	17,104	2nd	7th
2014-15	17,279	1st	5th
2015-16	17,287	2nd	6th
2016-17	17,287	1st	6th
2017-18	17,272	1st	5th
2018-19	17,170	1st	5th
2019-20	16,912	1st	6th
2020-21^	--	--	--
2021-22	16,393	1st	7th

* Wisconsin played 8 of its 15 home games at the UW Field House (capacity 11,500)

^ Wisconsin did not allow spectators due to the COVID-19 pandemic

WISCONSIN BASKETBALL RECORD BOOK WATCH

INDIVIDUAL CAREER

POINTS

1.	2,217	Alando Tucker	2003-07
2.	2,147	Michael Finley	1992-95
3.	2,130	Ethan Happ	2016-19
4.	1,857	Nigel Hayes	2014-17
5.	1,854	Danny Jones	1987-90
6.	1,761	Brad Davison	2017-present
7.	1,745	Claude Gregory	1978-81
8.	1,736	Rick Olson	1983-86
9.	1,545	Trent Jackson	1986-89
10.	1,533	Jordan Taylor	2009-12
11.	1,532	Mike Wilkinson	2002-05
12.	1,459	Bronson Koenig	2014-17
13.	1,458	Frank Kaminsky	2012-15
14.	1,454	Kirk Penney	2000-03
15.	1,430	D'Mitrik Trice	2016-2021
16.	1,425	Devin Harris	2002-04
17.	1,408	Clarence Sherrod	1969-71
18.	1,405	Cory Blackwell	1982-84
19.	1,376	Jon Leuer	2008-11
20.	1,363	Sam Dekker	2013-15

3-POINT FIELD GOALS

1.	292	Brad Davison	2017-present
2.	270	Bronson Koenig	2014-17
3.	244	D'Mitrik Trice	2016-2021
4.	235	Ben Brust	2011-14
5.	227	Tim Locum	1988-91
6.	217	Kirk Penney	2000-03
7.	213	Michael Finley	1992-95
8.	212	Jason Bohannon	2007-10
9.	193	Trent Jackson	1986-89
10.	187	Devin Harris	2002-04

3-POINT FIELD GOAL ATTEMPTS

1.	812	Brad Davison	2017-present
2.	695	Bronson Koenig	2014-17
3.	641	D'Mitrik Trice	2016-2021
4.	631	Michael Finley	1992-95
5.	606	Ben Brust	2011-14
6.	561	Kirk Penney	2000-03

ASSISTS

5.	388	Mike Heineman	1984-87
6.	371	Michael Finley	1992-95
7.	344	Mike Kelley	1998-01
8.	329	Brad Davison	2017-present
9.	335	Tom Molaski	1986-89
10.	319	Nigel Hayes	2014-17

STEALS

7.	168	Michael Finley	1992-95
8.	164	Devin Harris	2002-04
9.	155	Brad Davison	2017-present
10.	151	Trent Jackson	1986-89
11.	133	Hennssy Auriantal	1996-99
	133	Nigel Hayes	2014-17

FREE THROWS

5.	408	Clarence Sherrod	1969-71
	408	Danny Jones	1987-90
7.	394	Mike Wilkinson	2002-05
8.	387	Brad Davison	2017-present
9.	373	Jordan Taylor	2009-12
10.	369	Ethan Happ	2016-19

FREE THROW PCT. (MIN. 175 FTAS)

1.	.870	Rick Olson (260-299)	1983-86
2.	.856	Tim Locum (166-194)	1988-91
3.	.848	Jason Bohannon (228-269)	2007-10
4.	.845	Brad Davison (387-458)	2017-present
5.	.837	Josh Gasser (292-349)	2011-15
6.	.817	Wes Matthews (273-334)	1978-80
7.	.814	Bronson Koenig (193-237)	2014-17

GAMES STARTED

1.	152	Brad Davison	2017-present
2.	144	Josh Gasser	2011-15
3.	139	Ethan Happ	2016-19
4.	126	Alando Tucker	2003-07
5.	116	Mike Kelley	1998-01
6.	112	Rick Olson	1983-86
	112	Michael Finley	1992-95
	112	Nigel Hayes	2014-17
9.	109	Andy Kowske	1998-01
	109	Danny Jones	1987-90

GAMES PLAYED

1.	156	Brad Davison	2017-present
2.	150	Nigel Hayes	2014-17
3.	148	Josh Gasser	2011-15
	148	Bronson Koenig	2014-17
5.	144	Frank Kaminsky	2012-15
6.	143	D'Mitrik Trice	2018-21
7.	139	Ethan Happ	2016-19
8.	136	Joe Krabbenhoft	2006-09
	136	Jordan Taylor	2009-12
10.	135	Jason Bohannon	2007-10
	135	Khalil Iverson	2016-19

MINUTES PLAYED

1.	4,968	Brad Davison	2017-present
2.	4,774	Josh Gasser	2011-15
3.	4,446	Nigel Hayes	2014-17
4.	4,297	Alando Tucker	2003-07
5.	4,125	D'Mitrik Trice	2016-2021
6.	4,115	Ethan Happ	2016-19
7.	4,075	Bronson Koenig	2014-17
8.	4,023	Mike Wilkinson	2002-05
9.	3,962	Rick Olson	1983-86
10.	3,950	Jordan Taylor	2009-12

COACHING WINS, OVERALL

1.	364-130 (.737)	Bo Ryan (2002-15)
2.	265-267 (.498)	Harold Foster (1935-59)
3.	246-99 (.712)	Walter Meanwell (1912-17, '21-34)
4.	142-75 (.654)	Greg Gard (2016-present)
5.	128-165 (.437)	Steve Yoder (1983-92)
6.	100-114 (.467)	John Erickson (1960-68)
7.	94-68 (.580)	Dick Bennett (1996-00)

COACHING WINS, BIG TEN

1.	172-68 (.717)	Bo Ryan (2002-15)
2.	158-80 (.660)	Walter Meanwell (1912-17, '21-34)
3.	143-182 (.440)	Harold Foster (1935-59)
4.	83-49 (.629)	Greg Gard (2016-present)
5.	52-74 (.413)	John Erickson (1960-68)

INDIVIDUAL SEASON

SCORING AVERAGE

1.	23.8	Clarence Sherrod	1970-71
2.	22.7	Joe Franklin	1967-68
3.	22.4	Clarence Sherrod	1969-70
4.	22.1	Michael Finley	1992-93
5.	20.5	Johnny Davis	2021-22
5.	20.5	Michael Finley	1994-95

TEAM SEASON

BIG TEN WIN TOTAL

1.	16-2	.889	2014-15
	16-2	.889	2014-15
3.	14-6	.700	2018-19
	14-6	.700	2019-20
	14-4	.765	2021-22
6.	13-3	.813	2006-07
	13-5	.722	2009-10
	13-5	.722	2010-11

FEWEST TURNOVERS PER GAME

1.	7.4	296 in 40 games	2014-15
2.	7.6	258 in 34 games	2010-11
3.	8.1	307 in 38 games	2013-14
4.	8.7	234 in 27 games	2021-22
5.	8.8	289 in 33 games	2009-10
6.	8.9	320 in 36 games	2011-12

INDIVIDUAL SINGLE GAME

3-POINT FIELD GOALS

1.	8	Bronson Koenig vs. Va. Tech	3/16/17
	8	Brad Davison at Nebraska	2/15/20
3.	7	15 times; Most recent: D'Mitrik Trice vs. Oklahoma	11/22/18

BIG TEN RECORDS – CAREER

3-POINT FIELD GOALS

6.	327	Cory Bradford (Illinois)	1998-02
7.	320	Craig Moore (Northwestern)	2006-09
8.	317	Talor Battle (Penn State)	2008-11
9.	308	Joe Crispin (Penn State)	1998-01
10.	306	Chris Hill (Michigan St)	2001-05

--	301	Trent Frazier (Illinois)	2017-present
--	292	Brad Davison (Wisconsin)	2017-present

COACHING WINS, BIG TEN

31.	86-68 (.558)	O.B. Cowles, MINN	1948-59
32.	83-89 (.483)	Jim Dutcher, MINN	1975-86
	83-49 (.629)	Greg Gard, WIS	2016-present
34.	81-48 (.628)	Mark Turgeon, MD	2011-19
35.	72-41 (.637)	Bucky O'Connor, IOWA	1952-58
36.	70-150 (.318)	Bill Carmody, NU	2000-13



THE GARD FILE

■ Career Record (7th Season): 142-75 (.654)

- Record at Wisconsin (7th Season): 142-75 (.654)
- Big Ten Record (7th Season): 83-49 (.629)
- NCAA Tournament Appearances/Record: 4 / 5-4 (.556)
- Hometown: Cobb, Wis.
- Alma Mater: UW-Platteville, 1995 (Physical & Health Ed)
- Master's Degree: UW-Platteville, 2007 (Counselor Ed)
- Family: Wife, Michelle
Daughters, Mackenzie and Peyton; Son, Isaac

COACHING EXPERIENCE

Position	School	Years
Assistant Coach	Southwestern (Wis.) HS	1990-93
Assistant Coach	Platteville (Wis.) HS	1993-94
Assistant Coach	UW-Platteville	1993-99
Assistant Coach	UW-Milwaukee	1999-01
Assoc. Head Coach	Wisconsin	2001-15
Head Coach	Wisconsin	2015-Present

CAREER HIGHLIGHTS

Date	Highlight
Dec. 15, 2015	Assumed role of interim head coach upon the retirement of Bo Ryan
Dec. 23, 2015	First career win, 84-79, vs. Green Bay
Jan. 2, 2016	First Big Ten win, 79-57, vs. Rutgers
Jan. 17, 2016	First ranked win, 77-76, vs. #4 MSU
Jan. 26, 2016	UW claimed 82-79 overtime win over eventual Big Ten champion #19 Indiana
Feb. 13, 2016	First road win over ranked team, 70-57, at #2 Maryland
March 7, 2016	Officially named Wisconsin head coach
March 18, 2016	First NCAA tournament win, 47-43, against 10th-seeded Pittsburgh
April 4, 2016	Jim Phelan National Coach of the Year
March 18, 2017	Led UW to its fourth-ever win over No. 1 team in the nation with a 65-62 victory over top-seeded Villanova in NCAA tournament second round
Feb. 15, 2018	UW tallied sixth top-10 win in three seasons under Gard (#6 Purdue, 57-53)
Jan. 19, 2019	UW tops #2 Michigan, 64-54
Jan. 3, 2020	UW won at #5 Ohio State, 61-47
March 7, 2020	Leads UW to Big Ten championship with 60-56 win at Indiana
Nov. 24, 2021	UW wins first Maui Invitational title
Jan. 3, 2022	UW wins at #3 Purdue, 74-69

Greg Gard, a coaching veteran of 30-plus years, enters his seventh season leading the Wisconsin men's basketball program in 2021-22 after proving himself as one of the best head coaches in the Big Ten. Gard earned 2020 Big Ten Coach of the Year honors after leading the Badgers to the regular season conference championship in 2019-20.

Wisconsin's incredible postseason success hasn't wavered on Gard's watch either, participating in the NCAA tournament in five of his first six seasons (Big Ten automatic qualifier status in canceled 2020 Big Dance, due to COVID pandemic). Most recently in 2020-21, Gard led the Badgers to an NCAA tournament first-round win over North Carolina, advancing UW to the second round of the NCAA tournament for the fifth time in its last six trips to The Big Dance.

Gard's postseason ledger includes a pair of Sweet 16 appearances in each of his first two seasons at the helm. In fact, Gard is just the third coach in the last 20 years to pilot his team to the Sweet 16 in each of his first two seasons, joining UCLA's Steve Lavin (1996-97) and Gonzaga's Mark Few (2000-01).

In his first six seasons as head coach, Gard posted a record of 119-70, the second-fastest (157 games) Wisconsin coach to 100 overall wins in the NCAA tournament era. He also guided UW to a conference record of 69-45. His .605 conference win percentage ranked eighth among Big Ten coaches the last 40 years.

After initially taking over on an interim basis midway through the 2015-16 season, Gard would go on to win the Jim Phelan National Coach of the Year Award that season and was officially named head coach of the Badgers on March 7, 2016. Through six seasons, Gard has already risen to fifth on the school's all-time wins list and owns the third-best win percentage in Wisconsin program history.

The 2020-21 season brought unprecedented challenges due to the global COVID-19 pandemic, but the leadership of Gard and his staff helped navigate the Badgers to an NCAA tournament appearance. The Badgers finished the season 18-13 overall (10-10 Big Ten), highlighted with an 85-62 win over North Carolina in the first round of the NCAA tournament.

Gard's leadership during the 2019-20 season might have been his best. After opening 5-5 overall and 5-5 in the Big Ten, Wisconsin won nine of its last 10

games, including its final eight games of the season to win a share of the 2020 conference championship and claim the No. 1 seed for the later canceled Big Ten tournament. During that run, UW knocked off No. 14 Michigan State, won at No. 19 Michigan and closed the season with a win at Indiana to clinch the title.

In his inaugural season as head coach, Gard led the Badgers to the 2016 NCAA Tournament Sweet 16, becoming just the second-ever first-year coach to win the Jim Phelan National Coach of the Year award. He followed that up by leading UW to the fifth-highest single-season win total in school history (27-10) and making a second-consecutive visit to the Sweet 16.

Gard's Badgers would follow that up with another 12-6 conference campaign in 2017, finishing second in both the regular season and the Big Ten tourney. UW capped off its 27-win season with a signature win in the NCAA tournament, knocking off the nation's No. 1 team Villanova, 65-62, to advance to the Sweet 16.

In 2018-19, Gard piloted the Badgers back to the Big Dance, posting a 23-11 overall record and 14-6 in the Big Ten. UW won 14 conference games for just the 3rd time in school history.

During his tenure as head coach, Gard has helped a pair of players reach first-team All-Big Ten status: Nigel Hayes in 2016 and third-team All-American Ethan Happ received the distinction in both 2017, 2018 and 2019.

Gard served as an assistant at Wisconsin for 14-plus seasons, including the final seven as the associate head coach. Gard served as the Badgers' recruiting coordinator in addition to constructing future game schedules and director of the Badger Boys Basketball Camps.

Gard helped guide the Badgers to back-to-back Final Fours in 2014 and 2015, and in 2015 UW reached its first national championship game since 1941.

In fact, Gard has been on the bench for each of the top 13 winningest seasons at Wisconsin.

Prior to coming to Wisconsin in 2001, Gard spent the previous two seasons as Ryan's assistant at UW-Milwaukee. Previously, Gard served as an assistant coach to Ryan at UW-Platteville from 1993-99. During Gard's years on the Pioneer staff, UW-Platteville compiled a 161-13 (.925) record and won three NCAA Division III titles, five straight Wisconsin Intercollegiate Athletic Conference (WIAC) championships and appeared in six consecutive NCAA tournaments.

GARD YEAR-BY-YEAR

Year	School	Record	Pct.	Conf.	Record	Place	Postseason
2015-16	Wisconsin	15-8	.652	Big Ten	12-6	T-3rd	NCAA Sweet 16
2016-17	Wisconsin	27-10	.730	Big Ten	12-6	T-2nd	NCAA Sweet 16
2017-18	Wisconsin	15-18	.455	Big Ten	7-11	9th	--
2018-19	Wisconsin	23-11	.676	Big Ten	14-6	4th	NCAA First Round
2019-20	Wisconsin	21-10	.677	Big Ten	14-6	T-1st	Postseason canceled
2020-21	Wisconsin	18-12	.600	Big Ten	10-10	6th	NCAA Second Round
2021-22	Wisconsin	23-5	.821	Big Ten	14-4	--	
Totals (7 seasons)		142-75	(.654)		83-49	(.629)	4 NCAA appearances

GARD vs. DIVISION I TEAMS

Team	Home	Away	Neut.	Total	Team	Home	Away	Neut.	Total
Arkansas-Pine Bluff	1-0	0-0	0-0	1-0	North Carolina	0-0	0-0	1-1	1-1
Baylor	0-0	0-0	0-2	0-2	North Carolina State	1-0	0-1	0-0	1-1
Central Arkansas	1-0	0-0	0-0	1-0	Northwestern	3-2	4-1	1-0	7-3
Chicago State	2-0	0-0	0-0	2-0	Notre Dame	0-0	0-0	0-1	0-1
Coppin State	1-0	0-0	0-0	1-0	Ohio State	4-2	2-2	0-0	6-4
Creighton	0-0	0-1	0-0	0-1	Oklahoma	1-0	0-0	1-0	2-0
Eastern Illinois	2-0	0-0	0-0	2-0	Oregon	0-0	0-0	0-1	0-1
Florida	0-0	0-0	0-1	0-1	Penn State	4-0	4-1	1-0	9-1
Florida A&M	1-0	0-0	0-0	1-0	Pittsburgh	0-0	0-0	1-0	1-0
Georgetown	0-0	0-0	1-0	1-0	Prairie View A&M	1-0	0-0	0-0	1-0
Georgia Tech	0-0	1-0	0-0	1-0	Providence	0-0	0-0	0-0	0-1
Grambling State	1-0	0-0	0-0	1-0	Purdue	2-2	1-5	0-0	3-7
Green Bay	6-0	0-0	0-0	6-0	Rhode Island	1-0	0-0	0-0	1-0
Houston	0-0	0-0	1-0	1-0	Rider	1-0	0-0	0-0	1-0
Houston Baptist	1-0	0-0	0-0	1-0	Richmond	0-0	0-0	0-1	0-1
Idaho State	1-0	0-0	0-0	1-0	Rutgers	4-1	1-2	1-0	6-3
Illinois	3-2	4-2	0-0	7-4	St. Francis Brooklyn	1-0	0-0	0-0	1-0
Illinois State	1-0	0-0	0-0	1-0	Saint Mary's	0-0	0-0	1-1	1-1
Indiana	6-0	3-2	1-0	9-2	Savannah State	1-0	0-0	0-0	1-0
Iowa	2-2	2-3	0-1	4-6	South Carolina State	1-0	0-0	0-0	1-0
Louisville	1-0	0-0	0-0	1-0	Stanford	0-0	0-0	1-0	1-0
Loyola	1-0	0-0	0-0	1-0	Syracuse	1-0	0-0	0-0	1-0
Marquette	2-1	1-2	0-0	3-3	Temple	0-0	0-1	0-0	0-1
Maryland	3-2	3-2	1-0	7-4	Tennessee	0-0	1-0	1-0	2-0
UMass Lowell	1-0	0-0	0-0	1-0	Texas A&M	0-0	0-0	1-0	1-0
McNeese State	1-0	0-0	0-0	1-0	UCLA	0-0	0-0	0-1	0-1
Michigan	4-2	1-3	0-1	5-6	Villanova	0-0	0-0	1-0	1-0
Michigan State	2-3	2-4	0-2	4-9	Virginia	0-0	0-1	0-1	0-2
Milwaukee	2-0	0-0	0-0	2-0	Virginia Tech	0-0	0-0	1-0	1-0
Minnesota	5-1	4-1	0-0	9-2	Western Kentucky	1-0	0-1	0-0	1-1
Nebraska	3-1	5-1	1-1	9-3	Xavier	0-1	1-0	1-0	2-1
New Mexico	0-0	0-0	0-1	0-1	Yale	1-0	0-0	0-0	1-0
Nicholls	1-0	0-0	0-0	1-0	Total	83-23	40-36	18-16	141-75

HOME SWEET HOME

The Badgers are VERY good at the Kohl Center



WISCONSIN AT HOME SINCE 2001-02

298-48 (.861)	Overall Home Record
152-34 (.817)	vs. Big Ten teams
146-14 (.913)	vs. non-conference teams
113-15 (.883)	vs. unranked Big Ten teams
48-23 (.676)	vs. teams ranked in the AP top 25
35-5 (.875)	vs. in-state teams
Win Streak	vs. IND (16-0), PSU (16-0)
One-loss	vs. NEB (5-1)
Two-loss	vs. MINN (16-2), MICH (14-2), IOWA (13-2), MARY (3-2)

NCAA'S TOUGHEST VENUES

Since the Kohl Center opened in 1998, Wisconsin has been nearly unbeatable on its home floor. In fact, among active venues, the Kohl Center is among the toughest for road teams to come in and steal a win.

Team	Record	Pct.
1. Gonzaga (McCarthy Center)	243-15	.942
2. Kentucky (Rupp Arena)	629-77	.891
3. Kansas (Allen Fieldhouse)	825-116	.877
4. Belmont (Curb Events Center)	218-31	.876
5. Oregon (Matthew Knight Arena)	178-26	.873
6. Michigan State (Breslin Center)	444-67	.869
7. Murray St. (CFSB Center)	291-45	.866
8. UCLA (Pauley Pavilion)	784-128	.860
9. Xavier (Cintas Center)	285-50	.851
10. Wisconsin (Kohl Center)	326-59	.847

(games through Feb. 16, 2022)

STREAKING

Of the 9 longest home streaks in school history, 5 have come in the last 18 seasons, including a record 38-game home win streak from 2002 to 2005.

No.	Began	Ended
38	12/7/2002 (UNLV)	1/25/2005 (ILL)
33	3/8/1911 (NW)	1/23/1915 (Chic.)
28	2/8/2006 (IND)	12/8/2007 (Marq.)
24	1/14/1929 (IND)	2/14/1931 (MIN)
23	2/13/2010 (IND)	12/3/2011 (Marq.)
19	1/17/2016 (MSU)	2/12/2017 (NW)
18	2/27/1909 (PUR)	3/1/1911 (MIN)
18	2/19/1915 (PUR)	1/26/1917 (Chic.)
18	2/5/2009 (ILL)	2/9/2010 (ILL)

- Since the 2001-02 season when **Greg Gard** first joined staff, Wisconsin has compiled a 298-48 (.861) record at the Kohl Center.
- Over the last 21 seasons, UW is 152-34 (.823) in Big Ten home games, the best mark in the conference.
- Over the last 21 seasons, 216 of the Badgers' 295 home wins have come by at least 10 points (73.2 percent).
- Wisconsin has trailed at halftime in only 74 of 342 home games (21.6%) since 2001-02. UW has come back to win 42 of those 74 games (56.8%).
- In 2019-20, the Badgers led the Big Ten and ranked 6th nationally in attendance, selling out nearly every game (16,912 per game). UW has led the Big Ten in attendance 14 of the last 18 seasons and finished among the nation's top 7 in each of the last 20 years.

BIG KOHL CENTER WINS

Most memorable home wins since opening in 1998:

Jan. 17, 1998 - UW 56, Northwestern 33

First-ever game in the Kohl Center

Dec. 1, 2001 - UW 70, UW-Green Bay 57

Bo Ryan's first victory at the Kohl Center

Dec. 22, 2001 - UW 86, #14 MU 63

Kirk Penney scores 33 points in UW's first win over a ranked team under Bo Ryan

Jan. 5, 2002 - UW 72, #7 Illinois 66

Ryan's first win over a top-10 team at UW

Feb. 27, 2002 - UW 74, Michigan 54

UW clinches share of first Big Ten title since '47

Dec. 7, 2002 - UW 91, UNLV 74

UW begins school-record 38-game home win streak - Alando Tucker 24 points, 18 rebounds

March 5, 2003 - UW 60, #14 Illinois 59

Devin Harris makes 1-of-2 FTs with 0.4 seconds left to clinch outright Big Ten title

Dec. 23, 2004 - UW 85, UNC Green. 53

UW wins school-record 34th-straight home game

Jan. 16, 2005 - UW 62, #15 Mich. St. 59

Wisconsin overcomes 8-point deficit with 1:58 remaining to win its 38th-straight home game

Feb. 9, 2005 - UW 72, Iowa 69

UW overcomes a 13-point deficit with 12:27 remaining

March 1, 2005 - UW 62, Indiana 60

Alando Tucker scores putback as time expires

Feb. 15, 2006 - UW 78, #12 Ohio St. 73

UW overcomes a 9-pt halftime deficit to beat No. 12 OSU

Dec. 16, 2006 - UW 89, #2 Pitt 75

Alando Tucker and Brian Butch combine for 59 pts

Jan. 9, 2007 - UW 72, #5 Ohio St. 69

UW wins first matchup in school history of top-5 teams

March 3, 2007 - UW 52, Michigan St. 50

Kammron Taylor wins it on 3FG with 3.9 seconds left

Dec. 2, 2009 - UW 73, #6 Duke 69

Trevon Hughes scores 26 as UW's win clinches Big Ten's first Big Ten/ACC title

Jan. 9, 2010 - UW 73, #4 Purdue 66

Jordan Taylor (23) and Jason Bohannon (20) help end Purdue's undefeated season

Feb. 2, 2010 - UW 67, #5 Michigan State 49

Badgers end MSU's 9-0 Big Ten start

Feb. 12, 2011 - UW 71, #1 Ohio State 67

Stopped OSU's 24-0 start and UW's first win over AP No. 1 since 1962

Feb. 9, 2013 - UW 65, #2 Michigan 62 (OT)

Ben Brust's half-court buzzer-beater sends game to overtime where UW wins

Nov. 19, 2013 - UW 103, North Dakota 85

UW's first 100-point game since '95, Frank Kaminsky scores UW record 43 points

Feb. 9, 2014 - UW 60, #8 Michigan State 58

Treavon Jackson hits game-winning jumper with 2.1 seconds left in Bo Ryan's 150th Big Ten win

March 1, 2015 - #6 UW 68, Michigan State 61

UW claims 18th Big Ten championship and the 4th under Bo Ryan as Frank Kaminsky scores 31

Dec. 23, 2015 - UW 84, Green Bay 79

Greg Gard's first win as interim head coach

Jan. 17, 2016 - UW 77, #4 Michigan State 76

Gard's first ranked win, Koenig/Hayes total 52 pts

Feb. 15, 2018 - UW 57, #6 Purdue 53

Ethan Happ tallies 21 pts and 12 reb as Badgers raise Frank Kaminsky's No. 44 into rafters

Jan. 19, 2019 - UW 64, #2 Michigan 54

UW knocks off 17-0 Michigan behind 26 points, 10 rebounds and 7 assists from Ethan Happ

Feb. 1, 2020 - UW 64, #14 Michigan State 63

UW wins first game over MSU since 2016

Dec. 19, 2020 - UW 85, #23 Louisville 48

UW's largest-ever win over a top-25 team

Dec. 8, 2020 - UW 64, Indiana 59

UW's matches largest comeback (22 pts) in school history

Junior | Guard | 6-4 | 196
Toronto, Ontario | Crestwood Prep (Wake Forest)



	SEASON	CAREER
GP/GS	18/1	68/10
10+ POINTS:	0	6
20+ POINTS:	0	0
3+ FGS MADE:	0	12
2+ ASSISTS:	1	28
2+ STEALS:	1	8
20+ MINUTES:	1	21
1,000 FT %:	3	13

Jahcobi Neath begins his first season with the Badgers after transferring from Wake Forest. The Toronto, Ontario native played the last two seasons for the Demon Deacons and had an immediate impact as a true freshman in 2019-20. Neath played in 30 games and started five, averaging 5.3 points and 2.2 assists per game his first season, shooting 42.2 percent from the floor, including 48 percent from 3-point range. Last season as a sophomore, Neath played in 20 games for Wake Forest and made four starts. He averaged 3.8 points and 1.7 assists in 15.8 minutes per game. Neath represented Canada at the U18 and U19 levels, playing internationally at the 2019 FIBA U19 World Cup. In high school, he played at Crestwood Prep in Toronto and led the Lions to the 2019 national championship, averaging 26 points, seven rebounds and four assists per game his senior season.

- **MICHIGAN (2/20/22):** Went 4-4 from the free throw line and scored six points off the bench in win
- **NICHOLLS (12/15/21):** Made his first start at Wisconsin, finishing with 9 points and a career-high 7 rebounds, plus 2 assists
- Played a career-high 34 minutes in a matchup against Pittsburgh (3/10/20) where he scored 6 points, secured 4 rebounds, and added 6 assists
- Posted back-to-back 16-point contests against Georgia Tech (2/19/20) and Duke (2/25/20)

POINTS: 9 vs. Nicholls (12/15/21)
FIELD GOALS: 3 vs. Nicholls (12/15/21)
FG ATTEMPTS: 6 vs. Nicholls (12/15/21)
3-POINT FGS: 1 (3x) MR vs. Michigan State (1/21/22)
3-POINT FGAS: 3 vs. Michigan State (1/21/22)
FREE THROWS: 4 vs. Michigan (2/20/22)
FT ATTEMPTS: 4 vs. Michigan (2/20/22)
REBOUNDS: 7 vs. Nicholls (12/15/21)
ASSISTS: 2 vs. Nicholls (12/15/21)
BLOCKS: --
STEALS: 2 vs. Marquette (12/4/21)
MINUTES: 27 vs. Nicholls (12/15/21)

POINTS: 16 (2x) MR vs. Duke (2/25/20)*
FIELD GOALS: 5 (2x) MR vs. Longwood (11/27/20)*
FG ATTEMPTS: 10 (2x) MR at BC (2/10/21)*
3-POINT FGS: 2 (2x) MR at NC State (1/27/21)*
3-POINT FGAS: 5 at Virginia Tech (2/27/21)*
FREE THROWS: 9 vs. Duke (2/25/20)*
FT ATTEMPTS: 12 vs. Duke (2/25/20)*
REBOUNDS: 7 vs. Nicholls (12/15/21)
ASSISTS: 6 (3x) MR vs. Del. St (11/25/20)*
BLOCKS: 1 (3x) MR vs. Duke (2/17/21)*
STEALS: 3 vs. Catawba (12/31/20)*
MINUTES: 34 vs. Pittsburgh (3/10/20)

Opponent	Date	gs	min	Total		3-Pointers		Free throws		Rebounds												
				fg-fga	pct	3fg-fga	pct	ft-fa	pct	off	def	tot	avg	pf	a	t/o	blk	sti	pts	avg		
ST. FRANCIS BROOKLYN	11/09/21		18	1-5	.200	0-0	.000	2-2	1.000	2	0	2	2.0	0	0	1	0	0	4	4.0		
at Georgia Tech	12/01/21		6	1-3	.333	0-1	.000	0-0	.000	0	0	0	1.0	0	0	1	0	0	2	3.0		
MARQUETTE	12/04/21		9	0-3	.000	0-2	.000	1-2	.500	0	1	1	1.0	3	1	0	0	2	1	2.3		
at Ohio St.	12/11/21		6	0-1	.000	0-0	.000	0-0	.000	0	1	1	1.0	0	1	0	0	0	0	1.8		
NICHOLLS ST.	12/15/21	*	27	3-6	.500	1-1	1.000	2-2	1.000	2	5	7	2.2	3	2	0	1	1	9	3.2		
at Purdue	01/03/22		2	0-1	.000	0-1	.000	1-2	.500	0	1	1	2.0	1	0	0	0	0	1	2.8		
IOWA	01/06/22		13	1-3	.333	0-1	.000	0-1	.000	1	3	4	2.3	1	1	1	0	0	2	2.7		
OHIO ST.	01/13/22		5	1-2	.500	1-1	1.000	0-0	.000	0	0	0	2.0	0	0	0	0	0	3	2.8		
at Northwestern	01/18/22		2	0-0	.000	0-0	.000	0-0	.000	0	0	0	1.8	0	0	0	0	0	0	2.4		
MICHIGAN ST.	01/21/22		11	1-3	.333	1-3	.333	0-0	.000	0	0	0	1.6	0	0	0	0	0	3	2.5		
at Nebraska	01/27/22		2	0-1	.000	0-0	.000	0-0	.000	0	0	0	1.5	0	0	0	0	0	0	2.3		
MINNESOTA	01/30/22		3	0-0	.000	0-0	.000	0-0	.000	0	0	0	1.3	0	0	0	0	0	0	2.1		
at Illinois	02/02/22		3	0-0	.000	0-0	.000	0-0	.000	1	0	1	1.3	0	0	0	0	0	0	1.9		
PENN ST.	02/05/22		9	0-0	.000	0-0	.000	0-0	.000	0	2	2	1.4	0	0	0	0	0	0	1.8		
at Michigan St.	02/08/22		13	0-1	.000	0-0	.000	0-0	.000	1	1	2	1.4	0	0	2	0	1	0	1.7		
RUTGERS	02/12/22		9	0-0	.000	0-0	.000	0-0	.000	0	1	1	1.4	3	0	1	0	0	0	1.6		
MICHIGAN	02/20/22		12	1-2	.500	0-1	.000	4-4	1.000	0	0	0	1.3	1	0	0	0	0	6	1.8		
at Rutgers	02/26/22		2	0-0	.000	0-0	.000	0-0	.000	0	0	0	1.2	0	0	0	0	0	0	1.7		
Totals		1	152	9-31	.290	3-11	.273	10-13	.769	7	15	22	1.2	12	6	5	1	4	31	1.7		

Overall					3-Point				Rebounding									
Year	GP-GS	Min/Avg	FG-FGA	Pct	FG-FGA	Pct	FT-FTA	Pct	Off-Def	Tot	Avg	PF-FO	Ast	TO	Blk	Stl	Pts/Avg	
2019-20*	30-5	554/18.5	54-128	.422	12-25	.480	38-65	.585	7-49	56	1.9	49-0	67	53	1	15	158/5.3	
2020-21*	20-4	316/15.8	25-70	.357	6-27	.222	19-21	.905	4-31	35	1.8	28-0	33	35	2	9	75/3.8	
2021-22	18-1	152/8.4	9-31	.290	3-11	.273	10-13	.769	7-15	22	1.2	12-0	6	5	1	4	31/1.7	
Total	68-10	1022/15.0	88-229	.384	21-63	.333	67-99	.677	18-95	113	1.7	89	106	93	4	28	264/3.9	
*at Wake Forest																		
Conference					3-Point				Rebounding									
Year	GP-GS	Min/Avg	FG-FGA	Pct	FG-FGA	Pct	FT-FTA	Pct	Off-Def	Tot	Avg	PF-FO	Ast	TO	Blk	Stl	Pts/Avg	
2019-20*	20-4	366/18.3	38-86	.442	10-18	.556	29-46	.630	6-30	36	1.8	36-0	42	31	0	8	115/5.8	
2020-21*	17-3	252/14.8	16-50	.320	6-26	.231	9-11	.818	3-21	24	1.4	20-0	25	30	2	4	47/2.8	
2021-22	14-0	92/6.6	4-14	.286	2-7	.286	5-7	.714	3-9	12	0.6	6-0	3	4	0	1	15/1.1	
Total	51-7	710/13.9	58-150	.387	18-51	.353	43-64	.672	12-60	72	1.2	62-0	70	65	2	13	177/3.5	
*Atlantic Coast Conference (ACC)																		

1 |

JOHNNY DAVIS

Sophomore | Guard | 6-5 | 194

La Crosse, Wis. | La Crosse Central High School



Twitter: @JohnnyDavis | Instagram: @johnnydavis

INDIVIDUAL BENCHMARKS

	SEASON	CAREER
GP/GS	26/26	57/26
20+ POINTS:	15	15
30+ POINTS:	3	3
2+ 3-PTERS MADE:	9	10
10+ REBOUNDS:	5	5
3+ ASSISTS:	10	14
LED UW IN PTS:	18	20
LED UW IN REB:	16	22

GET TO KNOW JOHNNY

Sophomore Johnny Davis has established himself as one of the best players in college basketball. His midseason resume includes MVP honors at the Maui Invitational, nomination to the Wooden Award Midseason Top-25 Watch List, as well as a 37-point, 14-rebound virtuoso performance in a win at No. 3 Purdue. Last season, Davis played in all 31 games, averaging 24.4 minutes per game (fifth-most on the team). The 6-foot-5 guard averaged 7.0 points and 4.1 rebounds per game last season, including a season-high 17 points (6-7 FG, 4-4 3FG) in a win over Penn State. A four-star recruit by Rivals, Johnny Davis was named Wisconsin Mr. Basketball as a senior at La Crosse Central. He finished his high school career as Central's all-time leading scorer with 2,158 points. Along with twin brother and fellow Badger, Jordan, he helped lead Central to the WIAA Division 2 state tournament and capture the state title in 2017. In football, Davis was a first-team all-state QB. Davis' father, Mark, played 13 seasons of professional basketball, including 31 games for the Milwaukee Bucks (1988-89, after being selected in the 4th Round of the 1985 NBA Draft by the Cleveland Cavaliers.

HONORS

- 2021-22 Wooden Award Late-Season Top 20
- 2021 Maui Invitational Tournament MVP
- 3x Big Ten Player of the Week (11/29, 1/10, 2/21)
- Gold medal with USA at 2021 FIBA U19 World Cup

TOP SEASON PERFORMANCES

- **at INDIANA (2/15/22):** Scored UW's final 13 points over 3:35 in 74-69 victory and led Badgers with 30 points and 12 rebounds at Assembly Hall
- **at #17 MICHIGAN ST (2/8/22):** Led UW in points (25), rebounds (6), assists (3), and steals (2) in rematch
- **#3 PURDUE (1/3/22):** Career-high 37 points, plus career-best 14 rebounds, 3 ast, 2 blk, 2 stl in road win
- **#12 HOUSTON (11/23/21):** Had a then career-high 30 points to lead UW to an upset win at Maui Inv

SEASON HIGHS

POINTS: 37 at Purdue (1/3/22)
FIELD GOALS: 13 at Purdue (1/3/22)
FG ATTEMPTS: 24 at Purdue (1/3/22)
3-POINT FGS: 4 (2x) MR at Northwestern (1/18/22)
3-POINT FGAS: 7 (4x) MR at Maryland (1/9/22)
FREE THROWS: 11 at Illinois (2/2/22)
FT ATTEMPTS: 14 at Illinois (2/2/22)
REBOUNDS: 15 (2x) MR at Illinois (2/2/22)
ASSISTS: 5 (3x) MR vs. Iowa (1/6/21)
BLOCKS: 3 vs. Michigan (2/20/22)
STEALS: 4 vs. Houston (11/23/21)
MINUTES: 38 (6x) MR at Indiana (2/15/22)

CAREER HIGHS

POINTS: 37 at Purdue (1/3/22)
FIELD GOALS: 13 at Purdue (1/3/22)
FG ATTEMPTS: 24 at Purdue (1/3/22)
3-POINT FGS: 4 (3x) MR at Northwestern (1/18/22)
3-POINT FGAS: 7 (4x) MR at Maryland (1/9/22)
FREE THROWS: 11 at Illinois (2/2/22)
FT ATTEMPTS: 14 at Illinois (2/2/22)
REBOUNDS: 15 (2x) MR at Illinois (2/2/22)
ASSISTS: 5 (3x) MR vs. Iowa (1/6/21)
BLOCKS: 3 vs. Michigan (2/20/22)
STEALS: 4 (2x) MR vs. Houston (11/23/21)
MINUTES: 41 vs. Indiana (1/7/21)

GAME-BY-GAME STATISTICS

Opponent	Date	gs	min	Total		3-Pointers		Free throws		Rebounds				pf	a	t/o	blk	stl	pts	avg	
				fg-fga	pct	3fg-fga	pct	ft-fa	pct	off	def	tot	avg								
ST. FRANCIS BROOKLYN	11/09/21	*	26	6-15	.400	2-6	.333	1-2	.500	1	2	3	3.0	0	5	0	0	2	15	15.0	
GREEN BAY	11/12/21	*	25	5-16	.313	0-3	.000	5-6	.833	2	3	5	4.0	1	2	0	1	1	15	15.0	
vs Texas A&M	11/22/21	*	38	8-18	.444	1-5	.200	4-4	1.000	3	6	9	5.7	1	2	3	0	2	21	17.0	
vs Houston	11/23/21	*	37	10-18	.556	4-7	.571	6-6	1.000	0	4	4	5.3	1	1	2	2	4	30	20.3	
vs Saint Mary's (CA)	11/24/21	*	32	7-17	.412	1-1	1.000	5-5	1.000	2	5	7	5.6	1	1	3	0	1	20	20.2	
at Georgia Tech	12/01/21	*	37	4-9	.444	2-4	.500	5-8	.625	2	4	6	5.7	2	5	4	1	1	15	19.3	
MARQUETTE	12/04/21	*	30	9-14	.643	1-1	1.000	6-8	.750	0	5	5	5.6	1	1	1	1	0	25	20.1	
INDIANA	12/08/21	*	37	8-17	.471	1-3	.333	6-7	.857	1	8	9	6.0	1	1	3	1	0	23	20.5	
at Ohio St.	12/11/21	*	38	11-22	.500	2-7	.286	0-0	.000	1	6	7	6.1	4	3	1	0	3	24	20.9	
ILLINOIS ST.	12/29/21	*	37	6-22	.273	0-3	.000	8-9	.889	3	8	11	6.6	3	5	2	1	1	20	20.8	
at Purdue	01/03/22	*	38	13-24	.542	2-5	.400	9-12	.750	1	13	14	7.3	2	3	3	2	2	37	22.3	
IOWA	01/06/22	*	35	10-18	.556	3-7	.429	3-5	.600	1	8	9	7.4	3	5	2	0	0	26	22.6	
at Maryland	01/09/22	*	37	7-19	.368	1-7	.143	4-5	.800	0	7	7	7.4	1	1	3	1	1	19	22.3	
OHIO ST.	01/13/22	*	34	4-18	.222	1-5	.200	5-6	.833	2	7	9	7.5	2	2	4	0	1	14	21.7	
at Northwestern	01/18/22	*	38	8-15	.533	4-5	.800	7-10	.700	1	7	8	7.5	0	2	3	0	3	27	22.1	
MICHIGAN ST.	01/21/22	*	38	8-20	.400	2-4	.500	7-8	.875	2	3	5	7.4	3	4	3	1	1	25	22.3	
at Nebraska	01/27/22	*	31	5-12	.417	0-1	.000	3-5	.600	1	8	9	7.5	2	2	1	0	1	13	21.7	
MINNESOTA	01/30/22	*	37	7-14	.500	0-1	.000	2-4	.500	3	12	15	7.9	1	0	1	0	0	16	21.4	
at Illinois	02/02/22	*	37	5-19	.263	1-5	.200	11-14	.786	6	9	15	8.3	1	2	2	0	0	22	21.4	
PENN ST.	02/05/22	*	35	2-13	.154	0-2	.000	0-0	.000	0	9	9	8.3	2	3	1	2	1	4	20.6	
at Michigan St.	02/08/22	*	34	8-11	.727	2-4	.500	7-8	.875	0	6	6	8.2	2	3	1	0	2	25	20.8	
RUTGERS	02/12/22	*	34	5-10	.500	0-3	.000	1-4	.250	1	7	8	8.2	4	1	4	0	1	11	20.3	
at Indiana	02/15/22	*	38	10-15	.667	0-1	.000	10-14	.714	2	10	12	8.3	1	1	4	1	1	30	20.7	
MICHIGAN	02/20/22	*	37	11-17	.647	0-1	.000	3-3	1.000	1	5	6	8.3	3	1	2	3	0	25	20.9	
at Minnesota	02/23/22	*	31	3-9	.333	1-3	.333	5-6	.833	0	9	9	8.3	5	3	4	0	1	12	20.6	
at Rutgers	02/26/22	*	36	6-19	.316	1-3	.333	6-7	.857	1	7	8	8.3	2	1	1	0	1	19	20.5	
Totals			26	907	186-421	.442	32-97	.330	129-166	.777	37	178	215	8.3	49	60	58	17	31	533	20.5

CAREER STATISTICS

Overall					3-Point				Rebounding									
Year	GP-GS	Min/Avg	FG-FGA	Pct	FG-FGA	Pct	FT-FTA	Pct	Off-Def	Tot	Avg	PF-FO	Ast	TO	Blk	Stl	Pts/Avg	
2020-21	31-0	753/24.3	86-195	.441	14-36	.389	32-44	.727	34-94	128	4.1	66-0	35	34	18	34	218/7.0	
2021-22	26-26	906/34.8	186-421	.442	32-97	.330	129-166	.777	37-178	215	8.3	49-1	60	58	17	31	533/20.5	
Total	57-26	1659/29.1	272-616	.442	46-133	.346	161-210	.767	71-272	343	6.0	115-1	95	92	35	65	751/13.2	
Conference					3-Point				Rebounding									
Year	GP-GS	Min/Avg	FG-FGA	Pct	FG-FGA	Pct	FT-FTA	Pct	Off-Def	Tot	Avg	PF-FO	Ast	TO	Blk	Stl	Pts/Avg	
2020-21	20-0	503/25.2	52-127	.409	9-26	.346	21-29	.724	22-56	78	3.9	48-0	19	23	10	26	134/6.7	
2021-22	18-18	644/35.8	131-292	.449	21-67	.313	89-118	.754	24-141	165	9.2	39-1	38	43	11	19	372/20.7	
Total	38-18	1147/30.2	183-419	.437	30-93	.323	110-147	.748	46-197	243	6.4	87-1	57	66	21	45	506/13.3	

5 | TYLER WAHL

Junior | Forward | 6-9 | 221

Lakeville, Minn. | Lakeville North High School



Twitter: @tjwahl01 | Instagram: @tjwahl01

INDIVIDUAL BENCHMARKS

	SEASON	CAREER
GP/GS:	27/27	89/48
10+ POINTS:	15	20
20+ POINTS:	3	3
5+ REBOUNDS:	16	36
10+ REBOUNDS:	4	7
DOUBLE-DOUBLES:	2	4
2+ BLOCKS:	4	10
LED UW IN PTS:	2	3
LED UW IN REB:	7	14

GET TO KNOW TYLER

Junior forward Tyler Wahl has had an immediate impact at Wisconsin since stepping onto campus. Having now played in over 80 career games as a Badger, the Lakeville, Minnesota native played in all 31 games for the Badgers last season (18 starts). Averaging 5.2 points, 4.3 rebounds and 1.0 steals per game last year, one of Wahl's best games came when he led the Badgers in scoring for the first time in his career with 14 points, plus a team-high 6 rebounds and 2 assists in a win vs. Northwestern. As a prep senior at Lakeville North, Wahl averaged 18.0 points, 10.0 rebounds and 6.6 assists per game, leading the Panthers to a 27-5 record, the school's first-ever conference title, and an appearance in the Class AAAA state championship game. He earned back-to-back AP second-team All-State honors as a junior and senior, setting the school record for rebounds (905) and finishing third in Panther history with 1,397 points.

HONORS

- 2021 Maui Invitational All-Tournament Team

TOP SEASON PERFORMANCES

- **RUTGERS (2/12/22):** Led UW with a career-high 23 points (9-14 FG, 1-1 3FG, 4-5 FT), 3 reb, 2 ast, 2 stl
- **#16 OHIO STATE (1/13/22):** Scored 20 points (8-10 FG), plus 7 rebounds, a career-high 6 assists, and matched a career high 3 steals
- **MARYLAND (1/9/22):** Finished with 21 points and added 5 rebounds and 2 assists
- **IOWA (1/6/22):** Scored 16 points (6-7 FG), while pulling down a team-leading 9 rebounds
- **INDIANA (12/8/21):** Season-high 12 rebounds, plus 7 pts, 3 blk and 3 ast in UW's comeback win
- **SAINT MARY'S (11/24/21):** Scored a then career-high 18 points in the Maui Invitational championship game, adding 5 rebounds and a career-high 4 blocks

SEASON HIGHS

POINTS: 23 vs. Rutgers (2/12/22)
FIELD GOALS: 9 vs. Rutgers (2/12/22)
FG ATTEMPTS: 14 vs. Rutgers (2/12/22)
3-POINT FGS: 2 vs. Ohio State (1/13/22)
3-POINT FGAS: 4 vs. Ohio State (1/13/22)
FREE THROWS: 8 vs. Illinois St (12/29/21)
FT ATTEMPTS: 12 vs. Illinois St (12/29/21)
REBOUNDS: 12 vs. Indiana (12/8/21)
ASSISTS: 6 vs. Ohio State (1/13/22)
BLOCKS: 4 vs. Saint Mary's (11/24/21)
STEALS: 3 (2x) MR vs. Ohio State (1/13/22)
MINUTES: 37 vs. Rutgers (2/12/22)

CAREER HIGHS

POINTS: 23 vs. Rutgers (2/12/22)
FIELD GOALS: 9 vs. Rutgers (2/12/22)
FG ATTEMPTS: 14 vs. Rutgers (2/12/22)3-POINT FGS: 2 (3x) MR vs. Ohio State (1/13/22)
3-POINT FGAS: 5 at Nebraska (2/10/21)
FREE THROWS: 8 vs. Illinois St (12/29/21)
FT ATTEMPTS: 12 vs. Illinois St (12/29/21)
REBOUNDS: 15 vs. Green Bay (12/1/20)
ASSISTS: 6 vs. Ohio State (1/13/22)
BLOCKS: 4 vs. Saint Mary's (11/24/21)
STEALS: 3 (5x) MR vs. Ohio State (1/13/22)
MINUTES: 37 vs. Rutgers (2/12/22)

GAME-BY-GAME STATISTICS

Opponent	Date	gs	min	Total		3-Pointers		Free throws		Rebounds			pf	a	t/o	blk	sti	pts	avg		
				fg-fga	pct	3fg-fga	pct	ft-fa	pct	off	def	tot								avg	
ST. FRANCIS BROOKLYN	11/09/21	*	17	1-3	.333	0-1	.000	3-4	.750	1	3	4	4.0	2	1	2	0	5	5.0		
GREEN BAY	11/12/21	*	20	1-2	.500	0-0	.000	0-0	.000	1	4	5	4.5	1	2	1	2	0	2	3.5	
PROVIDENCE	11/15/21	*	36	7-12	.583	0-2	.000	2-3	.667	3	2	5	4.7	4	0	1	2	0	16	7.7	
vs Texas A&M	11/22/21	*	30	3-8	.375	0-2	.000	0-0	.000	2	2	4	4.5	0	1	2	1	3	6	7.3	
vs Houston	11/23/21	*	32	4-10	.400	0-2	.000	1-2	.500	1	6	7	5.0	2	1	0	0	0	9	7.6	
vs Saint Mary's (CA)	11/24/21	*	36	6-9	.667	0-0	.000	6-6	1.000	1	4	5	5.0	4	0	1	4	1	18	9.3	
at Georgia Tech	12/01/21	*	33	4-8	.500	0-0	.000	1-3	.333	0	3	3	4.7	2	1	0	2	1	9	9.3	
MARQUETTE	12/04/21	*	34	2-9	.222	0-2	.000	1-1	1.000	2	3	5	4.8	1	3	0	1	0	5	8.8	
INDIANA	12/08/21	*	28	2-7	.286	0-1	.000	3-4	.750	3	9	12	5.6	2	3	0	3	1	7	8.6	
at Ohio St.	12/11/21	*	23	1-7	.143	0-3	.000	1-1	1.000	0	1	1	5.1	3	2	2	1	1	3	8.0	
NICHOLLS ST.	12/15/21	*	32	4-8	.500	0-2	.000	4-6	.667	0	4	4	5.0	2	2	3	0	1	12	8.4	
ILLINOIS ST.	12/29/21	*	32	5-8	.625	0-0	.000	8-12	.667	1	5	6	5.1	1	0	1	0	1	18	9.2	
at Purdue	01/03/22	*	21	3-4	.750	0-1	.000	0-0	.000	1	3	4	5.0	5	1	1	0	1	6	8.9	
IOWA	01/06/22	*	31	6-7	.857	0-0	.000	4-8	.500	3	6	9	5.3	2	2	1	1	2	16	9.4	
at Maryland	01/09/22	*	30	8-12	.667	0-1	.000	5-5	1.000	1	4	5	5.3	4	2	0	1	0	21	10.2	
OHIO ST.	01/13/22	*	34	8-10	.800	2-4	.500	2-3	.667	2	5	7	5.4	2	6	1	0	3	20	10.8	
at Northwestern	01/18/22	*	32	5-12	.417	1-1	1.000	3-6	.500	1	10	11	5.7	3	4	2	0	1	14	11.0	
at Nebraska	01/27/22	*	22	1-5	.200	0-0	.000	2-2	1.000	1	9	10	5.9	3	1	3	0	0	4	10.6	
MINNESOTA	01/30/22	*	26	5-11	.455	0-2	.000	5-6	.833	2	1	3	5.8	4	1	3	0	0	15	10.8	
at Illinois	02/02/22	*	31	7-11	.636	0-3	.000	0-0	.000	0	6	6	5.8	3	1	0	0	0	14	11.0	
PENN ST.	02/05/22	*	33	6-9	.667	0-1	.000	0-0	.000	0	7	7	5.9	1	0	4	1	0	12	11.0	
at Michigan St.	02/08/22	*	32	5-10	.500	0-1	.000	1-3	.333	1	4	5	5.8	3	2	2	1	1	11	11.0	
RUTGERS	02/12/22	*	38	9-14	.643	1-1	1.000	4-5	.800	0	3	3	5.7	2	2	2	0	2	23	11.6	
at Indiana	02/15/22	*	28	2-7	.286	0-0	.000	0-0	.000	2	0	2	5.5	4	0	4	0	0	4	11.3	
MICHIGAN	02/20/22	*	30	5-9	.556	0-0	.000	0-0	.000	2	4	6	5.6	1	1	1	0	1	10	11.2	
at Minnesota	02/23/22	*	35	6-12	.500	0-1	.000	0-0	.000	6	4	10	5.7	4	3	4	0	1	12	11.2	
at Rutgers	02/26/22	*	32	4-5	.800	1-1	1.000	2-4	.500	2	7	9	5.9	3	0	3	0	2	11	11.2	
Totals			27	808	120-229	.524	5-32	.156	58-84	.690	39	119	158	5.9	68	42	44	20	23	303	11.2

CAREER STATISTICS

Overall				3-Point				Rebounding												PF-FO	Ast	TO	Blk	Stl	Pts/Avg
Year	GP-GS	Min/Avg	FG-FGA	Pct	FG-FGA	Pct	FT-FTA	Pct	Off-Def	Tot	Avg	PF-FO	Ast	TO	Blk	Stl	Pts/Avg								
2019-20	31-3	478/15.4	34-79	.430	6-28	.214	7-18	.389	34-48	82	2.6	64-0	32	33	5	20	81/2.6								
2020-21	31-18	765/24.7	58-133	.436	10-36	.278	34-60	.567	33-100	133	4.3	68-0	42	28	21	31	160/5.2								
2021-22	27-27	808/29.9	120-229	.524	5-32	.156	58-84	.690	39-119	158	5.9	68-0	42	44	20	23	303/11.2								
Total	89-48	2051/23.0	212-441	.481	21-96	.219	99-162	.611	106-267	373	4.2	200	116	105	46	74	544/6.1								
Conference				3-Point				Rebounding												PF-FO	Ast	TO	Blk	Stl	Pts/Avg
Year	GP-GS	Min/Avg	FG-FGA	Pct	FG-FGA	Pct	FT-FTA	Pct	Off-Def	Tot	Avg	PF-FO	Ast	TO	Blk	Stl	Pts/Avg								
2019-20	20-3	309/15.5	23-54	.426	2-18	.111	2-8	.250	23-27	50	2.5	40-0	19	21	4	14	50/2.5								
2020-21	20-14	524/26.2	41-95	.432	8-28	.286	19-37	.514	23-62	85	4.3	44-0	29	18	9	17	109/5.5								
2020-21	17-17	506/29.8	83-152	.546	5-21	.238	32-47	.681	27-83	110	6.5	49-0	31	33	8	16	203/11.9								
Total	57-34	1339/23.5	147-301	.488	15-67	.224	53-92	.576	73-172	245	4.3	133-0	79	72	21	47	362/6.4								

20 | BEN CARLSON

Sophomore | Forward | 6-9 | 226
Woodbury, Minn. | East Ridge High School



Twitter: @ben_carlson20 | Instagram: @bencarlson20

INDIVIDUAL BENCHMARKS

	SEASON	CAREER
GP/GS:	27/2	34/2
10+ POINTS:	0	0
2+ FIELD GOALS:	7	9
5+ REBOUNDS:	4	4
2+ ASSISTS:	1	2
2+ STEALS:	0	0

GET TO KNOW BEN

A four-star recruit by ESPN, 247Sports and Rivals, sophomore forward Ben Carlson appeared in seven games last season before an injury sidelined him for the rest of the year. The Woodbury, Minnesota native scored 13 points in last year’s season opener. A finalist for Minnesota Mr. Basketball as a high school senior, Carlson went down as one of the most decorated players in East Ridge High School history. The 6-foot-9 forward set school records for career points (2,004), rebounds (1,083) and blocked shots (145). Carlson also became the first player in program history to be nominated to the McDonalds All-American Game in 2020. His senior season, Carlson averaged 24.3 points and 11.7 rebounds per game while leading the Raptors to a 20-7 record and a conference title. As a junior, he led East Ridge to the Minnesota Class AA state tournament while averaging a double-double (16 ppg, 11.3 rpg). Off the court, Carlson was a member of National Honors Society.

TOP CAREER PERFORMANCES

- NEBRASKA (1/27/22): Finished with six points and five rebounds in road win
- #14 MICHIGAN STATE (1/21/22): Second start and scored six points in a career-high 23 minutes
- PROVIDENCE (11/15/21): Made first career start as a Badger and posted two points and three rebounds
- GREEN BAY (11/12/21): Scored five points and grabbed a career-high seven rebounds
- EASTERN ILLINOIS (11/25/20): In his first game as a Badger, scored 13 points and recorded two rebounds, a block, and an assist

SEASON HIGHS

POINTS: 6 (2x) MR at Nebraska (1/27/22)
FIELD GOALS: 3 at Nebraska (1/27/22)
FG ATTEMPTS: 7 (2x) MR at Nebraska (1/27/22)
3-POINT FGS: 1 vs. Michigan State (1/21/22)
3-POINT FGAS: 3 (2x) MR vs. Michigan State (1/21/22)
FREE THROWS: 1 (5x) MR at Rutgers (2/26/22)
FT ATTEMPTS: 2 (4x) MR at Rutgers (2/26/22)
REBOUNDS: 7 vs. Green Bay (11/12/21)
ASSISTS: 2 vs. Houston (11/23/21)
BLOCKS: 1 vs. Providence (11/15/21)
STEALS: 1 vs. Michigan State (1/21/22)
MINUTES: 23 vs. Michigan State (1/21/22)

CAREER HIGHS

POINTS: 13 vs. Eastern Illinois (11/25/20)
FIELD GOALS: 4 vs. Eastern Illinois (11/25/20)
FG ATTEMPTS: 7 (2x) MR at Nebraska (1/27/22)
3-POINT FGS: 1 (2x) MR vs. Michigan State (1/21/22)
3-POINT FGAS: 3 (2x) MR vs. Michigan State (1/21/22)
FREE THROWS: 4 vs. Eastern Illinois (11/25/20)
FT ATTEMPTS: 4 (2x) MR vs. UAPB (11/27/20)
REBOUNDS: 7 vs. Green Bay (11/12/21)
ASSISTS: 2 (2x) MR vs. Houston (11/23/21)
BLOCKS: 1 (3x) MR vs. Providence (11/15/21)
STEALS: 1 (2x) MR vs. Michigan State (1/21/22)
MINUTES: 23 vs. Michigan State (1/21/22)

GAME-BY-GAME STATISTICS

Opponent	Date	gs	min	Total		3-Pointers		Free throws		Rebounds			pf	a	t/o	blk	stl	pts	avg
				fg-fga	pct	3fg-fga	pct	ft-fita	pct	off	def	tot							
ST. FRANCIS BROOKLYN	11/09/21	19	2-3	.667	0-0	.000	0-0	.000	0-0	2	3	5	5.0	0	0	0	0	4	4.0
GREEN BAY	11/12/21	18	2-6	.333	0-1	.000	1-1	1.000	1	6	7	6.0	0	1	0	0	0	5	4.5
PROVIDENCE	11/15/21	19	1-7	.143	0-3	.000	0-0	.000	2	1	3	5.0	0	0	1	1	0	2	3.7
vs Texas A&M	11/22/21	4	0-1	.000	0-1	.000	0-0	.000	0	0	0	3.8	1	0	2	0	0	0	2.8
vs Houston	11/23/21	12	2-3	.667	0-1	.000	0-0	.000	0	2	2	3.4	0	2	0	0	0	4	3.0
vs Saint Mary's (CA)	11/24/21	10	0-1	.000	0-0	.000	0-1	.000	1	3	4	3.5	1	0	1	0	0	0	2.5
at Georgia Tech	12/01/21	1	0-0	.000	0-0	.000	0-0	.000	0	0	0	3.0	0	0	0	0	0	0	2.1
MARQUETTE	12/04/21	4	1-1	1.000	0-0	.000	0-0	.000	0	0	0	2.6	0	0	0	0	0	2	2.1
INDIANA	12/08/21	20	1-4	.250	0-2	.000	1-2	.500	2	2	4	2.8	1	0	0	0	0	3	2.2
at Ohio St.	12/11/21	13	0-3	.000	0-2	.000	1-2	.500	0	2	2	2.7	1	0	0	0	0	1	2.1
NICHOLLS ST.	12/15/21	9	2-5	.400	0-1	.000	0-0	.000	2	2	4	2.8	0	0	0	0	0	4	2.3
at Purdue	01/03/22	4	0-0	.000	0-0	.000	0-0	.000	0	0	0	2.6	0	0	0	0	0	0	2.1
IOWA	01/06/22	1	0-1	.000	0-0	.000	0-0	.000	0	0	0	2.4	0	0	0	0	0	0	1.9
at Maryland	01/09/22	2	0-0	.000	0-0	.000	0-0	.000	0	0	0	2.2	0	0	0	0	0	0	1.8
OHIO ST.	01/13/22	0	0-0	.000	0-0	.000	0-0	.000	0	0	0	2.1	0	0	0	0	0	0	1.7
at Northwestern	01/18/22	1	0-0	.000	0-0	.000	0-0	.000	0	0	0	1.9	0	0	0	0	0	0	1.6
MICHIGAN ST.	01/21/22	23	2-6	.333	1-3	.333	1-1	1.000	1	1	2	1.9	2	0	2	0	1	6	1.8
at Nebraska	01/27/22	22	3-7	.429	0-1	.000	0-0	.000	4	1	5	2.1	0	0	0	0	0	6	2.1
MINNESOTA	01/30/22	10	0-2	.000	0-1	.000	0-0	.000	0	1	1	2.1	0	0	0	0	0	0	1.9
at Illinois	02/02/22	9	1-3	.333	0-1	.000	0-0	.000	1	1	2	2.1	0	0	0	0	0	2	2.0
PENN ST.	02/05/22	8	0-1	.000	0-1	.000	0-0	.000	1	0	1	2.0	0	0	0	0	0	0	1.9
at Michigan St.	02/08/22	5	2-3	.667	0-0	.000	0-0	.000	0	1	1	2.0	2	0	0	0	0	4	2.0
RUTGERS	02/12/22	3	0-0	.000	0-0	.000	0-0	.000	0	1	1	1.9	0	1	0	0	0	0	1.9
at Indiana	02/15/22	12	0-0	.000	0-0	.000	0-2	.000	2	1	3	2.0	0	0	1	0	0	0	1.8
MICHIGAN	02/20/22	9	0-1	.000	0-0	.000	0-0	.000	0	6	6	2.1	2	0	2	0	0	0	1.7
at Minnesota	02/23/22	4	0-0	.000	0-0	.000	0-0	.000	0	1	1	2.1	1	0	0	0	0	0	1.7
at Rutgers	02/26/22	8	0-0	.000	0-0	.000	1-2	.500	1	1	2	2.1	2	0	1	0	0	1	1.6
Totals		2	250	19-58	.328	1-18	.056	5-11	.455	20	36	56	2.1	13	4	10	1	44	1.6

CAREER STATISTICS

Overall			3-Point						Rebounding											
Year	GP-GS	Min/Avg	FG-FGA	Pct	FG-FGA	Pct	FT-FTA	Pct	Off-Def	Tot	Avg	PF-FO	Ast	TO	Blk	Stl	Pts/Avg			
2020-21	7-0	64/9.1	6-11	.545	1-3	.333	7-8	.875	1-5	6	0.9	10-0	4	1	3	1	20/2.9			
2021-22	27-2	250/9.3	19-58	.328	1-18	.056	5-11	.455	20-36	56	2.1	13-0	4	10	1	1	44/1.6			
Total	34-2	314/9.2	25-69	.362	2-21	.095	12-19	.632	21-41	62	1.8	23	8	11	4	2	64/1.9			
Conference			3-Point						Rebounding											
Year	GP-GS	Min/Avg	FG-FGA	Pct	FG-FGA	Pct	FT-FTA	Pct	Off-Def	Tot	Avg	PF-FO	Ast	TO	Blk	Stl	Pts/Avg			
2020-21																				
2021-22	18-1	154/8.6	9-31	.290	1-11	.091	4-9	.444	12-19	31	1.7	11-0	1	6	0	1	23/1.3			
Total	18-1	154/8.6	9-31	.290	1-11	.091	4-9	.444	12-19	31	1.7	11-0	1	6	0	1	23/1.3			

22

STEVEN CROWL

Sophomore | Forward | 7-0 | 234
Eagan, Minn. | Eastview High School



Twitter: @steven_crowl | Instagram: @stevencrowl

INDIVIDUAL BENCHMARKS

	SEASON	CAREER
GP/GS:	28/28	40/28
10+ POINTS:	13	13
20+ POINTS:	2	2
5+ REBOUNDS:	11	11
10+ REBOUNDS:	0	0
DOUBLE-DOUBLES:	0	0
LED UW IN PTS:	4	4
LED UW IN REB:	4	4

GET TO KNOW STEVEN

Steven Crowl enters his second season in the Wisconsin program after appearing in 12 games last year as a true freshman. The 7-foot forward from Eagan, Minnesota scored his first points as a Badger in UW's season opener against Eastern Illinois, while also grabbing his first career rebound. In the first round of the 2021 NCAA Tournament, Crowl played 3 minutes and grabbed 2 rebounds against North Carolina to help UW to an 85-62 win. A three-star recruit by 247Sports and Rivals, Crowl had a standout senior season at Eastview High School where he was a finalist for Minnesota Mr. Basketball finalist. One of the most decorated players in Eastview history, Crowl finished his prep career as the school's all-time leading scorer (1,747 pts), rebounder (832 reb) and shot blocker (103 blk). The 6-foot-9 forward also set Eastview school records for career field-goal percentage (59% FG), rebounds in a season (332), rebounds in a game (19) and single-game field-goal percentage (90% FG). As a senior, he averaged 26.7 points and 12 rebounds per game, while also leading his team in assists (4.3 per contest). Crowl played travel basketball for D1 Minnesota, the same program as current Badger teammate Tyler Wahl.

TOP SEASON PERFORMANCES

- **at Minnesota (2/23/22):** Scored a team-high 20 pts, shooting 7-9 FG, 1-2 3FG, 5-6 FT, plus 7 reb.
- **PENN STATE (2/5/22):** Led UW with 13 points (3-5 3FG), plus a career-high 5 assists and 4 rebounds.
- **ILLINOIS ST (12/29/21):** Team-high 21 pts (7-8 FG, 2-2 3FG), plus 9 reb for a near double-double.
- **MARQUETTE (12/4/21):** Scored 15 points (6-9 FG, 2-3 3FG), while grabbing a team-high 8 rebounds.
- **ST. FRANCIS BKN (11/9/21):** Recorded a near double-double in his first career start, finishing with 11 points, 8 rebounds and 1 block.

SEASON HIGHS

POINTS: 21 vs. Illinois St (12/29/21)
FIELD GOALS: 7 (3x) MR at Minnesota (2/23/22)
FG ATTEMPTS: 11 vs. Green Bay (11/12/21)
3-POINT FGS: 3 vs. Penn State (2/5/22)
3-POINT FGAS: 5 (2x) MR vs. Penn State (2/5/22)
FREE THROWS: 5 (2x) MR at Minnesota (2/23/22)
FT ATTEMPTS: 7 vs. Illinois St (12/29/21)
REBOUNDS: 9 vs. Illinois St (12/29/21)
ASSISTS: 5 vs. Penn State (2/5/22)
BLOCKS: 1 (5x) MR vs. Penn State (2/5/22)
STEALS: 1 (9x) MR at Rutgers (2/26/22)
MINUTES: 33 at Indiana (2/15/22)

CAREER HIGHS

POINTS: 21 vs. Illinois St (12/29/21)
FIELD GOALS: 7 (3x) MR at Minnesota (2/23/22)
FG ATTEMPTS: 11 vs. Green Bay (11/12/21)
3-POINT FGS: 3 vs. Penn State (2/5/22)
3-POINT FGAS: 5 (2x) MR vs. Penn State (2/5/22)
FREE THROWS: 5 (2x) MR at Minnesota (2/23/22)
FT ATTEMPTS: 7 vs. Illinois St (12/29/21)
REBOUNDS: 9 vs. Illinois St (12/29/21)
ASSISTS: 5 vs. Penn State (2/5/22)
BLOCKS: 1 (6x) MR vs. Penn State (2/5/22)
STEALS: 1 (9x) MR at Rutgers (2/26/22)
MINUTES: 33 at Indiana (2/15/22)

GAME-BY-GAME STATISTICS

Opponent	Date	gs	min	Total		3-Pointers		Free throws		Rebounds					pf	a	t/o	blk	stl	pts	avg
				fg-fga	pct	3fg-fga	pct	ft-fa	pct	off	def	tot	avg								
ST. FRANCIS BROOKLYN	11/09/21	*	19	4-9	.444	0-1	.000	3-3	1.000	3	5	8	8.0	0	0	2	1	0	11	11.0	
GREEN BAY	11/12/21	*	22	7-11	.636	2-4	.500	2-2	1.000	3	4	7	7.5	0	0	0	0	0	18	14.5	
PROVIDENCE	11/15/21	*	23	1-10	.100	0-4	.000	2-2	1.000	0	4	4	6.3	2	2	1	0	0	4	11.0	
vs Texas A&M	11/22/21	*	29	4-9	.444	2-3	.667	0-0	.000	1	3	4	5.8	3	2	2	1	0	10	10.8	
vs Houston	11/23/21	*	23	3-6	.500	1-4	.250	1-2	.500	0	1	1	4.8	4	0	1	0	1	8	10.2	
vs Saint Mary's (CA)	11/24/21	*	27	2-7	.286	0-1	.000	0-0	.000	3	4	7	5.2	3	1	1	0	0	4	9.2	
at Georgia Tech	12/01/21	*	28	2-7	.286	0-3	.000	1-2	.500	1	3	4	5.0	4	0	1	1	1	5	8.6	
MARQUETTE	12/04/21	*	29	6-9	.667	2-3	.667	1-2	.500	1	7	8	5.4	1	1	1	1	0	15	9.4	
INDIANA	12/08/21	*	19	2-6	.333	1-2	.500	0-0	.000	0	0	0	4.8	4	3	0	0	1	5	8.9	
at Ohio St.	12/11/21	*	23	0-3	.000	0-2	.000	0-0	.000	1	1	2	4.5	3	0	3	0	0	0	8.0	
NICHOLLS ST.	12/15/21	*	14	2-6	.333	0-2	.000	1-2	.500	1	3	4	4.5	0	1	1	1	0	5	7.7	
ILLINOIS ST.	12/29/21	*	28	7-10	.700	2-3	.667	5-7	.714	9	1	10	4.9	4	2	0	0	0	21	8.8	
at Purdue	01/03/22	*	23	2-6	.333	0-3	.000	0-0	.000	1	1	2	4.7	5	1	0	0	0	4	8.5	
IOWA	01/06/22	*	23	6-8	.750	0-0	.000	0-0	.000	1	2	3	4.6	2	3	0	0	1	12	8.7	
at Maryland	01/09/22	*	22	3-4	.750	1-1	1.000	2-2	1.000	2	6	8	4.8	3	0	0	0	0	9	8.7	
OHIO ST.	01/13/22	*	25	4-6	.667	1-2	.500	0-1	.000	2	5	7	4.9	1	3	0	0	1	9	8.8	
at Northwestern	01/18/22	*	23	3-4	.750	0-1	.000	4-4	1.000	1	2	3	4.8	3	2	4	0	0	10	8.8	
MICHIGAN ST.	01/21/22	*	31	4-8	.500	1-3	.333	0-0	.000	2	2	4	4.8	2	1	1	0	0	9	8.8	
at Nebraska	01/27/22	*	24	4-10	.400	2-5	.400	2-2	1.000	2	0	2	4.6	4	1	1	0	0	12	9.0	
MINNESOTA	01/30/22	*	32	4-6	.667	1-3	.333	2-2	1.000	1	3	4	4.6	3	2	1	0	0	11	9.1	
at Illinois	02/02/22	*	27	3-8	.375	0-4	.000	0-0	.000	0	0	0	4.4	4	1	1	0	1	6	9.0	
PENN ST.	02/05/22	*	25	5-8	.625	3-5	.600	0-0	.000	0	4	4	4.4	2	5	0	1	1	13	9.1	
at Michigan St.	02/08/22	*	28	2-4	.500	0-1	.000	2-2	1.000	0	4	4	4.3	4	2	0	0	0	6	9.0	
RUTGERS	02/12/22	*	25	5-6	.833	1-1	1.000	1-2	.500	4	1	5	4.4	2	3	0	0	0	12	9.1	
at Indiana	02/15/22	*	33	4-7	.571	1-2	.500	0-0	.000	0	6	6	4.4	3	2	1	0	0	9	9.1	
MICHIGAN	02/20/22	*	27	4-7	.571	1-2	.500	2-2	1.000	1	4	5	4.5	1	1	0	0	1	11	9.2	
at Minnesota	02/23/22	*	31	7-9	.778	1-2	.500	5-6	.833	3	4	7	4.6	3	1	1	0	0	20	9.6	
at Rutgers	02/26/22	*	32	3-7	.429	1-3	.333	0-0	.000	0	2	2	4.5	3	1	0	1	1	7	9.5	
Totals			28	715	103-201	.512	24-70	.343	36-45	.800	43	82	125	4.5	73	41	23	7	9	266	9.5

CAREER STATISTICS

Overall					3-Point				Rebounding											
Year	GP-GS	Min/Avg	FG-FGA	Pct	FG-FGA	Pct	FT-FTA	Pct	Off-Def	Tot	Avg	PF-FO	Ast	TO	Blk	Stl	Pts/Avg			
2020-21	12-0	39/3.3	4-8	.500	0-1	.000	0-0	---	4-5	9	0.8	9-0	2	3	1	0	8/0.7			
2021-22	28-28	715/25.5	103-201	.512	24-70	.343	36-45	.800	43-82	125	4.5	73-1	41	23	7	9	266/9.5			
Total	40-28	754/18.9	107-209	.512	24-71	.338	36-45	.800	47-87	134	3.4	82-1	43	26	8	9	274/6.9			
Conference					3-Point				Rebounding											
Year	GP-GS	Min/Avg	FG-FGA	Pct	FG-FGA	Pct	FT-FTA	Pct	Off-Def	Tot	Avg	PF-FO	Ast	TO	Blk	Stl	Pts/Avg			
2020-21	7-0	7/1.0	0-0	---	0-0	---	0-0	---	0-3	3	0.4	1-0	0	0	0	0	0/0.0			
2021-22	18-18	473/26.3	65-117	.556	15-42	.357	20-23	.870	21-47	68	3.8	52-1	32	13	2	7	165/9.2			
Total	25-18	480/19.2	65-117	.556	15-42	.357	20-23	.870	21-50	71	2.8	53-1	32	13	2	7	165/6.6			

23

CHUCKY HEPBURN

Freshman | Forward | 6-2 | 211
Omaha, Neb. | Bellevue West High School



Twitter: @ChuckyHepburn | Instagram: @chucky.hepburn

INDIVIDUAL BENCHMARKS		
	SEASON	CAREER
GP/GS:	28/28	28/28
10+ POINTS:	10	10
20+ POINTS:	0	0
3+ 3FGS:	2	2
2+ ASSISTS:	16	16
2+ STEALS:	10	10
LED UW IN PTS:	0	0
LED UW IN AST:	11	11

GET TO KNOW CHUCKY

Chucky Hepburn begins his first season as a Badger in 2021-22. The 6-foot-2 point guard from Omaha, Nebraska was a four-star recruit by ESPN and ranked as the No. 20 point guard in the nation. The 2020 Nebraska Gatorade Player of the Year, Hepburn averaged over 15 points, eight assists and five rebounds per game as a senior at Bellevue West. As a junior in 2020, Hepburn led Bellevue West to the Class A state championship, averaging 17.7 points, 6.1 assists, 4.6 rebounds and 3.1 steals per game that season. A three-time All-Metro First-Team honoree, Hepburn averaged over 18 points, 5 rebounds and 5 assists per game as a sophomore. Hepburn made four straight state appearances, advancing to the state title game his freshman, junior and senior seasons at Bellevue West. Off the court, Hepburn earned the "HomeSchool Papillion TeenService Award" and was a Special Olympics Volunteer Award winner.

HONORS

- Big Ten Co-Freshman of the Week (12/6/21)

- TOP SEASON PERFORMANCES**
- **at Rutgers (2/26/22):** Led UW with a game-high 5 assists, plus 13 points (2-4 3FG) and 2 steals in a win.
 - **at Nebraska (1/27/22):** Matched a career best with 3 triples, finishing with 13 pts, 3 reb, 3 stl and 2 ast.
 - **at Northwestern (1/18/22):** Scored a Big Ten best 14 points, shooting 6-for-10 from the floor (2-3 3FG).
 - **MARQUETTE (12/4/21):** Recorded career highs in points (15) and assists (6), plus 3 steals in the win.
 - **ST. FRANCIS BKN (11/9/21):** First true freshman to start a season opener for UW since 2001, tallying 13 points, including 2-for-3 3FG shooting.

SEASON HIGHS			CAREER HIGHS		
POINTS:	15 vs. Marquette (12/4/21)		POINTS:	15 vs. Marquette (12/4/21)	
FIELD GOALS:	6 at Northwestern (1/18/22)		FIELD GOALS:	6 at Northwestern (1/18/22)	
FG ATTEMPTS:	11 at Rutgers (2/26/22)		FG ATTEMPTS:	11 at Rutgers (2/26/22)	
3-POINT FGS:	3 (2x) MR at Nebraska (1/27/22)		3-POINT FGS:	3 (2x) MR at Nebraska (1/27/22)	
3-POINT FGAS:	5 (4x) MR at Nebraska (1/27/22)		3-POINT FGAS:	5 (4x) MR at Nebraska (1/27/22)	
FREE THROWS:	4 (3x) MR vs. Iowa (1/6/22)		FREE THROWS:	4 (3x) MR vs. Iowa (1/6/22)	
FT ATTEMPTS:	5 at Minnesota (2/23/22)		FT ATTEMPTS:	5 at Minnesota (2/23/22)	
REBOUNDS:	4 vs. Houston (11/23/21)		REBOUNDS:	4 vs. Houston (11/23/21)	
ASSISTS:	6 vs. Marquette (12/4/21)		ASSISTS:	6 vs. Marquette (12/4/21)	
BLOCKS:	2 vs. Indiana (12/8/21)		BLOCKS:	2 vs. Indiana (12/8/21)	
STEALS:	4 vs. Green Bay (11/12/21)		STEALS:	4 vs. Green Bay (11/12/21)	
MINUTES:	37 at Indiana (2/15/22)		MINUTES:	37 at Indiana (2/15/22)	

GAME-BY-GAME STATISTICS

Opponent	Date	gs	min	Total		3-Pointers		Free throws		Rebounds				pf	a	t/o	blk	stl	pts	avg	
				fg-fga	pct	3fg-fga	pct	ft-fa	pct	off	def	tot	avg								
ST. FRANCIS BROOKLYN	11/09/21	*	24	4-7	.571	2-3	.667	3-4	.750	0	1	1	1.0	3	1	2	0	13	13.0		
GREEN BAY	11/12/21	*	24	1-5	.200	1-3	.333	0-.000	0	2	2	1.5	1	1	1	0	4	3	8.0		
PROVIDENCE	11/15/21	*	36	2-8	.250	0-3	.000	1-2	.500	1	2	3	2.0	3	2	1	0	1	5	7.0	
vs Texas A&M	11/22/21	*	29	2-4	.500	1-3	.333	2-3	.667	1	1	2	2.0	1	1	1	0	7	7.0		
vs Houston	11/23/21	*	31	1-4	.250	1-4	.250	0-.000	0	4	4	2.4	2	3	3	1	0	3	6.2		
vs Saint Mary's (CA)	11/24/21	*	31	2-5	.400	0-1	.000	2-2	1.000	0	3	3	2.5	2	1	0	0	1	6	6.2	
at Georgia Tech	12/01/21	*	33	1-6	.167	1-5	.200	4-4	1.000	0	1	1	2.3	2	3	2	1	1	7	6.3	
MARQUETTE	12/04/21	*	31	5-8	.625	2-4	.500	3-3	1.000	0	2	2	2.3	1	6	2	0	3	15	7.4	
INDIANA	12/08/21	*	25	0-4	.000	0-3	.000	4-4	1.000	0	2	2	2.2	4	1	0	2	0	4	7.0	
at Ohio St.	12/11/21	*	33	2-8	.250	1-5	.200	0-.000	0	3	3	2.3	1	1	1	0	1	5	6.8		
NICHOLLS ST.	12/15/21	*	33	3-8	.375	0-3	.000	3-4	.750	0	0	0	2.1	1	1	2	0	2	9	7.0	
ILLINOIS ST.	12/29/21	*	36	5-10	.500	3-5	.600	0-.000	0	1	1	2	2.1	2	5	1	0	1	13	7.5	
at Purdue	01/03/22	*	32	2-7	.286	1-4	.250	0-.000	0	1	1	2.0	1	3	1	0	1	5	7.3		
IOWA	01/06/22	*	31	3-9	.333	1-4	.250	4-4	1.000	0	2	2	2.0	2	1	0	0	2	11	7.6	
at Maryland	01/09/22	*	33	1-5	.200	1-3	.333	0-.000	0	3	3	2.1	3	2	1	0	1	3	7.3		
OHIO ST.	01/13/22	*	28	0-3	.000	0-2	.000	0-.000	0	2	2	2.1	2	1	3	0	0	0	6	8.0	
at Northwestern	01/18/22	*	35	6-10	.600	2-3	.667	0-3	.000	1	0	1	2.0	1	1	0	0	0	14	7.2	
MICHIGAN ST.	01/21/22	*	31	2-6	.333	1-3	.333	0-.000	0	2	2	2.0	3	3	2	0	2	5	7.1		
at Nebraska	01/27/22	*	25	5-9	.556	3-5	.600	0-.000	0	1	2	3	2.1	3	2	1	0	3	13	7.4	
MINNESOTA	01/30/22	*	32	2-5	.400	1-1	1.000	0-.000	0	3	3	2.1	2	1	1	0	1	5	7.3		
at Illinois	02/02/22	*	28	3-9	.333	1-4	.250	0-.000	0	1	1	2	2.1	2	2	3	0	1	7	7.3	
PENN ST.	02/05/22	*	27	4-7	.571	2-4	.500	0-.000	0	2	2	2.1	4	1	1	1	0	0	10	7.4	
at Michigan St.	02/08/22	*	30	4-9	.444	1-3	.333	2-2	1.000	0	3	3	2.1	3	3	0	0	2	11	7.6	
RUTGERS	02/12/22	*	33	3-8	.375	1-4	.250	0-.000	0	0	0	2.0	1	3	2	0	2	7	7.5		
at Indiana	02/15/22	*	38	4-8	.500	0-3	.000	0-1	.000	0	3	3	2.1	1	3	0	0	0	8	7.6	
MICHIGAN	02/20/22	*	35	4-9	.444	1-2	.500	1-1	1.000	0	1	1	2.0	3	4	1	0	3	10	7.7	
at Minnesota	02/23/22	*	34	2-5	.400	1-1	1.000	1-5	.200	0	3	3	2.1	2	2	0	1	0	6	7.6	
at Rutgers	02/26/22	*	35	5-11	.455	2-4	.500	1-2	.500	0	2	2	2.1	3	5	3	0	2	13	7.8	
Totals			28	873	78-197	.396	31-92	.337	31-44	.705	6	52	58	2.1	59	63	35	5	34	218	7.8

CAREER STATISTICS															
Overall				3-Point				Rebounding							
Year	GP-GS	Min/Avg	FG-FGA Pct	FG-FGA Pct	FT-FTA Pct	FT-FTA Pct	Off-Def Tot	Avg	Pf-FO	Ast	TO	Blk	Stl	Pts/Avg	
2021-22	28-28	873/31.2	78-197 .396	31-92 .337	31-44 .705	6-52	58	2.1	59-0	63	35	5	34	218/7.8	
Total	28-28	873/31.2	78-197 .396	31-92 .337	31-44 .705	6-52	58	2.1	59-0	63	35	5	34	218/7.8	
Conference				3-Point				Rebounding							
Year	GP-GS	Min/Avg	FG-FGA Pct	FG-FGA Pct	FT-FTA Pct	FT-FTA Pct	Off-Def Tot	Avg	Pf-FO	Ast	TO	Blk	Stl	Pts/Avg	
2021-22	18-18	565/31.4	52-132 .394	20-58 .345	13-22 .591	3-35	38	2.1	41-0	39	20	3	21	137/7.6	
Total	18-18	565/31.4	52-132 .394	20-58 .345	13-22 .591	3-35	38	2.1	41-0	39	20	3	21	137/7.6	

Senior | Center | 7-0 | 257
Mayfield, KY | Graves County (Cincinnati)



Twitter: @ChrisVogt33 | **Instagram:** @chrisvogt33

INDIVIDUAL BENCHMARKS

	SEASON	CAREER
GP/GS:	28/0	129/52
10+ POINTS:	0	26
20+ POINTS:	0	3
5+ REBOUNDS:	6	41
10+ REBOUNDS:	0	5
DOUBLE-DOUBLES:	0	4
2+ BLOCKS:	6	36
LED TEAM IN PTS:	0	6
LED TEAM IN REB:	3	15

GET TO KNOW CHRIS

Fifth-year senior transfer Chris Vogt joins the Wisconsin program after playing at Cincinnati last season. A 7-foot center from Mayfield, Kentucky, Vogt has played in nearly 130 games over his four-year collegiate career, including starting 50 of 53 games at Cincinnati. As a junior in 2019-20, he averaged 11.0 points, 5.9 rebounds and 1.6 blocks per game, shooting a conference-leading 64.8 percent from the floor. Last season, Vogt started 21 of 23 games and averaged 5.0 points, 3.5 rebounds, 1.1 blocks, and 56 percent field goal shooting in 19.4 minutes per game. He ranked among the conference leaders in blocks (fifth) and offensive rebounds (15th). Vogt spent his freshman and sophomore seasons at Northern Kentucky, where he played 48 games.

HONORS

- 2019-20 AAC Regular Season Championship
- 2018-19 Horizon League Regular Season Champion
- 2017-18 Horizon League Regular Season Champion

TOP CAREER PERFORMANCES

- **NICHOLLS (12/15/21):** Helped UW off the bench, finishing with 9 pts, 7 reb (4 off.), 1 stl in 25 minutes.
- **INDIANA (12/8/21):** Season highs with 9 points and 6 rebounds to spark UW's come-from-behind win.
- **LIPSCOMB (12/2/20):** Scored 12 points (6-7 FG) and hauled in 7 rebounds in the season opener. Played season-high 32 minutes
- **SOUTH FLORIDA (12/16/20):** Sparked the Bearcats offense with a season-high 13 points and added 4 rebounds, 3 assists, and 1 block.

SEASON HIGHS

POINTS: 9 (2x) MR vs. Nicholls (12/15/21)
FIELD GOALS: 4 (2x) MR vs. Nicholls (12/15/21)
FG ATTEMPTS: 7 vs. Nicholls (12/15/21)
3-POINT FGS: --
3-POINT FGAS: 1 vs. Green Bay (11/12/21)
FREE THROWS: 4 vs. Green Bay (11/12/21)
FT ATTEMPTS: 4 vs. Green Bay (11/12/21)
REBOUNDS: 9 vs. St. Francis Bkn (11/9/21)
ASSISTS: 2 (3x) MR vs. Michigan State (1/21/22)
BLOCKS: 3 (2x) MR at Maryland (1/9/22)
STEALS: 2 vs. Rutgers (2/12/22)
MINUTES: 25 vs. Nicholls (12/15/21)

CAREER HIGHS

POINTS: 21 (2x) MR at Tulane (1/4/20)*
FIELD GOALS: 9 (3x) MR at Tulane (1/4/20)*
FG ATTEMPTS: 13 vs. Green Bay (1/24/19)**
3-POINT FGs: --
3-POINT FGAS: 1 vs. Green Bay (11/12/21)
FREE THROWS: 8 at Temple (1/22/20)*
FT ATTEMPTS: 9 (2x) MR at Temple (1/22/20)*
REBOUNDS: 14 vs. Green Bay (1/24/19)**
ASSISTS: 4 vs. Furman (12/10/20)*
BLOCKS: 6 vs. Temple (2/12/21)*
STEALS: 3 (2x) MR vs. Memphis (2/28/21)*
MINUTES: 41 at UConn (2/9/20)*

*recorded at Cincinnati **recorded at N Kentucky

GAME-BY-GAME STATISTICS

Opponent	Date	gs	min	Total		3-Pointers		Free throws		Rebounds										
				fg-fga	pct	3fg-fga	pct	ft-fa	pct	off	def	tot	avg	pf	a	t/o	blk	sti	pts	avg
ST. FRANCIS BROOKLYN	11/09/21	17	1-3	.333	0-0	.000	0-0	.000	0-0	.000	2	7	9	2.0	2	1	0	2	1	2.0
GREEN BAY	11/12/21	12	0-2	.000	0-1	.000	4-4	1.000	3	2	5	7.0	3	0	0	1	0	4	3.0	
PROVIDENCE	11/15/21	9	0-0	.000	0-0	.000	0-0	.000	0	1	1	5.0	3	1	1	0	1	0	0	1.0
vs Texas A&M	11/22/21	7	0-0	.000	0-0	.000	0-0	.000	1	1	2	4.3	1	0	0	0	0	0	0	2.0
vs Houston	11/23/21	11	0-0	.000	0-0	.000	0-0	.000	0	2	2	3.8	3	1	0	0	0	0	0	1.2
vs Saint Mary's (CA)	11/24/21	6	0-1	.000	0-0	.000	0-0	.000	2	0	2	3.5	2	0	1	0	0	0	0	1.0
at Georgia Tech	12/01/21	12	0-2	.000	0-0	.000	0-0	.000	3	4	7	4.0	4	1	0	0	0	0	0	0.9
MARQUETTE	12/04/21	5	0-0	.000	0-0	.000	1-2	.500	1	2	3	3.9	0	0	2	0	0	0	1	0.9
INDIANA	12/08/21	21	4-6	.667	0-0	.000	1-1	1.000	4	2	6	4.1	2	1	0	0	1	9	1.8	
at Ohio St.	12/11/21	17	3-6	.500	0-0	.000	1-3	.333	0	2	2	3.9	4	0	0	0	3	1	7	2.3
NICHOLLS ST.	12/15/21	26	4-7	.571	0-0	.000	1-3	.333	4	3	7	4.2	2	1	0	0	1	9	2.9	
ILLINOIS ST.	12/29/21	12	2-4	.500	0-0	.000	0-0	.000	2	1	3	4.1	4	1	1	1	0	4	3.0	
at Purdue	01/03/22	13	2-3	.667	0-0	.000	2-3	.667	3	0	3	4.0	5	0	1	0	0	0	6	3.2
IOWA	01/06/22	13	0-3	.000	0-0	.000	0-0	.000	2	2	4	4.0	3	1	0	0	0	0	0	3.0
at Maryland	01/09/22	17	1-2	.500	0-0	.000	0-0	.000	0	1	1	3.8	3	2	0	3	0	2	2.9	
OHIO ST.	01/13/22	15	2-3	.667	0-0	.000	0-0	.000	0	1	1	3.6	3	2	0	0	1	4	3.0	
at Northwestern	01/18/22	18	2-4	.500	0-0	.000	0-0	.000	3	1	4	3.6	3	0	1	2	0	4	3.1	
MICHIGAN ST.	01/21/22	8	0-0	.000	0-0	.000	0-0	.000	0	1	1	3.5	3	2	0	0	0	0	0	2.9
at Nebraska	01/27/22	15	0-4	.000	0-0	.000	0-0	.000	2	3	5	3.6	2	1	1	1	0	0	0	2.7
MINNESOTA	01/30/22	8	0-1	.000	0-0	.000	0-0	.000	1	0	1	3.5	1	1	0	0	0	0	0	2.6
at Illinois	02/02/22	13	1-2	.500	0-0	.000	0-0	.000	2	1	3	3.4	4	1	0	0	1	2	2.6	
PENN ST.	02/05/22	15	1-3	.333	0-0	.000	0-0	.000	3	1	4	3.5	0	0	1	0	1	2	2.5	
at Michigan St.	02/08/22	12	1-1	1.000	0-0	.000	0-3	.000	1	2	3	3.4	1	0	1	2	0	2	2.5	
RUTGERS	02/12/22	14	1-2	.500	0-0	.000	0-2	.000	2	2	4	3.5	2	0	0	0	2	2	2.5	
at Indiana	02/15/22	7	0-0	.000	0-0	.000	2-2	1.000	0	1	1	3.4	4	0	0	1	1	1	2	2.5
MICHIGAN	02/20/22	12	2-4	.500	0-0	.000	0-0	.000	0	1	1	3.3	1	0	1	2	0	4	2.6	
at Minnesota	02/23/22	9	1-1	1.000	0-0	.000	2-3	.667	1	2	3	3.3	1	1	1	1	0	4	2.5	
at Rutgers	02/26/22	8	0-0	.000	0-0	.000	1-2	.500	1	1	2	3.2	1	0	1	0	0	1	2.5	
Totals		0	352	28-64	.438	0-1	.000	15-28	.536	43	47	90	3.2	67	18	13	20	10	71	2.5

CAREER STATISTICS

Overall	3-Point										Rebounding							
Year	GP-GS	Min/Avg	FG-FGA	Pct	FG-FGA	Pct	FT-FTA	Pct	Off-Def	Tot	Avg	PF-FO	Ast	TO	Blk	Stl	Pts/Avg	
2017-18	13-0	42/3.2	6-10	.600	---	---	2-6	.333	0-9	9	0.7	8-0	3	2	4	2	8/11	
2018-19	35-2	450/12.9	64-111	.577	---	---	30-78	.385	47-82	129	3.7	87-0	20	36	42	10	158/4.5	
2019-20	30-29	856/28.5	136-210	.648	---	---	58-101	.574	78-99	177	5.9	93-0	25	51	47	10	330/11.0	
2020-21	23/21	447/19.4	47-84	.560	---	---	20-57	.351	35-46	81	3.5	73-0	25	28	25	5	114/5.0	
2021-22	28-0	352/12.6	28-64	.438	0-1	.000	15-28	.536	43-47	90	3.2	67-0	18	13	20	10	71/2.5	
Total	128-52	1477/16.6	281-479	.587	0-1	.000	125-270	.463	203-283	486	3.8	328	91	130	138	37	687/5.3	

*at Northern Kentucky **at Cincinnati

Conference			3-Point					Rebounding									
Year	GP-GS	Min/Avg	FG-FGA	Pct	FG-FGA	Pct	FT-FTA	Pct	Off-Def	Tot	Avg	PF-FO	Ast	TO	Blk	Stl	Pts/Avg
2017-18**	7-0	11/1.6	1-1	1.000	---	---	---	---	0-2	2	0.3	2-0	1	1	3	0	2/0.3
2018-19**	18-2	230/12.8	33-63	.524	---	---	14-35	.400	22-42	64	3.6	36-0	10	18	22	5	80/4.4
2019-20***	18-17	523/29.1	74-118	.627	---	---	31-58	.534	45-50	95	3.5	59-0	14	35	31	8	179/9.9
2020-21***	14-12	271/19.4	25-54	.463	---	---	19-47	.404	23-28	51	3.6	45-0	15	13	15	4	69/4.9
2021-22	18-0	235/13.1	21-45	.467	---	---	9-19	.474	25-24	49	2.7	43-0	12	9	15	8	51/2.8
Total	75-31	1270/16.9	154-281	.548	---	---	73-159	.459	115-146	261	3.5	185	52	76	86	25	381/5.1

*Horizon League **American Athletic Conference

34 | BRAD DAVISON

Senior | Guard | 6-4 | 200

Maple Grove, Minn. | Maple Grove High School



Twitter: @braddavi34 | Instagram: @braddavison

INDIVIDUAL BENCHMARKS

	SEASON	CAREER
GP/GS:	28/28	156/152
20+ POINTS:	7	17
30+ POINTS:	0	2
3+ ASSISTS:	10	53
3+ STEALS:	2	15
LED UW IN PTS:	5	30
LED UW IN AST:	9	33

GET TO KNOW BRAD

Fifth-year senior Brad Davison returns as a key team leader for Wisconsin, not only vocally, but also in terms of production on the court. The Maple Grove, Minnesota native has now made 155 career starts as a Badger, setting the school record. Last year, Davison averaged 10.0 points per game and shot a career-best 39.1 percent from 3-point range. Starting all 31 games last season, Davison had a masterful performance in the 2021 NCAA Tournament, scoring a game-high 29 points and leading the Badgers to an 85-62 win over North Carolina in the first round.

HONORS

- Big Ten Co-Player of the Week (12/6/21)
- 2018 Big Ten All-Freshman Team
- 2x Big Ten Freshman of the Week
- 3x Academic All-Big Ten (2019, '20, '21)

CAREER

- Ranks 1st in school history with 292 career 3FGs
- Ranks 1st in school history with 152 career starts
- Ranks 4th in school history with 84.5% career FT%.
- Ranks 6th in school history with 1,761 points
- Ranks 9th in school history with 329 career assists
- Ranks 9th in school history with 155 career steals

TOP SEASON PERFORMANCES

- **at Indiana (2/15/22):** Went a perfect 10-for-10 from the charity stripe and scored 21 points and added seven rebounds in comeback win at Assembly Hall
- **at Nebraska (1/27/22):** Set UW's career 3FG record, finishing with 21 pts (5-8 3FG), 7 reb, 4 ast and 3 stl
- **#16 OHIO STATE (1/13/22):** Scored a game-high 25 points (7-12 FG, 4-6 3FG, 7-8 FT)
- **MARQUETTE (12/4/21):** Scored 20 points, shooting 4-for-8 from 3PT range in the win
- **at Ga Tech (12/1/21):** Scored a season-high 27 pts (5-9 3FG) to lead UW to a B1G/ACC Challenge win

SEASON HIGHS

POINTS: 27 at Ga Tech (12/1/21)
 FIELD GOALS: 9 at Ga Tech (12/1/21)
 FG ATTEMPTS: 17 vs. Providence (11/15/21)
 3-POINT FGS: 6 vs. Michigan State (1/21/22)
 3-POINT FGAS: 11 (2x) MR vs. Texas A&M (11/22/21)
 FREE THROWS: 10 at Indiana (2/15/22)
 FT ATTEMPTS: 10 (2x) MR at Indiana (2/15/22)
 REBOUNDS: 7 (5x) MR at Indiana (2/15/22)
 ASSISTS: 4 (2x) MR at Nebraska (1/27/22)
 BLOCKS: --
 STEALS: 3 (2x) MR at Nebraska (1/27/22)
 MINUTES: 39 vs. Providence (11/15/21)

CAREER HIGHS

POINTS: 30 (2x) MR at Nebraska (2/15/20)
 FIELD GOALS: 11 at Nebraska (2/15/20)
 FG ATTEMPTS: 19 vs. Michigan State (2/25/18)
 3-POINT FGS: 8 at Nebraska (2/15/20)
 3-POINT FGAS: 11 (3x) MR vs. Texas A&M (11/22/21)
 FREE THROWS: 12 vs. Rhode Island (12/9/20)
 FT ATTEMPTS: 16 vs. Marquette (12/9/17)
 REBOUNDS: 13 at Penn State (1/11/20)
 ASSISTS: 7 vs. Nebraska (12/22/20)
 BLOCKS: 1 (3x) MR vs. Mich. State (3/16/19)
 STEALS: 5 vs. Illinois (2/27/21)
 MINUTES: 44 vs. Minnesota (2/19/18)

GAME-BY-GAME STATISTICS

Opponent	Date	gs	min	Total		3-Pointers		Free throws		Rebounds												
				fg-fga	pct	3fg-fga	pct	ft-fa	pct	off	def	tot	avg	pf	a	t/o	blk	stl	pts	avg		
ST. FRANCIS BROOKLYN	11/09/21	*	23	3-8	.375	2-4	.500	0-1	.000	0	6	6	6.0	2	2	1	0	2	8	8.0		
GREEN BAY	11/12/21	*	24	5-8	.625	1-4	.250	4-4	1.000	2	1	3	4.5	2	2	1	0	1	15	11.5		
PROVIDENCE	11/15/21	*	39	7-17	.412	3-11	.273	8-10	.800	1	6	7	5.3	4	0	2	0	3	25	16.0		
vs Texas A&M	11/22/21	*	35	5-16	.313	3-11	.273	6-6	1.000	0	7	7	5.8	2	3	1	0	0	19	16.8		
vs Houston	11/23/21	*	28	2-6	.333	1-5	.200	4-4	1.000	0	4	4	5.4	4	2	1	0	1	9	15.2		
vs Saint Mary's (CA)	11/24/21	*	35	1-10	.100	1-7	.143	1-2	.500	1	2	3	5.0	3	1	0	0	0	4	13.3		
at Georgia Tech	12/01/21	*	37	9-16	.563	5-9	.556	4-5	.800	0	1	1	4.4	2	3	1	0	0	27	15.3		
MARQUETTE	12/04/21	*	33	6-12	.500	4-8	.500	4-5	.800	0	4	4	4.4	1	1	0	0	0	20	15.9		
INDIANA	12/08/21	*	34	3-12	.250	2-7	.286	0-0	.000	0	4	4	4.3	1	3	1	0	1	8	15.0		
at Ohio St.	12/11/21	*	28	4-12	.333	3-6	.500	2-2	1.000	0	5	5	4.4	3	0	1	0	0	13	14.8		
NICHOLLS ST.	12/15/21	*	35	5-12	.417	4-9	.444	5-6	.833	0	1	1	4.1	5	2	1	0	1	19	15.2		
ILLINOIS ST.	12/29/21	*	33	1-9	.111	1-8	.125	4-4	1.000	1	4	5	4.2	2	3	1	0	0	7	14.5		
at Purdue	01/03/22	*	38	5-11	.455	3-6	.500	2-2	1.000	0	3	3	4.1	1	3	0	0	0	15	14.5		
IOWA	01/06/22	*	32	6-11	.545	1-3	.333	5-5	1.000	3	4	7	4.3	1	2	1	0	1	18	14.8		
at Maryland	01/09/22	*	38	3-10	.300	1-7	.143	4-6	.667	1	2	3	4.2	1	2	1	0	1	11	14.5		
OHIO ST.	01/13/22	*	37	7-12	.583	4-6	.667	7-8	.875	0	3	3	4.1	2	1	1	0	0	25	15.2		
at Northwestern	01/18/22	*	37	4-8	.500	2-6	.333	3-3	1.000	0	4	4	4.1	1	4	1	0	0	13	15.1		
MICHIGAN ST.	01/21/22	*	35	8-12	.667	6-10	.600	0-0	.000	0	2	2	4.0	3	3	2	0	1	22	15.4		
at Nebraska	01/27/22	*	35	6-14	.429	5-8	.625	4-5	.800	0	7	7	4.2	3	4	2	0	3	21	15.7		
MINNESOTA	01/30/22	*	38	5-13	.385	4-9	.444	0-0	.000	0	4	4	4.2	2	2	1	0	1	14	15.7		
at Illinois	02/02/22	*	36	3-12	.250	0-6	.000	1-1	1.000	0	6	6	4.2	3	0	0	0	0	7	15.2		
PENN ST.	02/05/22	*	35	3-10	.300	1-6	.167	2-2	1.000	1	3	4	4.2	3	1	1	0	0	9	15.0		
at Michigan St.	02/08/22	*	35	2-10	.200	2-7	.286	2-2	1.000	1	1	2	4.1	1	1	1	0	0	8	14.7		
RUTGERS	02/12/22	*	37	3-13	.231	1-9	.111	2-2	1.000	0	4	4	4.1	4	3	1	0	1	9	14.4		
at Indiana	02/15/22	*	35	4-11	.364	3-8	.375	10-10	1.000	0	7	7	4.2	2	2	1	0	2	21	14.7		
MICHIGAN	02/20/22	*	33	2-9	.222	2-7	.286	4-4	1.000	0	2	2	4.2	3	0	0	0	2	10	14.5		
at Minnesota	02/23/22	*	36	2-8	.250	1-6	.167	2-2	1.000	0	3	3	4.1	2	3	2	0	0	7	14.2		
at Rutgers	02/26/22	*	36	5-11	.455	4-8	.500	0-0	.000	0	4	4	4.1	2	2	0	0	2	14	14.2		
Totals			28	957	119-313	.380	70-201	.348	90-101	.891	11	104	115	4.1	65	55	26	0	23	398	14.2	

CAREER STATISTICS

Overall				3-Point				Rebounding									
Year	GP-GS	Min/Avg	FG-FGA	Pct	FG-FGA	Pct	FT-FTA	Pct	Off-Def	Tot	Avg	PF-FO	Ast	TO	Blk	Stl	Pts/Avg
2017-18	33-29	1028/31.2	124-306	.405	60-169	.355	90-110	.818	10-66	76	2.3	109-3	83	59	1	40	398/12.1
2018-19	34-34	1096/32.2	115-299	.385	52-149	.349	76-94	.809	10-101	111	3.3	79-2	62	34	2	36	358/10.5
2019-20	30-30	927/30.9	92-233	.395	47-131	.359	65-77	.844	16-113	129	4.3	73-0	56	27	0	23	296/9.9
2020-21	31-31	960/31.0	91-264	.345	63-162	.389	66-76	.868	10-99	109	3.5	72-2	73	72	0	33	311/10.0
2021-22	28-28	957/34.2	119-313	.380	70-201	.348	90-101	.891	11-104	115	4.1	65-0	55	26	0	23	398/14.2
Total	156-152	4968/31.8	541-1415	.382	292-812	.360	387-458	.845	57-483	540	3.5	398-7	329	173	3	155	1761/11.3

Conference				3-Point				Rebounding									
Year	GP-GS	Min/Avg	FG-FGA	Pct	FG-FGA	Pct	FT-FTA	Pct	Off-Def	Tot	Avg	PF-FO	Ast	TO	Blk	Stl	Pts/Avg
2017-18	18-18	598/33.2	67-175	.383	34-96	.354	47-53	.887	5-41	46	2.6	64-2	51	41	1	19	215/11.9
2018-19	20-20	667/33.4	72-186	.387	32-87	.368	39-51	.765	6-64	70	3.5	51-2	37	18	1	15	215/10.8
2019-20	19-19	593/31.2	56-149	.376	32-87	.368	42-52	.808	9-76	85	4.5	47-0	31	15	0	11	186/9.8
2020-21	20-20	636/31.8	54-178	.303	38-108	.352	28-34	.824	9-67	76	3.8	50-1	47	18	0	25	174/8.7
2021-22	18-18	635/35.3	75-199	.377	45-125	.360	50-54	.923	6-68	74	4.1	38-0	36	17	0	15	245/13.6
Total	95-95	3129/32.9	324-887	.365	181-503	.360	206-244	.843	35-316	351	3.7	250-5	202	109	2	85	1035/10.9

Individual Game by Game

2 | JORDAN DAVIS

Sophomore | Guard | 6-4 | 198
La Crosse, Wis. | La Crosse Central High School

GAME-BY-GAME STATISTICS																				
Opponent	Date	gs	min	Total		3-Pointers		Free throws		Rebounds				pf	a	t/o	blk	stl	pts	avg
				fg-fga	pct	3fg-fga	pct	ft-fga	pct	off	def	tot	avg							
ST. FRANCIS BROOKLYN	11/09/21	4		1-2	.500	1-2	.500	0-0	.000	0	0	0	0.0	0	0	1	0	0	3	3.0
GREEN BAY	11/12/21	7		2-2	1.000	0-0	.000	0-0	.000	1	1	2	1.0	2	0	1	0	1	4	3.5
PROVIDENCE	11/15/21	0		1-1	1.000	1-1	1.000	0-0	.000	0	0	0	0.7	0	0	0	0	0	3	3.3
vs Texas A&M	11/22/21	6		1-1	1.000	1-1	1.000	0-0	.000	1	3	4	1.5	1	0	0	0	1	3	3.3
vs Houston	11/23/21	5		0-0	.000	0-0	.000	0-0	.000	0	1	1	1.4	1	0	0	0	0	0	2.6
MARQUETTE	12/04/21	3		0-0	.000	0-0	.000	0-0	.000	0	0	0	1.2	0	0	1	0	0	0	2.2
INDIANA	12/08/21	12		1-4	.250	1-4	.250	0-0	.000	0	1	1	1.1	0	0	0	0	0	3	2.3
at Ohio St.	12/11/21	16		1-2	.500	0-0	.000	0-1	.000	1	1	2	1.3	0	0	0	1	1	2	2.3
NICHOLLS ST.	12/15/21	7		0-1	.000	0-1	.000	0-0	.000	1	1	2	1.3	0	1	0	0	0	0	2.0
ILLINOIS ST.	12/29/21	9		0-0	.000	0-0	.000	0-0	.000	0	0	0	1.2	2	0	0	0	0	0	1.8
at Purdue	01/03/22	5		0-1	.000	0-1	.000	0-0	.000	0	2	2	1.3	1	0	0	0	1	0	1.6
IOWA	01/06/22	1		0-0	.000	0-0	.000	0-0	.000	0	0	0	1.2	0	0	0	0	0	0	1.5
at Maryland	01/09/22	4		1-1	1.000	1-1	1.000	0-0	.000	0	0	0	1.1	1	0	1	0	0	3	1.6
OHIO ST.	01/13/22	3		0-1	.000	0-0	.000	0-0	.000	0	0	0	1.0	0	0	0	0	0	0	1.5
at Northwestern	01/18/22	2		0-0	.000	0-0	.000	0-0	.000	0	1	1	1.0	0	0	0	0	0	0	1.4
MICHIGAN ST.	01/21/22	1		0-0	.000	0-0	.000	0-0	.000	0	0	0	0.9	0	0	0	0	0	0	1.3
at Nebraska	01/27/22	9		0-2	.000	0-1	.000	0-0	.000	1	1	2	1.0	0	1	0	1	0	0	1.2
at Illinois	02/02/22	1		0-0	.000	0-0	.000	0-0	.000	0	0	0	0.9	2	0	0	0	0	0	1.2
PENN ST.	02/05/22	1		0-1	.000	0-0	.000	0-0	.000	0	0	0	0.9	0	0	0	0	0	0	1.1
at Indiana	02/15/22	7		0-3	.000	0-2	.000	0-0	.000	0	0	0	0.9	1	0	1	0	0	0	1.1
MICHIGAN	02/20/22	1		0-0	.000	0-0	.000	1-2	.500	0	0	0	0.8	0	0	0	0	0	1	1.0
at Minnesota	02/23/22	20		3-3	1.000	1-1	1.000	0-0	.000	0	2	2	0.9	0	2	0	0	0	7	1.3
at Rutgers	02/26/22	11		0-1	.000	0-1	.000	0-0	.000	1	0	1	0.9	1	0	0	0	0	0	1.3

CAREER STATISTICS																			
Overall			3-Point						Rebounding										
Year	GP-GS	Min/Avg	FG-FGA	Pct	FG-FGA	Pct	FT-FTA	Pct	Off-Def	Tot	Avg	PF-FO	Ast	TO	Blk	Stl	Pts/Avg		
2020-21	13-0	19/1.5	3-6	.500	2-5	.400	0-0	---	0-1	1	0.1	0-0	0	1	0	0	8/0.6		
2021-22	23-0	135/5.9	11-26	.423	6-16	.375	1-3	.333	6-14	20	0.9	12-0	4	5	2	4	29/1.3		
Total	36-0	154/4.3	14-32	.438	8-21	.381	1-3	.333	6-15	21	0.6	12	4	6	2	4	37/1.0		
Conference			3-Point						Rebounding										
Year	GP-GS	Min/Avg	FG-FGA	Pct	FG-FGA	Pct	FT-FTA	Pct	Off-Def	Tot	Avg	PF-FO	Ast	TO	Blk	Stl	Pts/Avg		
2020-21	8-0	9/1.1	1-4	.250	0-3	.000	0-0	---	0-1	1	0.1	0-0	0	1	0	0	2/0.3		
2021-22	15-0	94/6.3	6-19	.316	3-11	.273	1-3	.333	3-8	11	0.7	6-0	3	2	2	2	16/1.1		
Total	23-0	103/4.5	7-23	.304	3-14	.214	1-3	.333	3-9	12	0.5	6-0	3	3	2	2	18/0.8		

4 | CARTER HIGGINBOTTOM

Junior | Guard | 6-0 | 193
Chicago, Ill. | St. Ignatius High School

GAME-BY-GAME STATISTICS

Opponent	Date	gs	min	Total		3-Pointers		Free throws		Rebounds				pf	a	t/o	blk	stl	pts	avg
				fg-fga	pct	3fg-fga	pct	ft-fita	pct	off	def	tot	avg							
ST. FRANCIS BROOKLYN	11/09/21	1	0-0	.000	0-0	.000	0-0	.000	0-0	0	0	0	0.0	0	0	1	0	0	0	
GREEN BAY	11/12/21	2	0-0	.000	0-0	.000	0-0	.000	0-0	0	0	0	0.0	0	0	0	0	0	0	
MARQUETTE	12/04/21	1	0-0	.000	0-0	.000	0-0	.000	0-0	0	0	0	0.0	2	0	1	0	0	0	
IOWA	01/06/22	1	0-1	.000	0-0	.000	0-0	.000	0-0	0	0	0	0.0	0	0	0	0	0	0	
OHIO ST.	01/13/22	0	0-0	.000	0-0	.000	0-0	.000	0-0	0	0	0	0.0	0	0	0	0	0	0	
MICHIGAN	02/20/22	1	0-0	.000	0-0	.000	0-0	.000	0-0	0	0	0	0.0	0	0	0	0	0	0	
Totals		0	6	0-1	.000	0-0	.000	0-0	.000	0	0	0	0.0	2	0	2	0	0	0	

CAREER STATISTICS

Overall	3-Point								Rebounding															
Year	GP-GS	Min/Avg	FG-FGA	Pct	FG-FGA	Pct	FT-FTA	Pct	Off-Def	Tot	Avg	PF-FO	Ast	TO	Blk	Stl	Pts/Avg							
2018-19																		REDSHIRT SEASON						
2019-20	9-0	9/1.0	0-1	.000	0-0	--	---	--	0-1	1	.111	0-0	0	1	0	0	0/0.0							
2020-21	9-0	10/1.1	0-4	.000	0-0	--	0-2	.000	0-0	0	.000	1-0	1	2	0	1	0/0.0							
2021-22	6-0	6/1.0	0-1	.000	---	---	---	---	0-0	0	.000	2-0	0	2	0	0	0/0.0							
Total	24-0	25/1.0	0-6	.000	0-0	---	0-2	.000	0-1	1	.041	3-0	1	5	0	1	0/0.0							
Conference	3-Point								Rebounding															
Year	GP-GS	Min/Avg	FG-FGA	Pct	FG-FGA	Pct	FT-FTA	Pct	Off-Def	Tot	Avg	PF-FO	Ast	TO	Blk	Stl	Pts/Avg							
2018-19																		REDSHIRT SEASON						
2019-20	4-0	4/1.0	0-1	.000	0-0	---	0-0	---	0-0	0	0.0	0-0	0	0	0	0	0/0.0							
2020-21	4-0	5/1.3	0-1	.000	0-0	---	0-2	.000	0-0	0	0.0	1-0	0	1	0	0	0/0.0							
2021-22	3-0	2/0.7	0-1	.000	0-0	---	0-0	---	---	---	---	---	---	---	---	---	---							
Total	11-0	10/1.0	0-3	.000	0-0	---	0-2	.000	0-0	0	0.0	1	0	1	0	0	0/0.0							

SEASON HIGHS	
POINTS:	7 at Minnesota (2/23/22)
FIELD GOALS:	3 at Minnesota (2/23/22)
FG ATTEMPTS:	4 vs. Indiana (12/8/21)
3-POINT FGS:	1 (6x) MR at Minnesota (2/23/22)
3-POINT FGAS:	4 vs. Indiana (12/8/21)
FREE THROWS:	1 vs. Michigan (2/20/22)
FT ATTEMPTS:	2 vs. Michigan (2/20/22)
REBOUNDS:	4 vs. Texas A&M (11/22/21)
ASSISTS:	2 at Minnesota (2/23/22)
BLOCKS:	1 at Nebraska (1/27/22)
STEALS:	1 (4x) MR at Purdue (1/3/22)
MINUTES:	20 at Minnesota (2/23/22)

CAREER HIGHS	
POINTS:	7 at Minnesota (2/23/22)
FIELD GOALS:	3 at Minnesota (2/23/22)
FG ATTEMPTS:	4 vs. Indiana (12/8/21)
3-POINT FGS:	1 (8x) MR at Minnesota (2/23/22)
3-POINT FGAS:	4 vs. Indiana (12/8/21)
FREE THROWS:	1 vs. Michigan (2/20/22)
FT ATTEMPTS:	2 vs. Michigan (2/20/22)
REBOUNDS:	4 vs. Texas A&M (11/22/21)
ASSISTS:	2 at Minnesota (2/23/22)
BLOCKS:	1 at Nebraska (1/27/22)
STEALS:	1 (4x) MR at Purdue (1/3/22)
MINUTES:	20 at Minnesota (2/23/22)

SEASON HIGHS	
POINTS:	--
FIELD GOALS:	--
FG ATTEMPTS:	1 vs. Iowa (1/6/22)
3-POINT FGS:	--
3-POINT FGAS:	--
FREE THROWS:	--
FT ATTEMPTS:	--
REBOUNDS:	--
ASSISTS:	--
BLOCKS:	--
STEALS:	--
MINUTES:	2 vs. Green Bay (11/12/21)

CAREER HIGHS	
POINTS:	--
FIELD GOALS:	--
FG ATTEMPTS:	1 (5x) MR vs. Penn State (2/2/21)
3-POINT FGS:	--
3-POINT FGAS:	--
FREE THROWS:	--
FT ATTEMPTS:	2 at Nebraska (2/10/21)
REBOUNDS:	1 vs. Milwaukee (12/21/19)
ASSISTS:	1 vs. Green Bay (12/1/20)
BLOCKS:	--
STEALS:	1 vs. North Carolina (3/19/21)
MINUTES:	2 (4x) MR vs. Green Bay (11/12/21)

Individual Game by Game

10 | ISAAC LINDSEY

Sophomore | Guard | 6-4 | 184
Mineral Point, Wis. | Mineral Point High School (UNLV)

GAME-BY-GAME STATISTICS

Opponent	Date	gs	min	Total		3-Pointers		Free throws		Rebounds				pf	a	tlo	blk	stl	pts	avg
				fg-fga	pct	3fg-fga	pct	ft-fa	pct	off	def	tot	avg							
ST. FRANCIS BROOKLYN	11/09/21	2	0-0	.000	0-0	.000	0-0	.000	0	0	0	0.0	0	0	0	0	0	0	0	0.0
GREEN BAY	11/12/21	4	0-1	.000	0-0	.000	0-0	.000	0	0	0	0.0	0	0	0	0	0	0	0	0.0
ILLINOIS ST.	12/29/21	3	1-3	.333	1-2	.500	0-0	.000	0	0	0	0.0	0	0	0	0	0	0	3	1.0
IOWA	01/06/22	1	0-0	.000	0-0	.000	0-0	.000	0	0	0	0.0	0	0	0	0	0	0	0	0.8
at Nebraska	01/27/22	1	0-0	.000	0-0	.000	0-0	.000	0	0	0	0.0	0	0	0	0	0	0	0	0.6
Totals		0	11	1-4	.250	1-2	.500	0-0	.000	0	0	0	0.0	0	0	0	0	0	3	0.6

CAREER STATISTICS

Overall				3-Point				Rebounding													
Year	GP-GS	Min/Avg	FG-FGA	Pct	FG-FGA	Pct	FT-FTA	Pct	Off-Def	Tot	Avg	PF-FO	Ast	TO	Blk	Stl	Pts	Avg			
2021-22	5-0	11/2.2	1-4	.250	1-2	.500	---	---	---	---	---	---	---	---	---	---	---	---	---	3/0.6	
Total	5-0	11/2.2	1-4	.250	1-2	.500	---	---	---	---	---	---	---	---	---	---	---	---	---	3/0.6	

Conference				3-Point				Rebounding													
Year	GP-GS	Min/Avg	FG-FGA	Pct	FG-FGA	Pct	FT-FTA	Pct	Off-Def	Tot	Avg	PF-FO	Ast	TO	Blk	Stl	Pts	Avg			
2021-22	2-0	2/2.0	---	---	---	---	---	---	---	---	---	---	---	---	---	---	---	---	---	---	
Total	2-0	2/2.0	---	---	---	---	---	---	---	---	---	---	---	---	---	---	---	---	---	---	

SEASON HIGHS

POINTS: 3 vs. Illinois St (12/29/21)
FIELD GOALS: 1 vs. Illinois St (12/29/21)
FG ATTEMPTS: 3 vs. Illinois St (12/29/21)
3-POINT FGS: 1 vs. Illinois St (12/29/21)
3-POINT FGAS: 2 vs. Illinois St (12/29/21)
FREE THROWS: --
FT ATTEMPTS: --
REBOUNDS: --
ASSISTS: --
BLOCKS: --
STEALS: --
MINUTES: 4 vs. Green Bay (11/12/21)

CAREER HIGHS

POINTS: 3 vs. Illinois St (12/29/21)
FIELD GOALS: 1 vs. Illinois St (12/29/21)
FG ATTEMPTS: 3 vs. Illinois St (12/29/21)
3-POINT FGS: 1 vs. Illinois St (12/29/21)
3-POINT FGAS: 2 vs. Illinois St (12/29/21)
FREE THROWS: --
FT ATTEMPTS: --
REBOUNDS: --
ASSISTS: --
BLOCKS: --
STEALS: --
MINUTES: 4 vs. Green Bay (11/12/21)

11 | LORNE BOWMAN II

Freshman | Guard | 6-2 | 210
Detroit, Mich. | St. Mary's High School

GAME-BY-GAME STATISTICS

Opponent	Date	gs	min	Total		3-Pointers		Free throws		Rebounds				pf	a	tlo	blk	stl	pts	avg
				fg-fga	pct	3fg-fga	pct	ft-fa	pct	off	def	tot	avg							
ST. FRANCIS BROOKLYN	11/09/21	15	3-7	.429	3-4	.750	0-0	.000	2	2	4	4.0	0	1	1	0	0	9	9.0	
GREEN BAY	11/12/21	15	1-3	.333	1-2	.500	0-0	.000	0	1	1	2.5	4	1	1	0	3	3	6.0	
PROVIDENCE	11/15/21	11	1-3	.333	1-2	.500	0-0	.000	0	0	0	1.7	1	0	1	0	0	3	5.0	
vs Texas A&M	11/22/21	11	0-1	.000	0-0	.000	2-2	1.000	0	0	0	1.3	1	1	0	0	1	2	4.3	
vs Houston	11/23/21	12	1-1	1.000	0-0	.000	0-1	.000	0	0	0	1.0	1	0	1	0	0	2	3.8	
vs Saint Mary's (CA)	11/24/21	11	2-5	.400	1-2	.500	0-0	.000	0	0	0	0.8	1	0	1	0	0	5	4.0	
at Georgia Tech	12/01/21	8	2-3	.667	1-2	.500	0-0	.000	0	2	2	1.0	1	0	0	0	0	5	4.1	
MARQUETTE	12/04/21	11	2-4	.500	1-3	.333	0-0	.000	0	1	1	1.0	2	0	3	0	0	5	4.3	
NICHOLLS ST.	12/15/21	13	1-2	.500	1-2	.500	1-3	.333	0	3	3	1.2	0	0	1	0	0	4	4.2	
at Purdue	01/03/22	5	0-0	.000	0-0	.000	0-0	.000	0	0	0	1.1	0	1	0	0	0	0	3.8	
IOWA	01/06/22	9	0-3	.000	0-1	.000	0-0	.000	0	0	0	1.0	2	0	1	0	0	0	3.5	
at Maryland	01/09/22	8	0-1	.000	0-0	.000	0-0	.000	0	1	1	1.0	1	2	1	0	1	0	3.2	
OHIO ST.	01/13/22	12	1-1	1.000	1-1	1.000	0-2	.000	0	0	0	0.9	2	0	0	0	0	3	3.2	
at Northwestern	01/18/22	5	0-1	.000	0-1	.000	0-0	.000	0	1	1	0.9	2	1	0	0	0	0	2.9	
MICHIGAN ST.	01/21/22	12	1-3	.333	0-2	.000	2-2	1.000	0	0	0	0.9	2	2	0	0	0	4	3.0	
at Nebraska	01/27/22	13	1-4	.250	0-1	.000	2-4	.500	0	1	1	0.9	1	0	1	0	0	4	3.1	
MINNESOTA	01/30/22	10	1-4	.250	0-1	.000	3-3	1.000	0	0	0	0.8	1	0	0	0	1	5	3.2	
at Illinois	02/02/22	15	3-4	.750	1-1	1.000	0-0	.000	1	2	3	0.9	0	1	0	0	0	7	3.4	
PENN ST.	02/05/22	12	0-4	.000	0-2	.000	1-4	.250	0	3	3	1.1	1	0	0	0	0	1	3.3	
at Michigan St.	02/08/22	11	1-4	.250	1-2	.500	0-2	.000	0	3	3	1.2	1	1	0	0	0	3	3.3	
RUTGERS	02/12/22	7	0-2	.000	0-1	.000	1-2	.500	0	1	1	1.1	0	0	1	0	0	1	3.1	
at Indiana	02/15/22	2	0-1	.000	0-0	.000	0-0	.000	0	0	0	1.1	0	0	0	0	0	0	3.0	
Totals		0	228	21-61	.344	12-30	.400	12-25	.480	3	21	24	1.1	24	11	13	0	6	66	3.0

CAREER STATISTICS

Overall			3-Point						Rebounding								
Year	GP-GS	Min/Avg	FG-FGA	Pct	FG-FGA	Pct	FT-FTA	Pct	Off-Def	Tot	Avg	PF-FO	Ast	TO	Blk	Stl	Pts/Avg
2021-22	22-0	229/10.4	21-61	.344	12-30	.400	12-25	.480	3-21	24	1.1	24-0	11	13	0	6	66/3.0
Total	22-0	229/10.4	21-61	.344	12-30	.400	12-25	.480	3-21	24	1.1	24-0	11	13	0	6	66/3.0

Conference			3-Point					Rebounding									
Year	GP-GS	Min/Avg	FG-FGA	Pct	FG-FGA	Pct	FT-FTA	Pct	Off-Def	Tot	Avg	PF-FO	Ast	TO	Blk	Stl	Pts/Avg
2021-22	13-0	122/9.4	8-32	.250	3-13	.231	9-19	.474	1-12	13	1.0	13-0	8	4	0	2	28/2.2
Total	13-0	122/9.4	8-32	.250	3-13	.231	9-19	.474	1-12	13	1.0	13-0	8	4	0	2	28/2.2

SEASON HIGHS

POINTS: 9 vs. St. Francis Bkn (11/9/21)
FIELD GOALS: 3 vs. St. Francis Bkn (11/9/21)
FG ATTEMPTS: 7 vs. St. Francis Bkn (11/9/21)
3-POINT FGS: 3 vs. St. Francis Bkn (11/9/21)
3-POINT FGAS: 4 vs. St. Francis Bkn (11/9/21)
FREE THROWS: 3 vs. Minnesota (1/30/22)
FT ATTEMPTS: 4 (2x) MR Penn St (2/5/22)
REBOUNDS: 4 vs. St. Francis Bkn (11/9/21)
ASSISTS: 2 (2x) MR vs. Michigan St (1/21/22)
BLOCKS: --
STEALS: 1 (3x) MR vs. Minnesota (1/30/22)
MINUTES: 15 vs. St. Francis Bkn (11/9/21)

CAREER HIGHS

POINTS: 9 vs. St. Francis Bkn (11/9/21)
FIELD GOALS: 3 vs. St. Francis Bkn (11/9/21)
FG ATTEMPTS: 7 vs. St. Francis Bkn (11/9/21)
3-POINT FGS: 3 vs. St. Francis Bkn (11/9/21)
3-POINT FGAS: 4 vs. St. Francis Bkn (11/9/21)
FREE THROWS: 3 vs. Minnesota (1/30/22)
FT ATTEMPTS: 4 (2x) MR Penn St (2/5/22)
REBOUNDS: 4 vs. St. Francis Bkn (11/9/21)
ASSISTS: 2 (2x) MR vs. Michigan St (1/21/22)
BLOCKS: --
STEALS: 1 (3x) MR vs. Minnesota (1/30/22)
MINUTES: 15 vs. St. Francis Bkn (11/9/21)

Individual Game by Game

13 | JUSTIN TAPHORN

Freshman | Guard | 6-5 | 198
Pekin, Ill. | Pekin High School

GAME-BY-GAME STATISTICS

Opponent	Date	gs	min	Total		3-Pointers		Free throws		Rebounds				pf	a	t/o	blk	stl	pts	avg
				fg-fga	pct	3fg-fga	pct	ft-fa	pct	off	def	tot	avg							
ST. FRANCIS BROOKLYN	11/09/21	1	0-0	.000	0-0	.000	0-0	.000	0	0	0	0.0	0	0	0	0	0	0	0	0.0
GREEN BAY	11/12/21	2	0-0	.000	0-0	.000	0-0	.000	0	0	0	0.0	0	0	0	0	0	0	0	0.0
MARQUETTE	12/04/21	1	0-0	.000	0-0	.000	0-0	.000	0	0	0	0.0	0	0	0	0	0	0	0	0.0
MICHIGAN	02/20/22	1	0-0	.000	0-0	.000	0-0	.000	0	0	0	0.0	0	0	0	1	0	0	0	0.0
Totals		0	5	0-0	.000	0-0	.000	0-0	.000	0	0	0	0.0	0	0	1	0	0	0	0.0

CAREER STATISTICS

Overall			3-Point						Rebounding										PF-FO			Ast TO			Blk Stl			Pts/Avg	
Year	GP-GS	Min/Avg	FG-FGA	Pct	FG-FGA	Pct	FT-FTA	Pct	Off-Def	Tot	Avg	PF-FO	Ast	TO	Blk	Stl	Pts/Avg												
2020-21	6-0	8/1.3	0-1	.000	0-1	.000	---	---	0-0	0	---	0-0	0	1	0	0	0/0.0												
2021-22	4-0	5/1.3	0-0	.000	0-0	.000	---	---	0-0	0	---	0-0	0	1	0	0	0/0.0												
Total	10-0	13/1.3	0-1	.000	0-1	.000	---	---	0-0	0	---	0-0	0	2	0	0	0/0.0												

Overall			3-Point						Rebounding										PF-FO			Ast TO			Blk Stl			Pts/Avg	
Year	GP-GS	Min/Avg	FG-FGA	Pct	FG-FGA	Pct	FT-FTA	Pct	Off-Def	Tot	Avg	PF-FO	Ast	TO	Blk	Stl	Pts/Avg												
2020-21	2-0	2/1.0	0-0	---	0-0	---	0-0	---	0-0	0	0.0	0-0	0	0	0	0	0/0.0												
2021-22	1-0	1/1.0	0-0	---	0-0	---	0-0	---	---	---	---	---	---	1	---	---	0/0.0												
Total	3-0	3/1.0	0-0	---	0-0	---	0-0	---	0-0	0	0.0	0-0	0	0	0	0	0/0.0												

SEASON HIGHS

POINTS: --
FIELD GOALS: --
FG ATTEMPTS: --
3-POINT FGS: --
3-POINT FGAS: --
FREE THROWS: --
FT ATTEMPTS: --
REBOUNDS: --
ASSISTS: --
BLOCKS: --
STEALS: --
MINUTES: 2 vs. Green Bay (11/12/21)

CAREER HIGHS

POINTS: --
FIELD GOALS: --
FG ATTEMPTS: 1 vs. Green Bay (12/1/20)
3-POINT FGS: --
3-POINT FGAS: 1 vs. Green Bay (12/1/20)
FREE THROWS: --
FT ATTEMPTS: --
REBOUNDS: --
ASSISTS: --
BLOCKS: --
STEALS: --
MINUTES: 2 vs. Green Bay (11/12/21)

14 | CARTER GILMORE

Freshman | Forward | 6-7 | 215
Hartland, Wis. | Arrowhead High School

GAME-BY-GAME STATISTICS

Opponent	Date	gs	min	Total		3-Pointers		Free throws		Rebounds				pf	a	t/o	blk	stl	pts	avg
				fg-fga	pct	3fg-fga	pct	ft-fa	pct	off	def	tot	avg							
ST. FRANCIS BROOKLYN	11/09/21	7	2-2	1.000	0-0	.000	1-2	.500	0	1	1	1.0	0	1	0	1	1	5	5.0	
GREEN BAY	11/12/21	14	0-4	.000	0-1	.000	0-0	.000	2	3	5	3.0	0	0	1	2	0	0	2.5	
PROVIDENCE	11/15/21	25	0-3	.000	0-1	.000	0-0	.000	0	5	5	3.0	2	0	0	0	0	1.7		
vs Texas A&M	11/22/21	11	0-0	.000	0-0	.000	1-2	.500	0	0	0	2.8	2	0	0	1	0	1	1.5	
vs Houston	11/23/21	9	0-1	.000	0-1	.000	0-0	.000	0	0	0	2.2	1	1	0	0	1	0	1.2	
vs Saint Mary's (CA)	11/24/21	12	1-1	1.000	0-0	.000	2-2	1.000	1	0	1	2.0	2	0	0	0	0	4	1.7	
at Georgia Tech	12/01/21	5	0-0	.000	0-0	.000	0-0	.000	0	1	1	1.9	1	0	0	0	0	0	1.4	
MARQUETTE	12/04/21	7	0-0	.000	0-0	.000	0-0	.000	1	0	1	1.8	3	1	0	0	0	0	1.3	
INDIANA	12/08/21	4	1-2	.500	0-1	.000	0-0	.000	0	0	0	1.6	0	0	0	0	0	2	1.3	
NICHOLLS ST.	12/15/21	4	0-0	.000	0-0	.000	0-1	.000	0	0	0	1.4	1	0	0	0	0	0	1.2	
ILLINOIS ST.	12/29/21	8	1-1	1.000	1-1	1.000	0-0	.000	0	3	3	1.5	1	0	0	0	0	3	1.4	
at Purdue	01/03/22	19	0-3	.000	0-3	.000	0-0	.000	2	0	2	1.6	1	1	1	0	0	0	1.3	
IOWA	01/06/22	8	1-2	.500	0-1	.000	0-0	.000	0	0	0	1.5	3	0	0	0	0	2	1.3	
at Maryland	01/09/22	9	1-2	.500	0-0	.000	0-0	.000	0	0	0	1.4	2	0	0	0	0	2	1.4	
OHIO ST.	01/13/22	7	0-2	.000	0-2	.000	0-0	.000	0	0	0	1.3	0	1	0	0	0	0	1.3	
at Northwestern	01/18/22	7	0-0	.000	0-0	.000	0-0	.000	0	2	2	1.3	0	3	0	0	0	0	1.2	
MICHIGAN ST.	01/21/22	10	0-3	.000	0-1	.000	0-0	.000	0	1	1	1.3	0	0	0	0	0	0	1.1	
at Nebraska	01/27/22	1	0-0	.000	0-0	.000	0-0	.000	0	0	0	1.2	0	0	0	0	0	0	1.1	
MINNESOTA	01/30/22	4	0-1	.000	0-1	.000	0-0	.000	0	0	0	1.2	1	0	0	0	0	0	1.0	
at Illinois	02/02/22	0	0-0	.000	0-0	.000	0-0	.000	0	0	0	1.1	0	0	0	0	0	0	1.0	
MICHIGAN	02/20/22	1	0-0	.000	0-0	.000	0-0	.000	0	0	0	1.0	0	0	0	0	0	0	0.9	
Totals		0	172	7-27	.259	1-13	.077	4-7	.571	6	16	22	1.0	20	8	2	4	2	19	0.9

CAREER STATISTICS

Overall			3-Point						Rebounding									
Year	GP-GS	Min/Avg	FG-FGA	Pct	FG-FGA	Pct	FT-FTA	Pct	Off-Def	Tot	Avg	PF-FO	Ast	TO	Blk	Stl	Pts/Avg	
2020-21	9-0	17/1.9	1-5	.200	0-4	.000	0-0	.000	0-3	3	0.3	2-0	0	0	0	0	2/0.2	
2021-22	21-0	172/8.2	7-27	.259	1-13	.077	4-7	.571	6-16	22	1.0	20-0	8	2	4	2	19/0.9	
Total	30-0	189/6.3	8-32	.250	1-17	.059	4-7	.571	6-19	25	0.8	22-0	8	2	4	2	21/0.7	

Conference			3-Point						Rebounding									
Year	GP-GS	Min/Avg	FG-FGA	Pct	FG-FGA	Pct	FT-FTA	Pct	Off-Def	Tot	Avg	PF-FO	Ast	TO	Blk	Stl	Pts/Avg	
2020-21	4-0	8/2.0	0-2	.000	0-2	.000	---	---	0-1	1	0.3	1-0	0	0	0	0	0/0.0	
2021-22	11-0	70/6.4	3-15	.200	0-9	.000	---	---	2-3	5	0.5	7-0	5	1	0	0	6/0.5	
Total	15-0	78/5.2	3-17	.176	0-11	.000	---	---	2-4	6	0.4	8-0	5	1	0	0	6/0.4	

SEASON HIGHS

POINTS: 5 vs. St. Francis Bkn (11/9/21)
FIELD GOALS: 2 vs. St. Francis Bkn (11/9/21)
FG ATTEMPTS: 3 (3x) MR vs. Michigan St (1/21/22)
3-POINT FGS: 1 vs. Illinois St (12/29/21)
3-POINT FGAS: 3 at Purdue (1/3/22)
FREE THROWS: 2 vs. Saint Mary's (11/24/21)
FT ATTEMPTS: 2 (2x) MR vs. Saint Mary's (11/24/21)
REBOUNDS: 5 vs. Providence (11/15/21)
ASSISTS: 3 at Northwestern (1/18/22)
BLOCKS: 1 vs. Texas A&M (11/22/21)
STEALS: 1 (2x) MR vs. Houston (11/23/21)
MINUTES: 25 vs. Providence (11/15/21)

CAREER HIGHS

POINTS: 5 vs. St. Francis Bkn (11/9/21)
FIELD GOALS: 2 vs. St. Francis Bkn (11/9/21)
FG ATTEMPTS: 3 (3x) MR vs. Michigan St (1/21/22)
3-POINT FGS: 1 vs. Illinois St (12/29/21)
3-POINT FGAS: 3 at Purdue (1/3/22)
FREE THROWS: 2 vs. Saint Mary's (11/24/21)
FT ATTEMPTS: 2 (2x) MR vs. Saint Mary's (11/24/21)
REBOUNDS: 5 vs. Providence (11/15/21)
ASSISTS: 3 at Northwestern (1/18/22)
BLOCKS: 1 vs. Texas A&M (11/22/21)
STEALS: 1 (2x) MR vs. Houston (11/23/21)
MINUTES: 25 vs. Providence (11/15/21)

Individual Game by Game

35 | MARKUS ILVER

Freshman | Forward | 6-8 | 247
Tallinn, Estonia | Western Reserve Academy

GAME-BY-GAME STATISTICS

Opponent	Date	gs	min	Total		3-Pointers		Free throws		Rebounds				pf	a	to	blk	stl	pts	avg
				fg-fga	pct	3fg-fga	pct	ft-fia	pct	off	def	tot	avg							
ST. FRANCIS BROOKLYN	11/09/21	7	1-2	.500	0-1	.000	0-0	.000	0	0	0	0.0	1	0	0	0	0	0	2	2.0
GREEN BAY	11/12/21	11	0-4	.000	0-2	.000	3-4	.750	1	3	4	2.0	4	0	1	0	0	3	2.5	
PROVIDENCE	11/15/21	2	0-0	.000	0-0	.000	0-0	.000	0	0	0	1.3	0	0	0	0	0	0	1.7	
MARQUETTE	12/04/21	2	0-1	.000	0-1	.000	0-0	.000	0	0	0	1.0	0	0	0	0	0	0	1.3	
at Ohio St.	12/11/21	3	0-1	.000	0-1	.000	0-0	.000	0	0	0	0.8	0	0	0	0	0	0	1.0	
ILLINOIS ST.	12/29/21	2	0-0	.000	0-0	.000	0-0	.000	0	0	0	0.7	0	0	0	0	0	0	0.8	
IOWA	01/06/22	1	0-0	.000	0-0	.000	0-0	.000	0	0	0	0.6	1	0	1	0	0	0	0.7	
MICHIGAN	02/20/22	1	0-0	.000	0-0	.000	0-0	.000	0	0	0	0.5	1	0	0	0	0	0	0.6	
Total		0	00	4-8	.125	0-5	.000	3-4	.750	4	3	4	0.5	7	0	2	0	0	5	0.6

CAREER STATISTICS

Overall		3-Point						Rebounding											Pts/Avg	
Year	GP-GS	Min/Avg	FG-FGA	Pct	FG-FGA	Pct	FT-FTA	Pct	Off-Def	Tot	Avg	PF-FO	Ast	TO	Blk	Stl			Pts/Avg	
2021-22	8-0	29/3.6	1-8	.125	0-5	.000	3-4	.750	1-3	4	0.5	7-0	0	2	0	0			5/0.6	
Total	8-0	29/3.6	1-8	.125	0-5	.000	3-4	.750	1-3	4	0.5	7-0	0	2	0	0			5/0.6	
Conference		3-Point						Rebounding											Pts/Avg	
Year	GP-GS	Min/Avg	FG-FGA	Pct	FG-FGA	Pct	FT-FTA	Pct	Off-Def	Tot	Avg	PF-FO	Ast	TO	Blk	Stl			Pts/Avg	
2021-22	3-0	5/1.7	0-1	.000	0-1	.000	0-0	---	0-0	0	0.0	2-0	0	1	0	0			0/0.0	
Total	3-0	5/1.7	0-1	.000	0-1	.000	0-0	---	0-0	0	0.0	2-0	0	1	0	0			0/0.0	

SEASON HIGHS

POINTS: 3 vs. Green Bay (11/12/21)
FIELD GOALS: 1 vs. St. Francis Bkn (11/9/21)
FG ATTEMPTS: 4 vs. Green Bay (11/12/21)
3-POINT FGS: --
3-POINT FGAS: 2 vs. Green Bay (11/12/21)
FREE THROWS: 3 vs. Green Bay (11/12/21)
FT ATTEMPTS: 4 vs. Green Bay (11/12/21)
REBOUNDS: 4 vs. Green Bay (11/12/21)
ASSISTS: --
BLOCKS: --
STEALS: --
MINUTES: 11 vs. Green Bay (11/12/21)

CAREER HIGHS

POINTS: 3 vs. Green Bay (11/12/21)
FIELD GOALS: 1 vs. St. Francis Bkn (11/9/21)
FG ATTEMPTS: 4 vs. Green Bay (11/12/21)
3-POINT FGS: --
3-POINT FGAS: 2 vs. Green Bay (11/12/21)
FREE THROWS: 3 vs. Green Bay (11/12/21)
FT ATTEMPTS: 4 vs. Green Bay (11/12/21)
REBOUNDS: 4 vs. Green Bay (11/12/21)
ASSISTS: --
BLOCKS: --
STEALS: --
MINUTES: 11 vs. Green Bay (11/12/21)

SEASON STATISTICS

Updated Through February 26, 2022

RECORD:	OVERALL	HOME	AWAY	NEUTRAL
ALL GAMES	23-5	11-3	9-2	3-0
CONFERENCE	14-4	6-2	8-2	0-0
NON-CONFERENCE	9-1	5-1	1-0	3-0

##	Player	gp-gs	min	avg	Total		3-Point		F-Throw		Rebounds				pf	dq	a	to	blk	stl	pts	avg
					fg-fga	fg%	3fg-fga	3fg%	ft-fa	ft%	off	def	tot	avg								
01	Johnny Davis	26-26	907	34.9	186-421	.442	32-97	.330	129-166	.777	37	178	215	8.3	49	1	60	58	17	31	533	20.5
34	Brad Davison	28-28	957	34.2	119-313	.380	70-201	.348	90-101	.891	11	104	115	4.1	65	1	55	26	0	23	398	14.2
05	Tyler Wahl	27-27	808	29.9	120-229	.524	5-32	.156	58-84	.690	39	119	158	5.9	68	1	42	44	20	23	303	11.2
22	Steven Crowl	28-28	715	25.5	103-201	.512	24-70	.343	36-45	.800	43	82	125	4.5	73	1	41	23	7	9	266	9.5
23	Chucky Hepburn	28-28	873	31.2	78-197	.396	31-92	.337	31-44	.705	6	52	58	2.1	59	0	63	35	5	34	218	7.8
11	Lorne Bowman II	22-0	228	10.4	21-61	.344	12-30	.400	12-25	.480	3	21	24	1.1	24	0	11	13	0	6	66	3.0
33	Chris Vogt	28-0	352	12.6	28-64	.438	0-1	.000	15-28	.536	43	47	90	3.2	67	1	18	13	20	10	71	2.5
00	Jahcobi Neath	18-1	152	8.4	9-31	.290	3-11	.273	10-13	.769	7	15	22	1.2	12	0	6	5	1	4	31	1.7
20	Ben Carlson	27-2	250	9.3	19-58	.328	1-18	.056	5-11	.455	20	36	56	2.1	13	0	4	10	1	1	44	1.6
02	Jordan Davis	23-0	135	5.9	11-26	.423	6-16	.375	1-3	.333	6	14	20	0.9	12	0	4	5	2	4	29	1.3
14	Carter Gilmore	21-0	172	8.2	7-27	.259	1-13	.077	4-7	.571	6	16	22	1.0	20	0	8	2	4	2	19	0.9
35	Markus Ilver	8-0	29	3.6	1-8	.125	0-5	.000	3-4	.750	1	3	4	0.5	7	0	0	2	0	0	5	0.6
10	Isaac Lindsey	5-0	11	2.2	1-4	.250	1-2	.500	0-0	.000	0	0	0	0.0	0	0	0	0	0	0	3	0.6
04	Carter Higginbottom	6-0	6	1.0	0-1	.000	0-0	.000	0-0	.000	0	0	0	0.0	2	0	0	2	0	0	0	0.0
13	Justin Taphorn	4-0	5	1.3	0-0	.000	0-0	.000	0-0	.000	0	0	0	0.0	0	0	0	1	0	0	0	0.0
Team											36	36	72				4					
Total.....		28	5600		703-1641	.428	186-588	.316	394-531	.742	258	723	981	35.0	471	5	312	243	77	147	1986	70.9
Opponents.....		28	5600		693-1593	.435	177-542	.327	290-427	.679	231	739	970	34.6	532	12	326	323	95	129	1853	66.2

TEAM STATISTICS	WIS	OPP	Date	Opponent	Score	Att.
SCORING	1986	1853	11/09/21	ST. FRANCIS BROOKLYN	w 81-58	15735
Points per game	70.9	66.2	11/12/21	GREEN BAY	w 72-34	16005
Scoring margin	+4.8	-	11/15/21	PROVIDENCE	L 58-63	15773
FIELD GOALS-ATT	703-1641	693-1593	11/22/21	vs Texas A&M	w 69-58	0
Field goal pct	.428	.435	11/23/21	vs Houston	w 65-63	0
3 POINT FG-ATT	186-588	177-542	11/24/21	vs Saint Mary's (CA)	w 61-55	2901
3-point FG pct	.316	.327	12/01/21	at Georgia Tech	w 70-66	6302
3-pt FG made per game	6.6	6.3	12/04/21	MARQUETTE	w 89-76	17287
FREE THROWS-ATT	394-531	290-427	* 12/08/21	INDIANA	w 64-59	16013
Free throw pct	.742	.679	* 12/11/21	at Ohio St.	L 55-73	13856
F-Throws made per game	14.1	10.4	12/15/21	NICHOLLS ST.	w 71-68	15752
REBOUNDS	981	970	12/29/21	ILLINOIS ST.	w 89-85	15718
Rebounds per game	35.0	34.6	* 01/03/22	at Purdue	w 74-69	14804
Rebounding margin	+0.4	-	* 01/06/22	IOWA	w 87-78	15212
ASSISTS	312	326	* 01/09/22	at Maryland	w 70-69	10864
Assists per game	11.1	11.6	* 01/13/22	OHIO ST.	w 78-68	15571
TURNOVERS	243	323	* 01/18/22	at Northwestern	w 82-76	5251
Turnovers per game	8.7	11.5	* 01/21/22	MICHIGAN ST.	L 74-86	17287
Turnover margin	+2.9	-	* 01/27/22	at Nebraska	w 73-65	15385
Assist/turnover ratio	1.3	1.0	* 01/30/22	MINNESOTA	w 66-60	17287
STEALS	147	129	* 02/02/22	at Illinois	L 67-80	14860
Steals per game	5.3	4.6	* 02/05/22	PENN ST.	w 51-49	17287
BLOCKS	77	95	* 02/08/22	at Michigan St.	w 70-62	14797
Blocks per game	2.8	3.4	* 02/12/22	RUTGERS	L 65-73	17287
ATTENDANCE	229501	136230	* 02/15/22	at Indiana	w 74-69	17222
Home games-Avg/Game	14-16393	11-12121	* 02/20/22	MICHIGAN	w 77-63	17287
Neutral site-Avg/Game	-	3-967	* 02/23/22	at Minnesota	w 68-67	11761
			* 02/26/22	at Rutgers	w 66-61	8227

Score by Periods	1st	2nd	Totals
Wisconsin	937	1049	1986
Opponents	846	1007	1853

* = Conference game

BIG TEN STATISTICS

Updated Through February 26, 2022

RECORD:	OVERALL	HOME	AWAY	NEUTRAL
ALL GAMES	14-4	6-2	8-2	0-0
CONFERENCE	14-4	6-2	8-2	0-0
NON-CONFERENCE	0-0	0-0	0-0	0-0

#	Player	gp-gs	min	avg	Total		3-Point		F-Throw		Rebounds				pf	dq	a	to	blk	stl	pts	avg
					fg-fga	fg%	3fg-fga	3fg%	ft-fa	ft%	off	def	tot	avg								
01	Johnny Davis	18-18	645	35.8	131-292	.449	21-67	.313	89-118	.754	24	141	165	9.2	39	1	38	43	11	19	372	20.7
34	Brad Davison	18-18	635	35.3	75-199	.377	45-125	.360	50-54	.926	6	68	74	4.1	38	0	36	17	0	15	245	13.6
05	Tyler Wahl	17-17	506	29.8	83-152	.546	5-21	.238	32-47	.681	27	83	110	6.5	49	1	31	33	8	16	203	11.9
22	Steven Crowl	18-18	473	26.3	65-117	.556	15-42	.357	20-23	.870	21	47	68	3.8	52	1	32	13	2	7	165	9.2
23	Chucky Hepburn	18-18	565	31.4	52-132	.394	20-58	.345	13-22	.591	3	35	38	2.1	41	0	39	20	3	21	137	7.6
33	Chris Vogt	18-0	235	13.1	21-45	.467	0-0	.000	9-19	.474	25	24	49	2.7	43	1	12	9	15	8	51	2.8
11	Lorne Bowman II	13-0	121	9.3	8-32	.250	3-13	.231	9-19	.474	1	12	13	1.0	13	0	8	4	0	2	28	2.2
20	Ben Carlson	18-1	154	8.6	9-31	.290	1-11	.091	4-9	.444	12	19	31	1.7	11	0	1	6	0	1	23	1.3
00	Jahcobi Neath	14-0	92	6.6	4-14	.286	2-7	.286	5-7	.714	3	9	12	0.9	6	0	3	4	0	1	15	1.1
02	Jordan Davis	15-0	94	6.3	6-19	.316	3-11	.273	1-3	.333	3	8	11	0.7	6	0	3	2	2	2	16	1.1
14	Carter Gilmore	11-0	70	6.4	3-15	.200	0-9	.000	0-0	.000	2	3	5	0.5	7	0	5	1	0	0	6	0.5
10	Isaac Lindsey	2-0	2	1.0	0-0	.000	0-0	.000	0-0	.000	0	0	0	0.0	0	0	0	0	0	0	0	0.0
04	Carter Higginbottom	3-0	2	0.7	0-1	.000	0-0	.000	0-0	.000	0	0	0	0.0	0	0	0	0	0	0	0	0.0
35	Markus Ilver	3-0	5	1.7	0-1	.000	0-1	.000	0-0	.000	0	0	0	0.0	2	0	0	1	0	0	0	0.0
13	Justin Taphorn	1-0	1	1.0	0-0	.000	0-0	.000	0-0	.000	0	0	0	0.0	0	0	0	1	0	0	0	0.0
Team											18	16	34					2				
Total.....		18	3600		457-1050	.435	115-365	.315	232-321	.723	145	465	610	33.9	307	4	208	156	41	92	1261	70.1
Opponents.....		18	3600		462-1035	.446	109-335	.325	194-280	.693	143	483	626	34.8	330	6	234	195	56	82	1227	68.2

TEAM STATISTICS

	WIS	OPP
SCORING	1261	1227
Points per game	70.1	68.2
Scoring margin	+1.9	-
FIELD GOALS-ATT	457-1050	462-1035
Field goal pct	.435	.446
3 POINT FG-ATT	115-365	109-335
3-point FG pct	.315	.325
3-pt FG made per game	6.4	6.1
FREE THROWS-ATT	232-321	194-280
Free throw pct	.723	.693
F-Throws made per game	12.9	10.8
REBOUNDS	610	626
Rebounds per game	33.9	34.8
Rebounding margin	-0.9	-
ASSISTS	208	234
Assists per game	11.6	13.0
TURNOVERS	156	195
Turnovers per game	8.7	10.8
Turnover margin	+2.2	-
Assist/turnover ratio	1.3	1.2
STEALS	92	82
Steals per game	5.1	4.6
BLOCKS	41	56
Blocks per game	2.3	3.1
ATTENDANCE	133231	127027
Home games-Avg/Game	8-16654	10-12703
Neutral site-Avg/Game	-	0-0

Date	Opponent		Score	Att.
* 12/08/21	INDIANA	W	64-59	16013
* 12/11/21	at Ohio St.	L	55-73	13856
* 01/03/22	at Purdue	W	74-69	14804
* 01/06/22	IOWA	W	87-78	15212
* 01/09/22	at Maryland	W	70-69	10864
* 01/13/22	OHIO ST.	W	78-68	15571
* 01/18/22	at Northwestern	W	82-76	5251
* 01/21/22	MICHIGAN ST.	L	74-86	17287
* 01/27/22	at Nebraska	W	73-65	15385
* 01/30/22	MINNESOTA	W	66-60	17287
* 02/02/22	at Illinois	L	67-80	14860
* 02/05/22	PENN ST.	W	51-49	17287
* 02/08/22	at Michigan St.	W	70-62	14797
* 02/12/22	RUTGERS	L	65-73	17287
* 02/15/22	at Indiana	W	74-69	17222
* 02/20/22	MICHIGAN	W	77-63	17287
* 02/23/22	at Minnesota	W	68-67	11761
* 02/26/22	at Rutgers	W	66-61	8227

* = Conference game

Score by Periods	1st	2nd	Totals
Wisconsin	593	668	1261
Opponents	556	671	1227

HOME STATISTICS

Updated Through February 20, 2022

RECORD:	OVERALL	HOME	AWAY	NEUTRAL
ALL GAMES	11-3	11-3	0-0	0-0
CONFERENCE	6-2	6-2	0-0	0-0
NON-CONFERENCE	5-1	5-1	0-0	0-0

##	Player	gp-gs	min	avg	Total		3-Point		F-Throw		Rebounds				pf dq		a	to	blk	stl	pts	avg
					fg-fga	fg%	3fg-fga	3fg%	ft-fa	ft%	off	def	tot	avg	pf	dq						
01	Johnny Davis	12-12	405	33.8	81-194	.418	10-39	.256	47-62	.758	17	77	94	7.8	24	0	30	23	10	8	219	18.3
34	Brad Davison	14-14	468	33.4	64-158	.405	36-101	.356	45-51	.882	8	48	56	4.0	35	1	25	14	0	14	209	14.9
05	Tyler Wahl	13-13	391	30.1	61-109	.560	3-16	.188	36-52	.692	20	56	76	5.8	25	0	23	20	10	11	161	12.4
22	Steven Crowl	14-14	342	24.4	61-110	.555	15-35	.429	19-25	.760	28	45	73	5.2	24	0	27	7	4	5	156	11.1
23	Chucky Hepburn	14-14	426	30.4	38-97	.392	15-44	.341	19-22	.864	2	22	24	1.7	32	0	31	19	2	21	110	7.9
11	Lorne Bowman II	11-0	127	11.5	11-36	.306	8-21	.381	8-16	.500	2	11	13	1.2	15	0	4	9	0	4	38	3.5
33	Chris Vogt	14-0	187	13.4	17-38	.447	0-1	.000	7-12	.583	24	26	50	3.6	29	0	11	5	7	7	41	2.9
00	Jahcobi Neath	10-1	116	11.6	8-24	.333	3-9	.333	9-11	.818	5	12	17	1.7	11	0	5	3	1	3	28	2.8
20	Ben Carlson	13-2	143	11.0	11-37	.297	1-12	.083	3-4	.750	11	23	34	2.6	5	0	2	5	1	1	26	2.0
02	Jordan Davis	12-0	49	4.1	5-12	.417	3-8	.375	1-2	.500	2	3	5	0.4	4	0	1	3	0	1	14	1.2
14	Carter Gilmore	12-0	99	8.3	5-20	.250	1-9	.111	1-3	.333	3	13	16	1.3	11	0	3	1	3	1	12	1.0
10	Isaac Lindsey	4-0	10	2.5	1-4	.250	1-2	.500	0-0	.000	0	0	0	0.0	0	0	0	0	0	0	3	0.8
35	Markus Ilver	7-0	26	3.7	1-7	.143	0-4	.000	3-4	.750	1	3	4	0.6	7	0	0	2	0	0	5	0.7
04	Carter Higginbottom	6-0	6	1.0	0-1	.000	0-0	.000	0-0	.000	0	0	0	0.0	2	0	0	2	0	0	0	0.0
13	Justin Taphorn	4-0	5	1.3	0-0	.000	0-0	.000	0-0	.000	0	0	0	0.0	0	0	0	1	0	0	0	0.0
Team											22	23	45					2				
Total.....		14	2800		364-847	.430	96-301	.319	198-264	.750	145	362	507	36.2	224	1	162	116	38	76	1022	73.0
Opponents.....		14	2800		350-813	.431	86-276	.312	134-201	.667	121	365	486	34.7	275	9	142	161	54	63	920	65.7

TEAM STATISTICS

	WIS	OPP
SCORING	1022	920
Points per game	73.0	65.7
Scoring margin	+7.3	-
FIELD GOALS-ATT	364-847	350-813
Field goal pct	.430	.431
3 POINT FG-ATT	96-301	86-276
3-point FG pct	.319	.312
3-pt FG made per game	6.9	6.1
FREE THROWS-ATT	198-264	134-201
Free throw pct	.750	.667
F-Throws made per game	14.1	9.6
REBOUNDS	507	486
Rebounds per game	36.2	34.7
Rebounding margin	+1.5	-
ASSISTS	162	142
Assists per game	11.6	10.1
TURNOVERS	116	161
Turnovers per game	8.3	11.5
Turnover margin	+3.2	-
Assist/turnover ratio	1.4	0.9
STEALS	76	63
Steals per game	5.4	4.5
BLOCKS	38	54
Blocks per game	2.7	3.9
ATTENDANCE	229501	0
Home games-Avg/Game	14-16393	0-0
Neutral site-Avg/Game	-	0-0

Date	Opponent		Score	Att.
11/09/21	ST. FRANCIS BROOKLYN	W	81-58	15735
11/12/21	GREEN BAY	W	72-34	16005
11/15/21	PROVIDENCE	L	58-63	15773
12/04/21	MARQUETTE	W	89-76	17287
* 12/08/21	INDIANA	W	64-59	16013
12/15/21	NICHOLLS ST.	W	71-68	15752
12/29/21	ILLINOIS ST.	W	89-85	15718
* 01/06/22	IOWA	W	87-78	15212
* 01/13/22	OHIO ST.	W	78-68	15571
* 01/21/22	MICHIGAN ST.	L	74-86	17287
* 01/30/22	MINNESOTA	W	66-60	17287
* 02/05/22	PENN ST.	W	51-49	17287
* 02/12/22	RUTGERS	L	65-73	17287
* 02/20/22	MICHIGAN	W	77-63	17287

* = Conference game

Score by Periods	1st	2nd	Totals
Wisconsin	464	558	1022
Opponents	424	496	920

ROAD/NEUTRAL STATISTICS

Updated Through February 26, 2022

RECORD:	OVERALL	HOME	AWAY	NEUTRAL
ALL GAMES	12-2	0-0	9-2	3-0
CONFERENCE	8-2	0-0	8-2	0-0
NON-CONFERENCE	4-0	0-0	1-0	3-0

##	Player	gp-gs	min	avg	Total		3-Point		F-Throw		Rebounds				pf	dq	a	to	blk	stl	pts	avg
					fg-fga	fg%	3fg-fga	3fg%	ft-fa	ft%	off	def	tot	avg								
01	Johnny Davis	14-14	502	35.9	105-227	.463	22-58	.379	82-104	.788	20	101	121	8.6	25	1	30	35	7	23	314	22.4
34	Brad Davison	14-14	489	34.9	55-155	.355	34-100	.340	45-50	.900	3	56	59	4.2	30	0	30	12	0	9	189	13.5
05	Tyler Wahl	14-14	417	29.8	59-120	.492	2-16	.125	22-32	.688	19	63	82	5.9	43	1	19	24	10	12	142	10.1
22	Steven Crowl	14-14	373	26.6	42-91	.462	9-35	.257	17-20	.850	15	37	52	3.7	49	1	14	16	3	4	110	7.9
23	Chucky Hepburn	14-14	447	31.9	40-100	.400	16-48	.333	12-22	.545	4	30	34	2.4	27	0	32	16	3	13	108	7.7
11	Lorne Bowman II	11-0	101	9.2	10-25	.400	4-9	.444	4-9	.444	1	10	11	1.0	9	0	7	4	0	2	28	2.5
33	Chris Vogt	14-0	165	11.8	11-26	.423	0-0	.000	8-16	.500	19	21	40	2.9	38	1	7	8	13	3	30	2.1
02	Jordan Davis	11-0	86	7.8	6-14	.429	3-8	.375	0-1	.000	4	11	15	1.4	8	0	3	2	2	3	15	1.4
20	Ben Carlson	14-0	107	7.6	8-21	.381	0-6	.000	2-7	.286	9	13	22	1.6	8	0	2	5	0	0	18	1.3
14	Carter Gilmore	9-0	73	8.1	2-7	.286	0-4	.000	3-4	.750	3	3	6	0.7	9	0	5	1	1	1	7	0.8
00	Jahcobi Neath	8-0	36	4.5	1-7	.143	0-2	.000	1-2	.500	2	3	5	0.6	1	0	1	2	0	1	3	0.4
35	Markus Ilver	1-0	3	3.0	0-1	.000	0-1	.000	0-0	.000	0	0	0	0.0	0	0	0	0	0	0	0	0.0
10	Isaac Lindsey	1-0	1	1.0	0-0	.000	0-0	.000	0-0	.000	0	0	0	0.0	0	0	0	0	0	0	0	0.0
Team											14	13	27					2				
Total.....		14	2800		339-794	.427	90-287	.314	196-267	.734	113	361	474	33.9	247	4	150	127	39	71	964	68.9
Opponents.....		14	2800		343-780	.440	91-266	.342	156-226	.690	110	374	484	34.6	257	3	184	162	41	66	933	66.6

TEAM STATISTICS

	WIS	OPP	Date	Opponent	Score	Att.
SCORING	964	933	11/22/21	vs Texas A&M	w 69-58	0
Points per game	68.9	66.6	11/23/21	vs Houston	w 65-63	0
Scoring margin	+2.2	-	11/24/21	vs Saint Mary's (CA)	w 61-55	2901
FIELD GOALS-ATT	339-794	343-780	12/01/21	at Georgia Tech	w 70-66	6302
Field goal pct	.427	.440	* 12/11/21	at Ohio St.	L 55-73	13856
3 POINT FG-ATT	90-287	91-266	* 01/03/22	at Purdue	w 74-69	14804
3-point FG pct	.314	.342	* 01/09/22	at Maryland	w 70-69	10864
3-pt FG made per game	6.4	6.5	* 01/18/22	at Northwestern	w 82-76	5251
FREE THROWS-ATT	196-267	156-226	* 01/27/22	at Nebraska	w 73-65	15385
Free throw pct	.734	.690	* 02/02/22	at Illinois	L 67-80	14860
F-Throws made per game	14.0	11.1	* 02/08/22	at Michigan St.	w 70-62	14797
REBOUNDS	474	484	* 02/15/22	at Indiana	w 74-69	17222
Rebounds per game	33.9	34.6	* 02/23/22	at Minnesota	w 68-67	11761
Rebounding margin	-0.7	-	* 02/26/22	at Rutgers	w 66-61	8227
ASSISTS	150	184				
Assists per game	10.7	13.1				
TURNOVERS	127	162				
Turnovers per game	9.1	11.6				
Turnover margin	+2.5	-				
Assist/turnover ratio	1.2	1.1				
STEALS	71	66				
Steals per game	5.1	4.7				
BLOCKS	39	41				
Blocks per game	2.8	2.9				
ATTENDANCE	0	136230				
Home games-Avg/Game	0-0	11-12121				
Neutral site-Avg/Game	-	3-967				

* = Conference game

Score by Periods

	1st	2nd	Totals
Wisconsin	473	491	964
Opponents	422	511	933

GAME-BY-GAME STATISTICS

WISCONSIN

Opponent	Date	Score		Total		3-Pointers		Free throws		Rebounds											
				fg-fga	pct	3fg-fga	pct	ft-fa	pct	off	def	tot	avg	pf	a	t/o	blk	stl	pts	avg	
ST. FRANCIS BROOKLYN	11/09/21	81-58	W	29-66	.439	10-22	.455	13-18	.722	15	33	48	48.0	10	12	12	4	6	81	81.0	
GREEN BAY	11/12/21	72-34	W	24-64	.375	5-21	.238	19-21	.905	18	32	50	49.0	18	9	7	6	10	72	76.5	
PROVIDENCE	11/15/21	58-63	L	20-61	.328	5-27	.185	13-17	.765	11	24	35	44.3	19	5	7	4	4	58	70.3	
vs Texas A&M	11/22/21	69-58	W	23-58	.397	8-26	.308	15-17	.882	11	25	36	42.2	13	10	11	3	7	69	70.0	
vs Houston	11/23/21	65-63	W	23-49	.469	7-24	.292	12-15	.800	2	26	28	39.4	19	11	9	3	7	65	69.0	
vs Saint Mary's (CA)	11/24/21	61-55	W	21-56	.375	3-12	.250	16-18	.889	12	22	34	38.5	19	4	8	4	3	61	67.7	
at Georgia Tech	12/01/21	70-66	W	23-54	.426	9-24	.375	15-22	.682	8	20	28	37.0	18	13	8	5	4	70	68.0	
MARQUETTE	12/04/21	89-76	W	31-61	.508	10-24	.417	17-23	.739	7	28	35	36.8	15	14	11	3	5	89	70.6	
INDIANA	12/08/21	64-59	W	22-62	.355	5-23	.217	15-18	.833	11	30	41	37.2	15	12	4	6	4	64	69.9	
at Ohio St.	12/11/21	55-73	L	22-65	.338	6-26	.231	5-9	.556	5	23	28	36.3	19	7	8	5	7	55	68.4	
NICHOLLS ST.	12/15/21	71-68	W	24-55	.436	6-21	.286	17-27	.630	10	23	33	36.0	14	10	8	2	6	71	68.6	
ILLINOIS ST.	12/29/21	89-85	W	28-67	.418	8-22	.364	25-32	.781	19	25	44	36.7	19	16	6	2	3	89	70.3	
at Purdue	01/03/22	74-69	W	27-60	.450	6-24	.250	14-19	.737	9	25	34	36.5	22	13	7	2	5	74	70.6	
IOWA	01/06/22	87-78	W	33-66	.500	5-17	.294	16-23	.696	15	28	43	36.9	20	15	8	1	6	87	71.8	
at Maryland	01/09/22	70-69	W	25-56	.446	5-20	.250	15-18	.833	5	24	29	36.4	19	11	8	5	4	70	71.7	
OHIO ST.	01/13/22	78-68	W	27-58	.466	10-23	.435	14-20	.700	7	26	33	36.2	14	16	9	0	6	78	72.1	
at Northwestern	01/18/22	82-76	W	28-54	.519	9-17	.529	17-26	.654	7	29	36	36.2	13	17	11	2	4	82	72.6	
MICHIGAN ST.	01/21/22	74-86	L	26-61	.426	12-29	.414	10-11	.909	7	13	20	35.3	18	15	10	1	5	74	72.7	
at Nebraska	01/27/22	73-65	W	25-68	.368	10-22	.455	13-18	.722	13	34	47	35.9	18	12	10	2	7	73	72.7	
MINNESOTA	01/30/22	66-60	W	24-57	.421	6-19	.316	12-15	.800	7	25	32	35.7	15	8	7	0	3	66	72.4	
at Illinois	02/02/22	67-80	L	26-68	.382	3-24	.125	12-15	.800	12	26	38	35.8	19	8	6	0	3	67	72.1	
PENN ST.	02/05/22	51-49	W	21-56	.375	6-21	.286	3-6	.500	6	31	37	35.9	13	10	8	4	3	51	71.2	
at Michigan St.	02/08/22	70-62	W	25-53	.472	6-18	.333	14-22	.636	6	26	32	35.7	17	12	7	3	6	70	71.1	
RUTGERS	02/12/22	65-73	L	26-55	.473	4-19	.211	9-17	.529	8	20	28	35.4	18	13	11	0	8	65	70.9	
at Indiana	02/15/22	74-69	W	24-52	.462	4-16	.250	22-29	.759	7	29	36	35.4	16	8	13	2	4	74	71.0	
MICHIGAN	02/20/22	77-63	W	29-58	.500	4-13	.308	15-16	.938	4	24	28	35.1	16	7	8	5	7	77	71.2	
at Minnesota	02/23/22	68-67	W	24-47	.511	5-14	.357	15-22	.682	10	28	38	35.2	18	15	12	2	2	68	71.1	
at Rutgers	02/26/22	66-61	W	23-54	.426	9-20	.450	11-17	.647	6	24	30	35.0	17	9	9	1	8	66	70.9	
Wisconsin		1986		703-1641	.428	186-588	.316	394-531	.742	258	723	981	35.0	471	312	243	77	147	1986	70.9	
Opponents		1853		693-1593	.435	177-542	.327	290-427	.679	231	739	970	34.6	532	326	323	95	129	1853	66.2	

Games played: 28

Points/game: 70.9

FG Pct: 42.8

3FG Pct: 31.6

FT Pct: 74.2

Rebounds/game: 35.0

Assists/game: 11.1

Turnovers/game: 8.7

Assist/turnover ratio: 1.3

Steals/game: 5.3

Blocks/game: 2.8

GAME-BY-GAME STATISTICS

OPPONENT

Opponent	Date	Score		Total		3-Pointers		Free throws		Rebounds											
				fg-fga	pct	3fg-fga	pct	ft-fa	pct	off	def	tot	avg	pf	a	t/o	blk	stl	pts	avg	
ST. FRANCIS BROOKLYN	11/09/21	81-58	W	25-63	.397	5-21	.238	3-4	.750	6	25	31	31.0	15	5	12	4	8	58	58.0	
GREEN BAY	11/12/21	72-34	W	12-51	.235	3-16	.188	7-15	.467	9	22	31	31.0	20	6	13	4	3	34	46.0	
PROVIDENCE	11/15/21	58-63	L	22-54	.407	8-22	.364	11-19	.579	12	32	44	35.3	18	11	15	6	3	63	51.7	
vs Texas A&M	11/22/21	69-58	W	19-49	.388	10-26	.385	10-14	.714	5	24	29	33.8	18	11	16	3	7	58	53.2	
vs Houston	11/23/21	65-63	W	23-54	.426	9-23	.391	8-15	.533	10	26	36	34.2	18	10	12	2	7	63	55.2	
vs Saint Mary's (CA)	11/24/21	61-55	W	21-50	.420	4-15	.267	9-12	.750	9	24	33	34.0	21	9	16	5	3	55	55.2	
at Georgia Tech	12/01/21	70-66	W	22-53	.415	6-16	.375	16-20	.800	10	26	36	34.3	20	7	10	3	5	66	56.7	
MARQUETTE	12/04/21	89-76	W	27-61	.443	9-26	.346	13-18	.722	7	25	32	34.0	20	13	13	3	4	76	59.1	
INDIANA	12/08/21	64-59	W	24-62	.387	5-13	.385	6-13	.462	14	30	44	35.1	19	14	9	4	2	59	59.1	
at Ohio St.	12/11/21	55-73	L	29-58	.500	6-19	.316	9-13	.692	8	41	49	36.5	14	15	14	4	4	73	60.5	
NICHOLLS ST.	12/15/21	71-68	W	30-62	.484	5-19	.263	3-8	.375	10	26	36	36.5	24	7	12	5	3	68	61.2	
ILLINOIS ST.	12/29/21	89-85	W	30-61	.492	9-23	.391	16-22	.727	10	26	36	36.4	28	13	9	4	4	85	63.2	
at Purdue	01/03/22	74-69	W	23-56	.411	8-20	.400	15-24	.625	13	27	40	36.7	17	19	12	0	2	69	63.6	
IOWA	01/06/22	87-78	W	30-61	.492	7-20	.350	11-19	.579	6	20	26	35.9	22	19	8	7	4	78	64.6	
at Maryland	01/09/22	70-69	W	25-55	.455	7-17	.412	12-15	.800	5	28	33	35.7	19	10	12	3	4	69	64.9	
OHIO ST.	01/13/22	78-68	W	30-60	.500	3-19	.158	5-10	.500	7	26	33	35.6	20	7	11	3	2	68	65.1	
at Northwestern	01/18/22	82-76	W	33-71	.465	7-20	.350	3-8	.375	12	23	35	35.5	18	19	8	4	6	76	65.8	
MICHIGAN ST.	01/21/22	74-86	L	29-55	.527	6-12	.500	22-28	.786	11	28	39	35.7	19	14	13	4	4	86	66.9	
at Nebraska	01/27/22	73-65	W	22-55	.400	7-20	.350	14-17	.824	2	32	34	35.6	16	10	13	2	5	65	66.8	
MINNESOTA	01/30/22	66-60	W	23-53	.434	6-18	.333	8-9	.889	4	26	30	35.3	17	4	11	2	4	60	66.4	
at Illinois	02/02/22	67-80	L	32-62	.516	7-22	.318	9-18	.500	8	28	36	35.4	14	21	7	2	5	80	67.1	
PENN ST.	02/05/22	51-49	W	18-57	.316	9-30	.300	4-5	.800	8	29	37	35.5	14	7	10	3	7	49	66.3	
at Michigan St.	02/08/22	70-62	W	22-53	.415	3-14	.214	15-18	.833	7	26	33	35.3	20	15	12	1	5	62	66.1	
RUTGERS	02/12/22	65-73	L	25-49	.510	7-12	.583	16-18	.889	4	25	29	35.1	20	11	13	3	10	73	66.4	
at Indiana	02/15/22	74-69	W	25-61	.410	5-18	.278	14-18	.778	9	25	34	35.0	25	14	12	4	3	69	66.5	
MICHIGAN	02/20/22	77-63	W	25-64	.391	4-25	.160	9-13	.692	13	25	38	35.2	19	11	12	2	5	63	66.3	
at Minnesota	02/23/22	68-67	W	23-50	.460	8-19	.421	13-19	.684	4	15	19	34.6	20	18	6	3	4	67	66.4	
at Rutgers	02/26/22	66-61	W	24-53	.453	4-17	.235	9-15	.600	8	29	37	34.6	17	6	12	5	6	61	66.2	
Opponents		1853		693-1593	.435	177-542	.327	290-427	.679	231	739	970	34.6	532	326	323	95	129	1853	66.2	
Wisconsin		1986		703-1641	.428	186-588	.316	394-531	.742	258	723	981	35.0	471	312	243	77	147	1986	70.9	

Games played: 28

Points/game: 66.2

FG Pct: 43.5

3FG Pct: 32.7

FT Pct: 67.9

Rebounds/game: 34.6

Assists/game: 11.6

Turnovers/game: 11.5

Assist/turnover ratio: 1.0

Steals/game: 4.6

Blocks/game: 3.4

GAME 1: WISCONSIN 81, ST. FRANCIS BROOKLYN 58

Nov. 9, 2021 • Madison, Wis. • Kohl Center



Official Basketball Box Score - Final
St. Francis Brooklyn at Wisconsin
11/09/21 Kohl Center, Madison
2021-22 Men's Basketball

Game Time: 7:00 PM
Game Duration: 1:48
Attendance: 15,735

Officials: Rob Riley, Lamont Simpson, Michael Kibitz (A.)

St. Francis Brooklyn - 58

Record: 0-4

NO. Name	Min	FG	3P	FT	Rebounds	Fouls	TP	AS	TO	ST	Blocks	BA	+-
1 Patrick Emilien	F 34:16	8-11	1-3	1-2	0 5 5	0 5	18	0	0	1	0	0	-20
12 Vuk Stevanic	F 19:20	1-3	0-1	0-0	1 2 2	0 1	2	0	0	0	2	0	-14
0 Tedrick Wilcox Jr.	G 12:13	1-3	1-2	0-0	2 2 4	0 3	0	0	1	0	0	0	-8
3 Rob Higgins	G 25:11	1-9	0-1	2-2	0 0 0	3 1	4	2	2	3	0	2	-12
11 Michael Cubbage	G 28:47	5-13	0-3	0-0	1 6 7	2 1	10	0	3	1	0	0	-24
32 Jack Hemphill	15:41	3-7	1-4	0-0	2 1 3	0 0	1	7	2	1	0	2	-9
5 Larry Moreno	15:11	0-5	0-4	0-0	0 1 1	1 1	0	0	1	0	0	0	-17
15 Trey Quarlesbaum	24:58	4-6	2-3	0-0	1 4 5	2 0	10	0	2	1	0	0	-18
24 Bahadai Haidari	10:43	0-2	0-0	0-0	0 1 1	0 0	8	0	1	0	0	1	-3
10 DiAndre Howell-South	08:37	2-3	0-0	0-0	0 0 0	2 0	4	0	1	1	0	1	3
31 Kasper Suorong	05:03	0-1	0-0	0-0	0 0 0	0 0	0	0	1	1	0	0	7
Team					1 4 5		0		0				
Totals		25-63	5-21	3-4	6 25 31	15 10	58	5	12	8	4	4	-23

Technical Fouls: NONE

Wisconsin - 81

Record: 1-0

NO. Name	Min	FG	3P	FT	Rebounds	Fouls	TP	AS	TO	ST	Blocks	BA	+-
5 Tyler Wahl	F 17:09	1-3	0-1	3-4	1 3 4	2 2	5	1	2	0	0	0	6
22 Steven Crowl	F 18:56	4-9	0-1	3-4	3 5 8	0 2	2	1	0	2	0	1	11
1 Johnny Davis	G 26:25	6-15	2-6	1-2	1 3 3	0 4	15	5	0	2	0	0	23
23 Chucky Hepburn	G 23:14	4-7	2-3	3-4	0 1 1	3 2	13	1	2	0	0	0	18
34 Brad Davison	G 23:39	3-8	2-4	0-1	0 6 6	2 1	8	2	1	2	0	1	21
20 Ben Carlson	19:30	2-3	0-0	0-0	2 3 5	0 1	4	0	0	0	0	0	12
33 Chris Vogt	16:49	1-3	0-0	0-0	2 7 9	2 0	2	1	0	1	2	0	14
0 Jahcobi Neath	17:33	1-5	0-0	2-2	2 0 2	0 1	4	0	1	0	0	1	10
11 Lorne Bowman II	15:17	3-7	3-4	0-0	2 2 4	0 0	9	1	1	0	1	0	10
14 Carter Gilmore	07:00	2-2	0-0	1-2	0 1 1	0 2	5	1	0	1	1	0	2
35 Markus Iver	06:32	1-2	0-1	0-0	0 0 0	0 1	0	2	0	0	0	0	1
2 Jordan Davis	04:13	1-2	1-2	0-0	0 0 0	0 0	3	0	1	0	0	0	-4
10 Isaac Lindsey	02:14	0-0	0-0	0-0	0 0 0	0 0	0	0	0	0	0	0	-4
4 Carter Higginbottom	00:48	0-0	0-0	0-0	0 0 0	0 0	0	0	1	0	0	0	-7
13 Justin Taphorn	00:41	0-0	0-0	0-0	0 0 0	0 0	0	0	0	0	0	0	1
Team					2 3 5		0		1				
Totals		29-66	10-22	13-18	15 33 48	10 15	81	12	12	6	4	4	23

Technical Fouls: NONE

	SFB	UW
Biggest lead	1 (1 st 18:01)	32 (2 nd 8:33)
Best Scoring Run	11 (2 nd 18:07)	15 (1 st 5:33)
Lead Changes	2	
Times Tied	0	
Time with Lead	01:54	37:18

NOTES: Chucky Hepburn became the first true freshman to start in a season opener for UW since Devin Harris in 2001...Johnny Davis made his first career start, tallying 15 points and a career-high 5 assists...Steven Crowl made his first career start, setting career highs in points (11) and rebounds (8)...UW won its sixth-straight home opener, and for the 23rd time in the last 24 years...UW improved to 6-0 in home openers under Greg Gard.

GAME 2: WISCONSIN 72, GREEN BAY 34

Nov. 12, 2021 • Madison, Wis. • Kohl Center



Official Basketball Box Score - Final
Green Bay at Wisconsin
11/12/21 Kohl Center, Madison
2021-22 Men's Basketball

Game Time: 7:00 PM
Game Duration: 1:53
Attendance: 16,005

Officials: Matt Morales, Chad Barlow, Kenneth Mubaland

Green Bay - 34

Record: 0-2

NO. Name	Min	FG	3P	FT	Rebounds	Fouls	TP	AS	TO	ST	Blocks	BA	+-
3 Japannah Kellogg III	F 20:43	1-1	0-0	0-4	1 1 2	1 3	2	0	1	1	2	0	-27
11 Cade Meyer	F 18:04	1-6	0-1	2-5	0 0 0	5 3	4	0	0	0	0	1	-18
1 Mich Listau	G 20:30	0-3	0-1	2-2	2 2 0	1 1	2	1	1	0	0	0	-19
5 Lucas Steiber	G 09:38	0-1	0-1	0-0	0 2 2	0 1	0	1	0	0	0	0	-11
23 Emmanuel Ansong	G 16:18	0-5	0-1	0-0	1 1 2	3 1	0	0	1	0	0	1	-29
2 Kamari McGee	21:32	2-9	0-1	0-0	0 3 3	2 0	4	1	4	0	0	2	-16
14 Randy Tucker	13:12	0-2	0-1	2-2	2 2 4	3 3	2	2	0	0	0	0	-11
15 Donovan Ivory	18:08	1-5	1-3	0-0	0 3 3	2 0	3	0	3	0	0	1	-17
4 Blayton Williams	05:37	0-1	0-0	0-1	1 1 1	0 0	0	0	0	0	0	0	-1
12 Cem Kircman	17:14	2-4	1-1	0-0	1 3 4	3 2	5	1	1	1	0	0	-12
13 Ryan Coflin	16:06	1-4	0-0	0-2	2 2 0	0 0	3	0	1	1	0	0	-9
55 Nate Jenkins	12:26	2-5	0-0	0-0	1 1 1	0 2	4	0	0	0	0	0	-16
21 Tutu Majok	10:32	2-5	0-1	1-2	2 1 3	0 2	5	0	0	0	0	0	-4
Team					2 0 2		0		1				
Totals		12-51	3-16	7-15	9 22 31	20 18	34	6	13	3	4	6	-38

Technical Fouls: NONE

Wisconsin - 72

Record: 2-0

NO. Name	Min	FG	3P	FT	Rebounds	Fouls	TP	AS	TO	ST	Blocks	BA	+-
5 Tyler Wahl	F 19:45	1-2	0-0	0-0	1 4 5	1 2	2	2	1	0	2	1	18
22 Steven Crowl	F 21:59	7-11	2-4	2-2	3 4 7	1 1	18	0	0	0	0	0	35
1 Johnny Davis	G 24:46	5-16	0-3	5-6	2 3 5	1 6	15	2	0	1	1	0	37
23 Chucky Hepburn	G 23:49	1-5	1-3	0-0	0 2 2	1 0	3	1	1	4	0	0	38
34 Brad Davison	G 26:08	5-8	1-4	4-4	2 1 3	2 2	15	1	1	1	0	0	34
20 Ben Carlson	18:39	2-6	0-1	1-1	1 6 7	0 0	5	1	0	0	0	2	27
33 Chris Vogt	12:43	0-2	0-1	4-4	3 2 5	3 4	4	0	0	0	1	1	5
11 Lorne Bowman II	15:16	1-3	1-2	0-0	0 1 1	4 1	3	1	1	3	0	0	4
14 Carter Gilmore	14:19	0-4	0-1	0-0	2 3 5	0 0	0	1	0	1	0	2	6
35 Markus Iver	10:44	0-4	0-2	3-4	1 3 4	4 3	3	0	1	0	0	0	-1
2 Jordan Davis	06:32	2-2	0-0	0-0	1 1 2	2 0	4	0	1	1	0	0	1
10 Isaac Lindsey	03:48	0-1	0-0	0-0	0 0 0	0 0	0	0	0	0	0	0	-6
4 Carter Higginbottom	01:46	0-0	0-0	0-0	0 0 0	0 0	0	0	0	0	0	0	-4
13 Justin Taphorn	01:46	0-0	0-0	0-0	0 0 0	0 0	0	0	0	0	0	0	-4
Team					2 2 4		0		0				
Totals		24-64	5-21	19-21	18 32 50	18 20	72	9	7	10	6	4	38

Technical Fouls: NONE

	GB	UW
Biggest lead	2 (1 st 18:20)	45 (2 nd 5:07)
Best Scoring Run	6 (1 st 12:42)	13 (1 st 0:43)
Lead Changes	1	
Times Tied	2	
Time with Lead	00:37	35:52

NOTES: UW won its 23rd-consecutive non-conference home game dating back to the 2017-18 season...UW allowed just 34 points, its fewest surrendered in the Greg Gard era and fewest overall since a 62-31 win Nov. 14, 2014...UW held GB to 23.5% FG, the 4th-lowest mark ever by a UW opponent at the Kohl Center...Steven Crowl scored a career-high 18 points.

GAME 3: PROVIDENCE 63, WISCONSIN 58

Nov. 15, 2021 • Madison, Wis. • Kohl Center



Official Basketball Box Score - Final
Providence at Wisconsin
11/15/21 Kohl Center, Madison
2021-22 Men's Basketball

Game Time: 8:00 PM
Game Duration: 2:09
Attendance: 15,773

Officials: Mike Roberts, Bart Smith, Tim Ougherty

Providence - 63

Record: 3-0

NO. Name	Min	FG	3P	FT	Rebounds	Fouls	TP	AS	TO	ST	Blocks	BA	+-
14 Noah Horchler	F 25:29	1-1	0-0	0-1	1 5 6	3 1	2	0	1	1	3	0	-8
0 Nate Watson	C 32:25	11-15	0-0	2-5	3 3 6	3 4	24	0	2	0	1	0	4
1 Aljami Durham	G 35:31	4-11	3-5	2-4	0 2 2	1 6	13	4	3	0	0	1	-2
4 Jared Bynum	G 27:30	1-10	0-4	2-3	1 8 9	2 2	4	7	5	1	0	0	-5
11 A.J. Reeves	G 31:12	3-9	3-8	2-2	4 4 8	2 3	11	0	0	0	0	0	6
5 Ed Crosswell	08:50	0-1	0-0	0-0	0 2 2	3 0	0	0	1	1	1	1	-1
15 Justin Mnyaya	24:36	1-4	1-3	0-0	2 5 7	1 0	3	0	1	0	1	0	9
10 Allyn Breed	10:43	1-3	1-2	3-4	0 2 2	3 3	6	0	1	0	0	0	5
12 Brycen Goodine	03:44	0-0	0-0	0-0	0 0 0	0 0	0	0	0	0	0	0	7
Team					1 1 2		0		1				
Totals		22-54	8-22	11-19	12 32 44	18 19	63	11	15	3	6	4	5

Technical Fouls: NONE

Wisconsin - 58

Record: 2-1

NO. Name	Min	FG	3P	FT	Rebounds	Fouls	TP	AS	TO	ST	Blocks	BA	+-
5 Tyler Wahl	F 36:19	7-12	0-2	2-3	3 2 5	4 5	16	0	1	0	2	1	-7
20 Ben Carlson	F 17:49	1-7	0-3	0-0	2 1 3	0 1	2	0	1	0	1	3	-13
22 Steven Crowl	F 23:34	1-10	0-4	2-2	0 4 4	2 1	4	2	1	0	0	2	8
23 Chucky Hepburn	G 35:42	2-8	0-3	1-2	1 2 3	3 3	5	2	1	1	0	0	-3
34 Brad Davison	G 36:19	7-17	3-11	8-10	1 6 7	4 8	25	0	2	3	0	0	-4
14 Carter Gilmore	25:34	0-3	0-1	0-0	0 5 5	2 0	0	0	0	0	0	0	5
33 Chris Vogt	08:30	0-0	0-0	0-0	1 1 1	3 0	0	1	0	0	1	0	1
11 Lorne Bowman II	10:49	1-3	1-2	0-0	0 0 0	1 0	3	0	1	0	0	0	-13
35 Markus Iver	02:11	0-0	0-0	0-0	0 0 0	0 0	0	0	0	0	0	0	2
2 Jordan Davis	00:13	1-1	1-1	0-0	0 0 0	0 0	3	0	0	0	0	0	-1
Team					4 3 7		0		0				
Totals		20-61	5-27	13-17	11 24 35	19 18	58	5	7	4	4	6	-5</

GAME 5: WISCONSIN 65, #12 HOUSTON 63

Nov. 23, 2021 • Las Vegas, Nev. • Michelob Ultra Arena



Official Basketball Box Score - Final
Wisconsin at Houston
11/23/21 Michelob Ultra Arena, Las Vegas
2021-22 Men's Basketball

Game Time: 2:00 PM
Game Duration: 1:56
Officials: Mike Reed, Don Daly, Al Dussau

Wisconsin - 65												
Record: 4-1												
NO. Name	Min	FG M-A	3P M-A	FT M-A	Rebounds OR DR TOT	Fouls PF FO	TP	AS	TO	ST	Blocks BS BA	+/-
5 Tyler Wahl	F 32:00	4-10	0-2	1-2	1 6 7	2 3	9	1	0	0	1 2	2
22 Steven Crowl	F 22:42	3-6	1-4	1-2	0 1 1	4 2	8	0	1	1	0 1	8
1 Johnny Davis	G 37:24	10-18	4-7	6-6	0 4 4	1 5	30	1	2	4	2 0	2
23 Chucky Hepburn	G 30:58	1-4	1-4	0 0	4 4	2 0	3	3	3	0	1 0	-1
34 Brad Davison	G 28:09	2-6	1-5	4-4	0 4 4	4 5	9	2	1	1	0 0	3
14 Carter Gilmore	09:00	0-1	0-1	0-0	0 0 0	1 0	0	1	0	1	0 0	0
11 Lorne Bowman II	12:44	1-1	0-0	0-0	0 0 0	1 1	2	0	1	0	0 0	3
33 Chris Vogt	10:10	0-0	0-0	0 0	2 2	3 1	0	1	0	0	0 0	-9
20 Ben Carlson	11:26	2-3	0-1	0-0	2 2	0 1	4	2	0	0	0 0	7
2 Jordan Davis	05:27	0-0	0-0	0-0	0 1 1	1 0	0	0	0	0	0 0	-2
Team					1 2 3	0	0	1				
Totals	23:49	7-24	12-15	2 26	28	19	18	65	11	9	7 3 2	2

Houston - 63												
Record: 4-1												
NO. Name	Min	FG M-A	3P M-A	FT M-A	Rebounds OR DR TOT	Fouls PF FO	TP	AS	TO	ST	Blocks BS BA	+/-
32 Reggie Chaney	F 19:47	3-3	0-0	1-4	0 5 5	3 3	7	0	0	0	0 0	-5
35 Fabian White Jr	F 25:33	2-4	0-1	0-0	1 3 4	2 1	4	1	0	1	0 0	12
0 Marcus Sasser	G 37:52	4-12	3-7	0-0	0 2 2	2 1	11	2	4	3	0 0	-1
4 Taze Moore	G 15:56	0-6	0-4	0-0	1 2 3	1 0	0	0	1	0	1 2	-2
11 Kyler Edwards	G 34:21	6-10	6-8	0-0	1 4 5	2 2	18	1	3	1	0 0	1
12 Tramon Mirk	13:43	3-6	0-0	2-2	0 2 2	2 1	8	1	0	0	0 0	-1
13 J'wan Roberts	19:14	1-5	0-2	3-4	3 3 6	0 3	5	0	2	1	1 0	-12
1 Jarnal Sheard	21:00	3-7	0-1	2-4	1 1 2	3 6	8	5	2	1	0 1	2
25 Josh Carlton	12:34	1-1	0-0	0-1	0 0 0	3 2	2	0	0	0	0 0	-4
Team					3 1 4	0	0	0				
Totals	23:54	9-23	8-15	10 26	36	18	63	10	12	7 2 3	2	2

Technical Fouls: NONE

Wisconsin - 65												
Record: 4-1												
NO. Name	Min	FG M-A	3P M-A	FT M-A	Rebounds OR DR TOT	Fouls PF FO	TP	AS	TO	ST	Blocks BS BA	+/-
5 Tyler Wahl	F 32:00	4-10	0-2	1-2	1 6 7	2 3	9	1	0	0	1 2	2
22 Steven Crowl	F 22:42	3-6	1-4	1-2	0 1 1	4 2	8	0	1	1	0 1	8
1 Johnny Davis	G 37:24	10-18	4-7	6-6	0 4 4	1 5	30	1	2	4	2 0	2
23 Chucky Hepburn	G 30:58	1-4	1-4	0 0	4 4	2 0	3	3	3	0	1 0	-1
34 Brad Davison	G 28:09	2-6	1-5	4-4	0 4 4	4 5	9	2	1	1	0 0	3
14 Carter Gilmore	09:00	0-1	0-1	0-0	0 0 0	1 0	0	1	0	1	0 0	0
11 Lorne Bowman II	12:44	1-1	0-0	0-0	0 0 0	1 1	2	0	1	0	0 0	3
33 Chris Vogt	10:10	0-0	0-0	0 0	2 2	3 1	0	1	0	0	0 0	-9
20 Ben Carlson	11:26	2-3	0-1	0-0	2 2	0 1	4	2	0	0	0 0	7
2 Jordan Davis	05:27	0-0	0-0	0-0	0 1 1	1 0	0	0	0	0	0 0	-2
Team					1 2 3	0	0	1				
Totals	23:49	7-24	12-15	2 26	28	19	18	65	11	9	7 3 2	2

Technical Fouls: NONE

Houston - 63												
Record: 4-1												
NO. Name	Min	FG M-A	3P M-A	FT M-A	Rebounds OR DR TOT	Fouls PF FO	TP	AS	TO	ST	Blocks BS BA	+/-
32 Reggie Chaney	F 19:47	3-3	0-0	1-4	0 5 5	3 3	7	0	0	0	0 0	-5
35 Fabian White Jr	F 25:33	2-4	0-1	0-0	1 3 4	2 1	4	1	0	1	0 0	12
0 Marcus Sasser	G 37:52	4-12	3-7	0-0	0 2 2	2 1	11	2	4	3	0 0	-1
4 Taze Moore	G 15:56	0-6	0-4	0-0	1 2 3	1 0	0	0	1	0	1 2	-2
11 Kyler Edwards	G 34:21	6-10	6-8	0-0	1 4 5	2 2	18	1	3	1	0 0	1
12 Tramon Mirk	13:43	3-6	0-0	2-2	0 2 2	2 1	8	1	0	0	0 0	-1
13 J'wan Roberts	19:14	1-5	0-2	3-4	3 3 6	0 3	5	0	2	1	1 0	-12
1 Jarnal Sheard	21:00	3-7	0-1	2-4	1 1 2	3 6	8	5	2	1	0 1	2
25 Josh Carlton	12:34	1-1	0-0	0-1	0 0 0	3 2	2	0	0	0	0 0	-4
Team					3 1 4	0	0	0				
Totals	23:54	9-23	8-15	10 26	36	18	63	10	12	7 2 3	2	2

Technical Fouls: NONE

Houston - 63												
Record: 4-1												
NO. Name	Min	FG M-A	3P M-A	FT M-A	Rebounds OR DR TOT	Fouls PF FO	TP	AS	TO	ST	Blocks BS BA	+/-
32 Reggie Chaney	F 19:47	3-3	0-0	1-4	0 5 5	3 3	7	0	0	0	0 0	-5
35 Fabian White Jr	F 25:33	2-4	0-1	0-0	1 3 4	2 1	4	1	0	1	0 0	12
0 Marcus Sasser	G 37:52	4-12	3-7	0-0	0 2 2	2 1	11	2	4	3	0 0	-1
4 Taze Moore	G 15:56	0-6	0-4	0-0	1 2 3	1 0	0	0	1	0	1 2	-2
11 Kyler Edwards	G 34:21	6-10	6-8	0-0	1 4 5	2 2	18	1	3	1	0 0	1
12 Tramon Mirk	13:43	3-6	0-0	2-2	0 2 2	2 1	8	1	0	0	0 0	-1
13 J'wan Roberts	19:14	1-5	0-2	3-4	3 3 6	0 3	5	0	2	1	1 0	-12
1 Jarnal Sheard	21:00	3-7	0-1	2-4	1 1 2	3 6	8	5	2	1	0 1	2
25 Josh Carlton	12:34	1-1	0-0	0-1	0 0 0	3 2	2	0	0	0	0 0	-4
Team					3 1 4	0	0	0				
Totals	23:54	9-23	8-15	10 26	36	18	63	10	12	7 2 3	2	2

Technical Fouls: NONE

Houston - 63												
Record: 4-1												
NO. Name	Min	FG M-A	3P M-A	FT M-A	Rebounds OR DR TOT	Fouls PF FO	TP	AS	TO	ST	Blocks BS BA	+/-
32 Reggie Chaney	F 19:47	3-3	0-0	1-4	0 5 5	3 3	7	0	0	0	0 0	-5
35 Fabian White Jr	F 25:33	2-4	0-1	0-0	1 3 4	2 1	4	1	0	1	0 0	12
0 Marcus Sasser	G 37:52	4-12	3-7	0-0	0 2 2	2 1	11	2	4	3	0 0	-1
4 Taze Moore	G 15:56	0-6	0-4	0-0	1 2 3	1 0	0	0	1	0	1 2	-2
11 Kyler Edwards	G 34:21	6-10	6-8	0-0	1 4 5	2 2	18	1	3	1	0 0	1
12 Tramon Mirk	13:43	3-6	0-0	2-2	0 2 2	2 1	8	1	0	0	0 0	-1
13 J'wan Roberts	19:14	1-5	0-2	3-4	3 3 6	0 3	5	0	2	1	1 0	-12
1 Jarnal Sheard	21:00	3-7	0-1	2-4	1 1 2	3 6	8	5	2	1	0 1	2
25 Josh Carlton	12:34	1-1	0-0	0-1	0 0 0	3 2	2	0	0	0	0 0	-4
Team					3 1 4	0	0	0				
Totals	23:54	9-23	8-15	10 26	36	18	63	10	12	7 2 3	2	2

Technical Fouls: NONE

Houston - 63												
Record: 4-1												
NO. Name	Min	FG M-A	3P M-A	FT M-A	Rebounds OR DR TOT	Fouls PF FO	TP	AS	TO	ST	Blocks BS BA	+/-
32 Reggie Chaney	F 19:47	3-3	0-0	1-4	0 5 5	3 3	7	0	0	0	0 0	-5
35 Fabian White Jr	F 25:33	2-4	0-1	0-0	1 3 4	2 1	4	1	0	1	0 0	12
0 Marcus Sasser	G 37:52	4-12	3-7	0-0	0 2 2	2 1	11	2	4	3	0 0	-1
4 Taze Moore	G 15:56	0-6	0-4	0-0	1 2 3	1 0	0	0	1	0	1 2	-2
11 Kyler Edwards	G 34:21	6-10	6-8	0-0	1 4 5	2 2	18	1	3	1	0 0	1
12 Tramon Mirk	13:43	3-6	0-0	2-2	0 2 2	2 1	8	1	0	0	0 0	-1
13 J'wan Roberts	19:14	1-5	0-2	3-4	3 3 6	0 3	5	0	2	1	1 0	-12
1 Jarnal Sheard	21:00	3-7	0-1	2-4	1 1 2	3 6	8	5	2	1	0 1	2
25 Josh Carlton	12:34	1-1	0-0	0-1	0 0 0	3 2	2	0	0	0	0 0	-4
Team					3 1 4	0	0	0				
Totals	23:54	9-23	8-15	10 26	36	18	63	10	12	7 2 3	2	2

Technical Fouls: NONE

Houston - 63												
Record: 4-1												
NO. Name	Min	FG M-A	3P M-A	FT M-A	Rebounds OR DR TOT	Fouls PF FO	TP	AS	TO	ST	Blocks BS BA	+/-
32 Reggie Chaney	F 19:47	3-3	0-0	1-4	0 5 5	3 3	7	0	0	0	0 0	-5
35 Fabian White Jr	F 25:33	2-4	0-1	0-0	1 3 4	2 1	4	1	0	1	0 0	12
0 Marcus Sasser	G 37:52	4-12	3-7	0-0	0 2 2	2 1	11	2	4	3	0 0	-1
4 Taze Moore	G 15:56	0-6	0-4	0-0	1 2 3	1 0	0	0	1	0	1 2	-2
11 Kyler Edwards	G 34:21	6-10	6-8	0-0	1 4 5	2 2	18	1	3	1	0 0	1

GAME 9: #22 WISCONSIN 64, INDIANA 59

Dec. 8, 2021 • Madison, Wis. • Kohl Center



Official Basketball Box Score - Final
Indiana at Wisconsin
12/08/21 Kohl Center, Madison
2021-22 Men's Basketball

Game Time: 6:00 PM
Game Duration: 2:03
Attendance: 16,013

Officials: D.J. Garstensen, Courtney Green, Rob Kunneman

Indiana - 59

Record: 7-2 (1-1)

NO. Name	Min	FG	3P	FT	Rebounds	Fouls	TP	AS	TO	ST	Blocks	BS	BA	+/
12 Miller Kopp	F 28:37	3-6	1-1	0-0	0 1 1	2 0	7	0	1	0	0	1	0	
23 Trayce Jackson-Davis	F 30:39	4-10	0-0	1-2	3 3 6	1 3	9	1	0	0	1	1	-11	
25 Race Thompson	F 29:45	6-11	0-1	0-0	4 5 9	3 1	12	1	0	1	0	1	-13	
0 Xavier Johnson	G 27:11	4-16	0-1	2-6	1 6 7	4 6	10	7	3	0	0	2	-1	
45 Parker Stewart	G 26:03	3-7	3-5	0-0	1 3 4	4 0	9	1	0	1	0	1	-11	
22 Jordan Geronimo	10:02	0-2	0-1	3-4	2 3 5	1 2	3	1	1	0	2	0	9	
53 Tamar Bates	16:53	1-3	1-2	0-0	0 2 2	1 0	3	1	1	2	0	0	9	
2 Michael Durr	09:21	2-3	0-0	0-0	0 1 1	0 0	4	0	1	0	0	0	0	
1 Rob Phinisee	12:49	1-4	0-2	0-1	1 3 4	1 3	2	2	1	0	0	0	-4	
3 Anthony Leal	08:40	0-0	0-0	0-0	0 0 0	2 0	0	0	0	0	1	0	-9	
Team					2 3 5		0	0	0					
Totals	24:62	5-13	6-13	14 30	44	19 15	59	14	9	2	4	6	-5	

Technical Fouls: NONE

Wisconsin - 64

Record: 8-1 (1-0)

NO. Name	Min	FG	3P	FT	Rebounds	Fouls	TP	AS	TO	ST	Blocks	BS	BA	+/
5 Tyler Wahl	F 27:27	2-7	0-1	3-4	3 9 12	2 2	7	3	0	1	3	1	12	
22 Steven Crowl	F 19:04	2-6	1-2	0-0	0 0 0	4 0	5	3	0	1	0	1	-8	
1 Johnny Davis	G 36:45	8-17	1-3	6-7	1 8 9	1 8	23	1	3	0	1	0	4	
23 Chucky Hepburn	G 25:33	0-4	0-3	4-4	0 2 2	4 2	4	1	0	0	2	0	6	
34 Brad Davison	G 33:55	3-12	2-7	0-0	0 4 4	1 2	8	3	1	1	0	2	7	
14 Carter Gilmore	04:01	1-2	0-1	0-0	0 0 0	0 0	2	0	0	0	0	0	-6	
33 Chris Vogt	20:56	4-6	0-0	1-1	4 2 6	2 2	9	1	0	1	0	0	13	
2 Jordan Davis	12:17	1-4	1-4	0-0	0 1 1	0 1	3	0	0	0	0	0	-4	
20 Ben Carlson	20:02	1-4	0-2	1-2	2 2 4	1 2	3	0	0	0	0	0	-4	
Team					1 2 3		0	0	0					
Totals	22:62	5-23	15-18	11 30	41	15 19	64	12	4	4	6	4	5	

Technical Fouls: NONE

	IU	UW
Biggest lead	22 (1 st 1:17)	5 (1 st 17:38)
Best Scoring Run	12 (1 st 8:44)	11 (2 nd 0:13)
Lead Changes	2	
Times Tied	2	
Time with Lead	34:26	03:01

Points from	Turnovers	1st	2nd	TOT
Turnovers	7	15		
Paint	30	22		
Second Chance	16	11		
Fast Breaks	14	6		
Bench	12	17		

Shooting By Period	1st	2nd	3rd	4th	OT
1st FG%	10-32	31.3%			
3PT%	1-10	10.0%			
FT%	4-5	80%			
2nd FG%	12-30	40.0%			
3PT%	4-13	30.8%			
FT%	11-13	84.6%			
GM FG%	22-62	35.5%			
3PT%	5-23	21.7%			
FT%	15-18	83.3%			

Dead Ball Rebounds: 2, 0

NOTES: Wisconsin overcame a 22-pt deficit, trailing 42-20 in the 1H, matching the largest comeback in program history...the Badgers limited Indiana to just 17 2H points. IU shot just 22.6% FG in the 2H (0-5 3FG)...UW allowed 3pts the final 8:59 of the game, including 0 points the final 3:00...**Johnny Davis** led UW with 23 pts, his 5th game with at 20+ pts this season...Davis also grabbed 9 reb, matching his career high....**Tyler Wahl** grabbed a season-high 12 reb, plus 7 pts, 3 ast, 3 blk and 1 stl...**Chris Vogt** posted season highs with 9 pts and 6 reb...**Brad Davison** finished with 8 pts, 4 reb and 3 ast.

GAME 10: #21 OHIO STATE 73, #22 WISCONSIN 55

Dec. 11, 2021 • Columbus, Ohio • Value City Arena



Official Basketball Box Score - Final
Wisconsin at Ohio State
12/11/21 Value City Arena, Columbus, Ohio
Ohio State vs. Wisconsin

Game Time: 12:00 PM
Game Duration: 1:52
Attendance: 13,866

Officials: Rob Riley, Donnie Epley, Bill Ek

Wisconsin - 55

Record: 8-2 (1-1)

NO. Name	Min	FG	3P	FT	Rebounds	Fouls	TP	AS	TO	ST	Blocks	BS	BA	+/
5 Tyler Wahl	F 23:04	1-7	0-3	1-1	0 1 1	3 2	3	2	2	1	1	0	-4	
22 Steven Crowl	F 22:38	0-3	0-2	0-0	1 1 2	3 0	0	0	0	3	0	0	-15	
1 Johnny Davis	G 38:12	11-22	2-7	0-0	1 6 7	4 3	24	3	1	3	0	1	-19	
23 Chucky Hepburn	G 32:55	2-8	1-5	0-0	0 3 3	1 0	5	1	1	1	0	1	-13	
34 Brad Davison	G 27:40	4-12	3-6	2-2	0 5 5	3 2	13	0	1	0	0	1	-13	
20 Ben Carlson	13:36	0-3	0-2	1-2	0 2 2	1 2	1	0	0	0	0	0	-17	
33 Chris Vogt	17:22	3-6	0-0	1-3	0 2 2	4 3	7	0	0	0	1	3	-3	
2 Jordan Davis	15:46	1-2	0-0	0-1	1 1 2	0 1	2	0	0	1	1	1	-7	
0 Jahcobi Neath	05:54	0-1	0-0	0-0	0 1 1	0 1	0	1	0	0	0	0	-2	
35 Markus Iler	02:53	0-1	0-1	0-0	0 0 0	0 0	0	0	0	0	0	0	3	
Team					2 1 3		0	0	0					
Totals	22:65	6-26	5-9	5 23	28	19 14	55	7	8	7	5	4	-18	

Technical Fouls: NONE

Ohio State - 73

Record: 8-2 (2-0)

NO. Name	Min	FG	3P	FT	Rebounds	Fouls	TP	AS	TO	ST	Blocks	BS	BA	+/
10 Justin Ahrens	F 26:40	1-4	1-4	2-2	0 4 4	2 1	5	1	0	0	0	0	13	
23 Zed Key	F 22:45	5-7	0-0	1-3	1 8 9	1 5	11	2	0	0	1	1	14	
32 E.J. Liddell	F 30:56	11-16	1-3	5-7	4 5 9	1 7	28	4	2	1	2	1	20	
22 Malik Branham	G 13:54	0-2	0-0	0-0	2 2 2	1 0	0	0	4	0	0	0	6	
55 Jamarl Wheeler	G 30:08	4-9	1-4	0-0	0 5 5	1 2	9	5	2	1	0	1	11	
0 Meechie Johnson Jr.	19:01	3-8	2-3	0-0	0 2 2	0 0	8	2	1	1	1	1	5	
25 Kyle Young	23:18	2-6	0-2	1-1	1 13	14	3	5	0	1	1	0	9	
50 Joey Brunk	02:21	0-0	0-0	0-0	0 0 0	0 0	0	0	0	0	0	0	-3	
2 Cedric Russell	18:52	3-6	1-3	0-0	0 1 1	2 0	7	1	4	0	0	1	23	
3 Eugene Brown III	10:45	0-0	0-0	0-0	1 0 1	4 1	0	0	0	0	0	0	1	
1 Jimmy Sotos	00:40	0-0	0-0	0-0	0 0 0	0 0	0	0	0	0	0	0	-4	
42 Harrison Hooklin	00:40	0-0	0-0	0-0	0 0 0	1 0	0	0	0	0	0	0	-4	
Team					1 1 2		0	0	0					
Totals	29:58	6-19	9-13	8 41	49	14 19	73	15	14	4	4	5	18	

Technical Fouls: NONE

	WIS	OSU
Biggest lead	8 (1 st 11:47)	23 (2 nd 0:40)
Best Scoring Run	8 (1 st 15:32)	12 (1 st 6:37)
Lead Changes	2	
Times Tied	8	14
Time with Lead	07:06	30:19

Points from	Turnovers	1st	2nd	TOT
Turnovers	11	9		
Paint	24	32		
Second Chance	2	11		
Fast Breaks	8	14		
Bench	10	20		

GAME 12: WISCONSIN 89, ILLINOIS STATE 85

Dec. 29, 2021 • Madison, Wis. • Kohl Center



Official Basketball Box Score - Final
Nicholls St. at Wisconsin
12/15/21 Kohl Center, Madison, WI
2021-22 Men's Basketball

Game Time: 7:01 PM
Game Duration: 2:06
Attendance: 15,752

Officials: Steve Munkins, Donnie Epley, Brooks Wells

Nicholls St. - 68

Record: 7-4

NO. Name	Min	FG	3P	FT	Rebounds	Fouls	TP	AS	TO	ST	Blocks	BS	BA	+/
1 Emmanuel Little	F 23:29	1-3	0-1	0-0	1 2 3	4 2	2	0	1	0	2	0	-4	
35 Ryghie Lyons	C 19:40	2-7	0-1	0-0	1 1 2	5 0	4	2	1	0	3	1	2	
0 Ty Gordon	G 29:42	10-25	4-11	2-2	0 2 2	4 2	26	2	1	0	0	1	-5	
5 Pierce Spencer	G 33:55	1-3	1-2	0-0	2 5 7	3 0	3	0	1	0	0	0	0	
14 Devante Carter	G 32:30	7-12	0-2	1-4	0 4 4	3 6	15	2	1	1	0	0	2	
13 Mekhi Collins	07:54	1-1	0-0	0-0	0 0 0	0 3	2	0	0	0	0	0	1	
22 Manny Little	28:29	3-4	0-1	0-2	5 10 15	2 3	6	1	5	1	0	0	-2	
11 Latrell Jones	12:24	2-2	0-0	0-0	1 1 2	0 0	4	0	1	1	0	0	-5	
4 Caleb Huffman	11:57	3-5	0-1	0-0	1 1 1	0 1	6	0	1	0	0	0	-4	
Team					0 0 0		0	0	0					
Totals	30:62	5-19	3-8	10 26	36	24 14	68	7	12	3	5	2	-3	

Technical Fouls: NONE

Wisconsin - 71

Record: 9-2

NO. Name	Min	FG	3P	FT	Rebounds	Fouls	TP	AS	TO	ST	Blocks	BS	BA	+/
5 Tyler Wahl	F 31:25	4-8	0-2	4-6	0 4 4	2 4	12	2	3	1	0	0	-4	
22 Steven Crowl	F 14:15	2-6	0-2	1-2	1 3 4	0 2	5	1	1	0	1	0	-8	
0 Jahcobi Neath	G 26:44	3-6	1-1	2-2	2 5 7	3 1	9	2	0	1	1	1	6	
23 Chucky Hepburn	G 32:17	3-8	0-3	3-4	0 0 0	1 4	9	1	2	2	0	0	-8	
34 Brad Davison	G 36:50	5-12	4-9	0-0	0 1 1	5 4	19	2	1	1	0	0	5	
11 Lorne Bowman II	13:37	1-2	1-2	1-3	0 3 3	0 2	4	0	1	0	0	0	0	
20 Ben Carlson	09:30	2-5	0-0	0-0	2 2 4	0 1	4	0	0	0	0	1	11	
33 Chris Vogt	25:25	4-7	0-0	1-3	4 3 7	2 5	9	1	0	1	0	1	13	
2 Jordan Davis	07:19	0-1	0-1	0-0	1 1 2	0 0	0	1	0	0	0	0	-2	
14 Carter Gilmore	04:19	0-0	0-0	0-1	0 0 0	1 1	0	0	0	0	0	0	-6	
Team					0 1 1		0	0	0					
Totals	24:55	6-21	17-27	10 23	33	14 24	71	10	8	6	2	5	3	

GAME 13: #23 WISCONSIN 74, #3 PURDUE 69

Jan. 3, 2022 • West Lafayette, Ind. • Mackey Arena



Official Basketball Box Score - Final
Wisconsin at Purdue
 01/03/22 Mackey Arena, West Lafayette
 2021-22 Men's Basketball

Game Time: 7:00 PM
 Game Duration: 2:26
 Attendance: 14,804

Officials: Larry Scroto, Don Daily, Donnie Epley

Wisconsin - 74		Record: 11-2 (2-1)												
NO. Name	Min	FG M-A	3P M-A	FT M-A	Rebounds	Fouls	TP	AS	TO	ST	Blocks	BS	BA	+/-
5 Tyler Wahl	F 21:12	3-4	0-1	0-0	1 3 4	5 0	6	1	1	1	0	0	3	
22 Steven Crowl	F 23:11	2-6	0-3	0-0	1 1 2	5 2	4	1	0	0	0	0	-7	
1 Johnny Davis	G 37:52	13-24	2-5	9-12	1 13 14	2 8	37	3	3	2	2	0	5	
23 Chucky Hepburn	G 32:50	2-7	1-4	0-0	0 1 1	1 0	5	3	1	1	0	0	3	
34 Brad Davison	G 38:09	5-11	3-6	2-2	0 3 3	1 3	15	3	0	0	0	0	2	
2 Jordan Davis	04:44	0-1	0-1	0-0	0 2 2	1 0	0	0	0	1	0	0	2	
33 Chris Vogt	12:57	2-3	0-0	2-3	0 3 3	5 3	6	0	1	1	0	0	15	
14 Carter Gilmore	18:48	0-3	0-3	0-0	2 0 2	1 0	0	1	1	0	0	0	2	
0 Jahcobi Neath	02:08	0-1	0-1	1-2	0 1 1	1 1	1	0	0	0	0	0	0	
11 Lorne Bowman II	05:03	0-0	0-0	0-0	0 0 0	0 0	0	1	0	0	0	0	5	
20 Ben Carlson	03:06	0-0	0-0	0-0	0 0 0	0 0	0	0	0	0	0	0	-5	
Team					1 1 2									
Totals		27-60	6-24	14-19	9 25 34	22 17	74	13	7	5	2	0	5	

Technical Fouls: NONE

Purdue - 69		Record: 12-2 (1-2)												
NO. Name	Min	FG M-A	3P M-A	FT M-A	Rebounds	Fouls	TP	AS	TO	ST	Blocks	BS	BA	+/-
0 Mason Gillis	F 22:53	3-4	3-4	0-0	1 3 4	1 1	9	0	2	0	0	0	-1	
50 Trevion Williams	F 19:50	3-8	1-1	2-4	3 2 5	3 3	9	2	0	0	0	1	-2	
11 Isaiah Thompson	G 20:29	0-2	0-2	0-0	1 2 3	1 0	0	2	1	0	0	0	14	
23 Jaden Ivy	G 27:34	3-9	2-5	6-8	0 3 3	3 3	14	3	2	0	0	0	2	
55 Sasha Stefanovic	G 37:14	2-8	1-5	3-4	0 2 2	2 3	8	3	1	0	0	0	1	
2 Eric Hunter Jr.	19:31	1-4	0-1	0-0	0 1 1	0 1	2	2	2	0	0	0	-19	
15 Zach Edey	20:11	10-17	0-0	4-8	5 5 10	3 8	24	2	4	0	0	0	-1	
3 Caleb Furst	06:18	0-0	0-0	0-0	0 0 0	0 0	0	0	0	0	0	0	-6	
25 Ethan Morton	19:57	1-2	1-1	0-0	0 6 6	4 1	3	4	0	2	0	0	-11	
5 Brandon Newman	06:03	0-2	0-1	0-0	0 0 0	0 1	0	1	0	0	0	1	-2	
Team					3 3 6									
Totals		23-56	8-20	15-24	13 27 40	17 22	69	19	12	2	0	2	-5	

Technical Fouls: NONE

WIS PUR		Points from		Period by Period Scoring	
Biggest lead	7 (1 st 2:07) 7 (2 nd 11:12)	Turnovers	12 10	1st 2nd TOT	
Best Scoring Run	7 (1 st 11:00) 8 (2 nd 13:53)	Point	28 28		
Lead Changes	17	Second Chance	12 12		
Times Tied	6	Fast Breaks	6 6		
Time with Lead	20:49 15:19	Bench	7 29		
		WIS	29 45 74		
		PUR	24 45 69		

NOTES: Wisconsin won at Mackey Arena for the 1st time since 2014 and just the 5th time in school history...the win marked UW's first-ever over a ranked Purdue team at Mackey Arena...UW tallied its 9th win over a top-10 foe under Greg Gard (including 4 such road wins)...**Johnny Davis** scored a career-high 37 points, the most by a Badger since Frank Kaminsky's school record 43 points on 11/19/13... it was the 3rd-highest road total by a Badger in school history, trailing Michael Finley (42pts, 1994) and Jordan Taylor (39, 2011)...per STATS, Davis is the first player to lead his team in pts, reb, ast, blk & stl in a road win over an AP top 5 team since Wake Forest's Tim Duncan did so in a win at No. 5 Maryland on Feb. 1, 1997.

GAME 15: #23 WISCONSIN 70, MARYLAND 69

Jan. 9, 2022 • College Park, Md. • XFINITY Center



Official Basketball Box Score - Final
Wisconsin at Maryland
 01/09/22 XFINITY Center, College Park
 2021-22 Men's Basketball

Game Time: 7:30 PM
 Game Duration: 2:09
 Attendance: 10,864

Officials: Rob Riley, Terry Oglesby, Steve McJunkins

Wisconsin - 70		Record: 13-2 (4-1)												
NO. Name	Min	FG M-A	3P M-A	FT M-A	Rebounds	Fouls	TP	AS	TO	ST	Blocks	BS	BA	+/-
5 Tyler Wahl	F 29:33	8-12	0-1	5-5	1 4 5	4 3	21	2	0	0	1	0	17	
22 Steven Crowl	F 22:20	3-4	1-1	2-2	2 6 8	3 3	9	0	0	0	0	0	10	
1 Johnny Davis	G 37:10	7-19	1-7	4-5	0 7 7	1 7	19	1	3	1	1	0	-5	
23 Chucky Hepburn	G 32:13	1-5	1-3	0-0	0 3 3	0 3	3	2	1	1	0	1	-9	
34 Brad Davison	G 38:09	3-10	1-7	4-6	1 2 3	1 5	11	2	1	1	0	0	-4	
33 Chris Vogt	17:12	1-2	0-0	0-0	0 1 1	3 1	2	2	0	0	0	3	-7	
11 Lorne Bowman II	07:47	0-1	0-0	0-0	0 1 1	1 0	0	2	1	1	0	0	10	
14 Carter Gilmore	08:42	1-2	0-0	0-0	0 0 0	2 0	2	0	1	0	0	0	-13	
2 Jordan Davis	04:51	1-1	1-1	0-0	0 0 0	1 2	3	0	1	0	0	0	3	
20 Ben Carlson	02:13	0-0	0-0	0-0	0 0 0	0 0	0	0	0	0	0	0	-6	
Team					1 0 1									
Totals		25-56	5-20	15-18	5 24 29	19 19	70	11	8	4	5	3	1	

Technical Fouls: NONE

Maryland - 69		Record: 8-7 (0-4)												
NO. Name	Min	FG M-A	3P M-A	FT M-A	Rebounds	Fouls	TP	AS	TO	ST	Blocks	BS	BA	+/-
24 Dontia Scott	F 31:00	4-8	1-4	1-1	0 6 6	2 2	10	0	2	0	0	1	-8	
33 Qudus Wahab	C 19:04	1-5	0-0	2-2	0 4 4	0 4	4	1	1	0	1	1	8	
4 Fatts Russell	G 24:47	5-10	0-0	3-4	0 2 2	4 3	13	6	1	2	0	1	8	
5 Eric Ayala	G 30:07	6-16	4-8	3-3	1 4 5	4 4	2	19	1	1	0	0	-14	
13 Hakim Hart	G 31:27	4-6	0-2	3-4	0 1 1	1 1	2	1	2	1	0	0	0	
15 Simon Wright	03:19	0-0	0-0	0-0	0 1 1	3 1	0	0	0	0	0	0	3	
10 Julian Reese	23:55	1-3	0-1	0-1	0 4 4	2 4	2	0	1	0	0	0	-7	
11 Xavier Green	26:58	4-5	2-2	0-0	1 3 4	3 1	10	0	1	2	0	0	4	
22 Ian Martinez	09:13	0-2	0-0	0-0	0 2 0	0 0	0	0	1	0	0	0	3	
Team					3 4 4									
Totals		25-55	7-17	12-15	5 28 33	19 19	69	10	12	4	3	5	-1	

Technical Fouls: NONE

WIS UMD		Points from		Period by Period Scoring	
Biggest lead	21 (1 st 8:21) 3 (2 nd 1:56)	Turnovers	18 5	1st 2nd TOT	
Best Scoring Run	10 (1 st 10:02) 15 (1 st 3:16)	Point	32 24		
Lead Changes	6	Second Chance	8 3		
Times Tied	5	Fast Breaks	9 10		
Time with Lead	31:20 05:09	Bench	7 12		
		WIS	33 37 70		
		UMD	26 43 69		

NOTES: Wisconsin improved to 13-2, its best start since opening the 2016-17 season with a 13-2 record...UW improved to 4-1 in Big Ten play for the second straight season...**Tyler Wahl** scored a career-high 21 points (8-12 FG, 5-5 FT)... **Johnny Davis** scored 19 points, becoming the 2nd Badger in the last 20 seasons to score 15+ points in 13 straight games, and the first since Devin Harris in 2003-04...**Brad Davison** started his 139th game, matching Ethan Happ for the 2nd-most in school history.

GAME 14: #23 WISCONSIN 87, IOWA 78

Jan. 6, 2022 • Madison, Wis. • Kohl Center



Official Basketball Box Score - Final
Iowa at Wisconsin
 01/06/22 Kohl Center, Madison
 2021-22 Men's Basketball

Game Time: 8:07 PM
 Game Duration: 2:0
 Attendance: 15,21

Officials: Kelly Pfeiffer, Don Daily, Brian Dorsey

Iowa - 78		Record: 11-4 (1-3)												
NO. Name	Min	FG M-A	3P M-A	FT M-A	Rebounds	Fouls	TP	AS	TO	ST	Blocks	BS	BA	+/-
0 Filip Rebraca	F 11:36	1-2	0-0	0-0	0 1 1	2 0	2	0	0	0	0	0	-11	
15 Keegan Murray	F 35:17	10-16	2-4	5-9	1 4 5	0 7	27	0	3	1	3	1	-17	
22 Patrick McCaffery	F 26:28	4-10	0-2	2-3	1 6 7	4 3	10	6	0	0	1	0	-8	
2 Joe Toussaint	G 17:55	3-5	0-1	0-0	0 0 0	1 1	3	4	2	0	0	0	-13	
3 Jordan Bohannon	G 29:10	3-6	3-6	3-6	0 1 1	2 3	12	3	0	0	0	0	-3	
24 Kris Murray	20:41	5-10	2-5	0-0	0 3 3	3 2	12	2	1	2	0	0	7	
4 Ahron Ellis	14:44	1-2	0-0	0-0	0 3 3	0 2	2	2	1	0	0	0	-8	
11 Tony Perkins	10:58	0-4	0-1	0-0	1 0 1	2 1	0	1	0	0	0	0	-9	
30 Connor McCaffery	14:59	0-0	0-0	0-0	0 1 0	1 5	0	0	2	0	1	0	0	
20 Payton Sandfort	06:52	0-2	0-1	0-0	1 0 1	1 1	0	0	2	1	0	0	-3	
23 Josh Ogundele	04:20	1-2	0-0	1-1	1 0 1	1 1	3	0	0	0	0	1	0	
44 Riley Mulvey	05:58	1-1	0-0	0-0	0 1 1	1 0	2	0	0	0	0	0	2	
13 Austin Ash	01:02	1-1	0-0	0-0	0 0 0	0 0	0	2	0	0	0	0	7	
Team					0 1 1									
Totals		30-61	7-20	11-19	6 20 26	22 20	78	19	8	4	7	1	-9	

Technical Fouls: NONE

Wisconsin - 87		Record: 12-2 (3-1)																
NO.	Name	Min	FG M-A	3P M-A	FT M-A	Rebounds OR DR	Fouls PF	TP	AS	TO	ST	Blocks BS BA	+/-	Shooting By Period				
5	Tyler Wahl	F 31:54	6-7	0-0	4-8	3 6 9	2 7	16	2	1	2	1	15	1st FG%	17-34	50.0%		
22	Steven Crowl	F 23:51	6-8	0-0	0-0	1 2 3	2 0	12	3	0	1	0	0	24	3PT%	4-14	28.6%	
1	Johnny Davis	G 34:33	10-18	3-7	3-5	1 8 9	3 5	26	5	2	0	0	0	21	FT%	17-12	58.3%	
23	Chucky Hepburn	G 30:56	3-9	1-4	4-4	0 2 2	2 2	11	0	1	0	0	0	21	2nd FG%	16-32	50.0%	
34	Brad Davison	G 31:51	6-11	1-3	5-5	3 4 7	1 4	18	2	1	1	0	0	17	3PT%	1-3	33.3%	
14	Carter Gilmore	07:04	1-2	0-1	0-0	0 0 0	3 0	2	0	0	0	0	0	1	FT%	9-11	81.8%	
33	Chris Vogt	12:07	0-3	0-0	0-0	0 0 0	4 3	0	0	0	0	0	0	1	GM FG%	33-66	50.0%	
11	Lorne Bowman II	06:13	0-1	0-0	0-0	0 0 0	2 0	0	0	1	0	0	0	-8	3PT%	5-17	29.4%	
0	Jacobi North	06:43	1-3	0-1	0-1	1 3 4	1 1	2	1	1	0	0	0	-2	FT%	16-23	69.6%	
2	Jordan Davis	01:02	0-0	0-0	0-0	0 0 0	0 0	0	0	0	0	0	0	-7	Dead Ball Rebounds: 3.2			
20	Carter Higginbottom	01:02	0-1	0-0	0-0	0 0 0	0 0	0	0	0	0	0	0	-8				
4	Ben Carlson	01:02	0-1	0-0	0-0	0 0 0	0 0	0	0	0	0	0	0	-1				
35	Markus Iwer	01:02	0-0	0-0	0-0	0 0 0	1 0	0	0	1	0	0	0	-8				
10	Isaac Lindsey	00:43	0-0	0-0	0-0	0 0 0	0 0	0	0	0	0	0	0	-4				
Team						4	1 5	0	0	1	0	0	0					
Totals			33:66	5-17	16-23	15	28	43	20	22	87	15	8	6	1	7	9	

GAME 17: #8 WISCONSIN 82, NORTHWESTERN 76

Jan. 18, 2022 • Evanston, Ill. • Welsh-Ryan Arena



Official Basketball Box Score - Final
Wisconsin at Northwestern
01/18/22 Welsh-Ryan Arena, Evanston
2021-22 Men's Basketball

Game Time: 8:00 PM
Game Duration: 1:58
Attendance: 5,551

Officials: Courtney Green, Rob Riley, Steve Munkins

Wisconsin - 82		Record: 15-2 (6-1)												
NO.	Name	Min	FG	3P	FT	Rebounds	Fouls	TP	AS	TO	ST	Blocks	BS	BA
5	Tyler Wahl	F 32:03	5-12	1-1	3-6	1	10	11	3	4	14	2	1	0
22	Steven Crowl	F 22:40	3-4	0-1	4-4	1	2	3	3	2	10	2	4	0
1	Johnny Davis	G 37:56	8-15	4-5	7-10	1	7	8	0	5	27	2	3	0
23	Chucky Hepburn	G 34:45	6-10	2-3	0-3	1	0	1	1	3	14	1	0	0
34	Brad Davison	G 37:47	4-8	2-6	3-3	0	4	4	1	3	13	4	1	0
11	Lorne Bowman II	05:52	0-1	0-1	0-0	0	1	1	2	0	0	1	0	0
33	Chris Vogt	17:06	2-4	0-0	0	0	1	4	3	1	4	0	1	2
20	Ben Carlson	01:21	0-0	0-0	0	0	0	0	0	0	0	0	0	0
0	Jahcobi Neath	02:04	0-0	0-0	0	0	0	0	0	0	0	0	0	0
14	Carter Gilmore	06:50	0-0	0-0	0	0	2	2	0	0	0	3	0	0
2	Jordan Davis	01:36	0-0	0-0	0	0	1	1	0	0	0	0	0	0
Team						0	1	1			0			
Totals		28:54	9-17	17-26	7	29	36	13	18	82	17	11	4	2

Technical Fouls: NONE

Northwestern - 76		Record: 9-7 (2-5)												
NO.	Name	Min	FG	3P	FT	Rebounds	Fouls	TP	AS	TO	ST	Blocks	BS	BA
22	Pete Nance	F 30:56	5-10	0-3	0-0	1	5	6	0	1	10	5	1	0
31	Robbie Beran	F 20:47	1-3	0-1	0-1	4	5	3	0	0	2	0	1	2
0	Boo Bue	G 33:27	7-17	3-8	2-3	0	2	2	2	5	19	5	2	0
1	Chase Audige	G 30:25	10-17	3-4	0-0	2	2	4	0	0	23	3	2	3
3	Ty Berry	G 10:59	0-4	0-2	0-0	0	0	0	2	1	0	1	0	0
5	Julian Roper II	27:11	3-6	1-1	0-0	3	2	5	2	0	7	1	1	1
15	Ryan Young	26:56	6-11	0-0	1-5	3	3	6	0	5	13	2	1	0
2	Ryan Greer	16:35	1-1	0-0	0	0	3	3	0	1	2	2	1	1
14	Casey Simmons	01:23	0-2	0-1	0-0	0	0	0	0	0	0	0	0	0
34	Matthew Nicholson	01:21	0-0	0-0	0-0	0	0	0	0	0	0	0	0	0
Team						2	2	4			0			
Totals		33:71	7-20	3-8	12	23	35	18	13	76	19	8	6	4

Technical Fouls: NONE

	UW		NU		Points from			UW			NU			Period by Period Scoring				
Biggest lead	10	(2 nd 18:26)	5	(1 st 17:18)	Turnovers	8	6	Paint	32	36	1st	2nd	TOT	UW	41	41	82	
Best Scoring Run	5	(1 st 10:53)	7	(1 st 17:18)	Second Chance	11	12	Second Chance	11	12	NU	41	41	82	NU	35	41	76
Lead Changes					4			Fast Breaks	5	0								
Times Tied					5			Bench	4	22								
Time with Lead	28:46			06:49														

Shooting By Period			
1 st	FG%	16-34	47.1%
	3PT%	3-11	27.3%
	FT%	0-0	0%
2 nd	FG%	17-37	45.9%
	3PT%	4-9	44.4%
	FT%	3-8	37.5%
GM	FG%	33-71	46.5%
	3PT%	7-20	35.0%
	FT%	3-8	37.5%

Dead Ball Rebounds: 2, 0

GAME 18: #14 MICHIGAN STATE 86, #8 WISCONSIN 74

Jan. 21, 2022 • Madison, Wis. • Kohl Center



Official Basketball Box Score - Final
Michigan St. at Wisconsin
01/21/22 Kohl Center, Madison
2021-22 Men's Basketball

Game Time: 8:00 PM
Game Duration: 2:08
Attendance: 17,287

Officials: D.J. Carstensen, Donnie Eppley, Lewis Garrison

Michigan St. - 86		Record: 15-3 (6-1)												
NO.	Name	Min	FG	3P	FT	Rebounds	Fouls	TP	AS	TO	ST	Blocks	BS	BA
10	Joey Hauser	F 24:18	1-5	1-3	4-6	1	10	11	2	3	7	2	2	0
30	Marcus Bingham Jr.	F 12:50	3-6	1-1	2-3	1	4	5	3	3	9	0	1	0
44	Gabeus Brown	F 25:58	1-7	0-3	1-1	2	2	4	1	0	3	0	2	0
2	Tyson Walker	G 19:29	4-7	0-1	4-4	0	0	0	1	2	12	2	3	2
5	Max Christie	G 33:39	5-7	2-2	0-0	2	1	3	1	0	12	0	0	0
34	Julius Marble	13:11	3-4	0-0	0-0	0	4	1	5	1	6	0	2	0
11	A.J. Hoggard	25:25	2-4	0-0	8-10	4	4	3	6	12	8	1	1	0
25	Malik Hall	25:03	7-11	0-0	0-0	4	4	8	2	1	14	2	2	1
3	Jaden Atkins	12:29	3-4	2-2	2-2	0	2	2	0	1	10	0	0	0
22	Mady Sissoko	04:38	0-0	0-0	1-2	1	0	1	1	1	1	0	0	0
Team						0	0	0			0			
Totals		29:55	6-12	22-28	11	28	39	19	18	86	14	13	4	1

Technical Fouls: NONE

Wisconsin - 74		Record: 15-3 (6-2)												
NO.	Name	Min	FG	3P	FT	Rebounds	Fouls	TP	AS	TO	ST	Blocks	BS	BA
20	Ben Carlson	F 22:48	2-6	1-3	1-1	1	1	2	2	1	6	0	2	1
22	Steven Crowl	F 30:42	4-8	1-3	0-0	2	2	4	2	6	9	1	1	0
1	Johnny Davis	G 37:46	8-20	2-4	7-8	2	3	5	3	7	25	4	3	1
23	Chucky Hepburn	G 31:12	2-6	1-3	0-0	2	2	3	2	3	5	3	2	2
34	Brad Davison	G 35:50	8-12	6-10	0-0	0	2	2	3	1	22	3	2	1
33	Chris Vogt	08:19	0-0	0-0	0-0	0	1	1	3	1	0	2	0	0
14	Carter Gilmore	09:57	0-3	0-1	0-0	1	1	1	1	0	0	0	0	0
11	Lorne Bowman II	11:50	1-3	0-2	2-2	0	0	0	2	1	4	2	0	0
0	Jahcobi Neath	10:36	1-3	1-3	0-0	0	0	0	0	0	3	0	0	0
2	Jordan Davis	01:00	0-0	0-0	0-0	0	0	0	0	0	0	0	0	0
Team						2	1	3			0			
Totals		26:61	12-29	10-11	7	13	20	18	19	74	15	10	5	1

Technical Fouls: NONE

Technical Fouls: Report 2 9:05												
	MSU		UW		Points from		MSU		UW			
Biggest lead	17 (1 st 4:16)		8 (1 st 17:43)		Turnovers		9		12			
Best Scoring Run	9 (1 st 6:28)		8 (1 st 17:43)		Paint		32		24			
Lead Changes	1				Second Chance		12		8			
Times Tied	1				Fast Breaks		21		2			
Time with Lead	32:23		06:42		Bench		43		7			
					Period by Period Scoring							
					1 st		2 nd		TOT			
					MSU		42		44		86	
					UW		26		48		74	

Dead Ball Rebounds: 2, 0

Technical Fouls: Report 2 9:05												
	MSU		UW		Points from		MSU		UW			
Biggest lead	17 (1 st 4:16)		8 (1 st 17:43)		Turnovers		9		12			
Best Scoring Run	9 (1 st 6:28)		8 (1 st 17:43)		Paint		32		24			
Lead Changes	1				Second Chance		12		8			
Times Tied	1				Fast Breaks		21		2			
Time with Lead	32:23		06:42		Bench		43		7			
					Period by Period Scoring							
					1 st		2 nd		TOT			
					MSU		42		44		86	
					UW		26		48		74	

Dead Ball Rebounds: 2, 0

GAME 19: #11 WISCONSIN 73, NEBRASKA 65

Jan. 27, 2022 • Lincoln, Neb. • Pinnacle Bank Arena



Official Basketball Box Score - Final
Wisconsin at Nebraska
01/27/22 Pinnacle Bank Arena, Lincoln
Nebraska vs. Wisconsin

Game Time: 4:01 PM
Game Duration: 2:01
Attendance: 15,385

Officials: Don Daly, Steve Horacki, Brian McNutt

Wisconsin - 73		Record: 16-3 (7-2)															
NO.	Name	Min	FG M-A	3P M-A	FT M-A	Rebounds OR DR TOT	Fouls PF F	TP M-A	AS TO	ST	Blocks BS	+/-					
5	Tyler Wahl	F 22:17	1-5	0-0	2-2	1	9	10	3	1	4	1	3	0	1	11	
22	Steven Crowl	F 23:25	4-10	2-5	2-2	2	0	2	4	1	12	1	1	0	0	-2	
1	Johnny Davis	G 30:48	5-12	0-1	3-5	1	8	9	2	7	13	2	1	1	0	9	
23	Chucky Hepburn	G 25:24	5-9	3-5	0-0	1	2	3	3	1	13	2	1	3	0	0	
34	Brad Davison	G 34:31	6-14	5-8	4-5	0	7	7	3	4	21	4	2	3	0	0	
20	Ben Carlson	21:56	3-7	0-1	0-0	4	1	5	0	0	6	0	0	0	0	4	
11	Lorne Bowman II	13:11	1-4	0-1	2-4	0	1	1	1	2	4	0	1	0	0	0	
33	Chris Vogt	15:11	0-4	0-0	0	0	2	3	5	2	0	0	1	1	0	13	
0	Jahcobi Neath	02:21	0-1	0-0	0-0	0	0	0	0	0	0	0	0	0	0	0	
2	Jordan Davis	09:08	0-2	0-1	0-0	1	1	2	0	0	0	1	0	0	0	-4	
10	Isaac Lindsey	00:54	0-0	0-0	0-0	0	0	0	0	0	0	0	0	0	0	-5	
14	Carter Gilmore	00:54	0-0	0-0	0-0	0	0	0	0	0	0	0	0	0	0	-4	
Team						1	2	3			0						
Totals			25-68	10-22	13-18	13	34	47	18	16	73	12	0	7	2	2	8
													Shooting By Period				
													1st FG%	13-38	34.2%		
													3PT%	9-14	64.3%		
													FT%	4-7	57.1%		
													2nd FG%	12-30	40.0%		
													3PT%	4-8	50.0%		
													FT%	9-11	81.8%		
													GM FG%	25-68	36.8%		
													3PT%	10-22	45.5%		
													FT%	13-18	72.2%		
													Dead Ball Rebounds: 3-0				

GAME 25: #15 WISCONSIN 74, INDIANA 69

Feb. 15, 2022 • Bloomington, Ind. • Assembly Hall



Official Basketball Box Score - Final
Wisconsin at Indiana
 02/15/22 Simon Skjott Assembly Hall, Bloomington, Ind.
 2021-22 Men's Basketball

Game Time: 9:00 PM
 Game Duration: 2:13
 Attendance: 17,222

Officials: D.J. Carstensen, Courtney Green, Lewis Garrison

Wisconsin - 74												
Record: 20-5 (11-4)												
NO. Name	Min	FG	3P	FT	Rebounds	Fouls	TP	AS	TO	ST	Blocks	+/-
		M-A	M-A	M-A	OR DR TOT	PF FD					BS BA	
5 Tyler Wahl	F 27:23	2-7	0-0	0-0	2 0 2	4 0	4	0	4	0	3	24
22 Steven Crowl	F 32:58	4-7	1-2	0-0	0 6 6	3 1	9	2	1	0	0	10
1 Johnny Davis	G 38:13	10-15	0-1	10-14	2 10 12	1 9	30	1	4	1	1	4
23 Chucky Hepburn	G 37:29	4-8	0-3	0-1	0 3 3	1 3	8	3	0	0	0	7
34 Brad Davison	G 35:42	4-11	3-8	10-10	0 7 7	2 9	21	2	1	2	0	0
11 Lorne Bowman II	02:31	0-1	0-0	0-0	0 0 0	0 0	0	0	0	0	0	-2
33 Chris Vogt	07:02	0-0	0-0	2-2	0 1 1	4 1	2	0	1	1	1	0
20 Ben Carlson	12:37	0-0	0-0	0-2	2 1 3	0 1	0	0	1	0	0	-19
2 Jordan Davis	06:05	0-3	0-2	0-0	0 0 0	1 1	0	0	1	0	0	-4
Team					1 1 2		0	0				
Totals		24-52	4-16	22-29	7 29 36	16 25	74	8	13	4	2	4

Technical Fouls: NONE

Shooting By Period		
1 st FG%	10-26	38.5%
3PT%	1-6	16.7%
FT%	11-14	78.6%
2 nd FG%	14-26	53.8%
3PT%	3-10	30.0%
FT%	11-15	73.3%
GM FG%	24-52	46.2%
3PT%	4-16	25.0%
FT%	22-29	75.9%
Dead Ball Rebounds: 3, 0		

Indiana - 69												
Record: 16-9 (7-8)												
NO. Name	Min	FG	3P	FT	Rebounds	Fouls	TP	AS	TO	ST	Blocks	+/-
		M-A	M-A	M-A	OR DR TOT	PF FD					BS BA	
12 Miller Kopp	F 23:58	1-2	0-1	0-0	0 1 1	4 0	2	2	1	0	0	-5
23 Trayce Jackson-Davis	F 34:10	10-13	0-0	10-14	0 8 8	2 9	30	6	1	1	3	-2
25 Race Thompson	F 31:08	5-8	1-2	2-2	3 5 8	2 3	13	0	1	0	0	5
9 Xavier Johnson	G 34:24	3-16	1-6	0-0	2 3 5	2 7	2	5	1	0	1	-2
32 Trey Galloway	G 24:39	3-8	1-3	0-0	1 1 2	4 1	7	1	0	1	0	-1
53 Tamar Bates	11:55	0-5	0-2	0-0	1 1 2	2 0	0	2	1	0	0	0
2 Michael Durr	05:50	0-1	0-0	0-0	0 0 0	1 0	0	0	0	0	0	-3
45 Parker Stewart	21:13	2-5	2-4	2-2	0 0 0	4 1	8	1	2	0	0	-8
46 Khristian Lander	05:36	1-2	0-0	0-0	0 0 0	1 0	2	0	1	0	0	-3
22 Jordan Geronimo	07:07	0-1	0-0	0-0	0 3 3	3 0	0	0	0	0	1	0
Team					2 3 5		0	0				
Totals		25-61	5-18	14-18	9 25 34	25 16	69	14	12	3	4	2

Technical Fouls: NONE

		WIS	IND
Biggest lead		5 (2 nd 0:06)	7 (1 st 5:33)
Best Scoring Run		8 (2 nd 0:06)	10 (2 nd 14:01)
Lead Changes		6	
Times Tied		8	
Time with Lead	05:14	29:18	

Points from		WIS	IND
Turnovers		14	11
Paint		30	38
Second Chance		3	7
Fast Breaks		5	3
Bench		2	10

Period by Period Scoring		
	1st	2nd
WIS	32	42
IND	31	38

GAME 26: #15 WISCONSIN 77, MICHIGAN 63

Feb. 20, 2022 • Madison, Wis. • Kohl Center



Official Basketball Box Score - Final
Michigan at Wisconsin
 02/20/22 Kohl Center, Madison, WI
 2021-22 Men's Basketball

Game Time: 12:00 PM
 Game Duration: 1:55
 Attendance: 17,285

Officials: Kaly Pfeifer, Rob Riley, Rob Kuenne

Michigan - 63												
Record: 14-11 (8-7)												
NO. Name	Min	FG	3P	FT	Rebounds	Fouls	TP	AS	TO	ST	Blocks	+/-
		M-A	M-A	M-A	OR DR TOT	PF FD					BS BA	
14 Moussa Diabate	F 18:14	1-3	0-0	1-2	1 2 3	4 2	3	2	2	0	1	-11
1 Hunter Dickinson	C 33:52	9-15	0-1	3-3	0 5 5	0 3	21	0	1	0	1	-12
12 DeVante' Jones	G 31:29	4-13	0-5	3-5	2 4 6	3 5	11	7	2	1	0	-10
22 Caleb Houston	G 34:10	2-10	2-7	0-0	2 8 10	3 0	6	1	2	0	2	-6
55 Eli Brooks	G 34:16	6-10	2-6	0-0	0 4 4	4 2	14	1	1	1	0	-22
23 Brandon Johns Jr.	07:15	0-1	0-0	0-0	0 1 1	0 1	0	0	0	0	0	-4
10 Frankie Collins	02:30	0-1	0-0	0-0	2 0 2	1 0	0	0	0	0	0	-3
2 Kobe Bufkin	17:15	1-4	0-1	0-0	1 0 1	0 0	2	0	2	2	0	-4
5 Terrance Williams II	14:25	1-3	0-2	2-3	2 0 2	2 3	4	0	1	1	0	0
25 Jace Howard	04:17	1-3	0-2	0-0	1 0 1	2 0	2	0	0	0	0	-1
40 Adrian Nunez	01:28	0-1	0-0	0-0	1 0 1	0 0	0	0	0	0	0	2
0 Adrian Nunez	00:49	0-0	0-0	0-0	0 0 0	0 0	0	0	0	0	0	5
Team					1 1 2		0	1				
Totals		25-64	4-25	9-13	13 25 38	19 16	63	11	12	5	2	5

Technical Fouls: NONE

Shooting By Period		
1 st FG%	12-32	37.5%
3PT%	1-10	10.0%
FT%	6-7	85.7%
2 nd FG%	13-32	40.6%
3PT%	3-15	20.0%
FT%	3-8	50.0%
GM FG%	25-64	39.1%
3PT%	4-25	16.0%
FT%	9-13	69.2%
Dead Ball Rebounds: 3, 0		

Wisconsin - 77												
Record: 21-5 (12-4)												
NO. Name	Min	FG	3P	FT	Rebounds	Fouls	TP	AS	TO	ST	Blocks	+/-
		M-A	M-A	M-A	OR DR TOT	PF FD					BS BA	
5 Tyler Wahl	F 29:58	5-9	0-0	0-0	2 4 6	1 3	10	1	1	1	0	16
22 Steven Crowl	F 27:10	4-7	1-2	2-2	1 4 5	1 2	11	1	0	1	0	13
1 Johnny Davis	G 36:56	11-17	0-1	3-3	1 5 6	3 3	25	1	2	0	3	16
23 Chucky Hepburn	G 35:31	4-9	1-2	1-1	0 1 1	3 6	10	4	1	3	0	11
34 Brad Davison	G 33:01	2-9	2-7	4-4	0 2 2	3 2	10	0	2	0	0	20
33 Chris Vogt	12:01	2-4	0-0	0-0	1 1 1	1 0	4	0	1	0	2	6
20 Ben Carlson	09:13	0-1	0-0	0-0	0 6 6	2 0	0	0	2	0	0	3
0 Jahcobi Neath	12:05	1-2	0-1	4-4	0 0 0	1 2	6	0	0	0	0	10
2 Jordan Davis	00:49	0-0	0-0	1-2	0 0 0	0 1	1	0	0	0	0	-5
4 Carter Higginbottom	00:49	0-0	0-0	0-0	0 0 0	0 0	0	0	0	0	0	-5
13 Justin Taphorn	00:49	0-0	0-0	0-0	0 0 0	0 0	0	0	1	0	0	-5
14 Carter Gilmore	00:49	0-0	0-0	0-0	0 0 0	0 0	0	0	0	0	0	-5
35 Markus Iwer	00:49	0-0	0-0	0-0	0 0 0	1 0	0	0	0	0	0	-5
Team					0 1 1		0	0				
Totals		29-58	4-13	15-16	4 24 28	16 19	77	7	8	7	5	2

Technical Fouls: NONE

		MICH	UW
Biggest lead		5 (2 nd 18:40)	19 (2 nd 0:49)
Best Scoring Run		7 (1 st 3:37)	9 (2 nd 13:25)
Lead Changes		5	
Times Tied		9	
Time with Lead	08:03	24:54	

Points from		MICH	UW
Turnovers		6	17
Paint		34	44
Second Chance		10	9
Fast Breaks		11	6
Bench		8	11

Period by Period Scoring		
	1st	2nd
MICH	31	32
UW	31	46

GAME 27: #13 WISCONSIN 68, MINNESOTA 67

Feb. 23, 2022 • Minneapolis, Minn. • Williams Arena



Official Basketball Box Score - Final
Wisconsin at Minnesota
 02/23/22 Williams Arena, Minneapolis
 2021-22 Men's Basketball

Game Time: 8:00 PM
 Game Duration: 2:06
 Attendance: 11,761

Officials: Lamont Simpson, Keith Kimble, Brandon Cruz

Wisconsin - 68												
Record: 22-5 (13-4)												
NO. Name	Min	FG	3P	FT	Rebounds	Fouls	TP	AS	TO	ST	Blocks	+/-
		M-A	M-A	M-A	OR DR TOT	PF FD					BS BA	
5 Tyler Wahl	F 34:15	6-12	0-1	0-0	6 4 10	4 0	12	3	4	1	0	1
22 Steven Crowl	F 30:21	7-9	1-2	5-6	3 4 7	3 3	20	1	1	0	0	6
1 Johnny Davis	G 30:27	3-9	1-3	5-6	0 9 9	5 8	12	3	4	1	0	-8
23 Chucky Hepburn	G 34:57	2-5	1-1	1-5	0 3 3	2 4	6	2	0	0	1	0
34 Brad Davison	G 35:44	2-8	1-6	2-2	0 3 3	2 3	7	3	2	0	0	-3
33 Chris Vogt	09:39	1-1	0-0	2-3	1 2 3	1 2	4	1	1	0	1	-5
2 Jordan Davis	20:13	3-3	1-1	0-0	0 2 2	0 0	7	2	0	0	0	11
20 Ben Carlson	04:24	0-0	0-0	0-0	0 1 1	1 0	0	0	0	0	0	5
Team					0 0 0		0	0				
Totals		24-47	5-14	15-22	10 28 38	18 20	68	15	12	2	2	1

Technical Fouls: NONE

Shooting By Period		
1 st	FG%	15-27 55.6%
	3PT%	3-8 37.5%
	FT%	5-7 71.4%
2 nd	FG%	9-20 45.0%
	3PT%	2-6 33.3%
	FT%	10-15 66.7%
GM	FG%	24-47 51.1%
	3PT%	5-14 35.7%
	FT%	15-22 68.2%

Dead Ball Rebounds: 5, 0

SPECIAL STATISTICS

Game	Pts off T/O (Wis / Opp)	Pts in Paint (Wis / Opp)	2nd Chance Pts (Wis / Opp)	Fast Break Pts (Wis / Opp)	Bench Pts (Wis / Opp)
11/9/21 - ST. FRANCIS BKN	21 / 19	36 / 26	11 / 4	13 / 1	29 / 21
11/12/21 - GREEN BAY	16 / 4	32 / 12	25 / 9	8 / 4	19 / 26
11/15/21 - PROVIDENCE	16 / 5	22 / 22	6 / 19	4 / 11	6 / 9
11/22/21 - vs. Texas A&M	22 / 14	26 / 16	15 / 5	5 / 13	6 / 24
11/23/21 - vs. Houston	11 / 8	26 / 26	2 / 6	5 / 7	6 / 23
11/24/21 - vs. Saint Mary's	13 / 7	26 / 34	9 / 10	0 / 2	9 / 11
12/1/21 - at Georgia Tech	11 / 5	24 / 24	11 / 10	5 / 10	7 / 11
12/4/21 - MARQUETTE	12 / 13	34 / 34	12 / 5	9 / 8	9 / 40
12/8/21 - INDIANA	15 / 7	22 / 30	11 / 16	6 / 14	17 / 12
12/11/21 - at Ohio State	11 / 9	24 / 32	2 / 11	8 / 14	10 / 20
12/15/21 - NICHOLLS	11 / 9	32 / 40	13 / 2	2 / 4	17 / 18
12/29/21 - ILLINOIS STATE	13 / 9	36 / 30	13 / 9	13 / 13	10 / 6
1/3/22 - at Purdue	12 / 10	28 / 28	12 / 12	6 / 6	7 / 29
1/6/22 - IOWA	13 / 8	40 / 38	18 / 14	5 / 9	4 / 21
1/9/22 - at Maryland	18 / 5	32 / 24	8 / 3	9 / 10	7 / 12
1/13/22 - OHIO STATE	16 / 8	32 / 46	14 / 13	5 / 0	10 / 14
1/18/22 - at Northwestern	8 / 6	32 / 36	11 / 12	5 / 0	4 / 22
1/21/22 - MICHIGAN STATE	12 / 9	24 / 32	8 / 12	2 / 21	7 / 43
1/27/22 - at Nebraska	14 / 14	30 / 26	7 / 3	14 / 9	10 / 12
1/30/22 - MINNESOTA	13 / 4	30 / 22	9 / 4	5 / 5	5 / 6
2/2/22 - at Illinois	6 / 6	40 / 42	16 / 14	3 / 3	11 / 9
2/5/22 - PENN STATE	4 / 8	22 / 14	5 / 4	2 / 0	3 / 27
2/8/22 - at Michigan State	4 / 7	28 / 28	11 / 6	9 / 8	9 / 23
2/12/22 - RUTGERS	12 / 13	36 / 24	5 / 10	2 / 10	3 / 4
2/15/22 - at Indiana	14 / 11	30 / 38	3 / 7	5 / 3	2 / 10
2/20/22 - MICHIGAN	17 / 6	44 / 34	9 / 10	6 / 11	11 / 8
2/23/22 - at Minnesota	5 / 11	36 / 20	11 / 5	5 / 2	11 / 15
2/26/22 - at Rutgers	6 / 10	20 / 36	8 / 4	5 / 7	2 / 5
RUNNING TOTAL	256 / 245	844 / 814	282 / 239	166 / 205	245 / 472
PER GAME AVERAGE	9.1 / 8.8	30.1 / 29.1	10.1 / 8.5	5.9 / 7.3	8.8 / 16.9

TEAM SUPERLATIVES

WISCONSIN

HIGH

LOW

• Points	89	2x; MR ILLINOIS ST (12/29/21)	55	at Ohio State (12/11/21)
• First-Half Points	46	ILLINOIS ST (12/29/21)	18	PENN STATE (2/5/22)
• Second-Half Points	55	MARQUETTE (12/4/21)	25	vs. Houston (11/23/21)
• Field Goals Made	33	IOWA (1/6/22)	20	PROVIDENCE (11/15/21)
• Field Goal Attempts	68	2x; MR at Illinois (2/2/22)	47	at Minnesota (2/23/22)
• Field Goal Percentage	.519 (28-54)	at Northwestern (1/18/22)	.328 (20-61)	PROVIDENCE (11/15/21)
• 3-Point Field Goals Made	12	MICHIGAN STATE (1/21/22)	3	2x; MR at Illinois (2/2/22)
• 3-Point Field Goal Attempts	29	MICHIGAN STATE (1/21/22)	12	vs. Saint Mary's (11/24/21)
• 3-Point Field Goal Pct. (min. 10 att.)	.529 (9-17)	at Northwestern (1/18/22)	.125 (3-24)	at Illinois (2/2/22)
• Free Throws Made	25	ILLINOIS ST (12/29/21)	3	PENN STATE (2/5/22)
• Free Throw Attempts	32	ILLINOIS ST (12/29/21)	6	PENN STATE (2/5/22)
• Free Throw Pct. (min. 12 att.)	.938 (15-16)	MICHIGAN (2/20/22)	.529 (9-17)	RUTGERS (2/12/22)
• Offensive Rebounds	18	GREEN BAY (11/12/21)	2	vs. Houston (11/23/21)
• Defensive Rebounds	34	at Nebraska (1/27/22)	13	MICHIGAN STATE (1/21/22)
• Total Rebounds	50	GREEN BAY (11/12/21)	20	MICHIGAN STATE (1/21/22)
• Fouls	22	at Purdue (1/3/22)	10	ST. FRANCIS BROOKLYN (11/9/21)
• Assists	17	at Northwestern (1/18/22)	4	vs. Saint Mary's (11/24/21)
• Turnovers	13	at Indiana (2/15/22)	4	INDIANA (12/8/21)
• Steals	10	GREEN BAY (11/12/21)	2	at Minnesota (2/23/22)
• Blocked Shots	6	2x; MR INDIANA (12/8/21)	0	4x; MR RUTGERS (2/12/22)

OPPONENT

HIGH

LOW

• Points	86	MICHIGAN STATE (1/21/22)	34	GREEN BAY (11/12/21)
• First-Half Points	42	3x; MR at Illinois (2/2/22)	13	PENN STATE (2/5/22)
• Second-Half Points	49	ILLINOIS ST (12/29/21)	17	INDIANA (12/8/21)
• Field Goals Made	33	at Northwestern (1/18/22)	12	GREEN BAY (11/12/21)
• Field Goal Attempts	71	at Northwestern (1/18/22)	49	2x; MR RUTGERS (2/12/22)
• Field Goal Percentage	.527 (29-55)	MICHIGAN STATE (1/21/22)	.235 (12-51)	GREEN BAY (11/12/21)
• 3-Point Field Goals Made	10	vs. Texas A&M (11/22/21)	3	3x; MR at Michigan St (2/8/22)
• 3-Point Field Goal Attempts	30	PENN STATE (2/5/22)	12	2x; MR RUTGERS (2/12/22)
• 3-Point Field Goal Pct. (min. 10 att.)	.583 (7-12)	RUTGERS (2/12/22)	.158 (3-19)	OHIO STATE (1/13/22)
• Free Throws Made	22	MICHIGAN STATE (1/21/22)	3	3x; MR at Northwestern (1/18/22)
• Free Throw Attempts	28	MICHIGAN STATE (1/21/22)	4	ST. FRANCIS BROOKLYN (11/9/21)
• Free Throw Pct. (min. 10 att.)	.889 (16-18)	RUTGERS (2/12/22)	.462 (6-13)	INDIANA (12/8/21)
• Offensive Rebounds	14	INDIANA (12/8/21)	2	at Nebraska (1/27/22)
• Defensive Rebounds	41	at Ohio State (12/11/21)	15	at Minnesota (2/23/22)
• Total Rebounds	49	at Ohio State (12/11/21)	19	at Minnesota (2/23/22)
• Fouls	28	ILLINOIS ST (12/29/21)	14	3x; MR PENN STATE (2/5/22)
• Assists	21	at Illinois (2/2/22)	4	MINNESOTA (1/30/22)
• Turnovers	16	2x; MR vs. Saint Mary's (11/24/21)	6	at Minnesota (2/23/22)
• Steals	10	RUTGERS (2/12/22)	2	3x; MR OHIO STATE (1/13/22)
• Blocked Shots	7	IOWA (1/6/22)	0	at Purdue (1/3/22)

MISCELLANEOUS

HIGH

SECOND-HIGHEST

• UW's Largest Deficit Overcome in Win	22 (42-20, 1:17 1H) INDIANA (12/8/21)	16 (10-26, 12:04 1H) vs. Texas A&M (11/22/21)
• UW's Largest Deficit Overcome in Win (2nd Half/OT)	17 (42-25, 19:43 2H) INDIANA (12/8/21)	12 (42-30, 18:40 2H) NICHOLLS (12/15/21)
• UW's Largest Lead Surrendered in Loss	8 (2x); MR (17:43 1H) MICHIGAN STATE (1/21/22)	6 (18-12, 9:11 1H) PROVIDENCE (11/15/21)
• UW's Largest Lead Surrendered in Loss (2nd Half/OT)	3 (50-47, 14:38 2H) RUTGERS (2/12/22)	--
• UW's Largest Halftime Lead	24 GREEN BAY (11/12/21)	21 ST. FRANCIS BROOKLYN (11/9/21)
• UW's Largest Halftime Deficit	17 INDIANA (12/8/21)	11 PROVIDENCE (11/15/21)
• UW's Largest Lead	45 (69-24, 5:07 2H) GREEN BAY (11/12/21)	32 (65-33, 8:33 2H) ST. FRANCIS BROOKLYN (11/9/21)
• UW's Largest Deficit	22 (42-20, 1:17 1H) INDIANA (12/8/21)	17 (83-21, 4:16 1H) MICHIGAN STATE (1/21/22)

INDIVIDUAL SUPERLATIVES

WISCONSIN

HIGH

SECOND-HIGHEST

• Points	37	Johnny Davis (at Purdue - 1/3/22)	30	2x; MR Davis (at Indiana - 2/15/22)
• First-Half Points	19	Johnny Davis (IOWA - 1/6/22)	18	Johnny Davis (Houston - 11/23/21)
• Second-Half Points	27	Johnny Davis (at Purdue - 1/3/22)	19	Johnny Davis (at Indiana - 2/15/22)
• Field Goals Made	13	Johnny Davis (at Purdue - 1/3/22)	11	2x; MR Davis (MICHIGAN - 2/20/22)
• Field Goal Attempts	24	Johnny Davis (at Purdue - 1/3/22)	23	Johnny Davis (ILLINOIS ST - 12/29/21)
• Field Goal Percentage (min. 7 made)	.875 (7-8)	Steven Crowl (ILLINOIS ST - 12/29/21)	.800 (8-10)	Brad Davison (OHIO STATE - 1/13/22)
• 3-Point Field Goals Made	6	Brad Davison (MICHIGAN ST - 1/21/22)	5	2x; MR Davison (at Nebraska - 1/27/22)
• 3-Point Field Goal Attempts	11	2x; MR Davison (Texas A&M - 11/22/21)	10	Brad Davison (MICHIGAN ST - 1/21/22)
• 3-Point Field Goal Pct. (min. 3 made)	.800 (4-5)	Johnny Davis (at N'western - 1/18/22)	.750 (3-4)	Lorne Bowman II (SF BROOKLYN - 11/9/21)
• Free Throws Made	11	Johnny Davis (at Illinois - 2/2/22)	10	Davis & Davison (at Indiana - 2/15/22)
• Free Throw Attempts	14	2x; MR Davis (at Indiana - 2/15/22)	12	2x; MR Davis (at Purdue - 1/3/22)
• Free Throw Pct. (min. 6 made)	1.000 (10-10)	Johnny Davis (at Indiana - 2/15/22)	1.000 (6-6)	3x; MR Wahl (Saint Mary's - 11/24/21)
• Offensive Rebounds	8	Steven Crowl (ILLINOIS ST - 12/29/21)	6	2x; MR Wahl (at Minnesota - 2/23/22)
• Defensive Rebounds	13	Johnny Davis (at Purdue - 1/3/22)	12	Johnny Davis (MINNESOTA - 1/30/22)
• Total Rebounds	15	2x; MR Davis (at Illinois - 2/2/22)	14	Johnny Davis (at Purdue - 1/3/22)
• Fouls	5	5x; MR Johnny Davis (at Minnesota - 2/23/22)	4	26x; MR Wahl (at Minnesota - 2/23/22)
• Assists	6	2x; MR Wahl (OHIO STATE - 1/13/22)	5	5x; MR Hepburn (at Rutgers - 2/26/22)
• Turnovers	4	8x; MR Wahl & Davis (at Minnesota - 2/23/22)	3	15x; MR 2 Players (at Rutgers - 2/26/22)
• Steals	4	2x; MR Davis (Houston - 11/23/21)	3	10x; MR Hepburn (MICHIGAN - 2/20/22)
• Blocked Shots	4	Tyler Wahl (Saint Mary's - 11/24/21)	3	4x; MR Davis (MICHIGAN - 2/20/22)

OPPONENT

HIGH

SECOND-HIGHEST

• Points	37	Kofi Cockburn (at Illinois - 2/2/22)	33	Michael Devoe (at Georgia Tech - 12/1/21)
• First-Half Points	20	Kofi Cockburn (at Illinois - 2/2/22)	17	Michael Devoe (at Georgia Tech - 12/1/21)
• Second-Half Points	19	2x; MR Ayala (at Maryland - 1/9/22)	17	3x; MR Jackson-Davis (at Indiana - 2/15/22)
• Field Goals Made	16	Kofi Cockburn (at Illinois - 2/2/22)	11	3x; MR Liddell (at Ohio State - 12/11/21)
• Field Goal Attempts	25	Ty Gordon (NICHOLLS - 12/15/21)	20	Michael Devoe (at Georgia Tech - 12/1/21)
• Field Goal Percentage (min. 5 made)	.842 (16-19)	Kofi Cockburn (at Illinois - 2/2/22)	.769 (10-13)	Trayce Jackson-Davis (at Indiana - 2/15/22)
• 3-Point Field Goals Made	6	Kyler Edwards (Houston - 11/23/21)	5	2x; MR Strong (ILLINOIS ST - 12/29/21)
• 3-Point Field Goal Attempts	11	Ty Gordon (NICHOLLS - 12/15/21)	10	Michael Devoe (at Georgia Tech - 12/1/21)
• 3-Point Field Goal Pct. (min. 3 made)	.750 (6-8)	Kyler Edwards (Houston - 11/23/21)	.750 (3-4)	2x; MR Stephens (at Minnesota - 2/23/22)
• Free Throws Made	10	Trayce Jackson-Davis (at Indiana - 2/15/22)	8	2x; MR Hoggard (MICHIGAN ST - 1/21/22)
• Free Throw Attempts	14	Trayce Jackson-Davis (at Indiana - 2/15/22)	11	Sy Chatman (ILLINOIS ST - 12/29/21)
• Free Throw Pct. (min. 8 made)	.800 (8-10)	A.J. Hoggard (MICHIGAN ST - 1/21/22)	.727 (8-11)	Sy Chatman (ILLINOIS ST - 12/29/21)
• Offensive Rebounds	5	2x; MR Edey (at Purdue - 1/3/22)	4	5x; MR Harrar (PENN ST - 2/5/22)
• Defensive Rebounds	13	Kyle Young (at Ohio State - 12/11/21)	10	4x; MR Cockburn (at Illinois - 2/2/22)
• Total Rebounds	15	Manny Littles (NICHOLLS - 12/15/21)	14	Kyle Young (at Ohio State - 12/11/21)
• Fouls	5	12x; MR Stephens (at Minnesota - 2/23/22)	4	34x; MR 2 Players (at Rutgers - 2/26/22)
• Assists	8	2x; MR Hoggard (MICHIGAN ST - 1/21/22)	7	5x; MR Jones (MICHIGAN - 2/20/22)
• Turnovers	6	Justin Lewis (MARQUETTE - 12/4/21)	5	5x; MR Mulcahy (at Rutgers - 2/26/22)
• Steals	6	Caleb McConnell (RUTGERS - 2/12/22)	3	6x; MR Bingham Jr. (at Michigan St - 2/8/22)
• Blocked Shots	3	5x; MR McConnell (at Rutgers - 2/26/22)	2	18x; MR Harper Jr. (at Rutgers - 2/26/22)

THE LAST TIME WISCONSIN...

Wisconsin Team

UW ranked No. 1 in AP Top 25: Feb. 21, 2007
UW ranked in AP Top 25: No. 13 (2/21/22)
UW ranked in USA Today Coaches Poll: No. 12 (2/21/22)
Played AP No. 1-ranked opponent: Win vs. Villanova, 65-62 (3/18/17)
Defeated AP No. 1-ranked opponent: Villanova, 65-62 (3/18/17)
Played AP No. 2-ranked opponent: Win vs. Michigan, 64-54 (1/19/19)
Defeated opponent ranked 3-10 by AP: Win at No. 3 Purdue, 74-69 (1/3/22)
Defeated opponent ranked 11-25 by AP: Win at No. 17 Michigan State, 70-62 (2/8/22)
Defeated AP Top 25 opponent on the road: Win at No. 17 Michigan State, 70-62 (2/8/22)

Scoring

Scored 20 or more points: 20, Steven Crawl at Minnesota (2/23/22)
Scored 30 or more points: 30, Johnny Davis at Indiana (2/15/22)
Scored 40 or more points: 43, Frank Kaminsky vs. North Dakota (11/19/13)
Two or more Badgers scored 30 points, same game: Joe Franklin (31) and Chuck Nagle (30) vs. Purdue (3/2/68) — only other time this happened in school history was Jack Brens (31) and Ken Siebel (31) vs. Utah (12/28/62)
Two or more Badgers scored 20 points, same game: Johnny Davis (25) and Brad Davison (22) vs. #14 Michigan St (1/21/22)
Three or more Badgers scored 20 points, same game: Jon Leuer (24), Josh Gasser (21), Jordan Taylor (20), vs. PVAMU (11/14/10)
Scored 20 points in one half: Johnny Davis (27 in 2nd Half) at #3 Purdue (1/3/22)
Scored 20 points/two straight games: Johnny Davis (30 at Indiana, 2/15/22; 25 vs. Michigan, 2/20/22)
Scored 20 points/three straight games: Johnny Davis (26 vs. Iowa, 1/6/22; 37 at #3 Purdue, 1/3/22; 20 vs. Illinois State, 12/29/21)
Scored 20 points/four straight games: Johnny Davis (26 vs. Iowa, 1/6/22; 37 at #3 Purdue, 1/3/22; 20 vs. Illinois State, 12/29/21; 24 at #21 Ohio State, 12/11/21)
Scored 20 points/five straight games: Johnny Davis (26 vs. Iowa, 1/6/22; 37 at #3 Purdue, 1/3/22; 20 vs. Illinois State, 12/29/21; 24 at #21 Ohio State, 12/11/21; 23 vs. Indiana, 12/8/21)
Scored 30 points/two straight games: Michael Finley (30 at Michigan, 1/29/94; 32 vs. Michigan State, 2/2/94)
No Badger scored in double figures: vs. Marquette (12/8/12)
One Badger scored in double figures: 23, Johnny Davis vs. Indiana (12/8/21)
Four players scored in double figures: Johnny Davis (19), Brad Davison (14), Chucky Hepburn (13), and Tyler Wahl (11) at Rutgers (2/26/22)
Five players scored in double figures: Johnny Davis (25), Steven Crawl (11), Brad Davison (10), Chucky Hepburn (10), and Tyler Wahl (10) vs. Michigan (2/20/22)
Six players scored in double figures: Reuvers (19), Davison (15), Ford (12), King (12), Trice (11) and Pritzl (10) vs. Green Bay (11/21/19)
UW Scored 70 or more points: 77, vs. Michigan (2/20/22)
UW Scored 80 or more points: 82, at Northwestern (1/18/22)
UW Scored 90 or more points: 92, vs. Arkansas-Pine Bluff (11/27/20)
UW Scored 100 or more points: 101, vs. Savannah State (12/13/18)

Field Goal Shooting

Shot 90 percent or better (min. 10 att.): .900 (9-10), Carlton McGee vs. Michigan (2/26/92)
UW shot 50 percent or better: .517, at Minnesota (2/23/22)
UW shot 60 percent or better: .603, vs. Houston Baptist (11/17/18)
UW shot 70 percent or better: .744, vs. Army (12/30/79)
UW made 30 or more field goals: 33, vs. Iowa (1/6/22)
UW made 40 or more field goals: 42, vs. Iowa (3/9/94)
UW made 50 or more field goals: Has not happened
UW attempted 60 or more field goals: 68, at #18 Illinois (2/2/22)
UW attempted 70 or more field goals: 70, vs. Iowa (2/18/21)
UW attempted 80 or more field goals: 83, vs. Northwestern (1/28/95)
UW attempted 100 or more field goals: 102, vs. South Dakota (12/9/72)

3-Point Field Goal Shooting

Made 5 or more 3-point field goals: Brad Davison (5-8 3FG) at Nebraska (1/27/22)
UW shot 40 percent or better (min. 8 att.): .450 (9-20), at Rutgers (2/26/22)
UW shot 50 percent or better (min. 8 att.): .529 (9-17) at Northwestern (1/18/22)
UW shot 60 percent or better (min. 8 att.): .640 (16-25), vs. Louisville (12/19/20)
UW shot 70 percent or better (min. 8 att.): .727, at Indiana (2/25/10)
UW shot 80 percent or better (min. 8 att.): .889, vs. North Dakota St. (12/10/86)
UW shot 90 percent or better (min. 8 att.): .900, at Illinois (1/25/97)
UW made 10 or more 3-point field goals: 11, at Rutgers (2/26/22)
UW made 15 or more 3-point field goals: 16, vs. Louisville (12/19/20)
UW attempted 30 or more 3-point field goals: 31, vs. Illinois (2/27/21)
UW attempted 40 or more 3-point field goals: 40, vs. Temple (12/3/01)

Double-Double / Triple-Double

Had a triple-double: Ethan Happ (13 pts, 12 reb, 11 ast) vs. Northwestern (1/26/19)
Had a double-double (Pts/Reb): Tyler Wahl (12 pts, 10 reb) at Minnesota (2/23/22)
Had a double-double (Pts/Ast): Ethan Happ (10 p, 11 r, 12a) vs. Coppin St. (11/6/18)
Had a double-double (Ast/Reb): Ethan Happ (10p, 11r, 12a) vs. Coppin St. (11/6/18)
Had a double-double in consecutive games: Johnny Davis (1/30/21 and 2/2/22)
Two with double-double: Potter (24 p, 13 r) & Davison (11 p, 13 r) at Penn State (1/11/20)

Free Throw Shooting

Perfect at the FT line (min. 10 att.): 10-10, Brad Davison at Indiana (2/15/22)
UW shot 80 percent or better (min. 12 att.): .800 (12-15), vs. Minnesota (1/30/22)
UW shot 90 percent or better (min. 12 att.): .900 (19-21), vs. Green Bay (11/12/21)
UW shot 100 percent (min. 12 att.): 15-15, vs. Nebraska (12/22/20)
UW made 20 or more free throws: 22, at Indiana (2/15/22)
UW made 30 or more free throws: 30, vs. Minnesota (2/13/14)
UW made 40 or more free throws: 40, vs. Minnesota (1/12/53)
UW attempted 30 or more free throws: 32, vs. Illinois State (12/29/21)
UW attempted 40 or more free throws: 42, at Illinois (2/3/13)
UW attempted 50 or more free throws: 50, at Indiana (2/12/62)
UW attempted 60 or more free throws: 61, at Michigan (2/21/53)

Rebounds

Had 10+ rebounds: 10, Tyler Wahl at Minnesota (2/23/22)
Had 15+ rebounds: 15, Johnny Davis vs. Minnesota (1/30/22)
Had 20+ rebounds: 25, Joe Chrmelich vs. St. Mary's (12/2/76)
Had 30+ rebounds: 30, Paul Morrow vs. Purdue (1/3/53)
Had 10+ reb. in consecutive games: Johnny Davis, Two Straight (1/30/21, 2/2/22)
UW had 40+ rebounds: 47, at Nebraska (1/27/22)
UW had 50+ rebounds: 50, vs. Green Bay (11/12/21)

Assists

Had 10 or more assists: 11, Ethan Happ vs. Northwestern (1/26/19)
Had 15 or more assists: Has not happened
UW had 20 or more assists: 22, vs. Louisville (12/19/20)
UW had 30 or more assists: 30, vs. Iowa (3/9/94)

Blocked Shots

Had 5 or more blocked shots: 9 Nate Reuvers vs. Eastern Illinois (11/8/19)
Had 10 or more blocked shots: Has not happened
UW had 10 or more blocked shots: 10 vs. Eastern Illinois (11/25/20)
UW had 15 or more blocked shots: Has not happened

Steals

Had 5 or more steals: 5, Ethan Happ vs. Maryland (2/19/17)
Had 10 or more steals: 10, Mike Kelley vs. Texas (12/7/99)
UW had 10 or more steals: 10, vs. Green Bay (11/12/21)
UW had 15 or more steals: 16, (2x) MR vs. California (12/2/12)

Turnovers

UW had 1 or fewer turnovers: 1, vs. Iowa (1/20/15)
UW had 5 or fewer turnovers: 4, vs. Indiana (12/8/21)
UW had 0 turnovers in a half: 0 in 1H, vs. Arkansas-Pine Bluff (11/27/20)
Opponent committed 15 or more turnovers: 16, vs. Saint Mary's (11/24/21)
Opponent committed 20 or more turnovers: 20, vs. Illinois (2/27/21)

Overtime

Won a game in overtime: 2OT vs. Indiana (80-73), 1/7/21
Lost a game in overtime: vs. Saint Mary's (65-63), 11/5/19
Played a 2-overtime game: win vs. Indiana (80-73), 1/7/21
Played a 3-overtime game: loss vs. Indiana (85-86), 2/16/87
Played in consecutive OT games: (3) vs. Iowa (2/6/13), vs. Mich. (2/9/13), at Minn. (2/14/13)

Miscellaneous

Hit a buzzer beater: vs. Xavier, 3/20/16 (Bronson Koenig hits 3PT in corner, UW 66-63)
Won after trailing by at least 10 pts in second half: 17 vs. Indiana, 12/8/21 (down 42-25, 19:43 remaining - won 64-59)
Won after trailing by at least 15 pts in second half: 17 vs. Indiana, 12/8/21 (down 42-25, 19:43 remaining - won 64-59)
UW scored 10 straight points or more: 13-0 (6:34 1H) vs. Penn State (2/5/22)
UW scored 15 straight points or more: 16-0 (16:14 - 10:57 2H) vs. Nicholls (12/15/21)
UW held opp. scoreless 5:00 or longer: 10:24 (17:26 - 7:02 1H) vs. Penn State (2/5/22)
UW held opp. scoreless for 8:00 or longer: 10:24 (17:26 - 7:02 1H) vs. Penn State (2/5/22)

BASKETBALL COMMUNICATIONS**GENERAL INFORMATION**

- Address: 1440 Monroe Street, Madison, WI 53711
- Website: UWBadgers.com
- Press Box Phone: (608) 262-7766

**BRANDON HARRISON
PRIMARY CONTACT**

- Phone: (608) 279-8653
- Email: bah@athletics.wisc.edu
- Twitter: @BrandonHarrison

**PATRICK HERB
DIRECTOR OF BRAND STRATEGY**

- Phone: (608) 957-2085
- Email: pah@athletics.wisc.edu
- Twitter: @PatrickHerb

**MEDIA RESOURCES****CREDENTIAL APPLICATIONS**

- www.sportssystem.com/Wisconsin

BIG TEN MEDIA EMAIL LIST

- office.bigten.org/media

WISCONSIN BASKETBALL RECORD BOOK

- go.wisc.edu/MBBRecordBook

WIRELESS INTERNET ACCESS (KOHL CENTER)

- BadgerWiFi (connect and register with email address)

LIVE STATS - STATBROADCAST (KOHL CENTER)

- Wisconsin.StatBroadcast.com (password: buckybadger)

OFFICIAL SOCIAL MEDIA CHANNELS

- Twitter: @BadgerMBB
- Instagram: @badgermbb
- Facebook: /WisconsinMensBasketball
- YouTube: /WisconsinBadgers

RADIO

Radio Station: WIBA (1310 AM)

Play-by-Play Announcer: Matt Lepay

Address: P.O. Box 99
Madison, WI 53701
Phone: 608-274-5450

Color Analyst: Mike Lucas

Address: 1440 Monroe St.
Madison, WI 53711
Phone: 608-252-6474

Credentials: 2021-22 men's basketball credentials must be requested online: www.sportssystem.com/Wisconsin

Contact Brandon Harrison with questions (608-279-8653). Approved credentials will be either mailed or made available at the Brand Communications Office or with the parking attendant (white vehicle) at the entrance to Lot 46 on Frances Street, one block north of the Kohl Center




0 JAHCOBI NEATH
G, Jr., 6-4, 196
Toronto, Ontario




1 JOHNNY DAVIS
G, So., 6-5, 194
La Crosse, Wis.




2 JORDAN DAVIS
G, So., 6-4, 198
La Crosse, Wis.



4 CARTER HIGGINBOTTOM
G, Jr., 6-0, 193
Chicago, Ill.




5 TYLER WAHL
F, Jr., 6-9, 221
Lakeville, Minn.




10 ISAAC LINDSEY
G, So., 6-4, 184
Mineral Point, Wis.




11 LORNE BOWMAN
G, Fr., 6-2, 210
Detroit, Mich.



13 JUSTIN TAPHORN
G, So., 6-5, 208
Pekin, Ill.




14 CARTER GILMORE
F, So., 6-7, 224
Hartland, Wis.



20 BEN CARLSON
F, So., 6-9, 226
Woodbury, Minn.




21 CHRIS HODGES
F, Fr., 6-9, 239
Schaumburg, Ill.




22 STEVEN CROWL
F, So., 7-0, 234
Eagan, Minn.




23 CHUCKY HEPBURN
G, Fr., 6-2, 211
Omaha, Neb.



32 MATTHEW MORS
F, Fr., 6-7, 241
Yankton, S.D.



33 CHRIS VOGT
C, Sr., 7-0, 257
Mayfield, Ky.



34 BRAD DAVISON
G, Sr., 6-4, 200
Maple Grove, Minn.



35 MARKUS ILVER
F, Fr., 6-8, 219
Tallinn, Estonia



GREG GARD
Head Coach
7th season at UW



JOE KRABBHOF
Assistant Coach
6th season at UW



DEAN OLIVER
Assistant Coach
5th season at UW



SHARIF CHAMBLISS
Assistant Coach
1st season at UW




MARC VANDEWETTERING
Dir. Basketball Operations
9th season at UW



KYLE BLACKBURN
Dir. Recruiting & Scouting
6th season at UW



JIM SNIDER
Strength & Conditioning
11th season at UW



AJ VAN HANDEL
Video Coordinator
11th season at UW

WISCONSIN BADGERS	POS	HT	WT	YR/ELIG	HOMETOWN (HS/LAST SCHOOL)	PRONUNCIATION
0 Jahcobi Neath	G	6-4	196	Jr./Jr.	Toronto, Ontario (Wake Forest)	Juh-KOBE KNEE-th
1 Johnny Davis	G	6-5	194	So./So.	La Crosse, Wis. (Central)	
2 Jordan Davis	G	6-4	198	So./So.	La Crosse, Wis. (Central)	
4 Carter Higginbottom	G	6-0	193	Sr./Jr.	Chicago, Ill. (St. Ignatius)	
5 Tyler Wahl	F	6-9	221	Jr./Jr.	Lakeville, Minn. (North)	WALL
10 Isaac Lindsey	G	6-4	184	So./So.	Mineral Point, Wis. (Mineral Point)	LIN-zee
11 Lorne Bowman II	G	6-2	210	So./Fr.	Detroit, Mich. (St. Mary's)	BOW (n arrow)-men
13 Justin Taphorn	G	6-5	208	So./So.	Pekin, Ill. (Pekin)	
14 Carter Gilmore	F	6-7	224	So./So.	Hartland, Wis. (Arrowhead)	
20 Ben Carlson	F	6-9	226	So./So.	Woodbury, Minn. (East Ridge)	(rhymes with growl)
21 Chris Hodges	F	6-9	239	Fr./Fr.	Schaumburg, Ill. (Schaumburg)	
22 Steven Crowl	F	7-0	234	So./So.	Eagan, Minn. (Eastview)	
23 Chucky Hepburn	G	6-2	211	Fr./Fr.	Omaha, Neb. (Bellevue West)	
32 Matthew Mors	F	6-7	241	Fr./Fr.	Yankton, S.D. (Yankton)	MORE-s
33 Chris Vogt	C	7-0	257	Gr./5th	Mayfield, Ky. (Cincinnati)	VOTE
34 Brad Davison	G	6-4	200	Gr./5th	Maple Grove, Minn. (Maple Grove)	DAVIS-on
35 Markus Ilver	F	6-8	219	Fr./Fr.	Tallinn, Estonia (Western Reserve Acad.)	ILL-ver