

# WISCONSIN BASKETBALL

## WISCONSIN BADGERS

7-19 (4-12 B1G)



**Rankings (AP/Coaches):** —/  
**Head Coach:** Marisa Moseley  
**Wisconsin Record:** 7-19 (1st yr.)  
**Overall Record:** 52-48 (4th yr.)

vs

## NEBRASKA CORNHUSKERS

20-7 (9-7 B1G)



**Rankings (AP/Coaches):** —/RV  
**Head Coach:** Amy Williams  
**Nebraska Record:** 92-82 (6th yr.)  
**Overall Record:** 285-191 (15th yr.)

WEDNESDAY, FEB. 23 • 6:30 P.M. • MADISON, WIS. • KOHL CENTER • B1G+

### WISCONSIN WRAP UP HOME SEASON

- Wisconsin (7-19, 4-12 B1G) wraps up its home season by hosting NR/RV Nebraska (20-7, 9-7) on Wednesday in the Kohl Center. Tip time is 6:30 p.m. streamed live on B1G+.
- Only two games remain before the Big Ten Tournament as the Badgers wrap up the regular season at Purdue on Sunday. Wisconsin and the Boilermakers tip off at 12 p.m. CT from Mackey Arena in West Lafayette, Indiana.
- The Big Ten Tournament is March 2-6 at Gainbridge Fieldhouse in Indianapolis.



*Freshman Krystyna Ellew is averaging 10.4 points per game over the last three contests.*

### FAST BREAK FACTS

- Wisconsin has turned up its defense over the last five games, holding four of five opponents below their season averages. No. 18 Ohio State scored just 59 points on Sunday, nearly 22 points below its season average of 80.8 points per game. The Badgers also held Purdue to 52 points on Feb. 13, nearly 18 points below its season average of 69.9 points per game.
- The Badgers stopped the Big Ten's top 3-point shooting team on Sunday as Ohio State hit just 16.7% (2-12) from behind the arc. Wisconsin held OSU well below its season averages of 9.2 triples per game and 40.2% from deep.
- Freshman **Krystyna Ellew** has turned up her scoring the last three games, averaging 13.7 points per game over the span. The 5-foot-10 guard has scored in double figures all three games, including a team-best 19 points against Michigan State on Feb. 16. Ellew is shooting 10-18 (55.5%) from 3-point range over the last three games, averaging 3.3 triples per game.
- Grad student **Katie Nelson** has played at least 40 minutes in 11 games this season, including the last three games in a row, to lead the nation with 991 minutes played. The guard leads the Big Ten and ranks fifth nationally, averaging 38.1 minutes per game.
- Two Badgers are counting down to career milestones as freshman **Krystyna Ellew** is just six points away from 200 career points. Junior **Julie Pospíšilová** is also counting down, needing nine tallies for 700 career points, while she is seven steals away from 100 takeaways.
- Wisconsin has surpassed its 2020-21 overall and Big Ten win total, standing at 7-19 overall and 4-12 in the conference this season. The Badgers were 5-19 overall and 3-18 in the B1G last season. Wisconsin's four Big Ten wins are the most since the team was 4-14 during the 2018-19 season.

### PROBABLE STARTERS (based on last game)



2

**KATIE NELSON**  
 5-8 | G | Gr.  
 7.2 ppg | 3.4 rpg  
 3.4 apg | 1.7 spg



3

**BROOKE SCHramek**  
 6-1 | F | So.  
 8.0 ppg | 4.1 rpg  
 1.6 apg



5

**JULIE POSPÍŠILOVÁ**  
 6-0 | G | Jr.  
 13.8 ppg | 4.1 rpg  
 3.0 apg | 1.5 spg



10

**HALLE DOUGLASS**  
 6-1 | G/F | So.  
 5.5 ppg | 3.7 rpg  
 1.7 apg



14

**KRISTYNA ELLEW**  
 5-10 | G | Fr.  
 7.5 ppg | 3.1 rpg  
 81.6% FT

### 2021-22 SCHEDULE

**Overall:** 7-19 (Home 5-9; Away 1-10; Neutral 1-0)  
**Big Ten:** 4-12 (Home 3-5; Away 1-7)

NOV. 10	ST. THOMAS	W, 67-51
NOV. 14	NJIT	L, 49-61
Nov. 19	at Bradley	L, 57-64
NOV. 22	CHICAGO STATE	L, 63-71
Nov. 24	at Milwaukee	L, 67-79

Rocky Mountain Hoops Classic, Boulder, Colo.

Nov. 27	vs. Boise State	W, 60-45
Nov. 28	at Colorado	L, 51-67

DEC. 1	VIRGINIA TECH	L, 60-70
Dec. 5	at Northwestern	L, 49-61
DEC. 9	#13/11 MICHIGAN (BTN)	L, 81-93
DEC. 12	GREEN BAY	L, 53-63
DEC. 16	ILLINOIS STATE	W, 70-60
DEC. 23	EASTERN ILLINOIS	Canc.
DEC. 30	PURDUE (BTN)	Pstpd

JAN. 5	#6/6 INDIANA	L, 53-76
Jan. 9	at Illinois	L, 47-68
JAN. 12	MINNESOTA	L, 66-82
Jan. 16	at Rutgers	W, 49-45
Jan. 20	at #8/8 Michigan	L, 44-83
JAN. 23	PENN STATE	W, 69-57

Jan. 27	at Nebraska (BTN)	L, 44-77
Jan. 30	at Minnesota (BTN)	L, 55-57
FEB. 3	#21/24 IOWA	L, 50-84
FEB. 6	ILLINOIS (BTN)	W, 70-62
Feb. 9	at #15/12 Maryland	L, 43-70
FEB. 13	PURDUE	W, 54-52
FEB. 16	MICHIGAN STATE	L, 67-74
Feb. 20	at #18/21 Ohio State	L, 42-59
FEB. 23	NEBRASKA	6:30 p.m.
Feb. 27	at Purdue	12 p.m.

March 2-6 at Big Ten Tournament  
 Gainbridge Fieldhouse,  
 Indianapolis

All home games, in **BOLD**, are played in the Kohl Center, 601 W. Dayton St. # AP/WBCA Rank

All dates and times subject to change.

### FOLLOW THE #BADGERS

#### SOCIAL MEDIA:

- Twitter: @BadgerWBB
- Instagram: badgerwbb
- Facebook: /WisconsinWomensBasketball
- YouTube: /WisconsinBadgers

## 2021-22 Big Ten Standings

Feb. 22

	Big Ten	Overall
1. Michigan	12-3 .800	21-4 .840
2. Ohio State	12-4 .750	20-5 .800
Maryland	12-4 .750	20-7 .741
Iowa	12-4 .750	18-7 .720
5. Indiana	11-4 .733	19-6 .760
6. Nebraska	9-7 .563	20-7 .741
7. Michigan State	8-7 .533	14-12 .538
8. Northwestern	7-7 .500	15-10 .600
9. Purdue	7-9 .438	16-11 .593
10. Minnesota	5-11 .313	12-16 .429
Penn State	5-11 .313	11-15 .423
<b>12. Wisconsin</b>	<b>4-12 .250</b>	<b>7-19 .269</b>
13. Rutgers	2-13 .133	9-18 .333
14. Illinois	1-11 .083	6-17 .261

## ALL GAMES

14. Scoring Offense	56.9
6. Scoring Defense	66.6
14. Scoring Margin	-9.7
14. Field Goal Pct.	39.1
14. Field Goal Pct. Defense	43.7
10. 3-pt Field Goal Pct.	32.1
8. 3-pt Field Goal Pct. Defense	33.1
9. 3-pt Field Goals Made	6.2
10. Free Throw Pct.	72.1
14. Rebounding Offense	29.5
8. Rebounding Defense	36.1
14. Rebounding Margin	-6.5
14. Offensive Rebounds	9.9
14. Offensive Rebound Pct.	.270
14. Defensive Rebounds	20.6
14. Defensive Rebound Pct.	.632
12. Assists	12.5
12. Assist/Turnover Ratio	0.8
8. Turnovers per game	15.4
11. Turnover Margin	-1.5
14. Blocked Shots	2.4
12. Steals	6.8

## INDIVIDUAL

Scoring	12. Julie Pospíšilová	13.8
FG%	12. Julie Pospíšilová	36.9
3 pt per game	15. Julie Pospíšilová	1.8
	T23. Katie Nelson	1.3
	T23. Krystyna Ellew	1.3
Assists	13. Katie Nelson	3.5
	T18. Julie Pospíšilová	3.0
Asst/TO	T6. Katie Nelson	1.9
	19. Julie Pospíšilová	1.0
Blocks	T19. Sara Stapleton	0.8
	T22. Brooke Schramek	0.6
Steals	T10. Katie Nelson	1.7
	T17. Julie Pospíšilová	1.5
Minutes	1. Katie Nelson	38.1
	3. Julie Pospíšilová	36.4

## COMPARING THE TEAMS

	G	PPG	FG%	3-pt%	FT%	RPG	APG	TOPG	SPG	BPG	OPP PPG
Wisconsin	26	56.9	.391	.321	.721	29.5	12.5	15.4	6.8	2.4	66.6
Nebraska	27	78.7	.447	.351	.714	43.1	17.6	14.3	7.5	4.1	62.8

## BADGERS FALL AT NO. 18 OHIO STATE

- Wisconsin fell on the road at No. 18 Ohio State, 59-42, Sunday afternoon.
- Three Badgers scored in double figures as **Krystyna Ellew** and **Julie Pospíšilová** both tallied 11 points, and **Katie Nelson** added 10 points. Wisconsin shot 30% (15-50) from the field, including 35.3% (6-17) from 3-point range.
- Ohio State shot 43.1% (25-58) from the field, but just 16.7% (2-12) from behind the arc.
- The Buckeyes outrebounded Wisconsin, 40-33, as UW was led by Pospíšilová with eight rebounds while Ellew added six boards. The Badgers dished off 10 assists but gave up the ball 18 times as OSU scored 22 points off turnovers.
- Wisconsin rallied late in the first period, scoring the last six points of the quarter on back-to-back 3-pointers by Pospíšilová and Nelson to make it a 16-15 game after one.
- The Buckeyes opened the second quarter on a 9-0 run to lead 25-15 with 6:32 on the clock before a 4-0 Badger run made it 25-19 with 4:07 to play in the quarter. OSU led 32-22 at the half and scored the first 14 points of the third quarter to lead 46-22 with 5:16 on the clock. Wisconsin outscored Ohio State 13-8 in the fourth quarter to cut the lead to 15 (57-42) with 1:30 remaining but the rally came too late.

## NELSON TURNS UP PLAY

- Graduate student **Katie Nelson** is counting down her career, playing some of the best basketball of her career.
- Over the last five games, the 5-foot-8 guard is averaging 10.8 points per game, tallying double figures in four contests. Nelson is shooting 86.4% (19-22) from the free-throw line over the stretch.
- Nelson has also turned up her defense over the last six games, averaging 2.0 steals per game, while over the last seven games, she is averaging 4.7 assists per game.
- On the season, Nelson leads the Badgers with 91 assists, ranking 13th in the Big Ten with 3.5 assists per game. She has a team-best 1.9 assist-to-turnover ratio, which ties for sixth in the conference, and a team-best 1.7 steals per game, tying for 10th in the Big Ten.

## BIG MINUTES FOR THE BADGERS

- Two Badger starters average more than 30 minutes per game this season behind **Katie Nelson**, who leads the Big Ten with 38.0 minutes per game, ranking fifth nationally.
- Nelson has played 40-or-more minutes in 11 games this season, including the last three games in a row, leading the nation with 991 minutes played.
- **Julie Pospíšilová** ranks third in the Big Ten with 36.4 minutes per game.

## 2021-22 WISCONSIN ROSTER

NO	NAME	POS	HT	YR	HOMETOWN/HIGH SCHOOL (PREVIOUS)
2	Katie Nelson	G	5-8	Gr.	Falmouth, Mass./Bishop Feehan (Boston Univ.)
3	Brooke Schramek	G/F	6-1	So.	Naperville, Ill./Benet Academy
5	Julie Pospíšilová	G	6-0	Jr.	Prague, Czech Republic/Gym. Jaroslava Seiferta
10	Halle Douglass	G/F	6-1	So.	Lake Forest, Ill./Lake Forest
11	Maty Wilke	G	5-10	Fr.	Beaver Dam, Wis./Beaver Dam
14	Krystyna Ellew	G	5-10	Fr.	Chicago, Ill./Taft
20	Sacia Vanderpool	F	6-4	Fr.	Byron, Minn./Byron
23	Lexi Duckett	G	5-11	RS So.	Daytona Beach, Fla./Father Lopez (UNC)
24	Natalie Leuzinger	G	5-8	So.	Monroe, Wis./Black Hawk
30	Sydney Hilliard	G	5-11	Jr.	Monroe, Wis./Monroe
40	Tara Stauffacher	F	5-11	Jr.	Columbus, Wis./Beaver Dam
41	Sara Stapleton	F/C	6-3	Jr.	Blaine, Minn./Centennial

Head Coach: Marisa Moseley

Associate Head Coach: Scott Merritt

Assistant Coaches: Kate Barnosky, Caroline Doty

Director of Operations: Mitch Simmons

Video Director: Will Watkins

Strength and Conditioning: A.J. Whitehead

Graduate Assistant: Estella Moschkau

**PRONUNCIATION GUIDE:** #3 Brooke SCHRAM-ick | #5 Julie POHS-pish-eh-low-va | #10 HAL-ee Douglass | #11 MAT ee WILL key | #14 Christina ELL ew | #20 SAY sha VAN der pool | #24 Natalie LIGHT-zing-er | #40 Tara STAW fah ker | HC Marisa MOHS lee | AC Kate bar NOS kee | AC Caroline DOH tee

- **Brooke Schramek** has upped her minutes to 27.0 minutes per game. She has played 30-or-more minutes in six of the last nine games.
- **Halle Douglass** averages 25.2 minutes per game, playing 32-or-more minutes in the last six games in a row.

### SCHramek, POSPIŠILOVÁ MOST IMPROVED

- **Brooke Schramek, Julie Pospíšilová** and **Halle Douglass** rank among the Big Ten's most improved scorers for 2021-22.
- Schramek ranks seventh, improving her scoring from 2.9 as a freshman to 8.0 this season, an improvement of 5.1 points per game.
- Pospíšilová ranks eighth, upping her scoring from 8.9 last season to 13.8 this season, an improvement of 4.9 points per game.
- Douglass moves on to the list, ranking 10th. She averaged 2.4 points per game as a freshman, upping that by 3.1 points per game to 5.5 this year.

Name, School	20-21	21-22	+
1. Makenna Marisa, PSU	13.4	22.4	9.0
2. Angel Reese, MD	10.0	17.6	7.6
3. Emily Kiser, MICH	2.4	9.9	7.5
4. Cassidy Hardin, PUR	2.8	8.9	6.1
5. Rickie Woltman, PUR	1.0	6.8	5.8
6. Ra Shaya Kyle, PUR	5.3	11.0	5.7
7. <b>Brooke Schramek, WIS</b>	<b>2.9</b>	<b>8.0</b>	<b>5.1</b>
8. <b>Julie Pospíšilová, WIS</b>	<b>8.9</b>	<b>13.8</b>	<b>4.9</b>
9. Maddie Nolan, MICH	4.5	9.3	4.8
10. <b>Halle Douglass, WIS</b>	<b>2.4</b>	<b>5.5</b>	<b>3.1</b>

### DOUBLE-FIGURE SCORING

- **Julie Pospíšilová** leads the team with 13.8 points per game, scoring in double figures in 22 of the 24 games she has played in this season, including 14 straight to start the year.
- **Brooke Schramek** has scored 10-plus points in 10 games, including a career-best five games in late January-early February.
- Freshman **Krystyna Ellew** has turned up her scoring, tallying double figures in the last three games, bring her season total to eight.

### SERIES HISTORY

#### Nebraska

Nebraska leads: 12-7

In Madison: Nebraska leads 6-5

In Lincoln: Nebraska leads 6-2

Date	Place	W/L	Score
Feb. 5, 2014	Madison, Wis.	L	70-71 OT
Jan. 22, 2015	Madison, Wis.	L	72-89
Feb. 15, 2015	Lincoln, Neb.	L	63-70
Jan. 27, 2016	Lincoln, Neb.	L	62-75
Jan. 9, 2017	Madison, Wis.	W	82-56
Feb. 11, 2018	Lincoln, Neb.	L	48-51
Jan. 27, 2019	Madison, Wis.	W	70-69
Jan. 9, 2020	Lincoln, Neb.	L	50-65
Jan. 25, 2020	Madison, Wis.	L	71-72
Jan. 28, 2021	Lincoln, Neb.	L	68-84
Jan. 27, 2022	Lincoln, Neb.	L	44-77

- Graduate student **Katie Nelson** has also improved her scoring, hitting 10-or-more points in four of the last five games. She has double-figure points in seven games.
- Two other players have scored double figures in at least two games this season. **Halle Douglass** (5) and **Sara Stapleton** (2) both have the ability to score well.

## MOSELEY: CHANGING THE BADGER CULTURE

### PROGRAM PILLARS

Winning mindset  
Integrity  
Selflessness  
Communication  
Leads to our Legacy

When **Marisa Moseley** was hired as the head coach of the Badgers in March 2021, one her of her top priorities was establishing the culture of the program.

"I am thrilled to be a Badger and to lead this program back to great heights! Wisconsin has a rich and storied tradition of success in all its sports, and I am confident that our program will be joining those ranks in the future!"

#### Rebuilding the BU Program

Moseley led her alma mater, a program which had been 26-63 in the three seasons prior, to new heights. With a record of 45-29 in three seasons, she was named the 2019 Patriot League Coach of the Year and led the Terriers to three-straight league tournaments.

#### Winning Experience

Moseley spent nine seasons as an assistant coach at UConn, aiding the Huskies to five national championships and nine Final Fours. She coached 20 All-Americans at

Connecticut and five AP National Players of the Year.

#### High-Energy Coaching Staff

Moseley brought in an intense and driven coaching staff. Each assistant coach participated in at least one Final Four as a student-athlete or coach.

- Associate Head Coach **Scott Merritt** aided Marquette women's basketball to three Big East Championships and three NCAA tournaments appearances.
- Assistant Coach **Kate Barnosky** spent three seasons at BU with Moseley and aided Tufts University to four NCAA tournament trips as an assistant coach.
- Assistant Coach **Caroline Doty** won three NCAA Championships as student-athlete at UConn.

#### Top-Level Recruits

Moseley has already been busy on the recruiting trail, bringing in top-ranked talent to the program for 2022.

**Lily Krahn • 5-9 • G • Prairie du Chien, Wis.**

- Four-star recruit; ranked No. 97 overall by espnW HoopGurlz

**Tessa Towers • 6-5 • C • Batavia, Ill.**

- All-State post

**Savannah White • 6-2 • F • St. Paul, Minn.**

- Four-star recruit; ranked No. 90 overall by espnW HoopGurlz

**Serah Williams • 6-4 • F • Toronto**

- One of top Canadian forwards of 2022

## BLACK HISTORY MONTH

### Wisconsin Basketball celebrates Black History Month / Virgil Abloh

As part of our celebration of Black History Month, the Wisconsin men's and women's basketball teams will be wearing special shooting



shirts designed by the late University of Wisconsin alum Virgil Abloh. A 2003 graduate, Abloh died on Nov. 28, 2021, at the age of 41, leaving behind a legacy of inspiration and beauty.

As Wisconsin's student-athletes wrote, "It's impossible to describe the impact Virgil had on our generation's culture ... from the music we listen to, to the art we consume, to the clothes we wear. But more importantly, Virgil was an aspirational figure to the young Black community and to an entire generation. On behalf of Badgers everywhere, we mourn the passing of a Badger who changed the world."

In partnership with the Abloh estate, Wisconsin's BHM shirt is a re-issue of Abloh's design for UW-Madison's 2015 "The RED Shirt" tradition. The design features the intersection of Abloh's Off-White collection and the collegiate feel of a campus Abloh described as "the perfect place to go to school."



## QUICK FACTS

School	University of Wisconsin
Location	Madison, Wis.
Population	263,332
Founded	1848
Enrollment	47,936
Nickname	Badgers
School Colors	Cardinal and White
Affiliation	NCAA Division I
Conference	Big Ten
Chancellor	Rebecca Blank
Director of Athletics	Chris McIntosh
Athletic Dept. Phone	608-262-1866
Ticket Office Phone	608-262-1440
Website	UWBadgers.com
Twitter	@BadgerWBB
Instagram	badgerwbb
Facebook	/WisconsinWomensBasketball

## BASKETBALL STAFF

Head Coach	Marisa Moseley
Alma Mater, Year	Boston University
Overall	52-48 (4th yr.)
Wisconsin	7-19 (1st yr.)

Associate Head Coach	Scott Merritt (1st Yr.)
Assistant Coach	Kate Barnosky (1st yr.)
Assistant Coach	Caroline Doty (1st yr.)
Strength & Conditioning Coach	AJ Whitehead
Graduate Assistant	Estella Moschkau
Director of Operations	Mitch Simmons
Video Coordinator	Will Watkins

## KOHL CENTER

Opened	Jan. 20, 1998
Seasons	24th year
Capacity	17,142

## 2020-21 IN REVIEW

Overall Record	5-19
Big Ten Record (finish)	2-18 (14th)
Postseason	None

## 2021-22 TEAM INFORMATION

Starters Returning/Lost	3/2
Letterwinners Returning/Lost	9/3
Newcomers	4

## TOP RETURNEES

Sydney Hilliard (Jr.)*	15.5 ppg, 5.3 rpg, 4.0 apg
Julie Pospíšilová (Jr.)*	8.9 ppg, 3.8 rpg, 3.7 apg
Sarah Stapleton (Jr.)*	6.5 ppg, 4.0 rpg
* 2020-21 Starter	

## NEWCOMERS

Lexi Duckett (G, RS So.)	Daytona Beach, Fla./UNC
Krystyna Ellew (G, Fr.)	Chicago, Ill.
Katie Nelson (G, Gr.)	Falmouth, Mass./Boston Univ.
Sacia Vanderpool (F, Fr.)	Byron, Minn.
Maty Wilke (G, Fr.)	Beaver Dam, Wis.

## TEAM HISTORY

First Year	1974-75
Years	48th year
Overall record	628-739 (.460)
Big Ten record	250-434 (.366)

## POST-SEASON TOURNAMENT HISTORY

NCAA Appearances (Last)	7 (2010)
NCAA Record	2-7
WNIT Appearances (Last)	6 (2011)
WNIT Record	15-5

- Wisconsin is 3-0 this season with four players score in double figures in a game.

## FOUR PLAY ALL 25 GAMES

- Only four Badgers have played in all 26 games this season with point guard **Katie Nelson** the only player to start all 26 contests.
- Sophomore **Brooke Schramek** has played in all 26 games, starting 24, while freshman **Krystyna Ellew** has played in all 26, starting 12 games. Junior **Tara Stauffacher** has played in all 26 games.

## AVERAGING SEASON BESTS

- Six upperclassmen are having the best seasons of their careers in 2021-22 in at least one statistical category.
- **Halle Douglass** is averaging season bests of 5.5 points and 3.7 rebounds per game. She is shooting a season-best 39.5% from the field, including 36.5% from 3-point range. Douglass has surpassed her freshman season totals for assists (39), steals (22) and blocks (5).
- **Katie Nelson** is averaging a season-best 1.7 steals per game, tallying a season-high 43 on the year.
- **Julie Pospíšilová** is averaging a season-best 13.8 points per game. She is also shooting a season-best 75.6% from the free-throw line while taking and making the most free throws in a season (34-45). The guard also has a season best 4.1 rebounds and 1.5 steals per game.
- **Brooke Schramek** is averaging season bests of 8.0 points, 4.1 rebounds, 1.6 assists as well as having a season-best 15 blocks and 12 steals. She is shooting a season-best 37.6% from the field, including 28.1% from 3-point range, and 69.8% from the free-throw line.
- **Sara Stapleton** has 18 blocks this season, passing her sophomore season total.
- **Tara Stauffacher** is shooting a season-best 33.8% from the field while recording a season-high six steals and tying her season best with 13 assists.

## POSPÍŠILOVÁ CLOSE TO TRIPLE-DOUBLE

- Junior **Julie Pospíšilová** just missed the program's first triple-double with 13 points, nine rebounds and nine assists against Illinois on Feb. 6. The 6-foot guard recorded career highs for rebounds and assists.
- Sophomore **Brooke Schramek** also just missed her first career double-double with 13 points and a career-high nine rebounds against Purdue on Sunday.

## SURPASSING LAST SEASON

- With the Feb. 6 win over Illinois, Wisconsin surpassed its 2020-21 overall and Big Ten win total. The Badgers were 5-19 overall and 3-18 in the conference last season.
- Wisconsin's four Big Ten wins are the most since the team was 4-14 during the 2018-19 season.

## COUNTING DOWN

- Freshman **Krystyna Ellew** is counting down to 200 career points, needing six tallies.
- Junior **Julie Pospíšilová** is seven steals away from 100 takeaways. The guard is also counting down to 700 points, needing nine tallies.
- Junior **Sara Stapleton** is eight points away from 300 points.
- Junior **Tara Stauffacher** needs 14 points to reach 200 career tallies.

## 3-POINT SCHOOL RECORD FALLS

- Wisconsin set a school record, making 14 3-point field goals vs. Michigan State on Feb. 16. The previous best was 12 triples, set four other times, including most recently vs. Penn State at home on Jan. 10, 2016. The Badgers shot a season-high 58.3% (14-24) from 3-point range against the Spartans.

## DOUGLASS SETS 3-POINT MARK

- Sophomore **Halle Douglass** set a school record, shooting 6-6 from 3-point range against the Spartans on Feb. 16, besting the previous mark of 5-5 set by three different Badgers. Douglass also tied a Big Ten record, becoming the seventh conference player to shoot 6-6 from deep. She finished with a career-high 18 points, shooting a career-best 6-7 (85.7%) from the field.

## NELSON CHOSEN FOR COACH PROGRAM

- **Katie Nelson** has been selected to participate in the WBCA "So You Want to be a Coach" program. She will participate in a two-day workshop on March 31-April 1 during the WBCA Convention in Minneapolis.

## POSPÍŠILOVÁ NAMED ALL-TOURNEY

- **Julie Pospíšilová** was named to the Rocky Mountain Hoops Classic All-Tournament team in November.
- The 6-foot guard averaged a team-best 12.5 points while adding 4.5 rebounds per game. She dished off a career-high eight assists vs. Boise State to average 4.5 assists per game. Pospíšilová added 1.5 blocks and 1.5 steals per game.

## 2021-22 CAREER COUNTDOWN

Milestone	Name	Date
1300 points	Katie Nelson vs. Michigan State, 2/22	
1200 points	Katie Nelson (Career) at Illinois, 1/9	
800 points	Sydney Hilliard vs. Indiana, 1/5	
700 points	Sydney Hilliard vs. Chicago State, 11/22	
600 points	Julie Pospíšilová at Nebraska, 1/27	
500 points	Julie Pospíšilová vs. Illinois State, 12/16	
400 points	Julie Pospíšilová at Milwaukee, 11/24	
200 points	Sara Stapleton vs. NJIT, 11/14	
	Brooke Schramek at Minnesota, 1/30	
100 points	Brooke Schramek vs. Northwestern, 12/5	
	Krystyna Ellew at Illinois, 1/9	
	Halle Douglass vs. Minnesota, 1/12	
400 rebounds	Katie Nelson (Career) at Illinois, 1/9	
300 rebounds	Sydney Hilliard at Colorado, 11/28	
200 rebounds	Julie Pospíšilová vs. Northwestern, 12/5	
100 rebounds	Brooke Schramek vs. Penn State, 1/23	
	Halle Douglass vs. Illinois, 2/6	
400 assists	Katie Nelson vs. Chicago State, 11/22	
200 assists	Sydney Hilliard at Michigan, 12/20	
	Julie Pospíšilová vs. Illinois, 2/6	
Milestone	Name	# Needed
700 points	Julie Pospíšilová	9
300 points	Sara Stapleton	8
200 points	Krystyna Ellew	6
	Tara Stauffacher	14
	Halle Douglass	28
200 rebounds	Sara Stapleton	22
100 rebounds	Krystyna Ellew	20
500 assists	Katie Nelson	30
100 steals	Julie Pospíšilová	7

## IMPRESSIVE DEBUT FOR ELLEW

- Freshman **Krystyna Ellew** scored a game-high 29 points in the Badgers' season-opening, 67-51, win over St. Thomas on Nov. 10.
- It's believed to be the most points ever scored by a Big Ten freshman in her collegiate debut, surpassing the previous mark of 27 points done twice before— Illinois' Robin Preacely against Illinois State on Dec. 1, 1992, and Iowa's Caitlin Clark vs. Northern Iowa on Nov. 25, 2020. It also ties for fifth on the UW freshman single-game scoring list.

## MOSELEY RECOGNIZED

- Head coach **Marisa Moseley** was named one of 40 Under 40: Rising Stars in women's basketball, according to *The Athletic* on Nov. 23.

- Moseley won her first game at UW on Nov. 10 with a 67-51 win over St. Thomas.
- Her first Big Ten win came on Feb. 16, downing Rutgers, 49-45. It was UW's first Big Ten road win since defeating Illinois, 73-64, on Feb. 2, 2020, and also the first time the Badgers have won at Rutgers. Wisconsin trailed by as many as 12 points in the first quarter, tying for the seventh-biggest comeback win in program history.

## POSPÍŠILOVÁ PLAYED INTERNATIONAL

- Junior **Julie Pospíšilová** missed the first two games of the season, playing with the Czech Republic National team in the European Championships.
- The Czech team lost to Belarus, 66-60, on Nov. 13 with Pospíšilová scoring four points, adding two assists and one steal. On Nov. 14 the team defeated Ireland, 70-54, with Pospíšilová scoring seven points and adding three rebounds, three assists and one steal.
- Over the two games, Pospíšilová averaged 18 minutes, 5.5 points, 1.5 rebounds, 2.5 assists and 1.0 steals per game.

## HILLIARD TAKES LEAVE OF ABSENCE

- Junior **Sydney Hilliard** is taking a temporary leave of absence from the team to focus on a personal matter, beginning on Feb. 3. Her return to the team is undetermined at this time.
- The 5-foot-11 guard ranks second on the team with 12.8 points per game while adding a team-best 4.7 rebounds per game.

## STARTERS, STATS RETURN

- Wisconsin returns nine letterwinners and three starters from last season.
- Leading the team was **Sydney Hilliard**, who averaged a team-best 15.5 points per game, earning consensus honorable mention All-Big Ten selection. Other returning starters include **Julie Pospíšilová** (8.9 ppg/3.7 apg) and **Sara Stapleton** (6.5 ppg/4.0 rpg).
- The Badgers return 83.4% of their assists, 72% of their 3-pointers, 62% of their points, and 60% of their rebounds from last season.

## BADGERS WELCOME FOUR

- Head coach **Marisa Moseley** announced the signing of four athletes to National Letters of Intent in November. Moseley's first UW class includes two four-star recruits.

## LILY KRAHN

### 5-9 • Guard

#### Prairie du Chien, Wis./Prairie du Chien

- Four-star recruit; ranked No. 97 overall by espnW HoopGurlz
- PDC all-time leading scorer
- Averaging 21.0 ppg, 4.5 rpg, 4.9 apg and 3.0 spg
- Ranked No. 94 by ASGR Basketball
- 2020-21 AP and WBCA All-State
- 2020-21 conference player of the year

## TESSA TOWERS

### 6-5 • Center

#### Batavia, Ill. / Batavia

- Averaging 14.2 points, 8.4 rebounds and 1.6 blocks per game
- Dominant post
- 2020-21 All-State
- 2020-21 IBCA All-State Special Mention
- 2020-21 unanimous all-conference

## SAVANNAH WHITE

### 6-2 • Forward

#### St. Paul, Minn. / DeLaSalle

- Four-star recruit; ranked No. 90 overall by espnW HoopGurlz
- Versatile, athletic forward
- All-state and all-conference honoree
- Led her team to the state tournament quarterfinals in 2021
- Participated in Top 150 Wooten Camp
- Averaging 16.0 points, 11.9 rebounds, 4.1 assists and 3.2 steals per game

## SERAH WILLIAMS

### 6-4 • Forward

#### Toronto, Ontario / Niagara Prep

- Averaging 16.2 points, 10.2 rebounds, and 1.7 blocks per game
- One of the top Canadian prospects
- Athletic forward
- Leading Ontario Scholastic Basketball Association in blocks



### THE MOSELEY FILE

Wisconsin Record:	7-18 (1st yr.)
Career Record:	52-48 (4th yr.)
Big Ten Record:	4-12
Alma Mater:	Boston, 2004

### NOTABLE ATHLETES

#### WNBA ATHLETES

Tina Charles	Napheesa Collier
Stefanie Dolson	Bria Hartley
Moriah Jefferson	Maya Moore
Breanna Stewart	Kia Nurse
Morgan Tuck	Megan Walker
Katie Lou Samuelson	Gabby Nurse
Kaleena Mosqueda-Lewis	Kiah Stokes

#### ALL-AMERICANS

Gabby Williams, UConn—2017, '18  
 Katie Lou Samuelson, UConn—2017, '18  
 Napheesa Collier, UConn—2017  
 Breanna Stewart, UConn—2014, '15, '16  
 Moriah Jefferson, UConn—2015, '16  
 Morgan Tuck, UConn—2016  
 Kaleena Mosqueda-Lewis, UConn—2013, '15  
 Stefanie Dolson, UConn—2013, '15  
 Bria Hartley, UConn—2012, '14  
 Maya Moore, UConn—2010, '11  
 Tina Charles, UConn—2010

#### OLYMPIANS

**2020:** Breanna Stewart, Tina Charles, Napheesa Collier (Gold, USA)  
 Stefanie Dolson (Gold—3x3)  
 Gabby Williams (Bronze, France)  
 Kia Nurse (Canada)

**2016:** Maya Moore, Breanna Stewart (Gold, USA)  
 Kia Nurse (Canada)

**2012:** Tina Charles, Maya Moore (Gold, USA)

#### AP NATIONAL PLAYERS OF THE YEAR

Breanna Stewart, UConn—2016, '15, '14  
 Maya Moore, UConn—2014

## HEAD COACH MARISA MOSELEY

- Named head coach of the Badgers in March 2021
- Won her first game at Wisconsin vs. St. Thomas on Nov. 10, 2021
- Spent three seasons as the head coach at Boston University, compiling a 45-29 record
- Named the 2018-19 Patriot League Coach of the Year
- Three-time Patriot League Tournament participants, including one appearance in the championship game
- Six Patriot League honorees
- Spent nine season as assistant coach at UConn
- Won five NCAA championships and nine conference titles with the Huskies
- Coached three National Players of the Year and 11 All-Americans
- Coached seven Olympians
- Spent two season as assistant coach at Minnesota and one year as assistant coach at Denver
- Founding member of the Patriot League's Anti-Racism Commission
- Member of the University of Connecticut's Diversity Council
- Member of the University of Denver's Diversity, Equity and Inclusion Committee
- Four-year letterwinner at Boston University from 2000-04
- Earned third-team all-conference honors
- Named team defensive player of the year
- Four-year member of the America East Honor Roll

### Moseley year by year

#### Wisconsin—Head Coach

Year	Record	Pct.	Conf.	Record	Place	Postseason
2020-21	7-19	.269	B1G	4-12	12th	
<b>1st year</b>	<b>7-19</b>	<b>.269</b>		<b>4-12</b>		

#### Boston University—Head Coach

Year	Record	Pct.	Conf.	Record	Place	Postseason
2020-21	12-3	.800	Patriot	10-2	1st	PL Tournament Runner-Up
2019-20	18-12	.600	Patriot	12-6	2nd	PL Tournament Semifinals
2018-19	15-14	.517	Patriot	11-7	4th	PL Tournament Quarterfinals
<b>3 years</b>	<b>45-29</b>	<b>.613</b>		<b>33-15</b>	<b>.679</b>	

#### Head Coaching Record

Year	Record	Pct.	Conf.	Record	Pct.
4th year	52-48	.520		37-27	.578

#### UConn—Assistant Coach

Year	Record	Pct.	Conf.	Record	Place	Postseason
2017-18	36-1	.973	16-0	1.000	1st	Final Four
2016-17	26-1	.963	16-0	1.000	1st	Final Four
2015-16	28-0	1.000	18-0	1.000	1st	National Champions
2014-15	38-1	.974	18-0	1.000	1st	National Champions
2013-14	40-0	1.000	18-0	1.000	1st	National Champions
2012-13	35-4	.897	14-2	.875	2nd	National Champions
2011-12	33-5	.868	13-3	.813	3rd	Final Four
2010-11	36-2	.947	16-0	1.000	1st	Final Four
2009-10	39-0	1.000	16-0	1.000	1st	National Champions
<b>9 years</b>	<b>330-14</b>	<b>.959</b>	<b>145-5</b>	<b>.967</b>		



2 | KATIE NELSON

Graduate Student | Guard | 5-8  
Falmouth, Mass. | Bishop Feehan | Boston University



Instagram: knelson44



**Honors:** 2021 All-Patriot League First Team ... 2020 All-Patriot League Second Team ... 2019 All-Patriot League Third Team... 2018 Patriot League All-Rookie Team ... Patriot League Rookie of the Week—Nov. 20, 2017, Nov. 27, 2017... 2018, 2019, 2020 Patriot League Academic Honor Roll

**Of note:** Graduate transfer from Boston University ... started all 103 games at BU and led the team in assists and minutes in each of her four seasons

**2021-22:** Started her first game as a Badger vs. St. Thomas (Nov. 10) ... has started all 26 games ... leads the Big Ten and ranks fifth nationally with 38.1 minutes per game ... ranks fifth on the team with 7.1 points per game ... scored a UW career-best 24 points vs. Penn State (Jan. 23) ... has scored in double figures in seven games ... leads the team and ranks 13th in the Big Ten with 3.5 assists per game ... had a season-high eight assists vs. Purdue (Feb. 13) ... ties for sixth in the Big Ten with a 1.9 assist-to-turnover ratio ... adds 1.7 steals, which ties for 10th in the Big Ten, and 3.4 rebounds per game ... had season-high four steals vs. St. Thomas (Nov. 10) ... had a season-high seven rebounds at Colorado (Nov. 28)

GAME-BY-GAME STATISTICS

Opponent	Date	GS	MIN	Total		3-Pointers		Free throws		Rebounds				PF	A	TO	BLK	STL	PTS	AVG	
				FG-FGA	PCT	3FG-3FGA	PCT	FT-FTA	PCT	OFF	DEF	TOT	AVG								
St. Thomas (MN)	11/10/2021	*	38:30	3-8	.375	0-2	.000	0-0	.000	1	2	3	3.0	1	4	4	0	4	6	6.0	
NJIT	11/14/2021	*	40:00	3-10	.300	2-5	.400	0-0	.000	0	0	0	1.5	3	6	0	0	3	8	7.0	
at Bradley	11/19/2021	*	38:37	1-6	.167	1-4	.250	0-0	.000	2	2	4	2.3	2	6	0	0	0	3	5.7	
Chicago St.	11/22/2021	*	43:56	2-10	.200	1-5	.200	3-4	.750	1	3	4	2.8	3	5	1	0	1	8	6.3	
at Milwaukee	11/24/2021	*	37:39	3-8	.375	1-4	.250	0-0	.000	0	1	1	2.4	2	1	0	0	1	7	6.4	
vs Boise St.	11/27/2021	*	29:37	1-4	.250	1-2	.500	0-0	.000	1	3	4	2.7	0	4	1	0	3	3	5.8	
at Colorado	11/28/2021	*	36:54	1-3	.333	0-2	.000	0-0	.000	3	4	7	3.3	2	3	3	1	0	2	5.3	
Virginia Tech	12/01/2021	*	38:49	1-4	.250	1-3	.333	0-0	.000	1	2	3	3.3	1	1	1	0	3	3	5.0	
at Northwestern	12/05/2021	*	40:00	1-3	.333	1-2	.500	0-0	.000	0	5	5	3.4	4	1	2	0	3	3	4.8	
Michigan	12/09/2021	*	28:56	1-3	.333	0-1	.000	0-0	.000	1	4	5	3.6	2	0	2	0	1	2	4.5	
Green Bay	12/12/2021	*	40:00	1-4	.250	1-2	.500	0-0	.000	0	3	3	3.5	4	4	4	0	0	3	4.4	
Illinois St.	12/16/2021	*	38:51	6-7	.857	5-6	.833	0-0	.000	2	4	6	3.8	3	5	1	0	0	17	5.4	
Indiana	01/05/2022	*	36:34	0-0	.000	0-0	.000	2-2	1.000	1	3	4	3.8	0	4	1	0	2	2	5.2	
at Illinois	01/09/2022	*	40:00	5-12	.417	2-7	.286	0-2	.000	0	4	4	3.8	2	6	1	0	1	12	5.6	
Minnesota	01/12/2022	*	40:00	2-5	.400	2-4	.500	1-2	.500	0	2	2	3.7	1	1	3	0	2	7	5.7	
at Rutgers	01/16/2022	*	39:14	3-7	.429	2-5	.400	1-2	.500	1	2	3	3.6	2	1	1	1	2	9	5.9	
at Michigan	01/20/2022	*	32:05	1-5	.200	1-4	.250	0-0	.000	1	0	1	3.5	3	2	3	0	0	3	5.8	
Penn St.	01/23/2022	*	40:00	7-10	.700	4-6	.667	6-6	1.000	3	3	6	3.6	2	3	3	0	3	24	6.8	
at Nebraska	01/27/2022	*	38:45	0-5	.000	0-2	.000	0-0	.000	1	0	1	3.5	0	1	2	0	1	0	6.4	
at Minnesota	01/30/2022	*	39:01	2-5	.400	1-2	.500	0-0	.000	2	3	5	3.6	2	5	1	0	1	5	6.4	
Iowa	02/03/2022	*	36:17	2-7	.286	0-1	.000	2-3	.667	0	1	1	3.4	1	5	2	0	2	6	6.3	
Illinois	02/06/2022	*	40:00	3-14	.214	2-8	.250	6-8	.750	2	3	5	3.5	0	6	0	0	3	14	6.7	
at Maryland	02/09/2022	*	37:55	3-7	.429	1-3	.333	4-4	1.000	0	2	2	3.4	1	2	2	0	2	11	6.9	
Purdue	02/13/2022	*	40:00	2-7	.286	0-2	.000	6-6	1.000	0	5	5	3.5	2	8	3	0	2	10	7.0	
Michigan St.	02/16/2022	*	40:00	2-5	.400	2-5	.400	3-4	.750	1	2	3	3.5	3	3	4	1	2	9	7.1	
at Ohio St.	02/20/2022	*	40:00	4-10	.400	2-4	.500	0-0	.000	0	2	2	3.4	1	4	3	0	1	10	7.2	
Totals			26	991:40	60-169	.355	33-91	.363	34-43	.791	24	65	89	3.4	47	91	48	3	43	187	7.2

Player Averages

Games Played	Minutes/game	Points/game	FG Pct	3FG Pct	FT Pct	Rebounds/game	Assists/game	Turnovers/game	Assist/Turnover ratio	Steals/game	Blocks/game
26	38.1	7.2	35.5	36.3	79.1	3.4	3.5	1.8	1.9	1.7	0.1

CAREER STATISTICS

SEASON	TEAM	GP-GS	MIN/AVG	Field Goals		3-Point		F-Throws		Rebounds				Scoring						
				FG-FGA	FG%	3FG-3FGA	3FG%	FT-FTA	FT%	OFF	DEF	TOT	AVG	PF-FO	A	TO	BLK	STL	PTS	AVG
2017-18	BU	29-29	1010/34.8	95-264	.360	55-142	.387	29-43	.674	31	72	103	3.6	59-0	99	117	4	38	274	9.4
2018-19	BU	29-29	1100/37.9	96-264	.364	51-155	.329	56-69	.812	19	72	91	3.1	53-1	108	95	3	35	299	10.3
2019-20	BU	30-30	1183/39.4	125-327	.382	56-172	.326	67-91	.736	21	80	101	3.4	55-0	108	89	0	27	373	12.4
2020-21	BU	15-15	536/35.7	67-140	.479	28-69	.406	18-27	.667	16	39	55	3.7	21-0	64	26	1	24	180	12.0
2021-22	Wisc	26-26	992/38.1	60-169	.355	33-91	.363	34-43	.791	24	65	89	3.4	47-0	91	48	3	43	187	7.2
TOTAL FOR Wisc		26-26	992/38.1	60-169	.355	33-91	.363	34-43	.791	24	65	89	3.4	47-0	91	48	3	43	187	7.2
TOTAL		129-129	4821/37.4	443-1164	.381	223-629	.355	204-273	.747	111	328	439	3.4	235-1	470	375	11	167	1313	10.2

Single Game Highs

Statistic	Value
Points	29 vs Northeastern 12/29/19
Rebounds	9 at California 12/07/19, at Lafayette 01/02/20
Assists	8 5 times
Steals	4 9 times
Blocks	1 11 times
FG Made	10 at Delaware 11/19/17
FG Attempts	18 vs Holy Cross 01/25/20
3FG Made	7 vs Dartmouth 12/21/19
3FG Attempts	12 at Harvard 11/21/17, vs Holy Cross 01/25/20
FT Made	7 4 times
FT Attempts	10 at Lafayette 02/07/21

3 | BROOKE SCHRAMEK

Sophomore | Forward | 6-1  
Naperville, Ill. | Benet Academy



Instagram: brooke.schramek3



**Of Note:** Joins notable former Benet athletes that have attended Wisconsin—men’s basketball 2015 National Player of the year Frank Kaminski ... sister Emily played basketball at Northern Michigan (2015-18) ... sister Kendal is a senior forward at UW-Oshkosh

**2020-21:** Has played in all 26 games, starting 24 ... averaging 27.0 minutes per game ... started her first game as a Badger vs. St. Thomas (Nov. 10) ... scored a career-high 18 points at Northwestern (Dec. 5) ... added 17 points vs. Illinois (Feb. 6), shooting 6-7 from the field ... ranks third on the team with 8.0 points per game ... has scored in double figures in 10 games ... shot a perfect 6-6 from the free-throw line at Maryland (Feb. 9) ... pulled down a career-high nine rebounds vs. Purdue (Feb. 13) ... averaging 4.1 rebounds per game ... had a career-high three blocks vs. Chicago State (Nov. 22) ... dished off a career-high four assists vs. Iowa (Feb. 3) ... adds 1.6 assists per game ... tied her career-high with two steals vs. Boise State (Nov. 27) and vs. Penn State

GAME-BY-GAME STATISTICS

Opponent	Date	GS	MIN	Total		3-Pointers		Free throws		Rebounds				PF	A	TO	BLK	STL	PTS	AVG	
				FG-FGA	PCT	3FG-3FGA	PCT	FT-FTA	PCT	OFF	DEF	TOT	AVG								
St. Thomas (MN)	11/10/2021	*	25:09	0-5	.000	0-1	.000	0-0	.000	3	2	5	5.0	2	0	0	0	1	0	0.0	
NJIT	11/14/2021	*	12:22	1-4	.250	0-2	.000	0-0	.000	0	2	2	3.5	0	0	2	0	0	2	1.0	
at Bradley	11/19/2021	*	09:29	0-2	.000	0-0	.000	0-2	.000	2	1	3	3.3	0	2	0	0	0	0	0.7	
Chicago St.	11/22/2021	*	26:41	2-5	.400	0-1	.000	2-4	.500	3	4	7	4.3	5	1	0	3	1	6	2.0	
at Milwaukee	11/24/2021	*	27:01	3-6	.500	1-3	.333	0-0	.000	1	1	2	3.8	4	2	4	0	1	7	3.0	
vs Boise St.	11/27/2021	*	20:01	3-5	.600	0-1	.000	2-2	1.000	2	0	2	3.5	4	0	4	0	2	8	3.8	
at Colorado	11/28/2021	*	31:30	5-10	.500	1-3	.333	0-1	.000	1	3	4	3.6	2	3	1	0	1	11	4.9	
Virginia Tech	12/01/2021	*	22:21	1-4	.250	0-1	.000	0-0	.000	0	0	3	3.1	5	3	6	1	0	2	4.5	
at Northwestern	12/05/2021	*	32:47	6-9	.667	1-2	.500	5-7	.714	1	3	4	3.2	3	2	2	0	0	18	6.0	
Michigan	12/09/2021	*	27:08	4-8	.500	0-2	.000	2-4	.500	1	3	4	3.3	5	2	2	1	0	10	6.4	
Green Bay	12/12/2021	*	32:14	3-8	.375	2-3	.667	3-4	.750	4	3	7	3.6	2	1	4	0	0	11	6.8	
Illinois St.	12/16/2021	*	29:20	4-9	.444	0-2	.000	1-1	1.000	1	2	3	3.6	4	3	3	0	0	9	7.0	
Indiana	01/05/2022	*	30:22	1-7	.143	1-3	.333	4-4	1.000	1	5	6	3.8	2	2	1	1	0	7	7.0	
at Illinois	01/09/2022	*	16:16	1-6	.167	1-4	.250	0-0	.000	2	0	2	3.6	1	2	3	0	0	3	6.7	
Minnesota	01/12/2022	*	21:44	2-4	.500	0-1	.000	1-2	.500	0	3	3	3.6	4	1	5	0	1	5	6.6	
at Rutgers	01/16/2022	*	25:06	1-7	.143	0-2	.000	0-0	.000	0	1	1	3.4	4	0	3	0	0	2	6.3	
at Michigan	01/20/2022	*	21:44	3-8	.375	0-1	.000	0-0	.000	2	2	4	3.5	4	0	1	1	1	6	6.3	
Penn St.	01/23/2022	*	38:30	5-12	.417	3-5	.600	0-0	.000	2	6	8	3.7	3	1	1	0	2	13	6.7	
at Nebraska	01/27/2022	*	34:30	2-10	.200	0-3	.000	5-6	.833	2	3	5	3.8	2	2	6	2	0	9	6.8	
at Minnesota	01/30/2022	*	29:07	5-11	.455	1-2	.500	3-3	1.000	1	1	2	3.7	4	1	3	0	1	14	7.2	
Iowa	02/03/2022	*	27:32	4-13	.308	2-4	.500	0-0	.000	3	4	7	3.9	2	4	2	3	1	10	7.3	
Illinois	02/06/2022	*	34:53	6-7	.857	1-1	1.000	4-6	.667	1	4	5	3.9	3	2	3	1	0	17	7.7	
at Maryland	02/09/2022	*	35:22	4-8	.500	2-3	.667	6-6	1.000	0	5	5	4.0	4	2	7	1	0	16	8.1	
Purdue	02/13/2022	*	34:23	4-10	.400	0-2	.000	5-7	.714	1	8	9	4.2	3	2	3	1	0	13	8.3	
Michigan St.	02/16/2022	*	25:33	1-6	.167	0-1	.000	0-0	.000	0	1	1	4.0	5	0	4	0	0	2	8.0	
at Ohio St.	02/20/2022	*	32:10	3-13	.231	0-4	.000	1-4	.250	0	6	6	4.1	5	3	1	0	0	7	8.0	
Totals			24	703:16	74-197	.376	16-57	.281	44-63	.698	34	73	107	4.1	82	41	71	15	12	208	8.0

Player Averages

Games Played	Minutes/ game	Points/ game	FG Pct	3FG Pct	FT Pct	Rebounds/ game	Assists/ game	Turnovers/ game	Assist/Turnover ratio	Steals/ game	Blocks/ game
26	27.0	8.0	37.6	28.1	69.8	4.1	1.6	2.7	0.6	0.5	0.6

CAREER STATISTICS

			Field Goals		3-Point		F-Throws		Rebounds										Scoring		
SEASON	TEAM	GP-GS	MIN	AVG	FG-FGA	FG%	3FG-3FGA	3FG%	FT-FTA	FT%	OFF	DEF	TOT	AVG	PF-FO	A	TO	BLK	STL	PTS	AVG
2020-21	Wisc	21-0	337	16.1	17-70	.243	7-30	.233	19-32	.594	15	23	38	1.8	37-0	13	22	6	3	60	2.9
2021-22	Wisc	26-24	703	27.0	74-197	.376	16-57	.281	44-63	.698	34	73	107	4.1	82-5	41	71	15	12	208	8.0
TOTAL		47-24	1041	22.1	91-267	.341	23-87	.264	63-95	.663	49	96	145	3.1	119-5	54	93	21	15	268	5.7

Single Game Highs

Statistic	Value
Points	18 at Northwestern 12/05/21
Rebounds	9 vs Purdue 02/13/22
Assists	4 vs Iowa 02/03/22
Steals	2 at Michigan St. 03/06/21, vs Penn St. 01/23/22, vs Boise St. 11/27/21
Blocks	3 vs Chicago St. 11/22/21, vs Iowa 02/03/22
FG Made	6 vs Illinois 02/06/22, at Northwestern 12/05/21
FG Attempts	13 vs Iowa 02/03/22, at Ohio St. 02/20/22
3FG Made	3 vs Penn St. 01/23/22
3FG Attempts	5 vs Iowa 02/28/21, vs Penn St. 01/23/22
FT Made	6 at Maryland 02/09/22
FT Attempts	7 at Iowa 12/05/20, vs Purdue 02/13/22, at Northwestern 12/05/21



5 | JULIE POSPÍŠILOVÁ

Junior | Guard | 6-0  
Prague, Czech Republic | Jaroslava Seiferta



Twitter: @Julpospisilova | Instagram: Pospisilovajulia



**Honors:** 2021 Academic All-Big Ten

**Of Note:** First Badger from the Czech Republic ... competed with the Czech National Team for two games at the European Championship in November, missing the first two games of the season ... trained with the Czech Senior National team during the summer of 2021 ... played on the Czech Republic Junior National Team for five years, competing in five European Championships, winning gold medals in 2015 and 2018 ... in 2016-17, was part of a student exchange program at Downers Grove North High School in Illinois, where she averaged 13.4 points and 6.1 rebounds per game ... also played for Chicago Hoops Express Nike Blue Star team

**2020-21:** Has played and started 24 games, averaging 36.3 minutes per game, which ranks third in the Big Ten ... leads the team with 13.8 points per game, which ranks 12th in the Big Ten ... has scored in double figures in 22 of 24 games, including the first 14 games of the season ... scored a season-high 23 points vs. Penn State (Jan. 23), shooting 9-17 from the field ... just missed a triple-double vs. Iowa (Feb. 6) with 13 points, a career-high nine rebounds and a career-high nine assists ... adds 4.1 rebounds, 3.0 assists and 1.5 steals per game ... ties for 18th in the Big Ten in assists per game and ties for 17th in steals per game ... had a season-high three steals in three games

GAME-BY-GAME STATISTICS

Opponent	Date	GS	MIN	Total		3-Pointers		Free throws		Rebounds				PF	A	TO	BLK	STL	PTS	AVG	
				FG-FGA	PCT	3FG-3FGA	PCT	FT-FTA	PCT	OFF	DEF	TOT	AVG								
at Bradley	11/19/2021	*	38:14	7-22	.318	2-6	.333	1-1	1.000	4	4	8	8.0	4	6	2	0	2	17	17.0	
Chicago St.	11/22/2021	*	32:55	2-8	.250	1-5	.200	10-14	.714	0	0	0	4.0	5	2	3	0	1	15	16.0	
at Milwaukee	11/24/2021	*	39:14	8-16	.500	2-5	.400	1-1	1.000	1	1	2	3.3	2	5	2	1	3	19	17.0	
vs Boise St.	11/27/2021	*	33:16	5-15	.333	3-7	.429	2-2	1.000	1	6	7	4.3	1	8	1	1	0	15	16.5	
at Colorado	11/28/2021	*	37:14	4-12	.333	2-7	.286	0-0	.000	0	2	2	3.8	1	1	5	2	3	10	15.2	
Virginia Tech	12/01/2021	*	33:38	4-12	.333	1-7	.143	2-2	1.000	0	2	2	3.5	4	2	1	0	2	11	14.5	
at Northwestern	12/05/2021	*	36:08	4-15	.267	1-9	.111	3-4	.750	0	6	6	3.9	1	3	7	0	1	12	14.1	
Michigan	12/09/2021	*	35:09	8-16	.500	3-6	.500	2-2	1.000	2	1	3	3.8	1	4	3	0	0	21	15.0	
Green Bay	12/12/2021	*	39:09	5-12	.417	2-5	.400	2-4	.500	1	5	6	4.0	3	5	3	2	2	14	14.9	
Illinois St.	12/16/2021	*	34:21	4-14	.286	2-6	.333	0-0	.000	0	3	3	3.9	0	2	2	2	1	10	14.4	
Indiana	01/05/2022	*	30:35	6-12	.500	3-7	.429	0-0	.000	1	3	4	3.9	4	1	3	0	2	15	14.5	
at Illinois	01/09/2022	*	38:31	6-20	.300	2-8	.250	0-0	.000	1	2	3	3.8	3	1	4	1	2	14	14.4	
Minnesota	01/12/2022	*	37:28	8-21	.381	1-4	.250	1-2	.500	1	4	5	3.9	4	4	1	0	1	18	14.7	
at Rutgers	01/16/2022	*	37:49	5-12	.417	0-4	.000	3-4	.750	1	2	3	3.9	2	2	2	1	3	13	14.6	
at Michigan	01/20/2022	*	32:06	3-12	.250	1-4	.250	0-0	.000	1	1	2	3.7	1	0	2	0	0	7	14.1	
Penn St.	01/23/2022	*	39:26	9-17	.529	2-6	.333	3-4	.750	0	2	2	3.6	2	3	4	0	2	23	14.6	
at Nebraska	01/27/2022	*	34:28	5-16	.313	2-8	.250	0-0	.000	1	5	6	3.8	2	0	4	0	2	12	14.5	
at Minnesota	01/30/2022	*	38:32	4-18	.222	2-9	.222	2-2	1.000	1	3	4	3.8	4	2	2	0	2	12	14.3	
Iowa	02/03/2022	*	34:38	6-15	.400	1-6	.167	0-0	.000	1	3	4	3.8	2	1	3	0	1	13	14.3	
Illinois	02/06/2022	*	39:11	5-12	.417	3-5	.600	0-0	.000	1	8	9	4.1	1	9	2	2	1	13	14.2	
at Maryland	02/09/2022	*	36:33	4-12	.333	1-4	.250	0-0	.000	3	2	5	4.1	4	3	7	0	1	9	14.0	
Purdue	02/13/2022	*	36:24	6-13	.462	2-5	.400	1-2	.500	1	3	4	4.1	3	0	1	1	1	15	14.0	
Michigan St.	02/16/2022	*	39:43	5-11	.455	1-4	.250	0-0	.000	0	1	1	4.0	4	5	3	0	1	11	13.9	
at Ohio St.	02/20/2022	*	38:40	4-11	.364	2-4	.500	1-1	1.000	1	7	8	4.1	2	2	3	0	1	11	13.8	
Totals			24	873:21	127-344	.369	42-141	.298	34-45	.756	23	76	99	4.1	60	71	70	13	35	330	13.8

Player Averages										
Games Played	Minutes/game	Points/game	FG Pct	3FG Pct	FT Pct	Rebounds/game	Assists/game	Turnovers/game	Assist/Turnover ratio	Steals/game
24	36.4	13.8	36.9	29.8	75.6	4.1	3.0	2.9	1.0	1.5

CAREER STATISTICS

		Field Goals				3-Point		F-Throws		Rebounds				Scoring						
SEASON	TEAM	GP-GS	MIN/AVG	FG-FGA	FG%	3FG-3FGA	3FG%	FT-FTA	FT%	OFF	DEF	TOT	AVG	PF-FO	A	TO	BLK	STL	PTS	AVG
2019-20	Wisc	31-9	636/20.5	61-175	.349	32-90	.356	3-4	.750	26	60	86	2.8	65-2	60	59	15	19	157	5.1
2020-21	Wisc	23-23	713/31.0	82-201	.408	30-82	.366	10-18	.556	19	68	87	3.8	60-1	86	101	27	39	204	8.9
2021-22	Wisc	24-24	873/36.4	127-344	.369	42-141	.298	34-45	.756	23	76	99	4.1	60-1	71	70	13	35	330	13.8
TOTAL		78-56	2223/28.5	270-720	.375	104-313	.332	47-67	.701	68	204	272	3.5	185-4	217	230	55	93	691	8.9

Single Game Highs	
Statistic	Value
Points	28 vs Minnesota 01/03/21
Rebounds	9 at Iowa 12/05/20, vs Illinois 02/06/22
Assists	9 vs Illinois 02/06/22
Steals	6 vs Western Ill. 11/29/20
Blocks	4 vs Valparaiso 12/20/20
FG Made	10 vs Minnesota 01/03/21
FG Attempts	22 at Bradley 11/19/21
3FG Made	5 vs Valparaiso 12/20/20, vs Minnesota 01/03/21
3FG Attempts	9 at Minnesota 01/30/22, at Northwestern 12/05/21
FT Made	10 vs Chicago St. 11/22/21
FT Attempts	14 vs Chicago St. 11/22/21

10 | HALLE DOUGLASS

Freshman | Forward | 6-1  
Lake Forest, Ill. | Lake Forest



Twitter: @halledouglass | Instagram: halledouglass\_



**Of Note:** Parents are both UW graduates ... her father Billy was a guard for the Badgers from 1988-92, serving as team co-captain in 1991-92

**2021-22:** Missed the first two games of the season with a lower leg injury ... has played in 23 games, starting the last 15 a row, averaging 25.2 minutes per game ... scored a career-high 18 points vs. Michigan State (Feb. 16), shooting a school record 6-6 from 3-point range and a career-best 7-8 (85.7%) from the field ... has scored in double figures in five games ... hit a career-best 4-4 from the free-throw line vs. Virginia Tech (Dec. 1) and vs. Minnesota (Jan. 12) ... averaging 5.5 points per game ... pulled down a career-high nine rebounds vs. ISU and equaled that at Minnesota (Jan. 30) ... averaging 3.7 rebounds per game ... averaging 1.7 assists per game ... dished off a career-high five assists vs. Penn State (Jan. 23) ... had a career-high five steals at Rutgers (Jan. 16) ... averaging 1.0 steals per game ... tied her career high with one block in five games

GAME-BY-GAME STATISTICS

Opponent	Date	GS	MIN	Total		3-Pointers		Free throws		Rebounds				PF	A	TO	BLK	STL	PTS	AVG	
				FG-FGA	PCT	3FG-3FGA	PCT	FT-FTA	PCT	OFF	DEF	TOT	AVG								
at Bradley	11/19/2021	*	38:14	7-22	.318	2-6	.333	1-1	1.000	4	4	8	8.0	4	6	2	0	2	17	17.0	
Chicago St.	11/22/2021	*	32:55	2-8	.250	1-5	.200	10-14	.714	0	0	0	4.0	5	2	3	0	1	15	16.0	
at Milwaukee	11/24/2021	*	39:14	8-16	.500	2-5	.400	1-1	1.000	1	1	2	3.3	2	5	2	1	3	19	17.0	
vs Boise St.	11/27/2021	*	33:16	5-15	.333	3-7	.429	2-2	1.000	1	6	7	4.3	1	8	1	1	0	15	16.5	
at Colorado	11/28/2021	*	37:14	4-12	.333	2-7	.286	0-.000	.000	0	2	2	3.8	1	1	5	2	3	10	15.2	
Virginia Tech	12/01/2021	*	33:38	4-12	.333	1-7	.143	2-2	1.000	0	2	2	3.5	4	2	1	0	2	11	14.5	
at Northwestern	12/05/2021	*	36:08	4-15	.267	1-9	.111	3-4	.750	0	6	6	3.9	1	3	7	0	1	12	14.1	
Michigan	12/09/2021	*	35:09	8-16	.500	3-6	.500	2-2	1.000	2	1	3	3.8	1	4	3	0	0	21	15.0	
Green Bay	12/12/2021	*	39:09	5-12	.417	2-5	.400	2-4	.500	1	5	6	4.0	3	5	3	2	2	14	14.9	
Illinois St.	12/16/2021	*	34:21	4-14	.286	2-6	.333	0-0	.000	0	3	3	3.9	0	2	2	2	1	10	14.4	
Indiana	01/05/2022	*	30:35	6-12	.500	3-7	.429	0-0	.000	1	3	4	3.9	4	1	3	0	2	15	14.5	
at Illinois	01/09/2022	*	38:31	6-20	.300	2-8	.250	0-0	.000	1	2	3	3.8	3	1	4	1	2	14	14.4	
Minnesota	01/12/2022	*	37:28	8-21	.381	1-4	.250	1-2	.500	1	4	5	3.9	4	4	1	0	1	18	14.7	
at Rutgers	01/16/2022	*	37:49	5-12	.417	0-4	.000	3-4	.750	1	2	3	3.9	2	2	2	1	3	13	14.6	
at Michigan	01/20/2022	*	32:06	3-12	.250	1-4	.250	0-0	.000	1	1	2	3.7	1	0	2	0	0	7	14.1	
Penn St.	01/23/2022	*	39:26	9-17	.529	2-6	.333	3-4	.750	0	2	2	3.6	2	3	4	0	2	23	14.6	
at Nebraska	01/27/2022	*	34:28	5-16	.313	2-8	.250	0-0	.000	1	5	6	3.8	2	0	4	0	2	12	14.5	
at Minnesota	01/30/2022	*	38:32	4-18	.222	2-9	.222	2-2	1.000	1	3	4	3.8	4	2	2	0	2	12	14.3	
Iowa	02/03/2022	*	34:38	6-15	.400	1-6	.167	0-0	.000	1	3	4	3.8	2	1	3	0	1	13	14.3	
Illinois	02/06/2022	*	39:11	5-12	.417	3-5	.600	0-0	.000	1	8	9	4.1	1	9	2	2	1	13	14.2	
at Maryland	02/09/2022	*	36:33	4-12	.333	1-4	.250	0-0	.000	3	2	5	4.1	3	3	7	0	1	9	14.0	
Purdue	02/13/2022	*	36:24	6-13	.462	2-5	.400	1-2	.500	1	3	4	4.1	3	0	1	1	1	15	14.0	
Michigan St.	02/16/2022	*	39:43	5-11	.455	1-4	.250	0-0	.000	0	1	1	4.0	4	5	3	0	1	11	13.9	
at Ohio St.	02/20/2022	*	38:40	4-11	.364	2-4	.500	1-1	1.000	1	7	8	4.1	2	2	3	0	1	11	13.8	
Totals			24	873:21	127-344	.369	42-141	.298	34-45	.756	23	76	99	4.1	60	71	70	13	35	330	13.8

Player Averages

Games Played	Minutes/game	Points/game	FG Pct	3FG Pct	FT Pct	Rebounds/game	Assists/game	Turnovers/game	Assist/Turnover ratio	Steals/game	Blocks/game
24	36.4	13.8	36.9	29.8	75.6	4.1	3.0	2.9	1.0	1.5	0.5

CAREER STATISTICS

			Field Goals		3-Point		F-Throws		Rebounds				Scoring								
SEASON	TEAM	GP-GS	MIN	AVG	FG-FGA	FG%	3FG-3FGA	3FG%	FT-FTA	FT%	OFF	DEF	TOT	AVG	PF-FO	A	TO	BLK	STL	PTS	AVG
2020-21	Wisc	19-1	339	17.8	15-53	.283	6-22	.273	10-13	.769	9	28	37	1.9	29-0	30	29	4	6	46	2.4
2021-22	Wisc	23-15	580	25.2	45-114	.395	19-52	.365	17-26	.654	20	65	85	3.7	41-1	39	34	5	22	126	5.5
TOTAL		42-16	919	21.9	60-167	.359	25-74	.338	27-39	.692	29	93	122	2.9	70-1	69	63	9	28	172	4.1

Single Game Highs

Statistic	Value
Points	18 vs Michigan St. 02/16/22
Rebounds	9 vs Illinois St. 12/16/21, at Minnesota 01/30/22
Assists	5 vs Penn St. 01/23/22
Steals	5 at Rutgers 01/16/22
Blocks	1 9 times
FG Made	6 vs Michigan St. 02/16/22
FG Attempts	12 vs Indiana 01/05/22
3FG Made	6 vs Michigan St. 02/16/22
3FG Attempts	6 vs Indiana 01/05/22, vs Michigan St. 02/16/22
FT Made	4 vs Virginia Tech 12/01/21, at Northwestern 12/05/21, vs Minnesota 01/12/22
FT Attempts	5 at Northwestern 12/05/21



14 | KRYSTYNA ELLEW

Freshman | Guard | 5-10  
Chicago, Ill. | Taft



Twitter: @KrystynaEllew | Instagram: t.ellew



**2020-21:** Has played in all 26 games, starting 12, including the last six in a row, averaging 20.4 minutes per game ... started her first game as a Badger vs. St. Thomas (Nov. 10) ... scored 29 points vs. the Tommies, which ties for fifth on the UW freshman single-game record list and is a Big Ten record for most points scored in a career opener by a women's basketball player ... ranks fourth on the team with 7.5 points per game ... has scored in double figures in eight games, including the alst three games in a row ... ties for second on the team with 33 3-pointers made ... shooting a team-best 81.6% (31-38) from the free-throw line ... shot career best of 8-8 for the charity stripe vs. St. Thomas and vs. Michigan (Dec. 9) ... adds 3.1 rebounds per game ... recorded a career-high nine rebounds vs. Green Bay (Dec. 12) ... had a career-high two steals vs. Boise State (Nov. 27) and at Rutgers (Jan. 16) ... had a career-high five assists vs. Penn State (Jan. 23)

GAME-BY-GAME STATISTICS

Opponent	Date	GS	MIN	Total		3-Pointers		Free throws		Rebounds				PF	A	TO	BLK	STL	PTS	AVG
				FG-FGA	PCT	3FG-3FGA	PCT	FT-FTA	PCT	OFF	DEF	TOT	AVG							
St. Thomas (MN)	11/10/2021	*	34:47	9-15	.600	3-5	.600	8-8	1.000	2	3	5	5.0	2	0	2	1	1	29	29.0
NJIT	11/14/2021	*	29:20	0-6	.000	0-3	.000	0-0	.000	3	4	7	6.0	3	1	1	0	0	0	14.5
at Bradley	11/19/2021	*	16:13	1-3	.333	1-2	.500	0-0	.000	0	1	1	4.3	1	0	0	0	0	3	10.7
Chicago St.	11/22/2021	*	16:30	1-7	.143	1-3	.333	1-2	.500	0	2	2	3.8	2	0	1	0	0	4	9.0
at Milwaukee	11/24/2021		19:27	1-5	.200	0-1	.000	2-2	1.000	2	0	2	3.4	3	1	1	0	0	4	8.0
vs Boise St.	11/27/2021		17:21	2-7	.286	1-3	.333	0-0	.000	1	4	5	3.7	1	1	0	0	2	5	7.5
at Colorado	11/28/2021		16:27	1-7	.143	0-5	.000	0-0	.000	0	2	2	3.4	2	0	2	0	0	2	6.7
Virginia Tech	12/01/2021		18:56	2-6	.333	1-2	.500	2-2	1.000	0	4	4	3.5	1	0	0	0	0	7	6.8
at Northwestern	12/05/2021		06:00	0-0	.000	0-0	.000	0-0	.000	0	1	1	3.2	0	1	1	0	0	0	6.0
Michigan	12/09/2021		26:33	4-6	.667	2-4	.500	8-8	1.000	1	5	6	3.5	0	0	2	0	0	18	7.2
Green Bay	12/12/2021	*	37:42	8-19	.421	5-12	.417	0-0	.000	1	8	9	4.0	2	0	1	0	0	21	8.5
Illinois St.	12/16/2021		09:51	0-2	.000	0-1	.000	0-0	.000	0	3	3	3.9	1	0	2	0	0	0	7.8
Indiana	01/05/2022		19:34	2-9	.222	1-5	.200	0-0	.000	0	1	1	3.7	2	0	2	0	1	5	7.5
at Illinois	01/09/2022	*	26:27	3-9	.333	1-4	.250	0-0	.000	1	1	2	3.6	3	0	2	0	0	7	7.5
Minnesota	01/12/2022		31:40	7-16	.438	4-8	.500	1-3	.333	3	3	6	3.7	2	1	0	0	1	19	8.3
at Rutgers	01/16/2022		10:06	2-4	.500	0-1	.000	0-0	.000	1	1	2	3.6	0	0	0	0	2	4	8.0
at Michigan	01/20/2022		14:59	2-4	.500	0-0	.000	2-3	.667	0	0	0	3.4	1	0	0	0	0	6	7.9
Penn St.	01/23/2022		02:33	0-2	.000	0-1	.000	0-0	.000	0	1	1	3.3	0	0	1	0	0	0	7.4
at Nebraska	01/27/2022		07:53	1-2	.500	1-2	.500	0-0	.000	0	1	1	3.2	0	0	1	0	0	3	7.2
at Minnesota	01/30/2022		03:46	0-0	.000	0-0	.000	0-0	.000	0	1	1	3.1	0	0	0	0	0	0	6.9
Iowa	02/03/2022	*	35:33	5-14	.357	2-6	.333	1-1	1.000	2	2	4	3.1	2	1	3	0	0	13	7.1
Illinois	02/06/2022	*	18:01	1-5	.200	0-3	.000	1-3	.333	0	1	1	3.0	2	1	3	0	1	3	7.0
at Maryland	02/09/2022	*	10:25	0-3	.000	0-0	.000	0-0	.000	0	0	0	2.9	2	0	3	0	0	0	6.7
Purdue	02/13/2022	*	29:14	4-13	.308	3-6	.500	0-0	.000	0	7	7	3.0	1	0	3	0	1	11	6.8
Michigan St.	02/16/2022	*	34:39	6-13	.462	5-8	.625	2-2	1.000	1	0	1	3.0	3	3	5	0	1	19	7.3
at Ohio St.	02/20/2022	*	36:50	3-11	.273	2-4	.500	3-4	.750	3	3	6	3.1	3	0	2	0	0	11	7.5
Totals			12 530:48	65-188	.346	33-89	.371	31-38	.816	21	59	80	3.1	39	10	38	1	10	194	7.5

Player Averages

Games Played	Minutes/game	Points/game	FG Pct	3FG Pct	FT Pct	Rebounds/game	Assists/game	Turnovers/game	Assist/Turnover ratio	Steals/game	Blocks/game
26	20.4	7.5	34.6	37.1	81.6	3.1	0.4	1.5	0.3	0.4	0.0

CAREER STATISTICS

SEASON TEAM	GP-GS	MIN/AVG	Field Goals		3-Point		F-Throws		Rebounds				PF-FO	A	TO	BLK	STL	Scoring	
			FG-FGA	FG%	3FG-3FGA	3FG%	FT-FTA	FT%	OFF	DEF	TOT	AVG						PTS	AVG
2021-22 Wisc	26-12	531/20.4	65-188	.346	33-89	.371	31-38	.816	21	59	80	3.1	39-0	10	38	1	10	194	7.5
TOTAL	26-12	531/20.4	65-188	.346	33-89	.371	31-38	.816	21	59	80	3.1	39-0	10	38	1	10	194	7.5

Single Game Highs

Statistic	Value
Points	29 vs St. Thomas (MN) 11/10/21
Rebounds	9 vs Green Bay 12/12/21
Assists	3 vs Michigan St. 02/16/22
Steals	2 at Rutgers 01/16/22, vs Boise St. 11/27/21
Blocks	1 vs St. Thomas (MN) 11/10/21
FG Made	9 vs St. Thomas (MN) 11/10/21
FG Attempts	19 vs Green Bay 12/12/21
3FG Made	5 vs Green Bay 12/12/21, vs Michigan St. 02/16/22
3FG Attempts	12 vs Green Bay 12/12/21
FT Made	8 vs St. Thomas (MN) 11/10/21, vs Michigan 12/09/21
FT Attempts	8 vs St. Thomas (MN) 11/10/21, vs Michigan 12/09/21



23 | LEXI DUCKETT

RS Sophomore | Guard | 5-11  
Daytona Beach, Fla. | Father Lopez | UNC



Twitter: @L3xxi\_11 | Instagram: lexiduckett



**Of Note:** Transfer from North Carolina in January 2020 ... missed the 2020-21 season with a knee injury

**2021-22:** Has played in 14 games, averaging 6.4 minutes per game ... played her first game as a Badger vs. St. Thomas (Nov. 10) ... scored three points, shooting 1-2 from 3-point range vs. the Tommies ... averaging 0.9 points per game ... played a career-high 30 minutes vs. Chicago State (Nov. 22), tying her career high with six points ... shot a career-best 2-5 from 3-point range vs. the Cougars ... also dished off a career-high two assists vs. CSU ... shot a career-best 2-3 from the free-throw line at Colorado (Nov. 28)

GAME-BY-GAME STATISTICS

Opponent	Date	GS	MIN	Total		3-Pointers		Free throws		Rebounds				PF				PTS			
				FG-FA	PCT	3FG-3FA	PCT	FT-FTA	PCT	OFF	DEF	TOT	AVG	A	TO	BLK	STL	PTS	AVG		
St. Thomas (MN)	11/10/2021		08:48	1-3	.333	1-2	.500	0-0	.000	0	0	0	0.0	0	0	0	0	0	3	3.0	
NJIT	11/14/2021		04:06	0-1	.000	0-0	.000	0-0	.000	0	0	0	0.0	1	0	0	0	0	0	1.5	
at Bradley	11/19/2021		01:23	0-0	.000	0-0	.000	0-0	.000	0	0	0	0.0	0	0	0	0	0	0	1.0	
Chicago St.	11/22/2021		30:07	2-5	.400	2-5	.400	0-0	.000	1	1	2	0.5	2	2	0	1	1	6	2.3	
at Milwaukee	11/24/2021		04:42	1-1	1.000	0-0	.000	0-0	.000	0	0	0	0.4	0	0	0	0	0	2	2.2	
vs Boise St.	11/27/2021		14:30	0-3	.000	0-2	.000	0-0	.000	1	0	1	0.5	0	0	2	0	0	0	1.8	
at Colorado	11/28/2021		06:42	0-1	.000	0-1	.000	2-3	.667	1	0	1	0.6	0	0	1	0	1	2	1.9	
Virginia Tech	12/01/2021		02:01	0-1	.000	0-0	.000	0-0	.000	0	0	0	0.5	1	0	1	0	0	0	1.6	
Green Bay	12/12/2021		03:54	0-0	.000	0-0	.000	0-0	.000	0	2	2	0.7	1	0	1	0	0	0	1.4	
at Illinois	01/09/2022		00:46	0-0	.000	0-0	.000	0-0	.000	0	0	0	0.6	0	0	0	0	0	0	1.3	
at Michigan	01/20/2022		02:50	0-1	.000	0-1	.000	0-0	.000	0	0	0	0.5	0	0	0	0	0	0	1.2	
at Nebraska	01/27/2022		01:15	0-0	.000	0-0	.000	0-0	.000	0	0	0	0.5	0	0	0	0	0	0	1.1	
Iowa	02/03/2022		01:58	0-0	.000	0-0	.000	0-0	.000	0	0	0	0.5	0	0	1	0	0	0	1.0	
Michigan St.	02/16/2022		00:07	0-0	.000	0-0	.000	0-0	.000	0	0	0	0.4	0	0	1	0	0	0	0.9	
Totals		0	83:09	4-16	.250	3-11	.273	2-3	.667	3	3	6	0.4	5	2	7	1	2	13	0.9	

Player Averages

Games Played	Minutes/game	Points/game	FG Pct	3FG Pct	FT Pct	Rebounds/game	Assists/game	Turnovers/game	Assist/Turnover ratio	Steals/game	Blocks/game
14	5.9	0.9	25.0	27.3	66.7	0.4	0.1	0.5	0.3	0.1	0.1

CAREER STATISTICS

		Field Goals				3-Point		F-Throws		Rebounds								Scoring		
SEASON	TEAM	GP-GS	MIN/AVG	FG-FGA	FG%	3FG-3FGA	3FG%	FT-FTA	FT%	OFF	DEF	TOT	AVG	PF-FO	A	TO	BLK	STL	PTS	AVG
2019-20	UNC	17-0	76/4.5	6-26	.231	2-10	.200	3-7	.429	4	6	10	0.6	10-0	1	2	0	4	17	1.0
2021-22	Wisc	14-0	83/5.9	4-16	.250	3-11	.273	2-3	.667	3	3	6	0.4	5-0	2	7	1	2	13	0.9
TOTAL FOR Wisc		14-0	83/5.9	4-16	.250	3-11	.273	2-3	.667	3	3	6	0.4	5-0	2	7	1	2	13	0.9
TOTAL		31-0	160/5.1	10-42	.238	5-21	.238	5-10	.500	7	9	16	0.5	15-0	3	9	1	6	30	1.0

Single Game Highs

Statistic	Value
Points	6 vs N.C. Central 12/08/19, vs Chicago St. 11/22/21
Rebounds	4 vs Illinois 12/05/19
Assists	2 vs Chicago St. 11/22/21
Steals	2 vs N.C. Central 12/08/19
Blocks	1 vs Chicago St. 11/22/21
FG Made	2 vs N.C. Central 12/08/19, vs UNCW 12/20/19, vs Chicago St. 11/22/21
FG Attempts	6 vs N.C. Central 12/08/19
3FG Made	2 vs Chicago St. 11/22/21
3FG Attempts	5 vs Chicago St. 11/22/21
FT Made	2 at Colorado 11/28/21
FT Attempts	3 at Colorado 11/28/21

24 | NATALIE LEUZINGER

Sophomore | Guard | 5-8  
Monroe, Wis. | Black Hawk



Twitter: @leuzinger24 | Instagram: natalie\_leuzinger\_424



**2021-22:** Has played in 13 games, averaging 4.9 minutes per game ... played a season-high 11 minutes at Maryland (Feb. 9) ... scored a career-high three points at Illinois (Jan. 9) , shooting 1-3 from 3-point range ... also had her first career assist at Illinois and tied that vs. Purdue (Feb. 13) ... pulled down a career-high one rebound at Michigan (Jan. 30) and vs. Illinois (Feb. 6) ... recorded her first career steals at Ohio State (Feb. 20)

GAME-BY-GAME STATISTICS

Opponent	Date	GS	MIN	Total		3-Pointers		Free throws		Rebounds				PF	A	TO	BLK	STL	PTS	AVG
				FG-FGA	PCT	3FG-3FGA	PCT	FT-FTA	PCT	OFF	DEF	TOT	AVG							
vs Boise St.	11/27/2021		03:01	0-0	.000	0-0	.000	0-0	.000	0	0	0	0.0	1	0	1	0	0	0	0.0
at Colorado	11/28/2021		00:40	0-0	.000	0-0	.000	0-0	.000	0	0	0	0.0	0	0	0	0	0	0	0.0
Indiana	01/05/2022		01:36	0-0	.000	0-0	.000	0-0	.000	0	0	0	0.0	0	0	0	0	0	0	0.0
at Illinois	01/09/2022		10:25	1-3	.333	1-3	.333	0-0	.000	0	0	0	0.0	3	1	0	0	0	3	0.8
Minnesota	01/12/2022		02:32	0-0	.000	0-0	.000	0-0	.000	0	0	0	0.0	0	0	0	0	0	0	0.6
at Michigan	01/20/2022		03:51	0-0	.000	0-0	.000	0-0	.000	0	1	1	0.2	0	0	0	0	0	0	0.5
at Nebraska	01/27/2022		05:49	0-0	.000	0-0	.000	0-0	.000	0	0	0	0.1	0	0	1	0	0	0	0.4
Iowa	02/03/2022		05:53	0-1	.000	0-1	.000	0-0	.000	0	0	0	0.1	1	0	0	0	0	0	0.4
Illinois	02/06/2022		05:29	0-0	.000	0-0	.000	0-0	.000	0	1	1	0.2	1	0	0	0	0	0	0.3
at Maryland	02/09/2022		10:31	0-1	.000	0-0	.000	0-0	.000	0	0	0	0.2	0	0	0	0	0	0	0.3
Purdue	02/13/2022		09:06	0-0	.000	0-0	.000	0-0	.000	0	0	0	0.2	1	1	0	0	0	0	0.3
Michigan St.	02/16/2022		00:15	0-0	.000	0-0	.000	0-0	.000	0	0	0	0.2	0	0	0	0	0	0	0.3
at Ohio St.	02/20/2022		04:30	0-0	.000	0-0	.000	0-0	.000	0	0	0	0.2	1	0	1	0	1	0	0.2
Totals		0	63:37	1-5	.200	1-4	.250	0-0	.000	0	2	2	0.2	8	2	3	0	1	3	0.2

Player Averages

Games Played	Minutes/game	Points/game	FG Pct	3FG Pct	FT Pct	Rebounds/game	Assists/game	Turnovers/game	Assist/Turnover ratio	Steals/game	Blocks/game
13	4.9	0.2	20.0	25.0	0.0	0.2	0.2	0.2	0.7	0.1	0.0

CAREER STATISTICS

			Field Goals		3-Point		F-Throws		Rebounds								Scoring			
SEASON	TEAM	GP-GS	MIN/AVG	FG-FGA	FG%	3FG-3FGA	3FG%	FT-FTA	FT%	OFF	DEF	TOT	AVG	PF-FO	A	TO	BLK	STL	PTS	AVG
2020-21	Wisc	11-0	19/1.7	0-6	.000	0-2	.000	2-2	1.000	0	0	0	0.0	0-0	0	0	0	0	2	0.2
2021-22	Wisc	13-0	64/4.9	1-5	.200	1-4	.250	0-0	.000	0	2	2	0.2	8-0	2	3	0	1	3	0.2
TOTAL		24-0	82/3.4	1-11	.091	1-6	.167	2-2	1.000	0	2	2	0.1	8-0	2	3	0	1	5	0.2

Single Game Highs

Statistic	Value
Points	3 at Illinois 01/09/22
Rebounds	1 at Michigan 01/20/22, vs Illinois 02/06/22
Assists	1 vs Purdue 02/13/22, at Illinois 01/09/22
Steals	1 at Ohio St. 02/20/22
FG Made	1 at Illinois 01/09/22
FG Attempts	3 at Illinois 01/09/22
3FG Made	1 at Illinois 01/09/22
3FG Attempts	3 at Illinois 01/09/22
FT Made	2 at Northwestern 02/20/21
FT Attempts	2 at Northwestern 02/20/21

40 | TARA STAUFFACHER

Junior | Forward | 5-11  
Columbus, Wis. | Beaver Dam High School



Twitter: @TaraStauffacher | Instagram: tara\_stauffacher



Honors: 2021 Academic All-Big Ten

**Of Note:** Earned her first career start at Penn State (Feb. 7, 2021) ... ranked as the No. 1 player in the state of Wisconsin by MaxPreps.com ... scored the most 3-pointers in school history ... aided Beaver Dam High School to three-straight Wisconsin State Championships

**2021-22:** Has played in all 26 games, averaging 12.8 minutes per game ... averaging 2.2 points per game ... tied her career high with nine points vs. Illinois (Feb. 6), shooting 4-5 (80%) from the field, including 1-2 (50%) from 3-point range ... adds 1.6 rebounds per game ... pulled down a season-high five rebounds at Illinois (Jan. 9) ... had a season-high three assists vs. Michigan State (Feb. 16) ... had a career-high three steals vs. Green Bay (Dec. 12) ... tied her career high with one block vs. Illinois

GAME-BY-GAME STATISTICS

Opponent	Date	GS	MIN	Total		3-Pointers		Free throws		Rebounds				PF	A	TO	BLK	STL	PTS	AVG
				FG-FGA	PCT	3FG-3FGA	PCT	FT-FTA	PCT	OFF	DEF	TOT	AVG							
St. Thomas (MN)	11/10/2021		15:07	2-5	.400	0-1	.000	0-0	.000	1	0	1	1.0	1	1	0	0	0	4	4.0
NJIT	11/14/2021		23:55	2-4	.500	1-3	.333	0-0	.000	1	0	1	1.0	1	0	1	0	0	5	4.5
at Bradley	11/19/2021		07:47	0-2	.000	0-2	.000	0-0	.000	0	3	3	1.7	3	0	1	0	0	0	3.0
Chicago St.	11/22/2021		16:57	2-2	1.000	0-0	.000	0-0	.000	1	2	3	2.0	1	0	0	0	1	4	3.3
at Milwaukee	11/24/2021		12:00	1-3	.333	0-2	.000	0-0	.000	3	1	4	2.4	3	2	1	0	0	2	3.0
vs Boise St.	11/27/2021		16:08	1-3	.333	0-2	.000	1-2	.500	3	0	3	2.5	2	0	0	0	0	3	3.0
at Colorado	11/28/2021		12:42	2-4	.500	2-4	.500	0-0	.000	0	1	1	2.3	1	1	1	0	0	6	3.4
Virginia Tech	12/01/2021		08:19	0-1	.000	0-0	.000	0-0	.000	0	2	2	2.3	1	0	0	0	0	0	3.0
at Northwestern	12/05/2021		00:43	0-0	.000	0-0	.000	0-0	.000	0	0	0	2.0	0	0	0	0	0	0	2.7
Michigan	12/09/2021		09:57	2-4	.500	2-3	.667	0-0	.000	0	1	1	1.9	3	0	0	0	0	6	3.0
Green Bay	12/12/2021		15:12	0-1	.000	0-1	.000	0-0	.000	1	2	3	2.0	1	0	4	0	3	0	2.7
Illinois St.	12/16/2021		15:44	1-2	.500	1-1	1.000	2-2	1.000	0	1	1	1.9	0	1	0	0	1	5	2.9
Indiana	01/05/2022		04:52	0-1	.000	0-0	.000	0-0	.000	0	0	0	1.8	1	1	0	0	0	0	2.7
at Illinois	01/09/2022		25:35	1-4	.250	0-3	.000	0-0	.000	1	4	5	2.0	1	1	2	0	0	2	2.6
Minnesota	01/12/2022		14:48	1-4	.250	0-2	.000	0-0	.000	1	0	1	1.9	0	1	0	0	0	2	2.6
at Rutgers	01/16/2022		02:52	1-2	.500	1-1	1.000	0-0	.000	0	0	0	1.8	0	0	0	0	0	3	2.6
at Michigan	01/20/2022		19:13	1-6	.167	1-4	.250	0-0	.000	1	0	1	1.8	0	0	0	0	0	3	2.6
Penn St.	01/23/2022		07:03	0-1	.000	0-1	.000	0-0	.000	1	0	1	1.7	1	0	2	0	0	0	2.5
at Nebraska	01/27/2022		14:13	0-5	.000	0-4	.000	0-0	.000	0	1	1	1.7	2	0	0	0	0	0	2.4
at Minnesota	01/30/2022		04:32	0-0	.000	0-0	.000	0-0	.000	0	0	0	1.6	0	0	0	0	0	0	2.3
Iowa	02/03/2022		03:39	0-0	.000	0-0	.000	0-0	.000	0	0	0	1.5	0	0	0	0	0	0	2.1
Illinois	02/06/2022		18:47	4-5	.800	1-2	.500	0-0	.000	0	1	1	1.5	1	1	0	1	0	9	2.5
at Maryland	02/09/2022		26:30	1-3	.333	0-1	.000	0-0	.000	1	0	1	1.5	2	1	0	0	1	2	2.4
Purdue	02/13/2022		11:43	0-3	.000	0-1	.000	0-0	.000	0	1	1	1.5	1	0	2	0	0	0	2.3
Michigan St.	02/16/2022		14:46	0-0	.000	0-0	.000	2-2	1.000	0	3	3	1.5	1	3	0	0	0	2	2.3
at Ohio St.	02/20/2022		10:46	0-0	.000	0-0	.000	0-0	.000	0	3	3	1.6	1	0	2	0	0	0	2.2
Totals		0	333:50	22-65	.338	9-38	.237	5-6	.833	15	26	41	1.6	28	13	16	1	6	58	2.2

Player Averages

Games Played	Minutes/game	Points/game	FG Pct	3FG Pct	FT Pct	Rebounds/game	Assists/game	Turnovers/game	Assist/Turnover ratio	Steals/game	Blocks/game
26	12.8	2.2	33.8	23.7	83.3	1.6	0.5	0.6	0.8	0.2	0.0

CAREER STATISTICS

SEASON TEAM	GP-GS	MIN/AVG	Field Goals		3-Point		F-Throws		Rebounds				PF-FO	A	TO	BLK	STL	Scoring	
			FG-FGA	FG%	3FG-3FGA	3FG%	FT-FTA	FT%	OFF	DEF	TOT	AVG						PTS	AVG
2019-20 Wisc	30-0	345/11.5	18-57	.316	6-28	.214	21-25	.840	19	36	55	1.8	30-0	13	15	0	5	63	2.1
2020-21 Wisc	24-3	398/16.6	21-66	.318	14-47	.298	9-12	.750	13	32	45	1.9	31-0	6	13	2	5	65	2.7
2021-22 Wisc	26-0	334/12.8	22-65	.338	9-38	.237	5-6	.833	15	26	41	1.6	28-0	13	16	1	6	58	2.2
TOTAL	80-3	1078/13.5	61-188	.324	29-113	.257	35-43	.814	47	94	141	1.8	89-0	32	44	3	16	186	2.3

Single Game Highs

Statistic	Value
Points	9 vs North Dakota 12/13/20, vs Illinois 02/06/22
Rebounds	10 vs Eastern Ill. 11/26/19
Assists	3 vs Michigan St. 02/16/22
Steals	3 vs Green Bay 12/12/21
Blocks	1 vs Indiana 02/24/21, vs Northwestern 01/06/21, vs Illinois 02/06/22
FG Made	4 vs Illinois 02/06/22
FG Attempts	7 vs North Florida 11/05/19
3FG Made	3 vs North Dakota 12/13/20
3FG Attempts	5 vs Michigan 01/14/21, vs North Dakota 12/13/20
FT Made	4 vs Ball St. 11/29/19
FT Attempts	4 vs Milwaukee 11/17/19, vs Ball St. 11/29/19, at Nebraska 01/28/21



41 | SARA STAPLETON

Junior | Forward/Center | 6-3  
Blaine, Minn. | Centennial High School



Twitter: @StapletonSara | Instagram: sarastapletonn



**Honors:** 2021 Academic All-Big Ten

**Of Note:** Ranked No. 24 among post players by Prospect Nation ... also ranked as the No. 18 post by ESPN Hoop Gurlz ... member of the 2019 Minnesota State Class AAAA All-Tournament team ... named to the 2018-19 Minnesota Miss Basketball Watch List by Breakdown Sports ... named to the all-tournament team at the 2017 Battle in the Boro and 2017 USJN Windy City

**2021-22:** Has played in 25 games, starting 11, averaging 14.1 minutes per game ... tied her career high with 16 points vs. NJIT (Nov. 14), shooting 60% (6-10) from the field ... added 15 points vs. Virginia Tech (Dec. 1) ... shot career highs of 5-5 from the free-throw line vs. the Hokies ... hit 4-4 from the charity stripe at Rutgers (Jan. 16) ... averages 4.2 points per game ... averages 2.3 rebounds per game ... had a season-high six rebounds in two games ... had a career-high three steals at Bradley (Nov. 19) ... had a career-high four blocks vs. Iowa (Feb. 3) ... leads the team and ties for 19th in the Big Ten with 0.7 blocks per game

GAME-BY-GAME STATISTICS

Opponent	Date	GS	MIN	Total		3-Pointers		Free throws		Rebounds				PF	A	TO	BLK	STL	PTS	AVG
				FG-FGA	PCT	3FG-3FGA	PCT	FT-FTA	PCT	OFF	DEF	TOT	AVG							
St. Thomas (MN)	11/10/2021	*	12:03	0-1	.000	0-0	.000	1-2	.500	0	2	2	2.0	3	0	2	0	0	1	1.0
NJIT	11/14/2021	*	29:26	6-10	.600	0-0	.000	4-5	.800	2	4	6	4.0	2	1	6	1	1	16	8.5
at Bradley	11/19/2021	*	24:33	4-9	.444	0-0	.000	0-0	.000	2	3	5	4.3	4	0	2	1	3	8	8.3
Chicago St.	11/22/2021	*	06:19	0-2	.000	0-0	.000	0-0	.000	1	0	1	3.5	2	0	1	0	0	0	6.3
at Milwaukee	11/24/2021	*	15:59	3-6	.500	0-0	.000	3-4	.750	1	3	4	3.6	5	1	4	0	0	9	6.8
vs Boise St.	11/27/2021	*	21:58	3-7	.429	0-0	.000	1-4	.250	1	2	3	3.5	2	0	1	1	0	7	6.8
at Colorado	11/28/2021	*	17:18	3-5	.600	0-0	.000	0-0	.000	1	3	4	3.6	5	0	2	0	1	6	6.7
Virginia Tech	12/01/2021	*	23:54	5-7	.714	0-0	.000	5-5	1.000	2	3	5	3.8	4	0	2	0	0	15	7.8
at Northwestern	12/05/2021	*	29:23	2-7	.286	0-0	.000	2-2	1.000	2	4	6	4.0	4	1	5	2	0	6	7.6
Michigan	12/09/2021	*	20:48	4-8	.500	0-0	.000	0-1	.000	1	3	4	4.0	5	1	1	2	0	8	7.6
Green Bay	12/12/2021	*	19:22	1-4	.250	0-0	.000	2-2	1.000	2	1	3	3.9	2	0	2	2	0	4	7.3
Indiana	01/05/2022		11:25	2-3	.667	0-0	.000	1-3	.333	0	0	0	3.6	3	0	2	0	0	5	7.1
at Illinois	01/09/2022		10:32	1-2	.500	0-0	.000	0-0	.000	1	2	3	3.5	1	0	2	1	0	2	6.7
Minnesota	01/12/2022		15:12	1-3	.333	0-0	.000	1-2	.500	2	0	2	3.4	4	0	1	2	0	3	6.4
at Rutgers	01/16/2022		14:24	0-0	.000	0-0	.000	4-4	1.000	0	1	1	3.3	1	0	0	1	0	4	6.3
at Michigan	01/20/2022		16:55	1-2	.500	0-0	.000	0-0	.000	0	1	1	3.1	2	0	0	0	0	2	6.0
Penn St.	01/23/2022		00:41	0-0	.000	0-0	.000	0-0	.000	0	0	0	2.9	0	0	0	0	0	0	5.6
at Nebraska	01/27/2022		03:41	0-0	.000	0-0	.000	0-0	.000	0	0	0	2.8	0	0	0	0	0	0	5.3
at Minnesota	01/30/2022		07:49	1-2	.500	0-0	.000	0-0	.000	0	1	1	2.7	1	0	2	0	0	2	5.2
Iowa	02/03/2022		21:40	0-4	.000	0-0	.000	0-0	.000	0	3	3	2.7	1	0	0	4	1	0	4.9
Illinois	02/06/2022		07:35	1-1	1.000	0-0	.000	0-0	.000	0	0	0	2.6	2	0	1	0	0	2	4.8
at Maryland	02/09/2022		05:18	0-1	.000	0-0	.000	0-0	.000	1	0	1	2.5	1	0	1	0	0	0	4.5
Purdue	02/13/2022		01:13	0-0	.000	0-0	.000	0-0	.000	0	0	0	2.4	0	0	1	0	0	0	4.3
Michigan St.	02/16/2022		11:54	2-2	1.000	0-0	.000	2-2	1.000	0	0	0	2.3	0	0	0	1	0	6	4.4
at Ohio St.	02/20/2022		03:54	0-0	.000	0-0	.000	0-0	.000	0	1	1	2.3	0	0	0	0	0	0	4.2
Totals			11 353:14	40-86	.465	0-0	.000	26-36	.722	20	37	57	2.3	54	4	38	18	6	106	4.2

Player Averages

Games Played	Minutes/game	Points/game	FG Pct	3FG Pct	FT Pct	Rebounds/game	Assists/game	Turnovers/game	Assist/Turnover ratio	Steals/game	Blocks/game
25	14.1	4.2	46.5	0.0	72.2	2.3	0.2	1.5	0.1	0.2	0.7

CAREER STATISTICS

SEASON	TEAM	GP-GS	MIN/AVG	Field Goals		3-Point		F-Throws		Rebounds				Scoring						
				FG-FGA	FG%	3FG-3FGA	3FG%	FT-FTA	FT%	OFF	DEF	TOT	AVG	PF-FO	A	TO	BLK	STL	PTS	AVG
2019-20	Wisc	21-0	131/6.2	19-39	.487	0-0	.000	11-18	.611	16	22	38	1.8	19-0	2	13	12	3	49	2.3
2020-21	Wisc	21-18	379/18.1	60-127	.472	0-0	.000	17-22	.773	29	54	83	4.0	53-0	12	29	17	7	137	6.5
2021-22	Wisc	25-11	353/14.1	40-86	.465	0-0	.000	26-36	.722	20	37	57	2.3	54-3	4	38	18	6	106	4.2
TOTAL		67-29	863/12.9	119-252	.472	0-0	.000	54-76	.711	65	113	178	2.7	126-3	18	80	47	16	292	4.4

Single Game Highs

Statistic	Value
Points	16 vs North Dakota 12/13/20, vs NJIT 11/14/21
Rebounds	11 vs Western Ill. 11/29/20
Assists	2 at Minnesota 02/14/21, at Nebraska 01/28/21, vs North Dakota 12/13/20
Steals	3 at Bradley 11/19/21
Blocks	4 vs Iowa 02/03/22
FG Made	8 vs North Dakota 12/13/20
FG Attempts	15 vs Ohio St. 02/10/21
FT Made	5 vs Virginia Tech 12/01/21
FT Attempts	5 vs NJIT 11/14/21, vs Virginia Tech 12/01/21

## 2021-22 Record . . .

Overall:	7-19
Home:	5-9
Away:	1-10
Neutral:	1-0
Leads at halftime:	4-2
Trails at halftime:	3-14
Tied at halftime:	0-2
Against AP-ranked opponents:	0-6
Against unranked teams:	7-13
Big Ten:	4-12
Leads at halftime:	1-1
Trails at halftime:	3-11
Against AP-ranked opponents:	0-6
Against unranked teams:	4-6

More field goals than opponent:	5-2
Fewer field goals than opponent:	1-17
Same field goals as opponents:	1-0
Higher FG % than opponent:	6-4
Lower FG % than opponent:	1-14
Same FG % as opponent:	0-1
More 3-pt field goals than opponent:	5-4
Fewer 3-pt field goals than opponent:	1-12
Same 3-pt field goals as opponents:	0-3
Higher 3-pt FG% than opponent:	6-4
Lower 3-pt FG% than opponent:	1-13
More free throws than opponent:	4-3
Fewer free throws than opponent:	2-15
Same free throws as opponent:	1-1
Higher FT % than opponent:	4-5
Lower FT % than opponent:	3-13
Same FT% as opponent:	0-1
More rebounds than opponent:	2-12
Fewer rebounds than opponent:	4-16
Same rebounds as opponent:	1-1
More fouls than opponent:	1-11
Fewer fouls than opponent:	6-5
Same fouls as opponent:	0-3
More turnovers than opponent:	2-14
Fewer turnovers than opponent:	5-4
Same turnovers as opponent:	0-1
Scores 80-plus points:	0-1
Scores 70-79 points:	2-0
Scores 60-69 points:	3-5
Scores 50-59 points:	1-6
Scores less than 50 points:	1-7
Allows 80-plus points:	0-4
Allows 70-79 points:	0-7
Allows 60-69 points:	2-5
Allows less than 60 points:	5-2
UW shot 40% or better from field:	4-5
UW shot less than 40% from field:	3-14
Opponent shot 40% or better from field:	4-15
Opponent shot less than 40% from field:	3-4
UW bench outscores opponents' bench:	3-6
Opponent bench outscores UW's bench:	4-12
Same bench points as opponents:	0-1
On Sunday:	4-6
On Monday:	0-1
On Wednesday:	1-5
On Thursday:	1-4
On Friday:	0-1
On Saturday:	1-0

## Games are decided by:

Five points or less:	2-1
Six to 10 points:	1-4
More than 10 points:	4-14
No player scores in double digits:	0-0
One player scores in double digits:	0-1
Two players score in double digits:	3-7
Three players score in double digits:	1-8
Four players score in double digits:	3-0
Longest win streak:	1
Current win streak:	0
Longest losing streak:	5
Current losing streak:	2

## Charting the Badgers

## GAMES PLAYED

	2017-18	2018-19	2019-20	2020-21	2021-22	Total	Current Streak	Longest Streak
Katie Nelson	29*	29*	30*	15*	26	129/26	129/26	129/26
Tara Stauffacher	—	—	30	24	26	80	47	47
Julie Pospíšilová	—	—	31	23	24	78	24	44
Sydney Hilliard	—	—	29	24	18	71	0	58
Sara Stapleton	—	—	21	21	25	67	14	25
Brooke Schramek	—	—	—	21	26	47	43	43
Halle Douglass	—	—	—	19	23	42	23	23
Lexi Duckett	—	—	—	17 #	14	31	0	8
Krystyna Ellew	—	—	—	—	26	26	26	26
Natalie Leuzinger	—	—	—	11	13	24	6	6

## GAMES STARTED

	2017-18	2018-19	2019-20	2020-21	2021-22	Total	Current Streak	Longest Streak
Katie Nelson	29*	29*	30*	15*	26	129/26	129/26	129/26
Sydney Hilliard	—	—	23	24	18	65	0	55
Julie Pospíšilová	—	—	9	23	24	55	23	23
Sara Stapleton	—	—	0	18	11	29	0	16
Brooke Schramek	—	—	—	0	24	24	22	22
Halle Douglass	—	—	—	1	15	16	15	15
Krystyna Ellew	—	—	—	—	12	12	6	6
Tara Stauffacher	—	—	0	3	0	3	0	2

## DOUBLE-DIGIT SCORING

	2017-18	2018-19	2019-20	2020-21	2021-22	Total	Current Streak	Longest Streak
Katie Nelson	11*	15*	22*	9*	7	54	1	6
Sydney Hilliard	—	—	12	18	15	45	0	10
Julie Pospíšilová	—	—	4	6	22	32	3	15
Sara Stapleton	—	—	0	5	2	7	0	2
Brooke Schramek	—	—	—	0	10	10	0	5
Krystyna Ellew	—	—	—	—	8	8	3	3
Halle Douglass	—	—	—	0	5	5	0	1

## 20+ SCORING

	2017-18	2018-19	2019-20	2020-21	2021-22	Total	Current Streak	Longest Streak
Katie Nelson	1*	3*	4*	2*	1	10	0	2
Sydney Hilliard	—	—	1	7	1	9	0	3
Julie Pospíšilová	—	—	0	3	2	5	0	1
Krystyna Ellew	—	—	—	—	1	1	0	1

## DOUBLE-DIGIT REBOUNDED

	2017-18	2018-19	2019-20	2020-21	2021-22	Total	Current Streak	Longest Streak
Sydney Hilliard	—	—	2	0	0	2	0	1
Sara Stapleton	—	—	0	1	0	1	0	1
Tara Stauffacher	—	—	1	0	0	1	0	1

— Did not compete that season

Career/UW Totals

\* at Boston University

# at North Carolina

**LED TEAM IN SCORING**

	2017-18	2018-19	2019-20	2020-21	2021-22	Total
Sydney Hilliard	—	—	2	11	10	23
Katie Nelson	7^	7^	8^	4^	2	21
Julie Pospíšilová	—	—	2	3	9	14
Krystyna Ellew	—	—	—	—	6	6
Brooke Schramek	—	—	—	1	4	5

**LED TEAM IN REBOUNDING**

	2017-18	2018-19	2019-20	2020-21	2021-22	Total
Sydney Hilliard	—	—	3	4	6	13
Julie Pospíšilová	—	—	1	2	4	8
Katie Nelson	2^	0^	2^	1^	2	7
Halle Douglass	—	—	—	0	5	5
Brooke Schramek	—	—	—	0	5	5
Sara Stapleton	—	—	0	2	1	2
Krystyna Ellew	—	—	—	—	2	2
Tara Stauffacher	—	—	1	0	1	2

**LED TEAM IN ASSISTS**

	2017-18	2018-19	2019-20	2020-21	2021-22	Total
Katie Nelson	15^	23^	16^	11^	11	86
Sydney Hilliard	—	—	6	11	6	23
Julie Pospíšilová	—	—	5	10	8	23
Halle Douglass	—	—	—	1	3	4
Sara Stapleton	—	—	0	1	0	1
Brooke Schramek	—	—	—	0	1	1

**LED TEAM IN STEALS**

	2017-18	2018-19	2019-20	2020-21	2021-22	Total
Katie Nelson	10^	12^	8^	7^	11	48
Sydney Hilliard	—	—	10	5	8	23
Julie Pospíšilová	—	—	6	10	6	22
Halle Douglass	—	—	—	1	5	6
Tara Stauffacher	—	—	2	1	1	4
Sara Stapleton	—	—	0	2	1	3
Natalie Leuzinger	—	—	—	0	1	1

**LED TEAM IN BLOCKS**

	2017-18	2018-19	2019-20	2020-21	2021-22	Total
Julie Pospíšilová	—	—	5	9	9	23
Sara Stapleton	—	—	4	6	9	19
Brooke Schramek	—	—	—	0	7	7
Katie Nelson	2^	1^	0^	0^	2	5
Halle Douglass	—	—	—	2	2	4
Sydney Hilliard	—	—	2	1	0	3
Tara Stauffacher	—	—	—	1	0	1
Krystyna Ellew	—	—	—	—	1	1

— Did not compete that season

Includes ties

^ at Boston University

**CAREER DOUBLE-DOUBLES****Sydney Hilliard (Career—2/2021-22—0)**

21 points, 11 assists vs. Minnesota, 1/3/21

15 points, 11 rebounds vs. Prairie View, 12/20/19

**Sara Stapleton (Career—1/2021-22—0)**

11 points, 11 rebounds vs. Western Illinois, 11/29/20

**2020-21 STARTING LINEUPS**

Nelson, Ellew, Pospíšilová, Schramek, Douglass	2-5
Nelson, Hilliard, Pospíšilová, Schramek, Douglass	3-5
Nelson, Hilliard, Ellew, Schramek, Stapleton	1-1
Nelson, Hilliard, Pospíšilová, Stapleton, Schramek	1-5
Nelson, Hilliard, Ellew, Pospíšilová, Stapleton	0-2
Nelson, Ellew, Pospíšilová, Stapleton, Schramek	0-1
<b>6 Total</b>	<b>7-19</b>



Game Highs/Lows

WISCONSIN

GAME HIGHS

POINTS	81	MICHIGAN (12/9/21)
QUARTER POINTS	29	4TH MICHIGAN (12/9/21)
HALF POINTS	50	2ND MICHIGAN (12/9/21)
FG MADE	29	MICHIGAN (12/9/21)
FG ATTEMPTS	68	at Bradley (11/19/21)
FG %	.538 (28-52)	ILLINOIS STATE (12/16/21)
3 PT FG MADE	14 *	MICHIGAN STATE (2/15/22)
3 PT FG ATTEMPTS	30	at Illinois (1/9/22)
3 PT FG %	.500 (10-20)	ILLINOIS STATE (12/16/21)
FT MADE	24	CHICAGO STATE (11/22/21)
FT ATTEMPTS	36	CHICAGO STATE (11/22/21)
FT %	1.000 (10-10)	at Maryland (2/9/22)
REBOUNDS	39	at Bradley (11/19/21)
ASSISTS	21	ILLINOIS (2/6/22)
STEALS	15	at Rutgers (1/16/22)
BLOCKED SHOTS	8	IOWA (2/3/22)
TURNOVERS	26	at Maryland (2/9/22)
FOULS	25	CHICAGO STATE (11/22/21)

OPPONENT

GAME HIGHS

POINTS	93	MICHIGAN (12/9/21)
QUARTER POINTS	28	3RD MINNESOTA (1/12/22)
HALF POINTS	50	2ND MICHIGAN (12/9/21)
FG MADE	36	IOWA (2/3/22)
FG ATTEMPTS	67	MICHIGAN (12/9/21)
FG %	.590 (36-61)	IOWA (2/3/22)
3 PT FG MADE	10	at Illinois (1/9/22)
3 PT FG ATTEMPTS	27	at Illinois (1/9/22)
3 PT FG %	.474 (9-19)	MINNESOTA (1/12/22)
FT MADE	22	CHICAGO STATE (11/22/21)
FT ATTEMPTS	32	CHICAGO STATE (11/22/21)
FT %	1.000 (15-15)	at Minnesota (1/30/22)
REBOUNDS	45	at Illinois (1/9/22)
ASSISTS	21	IOWA (2/3/22)
STEALS	17	at Maryland (2/9/22)
BLOCKED SHOTS	8	IOWA (2/3/22)
	8	PENN STATE (1/23/22)
TURNOVERS	25	at Rutgers (1/16/22)
FOULS	30	CHICAGO STATE (11/22/21)

WISCONSIN

GAME LOWS

POINTS	42	at Ohio State (2/20/22)
QUARTER POINTS	2	1st vs PURDUE (2/13/22)
HALF POINTS	14	2nd at Illinois (1/9/22)
FG MADE	14	at Maryland (2/9/22)
FG ATTEMPTS	41	at Maryland (2/9/22)
FG %	.300 (15-50)	at Ohio State (2/20/22)
3 PT FG MADE	3 (4x)	MR at Michigan (1/20/22)
3 PT FG ATTEMPTS	14 (3x)	MR at Northwestern (12/5/21)
3 PT FG %	.136 (3-22)	at Nebraska (1/27/22)
FT MADE	2	at Colorado (11/28/21)
	2	at Illinois (1/9/22)
FT ATTEMPTS	4	3x; MR vs. Iowa (2/3/22)
FT %	.500 (2-4)	at Colorado (11/28/21)
	.500 (2-4)	at Illinois (1/9/22)
REBOUNDS	16 *	MICHIGAN STATE (2/16/22)
ASSISTS	8	at Rutgers (1/16/22)
	8	at Michigan (1/20/22)
	8	at Nebraska (1/27/22)
STEALS	2	MICHIGAN (12/9/21)
BLOCKED SHOTS	0	at Ohio State (2/20/22)
	0	at Minnesota (1/30/22)
TURNOVERS	10	CHICAGO STATE (11/22/21)
FOULS	10	IOWA (2/3/22)
	10	at Nebraska (1/22/22)

OPPONENT

GAME LOWS

POINTS	45	vs Boise State (11/27/21)
	45	at Rutgers (1/16/22)
QUARTER POINTS	8 (4x)	MR; 3rd vs PURDUE (2/13/22)
HALF POINTS	17	2nd vs PURDUE (2/13/22)
FG MADE	17	vs Boise State (11/27/21)
FG ATTEMPTS	40	at Rutgers (1/16/22)
FG %	.305 (18-59)	PURDUE (2/13/22)
3 PT FG MADE	2	at Ohio State (2/20/22)
	2	at Rutgers (1/16/22)
3 PT FG ATTEMPTS	9	at Rutgers (1/16/22)
3 PT FG %	.190 (4-21)	vs Boise State (11/27/21)
FT MADE	5	ST. THOMAS (MN) (11/10/21)
	5	ILLINOIS STATE (12/16/21)
	5	at Rutgers (1/16/22)
FT ATTEMPTS	7	IOWA (2/3/22)
FT %	.500 (5-10)	at Rutgers (1/16/22)
REBOUNDS	27	(2x; MR vs. MICHIGAN ST (2/16/22)
ASSISTS	6	CHICAGO STATE (11/22/21)
STEALS	1	NJIT (11/14/21)
	1	VIRGINIA TECH (12/1/21)
BLOCKED SHOTS	0	ILLINOIS STATE (12/16/21)
TURNOVERS	7	MICHIGAN (12/9/21)
FOULS	8	IOWA (2/3/22)

\* School record

WISCONSIN

INDIVIDUAL HIGHS

Points	29	Krystyna Ellew vs St. Thomas (11/10/21)
FG Made	9	Julie Pospíšilová vs Penn State (1/23/22)
	9	Krystyna Ellew vs St. Thomas (11/10/21)
Field Goal Att.	22	Julie Pospíšilová at Bradley (11/19/21)
FG Pct	1.000 (6-6)	Sydney Hilliard at Milwaukee (11/24/21)
3-Point FG Made	6	Halle Douglass vs. Michigan State (2/16/22)
3-Point FG Att.	12	Krystyna Ellew vs Green Bay (12/12/21)
	9	Julie Pospíšilová at Northwestern (12/5/21)
3-Pt FG Pct	1.000 (6-6)	Halle Douglass vs. Michigan State (2/16/22)
FT Made	10	Julie Pospíšilová vs Chicago State (11/22/21)
Free Throw Att.	14	Julie Pospíšilová vs Chicago State (11/22/21)
FT Pct	1.000 (8-8)	Krystyna Ellew vs Michigan (12/09/21)
	1.000 (8-8)	Krystyna Ellew vs St. Thomas (11/10/21)
Rebounds	9 (5x)	MR; Brooke Schramek vs. Purdue (2/13/22)
Assists	9	Julie Pospíšilová vs Illinois (2/6/22)
Steals	5	Halle Douglass at Rutgers (1/16/22)
	5	Sydney Hilliard vs NJIT (11/14/21)
Blocked Shots	4	Sara Stapleton vs. Iowa (2/3/22)
Turnovers	7 (4x)	MR; Brooke Schramek at Maryland (2/9/22) and Julie Pospíšilová at Maryland (2/9/22)
Fouls	5 (11x)	MR; Brooke Schramek at Ohio State (2/20/22)
Minutes	44	Katie Nelson vs Chicago State (11/22/21)

OPPONENT

INDIVIDUAL HIGHS

Points	27	Caitlin Clark vs Iowa (2/3/22)
FG Made	12	Caitlin Clark vs Iowa (2/3/22)
Field Goal Att.	18	Caitlin Clark vs Iowa (2/3/22)
	18	Erin Norling vs St. Thomas (11/10/21)
FG Pct	.833 (5-6)	Cameron Williams at Michigan (1/20/22)
3-Point FG Made	7	Aaliyah Nye at Illinois (1/9/22)
3-Point FG Att.	14	Aaliyah Nye at Illinois (1/9/22)
3-Pt FG Pct	1.000 (2-2)	Kenzie Bowers vs Illinois State (12/16/21)
FT Made	12	Veronica Burton at Northwestern (12/5/21)
Free Throw Att.	14	Aaliyah Collins vs Chicago State (11/22/21)
FT Pct	1.000 (12-12)	Veronica Burton at Northwestern (12/5/21)
Rebounds	17	Jeanae Terry vs. Illinois (2/13/22)
Assists	11	Caitlin Clark vs Iowa (2/3/22)
	11	Grace Berger vs Indiana (1/5/22)
Steals	5	Chloe Bibby at Maryland (2/9/22)
	5	Kindyll Wetta at Colorado (11/28/21)
Blocked Shots	4	Erika Porter at Illinois (1/9/22)
	4	Sierra Morrow at Bradley (11/19/21)
Turnovers	8	Makenna Marisa vs Penn State (1/23/22)
Fouls	5 (9x)	MR; Rickie Woltman vs Purdue (2/13/22)

SPECIALTY STATS

	Turnover		Paint		2nd Chance		Fastbreak		Bench	
	WIS	Opp	WIS	Opp	WIS	Opp	WIS	OPP	WIS	Opp
ST. THOMAS	20	13	32	20	16	16	2	0	14	9
NJIT	15	14	24	28	5	16	12	5	5	11
at Bradley	10	12	38	14	18	10	6	19	7	13
CHICAGO STATE	11	10	22	26	11	5	7	6	16	24
at Milwaukee	6	23	28	30	11	20	2	8	12	6
vs. Boise State	17	2	28	22	5	7	9	0	16	11
at Colorado	8	22	30	32	9	30	2	6	10	24
VA TECH	9	13	30	34	7	5	4	4	13	29
at Northwestern	13	21	16	24	6	12	0	16	10	8
MICHIGAN	5	18	34	50	6	17	7	13	24	18
GREEN BAY	9	22	10	18	10	4	9	7	0	33
ILL STATE	13	13	34	28	4	12	10	0	5	13
INDIANA	8	9	20	34	7	8	0	6	10	9
at Illinois	6	8	18	14	5	14	0	0	7	15
MINNESOTA	8	9	24	32	12	17	8	9	24	21
at Rutgers	21	13	22	22	5	6	7	3	11	9
at Michigan	9	15	24	46	8	22	0	2	11	27
PENN STATE	16	18	22	24	4	10	10	10	0	14
at Nebraska	11	25	28	46	21	18	0	12	3	30
at Minnesota	4	11	26	20	2	10	5	8	2	16
IOWA	10	17	16	54	8	8	2	25	0	18
ILLINOIS	18	11	26	30	5	10	18	11	11	18
at Maryland	14	27	16	32	3	19	4	12	2	3
PURDUE	8	14	20	18	6	6	2	16	0	15
MICH STATE	20	14	12	30	9	2	0	7	8	8
at Ohio State	14	22	16	32	2	6	5	8	0	13
TOTALS	303	384	616	760	205	310	131	213	221	415
AVG	11.6	14.8	23.7	29.2	7.9	11.9	5.0	8.2	8.5	16.0

SCORE BY PERIODS

	1st	2nd	3rd	4th	OT	TOT
Wisconsin	308	374	396	391	11	1480
Avg	11.8	14.4	15.2	15.0	11.0	56.9
Opponents	450	404	447	411	19	1731
Avg.	17.3	15.5	17.2	15.8	19.0	66.6

# Overall Statistics

### Game Records

Record	Overall	Home	Away	Neutral
ALL GAMES	7-19	5-9	1-10	1-0
CONFERENCE	4-12	3-5	1-7	0-0
NON-CONFERENCE	3-7	2-4	0-3	1-0

### Score by Periods

Team	1st	2nd	3rd	4th	OT	TOT
Wisconsin	308	374	396	391	11	1480
Opponents	450	404	447	411	19	1731

### Team Box Score

No.	Player				Total		3-Point		F-Throw		Rebounds													
		GP-GS	MIN	AVG	FG-FGA	FG%	3FG-3FGA	3FG%	FT-FTA	FT%	OFF	DEF	TOT	AVG	PF	DQ	A	TO	BLK	STL	PTS	AVG		
5	POSPISILOVA, Julie	24-24	873:21	36.4	127-344	.369	42-141	.298	34-45	.756	23	76	99	4.1	60	1	71	70	13	35	330	13.8		
30	HILLIARD, Sydney	18-18	606:58	33.7	97-177	.548	0-0	.000	37-59	.627	28	57	85	4.7	33	1	50	55	1	34	231	12.8		
3	SCHRAMEK, Brooke	26-24	703:16	27.0	74-197	.376	16-57	.281	44-63	.698	34	73	107	4.1	82	5	41	71	15	12	208	8.0		
14	ELLEW, Krystyna	26-12	530:48	20.4	65-188	.346	33-89	.371	31-38	.816	21	59	80	3.1	39	0	10	38	1	10	194	7.5		
2	NELSON, Katie	26-26	991:40	38.1	60-169	.355	33-91	.363	34-43	.791	24	65	89	3.4	47	0	91	48	3	43	187	7.2		
10	DOUGLASS, Halle	23-15	579:45	25.2	45-114	.395	19-52	.365	17-26	.654	20	65	85	3.7	41	1	39	34	5	22	126	5.5		
41	STAPLETON, Sara	25-11	353:14	14.1	40-86	.465	0-0	.000	26-36	.722	20	37	57	2.3	54	3	4	38	18	6	106	4.2		
44	LUEHRING, Alex	7-0	98:00	14.0	10-33	.303	4-16	.250	0-0	.000	5	14	19	2.7	6	0	3	3	5	5	24	3.4		
40	STAUFFACHER, Tara	26-0	333:50	12.8	22-65	.338	9-38	.237	5-6	.833	15	26	41	1.6	28	0	13	16	1	6	58	2.2		
23	DUCKETT, Lexi	14-0	83:09	5.9	4-16	.250	3-11	.273	2-3	.667	3	3	6	0.4	5	0	2	7	1	2	13	0.9		
24	LEUZINGER, Natalie	13-0	63:37	4.9	1-5	.200	1-4	.250	0-0	.000	0	2	2	0.2	8	0	2	3	0	1	3	0.2		
22	DJURSTROM, Lovisa	4-0	07:20	1.8	0-0	.000	0-0	.000	0-0	.000	1	3	4	1.0	0	0	0	0	0	0	0	0.0		
Team											38	56	94					17						
Total		26	5225		545-1394	.391	160-499	.321	230-319	.721	232	536	768	29.5	403	11	326	400	63	176	1480	56.9		
Opponents		26	5225		640-1466	.437	157-474	.331	294-405	.726	312	626	938	36.1	397	9	359	360	98	179	1731	66.6		

### Team Statistics

	WISC	OPP
Scoring	1480	1731
Points per game	56.9	66.6
Scoring margin	-9.7	-
Field goals-att	545-1394	640-1466
Field goal pct	.391	.437
3 point fg-att	160-499	157-474
3-point FG pct	.321	.331
3-pt FG made per game	6.2	6.0
Free throws-att	230-319	294-405
Free throw pct	.721	.726
F-Throws made per game	8.8	11.3
Rebounds	768	938
Rebounds per game	29.5	36.1
Rebounding margin	-6.5	-
Assists	326	359
Assists per game	12.5	13.8
Turnovers	400	360
Turnovers per game	15.4	13.8
Turnover margin	-1.5	-
Assist/turnover ratio	0.8	1.0
Steals	176	179
Steals per game	6.8	6.9
Blocks	63	98
Blocks per game	2.4	3.8
Winning streak	0	-
Home win streak	0	-
Attendance	40578	27460
Home games-Avg/Game	14-2898	11-2496
Neutral site-Avg/Game	-	1-952

### Team Results

Date	Opponent		Score	Att.
11/10/2021	St. Thomas (MN)	W	67-51	2270
11/14/2021	NJIT	L	49-61	2984
11/19/2021	at Bradley	L	57-64	721
11/22/2021	Chicago St.	Lot	63-71	2139
11/24/2021	at Milwaukee	L	67-79	976
11/27/2021	vs Boise St.	W	60-45	952
11/28/2021	at Colorado	L	51-67	1075
12/01/2021	Virginia Tech	L	60-70	2096
12/05/2021	at Northwestern	L	49-61	1231
12/09/2021	Michigan	L	81-93	2669
12/12/2021	Green Bay	L	53-63	3906
12/16/2021	Illinois St.	W	70-60	2150
01/05/2022	Indiana	L	53-76	2053
01/09/2022	at Illinois	L	47-68	2066
01/12/2022	Minnesota	L	66-82	2157
01/16/2022	at Rutgers	W	49-45	1581
01/20/2022	at Michigan	L	44-83	1994
01/23/2022	Penn St.	W	69-57	3189
01/27/2022	at Nebraska	L	44-77	3528
01/30/2022	at Minnesota	L	55-57	4482
02/03/2022	Iowa	L	50-84	3923
02/06/2022	Illinois	W	70-62	6007
02/09/2022	at Maryland	L	43-70	4123
02/13/2022	Purdue	W	54-52	2869
02/16/2022	Michigan St.	L	67-74	2166
02/20/2022	at Ohio St.	L	42-59	5683



Big Ten Statistics

Game Records

Record	Overall	Home	Away	Neutral
ALL GAMES	4-12	3-5	1-7	0-0
CONFERENCE	4-12	3-5	1-7	0-0
NON-CONFERENCE	0-0	0-0	0-0	0-0

Score by Periods

Team	1st	2nd	3rd	4th	OT	TOT
Wisconsin	185	200	239	259	0	883
Opponents	285	263	287	265	0	1100

Team Box Score

No.	Player				Total		3-Point		F-Throw		Rebounds											
		GP-GS	MIN	AVG	FG-FGA	FG%	3FG-3FGA	3FG%	FT-FTA	FT%	OFF	DEF	TOT	AVG	PF	DQ	A	TO	BLK	STL	PTS	AVG
5	POSPISILOVA, Julie	16-16	585:20	36.6	88-233	.378	27-93	.290	16-21	.762	16	53	69	4.3	40	0	40	51	5	21	219	13.7
30	HILLIARD, Sydney	9-9	294:32	32.7	37-76	.487	0-0	.000	14-23	.609	14	24	38	4.2	13	0	32	31	1	16	88	9.8
3	SCHRAMEK, Brooke	16-16	467:07	29.2	52-139	.374	12-40	.300	36-49	.735	17	55	72	4.5	54	3	26	47	11	6	152	9.5
2	NELSON, Katie	16-16	608:47	38.0	38-105	.362	20-56	.357	31-39	.795	13	41	54	3.4	26	0	52	33	2	28	127	7.9
14	ELLEW, Krystyna	16-7	314:13	19.6	40-111	.360	21-52	.404	18-24	.750	12	28	40	2.5	21	0	7	28	0	7	119	7.4
10	DOUGLASS, Halle	16-14	490:46	30.7	38-100	.380	17-46	.370	13-21	.619	18	49	67	4.2	32	1	35	25	2	19	106	6.6
41	STAPLETON, Sara	16-2	182:23	11.4	15-35	.429	0-0	.000	10-14	.714	8	16	24	1.5	25	1	2	16	13	1	40	2.5
40	STAUFFACHER, Tara	16-0	189:59	11.9	11-38	.289	5-22	.227	2-2	1.000	5	14	19	1.2	14	0	8	8	1	1	29	1.8
24	LEUZINGER, Natalie	11-0	59:57	5.4	1-5	.200	1-4	.250	0-0	.000	0	2	2	0.2	7	0	2	2	0	1	3	0.3
23	DUCKETT, Lexi	5-0	06:56	1.4	0-1	.000	0-1	.000	0-0	.000	0	0	0	0.0	0	0	0	2	0	0	0	0.0
Team											22	36	58					14				
Total		16	3200		320-843	.380	103-314	.328	140-193	.725	125	318	443	27.7	232	5	204	257	35	100	883	55.2
Opponents		16	3200		414-916	.452	93-269	.346	179-235	.762	192	402	594	37.1	237	6	231	224	69	123	1100	68.8

Team Statistics

	WISC	OPP
Scoring	883	1100
Points per game	55.2	68.8
Scoring margin	-13.6	-
Field goals-att	320-843	414-916
Field goal pct	.380	.452
3 point fg-att	103-314	93-269
3-point FG pct	.328	.346
3-pt FG made per game	6.4	5.8
Free throws-att	140-193	179-235
Free throw pct	.725	.762
F-Throws made per game	8.8	11.2
Rebounds	443	594
Rebounds per game	27.7	37.1
Rebounding margin	-9.4	-
Assists	204	231
Assists per game	12.8	14.4
Turnovers	257	224
Turnovers per game	16.1	14.0
Turnover margin	-2.1	-
Assist/turnover ratio	0.8	1.0
Steals	100	123
Steals per game	6.3	7.7
Blocks	35	69
Blocks per game	2.2	4.3
Winning streak	0	-
Home win streak	0	-
Attendance	25033	24688
Home games-Avg/Game	8-3129	8-3086
Neutral site-Avg/Game	-	0-0

Team Results

Date	Opponent		Score	Att.
12/05/2021	at Northwestern	L	49-61	1231
12/09/2021	Michigan	L	81-93	2669
01/05/2022	Indiana	L	53-76	2053
01/09/2022	at Illinois	L	47-68	2066
01/12/2022	Minnesota	L	66-82	2157
01/16/2022	at Rutgers	W	49-45	1581
01/20/2022	at Michigan	L	44-83	1994
01/23/2022	Penn St.	W	69-57	3189
01/27/2022	at Nebraska	L	44-77	3528
01/30/2022	at Minnesota	L	55-57	4482
02/03/2022	Iowa	L	50-84	3923
02/06/2022	Illinois	W	70-62	6007
02/09/2022	at Maryland	L	43-70	4123
02/13/2022	Purdue	W	54-52	2869
02/16/2022	Michigan St.	L	67-74	2166
02/20/2022	at Ohio St.	L	42-59	5683

Wisconsin Game-by-Game

				Total		3-Pointers		Free throws		Rebounds											
Opponent	Date	Score		FG-FGA	PCT	3FG-3FGA	PCT	FT-FTA	PCT	OFF	DEF	TOT	AVG	PF	A	TO	BLK	STL	PTS	AVG	
St. Thomas (MN)	11/10/2021	67-51	W	25-56	.446	5-14	.357	12-13	.923	12	19	31	31.0	12	10	11	1	7	67	67.0	
NJIT	11/14/2021	49-61	L	20-59	.339	3-17	.176	6-10	.600	12	19	31	31.0	14	12	13	4	11	49	58.0	
at Bradley	11/19/2021	57-64	L	24-68	.353	5-17	.294	4-7	.571	16	23	39	33.7	23	15	11	2	10	57	57.7	
Chicago St.	11/22/2021	63-71	Lot	17-55	.309	5-20	.250	24-36	.667	9	25	34	33.8	25	12	10	5	8	63	59.0	
at Milwaukee	11/24/2021	67-79	L	28-56	.500	4-16	.250	7-10	.700	13	14	27	32.4	20	13	17	2	6	67	60.6	
vs Boise St.	11/27/2021	60-45	W	23-58	.397	7-21	.333	7-12	.583	11	27	38	33.3	12	14	12	2	9	60	60.5	
at Colorado	11/28/2021	51-67	L	22-51	.431	5-23	.217	2-4	.500	11	17	28	32.6	13	12	18	3	7	51	59.1	
Virginia Tech	12/01/2021	60-70	L	20-48	.417	3-14	.214	17-18	.944	6	21	27	31.9	24	9	14	2	8	60	59.3	
at Northwestern	12/05/2021	49-61	L	16-43	.372	3-14	.214	14-20	.700	4	24	28	31.4	18	12	23	2	6	49	58.1	
Michigan	12/09/2021	81-93	L	29-58	.500	7-18	.389	16-22	.727	10	23	33	31.6	20	16	15	3	2	81	60.4	
Green Bay	12/12/2021	53-63	L	18-48	.375	10-23	.435	7-10	.700	11	26	37	32.1	16	11	20	4	5	53	59.7	
Illinois St.	12/16/2021	70-60	W	28-52	.538	10-20	.500	4-6	.667	6	27	33	32.2	12	14	17	3	5	70	60.6	
Indiana	01/05/2022	53-76	L	20-56	.357	6-21	.286	7-9	.778	6	19	25	31.6	14	12	14	1	8	53	60.0	
at Illinois	01/09/2022	47-68	L	19-58	.328	7-30	.233	2-4	.500	11	19	30	31.5	16	12	15	2	5	47	59.1	
Minnesota	01/12/2022	66-82	L	24-61	.393	9-22	.409	9-15	.600	10	19	29	31.3	18	13	12	2	7	66	59.5	
at Rutgers	01/16/2022	49-45	W	18-48	.375	3-16	.188	10-14	.714	7	12	19	30.6	11	8	14	3	15	49	58.9	
at Michigan	01/20/2022	44-83	L	18-54	.333	3-15	.200	5-6	.833	7	12	19	29.9	18	8	15	1	5	44	58.0	
Penn St.	01/23/2022	69-57	W	24-54	.444	10-22	.455	11-13	.846	9	21	30	29.9	12	16	17	1	11	69	58.6	
at Nebraska	01/27/2022	44-77	L	18-56	.321	3-22	.136	5-7	.714	15	20	35	30.2	10	8	18	3	4	44	57.8	
at Minnesota	01/30/2022	55-57	L	20-55	.364	5-17	.294	10-14	.714	8	24	32	30.3	13	13	11	0	6	55	57.7	
Iowa	02/03/2022	50-84	L	20-62	.323	7-21	.333	3-4	.750	10	16	26	30.0	10	13	14	8	7	50	57.3	
Illinois	02/06/2022	70-62	W	25-53	.472	9-23	.391	11-17	.647	7	24	31	30.1	13	21	13	4	6	70	57.9	
at Maryland	02/09/2022	43-70	L	14-41	.341	5-14	.357	10-10	1.000	6	16	22	29.7	17	10	26	1	4	43	57.3	
Purdue	02/13/2022	54-52	W	18-50	.360	6-18	.333	12-17	.706	5	30	35	30.0	11	14	14	2	4	54	57.1	
Michigan St.	02/16/2022	67-74	L	22-44	.500	14-24	.583	9-10	.900	4	12	16	29.4	16	18	18	2	7	67	57.5	
at Ohio St.	02/20/2022	42-59	L	15-50	.300	6-17	.353	6-11	.545	6	27	33	29.5	15	10	18	0	3	42	56.9	
Total		1480		545-1394	.391	160-499	.321	230-319	.721	232	536	768	29.5	403	326	400	63	176	1480	56.9	
Opponents		1731		640-1466	.437	157-474	.331	294-405	.726	312	626	938	36.1	397	359	360	98	179	1731	66.6	

Wisconsin Averages

Games Played	Points/game	FG Pct	3FG Pct	FT Pct	Rebounds/game	Assists/game	Turnovers/game	Assist/Turnover ratio	Steals/game	Blocks/game
26	56.9	39.1	32.1	72.1	29.5	12.5	15.4	0.8	6.8	2.4

# Opponent Game-by-Game

				Total		3-Pointers		Free throws		Rebounds											
Opponent	Date	Score		FG-FGA	PCT	3FG-3FGA	PCT	FT-FTA	PCT	OFF	DEF	TOT	AVG	PF	A	TO	BLK	STL	PTS	AVG	
St. Thomas (MN)	11/10/2021	67-51	W	20-50	.400	6-21	.286	5-8	.625	12	19	31	31.0	15	17	17	3	3	51	51.0	
NJIT	11/14/2021	49-61	L	22-54	.407	7-21	.333	10-14	.714	13	27	40	35.5	13	12	17	5	1	61	56.0	
at Bradley	11/19/2021	57-64	L	19-55	.345	9-25	.360	17-28	.607	15	29	44	38.3	12	16	12	5	4	64	58.7	
Chicago St.	11/22/2021	63-71	Lot	22-53	.415	5-14	.357	22-32	.688	10	29	39	38.5	30	6	14	4	4	71	61.8	
at Milwaukee	11/24/2021	67-79	L	30-56	.536	5-16	.313	14-18	.778	12	16	28	36.4	14	17	10	3	8	79	65.2	
vs Boise St.	11/27/2021	60-45	W	17-55	.309	4-21	.190	7-10	.700	13	24	37	36.5	16	8	20	2	3	45	61.8	
at Colorado	11/28/2021	51-67	L	24-58	.414	7-19	.368	12-17	.706	18	19	37	36.6	14	16	9	2	16	67	62.6	
Virginia Tech	12/01/2021	60-70	L	26-52	.500	7-22	.318	11-20	.550	6	21	27	35.4	21	12	13	4	1	70	63.5	
at Northwestern	12/05/2021	49-61	L	20-60	.333	5-14	.357	16-18	.889	16	24	40	35.9	14	14	16	6	11	61	63.2	
Michigan	12/09/2021	81-93	L	35-67	.522	7-17	.412	16-22	.727	12	19	31	35.4	20	18	7	4	7	93	66.2	
Green Bay	12/12/2021	53-63	L	21-56	.375	9-25	.360	12-15	.800	11	21	32	35.1	15	16	12	1	9	63	65.9	
Illinois St.	12/16/2021	70-60	W	25-61	.410	5-21	.238	5-8	.625	10	19	29	34.6	10	8	12	0	7	60	65.4	
Indiana	01/05/2022	53-76	L	28-58	.483	8-19	.421	12-14	.857	10	26	36	34.7	14	18	13	2	4	76	66.2	
at Illinois	01/09/2022	47-68	L	24-60	.400	10-27	.370	10-16	.625	18	27	45	35.4	10	10	13	6	5	68	66.4	
Minnesota	01/12/2022	66-82	L	30-61	.492	9-19	.474	13-17	.765	11	26	37	35.5	18	18	12	3	6	82	67.4	
at Rutgers	01/16/2022	49-45	W	19-40	.475	2-9	.222	5-10	.500	9	24	33	35.4	16	9	25	3	11	45	66.0	
at Michigan	01/20/2022	44-83	L	30-56	.536	5-14	.357	18-23	.783	15	28	43	35.8	14	15	11	3	10	83	67.0	
Penn St.	01/23/2022	69-57	W	21-50	.420	6-16	.375	9-13	.692	9	22	31	35.6	16	7	23	8	9	57	66.4	
at Nebraska	01/27/2022	44-77	L	33-69	.478	8-25	.320	3-6	.500	19	24	43	35.9	14	20	9	4	8	77	67.0	
at Minnesota	01/30/2022	55-57	L	19-55	.345	4-16	.250	15-15	1.000	12	26	38	36.1	14	12	14	4	6	57	66.5	
Iowa	02/03/2022	50-84	L	36-61	.590	5-12	.417	7-7	1.000	8	33	41	36.3	8	21	12	8	6	84	67.3	
Illinois	02/06/2022	70-62	W	23-59	.390	4-17	.235	12-15	.800	11	26	37	36.3	21	14	14	6	2	62	67.1	
at Maryland	02/09/2022	43-70	L	25-53	.472	8-19	.421	12-19	.632	14	20	34	36.2	12	12	17	5	17	70	67.2	
Purdue	02/13/2022	54-52	W	18-59	.305	5-22	.227	11-13	.846	12	26	38	36.3	18	11	12	4	5	52	66.6	
Michigan St.	02/16/2022	67-74	L	28-50	.560	5-11	.455	13-16	.813	9	18	27	35.9	11	17	15	2	9	74	66.9	
at Ohio St.	02/20/2022	42-59	L	25-58	.431	2-12	.167	7-11	.636	7	33	40	36.1	17	15	11	1	7	59	66.6	
Total		1731		640-1466	.437	157-474	.331	294-405	.726	312	626	938	36.1	397	359	360	98	179	1731	66.6	
Wisconsin		1480		545-1394	.391	160-499	.321	230-319	.721	232	536	768	29.5	403	326	400	63	176	1480	56.9	

## Opponents Averages

Games Played	Points/game	FG Pct	3FG Pct	FT Pct	Rebounds/game	Assists/game	Turnovers/game	Assist/Turnover ratio	Steals/game	Blocks/game
26	66.6	43.7	33.1	72.6	36.1	13.8	13.8	1.0	6.9	3.8



## 2021-22 Schedule

**Overall:** 7-19 (Home: 5-9; Away: 1-10; Neutral: 1-0)

**Big Ten:** 4-12 (Home: 3-5; Away: 1-7)

Day	Date	Opponent	W/L	Score	Scorer	Rebounds	Assists	Steals	Blocks
<b>WEDNESDAY</b>	<b>NOV. 10</b>	<b>ST. THOMAS</b>	<b>W</b>	<b>67-51</b>	<b>Ellew-29</b>	<b>Hilliard-6</b>	<b>Nelson-4</b>	<b>Nelson-4</b>	<b>Ellew-1</b>
<b>SUNDAY</b>	<b>NOV. 14</b>	<b>NJIT</b>	<b>L</b>	<b>49-61</b>	<b>Hilliard-18</b>	<b>Luehring-8</b>	<b>Nelson-6</b>	<b>Hilliard-5</b>	<b>Luehring-3</b>
Friday	Nov. 19	at Bradley	L	57-64	Hilliard-19	Pospíšilová-8	Nelson-6	Nelson-3	Stapleton-1 Luehring-1
<b>MONDAY</b>	<b>NOV. 22</b>	<b>CHICAGO STATE</b>	<b>L</b>	<b>63-71</b>	<b>Hilliard-20</b> <b>Schramek-7</b>	<b>Hilliard-7</b>	<b>Hilliard-2</b>	<b>Hilliard-2</b>	<b>Schramek-3</b>
Wednesday	Nov. 24	at Milwaukee	L	67-79	Pospíšilová-19	Hilliard-6	Pospíšilová-5	Pospíšilová-3	Pospíšilová-1
at Colorado Invitational, Boulder, Colo.									
Saturday	Nov. 27	vs. Boise State	W	60-45	Pospíšilová-15	Pospíšilová-7	Pospisilova-8	Nelson-3	Stapleton-1 Pospíšilová-1
Sunday	Nov. 28	vs. Colorado	L	51-67	Hilliard-12	Nelson-7	Hilliard-4	Pospíšilová-3	Pospíšilová-2
<b>WEDNESDAY</b>	<b>DEC. 1</b>	<b>VIRGINIA TECH</b>	<b>L</b>	<b>60-70</b>	<b>Hilliard-16</b>	<b>Hilliard-8</b>	<b>Schramek-3</b>	<b>Nelson-3</b> <b>Hilliard-3</b>	<b>Schramek-1</b> <b>Douglass-1</b>
Sunday	Dec. 5	at Northwestern	L	49-61	Schramek-18	Pospíšilová-6 Stapleton-6	Hilliard-4	Nelson-3	Stapleton-2
<b>THURSDAY</b>	<b>DEC. 9</b>	<b>MICHIGAN</b>	<b>L</b>	<b>81-93</b>	<b>Pospíšilová-21</b>	<b>Hilliard-7</b>	<b>Hilliard-7</b>	<b>Nelson-1</b> <b>Hilliard-1</b>	<b>Stapleton-2</b>
<b>SUNDAY</b>	<b>DEC. 12</b>	<b>GREEN BAY</b>	<b>L</b>	<b>53-63</b>	<b>Ellew-21</b>	<b>Ellew-9</b>	<b>Pospíšilová-5</b>	<b>Stauffacher-3</b>	<b>Stapleton-2</b> <b>Pospíšilová-2</b>
<b>THURSDAY</b>	<b>DEC. 16</b>	<b>ILLINOIS STATE</b>	<b>W</b>	<b>70-60</b>	<b>Nelson-17</b> <b>Hilliard-17</b>	<b>Douglass-9</b>	<b>Nelson-5</b>	<b>Hilliard-2</b>	<b>Pospíšilová-2</b>
<b>THURSDAY</b>	<b>DEC. 23</b>	<b>E. ILLINOIS</b>	<b>Canc.</b>						
<b>THURSDAY</b>	<b>DEC. 30</b>	<b>PURDUE (BTN)</b>	<b>Pstpd</b>						
<b>WEDNESDAY</b>	<b>JAN. 5</b>	<b>INDIANA</b>	<b>L</b>	<b>53-76</b>	<b>Pospíšilová-15</b>	<b>Schramek-6</b>	<b>Nelson-4</b> <b>Hilliard-4</b>	<b>Hilliard-3</b>	<b>Schramek-1</b>
Sunday	Jan. 9	at Illinois	L	47-68	Pospíšilová-14	Douglass-7	Nelson-6	Pospíšilová-2 Douglass-2	Pospíšilová-1 Stapleton-1
<b>WEDNESDAY</b>	<b>JAN. 12</b>	<b>MINNESOTA</b>	<b>L</b>	<b>66-82</b>	<b>Ellew-19</b>	<b>Ellew-6</b>	<b>Pospíšilová-4</b> <b>Douglass-4</b>	<b>Nelson-2</b>	<b>Stapleton-2</b>
Sunday	Jan. 16	at Rutgers	W	49-45	Pospíšilová-13 Hilliard-13	Hilliard-6	Douglass-4	Douglass-5	Nelson-1 Pospíšilová-1 Stapleton-1
Thursday	Jan. 20	at Michigan	L	44-83	Hilliard-13	Schramek-4	Hilliard-5	Hilliard-3	Schramek-1
<b>SUNDAY</b>	<b>JAN. 23</b>	<b>PENN STATE</b>	<b>W</b>	<b>69-57</b>	<b>Nelson-24</b>	<b>Schramek-8</b>	<b>Douglass-5</b>	<b>Hilliard-4</b>	<b>Douglass-1</b>
Thursday	Jan. 27	at Nebraska	L	44-77	Hilliard-16	Douglass-8	Hilliard-3	Pospíšilová-2	Schramek-2
Sunday	Jan. 30	at Minnesota	L	55-57	Hilliard-14 Schramek-14	Douglass-9	Nelson-5	Pospíšilová-2 Douglass-2	
<b>THURSDAY</b>	<b>FEB. 3</b>	<b>IOWA</b>	<b>L</b>	<b>50-84</b>	<b>Pospisilova-13</b> <b>Ellew-13</b>	<b>Schramek-7</b>	<b>Nelson-5</b>	<b>Nelson-2</b> <b>Douglass-2</b>	<b>Stapleton-4</b>
<b>SUNDAY</b>	<b>FEB. 6</b>	<b>ILLINOIS</b>	<b>W</b>	<b>70-62</b>	<b>Schramek-17</b>	<b>Pospíšilová-9</b>	<b>Pospíšilová-9</b>	<b>Nelson-3</b>	<b>Pospíšilová-2</b>
Wednesday	Feb. 9	at Maryland	L	43-70	Schramek-16	Douglass-7	Pospíšilová-3	Nelson-2	Schramek-1
<b>SUNDAY</b>	<b>FEB. 13</b>	<b>PURDUE</b>	<b>W</b>	<b>54-52</b>	<b>Pospisilova-15</b>	<b>Schramek-9</b>	<b>Nelson-8</b>	<b>Nelson-2</b>	<b>Schramek-1</b> <b>Pospisilova-1</b>
<b>WEDNESDAY</b>	<b>FEB. 16</b>	<b>MICHIGAN STATE</b>	<b>L</b>	<b>67-74</b>	<b>Ellew-19</b>	<b>Nelson-3</b> <b>Stauffacher-3</b>	<b>Pospisilova-5</b>	<b>Douglass-3</b>	<b>Nelson-2</b> <b>Stapleton-2</b>
Sunday	Feb. 20	at Ohio State	L	42-59	Pospíšilová-11 Ellew-11	Pospíšilová-8	Nelson-4	Nelson-1 Pospíšilová-1 Leuzinger-1	
<b>WEDNESDAY</b>	<b>FEB. 23</b>	<b>NEBRASKA</b>		<b>6:30 p.m.</b>					
Sunday	Feb. 27	at Purdue		12 p.m.					
Wed.-Sun.	March 2-6 at Big Ten Tournament, Gainbridge Fieldhouse, Indianapolis								

All home matches, in **BOLD**, are played in the Kohl Center, 601 Dayton St.

All dates subject to change. All time Central.

# NCAA Statistics

Statistic	National Rank	Conference Rank	Value	National Leader	Value	Conference Leader	Value
Assist Turnover Ratio (348 ranked)	169	12	0.81	Creighton	1.63	Iowa	1.28
Assists (348 ranked)	166	13	326	Creighton	562	Nebraska	476
Assists Per Game (348 ranked)	206	12	12.5	Creighton	20.8	Iowa	19.2
Blocked Shots (348 ranked)	233	14	63	South Carolina	215	Northwestern	130
Blocked Shots Per Game (348 ranked)	260	14	2.4	South Carolina	8.3	Northwestern	5.2
Defensive Rebounds per Game (30 ranked)				Troy	31.9	Iowa	29.8
Fewest Fouls (345 ranked)	160	6	403	Delaware St.	245	Illinois	364
Fewest Turnovers (348 ranked)	191	9	400	Colorado St.	248	Indiana	309
Field-Goal Percentage (348 ranked)	229	14	39.1	Iowa	49.7	Iowa	49.7
Field-Goal Percentage Defense (348 ranked)	324	14	43.7	South Carolina	32.6	Nebraska	37.4
Free Throw Attempts (348 ranked)	299	14	319	Troy	647	Maryland	517
Free Throws Made (348 ranked)	287	14	230	Troy	479	Maryland	390
Free-Throw Percentage (348 ranked)	123	10	72.1	Iowa	84.3	Iowa	84.3
Offensive Rebounds per Game (30 ranked)				Troy	19.0	Maryland	15.2
Personal Fouls Per Game (348 ranked)	99	2	15.5	Colorado St.	11.3	Maryland	15.1
Rebound Margin (348 ranked)	325	14	-6.5	South Carolina	17.8	Michigan	10.9
Rebounds (348 ranked)	314	14	768	Troy	1,376	Nebraska	1,163
Rebounds Per Game (348 ranked)	345	14	29.54	Troy	50.96	Nebraska	43.07
Scoring Defense (348 ranked)	247	6	66.6	Albany (NY)	48.3	Rutgers	59.3
Scoring Margin (348 ranked)	310	14	-9.7	FGCU	22.0	Nebraska	16.0
Scoring Offense (348 ranked)	308	14	56.9	DePaul	88.3	Iowa	84.5
Steals (348 ranked)	227	10	176	San Diego	354	Maryland	255
Steals Per Game (348 ranked)	265	12	6.8	Grand Canyon	13.4	Northwestern	10.1
Three Pt FG Defense (348 ranked)	292	8	33.1	Binghamton	23.1	Nebraska	26.7
Three-Point Field Goals Attempted (150 ranked)	125	8	499	FGCU	961	Nebraska	649
Three-Point Field Goals Made (348 ranked)	117	9	160	FGCU	311	Minnesota	233
Three-Point Field Goals Per Game (348 ranked)	132	9	6.2	FGCU	12.0	Ohio St.	8.9
Three-Point Field-Goal Percentage (348 ranked)	110	10	32.1	Ohio St.	39.7	Ohio St.	39.7
Turnover Margin (348 ranked)	252	11	-1.54	SFA	8.77	Maryland	5.56
Turnovers Forced (348 ranked)	303	13	13.85	Niagara	25.48	Ohio St.	18.96
Turnovers Per Game (348 ranked)	145	9	15.4	Colorado St.	9.9	Indiana	12.9
Won-Lost Percentage (348 ranked)	298	13	26.9	South Carolina	96.2	Michigan	84.0

Statistic	Player	National Rank	Conference Rank	Value	National Leader	Value	Conference Leader	Value
Assist Turnover Ratio (250 ranked)	Katie Nelson	66	8	1.90	Clair Steele, Lehigh	3.89	Veronica Burton, Northwestern	3.11
Assists (149 ranked)	Katie Nelson	149	12	91	Caitlin Clark, Iowa	197	Caitlin Clark, Iowa	197
Assists Per Game (249 ranked)	Katie Nelson	203	13	3.5	Caitlin Clark, Iowa	8.2	Caitlin Clark, Iowa	8.2
Blocked Shots (150 ranked)					Tamari Key, Tennessee	99	Cailleigh Walsh, Northwestern	38
Blocked Shots Per Game (247 ranked)					Lucy Cochrane, Portland	3.86	Cailleigh Walsh, Northwestern	1.58
Defensive Rebounds per Game (29 ranked)					Aijha Blackwell, Missouri	10.7	Kendall Bostic, Illinois	8.3
Double Doubles (43 ranked)					Aneesah Morrow, DePaul	24	Angel Reese, Maryland	15
Field Goal Attempts (148 ranked)	Julie Pospisilova	92	8	344	Dyaisha Fair, Buffalo	530	Caitlin Clark, Iowa	484
Field Goals Made (143 ranked)					Ayoka Lee, Kansas St.	252	Caitlin Clark, Iowa	217
Field-Goal Percentage (250 ranked)					Celena Taborn, Butler	68.5	Monika Czinano, Iowa	64.9
Final Points (199 ranked)					Caitlin Clark, Iowa	644	Caitlin Clark, Iowa	644
Free Throw Attempts (144 ranked)					Uju Ezeudu, Denver	200	Angel Reese, Maryland	184
Free Throws Made (144 ranked)					Uju Ezeudu, Denver	155	Caitlin Clark, Iowa	148
Free-Throw Percentage (250 ranked)					Haley Cavinder, Fresno St.	97.8	Nia Clouden, Michigan St.	88.1
Minutes Played (150 ranked)	Katie Nelson Julie Pospisilova	1 84	1 8	991:40 873:21	Katie Nelson, Wisconsin	991:40	Katie Nelson, Wisconsin	991:40
Minutes Played Per Game (150 ranked)	Katie Nelson Julie Pospisilova	5 30	1 3	38.14 36.39	Anna DeWolfe, Fordham	38.50	Katie Nelson, Wisconsin	38.14
Offensive Rebounds per Game (30 ranked)					Aneesah Morrow, DePaul	5.8	Angel Reese, Maryland	5.4
Points Per Game (250 ranked)					Caitlin Clark, Iowa	26.8	Caitlin Clark, Iowa	26.8
Rebounds (149 ranked)					Aneesah Morrow, DePaul	401	Angel Reese, Maryland	284
Rebounds Per Game (250 ranked)					Aneesah Morrow, DePaul	13.8	Kendall Bostic, Illinois	11.7
Steals (145 ranked)					Veronica Burton, Northwestern	104	Veronica Burton, Northwestern	104
Steals Per Game (247 ranked)					Veronica Burton, Northwestern	4.16	Veronica Burton, Northwestern	4.16
Three-Point Field Goals Attempted (150 ranked)	Julie Pospisilova	126	11	141	Taylor Robertson, Oklahoma	217	Sara Scalia, Minnesota	213
Three-Point Field Goals Made (149 ranked)					Taylor Robertson, Oklahoma	98	Taylor Mikesell, Ohio St.	94
Three-Point Field Goals Per Game (248 ranked)	Julie Pospisilova	230	15	1.75	Taylor Robertson, Oklahoma	3.77	Taylor Mikesell, Ohio St.	3.76
Three-Point Field-Goal Percentage (159 ranked)					Tess Amundsen, CSUN	50.5	Taylor Mikesell, Ohio St.	48.2
Triple Doubles (6 ranked)					Caitlin Clark, Iowa	5	Caitlin Clark, Iowa	5

## 2021-22 Boxscores



Official Basketball Box Score - Final  
**St. Thomas (MN) at Wisconsin**  
 11/10/21 Kohl Center, Madison  
 2021-22 Women's Basketball

Game Time: 6:30 PM  
 Game Duration: 1:40  
 Attendance: 2,270

Officials: Gina Cross, Nykessa Thompson, Gerda Galtig

St. Thomas (MN) - 51

Record: 0-1

NO. Name	Min	FG M-A	3P M-A	FT M-A	Rebounds OR DR TOT	Fouls PF FO	TP	AS	TO	ST	Blocks BS BA	+/-
22 Erin Norling	F 33:04	7-18	1-8	0-0	3 3 6	3 0	15	1	1	0	1 0	-12
32 Kaia Porter	F 32:23	5-7	3-4	0-0	2 5 7	1 1	13	3	2	1	1 0	-12
35 Kate Burns	C 11:53	0-0	0-0	2-2	0 0 0	1 1	2	0	1	0	0 0	-6
4 Jade Hill	G 35:37	1-9	1-3	2-4	0 1 1	1 2	4	5	5	3	0 0	-18
23 Maggie Negaard	G 23:18	3-8	1-5	0-0	0 5 5	1 1	7	1	1	1	0 0	-15
21 Jordyn Glynn	21:37	0-1	0-1	0-0	0 1 1	2 2	0	3	2	0	0 0	-2
34 Jo Langbehn	22:48	4-6	0-0	1-2	2 2 4	3 2	9	3	4	1	1 0	-13
12 Jordyn Glynn	10:59	0-0	0-0	0-0	2 1 3	2 1	0	1	2	0	0 0	7
5 Noelle Tomes	06:15	0-1	0-0	0-0	0 0 0	0 0	0	0	0	0	0 0	7
15 Phoebe Frentzel	00:52	0-0	0-0	0-0	0 0 0	0 0	0	0	0	0	0 0	-1
13 Gabby Johnson	00:37	0-0	0-0	0-0	0 0 0	0 0	0	0	0	0	0 0	-1
14 Jordyn Lamker	00:37	0-0	0-0	0-0	0 0 0	0 0	0	0	0	0	0 0	-1
Team					3 1 4		0	1				
Totals		20-50	6-21	5-8	12 19 31	15 12	51	17	17	3	3 1	-16

Technical Fouls: NONE

Shooting By Period	1st FG%	2nd FG%	3rd FG%	4th FG%	GM FG%
1st FG%	5-11 45.5%				
3PT%	1-3 33.3%				
FT%	2-2 100%				
2nd FG%	4-12 33.3%				
3PT%	1-7 14.3%				
FT%	2-4 50%				
3rd FG%	5-17 29.4%				
3PT%	1-7 14.3%				
FT%	0-0 0%				
4th FG%	6-10 60.0%				
3PT%	3-4 75.0%				
FT%	1-2 50%				
GM FG%	20-50 40.0%				
3PT%	6-21 28.6%				
FT%	5-8 62.5%				

Dead Ball Rebounds: 2, 0

Wisconsin - 67

Record: 1-0

NO. Name	Min	FG M-A	3P M-A	FT M-A	Rebounds OR DR TOT	Fouls PF FO	TP	AS	TO	ST	Blocks BS BA	+/-
41 Sara Stapleton	F 12:03	0-1	0-0	1-2	0 2 2	3 3	1	0	2	0	0 0	2
2 Katie Nelson	G 38:30	3-8	0-2	0-0	1 2 3	1 2	6	4	4	4	0 0	15
3 Brooke Schramek	G 25:09	0-5	0-1	0-0	3 2 5	2 0	0	0	0	1	0 1	-8
14 Krystyna Ellw	G 34:47	9-15	3-5	8-8	2 3 5	2 5	29	0	2	1	1 1	16
30 Sydney Hillard	G 37:55	7-14	0-0	3-3	2 4 6	1 3	17	3	2	0	0 0	20
23 Lexi Duckett	08:48	1-3	1-2	0-0	0 0 0	0 0	3	0	0	0	0 0	-3
40 Alex Luehring	24:45	3-5	1-3	0-0	1 2 3	2 1	7	2	0	0	0 0	16
40 Tara Stauffacher	15:07	2-5	0-1	0-0	1 0 1	1 0	4	1	0	0	0 0	2
22 Lovisa Djurstrom	02:56	0-0	0-0	0-0	1 1 2	0 1	0	0	0	0	0 0	20
Team					1 3 4		0	1				
Totals		25-56	5-14	12-13	12 19 31	12 15	67	10	11	7	1 3	16

Technical Fouls: NONE

Shooting By Period	1st FG%	2nd FG%	3rd FG%	4th FG%	GM FG%
1st FG%	5-14 35.7%				
3PT%	0-2 0.0%				
FT%	4-4 100%				
2nd FG%	9-16 56.3%				
3PT%	4-5 80.0%				
FT%	2-2 100%				
3rd FG%	5-13 38.5%				
3PT%	0-3 0.0%				
FT%	2-2 100%				
4th FG%	6-11 54.5%				
3PT%	1-4 25.0%				
FT%	4-5 80%				
GM FG%	25-56 44.6%				
3PT%	5-14 35.7%				
FT%	12-13 92.3%				

Dead Ball Rebounds: 1, 0

STM		UW		Points from		STM		UW		Period by Period Scoring					
Biggest lead	5 (1 <sup>st</sup> 3:56)	18 (3 <sup>rd</sup> 8:22)		Turnovers	13	20				1 <sup>st</sup>	2 <sup>nd</sup>	3 <sup>rd</sup>	4 <sup>th</sup>	TOT	
Best Scoring Run	9 (1 <sup>st</sup> 3:56)	13 (2 <sup>nd</sup> 8:15)		Paint	20	32				STM	13	11	11	16	51
Lead Changes				Second Chance	16	16				UW	14	24	12	17	67
Times Tied	2			Fast Breaks	0	2									
Time with Lead	05:54	33:04		Bench	9	14									



Official Basketball Box Score - Final  
**Wisconsin at Bradley**  
 11/19/21 Renaissance Coliseum, Peoria, IL  
 2021-22 Women's Basketball

Game Time: 6:30 PM  
 Game Duration: 1:55  
 Attendance: 721

Officials: Doug Knight, Tim Daley, Erica Parker

Wisconsin - 57

Record: 1-2

NO. Name	Min	FG M-A	3P M-A	FT M-A	Rebounds OR DR TOT	Fouls PF FO	TP	AS	TO	ST	Blocks BS BA	+/-
41 Sara Stapleton	F 24:33	4-9	0-0	0-0	2 3 5	4 2	8	0	2	3	1 1	-6
2 Katie Nelson	G 38:37	1-6	1-4	0-0	2 2 4	2 3	3	6	0	0	0 0	-7
5 Julie Pospisilova	G 38:14	7-22	2-6	1-1	4 4 8	4 3	17	6	2	2	0 0	-7
14 Krystyna Ellw	G 16:13	1-3	1-2	0-0	0 1 1	1 0	3	0	0	0	0 1	-1
30 Sydney Hillard	G 33:03	8-13	0-0	3-4	4 3 7	3 5	19	0	5	2	0 1	-6
40 Alex Luehring	16:41	2-8	1-2	0-0	2 2 2	2 0	5	0	1	1	0 0	2
40 Tara Stauffacher	07:47	0-2	0-0	0-0	0 3 3	3 0	0	0	1	0	0 0	-10
3 Brooke Schramek	09:29	0-2	0-0	0-2	2 1 3	0 1	0	2	0	0	0 0	-2
23 Lexi Duckett	01:23	0-0	0-0	0-0	0 0 0	0 0	0	0	0	0	0 0	0
10 Halle Douglass	14:00	1-3	0-1	0-0	1 2 3	2 0	2	1	1	2	0 1	2
Team					1 2 3		0	0				
Totals		24-68	5-17	4-7	16 23 39	23 12	57	15	11	10	2 5	-7

Technical Fouls: NONE

Shooting By Period	1st FG%	2nd FG%	3rd FG%	4th FG%	GM FG%
1st FG%	5-20 25.0%				
3PT%	1-3 33.3%				
FT%	0-0 0%				
2nd FG%	9-14 64.3%				
3PT%	3-5 60.0%				
FT%	0-0 0%				
3rd FG%	4-13 30.8%				
3PT%	0-1 0.0%				
FT%	4-7 57.1%				
4th FG%	6-21 28.6%				
3PT%	1-8 12.5%				
FT%	0-0 0%				
GM FG%	24-68 35.3%				
3PT%	5-17 29.4%				
FT%	4-7 57.1%				

Dead Ball Rebounds: 2, 0

Bradley - 64

Record: 3-0

NO. Name	Min	FG M-A	3P M-A	FT M-A	Rebounds OR DR TOT	Fouls PF FO	TP	AS	TO	ST	Blocks BS BA	+/-
2 Sierra Morrow	F 37:56	4-10	0-2	1-2	4 6 10	0 2	9	4	0	1	4 1	9
25 Dajia Powell	F 13:18	1-4	0-0	1-2	1 2 3	1 1	3	0	2	0	0 0	-4
3 Gabi Haack	G 37:17	5-12	4-7	10-12	3 5 8	1 8	24	2	2	0	0 1	7
11 Caroline Waite	G 30:12	3-14	3-12	0-0	2 2 3	2 3	9	0	1	1	0 0	6
13 Tatum Koenig	G 29:37	2-3	1-2	1-2	0 4 4	3 2	6	2	0	0	0 0	10
0 Chloe Rice	17:24	1-2	1-1	1-2	0 2 2	1 2	4	1	2	1	0 0	14
24 Isis Fitch	21:40	3-8	0-0	3-6	4 2 6	3 4	9	2	2	1	0 0	12
1 Tete Danso	06:28	0-1	0-0	0-0	1 3 4	0 0	0	1	0	0	1 0	2
12 Nika Dorsey	04:51	0-1	0-2	0-1	1 1 0	1 0	0	0	0	0	0 0	-11
22 Abbie Draper	00:20	0-0	0-0	0-0	1 1 0	0 0	0	1	0	0	0 0	-3
4 Aamnah Interrante	00:19	0-0	0-0	0-0	0 0 0	0 0	0	0	0	0	0 0	-3
33 Veronika Roberts	00:19	0-0	0-0	0-0	0 0 0	0 0	0	0	0	0	0 0	-3
42 Callie Ziebell	00:19	0-0	0-0	0-0	0 0 0	1 0	0	0	0	0	0 0	-2
Team					2 1 3		0	0				
Totals		19-55	9-25	17-28	15 29 44	12 23	64	16	12	4	5 2	7

Technical Fouls: NONE

Shooting By Period	1st FG%	2nd FG%	3rd FG%	4th FG%	GM FG%
1st FG%	4-14 28.6%				
3PT%	3-9 33.3%				
FT%	1-2 50%				
2nd FG%	6-14 42.9%				
3PT%	2-6 33.3%				
FT%	3-8 37.5%				
3rd FG%	6-15 40.0%				
3PT%	2-5 40.0%				
FT%	2-4 50%				
4th FG%	3-12 25.0%				
3PT%	2-5 40.0%				
FT%	11-16 68.8%				
GM FG%	19-55 34.5%				
3PT%	9-25 36.0%				
FT%	17-28 60.7%				

Dead Ball Rebounds: 9, 0

	WISC	BRAD										
Biggest lead	7 (1st 4:40)	10 (4th 0:19)	Points from Turnovers	WISC	BRAD	Period by Period Scoring						
Best Scoring Run	7 (1st 4:40)	10 (2nd 9:18)	Paint	38	14	1st2nd3rd4thTOT						
Lead Changes			Second Chance	18	10	WISC	11	21	12	13	57	
Times Tied	8		Fast Breaks	6	19	BRAD	12	17	16	19	64	
Time with Lead	12:58	21:22	Bench	7	13							



Official Basketball Box Score - Final  
**NJIT at Wisconsin**  
 11/14/21 Kohl Center, Madison  
 2021-22 Women's Basketball

Game Time: 1:01 PM  
 Game Duration: 1:42  
 Attendance: 2,994

Officials: Julie Krommhook, Karleena Tobin, Kelsey Reynolds

NJIT - 61

Record: 1-2

No.	Name	Min	FG M/A	3P M/A	FT M/A	Rebounds		Fouls PF/FO	TP	AS	TO	ST	Blocks BS/BA	+/-	Shooting By Period					
						OR	DR								OT	1st FG	2nd FG	3rd FG		
12	Maria Fux	C 28:16	1-6	1-4	2-2	1	1	2	1	1	5	2	1	0	0	15	1st FG	4:14	28.6%	
20	Kimi Evans	C 25:50	4-8	0-1	0-0	2	7	9	1	0	8	1	1	0	3	1	19	3PT%	2.6	33.3%
4	Kenna Squier	G 39:28	5-11	0-2	4-5	3	4	7	2	4	14	5	1	0	0	13	3PT%	3.4	75%	
14	Lyzi Litwinko	G 29:14	3-8	0-1	3-5	1	4	5	0	6	9	0	2	0	0	16	2nd FG	5:14	35.7%	
44	Elynn Stoll	G 30:42	5-13	4-8	0-0	0	0	0	4	1	14	1	3	1	0	13	3PT%	1.3	33.3%	
30	Kendle Dalrymple	30:41	1-1	1-1	0-0	0	1	1	0	0	3	0	1	0	0	-3	FT%	2.2	100%	
21	Trinity Willis	12:41	2-4	0-1	1-2	1	0	1	3	2	5	0	1	0	2	-5	3rd FG	7:15	46.7%	
3	Grace Plummer	17:21	1-2	1-2	0-0	0	6	6	2	0	3	2	2	0	0	-1	3PT%	1.6	16.7%	
5	Maddie Martin	11:18	0-0	0-0	0-0	2	2	0	0	0	0	1	2	0	0	-5	4th FG	6:11	54.5%	
13	Kiana Brereton	01:29	0-1	0-0	0-0	0	0	0	0	0	0	1	0	0	0	-2	3PT%	3.6	50.0%	
Team						5	2	7	0	0	2						FT%	3.4	75%	
Totals			22-54	7-21	10-14	13	27	40	13	14	61	12	1	5	4	12	GM/FG%	22.54	40.7%	
															3PT%	7.21	33.3%			
															FT%	10.14	71.4%			



## 2021-22 Boxscores



Official Basketball Box Score - Final  
**Wisconsin at Milwaukee**  
11/24/21 Kotsche Center, Milwaukee  
2021-22 Women's Basketball

Game Time: 6:00 PM  
Game Duration: 1:53  
Attendance: 976

Officials: Max Berger, Jodie Duffe, Kayla Maxey

Wisconsin - 67

Record: 1-4

NO. Name	Min	FG M-A	3P M-A	FT M-A	Rebounds OR DR TOT	Fouls PF FD	TP	AS	TO	ST	Blocks BS BA	+/-
41 Sara Stapleton	F 15:59	3-6	0-0	3-4	1 3 4	5 3	9	1	4	0	0 0	-3
2 Katie Nelson	G 37:39	3-8	1-4	0-0	0 1 1	2 2	7	1	0	1	0 0	-9
3 Brooke Schramek	G 27:01	3-6	1-3	0-0	1 1 2	4 0	7	2	4	1	0 0	-13
5 Julie Pospisilova	G 39:14	8-16	2-5	1-1	1 1 2	2 4	19	5	2	3	1 0	-12
30 Sydney Hillard	G 29:16	6-6	0-0	1-3	2 4 6	0 2	13	1	4	1	0 0	-12
14 Krystyna Ellew	19:27	1-5	0-1	2-2	2 0 2	3 2	4	1	1	0	0 2	-2
40 Tara Stauffacher	12:00	1-3	0-2	0-0	3 1 4	0 0	2	2	1	0	0 0	-2
44 Alex Luehring	14:42	2-5	0-1	0-0	2 2 4	1 0	4	0	0	0	1 1	-7
23 Lexi Duckett	04:42	1-1	0-0	0-0	0 0 0	0 1	2	0	0	0	0 0	0
Team					1 1 2		0	1				
Totals		28-56	4-16	7-10	13 14 27	20 14	67	13	17	6	2 3	-12

Technical Fouls: NONE

Shooting By Period	1st	2nd	3rd	4th	FT
1st FG%	7-11	63.6%			
3PT%	0-3	0.0%			
FT%	5-7	71.4%			
2nd FG%	11-16	68.8%			
3PT%	1-3	33.3%			
FT%	0-1	0%			
3rd FG%	4-14	28.6%			
3PT%	1-6	16.7%			
FT%	0-0	0%			
4th FG%	6-15	40.0%			
3PT%	2-4	50.0%			
FT%	2-2	100%			
GM FG%	28-56	50.0%			
3PT%	4-16	25.0%			
FT%	7-10	70.0%			

Dead Ball Rebounds: 2, 0

Milwaukee - 79

Record: 3-3

NO. Name	Min	FG M-A	3P M-A	FT M-A	Rebounds OR DR TOT	Fouls PF FD	TP	AS	TO	ST	Blocks BS BA	+/-
12 Emma Wittmershaus	F 29:23	6-9	0-1	3-3	4 6 10	3 5	15	3	0	1	2 0	15
33 Megan Walstad	F 37:52	8-13	0-3	5-7	5 3 8	1 4	21	4	2	0	1 2	-9
1 Sydney Staver	G 24:27	2-8	1-3	0-0	0 0 0	3 4	5	1	2	3	0 0	-2
3 Mickaela Schmelzer	G 37:39	4-6	4-5	1-2	0 2 2	2 2	13	3	3	1	0 0	9
10 Miquela Santoro	G 36:22	8-13	0-3	3-4	0 2 2	2 4	19	4	1	3	0 0	18
13 Macy McGlone	04:44	0-1	0-0	2-2	1 2 3	0 1	2	0	1	0	0 0	1
2 Lior Halevi	05:28	0-1	0-1	0-0	0 0 0	2 0	0	1	0	0	0 0	2
30 Kendall Nead	18:06	2-5	0-0	0-0	2 0 2	0 0	4	1	1	0	0 0	11
24 Jada Donaldson	05:59	0-0	0-0	0-0	0 0 0	1 0	0	0	0	0	0 0	-3
Team					0 1 1		0	0				
Totals		30-56	5-16	14-18	12 16 28	14 20	79	17	10	8	3 2	12

Technical Fouls: NONE

Shooting By Period	1st	2nd	3rd	4th	FT
1st FG%	9-16	56.3%			
3PT%	2-7	28.6%			
FT%	0-0	0%			
2nd FG%	10-17	58.8%			
3PT%	1-3	33.3%			
FT%	1-1	100%			
3rd FG%	5-12	41.7%			
3PT%	1-5	20.0%			
FT%	8-10	80%			
4th FG%	6-11	54.5%			
3PT%	1-1	100.0%			
FT%	5-7	71.4%			
GM FG%	30-56	53.6%			
3PT%	5-16	31.3%			
FT%	14-18	77.8%			

Dead Ball Rebounds: 4, 0

	WIS	MKE									
Biggest lead	7 (2 <sup>nd</sup> 4:10)	18 (4 <sup>th</sup> 3:24)	Points from Turnovers Paint Second Chance Fast Breaks Bench	WIS	MKE	Period by Period Scoring					
Best Scoring Run	7 (1 <sup>st</sup> 2:59)	8 (3 <sup>rd</sup> 2:27)				1st	2nd	3rd	4th	TOT	
Lead Changes	6					WIS	19	23	9	16	67
Times Tied	6					MKE	20	22	19	18	79
Time with Lead	06:33	30:25									



Official Basketball Box Score - Final  
**Wisconsin at Colorado**  
11/28/21 CU Events Center, Boulder  
2021-22 Women's Basketball

Game Time: 12:00 PM  
Game Duration: 1:47  
Attendance: 1,075

Officials: Robert Scofield, Cheryl Flores, Tiffany Bird

Wisconsin - 51

Record: 2-5

NO. Name	Min	FG M-A	3P M-A	FT M-A	Rebounds OR DR TOT	Fouls PF FD	TP	AS	TO	ST	Blocks BS BA	+/-
41 Sara Stapleton	F 17:18	3-5	0-0	0-0	1 3 4	5 2	6	0	2	1	0 0	1
2 Katie Nelson	G 36:54	1-3	0-2	0-0	3 4 7	2 4	2	3	3	0	1 0	-17
30 Jaylyn Sherrod	G 31:30	5-10	1-3	0-1	1 3 4	1 4	21	4	1	1	0 2	-8
3 Frida Formann	G 10:52	2-5	1-3	3-3	0 0 0	3 1	8	0	0	1	0 0	2
4 Leslia Finau	G 26:12	4-7	2-5	0-2	5 1 6	3 3	10	0	1	1	0 0	18
21 Mya Hollingshed	G 29:53	7-10	2-3	2-2	0 10 10	3 3	18	2	3	1	2 0	13
11 Quay Miller	18:01	4-9	0-0	3-4	4 0 4	2 2	11	1	2	1	0 0	15
1 Tayanna Jones	18:11	1-4	1-3	0-0	0 2 2	1 0	3	2	0	0	0 0	2
15 Kindyl Wetta	23:59	1-4	0-1	0-0	1 0 1	1 0	2	2	0	5	0 1	17
2 Tameiya Sadler	14:56	3-4	1-2	1-2	1 0 1	1 1	8	2	0	2	0 0	7
13 Kylee Blacksten	04:42	0-2	0-0	0-0	1 0 1	0 0	0	0	0	0	0 0	-9
5 Kennedy Taylor	00:49	0-0	0-0	0-0	0 1 1	0 0	0	0	0	1	0 0	-5
20 Maura Singer	00:49	0-0	0-0	0-0	0 0 0	1 0	0	0	0	0	0 0	-5
44 Sophie Gerber	00:40	0-0	0-0	0-0	0 0 0	0 0	0	0	0	0	0 0	-2
Team					5 0 5		0	0				
Totals		22-51	5-23	2-4	11 17 28	13 14	51	12	18	7	3 2	-16

Technical Fouls: NONE

Shooting By Period	1st	2nd	3rd	4th	FT
1st FG%	4-11	36.4%			
3PT%	1-6	16.7%			
FT%	0-0	0%			
2nd FG%	5-13	38.5%			
3PT%	1-5	20.0%			
FT%	0-1	0%			
3rd FG%	8-15	53.3%			
3PT%	2-6	33.3%			
FT%	0-0	0%			
4th FG%	5-12	41.7%			
3PT%	1-6	16.7%			
FT%	2-3	66.7%			
GM FG%	22-51	43.1%			
3PT%	5-23	21.7%			
FT%	2-4	50.0%			

Dead Ball Rebounds: 0, 1

Colorado - 67

Record: 7-0

NO. Name	Min	FG M-A	3P M-A	FT M-A	Rebounds OR DR TOT	Fouls PF FD	TP	AS	TO	ST	Blocks BS BA	+/-
33 Peanut Tuitele	F 26:35	1-4	0-0	3-4	2 1 3	0 3	5	2	0	1	0 0	18
00 Jaylyn Sherrod	G 24:21	1-9	0-2	0-0	0 1 1	0 0	2	5	2	4	0 2	9
3 Frida Formann	G 10:52	2-5	1-3	3-3	0 0 0	3 1	8	0	0	1	0 0	2
4 Leslia Finau	G 26:12	4-7	2-5	0-2	5 1 6	3 3	10	0	1	1	0 0	18
21 Mya Hollingshed	G 29:53	7-10	2-3	2-2	0 10 10	3 3	18	2	3	1	2 0	13
11 Quay Miller	18:01	4-9	0-0	3-4	4 0 4	2 2	11	1	2	1	0 0	15
1 Tayanna Jones	18:11	1-4	1-3	0-0	0 2 2	1 0	3	2	0	0	0 0	2
15 Kindyl Wetta	23:59	1-4	0-1	0-0	1 0 1	1 0	2	2	0	5	0 1	17
2 Tameiya Sadler	14:56	3-4	1-2	1-2	1 0 1	1 1	8	2	0	2	0 0	7
13 Kylee Blacksten	04:42	0-2	0-0	0-0	1 0 1	0 0	0	0	0	0	0 0	-9
5 Kennedy Taylor	00:49	0-0	0-0	0-0	0 1 1	0 0	0	0	0	1	0 0	-5
20 Maura Singer	00:49	0-0	0-0	0-0	0 0 0	1 0	0	0	0	0	0 0	-5
44 Sophie Gerber	00:40	0-0	0-0	0-0	0 0 0	0 0	0	0	0	0	0 0	-2
Team					4 3 7		0	0				
Totals		24-58	7-19	12-17	18 19 37	14 13	67	16	9	16	2 3	16

Technical Fouls: NONE

	UW	CU			
Biggest lead	4 (1 <sup>st</sup> 8:30)	21 (4 <sup>th</sup> 1:09)			
Best Scoring Run	7 (3 <sup>rd</sup> 9:48)	14 (4 <sup>th</sup> 1:09)			
Lead Changes					
Times Tied	1				
Time with Lead	02:05	36:50			
Points from	UW	CU			
Turnovers	8	22			
Paint	30	32			
Second Chance	9	20			
Fast Breaks	2	6			
Bench	10	24			
Period by Period Scoring	1st	2nd	3rd	4th	TOT
UW	9	11	18	13	51
CU	18	12	22	15	67



Official Basketball Box Score - Final  
**Boise St. at Wisconsin**  
11/27/21 CU Events Center, Boulder  
2021-22 Women's Basketball

Game Time: 3:30 PM  
Game Duration: 1:58  
Attendance: 952

Officials: Tiffany Bird, Richard Waters, Kimberly Hobbs

Boise St. - 45

Record: 1-4

NO. Name	Min	FG M-A	3P M-A	FT M-A	Rebounds OR DR TOT	Fouls PF FD	TP	AS	TO	ST	Blocks BS BA	+/-
23 Elodie Lalotte	F 13:10	4-5	0-0	0-0	3 3 6	5 2	8	0	4	0	0 0	4
33 Abby Muse	F 27:18	2-6	0-0	2-4	3 3 6	3 4	6	2	3	1	0 0	-7
12 Mary Kay Naro	G 37:45	3-12	0-5	4-4	2 2 4	0 2	10	6	2	0	2 0	-15
14 Anna Ostlie	G 20:26	0-7	0-5	0-0	1 3 4	2 0	0	0	3	1	0 2	-13
15 Dominique Leonidas	G 29:29	4-10	2-4	0-0	2 2 2	2 2	10	0	4	0	0 0	-12
25 Rachel Bowers	17:40	1-4	0-0	1-2	0 3 3	2 2	3	0	1	0	0 0	-11
11 Kaitlin Burgess	14:53	1-3	1-3	0-0	2 2 2	0 0	3	0	2	1	0 0	-6
22 Trista Hull	20:30	1-3	0-0	0-0	1 0 1	1 0	2	0	0	0	0 0	-11
24 Jayda Clark	12:22	1-3	1-3	0-0	2 2 2	1 0	0	0	1	0	0 0	-3
21 Sydney McQuietor	03:37	0-1	0-0	0-0	0 0 0	0 0	0	0	0	0	0 0	-5
2 Linsey Lovrovich	02:50	0-1	0-1	0-0	0 1 1	0 0	0	0	0	0	0 0	4
Team					3 3 6		0	0				
Totals		17-55	4-21	7-10	13 24 37	16 12	45	8	20	3	2 2	-15

Technical Fouls: NONE

Shooting By Period			
1 <sup>st</sup>	FG%	4-17	23.5%
	3PT%	2-6	33.3%
	FT%	0-0	0%
2 <sup>nd</sup>	FG%	4-11	36.4%
	3PT%	1-3	33.3%
	FT%	2-2	100%
3 <sup>rd</sup>	FG%	7-16	43.8%
	3PT%	1-8	12.5%
	FT%	0-0	0%
4 <sup>th</sup>	FG%	2-11	18.2%
	3PT%	0-4	0.0%
	FT%	5-8	62.5%
GM	FG%	17-55	30.9%
	3PT%	4-21	19.0%
	FT%	7-10	70.0%

## 2021-22 Boxscores



Official Basketball Box Score - Final  
**Wisconsin at Northwestern**  
 12/05/21 Welsh-Ryan Arena, Evanston  
 2021-22 Women's Basketball

Game Time: 2:00 PM  
 Game Duration: 1:47  
 Attendance: 1,231

Officials: Kevin Petrait, Brian Garland, Missy Brooks

Wisconsin - 49		Record: 2-7 (0-1)																			
NO.	Name	Min	FG	3P	FT	Rebounds	Fouls	TP	AS	TO	ST	Blocks	BS	BA	+/-	Shooting By Period					
41	Sara Stapleton	F 29:23	2-7	0-0	2-2	2 4 6	4 1	6	1	5	0	2	1	0	-5	1 <sup>st</sup>	FG%	2-12 16.7%			
2	Katie Nelson	G 40:00	1-3	1-2	0-0	0 5 5	4 0	3	1	2	3	0	0	-12	3 <sup>rd</sup>	1 <sup>st</sup>	17 14.3%				
3	Brooke Schramek	G 32:47	6-9	1-2	5-7	1 3 4	3 5	18	2	2	0	0	1	-7	FT%	24	50%				
5	Julie Pospisilova	G 36:08	4-15	1-9	3-4	0 6 6	1 2	12	3	7	1	0	1	-7	2 <sup>nd</sup>	FG%	4-9 44.4%				
30	Sydney Hillard	G 34:32	0-3	0-0	0-2	0 1 1	3 2	0	4	5	1	0	2	-11	3 <sup>rd</sup>	1 <sup>st</sup>	22 50.0%				
10	Halle Douglass	20:27	3-6	0-1	4-5	0 2 2	3 4	10	0	0	1	0	1	-8	FT%	2-2	100%				
14	Krystyna Eliew	06:00	0-0	0-0	0-0	0 1 1	0 0	0	1	1	0	0	0	-8	3 <sup>rd</sup>	FG%	4-9 44.4%				
40	Tara Stauffacher	00:43	0-0	0-0	0-0	0 0 0	0 0	0	0	0	0	0	0	-2	3 <sup>rd</sup>	1 <sup>st</sup>	0 0.0%				
Team						1 2 3		0		1					FT%	6-6	100%				
Totals			16-43	3-14	14-20	4 24 28	18 14	49	12	23	6	2	6	-12	4 <sup>th</sup>	FG%	6-13 46.2%				
																3 <sup>rd</sup>	1 <sup>st</sup>	33 33.3%			
																FT%	4-8	50%			
																GM FG%	16-43	37.2%			
																3 <sup>rd</sup>	1 <sup>st</sup>	31-24 71.4%			
																FT%	14-20	20.0%			
																Technical Fouls: NONE					

Dead Ball Rebounds: 5, 0

Northwestern - 61		Record: 6-3 (1-0)																		
NO.	Name	Min	FG M-A	3P M-A	FT M-A	Rebounds OR DR TOT	Fouls PF FD	TP	AS	TO	ST	Blocks BS BA	+/-	Shooting By Period						
10	Caileigh Walsh	F 18:17	6-12	2-3	0-0	2 1 3	5 1	14	1	2	1	1	1	10	1st	FG%	8-20	40.0%		
15	Courtney Shaw	F 27:06	2-8	0-0	3-4	5 5 10	2 4	7	0	2	1	1	1	0	3PT%	1-4	25.0%			
4	Jillian Brown	G 31:19	2-7	2-5	1-2	1 3 4	2 2	7	2	1	1	1	0	5	FT%	0-0	0%			
12	Veronica Burton	G 38:55	3-8	1-4	12-12	0 3 3	2 8	19	6	4	4	2	0	10	2nd	FG%	6-19	31.6%		
21	Melannie Daley	G 32:34	3-13	0-1	0-0	1 2 3	0 0	6	2	3	3	0	0	14	3PT%	2-5	40.0%			
20	Paige Mott	23:59	2-4	0-0	0-0	2 4 6	1 1	4	1	2	0	0	0	-4	FT%	2-2	100%			
23	Jasmine McWilliams	09:28	1-3	0-0	0-0	1 2 3	1 0	2	2	0	0	0	0	8	3rd	FG%	4-11	36.4%		
1	Kaylah Rainey	08:31	0-3	0-1	0-0	0 0 0	0 0	0	0	0	1	0	1	0	3PT%	2-3	66.7%			
13	Mercy Ademusayo	06:04	0-1	0-0	0-0	0 1 1	1 1	1	0	0	0	1	0	4	FT%	0-0	0%			
42	Anna Morris	03:47	1-1	0-0	0-0	0 0 0	0 1	2	0	0	0	0	0	10	4th	FG%	0-10	20.0%		
Team						4 3 7		0		2					3PT%	0-2	0.0%			
Totals		20:60	5-14	16-18	16 24 40	14 18	61	14	16	11	6	2	12		FT%	14-16	87.5%			
															GM FG%				20-60	33.3%
															3PT%				5-14	35.7%
															FT%				16-18	88.9%
Technical Fouls: NONE																				

Dead Ball Rebounds: 2, 0

UW		NU		Points from		Turnovers		Period by Period Scoring	
Biggest lead	1 (1 <sup>st</sup> 8:57)	18 (3 <sup>rd</sup> 8:08)		13	21			1st 2nd 3rd 4th TOT	
Best Scoring Run	9 (4 <sup>th</sup> 7:35)	9 (2 <sup>nd</sup> 8:34)		16	24			UW 7 11 14 17 49	
Lead Changes	4			6	12				
Times Tied	0			0	15			NU 17 16 10 18 61	
Time with Lead	01:33	37:43		10	8				



Official Basketball Box Score - Final  
**Michigan at Wisconsin**  
 12/09/21 Kohl Center, Madison  
 2021-22 Women's Basketball

Game Time: 8:05 PM  
 Game Duration: 1:50  
 Attendance: 2,069

Officials: Gina Cross, Felicia Grinter, Angelica Sufren

Michigan - 93		Record: 9-1 (1-0)																									
NO. Name		Min	FG	3P	FT	Rebounds	Fouls	TP	AS	TO	ST	Blocks	BS	BA	+/	Shooting By Period											
			Min	M-A	M-A	OR	DR	TP					BS	BA		1st FG%	10-15	66.7%									
00 Naz Hillmon	F	34:36	8-15	0-0	5-6	5	1	6	5	5	21	5	3	0	0	0	3PT%	2-5	40.0%								
33 Emily Kiser	F	35:36	6-12	0-0	5-6	4	4	8	3	7	17	0	2	0	0	3	FT%	0-0	0%								
5 Laila Phelia	G	19:22	3-7	0-1	0-0	1	4	5	3	0	6	0	0	1	0	9	2nd FG%	7-18	38.9%								
23 Danielle Rauch	G	35:53	5-10	3-6	5-6	0	2	2	1	3	18	3	0	1	1	7	3PT%	1-3	33.3%								
32 Leigha Brown	G	28:49	6-11	1-3	0-2	0	6	6	1	2	13	5	1	4	2	0	FT%	6-8	75%								
3 Maddie Nolan		25:14	4-7	3-6	0-0	1	1	2	4	0	11	3	0	1	0	12	3rd FG%	12-18	66.7%								
10 Jordan Hobbs		02:29	0-0	0-0	0-0	0	0	0	0	1	0	0	0	0	0	3	3PT%	2-5	40.0%								
34 Izabel Varejão		07:44	3-3	0-0	1-2	1	0	1	1	3	7	1	0	0	0	11	FT%	2-4	50%								
2 Michelle Sidor		04:12	0-2	0-1	0-0	0	0	0	0	0	0	0	0	0	0	-5	4th FG%	6-16	37.5%								
30 Elise Stuck		01:41	0-0	0-0	0-0	0	1	1	1	0	0	0	1	0	0	-1	3PT%	2-4	50.0%								
12 Ari Wiggins		04:24	0-0	0-0	0-0	0	0	0	0	0	0	1	0	0	1	0	FT%	8-10	80%								
Team						0	0	0			0						GM FG%	35-67	52.2%								
Totals			35-67	7-17	16-22	12	19	31	20	20	93	18	7	7	4	3	12	3PT%	7-17	41.2%							
															Technical Fouls: NONE						FT%			16-22	72.7%		

Dead Ball Rebounds: 3, 1

Wisconsin - 81		Record: 2-6 (0-2)																									
NO. Name	Min	FG	3P	FT	Rebounds	Fouls	TP	AS	TO	ST	Blocks	BS	BA	+/													
		M-A	M-A	M-A	OR DR TOT	PF FD																					
41 Sara Stapleton	F 20:48	4-8	0-0	0-1	1 3 4	5 3	8	1	1	0	2	0	-1														
2 Katie Nelson	G 28:56	1-3	0-1	0-0	1 4 5	2 1	2	0	2	1	0	0	-19														
3 Brooke Schramek	G 27:08	4-8	0-2	2-4	1 3 4	5 2	10	2	2	0	1	0	-11														
5 Julie Pospisilova	G 35:09	8-16	3-6	2-2	2 1 3	1 2	21	4	3	0	0	2	-6														
30 Sydney Hillard	G 34:57	6-10	0-0	4-5	3 4 7	3 5	16	7	2	1	0	2	-5														
10 Halle Douglass	16:32	0-3	0-2	0-2	0 1 1	1 2	0	2	1	0	0	0	-3														
14 Krystyna Eliew	26:33	4-6	2-4	8-8	1 5 6	0 5	18	0	2	0	0	0	-9														
40 Tara Stauffacher	09:57	2-4	2-3	0-0	0 1 1	3 0	6	0	0	0	0	0	-6														
Team					1 1 2	0 0	2																				
Totals		29:58	7-18	16-22	10 23 33	20 20	81	16	15	2	3	4	-12														
															Shooting By Period												
															1st FG% 5-10 50.0%												
															3PT% 0-2 0.0%												
															FT% 3-5 60%												
															2nd FG% 3-9 55.6%												
															3PT% 1-3 33.3%												
															FT% 7-10 70%												
															3rd FG% 7-16 43.8%												
															3PT% 3-4 75.0%												
															FT% 4-4 100%												
															4th FG% 12-23 52.2%												
															3PT% 3-9 33.3%												
															FT% 2-3 66.7%												
															GM FG% 29-58 50.0%												
															3PT% 7-18 38.9%												
															FT% 16-22 72.7%												
															Technical Fouls: NONE												

## 2021-22 Boxscores



Official Basketball Box Score - Final  
Indiana at Wisconsin  
01/05/22 Kohl Center, Madison  
2021-22 Women's Basketball

Game Time: 6:30 PM  
Game Duration: 1:39  
Attendance: 2,053

Officials: Michael McConnell, Nykeshia Thompson, Angelica Saffron

Indiana - 76		Record: 12-2 (4-0)																
NO.	Name	Min	FG M-A	3P M-A	FT M-A	Rebounds OR DR TOT	Fouls FF FT	TP	AS	TO	ST	Blocks BS BA	+/	Shooting By Period				
10	Aleksa Gulbe	F 37:28	4-10	1-3	4-5	3	4	7	3	4	13	1	1	2	1	0	29	1st FG% 6-14 42.9%
54	Mackenzie Holmes	F 35:22	6-11	0-1	4-4	3	5	8	1	3	16	0	2	0	1	1	18	3PT% 2-5 40.0%
4	Nicole Cardano-Hillary	G 25:02	4-12	2-7	1-1	0	1	1	2	2	11	3	2	1	0	0	16	FT% 3-4 75%
14	Ali Patberg	G 35:24	6-8	4-5	2-2	0	4	4	0	2	18	3	1	0	0	0	30	2nd FG% 8-14 57.1%
34	Grace Berger	G 36:03	4-9	0-0	1-2	0	8	8	3	2	9	11	1	1	0	0	22	3PT% 2-4 50.0%
23	Kiandra Browne	13:54	2-3	0-0	0-0	3	1	4	4	1	4	0	4	0	0	0	7	FT% 1-1 100%
1	Kaitlin Peterson	13:31	2-5	1-3	0-0	1	1	2	1	0	5	0	2	0	0	0	1	3rd FG% 7-14 50.0%
2	Mona Zaric	01:36	0-0	0-0	0-0	0	0	0	0	0	0	0	0	0	0	0	-4	3PT% 1-4 25.0%
25	Anielle Wisne	01:36	0-0	0-0	0-0	0	0	0	0	0	0	0	0	0	0	0	-4	FT% 6-6 100%
Team						0	2	2			0							4th FG% 7-16 43.8%
Totals		28:58	8-19	12-14	10	26	36	14	14	76	18	13	4	2	1	23		3PT% 3-6 50.0%
Technical Fouls: NONE																		FT% 2-3 66.7%
																		GMFG% 28-58 48.3%
																		3PT% 8-19 42.1%
																		FT% 12-14 85.7%
																		Dead Ball Rebounds: 3, 4



Official Basketball Box Score - Final  
Wisconsin at Illinois  
01/09/22 State Farm Center, Champaign  
2021-22 Women's Basketball

Game Time: 2:00 PM  
Game Duration: 1:36  
Attendance: 2,066

Officials: Maggie Tieran, Kalei Enterline, Timothy Greene

Wisconsin - 47		Record: 3-11 (0-4)																	
NO.	Name	Min	FG M-A	3P M-A	FT M-A	Rebounds OR DR TOT	Fouls PF FO	TP	AS	TO	ST	Blocks BS BA	+/	Shooting By Period					
2	Katie Nelson	G 40:00	5-12	2-7	0-2	0 4 4	2	4	12	6	1	1	0	0	-21	1st	FG%	5-16	31.3%
3	Brooke Schramek	G 16:16	1-6	1-4	0-0	2 0 2	1	0	3	2	3	0	0	2	-7	3PT%	3-9	33.3%	
5	Julie Pospisilova	G 38:31	6-20	2-8	0-0	1 2 3	3	3	14	1	4	2	1	2	-23	FT%	0-0	0%	
10	Halle Douglass	G 31:29	1-2	0-1	2-2	2 5 7	2	2	4	1	1	2	0	1	-15	2nd	FG%	8-16	50.0%
14	Krystyna Ellw	G 26:27	3-9	1-4	0-0	1 1 2	3	0	7	0	2	0	0	1	-25	3PT%	3-9	33.3%	
40	Tara Stauffacher	25:34	1-4	0-3	0-0	1 4 5	1	0	2	1	2	0	0	0	-7	FT%	0-0	0%	
41	Sara Stapleton	10:32	1-2	0-0	0-0	1 2 3	1	1	2	0	2	0	1	0	-8	3rd	FG%	3-11	27.3%
24	Natalie Leuzinger	10:25	1-3	1-3	0-0	0 0 0	3	0	3	1	0	0	0	0	3	3PT%	1-7	14.3%	
23	Lexi Duckett	00:46	0-0	0-0	0-0	0 0 0	0	0	0	0	0	0	0	0	-2	FT%	2-2	100%	
Team						3 1 4		0	0							4th	FG%	3-15	20.0%
Totals			19-58	7-30	2-4	11 19 30	16 10	47	12	15	5	2	6	-21		3PT%	0-5	0.0%	
																FT%	0-2	0%	
Technical Fouls: NONE																			
GMFG%																		19-58	32.8%
3PT%																		7-30	23.3%
FT%																		2-4	50.0%
Dead Ball Rebounds: 1, 1																			

Wisconsin - 53		Record: 3-10 (0-3)															
NO.	Name	Min	FG	3P	FT	Rebounds	Fouls	TP	AS	TO	ST	Blocks	BS	BA	+/		
			M-A	M-A	M-A	OR	DR	TOT	P	F	D						
2	Katie Nelson	G 36:34	0-0	0-0	2-2	1	3	4	0	5	2	4	1	2	0	-27	
3	Brooke Schramek	G 30:22	1-7	1-3	4-4	1	5	6	2	3	7	2	1	0	1	-25	
5	Julie Pospisilova	G 30:35	6-12	3-7	0-0	1	3	4	4	0	15	1	3	2	0	-16	
10	Halle Douglass	G 29:48	4-12	1-6	0-0	0	4	4	2	1	9	0	1	0	0	-26	
30	Sydney Hillard	G 35:14	5-12	0-0	2-2	0	2	0	1	10	4	3	3	0	0	-21	
14	Krystyna Ellw	19:34	2-9	1-5	0-0	0	1	1	2	1	5	0	2	1	0	-2	
41	Sara Stapleton	11:25	2-3	0-0	1-3	0	0	0	3	3	5	0	2	0	0	-4	
40	Tara Stauffacher	04:52	0-1	0-0	0-0	0	0	0	1	0	1	0	0	0	0	2	
24	Natalie Leuzinger	01:36	0-0	0-0	0-0	0	0	0	0	0	0	0	0	0	0	4	
Team						1	3	4		0	1						
Totals			20-56	6-21	7-9	6	19	25	14	14	53	12	14	8	1	2	-23
Technical Fouls: NONE																	
Dead Ball Rebounds: 20																	
Shooting By Period																	
1 <sup>st</sup> FG		4-13		30.8%													
3PT <sup>1</sup>		2-6		33.3%													
FT <sup>2</sup>		2-2		100%													
2 <sup>nd</sup> FG		4-16		25.0%													
3PT <sup>1</sup>		1-5		20.0%													
FT <sup>2</sup>		0-0		0%													
3 <sup>rd</sup> FG		9-18		50.0%													
3PT <sup>1</sup>		1-3		33.3%													
FT <sup>2</sup>		2-3		66.7%													
4 <sup>th</sup> FG		3-9		33.3%													
3PT <sup>1</sup>		2-7		28.6%													
FT <sup>2</sup>		3-4		75%													
GMFG		20-56		35.7%													
3PT <sup>1</sup>		6-21		28.6%													
FT <sup>2</sup>		7-9		77.8%													



## 2021-22 Boxscores



Official Basketball Box Score - Final  
**Wisconsin at Michigan**  
 01/20/22 Crisler Center, Ann Arbor  
 2021-22 Women's Basketball

Game Time: 7:00 PM  
 Game Duration: 1:39  
 Attendance: 1,994

Officials: Mark Resch, Erica Herriman, Josh Howell

Wisconsin - 44		Record: 4-13 (1-6)															
NO.	Name	Min	FG M-A	3P M-A	FT M-A	Rebounds OR DR TOT	Fouls PF FD	TP	AS	TO	ST	Blocks BS BA	+/-	Shooting By Period			
2	Katie Nelson	G 32:05	1-5	1-4	0-0	1 0 1	3 1	3	2	3	0	0 0	-34	1 <sup>st</sup>	FG%	5-13	38.5%
3	Brooke Schramek	G 21:44	3-8	0-1	0-0	2 2 4	4 1	6	0	1	1	1 2	-20	3P%	2-7	28.6%	
5	Julie Pospisilova	G 32:06	3-12	1-4	0-0	1 1 2	1 2	7	0	2	0	0 1	-32	FT%	0-0	0%	
10	Halle Douglass	G 22:08	2-6	0-1	0-0	0 0 0	5 0	4	1	1	1	0 0	-25	2 <sup>nd</sup>	FG%	2-11	18.2%
30	Sydney Hillard	G 34:09	5-10	0-0	3-3	0 3 3	2 5	13	5	7	3	0 0	-32	3P%	0-5	0.0%	
41	Sara Stapleton	16:55	1-2	0-0	0-0	0 1 1	2 2	2	0	0	0	0 0	-19	FT%	1-1	100%	
14	Krystyna Ellew	14:59	2-4	0-0	2-3	0 0 0	1 3	6	0	0	0	0 0	-21	3 <sup>rd</sup>	FG%	6-18	33.3%
40	Tara Stauffacher	19:13	1-6	1-4	0-0	1 0 1	0 0	3	0	0	0	0 0	-14	3P%	1-2	50.0%	
24	Natalie Leuzinger	03:51	0-0	0-0	0-0	0 1 1	0 0	0	0	0	0	0 0	0	FT%	2-2	100%	
23	Lexi Duckett	02:50	0-1	0-1	0-0	0 0 0	0 0	0	0	0	0	0 0	2	4 <sup>th</sup>	FG%	5-12	41.7%
														3P%	0-1	0.0%	
														FT%	2-3	66.7%	
Team						2 4 6		0	1					GM FG%	18-54	33.3%	
Totals			18-54	3-15	5-6	7 12 19	18 14	44	8	15	5	1 3	-39	3P%	3-15	20.0%	
Technical Fouls: NONE														FT%	5-6	83.3%	

Dead Ball Rebounds: 2, 0

Michigan - 83		Record: 16-2 (7-1)														
NO. Name		Min	FG M-A	3P M-A	FT M-A	Rebounds OR DR TOT	Fouls PF FD	TP	AS	TO	ST	Blocks BS BA	+/-	Shooting By Period		
00 Naz Hillmon	F	23:15	8-13	0-0	5-9	6 5 11	2 5	21	2	3	2	0 1	17	1 <sup>st</sup> FG	6-13 46.2%	
33 Emily Kiser	F	28:40	2-8	0-1	5-6	2 5 7	0 6	9	1	3	1	2 0	36	3PT%	3-5 60.0%	
3 Maddie Nolan	G	26:02	3-5	2-4	0-0	0 7 7	2 0	8	2	1	0	0 0	25	FT	4-5 80.0%	
23 Danielle Rauch	G	26:37	3-4	1-2	0-0	0 4 4	1 0	7	2	0	0	1 0	33	2 <sup>nd</sup> FG	11-17 64.7%	
32 Leigha Brown	G	27:12	3-10	1-3	4-4	0 2 2	1 3	11	5	0	3	0 0	25	3PT%	1-4 25.0%	
30 Elise Stuck		08:04	2-2	0-0	0-0	0 0 0	1 1	4	0	1	1	0 0	10	FT	2-2 100%	
1 Amy Dik		15:46	0-1	0-1	0-0	1 0 1	3 0	0	2	2	2	0 0	17	3 <sup>rd</sup> FG	6-12 50.0%	
5 Laia Phelia		13:26	3-4	1-1	2-2	0 0 0	1 1	9	1	0	1	0 0	20	3PT%	1-2 50.0%	
34 Izabel Varejao		05:51	1-1	0-0	2-2	0 0 0	1 1	4	0	0	0	0 0	-2	FT	6-10 60.0%	
44 Cameron Williams		12:00	5-6	0-0	0-0	3 2 5	1 1	10	0	1	0	0 0	17	4 <sup>th</sup> FG	7-14 50.0%	
24 Michelle Sidor		05:57	0-2	0-2	0-0	0 2 2	1 0	0	0	0	0	0 0	-1	3PT%	0-3 0.0%	
10 Jordan Hobbs		02:50	0-0	0-0	0-0	0 0 0	0 0	0	0	0	0	0 0	-2	FT	6-6 100%	
12 Ari Wiggins		02:10	0-0	0-0	0-0	0 0 0	0 0	0	0	0	0	0 0	0	GM FG	30-56 53.6%	
25 Whitney Solom		02:10	0-0	0-0	0-0	0 0 0	0 0	0	0	0	0	0 0	0	3PT%	5-14 35.7%	
Team						3 1 4		0	0					FT	19-23 78.3%	
Totals			30-56	5-14	18-23	15 28 43	14 18	83	15	11	10	3 1	39	Dead Ball Rebounds: 4		
Technical Fouls: NONE																

Dead Ball Rebounds: 4, 0

	Wisc	Mich
Biggest lead	3 (1 <sup>st</sup> 9:44)	43 (4 <sup>th</sup> 4:43)
Best Scoring Run	6 (4 <sup>th</sup> 2:01)	13 (2 <sup>nd</sup> 4:53)
Lead Changes	7	
Times Tied	2	
Time with Lead	01:53	36:49

Points from	Wisc	Mich
Turnovers	9	15
Paint	24	46
Second Chance	8	22
Fast Breaks	0	2
Bench	11	27

Period by Period Scoring	1st	2nd	3rd	4th	TOT
Wisc	12	5	15	12	44
Mich	19	25	19	20	83



Official Basketball Box Score - Final  
**Wisconsin at Nebraska**  
 01/27/22 Pinnacle Bank Arena, Lincoln  
 Nebraska vs Wisconsin

Game Time: 8:01 PM  
 Game Duration: 1:38  
 Attendance: 3,528

Officials: Kevin Pettet, Angie Erlund, Erica Parker

Wisconsin - 44		Record: 5-14 (2-7)															
NO. Name	Min	FG M-A	3P M-A	FT M-A	Rebounds OR DR TOT	Fouls PF FD	TP	AS	TO	ST	Blocks BS BA	+/-	Shooting By Period				
2 Katie Nelson	G 38:45	0-5	0-2	0-0	1 0 1	0 1	0	1	2	1	0 1	-28	1 <sup>st</sup>	FG:	5-17	23.4%	
3 Brooke Schramek	G 34:30	2-10	0-3	5-6	2 3 5	2 4	9	2	6	0	2 2	-26	1 <sup>st</sup>	3PT:	0-7	0.0%	
5 Julie Pospisilova	G 34:28	5-16	2-8	0-0	1 5 6	2 1	12	0	4	2	0 0	-27	2 <sup>nd</sup>	FG:	0-0	0%	
10 Halle Douglass	G 27:36	2-7	0-3	0-0	5 3 8	3 1 4	2	2	2	1	0 0	-18	2 <sup>nd</sup>	3PT:	0-4	0.0%	
30 Sydney Hillard	G 31:50	8-11	0-0	1-1	3 3 6	1 3 16	3	1	0	0	1 1	-22	2 <sup>nd</sup>	FT:	1-3	33.3%	
40 Tara Stauffacher	14:13	0-5	0-4	0-0	0 1 1	2 2 0	0	0	0	0	0 0	-15	3 <sup>rd</sup>	FG:	5-13	38.5%	
14 Krystyna Ellew	07:53	1-2	1-2	0-0	0 1 1	0 0 3	0	1	0	0	0 0	-14	3 <sup>rd</sup>	3PT:	2-5	40.0%	
41 Sara Stapleton	03:41	0-0	0-0	0-0	0 0 0	0 0 1	0	0	0	0	0 0	-7	3 <sup>rd</sup>	FT:	2-2	100%	
24 Natalie Leuzinger	05:49	0-0	0-0	0-0	0 0 0	0 0 1	0	0	1	0	0 0	-3	4 <sup>th</sup>	FG:	3-11	27.3%	
23 Lexi Duckett	01:15	0-0	0-0	0-0	0 0 0	0 0 0	0	0	0	0	0 0	-5	4 <sup>th</sup>	3PT:	1-6	16.7%	
Team					3 4 7		0	1					4 <sup>th</sup>	FT:	2-2	100%	
Totals		18-56	3-22	5-7	15 20 35	10 14	44	8	18	4	3 4	-33	GM	FG:	18-56	32.1%	
													3PT:	3-22	13.6%		
													FT:	5-7	71.4%		
Technical Fouls: NONE																	

Dead Ball Rebounds: 1, 0

Nebraska - 77		Record: 14-4 (3-4)													Great Ball Rebounds: 1-0	
NO.	Name	Min	FG M-A	3P M-A	FT M-A	Rebounds OR DR TOT	Fouls PF FD	TP	AS	TO	ST	Blocks BS BA	+/-	Shooting By Period		
14	Bella Cravens	F 21:47	3-5	0-0	1-1	2 5 7	1 2	7	0	0	1	0	23	1 <sup>st</sup>	FG% 8-15	53.3%
40	Alexis Markowski	C 18:08	6-12	1-2	2-4	3 5 8	2 3	15	1	0	1	0	27	3 <sup>PT</sup>	2-7	28.6%
0	Ashley Scoggin	G 23:07	3-6	3-6	0-0	0 1 1	0 1	9	1	0	0	0	21	3 <sup>PT</sup>	1-2	50%
1	Jaz Shelley	G 30:02	2-6	1-4	0-0	2 7 9	1 2	5	9	3	2	1	31	2 <sup>nd</sup>	FG% 8-18	44.4%
4	Sam Halby	G 23:53	5-13	1-5	0-0	2 1 3	0 1	11	4	2	1	1	29	3 <sup>PT</sup>	2-6	33.3%
34	Isabelle Bourne	17:38	3-9	0-3	0-0	2 3 5	2 0	6	0	2	0	1	7	3 <sup>rd</sup>	FG% 8-18	44.4%
15	Kendall Moriarty	11:50	3-3	0-0	0-1	1 1 2	2 1	6	1	1	1	0	5	3 <sup>PT</sup>	2-4	50.0%
3	Allison Weidner	12:30	3-6	0-0	0-0	1 0 1	0 0	6	1	0	2	0	1	FT	2-3	66.7%
21	Annika Stewart	10:01	2-2	0-0	0-0	2 0 2	3 0	4	2	0	0	0	3	4 <sup>th</sup>	FG% 9-18	50.0%
10	Whitney Brown	07:58	2-2	1-1	0-0	0 0 0	0 0	5	0	0	0	0	2	3 <sup>PT</sup>	2-8	25.0%
32	Kendall Coley	12:26	0-1	0-0	0-0	0 0 0	1 0	0	1	0	0	0	6	FT	0-1	0%
11	Ruby Porter	10:40	1-4	1-4	0-0	0 1 1	2 0	3	0	1	0	1	10	GM	FT% 33-69	47.8%
Team						4 0 4		0	0					3 <sup>PT</sup>	8-25	32.0%
Totals			33-69	8-25	3-6	19 24 43	14 10	77	20	9	8	4 3	33	FT	3-6	50.0%
Technical Fouls: NONE																
Dead Ball Rebounds: 0																

Dead Ball Rebounds: 0, 0

	WIS	NEB
Biggest lead	1 (1 <sup>st</sup> 8:14)	33 (4 <sup>th</sup> 0:47)
Best Scoring Run	5 (4 <sup>th</sup> 5:20)	14 (1 <sup>st</sup> 2:28)
Lead Changes	2	
Times Tied	0	
Time with Lead	01:40	37:52

Points from	WIS	NEB
Turnovers	11	25
Paint	28	46
Second Chance	21	18
Fast Breaks	0	12
Bench	3	30

Period by Period Scoring	1st	2nd	3rd	4th	TOT
WIS	10	11	14	9	44
NEB	19	18	20	20	77



Official Basketball Box Score - Final  
**Penn St. at Wisconsin**  
 01/23/22 Kohl Center, Madison  
 2021-22 Women's Basketball

Game Time: 2:00 PM  
 Game Duration: 1:45  
 Attendance: 3,189

Officials: Felicia Grinter, Maggie Tieman, Jamie Broderick

Penn St. - 57		Record: 9-8 (3-4)																
NO. Name	Min	FG M-A	3P M-A	FT M-A	Rebounds OR DR TOT	Fouls PF FD	TP	AS	TO	ST	Blocks BS BA	+/-	Shooting By Period					
1 Ali Brigham	C 17:01	1-4	0-0	0-0	1 2 3	3 1	2	0	4	0	1 1	-1	1 <sup>st</sup> FG%	5-12	41.7%			
5 Lailani Kapinus	G 28:32	4-8	1-3	1-1	0 6 6	5 1	10	2	5	2	2 0	5	3PT%	3-5	60.0%			
20 Makenna Marisa	G 37:35	8-15	4-6	6-9	0 2 2	4 5	26	1	8	1	1 0	5	FT%	4-5	80%			
23 Shay Hagans	G 27:11	2-6	0-1	1-2	1 0 1	0 2	5	2	2	4	1 0	-9	2 <sup>nd</sup> FG%	6-11	54.5%			
25 Kelly Jekot	G 27:17	0-2	0-0	0-0	1 1 1	1 0	0	0	2	1	1 0	-10	3PT%	1-4	25.0%			
11 Anna Camden	27:56	1-6	1-2	0-0	2 6 8	1 1	3	2	2	1	1 0	-21	FT%	1-1	100%			
10 Tova Sabel	20:16	4-6	0-0	1-1	3 3 6	2 2	9	0	0	0	1 0	-11	3 <sup>rd</sup> FG%	4-11	36.4%			
15 Maddie Burke	14:12	1-3	0-2	0-0	0 0 0	0 0	2	0	0	0	1 0	-8	3PT%	1-3	33.3%			
													FT%	3-4	75%			
Team					2 2 4		0						4 <sup>th</sup> FG%	6-16	37.5%			
Totals		21-50	6-16	9-13	9 22 31	16 12	57	7	23	9	8 1	-12	3PT%	1-4	25.0%			
Technical Fouls: NONE																		

## 2021-22 Boxscores



Official Basketball Box Score - Final  
Iowa at Wisconsin  
02/03/22 Kohl Center, Madison  
2021-22 Women's Basketball

Game Time: 6:30 PM  
Game Duration: 1:32  
Attendance: 3,923

Officials: Beverly Roberts, Tara Cruse, Erika Herriman

Iowa - 84

Record: 15-5 (9-2)

NO.	Name	Min	FG	3P	FT	Rebounds	Fouls	TP	AS	TO	ST	Blocks	+/-
			M-A	M-A	M-A	OR DR TOT	PF FD					BS BA	
25	Monika Czinano	C 26:01	8-13	0-0	1-1	0 5 5	0 2	17	0	1	1	0 4	19
1	Tomli Taiwo	G 36:11	3-4	2-3	0-0	0 5 5	0 0	8	4	0	0	1 0	28
4	Kylie Feuerbach	G 34:35	1-3	0-2	2-2	0 1 1	0 1	4	1	5	0	1 0	25
20	Kate Martin	G 34:19	4-7	2-2	0-0	1 4 5	1 1	10	3	1	3	3 1	31
22	Caitlin Clark	G 30:48	12-18	1-4	2-2	1 10 11	4 5	27	11	4	0	0 2	28
3	Sydney Affolter	G 24:07	1-7	0-1	0-0	1 7 8	2 0	2	2	1	2	0 1	24
44	Addison O'Grady	G 13:59	7-9	0-0	2-2	3 0 3	1 1	16	0	0	0	3 0	15
Team						2 1 3				0			
Totals			36-61	5-12	7-7	8 33 41	8 10	84	21	12	6	8 8	34

Technical Fouls: NONE

Shooting By Period	1st	2nd	3rd	4th	FT
1st FG%	6-15	40.0%			
3PT%	2-5	40.0%			
FT%	1-1	100%			
2nd FG%	10-15	66.7%			
3PT%	0-3	0.0%			
FT%	3-3	100%			
3rd FG%	13-18	72.2%			
3PT%	1-1	100.0%			
FT%	0-0	0%			
4th FG%	7-13	53.8%			
3PT%	2-3	66.7%			
FT%	3-3	100%			
GMFG%	36-61	59.0%			
3PT%	5-12	41.7%			
FT%	7-7	100.0%			

Dead Ball Rebounds: 0, 0



Official Basketball Box Score - Final  
Illinois at Wisconsin  
02/06/22 Kohl Center, Madison, WI  
2021-22 Women's Basketball

Game Time: 1:00 PM  
Game Duration: 1:50  
Attendance: 6,007

Officials: Angie Enlund, Cameron Inouye, Mark Resch

Illinois - 62

Record: 6-12 (1-6)

NO.	Name	Min	FG	3P	FT	Rebounds	Fouls	TP	AS	TO	ST	Blocks	+/-
			M-A	M-A	M-A	OR DR TOT	PF FD					BS BA	
44	Kendall Bostic	F 35:26	7-12	0-1	1-1	5 8 13	1 1	15	1	1	0	0 1	-16
0	Sara Anastasieska	G 23:59	6-9	1-2	0-0	0 5 5	5 0	13	2	6	0	0 0	6
11	Jada Peebles	G 28:15	2-8	2-4	0-0	0 3 3	2 1	6	2	0	0	1 0	-2
12	Jayla Oden	G 29:36	1-3	0-1	6-6	0 0 0	4 5	8	5	2	0	1 1	1
32	Aaliyah Nye	G 24:31	1-8	0-6	0-0	0 1 1	2 0	2	1	0	0	2 1	-4
24	Adalia McKenzie	22:51	2-8	0-0	2-4	3 5 8	1 2	6	2	3	1	0 0	-3
5	De'Myla Brown	15:39	2-6	1-2	2-2	0 0 0	1 1	7	14	0	0	0 1	-17
20	Erika Porter	06:37	1-2	0-0	0-0	2 0 2	3 0	2	0	1	1	0 0	-10
22	Eva Rubin	11:14	1-2	0-0	1-2	0 2 2	1 3	3	1	1	0	2 0	10
3	Solape Amusan	01:52	0-1	0-1	0-0	0 0 0	1 0	0	0	0	0	0 0	-5
Team						1 2 3				0			
Totals			23-59	4-17	12-15	11 26 37	21 13	62	14	14	2	6 4	-8

Technical Fouls: NONE

Dead Ball Rebounds: 3, 0

Wisconsin - 70

Record: 6-16 (3-9)

NO.	Name	Min	FG	3P	FT	Rebounds	Fouls	TP	AS	TO	ST	Blocks	+/-
			M-A	M-A	M-A	OR DR TOT	PF FD					BS BA	
2	Katie Nelson	G 40:00	3-14	2-8	6-8	2 3 5	0 6	14	6	0	3	0 1	8
3	Brooke Schramek	G 34:52	6-7	1-1	4-6	1 4 5	3 9	17	2	3	0	1 1	17
5	Julie Pospisilova	G 39:11	5-12	3-5	0	1 8 9	1 2	13	9	2	1	2 3	11
10	Halle Douglass	G 36:05	5-9	2-4	0	2 6 8	3 0	12	2	1	1	0 0	10
14	Krystyna Ellew	G 18:01	1-5	0-3	1-3	0 1 1	2 2	3	1	3	1	0 1	-1
24	Natalie Leuzinger	05:29	0-0	0-0	0	1 1 1	1 1	0	0	0	0	0 0	-17
41	Sara Stapleton	07:35	1-1	0-0	0-0	0 0 0	2 0	2	0	1	0	0 0	-9
40	Tara Stauffacher	18:47	4-5	1-2	0-0	0 1 1	1 1	9	1	0	0	1 0	2
Team						1 0 1				0			
Totals			25-53	9-23	11-17	7 24 31	13 21	70	21	13	6	4 6	8

Technical Fouls: NONE

Dead Ball Rebounds: 1, 1

Biggest lead	ILL	UW
4 (1st 3:37)	15 (3rd 3:57)	
Best Scoring Run	Turnovers	ILL UW
10 (2nd 5:12)	14 (2nd 8:49)	11 18
Lead Changes	Paint	30 26
1	Second Chance	10 5
Times Tied	Fast Breaks	11 18
5	Bench	18 11
Time with Lead	ILL	UW
03:50	32:06	18 11



Official Basketball Box Score - Final  
Wisconsin at Maryland  
02/06/22 XFINITY Center, College Park  
2021-22 Women's Basketball

Game Time: 6:00 PM  
Game Duration: 1:43  
Attendance: 4,123

Officials: Angelica Sutfren, Michael McConnell, Erica Parker

Wisconsin - 43

Record: 6-17 (3-10)

NO.	Name	Min	FG	3P	FT	Rebounds	Fouls	TP	AS	TO	ST	Blocks	+/-
			M-A	M-A	M-A	OR DR TOT	PF FD					BS BA	
2	Katie Nelson	G 37:55	3-7	1-3	4-4	0 2 2	1 3	11	2	2	2	0 0	-25
3	Brooke Schramek	G 35:22	4-8	2-3	6-6	0 5 5	4 4	16	2	7	0	1 1	-21
5	Julie Pospisilova	G 36:33	4-12	1-4	0-0	0 3 5	4 1	9	3	7	1	0 1	-24
10	Halle Douglass	G 37:26	2-6	1-3	0-0	1 6 7	3 1	5	2	4	0	0 1	-22
14	Krystyna Ellew	G 10:25	0-3	0-0	0-0	0 0 0	2 0	0	0	3	0	0 1	-17
40	Tara Stauffacher	26:30	1-3	0-1	0-0	1 0 1	2 3	2	1	0	1	0 0	-15
41	Sara Stapleton	05:18	0-1	0-0	0-0	1 0 1	1 0	0	0	1	0	0 1	-7
24	Natalie Leuzinger	10:31	0-1	0-0	0-0	0 0 0	0 0	0	0	0	0	0 0	-4
Team						0 1 1				0			
Totals			14-41	5-14	10-10	6 16 22	17 12	43	10	26	4	1 5	-27

Technical Fouls: NONE

Shooting By Period	1st	2nd	3rd	4th	FT
1st FG%	3-11	27.3%			
3PT%	1-2	50.0%			
FT%	1-1	100%			
2nd FG%	4-8	50.0%			
3PT%	2-3	66.7%			
FT%	4-4	100%			
3rd FG%	3-10	30.0%			
3PT%	0-5	0.0%			
FT%	2-2	100%			
4th FG%	4-12	33.3%			
3PT%	2-4	50.0%			
FT%	3-3	100%			
GMFG%	14-41	34.1%			
3PT%	5-14	35.7%			
FT%	10-10	100.0%			

Dead Ball Rebounds: 0, 1



Official Basketball Box Score - Final  
Purdue at Wisconsin  
02/13/22 Kohl Center, Madison, WI  
2021-22 Women's Basketball

Game Time: 1:00 PM  
Game Duration: 1:47  
Attendance: 2,869

Officials: Bryan Enterline, Erika Herriman, Xiomara Cruz

Purdue - 52

Record: 14-11 (5-8)

NO.	Name	Min	FG	3P	FT	Rebounds	Fouls	TP	AS	TO	ST	Blocks	+/-
			M-A	M-A	M-A	OR DR TOT	PF FD					BS BA	
35	Rickie Woltman	F 18:58	3-8	0-0	0-0	0 5 5	5 1	6	0	1	1	2 0	-8
5	Cassidy Hardin	G 31:35	3-8	3-8	1-2	0 1 1	0 2	10	0	2	0	0 0	-4
10	Jeanne Terry	G 33:45	2-9	0-0	2-3	9 8 17	3 3	6	7	3	1	0 0	-4
23	Abbey Ellis	G 21:03	4-7	1-2	2-2	0 1 1	1 2	11	1	3	1	1 0	6
33	Madison Layden	G 35:16	1-12	0-6	2-2	1 3 4	2 1	4	1	1	1	0 1	0
14	Ava Leam	17:12	3-5	0-0	0-0	0 1 1	3 0	6	0	0	1	0 1	2
0	Brooke Moore	18:13	1-6	0-3	2-2	1 1 2	2 1	4	2	0	0	0 0	-4
3	Jayla Smith	21:48	1-4	1-3	2-2	0 2 2	1 1	5	0	1	0	0 0	-2
30	Nyagosa Gony	02:10	0-0	0-0	0-0	0 1 1	1 0	0	0	1	0	1 0	2
Team						1 3 4				0			
Totals			18-59	5-22	11-13	12 26 38	18 11	52	11	12	5	4 2	-2

Technical Fouls: NONE

Dead Ball Rebounds: 0, 1

Wisconsin - 54

Record: 7-17 (4-10)

NO.	Name	Min	FG	3P	FT	Rebounds	Fouls	TP	AS	TO	ST	Blocks	+/-
			M-A	M-A	M-A	OR DR TOT	PF FD					BS BA	
2	Katie Nelson	G 40:00	2-7	0-2	6-6	0 5 5	2 5	10	8	3	2	0 1	2
3	Brooke Schramek	G 34:23	4-10	0-2	5-7	1 8 9	3 6	13	2	3	0	1 0	8
5	Julie Pospisilova	G 36:24	6-13	2-5	1-2	1 3 4	3 2	15	0	1	1	1 0	4
10	Halle Douglass	G 37:57	2-4	1-2	0-2	0 4 4	0 3	5	3	1	0	0 0	2
14	Krystyna Ellew	G 29:14	4-13	3-6	0-0	0 7 7	1 1	11	0	3	1	0 2	15
40	Tara Stauffacher	11:43	0-3	0-1	0-0	0 1 1	1 1	0	0	2	0	0 1	-16
41	Sara Stapleton	01:13	0-0	0-0	0-0	0 1 0	0 0	0	0	1	0	0 0	-2
24	Natalie Leuzinger	09:06	0-0	0-0	0-0	0 0 0	1 0	0	0	1	0	0 0	-3
Team						2 2 4				0			
Totals			18-50	6-18	12-17	5 30 35	11 18	54	14	14	4	2 4	2

2021-22 Boxscores

NCAA

Official Basketball Box Score - Final

Michigan St. at Wisconsin

02/16/22 Kohl Center, Madison

2021-22 Women's Basketball

Game Time: 6:30 PM

Game Duration: 1:42

Attendance: 2,166

Officials: Julie Krommenhoek, Tim Daley, Natasha Carty

Michigan St. - 74

Record: 14-11 (8-6)

NO.	Name	Min	FG	M-A	3P	M-A	FT	M-A	Rebounds	OR	DR	TOT	Fouls	PF	FD	TP	AS	TO	ST	Blocks	BS	BA	+/-	
4	Alesia Smith	F 25:23	4-6	0-0	4-4	0	4	4	3	3	12	0	3	2	0	0	3							
14	Tajiyer Parks	F 25:59	4-8	0-0	1-2	2	6	8	1	1	9	1	0	1	2	1	10							
2	Tamara Farquhar	G 36:47	4-5	0-0	0-0	1	2	3	1	3	8	2	3	3	0	0	6							
11	Matilda Ekh	G 40:00	8-11	5-7	4-4	1	1	2	1	5	25	3	1	2	0	0	7							
24	Nia Clouden	G 39:20	6-12	0-2	0-2	0	3	3	4	2	12	8	4	0	0	0	10							
21	Laurel Jacqmain	06:59	0-2	0-2	0-0	0	0	0	0	0	0	0	1	1	1	0	1	-2						
12	Isaline Alexander	19:38	2-5	0-0	2-2	1	0	1	1	1	6	2	0	0	0	0	4							
23	Brooklyn Rewers	03:17	0-1	0-0	2-2	1	1	2	0	1	2	0	2	0	0	0	0							
20	Jayla James	02:37	0-0	0-0	0-0	0	1	1	0	0	0	0	0	0	0	0	-3							
Team									3	0	3		0		1									
Totals									28-50	5-11	13-16	9	18	27	11	16	74	17	15	9	2	2	7	

Technical Fouls:NONE

Shooting By Period

	1 <sup>st</sup>	2 <sup>nd</sup>	3 <sup>rd</sup>	4 <sup>th</sup>	GM
FG%	6-11	54.5%			
3PT%	0-2	0.0%			
FT%	0-0	0%			
FG%	7-14	50.0%			
3PT%	1-3	33.3%			
FT%	3-4	75%			
FG%	7-13	53.8%			
3PT%	3-4	75.0%			
FT%	6-6	100%			
FG%	8-12	66.7%			
3PT%	1-2	50.0%			
FT%	4-6	66.7%			
GM FG%	28-50	56.0%			
3PT%	5-11	45.5%			
FT%	13-16	81.3%			

Dead Ball Rebounds: 3, 0

NCAA

Official Basketball Box Score - Final

Wisconsin at Ohio St.

02/20/22 Value City Arena, Columbus

2021-22 Women's Basketball

Game Time: 2:00 PM

Game Duration: 1:37

Attendance: 5,683

Officials: Brad Maxey, Nykesha Thompson, Kaei Enterline

Wisconsin - 42

Record: 7-19 (4-12)

NO.	Name	Min	FG	M-A	3P	M-A	FT	M-A	Rebounds	OR	DR	TOT	Fouls	PF	FD	TP	AS	TO	ST	Blocks	BS	BA	+/-	
2	Katie Nelson	G 40:00	4-10	2-4	0-0	0	2	2	1	6	10	4	3	1	0	1	-17							
3	Brooke Schramek	G 32:10	3-13	0-4	1-4	0	6	6	5	3	7	3	1	0	0	-18								
5	Julie Pospisilova	G 38:40	4-11	2-4	1-1	1	7	8	2	2	11	2	3	1	0	0	-19							
10	Halle Douglass	G 33:10	1-5	0-1	1-2	2	2	4	2	1	3	1	5	0	0	-13								
14	Krystyna Ellew	G 36:50	3-11	2-4	3-4	3	3	6	3	3	11	0	2	0	0	-17								
40	Tara Stauffacher	10:46	0-0	0-0	0-0	0	3	3	1	0	0	0	2	0	0	-2								
24	Natalie Leuzinger	04:30	0-0	0-0	0-0	0	0	0	1	1	0	0	1	1	0	0	2							
41	Sara Stapleton	03:54	0-0	0-0	0-0	0	1	1	0	1	0	0	0	0	0	-1								
Team									0	3	3		0		1									
Totals									15-50	6-17	6-11	6	27	33	15	17	42	10	18	3	0	1	-17	

Technical Fouls:NONE

Shooting By Period

	1 <sup>st</sup>	2 <sup>nd</sup>	3 <sup>rd</sup>	4 <sup>th</sup>	GM
FG%	6-15	40.0%			
3PT%	2-6	33.3%			
FT%	1-1	100%			
FG%	3-10	30.0%			
3PT%	1-3	33.3%			
FT%	0-2	0%			
FG%	2-11	18.2%			
3PT%	0-2	0.0%			
FT%	3-4	75%			
FG%	4-14	28.6%			
3PT%	3-6	50.0%			
FT%	2-4	50%			
GM FG%	15-50	30.0%			
3PT%	6-17	35.3%			
FT%	6-11	54.5%			

Dead Ball Rebounds: 1, 0

MSU

UW

Biggest lead

13 (4<sup>th</sup> 3:19)

5 (1<sup>st</sup> 1:45)

Best Scoring Run

9 (3<sup>rd</sup> 1:16)

7 (1<sup>st</sup> 1:45)

Lead Changes

12

Times Tied

11

Time with Lead

18:14

16:09

Points from

MSU

UW

Turnovers

14

20

Paint

30

12

Second Chance

2

9

Fast Breaks

7

0

Bench

8

8

Period by Period Scoring

1st

2nd

3rd

4th

TOT

MSU

12

18

23

21

74

UW

15

20

11

21

67

WISC

OSU

Biggest lead

2 (1<sup>st</sup> 9:28)

25 (3<sup>rd</sup> 2:48)

Best Scoring Run

6 (1<sup>st</sup> 0:01)

16 (3<sup>rd</sup> 5:49)

Lead Changes

1

Times Tied

2

Time with Lead

00:51

37:42

Points from

WISC

OSU

Turnovers

14

22

Paint

16

32

Second Chance

2

6

Fast Breaks

5

8

Bench

0

13

Period by Period Scoring

1st

2nd

3rd

4th

TOT

WISC

15

7

7

13

42

OSU

16

16


19

8

59




## RADIO/TV ROSTER

**2**

**KATIE NELSON**  
G | Grad. | 5-8  
Falmouth, Mass.

**3**


**BROOKE SCHRAMEK**  
F | So. | 6-1  
Naperville, Ill.

**5**

**JULIE POSPÍŠILOVÁ**  
G | Jr. | 6-0  
Prague, Czech Rep

**10**

**HALLE DOUGLAS**  
F | So. | 6-1  
Lake Forest, Ill.

**11**

**MATY WILKE**  
G | Fr. | 5-10  
Beaver Dam, Wis.

**14**


**KRISTYNA ELLEW**  
G | Fr. | 5-10  
Chicago, Ill.

**20**

**SACIA VANDERPOOL**  
F | Fr. | 6-4  
Byron, Minn.

**24**

**NATALIE LEUZINGER**  
G | So. | 5-8  
Monroe, Wis.

**30**

**SYDNEY HILLIARD**  
G | Jr. | 5-11  
Monroe, Wis.

**40**

**TARA STAUFFACHER**  
F | Jr. | 5-11  
Columbus, Wis.

**41**

**SARA STAPLETON**  
F/C | Jr. | 6-3  
Blaine, Minn.



**HEAD COACH**  
**MARISA MOSELEY**  
UW Record: 7-19 (1st)  
Overall Record: 52-48 (4th)



**ASSOCIATE HEAD COACH**  
**SCOTT MERRITT**



**ASSISTANT COACH**  
**KATE BARNOSKY**



**ASSISTANT COACH**  
**CAROLINE DOTY**