

# WISCONSIN BASKETBALL

24 NCAA TOURNAMENT APPEARANCES ■ 4 FINAL FOURS ■ 21 BIG TEN CHAMPIONSHIPS ■ 21 CONSENSUS ALL-AMERICANS

## #15 WISCONSIN BADGERS

RECORD: 20-5, 11-4 BIG TEN



**Rankings (AP/Coaches):** 15/16  
**Head Coach:** Greg Gard  
**Record at Wisconsin:** 139-75 (7th Season)  
**Overall Record:** 139-75 (7th Season)

VS

## MICHIGAN WOLVERINES

RECORD: 14-10, 8-6 BIG TEN



**Rankings (AP/Coaches):** --/--  
**Head Coach:** Juwan Howard  
**Record at MICH:** 56-27 (3rd season)  
**Overall Record:** 56-27 (3rd season)

SUNDAY, FEB. 20 ■ NOON (CT) ■ MADISON, WIS. ■ KOHL CENTER ■ CBS

### WISCONSIN HOSTS MICHIGAN IN SUNDAY SHOWCASE ON CBS

- The Badgers look to keep pace near the top of the Big Ten standings when they host Michigan on Sunday. Tip is set for Noon (CT) on CBS.
- Up next, the Badgers travel to Minnesota on Wednesday at 8 pm (CT).

### FAST BREAK FACTS

- At halftime of Sunday's game, Wisconsin will honor Michael Finley (1992-95) and raise his #24 into the Kohl Center rafters (Page 2).
- At 20-5, Wisconsin is off to its best start since 2016-17 and has built one of the top resumes:
  - 6 - UW owns the nation's No. 6 strength of record and has played the 6th-toughest schedule in the NCAA according to ESPN (Page 2).
  - 8 - Wisconsin's 8 Quad 1 wins are 2nd most in the country, trailing only Baylor (9). The Badgers are 12-4 in the first 2 quadrants.
  - 10 - UW has 10 wins away from home this year.
- Wisconsin has reached the 20-win mark for the 17th time in the last 20 seasons, including 4 times under head coach Greg Gard.
  - UW has 10+ Big Ten wins for the 19th time in the last 21 years. The only team to do so.
- The Badgers are 12-1 in games decided by 6 or fewer points - most "close" wins in Div. 1.
- Wisconsin is averaging 71.0 ppg, which would be the team's highest mark since 2016-17.
  - The Badgers are playing at their fastest pace in over 20 years. (more on Page 2)
- **Johnny Davis** is playing like an All-American and is the only Big Ten player to lead his team in ppg (20.7), rpg (8.3) and apg (2.4). (Page 4)
  - During conference play, Davis has been even better, ranked 2nd in the Big Ten in both points (21.1 ppg) and rebounds (9.5 rpg).
  - Davis has been at his best in big games, leading the nation in scoring against Top-25 teams. In 7 games against ranked opponents this season, Davis is averaging 25.3 ppg and 8.6 rpg.
  - In UW's 3 biggest wins, Davis scored 37 at Purdue, 30 vs. Houston and 25 at MSU.
- Senior **Brad Davison** is having the best year of his career, ranking 15th in the Big Ten scoring 14.7 ppg. He is 2nd in the B1G shooting 36.5% 3FG in conference play. (more Page 6)
  - Davison has more than carried the load when needed. Since Dec. 1, Johnny Davis has scored below 19 points just 6x. In those games, Davison averaged 17.5 ppg.
- Wisconsin is 10-2 away from home this year, including a mark of 7-2 in true road games, leading the Big Ten in wins in both categories.
- UW is shooting 74.2% at the FT line and has made 94 more FTs (331) than its foes (245).
- Wisconsin leads the NCAA averaging just 8.6 turnovers per game.
- In his 7th season as head coach, **Greg Gard** has guided Wisconsin to a 139-75 (.650) record - 80-49 (.620) in Big Ten play. (more Page 7)
  - Gard owns the 7th-highest win percentage of any Big Ten coach of the last 40 years.
  - Including a win at No. 3 Purdue this season, Gard has led UW to 9 top-10 wins, including 6 away from home (4 in true road games).
- Coming off a career-high 23 points vs. Rutgers (2/12), Junior **Tyler Wahl** is averaging 12.1 ppg and 6.1 rpg in Big Ten play, shooting 54.3% FG.
- Sophomore **Steven Crawl** has made a big jump, averaging 9.1 ppg and 4.4 rpg. Last season, he had a **total** of 8 points and 9 rebounds (Page 8).
- Freshman **Chucky Hepburn** has proven mature beyond his years, turning the ball over just 31 times in 769 minutes played (Page 8).



In 7 games against ranked opponents this season, Johnny Davis leads the nation averaging 25.3 ppg.

### 2021-22 SCHEDULE

Nov. 9	ST. FRANCIS (NY)	W, 81-58
Nov. 12	GREEN BAY	W, 72-34
Nov. 15	PROVIDENCE*	L, 58-63

#### MAUI INVITATIONAL - Las Vegas, Nevada

Nov. 22	vs. Texas A&M	W, 69-58
Nov. 23	vs. Houston [12]	W, 65-63
Nov. 24	vs. Saint Mary's	W, 61-55

Dec. 1	at Georgia Tech^	W, 70-66
Dec. 4	MARQUETTE	W, 89-76
Dec. 8	INDIANA	W, 64-59
Dec. 11	at Ohio State [21]	L, 55-73
Dec. 15	NICHOLLS	W, 71-68
Dec. 23	GEORGE MASON	CANCELED
Dec. 29	ILLINOIS STATE	W, 89-85

Jan. 3	at Purdue [3]	W, 74-69
Jan. 6	IOWA	W, 87-78
Jan. 9	at Maryland	W, 70-69
Jan. 13	OHIO STATE [16]	W, 78-68
Jan. 18	at Northwestern	W, 82-76
Jan. 21	MICHIGAN ST. [14]	L, 74-86
Jan. 27	at Nebraska	W, 73-65
Jan. 30	MINNESOTA	W, 66-60

Feb. 2	at Illinois [18]	L, 67-80
Feb. 5	PENN STATE	W, 51-49
Feb. 8	at Michigan St. [17]	W, 70-62
Feb. 12	RUTGERS	L, 65-73
Feb. 15	at Indiana	W, 74-69
Feb. 20	MICHIGAN	NOON
Feb. 23	at Minnesota	8 PM
Feb. 26	at Rutgers	5 PM

March 1	PURDUE [5]	8 PM
March 6	NEBRASKA	1 PM

#### BIG TEN TOURNAMENT - Indianapolis, Ind.

Mar. 9-13 at Gainbridge Fieldhouse

#### NCAA TOURNAMENT

Mar. 15-16	First Four
Mar. 17-20	Rounds 1-2
Mar. 24-27	Sweet 16 / Elite 8
April 2-4	Final Four / Championship New Orleans

All times listed Central Standard Time

[ ] AP Top 25 Team Ranking

\* Gavitt Tipoff Games

^ Big Ten/ACC Challenge

Home games in **BOLD CAPS**

### FOLLOW THE #BADGERS

#### TV: CBS

App: CBSSports | Online: watchespn.com

- Play-by-Play: Andrew Catalon
- Analyst: Steve Lappas

#### RADIO: BADGER SPORTS NETWORK

App: iHeartRadio | Satellite: SiriusXM 195

- Play-by-Play: Matt Lepay
- Analyst: Mike Lucas

#### SOCIAL MEDIA: #ONWISCONSIN

- Twitter: @BadgerMBB
- Instagram: badgermbb
- Facebook: /WisconsinMensBasketball
- YouTube: /WisconsinBadgers

### WISCONSIN'S PROBABLE STARTERS

No.	Name	Pts.	Reb.	Ast.	Of Note
1	JOHNNY DAVIS	20.7	8.3	2.4	When facing AP Top-25 foes, averaging 25.3 ppg and 8.6 rpg
5	TYLER WAHL	11.3	5.5	1.6	Team-high 51.7% FG; Career-high 23 points vs. Rutgers (2/12)
21	STEVEN CROWL	9.1	4.4	1.5	Big Ten play: 54.3% FG, 34.3% 3FGs, 86.7% FTs
23	CHUCKY HEPBURN	7.6	2.1	2.1	1.7 assist-to-turnover ratio (52-31); 0 turnovers last 67 minutes
34	BRAD DAVISON	14.7	4.2	2.0	Ranks 3rd in B1G shooting 36.5% 3FG Pct. in conf. play

## CHARTING THE BADGERS

## CAREER GAMES PLAYED

	Games	Starts	Cons. Starts
Brad Davison	153	149	149
Tyler Wahl	86	45	7
Johnny Davis	54	23	13
Steven Crowl	37	25	25
Jordan Davis	34	0	0
Ben Carlson	31	2	0
Carter Gilmore	29	0	0
Chuck Hepburn	25	25	25
Chris Vogt	25	0	0
Carter Higginbottom	22	0	0
Lorne Bowman	22	0	0
Jahcobi Neath	16	1	0
Justin Taphorn	9	0	0
Markus Ilver	7	0	0
Isaac Lindsey	5	0	0

## DOUBLE-DIGIT POINTS

	Career	'21-22	Cons.
Brad Davison	84 (61-23)	16 (13-3)	1
Johnny Davis	31 (23-8)	22 (18-4)	3
Tyler Wahl	18 (14-4)	13 (10-3)	0
Steven Crowl	11 (10-1)	11 (10-1)	0
Chuck Hepburn	8 (8-0)	8 (8-0)	0
Ben Carlson	1 (1-0)	0 (0-0)	0

## 20-POINT SCORING GAMES

	Career	'21-22	Cons.
Brad Davison	17 (12-5)	7 (5-2)	1
Johnny Davis	14 (11-3)	14 (11-3)	1
Tyler Wahl	3 (2-1)	3 (2-1)	0
Steven Crowl	1 (1-0)	1 (1-0)	0

## 30-POINT SCORING GAMES

	Career	'21-22	Cons.
Johnny Davis	3 (3-0)	3 (3-0)	1
Brad Davison	2 (1-1)	0	0

## DOUBLE-DIGIT REBOUNDS

	Career	'21-22	Cons.
Tyler Wahl	6 (4-2)	3 (3-0)	0
Johnny Davis	5 (4-1)	5 (4-1)	1
Brad Davison	1 (1-0)	0	0

## DOUBLE-DIGIT ASSISTS

	Career	'21-22	Cons.
None Active	--	--	--

## DOUBLE-DOUBLES

	Career	'21-22	Cons.
Johnny Davis	5 (4-1)	5 (4-1)	1
Tyler Wahl	3 (2-1)	1 (1-0)	0

## AMONG NATION'S BEST RESUMES

Off to a 20-5 start, Wisconsin has put together one of the nation's top resumes.

- Wisconsin owns the nation's No. 6 strength of record and has the 6th-toughest strength of schedule in the NCAA according to ESPN.
- According to NET rankings, Wisconsin is 8-4 in Quad 1 games, with only one loss outside the first quadrant.
- UW's 8 Quad 1 wins trail only Baylor (9) for the most in all of college basketball.
- UW is 12-5 in Quad 1/2 games this season (8-4 Quad 1, 4-1 Quad 2). Only Kansas (14), Auburn (13) and Baylor (13) have more Quad 1/2 win.
- Wisconsin is 20-3 at full strength this season, as 2 of the Badgers 5 losses came without starters: Johnny Davis (vs. Providence) and Tyler Wahl (vs. Michigan State).
- Wisconsin leads all major conference teams with 10 wins away from home (7 road, 3 neutral). Auburn and USC are the only other major conference teams with 10 road/neutral wins.

## GOING ON THE OFFENSIVE

"This is a different Badgers team...This isn't your knockdown, drag-out, rough it up Badgers. They can do that too, but they can also outscore you." - Stephen Bardo, FOX Sports

- The Badgers are averaging 71.0 ppg, which would be the team's 2nd-highest mark under Gard and the most since averaging 72.4 ppg during the 2016-17 season.
- UW has won 12 of the last 15 games and improved in almost every offensive category.
- Wisconsin has improved its 3-point shooting over its last 10 games:
  - First 5 Big Ten games: 24.5% (27-for-110)
  - Last 10 Big Ten games: 33.7% (70-for-208)

## Wisconsin Offensive Splits

	First 10	Last 15
PPG	67.2	72.7
FG%	.399	.439
3FG%	.297	.321
FTAs/G	17.8	19.9
Ast/G	9.7	12.3

- According to KenPom.com, the Badgers have an adjusted offensive tempo of 67.1 possessions per game, which would be the team's fastest mark since he began tracking the stat in the 2001-02 season.
- Dating back to 2002, UW's second-fastest team was the 2005-06 squad that had an adjusted tempo of 65.2.
- To put it another way, 22.6% of UW's initial shot attempts (excluding FGAs off O-Reb.) have come in the first 10 seconds of the shot clock, the team's highest in at least 10 years.
- Over the last 10 years, UW has only been over 20% in one other season (last season was 21.9%).

WISCONSIN TO RETIRE  
MICHAEL FINLEY'S #24 JERSEY

One of the legends of Wisconsin basketball, Michael Finley will be immortalized when his name and number are raised into the rafters of the Kohl Center on Sunday during a special halftime ceremony.

Finley's No. 24 will become the third men's basketball jersey to hang in the Kohl Center rafters alongside Ab Nicholas' No. 8 and Frank Kaminsky's No. 44. The No. 24 will remain in circulation at Wisconsin, but Finley's name and number will be forever celebrated.

The first Badger to score 2,000 points, Finley's collegiate career (1991-95) coincided with the rebirth of Wisconsin men's basketball. He helped lead the Badgers to the 1994 NCAA Tournament, Wisconsin's first appearance in 47 years.

## ROAD WARRIORS

Wisconsin is 10-2 away from home, including an impressive 7-2 mark in true road games.

- UW owns the most true road wins (7) and most wins away from home (10) among all Big Ten teams.
- In fact, Wisconsin is tied with Auburn (10) and USC (10) for the most road/neutral wins among major conference teams.
- Earlier this season, Wisconsin won 4 consecutive Big Ten road games for the first time since 2016-17.
- Under Greg Gard, the Badgers own a 39-36 record on the road overall, including 35-29 (.547) in Big Ten games.
- Only Michigan State and Purdue have a better conference road record than UW since 2016.

## Big Ten Road Record, Since 2016 (thru 2/16/22)

Team	Record	Pct.
1. Purdue	36-28	.563
2. Michigan State	35-28	.556
3. Wisconsin	35-29	.547
4. Michigan	30-30	.500

- Under Gard, Wisconsin has 8 road wins over ranked teams, including a win at No. 3 Purdue and at No. 17 Michigan St. earlier this season.
- UW has already surpassed last season's win total in road/neutral games. The Badgers were 7-8 away from home in 2020-21.

## SITUATIONAL RECORDS

	2021-22	Under Gard
Ahead at the half	17-0	113-14
Behind at the half	4-4	23-55
Tied at the half	0-0	3-5
FG% of .450 or more	9-1	76-13
FG% less than .450	11-4	62-62
Better FG% than opp.	12-0	111-13
Worse FG% than opp.	7-5	27-60
Same FG% as opp.	1-0	1-2
Opp. FG% less than 45%	14-1	108-27
3FG% of 40% or more	6-1	63-9
3FG% less than 40%	14-4	74-66
Try more than 20 3FGs	12-4	77-45
Try 20 or fewer 3FGs	8-1	61-29
Make at least 70% FT	14-3	86-32
Try at least 20 FTs	10-0	61-14
Try fewer than 20 FTs	10-5	75-60
Out-rebound opponent	11-1	84-21
Tied or out-rebounded	9-4	54-54
Same or fewer TOs than opp.	18-5	106-45
More TOs than opp.	2-0	32-30
Commit fewer than 12 TOs	19-5	107-46
Commit 12 or more TOs	2-0	32-28
Score fewer than 50 pts.	0-0	1-2
Score 50-59 points	1-2	7-32
Score 60-69 points	5-2	43-27
Score 70-79 points	9-1	50-11
Score 80-89 points	5-0	30-3
Score 90 or more pts.	0-0	7-0
Allow fewer than 50 pts.	2-0	21-1
Allow 50-59 pts.	4-0	42-6
Allow 60-69 pts.	10-1	55-26
Allow 70-79 pts.	3-2	17-28
Allow 80-89 pts.	1-2	3-13
Allow 90 or more pts.	0-0	0-1
Overtime	0-0	7-5
vs. AP Top 25 opponents	4-3	25-38
vs. AP Top 25 opp. at home	0-1	11-10
Home games	10-3	82-23
Road games	7-2	39-36
Neutral site games	3-0	18-16
Day games	6-2	45-25
Night games	14-3	93-50

## GAMES DECIDED BY

3 points or less	4-0	17-10
4-5 points	5-1	20-16
6-10 points	7-1	33-20
11-19 points	2-3	37-24
20 or more points	2-0	32-3

## TELEVISED GAMES

CBS	0-0	10-10
CBS Sports Network	0-0	0-1
FOX	1-0	3-5
FS1	1-3	12-14
ESPN	2-0	15-12
ESPN2	4-0	14-11
ESPNU	0-0	1-2
ESPN+	0-0	3-1
Big Ten Network	10-2	71-16
Big Ten Plus	2-0	4-0
TBS	0-0	0-3
TNT	0-0	2-0

## ALL-TIME VS. MICHIGAN

Sunday will mark the 171st meeting between Wisconsin and Michigan in a series that dates back to 1920. The Wolverines lead the all-time series, 94-76, but the Badgers own a 49-35 advantage for games played in Madison.

- Michigan has won the last 2 meetings, sweeping the season series a year ago.
  - That was the Wolverines' first season series sweep vs. the Badgers since the 1998-99 season.
  - The Badgers recorded 5 regular-season sweeps of Michigan during that span (2005, 2008, 2009, 2010 and 2011).
- The Badgers are 4-6 against the Wolverines under Greg Gard, including 3-2 at home.
- UW is 14-3 at home vs. Michigan since 2000.
- Michigan has only scored 70+ points 5 times against Wisconsin since 2007 (last 27 meetings).

## LAST TIME OUT

## #15 WISCONSIN 74, INDIANA 69

Feb. 15 | Assembly Hall | Bloomington, Ind.

- Johnny Davis scored the game's final 13 points, as the Badgers rallied in the second half to pull out a 74-69 win at Indiana on Tuesday night.
- UW was down 7 points on 3 different occasions in the second half before rallying back for the victory. Wisconsin closed the game on an 8-0 run over the final 1:40, forcing Indiana into missing its final 5 shots.
- The Badgers improved to 12-1 in games decided by 6 points or fewer, owning the most "close" wins in college basketball this season.
- UW went 22-for-29 at the free throw line, its most FTs and FTAs in Big Ten play this season.
- The Badgers have now won 8 of the last 11 games at Assembly Hall dating back to 2008. Wisconsin has won 23 of the last 26 matchups with Indiana, including 10 of the last 11.
- Johnny Davis scored 30 points (10-15 FT), including the final 13 points of the game. He also grabbed 12 rebounds for his 5th double-double of the season.
- Brad Davison tallied 21 points (10-10 FT), plus 7 rebounds and 2 assists. It was Davison's 17th career 20+ point game (7th this season).

## FEELING 20

With Tuesday's win at Indiana, Wisconsin reached the 20-win milestone for the 17th time in the last 20 years (since 2002-03 season).

- Entering this season, Wisconsin, MSU and OSU have all had 16, 20-win seasons since 2003 to lead the B1G.
- Greg Gard has four 20-win seasons on his ledger with a high of 27 wins in 2016-17, a mark that ranks 5th in UW history.

## HISTORY VS. MICHIGAN

- Overall: MICH leads, 94-76
- In Madison: UW leads 49-35
- Gard vs. MICH: 4-6
- Active Streak: MICH won last 2



## LAST 30 MEETINGS (UW leads 21-9)

Date	Rank	Result	Score	Location
1/22/05	24/--	W	72-61	Ann Arbor
2/16/05	20/--	W	76-50	Madison
1/28/06	23/--	L	76-85	Ann Arbor
1/24/07	2/--	W	71-58	Madison
1/2/08	25/--	W	70-54	Ann Arbor
1/22/08	11/--	W	64-61	Madison
3/14/08	8/--	W	51-34	Indianapolis
12/31/08	--/23	W	73-61	Ann Arbor
3/1/09	--/--	W	60-55	Madison
1/20/10	18/--	W	54-48	Madison
2/6/10	16/--	W	62-44	Ann Arbor
1/5/11	--/--	W	66-50	Madison
2/23/11	12/--	W	53-52	Ann Arbor
1/8/12	18/16	L	41-59	Ann Arbor
2/9/13	--/3	W+	65-62	Madison
3/15/13	22/6	W	68-59	Chicago
1/18/14	3/--	L	70-77	Madison
2/16/14	21/15	W	75-62	Ann Arbor
1/24/15	6/--	W+	69-64	Ann Arbor
3/13/15	6/--	W	71-60	Chicago
2/28/16	--/--	W	68-57	Madison
1/17/17	17/--	W	68-64	Madison
2/16/17	11/--	L	58-64	Ann Arbor
3/12/17	24/--	L	56-71	Wash. DC
2/11/18	--/20	L	72-83	Madison
1/19/19	--/2	W	64-54	Madison
2/9/19	19/7	L	52-61	Ann Arbor
2/27/20	--/19	W	81-74	Ann Arbor
1/12/21	9/7	L	54-77	Ann Arbor
2/14/21	21/3	L	59-67	Madison

+ overtime

## LAST MEETING

## #3 MICHIGAN 67, #21 WISCONSIN 59

Feb. 14 | Kohl Center | Madison, Wis.

- Wisconsin led by 12 at the half, but couldn't hold off a Michigan rally, falling 67-59 last season at the Kohl Center.
- The Badgers shot 5-for-7 from 3-point range in the first half and held the Wolverines to 27 points. But after intermission, UW hit just 1-for-12 from behind the arc.
- Senior D'Mitrik Trice led UW with 16 points, going 8-for-9 from the free throw line.
- Senior Aleem Ford matched a season high with 15 points and shot 3-for-5 from 3-point range.
- Freshman **Johnny Davis** chipped in 11 points off the bench, 8 of which came during the second half.

# JOHNNY DAVIS

"JOHNNY DAVIS IS THE FAVORITE FOR NATIONAL PLAYER OF THE YEAR"



## DAVIS' TROPHY CASE

- Midseason All-American (Sporting News, The Athletic)
- Jerry West Award Top 10
- Wooden Award Late Season Top 20
- Lute Olson Award Midseason Watch List
- Midseason No. 1 Player of the Year (Bleacher Report)
- Maui Invitational MVP
- Big Ten Player of the Week (2x)
- Naismith Player of the Week (1/10)
- Oscar Robertson Player of the Week (1/11)

## BEST WHEN LIGHTS ARE BRIGHTEST

- Compared to other notable National Player of the Year candidates, Davis's average is more than 4.0 points higher than anyone in games vs. Top-25.

Player	Gms	PPG	RPG	Record
1. Johnny Davis (WIS)	7	25.3	8.6	4-3
2. Ochai Agbaji (KU)	6	20.8	5.8	3-3
3. Drew Timme (GONZ)	6	21.2	7.0	4-2
4. Kofi Cockburn (ILL)	4	19.5	9.3	1-3
5. Jaden Ivey (PUR)	6	18.7	5.8	5-1
6. Oscar Tshiebwe (UK)	6	13.3	14.7	2-4

## WALKING AMONG WOODEN WINNERS

- Since 2000, 10 guards have won National Player of the Year honors and Johnny Davis compares very favorably with those 10. In fact, Davis would join Ohio State's Evan Turner (2010) as the only NPOY guard to average more than 20.0 points and 8.0 rebounds.

### GUARDS TO WIN NATIONAL PLAYER OF THE YEAR

Year	Player	PPG	RPG	APG
2018	Jalen Brunson (Villanova)	18.9	3.1	4.6
2017	Frank Mason (Kansas)	20.9	4.2	5.2
2016	Buddy Hield (Oklahoma)	25.0	5.7	2.0
2013	Trey Burke (Michigan)	18.6	3.2	6.7
2011	Jimmer Fredette (BYU)	28.9	3.4	4.3
2010	Evan Turner (Ohio St.)	20.4	9.2	6.0
2006	JJ Redick (Duke)	26.8	2.0	2.6
2004	Jameer Nelson (St. Joe's)	20.6	4.7	5.3
2003	TJ Ford (Texas)	15.0	3.9	7.7
2002	Jay Williams (Duke)	21.3	3.5	5.3
2022	Johnny Davis (Wis)	20.7	8.3	2.4

20.7

Davis is averaging 20.7 ppg, which would rank as the 5th-best single-season effort in school history.

Wisconsin has not had a player average 20+ points per game since Michael Finley averaged 20.5 ppg in 1994-95.

8.3

Davis is averaging 8.3 rebounds per game.

Since 2005, only 3 major conference players who were listed as guards have averaged at least 20.0 ppg and 8.0 rpg: Wooden Award winners Kevin Durant (2007) and Evan Turner (2010) as well as Stanford's Landry Fields (2010).

25.3

Davis leads the nation in scoring against Top-25 opponents, averaging 25.3 ppg and 8.6 rpg in 7 games vs. ranked teams.

He has scored at least 20 points in 6 of the 7 games.

2

Davis ranks 2nd in the Big Ten in both scoring (21.1 ppg) and rebounding (9.5 rpg) during conference play.

In the last 25 years, only 5 Big Ten player have averaged at least 20 ppg and 9 rpg during league play. None of those 5 were guards.

3

Davis has authored a trio of 30-point games this season, scoring 37 at #3 Purdue, 30 vs. #12 Houston and 30 at Indiana.

He is the 10th Badger all-time to have at least 3 games of 30+ points in one season.

92

Davis scored a total of 92 points in road wins at Purdue, Indiana and Michigan State this season.

That is the most combined points by any player since at least 1996.



# "JOHNNY DAVIS IS A COLD BLOODED CLOSER. 30 POINTS AND 12 REBOUNDS AT INDIANA. AGAINST RANKED TEAMS, DAVIS IS AVERAGING 25 PPG. STAR."

JAY BILAS, ESPN

## TOP PERFORMANCES

### ■ W, 65-63 vs. #12 HOUSTON (Nov. 23)

**30 points (4-7 3FGs), 4 reb., 4 stls, 2 blks**

- Maui Invitational semifinal win ... Davis went on to win Maui Invitational MVP honors after averaging 23.7 ppg in Wisconsin's 3 wins.

### ■ W, 89-76 vs. MARQUETTE (Dec. 4)

**25 points, 5 rebounds**

### ■ W, 74-69 at #3 PURDUE (Jan. 3)

**37 points, 14 rebounds**

- Most points by a Badger since Frank Kaminsky scored 43 points vs. North Dakota in 2013.
- 3rd-highest total in a road game in UW history.
- First player to lead team in pts, rebs, asts, blks and stls in a road win over an AP top 5 team since Tim Duncan at No. 5 Maryland on Feb. 1, 1997.

### ■ W, 87-78 vs. IOWA (Jan. 6)

**26 points, 9 rebounds, 5 assists**

### ■ W, 82-76 at NORTHWESTERN (Jan. 18)

**27 points (4-5 3FGs), 8 rebounds**

### ■ W, 70-62 at #17 MICHIGAN ST. (Feb. 8)

**25 points, 6 rebounds**

- Scored 18 second-half points
- 2nd-most points by a Badger at the Breslin Center in last 25 years.

### ■ W, 74-69 at INDIANA (Feb. 15)

**30 points, 12 rebounds**

- Scored 19 points in the second half, including UW's final 13 points.

A midseason All-American, sophomore standout **Johnny Davis** is having one of the finest seasons in Wisconsin history.

- Davis ranks 2nd in the Big Ten in both points and rebounds during conference play, averaging 21.1 ppg and 9.5 rpg.
- Overall, Davis ranks 11th in the nation and 3rd in the Big Ten averaging 20.7 ppg.
  - Davis is 7th in the Big Ten, shooting 76.7% from the FT line (115-for-150). Davis leads the Big Ten averaging 5.0 made FTs/gm.
  - He also ranks 9th in the B1G at 1.3 spg.
- Davis' 20.7 scoring average would rank as the 5th-best single effort in school history.
  - Wisconsin has not had a player average 20 points per game since Michael Finley averaged 20.5 ppg in the 1994-95 season.
- Davis is the only player in the Big Ten and 1 of 4 major conference players to lead his team in points (20.7 ppg), rebounds (8.3 rpg) and assists (2.4 apg).
- Davis also leads the Badgers with 1.3 steals per game and ranks 3rd with 14 blocks.
- Davis has scored at least 30 points in a game 3 times this season. He has 8 games with at least 25+ points and has scored 20+ in 14 of 23 games.
  - Earlier this season, Davis became the first Badger to score 20+ points in 6 straight games since Alando Tucker in 2007.
  - Davis scored at least 15 points in the first 13 games of the season -- just the 2nd Badger in the last 20 seasons to do so. Devin Harris (15 straight in 2003-04) is the only other.
- Davis is at his best in the big games, leading the nation in scoring against Top-25 foes.
  - In 7 games vs. ranked opponents this season, Davis is averaging 25.3 ppg and 8.6 rpg.
    - 37 at Purdue (3)
    - 30 vs. Houston (12)
    - 24 at OSU (21)
    - 14 vs. OSU (16)
    - 25 vs. MSU (14)
    - 22 at Illinois (18)
    - 25 at MSU (17)

- Averaging 8.3 rpg (9.5 in Big Ten play), Davis has been incredible on the glass:
  - Davis has 5 double-doubles, including back-to-back 15-rebound efforts vs. Minnesota and Illinois. He is the first Badger with consecutive 15-rebound games since 6-11 C Rashard Griffith in 1995.
  - Ethan Happ (10.1 in 2019 & 9.0 in 2017) and Frank Kaminsky (8.2 in 2015) are the only other Badgers to average 8.2+ rpg in the last 20 years.
- On his way to claiming Maui Invitational Tournament MVP, Davis put together a 3-game stretch during which he averaged 23.7 points (47.2% FG, 46.2% 3FG, 15-15 FT) and 6.7 rebounds per game, which was highlighted by a career-high 30-point game vs. #12 Houston (11/23).

## WHAT THEY'RE SAYING ABOUT JOHNNY DAVIS

"He's the clear riser in this class and the **favorite for the National Player of the Year award**. Wisconsin counts on him to be its central figure every single night, and he delivers.

- Sam Vecenie (The Athletic)

"Arguably the greatest story in college basketball: 'The Johnny Davis Show' ... Johnny Davis looks like a **First-Team All-American, perhaps a National Player of the Year**, and a future lottery pick in the NBA Draft."

- Gary Parrish (CBS)

"Johnny Davis with one of the best individual performances we've seen in a long time in the Big Ten. **Might be the Wooden Award frontrunner.**"

- Jeff Borzello (ESPN)

"Johnny Davis is a **first-team All-American** and is THE breakout player in America. - Matt Norlander (CBS)

"No one has meant more to their team thus far than Johnny Davis.

**Player of the Year Frontrunner.**"

- Jeff Goodman (Stadium)

"He's the definition of a two-way player. He's giving the same amount of effort on the defensive end ... and then offensively, it speaks for itself. **He's a fabulous player.**"

- Matt Painter (Head Coach, Purdue)

"I don't think there's any question he's moved into the discussion of First-Team All-American, Big Ten Player of the Year, or **National Player of the Year.**"

- Steve Lavin (Fox Sports)



## CHARTING THE BADGERS

## LED UW IN SCORING

	2021-22	Career
Brad Davison	5 (4-1)	30 (23-7)
Johnny Davis	15 (12-3)	17 (14-3)
Steven Crowl	3 (3-0)	3 (3-0)
Tyler Wahl	2 (1-1)	3 (2-1)

## LED UW IN REBOUNDING

	2021-22	Career
Johnny Davis	15 (11-4)	21 (15-6)
Tyler Wahl	4 (4-0)	13 (8-5)
Brad Davison	1 (0-1)	9 (4-5)
Steven Crowl	4 (4-0)	4 (3-0)
Chris Vogt	3 (3-0)	3 (3-0)
Ben Carlson	1 (1-0)	1 (1-0)
Jahcobi Neath	1 (1-0)	1 (1-0)

## LED UW IN ASSISTS

	2021-22	Career
Brad Davison	11 (10-1)	40 (23-17)
Johnny Davis	11 (8-3)	14 (10-4)
Tyler Wahl	6 (6-0)	10 (9-1)
Chuckie Hepburn	11 (8-3)	11 (8-3)
Steven Crowl	6 (4-2)	6 (4-2)
Lorne Bowman	1 (1-0)	1 (1-0)
Jahcobi Neath	1 (1-0)	1 (1-0)
Chris Vogt	1 (1-0)	1 (1-0)

## LED UW IN MINUTES

	2021-22	Career
Brad Davison	12 (10-2)	52 (39-13)
Johnny Davis	11 (9-2)	11 (9-2)
Tyler Wahl	5 (3-2)	5 (3-2)
Chuckie Hepburn	1 (1-0)	1 (1-0)

Record in those contests in parentheses

## 2021-22 LINEUP RECORD

Hepburn, Davison, Davis, Wahl, Crowl	19-3
Hepburn, Davison, Neath, Wahl, Crowl	1-0
Hepburn, Davison, Davis, Carlson, Crowl	0-1
Hepburn, Davison, Wahl, Carlson, Crowl	0-1

## ACTIVE WIN/LOSS STREAKS

Overall	Won 1
Vs. Unranked teams (AP)	Won 1
Vs. Ranked teams (AP)	Won 1
At Home	Lost 1
At Home vs. Big Ten	Lost 1
At Home vs. ranked Big Ten	Loss 1
At Home vs. unranked Big Ten	Lost 1
At Home vs. non-conference	Won 3
At Home vs. ranked opp.	Loss 1
On Road	Won 2
On Road vs. Big Ten	Won 2
On Road vs. ranked opp.	Won 1
On Road vs. unranked opp.	Won 7
Neutral	Won 3
Neutral vs. ranked opp.	Won 1
Neutral vs. unranked opp.	Won 4

## DAVISON BECOMING A LEGEND

Senior **Brad Davison** is back for a 5th season and enjoying the best season of a career that is shaping up to be one of the best in Wisconsin Basketball history.

- Davison is 1 of just 4 players in Wisconsin history to accumulate 1,500 points, 500 rebounds and 300 assists, joining Michael Finley, Nigel Hayes and Ethan Happ.
- With five 3-pointers at Nebraska (1/27), Davison became Wisconsin's all-time 3-point leader. Davison now has 285 3FGs, surpassing Bronson Koenig (270) on the all-time chart.
- A Big Ten Co-Player of the Week (12/6), Davison is enjoying his finest offensive season, ranked 2nd on UW and 15th in the Big Ten avg 14.7 ppg.
- He leads UW with a 2.1 assist-to-turnover ratio, Davison has 50 assists to 24 turnovers.
- Davison has more than carried his weight this season. Since Dec. 1, Johnny Davis has scored below 19 points in 5 games. In those games, Davison averaged 17.5 ppg, shooting 46.2% FG and 43% 3FG (20-for-47).

- Davison is 3rd in the Big Ten shooting 36.5% (38-104) from 3-point range during conference play this season, averaging 2.5 made triples per game.

- On the season, Davison ranks 3rd in the B1G averaging a career-best 2.5 triples/game.

- Davison already has seven 20-point games this season, most recently scoring 21 points at Indiana (2/15). It's just the latest in a career full of signature performances:

## DAVISON'S TOP-5 SCORING OUTINGS

- 30 pts (8 3s) at Nebraska in 2020
- 30 pts (7 3s) vs Michigan State in 2018
- 29 pts (5 3s) vs. N. Carolina in 2021 NCAA's
- **27 pts (5 3s) at Georgia Tech on Dec. 1, 2021**
- 26 pts (6 3s) at Western Kentucky in 2019

- He's 2nd in the B1G shooting 88.4% (84-95) FT.

- For his career, Davison ranks 4th in UW history shooting 84.3% at the charity stripe.

- Davison has been an ironman during his Wisconsin career, appearing in all 153 games he has been eligible (149 straight starts).

- Davison has now climbed up to 8th place on Wisconsin's all-time scoring list and needs 7 points to pass Rick Olson to move into 7th:

## CAREER POINTS

6.	1,745	Claude Gregory	1978-81
7.	1,736	Rick Olson	1983-86
8.	<b>1,730</b>	<b>Brad Davison</b>	<b>2017-present</b>
9.	1,545	Trent Jackson	1986-89
10.	1,533	Jordan Taylor	2009-12

- Davison also ranks in UW's career annals for:

- 1st - Games Started (149)
- 1st - Games Played (153)
- 1st - 3-Pt Field Goals (285)
- 1st - 3-Pt Field Goal Att. (791)
- 1st - Minutes Played (4,864)
- T-4th - Free Throw % (.843, 381-452)
- 10th - Assists (324)
- 10th - Steals (151)

## BIG TEN BEASTS

Over the last 20 seasons, Wisconsin has been one of the Big Ten's best programs.

- Wisconsin has won 5 Big Ten regular season titles since 2000 (2002, 2003, 2008, 2015 and 2020), trailing only Michigan State (8) for the most titles during that span.
- Overall, UW has 19 Big Ten titles, trailing only Purdue (24), Indiana (22) and Ohio State (20).
- Wisconsin has won 12+ B1G games in 10 of last 12 seasons, the most of any Big Ten team.
- Including this season, UW has now posted double-digit B1G wins in 19 of the last 21 years. The only team to do so.
- Since 2001-02 when Bo Ryan and Greg Gard arrived in Madison, UW has the most Big Ten wins and best win pct. at 253-117 (.684).

## Big Ten Win Pct., Since 2001-02 (thru 2/17/22)

Team	W-L	Pct.
1. Wisconsin	253-117	.684
2. Michigan State	250-120	.676
3. Ohio State	229-139	.622
5. Purdue	219-152	.590
6. Maryland	85-62	.578

## BADGERS CELEBRATING BHM WITH EXCLUSIVE VIRGIL ABLOH LEGACY SHIRTS

As part of our celebration of Black History Month, the Wisconsin men's and women's basketball teams are wearing special shooting shirts designed by the late University of Wisconsin alum Virgil Abloh. A

2003 graduate, Abloh died Nov. 28, 2021, at the age of 41, leaving behind a legacy of inspiration and beauty. As Wisconsin's student-athletes wrote:

"It's impossible to describe the impact Virgil had on our generation's culture... from the music we listen to, to the art we consume, to the clothes we wear. But more importantly, Virgil was an aspirational figure to the young Black community and to an entire generation. On behalf of Badgers everywhere, we mourn the passing of a Badger who changed the world."

In partnership with the Abloh estate, Wisconsin's BHM shirt is a re-issue of Abloh's design for UW-Madison's 2015 "The RED Shirt" tradition. The design features the intersection of Abloh's Off-White collection and the collegiate feel of a campus Abloh described as "the perfect place to go to school."



## 2021-22 BIG TEN STANDINGS

Team	Conf.	Overall
Purdue (#5)	12-4	23-4
<b>Wisconsin (#15)</b>	<b>11-4</b>	<b>20-5</b>
Illinois (#12)	11-4	18-7
Ohio State (#18)	9-4	16-6
Rutgers (RV)	10-5	16-9
Michigan State (#19)	9-5	18-7
Michigan	8-6	14-10
Iowa (RV)	7-7	17-8
Indiana	7-8	16-9
Penn State	6-9	11-12
Northwestern	5-10	12-12
Maryland	3-11	11-14
Minnesota	3-12	12-12
Nebraska	1-13	7-18

RECORDS THRU FEB. 17, 2022

## AP TOP 25 (WEEK 15 - 2/14/22)

Team	Record	Points
1 Gonzaga (56)	21-2	1496
2 Auburn (4)	23-2	1413
3 Arizona	22-2	1370
4 Kentucky	21-4	1350
5 Purdue	22-4	1163
6 Kansas	20-4	1151
7 Baylor	21-4	1148
8 Providence	21-2	1093
9 Duke	21-4	1073
10 Villanova	19-6	911
11 Texas Tech	19-6	858
12 Illinois	18-6	778
13 UCLA	17-5	711
14 Houston	20-4	700
<b>15 Wisconsin</b>	<b>19-5</b>	<b>631</b>
16 Tennessee	18-6	595
17 USC	21-4	554
18 Ohio State	15-6	503
19 Michigan State	18-6	485
20 Texas	18-7	410
21 Murray State	24-2	290
22 Wyoming	21-3	190
23 Arkansas	19-6	158
24 Connecticut	17-7	112
25 Alabama	16-9	80

**Others receiving votes:** Marquette 77, Xavier 51, Colorado State 29, Saint Mary's 22, LSU 18, Iowa 17, Notre Dame 17, SMU 14, Rutgers 10, Virginia 4, Miami (FL) 3, Boise State 3, Toledo 3, South Dakota State 3, Belmont 2, San Francisco 2, Vermont 1, Wake Forest 1

## ALL-TOURNEY TYLER

"Tyler Wahl is one of the best defenders in the country. The box score doesn't truly indicate his value." - Jay Bilas, ESPN

- Wahl had ESPN's Jay Bilas singing his praises after an All-Tournament Team performance during the Maui Invitational in Las Vegas.
- In 3 games, Wahl averaged 11.0 ppg (18 pts and 4 blk in championship game), plus 5.3 rpg.
- More recently, Wahl has found his scoring stride with double figures 11 of his last 14.
- That includes a career-high 23 points vs. Rutgers (2/12). Wahl shot 9-for-14 from the floor, including 1-1 3FG, 4-5 FT. He also tallied 3 rebounds, 2 assists and 2 steals.
- Wahl also had 20-point outings at Maryland (21 pts) and vs. #16 Ohio State (20 pts), which marked the first 20-pt games of his career.
- Wahl scored the game-winning basket with 31sec left to beat Penn State, 51-49, on Feb. 5.
- He did not play vs. Michigan St (1/21) - injury.
- On the year, Wahl ranks 3rd on the team in scoring (11.3 ppg) and 2nd in rebounding (5.5 rpg). He leads the team shooting 51.7% FG.
- Wahl also leads UW with 20 blocks this year.
- Wahl has improved in each of his 3 seasons:

## Wahl Year-by Year

Year	PPG	RPG	FG%	FT%
2019	2.6	2.6	.430	.389
2020	5.2	4.3	.436	.567
2021	<b>11.3</b>	<b>5.5</b>	<b>.517</b>	<b>.700</b>

## BATTLE-BACK BADGERS

"Hopefully nobody left early. If they did, that will teach them not to give up on this team."

- Those were the words from head coach **Greg Gard** after the Badgers' historic 22-point comeback win vs. Indiana (12/8). Wisconsin has shown an impressive resiliency all season long.
- UW has won 4 games when trailing by double digits this season, including 3 second-half comebacks of 10+ points.
  - UW has 3 second-half, double-digit comebacks for the first time in the same season since 1999-00. That year, UW came back from 15 (vs. ILL), 13 (at IOWA) and 12 points (vs. IND).
  - Hosting Indiana (12/8), Wisconsin was down by as many as 22 points, including 18 in the second half before pulling out a 64-59 win.
  - UW's 22-pt comeback matched the largest in school history. UW also erased a 22-point deficit in an 82-81 OT win vs. Ohio State in 1976.
  - In that game, the Badgers also equaled the team's greatest 2nd-half comeback (18).
  - UW trailed Nicholls by 12 points with 18:40 left in the 2nd half before winning, 71-68.
  - In the Maui Invitational championship game, the Badgers trailed Saint Mary's by 10 (37-27) with ~16:00 left before claiming a 61-55 win.
  - Wisconsin trailed Texas A&M by 16 (26-10) in the first half, before putting together a 51-9 run to storm back for a 69-58 win.

## GARD'S GUIDANCE

"Greg Gard is sitting at that table for National Coach of the Year." - Matt Norlander (CBS), Jan. 7, 2022

In his 7th season as head coach, **Greg Gard** has guided the Badgers to one of their best starts. That's just the latest line on a resume that stacks up among the Big Ten's best of the last 40 years.

- Gard has guided the Badgers to a record of 139-75 (.650), the 4th-highest win total and 3rd-highest win percentage in UW annals.

## Best Win Pct, Wisconsin Coaches (min. 50 wins)

Coach (School, Years)	Record	Pct.
1. Bo Ryan (2002-15)	364-130	.737
2. Walter Meanwell (1912-17, '21-34)	246-99	.712
<b>3. Greg Gard (2016-present)</b>	<b>139-75</b>	<b>.650</b>
4. Dick Bennett (1996-2000)	94-68	.580
5. Bud Foster (1935-59)	265-267	.498

- With a conference record of 80-49, Gard's .620 win percentage ranks 7th among Big Ten coaches of the last 40 years (since 1980).

## Best Win Pct, B1G Coaches w/ 50+ Wins (since 1980)

Coach (School, Years)	Record	Pct.
1. Bo Ryan, WIS (2002-15)	172-68	.717
2. Bob Knight, IND (1972-2000)	353-151	.700
3. Tom Izzo, MSU (1995-)	320-148	.684
4. Thad Matta, OSU (2005-17)	150-78	.658
5. Mark Turgeon, MD (2015-21)	90-50	.643
6. Matt Painter, PUR (2005-)	192-113	.630
<b>7. Greg Gard, WIS (2016-)</b>	<b>79-49</b>	<b>.620</b>
8. Gene Keady, PUR (1981-05)	265-169	.611

(thru games played Feb. 17, 2022)

## BY ANY MEANS NECESSARY

Wisconsin is off to its best start in years and has done so by winning in a variety of ways.

- **Wire-to-wire:** Never trailed vs. Ohio State or Houston and led for the final 38:05 vs. Iowa.
- **Rally from behind:** Matched the largest comeback in school history by erasing a 22-point deficit vs. Indiana, plus a 16-point hole vs. Texas A&M, 12-point deficit vs. Nicholls, 10-point deficit against Saint Mary's and 7-point second-half deficits at Purdue and Indiana.
- **Win big:** Double-digit wins over Ohio State (10), Marquette (13) and Texas A&M (11).
- **Win close:** 10-1 in games decided by 6 or fewer points.
- **Win with offense:** UW scored over 80 in wins against Marquette, Iowa and Northwestern an 78 points vs. OSU.
- **Win with defense:** UW held Indiana, Penn State, Saint Mary's and Texas A&M under 60 points.



## CHUCKY AT THE POINT

"Chucky brings a vision and a feel to the floor that we've only had with a few guys the 20 years I've been here...He's a natural at it." - Greg Gard

- True freshman point guard **Chucky Hepburn** has proven to be wise beyond his years, starting every game for the Badgers this season.
- In UW's last two road wins - at #17 Michigan State and at Indiana, Hepburn has averaged 9.5 ppg and has 6 assists with zero turnovers in 67 minutes.
  - Over the last 4 games, Hepburn has just 3 total turnovers in 127 minutes.
- Hepburn is maintaining a 1.7 assist-to-turnover ratio with 52 dimes and 31 turnovers.
- Since 2010, Hepburn trails only Josh Gasser and D'Mitrik Trice for the best assist-to-turnover ratio by a Badger in his freshman season.

### Assist-to-Turnover Ratio in First Season (min. 30 ast)

Player (Years)	Ast	TO	Ratio
1. Josh Gasser (2010-11)	75	30	2.5
2. D'Mitrik Trice (2016-17)	63	37	1.7
<b>Chucky Hepburn (2021-22)</b>	<b>52</b>	<b>31</b>	<b>1.7</b>
4. Brad Davison (2017-18)	83	59	1.4

- Named Big Ten Co-Freshman of the Week (12/6), Hepburn leads the team in steals (29) and ranks 2nd for UW in assists (52).
  - Hepburn is 77.8% (28-36) at the FT line.
- He has scored double figures 8x this season, including a career-high 15 pts vs. Marquette (12/4) and 14 pts at Northwestern (1/18).
- Hepburn became the first true freshman to start in a season opener for Wisconsin since Devin Harris in 2001-02.
  - He became just the 5th UW freshman to score in double figures (13pts) in the season opener since 2000.

## CROWL COMING ON

Playing 12 games and a total of 39 minutes last season, sophomore forward **Steven Crowl** has started all 24 games this season, continuing to develop and grow his game with experience.

- Crowl has reached double-figure scoring in 5 of the last 9 games for Wisconsin. He's scored 9+ points in 10 of the last 12 games.
- Wisconsin is 10-1 in games this season when Crowl scores in double figures.
- Crowl ranks 2nd for UW shooting 50.0% FG. In Big Ten play, that number climbs to 54.3% FG (51-94).
- He is shooting 78.4% (29-37) at the free throw line, including 86.7% in Big Ten play.
- Crowl led UW in scoring vs. Penn State (2/5), finishing with 13 pts and a career-high 5 ast.
- Crowl scored a season-high 21 points vs. Illinois State (12/29), shooting 7-for-8 FG (2-2 3FG). He also grabbed 7 rebounds that game.

## MAUI INVITATIONAL CHAMPS

Wisconsin claimed its first-ever Maui Invitational championship last week in Las Vegas. UW became the first Big Ten school to win the Maui Invitational since Illinois in 2012.

- **Johnny Davis** was named tournament MVP after averaging 23.7 ppg and 6.7 rpg.
- **Tyler Wahl** averaged 11.0 ppg and 5.3 rpg to earn All-Tournament honors.

### WISCONSIN 69, TEXAS A&M 58

- Trailing by as many as 16 in the first half, UW used two big runs of 15-1 and 15-3 to take the lead never look back in the win.
- Davis tallied a career-high 20 points and 9 rebounds, with Davison adding 19 points (6-6 FT) and 7 rebounds.

### WISCONSIN 65, #12 HOUSTON 63

- Wisconsin jumped to a 13-0 lead and shot a season-high 49.6% FG (57.1% in 1H). The Badgers turned it over just 9 times. Houston entered averaging 17.0 forced TOs per game.
- UW held Houston to just 20 first-half points.

- Davis scored a then-career-high 30 points, while Davison and Wahl each added 9 points.

### WISCONSIN 61, SAINT MARY'S 55

- UW erased a 10-point second-half deficit (37-27 with 15:58 left).
- Davis had 20 points and 7 rebounds, while Tyler Wahl added a career-high 18 points, 5 rebounds and 4 blocks.

## NEW FACES, NEW PLACES

Wisconsin has plenty of new faces, plus familiar ones in new places, that are making their mark:

- UW's roster features 12 underclassmen, tied with Nebraska for most in the Big Ten. It marks UW's largest group of underclassmen in at least 20 years (going back to 2001-02).
- Freshman G **Chucky Hepburn** became the first true freshman to start in a season opener for Wisconsin since Devin Harris in 2001-02.
  - He also became just the 5th UW freshman to score in double figures (13 points) in the season opener since 2000.
- Sophomore G **Johnny Davis**, a starter for the first time in his career, is the only player in the Big Ten leading his team in points (20.3 ppg), rebounds (8.2 rpg) and assists (2.5 apg). Davis also ranks 2nd on the team in steals (28).
- Sophomore F **Steven Crowl** played 12 games and a total of 39 minutes last season. This season, he's started all 25 games averaging 9.1 ppg and shooting 50.0% FG (2nd for UW).
- 5 different Badgers have made their first career start this season: **Chucky Hepburn**, **Ben Carlson**, **Steven Crowl**, **Johnny Davis** and **Jahcobi Neath**.
  - Jahcobi Neath made his first start as a Badger vs. Nicholls State (12/15), tallying 9 pts (3-6 FG, 1-1 3FG), 7 reb and 2 ast.

## WINNING AT WISCONSIN

With a record of 20-5, the Badgers have reached the 20-win milestone yet again. Since 2003, Wisconsin has won at least 20 games in 17 of 20 seasons, including a school-record 36 wins in 2014-15.

Greg Gard has five 20-win seasons on his ledger with a high of 27 wins in 2016-17, a mark that ranks 5th in UW history.

### Wisconsin Record Book, Single-Season Wins

1.	36	2014-15	10.	24	2002-03
2.	31	2007-08		24	2009-10
3.	30	2006-07	12.	23	2012-12
	30	2013-14		23	2018-19
5.	27	2016-17	14.	22	2015-16
6.	26	2011-12		22	1998-99
7.	25	2004-05		22	1999-00
8.	25	2010-11	17.	21	2019-20
	25	2003-04	18.	20	1915-16
				20	2040-41

## BADGERS' ATTENDANCE IS B1G

- This season, the Badgers have played in front of an average of 16,149 fans at their home games this season. That leads the Big Ten and ranks 7th nationally.
- Including the last season in which fans were allowed (2019-20), Wisconsin has led the Big Ten in attendance in 14 of the last 18 seasons and has finished among the nation's top 7 in each of the last 20 years.

### UW Attendance (Kohl Center era: 1998-2022)

Year	Average	B1G Rank	NCAA
1997-98*	13,335	7th	22nd
1998-99	15,770	2nd	10th
1999-00	16,163	3rd	11th
2000-01	16,811	2nd	7th
2001-02	15,528	3rd	6th
2002-03	16,930	1st	6th
2003-04	17,142	1st	6th
2004-05	17,142	1st	5th
2005-06	17,142	1st	7th
2006-07	17,190	2nd	7th
2007-08	17,190	1st	7th
2008-09	17,230	1st	6th
2009-10	17,230	1st	6th
2010-11	17,230	1st	7th
2011-12	17,181	1st	5th
2012-13	16,843	2nd	7th
2013-14	17,104	2nd	7th
2014-15	17,279	1st	5th
2015-16	17,287	2nd	6th
2016-17	17,287	1st	6th
2017-18	17,272	1st	5th
2018-19	17,170	1st	5th
2019-20	16,912	1st	6th
2020-21^	--	--	--
2021-22	16,149	1st	7th

\* Wisconsin played 8 of its 15 home games at the UW Field House (capacity 11,500)

^ Wisconsin did not allow spectators due to the COVID-19 pandemic



WISCONSIN BASKETBALL RECORD BOOK WATCH

INDIVIDUAL CAREER

POINTS

1.	2,217	Alando Tucker	2003-07
2.	2,147	Michael Finley	1992-95
3.	2,130	Ethan Happ	2016-19
4.	1,857	Nigel Hayes	2014-17
5.	1,854	Danny Jones	1987-90
6.	1,745	Claude Gregory	1978-81
7.	1,736	Rick Olson	1983-86
8.	1,730	Brad Davison	2017-present
9.	1,545	Trent Jackson	1986-89
10.	1,533	Jordan Taylor	2009-12
11.	1,532	Mike Wilkinson	2002-05
12.	1,459	Bronson Koenig	2014-17
13.	1,458	Frank Kaminsky	2012-15
14.	1,454	Kirk Penney	2000-03
15.	1,430	D'Mitrik Trice	2016-2021
16.	1,425	Devin Harris	2002-04
17.	1,408	Clarence Sherrod	1969-71
18.	1,405	Cory Blackwell	1982-84
19.	1,376	Jon Leuer	2008-11
20.	1,363	Sam Dekker	2013-15

3-POINT FIELD GOALS

1.	285	Brad Davison	2017-present
2.	270	Bronson Koenig	2014-17
3.	244	D'Mitrik Trice	2016-2021
4.	235	Ben Brust	2011-14
5.	227	Tim Locum	1988-91
6.	217	Kirk Penney	2000-03
7.	213	Michael Finley	1992-95
8.	212	Jason Bohannon	2007-10
9.	193	Trent Jackson	1986-89
10.	187	Devin Harris	2002-04

3-POINT FIELD GOAL ATTEMPTS

1.	791	Brad Davison	2017-present
2.	695	Bronson Koenig	2014-17
3.	641	D'Mitrik Trice	2016-2021
4.	631	Michael Finley	1992-95
5.	606	Ben Brust	2011-14
6.	561	Kirk Penney	2000-03

ASSISTS

7.	344	Mike Kelley	1998-01
8.	335	Tom Molaski	1986-89
9.	324	Brad Davison	2017-present
10.	319	Nigel Hayes	2014-17
11.	311	Mark Vershaw	1998-01

STEALS

7.	168	Michael Finley	1992-95
8.	164	Devin Harris	2002-04
9.	151	Trent Jackson	1986-89
	151	Brad Davison	2017-present
11.	133	Hennessy Auriantal	1996-99
	133	Nigel Hayes	2014-17

FREE THROWS

5.	408	Clarence Sherrod	1969-71
	408	Danny Jones	1987-90
7.	394	Mike Wilkinson	2002-05
8.	381	Brad Davison	2017-present
9.	373	Jordan Taylor	2009-12
10.	369	Ethan Happ	2016-19

FREE THROW PCT. (MIN. 175 FTAS)

1.	.870	Rick Olson (260-299)	1983-86
2.	.856	Tim Locum (166-194)	1988-91
3.	.848	Jason Bohannon (228-269)	2007-10
4.	.843	Brad Davison (381-452)	2017-present
5.	.837	Josh Gasser (292-349)	2011-15
6.	.817	Wes Matthews (273-334)	1978-80
7.	.814	Bronson Koenig (193-237)	2014-17

GAMES STARTED

1.	149	Brad Davison	2017-present
2.	144	Josh Gasser	2011-15
3.	139	Ethan Happ	2016-19
4.	126	Alando Tucker	2003-07
5.	116	Mike Kelley	1998-01
6.	112	Rick Olson	1983-86
	112	Michael Finley	1992-95
	112	Nigel Hayes	2014-17
9.	109	Andy Kowske	1998-01
	109	Danny Jones	1987-90

GAMES PLAYED

1.	153	Brad Davison	2017-present
2.	150	Nigel Hayes	2014-17
3.	148	Josh Gasser	2011-15
	148	Bronson Koenig	2014-17
5.	144	Frank Kaminsky	2012-15
6.	143	D'Mitrik Trice	2018-21
7.	139	Ethan Happ	2016-19
8.	136	Joe Krabbenhoft	2006-09
	136	Jordan Taylor	2009-12
10.	135	Jason Bohannon	2007-10
	135	Khalil Iverson	2016-19

MINUTES PLAYED

1.	4,864	Brad Davison	2017-present
2.	4,774	Josh Gasser	2011-15
3.	4,446	Nigel Hayes	2014-17
4.	4,297	Alando Tucker	2003-07
5.	4,125	D'Mitrik Trice	2016-2021
6.	4,115	Ethan Happ	2016-19
7.	4,075	Bronson Koenig	2014-17
8.	4,023	Mike Wilkinson	2002-05
9.	3,962	Rick Olson	1983-86
10.	3,950	Jordan Taylor	2009-12

COACHING WINS, OVERALL

1.	364-130 (.737)	Bo Ryan (2002-15)
2.	265-267 (.498)	Harold Foster (1935-59)
3.	246-99 (.712)	Walter Meanwell (1912-17, '21-34)
4.	139-75 (.650)	Greg Gard (2016-present)
5.	128-165 (.437)	Steve Yoder (1983-92)
6.	100-114 (.467)	John Erickson (1960-68)
7.	94-68 (.580)	Dick Bennett (1996-00)

COACHING WINS, BIG TEN

1.	172-68 (.717)	Bo Ryan (2002-15)
2.	158-80 (.660)	Walter Meanwell (1912-17, '21-34)
3.	143-182 (.440)	Harold Foster (1935-59)
4.	80-49 (.620)	Greg Gard (2016-present)
5.	52-74 (.413)	John Erickson (1960-68)

INDIVIDUAL SEASON

SCORING AVERAGE

1.	23.8	Clarence Sherrod	1970-71
2.	22.7	Joe Franklin	1967-68
3.	22.4	Clarence Sherrod	1969-70
4.	22.1	Michael Finley	1992-93
5.	20.7	Johnny Davis	2021-22
5.	20.5	Michael Finley	1994-95

TEAM SEASON

FEWEST TURNOVERS PER GAME - TEAM

1.	7.4	296 in 40 games	2014-15
2.	7.6	258 in 34 games	2010-11
3.	8.1	307 in 38 games	2013-14
4.	8.6	214 in 25 games	2021-22
5.	8.8	289 in 33 games	2009-10
6.	8.9	320 in 36 games	2011-12

INDIVIDUAL SINGLE GAME

3-POINT FIELD GOALS

1.	8	Bronson Koenig vs. Va. Tech	3/16/17
	8	Brad Davison at Nebraska	2/15/20
3.	7	15 times; Most recent: D'Mitrik Trice vs. Oklahoma	11/22/18

BIG TEN RECORDS – CAREER

3-POINT FIELD GOALS

6.	327	Cory Bradford (Illinois)	1998-02
7.	320	Craig Moore (Northwestern)	2006-09
8.	317	Talor Battle (Penn State)	2008-11
9.	308	Joe Crispin (Penn State)	1998-01
10.	306	Chris Hill (Michigan St)	2001-05
--	295	Trent Frazier (Illinois)	2017-present
--	285	Brad Davison (Wisconsin)	2017-present

COACHING WINS, BIG TEN

31.	86-68 (.558)	O.B. Cowles, MINN	1948-59
32.	83-89 (.483)	Jim Dutcher, MINN	1975-86
33.	81-48 (.628)	Mark Turgeon, MD	2011-19
34.	80-49 (.620)	Greg Gard, WIS	2016-present
35.	72-41 (.637)	Bucky O'Connor, IOWA	1952-58
36.	70-150 (.318)	Bill Carmody, NU	2000-13



## THE GARD FILE

### ■ Career Record (7th Season): 139-75 (.650)

- Record at Wisconsin (7th Season): 139-75 (.650)
- Big Ten Record (7th Season): 80-49 (.620)
- NCAA Tournament Appearances/Record: 4 / 5-4 (.556)
- Hometown: Cobb, Wis.
- Alma Mater: UW-Platteville, 1995 (Physical & Health Ed)
- Master's Degree: UW-Platteville, 2007 (Counselor Ed)
- Family: Wife, Michelle  
Daughters, Mackenzie and Peyton; Son, Isaac

## COACHING EXPERIENCE

Position	School	Years
Assistant Coach	Southwestern (Wis.) HS	1990-93
Assistant Coach	Platteville (Wis.) HS	1993-94
Assistant Coach	UW-Platteville	1993-99
Assistant Coach	UW-Milwaukee	1999-01
Assoc. Head Coach	Wisconsin	2001-15
Head Coach	Wisconsin	2015-Present

## CAREER HIGHLIGHTS

Date	Highlight
Dec. 15, 2015	Assumed role of interim head coach upon the retirement of Bo Ryan
Dec. 23, 2015	First career win, 84-79, vs. Green Bay
Jan. 2, 2016	First Big Ten win, 79-57, vs. Rutgers
Jan. 17, 2016	First ranked win, 77-76, vs. #4 MSU
Jan. 26, 2016	UW claimed 82-79 overtime win over eventual Big Ten champion #19 Indiana
Feb. 13, 2016	First road win over ranked team, 70-57, at #2 Maryland
March 7, 2016	Officially named Wisconsin head coach
March 18, 2016	First NCAA tournament win, 47-43, against 10th-seeded Pittsburgh
April 4, 2016	Jim Phelan National Coach of the Year
March 18, 2017	Led UW to its fourth-ever win over No. 1 team in the nation with a 65-62 victory over top-seeded Villanova in NCAA tournament second round
Feb. 15, 2018	UW tallied sixth top-10 win in three seasons under Gard (#6 Purdue, 57-53)
Jan. 19, 2019	UW tops #2 Michigan, 64-54
Jan. 3, 2020	UW won at #5 Ohio State, 61-47
March 7, 2020	Leads UW to Big Ten championship with 60-56 win at Indiana
Nov. 24, 2021	UW wins first Maui Invitational title
Jan. 3, 2022	UW wins at #3 Purdue, 74-69

**G**reg Gard, a coaching veteran of 30-plus years, enters his seventh season leading the Wisconsin men's basketball program in 2021-22 after proving himself as one of the best head coaches in the Big Ten. Gard earned 2020 Big Ten Coach of the Year honors after leading the Badgers to the regular season conference championship in 2019-20.

Wisconsin's incredible postseason success hasn't wavered on Gard's watch either, participating in the NCAA tournament in five of his first six seasons (Big Ten automatic qualifier status in canceled 2020 Big Dance, due to COVID pandemic). Most recently in 2020-21, Gard led the Badgers to an NCAA tournament first-round win over North Carolina, advancing UW to the second round of the NCAA tournament for the fifth time in its last six trips to The Big Dance.

Gard's postseason ledger includes a pair of Sweet 16 appearances in each of his first two seasons at the helm. In fact, Gard is just the third coach in the last 20 years to pilot his team to the Sweet 16 in each of his first two seasons, joining UCLA's Steve Lavin (1996-97) and Gonzaga's Mark Few (2000-01).

In his first six seasons as head coach, Gard posted a record of 119-70, the second-fastest (157 games) Wisconsin coach to 100 overall wins in the NCAA tournament era. He also guided UW to a conference record of 69-45. His .605 conference win percentage ranked eighth among Big Ten coaches the last 40 years.

After initially taking over on an interim basis midway through the 2015-16 season, Gard would go on to win the Jim Phelan National Coach of the Year Award that season and was officially named head coach of the Badgers on March 7, 2016. Through six seasons, Gard has already risen to fifth on the school's all-time wins list and owns the third-best win percentage in Wisconsin program history.

The 2020-21 season brought unprecedented challenges due to the global COVID-19 pandemic, but the leadership of Gard and his staff helped navigate the Badgers to an NCAA tournament appearance. The Badgers finished the season 18-13 overall (10-10 Big Ten), highlighted with an 85-62 win over North Carolina in the first round of the NCAA tournament.

Gard's leadership during the 2019-20 season might have been his best. After opening 5-5 overall and 5-5 in the Big Ten, Wisconsin won nine of its last 10

games, including its final eight games of the season to win a share of the 2020 conference championship and claim the No. 1 seed for the later canceled Big Ten tournament. During that run, UW knocked off No. 14 Michigan State, won at No. 19 Michigan and closed the season with a win at Indiana to clinch the title.

In his inaugural season as head coach, Gard led the Badgers to the 2016 NCAA Tournament Sweet 16, becoming just the second-ever first-year coach to win the Jim Phelan National Coach of the Year award. He followed that up by leading UW to the fifth-highest single-season win total in school history (27-10) and making a second-consecutive visit to the Sweet 16.

Gard's Badgers would follow that up with another 12-6 conference campaign in 2017, finishing second in both the regular season and the Big Ten tourney. UW capped off its 27-win season with a signature win in the NCAA tournament, knocking off the nation's No. 1 team Villanova, 65-62, to advance to the Sweet 16.

In 2018-19, Gard piloted the Badgers back to the Big Dance, posting a 23-11 overall record and 14-6 in the Big Ten. UW won 14 conference games for just the 3rd time in school history.

During his tenure as head coach, Gard has helped a pair of players reach first-team All-Big Ten status: Nigel Hayes in 2016 and third-team All-American Ethan Happ received the distinction in both 2017, 2018 and 2019.

Gard served as an assistant at Wisconsin for 14-plus seasons, including the final seven as the associate head coach. Gard served as the Badgers' recruiting coordinator in addition to constructing future game schedules and director of the Badger Boys Basketball Camps.

Gard helped guide the Badgers to back-to-back Final Fours in 2014 and 2015, and in 2015 UW reached its first national championship game since 1941.

In fact, Gard has been on the bench for each of the top 13 winningest seasons at Wisconsin.

Prior to coming to Wisconsin in 2001, Gard spent the previous two seasons as Ryan's assistant at UW-Milwaukee. Previously, Gard served as an assistant coach to Ryan at UW-Platteville from 1993-99. During Gard's years on the Pioneer staff, UW-Platteville compiled a 161-13 (.925) record and won three NCAA Division III titles, five straight Wisconsin Intercollegiate Athletic Conference (WIAC) championships and appeared in six consecutive NCAA tournaments.

## GARD YEAR-BY-YEAR

Year	School	Record	Pct.	Conf.	Record	Place	Postseason
2015-16	Wisconsin	15-8	.652	Big Ten	12-6	T-3rd	NCAA Sweet 16
2016-17	Wisconsin	27-10	.730	Big Ten	12-6	T-2nd	NCAA Sweet 16
2017-18	Wisconsin	15-18	.455	Big Ten	7-11	9th	--
2018-19	Wisconsin	23-11	.676	Big Ten	14-6	4th	NCAA First Round
2019-20	Wisconsin	21-10	.677	Big Ten	14-6	T-1st	Postseason canceled
2020-21	Wisconsin	18-12	.600	Big Ten	10-10	6th	NCAA Second Round
2021-22	Wisconsin	20-5	.800	Big Ten	11-4	--	
<b>Totals (7 seasons)</b>		<b>139-75</b>	<b>(.650)</b>		<b>80-49</b>	<b>(.620)</b>	<b>4 NCAA appearances</b>

## GARD vs. DIVISION I TEAMS

Team	Home	Away	Neut.	Total	Team	Home	Away	Neut.	Total
Arkansas-Pine Bluff	1-0	0-0	0-0	1-0	North Carolina	0-0	0-0	1-1	1-1
Baylor	0-0	0-0	0-2	0-2	North Carolina State	1-0	0-1	0-0	1-1
Central Arkansas	1-0	0-0	0-0	1-0	Northwestern	3-2	4-1	1-0	7-3
Chicago State	2-0	0-0	0-0	2-0	Notre Dame	0-0	0-0	0-1	0-1
Coppin State	1-0	0-0	0-0	1-0	Ohio State	4-2	2-2	0-0	6-4
Creighton	0-0	0-1	0-0	0-1	Oklahoma	1-0	0-0	1-0	2-0
Eastern Illinois	2-0	0-0	0-0	2-0	Oregon	0-0	0-0	0-1	0-1
Florida	0-0	0-0	0-1	0-1	Penn State	4-0	4-1	1-0	9-1
Florida A&M	1-0	0-0	0-0	1-0	Pittsburgh	0-0	0-0	1-0	1-0
Georgetown	0-0	0-0	1-0	1-0	Prairie View A&M	1-0	0-0	0-0	1-0
Georgia Tech	0-0	1-0	0-0	1-0	Providence	0-0	0-0	0-0	0-1
Grambling State	1-0	0-0	0-0	1-0	Purdue	2-2	1-5	0-0	3-7
Green Bay	6-0	0-0	0-0	6-0	Rhode Island	1-0	0-0	0-0	1-0
Houston	0-0	0-0	1-0	1-0	Rider	1-0	0-0	0-0	1-0
Houston Baptist	1-0	0-0	0-0	1-0	Richmond	0-0	0-0	0-1	0-1
Idaho State	1-0	0-0	0-0	1-0	Rutgers	4-1	1-2	1-0	6-3
Illinois	3-2	4-2	0-0	7-4	St. Francis Brooklyn	1-0	0-0	0-0	1-0
Illinois State	1-0	0-0	0-0	1-0	Saint Mary's	0-0	0-0	1-1	1-1
Indiana	6-0	3-2	1-0	9-2	Savannah State	1-0	0-0	0-0	1-0
Iowa	2-2	2-3	0-1	4-6	South Carolina State	1-0	0-0	0-0	1-0
Louisville	1-0	0-0	0-0	1-0	Stanford	0-0	0-0	1-0	1-0
Loyola	1-0	0-0	0-0	1-0	Syracuse	1-0	0-0	0-0	1-0
Marquette	2-1	1-2	0-0	3-3	Temple	0-0	0-1	0-0	0-1
Maryland	3-2	3-2	1-0	7-4	Tennessee	0-0	1-0	1-0	2-0
UMass Lowell	1-0	0-0	0-0	1-0	Texas A&M	0-0	0-0	1-0	1-0
McNeese State	1-0	0-0	0-0	1-0	UCLA	0-0	0-0	0-1	0-1
Michigan	3-2	1-3	0-1	4-6	Villanova	0-0	0-0	1-0	1-0
Michigan State	2-3	2-4	0-2	4-9	Virginia	0-0	0-1	0-1	0-2
Milwaukee	2-0	0-0	0-0	2-0	Virginia Tech	0-0	0-0	1-0	1-0
Minnesota	5-1	3-1	0-0	8-2	Western Kentucky	1-0	0-1	0-0	1-1
Nebraska	3-1	5-1	1-1	9-3	Xavier	0-1	1-0	1-0	2-1
New Mexico	0-0	0-0	0-1	0-1	Yale	1-0	0-0	0-0	1-0
Nicholls	1-0	0-0	0-0	1-0	<b>Total</b>	<b>82-23</b>	<b>39-36</b>	<b>18-16</b>	<b>139-75</b>

# HOME SWEET HOME

The Badgers are VERY good at the Kohl Center



## WISCONSIN AT HOME SINCE 2001-02

<b>295-47 (.865)</b>	Overall Home Record
<b>149-33 (.823)</b>	vs. Big Ten teams
<b>146-14 (.913)</b>	vs. non-conference teams
<b>111-14 (.895)</b>	vs. unranked Big Ten teams
<b>47-23 (.671)</b>	vs. teams ranked in the AP top 25
<b>35-5 (.875)</b>	vs. in-state teams
<b>Win Streak</b>	vs. IND (16-0), PSU (15-0)
<b>One-loss</b>	vs. NEB (5-1)
<b>Two-loss</b>	vs. MINN (15-2), MICH (13-2), IOWA (13-2), MARY (3-2)

## NCAA'S TOUGHEST VENUES

Since the Kohl Center opened in 1998, Wisconsin has been nearly unbeatable on its home floor. In fact, among active venues, the Kohl Center is among the toughest for road teams to come in and steal a win.

Team	Record	Pct.
1. Gonzaga (McCarthy Center) . . . . .	243-15	.942
2. Kentucky (Rupp Arena) . . . . .	629-77	.891
3. Kansas (Allen Fieldhouse) . . . . .	825-116	.877
4. Belmont (Curb Events Center) . . . . .	218-31	.876
5. Oregon (Matthew Knight Arena) . . . . .	178-26	.873
6. Michigan State (Breslin Center) . . . . .	444-67	.869
7. Murray St. (CFSB Center) . . . . .	291-45	.866
8. UCLA (Pauley Pavilion) . . . . .	784-128	.860
9. Xavier (Cintas Center) . . . . .	285-50	.851
<b>10. Wisconsin (Kohl Center) . . . . .</b>	<b>326-59</b>	<b>.847</b>

(games through Feb. 16, 2022)

## STREAKING

Of the 9 longest home streaks in school history, 5 have come in the last 18 seasons, including a record 38-game home win streak from 2002 to 2005.

No.	Began	Ended
<b>38</b>	<b>12/7/2002 (UNLV)</b>	<b>1/25/2005 (ILL)</b>
33	3/8/1911 (NW)	1/23/1915 (Chic.)
<b>28</b>	<b>2/8/2006 (IND)</b>	<b>12/8/2007 (Marq.)</b>
24	1/14/1929 (IND)	2/14/1931 (MIN)
<b>23</b>	<b>2/13/2010 (IND)</b>	<b>12/3/2011 (Marq.)</b>
<b>19</b>	<b>1/17/2016 (MSU)</b>	<b>2/12/2017 (NW)</b>
18	2/27/1909 (PUR)	3/1/1911 (MIN)
18	2/19/1915 (PUR)	1/26/1917 (Chic.)
<b>18</b>	<b>2/5/2009 (ILL)</b>	<b>2/9/2010 (ILL)</b>

- Since the 2001-02 season when **Greg Gard** first joined staff, Wisconsin has compiled a 295-47 (.865) record at the Kohl Center.
- Over the last 21 seasons, UW is 149-33 (.823) in Big Ten home games, the best mark in the conference.
- Over the last 21 seasons, 216 of the Badgers' 295 home wins have come by at least 10 points (73.2 percent).
- Wisconsin has trailed at halftime in only 74 of 342 home games (21.6%) since 2001-02. UW has come back to win 42 of those 74 games (56.8%).
- In 2019-20, the Badgers led the Big Ten and ranked 6th nationally in attendance, selling out nearly every game (16,912 per game). UW has led the Big Ten in attendance 14 of the last 18 seasons and finished among the nation's top 7 in each of the last 20 years.

## BIG KOHL CENTER WINS

Most memorable home wins since opening in 1998:

**Jan. 17, 1998 - UW 56, Northwestern 33**

First-ever game in the Kohl Center

**Dec. 1, 2001 - UW 70, UW-Green Bay 57**

Bo Ryan's first victory at the Kohl Center

**Dec. 22, 2001 - UW 86, #14 MU 63**

Kirk Penney scores 33 points in UW's first win over a ranked team under Bo Ryan

**Jan. 5, 2002 - UW 72, #7 Illinois 66**

Ryan's first win over a top-10 team at UW

**Feb. 27, 2002 - UW 74, Michigan 54**

UW clinches share of first Big Ten title since '47

**Dec. 7, 2002 - UW 91, UNLV 74**

UW begins school-record 38-game home win streak - Alando Tucker 24 points, 18 rebounds

**March 5, 2003 - UW 60, #14 Illinois 59**

Devin Harris makes 1-of-2 FTs with 0.4 seconds left to clinch outright Big Ten title

**Dec. 23, 2004 - UW 85, UNC Green. 53**

UW wins school-record 34th-straight home game

**Jan. 16, 2005 - UW 62, #15 Mich. St. 59**

Wisconsin overcomes 8-point deficit with 1:58 remaining to win its 38th-straight home game

**Feb. 9, 2005 - UW 72, Iowa 69**

UW overcomes a 13-point deficit with 12:27 remaining

**March 1, 2005 - UW 62, Indiana 60**

Alando Tucker scores putback as time expires

**Feb. 15, 2006 - UW 78, #12 Ohio St. 73**

UW overcomes a 9-pt halftime deficit to beat No. 12 OSU

**Dec. 16, 2006 - UW 89, #2 Pitt 75**

Alando Tucker and Brian Butch combine for 59 pts

**Jan. 9, 2007 - UW 72, #5 Ohio St. 69**

UW wins first matchup in school history of top-5 teams

**March 3, 2007 - UW 52, Michigan St. 50**

Kammron Taylor wins it on 3FG with 3.9 seconds left

**Dec. 2, 2009 - UW 73, #6 Duke 69**

Trevon Hughes scores 26 as UW's win clinches Big Ten's first Big Ten/ACC title

**Jan. 9, 2010 - UW 73, #4 Purdue 66**

Jordan Taylor (23) and Jason Bohannon (20) help end Purdue's undefeated season

**Feb. 2, 2010 - UW 67, #5 Michigan State 49**

Badgers end MSU's 9-0 Big Ten start

**Feb. 12, 2011 - UW 71, #1 Ohio State 67**

Stopped OSU's 24-0 start and UW's first win over AP No. 1 since 1962

**Feb. 9, 2013 - UW 65, #2 Michigan 62 (OT)**

Ben Brust's half-court buzzer-beater sends game to overtime where UW wins

**Nov. 19, 2013 - UW 103, North Dakota 85**

UW's first 100-point game since '95, Frank Kaminsky scores UW record 43 points

**Feb. 9, 2014 - UW 60, #8 Michigan State 58**

Treavon Jackson hits game-winning jumper with 2.1 seconds left in Bo Ryan's 150th Big Ten win

**March 1, 2015 - #6 UW 68, Michigan State 61**

UW claims 18th Big Ten championship and the 4th under Bo Ryan as Frank Kaminsky scores 31

**Dec. 23, 2015 - UW 84, Green Bay 79**

Greg Gard's first win as interim head coach

**Jan. 17, 2016 - UW 77, #4 Michigan State 76**

Gard's first ranked win, Koenig/Hayes total 52 pts

**Feb. 15, 2018 - UW 57, #6 Purdue 53**

Ethan Happ tallies 21 pts and 12 reb as Badgers raise Frank Kaminsky's No. 44 into rafters

**Jan. 19, 2019 - UW 64, #2 Michigan 54**

UW knocks off 17-0 Michigan behind 26 points, 10 rebounds and 7 assists from Ethan Happ

**Feb. 1, 2020 - UW 64, #14 Michigan State 63**

UW wins first game over MSU since 2016

**Dec. 19, 2020 - UW 85, #23 Louisville 48**

UW's largest-ever win over a top-25 team

**Dec. 8, 2020 - UW 64, Indiana 59**

UW's matches largest comeback (22 pts) in school history



Junior | Guard | 6-4 | 196  
Toronto, Ontario | Crestwood Prep (Wake Forest)



	SEASON	CAREER
GP/GS	16/1	66/10
10+ POINTS:	0	6
20+ POINTS:	0	0
3+ FGS MADE:	0	12
2+ ASSISTS:	1	28
2+ STEALS:	1	8
20+ MINUTES:	1	21
1,000 FT %:	2	12

Jahcobi Neath begins his first season with the Badgers after transferring from Wake Forest. The Toronto, Ontario native played the last two seasons for the Demon Deacons and had an immediate impact as a true freshman in 2019-20. Neath played in 30 games and started five, averaging 5.3 points and 2.2 assists per game his first season, shooting 42.2 percent from the floor, including 48 percent from 3-point range. Last season as a sophomore, Neath played in 20 games for Wake Forest and made four starts. He averaged 3.8 points and 1.7 assists in 15.8 minutes per game. Neath represented Canada at the U18 and U19 levels, playing internationally at the 2019 FIBA U19 World Cup. In high school, he played at Crestwood Prep in Toronto and led the Lions to the 2019 national championship, averaging 26 points, seven rebounds and four assists per game his senior season.

- **NICHOLLS (12/15/21):** Made his first start at Wisconsin, finishing with 9 points and a career-high 7 rebounds, plus 2 assists
- Played a career-high 34 minutes in a matchup against Pittsburgh (3/10/20) where he scored 6 points, secured 4 rebounds, and added 6 assists
- Posted back-to-back 16-point contests against Georgia Tech (2/19/20) and Duke (2/25/20)

**POINTS:** 9 vs. Nicholls (12/15/21)  
**FIELD GOALS:** 3 vs. Nicholls (12/15/21)  
**FG ATTEMPTS:** 6 vs. Nicholls (12/15/21)  
**3-POINT FGs:** 1 (3x) MR vs. Michigan State (1/21/22)  
**3-POINT FGAS:** 3 vs. Michigan State (1/21/22)  
**FREE THROWS:** 2 (2x) MR vs. Nicholls (12/15/21)  
**FT ATTEMPTS:** 2 (3x) MR vs. Nicholls (12/15/21)  
**REBOUNDS:** 7 vs. Nicholls (12/15/21)  
**ASSISTS:** 2 vs. Nicholls (12/15/21)  
**BLOCKS:** --  
**STEALS:** 2 vs. Marquette (12/4/21)  
**MINUTES:** 27 vs. Nicholls (12/15/21)

**POINTS:** 16 (2x) MR vs. Duke (2/25/20)\*  
**FIELD GOALS:** 5 (2x) MR vs. Longwood (11/27/20)\*  
**FG ATTEMPTS:** 10 (2x) MR at BC (2/10/21)\*  
**3-POINT FGS:** 2 (2x) MR at NC State (1/27/21)\*  
**3-POINT FGAS:** 5 at Virginia Tech (2/27/21)\*  
**FREE THROWS:** 9 vs. Duke (2/25/20)\*  
**FT ATTEMPTS:** 12 vs. Duke (2/25/20)\*  
**REBOUNDS:** 7 vs. Nicholls (12/15/21)  
**ASSISTS:** 6 (3x) MR vs. Del. St (11/25/20)\*  
**BLOCKS:** 1 (3x) MR vs. Duke (2/17/21)\*  
**STEALS:** 3 vs. Catawba (12/31/20)\*  
**MINUTES:** 34 vs. Pittsburgh (3/10/20)

Opponent	Date	gs	min	Total		3-Pointers		Free throws		Rebounds				pf	a	t/o	blk	stl	pts	avg	
				fg	fg%	pt	3fg	fg%	ft	ft%	off	def	tot								avg
ST. FRANCIS BROOKLYN	11/09/21		18	1-5	.200	0-0	.000	2-2	1.000	2	0	2	2.0	0	0	1	0	0	4	4.0	
at Georgia Tech	12/01/21		6	1-3	.333	0-1	.000	0-0	.000	0	0	0	1.0	0	0	1	0	0	2	3.0	
MARQUETTE	12/04/21		9	0-3	.000	0-2	.000	1-2	.500	0	1	1	1.0	3	1	0	0	2	1	2.3	
at Ohio St.	12/11/21		6	0-1	.000	0-0	.000	0-0	.000	0	1	1	1.0	0	1	0	0	0	0	1.8	
NICHOLLS ST.	12/15/21	*	27	3-6	.500	1-1	1.000	2-2	1.000	2	5	7	2.2	3	2	0	1	1	9	3.2	
at Purdue	01/03/22		2	0-1	.000	0-1	.000	1-2	.500	0	1	1	2.0	1	0	0	0	0	1	2.8	
IOWA	01/06/22		13	1-3	.333	0-1	.000	1-1	.000	1	3	4	2.3	1	1	1	0	0	2	2.7	
OHIO ST.	01/13/22		5	1-2	.500	1-1	1.000	0-0	.000	0	0	0	2.0	0	0	0	0	0	3	2.8	
at Northwestern	01/18/22		2	0-0	.000	0-0	.000	0-0	.000	0	0	0	1.0	0	0	0	0	0	0	2.4	
MICHIGAN ST.	01/21/22		11	1-3	.333	1-3	.333	0-0	.000	0	0	0	1.6	0	0	0	0	0	3	2.5	
at Nebraska	01/27/22		2	0-1	.000	0-0	.000	0-0	.000	0	0	0	1.5	0	0	0	0	0	0	2.3	
MINNESOTA	01/30/22		3	0-0	.000	0-0	.000	0-0	.000	0	0	0	1.3	0	1	0	0	0	0	2.1	
at Illinois	02/02/22		3	0-0	.000	0-0	.000	0-0	.000	1	0	1	1.3	0	0	0	0	0	0	1.9	
PENN ST.	02/05/22		9	0-0	.000	0-0	.000	0-0	.000	0	2	2	1.4	0	0	0	0	0	0	1.8	
at Michigan St.	02/08/22		13	0-1	.000	0-0	.000	0-0	.000	1	1	2	1.4	0	0	2	0	1	0	1.7	
RUTGERS	02/12/22		9	0-0	.000	0-0	.000	0-0	.000	0	1	1	1.4	3	0	1	0	0	0	1.6	
Totals			1	138	8-29	.276	3-10	.300	6-9	.667	7	15	22	1.4	11	6	5	1	4	25	1.6

Overall					3-Point				Rebounding									
Year	GP-GS	Min/Avg	FG-FGA	Pct	FG-FGA	Pct	FT-FTA	Pct	Off-Def	Tot	Avg	PF-FO	Ast	TO	Blk	Stl	Pts/Avg	
2019-20*	30-5	554/18.5	54-128	.422	12-25	.488	38-65	.585	7-49	35	1.9	49-0	67	53	1	15	158/5/3	
2020-21*	20-4	316/15.8	25-70	.357	6-27	.222	19-21	.905	4-31	56	1.8	28-0	33	35	2	9	75/3/8	
2021-22	16-1	138/8.6	8-29	.276	3-10	.300	6-9	.667	7-15	22	1.4	11-0	6	5	1	4	25/1/6	
Total	66-10	1008/15.3	87-227	.383	21-62	.339	63-95	.663	18-95	113	1.7	88	106	93	4	28	258/3/9	
*at Wake Forest																		
Conference					3-Point				Rebounding									
Year	GP-GS	Min/Avg	FG-FGA	Pct	FG-FGA	Pct	FT-FTA	Pct	Off-Def	Tot	Avg	PF-FO	Ast	TO	Blk	Stl	Pts/Avg	
2019-20*	20-4	366/18.3	38-86	.442	10-18	.556	29-46	.630	6-30	36	1.8	36-0	42	31	0	8	115/5/8	
2020-21*	17-3	252/14.8	16-50	.320	6-26	.231	9-11	.818	3-21	24	1.4	20-0	25	30	2	4	47/2/8	
2021-22	12-0	78/6.5	3-12	.250	2-6	.333	1-3	.333	3-9	12	1.0	5-0	3	4	0	1	9/0/8	
Total	49-7	696/14.2	57-148	.385	18-50	.360	39-60	.650	12-60	72	1.5	61-0	70	65	2	13	171/3/5	
*Atlantic Coast Conference (ACC)																		

1 |

JOHNNY DAVIS

Sophomore | Guard | 6-5 | 194

La Crosse, Wis. | La Crosse Central High School



Twitter: @JohnnyDavis | Instagram: @johnnydavis

INDIVIDUAL BENCHMARKS

	SEASON	CAREER
GP/GS	23/23	54/23
20+ POINTS:	14	14
30+ POINTS:	3	3
2+ 3-PTERS MADE:	9	10
10+ REBOUNDS:	5	5
3+ ASSISTS:	9	13
LED UW IN PTS:	16	18
LED UW IN REB:	15	21

GET TO KNOW JOHNNY

Sophomore Johnny Davis has established himself as one of the best players in college basketball. His midseason resume includes MVP honors at the Maui Invitational, nomination to the Wooden Award Midseason Top-25 Watch List, as well as a 37-point, 14-rebound virtuoso performance in a win at No. 3 Purdue. Last season, Davis played in all 31 games, averaging 24.4 minutes per game (fifth-most on the team). The 6-foot-5 guard averaged 7.0 points and 4.1 rebounds per game last season, including a season-high 17 points (6-7 FG, 4-4 3FG) in a win over Penn State. A four-star recruit by Rivals, Johnny Davis was named Wisconsin Mr. Basketball as a senior at La Crosse Central. He finished his high school career as Central's all-time leading scorer with 2,158 points. Along with twin brother and fellow Badger, Jordan, he helped lead Central to the WIAA Division 2 state tournament and capture the state title in 2017. In football, Davis was a first-team all-state QB. Davis' father, Mark, played 13 seasons of professional basketball, including 31 games for the Milwaukee Bucks (1988-89, after being selected in the 4th Round of the 1985 NBA Draft by the Cleveland Cavaliers).

HONORS

- 2021-22 Wooden Award Late-Season Top 20
- 2021 Maui Invitational Tournament MVP
- 2x Big Ten Player of the Week (11/29/21, 1/10/22)
- Gold medal with USA at 2021 FIBA U19 World Cup

TOP SEASON PERFORMANCES

- **at INDIANA (2/15/22):** Scored UW's final 13 points over 3:35 in 74-69 victory and led Badgers with 30 points and 12 rebounds at Assembly Hall
- **at #17 MICHIGAN ST (2/8/22):** Led UW in points (25), rebounds (6), assists (3), and steals (2) in rematch
- **#3 PURDUE (1/3/22):** Career-high 37 points, plus career-best 14 rebounds, 3 ast, 2 blk, 2 stl in road win
- **#12 HOUSTON (11/23/21):** Had a then career-high 30 points to lead UW to an upset win at Maui Inv

SEASON HIGHS

POINTS: 37 at Purdue (1/3/22)  
FIELD GOALS: 13 at Purdue (1/3/22)  
FG ATTEMPTS: 24 at Purdue (1/3/22)  
3-POINT FGS: 4 (2x) MR at Northwestern (1/18/22)  
3-POINT FGAS: 7 (4x) MR at Maryland (1/9/22)  
FREE THROWS: 11 at Illinois (2/2/22)  
FT ATTEMPTS: 14 at Illinois (2/2/22)  
REBOUNDS: 15 (2x) MR at Illinois (2/2/22)  
ASSISTS: 5 (3x) MR vs. Iowa (1/6/21)  
BLOCKS: 2 (3x) MR vs. Penn State (2/5/22)  
STEALS: 4 vs. Houston (11/23/21)  
MINUTES: 38 (6x) MR at Indiana (2/15/22)

CAREER HIGHS

POINTS: 37 at Purdue (1/3/22)  
FIELD GOALS: 13 at Purdue (1/3/22)  
FG ATTEMPTS: 24 at Purdue (1/3/22)  
3-POINT FGS: 4 (3x) MR at Northwestern (1/18/22)  
3-POINT FGAS: 7 (4x) MR at Maryland (1/9/22)  
FREE THROWS: 11 at Illinois (2/2/22)  
FT ATTEMPTS: 14 at Illinois (2/2/22)  
REBOUNDS: 15 (2x) MR at Illinois (2/2/22)  
ASSISTS: 5 (3x) MR vs. Iowa (1/6/21)  
BLOCKS: 2 (6x) MR vs. Penn State (2/5/22)  
STEALS: 4 (2x) MR vs. Houston (11/23/21)  
MINUTES: 41 vs. Indiana (1/7/21)

GAME-BY-GAME STATISTICS

Opponent	Date	gs	min	Total		3-Pointers		Free throws		Rebounds				pf	a	t/o	blk	stl	pts	avg	
				fg-fga	pct	3fg-fga	pct	ft-fa	pct	off	def	tot	avg								
ST. FRANCIS BROOKLYN	11/09/21	*	26	6-15	.400	2-6	.333	1-2	.500	1	2	3	3.0	0	5	0	0	2	15	15.0	
GREEN BAY	11/12/21	*	25	5-16	.313	0-3	.000	5-6	.833	2	3	5	4.0	1	2	0	1	15	15.0		
vs Texas A&M	11/22/21	*	38	8-18	.444	1-5	.200	4-4	1.000	3	6	9	5.7	1	2	3	0	2	21	17.0	
vs Houston	11/23/21	*	37	10-18	.556	4-7	.571	6-6	1.000	0	4	4	5.3	1	1	2	2	4	30	20.3	
vs Saint Mary's (CA)	11/24/21	*	32	7-17	.412	1-1	1.000	5-5	1.000	2	5	7	5.6	1	1	3	0	1	20	20.2	
at Georgia Tech	12/01/21	*	37	4-9	.444	2-4	.500	5-8	.625	2	4	6	5.7	2	5	4	1	1	15	19.3	
MARQUETTE	12/04/21	*	30	9-14	.643	1-1	1.000	6-8	.750	0	5	5	5.6	1	1	1	1	0	25	20.1	
INDIANA	12/08/21	*	37	8-17	.471	1-3	.333	6-7	.857	1	8	9	6.0	1	1	3	1	0	23	20.5	
at Ohio St.	12/11/21	*	38	11-22	.500	2-7	.286	0-0	.000	1	6	7	6.1	4	3	1	0	3	24	20.9	
ILLINOIS ST.	12/29/21	*	37	6-22	.273	0-3	.000	8-9	.889	3	8	11	6.6	3	5	2	1	1	20	20.8	
at Purdue	01/03/22	*	38	13-24	.542	2-5	.400	9-12	.750	1	13	14	7.3	2	3	3	2	2	37	22.3	
IOWA	01/06/22	*	35	10-18	.556	3-7	.429	3-5	.600	1	8	9	7.4	3	5	2	0	0	26	22.6	
at Maryland	01/09/22	*	37	7-19	.368	1-7	.143	4-5	.800	0	7	7	7.4	1	1	3	1	1	19	22.3	
OHIO ST.	01/13/22	*	34	4-18	.222	1-5	.200	5-6	.833	2	7	9	7.5	2	2	4	0	1	14	21.7	
at Northwestern	01/18/22	*	38	8-15	.533	4-5	.800	7-10	.700	1	7	8	7.5	0	2	3	0	3	27	22.1	
MICHIGAN ST.	01/21/22	*	38	8-20	.400	2-4	.500	7-8	.875	2	3	5	7.4	3	4	3	1	1	25	22.3	
at Nebraska	01/27/22	*	31	5-12	.417	0-1	.000	3-5	.600	1	8	9	7.5	2	2	1	0	1	13	21.7	
MINNESOTA	01/30/22	*	37	7-14	.500	0-1	.000	2-4	.500	3	12	15	7.9	1	0	1	0	0	16	21.4	
at Illinois	02/02/22	*	37	5-19	.263	1-5	.200	11-14	.786	6	9	15	8.3	1	2	2	0	0	22	21.4	
PENN ST.	02/05/22	*	35	2-13	.154	0-2	.000	0-0	.000	0	9	9	8.3	2	3	1	2	1	4	20.6	
at Michigan St.	02/08/22	*	34	8-11	.727	2-4	.500	7-8	.875	0	6	6	8.2	2	3	1	0	2	25	20.8	
RUTGERS	02/12/22	*	34	5-10	.500	0-3	.000	1-4	.250	1	7	8	8.2	4	1	4	0	1	11	20.3	
at Indiana	02/15/22	*	38	10-15	.667	0-1	.000	10-14	.714	2	10	12	8.3	1	1	4	1	1	30	20.7	
Totals			23	803	166-376	.441	30-90	.333	115-150	.767	35	157	192	8.3	39	55	51	14	29	477	20.7

CAREER STATISTICS

Overall	3-Point																Rebounding									
Year	GP-GS	Min/Avg	FG-FGA	Pct	FG-FGA	Pct	FT-FTA	Pct	Off-Def	Tot	Avg	PF-FO	Ast	TO	Blk	Stl	Pts/Avg									
2020-21	31-0	753/24.3	86-195	.441	14-36	.389	32-44	.727	34-94	128	4.1	66-0	35	34	18	34	218/7.0									
2021-22	23-23	802/34.9	166-376	.441	30-90	.333	115-150	.767	35-157	192	8.3	39-0	55	51	14	29	477/20.7									
Total	54-23	1555/28.8	252-571	.441	44-126	.349	147-194	.758	69-251	320	5.9	105-0	90	85	32	63	695/12.9									
Conference	3-Point																Rebounding									
Year	GP-GS	Min/Avg	FG-FGA	Pct	FG-FGA	Pct	FT-FTA	Pct	Off-Def	Tot	Avg	PF-FO	Ast	TO	Blk	Stl	Pts/Avg									
2020-21	20-0	503/25.2	52-127	.409	9-26	.346	21-29	.724	22-56	78	3.9	48-0	19	23	10	26	134/6.7									
2021-22	15-15	540/36.0	111-247	.449	19-60	.317	75-102	.735	22-120	142	9.5	29-0	33	36	8	17	316/21.1									
Total	35-15	1043/29.8	163-374	.436	28-86	.326	96-131	.733	44-176	220	6.3	77-0	52	59	18	43	450/12.9									

5

TYLER WAHL

Junior | Forward | 6-9 | 221

Lakeville, Minn. | Lakeville North High School



Twitter: @tjwahl01 | Instagram: @tjwahl01

INDIVIDUAL BENCHMARKS

	SEASON	CAREER
GP/GS:	24/24	86/45
10+ POINTS:	12	17
20+ POINTS:	3	3
5+ REBOUNDS:	13	33
10+ REBOUNDS:	3	6
DOUBLE-DOUBLES:	1	3
2+ BLOCKS:	4	10
LED UW IN PTS:	2	3
LED UW IN REB:	4	11

GET TO KNOW TYLER

Junior forward Tyler Wahl has had an immediate impact at Wisconsin since stepping onto campus. Having now played in over 80 career games as a Badger, the Lakeville, Minnesota native played in all 31 games for the Badgers last season (18 starts). Averaging 5.2 points, 4.3 rebounds and 1.0 steals per game last year, one of Wahl's best games came when he led the Badgers in scoring for the first time in his career with 14 points, plus a team-high 6 rebounds and 2 assists in a win vs. Northwestern. As a prep senior at Lakeville North, Wahl averaged 18.0 points, 10.0 rebounds and 6.6 assists per game, leading the Panthers to a 27-5 record, the school's first-ever conference title, and an appearance in the Class AAAA state championship game. He earned back-to-back AP second-team All-State honors as a junior and senior, setting the school record for rebounds (905) and finishing third in Panther history with 1,397 points.

HONORS

- 2021 Maui Invitational All-Tournament Team

TOP SEASON PERFORMANCES

- **RUTGERS (2/12/22):** Led UW with a career-high 23 points (9-14 FG, 1-1 3FG, 4-5 FT), 3 reb, 2 ast, 2 stl.
- **#16 OHIO STATE (1/13/22):** Scored 20 points (8-10 FG), plus 7 rebounds, a career-high 6 assists, and matched a career high 3 steals.
- **MARYLAND (1/9/22):** Finished with 21 points and added 5 rebounds and 2 assists
- **IOWA (1/6/22):** Scored 16 points (6-7 FG), while pulling down a team-leading 9 rebounds
- **INDIANA (12/8/21):** Season-high 12 rebounds, plus 7 pts, 3 blk and 3 ast in UW's comeback win
- **SAINT MARY'S (11/24/21):** Scored a then career-high 18 points in the Maui Invitational championship game, adding 5 rebounds and a career-high 4 blocks

SEASON HIGHS

POINTS: 23 vs. Rutgers (2/12/22)  
FIELD GOALS: 9 vs. Rutgers (2/12/22)  
FG ATTEMPTS: 14 vs. Rutgers (2/12/22)  
3-POINT FGS: 2 vs. Ohio State (1/13/22)  
3-POINT FGAS: 4 vs. Ohio State (1/13/22)  
FREE THROWS: 8 vs. Illinois St (12/29/21)  
FT ATTEMPTS: 12 vs. Illinois St (12/29/21)  
REBOUNDS: 12 vs. Indiana (12/8/21)  
ASSISTS: 6 vs. Ohio State (1/13/22)  
BLOCKS: 4 vs. Saint Mary's (11/24/21)  
STEALS: 3 (2x) MR vs. Ohio State (1/13/22)  
MINUTES: 37 vs. Rutgers (2/12/22)

CAREER HIGHS

POINTS: 23 vs. Rutgers (2/12/22)  
FIELD GOALS: 9 vs. Rutgers (2/12/22)  
FG ATTEMPTS: 14 vs. Rutgers (2/12/22)3-POINT FGS: 2 (3x) MR vs. Ohio State (1/13/22)  
3-POINT FGAS: 5 at Nebraska (2/10/21)  
FREE THROWS: 8 vs. Illinois St (12/29/21)  
FT ATTEMPTS: 12 vs. Illinois St (12/29/21)  
REBOUNDS: 15 vs. Green Bay (12/1/20)  
ASSISTS: 6 vs. Ohio State (1/13/22)  
BLOCKS: 4 vs. Saint Mary's (11/24/21)  
STEALS: 3 (5x) MR vs. Ohio State (1/13/22)  
MINUTES: 37 vs. Rutgers (2/12/22)

GAME-BY-GAME STATISTICS

Opponent	Date	gs	min	Total		3-Pointers		Free throws		Rebounds											
				fg-fga	pct	3fg-fga	pct	ft-fa	pct	off	def	tot	avg	pf	a	t/o	blk	stl	pts	avg	
ST. FRANCIS BROOKLYN	11/09/21	*	17	1-3	.333	0-1	.000	3-4	.750	1	3	4	4.0	2	1	2	0	0	5	5.0	
GREEN BAY	11/12/21	*	20	1-2	.500	0-0	.000	0-0	.000	1	4	5	4.5	1	2	1	2	0	2	3.5	
PROVIDENCE	11/15/21	*	36	7-12	.583	0-2	.000	2-3	.667	3	2	5	4.7	4	0	1	2	0	16	7.7	
vs Texas A&M	11/22/21	*	30	3-8	.375	0-2	.000	0-0	.000	2	2	4	4.5	0	1	2	1	3	6	7.3	
vs Houston	11/23/21	*	32	4-10	.400	0-2	.000	1-2	.500	1	6	7	5.0	2	1	0	0	0	9	7.6	
vs Saint Mary's (CA)	11/24/21	*	36	6-9	.667	0-0	.000	6-6	1.000	1	4	5	5.0	4	0	1	4	1	18	9.3	
at Georgia Tech	12/01/21	*	33	4-8	.500	0-0	.000	1-3	.333	0	3	3	4.7	2	1	0	2	1	9	9.3	
MARQUETTE	12/04/21	*	34	2-9	.222	0-2	.000	1-1	1.000	2	3	5	4.8	1	3	0	1	0	5	8.8	
INDIANA	12/08/21	*	28	2-7	.286	0-1	.000	3-4	.750	3	9	12	5.6	2	3	0	3	1	7	8.6	
at Ohio St.	12/11/21	*	23	1-7	.143	0-3	.000	1-1	1.000	0	1	1	5.1	3	2	2	1	1	3	8.0	
NICHOLLS ST.	12/15/21	*	32	4-8	.500	0-2	.000	4-6	.667	0	4	4	5.0	2	2	3	0	1	12	8.4	
ILLINOIS ST.	12/29/21	*	32	5-8	.625	0-0	.000	8-12	.667	1	5	6	5.1	1	0	1	0	1	18	9.2	
at Purdue	01/03/22	*	21	3-4	.750	0-1	.000	0-0	.000	1	3	4	5.0	5	1	1	0	1	6	8.9	
IOWA	01/06/22	*	31	6-7	.857	0-0	.000	4-8	.500	3	6	9	5.3	2	2	1	1	2	16	9.4	
at Maryland	01/09/22	*	30	8-12	.667	0-1	.000	5-5	1.000	1	4	5	5.3	4	2	0	1	0	21	10.2	
OHIO ST.	01/13/22	*	34	8-10	.800	2-4	.500	2-3	.667	2	5	7	5.4	2	6	1	0	3	20	10.8	
at Northwestern	01/18/22	*	32	5-12	.417	1-1	1.000	3-6	.500	1	10	11	5.7	3	4	2	0	1	14	11.0	
at Nebraska	01/27/22	*	22	1-5	.200	0-0	.000	2-2	1.000	1	9	10	5.9	3	1	3	0	0	4	10.6	
MINNESOTA	01/30/22	*	26	5-11	.455	0-2	.000	5-6	.833	2	1	3	5.8	4	1	3	0	0	15	10.8	
at Illinois	02/02/22	*	31	7-11	.636	0-3	.000	0-0	.000	0	6	6	5.8	3	1	0	0	0	14	11.0	
PENN ST.	02/05/22	*	33	6-9	.667	0-1	.000	0-0	.000	0	7	7	5.9	1	0	4	1	0	12	11.0	
at Michigan St.	02/08/22	*	32	5-10	.500	0-1	.000	1-3	.333	1	4	5	5.8	3	2	2	1	1	11	11.0	
RUTGERS	02/12/22	*	38	9-14	.643	1-1	1.000	4-5	.800	0	3	3	5.7	2	2	2	0	2	23	11.6	
at Indiana	02/15/22	*	28	2-7	.286	0-0	.000	0-0	.000	2	0	2	5.5	4	0	4	0	0	4	11.3	
Totals			24	711	105-203	.517	4-30	.133	56-80	.700	29	104	133	5.5	60	38	36	20	19	270	11.3

CAREER STATISTICS

Overall				3-Point				Rebounding											
Year	GP-GS	Min/Avg	FG-FGA	Pct	FG-FGA	Pct	FT-FTA	Pct	Off-Def	Tot	Avg	PF-FO	Ast	TO	Blk	Stl	Pts/Avg		
2019-20	31-3	478/15.4	34-79	.430	6-28	.214	7-18	.389	34-48	82	2.6	64-0	32	33	5	20	81/2.6		
2020-21	31-18	765/24.7	58-133	.436	10-36	.278	34-60	.567	33-100	133	4.3	68-0	42	28	21	31	160/5.2		
2021-22	24-24	710/29.6	105-203	.517	4-30	.133	56-80	.700	29-104	133	5.5	60-0	38	36	20	19	270/11.3		
Total	86-45	1953/22.7	197-415	.475	20-94	.213	97-158	.614	96-252	348	4.0	192	112	97	46	70	511/5.9		
Conference				3-Point				Rebounding											
Year	GP-GS	Min/Avg	FG-FGA	Pct	FG-FGA	Pct	FT-FTA	Pct	Off-Def	Tot	Avg	PF-FO	Ast	TO	Blk	Stl	Pts/Avg		
2019-20	20-3	309/15.5	23-54	.426	2-18	.111	2-8	.250	23-27	50	2.5	40-0	19	21	4	14	50/2.5		
2020-21	20-14	524/26.2	41-95	.432	8-28	.286	19-37	.514	23-62	85	4.3	44-0	29	18	9	17	109/5.5		
2020-21	14-14	408/29.1	68-126	.540	4-19	.211	30-43	.698	17-68	85	6.1	41-0	27	25	8	12	170/12.1		
Total	54-31	1241/23.0	132-275	.480	14-65	.215	51-88	.580	63-157	220	4.1	125-0	75	64	21	43	329/6.1		



20 | BEN CARLSON

Sophomore | Forward | 6-9 | 226  
Woodbury, Minn. | East Ridge High School



Twitter: @ben\_carlson20 | Instagram: @bencarlson20

INDIVIDUAL BENCHMARKS

	SEASON	CAREER
GP/GS:	24/2	31/2
10+ POINTS:	0	0
2+ FIELD GOALS:	7	9
5+ REBOUNDS:	3	3
2+ ASSISTS:	1	2
2+ STEALS:	0	0

GET TO KNOW BEN

A four-star recruit by ESPN, 247Sports and Rivals, sophomore forward Ben Carlson appeared in seven games last season before an injury sidelined him for the rest of the year. The Woodbury, Minnesota native scored 13 points in last year's season opener. A finalist for Minnesota Mr. Basketball as a high school senior, Carlson went down as one of the most decorated players in East Ridge High School history. The 6-foot-9 forward set school records for career points (2,004), rebounds (1,083) and blocked shots (145). Carlson also became the first player in program history to be nominated to the McDonalds All-American Game in 2020. His senior season, Carlson averaged 24.3 points and 11.7 rebounds per game while leading the Raptors to a 20-7 record and a conference title. As a junior, he led East Ridge to the Minnesota Class AA state tournament while averaging a double-double (16 ppg, 11.3 rpg). Off the court, Carlson was a member of National Honors Society.

TOP CAREER PERFORMANCES

- NEBRASKA (1/27/22): Finished with six points and five rebounds in road win
- #14 MICHIGAN STATE (1/21/22): Second start and scored six points in a career-high 23 minutes
- PROVIDENCE (11/15/21): Made first career start as a Badger and posted two points and three rebounds
- GREEN BAY (11/12/21): Scored five points and grabbed a career-high seven rebounds
- EASTERN ILLINOIS (11/25/20): In his first game as a Badger, scored 13 points and recorded two rebounds, a block, and an assist

SEASON HIGHS

POINTS: 6 (2x) MR at Nebraska (1/27/22)  
FIELD GOALS: 3 at Nebraska (1/27/22)  
FG ATTEMPTS: 7 (2x) MR at Nebraska (1/27/22)  
3-POINT FGS: 1 vs. Michigan State (1/21/22)  
3-POINT FGAS: 3 (2x) MR vs. Michigan State (1/21/22)  
FREE THROWS: 1 (4x) MR vs. Michigan State (1/21/22)  
FT ATTEMPTS: 2 (3x) MR at Indiana (2/15/22)  
REBOUNDS: 7 vs. Green Bay (11/12/21)  
ASSISTS: 2 vs. Houston (11/23/21)  
BLOCKS: 1 vs. Providence (11/15/21)  
STEALS: 1 vs. Michigan State (1/21/22)  
MINUTES: 23 vs. Michigan State (1/21/22)

CAREER HIGHS

POINTS: 13 vs. Eastern Illinois (11/25/20)  
FIELD GOALS: 4 vs. Eastern Illinois (11/25/20)  
FG ATTEMPTS: 7 (2x) MR at Nebraska (1/27/22)  
3-POINT FGS: 1 (2x) MR vs. Michigan State (1/21/22)  
3-POINT FGAS: 3 (2x) MR vs. Michigan State (1/21/22)  
FREE THROWS: 4 vs. Eastern Illinois (11/25/20)  
FT ATTEMPTS: 4 (2x) MR vs. UAPB (11/27/20)  
REBOUNDS: 7 vs. Green Bay (11/12/21)  
ASSISTS: 2 (2x) MR vs. Houston (11/23/21)  
BLOCKS: 1 (3x) MR vs. Providence (11/15/21)  
STEALS: 1 (2x) MR vs. Michigan State (1/21/22)  
MINUTES: 23 vs. Michigan State (1/21/22)

GAME-BY-GAME STATISTICS

Opponent	Date	gs	min	Total		3-Pointers		Free throws		Rebounds				pf	a	t/o	blk	stl	pts	avg
				fg-fga	pct	3fg-fga	pct	ft-fia	pct	off	def	tot	avg							
ST. FRANCIS BROOKLYN	11/09/21	19	2-3	.667	0-0	.000	0-0	.000	2	3	5	5.0	0	0	0	0	0	4	4.0	
GREEN BAY	11/12/21	18	2-6	.333	0-1	.000	1-1	1.000	1	6	7	6.0	0	1	0	0	0	5	4.5	
PROVIDENCE	11/15/21	19	1-7	.143	0-3	.000	0-0	.000	2	1	3	5.0	0	0	1	1	0	2	3.7	
vs Texas A&M	11/22/21	4	0-1	.000	0-1	.000	0-0	.000	0	0	0	3.8	1	0	2	0	0	0	2.8	
vs Houston	11/23/21	12	2-3	.667	0-1	.000	0-0	.000	0	2	2	3.4	0	2	0	0	0	4	3.0	
vs Saint Mary's (CA)	11/24/21	10	0-1	.000	0-0	.000	0-1	.000	1	3	4	3.5	1	0	1	0	0	0	2.5	
at Georgia Tech	12/01/21	1	0-0	.000	0-0	.000	0-0	.000	0	0	0	3.0	0	0	0	0	0	0	2.1	
MARQUETTE	12/04/21	4	1-1	1.000	0-0	.000	0-0	.000	0	0	0	2.6	0	0	0	0	0	2	2.1	
INDIANA	12/08/21	20	1-4	.250	0-2	.000	1-2	.500	2	2	4	2.8	1	0	0	0	0	3	2.2	
at Ohio St.	12/11/21	13	0-3	.000	0-2	.000	1-2	.500	0	2	2	2.7	1	0	0	0	0	1	2.1	
NICHOLLS ST.	12/15/21	9	2-5	.400	0-1	.000	0-0	.000	2	2	4	2.8	0	0	0	0	0	4	2.3	
at Purdue	01/03/22	4	0-0	.000	0-0	.000	0-0	.000	0	0	0	2.6	0	0	0	0	0	0	2.1	
IOWA	01/06/22	1	0-1	.000	0-0	.000	0-0	.000	0	0	0	2.4	0	0	0	0	0	0	1.9	
at Maryland	01/09/22	2	0-0	.000	0-0	.000	0-0	.000	0	0	0	2.2	0	0	0	0	0	0	1.8	
OHIO ST.	01/13/22	0	0-0	.000	0-0	.000	0-0	.000	0	0	0	2.1	0	0	0	0	0	0	1.7	
at Northwestern	01/18/22	1	0-0	.000	0-0	.000	0-0	.000	0	0	0	1.9	0	0	0	0	0	0	1.6	
MICHIGAN ST.	01/21/22	23	2-6	.333	1-3	.333	1-1	1.000	1	1	2	1.9	2	0	2	0	1	6	1.8	
at Nebraska	01/27/22	22	3-7	.429	0-1	.000	0-0	.000	4	1	5	2.1	0	0	0	0	0	6	2.1	
MINNESOTA	01/30/22	10	0-2	.000	0-1	.000	0-0	.000	0	1	1	2.1	0	0	0	0	0	0	1.9	
at Illinois	02/02/22	9	1-3	.333	0-1	.000	0-0	.000	1	1	2	2.1	0	0	0	0	0	2	2.0	
PENN ST.	02/05/22	8	0-1	.000	0-1	.000	0-0	.000	1	0	1	2.0	0	0	0	0	0	0	1.9	
at Michigan St.	02/08/22	5	2-3	.667	0-0	.000	0-0	.000	0	1	1	2.0	2	0	0	0	0	4	2.0	
RUTGERS	02/12/22	3	0-0	.000	0-0	.000	0-0	.000	0	1	1	1.9	0	1	0	0	0	0	1.9	
at Indiana	02/15/22	12	0-0	.000	0-0	.000	0-2	.000	2	1	3	2.0	0	0	1	0	0	0	1.8	
Totals		2	229	19-57	.333	1-18	.056	4-9	.444	19	28	47	2.0	8	4	7	1	1	43	1.8

CAREER STATISTICS

Overall				3-Point				Rebounding											
Year	GP-GS	Min/Avg	FG-FGA	Pct	FG-FGA	Pct	FT-FTA	Pct	Off-Def	Tot	Avg	PF-FO	Ast	TO	Blk	Stl	Pts/Avg		
2020-21	7-0	64/9.1	6-11	.545	1-3	.333	7-8	.875	1-5	6	0.9	10-0	4	1	3	1	20/2.9		
2021-22	24-2	230/9.6	19-57	.333	1-18	.056	4-9	.444	19-28	47	2.0	8-0	4	7	1	1	43/1.8		
Total	31-2	294/9.5	25-68	.368	2-21	.095	11-17	.647	20-33	53	1.7	18	8	8	4	2	63/2.0		
Conference				3-Point				Rebounding											
Year	GP-GS	Min/Avg	FG-FGA	Pct	FG-FGA	Pct	FT-FTA	Pct	Off-Def	Tot	Avg	PF-FO	Ast	TO	Blk	Stl	Pts/Avg		
2020-21																			
2021-22	15-1	134/8.9	9-30	.300	1-11	.091	3-7	.429	11-11	22	1.5	6-0	1	3	0	1	22/1.5		
Total	15-1	134/8.9	9-30	.300	1-11	.091	3-7	.429	11-11	22	1.5	6-0	1	3	0	1	22/1.5		

22

STEVEN CROWL

Sophomore | Forward | 7-0 | 234  
Eagan, Minn. | Eastview High School



Twitter: @steven\_crowl | Instagram: @stevencrowl

INDIVIDUAL BENCHMARKS

	SEASON	CAREER
GP/GS:	25/25	37/25
10+ POINTS:	11	11
20+ POINTS:	1	1
5+ REBOUNDS:	9	9
10+ REBOUNDS:	0	0
DOUBLE-DOUBLES:	0	0
LED UW IN PTS:	3	3
LED UW IN REB:	4	4

GET TO KNOW STEVEN

Steven Crowl enters his second season in the Wisconsin program after appearing in 12 games last year as a true freshman. The 7-foot forward from Eagan, Minnesota scored his first points as a Badger in UW's season opener against Eastern Illinois, while also grabbing his first career rebound. In the first round of the 2021 NCAA Tournament, Crowl played 3 minutes and grabbed 2 rebounds against North Carolina to help UW to an 85-62 win. A three-star recruit by 247Sports and Rivals, Crowl had a standout senior season at Eastview High School where he was a finalist for Minnesota Mr. Basketball finalist. One of the most decorated players in Eastview history, Crowl finished his prep career as the school's all-time leading scorer (1,747 pts), rebounder (832 reb) and shot blocker (103 blk). The 6-foot-9 forward also set Eastview school records for career field-goal percentage (59% FG), rebounds in a season (332), rebounds in a game (19) and single-game field-goal percentage (90% FG). As a senior, he averaged 26.7 points and 12 rebounds per game, while also leading his team in assists (4.3 per contest). Crowl played travel basketball for D1 Minnesota, the same program as current Badger teammate Tyler Wahl.

TOP SEASON PERFORMANCES

- **PENN STATE (2/5/22):** Led UW with 13 points (3-5 3FG), plus a career-high 5 assists and 4 rebounds.
- **ILLINOIS ST (12/29/21):** Team-high 21 pts (7-8 FG, 2-2 3FG), plus 9 reb for a near double-double.
- **MARQUETTE (12/4/21):** Scored 15 points (6-9 FG, 2-3 3FG), while grabbing a team-high 8 rebounds.
- **ST. FRANCIS BKN (11/9/21):** Recorded a near double-double in his first career start, finishing with 11 points, 8 rebounds and 1 block.

SEASON HIGHS

POINTS: 21 vs. Illinois St (12/29/21)  
FIELD GOALS: 7 (2x) MR vs. Illinois St (12/29/21)  
FG ATTEMPTS: 11 vs. Green Bay (11/12/21)  
3-POINT FGS: 3 vs. Penn State (2/5/22)  
3-POINT FGAS: 5 (2x) MR vs. Penn State (2/5/22)  
FREE THROWS: 5 vs. Illinois St (12/29/21)  
FT ATTEMPTS: 7 vs. Illinois St (12/29/21)  
REBOUNDS: 9 vs. Illinois St (12/29/21)  
ASSISTS: 5 vs. Penn State (2/5/22)  
BLOCKS: 1 (5x) MR vs. Penn State (2/5/22)  
STEALS: 1 (7x) MR vs. Penn State (2/5/22)  
MINUTES: 33 at Indiana (2/15/22)

CAREER HIGHS

POINTS: 21 vs. Illinois St (12/29/21)  
FIELD GOALS: 7 (2x) MR vs. Illinois St (12/29/21)  
FG ATTEMPTS: 11 vs. Green Bay (11/12/21)  
3-POINT FGS: 3 vs. Penn State (2/5/22)  
3-POINT FGAS: 5 (2x) MR vs. Penn State (2/5/22)  
FREE THROWS: 5 vs. Illinois St (12/29/21)  
FT ATTEMPTS: 7 vs. Illinois St (12/29/21)  
REBOUNDS: 9 vs. Illinois St (12/29/21)  
ASSISTS: 5 vs. Penn State (2/5/22)  
BLOCKS: 1 (6x) MR vs. Penn State (2/5/22)  
STEALS: 1 (7x) MR vs. Penn State (2/5/22)  
MINUTES: 33 at Indiana (2/15/22)

GAME-BY-GAME STATISTICS

Opponent	Date	gs	min	Total		3-Pointers		Free throws		Rebounds			pf	a	t/o	blk	stl	pts	avg		
				fg-fga	pct	3fg-fga	pct	ft-fa	pct	off	def	tot								avg	
ST. FRANCIS BROOKLYN	11/09/21	*	19	4-9	.444	0-1	.000	3-3	1.000	3	5	8	8.0	0	0	2	1	0	11	11.0	
GREEN BAY	11/12/21	*	22	7-11	.636	2-4	.500	2-2	1.000	3	4	7	7.5	0	0	0	0	0	18	14.5	
PROVIDENCE	11/15/21	*	23	1-10	.100	0-4	.000	2-2	1.000	0	4	4	6.3	2	2	1	0	0	4	11.0	
vs Texas A&M	11/22/21	*	29	4-9	.444	2-3	.667	0-0	.000	1	3	4	5.8	3	2	2	1	0	10	10.8	
vs Houston	11/23/21	*	23	3-6	.500	1-4	.250	1-2	.500	0	1	1	4.8	4	0	1	0	1	8	10.2	
vs Saint Mary's (CA)	11/24/21	*	27	2-7	.286	0-1	.000	0-0	.000	3	4	7	5.2	3	1	1	0	0	4	9.2	
at Georgia Tech	12/01/21	*	28	2-7	.286	0-3	.000	1-2	.500	1	3	4	5.0	4	0	1	1	1	5	8.6	
MARQUETTE	12/04/21	*	29	6-9	.667	2-3	.667	1-2	.500	1	7	8	5.4	1	1	1	1	0	15	9.4	
INDIANA	12/08/21	*	19	2-6	.333	1-2	.500	0-0	.000	0	0	0	4.8	4	3	0	0	1	5	8.9	
at Ohio St.	12/11/21	*	23	0-3	.000	0-2	.000	0-0	.000	1	1	2	4.5	3	0	3	0	0	0	8.0	
NICHOLLS ST.	12/15/21	*	14	2-6	.333	0-2	.000	1-2	.500	1	3	4	4.5	0	1	1	1	0	5	7.7	
ILLINOIS ST.	12/29/21	*	28	7-10	.700	2-3	.667	5-7	.714	9	1	10	4.9	4	2	0	0	0	21	8.8	
at Purdue	01/03/22	*	23	2-6	.333	0-3	.000	0-0	.000	1	1	2	4.7	5	1	0	0	0	4	8.5	
IOWA	01/06/22	*	23	6-8	.750	0-0	.000	0-0	.000	1	2	3	4.6	2	3	0	0	1	12	8.7	
at Maryland	01/09/22	*	22	3-4	.750	1-1	1.000	2-2	1.000	2	6	8	4.8	3	0	0	0	0	9	8.7	
OHIO ST.	01/13/22	*	25	4-6	.667	1-2	.500	0-1	.000	2	5	7	4.9	1	3	0	0	1	9	8.8	
at Northwestern	01/18/22	*	23	3-4	.750	0-1	.000	4-4	1.000	1	2	3	4.8	3	2	4	0	0	10	8.8	
MICHIGAN ST.	01/21/22	*	31	4-8	.500	1-3	.333	0-0	.000	2	2	4	4.8	2	1	1	0	0	9	8.8	
at Nebraska	01/27/22	*	24	4-10	.400	2-5	.400	2-2	1.000	2	0	2	4.6	4	1	1	0	0	12	9.0	
MINNESOTA	01/30/22	*	32	4-6	.667	1-3	.333	2-2	1.000	1	3	4	4.6	3	2	1	0	0	11	9.1	
at Illinois	02/02/22	*	27	3-8	.375	0-4	.000	0-0	.000	0	0	0	4.4	4	1	1	0	1	6	9.0	
PENN ST.	02/05/22	*	25	5-8	.625	3-5	.600	0-0	.000	0	4	4	4.4	2	5	0	1	1	13	9.1	
at Michigan St.	02/08/22	*	28	2-4	.500	0-1	.000	2-2	1.000	0	4	4	4.3	4	2	0	0	0	6	9.0	
RUTGERS	02/12/22	*	25	5-6	.833	1-1	1.000	1-2	.500	4	1	5	4.4	2	3	0	0	0	12	9.1	
at Indiana	02/15/22	*	33	4-7	.571	1-2	.500	0-0	.000	0	6	6	4.4	3	2	1	0	0	9	9.1	
Totals			25	625	89-178	.500	21-63	.333	29-37	.784	39	72	111	4.4	66	38	22	6	7	228	9.1


CAREER STATISTICS

Overall				3-Point				Rebounding									
Year	GP-GS	Min/Avg	FG-FGA	Pct	FG-FGA	Pct	FT-FTA	Pct	Off-Def	Tot	Avg	PF-FO	Ast	TO	Blk	Stl	Pts/Avg
2020-21	12-0	39/3.3	4-8	.500	0-1	.000	0-0	---	4-5	9	0.8	9-0	2	3	1	0	8/0.7
2021-22	25-25	625/25.0	89-178	.500	21-63	.333	29-37	.784	39-72	111	4.4	66-1	38	22	6	7	228/9.1
Total	37-25	664/17.9	93-186	.500	21-64	.328	29-37	.784	43-77	120	3.2	75-1	40	25	7	7	236/6.4
Conference				3-Point				Rebounding									
Year	GP-GS	Min/Avg	FG-FGA	Pct	FG-FGA	Pct	FT-FTA	Pct	Off-Def	Tot	Avg	PF-FO	Ast	TO	Blk	Stl	Pts/Avg
2020-21	7-0	7/1.0	0-0	---	0-0	---	0-0	---	0-3	3	0.4	1-0	0	0	0	0	0/0.0
2021-22	15-15	383/25.5	51-94	.543	12-35	.343	13-15	.867	17-37	54	3.6	45-1	29	12	1	5	127/8.5
Total	22-15	390/17.7	51-94	.543	12-35	.343	13-15	.867	17-40	57	2.6	46-1	29	12	1	5	127/5.8

23

CHUCKY HEPBURN

Freshman | Forward | 6-2 | 211  
Omaha, Neb. | Bellevue West High School



Twitter: @ChuckyHepburn | Instagram: @chucky.hepburn

INDIVIDUAL BENCHMARKS		
	SEASON	CAREER
GP/GS:	25/25	25/25
10+ POINTS:	8	8
20+ POINTS:	0	0
3+ 3FGS:	2	2
2+ ASSISTS:	13	13
2+ STEALS:	8	8
LED UW IN PTS:	0	0
LED UW IN AST:	9	9

**GET TO KNOW CHUCKY**

Chucky Hepburn begins his first season as a Badger in 2021-22. The 6-foot-2 point guard from Omaha, Nebraska was a four-star recruit by ESPN and ranked as the No. 20 point guard in the nation. The 2020 Nebraska Gatorade Player of the Year, Hepburn averaged over 15 points, eight assists and five rebounds per game as a senior at Bellevue West. As a junior in 2020, Hepburn led Bellevue West to the Class A state championship, averaging 17.7 points, 6.1 assists, 4.6 rebounds and 3.1 steals per game that season. A three-time All-Metro First-Team honoree, Hepburn averaged over 18 points, 5 rebounds and 5 assists per game as a sophomore. Hepburn made four staright state appearances, advancing to the state title game his freshman, junior and senior seasons at Bellevue West. Off the court, Hepburn earned the "HomeSchool Papillion TeenService Award" and was a Special Olympics Volunteer Award winner.

- HONORS**
- Big Ten Co-Freshman of the Week (12/6/21)
  - Four-star high school recruit (ESPN)
  - No. 2 ranked 2021 prospect in Nebraska
  - 2020 Nebraska Gatorade Player of the Year
  - 2x First-Team All-Class All-State (2019, '20)
  - 2020 Nebraska Class A State Champion

- TOP SEASON PERFORMANCES**
- **at Nebraska (1/27/22):** Matched a career best with 3 triples, finishing with 13 pts, 3 reb, 3 stl and 2 ast.
  - **at Northwestern (1/18/22):** Scored a Big Ten best 14 points, shooting 6-for-10 from the floor (2-3 3FG).
  - **MARQUETTE (12/4/21):** Recorded career highs in points (15) and assists (6), plus 3 steals in the win.
  - **ST. FRANCIS BKN (11/9/21):** First true freshman to start a season opener for UW since 2001, tallying 13 points, including 2-for-3 3FG shooting.

SEASON HIGHS			CAREER HIGHS		
POINTS:	15 vs. Marquette (12/4/21)		POINTS:	15 vs. Marquette (12/4/21)	
FIELD GOALS:	6 at Northwestern (1/18/22)		FIELD GOALS:	6 at Northwestern (1/18/22)	
FG ATTEMPTS:	10 at Northwestern (1/18/22)		FG ATTEMPTS:	10 at Northwestern (1/18/22)	
3-POINT FGS:	3 (2x) MR at Nebraska (1/27/22)		3-POINT FGS:	3 (2x) MR at Nebraska (1/27/22)	
3-POINT FGAS:	5 (4x) MR at Nebraska (1/27/22)		3-POINT FGAS:	5 (4x) MR at Nebraska (1/27/22)	
FREE THROWS:	4 (3x) MR vs. Iowa (1/6/22)		FREE THROWS:	4 (3x) MR vs. Iowa (1/6/22)	
FT ATTEMPTS:	4 (5x) MR vs. Iowa (1/6/22)		FT ATTEMPTS:	4 (5x) MR vs. Iowa (1/6/22)	
REBOUNDS:	4 vs. Houston (11/23/21)		REBOUNDS:	4 vs. Houston (11/23/21)	
ASSISTS:	6 vs. Marquette (12/4/21)		ASSISTS:	6 vs. Marquette (12/4/21)	
BLOCKS:	2 vs. Indiana (12/8/21)		BLOCKS:	2 vs. Indiana (12/8/21)	
STEALS:	4 vs. Green Bay (11/12/21)		STEALS:	4 vs. Green Bay (11/12/21)	
MINUTES:	37 at Indiana (2/15/22)		MINUTES:	37 at Indiana (2/15/22)	

GAME-BY-GAME STATISTICS

Opponent	Date	gs	min	Total		3-Pointers		Free throws		Rebounds			pf	a	t/o	blk	stl	pts	avg		
				fg-fga	pct	3fg-fga	pct	ft-fa	pct	off	def	tot								avg	
ST. FRANCIS BROOKLYN	11/09/21	*	24	4-7	.571	2-3	.667	3-4	.750	0	1	1	1.0	3	1	2	0	13	13.0		
GREEN BAY	11/12/21	*	24	1-5	.200	1-3	.333	0-.000	0	2	2	1.5	1	1	1	0	4	3.0			
PROVIDENCE	11/15/21	*	36	2-8	.250	0-3	.000	1-2	.500	1	2	3	2.0	3	2	1	0	1	5.0		
vs Texas A&M	11/22/21	*	29	2-4	.500	1-3	.333	2-3	.667	1	1	2	2.0	1	1	1	0	7	7.0		
vs Houston	11/23/21	*	31	1-4	.250	1-4	.250	0-.000	0	4	4	2.4	2	3	3	1	0	3	6.2		
vs Saint Mary's (CA)	11/24/21	*	31	2-5	.400	0-1	.000	2-2	1.000	0	3	3	2.5	2	1	0	0	1	6.2		
at Georgia Tech	12/01/21	*	33	1-6	.167	1-5	.200	4-4	1.000	0	1	1	2.3	2	3	2	1	1	7.6		
MARQUETTE	12/04/21	*	31	5-8	.625	2-4	.500	3-3	1.000	0	2	2	2.3	1	6	2	0	3	15.4		
INDIANA	12/08/21	*	25	0-4	.000	0-3	.000	4-4	1.000	0	2	2	2.2	4	1	0	2	0	4.0		
at Ohio St.	12/11/21	*	33	2-8	.250	1-5	.200	0-.000	0	3	3	2.3	1	1	1	0	1	5	6.8		
NICHOLLS ST.	12/15/21	*	33	3-8	.375	0-3	.000	3-4	.750	0	0	0	2.1	1	1	2	0	2	9.0		
ILLINOIS ST.	12/29/21	*	36	5-10	.500	3-5	.600	0-.000	1	1	2	2.1	2	5	1	0	1	13	7.5		
at Purdue	01/03/22	*	32	2-7	.286	1-4	.250	0-.000	0	1	1	2.0	1	3	1	0	1	5	7.3		
IOWA	01/06/22	*	31	3-9	.333	1-4	.250	4-4	1.000	0	2	2	2.0	2	1	0	0	2	11.0		
at Maryland	01/09/22	*	33	1-5	.200	1-3	.333	0-.000	0	3	3	2.1	3	2	1	0	1	3	7.3		
OHIO ST.	01/13/22	*	28	0-3	.000	0-2	.000	0-.000	0	2	2	2.1	2	1	3	0	0	0	6.8		
at Northwestern	01/18/22	*	35	6-10	.600	2-3	.667	0-.000	1	0	1	2.0	1	1	0	0	0	14	7.2		
MICHIGAN ST.	01/21/22	*	31	2-6	.333	1-3	.333	0-.000	0	2	2	2.0	3	3	2	0	2	5	7.1		
at Nebraska	01/27/22	*	25	5-9	.556	3-5	.600	0-.000	1	2	3	2.1	3	2	1	0	3	13	7.4		
MINNESOTA	01/30/22	*	32	2-5	.400	1-1	1.000	0-.000	0	3	3	2.1	2	1	1	0	1	5	7.3		
at Illinois	02/02/22	*	28	3-9	.333	1-4	.250	0-.000	1	1	2	2.1	2	2	3	0	1	7	7.3		
PENN ST.	02/05/22	*	27	4-7	.571	2-4	.500	0-.000	0	2	2	2.1	4	1	1	0	0	10	7.4		
at Michigan St.	02/08/22	*	30	4-9	.444	1-3	.333	2-2	1.000	0	3	3	2.1	3	3	0	0	2	11.0		
RUTGERS	02/12/22	*	33	3-8	.375	1-4	.250	0-.000	0	0	0	2.0	1	3	2	0	2	7	7.5		
at Indiana	02/15/22	*	38	4-8	.500	0-3	.000	0-1	.000	0	3	3	2.1	1	3	0	0	0	8	7.6	
Totals			25	769	67-172	.390	27-85	.318	28-36	.778	6	46	52	2.1	51	52	31	4	29	189	7.6

CAREER STATISTICS																	
Overall			3-Point					Rebounding									
Year	GP-GS	Min/Avg	FG-FGA	Pct	FG-FGA	Pct	FT-FTA	Pct	Off-Def	Tot	Avg	PF-FO	Ast	TO	Blk	Stl	Pts/Avg
2021-22	25-25	768/30.7	67-172	.390	27-85	.318	28-36	.778	6-46	52	2.1	51-0	52	31	4	29	189/7.6
Total	25-25	768/30.7	67-172	.390	27-85	.318	28-36	.778	6-46	52	2.1	51-0	52	31	4	29	189/7.6
Conference			3-Point					Rebounding									
Year	GP-GS	Min/Avg	FG-FGA	Pct	FG-FGA	Pct	FT-FTA	Pct	Off-Def	Tot	Avg	PF-FO	Ast	TO	Blk	Stl	Pts/Avg
2021-22	15-15	460/30.7	41-107	.383	16-51	.314	10-14	.714	3-29	32	2.1	33-0	28	16	2	16	108/7.2
Total	15-15	460/30.7	41-107	.383	16-51	.314	10-14	.714	3-29	32	2.1	33-0	28	16	2	16	108/7.2



Senior | Center | 7-0 | 257  
Mayfield, KY | Graves County (Cincinnati)



**Twitter:** @ChrisVogt33 | **Instagram:** @chrisvogt33

	SEASON	CAREER
GP/GS:	25/0	126/52
10+ POINTS:	0	26
20+ POINTS:	0	3
5+ REBOUNDS:	6	41
10+ REBOUNDS:	0	5
DOUBLE-DOUBLES:	0	4
2+ BLOCKS:	5	35
LED TEAM IN PTS:	0	6
LED TEAM IN REB:	3	15

Fifth-year senior transfer Chris Vogt joins the Wisconsin program after playing at Cincinnati last season. A 7-foot center from Mayfield, Kentucky, Vogt has played in 120+ games over his four-year collegiate career, including starting 50 of 53 games at Cincinnati. As a junior in 2019-20, he averaged 11.0 points, 5.9 rebounds and 1.6 blocks per game, shooting a conference-leading 64.8 percent from the floor. Last season, Vogt started 21 of 23 games and averaged 5.0 points, 3.5 rebounds, 1.1 blocks, and 56 percent field goal shooting in 19.4 minutes per game. He ranked among the conference leaders in blocks (fifth) and offensive rebounds (15th). Vogt spent his freshman and sophomore seasons at Northern Kentucky, where he played 48 games.

- 2019-20 AAC Regular Season Championship
- 2018-19 Horizon League Regular Season Champion
- 2017-18 Horizon League Regular Season Champion

- **NICHOLLS (12/15/21):** Helped UW off the bench, finishing with 9 pts, 7 reb (4 off.), 1 stl in 25 minutes.
- **INDIANA (12/8/21):** Season highs with 9 points and 6 rebounds to spark UW's come-from-behind win.
- **LIPSCOMB (12/2/20):** Scored 12 points (6-7 FG) and hauled in 7 rebounds in the season opener. Played season-high 32 minutes
- **SOUTH FLORIDA (12/16/20):** Sparked the Bearcats offense with a season-high 13 points and added 4 rebounds, 3 assists, and 1 block.

**POINTS:** 9 (2x) MR vs. Nicholls (12/15/21)  
**FIELD GOALS:** 4 (2x) MR vs. Nicholls (12/15/21)  
**FG ATTEMPTS:** 7 vs. Nicholls (12/15/21)  
**3-POINT FGS:** --  
**3-POINT FGAS:** 1 vs. Green Bay (11/12/21)  
**FREE THROWS:** 4 vs. Green Bay (11/12/21)  
**FT ATTEMPTS:** 4 vs. Green Bay (11/12/21)  
**REBOUNDS:** 9 vs. St. Francis Bkn (11/9/21)  
**ASSISTS:** 2 (3x) MR vs. Michigan State (1/21/22)  
**BLOCKS:** 3 (2x) MR at Maryland (1/9/22)  
**STEALS:** 2 vs. Rutgers (2/12/22)  
**MINUTES:** 25 vs. Nicholls (12/15/21)

**POINTS:** 21 (2x) MR at Tulane (1/4/20)\*  
**FIELD GOALS:** 9 (3x) MR at Tulane (1/4/20)\*  
**FG ATTEMPTS:** 13 vs. Green Bay (1/24/19)\*\*  
**3-POINT FGS:** --  
**3-POINT FGAS:** 1 vs. Green Bay (11/12/21)  
**FREE THROWS:** 8 at Temple (1/22/20)\*  
**FT ATTEMPTS:** 9 (2x) MR at Temple (1/22/20)\*  
**REBOUNDS:** 14 vs. Green Bay (1/24/19)\*\*  
**ASSISTS:** 4 vs. Furman (12/10/20)\*  
**BLOCKS:** 6 vs. Temple (2/12/21)\*  
**STEALS:** 3 (2x) MR vs. Memphis (2/28/21)\*  
**MINUTES:** 41 at UConn (2/9/20)\*

\*recorded at Cincinnati \*\*recorded at N Kentucky

Opponent	Date	gs	min	Total		3-Pointers		Free throws		Rebounds				pf	a	t/o	blk	stl	pts	avg
				fg-fga	pct	3fg-fga	pct	ft-fa	pct	off	def	tot	avg							
ST. FRANCIS BROOKLYN	11/09/21	17	1-3	.333	0-0	.000	0-0	.000	2	7	9	9.0	2	1	0	2	1	2	2.0	
GREEN BAY	11/12/21	12	0-2	.000	0-1	.000	4-4	1.000	3	2	5	7.0	3	0	0	0	1	0	4	3.0
PROVIDENCE	11/15/21	9	0-0	.000	0-0	.000	0-0	.000	0	1	1	5.0	3	1	0	1	0	0	1.0	
vs Texas A&M	11/22/21	7	0-0	.000	0-0	.000	0-0	.000	1	1	2	4.3	1	0	0	0	0	0	2.0	
vs Houston	11/23/21	11	0-0	.000	0-0	.000	0-0	.000	0	2	2	3.8	3	1	0	0	0	0	1.2	
vs Saint Mary's (CA)	11/24/21	6	0-1	.000	0-0	.000	0-0	.000	2	0	2	3.5	2	0	1	0	0	0	1.0	
at Georgia Tech	12/01/21	12	0-2	.000	0-0	.000	0-0	.000	3	4	7	4.0	4	1	0	0	0	0	0.9	
MARQUETTE	12/04/21	5	0-0	.000	0-0	.000	1-2	.500	1	2	3	3.9	0	0	2	0	0	1	0.9	
INDIANA	12/08/21	21	4-6	.667	0-0	.000	1-1	1.000	4	2	6	4.1	2	1	0	0	1	9	1.8	
at Ohio St.	12/11/21	17	3-6	.500	0-0	.000	1-3	.333	0	2	2	3.9	4	0	0	3	1	7	2.3	
NICHOLLS ST.	12/15/21	26	4-7	.571	0-0	.000	1-3	.333	4	3	7	4.2	2	1	0	0	1	9	2.9	
ILLINOIS ST.	12/29/21	12	2-4	.500	0-0	.000	0-0	.000	2	1	3	4.1	4	1	1	1	0	4	3.0	
at Purdue	01/03/22	13	2-3	.667	0-0	.000	2-3	.667	3	0	3	4.0	5	0	1	0	0	6	3.2	
IOWA	01/06/22	13	0-3	.000	0-0	.000	0-0	.000	2	2	4	4.0	3	1	0	0	0	0	3.0	
at Maryland	01/09/22	17	1-2	.500	0-0	.000	0-0	.000	0	1	1	3.8	3	2	0	3	0	2	2.9	
OHIO ST.	01/13/22	15	2-3	.667	0-0	.000	0-0	.000	0	1	1	3.6	3	2	0	0	1	4	3.0	
at Northwestern	01/18/22	18	2-4	.500	0-0	.000	0-0	.000	3	1	4	3.6	3	0	1	2	0	4	3.1	
MICHIGAN ST.	01/21/22	8	0-0	.000	0-0	.000	0-0	.000	0	1	1	3.5	3	2	0	0	0	0	2.9	
at Nebraska	01/27/22	15	0-4	.000	0-0	.000	0-0	.000	2	3	5	3.6	2	1	1	1	0	0	2.7	
MINNESOTA	01/30/22	8	0-1	.000	0-0	.000	0-0	.000	1	0	1	3.5	1	1	0	0	0	0	2.6	
at Illinois	02/02/22	13	1-2	.500	0-0	.000	0-0	.000	2	1	3	3.4	4	1	0	0	1	2	2.6	
PENN ST.	02/05/22	15	1-3	.333	0-0	.000	0-0	.000	3	1	4	3.5	0	0	1	0	1	2	2.5	
at Michigan St.	02/08/22	12	1-1	1.000	0-0	.000	0-3	.000	1	2	3	3.4	1	0	1	2	0	2	2.5	
RUTGERS	02/12/22	14	1-2	.500	0-0	.000	0-2	.000	2	2	4	3.5	2	0	0	0	2	2	2.5	
at Indiana	02/15/22	7	0-0	.000	0-0	.000	2-2	1.000	0	1	1	3.4	4	0	1	1	1	2	2.5	
Totals		0	323	25-59	.424	0-1	.000	12-23	.522	41	43	84	3.4	64						

Overall		3-Point										Rebounding									
Year	GP-GS	Min/Avg	FG-FGA	Pct	FG-FGA	Pct	FT-FTA	Pct	Off-Def	Tot	Avg	PF-FO	Ast	TO	Blk	Stl	Pts/Avg				
2017-18	13-0	42/3.2	6-10	.600	---	---	2-6	.333	0-9	9	0.7	8-0	3	2	4	2	8/1.1				
2018-19	35-2	450/12.9	64-111	.577	---	---	30-78	.385	47-82	129	3.7	87-0	20	36	42	10	158/4.5				
2019-20	30-29	856/28.5	136-210	.648	---	---	58-101	.574	78-99	177	5.9	93-0	25	51	47	10	330/11.0				
2020-21	23/21	447/19.4	47-84	.560	---	---	20-57	.351	35-46	81	3.5	73-0	25	28	25	5	114/5.0				
2021-22	25-0	323/12.8	25-59	.424	0-1	.000	12-23	.522	41-43	48	3.4	64-0	17	10	17	10	62/2.5				
<b>Total</b>	<b>126-52</b>	<b>2118/16.8</b>	<b>278-474</b>	<b>.586</b>	<b>0-1</b>	<b>.000</b>	<b>122-265</b>	<b>.450</b>	<b>201-279</b>	<b>480</b>	<b>3.8</b>	<b>325</b>	<b>90</b>	<b>127</b>	<b>135</b>	<b>37</b>	<b>678/5.4</b>				

\*at Northern Kentucky \*\*at Cincinnati

Conference		3-Point					Rebounding											
Year	GP-GS	Min/Avg	FG-FGA	Pct	Pct	FG-FGA	Pct	FT-FTA	Pct	Off-Def	Total	Avg	PF-FO	Ast	TO	Blk	Stl	Pts/Avg
2017-18**	7-0	11/1.6	1-1	1.000	---	---	---	---	---	0-2	2	0.3	2-0	1	1	3	0	2/0.3
2018-19**	18-2	230/12.8	33-63	.524	---	---	---	14-35	.400	22-42	64	3.6	36-0	10	18	22	5	80/4.4
2019-20***	18-17	523/29.1	74-118	.627	---	---	---	31-58	.534	45-50	95	5.3	59-0	14	35	31	8	179/9.9
2020-21***	14-12	271/19.4	25-54	.463	---	---	---	19-47	.404	23-28	51	3.6	45-0	15	13	15	4	69/4.9
2021-22	15-0	206/13.7	18-40	.450	---	---	---	6-14	.429	23-30	43	2.9	40-0	11	6	12	8	42/2.8
<b>Total</b>	<b>72-31</b>	<b>1241/17.2</b>	<b>151-276</b>	<b>.547</b>	---	---	---	<b>70-154</b>	<b>.455</b>	<b>113-142</b>	<b>255</b>	<b>3.5</b>	<b>182</b>	<b>51</b>	<b>73</b>	<b>83</b>	<b>25</b>	<b>372/5.2</b>

\*Horizon League \*\*American Athletic Conference

34

BRAD DAVISON

Senior | Guard | 6-4 | 200  
Maple Grove, Minn. | Maple Grove High School



Twitter: @braddavi34 | Instagram: @braddavison

INDIVIDUAL BENCHMARKS		
	SEASON	CAREER
GP/GS:	25/25	153/149
20+ POINTS:	7	17
30+ POINTS:	0	2
3+ ASSISTS:	9	52
3+ STEALS:	2	15
LED UW IN PTS:	5	30
LED UW IN AST:	8	32

**GET TO KNOW BRAD**

Fifth-year senior Brad Davison returns as a key team leader for Wisconsin, not only vocally, but also in terms of production on the court. The Maple Grove, Minnesota native has now made over 150 career starts as a Badger, setting the school record. Last year, Davison averaged 10.0 points per game and shot a career-best 39.1 percent from 3-point range. Starting all 31 games last season, Davison had a masterful performance in the 2021 NCAA Tournament, scoring a game-high 29 points and leading the Badgers to an 85-62 win over North Carolina in the first round.

- HONORS**
- Big Ten Co-Player of the Week (12/6/21)
  - 2018 Big Ten All-Freshman Team
  - 2x Big Ten Freshman of the Week
  - 3x Academic All-Big Ten (2019, '20, '21)

- CAREER**
- Ranks 1st in school history with 285 career 3FGs
  - Ranks 1st in school history with 149 career starts
  - Ranks 4th in school history with 84.3% career FT%.
  - Ranks 8th in school history with 1,730 points
  - Ranks 9th in school history with 324 career assists
  - Ranks t-9th in school history with 151 career steals

- TOP SEASON PERFORMANCES**
- **at Indiana (2/15/22):** Went a perfect 10-for-10 from the charity stripe and scored 21 points and added seven rebounds in comeback win at Assembly Hall
  - **at Nebraska (1/27/22):** Set UW's career 3FG record, finishing with 21 pts (5-8 3FG), 7 reb, 4 ast and 3 stl
  - **#16 OHIO STATE (1/13/22):** Scored a game-high 25 points (7-12 FG, 4-6 3FG, 7-8 FT)
  - **MARQUETTE (12/4/21):** Scored 20 points, shooting 4-for-8 from 3PT range in the win
  - **at Ga Tech (12/1/21):** Scored a season-high 27 pts (5-9 3FG) to lead UW to a B1G/ACC Challenge win

SEASON HIGHS			CAREER HIGHS		
POINTS:	27 at Ga Tech (12/1/21)		POINTS:	30 (2x) MR at Nebraska (2/15/20)	
FIELD GOALS:	9 at Ga Tech (12/1/21)		FIELD GOALS:	11 at Nebraska (2/15/20)	
FG ATTEMPTS:	17 vs. Providence (11/15/21)		FG ATTEMPTS:	19 vs. Michigan State (2/25/18)	
3-POINT FGS:	6 vs. Michigan State (1/21/22)		3-POINT FGS:	8 at Nebraska (2/15/20)	
3-POINT FGAS:	11 (2x) MR vs. Texas A&M (11/22/21)		3-POINT FGAS:	11 (3x) MR vs. Texas A&M (11/22/21)	
FREE THROWS:	10 at Indiana (2/15/22)		FREE THROWS:	12 vs. Rhode Island (12/9/20)	
FT ATTEMPTS:	10 (2x) MR at Indiana (2/15/22)		FT ATTEMPTS:	16 vs. Marquette (12/9/17)	
REBOUNDS:	7 (5x) MR at Indiana (2/15/22)		REBOUNDS:	13 at Penn State (1/11/20)	
ASSISTS:	4 (2x) MR at Nebraska (1/27/22)		ASSISTS:	7 vs. Nebraska (12/2/20)	
BLOCKS:	--		BLOCKS:	1 (3x) MR vs. Mich. State (3/16/19)	
STEALS:	3 (2x) MR at Nebraska (1/27/22)		STEALS:	5 vs. Illinois (2/27/21)	
MINUTES:	39 vs. Providence (11/15/21)		MINUTES:	44 vs. Minnesota (2/19/18)	

GAME-BY-GAME STATISTICS																					
Opponent	Date	gs	min	Total		3-Pointers		Free throws		Rebounds				pf	a	t/o	blk	stl	pts	avg	
				fg-fga	pct	3fg-fga	pct	ft-fa	pct	off	def	tot	avg								
ST. FRANCIS BROOKLYN	11/09/21	*	23	3-8	.375	2-4	.500	0-1	.000	0	6	6	6.0	2	2	1	0	2	8	8.0	
GREEN BAY	11/12/21	*	24	5-8	.625	1-4	.250	4-4	1.000	2	1	3	4.5	2	2	1	0	1	15	11.5	
PROVIDENCE	11/15/21	*	39	7-17	.412	3-11	.273	8-10	.800	1	6	7	5.3	4	0	2	0	3	25	16.0	
vs Texas A&M	11/22/21	*	35	5-16	.313	3-11	.273	6-6	1.000	0	7	7	5.8	2	3	1	0	0	19	16.8	
vs Houston	11/23/21	*	28	2-6	.333	1-5	.200	4-4	1.000	0	4	4	5.4	4	2	1	0	1	9	15.2	
vs Saint Mary's (CA)	11/24/21	*	35	1-10	.100	1-7	.143	1-2	.500	1	2	3	5.0	3	1	0	0	0	4	13.3	
at Georgia Tech	12/01/21	*	37	9-16	.563	5-9	.556	4-5	.800	0	1	1	4.4	2	3	1	0	0	27	17.3	
MARQUETTE	12/04/21	*	33	6-12	.500	4-8	.500	4-5	.800	0	4	4	4.4	1	1	0	0	0	20	15.9	
INDIANA	12/08/21	*	34	3-12	.250	2-7	.286	0-0	.000	0	4	4	4.3	1	3	1	0	1	8	15.0	
at Ohio St.	12/11/21	*	28	4-12	.333	3-6	.500	2-2	1.000	0	5	5	4.4	3	0	1	0	0	13	14.8	
NICHOLLS ST.	12/15/21	*	35	5-12	.417	4-9	.444	5-6	.833	0	1	1	4.1	5	2	1	0	1	19	15.2	
ILLINOIS ST.	12/29/21	*	33	1-9	.111	1-8	.125	4-4	1.000	1	4	5	4.2	2	3	1	0	0	7	14.5	
at Purdue	01/03/22	*	38	5-11	.455	3-6	.500	2-2	1.000	0	3	3	4.1	1	3	0	0	0	15	14.5	
IOWA	01/06/22	*	32	6-11	.545	1-3	.333	5-5	1.000	3	4	7	4.3	1	2	1	0	1	18	14.8	
at Maryland	01/09/22	*	38	3-10	.300	1-7	.143	4-6	.667	1	2	3	4.2	1	2	1	0	1	11	14.5	
OHIO ST.	01/13/22	*	37	7-12	.583	4-6	.667	7-8	.875	0	3	3	4.1	2	1	1	0	0	25	15.2	
at Northwestern	01/18/22	*	37	4-8	.500	2-6	.333	3-3	1.000	0	4	4	4.1	1	4	1	0	0	13	15.1	
MICHIGAN ST.	01/21/22	*	35	8-12	.667	6-10	.600	0-0	.000	0	2	2	4.0	3	3	2	0	1	22	15.4	
at Nebraska	01/27/22	*	35	6-14	.429	5-8	.625	4-5	.800	0	7	7	4.2	3	4	2	0	3	21	15.7	
MINNESOTA	01/30/22	*	38	5-13	.385	4-9	.444	0-0	.000	0	4	4	4.2	2	2	1	0	1	14	15.7	
at Illinois	02/02/22	*	36	3-12	.250	0-6	.000	1-1	1.000	0	6	6	4.2	3	0	0	0	0	7	15.2	
PENN ST.	02/05/22	*	35	3-10	.300	1-6	.167	2-2	1.000	1	3	4	4.2	3	1	1	0	0	9	15.0	
at Michigan St.	02/08/22	*	35	2-10	.200	2-7	.286	2-2	1.000	1	1	2	4.1	1	1	1	0	0	8	14.7	
RUTGERS	02/12/22	*	37	3-13	.231	1-9	.111	2-2	1.000	0	4	4	4.1	4	3	1	0	1	9	14.4	
at Indiana	02/15/22	*	35	4-11	.364	3-8	.375	10-10	1.000	0	7	7	4.2	2	2	1	0	2	21	14.7	
Totals			25	852	110-285	.386	63-180	.350	84-95	.884	11	95	106	4.2	58	50	24	0	19	367	14.7

CAREER STATISTICS																			
Overall				3-Point				Rebounding											
Year	GP-GS	Min/Avg	FG-FGA	Pct	FG-FGA	Pct	FT-FTA	Pct	Off-Def	Tot	Avg	PF-FO	Ast	TO	Blk	Stl	Pts/Avg		
2017-18	33-29	1028/31.2	124-306	.405	60-169	.355	90-110	.818	10-66	76	2.3	109-3	83	59	1	40	398/12.1		
2018-19	34-34	1096/32.2	115-299	.385	52-149	.349	76-94	.809	10-101	111	3.3	79-2	62	34	2	36	358/10.5		
2019-20	30-30	927/30.9	92-233	.395	47-131	.359	65-77	.844	16-113	129	4.3	73-0	56	27	0	23	296/9.9		
2020-21	31-31	960/31.0	91-264	.345	63-162	.389	66-76	.868	10-99	109	3.5	72-2	73	72	0	33	311/10.0		
2021-22	25-25	853/34.1	110-285	.386	63-180	.350	84-95	.884	11-95	106	4.2	58-0	50	24	0	19	367/14.7		
Total	153-149	4864/31.8	532-1387	.384	285-791	.360	381-452	.843	57-474	531	3.5	391-7	324	171	3	151	1730/11.3		
Conference				3-Point				Rebounding											
Year	GP-GS	Min/Avg	FG-FGA	Pct	FG-FGA	Pct	FT-FTA	Pct	Off-Def	Tot	Avg	PF-FO	Ast	TO	Blk	Stl	Pts/Avg		
2017-18	18-18	598/33.2	67-175	.383	34-96	.354	47-53	.887	5-41	46	2.6	64-2	51	41	1	19	215/11.9		
2018-19	20-20	667/33.4	72-186	.387	32-87	.368	39-51	.765	6-64	70	3.5	51-2	37	18	1	15	215/10.8		
2019-20	19-19	593/31.2	56-149	.376	32-87	.368	42-52	.808	9-76	85	4.5	47-0	31	15	0	11	186/9.8		
2020-21	20-20	636/31.8	54-178	.303	38-108	.352	28-34	.824	9-67	76	3.8	50-1	47	18	0	25	174/8.7		
2021-22	15-15	531/35.4	66-171	.386	38-104	.365	44-48	.917	6-59	65	4.3	31-0	31	15	0	11	214/14.3		
Total	92-92	3025/32.9	315-859	.367	174-482	.361	200-238	.840	35-307	342	3.7	243-5	197	107	2	81	1004/10.9		

Individual Game by Game

2 | JORDAN DAVIS

Sophomore | Guard | 6-4 | 198  
La Crosse, Wis. | La Crosse Central High School

GAME-BY-GAME STATISTICS

Opponent	Date	gs	min	Total		3-Pointers		Free throws		Rebounds				pf	a	t/o	blk	stl	pts	avg
				fg-fga	pct	3fg-fga	pct	ft-fa	pct	off	def	tot	avg							
ST. FRANCIS BROOKLYN	11/09/21	4	1-2	.500	1-2	.500	0-0	.000	0	0	0	0.0	0	0	1	0	0	3	3.0	
GREEN BAY	11/12/21	7	2-2	1.000	0-0	.000	0-0	.000	1	1	2	1.0	2	0	1	0	1	4	3.5	
PROVIDENCE	11/15/21	0	1-1	1.000	1-1	1.000	0-0	.000	0	0	0	0.7	0	0	0	0	0	3	3.3	
vs Texas A&M	11/22/21	6	1-1	1.000	1-1	1.000	0-0	.000	1	3	4	1.5	1	0	0	0	1	3	3.3	
vs Houston	11/23/21	5	0-0	.000	0-0	.000	0-0	.000	0	1	1	1.4	1	0	0	0	0	0	2.6	
MARQUETTE	12/04/21	3	0-0	.000	0-0	.000	0-0	.000	0	0	0	1.2	0	0	1	0	0	0	2.2	
INDIANA	12/08/21	12	1-4	.250	1-4	.250	0-0	.000	0	1	1	1.1	0	0	0	0	0	3	2.3	
at Ohio St.	12/11/21	16	1-2	.500	0-0	.000	0-1	.000	1	1	2	1.3	0	0	0	1	1	2	2.3	
NICHOLLS ST.	12/15/21	7	0-1	.000	0-1	.000	0-0	.000	1	1	2	1.3	0	1	0	0	0	0	2.0	
ILLINOIS ST.	12/29/21	9	0-0	.000	0-0	.000	0-0	.000	0	0	0	1.2	2	0	0	0	0	0	1.8	
at Purdue	01/03/22	5	0-1	.000	0-1	.000	0-0	.000	0	2	2	1.3	1	0	0	0	1	0	1.6	
IOWA	01/06/22	1	0-0	.000	0-0	.000	0-0	.000	0	0	0	1.2	0	0	0	0	0	0	1.5	
at Maryland	01/09/22	4	1-1	1.000	1-1	1.000	0-0	.000	0	0	0	1.1	1	0	1	0	0	3	1.6	
OHIO ST.	01/13/22	3	0-1	.000	0-0	.000	0-0	.000	0	0	0	1.0	0	0	0	0	0	0	1.5	
at Northwestern	01/18/22	2	0-0	.000	0-0	.000	0-0	.000	0	1	1	1.0	0	0	0	0	0	0	1.4	
MICHIGAN ST.	01/21/22	1	0-0	.000	0-0	.000	0-0	.000	0	0	0	0.9	0	0	0	0	0	0	1.3	
at Nebraska	01/27/22	9	0-2	.000	0-1	.000	0-0	.000	1	1	2	1.0	0	1	0	1	0	0	1.2	
at Illinois	02/02/22	1	0-0	.000	0-0	.000	0-0	.000	0	0	0	0.9	2	0	0	0	0	0	1.2	
PENN ST.	02/05/22	1	0-1	.000	0-0	.000	0-0	.000	0	0	0	0.9	0	0	0	0	0	0	1.1	
at Indiana	02/15/22	7	0-3	.000	0-2	.000	0-0	.000	0	0	0	0.9	1	0	1	0	0	0	1.1	
Totals		0	103	8-22	.364	5-14	.357	0-1	.000	5	12	17	0.9	11	2	5	2	4	21	1.1

CAREER STATISTICS

Overall			3-Point							Rebounding							
Year	GP-GS	Min/Avg	FG-FGA	Pct	FG-FGA	Pct	FT-FTA	Pct	Off-Def	Tot	Avg	PF-FO	Ast	TO	Blk	Stl	Pts/Avg
2020-21	13-0	19/1.5	3-6	.500	2-5	.400	0-0	---	0-1	1	0.1	0-0	0	1	0	0	8/0.6
2021-22	20-0	102/5.1	8-22	.364	5-14	.357	0-1	.000	5-12	17	0.9	11-0	2	5	2	4	21/1.1
Total	33-0	121/3.7	11-28	.393	7-19	.368	0-1	.000	5-13	18	0.5	11	2	6	2	4	29/0.9
Conference			3-Point							Rebounding							
Year	GP-GS	Min/Avg	FG-FGA	Pct	FG-FGA	Pct	FT-FTA	Pct	Off-Def	Tot	Avg	PF-FO	Ast	TO	Blk	Stl	Pts/Avg
2020-21	8-0	9/1.1	1-4	.250	0-3	.000	0-0	---	0-1	1	0.1	0-0	0	1	0	0	2/0.3
2021-22	12-0	61/5.1	3-15	.200	2-9	.222	0-1	.000	2-6	8	0.7	5-0	1	2	2	2	8/0.7
Total	20-0	70/3.5	4-19	.211	2-12	.167	0-1	.000	2-7	9	0.5	5-0	1	3	2	2	10/0.5

4 | CARTER HIGGINBOTTOM

Junior | Guard | 6-0 | 193  
Chicago, Ill. | St. Ignatius High School

GAME-BY-GAME STATISTICS

Opponent	Date	gs	min	Total		3-Pointers		Free throws		Rebounds				pf	a	t/o	blk	stl	pts	avg
				fg-fga	pct	3fg-fga	pct	ft-fa	pct	off	def	tot	avg							
ST. FRANCIS BROOKLYN	11/09/21	1	0-0	.000	0-0	.000	0-0	.000	0	0	0	0.0	0	0	0	1	0	0	0	0.0
GREEN BAY	11/12/21	2	0-0	.000	0-0	.000	0-0	.000	0	0	0	0.0	0	0	0	0	0	0	0	0.0
MARQUETTE	12/04/21	1	0-0	.000	0-0	.000	0-0	.000	0	0	0	0.0	0	0	0	2	0	1	0	0.0
IOWA	01/06/22	1	0-1	.000	0-0	.000	0-0	.000	0	0	0	0.0	0	0	0	0	0	0	0	0.0
OHIO ST.	01/13/22	0	0-0	.000	0-0	.000	0-0	.000	0	0	0	0.0	0	0	0	0	0	0	0	0.0
Totals		0	5	0-1	.000	0-0	.000	0-0	.000	0	0	0	0.0	2	0	2	0	0	0	0.0

CAREER STATISTICS

Overall			3-Point					Rebounding												
Year	GP-GS	Min/Avg	FG-FGA	Pct	FG-FGA	Pct	FT-FTA	Pct	Off-Def	Tot	Avg	PF-FO	Ast	TO	Blk	Stl	Pts/Avg			
REDSHIRT SEASON																				
2019-20	9-0	9/1.0	0-1	.000	0-0	--	---	--	0-1	1	0.1	0-0	0	1	0	0	0/0.0			
2020-21	9-0	10/1.1	0-4	.000	0-0	--	0-2	.000	0-0	0	.000	1-0	1	2	0	1	0/0.0			
2021-22	4-0	5/1.3	0-1	.000	---	---	---	---	0-0	0	.000	2-0	0	2	0	0	0/0.0			
Total	22-0	24/1.1	0-6	.000	0-0	---	0-2	.000	0-1	1	0.04	3-0	1	5	0	1	0/0.0			
Conference			3-Point					Rebounding												
Year	GP-GS	Min/Avg	FG-FGA	Pct	FG-FGA	Pct	FT-FTA	Pct	Off-Def	Tot	Avg	PF-FO	Ast	TO	Blk	Stl	Pts/Avg			
REDSHIRT SEASON																				
2019-20	4-0	4/1.0	0-1	.000	0-0	---	0-0	---	0-0	0	0.0	0-0	0	0	0	0	0/0.0			
2020-21	4-0	5/1.3	0-1	.000	0-0	---	0-2	.000	0-0	0	0.0	1-0	0	1	0	0	0/0.0			
2021-22	1-0	1/1.0	0-1	.000	0-0	---	0-0	---	---	---	---	---	---	---	---	---	---			
Total	9-0	10/1.1	0-3	.000	0-0	---	0-2	.000	0-0	0	0.0	1	0	1	0	0	0/0.0			

SEASON HIGHS

POINTS: 4 vs. Green Bay (11/12/21)  
FIELD GOALS: 2 vs. Green Bay (11/12/21)  
FG ATTEMPTS: 4 vs. Indiana (12/8/21)  
3-POINT FGs: 1 (5x) MR at Maryland (1/9/22)  
3-POINT FGAS: 4 vs. Indiana (12/8/21)  
FREE THROWS: --  
FT ATTEMPTS: 1 at Ohio State (12/11/21)  
REBOUNDS: 4 vs. Texas A&M (11/22/21)  
ASSISTS: 1 (2x) MR at Nebraska (1/27/22)  
BLOCKS: 1 at Nebraska (1/27/22)  
STEALS: 1 (4x) MR at Purdue (1/3/22)  
MINUTES: 16 at Ohio State (12/11/21)

CAREER HIGHS

POINTS: 4 vs. Green Bay (11/12/21)  
FIELD GOALS: 2 vs. Green Bay (11/12/21)  
FG ATTEMPTS: 3 at Michigan (1/12/21)  
3-POINT FGs: 1 (7x) MR at Maryland (1/9/22)  
3-POINT FGAS: 4 vs. Indiana (12/8/21)  
FREE THROWS: --  
FT ATTEMPTS: 1 at Ohio State (12/11/21)  
REBOUNDS: 4 vs. Texas A&M (11/22/21)  
ASSISTS: 1 (2x) MR at Nebraska (1/27/22)  
BLOCKS: 1 at Nebraska (1/27/22)  
STEALS: 1 (4x) MR at Purdue (1/3/22)  
MINUTES: 16 at Ohio State (12/11/21)

SEASON HIGHS

POINTS: --  
FIELD GOALS: --  
FG ATTEMPTS: --  
3-POINT FGs: --  
3-POINT FGAS: --  
FREE THROWS: --  
FT ATTEMPTS: --  
REBOUNDS: --  
ASSISTS: --  
BLOCKS: --  
STEALS: --  
MINUTES: 2 vs. Green Bay (11/12/21)

CAREER HIGHS

POINTS: --  
FIELD GOALS: --  
FG ATTEMPTS: 1 (5x) MR vs. Penn State (2/2/21)  
3-POINT FGs: --  
3-POINT FGAS: --  
FREE THROWS: --  
FT ATTEMPTS: 2 at Nebraska (2/10/21)  
REBOUNDS: 1 vs. Milwaukee (12/21/19)  
ASSISTS: 1 vs. Green Bay (12/1/20)  
BLOCKS: --  
STEALS: 1 vs. North Carolina (3/19/21)  
MINUTES: 2 (4x) MR vs. Green Bay (11/12/21)



Individual Game by Game

10 | ISAAC LINDSEY

Sophomore | Guard | 6-4 | 184  
Mineral Point, Wis. | Mineral Point High School (UNLV)

GAME-BY-GAME STATISTICS

Opponent	Date	gs	min	Total		3-Pointers		Free throws		Rebounds				pf	a	tlo	blk	stl	pts	avg
				fg-fga	pct	3fg-fga	pct	ft-fa	pct	off	def	tot	avg							
ST. FRANCIS BROOKLYN	11/09/21	2	0-0	.000	0-0	.000	0-0	.000	0	0	0	0.0	0	0	0	0	0	0	0	0.0
GREEN BAY	11/12/21	4	0-1	.000	0-0	.000	0-0	.000	0	0	0	0.0	0	0	0	0	0	0	0	0.0
ILLINOIS ST.	12/29/21	3	1-3	.333	1-2	.500	0-0	.000	0	0	0	0.0	0	0	0	0	0	0	3	1.0
IOWA	01/06/22	1	0-0	.000	0-0	.000	0-0	.000	0	0	0	0.0	0	0	0	0	0	0	0	0.8
at Nebraska	01/27/22	1	0-0	.000	0-0	.000	0-0	.000	0	0	0	0.0	0	0	0	0	0	0	0	0.6
Totals		0	11	1-4	.250	1-2	.500	0-0	.000	0	0	0	0.0	0	0	0	0	0	3	0.6

CAREER STATISTICS

Overall				3-Point				Rebounding													
Year	GP-GS	Min/Avg	FG-FGA	Pct	FG-FGA	Pct	FT-FTA	Pct	Off-Def	Tot	Avg	PF-FO	Ast	TO	Blk	Stl	Pts	Avg			
2021-22	5-0	11/2.2	1-4	.250	1-2	.500	---	---	---	---	---	---	---	---	---	---	---	---	---	3/0.6	
Total	5-0	11/2.2	1-4	.250	1-2	.500	---	---	---	---	---	---	---	---	---	---	---	---	---	3/0.6	

Conference				3-Point				Rebounding													
Year	GP-GS	Min/Avg	FG-FGA	Pct	FG-FGA	Pct	FT-FTA	Pct	Off-Def	Tot	Avg	PF-FO	Ast	TO	Blk	Stl	Pts	Avg			
2021-22	2-0	2/2.0	---	---	---	---	---	---	---	---	---	---	---	---	---	---	---	---	---		
Total	2-0	2/2.0	---	---	---	---	---	---	---	---	---	---	---	---	---	---	---	---	---		

SEASON HIGHS

POINTS: 3 vs. Illinois St (12/29/21)  
FIELD GOALS: 1 vs. Illinois St (12/29/21)  
FG ATTEMPTS: 3 vs. Illinois St (12/29/21)  
3-POINT FGS: 1 vs. Illinois St (12/29/21)  
3-POINT FGAS: 2 vs. Illinois St (12/29/21)  
FREE THROWS: --  
FT ATTEMPTS: --  
REBOUNDS: --  
ASSISTS: --  
BLOCKS: --  
STEALS: --  
MINUTES: 4 vs. Green Bay (11/12/21)

CAREER HIGHS

POINTS: 3 vs. Illinois St (12/29/21)  
FIELD GOALS: 1 vs. Illinois St (12/29/21)  
FG ATTEMPTS: 3 vs. Illinois St (12/29/21)  
3-POINT FGS: 1 vs. Illinois St (12/29/21)  
3-POINT FGAS: 2 vs. Illinois St (12/29/21)  
FREE THROWS: --  
FT ATTEMPTS: --  
REBOUNDS: --  
ASSISTS: --  
BLOCKS: --  
STEALS: --  
MINUTES: 4 vs. Green Bay (11/12/21)

11 | LORNE BOWMAN II

Freshman | Guard | 6-2 | 210  
Detroit, Mich. | St. Mary's High School

GAME-BY-GAME STATISTICS

Opponent	Date	gs	min	Total		3-Pointers		Free throws		Rebounds				pf	a	tlo	blk	stl	pts	avg
				fg-fga	pct	3fg-fga	pct	ft-fa	pct	off	def	tot	avg							
ST. FRANCIS BROOKLYN	11/09/21	15	3-7	.429	3-4	.750	0-0	.000	2	2	4	4.0	0	1	1	0	0	9	9.0	
GREEN BAY	11/12/21	15	1-3	.333	1-2	.500	0-0	.000	0	1	1	2.5	4	1	1	0	3	3	6.0	
PROVIDENCE	11/15/21	11	1-3	.333	1-2	.500	0-0	.000	0	0	0	1.7	1	0	1	0	0	3	5.0	
vs Texas A&M	11/22/21	11	0-1	.000	0-0	.000	2-2	1.000	0	0	0	1.3	1	1	0	0	1	2	4.3	
vs Houston	11/23/21	12	1-1	1.000	0-0	.000	0-1	.000	0	0	0	1.0	1	0	1	0	0	2	3.8	
vs Saint Mary's (CA)	11/24/21	11	2-5	.400	1-2	.500	0-0	.000	0	0	0	0.8	1	0	1	0	0	5	4.0	
at Georgia Tech	12/01/21	8	2-3	.667	1-2	.500	0-0	.000	0	2	2	1.0	1	0	0	0	0	5	4.1	
MARQUETTE	12/04/21	11	2-4	.500	1-3	.333	0-0	.000	0	1	1	1.0	2	0	3	0	0	5	4.3	
NICHOLLS ST.	12/15/21	13	1-2	.500	1-2	.500	1-3	.333	0	3	3	1.2	0	0	1	0	0	4	4.2	
at Purdue	01/03/22	5	0-0	.000	0-0	.000	0-0	.000	0	0	0	1.1	0	1	0	0	0	0	3.8	
IOWA	01/06/22	9	0-3	.000	0-1	.000	0-0	.000	0	0	0	1.0	2	0	1	0	0	0	3.5	
at Maryland	01/09/22	8	0-1	.000	0-0	.000	0-0	.000	0	1	1	1.0	1	2	1	0	1	0	3.2	
OHIO ST.	01/13/22	12	1-1	1.000	1-1	1.000	0-2	.000	0	0	0	0.9	2	0	0	0	0	3	3.2	
at Northwestern	01/18/22	5	0-1	.000	0-1	.000	0-0	.000	0	1	1	0.9	2	1	0	0	0	0	2.9	
MICHIGAN ST.	01/21/22	12	1-3	.333	0-2	.000	2-2	1.000	0	0	0	0.9	2	2	0	0	0	4	3.0	
at Nebraska	01/27/22	13	1-4	.250	0-1	.000	2-4	.500	0	1	1	0.9	1	0	1	0	0	4	3.1	
MINNESOTA	01/30/22	10	1-4	.250	0-1	.000	3-3	1.000	0	0	0	0.8	1	0	0	0	1	5	3.2	
at Illinois	02/02/22	15	3-4	.750	1-1	1.000	0-0	.000	1	2	3	0.9	0	1	0	0	0	7	3.4	
PENN ST.	02/05/22	12	0-4	.000	0-2	.000	1-4	.250	0	3	3	1.1	1	0	0	0	0	1	3.3	
at Michigan St.	02/08/22	11	1-4	.250	1-2	.500	0-2	.000	0	3	3	1.2	1	1	0	0	0	3	3.3	
RUTGERS	02/12/22	7	0-2	.000	0-1	.000	1-2	.500	0	1	1	1.1	0	0	1	0	0	1	3.1	
at Indiana	02/15/22	2	0-1	.000	0-0	.000	0-0	.000	0	0	0	1.1	0	0	0	0	0	0	3.0	
Totals		0	228	21-61	.344	12-30	.400	12-25	.480	3	21	24	1.1	24	11	13	0	6	66	3.0

CAREER STATISTICS

Overall			3-Point						Rebounding								
Year	GP-GS	Min/Avg	FG-FGA	Pct	FG-FGA	Pct	FT-FTA	Pct	Off-Def	Tot	Avg	PF-FO	Ast	TO	Blk	Stl	Pts/Avg
2021-22	22-0	229/10.4	21-61	.344	12-30	.400	12-25	.480	3-21	24	1.1	24-0	11	13	0	6	66/3.0
Total	22-0	229/10.4	21-61	.344	12-30	.400	12-25	.480	3-21	24	1.1	24-0	11	13	0	6	66/3.0

Conference			3-Point						Rebounding								
Year	GP-GS	Min/Avg	FG-FGA	Pct	FG-FGA	Pct	FT-FTA	Pct	Off-Def	Tot	Avg	PF-FO	Ast	TO	Blk	Stl	Pts/Avg
2021-22	13-0	122/9.4	8-32	.250	3-13	.231	9-19	.474	1-12	13	1.0	13-0	8	4	0	2	28/2.2
Total	13-0	122/9.4	8-32	.250	3-13	.231	9-19	.474	1-12	13	1.0	13-0	8	4	0	2	28/2.2

SEASON HIGHS

POINTS: 9 vs. St. Francis Bkn (11/9/21)  
FIELD GOALS: 3 vs. St. Francis Bkn (11/9/21)  
FG ATTEMPTS: 7 vs. St. Francis Bkn (11/9/21)  
3-POINT FGS: 3 vs. St. Francis Bkn (11/9/21)  
3-POINT FGAS: 4 vs. St. Francis Bkn (11/9/21)  
FREE THROWS: 3 vs. Minnesota (1/30/22)  
FT ATTEMPTS: 4 (2x) MR Penn St (2/5/22)  
REBOUNDS: 4 vs. St. Francis Bkn (11/9/21)  
ASSISTS: 2 (2x) MR vs. Michigan St (1/21/22)  
BLOCKS: --  
STEALS: 1 (3x) MR vs. Minnesota (1/30/22)  
MINUTES: 15 vs. St. Francis Bkn (11/9/21)

CAREER HIGHS

POINTS: 9 vs. St. Francis Bkn (11/9/21)  
FIELD GOALS: 3 vs. St. Francis Bkn (11/9/21)  
FG ATTEMPTS: 7 vs. St. Francis Bkn (11/9/21)  
3-POINT FGS: 3 vs. St. Francis Bkn (11/9/21)  
3-POINT FGAS: 4 vs. St. Francis Bkn (11/9/21)  
FREE THROWS: 3 vs. Minnesota (1/30/22)  
FT ATTEMPTS: 4 (2x) MR Penn St (2/5/22)  
REBOUNDS: 4 vs. St. Francis Bkn (11/9/21)  
ASSISTS: 2 (2x) MR vs. Michigan St (1/21/22)  
BLOCKS: --  
STEALS: 1 (3x) MR vs. Minnesota (1/30/22)  
MINUTES: 15 vs. St. Francis Bkn (11/9/21)

# Individual Game by Game

## 13 | JUSTIN TAPHORN

Freshman | Guard | 6-5 | 198  
Pekin, Ill. | Pekin High School

### GAME-BY-GAME STATISTICS

Opponent	Date	gs	min	Total		3-Pointers		Free throws		Rebounds				pf	a	t/o	blk	stl	pts	avg
				fg-fga	pct	3fg-fga	pct	ft-fa	pct	off	def	tot	avg							
ST. FRANCIS BROOKLYN	11/09/21	1		0-0	.000	0-0	.000	0-0	.000	0	0	0	0.0	0	0	0	0	0	0	0.0
GREEN BAY	11/12/21	2		0-0	.000	0-0	.000	0-0	.000	0	0	0	0.0	0	0	0	0	0	0	0.0
MARQUETTE	12/04/21	1		0-0	.000	0-0	.000	0-0	.000	0	0	0	0.0	0	0	0	0	0	0	0.0
Totals		0	4	0-0	.000	0-0	.000	0-0	.000	0	0	0	0.0	0	0	0	0	0	0	0.0

### CAREER STATISTICS

Overall		3-Point								Rebounding										
Year	GP-GS	Min/Avg	FG-FGA	Pct	FG-FGA	Pct	FT-FTA	Pct	Off-Def	Tot	Avg	PF-FO	Ast	TO	Blk	Stl	Pts/Avg			
2020-21	6-0	8/1.3	0-1	.000	0-1	.000	---	---	0-0	0	---	0-0	0	1	0	0	0/0.0			
2021-22	3-0	4/1.3	0-0	.000	0-0	.000	---	---	0-0	0	---	0-0	0	0	0	0	0/0.0			
Total	9-0	12/1.3	0-1	.000	0-1	.000	---	---	0-0	0	---	0-0	0	1	0	0	0/0.0			

Overall		3-Point								Rebounding										
Year	GP-GS	Min/Avg	FG-FGA	Pct	FG-FGA	Pct	FT-FTA	Pct	Off-Def	Tot	Avg	PF-FO	Ast	TO	Blk	Stl	Pts/Avg			
2020-21	2-0	2/1.0	0-0	---	0-0	---	0-0	---	0-0	0	0.0	0-0	0	0	0	0	0/0.0			
2021-22	---	---	---	---	---	---	---	---	---	---	---	---	---	---	---	---	---/---			
Total	2-0	2/1.0	0-0	---	0-0	---	0-0	---	0-0	0	0.0	0-0	0	0	0	0	0/0.0			

### SEASON HIGHS

POINTS: --  
FIELD GOALS: --  
FG ATTEMPTS: --  
3-POINT FGS: --  
3-POINT FGAS: --  
FREE THROWS: --  
FT ATTEMPTS: --  
REBOUNDS: --  
ASSISTS: --  
BLOCKS: --  
STEALS: --  
MINUTES: 2 vs. Green Bay (11/12/21)

### CAREER HIGHS

POINTS: --  
FIELD GOALS: --  
FG ATTEMPTS: 1 vs. Green Bay (12/1/20)  
3-POINT FGS: --  
3-POINT FGAS: 1 vs. Green Bay (12/1/20)  
FREE THROWS: --  
FT ATTEMPTS: --  
REBOUNDS: --  
ASSISTS: --  
BLOCKS: --  
STEALS: --  
MINUTES: 2 vs. Green Bay (11/12/21)

## 14 | CARTER GILMORE

Freshman | Forward | 6-7 | 215  
Hartland, Wis. | Arrowhead High School

### GAME-BY-GAME STATISTICS

Opponent	Date	gs	min	Total		3-Pointers		Free throws		Rebounds				pf	a	t/o	blk	stl	pts	avg
				fg-fga	pct	3fg-fga	pct	ft-fa	pct	off	def	tot	avg							
ST. FRANCIS BROOKLYN	11/09/21	7	2-2	1.000	0-0	.000	1-2	.500	0	1	1	1.0	0	1	0	1	1	5	5.0	
GREEN BAY	11/12/21	14	0-4	.000	0-1	.000	0-0	.000	2	3	5	3.0	0	0	1	2	0	0	2.5	
PROVIDENCE	11/15/21	25	0-3	.000	0-1	.000	0-0	.000	0	5	5	3.7	2	0	0	0	0	0	1.7	
vs Texas A&M	11/22/21	11	0-0	.000	0-0	.000	1-2	.500	0	0	0	2.8	2	0	0	1	0	1	1.5	
vs Houston	11/23/21	9	0-1	.000	0-1	.000	0-0	.000	0	0	0	2.2	1	1	0	0	1	0	1.2	
vs Saint Mary's (CA)	11/24/21	12	1-1	1.000	0-0	.000	2-2	1.000	1	0	1	2.0	2	0	0	0	0	4	1.7	
at Georgia Tech	12/01/21	5	0-0	.000	0-0	.000	0-0	.000	0	1	1	1.9	1	0	0	0	0	0	1.4	
MARQUETTE	12/04/21	7	0-0	.000	0-0	.000	0-0	.000	1	0	1	1.8	3	1	0	0	0	0	1.3	
INDIANA	12/08/21	4	1-2	.500	0-1	.000	0-0	.000	0	0	0	1.6	0	0	0	0	0	2	1.3	
NICHOLLS ST.	12/15/21	4	0-0	.000	0-0	.000	0-1	.000	0	0	0	1.4	1	0	0	0	0	0	1.2	
ILLINOIS ST.	12/29/21	8	1-1	1.000	1-1	1.000	0-0	.000	0	3	3	1.5	1	0	0	0	0	3	1.4	
at Purdue	01/03/22	19	0-3	.000	0-3	.000	0-0	.000	2	0	2	1.6	1	1	1	0	0	0	1.3	
IOWA	01/06/22	8	1-2	.500	0-1	.000	0-0	.000	0	0	0	1.5	3	0	0	0	0	2	1.3	
at Maryland	01/09/22	9	1-2	.500	0-0	.000	0-0	.000	0	0	0	1.4	2	0	0	0	0	2	1.4	
OHIO ST.	01/13/22	7	0-2	.000	0-2	.000	0-0	.000	0	0	0	1.3	0	1	0	0	0	0	1.3	
at Northwestern	01/18/22	7	0-0	.000	0-0	.000	0-0	.000	0	2	2	1.3	0	3	0	0	0	0	1.2	
MICHIGAN ST.	01/21/22	10	0-3	.000	0-1	.000	0-0	.000	0	1	1	1.3	0	0	0	0	0	0	1.1	
at Nebraska	01/27/22	1	0-0	.000	0-0	.000	0-0	.000	0	0	0	1.2	0	0	0	0	0	0	1.1	
MINNESOTA	01/30/22	4	0-1	.000	0-1	.000	0-0	.000	0	0	0	1.2	1	0	0	0	0	0	1.0	
at Illinois	02/02/22	0	0-0	.000	0-0	.000	0-0	.000	0	0	0	1.1	0	0	0	0	0	0	1.0	
Totals		0	171	7-27	.259	1-13	.077	4-7	.571	6	16	22	1.1	20	8	2	4	2	19	1.0

### CAREER STATISTICS

Overall		3-Point								Rebounding										
Year	GP-GS	Min/Avg	FG-FGA	Pct	FG-FGA	Pct	FT-FTA	Pct	Off-Def	Tot	Avg	PF-FO	Ast	TO	Blk	Stl	Pts/Avg			
2020-21	9-0	17/1.9	1-5	.200	0-4	.000	0-0	.000	0-3	3	0.3	2-0	0	0	0	0	2/0.2			
2021-22	20-0	170/8.5	7-27	.259	1-13	.077	4-7	.571	6-16	22	1.1	20-0	8	3	4	2	19/1.0			
Total	29-0	187/6.4	8-32	.250	1-17	.059	4-7	.571	6-19	25	0.9	22-0	8	3	4	2	21/0.7			

Conference		3-Point								Rebounding										
Year	GP-GS	Min/Avg	FG-FGA	Pct	FG-FGA	Pct	FT-FTA	Pct	Off-Def	Tot	Avg	PF-FO	Ast	TO	Blk	Stl	Pts/Avg			
2020-21	4-0	8/2.0	0-2	.000	0-2	.000	---	---	0-1	1	0.3	1-0	0	0	0	0	0/0.0			
2021-22	10-0	68/6.8	3-15	.200	0-9	.000	---	---	2-3	5	0.5	7-0	5	1	0	0	6/0.6			
Total	14-0	76/5.4	3-17	.176	0-11	.000	---	---	2-4	6	0.4	8-0	5	1	0	0	6/0.4			

### SEASON HIGHS

POINTS: 5 vs. St. Francis Bkn (11/9/21)  
FIELD GOALS: 2 vs. St. Francis Bkn (11/9/21)  
FG ATTEMPTS: 3 (3x) MR vs. Michigan St (1/21/22)  
3-POINT FGS: 1 vs. Illinois St (12/29/21)  
3-POINT FGAS: 3 at Purdue (1/3/22)  
FREE THROWS: 2 vs. Saint Mary's (11/24/21)  
FT ATTEMPTS: 2 (2x) MR vs. Saint Mary's (11/24/21)  
REBOUNDS: 5 vs. Providence (11/15/21)  
ASSISTS: 3 at Northwestern (1/18/22)  
BLOCKS: 1 vs. Texas A&M (11/22/21)  
STEALS: 1 (2x) MR vs. Houston (11/23/21)  
MINUTES: 25 vs. Providence (11/15/21)

### CAREER HIGHS

POINTS: 5 vs. St. Francis Bkn (11/9/21)  
FIELD GOALS: 2 vs. St. Francis Bkn (11/9/21)  
FG ATTEMPTS: 3 (3x) MR vs. Michigan St (1/21/22)  
3-POINT FGS: 1 vs. Illinois St (12/29/21)  
3-POINT FGAS: 3 at Purdue (1/3/22)  
FREE THROWS: 2 vs. Saint Mary's (11/24/21)  
FT ATTEMPTS: 2 (2x) MR vs. Saint Mary's (11/24/21)  
REBOUNDS: 5 vs. Providence (11/15/21)  
ASSISTS: 3 at Northwestern (1/18/22)  
BLOCKS: 1 vs. Texas A&M (11/22/21)  
STEALS: 1 (2x) MR vs. Houston (11/23/21)  
MINUTES: 25 vs. Providence (11/15/21)

# Individual Game by Game

## 35 | MARKUS ILVER

Freshman | Forward | 6-8 | 247  
Tallinn, Estonia | Western Reserve Academy

### GAME-BY-GAME STATISTICS

Opponent	Date	gs	min	Total		3-Pointers		Free throws		Rebounds				pf	a	tlo	blk	stl	pts	avg
				fg-fga	pct	3fg-fga	pct	ft-fia	pct	off	def	tot	avg							
ST. FRANCIS BROOKLYN	11/09/21	7		1-2	.500	0-1	.000	0-0	.000	0	0	0	0.0	1	0	0	0	0	2	2.0
GREEN BAY	11/12/21	11		0-4	.000	0-2	.000	3-4	.750	1	3	4	2.0	4	0	1	0	0	3	2.5
PROVIDENCE	11/15/21	2		0-0	.000	0-0	.000	0-0	.000	0	0	0	1.3	0	0	0	0	0	0	1.7
MARQUETTE	12/04/21	2		0-1	.000	0-1	.000	0-0	.000	0	0	0	1.0	0	0	0	0	0	0	1.3
at Ohio St.	12/11/21	3		0-1	.000	0-1	.000	0-0	.000	0	0	0	0.8	0	0	0	0	0	0	1.0
ILLINOIS ST.	12/29/21	2		0-0	.000	0-0	.000	0-0	.000	0	0	0	0.7	0	0	0	0	0	0	0.8
IOWA	01/06/22	1		0-0	.000	0-0	.000	0-0	.000	0	0	0	0.6	1	0	1	0	0	0	0.7
Totals		0	28	1-8	.125	0-5	.000	3-4	.750	1	3	4	0.6	6	0	2	0	0	5	0.7

### CAREER STATISTICS

Overall			3-Point						Rebounding								
Year	GP-GS	Min/Avg	FG-FGA	Pct	FG-FGA	Pct	FT-FTA	Pct	Off-Def	Tot	Avg	PF-FO	Ast	TO	Blk	Stl	Pts/Avg
2021-22	7-0	27/3.9	1-8	.125	0-5	.000	3-4	.750	1-3	4	0.6	6-0	0	2	0	0	5/0.7
Total	7-0	27/3.9	1-8	.125	0-5	.000	3-4	.750	1-3	4	0.6	6-0	0	2	0	0	5/0.7
Conference			3-Point						Rebounding								
Year	GP-GS	Min/Avg	FG-FGA	Pct	FG-FGA	Pct	FT-FTA	Pct	Off-Def	Tot	Avg	PF-FO	Ast	TO	Blk	Stl	Pts/Avg
2021-22	2-0	4/2.0	0-1	.000	0-1	.000	0-0	---	0-0	0	0.0	1-0	0	1	0	0	0/0.0
Total	2-0	4/2.0	0-1	.000	0-1	.000	0-0	---	0-0	0	0.0	1-0	0	1	0	0	0/0.0

### SEASON HIGHS

POINTS: 3 vs. Green Bay (11/12/21)  
FIELD GOALS: 1 vs. St. Francis Bkn (11/9/21)  
FG ATTEMPTS: 4 vs. Green Bay (11/12/21)  
3-POINT FGS: --  
3-POINT FGAS: 2 vs. Green Bay (11/12/21)  
FREE THROWS: 3 vs. Green Bay (11/12/21)  
FT ATTEMPTS: 4 vs. Green Bay (11/12/21)  
REBOUNDS: 4 vs. Green Bay (11/12/21)  
ASSISTS: --  
BLOCKS: --  
STEALS: --  
MINUTES: 11 vs. Green Bay (11/12/21)

### CAREER HIGHS

POINTS: 3 vs. Green Bay (11/12/21)  
FIELD GOALS: 1 vs. St. Francis Bkn (11/9/21)  
FG ATTEMPTS: 4 vs. Green Bay (11/12/21)  
3-POINT FGS: --  
3-POINT FGAS: 2 vs. Green Bay (11/12/21)  
FREE THROWS: 3 vs. Green Bay (11/12/21)  
FT ATTEMPTS: 4 vs. Green Bay (11/12/21)  
REBOUNDS: 4 vs. Green Bay (11/12/21)  
ASSISTS: --  
BLOCKS: --  
STEALS: --  
MINUTES: 11 vs. Green Bay (11/12/21)

# SEASON STATISTICS

Updated Through February 12, 2022

RECORD:	OVERALL	HOME	AWAY	NEUTRAL
ALL GAMES	20-5	10-3	7-2	3-0
CONFERENCE	11-4	5-2	6-2	0-0
NON-CONFERENCE	9-1	5-1	1-0	3-0

##	Player	gp-gs	min	avg	Total		3-Point		F-Throw		Rebounds				pf	dq	a	to	blk	stl	pts	avg
					fg-fga	fg%	3fg-fga	3fg%	ft-fa	ft%	off	def	tot	avg								
01	Johnny Davis	23-23	803	34.9	166-376	.441	30-90	.333	115-150	.767	35	157	192	8.3	39	0	55	51	14	29	477	20.7
34	Brad Davison	25-25	852	34.1	110-285	.386	63-180	.350	84-95	.884	11	95	106	4.2	58	1	50	24	0	19	367	14.7
05	Tyler Wahl	24-24	711	29.6	105-203	.517	4-30	.133	56-80	.700	29	104	133	5.5	60	1	38	36	20	19	270	11.3
22	Steven Crowl	25-25	625	25.0	89-178	.500	21-63	.333	29-37	.784	39	72	111	4.4	66	1	38	22	6	7	228	9.1
23	Chucky Hepburn	25-25	769	30.8	67-172	.390	27-85	.318	28-36	.778	6	46	52	2.1	51	0	52	31	4	29	189	7.6
11	Lorne Bowman II	22-0	228	10.4	21-61	.344	12-30	.400	12-25	.480	3	21	24	1.1	24	0	11	13	0	6	66	3.0
33	Chris Vogt	25-0	323	12.9	25-59	.424	0-1	.000	12-23	.522	41	43	84	3.4	64	1	17	10	17	10	62	2.5
20	Ben Carlson	24-2	229	9.5	19-57	.333	1-18	.056	4-9	.444	19	28	47	2.0	8	0	4	7	1	1	43	1.8
00	Jahcobi Neath	16-1	138	8.6	8-29	.276	3-10	.300	6-9	.667	7	15	22	1.4	11	0	6	5	1	4	25	1.6
02	Jordan Davis	20-0	103	5.2	8-22	.364	5-14	.357	0-1	.000	5	12	17	0.9	11	0	2	5	2	4	21	1.1
14	Carter Gilmore	20-0	171	8.6	7-27	.259	1-13	.077	4-7	.571	6	16	22	1.1	20	0	8	2	4	2	19	1.0
35	Markus Ilver	7-0	28	4.0	1-8	.125	0-5	.000	3-4	.750	1	3	4	0.6	6	0	0	2	0	0	5	0.7
10	Isaac Lindsey	5-0	11	2.2	1-4	.250	1-2	.500	0-0	.000	0	0	0	0.0	0	0	0	0	0	0	3	0.6
04	Carter Higginbottom	5-0	5	1.0	0-1	.000	0-0	.000	0-0	.000	0	0	0	0.0	2	0	0	2	0	0	0	0.0
13	Justin Taphorn	3-0	4	1.3	0-0	.000	0-0	.000	0-0	.000	0	0	0	0.0	0	0	0	0	0	0	0	0.0
Team											36	35	71					4				
Total.....		25	5000		627-1482	.423	168-541	.311	353-476	.742	238	647	885	35.4	420	4	281	214	69	130	1775	71.0
Opponents.....		25	5000		621-1426	.435	161-481	.335	259-380	.682	206	670	876	35.0	476	11	291	293	85	114	1662	66.5

TEAM STATISTICS	WIS	OPP	Date	Opponent	Score	Att.
SCORING	1775	1662	11/09/21	ST. FRANCIS BROOKLYN	w 81-58	15735
Points per game	71.0	66.5	11/12/21	GREEN BAY	w 72-34	16005
Scoring margin	+4.5	-	11/15/21	PROVIDENCE	L 58-63	15773
FIELD GOALS-ATT	627-1482	621-1426	11/22/21	vs Texas A&M	w 69-58	0
Field goal pct	.423	.435	11/23/21	vs Houston	w 65-63	0
3 POINT FG-ATT	168-541	161-481	11/24/21	vs Saint Mary's (CA)	w 61-55	2901
3-point FG pct	.311	.335	12/01/21	at Georgia Tech	w 70-66	6302
3-pt FG made per game	6.7	6.4	12/04/21	MARQUETTE	w 89-76	17287
FREE THROWS-ATT	353-476	259-380	* 12/08/21	INDIANA	w 64-59	16013
Free throw pct	.742	.682	* 12/11/21	at Ohio St.	L 55-73	13856
F-Throws made per game	14.1	10.4	12/15/21	NICHOLLS ST.	w 71-68	15752
REBOUNDS	885	876	12/29/21	ILLINOIS ST.	w 89-85	15718
Rebounds per game	35.4	35.0	* 01/03/22	at Purdue	w 74-69	14804
Rebounding margin	+0.4	-	* 01/06/22	IOWA	w 87-78	15212
ASSISTS	281	291	* 01/09/22	at Maryland	w 70-69	10864
Assists per game	11.2	11.6	* 01/13/22	OHIO ST.	w 78-68	15571
TURNOVERS	214	293	* 01/18/22	at Northwestern	w 82-76	5251
Turnovers per game	8.6	11.7	* 01/21/22	MICHIGAN ST.	L 74-86	17287
Turnover margin	+3.2	-	* 01/27/22	at Nebraska	w 73-65	15385
Assist/turnover ratio	1.3	1.0	* 01/30/22	MINNESOTA	w 66-60	17287
STEALS	130	114	* 02/02/22	at Illinois	L 67-80	14860
Steals per game	5.2	4.6	* 02/05/22	PENN ST.	w 51-49	17287
BLOCKS	69	85	* 02/08/22	at Michigan St.	w 70-62	14797
Blocks per game	2.8	3.4	* 02/12/22	RUTGERS	L 65-73	17287
ATTENDANCE	212214	116242	* 02/15/22	at Indiana	w 74-69	17222
Home games-Avg/Game	13-16324	9-12593				
Neutral site-Avg/Game	-	3-967				

\* = Conference game

Score by Periods	1st	2nd	Totals
Wisconsin	835	940	1775
Opponents	755	907	1662



# BIG TEN STATISTICS

Updated Through February 12, 2022

RECORD:	OVERALL	HOME	AWAY	NEUTRAL
ALL GAMES	11-4	5-2	6-2	0-0
CONFERENCE	11-4	5-2	6-2	0-0
NON-CONFERENCE	0-0	0-0	0-0	0-0

##	Player	gp-gs	min	avg	Total		3-Point		F-Throw		Rebounds				pf	dq	a	to	blk	stl	pts	avg
					fg-fga	fg%	3fg-fga	3fg%	ft-fa	ft%	off	def	tot	avg								
01	Johnny Davis	15-15	541	36.1	111-247	.449	19-60	.317	75-102	.735	22	120	142	9.5	29	0	33	36	8	17	316	21.1
34	Brad Davison	15-15	530	35.3	66-171	.386	38-104	.365	44-48	.917	6	59	65	4.3	31	0	31	15	0	11	214	14.3
05	Tyler Wahl	14-14	409	29.2	68-126	.540	4-19	.211	30-43	.698	17	68	85	6.1	41	1	27	25	8	12	170	12.1
22	Steven Crowl	15-15	383	25.5	51-94	.543	12-35	.343	13-15	.867	17	37	54	3.6	45	1	29	12	1	5	127	8.5
23	Chucky Hepburn	15-15	461	30.7	41-107	.383	16-51	.314	10-14	.714	3	29	32	2.1	33	0	28	16	2	16	108	7.2
33	Chris Vogt	15-0	206	13.7	18-40	.450	0-0	.000	6-14	.429	23	20	43	2.9	40	1	11	6	12	8	42	2.8
11	Lorne Bowman II	13-0	121	9.3	8-32	.250	3-13	.231	9-19	.474	1	12	13	1.0	13	0	8	4	0	2	28	2.2
20	Ben Carlson	15-1	133	8.9	9-30	.300	1-11	.091	3-7	.429	11	11	22	1.5	6	0	1	3	0	1	22	1.5
00	Jahcobi Neath	12-0	78	6.5	3-12	.250	2-6	.333	1-3	.333	3	9	12	1.0	5	0	3	4	0	1	9	0.8
02	Jordan Davis	12-0	62	5.2	3-15	.200	2-9	.222	0-1	.000	2	6	8	0.7	5	0	1	2	2	2	8	0.7
14	Carter Gilmore	10-0	69	6.9	3-15	.200	0-9	.000	0-0	.000	2	3	5	0.5	7	0	5	1	0	0	6	0.6
04	Carter Higginbottom	2-0	1	0.5	0-1	.000	0-0	.000	0-0	.000	0	0	0	0.0	0	0	0	0	0	0	0	0.0
35	Markus Ilver	2-0	4	2.0	0-1	.000	0-1	.000	0-0	.000	0	0	0	0.0	1	0	0	1	0	0	0	0.0
10	Isaac Lindsey	2-0	2	1.0	0-0	.000	0-0	.000	0-0	.000	0	0	0	0.0	0	0	0	0	0	0	0	0.0
Team											18	15	33					2				
Total.....		15	3000		381-891	.428	97-318	.305	191-266	.718	125	389	514	34.3	256	3	177	127	33	75	1050	70.0
Opponents.....		15	3000		390-868	.449	93-274	.339	163-233	.700	118	414	532	35.5	274	5	199	165	46	67	1036	69.1

TEAM STATISTICS	WIS	OPP	Date	Opponent	Score	Att.
SCORING	1050	1036	* 12/08/21	INDIANA	w 64-59	16013
Points per game	70.0	69.1	* 12/11/21	at Ohio St.	L 55-73	13856
Scoring margin	+0.9	-	* 01/03/22	at Purdue	w 74-69	14804
FIELD GOALS-ATT	381-891	390-868	* 01/06/22	IOWA	w 87-78	15212
Field goal pct	.428	.449	* 01/09/22	at Maryland	w 70-69	10864
3 POINT FG-ATT	97-318	93-274	* 01/13/22	OHIO ST.	w 78-68	15571
3-point FG pct	.305	.339	* 01/18/22	at Northwestern	w 82-76	5251
3-pt FG made per game	6.5	6.2	* 01/21/22	MICHIGAN ST.	L 74-86	17287
FREE THROWS-ATT	191-266	163-233	* 01/27/22	at Nebraska	w 73-65	15385
Free throw pct	.718	.700	* 01/30/22	MINNESOTA	w 66-60	17287
F-Throws made per game	12.7	10.9	* 02/02/22	at Illinois	L 67-80	14860
REBOUNDS	514	532	* 02/05/22	PENN ST.	w 51-49	17287
Rebounds per game	34.3	35.5	* 02/08/22	at Michigan St.	w 70-62	14797
Rebounding margin	-1.2	-	* 02/12/22	RUTGERS	L 65-73	17287
ASSISTS	177	199	* 02/15/22	at Indiana	w 74-69	17222
Assists per game	11.8	13.3				
TURNOVERS	127	165				
Turnovers per game	8.5	11.0				
Turnover margin	+2.5	-				
Assist/turnover ratio	1.4	1.2				
STEALS	75	67				
Steals per game	5.0	4.5				
BLOCKS	33	46				
Blocks per game	2.2	3.1				
ATTENDANCE	115944	107039				
Home games-Avg/Game	7-16563	8-13380				
Neutral site-Avg/Game	-	0-0				

\* = Conference game

Score by Periods	1st	2nd	Totals
Wisconsin	491	559	1050
Opponents	465	571	1036

# HOME STATISTICS

Updated Through February 12, 2022

RECORD:	OVERALL	HOME	AWAY	NEUTRAL
ALL GAMES	10-3	10-3	0-0	0-0
CONFERENCE	5-2	5-2	0-0	0-0
NON-CONFERENCE	5-1	5-1	0-0	0-0

#	Player	gp-gs	min	avg	Total		3-Point		F-Throw		Rebounds				pf	dq	a	to	blk	stl	pts	avg	
					fg-fga	fg%	3fg-fga	3fg%	ft-fa	ft%	off	def	tot	avg									
01	Johnny Davis	11-11	368	33.5	70-177	.395	10-38	.263	44-59	.746	16	72	88	8.0	21	0	29	21	7	8	194	17.6	
34	Brad Davison	13-13	435	33.5	62-149	.416	34-94	.362	41-47	.872	8	46	54	4.2	32	1	25	14	0	12	199	15.3	
05	Tyler Wahl	12-12	361	30.1	56-100	.560	3-16	.188	36-52	.692	18	52	70	5.8	24	0	22	19	10	10	151	12.6	
22	Steven Crowl	13-13	315	24.2	57-103	.553	14-33	.424	17-23	.739	27	41	68	5.2	23	0	26	7	4	4	145	11.2	
23	Chucky Hepburn	13-13	391	30.1	34-88	.386	14-42	.333	18-21	.857	2	21	23	1.8	29	0	27	18	2	18	100	7.7	
11	Lorne Bowman II	11-0	127	11.5	11-36	.306	8-21	.381	8-16	.500	2	11	13	1.2	15	0	4	9	0	4	38	3.5	
33	Chris Vogt	13-0	175	13.5	15-34	.441	0-1	.000	7-12	.583	24	25	49	3.8	28	0	11	4	5	7	37	2.8	
00	Jahcobi Neath	9-1	104	11.6	7-22	.318	3-8	.375	5-7	.714	5	12	17	1.9	10	0	5	3	1	3	22	2.4	
20	Ben Carlson	12-2	134	11.2	11-36	.306	1-12	.083	3-4	.750	11	17	28	2.3	3	0	2	3	1	1	26	2.2	
02	Jordan Davis	11-0	48	4.4	5-12	.417	3-8	.375	0-0	.000	2	3	5	0.5	4	0	1	3	0	1	13	1.2	
14	Carter Gilmore	11-0	98	8.9	5-20	.250	1-9	.111	1-3	.333	3	13	16	1.5	11	0	3	1	3	1	12	1.1	
35	Markus Ilver	6-0	25	4.2	1-7	.143	0-4	.000	3-4	.750	1	3	4	0.7	6	0	0	2	0	0	5	0.8	
10	Isaac Lindsey	4-0	10	2.5	1-4	.250	1-2	.500	0-0	.000	0	0	0	0.0	0	0	0	0	0	0	3	0.8	
04	Carter Higginbottom	5-0	5	1.0	0-1	.000	0-0	.000	0-0	.000	0	0	0	0.0	2	0	0	2	0	0	0	0.0	
13	Justin Taphorn	3-0	4	1.3	0-0	.000	0-0	.000	0-0	.000	0	0	0	0.0	0	0	0	0	0	0	0	0.0	
Team											22	22	44	2									
Total.....		13	2600		335-789	.425	92-288	.319	183-248	.738	141	338	479	36.8	208	1	155	108	33	69	945	72.7	
Opponents.....		13	2600		325-749	.434	82-251	.327	125-188	.665	108	340	448	34.5	256	9	131	149	52	58	857	65.9	

## TEAM STATISTICS

	WIS	OPP
SCORING	945	857
Points per game	72.7	65.9
Scoring margin	+6.8	-
FIELD GOALS-ATT	335-789	325-749
Field goal pct	.425	.434
3 POINT FG-ATT	92-288	82-251
3-point FG pct	.319	.327
3-pt FG made per game	7.1	6.3
FREE THROWS-ATT	183-248	125-188
Free throw pct	.738	.665
F-Throws made per game	14.1	9.6
REBOUNDS	479	448
Rebounds per game	36.8	34.5
Rebounding margin	+2.4	-
ASSISTS	155	131
Assists per game	11.9	10.1
TURNOVERS	108	149
Turnovers per game	8.3	11.5
Turnover margin	+3.2	-
Assist/turnover ratio	1.4	0.9
STEALS	69	58
Steals per game	5.3	4.5
BLOCKS	33	52
Blocks per game	2.5	4.0
ATTENDANCE	212214	0
Home games-Avg/Game	13-16324	0-0
Neutral site-Avg/Game	-	0-0

## Score by Periods

	1st	2nd	Totals
Wisconsin	433	512	945
Opponents	393	464	857

Date	Opponent		Score	Att.
11/09/21	ST. FRANCIS BROOKLYN	W	81-58	15735
11/12/21	GREEN BAY	W	72-34	16005
11/15/21	PROVIDENCE	L	58-63	15773
12/04/21	MARQUETTE	W	89-76	17287
* 12/08/21	INDIANA	W	64-59	16013
12/15/21	NICHOLLS ST.	W	71-68	15752
12/29/21	ILLINOIS ST.	W	89-85	15718
* 01/06/22	IOWA	W	87-78	15212
* 01/13/22	OHIO ST.	W	78-68	15571
* 01/21/22	MICHIGAN ST.	L	74-86	17287
* 01/30/22	MINNESOTA	W	66-60	17287
* 02/05/22	PENN ST.	W	51-49	17287
* 02/12/22	RUTGERS	L	65-73	17287

\* = Conference game

# ROAD/NEUTRAL STATISTICS

Updated Through February 8, 2022

RECORD:	OVERALL	HOME	AWAY	NEUTRAL
ALL GAMES	10-2	0-0	7-2	3-0
CONFERENCE	6-2	0-0	6-2	0-0
NON-CONFERENCE	4-0	0-0	1-0	3-0

##	Player	gp-gs	min	avg	Total		3-Point		F-Throw		Rebounds				pf	dq	a	to	blk	stl	pts	avg
					fg-fga	fg%	3fg-fga	3fg%	ft-fa	ft%	off	def	tot	avg								
01	Johnny Davis	12-12	435	36.2	96-199	.482	20-52	.385	71-91	.780	19	85	104	8.7	18	0	26	30	7	21	283	23.6
34	Brad Davison	12-12	417	34.8	48-136	.353	29-86	.337	43-48	.896	3	49	52	4.3	26	0	25	10	0	7	168	14.0
05	Tyler Wahl	12-12	350	29.2	49-103	.476	1-14	.071	20-28	.714	11	52	63	5.3	36	1	16	17	10	9	119	9.9
23	Chucky Hepburn	12-12	378	31.5	33-84	.393	13-43	.302	10-15	.667	4	25	29	2.4	22	0	25	13	2	11	89	7.4
22	Steven Crowl	12-12	310	25.8	32-75	.427	7-30	.233	12-14	.857	12	31	43	3.6	43	1	12	15	2	3	83	6.9
11	Lorne Bowman II	11-0	101	9.2	10-25	.400	4-9	.444	4-9	.444	1	10	11	1.0	9	0	7	4	0	2	28	2.5
33	Chris Vogt	12-0	148	12.3	10-25	.400	0-0	.000	5-11	.455	17	18	35	2.9	36	1	6	6	12	3	25	2.1
20	Ben Carlson	12-0	95	7.9	8-21	.381	0-6	.000	1-5	.200	8	11	19	1.6	5	0	2	4	0	0	17	1.4
02	Jordan Davis	9-0	55	6.1	3-10	.300	2-6	.333	0-1	.000	3	9	12	1.3	7	0	1	2	2	3	8	0.9
14	Carter Gilmore	9-0	73	8.1	2-7	.286	0-4	.000	3-4	.750	3	3	6	0.7	9	0	5	1	1	1	7	0.8
00	Jahcobi Neath	7-0	34	4.9	1-7	.143	0-2	.000	1-2	.500	2	3	5	0.7	1	0	1	2	0	1	3	0.4
35	Markus Ilver	1-0	3	3.0	0-1	.000	0-1	.000	0-0	.000	0	0	0	0.0	0	0	0	0	0	0	0	0.0
10	Isaac Lindsey	1-0	1	1.0	0-0	.000	0-0	.000	0-0	.000	0	0	0	0.0	0	0	0	0	0	0	0	0.0
Team											14	13	27					2				
Total.....		12	2400		292-693	.421	76-253	.300	170-228	.746	97	309	406	33.8	212	3	126	106	36	61	830	69.2
Opponents.....		12	2400		296-677	.437	79-230	.343	134-192	.698	98	330	428	35.7	220	2	160	144	33	56	805	67.1

## TEAM STATISTICS

	WIS	OPP
SCORING	830	805
Points per game	69.2	67.1
Scoring margin	+2.1	-
FIELD GOALS-ATT	292-693	296-677
Field goal pct	.421	.437
3 POINT FG-ATT	76-253	79-230
3-point FG pct	.300	.343
3-pt FG made per game	6.3	6.6
FREE THROWS-ATT	170-228	134-192
Free throw pct	.746	.698
F-Throws made per game	14.2	11.2
REBOUNDS	406	428
Rebounds per game	33.8	35.7
Rebounding margin	-1.8	-
ASSISTS	126	160
Assists per game	10.5	13.3
TURNOVERS	106	144
Turnovers per game	8.8	12.0
Turnover margin	+3.2	-
Assist/turnover ratio	1.2	1.1
STEALS	61	56
Steals per game	5.1	4.7
BLOCKS	36	33
Blocks per game	3.0	2.8
ATTENDANCE	0	116242
Home games-Avg/Game	0-0	9-12593
Neutral site-Avg/Game	-	3-967

Date	Opponent		Score	Att.
11/22/21	vs Texas A&M	w	69-58	0
11/23/21	vs Houston	w	65-63	0
11/24/21	vs Saint Mary's (CA)	w	61-55	2901
12/01/21	at Georgia Tech	w	70-66	6302
* 12/11/21	at Ohio St.	L	55-73	13856
* 01/03/22	at Purdue	w	74-69	14804
* 01/09/22	at Maryland	w	70-69	10864
* 01/18/22	at Northwestern	w	82-76	5251
* 01/27/22	at Nebraska	w	73-65	15385
* 02/02/22	at Illinois	L	67-80	14860
* 02/08/22	at Michigan St.	w	70-62	14797
* 02/15/22	at Indiana	w	74-69	17222

\* = Conference game

Score by Periods	1st	2nd	Totals
Wisconsin	402	428	830
Opponents	362	443	805

# GAME-BY-GAME STATISTICS

## WISCONSIN

Opponent	Date	Score		Total		3-Pointers		Free throws		Rebounds											
				fg-fga	pct	3fg-fga	pct	ft-fa	pct	off	def	tot	avg	pf	a	t/o	blk	stl	pts	avg	
ST. FRANCIS BROOKLYN	11/09/21	81-58	W	29-66	.439	10-22	.455	13-18	.722	15	33	48	48.0	10	12	12	4	6	81	81.0	
GREEN BAY	11/12/21	72-34	W	24-64	.375	5-21	.238	19-21	.905	18	32	50	49.0	18	9	7	6	10	72	76.5	
PROVIDENCE	11/15/21	58-63	L	20-61	.328	5-27	.185	13-17	.765	11	24	35	44.3	19	5	7	4	4	58	70.3	
vs Texas A&M	11/22/21	69-58	W	23-58	.397	8-26	.308	15-17	.882	11	25	36	42.2	13	10	11	3	7	69	70.0	
vs Houston	11/23/21	65-63	W	23-49	.469	7-24	.292	12-15	.800	2	26	28	39.4	19	11	9	3	7	65	69.0	
vs Saint Mary's (CA)	11/24/21	61-55	W	21-56	.375	3-12	.250	16-18	.889	12	22	34	38.5	19	4	8	4	3	61	67.7	
at Georgia Tech	12/01/21	70-66	W	23-54	.426	9-24	.375	15-22	.682	8	20	28	37.0	18	13	8	5	4	70	68.0	
MARQUETTE	12/04/21	89-76	W	31-61	.508	10-24	.417	17-23	.739	7	28	35	36.8	15	14	11	3	5	89	70.6	
INDIANA	12/08/21	64-59	W	22-62	.355	5-23	.217	15-18	.833	11	30	41	37.2	15	12	4	6	4	64	69.9	
at Ohio St.	12/11/21	55-73	L	22-65	.338	6-26	.231	5-9	.556	5	23	28	36.3	19	7	8	5	7	55	68.4	
NICHOLLS ST.	12/15/21	71-68	W	24-55	.436	6-21	.286	17-27	.630	10	23	33	36.0	14	10	8	2	6	71	68.6	
ILLINOIS ST.	12/29/21	89-85	W	28-67	.418	8-22	.364	25-32	.781	19	25	44	36.7	19	16	6	2	3	89	70.3	
at Purdue	01/03/22	74-69	W	27-60	.450	6-24	.250	14-19	.737	9	25	34	36.5	22	13	7	2	5	74	70.6	
IOWA	01/06/22	87-78	W	33-66	.500	5-17	.294	16-23	.696	15	28	43	36.9	20	15	8	1	6	87	71.8	
at Maryland	01/09/22	70-69	W	25-56	.446	5-20	.250	15-18	.833	5	24	29	36.4	19	11	8	5	4	70	71.7	
OHIO ST.	01/13/22	78-68	W	27-58	.466	10-23	.435	14-20	.700	7	26	33	36.2	14	16	9	0	6	78	72.1	
at Northwestern	01/18/22	82-76	W	28-54	.519	9-17	.529	17-26	.654	7	29	36	36.2	13	17	11	2	4	82	72.6	
MICHIGAN ST.	01/21/22	74-86	L	26-61	.426	12-29	.414	10-11	.909	7	13	20	35.3	18	15	10	1	5	74	72.7	
at Nebraska	01/27/22	73-65	W	25-68	.368	10-22	.455	13-18	.722	13	34	47	35.9	18	12	10	2	7	73	72.7	
MINNESOTA	01/30/22	66-60	W	24-57	.421	6-19	.316	12-15	.800	7	25	32	35.7	15	8	7	0	3	66	72.4	
at Illinois	02/02/22	67-80	L	26-68	.382	3-24	.125	12-15	.800	12	26	38	35.8	19	8	6	0	3	67	72.1	
PENN ST.	02/05/22	51-49	W	21-56	.375	6-21	.286	3-6	.500	6	31	37	35.9	13	10	8	4	3	51	71.2	
at Michigan St.	02/08/22	70-62	W	25-53	.472	6-18	.333	14-22	.636	6	26	32	35.7	17	12	7	3	6	70	71.1	
RUTGERS	02/12/22	65-73	L	26-55	.473	4-19	.211	9-17	.529	8	20	28	35.4	18	13	11	0	8	65	70.9	
at Indiana	02/15/22	74-69	W	24-52	.462	4-16	.250	22-29	.759	7	29	36	35.4	16	8	13	2	4	74	71.0	
Wisconsin		1775		627-1482	.423	168-541	.311	353-476	.742	238	647	885	35.4	420	281	214	69	130	1775	71.0	
Opponents		1662		621-1426	.435	161-481	.335	259-380	.682	206	670	876	35.0	476	291	293	85	114	1662	66.5	

Games played: 25  
Points/game: 71.0  
FG Pct: 42.3  
3FG Pct: 31.1  
FT Pct: 74.2

Rebounds/game: 35.4  
Assists/game: 11.2  
Turnovers/game: 8.6  
Assist/turnover ratio: 1.3  
Steals/game: 5.2  
Blocks/game: 2.8



# GAME-BY-GAME STATISTICS

## OPPONENT

Opponent	Date	Score		Total		3-Pointers		Free throws		Rebounds											
				fg-fga	pct	3fg-fga	pct	ft-fa	pct	off	def	tot	avg	pf	a	t/o	blk	stl	pts	avg	
ST. FRANCIS BROOKLYN	11/09/21	81-58	W	25-63	.397	5-21	.238	3-4	.750	6	25	31	31.0	15	5	12	4	8	58	58.0	
GREEN BAY	11/12/21	72-34	W	12-51	.235	3-16	.188	7-15	.467	9	22	31	31.0	20	6	13	4	3	34	46.0	
PROVIDENCE	11/15/21	58-63	L	22-54	.407	8-22	.364	11-19	.579	12	32	44	35.3	18	11	15	6	3	63	51.7	
vs Texas A&M	11/22/21	69-58	W	19-49	.388	10-26	.385	10-14	.714	5	24	29	33.8	18	11	16	3	7	58	53.2	
vs Houston	11/23/21	65-63	W	23-54	.426	9-23	.391	8-15	.533	10	26	36	34.2	18	10	12	2	7	63	55.2	
vs Saint Mary's (CA)	11/24/21	61-55	W	21-50	.420	4-15	.267	9-12	.750	9	24	33	34.0	21	9	16	5	3	55	55.2	
at Georgia Tech	12/01/21	70-66	W	22-53	.415	6-16	.375	16-20	.800	10	26	36	34.3	20	7	10	3	5	66	56.7	
MARQUETTE	12/04/21	89-76	W	27-61	.443	9-26	.346	13-18	.722	7	25	32	34.0	20	13	13	3	4	76	59.1	
INDIANA	12/08/21	64-59	W	24-62	.387	5-13	.385	6-13	.462	14	30	44	35.1	19	14	9	4	2	59	59.1	
at Ohio St.	12/11/21	55-73	L	29-58	.500	6-19	.316	9-13	.692	8	41	49	36.5	14	15	14	4	4	73	60.5	
NICHOLLS ST.	12/15/21	71-68	W	30-62	.484	5-19	.263	3-8	.375	10	26	36	36.5	24	7	12	5	3	68	61.2	
ILLINOIS ST.	12/29/21	89-85	W	30-61	.492	9-23	.391	16-22	.727	10	26	36	36.4	28	13	9	4	4	85	63.2	
at Purdue	01/03/22	74-69	W	23-56	.411	8-20	.400	15-24	.625	13	27	40	36.7	17	19	12	0	2	69	63.6	
IOWA	01/06/22	87-78	W	30-61	.492	7-20	.350	11-19	.579	6	20	26	35.9	22	19	8	7	4	78	64.6	
at Maryland	01/09/22	70-69	W	25-55	.455	7-17	.412	12-15	.800	5	28	33	35.7	19	10	12	3	4	69	64.9	
OHIO ST.	01/13/22	78-68	W	30-60	.500	3-19	.158	5-10	.500	7	26	33	35.6	20	7	11	3	2	68	65.1	
at Northwestern	01/18/22	82-76	W	33-71	.465	7-20	.350	3-8	.375	12	23	35	35.5	18	19	8	4	6	76	65.8	
MICHIGAN ST.	01/21/22	74-86	L	29-55	.527	6-12	.500	22-28	.786	11	28	39	35.7	19	14	13	4	4	86	66.9	
at Nebraska	01/27/22	73-65	W	22-55	.400	7-20	.350	14-17	.824	2	32	34	35.6	16	10	13	2	5	65	66.8	
MINNESOTA	01/30/22	66-60	W	23-53	.434	6-18	.333	8-9	.889	4	26	30	35.3	17	4	11	2	4	60	66.4	
at Illinois	02/02/22	67-80	L	32-62	.516	7-22	.318	9-18	.500	8	28	36	35.4	14	21	7	2	5	80	67.1	
PENN ST.	02/05/22	51-49	W	18-57	.316	9-30	.300	4-5	.800	8	29	37	35.5	14	7	10	3	7	49	66.3	
at Michigan St.	02/08/22	70-62	W	22-53	.415	3-14	.214	15-18	.833	7	26	33	35.3	20	15	12	1	5	62	66.1	
RUTGERS	02/12/22	65-73	L	25-49	.510	7-12	.583	16-18	.889	4	25	29	35.1	20	11	13	3	10	73	66.4	
at Indiana	02/15/22	74-69	W	25-61	.410	5-18	.278	14-18	.778	9	25	34	35.0	25	14	12	4	3	69	66.5	
Opponents		1662		621-1426	.435	161-481	.335	259-380	.682	206	670	876	35.0	476	291	293	85	114	1662	66.5	
Wisconsin		1775		627-1482	.423	168-541	.311	353-476	.742	238	647	885	35.4	420	281	214	69	130	1775	71.0	

Games played: 25  
Points/game: 66.5  
FG Pct: 43.5  
3FG Pct: 33.5  
FT Pct: 68.2

Rebounds/game: 35.0  
Assists/game: 11.6  
Turnovers/game: 11.7  
Assist/turnover ratio: 1.0  
Steals/game: 4.6  
Blocks/game: 3.4





## GAME 9: #22 WISCONSIN 64, INDIANA 59

Dec. 8, 2021 • Madison, Wis. • Kohl Center



Official Basketball Box Score - Final  
Indiana at Wisconsin  
12/08/21 Kohl Center, Madison  
2021-22 Men's Basketball

Game Time: 6:00 PM  
Game Duration: 2:03  
Attendance: 16,013

Officials: D.J. Garstensen, Courtney Green, Rob Kunneman

Indiana - 59

Record: 7-2 (1-1)

NO.	Name	Min	FG	3P	FT	Rebounds	Fouls	TP	AS	TO	ST	Blocks	BS	BA	+/
12	Miller Kopp	F 28:37	3-6	1-1	0-0	0	1	1	2	0	7	0	1	0	1
23	Trayce Jackson-Davis	F 30:39	4-10	0-0	1-2	3	6	1	3	9	1	0	0	1	-11
25	Race Thompson	F 29:45	6-11	0-1	0-0	4	5	9	3	1	12	1	0	1	-13
0	Xavier Johnson	G 27:11	4-16	0-1	2-6	1	6	7	4	6	10	7	3	0	-1
45	Parker Stewart	G 26:03	3-7	3-5	0-0	1	3	4	4	0	9	1	0	1	-11
22	Jordan Geronimo	10:02	0-2	0-1	3-4	2	3	5	1	2	3	1	1	0	2
53	Tamar Bates	16:53	1-3	1-2	0-0	0	2	2	1	0	3	1	2	0	0
2	Michael Durr	09:21	2-3	0-0	0-0	0	1	1	0	0	4	0	1	0	0
1	Rob Phinisee	12:49	1-4	0-2	0-1	1	3	4	1	3	2	2	1	0	-4
3	Anthony Leal	08:40	0-0	0-0	0-0	0	0	0	2	0	0	0	0	1	-9
Team						2	3	5			0				
Totals			24-62	5-13	6-13	14	30	44	19	15	59	14	9	2	4

Technical Fouls: NONE

Wisconsin - 64

Record: 8-1 (1-0)

NO.	Name	Min	FG	3P	FT	Rebounds	Fouls	TP	AS	TO	ST	Blocks	BS	BA	+/
5	Tyler Wahl	F 27:27	2-7	0-1	3-4	3	9	12	2	2	7	3	0	1	3
22	Steven Crowl	F 19:04	2-6	1-2	0-0	0	0	0	4	0	5	3	0	1	0
1	Johnny Davis	G 36:45	8-17	1-3	6-7	1	8	9	1	8	23	1	3	0	1
23	Chucky Hepburn	G 25:33	0-4	0-3	4-4	0	2	2	4	2	4	1	0	2	0
34	Brad Davison	G 33:55	3-12	2-7	0-0	0	4	4	1	2	8	3	1	1	0
14	Carter Gilmore	04:01	1-2	0-1	0-0	0	0	0	0	0	2	0	0	0	-6
33	Chris Vogt	20:56	4-6	0-0	1-1	4	2	6	2	2	9	1	0	1	0
2	Jordan Davis	12:17	1-4	1-4	0-0	0	1	1	0	1	3	0	0	0	-4
20	Ben Carlson	20:02	1-4	0-2	1-2	2	2	4	1	2	3	0	0	0	0
Team						1	2	3			0				
Totals			22-62	5-23	15-18	11	30	41	15	19	64	12	4	4	5

Technical Fouls: NONE

	IU	UW
Biggest lead	22 (1 <sup>st</sup> 1:17)	5 (1 <sup>st</sup> 17:38)
Best Scoring Run	12 (1 <sup>st</sup> 8:44)	11 (2 <sup>nd</sup> 0:13)
Lead Changes	2	
Times Tied	2	
Time with Lead	34:26	03:01

Points from	Turnovers	7	15
Paint	30	22	
Second Chance	16	11	
Fast Breaks	14	6	
Bench	12	17	

Period by Period Scoring	1st	2nd	TOT
IU	42	17	59
UW	25	39	64

**NOTES:** Wisconsin overcame a 22-pt deficit, trailing 42-20 in the 1H, matching the largest comeback in program history...the Badgers limited Indiana to just 17 2H points. IU shot just 22.6% FG in the 2H (0-5 3FG)...UW allowed 3pts the final 8:59 of the game, including 0 points the final 3:00...**Johnny Davis** led UW with 23 pts, his 5th game with at 20+ pts this season...Davis also grabbed 9 reb, matching his career high....**Tyler Wahl** grabbed a season-high 12 reb, plus 7 pts, 3 ast, 3 blk and 1 stl...**Chris Vogt** posted season highs with 9 pts and 6 reb...**Brad Davison** finished with 8 pts, 4 reb and 3 ast.

## GAME 10: #21 OHIO STATE 73, #22 WISCONSIN 55

Dec. 11, 2021 • Columbus, Ohio • Value City Arena



Official Basketball Box Score - Final  
Wisconsin at Ohio State  
12/11/21 Value City Arena, Columbus, Ohio  
Ohio State vs. Wisconsin

Game Time: 12:00 PM  
Game Duration: 1:52  
Attendance: 13,866

Officials: Rob Riley, Donnie Epley, Bill Ek

Wisconsin - 55

Record: 8-2 (1-1)

NO.	Name	Min	FG	3P	FT	Rebounds	Fouls	TP	AS	TO	ST	Blocks	BS	BA	+/
5	Tyler Wahl	F 23:04	1-7	0-3	1-1	0	1	1	3	2	3	2	2	1	0
22	Steven Crowl	F 22:38	0-3	0-2	0-0	1	1	2	3	0	0	0	3	0	-15
1	Johnny Davis	G 36:12	11-22	2-7	0-0	1	6	7	4	3	24	3	1	3	-19
23	Chucky Hepburn	G 32:55	2-8	1-5	0-0	0	3	3	1	0	5	1	1	1	-13
34	Brad Davison	G 27:40	4-12	3-6	2-2	0	5	5	3	2	13	0	1	0	-13
20	Ben Carlson	13:36	0-3	0-2	1-2	0	2	2	1	2	1	0	0	0	-17
33	Chris Vogt	17:22	3-6	0-0	1-3	0	2	2	4	3	7	0	0	1	3
2	Jordan Davis	15:46	1-2	0-0	0-1	1	1	2	0	1	2	0	0	1	-7
0	Jahcobi Neath	05:54	0-1	0-0	0-0	0	1	1	0	1	0	1	0	0	-2
35	Markus Iler	02:53	0-1	0-1	0-0	0	0	0	0	0	0	0	0	0	-3
Team						2	1	3			0				
Totals			22-65	6-26	5-9	5	23	28	19	14	55	7	8	7	4

Technical Fouls: NONE

Ohio State - 73

Record: 8-2 (2-0)

NO.	Name	Min	FG	3P	FT	Rebounds	Fouls	TP	AS	TO	ST	Blocks	BS	BA	+/
10	Justin Ahrens	F 26:40	1-4	1-4	2-2	0	4	4	2	1	5	1	0	0	0
23	Zed Key	F 22:45	5-7	0-0	1-3	1	8	9	1	5	11	2	0	1	1
32	E.J. Liddell	F 30:56	11-16	1-3	5-7	4	5	9	1	7	28	4	2	1	2
22	Malaki Branham	G 13:54	0-2	0-0	0-0	2	2	1	0	0	0	4	0	0	-6
55	Jamari Wheeler	G 30:08	4-9	1-4	0-0	0	5	5	1	2	9	5	2	1	0
0	Mechie Johnson Jr.	19:01	3-8	2-3	0-0	0	2	2	0	0	8	2	1	1	1
25	Kyle Young	23:18	2-6	0-2	1-1	1	13	14	1	3	5	0	1	1	0
50	Joey Brunk	02:21	0-0	0-0	0-0	0	0	0	0	0	0	0	0	0	-3
2	Cedric Russell	18:52	3-6	1-3	0-0	0	1	1	2	0	7	1	4	0	1
33	Eugene Brown III	10:45	0-0	0-0	0-0	1	0	1	4	1	0	0	0	0	-1
1	Jimmy Sotos	00:40	0-0	0-0	0-0	0	0	0	0	0	0	0	0	0	-4
42	Harrison Hooklin	00:40	0-0	0-0	0-0	0	0	0	1	0	0	0	0	0	-4
Team						1	1	2			0				
Totals			29-58	6-19	9-13	8	41	49	14	19	73	15	14	4	5

Technical Fouls: NONE

Biggest lead	8 (1 <sup>st</sup> 11:47)	23 (2 <sup>nd</sup> 0:40)
Best Scoring Run	8 (1 <sup>st</sup> 15:32)	12 (1 <sup>st</sup> 6:37)
Lead Changes	2	
Times Tied	2	
Time with Lead	07:06	30:19

Points from	Turnovers	11	9
Paint	24	32	
Second Chance	2	11	
Fast Breaks	8	14	
Bench	10	20	

Period by Period Scoring	1st	2nd	TOT
WIS	29	26	55
OSU	34	39	73

## GAME 12: WISCONSIN 89, ILLINOIS STATE 85

Dec. 29, 2021 • Madison, Wis. • Kohl Center



Official Basketball Box Score - Final  
Nicholls St. at Wisconsin  
12/15/21 Kohl Center, Madison, WI  
2021-22 Men's Basketball

Game Time: 7:01 PM  
Game Duration: 2:06  
Attendance: 15,752

Officials: Steve Munkins, Donnie Epley, Brooks Wells

Nicholls St. - 68

Record: 7-4

NO.	Name	Min	FG	3P	FT	Rebounds	Fouls	TP	AS	TO	ST	Blocks	BS	BA	+/
1	Emmanuel Little	F 23:29	1-3	0-1	0-0	1	2	3	4	2	2	0	1	0	-4
35	Ryghie Lyons	C 19:40	2-7	0-1	0-0	1	1	2	5	0	4	2	1	0	3
0	Ty Gordon	G 29:42	10-25	4-11	2-2	0	2	2	4	2	26	2	1	0	-5
5	Pierce Spencer	G 33:55	1-3	1-2	0-0	2	5	7	3	0	3	0	1	0	0
14	Devante Carter	G 32:30	7-12	0-2	1-4	0	4	4	3	6	15	2	1	1	0
13	Mikhi Collins	07:54	1-1	0-0	0-0	0	0	0	3	0	2	0	0	0	-2
22	Manny Little	28:29	3-4	0-1	0-2	5	10	15	2	3	6	1	5	1	0
11	Latrell Jones	12:24	2-2	0-0	0-0	1	1	2	0	0	4	0	1	1	0
4	Caleb Huffman	11:57	3-5	0-1	0-0	1	1	0	1	6	0	1	0	0	-4
Team						0	0	0			0				
Totals			30-62	5-19	3-8	10	26	36	24	14	68	7	12	3	5

Technical Fouls: NONE

Wisconsin - 71

Record: 9-2

NO.	Name	Min	FG	3P	FT	Rebounds	Fouls	TP	AS	TO	ST	Blocks	BS	BA	+/	
						OR	DR	TOT	PF	FD						
5	Tyler Wahl	F 31:25	4-8	0-2	4-6	0	4	4	2	12	2	3	1	0	0	
22	Steven Crowl	F 14:15	2-6	0-2	1-2	0	1	3	4	0	2	5	1	1	2	
0	Jahcobi Neath	G 26:44	3-6	1-1	2-2	2	5	7	3	1	9	2	1	1	1	
23	Chucky Hepburn	G 32:17	3-8	0-3	3-4	0	0	0	1	4	9	1	2	2	0	
34	Brad Davison	G 35:02	5-12	4-9	0-0	0	1	1	5	4	19	2	1	1	0	
11	Lorne Bowman II	13:37	1-2	1-2	1-3	0	3	3	0	2	4	0	1	0	0	
20	Ben Carlson	09:30	2-5	0-1	0-0	2	2	4	0	1	4	0	0	0	1	
33	Chris Vogt	25:25	4-7	0-0	1-3	4	3	7	2	5	9	1	0	1	0	
2	Jordan Davis	07:19	0-1	0-1	0-0	1	1	2	0	0	0	1	0	0	-2	
14	Carter Gilmore	04:19	0-0	0-0	0-1	0	0	0	1	1	0	0	0	0	-6	
Team						0	1	1			0					
Totals			24-55	6-21	17-27	10	23	33	14	24	71	10	8	6	2	6



## GAME 13: #23 WISCONSIN 74, #3 PURDUE 69

Jan. 3, 2022 • West Lafayette, Ind. • Mackey Arena



Official Basketball Box Score - Final  
**Wisconsin at Purdue**  
 01/03/22 Mackey Arena, West Lafayette  
 2021-22 Men's Basketball

Game Time: 7:00 PM  
 Game Duration: 2:26  
 Attendance: 14,804

Officials: Larry Scroto, Don Daly, Donnie Epley

Wisconsin - 74													Record: 11-2 (2-1)												
NO. Name	Min	FG	3P	FT	Rebounds	Fouls	TP	AS	TO	ST	Blocks	+/-	Shooting By Period												
5 Tyler Wahl	F 21:12	3-4	0-1	0-0	1 3 4	5 0	6	1	1	1	0 0 0	3	1 <sup>st</sup> FG%	13-30	43.3%										
22 Steven Crowl	F 23:11	2-6	0-3	0-0	1 1 2	5 2	4	1	0	0	0 0 0	-7	3PT%	1-12	8.3%										
1 Johnny Davis	G 37:52	13-24	2-5	9-12	1 13 14	2 8	37	3	3	2	2 0 0	5	FT%	24	50%										
23 Chucky Hepburn	G 32:50	2-7	1-4	0-0	0 1 1	1 0 5	3	3	1	0	0 0 0	3	2 <sup>nd</sup> FG%	14-30	46.7%										
34 Brad Davison	G 38:09	5-11	3-6	2-2	0 3 3	1 3 15	3	0	0	0	0 0 2	2	3PT%	5-12	41.7%										
2 Jordan Davis	G 04:44	0-1	0-1	0-0	0 2 2	1 0 0	0	0	0	0 0 0	2	FT%	12-15	80%											
33 Chris Vogt	12:57	2-3	0-0	2-3	0 3 3	5 3 6	0	0	1	0 0 0	15	GM FG%	27-60	45.0%											
14 Carter Gilmore	18:48	0-3	0-3	0-0	2 0 2	1 0 0	0	1	1	0 0 0	2	3PT%	2-4	25.0%											
0 Jahcobi Neath	02:08	0-1	0-1	1-2	0 1 1	1 1 0	0	0	0	0 0 0	0	FT%	14-19	73.7%											
11 Lorne Bowman II	05:03	0-0	0-0	0-0	0 0 0	0 0 0	0	1	0	0 0 0	5	Dead Ball Rebounds: 21													
20 Ben Carlson	03:06	0-0	0-0	0-0	0 0 0	0 0 0	0	0	0	0 0 0	-5														
Team					1 1 2		0	0																	
Totals		27-60	6-24	14-19	9 25 34	22 17	74	13	7	5	2 0 5		Technical Fouls: NONE												

Technical Fouls: NONE

Purdue - 69													Record: 12-2 (1-2)												
NO. Name	Min	FG M-A	3P M-A	FT M-A	Rebounds OR DR TOT	Fouls PF FD	TP	AS	TO	ST	Blocks BS BA	+/-	<div>Shooting By Period</div> <div>1<sup>st</sup> FG: 7-22 31.8%</div> <div>3PT<sup>a</sup>: 4-11 36.4%</div> <div>FT: 6-10 60%</div> <div>2<sup>nd</sup> FG: 16-34 47.1%</div> <div>3PT<sup>a</sup>: 4-9 44.4%</div> <div>FT: 9-14 64.3%</div> <div>GM FG: 23-56 41.1%</div> <div>3PT<sup>a</sup>: 8-20 40%</div> <div>FT: 15-24 62.5%</div> <div>Dead Ball Rebounds: 3, 0</div>												
0 Mason Gillis	F 22:53	3-4	3-4	0-0	1 3 4	1 1 9	0	2	0	0	0	-1													
50 Trevion Williams	F 19:50	3-8	1-1	2-4	3 2 5	3 3 9	2	0	0	0	0	-2													
11 Isaiah Thompson	G 20:29	0-2	0-2	0-0	1 2 3	1 0 0	2	1	0	0	0	14													
23 Jaden Ivy	G 27:34	3-9	2-5	6-8	0 3 3	3 4 14	3	2	0	0	0	2													
55 Sasha Stefanovic	G 37:14	2-8	1-5	3-4	0 2 2	2 3 8	3	1	0	0	0	1													
2 Eric Hunter Jr.	19:31	1-4	0-1	0-0	0 1 1	0 1 2	2	2	0	0	0	-19													
15 Zach Eddy	20:11	10-17	0-0	4-8	5 5 10	3 8 24	2	4	0	0	0	-1													
3 Caleb Furst	06:18	0-0	0-0	0-0	0 0 0	0 0 0	0	0	0	0	0	-6													
25 Ethan Morton	19:57	1-2	1-1	0-0	0 6 6	4 1 3	4	0	2	0	0	-11													
5 Brandon Newman	06:03	0-2	0-1	0-0	0 0 0	0 1 0	1	0	0	0	0	-2													
Team					3 3 6																				
Totals		23-56	8-20	15-24	13 27 40	17 22 69	19	12	2 0 2	-5															

Technical Fouls: NONE

WIS		PUR		Points from		WIS		PUR		Period by Period Scoring		WIS		PUR	
Biggest lead	7 (1 <sup>st</sup> 2:07)	7 (2 <sup>nd</sup> 11:12)	Turnovers	12	10	1st	2nd	TOT		1st	2nd	TOT		1st	2nd
Best Scoring Run	7 (1 <sup>st</sup> 11:00)	8 (2 <sup>nd</sup> 13:53)	Paint	28	28	2nd	3rd	TOT		2nd	3rd	TOT		2nd	3rd
Lead Changes	17	17	Second Chance	12	12	3rd	4th	TOT		3rd	4th	TOT		3rd	4th
Times Tied	6	6	Fast Breaks	6	6	4th	5th	TOT		4th	5th	TOT		4th	5th
Time with Lead	20:49	15:19	Bench	7	29	5th	6th	TOT		5th	6th	TOT		5th	6th

**NOTES:** Wisconsin won at Mackey Arena for the 1st time since 2014 and just the 5th time in school history...the win marked UW's first-ever over a ranked Purdue team at Mackey Arena...UW tallied its 9th win over a top-10 foe under Greg Gard (including 4 such road wins)...**Johnny Davis** scored a career-high 37 points, the most by a Badger since Frank Kaminsky's school record 43 points on 11/19/13... it was the 3rd-highest road total by a Badger in school history, trailing Michael Finley (42pts, 1994) and Jordan Taylor (39, 2011)...per STATS, Davis is the first player to lead his team in pts, reb, ast, blk & stl in a road win over an AP top 5 team since Wake Forest's Tim Duncan did so in a win at No. 5 Maryland on Feb. 1, 1997.

## GAME 15: #23 WISCONSIN 70, MARYLAND 69

Jan. 9, 2022 • College Park, Md. • XFINITY Center



Official Basketball Box Score - Final  
**Wisconsin at Maryland**  
 01/09/22 XFINITY Center, College Park  
 2021-22 Men's Basketball

Game Time: 7:30 PM  
 Game Duration: 2:09  
 Attendance: 10,864

Officials: Rob Riley, Terry Oglesby, Steve McJunkins

Wisconsin - 70				Record: 13-2 (4-1)													
NO. Name	Min	FG	3P	FT	Rebounds	Fouls	TP	AS	TO	ST	Blocks	BS	BA	+/-	Shooting By Period		
5 Tyler Wahl	F 29:33	6-12	0-1	5-5	1 4 5	4 3 21	2	0	0	0	0	1	0	17	1st FG	13-26	50.0%
22 Steven Crowl	F 22:20	3-4	1-1	2-2	2 6 8	3 3 9	0	0	0	0	0	0	0	10	3PT%	4-11	36.4%
1 Johnny Davis	G 37:10	7-19	1-7	4-5	0 7 7	1 7 19	1	3	1	0	0	0	0	10	FT%	3-4	75%
23 Chucky Hepburn	G 32:13	1-5	1-3	0-0	0 3 3	0 3 3	2	1	1	0	0	0	0	-9	2nd FG	12-30	40.0%
34 Brad Davison	G 38:09	3-10	1-7	4-6	1 2 3	1 5 11	2	1	1	0	1	0	0	-7	3PT%	1-9	11.1%
33 Chris Vogt	17:12	1-2	0-0	0-0	0 1 1	3 1 2	2	0	0	0	0	0	0	-7	FT%	12-14	85.7%
11 Lorne Bowman II	07:47	0-1	0-0	0-0	0 1 1	1 0 0	2	1	1	0	0	0	0	10	GM FG%	25-56	44.6%
14 Carter Gilmore	08:42	1-2	0-0	0-0	0 0 0	2 0 2	0	0	0	0	0	0	0	-13	3PT%	5-20	25.0%
2 Jordan Davis	04:51	1-1	1-1	0-0	0 0 0	1 0 3	0	0	0	0	0	0	0	3	FT%	15-18	83.3%
20 Ben Carlson	02:13	0-0	0-0	0-0	0 0 0	0 0 0	0	0	0	0	0	0	0	-5	Dead Ball Rebounds: 1.0		
Team					1 0 1		0	1									
Totals		25-56	5-20	15-18	5 24 29	19 19 70	11	8	4	5	3	1					

Technical Fouls: NONE

Maryland - 69				Record: 8-7 (0-4)				Team Totals									
NO. Name	Min	FG M-A	3P M-A	FT M-A	Rebounds OR DR TOT	Fouls PF FD	TP	AS	TO	ST	Blocks BS BA	+/-					
24 Donta Scott	F 31:00	4-8	1-4	1-1	0 6 6	2 2 10	0	2	0	0	1	-8					
33 Qudus Wahab	C 19:04	1-5	0-0	2-2	0 4 4	0 4 4	1	1	0	0	1	8					
4 Fatts Russell	G 24:47	5-10	0-0	3-4	0 2 2	4 3 13	6	1	2	0	1	8					
5 Eric Ayala	G 30:07	6-16	4-8	3-3	1 4 5	4 2 19	1	1	0	0	2	-14					
13 Hakim Hart	G 31:27	4-6	0-2	3-4	0 1 1	1 2 11	2	1	0	0	0	0					
10 Julian Wright	03:19	0-0	0-0	0-0	0 1 1	3 1 0	0	1	0	0	0	3					
15 Simon Reese	23:55	1-3	0-1	0-1	0 4 4	2 4 2	0	0	1	0	2	-7					
11 Xavier Green	26:58	4-5	2-2	0-0	1 3 4	3 1 10	0	1	2	0	0	4					
23 Ian Martinez	09:13	0-2	0-0	0-0	0 2 2	0 0 0	0	0	1	0	0	1					
Team					3 1 4	0	0	2									
Totals		25-55	7-17	12-15	5 28 33	19 19 69	10	12	4	3	5	-1					
Dead Ball Rebounds: 4 0																	
<div>Shooting By Period</div> <div><div>1st FG% 9-28 32.1%</div><div>3PT% 2-7 28.6%</div><div>FT% 6-7 85.7%</div></div> <div><div>2nd FG% 16-27 59.3%</div><div>3PT% 5-10 50.0%</div><div>FT% 6-8 75%</div></div> <div><div>GM FG% 25-55 45.5%</div><div>3PT% 7-17 41.2%</div><div>FT% 12-15 80.0%</div></div>																	

## GAME 17: #8 WISCONSIN 82, NORTHWESTERN 76

Jan. 18, 2022 • Evanston, Ill. • Welsh-Ryan Arena



Official Basketball Box Score - Final  
Wisconsin at Northwestern  
01/18/22 Welsh-Ryan Arena, Evanston  
2021-22 Men's Basketball

Game Time: 8:00 PM  
Game Duration: 1:58  
Attendance: 5,551

Officials: Courtney Green, Rob Riley, Steve Muckinluk

Wisconsin - 82		Record: 15-2 (6-1)																		
NO.	Name	Min	FG	3P	FT	Rebounds	Fouls	TP	AS	TO	ST	Blocks	BS	BA	+	-	Shooting By Period			
5	Tyler Wahl	F 32:03	5-12	1-1	3-6	1	10	11	3	4	14	4	2	1	0	2	10	1 <sup>st</sup> FG	15-30	50.0%
22	Steven Crowl	F 22:40	3-4	0-1	4-4	1	2	3	3	2	10	2	4	0	0	0	10	3PT%	6-8	75.0%
1	Johnny Davis	G 37:56	8-15	4-5	7-10	1	7	8	0	5	27	2	3	3	0	1	5	2 <sup>nd</sup> FG	5-5	100%
23	Chucky Hepburn	G 34:45	6-10	2-3	0-3	1	0	1	1	3	14	1	0	0	0	0	8	2 <sup>nd</sup> FG	19-30	64.2%
34	Brad Davison	G 37:47	4-8	2-6	3-3	0	4	4	1	3	13	4	1	0	0	0	10	3PT%	3-9	33.3%
11	Lorne Bowman II	05:52	0-1	0-1	0-0	0	1	1	2	0	0	1	0	0	0	0	4	1 <sup>st</sup> FG	12-21	57.1%
33	Chris Vogt	17:06	2-4	0-0	0	0	3	1	4	3	1	4	0	0	1	2	1-5	GM FG	28-54	51.9%
20	Ben Carlson	01:21	0-0	0-0	0	0	0	0	0	0	0	0	0	0	0	0	4	3PT%	9-17	52.9%
0	Jahcobi Neath	02:04	0-0	0-0	0	0	0	0	0	0	0	0	0	0	0	0	1	3PT%	1-7	14.3%
14	Carter Gilmore	06:50	0-0	0-0	0	0	2	2	0	0	0	3	0	0	0	0	1	Dead Ball Rebounds: 5.0		
2	Jordan Davis	01:36	0-0	0-0	0	0	1	1	0	0	0	0	0	0	0	0	-2			
Team						0	1	1			0									
Totals			28:54	9-17	17-26	7	29	36	13	18	82	17	11	4	2	4	6			

Technical Fouls: NONE

Northwestern - 76			Record: 9-7 (2-5)																		
NO.	Name	Min	FG	3P	FT	Rebounds	Fouls	TP	AS	TO	ST	Blocks	BS	BA	+	-	Shooting By Period				
22	Pete Nance	F 30:56	5-10	0-3	0-0	1	5	6	0	1	10	5	1	0	0	0	4	1 <sup>st</sup> FG	16-34	47.1%	
31	Robbie Beran	F 20:47	1-3	0-1	0-1	4	5	3	0	2	0	0	1	2	0	-12	3PT%	3-11	27.3%		
0	Boo Bue	G 33:27	7-17	3-8	2-3	0	2	2	5	19	5	2	0	0	1	-4	FT%	0-0	0%		
1	Chase Audige	G 30:25	10-17	3-4	0-0	2	2	4	0	23	3	2	3	0	0	-7	2 <sup>nd</sup> FG	17-37	45.9%		
3	Ty Berry	G 10:59	0-4	0-2	0-0	0	0	0	2	1	0	1	0	0	0	-3	3PT%	4-9	44.4%		
5	Julian Roper II	27:11	3-6	1-1	0-0	3	2	5	2	0	7	1	1	1	1	-4	FT	3-8	37.5%		
15	Ryan Young	26:56	6-11	0-0	1-5	3	3	6	0	5	13	2	1	0	0	0	GM FG%	33-71	46.5%		
2	Ryan Greer	16:35	1-1	0-0	0	0	3	3	0	1	2	2	1	1	0	0	3PT%	7-9	35.0%		
14	Casey Simmons	01:23	0-2	0-1	0-0	0	0	0	0	0	0	0	0	0	0	1	FT	3-8	37.5%		
34	Matthew Nicholson	01:21	0-0	0-0	0-0	0	0	0	0	0	0	0	0	0	0	-3	Dead Ball Rebounds: 2				
Team						2	2	4			0										
Totals		33:71	7-20	3-8	12	23	35	18	13	76	19	8	6	4	2	-6					

Technical Fouls: NONE

Biggest lead		UW	NU	Points from		UW	NU	Period by Period Scoring		1st	2nd	TOT
10 (2 <sup>nd</sup> 18:26)		5 (1 <sup>st</sup> 17:18)	5 (1 <sup>st</sup> 17:18)	Turnovers		8	6			1st	2nd	TOT
Best Scoring Run		5 (1 <sup>st</sup> 10:53)	7 (1 <sup>st</sup> 17:18)	Paint		32	36			1st	2nd	TOT
Lead Changes		4		Second Chance		11	12			UW	41	82
Times Tied		5		Fast Breaks		5	0			NU	35	41
Time with Lead		28:46	06:49	Bench		4	22			NU	35	41

## GAME 18: #14 MICHIGAN STATE 86, #8 WISCONSIN 74

Jan. 21, 2022 • Madison, Wis. • Kohl Center



Official Basketball Box Score - Final  
Michigan St. at Wisconsin  
01/21/22 Kohl Center, Madison  
2021-22 Men's Basketball

Game Time: 8:00 PM  
Game Duration: 2:08  
Attendance: 17,287

Officials: D.J. Carstensen, Donnie Eppley, Lewis Garrison

Michigan St. - 86			Record: 15-3 (6-1)																		
NO.	Name	Min	FG	3P	FT	Rebounds	Fouls	TP	AS	TO	ST	Blocks	BS	BA	+	-	Shooting By Period				
10	Joey Hauser	F 24:18	1-5	1-3	4-6	1	10	11	2	3	7	2	2	0	0	0	6	1st FG%	17-29	58.6%	
30	Marcus Bingham Jr.	F 12:50	3-6	1-1	2-3	1	4	5	3	3	9	0	1	0	0	0	2	3PT%	4-7	57.1%	
44	Gabe Brown	F 25:58	1-7	0-3	1-1	2	2	4	1	0	3	0	2	0	1	0	17	FT%	4-5	80.0%	
2	Tyson Walker	G 19:29	4-7	0-1	4-4	0	0	0	1	2	12	3	2	0	0	0	-1	2nd FG%	12-26	46.2%	
5	Max Christie	G 33:39	5-7	2-2	0-0	2	1	3	1	0	12	0	0	0	0	0	7	3PT%	25	40.0%	
34	Julius Marble	13:11	3-4	0-0	0-0	0	4	1	5	1	6	0	2	0	0	0	5	FT%	18-23	78.3%	
11	A.J. Hoggard	25:25	2-4	0-0	8-10	4	4	3	6	12	8	1	1	1	0	7	GMFG%	29-55	52.7%		
25	Malik Hall	25:03	7-11	0-0	0-0	4	4	8	2	1	14	2	2	1	2	1	15	3PT%	6-12	50.0%	
3	Jaden Atkins	12:29	3-4	2-2	2-2	0	2	2	0	1	10	0	0	0	0	0	6	FT%	22-28	78.6%	
22	Mady Sissoko	04:38	0-0	0-0	1-2	1	0	1	1	1	1	0	0	0	0	0	-4	Dead Ball Poss.			
Team						0	0	0			0										
Totals		29:55	6-12	22-28	11	28	39	19	18	86	14	13	4	4	1	12					

Technical Fouls: NONE

Wisconsin - 74		Record: 15-3 (6-2)															
NO.	Name	Min	FG	3P	FT	Rebounds	Fouls	TP	AS	TO	ST	Blocks	BS	BA	+	-	
20	Ben Carlson	F 22:48	2-6	1-3	1-1	1	1	2	2	1	6	0	2	1	0	0	-8
22	Steven Crowl	F 30:42	4-8	1-3	0-0	2	2	4	2	6	9	1	1	0	0	0	-6
1	Johnny Davis	G 37:46	8-20	2-4	7-8	2	3	5	3	7	25	4	3	1	1	3	-8
23	Chucky Hepburn	G 31:12	2-6	1-3	0-0	2	2	3	2	3	5	3	2	2	1	0	-8
34	Brad Davison	G 35:50	8-12	6-10	0-0	0	2	2	3	1	22	3	2	1	0	0	-12
33	Chris Vogt	08:19	0-0	0-0	0-0	0	1	1	3	1	0	2	0	0	0	0	-3
14	Carter Gilmore	09:57	0-3	0-1	0-0	1	1	1	1	0	0	0	0	0	0	0	-1
11	Lorne Bowman II	11:50	1-3	0-2	2-2	0	0	0	0	2	1	4	2	0	0	0	-5
0	Jahcobi Neath	10:36	1-3	1-3	0-0	0	0	0	0	0	3	0	0	0	0	0	-7
2	Jordan Davis	01:00	0-0	0-0	0-0	0	0	0	0	0	0	0	0	0	0	0	-2
Team						2	1	3			0						
Totals		26:61	12-29	10-11	7	13	20	18	19	74	15	10	5	1	4	12	
<div>Shooting By Period</div> <div>1<sup>st</sup> FG% 9-33 27.3%</div> <div>3PT% 5-16 31.3%</div> <div>FT% 34 75%</div> <div>2<sup>nd</sup> FG% 17-28 60.7%</div> <div>3PT% 7-13 53.8%</div> <div>FT% 7-7 100%</div> <div>GMFG% 26-61 42.6%</div> <div>3PT% 12-29 41.4%</div> <div>FT% 10-11 90.9%</div> <div>Dead Ball Rebounds: 1.</div>																	

Technical Fouls: NONE

Biggest lead		MSU	UW	Points from		MSU	UW	Period by Period Scoring		1st	2nd	TOT
17 (1 <sup>st</sup> 4:16)		8 (1 <sup>st</sup> 17:43)	8 (1 <sup>st</sup> 17:43)	Turnovers		9	12			1st	2nd	TOT
Best Scoring Run		9 (1 <sup>st</sup> 6:28)	8 (1 <sup>st</sup> 17:43)	Paint		32	24			MSU	42	86
Lead Changes		1		Second Chance		12	8			UW	26	48
Times Tied		1		Fast Breaks		21	2			UW	26	48
Time with Lead		32:23	06:42	Bench		43	7			UW	26	48

## GAME 19: #11 WISCONSIN 73, NEBRASKA 65

Jan. 27, 2022 • Lincoln, Neb. • Pinnacle Bank Arena



Official Basketball Box Score - Final  
Wisconsin at Nebraska  
01/27/22 Pinnacle Bank Arena, Lincoln  
Nebraska vs. Wisconsin

Game Time: 4:01 PM  
Game Duration: 2:01  
Attendance: 15,385

Officials: Don Daly, Steve Horacki, Brian McNutt

Wisconsin - 73		Record: 16-3 (7-2)															
NO.	Name	Min	FG M/A	3P M/A	FT M/A	Rebounds OR DR TOT	Fouls F F	TP	AS	TO	ST	Blocks BS BA	+/-	Shooting By Period			
5	Tyler Wahl	F 22:17	1-5	0-0	2-2	1	9	10	3	1	4	1	3	0	0	1	11
22	Steven Crowl	F 23:25	4-10	2-5	2-2	2	0	2	4	1	12	1	1	0	0	0	-2
1	Johnny Davis	G 30:48	5-12	0-1	3-5	1	8	9	2	7	13	2	1	1	0	1	9
23	Chucky Hepburn	G 25:24	5-9	3-5	0-0	1	2	3	3	1	13	2	1	3	0	0	5
34	Brad Davison	G 34:31	6-14	5-8	4-5	0	7	7	3	4	21	4	2	3	0	0	11
20	Ben Carlson	21:56	3-7	0-1	0-0	4	1	5	0	0	6	0	0	0	0	0	4
11	Lorne Bowman II	13:11	1-4	0-1	2-4	0	1	1	1	2	4	0	1	0	0	0	1
33	Chris Vogt	15:11	0-4	0-0	0-0	2	3	5	2	0	0	1	1	0	1	0	13
0	Jahcobi Neath	02:21	0-1	0-0	0-0	0	0	0	0	0	0	0	0	0	0	0	1
2	Jordan Davis	09:08	0-2	0-1	0-0	1	1	2	0	0	0	1	0	0	1	0	-4
10	Isaac Lindsey	00:54	0-0	0-0	0-0	0	0	0	0	0	0	0	0	0	0	0	-5
14	Carter Gilmore	00:54	0-0	0-0	0-0	0	0	0	0	0	0	0	0	0	0	0	-4
Team						1	2	3			0						
Totals			25-68	10-22	13-18	13	34	47	18	16	73	12	10	7	2	2	8
																1st FG 9-34 34.2%	
																3PT% 1-14 64.3%	
																FT% 4-7 57.1%	
																2nd FG 12-30 40.0%	
																3PT% 1-8 12.5%	
																FT% 9-11 81.8%	
																GMFG% 25-68 36.8%	
																3PT% 10-22 45.5%	
																FT% 13-18 72.2%	
																Dead Ball Rebounds: 3-0	

## GAME 21: #18 ILLINOIS 80, #11 WISCONSIN 67

Feb. 2, 2022 • Champaign, Ill. • State Farm Center



Official Basketball Box Score - Final  
Wisconsin at Illinois  
02/02/22 State Farm Center, Champaign, Ill.  
2021-22 Men's Basketball

Game Time: 8:00 PM  
Game Duration: 1:56  
Attendance: 14,980

Officials: Kelly Pfeifer, Bo Boroski, Courtney Green

Wisconsin - 67			Record: 17-4 (8-3)																
NO.	Name	Min	FG	3P	FT	Rebounds	Fouls	TP	AS	TO	ST	Blocks	+/-	Shooting By Period					
			M-A	M-A	M-A	OR DR TOT	PF	FD				BS BA		1 <sup>st</sup>	FG%	15-36	41.7%		
5	Tyler Wahl	F 31:24	7-11	0-3	0-0	0 6 6	3 3	14	1	0	0	0	-12	3PT%	0-9	0.0%	FT%	8-9	
22	Steven Crowl	F 26:57	3-8	0-4	0-0	0 0 0	4 1	6	1	1	1	0	-17	FT%	8-9	88.9%			
1	Johnny Davis	G 36:41	5-19	1-5	11-14	6 9 15	1 7	22	2	2	0	0	-13	2 <sup>nd</sup>	FG%	11-32	34.4%		
23	Chucky Hepburn	G 27:38	3-9	1-4	0-0	1 1 2	2 0	7	2	3	1	0	-16	3PT%	3-15	20.0%	FT%	4-6	
34	Brad Davison	G 36:19	3-12	0-6	1-1	0 6 3	2 7	0	0	0	0	0	-17	FT%	4-6	66.7%			
33	Chris Vogt	G 12:58	1-2	0-0	0-0	2 1 3	4 0	2	1	0	1	0	1	GM FG%	26-68	38.2%			
11	Lorne Bowman II	14:50	3-4	1-1	0-0	1 2 3	0 1	7	1	1	0	0	1	3PT%	3-24	12.5%			
20	Ben Carlson	08:36	1-3	0-1	0-0	1 1 2	0 0	2	0	0	0	0	1	FT%	12-15	80.0%			
0	Jahcobi Neath	03:19	0-0	0-0	0-0	1 0 1	0 0	0	0	0	0	0	0	Dead Ball Rebounds: 2, 1					
2	Jordan Davis	01:13	0-0	0-0	0-0	0 0 0	2 0	0	0	0	0	0	0						
14	Carter Gilmore	00:05	0-0	0-0	0-0	0 0 0	0 0	0	0	0	0	0	0						
Team						0 0 0			0	0									
Totals			26:68	3-24	12-15	12	26	38	19	14	67	8	6	3	0	2	-13	Technical Fouls: NONE	

Technical Fouls: NONE

Illinois - 80													Record: 16-5 (9-2)												
NO.	Name	Min	FG	3P	FT	Rebounds	Fouls	TP	AS	TO	ST	Blocks	+/-	Shooting By Period											
			M-A	M-A	M-A	OR DR TOT	PF	FD				BS BA		1st	FG%	3PT%	FT%	2nd	FG%	3PT%	FT%	GM	FG%	3PT%	
3	Jacob Grandison	F 33:43	5-9	3-6	1-3	3 4 7	2 2	14	4	1	2	1	0	18	1st	FG%	19-34	55.9%	3PT%	4-8	50.0%	FT%	0-1	0%	
21	Kolli Cockburn	C 33:03	16-19	0-0	5-8	2 10 12	3 10	37	0	2	0	1	0	19	2nd	FG%	13-28	46.4%	3PT%	3-14	21.4%	FT%	9-17	52.9%	
1	Trent Frazier	G 33:17	3-10	1-5	0-0	1 2 3	3 0	7	7	1	1	0	0	12	3rd	FG%	32-62	51.6%	3PT%	7-22	31.8%	FT%	9-18	50.0%	
11	Alfonso Plummer	G 35:14	1-7	1-6	3-3	0 3 3	1 1	6	2	0	1	0	0	17	Dead Ball Rebounds: 4, 3										
20	DaMonte Williams	G 34:40	3-5	1-3	0-3	0 8 8	2 4	7	5	0	0	0	13												
4	Omar Payne	06:57	1-3	0-0	0-0	0 0 0	1 0	2	0	0	0	0	-6												
33	Coleman Hawkins	02:05	0-1	0-1	0-0	0 0 0	0 0	0	0	0	0	0	-3												
5	Andre Curbelo	11:29	3-7	1-1	0-0	0 0 0	1 2	7	2	2	1	0	-3												
10	Luke Goode	07:10	0-0	0-0	0-0	1 0 1	1 0	1	0	1	0	0	-5												
15	RJ Melendez	02:22	0-1	0-0	0-0	0 1 1	0 0	0	0	0	0	0	3												
Team						1 0 1																			
Totals		32:42	7-22	9-18	8 28 36	14 19	80	21	7	5	2	0	13												
													Technical Fouls: NONE												

Technical Fouls: NONE

WIS		ILL		Points from Turnovers		WIS		ILL		Period by Period Scoring		1st		2nd		TOT	
Biggest lead	5 (1 <sup>st</sup> 11:13)	16 (2 <sup>nd</sup> 0:49)		6	6												
Best Scoring Run	6 (1 <sup>st</sup> 15:19)	9 (2 <sup>nd</sup> 17:09)		40	42												
Lead Changes	6			14	14												
Times Tied	8			3	3												
Time with Lead	06:43	29:00		11	9												

## GAME 22: #11 WISCONSIN 51, PENN STATE 49

Feb. 5, 2022 • Madison, Wis. • Kohl Center



Official Basketball Box Score - Final  
Penn St. at Wisconsin  
02/05/22 Kohl Center, Madison, WI  
2021-22 Men's Basketball

Game Time: 5:00 PM  
Game Duration: 1:58  
Attendance: 17,287

Officials: Lamont Simpson, Rob Kuaneman, Brandon Cruz

Penn St. - 49										Record: 9-10 (4-7)									
NO.	Name	Min	FG M-A	3P M-A	FT M-A	Rebounds OR DR TOT	Fouls PF FD	TP	AS	TO	ST	Blocks BS BA	+/-	Shooting By Period					
1	Seth Lundy	F 29:38	2-9	2-7	0-0	1 3 4	3 0	6	0	2	1	1	0	-5	1 <sup>st</sup> FG%	5-30	16.7%		
21	John Harar	F 20:05	0-2	0-0	2-2	4 5 9	1 3	2	0	0	0	0	1	-9	3PT%	1-12	8.3%		
2	Myles Dread	G 22:56	2-8	0-6	0-0	1 2 3	2 1	4	1	2	3	0	0	4	FT%	2-3	66.7%		
22	Jalen Pickett	G 36:58	2-13	0-4	0-0	0 2 2	2 3	4	3	1	1	2	1	-7	2 <sup>nd</sup> FG%	13-27	48.1%		
23	Dallion Johnson	G 11:55	2-4	2-3	0-0	4 4 4	1 0	6	0	0	0	0	1	-2	3PT%	8-18	44.4%		
3	Sam Sessions	24:59	5-8	2-3	2-2	0 0 0	2 4	14	2	3	1	0	0	10	FT%	2-2	100%		
5	Greg Lee	25:43	3-6	2-4	0-0	0 9 9	2 0	8	1	0	1	0	0	2	GMFG%	18-57	31.6%		
14	Jalanni White	05:14	0-1	0-0	0-0	0 1 1	1 0	0	0	1	0	0	0	-5	3PT%	9-30	30.0%		
10	Jaheem Cornwall	22:32	2-5	1-3	0-1	0 1 1	0 2	5	0	1	0	0	0	2	FT%	4-5	80.0%		
														Dead Ball Rebounds: 1, 0					
Team						2 2 4													
Totals		18:57	9-30	4-5	8 29 37	14 13	49	7	10	7	3	4	-2						
														Technical Fouls: NONE					
Wisconsin - 51										Record: 18-4 (9-3)									

Technical Fouls: NONE

Wisconsin - 51			Record: 18-4 (9-3)																	
NO.	Name	Min	FG	3P	FT	Rebounds	Fouls	TP	AS	TO	ST	Blocks	BA	+/-	Shooting By Period					
			M-A	M-A	M-A	OR	DR	TOT	PF	FD		BS	BA		1st	FG%	8-31	25.8%		
5	Tyler Wahl	F 32:28	6-9	0-1	0-0	0	7	7	1	2	12	0	4	0	1	3PT%	1-10	10.0%		
22	Steven Crowl	F 25:28	5-8	3-5	0-0	0	4	4	2	0	13	5	0	1	1	FT%	1-4	25%		
1	Johnny Davis	G 35:03	2-13	0-2	0-0	0	9	9	2	3	4	3	1	1	2	3	2nd	FG%	13-25	52.0%
23	Chucky Hepburn	G 26:59	4-7	2-4	0-0	0	2	2	2	4	2	10	1	1	0	0	3PT%	5-11	45.5%	
34	Brad Davison	G 35:16	3-10	1-6	2-2	1	3	4	3	1	9	1	1	0	0	2	FT%	2-2	100%	
33	Chris Vogt	14:23	1-3	0-0	0-0	3	1	4	0	1	2	0	1	1	0	0	GMFG%	21-56	37.5%	
0	Jahcobi Neath	09:10	0-0	0-0	0-0	2	2	0	0	1	0	0	0	0	0	-7	3PT%	6-21	28.6%	
20	Ben Carlson	07:35	0-1	0-0	0-0	1	0	1	0	2	0	0	0	0	0	5	FT%	3-6	50.0%	
11	Lorne Bowman II	12:06	0-4	0-2	1-4	0	0	0	2	1	2	0	0	0	0	-7	Dead Ball Rebounds: 2, 0			
2	Jordan Davis	01:24	0-1	0-0	0-0	0	0	0	0	0	0	0	0	0	0	-1				
Team						1		0	1			0		0						
Totals			21-56		6-21	3-6	6	31	37	13	14	51	10	8	3	4	3	2		
Technical Fouls: NONE																				

# **GAME 25: #15 WISCONSIN 74, INDIANA 69** Feb. 15, 2022 • Bloomington, Ind. • Assembly Hall



Official Basketball Box Score - Final  
**Wisconsin at Indiana**  
02/15/22 Simon Skjott Assembly Hall, Bloomington, Ind.  
2021-22 Men's Basketball

Game Time: 9:00 PM  
Game Duration: 2:13  
Attendance: 17,222

Officials: D.J. Carstensen, Courtney Green, Lewis Garrison

## Wisconsin - 74

Record: 20-5 (11-4)

NO.	Name	Min	FG M-A	3P M-A	FT M-A	Rebounds OR DR TOT	Fouls PF FD	TP	AS	TO	ST	Blocks BS BA	+/-
5	Tyler Wahl	F 27:23	2-7	0-0	0-0	2 0 2	4 0	4	0	4	0	0 3	24
22	Steven Crowl	F 32:58	4-7	1-2	0-0	0 6 6	3 1	9	2	1	0	0 0	10
1	Johnny Davis	G 38:13	10-15	0-1	10-14	2 10 12	1 9	30	1	4	1	1 1	4
23	Chucky Hepburn	G 37:29	4-8	0-3	0-1	0 3 3	1 3	8	3	0	0	0 0	7
34	Brad Davison	G 35:42	4-11	3-8	10-10	0 7 7	2 9	21	2	1	2	0 0	10
11	Lorne Bowman II	02:31	0-1	0-0	0-0	0 0 0	0 0	0	0	0	0	0 0	-2
33	Chris Vogt	07:02	0-0	0-0	2-2	0 1 1	4 1	2	0	1	1	1 0	-5
20	Ben Carlson	12:37	0-0	0-0	0-2	2 1 3	0 1	0	0	1	0	0 0	-19
2	Jordan Davis	06:05	0-3	0-2	0-0	0 0 0	1 1	0	0	1	0	0 0	-4
Team						1 1 2		0		0			
<b>Totals</b>			24-52	4-16	22-29	7 29 36	16 25	74	8	13	4	2 4	5

Technical Fouls: NONE

Shooting By Period		
1st FG%	10-26	38.5%
3PT%	1-6	16.7%
FT%	11-14	78.6%
2nd FG%	14-26	53.8%
3PT%	3-10	30.0%
FT%	11-15	73.3%
GM FG%	24-52	46.2%
3PT%	4-16	25.0%
FT%	22-29	75.9%

Dead Ball Rebounds: 3, 0

## Indiana - 69

Record: 16-9 (7-8)

NO.	Name	Min	FG M-A	3P M-A	FT M-A	Rebounds OR DR TOT	Fouls PF FD	TP	AS	TO	ST	Blocks BS BA	+/-
12	Miller Kopp	F 23:58	1-2	0-1	0-0	0 1 1	4 0	2	2	1	0	0 1	-5
23	Trayce Jackson-Davis	F 34:10	10-13	0-0	10-14	0 8 8	2 9	30	6	1	1	3 0	-2
25	Race Thompson	F 31:08	5-8	1-2	2-2	3 5 8	2 3	13	0	1	0	0 0	5
9	Xavier Johnson	G 34:24	3-16	1-6	0-0	2 3 5	2 2	7	2	5	1	0 1	-2
32	Trey Galloway	G 24:39	3-8	1-3	0-0	1 1 2	4 1	7	1	0	1	0 0	-1
53	Tamar Bates	11:55	0-5	0-2	0-0	1 1 2	2 0	0	2	1	0	0 0	0
2	Michael Durr	05:50	0-1	0-0	0-0	0 0 0	1 0	0	0	0	0	0 0	-3
45	Parker Stewart	21:13	2-5	2-4	2-2	0 0 0	4 1	8	1	2	0	0 0	-8
4	Khristian Lander	05:36	1-2	0-0	0-0	0 0 0	1 0	2	0	1	0	0 0	-3
22	Jordan Geronimo	07:07	0-1	0-0	0-0	0 3 3	3 0	0	0	0	0	1 0	-6
Team						2 3 5		0		0			
<b>Totals</b>			25-61	5-18	14-18	9 25 34	25 16	69	14	12	3	4 2	-5

Technical Fouls: NONE

Shooting By Period		
1st FG%	13-35	37.1%
3PT%	2-8	25.0%
FT%	3-5	60%
2nd FG%	12-26	46.2%
3PT%	3-10	30.0%
FT%	11-13	84.6%
GM FG%	25-61	41.0%
3PT%	5-18	27.8%
FT%	14-18	77.8%

Dead Ball Rebounds: 2, 0

	WIS	IND
Biggest lead	5 (2 <sup>nd</sup> 0:06)	7 (1 <sup>st</sup> 5:33)
Best Scoring Run	8 (2 <sup>nd</sup> 0:06)	10 (2 <sup>nd</sup> 14:01)
Lead Changes	6	
Times Tied	8	
Time with Lead	05:14	29:18

	WIS	IND
Points from Turnovers	14	11
Paint	30	38
Second Chance	3	7
Fast Breaks	5	3
Bench	2	10

Period by Period Scoring			
	1st	2nd	TOT
WIS	32	42	74
IND	31	38	69

# **GAME 23: #14 WISCONSIN 70, #17 MICHIGAN STATE 62** Feb. 8, 2022 • East Lansing, Mich. • Breslin Center

# **GAME 24: RUTGERS 73, #14 WISCONSIN 65** Feb. 12, 2022 • Madison, Wis. • Kohl Center

**NOTES:** Wisconsin won back-to-back games at the Breslin Center, including last season's victory, for the first time since 2002, 2004...for the first time, the Badgers recorded wins at Purdue's Mackey Arena and Michigan State's Breslin Center in the same season...it marked the first time UW had recorded road wins at Purdue and at Michigan State in the same season since 1963...**Johnny Davis** posted his 7th game of the season with at least 25 points, and his 13th game of 20-plus pts.



# SPECIAL STATISTICS

Game	Pts off T/O (Wis / Opp)	Pts in Paint (Wis / Opp)	2nd Chance Pts (Wis / Opp)	Fast Break Pts (Wis / Opp)	Bench Pts (Wis / Opp)
11/9/21 - ST. FRANCIS BKN	21 / 19	36 / 26	11 / 4	13 / 1	29 / 21
11/12/21 - GREEN BAY	16 / 4	32 / 12	25 / 9	8 / 4	19 / 26
11/15/21 - PROVIDENCE	16 / 5	22 / 22	6 / 19	4 / 11	6 / 9
11/22/21 - vs. Texas A&M	22 / 14	26 / 16	15 / 5	5 / 13	6 / 24
11/23/21 - vs. Houston	11 / 8	26 / 26	2 / 6	5 / 7	6 / 23
11/24/21 - vs. Saint Mary's	13 / 7	26 / 34	9 / 10	0 / 2	9 / 11
12/1/21 - at Georgia Tech	11 / 5	24 / 24	11 / 10	5 / 10	7 / 11
12/4/21 - MARQUETTE	12 / 13	34 / 34	12 / 5	9 / 8	9 / 40
12/8/21 - INDIANA	15 / 7	22 / 30	11 / 16	6 / 14	17 / 12
12/11/21 - at Ohio State	11 / 9	24 / 32	2 / 11	8 / 14	10 / 20
12/15/21 - NICHOLLS	11 / 9	32 / 40	13 / 2	2 / 4	17 / 18
12/29/21 - ILLINOIS STATE	13 / 9	36 / 30	13 / 9	13 / 13	10 / 6
1/3/22 - at Purdue	12 / 10	28 / 28	12 / 12	6 / 6	7 / 29
1/6/22 - IOWA	13 / 8	40 / 38	18 / 14	5 / 9	4 / 21
1/9/22 - at Maryland	18 / 5	32 / 24	8 / 3	9 / 10	7 / 12
1/13/22 - OHIO STATE	16 / 8	32 / 46	14 / 13	5 / 0	10 / 14
1/18/22 - at Northwestern	8 / 6	32 / 36	11 / 12	5 / 0	4 / 22
1/21/22 - MICHIGAN STATE	12 / 9	24 / 32	8 / 12	2 / 21	7 / 43
1/27/22 - at Nebraska	14 / 14	30 / 26	7 / 3	14 / 9	10 / 12
1/30/22 - MINNESOTA	13 / 4	30 / 22	9 / 4	5 / 5	5 / 6
2/2/22 - at Illinois	6 / 6	40 / 42	16 / 14	3 / 3	11 / 9
2/5/22 - PENN STATE	4 / 8	22 / 14	5 / 4	2 / 0	3 / 27
2/8/22 - at Michigan State	4 / 7	28 / 28	11 / 6	9 / 8	9 / 23
2/12/22 - RUTGERS	12 / 13	36 / 24	5 / 10	2 / 10	3 / 4
2/15/22 - at Indiana	14 / 11	30 / 38	3 / 7	5 / 3	2 / 10
<b>RUNNING TOTAL</b>	<b>228 / 218</b>	<b>744 / 724</b>	<b>254 / 220</b>	<b>150 / 185</b>	<b>221 / 444</b>
<b>PER GAME AVERAGE</b>	<b>9.1 / 8.7</b>	<b>29.8 / 28.9</b>	<b>10.1 / 8.8</b>	<b>6.0 / 7.4</b>	<b>8.8 / 17.8</b>

# TEAM SUPERLATIVES

## WISCONSIN

### HIGH

### LOW

• Points	89	2x; MR ILLINOIS ST (12/29/21)	55	at Ohio State (12/11/21)
• First-Half Points	46	ILLINOIS ST (12/29/21)	18	PENN STATE (2/5/22)
• Second-Half Points	55	MARQUETTE (12/4/21)	25	vs. Houston (11/23/21)
• Field Goals Made	33	IOWA (1/6/22)	20	PROVIDENCE (11/15/21)
• Field Goal Attempts	68	2x; MR at Illinois (2/2/22)	49	vs. Houston (11/23/21)
• Field Goal Percentage	.519 (28-54)	at Northwestern (1/18/22)	.328 (20-61)	PROVIDENCE (11/15/21)
• 3-Point Field Goals Made	12	MICHIGAN STATE (1/21/22)	3	2x; MR at Illinois (2/2/22)
• 3-Point Field Goal Attempts	29	MICHIGAN STATE (1/21/22)	12	vs. Saint Mary's (11/24/21)
• 3-Point Field Goal Pct. (min. 10 att.)	.529 (9-17)	at Northwestern (1/18/22)	.125 (3-24)	at Illinois (2/2/22)
• Free Throws Made	25	ILLINOIS ST (12/29/21)	3	PENN STATE (2/5/22)
• Free Throw Attempts	32	ILLINOIS ST (12/29/21)	6	PENN STATE (2/5/22)
• Free Throw Pct. (min. 12 att.)	.905 (19-21)	GREEN BAY (11/12/21)	.529 (9-17)	RUTGERS (2/12/22)
• Offensive Rebounds	18	GREEN BAY (11/12/21)	2	vs. Houston (11/23/21)
• Defensive Rebounds	34	at Nebraska (1/27/22)	13	MICHIGAN STATE (1/21/22)
• Total Rebounds	50	GREEN BAY (11/12/21)	20	MICHIGAN STATE (1/21/22)
• Fouls	22	at Purdue (1/3/22)	10	ST. FRANCIS BROOKLYN (11/9/21)
• Assists	17	at Northwestern (1/18/22)	4	vs. Saint Mary's (11/24/21)
• Turnovers	13	at Indiana (2/15/22)	4	INDIANA (12/8/21)
• Steals	10	GREEN BAY (11/12/21)	3	4x; MR PENN STATE (2/5/22)
• Blocked Shots	6	2x; MR INDIANA (12/8/21)	0	4x; MR RUTGERS (2/12/22)

## OPPONENT

### HIGH

### LOW

• Points	86	MICHIGAN STATE (1/21/22)	34	GREEN BAY (11/12/21)
• First-Half Points	42	3x; MR at Illinois (2/2/22)	13	PENN STATE (2/5/22)
• Second-Half Points	49	ILLINOIS ST (12/29/21)	17	INDIANA (12/8/21)
• Field Goals Made	33	at Northwestern (1/18/22)	12	GREEN BAY (11/12/21)
• Field Goal Attempts	71	at Northwestern (1/18/22)	49	2x; MR RUTGERS (2/12/22)
• Field Goal Percentage	.527 (29-55)	MICHIGAN STATE (1/21/22)	.235 (12-51)	GREEN BAY (11/12/21)
• 3-Point Field Goals Made	10	vs. Texas A&M (11/22/21)	3	3x; MR at Michigan St (2/8/22)
• 3-Point Field Goal Attempts	30	PENN STATE (2/5/22)	12	2x; MR RUTGERS (2/12/22)
• 3-Point Field Goal Pct. (min. 10 att.)	.583 (7-12)	RUTGERS (2/12/22)	.158 (3-19)	OHIO STATE (1/13/22)
• Free Throws Made	22	MICHIGAN STATE (1/21/22)	3	3x; MR at Northwestern (1/18/22)
• Free Throw Attempts	28	MICHIGAN STATE (1/21/22)	4	ST. FRANCIS BROOKLYN (11/9/21)
• Free Throw Pct. (min. 10 att.)	.889 (16-18)	RUTGERS (2/12/22)	.462 (6-13)	INDIANA (12/8/21)
• Offensive Rebounds	14	INDIANA (12/8/21)	2	at Nebraska (1/27/22)
• Defensive Rebounds	41	at Ohio State (12/11/21)	20	IOWA (1/6/22)
• Total Rebounds	49	at Ohio State (12/11/21)	26	IOWA (1/6/22)
• Fouls	28	ILLINOIS ST (12/29/21)	14	3x; MR PENN STATE (2/5/22)
• Assists	21	at Illinois (2/2/22)	4	MINNESOTA (1/30/22)
• Turnovers	16	2x; MR vs. Saint Mary's (11/24/21)	7	at Illinois (2/2/22)
• Steals	10	RUTGERS (2/12/22)	2	3x; MR OHIO STATE (1/13/22)
• Blocked Shots	7	IOWA (1/6/22)	0	at Purdue (1/3/22)

## MISCELLANEOUS

### HIGH

### SECOND-HIGHEST

• UW's Largest Deficit Overcome in Win	22 (42-20, 1:17 1H) INDIANA (12/8/21)	16 (10-26, 12:04 1H) vs. Texas A&M (11/22/21)
• UW's Largest Deficit Overcome in Win (2nd Half/OT)	17 (42-25, 19:43 2H) INDIANA (12/8/21)	12 (42-30, 18:40 2H) NICHOLLS (12/15/21)
• UW's Largest Lead Surrendered in Loss	8 (2x); MR (17:43 1H) MICHIGAN STATE (1/21/22)	6 (18-12, 9:11 1H) PROVIDENCE (11/15/21)
• UW's Largest Lead Surrendered in Loss (2nd Half/OT)	3 (50-47, 14:38 2H) RUTGERS (2/12/22)	--
• UW's Largest Halftime Lead	24 GREEN BAY (11/12/21)	21 ST. FRANCIS BROOKLYN (11/9/21)
• UW's Largest Halftime Deficit	17 INDIANA (12/8/21)	11 PROVIDENCE (11/15/21)
• UW's Largest Lead	45 (69-24, 5:07 2H) GREEN BAY (11/12/21)	32 (65-33, 8:33 2H) ST. FRANCIS BROOKLYN (11/9/21)
• UW's Largest Deficit	22 (42-20, 1:17 1H) INDIANA (12/8/21)	17 (83-21, 4:16 1H) MICHIGAN STATE (1/21/22)

# INDIVIDUAL SUPERLATIVES

## WISCONSIN

### HIGH

### SECOND-HIGHEST

• Points	37	Johnny Davis (at Purdue - 1/3/22)	30	2x; MR Davis (at Indiana - 2/15/22)
• First-Half Points	19	Johnny Davis (IOWA - 1/6/22)	18	Johnny Davis (Houston - 11/23/21)
• Second-Half Points	27	Johnny Davis (at Purdue - 1/3/22)	19	Johnny Davis (at Indiana - 2/15/22)
• Field Goals Made	13	Johnny Davis (at Purdue - 1/3/22)	11	Johnny Davis (at Ohio State - 12/11/21)
• Field Goal Attempts	24	Johnny Davis (at Purdue - 1/3/22)	23	Johnny Davis (ILLINOIS ST - 12/29/21)
• Field Goal Percentage (min. 7 made)	.875 (7-8)	Steven Crowl (ILLINOIS ST - 12/29/21)	.800 (8-10)	Brad Davison (OHIO STATE - 1/13/22)
• 3-Point Field Goals Made	6	Brad Davison (MICHIGAN ST - 1/21/22)	5	2x; MR Davison (at Nebraska - 1/27/22)
• 3-Point Field Goal Attempts	11	2x; MR Davison (Texas A&M - 11/22/21)	10	Brad Davison (MICHIGAN ST - 1/21/22)
• 3-Point Field Goal Pct. (min. 3 made)	.800 (4-5)	Johnny Davis (at N'western - 1/18/22)	.750 (3-4)	Lorne Bowman II (SF BROOKLYN - 11/9/21)
• Free Throws Made	11	Johnny Davis (at Illinois - 2/2/22)	10	Davis & Davison (at Indiana - 2/15/22)
• Free Throw Attempts	14	2x; MR Davis (at Indiana - 2/15/22)	12	2x; MR Davis (at Purdue - 1/3/22)
• Free Throw Pct. (min. 6 made)	1.000 (10-10)	Johnny Davis (at Indiana - 2/15/22)	1.000 (6-6)	3x; MR Wahl (Saint Mary's - 11/24/21)
• Offensive Rebounds	8	Steven Crowl (ILLINOIS ST - 12/29/21)	6	Johnny Davis (at Illinois - 2/2/22)
• Defensive Rebounds	13	Johnny Davis (at Purdue - 1/3/22)	12	Johnny Davis (MINNESOTA - 1/30/22)
• Total Rebounds	15	2x; MR Davis (at Illinois - 2/2/22)	14	Johnny Davis (at Purdue - 1/3/22)
• Fouls	5	4x; MR 3 Badgers (at Purdue - 1/3/22)	4	25x; MR 2 Badgers (at Indiana - 2/15/22)
• Assists	6	2x; MR Wahl (OHIO STATE - 1/13/22)	5	4x; MR Crowl (PENN ST - 2/5/22)
• Turnovers	4	6x; MR 2 Badgers (at Indiana - 2/15/22)	3	13x; MR Hepburn (at Illinois - 2/2/22)
• Steals	4	2x; MR Davis (Houston - 11/23/21)	3	9x; MR 2 Players (at Nebraska - 1/27/22)
• Blocked Shots	4	Tyler Wahl (Saint Mary's - 11/24/21)	3	3x; MR Vogt (at Maryland - 1/9/22)

## OPPONENT

### HIGH

### SECOND-HIGHEST

• Points	37	Kofi Cockburn (at Illinois - 2/2/22)	33	Michael Devoe (at Georgia Tech - 12/1/21)
• First-Half Points	20	Kofi Cockburn (at Illinois - 2/2/22)	17	Michael Devoe (at Georgia Tech - 12/1/21)
• Second-Half Points	19	2x; MR Ayala (at Maryland - 1/9/22)	17	3x; MR Jackson-Davis (at Indiana - 2/15/22)
• Field Goals Made	16	Kofi Cockburn (at Illinois - 2/2/22)	11	3x; MR Liddell (at Ohio State - 12/11/21)
• Field Goal Attempts	25	Ty Gordon (NICHOLLS - 12/15/21)	20	Michael Devoe (at Georgia Tech - 12/1/21)
• Field Goal Percentage (min. 5 made)	.842 (16-19)	Kofi Cockburn (at Illinois - 2/2/22)	.769 (10-13)	Trayce Jackson-Davis (at Indiana - 2/15/22)
• 3-Point Field Goals Made	6	Kyler Edwards (Houston - 11/23/21)	5	2x; MR Strong (ILLINOIS ST - 12/29/21)
• 3-Point Field Goal Attempts	11	Ty Gordon (NICHOLLS - 12/15/21)	10	Michael Devoe (at Georgia Tech - 12/1/21)
• 3-Point Field Goal Pct. (min. 3 made)	.750 (6-8)	Kyler Edwards (Houston - 11/23/21)	.750 (3-4)	Chase Audige (at N'western - 1/18/22)
• Free Throws Made	10	Trayce Jackson-Davis (at Indiana - 2/15/22)	8	2x; MR Hoggard (MICHIGAN ST - 1/21/22)
• Free Throw Attempts	14	Trayce Jackson-Davis (at Indiana - 2/15/22)	11	Sy Chatman (ILLINOIS ST - 12/29/21)
• Free Throw Pct. (min. 8 made)	.800 (8-10)	A.J. Hoggard (MICHIGAN ST - 1/21/22)	.727 (8-11)	Sy Chatman (ILLINOIS ST - 12/29/21)
• Offensive Rebounds	5	2x; MR Edey (at Purdue - 1/3/22)	4	5x; MR Harrar (PENN ST - 2/5/22)
• Defensive Rebounds	13	Kyle Young (at Ohio State - 12/11/21)	10	4x; MR Cockburn (at Illinois - 2/2/22)
• Total Rebounds	15	Manny Littles (NICHOLLS - 12/15/21)	14	Kyle Young (at Ohio State - 12/11/21)
• Fouls	5	11x; MR Walker (at Nebraska - 1/27/22)	4	29x; MR 3 Players (at Indiana - 2/15/22)
• Assists	8	2x; MR Hoggard (MICHIGAN ST - 1/21/22)	7	4x; MR Hoggard (at Michigan St - 2/8/22)
• Turnovers	6	Justin Lewis (MARQUETTE - 12/4/21)	5	4x; MR Johnson (at Indiana - 2/15/22)
• Steals	6	Caleb McConnell (RUTGERS - 2/12/22)	3	6x; MR Bingham Jr. (at Michigan St - 2/8/22)
• Blocked Shots	3	4x; MR Jackson-Davis (at Indiana - 2/15/22)	2	17x; MR Omoruyi (RUTGERS - 2/12/22)

# THE LAST TIME WISCONSIN...

## Wisconsin Team

**UW ranked No. 1 in AP Top 25:** Feb. 21, 2007  
**UW ranked in AP Top 25:** No. 15 (2/14/22)  
**UW ranked in USA Today Coaches Poll:** No. 16 (2/14/22)  
**Played AP No. 1-ranked opponent:** Win vs. Villanova, 65-62 (3/18/17)  
**Defeated AP No. 1-ranked opponent:** Villanova, 65-62 (3/18/17)  
**Played AP No. 2-ranked opponent:** Win vs. Michigan, 64-54 (1/19/19)  
**Defeated opponent ranked 3-10 by AP:** Win at No. 3 Purdue, 74-69 (1/3/22)  
**Defeated opponent ranked 11-25 by AP:** Win at No. 17 Michigan State, 70-62 (2/8/22)  
**Defeated AP Top 25 opponent on the road:** Win at No. 17 Michigan State, 70-62 (2/8/22)

## Scoring

**Scored 20 or more points:** 30, Johnny Davis at Indiana (2/15/22)  
**Scored 30 or more points:** 30, Johnny Davis at Indiana (2/15/22)  
**Scored 40 or more points:** 43, Frank Kaminsky vs. North Dakota (11/19/13)  
**Two or more Badgers scored 30 points, same game:** Joe Franklin (31) and Chuck Nagle (30) vs. Purdue (3/2/68) — only other time this happened in school history was Jack Brens (31) and Ken Siebel (31) vs. Utah (12/28/62)  
**Two or more Badgers scored 20 points, same game:** Johnny Davis (25) and Brad Davison (22) vs. #14 Michigan St (1/21/22)  
**Three or more Badgers scored 20 points, same game:** Jon Leuer (24), Josh Gasser (21), Jordan Taylor (20), vs. PVAMU (11/14/10)  
**Scored 20 points in one half:** Johnny Davis (27 in 2nd Half) at #3 Purdue (1/3/22)  
**Scored 20 points/two straight games:** Brad Davison (21 at Nebraska, 1/27/22; 22 vs. #14 Michigan State, 1/21/22)  
**Scored 20 points/three straight games:** Johnny Davis (26 vs. Iowa, 1/6/22; 37 at #3 Purdue, 1/3/22; 20 vs. Illinois State, 12/29/21)  
**Scored 20 points/four straight games:** Johnny Davis (26 vs. Iowa, 1/6/22; 37 at #3 Purdue, 1/3/22; 20 vs. Illinois State, 12/29/21; 24 at #21 Ohio State, 12/11/21)  
**Scored 20 points/five straight games:** Johnny Davis (26 vs. Iowa, 1/6/22; 37 at #3 Purdue, 1/3/22; 20 vs. Illinois State, 12/29/21; 24 at #21 Ohio State, 12/11/21; 23 vs. Indiana, 12/8/21)  
**Scored 30 points/two straight games:** Michael Finley (30 at Michigan, 1/29/94; 32 vs. Michigan State, 2/2/94)  
**No Badger scored in double figures:** vs. Marquette (12/8/12)  
**One Badger scored in double figures:** 23, Johnny Davis vs. Indiana (12/8/21)  
**Four players scored in double figures:** Johnny Davis (16), Tyler Wahl (15), Brad Davison (14), Steven Crowl (11) vs. Minnesota (1/30/22)  
**Five players scored in double figures:** Johnny Davis (27), Chucky Hepburn (14), Tyler Wahl (14), Brad Davison (13), Steven Crowl (10) at Northwestern (1/18/22)  
**Six players scored in double figures:** Reuvers (19), Davison (15), Ford (12), King (12), Trice (11) and Pritzl (10) vs. Green Bay (11/21/19)  
**UW Scored 70 or more points:** 74, at Indiana (2/15/22)  
**UW Scored 80 or more points:** 82, at Northwestern (1/18/22)  
**UW Scored 90 or more points:** 92, vs. Arkansas-Pine Bluff (11/27/20)  
**UW Scored 100 or more points:** 101, vs. Savannah State (12/13/18)

## Field Goal Shooting

**Shot 90 percent or better (min. 10 att.):** .900 (9-10), Carlton McGee vs. Michigan (2/26/92)  
**UW shot 50 percent or better:** .519, at Northwestern (1/18/22)  
**UW shot 60 percent or better:** .603, vs. Houston Baptist (11/17/18)  
**UW shot 70 percent or better:** .744, vs. Army (12/30/79)  
**UW made 30 or more field goals:** 33, vs. Iowa (1/6/22)  
**UW made 40 or more field goals:** 42, vs. Iowa (3/9/94)  
**UW made 50 or more field goals:** Has not happened  
**UW attempted 60 or more field goals:** 68, at #18 Illinois (2/2/22)  
**UW attempted 70 or more field goals:** 70, vs. Iowa (2/18/21)  
**UW attempted 80 or more field goals:** 83, vs. Northwestern (1/28/95)  
**UW attempted 100 or more field goals:** 102, vs. South Dakota (12/9/72)

## 3-Point Field Goal Shooting

**Made 5 or more 3-point field goals:** Brad Davison (5-8 3FG) at Nebraska (1/27/22)  
**UW shot 40 percent or better (min. 8 att.):** .455 (10-22), at Nebraska (1/27/22)  
**UW shot 50 percent or better (min. 8 att.):** .529 (9-17) at Northwestern (1/18/22)  
**UW shot 60 percent or better (min. 8 att.):** .640 (16-25), vs. Louisville (12/19/20)  
**UW shot 70 percent or better (min. 8 att.):** .727, at Indiana (2/25/10)  
**UW shot 80 percent or better (min. 8 att.):** .889, vs. North Dakota St. (12/10/86)  
**UW shot 90 percent or better (min. 8 att.):** .900, at Illinois (1/25/97)  
**UW made 10 or more 3-point field goals:** 10, at Nebraska (1/27/22)  
**UW made 15 or more 3-point field goals:** 16, vs. Louisville (12/19/20)  
**UW attempted 30 or more 3-point field goals:** 31, vs. Illinois (2/27/21)  
**UW attempted 40 or more 3-point field goals:** 40, vs. Temple (12/3/01)

## Double-Double / Triple-Double

**Had a triple-double:** Ethan Happ (13 pts, 12 reb, 11 ast) vs. Northwestern (1/26/19)  
**Had a double-double (Pts/Reb):** Johnny Davis (30 pts, 12 reb) at Indiana (2/15/22)  
**Had a double-double (Pts/Ast):** Ethan Happ (10 p, 11 r, 12a) vs. Coppin St. (11/6/18)  
**Had a double-double (Ast/Reb):** Ethan Happ (10p, 11r, 12a) vs. Coppin St. (11/6/18)  
**Had a double-double in consecutive games:** Johnny Davis (1/30/21 and 2/2/22)  
**Two with double-double:** Potter (24 p, 13 r) & Davison (11 p, 13 r) at Penn State (1/11/20)

## Free Throw Shooting

**Perfect at the FT line (min. 10 att.):** 10-10, Brad Davison at Indiana (2/15/22)  
**UW shot 80 percent or better (min. 12 att.):** .800 (12-15), vs. Minnesota (1/30/22)  
**UW shot 90 percent or better (min. 12 att.):** .900 (19-21), vs. Green Bay (11/12/21)  
**UW shot 100 percent (min. 12 att.):** 15-15, vs. Nebraska (12/22/20)  
**UW made 20 or more free throws:** 22, at Indiana (2/15/22)  
**UW made 30 or more free throws:** 30, vs. Minnesota (2/13/14)  
**UW made 40 or more free throws:** 40, vs. Minnesota (1/12/53)  
**UW attempted 30 or more free throws:** 32, vs. Illinois State (12/29/21)  
**UW attempted 40 or more free throws:** 42, at Illinois (2/3/13)  
**UW attempted 50 or more free throws:** 50, at Indiana (2/12/62)  
**UW attempted 60 or more free throws:** 61, at Michigan (2/21/53)

## Rebounds

**Had 10+ rebounds:** 12, Johnny Davis at Indiana (2/15/22)  
**Had 15+ rebounds:** 15, Johnny Davis vs. Minnesota (1/30/22)  
**Had 20+ rebounds:** 25, Joe Chrmelich vs. St. Mary's (12/2/76)  
**Had 30+ rebounds:** 30, Paul Morrow vs. Purdue (1/3/53)  
**Had 10+ reb. in consecutive games:** Johnny Davis, Two Straight (1/30/21, 2/2/22)  
**UW had 40+ rebounds:** 47, at Nebraska (1/27/22)  
**UW had 50+ rebounds:** 50, vs. Green Bay (11/12/21)

## Assists

**Had 10 or more assists:** 11, Ethan Happ vs. Northwestern (1/26/19)  
**Had 15 or more assists:** Has not happened  
**UW had 20 or more assists:** 22, vs. Louisville (12/19/20)  
**UW had 30 or more assists:** 30, vs. Iowa (3/9/94)

## Blocked Shots

**Had 5 or more blocked shots:** 9 Nate Reuvers vs. Eastern Illinois (11/8/19)  
**Had 10 or more blocked shots:** Has not happened  
**UW had 10 or more blocked shots:** 10 vs. Eastern Illinois (11/25/20)  
**UW had 15 or more blocked shots:** Has not happened

## Steals

**Had 5 or more steals:** 5, Ethan Happ vs. Maryland (2/19/17)  
**Had 10 or more steals:** 10, Mike Kelley vs. Texas (12/7/99)  
**UW had 10 or more steals:** 10, vs. Green Bay (11/12/21)  
**UW had 15 or more steals:** 16, (2x) MR vs. California (12/2/12)

## Turnovers

**UW had 1 or fewer turnovers:** 1, vs. Iowa (1/20/15)  
**UW had 5 or fewer turnovers:** 4, vs. Indiana (12/8/21)  
**UW had 0 turnovers in a half:** 0 in 1H, vs. Arkansas-Pine Bluff (11/27/20)  
**Opponent committed 15 or more turnovers:** 16, vs. Saint Mary's (11/24/21)  
**Opponent committed 20 or more turnovers:** 20, vs. Illinois (2/27/21)

## Overtime

**Won a game in overtime:** 2OT vs. Indiana (80-73), 1/7/21  
**Lost a game in overtime:** vs. Saint Mary's (65-63), 11/5/19  
**Played a 2-overtime game:** win vs. Indiana (80-73), 1/7/21  
**Played a 3-overtime game:** loss vs. Indiana (85-86), 2/16/87  
**Played in consecutive OT games:** (3) vs. Iowa (2/6/13), vs. Mich. (2/9/13), at Minn. (2/14/13)

## Miscellaneous

**Hit a buzzer beater:** vs. Xavier, 3/20/16 (Bronson Koenig hits 3PT in corner, UW 66-63)  
**Won after trailing by at least 10 pts in second half:** 17 vs. Indiana, 12/8/21 (down 42-25, 19:43 remaining - won 64-59)  
**Won after trailing by at least 15 pts in second half:** 17 vs. Indiana, 12/8/21 (down 42-25, 19:43 remaining - won 64-59)  
**UW scored 10 straight points or more:** 13-0 (6:34 1H) vs. Penn State (2/5/22)  
**UW scored 15 straight points or more:** 16-0 (16:14 - 10:57 2H) vs. Nicholls (12/15/21)  
**UW held opp. scoreless 5:00 or longer:** 10:24 (17:26 - 7:02 1H) vs. Penn State (2/5/22)  
**UW held opp. scoreless for 8:00 or longer:** 10:24 (17:26 - 7:02 1H) vs. Penn State (2/5/22)



**BASKETBALL COMMUNICATIONS****GENERAL INFORMATION**

- Address: 1440 Monroe Street, Madison, WI 53711
- Website: UWBadgers.com
- Press Box Phone: (608) 262-7766

**BRANDON HARRISON  
PRIMARY CONTACT**

- Phone: (608) 279-8653
- Email: bah@athletics.wisc.edu
- Twitter: @BrandonHarrison

**PATRICK HERB  
DIRECTOR OF BRAND STRATEGY**

- Phone: (608) 957-2085
- Email: pah@athletics.wisc.edu
- Twitter: @PatrickHerb

**MEDIA RESOURCES****CREDENTIAL APPLICATIONS**

- www.sportssystem.com/Wisconsin

**BIG TEN MEDIA EMAIL LIST**

- office.bigten.org/media

**WISCONSIN BASKETBALL RECORD BOOK**

- go.wisc.edu/MBBRecordBook

**WIRELESS INTERNET ACCESS (KOHL CENTER)**

- BadgerWiFi (connect and register with email address)

**LIVE STATS - STATBROADCAST (KOHL CENTER)**

- Wisconsin.StatBroadcast.com (password: buckybadger)

**OFFICIAL SOCIAL MEDIA CHANNELS**

- Twitter: @BadgerMBB
- Instagram: @badgermbb
- Facebook: /WisconsinMensBasketball
- YouTube: /WisconsinBadgers

**RADIO**

Radio Station: WIBA (1310 AM)

**Play-by-Play Announcer: Matt Lepay**

Address: P.O. Box 99  
Madison, WI 53701  
Phone: 608-274-5450

**Color Analyst: Mike Lucas**

Address: 1440 Monroe St.  
Madison, WI 53711  
Phone: 608-252-6474

**Credentials:** 2021-22 men's basketball credentials must be requested online: [www.sportssystem.com/Wisconsin](http://www.sportssystem.com/Wisconsin)

Contact Brandon Harrison with questions (608-279-8653). Approved credentials will be either mailed or made available at the Brand Communications Office or with the parking attendant (white vehicle) at the entrance to Lot 46 on Frances Street, one block north of the Kohl Center




**0 JAHCOBI NEATH**  
G, Jr., 6-4, 196  
Toronto, Ontario




**1 JOHNNY DAVIS**  
G, So., 6-5, 194  
La Crosse, Wis.



**2 JORDAN DAVIS**  
G, So., 6-4, 198  
La Crosse, Wis.



**4 CARTER HIGGINBOTTOM**  
G, Jr., 6-0, 193  
Chicago, Ill.




**5 TYLER WAHL**  
F, Jr., 6-9, 221  
Lakeville, Minn.




**10 ISAAC LINDSEY**  
G, So., 6-4, 184  
Mineral Point, Wis.




**11 LORNE BOWMAN**  
G, Fr., 6-2, 210  
Detroit, Mich.



**13 JUSTIN TAPHORN**  
G, So., 6-5, 208  
Pekin, Ill.



**14 CARTER GILMORE**  
F, So., 6-7, 224  
Hartland, Wis.



**20 BEN CARLSON**  
F, So., 6-9, 226  
Woodbury, Minn.




**21 CHRIS HODGES**  
F, Fr., 6-9, 239  
Schaumburg, Ill.




**22 STEVEN CROWL**  
F, So., 7-0, 234  
Eagan, Minn.




**23 CHUCKY HEPBURN**  
G, Fr., 6-2, 211  
Omaha, Neb.



**32 MATTHEW MORS**  
F, Fr., 6-7, 241  
Yankton, S.D.



**33 CHRIS VOGT**  
C, Sr., 7-0, 257  
Mayfield, Ky.



**34 BRAD DAVISON**  
G, Sr., 6-4, 200  
Maple Grove, Minn.



**35 MARKUS ILVER**  
F, Fr., 6-8, 219  
Tallinn, Estonia



**GREG GARD**  
Head Coach  
7th season at UW



**JOE KRABBRHOFT**  
Assistant Coach  
6th season at UW



**DEAN OLIVER**  
Assistant Coach  
5th season at UW



**SHARIF CHAMBLISS**  
Assistant Coach  
1st season at UW



**MARC VANDEWETTERING**  
Dir. Basketball Operations  
9th season at UW



**KYLE BLACKBURN**  
Dir. Recruiting & Scouting  
6th season at UW



**JIM SNIDER**  
Strength & Conditioning  
11th season at UW



**AJ VAN HANDEL**  
Video Coordinator  
11th season at UW

WISCONSIN BADGERS	POS	HT	WT	YR/ELIG	HOMETOWN (HS/LAST SCHOOL)	PRONUNCIATION
0 Jahcobi Neath	G	6-4	196	Jr./Jr.	Toronto, Ontario (Wake Forest)	Juh-KOBE KNEE-th
1 Johnny Davis	G	6-5	194	So./So.	La Crosse, Wis. (Central)	
2 Jordan Davis	G	6-4	198	So./So.	La Crosse, Wis. (Central)	
4 Carter Higginbottom	G	6-0	193	Sr./Jr.	Chicago, Ill. (St. Ignatius)	
5 Tyler Wahl	F	6-9	221	Jr./Jr.	Lakeville, Minn. (North)	WALL
10 Isaac Lindsey	G	6-4	184	So./So.	Mineral Point, Wis. (Mineral Point)	LIN-zee
11 Lorne Bowman II	G	6-2	210	So./Fr.	Detroit, Mich. (St. Mary's)	BOW (n arrow)-men
13 Justin Taphorn	G	6-5	208	So./So.	Pekin, Ill. (Pekin)	
14 Carter Gilmore	F	6-7	224	So./So.	Hartland, Wis. (Arrowhead)	
20 Ben Carlson	F	6-9	226	So./So.	Woodbury, Minn. (East Ridge)	(rhymes with growl)
21 Chris Hodges	F	6-9	239	Fr./Fr.	Schaumburg, Ill. (Schaumburg)	
22 Steven Crowl	F	7-0	234	So./So.	Eagan, Minn. (Eastview)	
23 Chucky Hepburn	G	6-2	211	Fr./Fr.	Omaha, Neb. (Bellevue West)	
32 Matthew Mors	F	6-7	241	Fr./Fr.	Yankton, S.D. (Yankton)	MORE-s
33 Chris Vogt	C	7-0	257	Gr./5th	Mayfield, Ky. (Cincinnati)	VOTE
34 Brad Davison	G	6-4	200	Gr./5th	Maple Grove, Minn. (Maple Grove)	DAVIS-on
35 Markus Ilver	F	6-8	219	Fr./Fr.	Tallinn, Estonia (Western Reserve Acad.)	ILL-ver