



BASKETBALL

2021-22 GAME NOTES

J.D. CAMPBELL • ASSOCIATE AD (MBB CONTACT)

JC56@INDIANA.EDU • 812-322-1437 • TWITTER/INSTAGRAM: @JDCAMZIST

2021-22 SCHEDULE

DATE	OPPONENT	TIME (ET)	TV/SCORE
N. 9	Eastern Michigan	6 p.m.	W, 68-62
N. 12	Northern Illinois	7 p.m.	W, 85-49
N. 17	St. John's^	9 p.m.	W, 76-74
N. 21	Louisiana	7:30 p.m.	W, 76-44
N. 23	Jackson State	7 p.m.	W, 70-35
N. 27	Marshall	7 p.m.	W, 90-79
N. 30	at Syracuse@	7 p.m.	L, 110-112 (2OT)
D. 4	Nebraska+	Noon	W, 68-55
D. 8	at #22/17 Wisconsin+	7 p.m.	L, 59-64
D. 12	Merrimack	Noon	W, 81-49
D. 18	vs. Notre Dame%	2:30 p.m.	W, 64-56
D. 22	Northern Kentucky	7 p.m.	W, 79-61
D. 29	UNC Asheville	7 p.m.	Canceled
J. 2	at Penn State+	4 p.m.	L, 58-61
J. 6	#13/12 Ohio State+	7 p.m.	W, 67-51
J. 9	Minnesota+	Noon	W, 73-60
J. 13	at Iowa+	9 p.m.	L, 74-83
J. 17	at Nebraska+	6 p.m.	W, 78-71
J. 20	#4/4 Purdue+	7 p.m.	W, 68-65
J. 23	Michigan+	3:30 p.m.	L, 62-80
J. 26	Penn State+	8:30 p.m.	W, 74-57
J. 29	at Maryland+	2:30 p.m.	W, 68-55
F. 5	#18/18 Illinois+	Noon	L, 74-57
F. 8	at Northwestern+	9 p.m.	L, 51-59
F. 12	at #17/17 Michigan State+	3:30 p.m.	L, 61-76
F. 15	Wisconsin+	9 p.m.	ESPN2
F. 21	at Ohio State+	7:00 p.m.	FS1
F. 24	Maryland+	7 p.m.	FS1
F. 27	at Minnesota+	6 p.m.	ESPN2/U
M. 2	Rutgers+	7 p.m.	BTN
M. 5	at Purdue+	Noon/2 p.m.	ESPN/2
M. 9-12	Big Ten Tournament!	TBD	TBD

Home games in **bold**

^ - Gavitt Game

@ - ACC/Big Ten Challenge

+ - Big Ten Conference Game

% - Crossroads Classic (Gainbridge Fieldhouse)

! - Big Ten Tournament (Gainbridge Fieldhouse)

UPCOMING MEDIA AVAILABILITY

DATE	OPPONENT	TIME	LOCATION
F. 18	Ohio State	10:30 a.m.	Zoom

INSIDE INDIANA BASKETBALL WITH MIKE WOODSON

DATE	LOCATION	TIME
F. 14/28	IU Radio Network	7 p.m.



INDIANA (16-8, 7-7 BIG) vs #14/14 WISCONSIN (19-5, 10-4 BIG)

Tuesday, February 15 • 9:00 p.m. ET

Simon Skjodt Assembly Hall (17,222) • Bloomington, Ind.

TV: ESPN2 (Jason Benetti, Jay Bilas, Myron Medcalf)

Radio: IU Radio Network (Don Fischer, Errek Suhr, Joe Smith)

Series History: Indiana leads 96-79

Last Meeting: WIS 64, IU 59 (Dec. 8, 2021 in Madison)

IU Rankings: KenPom (44th), NET (42nd)

OPENING TIP

Indiana University is in its 122nd season of competition in men's basketball and will host Wisconsin on Tuesday night. IU is in the midst of a three-game losing streak after falling at Michigan State, 76-61, while Wisconsin lost at home to Rutgers, 73-65. The Hoosiers and Badgers met on Dec. 8 in Madison, IU built a 22-point first half lead, but Wisconsin fought back and took a lead with 1:03 remaining to post a 64-59 win.

COACH MIKE WOODSON

IU Hall of Famer, All-American, Big Ten MVP and Indiana native **Mike Woodson** is the first Hoosier graduate to lead the program at the start of the season since Lou Watson in 1965. Woodson brings nine years of NBA head coaching experience (Atlanta Hawks and New York Knicks) back to his alma mater and worked for seven franchises as an assistant coach and won an NBA title in 2004 with the Detroit Pistons. He played 11 seasons in the NBA as a player and is the fifth all-time leading scorer in program history with 2,061 points. Wisconsin coach **Greg Gard** is in his seventh year in Madison.

DEFENSE LEADS THE HOOSIERS

IU is first in the Big Ten and sixth in country in field goal percentage defense (37.6%) and first in conference games only (39.8). The Hoosiers also lead the league in scoring defense (63.8) overall and in conference play (65.1). IU is second in the league in blocked shots per game (5.4). **The Hoosiers 37.6% field goal defense mark would be the program's best in the last 23 seasons. The previous best was 38.8% in 1999-2000.**

ALL-AMERICAN TRAYCE JACKSON-DAVIS

Jr./So. All-American forward **Trayce Jackson-Davis** is averaging 17.5 points (7th in B1G), 8.3 rebounds (4th), shooting 56.9% from the floor (4th) and contributing 2.54 blocked shots (1st). He set a Simon Skjodt Assembly Hall record by scoring 43 points against Marshall, breaking the previous mark (42) set by Steve Alford against Michigan State. He has had nine double-doubles this season and 31 in his career with IU posting a 23-8 record in those games. He notched four straight double-doubles for the first time in his career after he had 23 points and 12 boards at Nebraska. Jackson-Davis now has scored 1,370 points as a Hoosier, rating 25th all-time in IU lore. Despite being limited to 11 minutes due to foul trouble against No. 4/4 Purdue, he defended a game-winning shot attempt and made two free throws with 5.1 seconds left to extend the IU lead. He had 17 points, five rebounds, two assists and a block at Michigan State.

IT'S RACE, NOT TRAYCE

Sr./Jr. **Race Thompson** has averaged a team-best 15.2 points and 8.8 rebounds in the last five games. He is ranked ninth in the Big Ten in rebounding (7.8). He is coming off his fifth double-double of the season with 13 points and a career-high 14 rebounds at Michigan State. During this recent stretch, he had a season-high 18 points against Penn State and Maryland and added his fourth double-double of the season when he grabbed 12 boards against the Terrapins. He is second on the team averaging 11.7 points and shooting 54.4% from the field with 18 blocked shots. He leads the team with 27 steals.

ODDS AND TRENDS

So./Fr. **Trey Galloway** has started the last two games and is averaging 6.7 points in his last 10 outings. He tied career-highs in minutes (37), points (13) and rebounds (5) at Northwestern. Freshman **Tamar Bates** matched his season-high when he scored 13 points off the bench at Michigan State. He also had two assists and a steal. The Hoosiers have led at halftime in 11-of-14 Big Ten games. The Hoosiers 10-of-13 shooting (76.9%) from long range against Penn State was their third best shooting effort from distance since 1996-97 (USF, 1998 and Kent State, 2002). In the last 12 games, IU has dropped its turnovers almost six per game at 9.7 per contest.



@INDIANAMBB



SOMETHING TO REMEMBER

0 Xavier Johnson 6-3 200 G Sr./Jr. Woodbridge, Va./Bishop O'Connell/Pitt
Averaging 14.2 points in his last five games with 28 assists... in Big Ten games, he is fifth in Big Ten in assists at 4.52.

1 Rob Phinisee 6-1 187 G+++ Sr./Jr. Lafayette, Ind./McCutcheon
Out indefinitely (Plantar fasciitis)

2 Michael Durr 7-0 250 C Sr./Jr. Atlanta, Ga./Victory Rock Prep/South Florida
Team is 9-4 when he scores.

3 Anthony Leal 6-5 210 G+ So./Fr. Bloomington, Ind./South
Indiana Mr. Basketball in 2020... made first career Big Ten start at Northwestern.

4 Khristian Lander 6-2 185 G+ So./Fr. Evansville, Ind./Reitz
Averaging 3.1 points in home games.

12 Miller Kopp 6-7 215 F Sr./Jr. Houston, Texas/Houston Christian/Northwestern
Had seven points in the first meeting with Wisconsin this season.

22 Jordan Geronimo 6-6 220 F+ So./Fr. Newark, N.J./St. Pauls N.H.
Sixth in Big Ten averaging 12.7 boards per 40 minutes... ninth most improved rebounder in the league adding 2.1 boards per game.

23 Trayce Jackson-Davis 6-9 245 F++ Jr./So. Greenwood, Ind./Center Grove
Named Midseason 3rd Team All-American by The Sporting News... is the fifth active leading scorer in the country (1,370) and is first in free throw attempts (547) and second in free throws made (364) since 2019-20... His 327 attempts in conference games are the most by any player since 2019-20... named to the **Naismith Defensive Player of the Year Watch List, the final 20 for the Wooden Award and Naismith Award and final 10 for the Karl Malone Award.**

25 Race Thompson 6-8 228 F+++ R-Sr./Jr. Plymouth, Minn./Armstrong
Has upped his scoring average to a season-high 11.7 points...made 30 of his last 53 field goals (51.7%).

32 Trey Galloway 6-5 210 G+ So./Fr. Culver, Ind./Culver Academies
Has now started nine career games.

45 Parker Stewart 6-5 210 G Grad/Jr. Union City, Tenn./Pitt/UT-Martin
Shooting 42.4% from long range at home this season (25-of-59)

51 Logan Duncomb 6-9 235 C Fr./Fr. Cincinnati, Ohio/Archbishop Moeller
Made 2-of-4 field goal attempts this season.

53 Tamar Bates 6-5 180 G Fr./Fr. Kansas City, Kan./IMG Academy
Has made 14-straight free throws including four against Michigan State

Head Coach: Mike Woodson (First season - Indiana, '80)
Averaged 18.9 points in his seven career contests against the Badgers... **scored in double figures in all 60 games he played in the Big Ten Conference.**



ROSTER

NUMERICAL

#	Name	Ht.	Wt.	Pos.	Yr./Elig.	Twitter	Instagram	Hometown/High School/Previous
0	Xavier Johnson	6-3	200	G	Sr./Jr.	@xavierjohnson	@thexavierj0	Woodbridge, Va./Bishop O'Connell/Pitt
1	Rob Phinisee	6-1	187	G+++	Sr./Jr.	@robphinisee1	@robphinisee1	Lafayette, Ind./McCutcheon
2	Michael Durr	7-0	250	C	Sr./Jr.	@mikeprobound	@mikeprobound	Atlanta, Ga./Victory Rock Prep/South Florida
3	Anthony Leal	6-5	210	G+	So./Fr.	@anthonyl3al	@anthonyl3al	Bloomington, Ind./South
4	Khristian Lander	6-2	185	G+	So./Fr.	@khristianlander	@khristianlander	Evansville, Ind./Reitz
5	Michael Shipp*	6-3	190	G++	Jr./So.	@michaelshipp04	@shipp_04	Cincinnati, Ohio/Archbishop Moeller
11	Shaan Burke*	6-3	185	G	Fr./Fr.	@BurkeShaan	@shaan.burke	San Diego, Calif./Vista
12	Miller Kopp	6-7	215	F	Sr./Jr.	@miller_kopp	@millerkopp	Houston, Texas/Houston Christian/Northwestern
14	Nathan Childress*	6-6	212	F++	Jr./So.	@nchildress13	@nate.chilly	Zionsville, Ind./Zionsville
15	Sebastien Scott*	6-2	185	G	So./Fr.	@sebastienrscott	@sebastien.scott	Danville, Calif./San Ramon Valley
22	Jordan Geronimo	6-6	220	F+	So./Fr.	@jordangeronimo2	@jordangeronimo22	Newark, N.J./St. Pauls N.H.
23	Trayce Jackson-Davis	6-9	245	F++	Jr./So.	@traycejackson	@trayce.jackson	Greenwood, Ind./Center Grove
25	Race Thompson	6-8	228	F+++	R-Sr./Jr.	@racethompson01	@race_thompson	Plymouth, Minn./Armstrong
32	Trey Galloway	6-5	210	G+	So./Fr.	@TreyGalloway32	@trey_galloway	Culver, Ind./Culver Academies
45	Parker Stewart	6-5	210	G	Grad/Jr.	@parkerstew	@_PSTEW	Union City, Tenn./Pitt/UT-Martin
51	Logan Duncomb	6-9	235	C	Fr./Fr.	@loganduncomb	@logan_duncomb	Cincinnati, Ohio/Archbishop Moeller
53	Tamar Bates	6-5	180	G	Fr./Fr.	@tbates_11	@tamarbates	Kansas City, Kan./IMG Academy

ALPHABETICAL

#	Name	Ht.	Wt.	Pos.	Yr./Elig.	Twitter	Instagram	Hometown/High School/Previous
53	Tamar Bates	6-5	180	G	Fr./Fr.	@tbates_11	@tamarbates	Kansas City, Kan./IMG Academy
11	Shaan Burke*	6-3	185	G	Fr./Fr.	@BurkeShaan	@shaan.burke	San Diego, Calif./Vista
14	Nathan Childress*	6-6	212	F++	Jr./So.	@nchildress13	@nate.chilly	Zionsville, Ind./Zionsville
51	Logan Duncomb	6-9	235	C	Fr./Fr.	@loganduncomb	@logan_duncomb	Cincinnati, Ohio/Archbishop Moeller
2	Michael Durr	7-0	250	C	Sr./Jr.	@mikeprobound	@mikeprobound	Atlanta, Ga./Victory Rock Prep/South Florida
32	Trey Galloway	6-5	210	G+	So./Fr.	@TreyGalloway32	@trey_galloway	Culver, Ind./Culver Academies
22	Jordan Geronimo	6-6	220	F+	So./Fr.	@jordangeronimo2	@jordangeronimo22	Newark, N.J./St. Pauls N.H.
23	Trayce Jackson-Davis	6-9	245	F++	Jr./So.	@traycejackson	@trayce.jackson	Greenwood, Ind./Center Grove
0	Xavier Johnson	6-3	200	G	Sr./Jr.	@xavierjohnson	@thexavierj0	Woodbridge, Va./Bishop O'Connell/Pitt
12	Miller Kopp	6-7	215	F	Sr./Jr.	@miller_kopp	@millerkopp	Houston, Texas/Houston Christian/Northwestern
4	Khristian Lander	6-2	185	G+	So./Fr.	@khristianlander	@khristianlander	Evansville, Ind./Reitz
3	Anthony Leal	6-5	210	G+	So./Fr.	@anthonyl3al	@anthonyl3al	Bloomington, Ind./South
1	Rob Phinisee	6-1	187	G+++	Sr./Jr.	@robphinisee1	@robphinisee1	Lafayette, Ind./McCutcheon
15	Sebastien Scott*	6-2	185	G	So./Fr.	@sebastienrscott	@sebastien.scott	Danville, Calif./San Ramon Valley
5	Michael Shipp*	6-3	190	G++	Jr./So.	@michaelshipp04	@shipp_04	Cincinnati, Ohio/Archbishop Moeller
45	Parker Stewart	6-5	210	G	Grad/Jr.	@_PSTEW	@parkerstew	Union City, Tenn./Pitt/UT-Martin
25	Race Thompson	6-8	228	F+++	R-Sr./Jr.	@racethompson01	@race_thompson	Plymouth, Minn./Armstrong

* Non-Scholarship | + Letters Earned

Pronunciation Guide

Phinisee - "FIN-ih-see"

Shaan - "Shawn"

Xavier - "X-zavier"

Head Coach: Mike Woodson (First season - Indiana, '80)

Assistant Coach: Dane Fife (Third season - Indiana, '02)

Assistant Coach: Kenya Hunter (Second season - Duquesne, '96)

Assistant Coach: Yasir Rosemond (First season - Oregon, '03)

Athletic Trainer: Tim Garl (41st season - Alabama '78)

Director of Athletic Performance: Clif Marshall (Fifth season - Louisville, '05)

Director of Basketball Administration: Armond Hill (First season - Princeton, '05)

Team and Recruiting Coordinator: Brian Walsh (Fifth season - Akron, '13)

Director of Basketball Operations: Benny Sander (Fifth season - Arizona, '15)

Team and Recruitment Analyst: Mike Stump (First season - Kentucky '17)

Graduate Manager: Isaac Green (First season - Indiana '21)

Graduate Manager: Jacob Herrs (First season - Wichita State '21)

Graduate Manager: Nick Russell (First season - SMU '14)



SERIES HISTORY

INDIANA LEADS 71-57

1/29/1910	W	13-11	Madison	2/11/44	L	43-62	Bloomington	2/17/75	W	93-58	Bloomington	1/5/00	W	71-67	Bloomington
3/7/10	L	8-33	Bloomington	2/12/44	L	31-52	Bloomington	1/31/76	W	114-61	Bloomington	3/5/00	L	53-56	Madison
2/3/11	L	9-51	Madison	1/11/47	L	49-70	Madison	2/26/76	W	96-67	Madison	1/4/01	L	46-49	Madison
3/10/11	W	21-18	Bloomington	1/10/48	L	54-58	Bloomington	1/15/77	W	79-64	Madison	2/24/01	W	85-55	Bloomington
2/16/12	L	10-49	Madison	1/15/49	L	48-58	Madison	2/24/77	L	64-66	Bloomington	3/9/01	W	64-52	Chicago
3/16/12	L	21-34	Bloomington	1/7/50	W	61-59	Bloomington	1/14/78	L	65-78	Madison	2/13/02	L	63-64	Bloomington
2/13/13	L	19-30	Bloomington	3/5/51	W	68-58	Bloomington	2/23/78	W	58-54	Bloomington	2/15/03	L	59-71	Madison
2/27/13	L	10-48	Madison	2/23/52	W	63-48	Madison	1/25/79	W	82-61	Bloomington	1/6/04	L	45-79	Madison
1/12/14	L	15-59	Bloomington	2/9/53	W	66-48	Bloomington	2/17/79	W	68-62 *	Madison	3/9/04	L	52-70	Bloomington
2/24/14	L	24-46	Madison	2/16/53	W	72-70	Madison	1/5/80	L	50-52	Madison	1/8/05	W	74-61	Bloomington
1/9/15	L	18-39	Bloomington	1/4/54	W	70-67	Bloomington	2/28/80	W	61-52	Bloomington	3/1/05	L	60-62	Madison
1/18/15	L	15-47	Madison	1/16/54	W	90-74	Madison	2/5/81	W	89-64	Bloomington	2/8/06	L	54-72	Madison
3/6/17	L	13-29	Madison	1/15/55	L	66-77	Madison	2/14/81	W	59-52	Madison	3/10/06	W	61-56	Indianapolis
3/15/17	L	16-18	Bloomington	2/7/55	W	65-58	Bloomington	1/28/82	W	62-56	Madison	1/31/07	W	71-66	Bloomington
2/24/19	L	16-29	Madison	1/7/56	W	75-71	Madison	2/18/82	W	88-57	Bloomington	1/31/08	L	49-62	Madison
3/15/19	W	22-12	Bloomington	2/13/56	L	67-69	Bloomington	2/3/83	W	83-73	Bloomington	2/13/08	L	66-68	Bloomington
1/8/23	L	10-17	Bloomington	1/7/57	W	79-68	Bloomington	2/12/83	W	75-56	Madison	2/19/09	L	51-68	Bloomington
3/12/23	L	17-35	Madison	2/23/57	W	85-74	Madison	2/4/84	W	81-67	Madison	3/8/09	L	61-85	Madison
1/5/24	L	21-23	Bloomington	2/10/58	W	93-87	Madison	2/9/84	W	74-64	Bloomington	2/13/10	L	55-83	Madison
1/14/24	L	27-28	Madison	3/7/59	W	91-71	Bloomington	1/12/85	W	90-68	Bloomington	2/25/10	L	46-78	Bloomington
1/13/26	L	31-33	Madison	2/6/60	W	97-85	Madison	2/7/85	W	58-54	Madison	1/20/11	L	60-69	Madison
3/9/26	W	35-20	Bloomington	2/13/60	W	91-71	Bloomington	1/11/86	W	80-69	Madison	3/3/11	L	66-77	Bloomington
1/8/27	W	28-23	Madison	2/18/61	W	98-84	Madison	2/6/86	W	78-69	Bloomington	1/26/12	L	50-57	Madison
2/26/27	W	31-23	Bloomington	3/6/61	W	80-69	Bloomington	1/15/87	W	103-65	Bloomington	3/9/12	L	71-79	Indianapolis
1/14/29	L	20-24	Madison	2/12/62	L	94-105	Bloomington	2/16/87	W	86-85***	Madison	1/15/13	L	59-64	Bloomington
2/16/29	L	25-27	Bloomington	2/25/63	L	96-102	Madison	1/14/88	W	55-53	Bloomington	3/16/13	L	56-68	Chicago
1/23/30	L	21-23*	Bloomington	2/17/64	W	82-80**	Madison	2/24/88	W	84-74	Madison	1/14/14	W	75-72	Bloomington
3/8/30	L	23-34	Madison	2/24/64	W	108-82	Bloomington	1/19/89	W	61-58	Madison	2/25/14	L	69-58	Madison
2/15/32	W	33-21	Bloomington	2/20/65	W	100-87	Bloomington	3/9/89	W	75-64	Bloomington	2/3/15	L	78-92	Madison
3/5/32	L	26-35	Madison	3/8/65	W	92-73	Madison	2/1/90	W	85-61	Bloomington	1/5/16	W	59-58	Bloomington
1/14/33	L	37-38	Bloomington	2/7/66	L	78-79	Madison	2/3/90	W	70-68	Madison	1/26/16	L	79-82*	Madison
2/18/33	W	29-28*	Madison	2/11/67	W	93-81	Bloomington	1/30/91	W	73-57	Bloomington	1/3/17	L	68-75	Bloomington
1/12/35	L	23-30	Bloomington	2/10/68	L	83-95	Madison	3/2/91	W	74-61	Madison	2/5/17	L	60-65	Madison
2/16/35	L	27-37*	Madison	3/5/68	W	93-85	Bloomington	1/11/92	W	79-63	Madison	3/10/17	L	60-70	Washington, DC
1/20/36	W	26-24	Madison	2/4/69	W	65-63	Madison	3/12/92	W	66-41	Bloomington	1/02/18	L	61-71	Madison
2/22/36	W	54-21	Bloomington	2/25/69	W	101-84	Bloomington	3/14/93	W	87-80	Madison	2/26/19	W	75-73	Bloomington
2/7/38	W	47-44	Bloomington	2/17/70	W	89-77	Bloomington	3/12/94	W	78-65	Bloomington	12/7/19	L	64-84	Madison
2/28/38	L	32-34	Madison	3/1/71	L	87-94**	Madison	1/7/95	W	73-70	Bloomington	3/7/20	L	56-60	Bloomington
1/14/39	W	43-19	Bloomington	1/15/72	L	64-66*	Bloomington	3/8/95	W	72-70	Madison	1/7/21	L	73-80*	Madison
2/15/40	W	40-34	Madison	2/12/72	W	84-76*	Madison	1/10/96	W	81-55	Bloomington	12/8/21	L	59-64	Madison
2/24/41#	L	30-38	Bloomington	1/6/73	W	78-64	Madison	3/2/96	W	76-68	Madison				
1/5/42	W	38-34	Bloomington	2/24/73	W	57-55	Bloomington	1/4/97	L	58-71	Madison				
1/24/42	L	36-42	Madison	1/12/74	W	52-51	Bloomington	3/5/97	W	70-66	Bloomington				
2/13/43	W	51-44	Madison	2/11/74	W	81-63	Madison	1/25/98	W	69-59	Madison				
2/15/43	L	53-57	Madison	1/20/75	W	89-69	Madison	2/3/99	W	70-61	Bloomington				

*denotes OT game





SERIES HISTORY



Official Basketball Box Score - Final
Indiana at Wisconsin
12/08/21 Kohl Center, Madison
2021-22 Men's Basketball

Game Time: 0:00 PM
Game Duration: 2:03
Attendance: 16,013

Officials: D.J. Carstensen, Courtney Green, Rob Kueneman

Indiana - 59

Record: 7-2 (1-1)

NO.	Name	Min	FG	3P	FT	Rebounds	Fouls	TP	AS	TO	ST	Blocks	+/-
			M-A	M-A	M-A	OR DR TOT	PF FD					BS BA	
12	Miller Kopp	F 28:37	3-6	1-1	0-0	0 1 1	2 0	7	0	1	0	0 1	0
23	Trayce Jackson-Davis	F 30:39	4-10	0-0	1-2	3 3 6	1 3	9	1	0	0	1 1	-11
25	Race Thompson	F 29:45	6-11	0-1	0-0	4 5 9	3 1	12	1	0	1	0 1	-13
0	Xavier Johnson	G 27:11	4-16	0-1	2-6	1 6 7	4 6	10	7	3	0	0 2	-1
45	Parker Stewart	G 26:03	3-7	3-5	0-0	1 3 4	4 0	9	1	0	1	0 1	-11
22	Jordan Geronimo	G 10:02	0-2	0-1	3-4	2 3 5	1 2	3	1	1	0	2 0	9
53	Tamar Bates	G 16:53	1-3	1-2	0-0	0 2 2	1 0	3	1	2	0	0 0	9
2	Michael Durr	G 09:21	2-3	0-0	0-0	0 1 1	0 0	4	0	1	0	0 0	6
1	Rob Phinisee	G 12:49	1-4	0-2	0-1	1 3 4	1 3	2	2	1	0	0 0	-4
3	Anthony Leal	G 08:40	0-0	0-0	0-0	0 0 0	2 0	0	0	0	0	1 0	-9
Team			2	3	5			0					
Totals			24-62	5-13	6-13	14 30 44	19 15	59	14	9	2	4 6	-5

Shooting By Period			
1st	FG%	17-31	54.8%
3PT%	5-8	62.5%	
FT%	3-4	75%	
2nd	FG%	7-31	22.6%
3PT%	0-5	0.0%	
FT%	3-9	33.3%	
GM	FG%	24-62	38.7%
3PT%	5-13	38.5%	
FT%	6-13	46.2%	
Dead Ball Rebounds: 1, 0			

Wisconsin - 64

Record: 8-1 (1-0)

NO.	Name	Min	FG	3P	FT	Rebounds	Fouls	TP	AS	TO	ST	Blocks	+/-
			M-A	M-A	M-A	OR DR TOT	PF FD					BS BA	
5	Tyler Wahl	F 27:27	2-7	0-1	3-4	3 9 12	2 2	7	3	0	1	3 1	12
22	Steven Crowl	F 19:04	2-6	1-2	0-0	0 0 0	4 0	5	3	0	1	0 1	-8
1	Johnny Davis	G 36:45	8-17	1-3	6-7	1 8 9	1 8	23	1	3	0	1 0	4
23	Chuckie Hepburn	G 25:33	0-4	0-3	4-4	0 2 2	4 2	4	1	0	0	2 0	6
34	Brad Davison	G 33:55	3-12	2-7	0-0	0 4 4	1 2	8	3	1	1	0 2	7
14	Carter Gilmore	G 04:01	1-2	0-1	0-0	0 0 0	0 0	2	0	0	0	0 0	-6
33	Chris Vogt	G 20:56	4-6	0-0	1-1	4 2 6	2 2	9	1	0	1	0 0	13
2	Jordan Davis	G 12:17	1-4	1-4	0-0	0 1 1	0 1	3	0	0	0	0 0	-4
20	Ben Carlson	G 20:02	1-4	0-2	1-2	2 2 4	1 2	3	0	0	0	0 0	1
Team			1	2	3			0					
Totals			22-62	5-23	15-18	11 30 41	15 19	64	12	4	4	6 4	5

Shooting By Period			
1st	FG%	10-32	31.3%
3PT%	1-10	10.0%	
FT%	4-5	80%	
2nd	FG%	12-30	40.0%
3PT%	4-13	30.8%	
FT%	11-13	84.6%	
GM	FG%	22-62	35.5%
3PT%	5-23	21.7%	
FT%	15-18	83.3%	
Dead Ball Rebounds: 2, 0			

Technical Fouls: NONE

	IU	UW	Points from	IU	UW	Period by Period Scoring
Biggest lead	22 (1st 1:17)	5 (1st 17:38)	Turnovers	7	15	1st 2nd TOT
Best Scoring Run	12 (1st 8:44)	11 (2nd 0:13)	Paint	30	22	IU 42 17 59
Lead Changes	2		Second Chance	16	11	UW 25 39 64
Times Tied	2		Fast Breaks	14	6	
Time with Lead	34:26	03:01	Bench	12	17	

ACTIVE INDIANA PLAYERS CAREER VS. WISCONSIN

		Total					3-Point		F-Throw		Rebounds											
##	Player	gp-gs	min	avg	fg-fga	fg%	3fg-fga	3fg%	ft-fa	ft%	off	def	tot	avg	pf	dq	a	to	blk	stl	pts	avg
04	Trayce Jackson-Davis	4-4	136	34.0	19-40	.475	0-0	.000	9-13	.692	8	21	29	7.3	7	0	5	6	5	0	47	11.8
00	Xavier Johnson	1-1	27	27.0	4-16	.250	0-1	.000	2-6	.333	1	6	7	7.0	4	0	7	3	0	0	10	10.0
45	Parker Stewart	1-1	26	26.0	3-7	.429	3-5	.600	0-0	.000	1	3	4	4.0	4	0	1	0	0	1	9	9.0
12	Miller Kopp	1-1	29	29.0	3-6	.500	1-1	1.000	0-0	.000	0	1	1	1.0	2	0	0	1	0	0	7	7.0
10	Phinisee,Rob	4-2	125	31.3	10-29	.345	3-13	.231	4-7	.571	1	8	9	2.3	6	0	19	3	0	4	27	6.8
25	Thompson,Race	5-2	114	22.8	11-25	.440	0-2	.000	6-9	.667	9	27	36	7.2	12	0	1	3	2	3	28	5.6
03	Anthony Leal	2-0	43	21.5	3-6	.500	3-6	.500	0-0	.000	0	1	1	0.5	6	0	1	1	2	0	9	4.5
02	Michael Durr	1-0	10	10.0	2-3	.667	0-0	.000	0-0	.000	0	1	1	1.0	0	0	0	1	0	0	4	4.0
53	Tamar Bates	1-0	16	16.0	1-3	.333	1-2	.500	0-0	.000	0	2	2	2.0	1	0	1	2	0	0	3	3.0
22	Jordan Geronimo	2-0	17	8.5	0-3	.000	0-2	.000	3-4	.750	2	4	6	3.0	1	0	2	1	2	0	3	1.5
32	Trey Galloway	1-1	13	13.0	0-1	.000	0-0	.000	0-0	.000	0	0	0	0.0	0	0	0	1	0	0	0	0.0
04	Khristian Lander	1-0	4	4.0	0-3	.000	0-1	.000	0-0	.000	0	0	0	0.0	0	0	1	0	0	1	0	0.0

ACTIVE WISCONSIN PLAYERS CAREER VS. INDIANA

		Total					3-Point		F-Throw		Rebounds											
##	Player	gp-gs	min	avg	fg-fga	fg%	3fg-fga	3fg%	ft-fa	ft%	off	def	tot	avg	pf	dq	a	to	blk	stl	pts	avg
01	Johnny Davis	2-1	78	39.0	10-28	.357	1-5	.200	8-9	.889	2	15	17	8.5	2	0	1	3	1	3	29	14.5
33	Chris Vogt	1-0	21	21.0	4-6	.667	0-0	.000	1-1	1.000	4	2	6	6.0	2	0	1	0	0	1	9	9.0
34	Davison, Brad	6-6	216	36.0	15-57	.263	10-29	.345	7-10	.700	2	17	19	3.2	13	0	11	7	0	9	47	7.8
05	Tyler Wahl	4-1	80	20.0	8-16	.500	2-3	.667	7-10	.700	4	12	16	4.0	4	0	5	3	3	5	25	6.3
22	Steven Crowl	1-1	19	19.0	2-6	.333	1-2	.500	0-0	.000	0	0	0	0.0	4	0	3	0	0	1	5	5.0
23	Chucky Hepburn	1-1	25	25.0	0-4	.000	0-3	.000	4-4	1.000	0	2	2	2.0	4	0	1	0	2	0	4	4.0
20	Ben Carlson	1-0	20	20.0	1-4	.250	0-2	.000	1-2	.500	2	2	4	4.0	1	0	0	0	0	0	3	3.0
02	Jordan Davis	1-0	12	12.0	1-4	.250	1-4	.250	0-0	.000	0	1	1	1.0	0	0	0	0	0	0	3	3.0
14	Carter Gilmore	1-0	4	4.0	1-2	.500	0-1	.000	0-0	.000	0	0	0	0.0	0	0	0	0	0	0	2	2.0
04	Carter Higginbottom	1-0	1	1.0	0-0	.000	0-0	.000	0-0	.000	0	0	0	0.0	0	0	0	0	0	0	0	0.0



RECENT TOP IU NON-CONFERENCE RECORDS

2007-08: 12-1 2011-12: 13-0 2012-13: 12-1 2019-20: 10-1 2021-22: 9-1

SIMON SKJODT ASSEMBLY HALL RECORDS

Points

43, **Trayce Jackson-Davis vs. Marshall, 2021**

42, Steve Alford vs. Michigan State, 1987

40, Ted Kitchel, vs. Illinois, 1981

Field Goals

18, **Trayce Jackson-Davis vs. Marshall, 2021**

Steve Downing vs. Illinois, 1973

IU All-Time Single Game Scoring

1.	56	Jimmy Rayl	Michigan State	2/23/63
	56	Jimmy Rayl	Minnesota	1/27/62
3.	48	Mike Woodson	at Illinois	3/3/79
4.	47	Steve Downing	Kentucky	12/11/71
	47	Don Schlundt	Ohio State	3/5/55
6.	47	Don Schlundt	Ohio State	1/18/54
7.	45	George McGinnis	Northern Illinois	2/1/71
8.	44	Jimmy Rayl	at Michigan State	1/5/63
	44	Jimmy Rayl	Wisconsin	2/12/62
10.	43	Trayce Jackson-Davis	Marshall	11/27/21
11.	42	Steve Alford	Michigan State	2/4/87
	42	Dick VanArsdale	vs. Notre Dame*	12/4/63
	42	Walt Bellamy	at Illinois	2/22/60
14.	41	Alan Henderson	at Michigan State	3/9/94
	41	Scott May	at Wisconsin	2/26/76
	41	Steve Downing	Illinois	2/12/73
	41	George McGinnis	San Jose State	12/29/70
	41	Jimmy Rayl	at DePaul	1/28/62
	41	Don Schlundt	SMU	12/13/54
	41	Don Schlundt	vs. Notre Dame**	3/14/53
21.	40	Ted Kitchel	Illinois	1/10/81

BOTH TEAMS OVER 100 POINTS

1. **at Syracuse, L, 112-110 (2OT) – November 30, 2021.**

2. vs Penn State, W, 110-102 (3OT) – February 1, 2017.

3. vs Northern Illinois, W, 113-112 – February 1, 1971.

4. at Notre Dame, W, 106-103 – December 15, 1970.

5. at Michigan State, L, 107-103 – January 11, 1964.

6. VS Notre Dame (Fort Wayne), W, 108-102 – December 4, 1963.

7. vs Illinois, W, 103-100 – February 16, 1963.

8. at Illinois, L, 104-101 – February 4, 1963.

9. vs Minnesota, W, 105-104 – January 27, 1962.

10. at Minnesota, L, 104-100 – January 8, 1962.

ALL-TIME OVERTIME GAMES (SINCE 1971)

1. **at Syracuse, L, 112-110 (2OT) – November 30, 2021.**

2. at Northwestern, W, 79-76 (OT) – February 10, 2021.

3. vs Illinois, L, 75-71 (OT) – February 2, 2021.

4. at Wisconsin, L, 80-73 (2OT) – January 7, 2021.

5. vs Penn State, W, 87-85 (OT) – December 30, 2020.

6. at Florida State, L, 69-67 (OT) – December 9, 2020.

7. vs Nebraska, W, 96-90 (OT) – December 13, 2019.

8. vs Wisconsin, W, 75-73 (2OT) – February 26, 2019.

9. at Iowa, L, 76-70 (OT) – February 22, 2019.

10. at Michigan State, W, 79-75 (OT) – February 2, 2019.

11. vs Ohio State, L, 80-78 (2OT) – February 23, 2018.

12. vs Notre Dame (Indianapolis), W, 80-77 (OT) – December 16, 2017.

13. at Iowa, L, 96-90 (OT) – February 21, 2017.

14. vs Penn State, W, 110-102 (3OT) – February 1, 2017.

15. at IPFW, L, 71-68 (OT) – November 22, 2016.

16. at Wisconsin, L, 82-79 (OT) – January 26, 2016.

17. vs Georgetown (New York City), L, 91-87 (OT) – December 27, 2014.

18. at Illinois, L, 83-80 (OT) – December 31, 2013.

19. vs Butler (Indianapolis), L, 88-86 (OT) – December 15, 2012.

20. VS Georgetown (Legends Classic- Brooklyn), W, 82-72 (OT) – November 20, 2012.

21. at Michigan State, L, 84-83 (OT) – January 30, 2011.

22. vs Northwestern, W, 88-80 (OT) – March 6, 2010.

23. vs Minnesota, W, 81-78 (OT) – January 17, 2010.

24. vs Michigan, L, 72-66 (OT) – January 7, 2009.

25. at Penn State, L, 68-64 (OT) – March 9, 2008.

26. at Illinois, W, 83-79 (2OT) – February 7, 2008.

27. vs Illinois (Chicago), L, 58-54 (OT) – March 9, 2007.

28. vs Michigan State, W, 78-74 (OT) – February 27, 2005.

29. at Purdue, W, 75-73 (OT) – January 15, 2005.

30. vs Iowa, L, 84-82 (OT) – February 7, 2004.

31. at Minnesota, W, 86-81 (OT) – January 24, 2004.

32. vs Xavier (Indianapolis), W, 80-77 (OT) – November 29, 2003.

33. vs Iowa, W, 91-88 (OT) – March 1, 2003.

34. vs Michigan State, L, 67-62 (OT) – February 8, 2003.

35. vs Maryland, W, 80-74 (OT) – December 3, 2002.

36. at Penn State, W, 85-78 (OT) – February 3, 2001.

37. at Minnesota, L, 78-74 (OT) – January 20, 2001.

38. vs Michigan State, W, 81-79 (OT) – February 26, 2000.

39. at Michigan State, L, 77-71 (OT) – January 11, 2000.

40. vs Notre Dame, W, 81-64 (OT) – November 30, 1999.

41. at Illinois, W, 70-64 (OT) – February 24, 1999.

42. at Northwestern, W, 69-62 (OT) – February 13, 1999.

43. vs Purdue, L, 86-81 (OT) – February 9, 1999.

44. at Penn State, W, 98-95 (2OT) – January 31, 1999.

45. at Minnesota, L, 90-83 (OT) – January 26, 1999.

46. vs Kentucky (Louisville), L, 70-61 (OT) – December 8, 1998.

47. at Notre Dame, W, 76-72 (OT) – December 1, 1998.

48. vs Oklahoma (Washington DC), W, 94-87 (OT) – March 12, 1998.

49. Purdue, L, 89-87 (OT) – February 18, 1997.

50. at Michigan, W, 84-81 (OT) – February 16, 1997.

51. vs Minnesota, L, 96-91 (OT) – January 8, 1997.

52. vs Butler, W, 89-84 (OT) – December 23, 1996.

53. at Notre Dame, L, 80-79 (OT) – November 29, 1994.

54. vs Ohio State, W, 87-83 (OT) – February 2, 1994.

55. at Purdue, L, 83-76 (OT) – January 18, 1994.

56. at Kansas, L, 86-83 (OT) – December 22, 1993.

57. at Ohio State, L, 81-77 (OT) – February 23, 1993.

58. at Penn State, W, 88-84 (2OT) – February 9, 1993.

59. vs Florida State, W, 81-78 (OT) – November 25, 1992.

60. vs Purdue, L, 81-79 (OT) – January 13, 1990.

61. at Wisconsin, W, 86-85 (3OT) – February 16, 1987.

62. vs Purdue, W, 71-70 (OT) – January 23, 1986.

63. vs Minnesota, W, 74-72 (OT) – February 11, 1984.

64. at Michigan State, W, 70-62 (OT) – January 19, 1984.

65. vs Illinois, W, 73-68 (OT) – January 11, 1984.

66. vs Kansas State, W, 56-53 (OT) – December 21, 1983.

67. at Minnesota, W, 56-53 (OT) – January 29, 1981.

68. at Michigan, L, 55-52 (OT) – January 15, 1981.

69. vs Ohio State, W, 76-73 (OT) – March 2, 1980.

70. vs Michigan, W, 63-61 (OT) – January 10, 1980.

71. at Wisconsin, W, 68-62 (OT) – February 17, 1979.

72. at Ohio State, L, 66-63 (OT) – January 27, 1979.

73. vs Kentucky, W, 68-67 (OT) – December 16, 1978.

74. vs Michigan, W, 72-67 (OT) – February 7, 1976.

75. vs Toledo (St. Louis), W, 73-72 (OT) – March 17, 1974.

76. at Wisconsin, W, 84-76 (OT) – February 12, 1972.

77. vs Wisconsin, L, 66-64 (OT) – January 15, 1972.

78. vs Kentucky (Louisville), 90-89 (2OT) – December 11, 1971.

REBOUND MARGIN (SINCE 1967)

12/12/2021	Indiana vs Merrimack	+38 (54-16)
11/19/2016	(6)Indiana vs Liberty	+35 (55-20)
11/13/2015	(15)Indiana vs Eastern Illinois	+34 (51-17)
11/18/2005	(23)Indiana vs Nicholls	+34 (55-21)
12/29/2007	(13)Indiana vs Chicago State	+30 (56-26)



TEAM FIELD GOAL % (50% OR BETTER)

1. vs. Northern Kentucky: 58.2%
2. vs. Marshall: 57.6%
3. at Syracuse: 55.1%
4. at Nebraska: 54%
5. vs. Louisiana: 53.8%
6. vs. St. John's: 51.7%
7. vs. Merrimack: 51.9%
8. at Iowa: 50.9%

TEAM 3-POINT FIELD GOAL% (40% OR BETTER):

1. vs. Marshall: 53.3%
2. vs. Louisiana: 52.6%
3. at Syracuse: 40.7%
4. vs. Jackson State: 40%
4. vs. Notre Dame: 40%

TEAM FREE THROW % (80% OR BETTER):

1. vs. Ohio State: 83.3%
2. vs. Nebraska: 82.4%

ANY HALF WITH 60% FIELD GOAL % OR BETTER:

1. Second Half at Syracuse: 74.1%
2. Second Half vs. Marshall: 64.3%
2. Second Half vs. Northern Kentucky: 64.3%
4. First Half at Nebraska: 61.5%
5. First Half vs. Louisiana: 60.9%

DEFENSIVE FG% TOP FIVE HALVES:

1. First Half vs. Louisiana: 11.8%
2. First Half vs. Northern Kentucky: 15.6%
3. First Half vs. Jackson State: 19.2%
4. Second Half vs. Jackson State: 21.9%
5. First Half vs. Eastern Michigan: 22.6%

Best of the rest:

- First Half vs. Northern Illinois: 23.8%
- First Half vs. St. John's: 33.3%
- Second Half vs. Louisiana: 25.6%
- First Half vs. Nebraska: 30%
- First Half at Wisconsin: 31.3%
- First Half vs. Merrimack: 34.5%
- Second Half vs. Merrimack: 24%
- Second Half vs. Notre Dame: 33.3%
- Second Half vs. Ohio State: 26.1%

DOUBLE-DOUBLES THIS SEASON

- 21/14, Trayce Jackson-Davis vs. Eastern Michigan
- 18/10, Trayce Jackson-Davis vs. St. John's
- 31/16, Trayce Jackson at Syracuse
- 17/12, Trayce Jackson-Davis vs. Notre Dame
- 27/12, Trayce Jackson-Davis vs. Ohio State
- 13/12, Trayce Jackson-Davis vs. Minnesota
- 18/11, Trayce Jackson-Davis at Iowa
- 23/12, Trayce Jackson-Davis at Nebraska
- 13/11, Trayce Jackson-Davis at Northwestern

- 12/10, Race Thompson vs. NIU
- 17/12, Race Thompson at Syracuse
- 11/11, Race Thompson vs. Nebraska
- 18/12, Race Thompson at Maryland
- 13/14, Race Thompson at Michigan State

- 13/13, Jordan Geronimo vs. Merrimack

CAREER 20-POINT GAMES

- Trayce Jackson-Davis, 28
- Xavier Johnson, 16 (played 3 years at Pitt)
- Parker Stewart, 14 (Played at Pitt and UT Martin)
- Miller Kopp, 9 (played 3 years at Northwestern)
- Rob Phinisee, 1

CAREER DOUBLE FIGURE REBOUND GAMES

- Trayce Jackson-Davis, 30
- Race Thompson, 13
- Jordan Geronimo, 2
- Parker Stewart, 2

DOUBLE-FIGURE BENCH POINTS

- Rob Phinisee, 20 vs. Purdue
- Tamar Bates, 13 vs. Nebraska
- Jordan Geronimo, 13 vs. Merrimack
- Rob Phinisee, 13 vs. Minnesota
- Tamar Bates, 11 vs. St. John's
- Tamar Bates, 10 vs. Louisiana
- Trey Galloway, 10 at Iowa
- Jordan Geronimo, 10 at Nebraska
- Rob Phinisee, 10 vs. Northern Kentucky

TEAM 3-POINT FIELD GOAL% SINCE 1996-97:

1. vs. San Francisco, 88.9 (8-9)
2. vs. Kent State, 78.9% (15-19)
3. vs. Penn State, 76.9% (10-13)

DEFICITS OVERCOME IN WINS

- 12 vs. Marshall
- 10 vs. Nebraska
- 9 vs. Notre Dame
- 8 vs. Ohio State
- 8 vs. Purdue
- 8 vs. Maryland

LEADS GIVEN UP IN LOSSES

- 22 at Wisconsin
- 11 at Iowa
- 8 vs. Illinois
- 7 at Northwestern
- 5 at Penn State
- 4 at Syracuse
- 4 at Michigan State

CAREER DIVISION I STARTS

- 104, Xavier Johnson
- 97, Miller Kopp
- 95, Parker Stewart
- 85, Michael Durr
- 83, Trayce Jackson-Davis
- 69, Rob Phinisee
- 51, Race Thompson
- 9, Trey Galloway
- 2, Anthony Leal



EXPERIENCE MATTERS

Team Doctor **Larry Rink** (42 years) and Athletic Trainer **Tim Garl** (41 years) boast 83 combined years of service to the program.

Coach **Mike Woodson** (20 years) and Assistant AD for Basketball Administration **Armond Hill** (17 years) have a combined 37 years of coaching experience at the NBA level. Woodson won an NBA title with the 2004 Pistons and Hill was on the staff of the world champion 2009 Celtics.

FORMER NBA PLAYERS COACHING AT ALMA MATER

Mike Woodson | Indiana
Speedy Claxton | Hofstra
Hubert Davis | North Carolina
Patrick Ewing | Georgetown
Penny Hardaway | Memphis
Juwan Howard | Michigan
Aaron McKie | Temple

HOOSIERS AND KANSAS TO PLAY IN 2022, 2023

Indiana and Kansas, two of the most historically significant programs in college basketball, have agreed to a home-and-home series which will begin Saturday, December 17, 2022 in Allen Fieldhouse in Lawrence, Kan. The Jayhawks will visit Simon Skjodt Assembly Hall on Saturday, December 16, 2023 in the return matchup in Bloomington.

This will be the third time that the two teams, who have won eight combined NCAA Champions (5 for IU, 3 for Kansas), have scheduled a home-and-home series. Both games will take place after finals week at IU.

"I'm extremely excited for our program to have the opportunity to play a home-and-home series against a team that is rich in tradition like the University of Kansas," said first-year head coach Mike Woodson. "I think it's wonderful for the players and coaches in both programs to play these games in such iconic buildings like Simon Skjodt Assembly Hall and Allen Fieldhouse."

Indiana holds an 8-6 lead in the series which began with the Hoosiers defeating the Jayhawks in the 1940 and 1953 NCAA Championship game. IU also won the next four games as each team visited the other's campus from 1971-74. The Jayhawks won the next five meetings beginning with the ECAC Holiday Festival in New York in 1981, the NCAA Regional Semifinals in Charlotte in 1991, at the RCA Dome in Indianapolis in 1992 and in the NCAA Regional Finals in St. Louis in 1993. The Hoosiers lost in overtime in at Kansas in December 1993, but won the return game in Bloomington in December, 1994. Kansas won the next meeting in 1995 in Kansas City and IU won the last meeting in overtime in 2016 in the Armed Forces Classic in Honolulu.

HOOSIERS SIGN 3 TO NATIONAL LETTERS OF INTENT

Indiana University men's basketball coach **Mike Woodson** has announced the signing of three players to national letters of intent to play basketball and attend Indiana University beginning in the fall of 2022. The first-year head coach and his staff welcome 6-8 forward **Kaleb Banks** (Fayetteville, Ga./Fayette County), 6-5 guard **C.J. Gunn** (Indianapolis/Lawrence North) and 6-5 guard **Jalen Hood-Schifino** (Charlotte, N.C./Montverde Academy (FL)) to IU.

The recruiting class is ranked 16th in the country by 247Sports and 22nd by Rivals.com.

Mike Woodson on the Recruiting Class:

"I'm very excited to have these young men join our program and to have the opportunity to attend what I feel is the greatest University in the country. As a group, we are bringing in versatile players who have a great work ethic and tremendous attitudes. We believe they will continue to get better and improve themselves not only as players but as people as well. They have been well-coached and want to be challenged. They will fit right in with who we have in the program and are excited to be a part of something special here at Indiana. I think our coaching staff has done an outstanding job of identifying players who can thrive in our environment athletically, socially, and academically and we welcome them and their families to Hoosier Nation."

Kaleb Banks

F 6-8 215
Fayetteville, Ga. (Fayette County)

Ranked #81: ESPN, #95: 247, #121: Rivals.com
Was integral part of Class 4A State runner-up team under coach Andre Flynn... averaged 23.5 points and 8.5 rebounds per game as a junior... hit 40 three-pointers and shot 63% from the field overall... won Region 5-AAAA player of the year... named First Team All-State in Class 4A... played AAU in the off-season for coach Greg Robinson of the Atlanta Celtics... son of Kendra Banks.

Woodson on Banks:

"Kaleb is someone who continues to improve his game and has a tremendous future in basketball. He is a very versatile player both offensively and defensively. His ability to score the basketball and create for him and his teammates is something that was very attractive to our staff. He is a tough-minded player who plays with great confidence and will be an impactful part of our program. I love the way he carries himself and shows his love for what he does."

C.J. Gunn

G 6-5 175
Indianapolis, Ind. (Lawrence North)
Ranked #130: 247

Helped lead Lawrence North to an Indiana Class 4A state runner-up appearance in 2021 under legendary coach Jack Keefer... averaged 13.9 points, 4.6 rebounds, 1.7 assists per game as a junior ... shot 38% from long distance... had 33 points and made a school-record nine three-pointers in a game against Ft. Wayne Snider... named an Indiana Junior All-Star and to the Indiana Basketball Coaches Association Underclass All-State Supreme 15 ... played AAU for Spiece Indy Heat under coach Ryan Owens prior to his senior season... son of Christopher and Linda Gunn.

Woodson on Gunn:

"C.J. is a local kid who has tremendous love for Indiana University. He's loyal and dedicated and will bring size and athleticism to the wing position. He comes from a very respected and winning high school program in Indiana and will be able to help us with his ability to play multiple positions. I think he, like the others, will have a real opportunity to grow and improve in our system. We can't wait to have the opportunity to work with him when he gets to campus."

Jalen Hood-Schifino

G 6-5 210
Charlotte, N.C. (Montverde Academy)

Ranked: #20: Rivals.com, #24: 247 and ESPN
A five-star recruit who plays for prestigious Montverde Academy in Montverde, Fla. for coach Kevin Boyle... team won the 2021 Geico High School National Title... five of his teammates also are signing Division I letters of intent... played for coach Norton Hurd IV and Team Thad, an AAU program founded by NBA player Thaddeus Young, in the off-season... son of Adrienne "Angel" Hood-Schifino.

Woodson on Hood-Schifino:

"Jalen has a presence about himself that makes you take notice. As a staff we loved watching him play. He displays great maturity and is a team-first guy who makes others around him better, a pure winner. He has great size for his position and is a powerful guard that plays with force. Jalen will be able to help our ball club in a variety of ways. He's a guard that can score on all 3 levels, rebound the basketball, and has tremendous defensive awareness. Like the others, we are anxious for Jalen to get to campus."

GAME NOTES

KEY STAFF FOR THE HOOSIERS

Dane Fife, Assistant Coach

Rejoins Indiana after spending 10 seasons under Tom Izzo at Michigan State... was the head coach at IPFW for six seasons... played four seasons at IU for Bob Knight and Mike Davis from 1999-02. Served on Hoosier staff for two more years.

Kenya Hunter, Assistant Coach

Enters year two with the Hoosiers after working the previous two years at UConn... also coached five seasons at Nebraska (2013-18) and was on staff at NC State.

Yasir Rosemond, Assistant Coach

Joins Indiana with 15 years of college basketball experience... worked two seasons under Avery Johnson at Alabama... coached at Georgia, Oregon, Samford and Seattle.

Armond Hill, Dir. of Basketball Admin.

Brings close to 50 years of experience as a player and coach at the highest levels... worked with Mike Woodson on the Los Angeles Clippers coaching staff from 2014-18... spent 15 seasons with Doc Rivers as a member of the coaching staffs of both the Boston Celtics (2004-13) and Los Angeles Clippers (2013-20).

Clif Marshall, Dir. of Ath. Performance

Enters his fifth season... longtime trainer of professional athletes, most notably several NFL standouts.

Tim Garl, Athletic Trainer

Enters 41st year in the program... training room is named in his honor.

Dr. Larry Rink, Team Doctor

Enters 42nd year with the team. The Dr. Lawrence D. Rink Center for Sports Medicine and Technology is named in his honor in the Memorial Stadium South Endzone.

Brian Walsh, Team & Recruiting Coord.

Enters fifth year with the team.

Benny Sander, Dir. of Basketball Ops.

Enters fifth year with the team.

Mike Stump, Recruitment Analyst

Enters first year with the team.

Don Fischer, Radio Play by Play

Enters 49th year with the team... third longest tenured ppx announcer in college basketball.

J.D. Campbell, Assoc. AD/Communications

Enters 15th year with the team.

IU COACHING DEBUTS

1922	Leslie Mann (W, Indiana Dental, 28-12)
1924	Everett Dean (L, Indiana State, 28-24)
1938	Branch McCracken (W, Ball State, 54-28)
1965	Lou Watson (W, St. Joseph's, 76-62)
1971	Bob Knight (W, Ball State, 84-77)
2000	Mike Davis (W, Pepperdine, 80-68)
2006	Kelvin Sampson (W, Lafayette, 91-66)
2008	Tom Crean (W, NW State, 83-65)
2017	Archie Miller (L, Indiana State, 90-69)
2021	Mike Woodson (W, E. Michigan, 68-62)

RECENT IU McDONALD'S ALL-AMERICANS

2007	Eric Gordon
2011	Cody Zeller
2012	Yogi Ferrell
2013	Noah Vonleh
2014	James Blackmon, Jr.
2015	Thomas Bryant
2018	Romeo Langford
2019	<u>Trayce Jackson-Davis</u>



HOOSIERS IN THE NBA

Eric Gordon - Houston Rockets
Victor Oladipo - Miami Heat
Cody Zeller - Portland Trail Blazers
Juwan Morgan - Maine/Boston
Romeo Langford - Boston Celtics
OG Anunoby - Toronto Raptors
Thomas Bryant - Washington Wizards

IU IN THE NAISMITH HALL OF FAME

1960 Branch McCracken
1966 Everett Dean
1991 Bob Knight
1993 Walt Bellamy
2000 Isiah Thomas
2014 Bob Leonard
2017 George McGinnis

INSIDE IU BASKETBALL WITH MIKE WOODSON

Inside Indiana Basketball Radio Show With Mike Woodson Presented By CommunityCars.com will air on select Mondays throughout the season. The show can be heard statewide on the CareSource Radio Network from Learfield and will be broadcast live from the Southern Stone Restaurant which is located at 405 W Patterson Drive in Bloomington.

The 15 shows, which is hosted by legendary "Voice of the Hoosiers" Don Fischer, will include segments with Coach Woodson and a segment with a member of the staff. The show will also air on the program's Facebook account.

Inside Indiana Basketball Broadcast Dates

February 14, 28
March 7





INDIANA ALL-TIME SCORING LIST

1.	Calbert Cheaney	2,613*	1990-93
2.	Steve Alford	2,438	1984-87
3.	Don Schlundt	2,192	1952-55
4.	A.J. Guyton	2,100	1997-00
5.	Mike Woodson	2,061	1977-80
6.	Kevin "Yogi" Ferrell	1,986	2012-16
7.	Alan Henderson	1,979	1992-95
8.	Damon Bailey	1,741	1991-94
9.	Kent Benson	1,740	1974-77
10.	Christian Watford	1,730	2010-13
11.	Eric Anderson	1,715	1989-92
12.	Brian Evans	1,701	1993-96
13.	Scott May	1,593	1974-76
14.	Greg Graham	1,590	1990-93
15.	Randy Wittman	1,549	1979-83
16.	Archie Dees	1,546	1956-58
17.	Bracey Wright	1,498	2003-05
18.	D.J. White	1,447	2004-08
19.	Walt Bellamy	1,441	1959-61
20.	Ray Tolbert	1,427	1978-81
21.	Robert Johnson	1,413	2014-18
22.	Kirk Haston	1,406	1999-01
23.	Jimmy Rayl	1,401	1961-63
24.	Juwan Morgan	1,374	2015-19
25.	Trayce Jackson-Davis	1,370	2019-pr.
26.	Andrae Patterson	1,365	1995-98
27.	Uwe Blab	1,357	1982-85
28.	Verdell Jones III	1,347	2009-12
29.	Ted Kitchel	1,336	1979-83
30.	Jordan Hulls	1,318	2010-13
31.	Tom Bolyard	1,299	1961-63
32.	Joby Wright	1,272	1970-72
33.	Steve Green	1,265	1973-75
34.	Tom VanArsdale	1,252	1963-65
35.	Dick VanArsdale	1,240	1963-65
36.	James Blackmon Jr.	1,235	2015-17
37.	Steve Downing	1,220	1971-73
38.	Tom Coverdale	1,217	2000-03
39.	Jeff Newton	1,203	2000-03
40.	Quinn Buckner	1,195	1973-76
41.	Cody Zeller	1,157	2011-13
42.	Will Sheehey	1,120	2011-14
43.	Victor Oladipo	1,117	2010-13
44.	Troy Williams	1,115	2013-16
45.	Marshall Strickland	1,106	2003-06
46.	Vernon Payne	1,101	1966-68
47.	Joe Cooke	1,099	1968-69
48.	Bob Leonard	1,098	1952-54
49.	Daryl Thomas	1,095	1984-87
50.	Rick Calloway	1,073	1986-88
51.	Jay Edwards	1,038	1988-89
52.	Aljami Durham	1,031	2017-21
53.	Butch Joyner	1,030	1966-68
54.	Jared Jeffries	1,008	2001-02
55.	Matt Nover	978	1990-93
56.	Isiah Thomas	968	1980-81
57.	Luke Recker	954	1998-99
	Devonte Green	954	2016-20
59.	John Ritter	925	1971-73
60.	Wayne Radford	922	1975-78

*Big Ten Record

MIKE WOODSON'S RECORD WHEN...

	AT IU	'21-'22
Controlling the tip	14-4	14-4
Scoring first	10-5	10-5
Leading at the half	15-4	15-4
Trailing at the half	1-4	1-4
Tied at the half	0-0	0-0
Leading with 5:00 left	16-1	16-1
Trailing with 5:00 left	0-7	0-7
Tied with 5:00 left	0-0	0-0
Overtime Games	0-1	0-1
Game decided by 1-5 points	2-3	2-3
Game decided by 6-10 points	3-2	3-2
Game decided by 11-15 points	4-1	4-1
Game decided by 16+ points	7-2	7-2
Vs. ranked opponents	2-3	2-3
Vs. unranked opponents	14-5	14-5
REBOUNDING		
Out-rebounds opponent	12-3	12-3
Out-rebounded by opponent	2-5	2-5
Rebounds are even	2-0	2-0
TURNOVERS		
Forces more turnovers	6-3	6-3
Commits more turnovers	9-3	9-3
Turnovers are even	2-1	2-1
FIELD GOALS		
Shoots 50% or better	7-2	7-2
Shoots between 40-49%	9-0	9-0
Shoots below 40%	0-6	0-6
THREE-POINTERS		
Shoots 50% or better	3-0	3-0
Shoots between 40-49%	2-1	2-1
Shoots below 40%	11-7	11-7
FREE THROW SHOOTING		
Shoots 70% or better	8-2	8-2
Shoots 60-69%	6-3	6-3
Shoots less than 60%	2-3	2-3
OFFENSE		
Scores less than 60 points	0-4	0-4
Scores 60-69 points	6-2	6-2
Scores 70-79 points	7-1	7-1
Scores 80+ points	3-1	3-1
DEFENSE		
Allows less than 60 points	9-1	9-1
Allows 60-69 points	4-2	4-2
Allows 70-79 points	3-2	3-2
Allows 80+ points	0-3	0-3
BENCH SCORING		
Bench out-scores opponent	11-2	11-2
Opponent bench scores more	5-6	5-6
Bench scoring is even	0-0	0-0
DOUBLE FIGURE SCORING		
0 in double figures	0-0	0-0
1 in double figures	1-0	1-0
2 in double figures	5-3	5-3
3 in double figures	8-2	8-2
4 in double figures	2-2	2-2
5+ in double figures	1-0	1-0
BY MONTH		
November	6-1	6-1
December	4-1	4-1
January	6-3	6-3
February	0-3	0-3
March	0-0	0-0
DAY OF THE WEEK		
Sunday	3-2	3-2
Monday	1-0	1-0
Tuesday	2-2	2-2
Wednesday	3-1	3-1
Thursday	2-1	2-1
Friday	1-0	1-0
Saturday	4-2	4-2

ASSOCIATED PRESS TOP 25 (Week 13)

RK	TEAM	REC	PTS
1	Auburn (48)	22-1	1506
2	Gonzaga (13)	19-2	1477
3	Purdue	20-3	1329
4	Arizona	19-2	1300
5	Kentucky	19-4	1288
6	Houston	20-2	1205
7	Duke	19-3	1179
8	Kansas	19-3	1173
9	Texas Tech	18-5	947
10	Baylor	19-4	921
11	Providence	20-2	899
12	UCLA	16-4	881
13	Illinois	17-5	818
14	Wisconsin	18-4	706
15	Villanova	17-6	634
16	Ohio State	14-5	628
17	Michigan State	17-5	536
18	Marquette	16-7	522
19	Tennessee	16-6	377
20	Texas	17-6	294
21	USC	19-4	278
22	Saint Mary's	19-4	185
23	Murray State	22-2	178
24	UConn	15-6	118
25	Xavier	16-6	91

Others receiving votes: Wyoming 82, Arkansas 74, Iowa State 48, Davidson 35, Boise State 22, Wake Forest 21, Alabama 18, Loyola Chicago 13, LSU 11, **INDIANA 11**, Iowa 7, Oregon 5, San Francisco 3, **Notre Dame 3**, Ohio 2

USA TODAY COACHES POLL (Week 12)

RK	TEAM	REC	PTS
1	Gonzaga (18)	19-2	786
2	Auburn (14)	22-1	782
3	Purdue	20-3	698
4	Kentucky	19-4	682
5	Arizona	19-2	666
6	Duke	19-3	649
7	Houston	20-2	605
8	Kansas	19-3	602
9	Texas Tech	18-5	481
10	Baylor	19-4	478
11	Providence	20-2	477
12	UCLA	16-4	424
13	Illinois	17-5	411
14	Wisconsin	18-4	389
15	Villanova	17-6	368
16	Ohio State	14-5	308
17	Michigan State	17-5	280
18	Tennessee	16-6	231
19	Marquette	16-7	193
20	Texas	17-6	157
21	USC	19-4	148
22	Saint Mary's	19-4	89
23	UConn	15-6	85
24	Murray State	22-2	68
25	Wake Forest	19-5	51

Others receiving votes: Wyoming 44, Xavier 35, Iowa State 34, Alabama 28, Arkansas 27, Davidson 24, Boise State 21, Loyola Chicago 15, Colorado State 15, **Notre Dame 10**, Miami 9, Oregon 7, New Mexico State 5, TCU 4, LSU 4, San Francisco 3, **INDIANA 3**, SMU 2, Seton Hall 2

2021-22 Opponents in BOLD



Redshirt senior/junior Race Thompson (above) pulled down a career-high 14 rebounds to go along with 13 points at Michigan State. Freshman Tamar Bates (below) matched a career-best with 13 points against the Spartans.



LAST TIME OUT...

Postgame Notes

Indiana at #17/17 Michigan State
Feb. 12, 2022

- Indiana (16-8, 7-7) lost at No. 17/17 Michigan State (18-6, 9-4), 76-61, on Saturday afternoon at the Breslin Center in East Lansing, Mich.
- Indiana got 20 points from its bench.
- Indiana's defense forced Michigan State to commit 15 turnovers.
- The Hoosiers scored 16 points off Michigan State turnovers.
- The Hoosiers will be back in Bloomington on Feb. 15 for a 9 p.m. game vs. No. 14/14 Wisconsin in Simon Skjodt Assembly Hall.
- Junior/Sophomore Trayce Jackson-Davis led the team with 17 points, five rebounds, and two assists.
- After today's performance, Jackson-Davis now ranks No. 25 in Indiana all-time scoring list with 1,370 career points scored.
- Redshirt Senior/Redshirt Junior Race Thompson scored 13 points on five-of-10 shooting while grabbing a career-high 14 rebounds.
- This was Thompson's eighth career double-double and the 13th double-figure rebounding game of his career.
- Freshman Tamar Bates tied his single-game season and career-high of 13 points. Bates also had two rebounds, two assists, and a steal.
- This was Bates' second time in Big Ten play scoring in double-figures and it was his best scoring effort since the Merrimack game when he had seven points.
- Senior/Junior Xavier Johnson chipped in seven points and four assists.
- Redshirt Senior/Redshirt Junior Parker Stewart had four points, three assists, and two rebounds.
- Senior/Junior Miller Kopp registered three points and two rebounds.
- Sophomore/Freshman Jordan Geronimo had three points and three rebounds.
- Sophomore/Freshman Trey Galloway made his second consecutive start while recording a point and three assists.
- Senior/Junior Michael Durr had one rebound in two minutes of play.
- Freshman Logan Duncomb checked in the game for two minutes.
- Sophomore/Freshman Anthony Leal got one minute of action off the bench.
- Sophomore/Freshman Khristian Lander registered one minute on the court.

50 YEARS OF SIMON SKJODT ASSEMBLY HALL

IU Athletics is set to celebrate the 50th birthday of its most iconic facility.

On Sept. 12, 1971, the doors opened for the first time at Simon Skjodt Assembly Hall, Indiana University's new \$26.6 million, 17,500-seat indoor arena. Originally designed to host athletic contests, concerts, conventions, and other large campus and community events, it welcomed many big names outside of athletics in its early days. Bob Hope, Bob Dylan, Elvis Presley, the Rolling Stones, the Eagles, and Elton John is just a sampling of the big-name entertainers that wowed crowds when the building was in its infancy. In more recent years The Dalai Lama, Barack Obama, Bill and Hillary Clinton, and John Mellencamp have filled the seats for events.

But for all the legendary performers, politicians, and dignitaries that set up stage in Simon Skjodt Assembly Hall, what the facility is best known for is serving as the home of Indiana Basketball for the last half century.

The facility's opening coincided with the arrival of legendary IU Men's Basketball Coach Bob Knight, and a nearly unequalled era of men's basketball dominance followed. Simon Skjodt Assembly Hall was home to three IU men's basketball NCAA Championship teams, 14 men's regular season Big Ten Championship teams, a 50-game winning streak from 1991-95 and a 35-game win streak from 1973-76.

For men's basketball, it has consistently attracted some of the nation's largest and loudest crowds, creating a home-court advantage and atmosphere that is second to none.

After a year away due to the COVID-19 pandemic, those large and loud crowds are set to return to Simon Skjodt Assembly Hall during the 2021-22 season. Throughout the course of the upcoming men's basketball season, fans will be treated to a birthday celebration of sorts, as many of the great moments from the last 50 years of basketball in the facility will be recognized.

Starting with Men's Basketball's Nov. 9 season opener against Eastern Michigan, IU Athletics will unveil its ranking of the top men's basketball games ever played at Simon Skjodt Assembly Hall. The game-by-game countdown, which is being sponsored by Indiana Kitchen, will culminate with the announcement of the No. 1 men's basketball game ever played in the building during the March 2, 2022, regular season home finale against Rutgers. A recap of each game, along with video and/or photos from the contest, will be played on the video board during each home contest. An expanded version of the account of the game, including commentary from former IU players who participated in the contest, will be released the following day on IU Men's Basketball's social media channels.

As each all-time great game is announced for the men's programs, the extended versions of the recaps will be available at a dedicated location: www.iuhoosiers.com/50years.





2021-22 SEASON STATS (ALL GAMES)

Game Records

Record	Overall	Home	Away	Neutral
ALL GAMES	16-8	13-2	2-6	1-0
CONFERENCE	7-7	5-2	2-5	0-0
NON-CONFERENCE	9-1	8-0	0-1	1-0

Score by Periods

Team	1st	2nd	OT	TOT
Indiana	872	823	22	1717
Opponents	678	830	24	1532

Team Box Score

No.	Player				Total		3-Point		F-Throw		Rebounds												
		GP-GS	MIN	AVG	FG-FGA	FG%	3FG-3FGA	3FG%	FT-FTA	FT%	OFF	DEF	TOT	AVG	PF	DQ	A	TO	BLK	STL	PTS	AVG	
23	JACKSON-DAVIS, Trayce	24-24	756:10	31.5	161-283	.569	0-3	.000	99-148	.669	60	140	200	8.3	40	0	43	41	61	16	421	17.5	
25	THOMPSON, Race	24-24	679:04	28.3	112-206	.544	9-40	.225	47-71	.662	51	136	187	7.8	46	0	40	32	18	27	280	11.7	
0	JOHNSON, Xavier	23-23	589:38	25.6	78-190	.411	20-55	.364	64-88	.727	11	72	83	3.6	60	1	104	54	5	24	240	10.4	
45	STEWART, Parker	23-21	545:57	23.7	51-126	.405	42-98	.429	11-21	.524	1	45	46	2.0	65	2	23	17	2	10	155	6.7	
32	GALLOWAY, Trey	14-2	299:15	21.4	33-67	.493	5-20	.250	13-20	.650	2	23	25	1.8	23	1	25	21	4	12	84	6.0	
12	KOPP, Miller	24-24	564:59	23.5	48-131	.366	26-70	.371	21-23	.913	7	53	60	2.5	31	0	27	20	5	10	143	6.0	
1	PHINISEE, Rob	17-0	330:25	19.4	32-101	.317	16-54	.296	7-16	.438	9	35	44	2.6	26	1	34	20	5	16	87	5.1	
53	BATES, Tamar	22-0	350:49	15.9	34-94	.362	14-46	.304	16-18	.889	3	22	25	1.1	22	0	16	17	4	6	98	4.5	
22	GERONIMO, Jordan	24-0	301:54	12.6	37-76	.487	6-20	.300	17-34	.500	31	62	93	3.9	34	0	6	28	18	9	97	4.0	
4	LANDER, Khristian	11-0	105:30	9.6	12-26	.462	4-11	.364	6-8	.750	0	10	10	0.9	17	0	12	17	1	3	34	3.1	
2	DURR, Michael	20-0	155:14	7.8	12-25	.480	0-2	.000	17-24	.708	8	14	22	1.1	27	1	8	14	5	2	41	2.1	
3	LEAL, Anthony	14-2	145:27	10.4	10-25	.400	6-20	.300	2-2	1.000	2	11	13	0.9	13	0	15	7	1	4	28	2.0	
14	CHILDRESS, Nathan	3-0	10:15	3.4	1-2	.500	1-1	1.000	0-0	.000	0	5	5	1.7	1	0	0	1	0	0	3	1.0	
51	DUNCOMB, Logan	7-0	15:24	2.2	2-4	.500	0-0	.000	2-2	1.000	3	2	5	0.7	2	0	1	2	1	0	6	0.9	
Team											36	44	80					11					
Total		24	4850		623-1356	.459	149-440	.339	322-475	.678	224	674	898	37.4	407	6	354	302	130	139	1717	71.5	
Opponents		24	4850		525-1397	.376	170-551	.309	312-407	.767	225	585	810	33.8	435	5	243	291	60	173	1532	63.8	

Team Statistics

	IND	OPP
Scoring	1717	1532
Points per game	71.5	63.8
Scoring margin	+7.7	-
Field goals-att	623-1356	525-1397
Field goal pct	.459	.376
3 point fg-att	149-440	170-551
3-point FG pct	.339	.309
3-pt FG made per game	6.2	7.1
Free throws-att	322-475	312-407
Free throw pct	.678	.767
F-Throws made per game	13.4	13.0
Rebounds	898	810
Rebounds per game	37.4	33.8
Rebounding margin	+3.7	-
Assists	354	243
Assists per game	14.8	10.1
Turnovers	302	291
Turnovers per game	12.6	12.1
Turnover margin	-0.5	-
Assist/turnover ratio	1.2	0.8
Steals	139	173
Steals per game	5.8	7.2
Blocks	130	60
Blocks per game	5.4	2.5
Winning streak	0	-
Home win streak	0	-
Attendance	233542	109863
Home games-Avg/Game	15-15569	8-13733
Neutral site-Avg/Game	-	1-17905

Team Results

Date	Opponent		Score	Att.
11/09/2021	Eastern Mich.	W	68-62	17222
11/12/2021	Northern Ill.	W	85-49	17222
11/17/2021	St. John's (NY)	W	76-74	17222
11/21/2021	Louisiana	W	76-44	11407
11/23/2021	Jackson St.	W	70-35	10958
11/27/2021	Marshall	W	90-79	12330
11/30/2021	at Syracuse	Lot2	110-112	21330
12/04/2021	Nebraska	W	68-55	17222
12/08/2021	at Wisconsin	L	59-64	16013
12/12/2021	Merrimack	W	81-49	17222
12/18/2021	vs Notre Dame	W	64-56	17905
12/22/2021	Northern Ky.	W	79-61	12497
01/02/2022	at Penn St.	L	58-61	8844
01/06/2022	Ohio St.	W	67-51	14130
01/09/2022	Minnesota	W	73-60	17222
01/13/2022	at Iowa	L	74-83	11246
01/17/2022	at Nebraska	W	78-71	15290
01/20/2022	Purdue	W	68-65	17222
01/23/2022	Michigan	L	62-80	17222
01/26/2022	Penn St.	W	74-57	17222
01/29/2022	at Maryland	W	68-55	15304
02/05/2022	Illinois	L	57-74	17222
02/08/2022	at Northwestern	L	51-59	7039
02/12/2022	at Michigan St.	L	61-76	14797



2021-22 SEASON STATS (BIG TEN GAMES ONLY)

Game Records

Record	Overall	Home	Away	Neutral
ALL GAMES	7-7	5-2	2-5	0-0
CONFERENCE	7-7	5-2	2-5	0-0
NON-CONFERENCE	0-0	0-0	0-0	0-0

Score by Periods

Team	1st	2nd	OT	TOT
Indiana	501	417	0	918
Opponents	419	492	0	911

Team Box Score

No.	Player				Total		3-Point		F-Throw		Rebounds													
		GP-GS	MIN	AVG	FG-FGA	FG%	3FG-3FGA	3FG%	FT-FTA	FT%	OFF	DEF	TOT	AVG	PF	DQ	A	TO	BLK	STL	PTS	AVG		
23	JACKSON-DAVIS, Trayce	14-14	441:43	31.6	81-160	.506	0-2	.000	51-77	.662	37	74	111	7.9	27	0	22	23	28	11	213	15.2		
25	THOMPSON, Race	14-14	418:46	29.9	69-136	.507	7-28	.250	27-38	.711	33	80	113	8.1	26	0	18	11	10	13	172	12.3		
0	JOHNSON, Xavier	13-13	347:31	26.7	44-125	.352	12-35	.343	37-51	.725	8	42	50	3.8	33	0	60	29	4	13	137	10.5		
32	GALLOWAY, Trey	11-2	258:05	23.5	29-58	.500	4-16	.250	13-20	.650	2	18	20	1.8	17	1	21	18	3	11	75	6.8		
45	STEWART, Parker	13-12	312:02	24.0	27-73	.370	20-52	.385	6-14	.429	1	25	26	2.0	37	1	16	4	0	5	80	6.2		
1	PHINISEE, Rob	10-0	198:20	19.8	21-64	.328	10-36	.278	3-7	.429	7	20	27	2.7	16	0	17	8	2	12	55	5.5		
12	KOPP, Miller	14-14	305:44	21.8	20-63	.317	12-35	.343	4-5	.800	4	25	29	2.1	19	0	14	16	1	5	56	4.0		
53	BATES, Tamar	13-0	170:04	13.1	14-49	.286	7-23	.304	10-10	1.000	1	9	10	0.8	11	0	7	8	3	3	45	3.5		
22	GERONIMO, Jordan	14-0	173:20	12.4	18-38	.474	3-11	.273	9-14	.643	14	32	46	3.3	19	0	2	12	14	4	48	3.4		
4	LANDER, Khristian	3-0	19:42	6.6	3-6	.500	1-2	.500	0-0	.000	0	0	0	0.0	5	0	2	3	0	0	7	2.3		
2	DURR, Michael	11-0	80:05	7.3	8-12	.667	0-1	.000	6-10	.600	5	5	10	0.9	13	1	1	3	2	2	22	2.0		
3	LEAL, Anthony	8-1	65:59	8.2	2-8	.250	2-7	.286	2-2	1.000	0	4	4	0.5	6	0	6	2	1	1	8	1.0		
51	DUNCOMB, Logan	4-0	05:30	1.4	0-1	.000	0-0	.000	0-0	.000	1	1	2	0.5	1	0	0	0	0	0	0	0.0		
14	CHILDRESS, Nathan	1-0	03:09	3.2	0-1	.000	0-0	.000	0-0	.000	0	0	0	0.0	0	0	0	0	0	0	0	0.0		
Team											14	22	36					4						
Total		14	2800		336-794	.423	78-248	.315	168-248	.677	127	357	484	34.6	230	3	186	141	68	80	918	65.6		
Opponents		14	2800		314-789	.398	102-317	.322	181-228	.794	130	374	504	36.0	241	0	149	160	34	81	911	65.1		

Team Statistics

	IND	OPP
Scoring	918	911
Points per game	65.6	65.1
Scoring margin	+0.5	-
Field goals-att	336-794	314-789
Field goal pct	.423	.398
3 point fg-att	78-248	102-317
3-point FG pct	.315	.322
3-pt FG made per game	5.6	7.3
Free throws-att	168-248	181-228
Free throw pct	.677	.794
F-Throws made per game	12.0	12.9
Rebounds	484	504
Rebounds per game	34.6	36.0
Rebounding margin	-1.4	-
Assists	186	149
Assists per game	13.3	10.6
Turnovers	141	160
Turnovers per game	10.1	11.4
Turnover margin	+1.4	-
Assist/turnover ratio	1.3	0.9
Steals	80	81
Steals per game	5.7	5.8
Blocks	68	34
Blocks per game	4.9	2.4
Winning streak	0	-
Home win streak	0	-
Attendance	117462	88533
Home games-Avg/Game	7-16780	7-12648
Neutral site-Avg/Game	-	0-0

Team Results

Date	Opponent		Score	Att.
12/04/2021	Nebraska	W	68-55	17222
12/08/2021	at Wisconsin	L	59-64	16013
01/02/2022	at Penn St.	L	58-61	8844
01/06/2022	Ohio St.	W	67-51	14130
01/09/2022	Minnesota	W	73-60	17222
01/13/2022	at Iowa	L	74-83	11246
01/17/2022	at Nebraska	W	78-71	15290
01/20/2022	Purdue	W	68-65	17222
01/23/2022	Michigan	L	62-80	17222
01/26/2022	Penn St.	W	74-57	17222
01/29/2022	at Maryland	W	68-55	15304
02/05/2022	Illinois	L	57-74	17222
02/08/2022	at Northwestern	L	51-59	7039
02/12/2022	at Michigan St.	L	61-76	14797



2021-22 BOX SCORES



Official Basketball Box Score - Final
Eastern Michigan at Indiana
11/09/21 Simon Skjott Assembly Hall, Bloomington, Ind.
2021-22 Men's Basketball

Game Time: 6:00 PM
Game Duration: 2:07
Attendance: 17,222

Officials: Kelly Pfister, Bill Ek, Ed Phillips

Eastern Michigan - 62

Record: 0-1

NO. Name	Min	FG	3P	FT	Rebounds	Fouls	TP	AS	TO	ST	Blocks	+/-
		M-A	M-A	M-A	OR DR TOT	PF FD					BS BA	
1 Colin Golson	F 25:26	4-15	1-4	0-0	3 5 8	3 0	9	1	2	0	0 2	-8
15 Axel Okongo	F 15:04	1-1	0-0	0-0	1 3 4	4 0	2	0	1	0	0 0	-23
2 Monty Scott	G 23:46	3-8	1-2	0-0	0 3 3	1 1	7	3	1	1	0 0	-10
5 Noah Farrahan	G 33:17	5-21	3-7	5-7	0 3 3	4 6	18	0	3	1	0 2	-10
10 Darion Spottsville	G 32:43	2-4	0-0	0-1	1 8 9	2 2	4	2	2	1	1 0	0
4 Bryce McBride	27:18	2-4	2-3	6-6	0 2 2	4 4	12	0	0	0	0 1	6
25 Nate Scott	23:18	1-5	0-2	0-0	0 10 10	0 1	2	2	1	0	0 1	6
23 Thomas Binelli	17:32	2-6	2-5	2-2	0 0 0	2 1	8	0	1	3	2 0	15
0 Kevin-David Rice	01:36	0-0	0-0	0-0	0 0 0	0 0	0	0	0	0	0 0	-6
Team					2 1 3	0	0	2				
Totals		20-64	9-23	13-16	7 35 42	20 15	62	8	13	6	3 6	-6

Technical Fouls: NONE

Indiana - 68

Record: 1-0

NO. Name	Min	FG	3P	FT	Rebounds	Fouls	TP	AS	TO	ST	Blocks	+/-
		M-A	M-A	M-A	OR DR TOT	PF FD					BS BA	
12 Miller Kopp	F 18:04	1-5	0-3	1-1	0 3 3	0 2	3	1	0	1	0 0	9
23 Trayce Jackson-Davis	F 36:44	9-14	0-0	3-7	2 12 14	0 9	21	3	0	0	3 0	0
25 Rayce Thompson	F 24:01	2-6	0-4	1-2	1 9 10	4 2	5	3	0	1	2 0	18
0 Xavier Johnson	G 24:45	4-9	1-3	5-8	1 1 2	3 5	14	3	3	0	0 0	7
45 Parker Stewart	G 27:16	2-5	2-4	0-0	0 1 1	2 0	6	0	0	1	0 1	3
1 Rob Phinisee	25:49	3-11	1-5	0-0	0 1 1	0 0	7	2	2	0	0 2	1
53 Tamar Bates	14:36	2-5	0-2	2-2	0 2 2	1 1	6	0	1	0	0 0	19
22 Jordan Geronimo	14:50	2-5	0-2	0-0	0 4 4	1 0	4	0	0	0	0 0	-9
32 Trey Galloway	13:55	1-2	0-1	0-0	0 2 2	4 1	2	1	2	0	1 0	2
Team					1 3 4	0	0	0				
Totals		26-62	4-24	12-20	5 38 43	15 20	68	13	8	3	6 3	6

Technical Fouls: NONE

	EMU	IU
Biggest lead	0 (1 st 20:00)	21 (2 nd 18:13)
Best Scoring Run	9 (2 nd 10:54)	10 (1 st 14:32)
Lead Changes	0	
Times Tied	0	
Time with Lead	00:00	38:31

Points from Turnovers	EMU	IU
	5	13
Paint	16	32
Second Chance	4	7
Fast Breaks	5	9
Bench	22	19

Period by Period Scoring	1st	2nd	TOT
EMU	19	43	62
IU	36	32	68

Shooting By Period	1 st FG%	2 nd FG%	3 rd FG%	4 th FG%	5 th FG%
	14-32 43.8%	12-20 60.0%	12-20 60.0%	12-20 60.0%	12-20 60.0%
	3PT% 4-15 26.7%	3PT% 4-5 80.0%	3PT% 12-20 60.0%	3PT% 0-0 0.0%	3PT% 8-15 53.3%
	FT% 12-20 60.0%	FT% 12-20 60.0%	FT% 12-20 60.0%	FT% 12-20 60.0%	FT% 12-20 60.0%
	GM FG% 26-62 41.9%	GM FG% 12-20 60.0%	GM FG% 12-20 60.0%	GM FG% 12-20 60.0%	GM FG% 12-20 60.0%
	FT% 12-20 60.0%	FT% 12-20 60.0%	FT% 12-20 60.0%	FT% 12-20 60.0%	FT% 12-20 60.0%

Dead Ball Rebounds: 4, 0



Official Basketball Box Score - Final
Northern Illinois at Indiana
11/12/21 Simon Skjott Assembly Hall, Bloomington, Ind.
2021-22 Men's Basketball

Game Time: 7:00 PM
Game Duration: 2:12
Attendance: 17,222

Officials: Edwyn Young, Whetstone King, Brian Shore

Northern Illinois - 49

Record: 1-1

NO. Name	Min	FG	3P	FT	Rebounds	Fouls	TP	AS	TO	ST	Blocks	+/-
		M-A	M-A	M-A	OR DR TOT	PF FD					BS BA	
13 Adom Makuoi	C 16:47	2-6	0-0	1-2	2 0 2	4 2	5	0	1	2	0 1	-17
0 Keshawn Williams	G 30:49	6-13	0-2	9-11	0 5 5	1 9	21	0	5	0	0 2	-20
1 Trendon Hankerson	G 27:57	1-8	1-4	0-0	0 4 4	3 0	3	0	3	0	1	-34
24 Darweshi Hunter	G 17:08	1-1	1-1	0-0	0 0 0	1 0	3	0	3	0	0 0	-14
50 Anthony Crump	G 29:27	2-4	0-1	2-3	1 3 4	1 3	6	2	5	2	0 0	-18
2 Kaleb Thornton	19:56	0-4	0-1	1-2	1 0 1	1 2	1	1	1	0	1	-11
11 Chinedu Kingsley Okanu	15:23	0-2	0-0	2-5	1 2 3	3 3	2	0	0	0	1	-16
12 Zool Kueth	05:06	0-1	0-0	0-0	0 0 0	1 0	0	0	0	0	0 1	-11
3 Noah Kon	15:14	1-3	0-2	2-2	0 1 1	4 2	4	0	2	0	0 0	-12
22 Edward Manuel	11:41	1-1	0-0	2-2	2 1 3	1 1	4	0	1	2	0 0	-7
5 Chris Osten	10:32	0-3	0-0	0-0	2 2 3	0 0	0	1	0	0	0 2	-7
Team					2 4 6	0	0	1				
Totals		14-46	2-11	19-27	9 22 31	23 22	49	3	23	10	1 9	-36

Technical Fouls: NONE

Indiana - 85

Record: 2-0

NO. Name	Min	FG	3P	FT	Rebounds	Fouls	TP	AS	TO	ST	Blocks	+/-
		M-A	M-A	M-A	OR DR TOT	PF FD					BS BA	
12 Miller Kopp	F 19:09	1-4	0-1	2-2	1 1 2	2 2	4	1	0	0	0 0	20
23 Trayce Jackson-Davis	F 26:03	6-9	0-1	7-11	1 6 7	1 7	19	1	1	1	7 0	34
25 Rayce Thompson	F 15:42	3-5	1-2	5-6	3 7 10	2 3	12	0	3	0	1 0	19
0 Xavier Johnson	G 18:44	4-5	1-1	4-4	0 2 2	3 3	13	3	2	1	0 0	25
45 Parker Stewart	G 17:02	0-5	0-4	0-0	0 2 2	2 3	0	0	0	1	0 0	19
1 Rob Phinisee	16:43	1-2	1-2	2-3	0 1 1	3 2	5	1	2	1	0 0	16
53 Tamar Bates	19:35	1-3	0-0	0-0	0 3 3	2 0	3	1	1	0	0 0	14
22 Jordan Geronimo	18:10	2-3	1-2	1-2	1 1 2	2 1	6	2	1	0	0 0	9
32 Trey Galloway	22:49	3-7	1-3	0-0	0 2 2	1 0	7	3	1	0	0 0	16
2 Michael Durr	09:59	1-4	0-0	0-0	0 0 0	2 0	2	1	2	0	0 0	1
4 Khristian Lander	06:49	2-5	1-3	2-2	0 0 0	0 0	2	7	0	1	1 0	1
3 Anthony Leal	05:17	3-3	1-1	0-0	1 0 1	1 0	7	0	0	0	0 0	5
51 Logan Duncomb	03:58	0-1	0-0	0-0	1 1 2	0 0	0	1	1	0	0 0	2
Team					3 0 3	0	0	0				
Totals		27-56	8-23	23-30	11 26 37	22 23	85	14	15	6	9 1	36

Technical Fouls: NONE

	NIU	IND
Biggest lead	1 (1 st 17:05)	41 (2 nd 1:48)
Best Scoring Run	7 (2 nd 5:22)	12 (1 st 5:10)
Lead Changes	2	
Times Tied	2	
Time with Lead	00:14	38:04

Points from Turnovers	NIU	IND
	8	26
Paint	18	36
Second Chance	12	11
Fast Breaks	11	17
Bench	11	37

Period by Period Scoring	1st	2nd	TOT
NIU	20	29	49
IND	47	38	85



Official Basketball Box Score - Final
St. John's (NY) at Indiana
11/17/21 Simon Skjott Assembly Hall, Bloomington, Ind.
2021-22 Men's Basketball

Game Time: 9:00 PM
Game Duration: 2:14
Attendance: 21,422

Officials: James Breeding, Paul Szec, Lamar Simpson

St. John's (NY) - 74

Record: 2-1

NO. Name	Min	FG	3P	FT	Rebounds	Fouls	TP	AS	TO	ST	Blocks	+/-
		M-A	M-A	M-A	OR DR TOT	PF FD					BS BA	
2 Julian Champagnie	F 36:06	12-22	6-12	2-2	0 7 7	1 2	32	2	0	0	1 1	0
11 Joel Soriano	F 22:49	1-3	0-0	2-2	4 2 6	4 1	4	1	1	0	2 2	-2
0 Posh Alexander	G 29:22	3-8	0-3	4-4	4 2 6	4 6	10	6	5	2	0 0	-7
3 Stef Smith	G 32:31	5-11	1-5	5-6	1 2 3	2 6	16	4	3	3	0 0	-4
22 Montez Mathis	G 09:37	2-2	1-1	0-0	0 1 1	2 0	5	0	2	0	0 0	-7
1 Aaron Wheeler	08:57	0-2	0-1	0-0	1 2 3	1 0	0	1	1	0	0 0	-3
10 Tareq Coburn	15:25	0-3	0-3	0-0	0 2 2	1 1	0	0	1	0	0 0	3
5 Dylan Addae-Wusu	17:10	0-2	0-0	2-4	1 0 1	2 3	2	1	1	0	0 2	-8
24 Rafael Pinzon	16:14	2-4	1-2	0-1	1 2 3	0 1	5	1	0	0	0 0	5
4 O'Mar Stanton	11:49	0-1	0-0	0-0	0 2 2	1 0	0	1	1	2	2 0	-1
Team					0 0 0	0	0	0				
Totals		25-58	9-27	15-19	12 22 34	18 20	74	17	15	7	5 5	-2

Technical Fouls: NONE

Indiana - 76

Record: 3-0

NO. Name		Min	FG M-A	3P M-A	FT M-A	Rebounds OR DR TOT	Fouls PF FD	TP	AS	TO	ST	Blocks BS BA	+/-
12 Miller Kopp	F	22:45	4-10	2-4	2-2	1 1 2	0 0	12	0	1	0	3 1	-7
23 Trayce Jackson-Davis	F	36:32	7-12	0-0	4-7	2 8 10	2 6	18	4	3	0	2 2	-2
25 Race Thompson	F	31:58	6-9	0-1	3-3	1 4 5	0 3	15	2	3	4	0 1	-5
0 Xavier Johnson	G	19:04	3-5	1-2	1-3	0 2 2	4 5	8	1	3	1	0 0	1
45 Parker Stewart	G	23:03	1-3	1-3	0-0	0 2 2	3 0	3	1	1	1	0 0	-2
1 Rob Phinisee		17:44	0-3	0-2	0-2	0 1 1	1 1	0	2	2	1	0 1	6
53 Tamar Bates		26:52	5-10	1-4	0-2	0 1 1	2 1	11	1	1	0	0 0	6
22 Jordan Geronimo		08:10	3-4	1-1	0-0	1 4 5	2 0	7	0	0	1	0 0	7
32 Trey Galloway		04:26	0-0	0-0	0-0	0 1 1	1 1	0	0	0	1	0 0	3
2 Michael Durr		03:20	0-0	0-0	0-0	0 1 0	2 0	0	0	1	0	0 0	4
4 Khristian Lander		06:06	1-2	0-1	0-0	0 1 1	3 1	2	1	0	0	0 0	-1
Team						3 0 3	0	0	1				
Totals			30-58	6-18	10-19	9 25 34	20 18	76	12	16	9	5 5	2



2021-22 BOX SCORES



Official Basketball Box Score - Final
Jackson State at Indiana
 11/23/21 Simon Skjod Assembly Hall, Bloomington, Ind.
 2021-22 Men's Basketball

Game Time: 7:00 PM
 Game Duration: 1:56
 Attendance: 10,958

Officials: Brooks Wells, Brian McNutt, Chad Barlow

Jackson State - 35

Record: 0-5

NO.	Name	Min	FG	3P	FT	Rebounds	Fouls	TP	AS	TO	ST	Blocks	+/-
			M-A	M-A	M-A	OR DR TOT	PF FD					BS BA	
11	Jayveous McKinnis	F 32:17	0-5	0-0	6-6	1 9 10	2 3	6	0	1	2	4	0 -25
21	Chris Freeman	F 23:50	1-4	0-3	0-0	2 1 3	3 1	2	0	1	1	0	0 -33
2	Ken Evans	G 18:07	0-4	0-1	0-1	0 3 3	3 1	0	2	0	2	0	1 -13
3	Jonas James	G 20:33	0-3	0-1	0-0	0 1 1	4 3	0	4	0	0	0	1 -11
10	Dyllan Taylor	G 20:27	1-4	0-1	0-0	0 0 0	1 0	2	0	2	0	0	0 -31
22	Chance Moore	19:40	0-11	0-3	1-2	1 0 1	1 1	1	1	2	0	0	3 -31
0	Gabe Watson	19:16	6-13	2-7	0-0	0 0 0	3 1	14	0	2	0	0	0 -15
13	Isaiah Williams	18:11	0-8	0-2	1-2	1 2 3	5 2	1	0	1	0	0	2 -29
34	Terence Lewis II	14:35	2-2	0-0	0-0	2 2 4	0 0	4	0	0	0	0	0 -2
4	Collie Young	05:06	1-1	0-0	0-0	0 1 1	0 0	2	0	0	0	0	0 -3
12	Darrian Wilson	03:59	1-2	1-1	0-0	1 1 2	0 0	3	0	0	0	0	1 9
31	Jamarcus Jones	03:59	0-1	0-0	0-0	0 1 1	0 0	0	0	0	0	0	0 9
Team						3 1 4		0	2				
Totals		12:58	3-19	8-11	11 22 33	22 12 35	7 11	5	4	8	3	35	

Technical Fouls:McKinnis 2nd 16:38

Indiana - 70

Record: 3-0

NO.	Name	Min	FG	3P	FT	Rebounds	Fouls	TP	AS	TO	ST	Blocks	+/-
			M-A	M-A	M-A	OR DR TOT	PF FD					BS BA	
12	Miller Kopp	F 24:34	3-11	2-7	4-4	0 5 5	1 1	12	1	0	1	0	0 28
23	Trayce Jackson-Davis	F 24:27	5-7	0-0	1-2	1 2 3	2 5	11	1	1	0	4	1 28
25	Race Thompson	F 22:30	2-5	0-0	0-0	1 4 5	0 0	4	2	3	1	1	0 30
0	Xavier Johnson	G 25:23	5-6	0-0	4-6	0 7 7	2 6	14	3	1	0	0	0 26
45	Parker Stewart	G 18:09	3-6	3-5	0-0	2 2 1	1 1	9	1	2	1	0	1 28
53	Tamar Bates	23:05	2-3	0-0	2-2	0 0 0	0 1	6	1	0	1	1	0 7
4	Khristian Lander	16:53	1-4	0-0	1-2	0 1 1	1 2	3	2	1	0	1	0 13
22	Jordan Geronimo	17:30	2-4	0-1	2-8	3 5 8	2 6	6	0	0	0	0	0 5
2	Michael Durr	13:26	0-3	0-0	0-2	0 5 5	1 1	2	4	1	0	1	2 12
3	Anthony Leal	11:56	1-2	1-2	0-0	0 1 1	1 0	3	0	1	1	0	0 3
14	Nathan Childress	02:07	0-0	0-0	0-0	0 1 1	0 0	0	0	0	0	0	0 -5
Team						3 3 6		0	1				
Totals		24:51	6-15	16-26	9 35 44	12 22 70	15 11	5	8	4	35		

Technical Fouls:NONE

	JSU	IND
Biggest lead	0 (1 st 20:00)	44 (2 nd 4:54)
Best Scoring Run	9 (2 nd 0:39)	16 (2 nd 15:26)
Lead Changes	0	
Times Tied	1	
Time with Lead	00:00	37:10

Points from	JSU	IND
Turnovers	4	13
Paint	8	28
Second Chance	2	5
Fast Breaks	3	18
Bench	25	20

Period by Period Scoring	1st	2nd	TOT
JSU	17	18	35
IND	34	36	70



Official Basketball Box Score - Final
Indiana at Syracuse
 11/20/21 Carrier Dome, Syracuse
 2021-22 Men's Basketball

Game Time: 7:00 PM
 Game Duration: 3:00
 Attendance: 21,330

Officials: Jamie Luckie, Jeffrey Anderson, Mike Roberts

Indiana - 110

Record: 6-1

NO.	Name	Min	FG	3P	FT	Rebounds	Fouls	TP	AS	TO	ST	Blocks	+/-
			M-A	M-A	M-A	OR DR TOT	PF FD					BS BA	
12	Miller Kopp	F 48:05	9-16	4-9	6-7	0 4 4	3 6	28	3	2	2	0	0 -2
23	Trayce Jackson-Davis	F 44:32	11-16	0-0	9-14	6 7 16	2 8	31	0	6	0	3	2 -5
25	Race Thompson	F 44:33	8-14	0-0	1 5 10	3 2	17	8	7	1	0	1	9
0	Xavier Johnson	G 26:20	1-2	0-0	2-2	0 1 1	5 3	4	9	3	1	0	0 2
45	Parker Stewart	G 39:01	6-12	6-12	2-3	0 1 1	5 2	20	2	2	1	0	0 7
53	Tamar Bates	14:24	1-5	0-4	0-0	0 0 0	0 0	2	0	1	0	0	0 -14
22	Jordan Geronimo	03:57	0-1	0-0	0-0	0 1 1	0 1	0	0	2	1	0	1 -6
1	Rob Phinisee	13:35	1-2	0-1	0-0	0 3 3	5 0	2	3	1	0	0	0 -3
2	Michael Durr	05:28	0-0	0-0	2-2	0 1 1	0 1	2	0	0	0	0	0 3
4	Khristian Lander	10:05	1-1	1-1	1-2	0 1 1	1 1	4	1	2	0	0	0 -1
Team						3 3 6		0	0				
Totals		38:69	11-27	23-31	14 32 46	24 24 110	26 26	6	3	4	2	10	

Technical Fouls:NONE

Syracuse - 112

Record: 4-3

NO.	Name	Min	FG	3P	FT	Rebounds	Fouls	TP	AS	TO	ST	Blocks	+/-
			M-A	M-A	M-A	OR DR TOT	PF FD					BS BA	
0	Jimmy Boenheim	F 47:11	9-20	4-9	4-6	1 4 5	2 4	26	2	2	1	0	0 3
21	Cole Swider	F 33:54	3-8	1-3	7-9	2 2 4	5 5	14	0	2	3	0	0 -1
14	Jesse Edwards	C 38:59	7-7	0-0	3-3	2 3 5	5 3	17	1	0	5	3	0 5
11	Joseph Girard III	G 43:48	6-13	5-11	5-6	0 3 3	1 4	22	5	5	2	0	1 4
35	Buddy Boenheim	G 50:00	10-23	3-11	4-4	0 3 3	4 2	27	8	2	5	0	1 2
10	Symir Torrence	06:30	1-2	0-0	0-0	0 0 0	2 3	2	0	1	1	0	0 -5
13	Benny Williams	18:58	0-0	0-0	0-2	0 2 2	2 1	0	0	0	1	1	0 -1
5	Frank Anselm	10:40	0-0	0-0	4-4	0 3 3	3 2	4	0	0	0	0	0 3
Team						3 3 6		0	0				
Totals		36:73	13-34	27-34	8 23 31	24 24 112	16 12	18	4	3	2	10	

Technical Fouls:NONE

	IND	SYR
Biggest lead	4 (2 nd 07:42)	18 (1 st 1:01)
Best Scoring Run	7 (2 nd 18:04)	10 (1 st 6:30)
Lead Changes	8	
Times Tied	10	
Time with Lead	03:13	41:25

Points from	IND	SYR
Turnovers	11	33
Paint	48	36
Second Chance	20	14
Fast Breaks	14	24
Bench	10	6

Period by Period Scoring	1st	2nd	OT1	OT2	TOT
IND	33	55	9	13	110
SYR	49	39	9	15	112



Official Basketball Box Score - Final
Marshall at Indiana
 11/27/21 Simon Skjod Assembly Hall, Bloomington, Ind.
 2021-22 Men's Basketball

Game Time: 7:00 PM
 Game Duration: 1:54
 Attendance: 12,330

Officials: Larry Scrotto, Bo Boroski, Rob Kuenneman

Marshall - 79

Record: 4-2

NO.	Name	Min	FG	3P	FT	Rebounds	Fouls	TP	AS	TO	ST	Blocks	+/-
			M-A	M-A	M-A	OR DR TOT	PF FD					BS BA	
2	Darius George	F 19:32	2-6	0-1	0-0	1 1 2	1 0	4	1	1	0	0	0 -21
31	Mikel Beyers	F 31:52	4-9	1-3	0-0	0 1 1	1 2	9	2	0	1	0	0 -23
21	Goran Miladinovic	C 07:49	2-3	0-1	0-0	1 2 3	4 0	4	0	0	1	0	0 -8
0	Andrew Taylor	G 33:43	7-13	3-5	3-3	1 2 3	2 4	20	4	4	4	0	1 -18
24	Taevion Kinsey	G 37:14	7-17	0-0	7-10	0 2 2	2 7	21	1	4	0	0	4 -10
25	Obinna Anochili-Killen	31:50	8-11	0-2	0 2 6	8 2	2 1	16	1	3	1	3	0 -5
15	Marko Sarenac	14:09	0-1	0-1	0-0	1 0 1	1 0	1	0	0	1	0	0 11
23	David Early	15:22	1-3	1-3	0-0	0 2 2	1 1	3	1	0	0	0	0 5
12	Aymeric Toussaint	03:00	1-1	0-0	0-0	0 1 1	0 0	2	0	0	0	0	0 13
1	Chase McKey	05:29	0-1	0-0	0-0	0 1 1	1 0	0	0	0	0	0	0 1
Team						0 2 2		0	0				
Totals		32:65	5-16	10-13	6 20 26	15 15 79	11 12	7	4	6	11		

Technical Fouls:NONE

Indiana - 90

Record: 6-0

NO.	Name	Min	FG	3P	FT	Rebounds	Fouls	TP	AS	TO	ST	Blocks	+/-
			M-A	M-A	M-A	OR DR TOT	PF FD					BS BA	
12	Miller Kopp	F 22:50	2-3	1-1	0-0	0 2 2	1 0	5	2	0	0	0	0 1
23	Trayce Jackson-Davis	F 36:34	18-24	0-0	7-9	2 3 5	0 7	43	4	3	2	5	2 20
25	Race Thompson	F 31:04	2-8	1-3	3-6	3 7 10	2 3	8	1	2	2	1	1 19
0	Xavier Johnson	G 29:43	7-12	2-3	4-4	0 7 7	3 2	20	7	2	5	0	0 27
45	Parker Stewart	G 37:14	2-6	2-5	0-0	0 7 7	4 1	6	0	0	0	0	0 25
4	Khristian Lander	10:17	1-2	0-1	0-0	0 0 0	0 1	0	2	0	3	0	0 -16
22	Jordan Geronimo	07:09	0-0	0-0	0-0	0 0 0	0 0	2	0	0	0	0	0 0
53	Tamar Bates	23:47	2-4	2-2	0-0	0 1 1	1 2	6	0	1	1	0	0 -1
2	Michael Durr	03:26	0-0	0-0	0-0	0 0 0	1 0	0	0	0	0	0	0 -9
Team						2 2 4		0	0				
Totals		34:59	8-15	14-19	7 29 36	15 15 90	14 15	10	6	4	11		

Technical Fouls:NONE

	MAR	IND
Biggest lead	12 (1 st 6:00)	14 (2 nd 0:23)
Best Scoring Run	17 (1 st 6:00)	9 (2 nd 14:36)
Lead Changes	10	
Times Tied	6	
Time with Lead	10:52	27:14

Points from	MAR	IND
Turnovers	21	14
Paint	44	50
Second Chance	10	6
Fast Breaks	11	16
Bench	21	8

Period by Period Scoring			
	1st	2nd	TOT
MAR	42	37	79
IND	41	49	90



2021-22 BOX SCORES



Official Basketball Box Score - Final
Indiana at Wisconsin
12/08/21 Kohl Center, Madison
2021-22 Men's Basketball

Game Time: 6:00 PM
Game Duration: 2:03
Attendance: 16,013

Officials: D.J. Carstensen, Courtney Green, Rob Kueneman

Indiana - 59		Record: 7-2 (1-1)												
NO. Name	Min	FG	3P	FT	Rebounds	Fouls	TP	AS	TO	ST	Blocks	BS	BA	+/-
12 Miller Kopp	F 28:37	3-6	1-1	0-0	0 1 1	2 0	7	0	1	0	0	1	0	0
23 Trayce Jackson-Davis	F 30:39	4-10	0-0	1-2	3 3 6	1 3	9	1	0	0	1	1	1	-11
25 Race Thompson	F 29:45	6-11	0-1	0-0	4 5 9	3 1	12	1	0	1	0	1	0	-13
0 Xavier Johnson	G 27:11	4-16	0-1	2-6	1 6 7	4 6	10	7	3	0	0	2	2	-1
4 Parker Stewart	G 26:03	3-7	3-5	0-0	1 3 4	4 0	9	1	0	1	0	1	0	-11
22 Jordan Geronimo	10:02	0-2	0-1	3-4	2 3 5	1 2	3	1	1	0	2	0	0	9
53 Tamar Bates	16:53	1-3	1-2	0-0	0 2 2	1 0	3	1	2	0	0	0	0	9
2 Michael Durr	09:21	2-3	0-0	0-0	0 1 1	0 0	4	0	1	0	0	0	0	6
1 Rob Phinisee	12:49	1-4	0-2	0-1	1 3 4	1 3	2	2	1	0	0	0	0	-4
3 Anthony Leal	08:40	0-0	0-0	0-0	0 0 0	2 0	0	0	0	0	0	1	0	-9
Team					2 3 5		0	0	0	0				
Totals		24-62	5-13	6-13	14 30 44	19 15	59	14	9	2	4	6	5	

Technical Fouls: NONE

Wisconsin - 64		Record: 8-1 (1-0)												
NO. Name	Min	FG	3P	FT	Rebounds	Fouls	TP	AS	TO	ST	Blocks	BS	BA	+/-
5 Tyler Wahl	F 27:27	2-7	0-1	3-4	3 9 12	2 2	7	3	0	1	3	1	0	12
22 Steven Crowl	F 19:04	2-6	1-2	0-0	0 0 0	4 0	5	3	0	1	0	1	0	-8
1 Johnny Davis	G 36:45	8-17	1-3	6-7	1 8 9	1 8	23	1	3	0	1	0	4	0
23 Chucky Hepburn	G 25:33	0-4	0-3	4-4	0 2 2	4 2	4	1	0	0	2	0	0	6
34 Brad Davison	G 33:55	3-12	2-7	0-0	0 4 4	1 2	8	3	1	1	0	2	7	0
14 Carter Gilmore	04:01	1-2	0-1	0-0	0 0 0	0 0	2	0	0	0	0	0	0	-6
33 Chris Vogt	20:56	4-6	0-0	1-1	4 2 6	2 2	9	1	0	1	0	0	0	13
2 Jordan Davis	12:17	1-4	1-4	0-0	0 1 1	0 1	3	0	0	0	0	0	0	-4
20 Ben Carlson	20:02	1-4	0-2	1-2	2 2 4	1 2	3	0	0	0	0	0	0	1
Team					1 2 3		0	0	0	0				
Totals		22-62	5-23	15-18	11 30 41	15 19	64	12	4	4	6	4	5	

Technical Fouls: NONE

IU		UW	
Biggest lead	22 (1 st 1:17)	5 (1 st 17:38)	
Best Scoring Run	12 (1 st 8:44)	11 (2 nd 0:13)	
Lead Changes	2		
Times Tied	2		
Time with Lead	34:26	03:01	

Points from		IU		UW	
Turnovers	7	15			
Paint	30	22			
Second Chance	16	11			
Fast Breaks	14	6			
Bench	12	17			

Period by Period Scoring			
	1st	2nd	TOT
IU	42	17	59
UW	25	39	64



Official Basketball Box Score - Final
Merrimack at Indiana
12/12/21 Simon Skjod Assembly Hall, Bloomington, Ind.
2021-22 Men's Basketball

Game Time: 12:00 PM
Game Duration: 1:59
Attendance: 17,222

Officials: Rob Riley, Lewis Garrison, Edwin Young

Merrimack - 49		Record: 4-8												
NO. Name	Min	FG	3P	FT	Rebounds	Fouls	TP	AS	TO	ST	Blocks	BS	BA	+/-
22 Jordan Minor	F 30:44	4-9	1-1	4-6	2 2 4	4 5	13	0	2	2	2	3	0	-27
23 Ziggy Reid	F 33:19	4-13	3-8	0-0	0 0 0	5 0	11	2	2	2	0	0	0	-23
0 Malik Edmead	G 27:27	4-11	3-4	0-1	0 2 2	0 4	11	4	0	2	0	0	0	-13
5 Mikey Watkins	G 27:29	0-5	0-1	0-0	1 1 2	0 0	1	0	1	1	0	0	3	-20
24 Jordan McKoy	G 21:54	2-3	0-0	0-1	1 1 2	1 5	0	6	1	0	1	0	0	-11
3 Mykel Derring	22:45	2-8	2-8	0-0	1 1 1	1 1	6	0	1	2	0	0	0	-25
31 Justin Connolly	12:27	0-0	0-0	0-0	0 0 0	4 0	0	1	1	1	0	0	0	-10
13 James Berry III	18:20	0-4	0-4	2-2	0 2 2	3 1	2	0	0	0	0	0	0	-25
15 Ryan Isaacson	03:07	0-0	0-0	0-1	0 0 0	1 1	0	0	0	0	0	0	0	-2
11 Ryan Miller	01:31	0-1	0-0	0-0	0 0 0	0 0	0	0	0	0	0	0	0	1
12 Thomas Hall	00:57	0-0	0-0	0-0	0 0 0	0 0	0	0	0	0	0	0	0	-2
Team					1 3 4		0	2						
Totals		16-54	11-29	6-10	4 12 16	23 12	49	9	10	10	2	7	32	

Technical Fouls: NONE

Indiana - 81		Record: 8-2												
NO. Name	Min	FG	3P	FT	Rebounds	Fouls	TP	AS	TO	ST	Blocks	BS	BA	+/-
12 Miller Kopp	F 20:39	3-4	2-2	0-0	0 2 2	0 1	8	1	0	0	0	0	0	19
23 Trayce Jackson-Davis	F 23:35	5-10	0-0	6-6	3 6 9	0 5	16	0	1	1	3	2	2	4
25 Race Thompson	F 19:33	6-6	0-0	2-5	3 4 7	0 5	14	0	1	1	0	0	0	19
0 Xavier Johnson	G 22:07	3-5	1-2	2-2	0 2 2	1 1	9	4	3	0	0	0	0	22
45 Parker Stewart	G 18:01	0-3	0-2	0-0	0 2 2	3 0	0	3	2	0	0	0	0	17
22 Jordan Geronimo	20:27	5-8	0-0	3-5	5 8 13	1 3	13	1	3	1	1	0	0	13
53 Tamar Bates	19:00	2-7	1-4	2-2	1 3 4	1 1	7	1	0	1	0	0	0	15
1 Rob Phinisee	15:43	6-3	0-2	2-4	1 2 3	0 2	2	4	1	0	2	0	3	0
3 Anthony Leal	18:56	1-4	1-4	0-0	0 2 2	0 3	1	0	0	0	0	0	0	9
2 Michael Durr	12:27	1-1	0-0	3-6	1 2 3	4 5	1	3	0	0	0	0	0	6
4 Kristian Lander	07:34	0-0	0-0	0-0	0 1 1	2 0	0	0	0	0	0	0	0	11
51 Logan Duncomb	03:58	1-1	0-0	2-2	1 0 1	1 1	4	0	1	0	1	0	0	2
Team					3 2 5		0	0						
Totals		27-52	5-16	22-32	18 36 54	12 23	81	16	17	4	7	2	32	

Technical Fouls: NONE

MER		IND	
Biggest lead	3 (1 st 16:55)	32 (2 nd 0:37)	
Best Scoring Run	8 (1 st 6:39)	14 (2 nd 4:34)	
Lead Changes	4		
Times Tied	4		
Time with Lead	02:15	35:04	

Points from		MER		IND	
Turnovers	7	17			
Paint	8	34			
Second Chance	2	21			
Fast Breaks	3	6			
Bench	8	34			

Period by Period Scoring			
	1st	2nd	TOT
MER	30	19	49
IND	36	45	81



Official Basketball Box Score - Final
Indiana at Notre Dame
12/18/21 Gainbridge Fieldhouse, Indianapolis, IN
2021-22 Men's Basketball

Game Time: 2:39 PM
Game Duration: 2:03
Attendance: 17,905

Officials: James Breeding, John Gaffney, Brian O'Connell

Indiana - 64		Record: 9-2												
NO. Name	Min	FG	3P	FT	Rebounds	Fouls	TP	AS	TO	ST	Blocks	BS	BA	+/-
12 Miller Kopp	F 27:33	2-7	1-3	0-0	0 2 2	1 1	5	0	0	1	0	0	0	0
23 Trayce Jackson-Davis	F 38:04	6-12	0-0	5-8	2 10 12	2 7	17	2	2	0	2	0	11	
25 Race Thompson	F 26:15	4-4	0-0	3-6	0 3 3	3 3	11	3	0	2	0	0	0	15
0 Xavier Johnson	G 31:36	3-11	2-9	3-4	0 2 2	3 2	11	3	4	0	0	0	0	16
4 Parker Stewart	G 29:41	3-4	3-4	3-4	0 3 3	2 3	12	0	4	0	2	0	3	
1 Rob Phinisee	24:56	2-8	2-3	0-0	1 4 5	1 2	6	5	2	1	1	0	1	
3 Anthony Leal	16:03	0-1	0-1	0-0	0 0 0	2 0	0	3	1	1	0	0	0	-1
22 Jordan Geronimo	03:56	1-1	0-0	0-0	2 2 4	0 0	2	0	0	0	0	0	0	-2
2 Michael Durr	01:56	0-0	0-0	0-0	1 0 1	2 0	0	0	1	0	0	0	0	-3
Team					0 3 3		0	0						
Totals		21-48	8-20	14-22	6 29 35	16 18	64	16	14	5	5	0	8	

Technical Fouls: Stewart 2nd 10:02

Notre Dame - 56		Record: 4-5												
NO. Name	Min	FG	3P	FT	Rebounds	Fouls	TP	AS	TO	ST	Blocks	BS	BA	+/-
14 Nate Laszewski	F 25:32	1-5	1-3	0-0	1 2 3	2 1	3	0	1	0	0	0	0	-14
20 Paul Atkinson Jr.	F 30:22	4-6	0-0	3-4	2 9 11	3 3	11	0	1	4	0	1	2	
0 Blake Wesley	G 31:31	5-16	1-5	3-4	1 1 2	3 3	14	0	3	2	0	2	0	-7
5 Cormac Ryan	G 29:41	1-9	0-5	1-2	1 5 6	3 2	3	2	1	1	0	0	0	-4
23 Dane Goodwin	G 38:40	6-13	1-4	2-2	2 4 6	3 3	15	0	1	0	0	1	0	-7
2 Trey Turrill	17:32	2-3	0-0	1-1	1 0 1	2 1	5	1	2	1	0	0	0	-4
3 Prentiss Hubb	26:42	2-6	1-5	0-0	0 2 2	2 2	5	2	2	1	0	0	0	-6
Team					0 1 1		0	3						
Totals		21-58	4-22	10-13	8 24 32	18 15	56	5	14	9	0	5	8	

Technical



2021-22 BOX SCORES



Official Basketball Box Score - Final
Indiana at Penn St.
01/02/22 Bryce Jordan Center, University Park, Pa.
2021-22 Men's Basketball

Game Time: 4:00 PM
Game Duration: 1:58
Attendance: 8,844

Officials: D.J. Carstensen, Courtney Green, Brandon Cruz

Indiana - 58		Record: 10-3 (1-2)												
NO.	Name	Min	FG	3P	FT	Rebounds	Fouls	TP	AS	TO	ST	Blocks	BS	BA
12	Miller Kopp	F 27:47	2-5	1-2	0-0	0	1	1	2	0	5	1	0	0
23	Trayce Jackson-Davis	F 33:35	8-18	0-1	4-6	0	5	5	1	5	20	3	1	1
25	Race Thompson	F 30:03	4-7	1-3	0-0	6	4	10	0	3	9	1	0	1
0	Xavier Johnson	G 27:09	3-9	1-3	2-4	1	2	3	2	4	9	4	1	2
45	Parker Stewart	G 31:59	1-4	0-2	0-0	0	1	1	4	0	2	2	1	0
1	Rob Phinisee	23:51	3-8	1-3	2-2	1	2	3	3	1	9	2	1	1
2	Michael Durr	05:07	0-0	0-0	0-0	0	1	2	0	0	0	0	0	0
53	Tamar Bates	06:21	0-3	0-1	0-0	0	0	0	0	1	0	0	2	0
3	Anthony Leal	04:49	0-1	0-1	0-0	0	0	0	0	0	0	0	0	0
22	Jordan Geronimo	09:19	2-3	0-1	0-0	0	3	3	0	0	4	0	0	0
Team						0	3	1	0	0	0	0	0	0
Totals		23:58	4-17	8-12	9	20	29	13	14	58	13	6	6	3

Technical Fouls: NONE

Penn St. - 61		Record: 6-5 (1-2)												
NO.	Name	Min	FG	3P	FT	Rebounds	Fouls	TP	AS	TO	ST	Blocks	BS	BA
1	Seth Lundy	F 32:14	2-10	2-5	2-2	1	9	10	1	1	8	1	1	2
5	Greg Lee	F 16:30	3-5	0-2	0-0	2	2	4	1	1	6	0	1	0
21	John Harrar	F 28:34	3-6	0-0	0-0	4	8	12	1	2	6	1	1	0
11	Jaheam Cornwall	G 15:00	0-1	0-1	4-4	0	0	0	0	2	4	0	2	0
22	Jalen Pickett	G 33:35	6-16	3-6	0-0	0	1	1	2	1	15	2	4	1
2	Myles Dread	21:36	4-5	4-5	0-0	2	2	4	3	1	12	1	0	0
3	Sam Sessoms	27:35	3-8	2-3	2-4	1	2	3	1	4	10	1	1	2
14	Jalanni White	21:05	0-0	0-0	0-0	1	2	3	2	1	0	1	0	1
23	Dallion Johnson	03:51	0-0	0-0	0-0	0	0	0	0	0	0	1	0	0
Team						0	2	2	0	0	0	2	0	0
Totals		21:51	11-22	8-10	11	28	39	14	13	61	7	13	6	1

Technical Fouls: NONE

		IND	PSU
Biggest lead	5 (1 st 14:09)	10 (2 nd 10:28)	
Best Scoring Run	9 (2 nd 6:10)	7 (2 nd 19:25)	
Lead Changes	9		
Times Tied	8		
Time with Lead	15:54	17:22	

		IND	PSU
Points from Turnovers	18	8	
Paint	28	14	
Second Chance	13	11	
Fast Breaks	9	5	
Bench	13	22	

		IND	PSU
Period by Period Scoring			
1st	2nd	TOT	
IND	26	32	58
PSU	27	34	61



Official Basketball Box Score - Final
Minnesota at Indiana
01/09/22 Simon Skjott Assembly Hall, Bloomington, Ind.
2021-22 Men's Basketball

Game Time: 12:00 PM
Game Duration: 1:51
Attendance: 17,222

Officials: Larry Sciotto, Rob Kuennenman, Don Day

Minnesota - 60		Record: 10-3 (1-3)												
NO.	Name	Min	FG	3P	FT	Rebounds	Fouls	TP	AS	TO	ST	Blocks	BS	BA
1	Eric Curry	F 34:54	2-6	0-0	0-0	1	7	8	4	2	4	0	2	2
10	Jamison Battle	F 37:46	7-17	3-10	2-3	0	6	6	3	3	19	0	0	0
0	Payton Willis	G 37:48	8-18	2-8	0-2	1	4	5	1	4	18	2	1	0
12	Luke Lowe	G 36:12	0-8	0-4	0-0	0	3	3	4	0	0	4	1	0
20	E.J. Stephens	G 30:19	3-7	0-3	6-6	0	3	3	3	5	12	0	0	1
15	Charlie Daniels	03:49	1-1	0-0	1-1	1	1	2	0	1	3	0	0	1
24	Sean Sutherland	17:52	2-3	0-0	0-0	0	3	3	2	0	4	0	1	1
25	Will Ramberg	01:20	0-0	0-0	0-0	0	0	0	0	0	0	0	0	0
Team						4	0	4	0	0	0	0	0	0
Totals		23:40	5-25	9-12	7	27	34	17	15	60	6	5	5	2

Technical Fouls: NONE

Indiana - 73		Record: 12-3 (3-2)												
NO.	Name	Min	FG	3P	FT	Rebounds	Fouls	TP	AS	TO	ST	Blocks	BS	BA
12	Miller Kopp	F 21:59	1-3	1-2	0-0	2	2	4	1	0	3	2	0	0
23	Trayce Jackson-Davis	F 34:28	6-11	0-0	1-2	1	11	12	2	4	13	2	1	0
25	Race Thompson	F 31:28	4-7	0-1	2-2	1	4	5	1	2	10	0	0	1
0	Xavier Johnson	G 21:51	4-10	2-6	4-5	1	2	3	4	5	14	5	1	0
45	Parker Stewart	G 19:53	4-5	2-3	0-0	0	3	3	2	12	0	1	0	0
1	Rob Phinisee	28:59	4-10	4-9	1-2	0	3	3	1	3	13	4	0	2
2	Michael Durr	04:41	1-1	0-0	0-0	0	0	0	0	0	2	0	0	0
22	Jordan Geronimo	09:23	0-0	0-0	0-0	0	3	3	0	0	0	0	0	0
32	Trey Galloway	21:52	3-6	0-2	0-0	1	2	3	3	1	6	1	2	0
53	Tamar Bates	05:26	0-3	0-1	0-0	0	1	1	0	0	1	1	0	0
Team						1	1	2	0	0	0	0	0	0
Totals		27:56	9-24	10-15	7	32	39	15	17	73	17	6	3	4

Technical Fouls: NONE

		MINN	IND
Biggest lead	5 (1 st 15:45)	13 (2 nd 0:38)	
Best Scoring Run	9 (2 nd 12:25)	10 (2 nd 3:56)	
Lead Changes	7		
Times Tied	6		
Time with Lead	11:07	25:08	

		MINN	IND
Points from Turnovers	8	7	
Paint	30	30	
Second Chance	3	13	
Fast Breaks	3	7	
Bench	7	21	

		MINN	IND
Period by Period Scoring			
1st	2nd	TOT	
MINN	29	31	60
IND	39	34	73



Official Basketball Box Score - Final
Ohio State at Indiana
01/06/22 Simon Skjott Assembly Hall, Bloomington, Ind.
2021-22 Men's Basketball

Game Time: 7:01 PM
Game Duration: 1:52
Attendance: 14,130

Officials: Bo Borowski, Keith Kimble, Terry Oglesby

Ohio State - 51		Record: 9-3 (3-1)												
NO.	Name	Min	FG	3P	FT	Rebounds	Fouls	TP	AS	TO	ST	Blocks	BS	BA
10	Justin Ahrens	F 27:51	2-6	0-0	0	3	3	1	0	6	1	1	1	0
23	Zed Key	F 14:32	0-2	0-0	2	0	3	3	2	2	1	1	2	0
32	E.J. Liddell	F 32:06	3-12	1-5	4-4	2	7	9	1	3	11	0	3	1
22	Malaki Branham	G 33:55	5-13	1-3	2-2	0	5	5	1	2	13	3	1	0
55	Jamari Wheeler	G 33:55	1-5	1-5	0-0	2	2	2	2	3	6	3	1	0
25	Kyle Young	17:17	1-4	1-3	0-0	1	1	2	2	2	3	0	2	0
0	Meechie Johnson Jr.	17:40	2-6	2-4	1-2	1	1	2	1	1	1	1	0	1
50	Joey Brunk	08:08	2-2	0-0	2-2	0	2	2	1	1	6	0	1	0
2	Cedric Russell	04:17	0-2	0-1	0-0	0	0	0	0	0	0	0	1	0
3	Eugene Brown III	10:19	0-0	0-0	0-0	1	3	4	2	0	0	0	0	0
Team						0	1	1	0	0	0	1	0	0
Totals		16:52	8-27	11-12	5	28	33	13	13	51	12	15	7	3

Technical Fouls: NONE

Indiana - 67		Record: 11-3 (2-2)												
NO.	Name	Min	FG	3P	FT	Rebounds	Fouls	TP	AS	TO	ST	Blocks	BS	BA
12	Miller Kopp	F 21:25	2-6	0-3	0-0	0	4	4	0	0	4	1	2	0
23	Trayce Jackson-Davis	F 34:13	11-17	0-0	5-6	5	7	12	1	4	27	2	4	0
25	Race Thompson	F 30:23	3-7	0-1	5-5	2	5	7	1	3	11	2	2	0
0	Xavier Johnson	G 26:12	1-7	0-1	0-1	0	4	4	1	3	2	1	0	1
45	Parker Stewart	G 28:15	2-8	1-5	0-0	0	3	3	4	0	5	2	0	2
1	Rob Phinisee	21:34	1-6	0-3	0-0	1	3	4	1	0	2	0	0	1
2	Michael Durr	05:47	1-1	0-0	2-2	1	0	1	1	1	4	0	0	0
53	Tamar Bates	03:34	0-2	0-0	0-0	0	0	0	0	1	0	0	0	0
22	Jordan Geronimo	09:37	1-2	1-2	1-2	1	1	2	2	1	4	0	0	1
32	Trey Galloway	19:00	3-5	0-0	2-2	1	2	3	1	1	8	4	0	2
Team						0	1	1	0	0	0	0	0	0
Totals		25:61	2-15	15-18	11	30	41	13	13	67	14	9	7	6

Technical Fouls: NONE

		OSU	IND
Biggest lead	8 (1 st 12:08)	17 (2 nd 1:59)	
Best Scoring Run	7 (1 st 12:08)	13 (2 nd 1:59)	
Lead Changes	16		
Times Tied	6		
Time with Lead	11:45	26:29	

Points from	OSU	IND
Turnovers	10	16
Paint	10	38
Second Chance	2	9
Fast Breaks	7	17
Bench	16	18



2021-22 BOX SCORES



Official Basketball Box Score - Final
Indiana at Maryland
01/29/22 XFINITY Center, College Park
2021-22 Men's Basketball

Game Time: 2:30 PM
Game Duration: 1:59
Attendance: 15,304

Officials: Paul Szec, Kelly Pfeiler, Rob Riley

Indiana - 68														
Record: 16-5 (7-4)														
NO. Name	Min	FG M-A	3P M-A	FT M-A	Rebounds OR DR TOT	Fouls PF	TP	AS	TO	ST	Blocks BS BA	+/-		
12 Miller Kopp	F 19:09	2-6	2-4	0-0	0 1 1	1 1	6	1	2	1	1 0 0	18		
23 Trayce Jackson-Davis	F 33:43	7-12	0-0	3-4	2 7 9	3 4	17	3	2	0	1 0 0	20		
25 Race Thompson	F 27:29	7-12	2-2	2-4	3 9 12	1 2	18	1	1	1	1 0 0	6		
0 Xavier Johnson	G 29:42	1-8	1-5	5-6	0 3 3	1 5	8	9	2	1	0 0 0	20		
45 Parker Stewart	G 15:46	0-1	0-1	0-0	0 3 3	2 0	0	0	0	0	0 0 0	10		
32 Trey Galloway	24:47	4-5	0-1	0-0	0 1 1	2 3	8	2	0	0	2 0 0	10		
22 Jordan Geronimo	17:38	3-7	0-1	0-0	0 3 3	2 0	6	0	1	1	2 0 0	0		
53 Tamar Bates	16:44	0-6	0-4	0-0	0 1 1	1 1	0	0	1	0	1 0 0	-7		
4 Khristian Lander	10:18	2-2	1-1	0-0	0 0 0	4 0	5	1	1	0	0 0 0	-7		
3 Anthony Leal	03:34	0-1	0-0	0-0	0 0 0	0 0	0	0	0	0	0 0 0	-5		
51 Logan Duncomb	01:10	0-0	0-0	0-0	0 0 0	1 1	0	0	0	0	0 0 0	0		
Team					0 0 0		0	0						
Totals		26-60	6-20	10-14	8 31 39	19 16	68	17	10	6	6 0 0	13		

Technical Fouls: NONE

Maryland - 55														
Record: 11-10 (3-7)														
NO. Name	Min	FG M-A	3P M-A	FT M-A	Rebounds OR DR TOT	Fouls PF	TP	AS	TO	ST	Blocks BS BA	+/-		
24 Dontia Scott	F 34:52	1-7	1-5	4-4	1 2 3	3 2	7	1	4	1	0 0 0	-10		
33 Qudus Wahab	C 23:18	4-9	0-0	4-4	2 6 8	2 4	12	0	2	0	0 0 0	4		
4 Fatts Russell	G 33:11	3-12	1-5	5-5	1 4 5	3 5	12	3	1	0	0 0 -23			
5 Eric Ayala	G 32:55	2-12	2-10	0-0	0 6 6	1 3	6	5	2	0	0 0 -1	-9		
13 Hakim Hart	G 33:39	5-10	2-6	3-3	0 4 4	1 2	15	0	1	0	0 0 -4			
10 Julian Reese	13:26	0-2	0-0	0-0	1 4 5	4 1	0	0	0	0	2 -17			
11 Xavier Green	21:23	1-3	0-1	1-2	2 3 5	1 2	3	2	0	1	0 0 -5			
15 Simon Wright	03:26	0-0	0-0	0-0	0 0 0	0 0	0	0	0	0	0 0 -3			
23 Ian Martinez	03:22	0-1	0-0	0-0	0 0 0	0 0	0	0	0	1	0 0 1			
14 Aidan McCool	00:28	0-0	0-0	0-0	0 0 0	0 0	0	0	0	0	0 0 1			
Team					2 1 3		0	1						
Totals		16-56	6-27	17-18	9 30 39	16 19	55	11	13	4	0 0 -13			

Technical Fouls: NONE

	IND	UMD	Points from	IND	UMD	Period by Period Scoring			
Biggest lead	18 (2 nd 4:28)	8 (1 st 17:51)	Turnovers	15	6	IND	1st	2nd	TOT
Best Scoring Run	13 (1 st 12:45)	8 (1 st 17:51)	Paint	36	20		33	35	68
Lead Changes	9		Second Chance	4	10		UMD	26	29
Times Tied	1		Fast Breaks	11	14				
Time with Lead	30:12	09:02	Bench	19	3				



Official Basketball Box Score - Final
Illinois at Indiana
02/05/22 Simon Skjott Assembly Hall, Bloomington, Ind.
2021-22 Men's Basketball

Game Time: 12:00 PM
Game Duration: 2:04
Attendance: 172,222

Officials: Bo Borowski, Courtney Green, Donnie Eppley

Illinois - 74														
Record: 17-5 (10-2)														
NO. Name	Min	FG M-A	3P M-A	FT M-A	Rebounds OR DR TOT	Fouls PF	TP	AS	TO	ST	Blocks BS BA	+/-		
3 Jacob Grandison	F 21:12	2-4	0-0	0 4 4	1 0 1	4 3	0	0	0	0 0 0	19			
21 Kofi Cockburn	C 34:40	6-13	0-0	5-9	1 7 8	1 9	17	1	0	2	1 1 1	21		
1 Trent Frazier	G 36:10	8-11	3-6	4-4	0 2 2	3 3	23	4	1	1 1 0	18			
11 Alfonso Plummer	G 33:04	3-10	2-7	6-7	1 3 4	2 3	14	0	0	0 0 0	2	15		
20 Da'Monte Williams	G 35:14	2-4	2-4	0-2	1 6 7	1 1	6	2	1	0 3 0	0	0		
33 Coleman Hawkins	09:01	0-0	0-0	2-2	0 0 0	1 1	2	0	0	0 0 0	-5			
4 Omar Payne	05:20	0-0	0-0	0-0	0 1 1	1 0	0	0	0	1 0 0	-4			
5 Andre Curbelo	12:03	1-4	0-0	1-2	0 0 0	1 2	3	0	0	1 1 0	0	-1		
10 Luke Goode	05:28	1-2	1-2	0-0	2 2 2	0 3	0	0	0	0 0 0	-1			
15 RJ Melendez	07:48	0-0	0-0	0-0	0 1 1	1 1	0	2	2	0 0 0	8			
Team					1 0 1		0	2						
Totals		23-48	10-23	18-26	4 26 30	17 20	74	13	10	5	5 3 17			

Technical Fouls: NONE

Indiana - 57														
Record: 16-6 (7-5)														
NO. Name	Min	FG M-A	3P M-A	FT M-A	Rebounds OR DR TOT	Fouls PF	TP	AS	TO	ST	Blocks BS BA	+/-		
12 Miller Kopp	F 16:05	0-0	0-0	0-0	1 1 2	2 2	0	1	1	1 0 0	0	1		
23 Trayce Jackson-Davis	F 23:12	3-9	0-0	0-0	4 2 6	3 2	6	1	3	0 0 0	-18			
25 Race Thompson	F 29:42	5-13	0-3	3-4	1 5 6	2 2	13	2	1	1 2 2	-18			
0 Xavier Johnson	G 31:42	4-11	1-3	3-4	1 4 5	2 5	12	5	2	1 1 1	-13			
45 Parker Stewart	G 26:04	3-7	2-4	0-0	0 2 2	3 1	8	0	0	0 0 0	0			
2 Michael Durr	12:11	0-1	0-1	2-4	1 1 2	5 2	2	1	0	0 0 0	-1			
32 Trey Galloway	18:55	2-5	0-0	2-2	0 2 2	0 1	6	0	0	0 0 0	-18			
22 Jordan Geronimo	14:55	1-2	0-1	0-0	0 2 2	0 2	0	1	1	0 0 0	3			
4 Khristian Lander	08:18	1-3	0-0	0-0	0 0 0	1 0	2	1	2	0 0 0	-4			
53 Tamar Bates	18:56	1-5	0-1	4-4	0 1 1	2 2	6	0	0	0 0 0	-17			
Team					2 3 5		0	0						
Totals		20-56	3-13	14-18	10 23 33	20 17	57	11	10	4	3 5 -17			

Technical Fouls: NONE

Biggest lead	17 (2 nd 1:53)	8 (1 st 11:28)	Points from Turnovers	ILL	IND	Period by Period Scoring			
Best Scoring Run	10 (2 nd 9:17)	7 (1 st 11:28)	Paint	20	24				
Lead Changes			Second Chance	2	8	ILL	34	40	74
Times Tied	10		Fast Breaks	0	9	IND	36	21	57
Time with Lead	14:05	20:50	Bench	8	18				



Official Basketball Box Score - Final
Indiana at Northwestern
02/08/22 Welsh-Ryan Arena, Evanston
2021-22 Men's Basketball

Game Time: 8:00 PM
Game Duration: 2:07
Attendance: 7,039

Officials: Lamont Simpson, Kelly Pfeiler, Rob Kueneman

Indiana - 51														
Record: 16-7 (7-6)														
NO. Name	Min	FG M-A	3P M-A	FT M-A	Rebounds OR DR TOT	Fouls PF	TP	AS	TO	ST	Blocks BS BA	+/-		
12 Miller Kopp	F 33:54	1-7	1-5	0-0	0 6 6	2 1	3	2	0	0 0 0	-14			
23 Trayce Jackson-Davis	F 38:58	4-13	0-0	5-9	5 6 11	0 8	13	2	0	2 3 2	-8			
25 Race Thompson	F 35:34	7-13	0-3	0-2	1 5 6	1 2	14	2	0	1 0 0	-3			
3 Anthony Leal	G 33:46	1-5	1-4	2-2	0 3 3	3 1	5	4	1	0 0 0	-7			
32 Trey Galloway	G 37:24	6-10	1-2	0-0	0 5 5	5 3	13	3	5	0 1 0	-5			
22 Jordan Geronimo	17:15	1-5	1-2	0-0	0 3 3	4 1	3	0	1	0 3 0	-2			
14 Nathan Childress	03:09	0-1	0-0	0-0	0 0 0	0 0	0	0	0	0 0 0	-1			
Team					1 2 3		0	1						
Totals		20-54	14-16	7-13	7 30 37	16 16	51	13	8	3	7 2 -8			

Technical Fouls: Team 2nd 15:49 Coach 2nd 15:49

NO. Name		Min	FG	3P	FT	Rebounds		Fouls	TP	AS	TO	ST	Blocks	+/-	
			M/A	M/A	M/A	OR	DR	PF					BS		
22	Pete Nance	F 28:45	2-10	0-2	2-2	2	9	11	2	6	2	0	0	1	11
31	Robbie Beran	F 17:03	1-5	1-3	0-0	1	4	5	1	0	0	1	0	6	6
0	Boo Bule	G 32:05	8-18	2-7	0-0	1	2	3	3	18	1	0	0	2	-6
1	Chase Audige	G 29:21	5-16	2-8	0-0	0	2	3	2	12	0	0	0	2	-6
5	Julian Roper II	G 21:48	1-4	0-1	0-0	2	1	3	0	2	2	0	1	1	4
15	Ryan Young	G 12:42	2-5	0-1	3-4	3	3	6	2	2	7	1	1	0	0
3	Ty Berry	13:24	0-5	0-3	3-3	0	3	3	2	2	0	2	1	0	-2
21	Elyjah Williams	12:30	1-2	0-0	0	3	3	3	2	0	0	0	0	0	-1
2	Ryan Greer	24:12	2-4	0-2	3-4	1	2	3	2	1	7	3	0	0	13
Team						3	1	4		0	2				
Totals			22-69	5-27	10-13	16	31	47	16	59	7	6	4	2	8



INDIANA GAME BY GAME

Opponent	Date	Score		FG-FGA	PCT	3FG-3FGA	PCT	FT-FTA	PCT	OFF	DEF	TOT	AVG	PF	A	TO	BLK	STL	PTS	AVG
Eastern Mich.	11/09/2021	68-62	W	26-62	.419	4-24	.167	12-20	.600	5	38	43	43.0	15	13	8	6	3	68	68.0
Northern Ill.	11/12/2021	85-49	W	27-56	.482	8-23	.348	23-30	.767	11	26	37	40.0	22	14	15	9	6	85	76.5
St. John's (NY)	11/17/2021	76-74	W	30-58	.517	6-18	.333	10-19	.526	9	25	34	38.0	20	12	16	5	9	76	76.3
Louisiana	11/21/2021	76-44	W	28-52	.538	10-19	.526	10-13	.769	10	37	47	40.3	25	22	26	8	5	76	76.3
Jackson St.	11/23/2021	70-35	W	24-51	.471	6-15	.400	16-26	.615	9	35	44	41.0	12	15	11	8	5	70	75.0
Marshall	11/27/2021	90-79	W	34-59	.576	8-15	.533	14-19	.737	7	29	36	40.2	15	14	15	6	10	90	77.5
at Syracuse	11/30/2021	110-112	Lot2	38-69	.551	11-27	.407	23-31	.742	14	32	46	41.0	24	26	26	3	6	110	82.1
Nebraska	12/04/2021	68-55	W	23-57	.404	8-22	.364	14-17	.824	8	33	41	41.0	12	10	15	5	7	68	80.4
at Wisconsin	12/08/2021	59-64	L	24-62	.387	5-13	.385	6-13	.462	14	30	44	41.3	19	14	9	4	2	59	78.0
Merrimack	12/12/2021	81-49	W	27-52	.519	5-16	.313	22-32	.688	18	36	54	42.6	12	16	17	7	4	81	78.3
vs Notre Dame	12/18/2021	64-56	W	21-48	.438	8-20	.400	14-22	.636	6	29	35	41.9	16	16	14	5	5	64	77.0
Northern Ky.	12/22/2021	79-61	W	32-55	.582	5-15	.333	10-15	.667	8	30	38	41.6	16	20	13	5	6	79	77.2
at Penn St.	01/02/2022	58-61	L	23-58	.397	4-17	.235	8-12	.667	9	20	29	40.6	13	13	6	3	6	58	75.7
Ohio St.	01/06/2022	67-51	W	25-61	.410	2-15	.133	15-18	.833	11	30	41	40.6	13	14	9	6	7	67	75.1
Minnesota	01/09/2022	73-60	W	27-56	.482	9-24	.375	10-15	.667	7	32	39	40.5	15	17	6	4	3	73	74.9
at Iowa	01/13/2022	74-83	L	27-53	.509	7-22	.318	13-21	.619	12	19	31	39.9	21	17	23	5	4	74	74.9
at Nebraska	01/17/2022	78-71	W	27-50	.540	4-13	.308	20-28	.714	9	21	30	39.4	22	10	14	2	7	78	75.1
Purdue	01/20/2022	68-65	W	24-56	.429	6-20	.300	14-24	.583	4	26	30	38.8	16	6	3	4	9	68	74.7
Michigan	01/23/2022	62-80	L	24-61	.393	5-19	.263	9-13	.692	8	18	26	38.2	14	15	8	6	8	62	74.0
Penn St.	01/26/2022	74-57	W	26-51	.510	10-13	.769	12-15	.800	8	22	30	37.8	11	15	9	10	8	74	74.0
at Maryland	01/29/2022	68-55	W	26-60	.433	6-20	.300	10-14	.714	8	31	39	37.8	19	17	10	6	6	68	73.7
Illinois	02/05/2022	57-74	L	20-56	.357	3-13	.231	14-18	.778	10	23	33	37.6	20	11	10	3	4	57	73.0
at Northwestern	02/08/2022	51-59	L	20-54	.370	4-16	.250	7-13	.538	7	30	37	37.6	15	13	8	7	3	51	72.0
at Michigan St.	02/12/2022	61-76	L	20-59	.339	5-21	.238	16-27	.593	12	22	34	37.4	20	14	11	3	6	61	71.5
Total		1717		623-1356	.459	149-440	.339	322-475	.678	224	674	898	37.4	407	354	302	130	139	1717	71.5
Opponents		1532		525-1397	.376	170-551	.309	312-407	.767	225	585	810	33.8	435	243	291	60	173	1532	63.8

OPPONENT GAME BY GAME

Opponent	Date	Score		FG-FGA	PCT	3FG-3FGA	PCT	FT-FTA	PCT	OFF	DEF	TOT	AVG	PF	A	TO	BLK	STL	PTS	AVG
Eastern Mich.	11/09/2021	68-62	W	20-64	.313	9-23	.391	13-16	.813	7	35	42	42.0	20	8	13	3	6	62	62.0
Northern Ill.	11/12/2021	85-49	W	14-46	.304	2-11	.182	19-27	.704	9	22	31	36.5	23	3	23	1	10	49	55.5
St. John's (NY)	11/17/2021	76-74	W	25-58	.431	9-27	.333	15-19	.789	12	22	34	35.7	18	17	15	5	7	74	61.7
Louisiana	11/21/2021	76-44	W	14-73	.192	2-20	.100	14-24	.583	21	16	37	36.0	17	5	11	2	10	44	57.3
Jackson St.	11/23/2021	70-35	W	12-58	.207	3-19	.158	8-11	.727	11	22	33	35.4	22	7	11	4	5	35	52.8
Marshall	11/27/2021	90-79	W	32-65	.492	5-16	.313	10-13	.769	6	20	26	33.8	15	11	12	4	7	79	57.2
at Syracuse	11/30/2021	110-112	Lot2	36-73	.493	13-34	.382	27-34	.794	8	23	31	33.4	24	16	12	4	18	112	65.0
Nebraska	12/04/2021	68-55	W	23-61	.377	5-22	.227	4-5	.800	5	27	32	33.3	18	9	14	1	9	55	63.8
at Wisconsin	12/08/2021	59-64	L	22-62	.355	5-23	.217	15-18	.833	11	30	41	34.1	15	12	4	6	4	64	63.8
Merrimack	12/12/2021	81-49	W	16-54	.296	11-29	.379	6-10	.600	4	12	16	32.3	23	9	10	2	10	49	62.3
vs Notre Dame	12/18/2021	64-56	W	21-58	.362	4-22	.182	10-13	.769	8	24	32	32.3	18	5	14	0	9	56	61.7
Northern Ky.	12/22/2021	79-61	W	21-59	.356	10-33	.303	9-12	.750	9	15	24	31.6	14	13	10	1	10	61	61.7
at Penn St.	01/02/2022	58-61	L	21-51	.412	11-22	.500	8-10	.800	11	28	39	32.2	14	7	13	1	6	61	61.6
Ohio St.	01/06/2022	67-51	W	16-52	.308	8-27	.296	11-12	.917	5	28	33	32.2	13	12	15	3	7	51	60.9
Minnesota	01/09/2022	73-60	W	23-60	.383	5-25	.200	9-12	.750	7	27	34	32.3	17	6	5	2	5	60	60.8
at Iowa	01/13/2022	74-83	L	28-63	.444	6-18	.333	21-25	.840	16	19	35	32.5	21	9	12	7	15	83	62.2
at Nebraska	01/17/2022	78-71	W	24-51	.471	6-17	.353	17-21	.810	7	17	24	32.0	20	11	13	0	8	71	62.7
Purdue	01/20/2022	68-65	W	25-54	.463	8-23	.348	7-17	.412	8	31	39	32.4	18	12	12	2	0	65	62.8
Michigan	01/23/2022	62-80	L	29-51	.569	11-17	.647	11-14	.786	6	30	36	32.6	16	18	14	3	4	80	63.7
Penn St.	01/26/2022	74-57	W	20-60	.333	9-26	.346	8-9	.889	17	19	36	32.8	16	10	14	0	5	57	63.4
at Maryland	01/29/2022	68-55	W	16-56	.286	6-27	.222	17-18	.944	9	30	39	33.0	16	11	13	0	4	55	63.0
Illinois	02/05/2022	57-74	L	23-48	.479	10-23	.435	18-26	.692	4	26	30	32.9	17	13	10	5	5	74	63.5
at Northwestern	02/08/2022	51-59	L	22-69	.319	5-27	.185	10-13	.769	16	31	47	33.5	16	7	6	2	4	59	63.3
at Michigan St.	02/12/2022	61-76	L	22-51	.431	7-20	.350	25-28	.893	8	31	39	33.8	24	12	15	2	5	76	63.8
Total		1532		525-1397	.376	170-551	.309	312-407	.767	225	585	810	33.8	435	243	291	60	173	1532	63.8
Indiana		1717		623-1356	.459	149-440	.339	322-475	.678	224	674	898	37.4	407	354	302	130	139	1717	71.5



TEAM HIGHS/LOWS

Indiana - Game Highs

POINTS	110	at Syracuse (11/30/2021)
	90	Marshall (11/27/2021)
	85	Northern Ill. (11/12/2021)
	81	Merrimack (12/12/2021)
	79	Northern Ky. (12/22/2021)
FIELD GOALS MADE	38	at Syracuse (11/30/2021)
	34	Marshall (11/27/2021)
FIELD GOAL ATTEMPTS	69	at Syracuse (11/30/2021)
	62	at Wisconsin (12/08/2021)
	62	Eastern Mich. (11/09/2021)
FIELD GOAL PERCENTAGE	.582 (32-55)	Northern Ky. (12/22/2021)
	.576 (34-59)	Marshall (11/27/2021)
3 PT FG MADE	11	at Syracuse (11/30/2021)
	10	Penn St. (01/26/2022)
	10	Louisiana (11/21/2021)
3 PT FG ATTEMPTS	27	at Syracuse (11/30/2021)
	24	Minnesota (01/09/2022)
	24	Eastern Mich. (11/09/2021)
3 PT FG PERCENTAGE	.769 (10-13)	Penn St. (01/26/2022)
	.533 (8-15)	Marshall (11/27/2021)
FREE THROWS MADE	23	at Syracuse (11/30/2021)
	23	Northern Ill. (11/12/2021)
FREE THROW ATTEMPTS	32	Merrimack (12/12/2021)
	31	at Syracuse (11/30/2021)
FREE THROW PERCENTAGE	.833 (15-18)	Ohio St. (01/06/2022)
	.824 (14-17)	Nebraska (12/04/2021)
REBOUNDS	54	Merrimack (12/12/2021)
	47	Louisiana (11/21/2021)
ASSISTS	26	at Syracuse (11/30/2021)
	22	Louisiana (11/21/2021)
STEALS	10	Marshall (11/27/2021)
	9	Purdue (01/20/2022)
	9	St. John's (NY) (11/17/2021)
BLOCKED SHOTS	10	Penn St. (01/26/2022)
	9	Northern Ill. (11/12/2021)
TURNOVERS	26	at Syracuse (11/30/2021)
	26	Louisiana (11/21/2021)
FOULS	25	Louisiana (11/21/2021)
	24	at Syracuse (11/30/2021)

Opponent - Game Highs

POINTS	112	at Syracuse (11/30/2021)
	83	at Iowa (01/13/2022)
	80	Michigan (01/23/2022)
	79	Marshall (11/27/2021)
	76	at Michigan St. (02/12/2022)
FIELD GOALS MADE	36	at Syracuse (11/30/2021)
	32	Marshall (11/27/2021)
FIELD GOAL ATTEMPTS	73	at Syracuse (11/30/2021)
	73	Louisiana (11/21/2021)
FIELD GOAL PERCENTAGE	.569 (29-51)	Michigan (01/23/2022)
	.493 (36-73)	at Syracuse (11/30/2021)
3 PT FG MADE	13	at Syracuse (11/30/2021)
	11	Michigan (01/23/2022)
	11	at Penn St. (01/02/2022)
	11	Merrimack (12/12/2021)
3 PT FG ATTEMPTS	34	at Syracuse (11/30/2021)
	33	Northern Ky. (12/22/2021)
3 PT FG PERCENTAGE	.647 (11-17)	Michigan (01/23/2022)
	.500 (11-22)	at Penn St. (01/02/2022)
FREE THROWS MADE	27	at Syracuse (11/30/2021)
	25	at Michigan St. (02/12/2022)
FREE THROW ATTEMPTS	34	at Syracuse (11/30/2021)
	28	at Michigan St. (02/12/2022)
FREE THROW PERCENTAGE	.944 (17-18)	at Maryland (01/29/2022)
	.917 (11-12)	Ohio St. (01/06/2022)
REBOUNDS	47	at Northwestern (02/08/2022)
	42	Eastern Mich. (11/09/2021)
ASSISTS	18	Michigan (01/23/2022)
	17	St. John's (NY) (11/17/2021)
STEALS	18	at Syracuse (11/30/2021)
	15	at Iowa (01/13/2022)
BLOCKED SHOTS	7	at Iowa (01/13/2022)
	6	at Wisconsin (12/08/2021)
TURNOVERS	23	Northern Ill. (11/12/2021)
	15	at Michigan St. (02/12/2022)
	15	Ohio St. (01/06/2022)
	15	St. John's (NY) (11/17/2021)
FOULS	24	at Michigan St. (02/12/2022)
	24	at Syracuse (11/30/2021)

Indiana - Game Lows

POINTS	51	at Northwestern (02/08/2022)
	57	Illinois (02/05/2022)
	58	at Penn St. (01/02/2022)
	59	at Wisconsin (12/08/2021)
	61	at Michigan St. (02/12/2022)
FIELD GOALS MADE	20	at Michigan St. (02/12/2022)
	20	at Northwestern (02/08/2022)
	20	Illinois (02/05/2022)
FIELD GOAL ATTEMPTS	48	vs Notre Dame (N) (12/18/2021)
	50	at Nebraska (01/17/2022)
FIELD GOAL PERCENTAGE	.339 (20-59)	at Michigan St. (02/12/2022)
	.357 (20-56)	Illinois (02/05/2022)
3 PT FG MADE	2	Ohio St. (01/06/2022)
	3	Illinois (02/05/2022)
3 PT FG ATTEMPTS	13	Illinois (02/05/2022)
	13	Penn St. (01/26/2022)
	13	at Nebraska (01/17/2022)
	13	at Wisconsin (12/08/2021)
3 PT FG PERCENTAGE	.133 (2-15)	Ohio St. (01/06/2022)
	.167 (4-24)	Eastern Mich. (11/09/2021)
FREE THROWS MADE	6	at Wisconsin (12/08/2021)
	7	at Northwestern (02/08/2022)
FREE THROW ATTEMPTS	12	at Penn St. (01/02/2022)
	13	at Northwestern (02/08/2022)
	13	Michigan (01/23/2022)
	13	at Wisconsin (12/08/2021)
	13	Louisiana (11/21/2021)
FREE THROW PERCENTAGE	.462 (6-13)	at Wisconsin (12/08/2021)
	.526 (10-19)	St. John's (NY) (11/17/2021)
REBOUNDS	26	Michigan (01/23/2022)
	29	at Penn St. (01/02/2022)
ASSISTS	6	Purdue (01/20/2022)
	10	at Nebraska (01/17/2022)
	10	Nebraska (12/04/2021)
STEALS	2	at Wisconsin (12/08/2021)
	3	at Northwestern (02/08/2022)
	3	Minnesota (01/09/2022)
	3	Eastern Mich. (11/09/2021)
BLOCKED SHOTS	2	at Nebraska (01/17/2022)
	3	at Michigan St. (02/12/2022)
	3	Illinois (02/05/2022)
	3	at Penn St. (01/02/2022)
	3	at Syracuse (11/30/2021)
TURNOVERS	3	Purdue (01/20/2022)
	6	Minnesota (01/09/2022)
	6	at Penn St. (01/02/2022)
FOULS	11	Penn St. (01/26/2022)
	12	Merrimack (12/12/2021)

Opponent - Game Lows

POINTS	35	Jackson St. (11/23/2021)
	44	Louisiana (11/21/2021)
	49	Merrimack (12/12/2021)
	49	Northern Ill. (11/12/2021)
	51	Ohio St. (01/06/2022)
FIELD GOALS MADE	12	Jackson St. (11/23/2021)
	14	Louisiana (11/21/2021)
	14	Northern Ill. (11/12/2021)
FIELD GOAL ATTEMPTS	46	Northern Ill. (11/12/2021)
	48	Illinois (02/05/2022)
FIELD GOAL PERCENTAGE	.192 (14-73)	Louisiana (11/21/2021)
	.207 (12-58)	Jackson St. (11/23/2021)
3 PT FG MADE	2	Louisiana (11/21/2021)
	2	Northern Ill. (11/12/2021)
3 PT FG ATTEMPTS	11	Northern Ill. (11/12/2021)
	16	Marshall (11/27/2021)
3 PT FG PERCENTAGE	.100 (2-20)	Louisiana (11/21/2021)
	.158 (3-19)	Jackson St. (11/23/2021)
FREE THROWS MADE	4	Nebraska (12/04/2021)
	6	Merrimack (12/12/2021)
FREE THROW ATTEMPTS	5	Nebraska (12/04/2021)
	9	Penn St. (01/26/2022)
FREE THROW PERCENTAGE	.412 (7-17)	Purdue (01/20/2022)
	.583 (14-24)	Louisiana (11/21/2021)
REBOUNDS	16	Merrimack (12/12/2021)
	24	at Nebraska (01/17/2022)
	24	Northern Ky. (12/22/2021)
ASSISTS	3	Northern Ill. (11/12/2021)
	5	vs Notre Dame (N) (12/18/2021)
	5	Louisiana (11/21/2021)
STEALS	0	Purdue (01/20/2022)
	4	at Northwestern (02/08/2022)
	4	at Maryland (01/29/2022)
	4	Michigan (01/23/2022)
	4	at Wisconsin (12/08/2021)
BLOCKED SHOTS	0	at Maryland (01/29/2022)
	0	Penn St. (01/26/2022)
	0	at Nebraska (01/17/2022)
	0	vs Notre Dame (N) (12/18/2021)
TURNOVERS	4	at Wisconsin (12/08/2021)
	5	Minnesota (01/09/2022)
FOULS	13	Ohio St. (01/06/2022)
	14	at Penn St. (01/02/2022)
	14	Northern Ky. (12/22/2021)



INDIVIDUAL HIGHS

Indiana - Individual Game Highs			Opponent - Individual Game Highs		
POINTS	43	Trayce Jackson-Davis vs Marshall (11/27/2021)	POINTS	32	Julian Champagnie vs St. John's (NY) (11/17/2021)
	31	Trayce Jackson-Davis at Syracuse (11/30/2021)		29	Kris Murray at Iowa (01/13/2022)
	28	Miller Kopp at Syracuse (11/30/2021)		27	Buddy Boeheim at Syracuse (11/30/2021)
	27	Trayce Jackson-Davis vs Ohio St. (01/06/2022)		26	Jimmy Boeheim at Syracuse (11/30/2021)
	23	Trayce Jackson-Davis at Nebraska (01/17/2022)		25	Hunter Dickinson vs Michigan (01/23/2022)
FIELD GOALS MADE	18	Trayce Jackson-Davis vs Marshall (11/27/2021)	FIELD GOALS MADE	12	Kris Murray at Iowa (01/13/2022)
	11	Trayce Jackson-Davis vs Ohio St. (01/06/2022)		12	Julian Champagnie vs St. John's (NY) (11/17/2021)
	11	Trayce Jackson-Davis at Syracuse (11/30/2021)	FIELD GOAL ATTEMPTS	23	Buddy Boeheim at Syracuse (11/30/2021)
FIELD GOAL ATTEMPTS	24	Trayce Jackson-Davis vs Marshall (11/27/2021)		22	Julian Champagnie vs St. John's (NY) (11/17/2021)
	18	Trayce Jackson-Davis at Penn St. (01/02/2022)	FIELD GOAL PERCENTAGE (min 5 made)	1.000	Jesse Edwards at Syracuse (11/30/2021)
FIELD GOAL PERCENTAGE (min 5 made)	1.000	Race Thompson vs Merrimack (12/12/2021)		.833	Mason Gillis vs Purdue (01/20/2022)
	.857	Parker Stewart vs Louisiana (11/21/2021)		.833	Zach Edey vs Purdue (01/20/2022)
3 PT FG MADE	6	Parker Stewart at Syracuse (11/30/2021)	3 PT FG MADE	6	Julian Champagnie vs St. John's (NY) (11/17/2021)
	4	Rob Phinisee vs Purdue (01/20/2022)		5	Caleb Houston vs Michigan (01/23/2022)
	4	Rob Phinisee vs Minnesota (01/09/2022)		5	Joseph Girard III at Syracuse (11/30/2021)
	4	Miller Kopp at Syracuse (11/30/2021)	3 PT FG ATTEMPTS	12	Julian Champagnie vs St. John's (NY) (11/17/2021)
	4	Parker Stewart vs Louisiana (11/21/2021)		11	Buddy Boeheim at Syracuse (11/30/2021)
3 PT FG ATTEMPTS	12	Parker Stewart at Syracuse (11/30/2021)		11	Joseph Girard III at Syracuse (11/30/2021)
	9	Rob Phinisee vs Minnesota (01/09/2022)	3 PT FG PERCENTAGE (min 2 made)	1.000	Terrance Williams II vs Michigan (01/23/2022)
	9	Xavier Johnson vs Notre Dame (N) (12/18/2021)		.800	Myles Dread at Penn St. (01/02/2022)
	9	Miller Kopp at Syracuse (11/30/2021)	FREE THROWS MADE	9	Keshawn Williams vs Northern Ill. (11/12/2021)
3 PT FG PERCENTAGE (min 2 made)	1.000	Xavier Johnson vs Penn St. (01/26/2022)		8	Malik Hall at Michigan St. (02/12/2022)
	1.000	Race Thompson at Maryland (01/29/2022)	FREE THROW ATTEMPTS	11	Keshawn Williams vs Northern Ill. (11/12/2021)
	1.000	Race Thompson vs Penn St. (01/26/2022)		10	Taeavion Kinsey vs Marshall (11/27/2021)
	1.000	Tamar Bates vs Penn St. (01/26/2022)	FREE THROW PERCENTAGE (min 3 made)	1.000	Malik Hall at Michigan St. (02/12/2022)
	1.000	Miller Kopp vs Merrimack (12/12/2021)		1.000	Max Christie at Michigan St. (02/12/2022)
	1.000	Tamar Bates vs Marshall (11/27/2021)		1.000	E.J. Stephens vs Minnesota (01/09/2022)
FREE THROWS MADE	9	Trayce Jackson-Davis at Syracuse (11/30/2021)		1.000	Jayveous McKinis vs Jackson St. (11/23/2021)
	7	Trayce Jackson-Davis at Michigan St. (02/12/2022)		1.000	Bryce McBride vs Eastern Mich. (11/09/2021)
	7	Trayce Jackson-Davis vs Marshall (11/27/2021)		1.000	Fatts Russell at Maryland (01/29/2022)
	7	Trayce Jackson-Davis vs Northern Ill. (11/12/2021)		1.000	John Harrar vs Penn St. (01/26/2022)
FREE THROW ATTEMPTS	14	Trayce Jackson-Davis at Syracuse (11/30/2021)		1.000	Trent Frazier vs Illinois (02/05/2022)
	11	Trayce Jackson-Davis vs Northern Ill. (11/12/2021)		1.000	Donta Scott at Maryland (01/29/2022)
FREE THROW PERCENTAGE (min 3 made)	1.000	Trayce Jackson-Davis vs Merrimack (12/12/2021)		1.000	Qudus Wahab at Maryland (01/29/2022)
	1.000	Xavier Johnson vs Nebraska (12/04/2021)		1.000	Trey McGowens at Nebraska (01/17/2022)
	1.000	Race Thompson vs Ohio St. (01/06/2022)		1.000	Alonzo Verge Jr. at Nebraska (01/17/2022)
	1.000	Tamar Bates at Michigan St. (02/12/2022)		1.000	Ahron Ullis at Iowa (01/13/2022)
	1.000	Tamar Bates vs Illinois (02/05/2022)		1.000	E.J. Liddell vs Ohio St. (01/06/2022)
	1.000	Race Thompson vs Penn St. (01/26/2022)		1.000	Jaheam Cornwall at Penn St. (01/02/2022)
	1.000	Xavier Johnson at Nebraska (01/17/2022)		1.000	Trevon Faulkner vs Northern Ky. (12/22/2021)
	1.000	Michael Durr vs Northern Ky. (12/22/2021)		1.000	Chuckey Hepburn at Wisconsin (12/08/2021)
	1.000	Xavier Johnson vs Marshall (11/27/2021)		1.000	Buddy Boeheim at Syracuse (11/30/2021)
	1.000	Miller Kopp vs Jackson St. (11/23/2021)		1.000	Frank Anselem at Syracuse (11/30/2021)
	1.000	Xavier Johnson vs Northern Ill. (11/12/2021)		1.000	Posh Alexander vs St. John's (NY) (11/17/2021)
	1.000	Trayce Jackson-Davis vs Louisiana (11/21/2021)	REBOUNDS	12	John Harrar at Penn St. (01/02/2022)
	1.000	Race Thompson vs St. John's (NY) (11/17/2021)		12	Tyler Wahl at Wisconsin (12/08/2021)
REBOUNDS	16	Trayce Jackson-Davis at Syracuse (11/30/2021)	ASSISTS	8	A.J. Hoggard at Michigan St. (02/12/2022)
	14	Race Thompson at Michigan St. (02/12/2022)		8	Buddy Boeheim at Syracuse (11/30/2021)
	14	Trayce Jackson-Davis vs Eastern Mich. (11/09/2021)	STEALS	5	Buddy Boeheim at Syracuse (11/30/2021)
ASSISTS	9	Xavier Johnson at Maryland (01/29/2022)		5	Jesse Edwards at Syracuse (11/30/2021)
	9	Xavier Johnson at Syracuse (11/30/2021)			
STEALS	5	Xavier Johnson vs Marshall (11/27/2021)			
	4	Rob Phinisee vs Purdue (01/20/2022)			
	4	Race Thompson vs St. John's (NY) (11/17/2021)			



SPECIALITY STATS

Game	Paint	2nd	Off To	FB	Bench
E. Michigan	32/16	7/4	13/5	9/5	19/22
N. Illinois	36/18	11/12	26/8	17/11	37/11
St. John's	36/28	6/10	19/20	18/13	20/7
Louisiana	28/24	12/11	13/20	18/2	32/20
Jackson St.	28/8	5/2	13/4	18/3	20/25
Marshall	50/44	6/10	14/21	16/11	8/21
@ Syracuse	48/36	20/14	11/33	14/24	10/6
Nebraska	28/28	6/6	21/11	12/9	26/17
@ Wisconsin	30/22	16/11	7/15	14/6	12/17
Merrimack	34/8	21/2	17/7	6/3	34/8
vs. Notre Dame	24/28	8/6	16/14	4/6	8/10
N. Kentucky	48/12	6/12	10/2	13/3	31/17
@ Penn State	28/14	13/11	18/8	9/5	13/22
Ohio State	38/10	9/2	16/10	17/7	18/16
Minnesota	30/30	13/3	7/8	7/3	21/7
@ Iowa	40/42	9/16	18/34	7/17	17/46
@ Nebraska	36/34	9/6	20/14	13/7	21/17
Purdue	30/28	5/10	15/5	19/0	35/4
Michigan	32/28	4/12	16/9	17/3	8/17
Penn State	28/20	10/19	16/9	10/10	14/20
@ Maryland	36/20	4/10	15/6	11/14	19/3
Illinois	24/20	8/2	5/5	9/0	18/8
@ Northwestern	26/26	8/14	7/9	2/0	3/18
@ Michigan St.	24/22	11/12	16/13	5/12	20/44
Wisconsin					
@ Ohio State					
Maryland					
@ Minnesota					
Rutgers					
@ Purdue					

STARTING LINEUPS

Game	G	G	G/F	F	F/C
E. Michigan	Johnson	Stewart	Kopp	Thompson	Jackson-Davis
N. Illinois	Johnson	Stewart	Kopp	Thompson	Jackson-Davis
St. John's	Johnson	Stewart	Kopp	Thompson	Jackson-Davis
Louisiana	Johnson	Stewart	Kopp	Thompson	Jackson-Davis
Jackson St.	Johnson	Stewart	Kopp	Thompson	Jackson-Davis
Marshall	Johnson	Stewart	Kopp	Thompson	Jackson-Davis
@ Syracuse	Johnson	Stewart	Kopp	Thompson	Jackson-Davis
Nebraska	Johnson	Stewart	Kopp	Thompson	Jackson-Davis
@ Wisconsin	Johnson	Stewart	Kopp	Thompson	Jackson-Davis
Merrimack	Johnson	Stewart	Kopp	Thompson	Jackson-Davis
vs. Notre Dame	Johnson	Stewart	Kopp	Thompson	Jackson-Davis
N. Kentucky	Johnson	Leal	Kopp	Thompson	Jackson-Davis
@ Penn State	Johnson	Stewart	Kopp	Thompson	Jackson-Davis
Ohio State	Johnson	Stewart	Kopp	Thompson	Jackson-Davis
Minnesota	Johnson	Stewart	Kopp	Thompson	Jackson-Davis
@ Iowa	Johnson	Stewart	Kopp	Thompson	Jackson-Davis
@ Nebraska	Johnson	Stewart	Kopp	Thompson	Jackson-Davis
Purdue	Johnson	Stewart	Kopp	Thompson	Jackson-Davis
Michigan	Johnson	Stewart	Kopp	Thompson	Jackson-Davis
Penn State	Johnson	Stewart	Kopp	Thompson	Jackson-Davis
@ Maryland	Johnson	Stewart	Kopp	Thompson	Jackson-Davis
Illinois	Johnson	Stewart	Kopp	Thompson	Jackson-Davis
@ Northwestern	Galloway	Leal	Kopp	Thompson	Jackson-Davis
@ Michigan St.	Johnson	Galloway	Kopp	Thompson	Jackson-Davis
Wisconsin					
@ Ohio State					
Maryland					
@ Minnesota					
Rutgers					
@ Purdue					



THE LAST TIME...

TEAM

IU ranked in A.P. top 25: 25th, Jan. 14, 2019
 IU ranked in Coaches' top 25: 25th, Jan. 14, 2019
 Played A.P. No. 1 team: 11/29/17, Duke (L, 81-91)
 Defeated A.P. No. 1 team: 2/2/13, Michigan (W, 81-73)
 Defeated team ranked 2-10 by A.P.: 1/20/22, Purdue (4) W, 68-65
 Defeated team ranked in AP Top 25: 1/20/22, Purdue (4) W, 68-65
 Defeated A.P. top 25 on the road: 1/21/21, at Iowa (4) W, 81-69
 Defeated A.P. top 10 on the road: 1/21/21, at Iowa (4) W, 81-69
 Defeated A.P. Top 25 on neutral site: 12/16/17 vs. Notre Dame (18) W, 80-77 OT
 Crossroads Classic, Indianapolis, Indiana

INDIANA INDIVIDUALS

Had a triple-double: Juwan Morgan (10p, 10r, 10a)
 vs. Jacksonville, 12/22/2018 (2nd in school history)
Had a double-double: Race Thompson (13p, 14r)
 at Michigan State, 2/12/22
Had 30+ points and 10+ reb.: Trayce Jackson-Davis (31p, 16r)
 at Syracuse, 11/30/21
Five players in double figures: Xavier Johnson (14), Trayce Jackson-Davis (13), Rob
Phinisee (13), Parker Stewart (12), Race Thompson (10) vs. Minnesota, 1/9/22
 Six players in double figures: James Blackmon Jr. (33), Thomas Bryant (13)
 Kevin "Yogi" Ferrell (13), Robert Johnson (12), Troy Williams (11),
 Collin Hartman (10); vs. Alcorn State, 11/30/15
Scored 30-39 points: 31, Trayce Jackson-Davis at Syracuse, 11/30/21
Scored 40-49 points: 43, Trayce Jackson-Davis vs. Marshall, 11/27/21
Three players scored 20 or more points in the same game: at Syracuse, 11/30/21
 Trayce Jackson-Davis (31), Miller Kopp (28), Parker Stewart (20)
Scored 20 points in a half 21, (second) Trayce Jackson-Davis vs. Marshall, 11/27/21
Perfect from field (5 att) 5-5, Race Thompson vs. Ohio State, 1/6/22
 Perfect beyond 3-point line (5 att.): 5-5, Robert Johnson vs. IPFW, 12/9/15
 Perfect at FT line (10 att.): 10-10, Juwan Morgan vs. Arkansas State, 11/22/17
 Had 20+ Rebounds: 22, D.J. White at Michigan, 1/8/08
Had 15-19 Rebounds: 16, Trayce Jackson-Davis, at Syracuse, 11/30/21
 Had 10 or more assists: 10, Juwan Morgan vs. Jacksonville, 12/22/18
 Had 6 or more steals: 7, Race Thompson, vs. Michigan State, 2/20/21
Had 5 or more blocked shots: 5, Trayce Jackson-Davis at Iowa, 1/13/22

TEAM FIELD GOAL SHOOTING

Shot 50 percent or better: 510 (26-51), vs. Penn State, 1/26/22
 Shot 60 percent or better: 648 (35-54), Jacksonville, 12/22/18
 Shot 70 percent or better: 706 (36-51), vs. Mount St. Mary's, 12/19/12
Made 30-39 field goals: 32, vs. Northern Kentucky, 12/22/21
 Made 40-49 field goals: 41, vs. Penn State, 2/1/17
 Made 50 or more field goals: 52, vs. South Dakota, 11/27/76
 Attempted 70-79 field goals: 72, at Michigan State, 2/2/19
 Attempted 80-89 field goals: 83, vs. Buffalo, 12/10/99
 Attempted 90 or more field goals: 92, vs. Iowa, 1/11/75
 Shot 60+ percent in consecutive games: (.667) vs. Delaware State, 12/19/16
 (.600) vs. Austin Peay, 12/22/16

TEAM 3-POINT SHOOTING

Shot 50 percent or better: 533 (8-15) vs. Marshall, 11/27/21
 Shot 60 percent or better: 625 (10-16), vs. Rutgers, 1/24/21
Shot 70 percent or better: 769 (10-13) vs. Penn State, 1/26/22
 Shot 80 percent or better: 889 (8-9), vs. San Francisco, 12/20/98
Made 10 or more 3-point field goals: 10, vs. Penn State, 1/26/22
 Made 15 or more 3-point field goals: 15, vs. Austin Peay, 12/22/16
Attempted 20-29 3-point field goals: 24, vs. Minnesota, 1/9/22
 Attempted 30-39 3-point field goals: 33, vs. N Alabama, 12/13/20

TEAM FREE THROW SHOOTING

Shot 80 percent or better: 800 (12-15), vs. Penn State, 1/26/22
 Shot 90 percent or better: 900 (9-10), at Penn St., 1/29/20
 Shot 100 percent: 1,000 (16-16), at Maryland, 1/11/19
Made 20-29 free throws: 20, at Nebraska, 1/17/22
 Made 30-39 free throws: 37, vs. N. Alabama, 11/12/19
 Made 40 or more free throws: 45, vs. Chicago State, 11/8/13
 Attempted 10 or fewer free throws: (5-8), at Wisconsin, 1/7/21
Attempted 30-39 free throws: 32, vs. Merrimack, 12/12/21
 Attempted 40-49 free throws: 45, vs. N. Alabama, 11/12/19
 Attempted 50-59 free throws: 55, vs. Chicago State, 11/8/13
 Attempted 60 or more free throws: 60, vs. Michigan, 2/15/65

TEAM SCORING

Scored 90-99 points: 90, vs. Marshall, 11/27/21
 Scored 100-109 points: 100, vs. Troy 11/16/19
Scored 110 or more points: 110, at Syracuse, 11/30/21

TEAM REBOUNDING

Had 40-49 rebounds: 41, vs. Ohio State, 1/6/22
Had 50-59 rebounds: 54, vs. Merrimack, 12/12/21
 Had 60 or more rebounds: 62, vs. Chicago State, 11/8/13

TEAM ASSISTS

Had 20-29 assists: 20, vs. Northern Kentucky, 12/22/21
 Had 30 or more assists: 31, at Alaska Anchorage, 11/21/01

TEAM BLOCKED SHOTS

Had 10 or more blocked shots: 10, vs. Penn State, 1/26/22

TEAM STEALS

Had 10 or more steals: 10, vs. Marshall, 11/27/21
 Had 15 or more steals: 15, vs. Chattanooga, 11/13/11

TEAM TURNOVERS

Had less than 10 Turnovers: 8, at Northwestern, 2/8/22

MISCELLANEOUS

Two IU players had a double-double in the same game: 11/30/21 at Syracuse
 Trayce Jackson-Davis (31p, 16r) & Race Thompson (17p, 12r)

Three IU players had a double-double in the same game: 2/1/17 vs. Penn State
 Thomas Bryant (31p, 11r), Robert Johnson (27p, 11r) and Devonte Green (10p, 10r)

IU player had double digit assists in consecutive games: 1990-91 season
 Jamal Meeks (12/1/90 – 12 assists and 12/4/90 – 11 assists)

IU player led team in points, rebounds, assists in same game: Trayce Jackson-Davis
 2/8/20 vs. Purdue (16 points, 8 rebounds, 4 assists (t-1st))

IU player scored 30 points in consecutive games: November 27 and 30, 2021
 Trayce Jackson-Davis, (43 points vs. Marshall, 31 points vs. Syracuse)

IU player scored 30 points or more in 4 straight games: 1971 - George McGinnis, Twice

IU player had 20 points and 20 rebounds in a game: 1/8/08
 D.J. White: 21 points, 22 rebounds at Michigan

Three players with 10+ rebounds in same game: 2/1/17
 Thomas Bryant (11), Robert Johnson (11), Devonte Green (10) vs. Penn State

IU player made 10 consecutive 3-pointers: 12/23/05 - 1/3/06
 Robert Vaden (12 straight over 3 games)

IU played OT: 11/30/21. at Syracuse, L, 110-112 (20T)

IU played 2OT: 11/30/21. at Syracuse, L, 110-112 (20T)

IU played 3OT: 2/11/17 vs. Penn State, W, 110-102 (2nd-ever 3OT game)

IU shot 60 percent from the floor in a half: at Nebraska, 1/17/22
 (First Half - .615, 16-26)

IU shot 70 percent from the floor in a half: at Syracuse, 11/30/21
 (Second Half - .741, 20-27)

IU shot 80 percent from the floor in a half: 11/16/15 vs. Austin Peay
 (Second Half - .808, 21-26)

IU failed to make at least one 3-pointer: 2/25/10 vs. Wisconsin (0-for-5)

An opponent failed to make a free throw 12/29/07 vs. Chicago State (0-for-5)

IU had four players play at least 40 minutes in a single game: 2/1/17, vs. PSU
 Robert Johnson (50), Josh Newkirk (46), Devonte Green (45), Thomas Bryant (44)

IU had five players play at least 40 minutes in a single game: 1/15/05 at Purdue,
 (Bracey Wright (48), D.J. White (46), Marshall Strickland (46),
 Robert Vaden (45) and A.J. Ratliff (40))

Overcame a deficit with five minutes left to win: 2/10/21 at Northwestern
 trailed 50-43 (5:00) and won 79-76 (2ot)

Overcame a halftime deficit in two consecutive games to win:
 12/8/18 vs. Louisville (trailed 33-28 and won 68-67),
 12/15/18 vs. Butler (trailed 28-24 and won 59-58)

Overcame a halftime deficit in two consecutive road games to win:
 3/1/06 at Purdue (trailing 27-25 and won 70-59)
 3/4/06 at Michigan (trailing 38-34 and won 71-68)

Overcame a halftime deficit in three consecutive games to win:
 3/1/06 at Purdue (trailing 27-25 and won 70-59)
 3/4/06 at Michigan (trailing 30-27 and won 69-67)
 3/10/06 vs. Wisconsin (trailing 19-15 and won 61-56)



MIKE WOODSON

FIRST YEAR AT INDIANA • FIRST YEAR AS COLLEGE HEAD COACH

Record at Indiana: 16-8 Overall, First Year

• Indiana University Vice President and Director of Athletics Scott Dolson has named former Hoosier All-American and Indianapolis native Mike Woodson as the 30th head coach in the men's basketball program's history.

• Woodson returns to the Bloomington campus with vast experiences and knowledge after playing in the NBA for 11 seasons beginning in 1980 and serving as a coach in the league beginning in 1996 for seven NBA franchises, including nine years combined as a head coach with the Atlanta Hawks and New York Knicks. He was currently serving as an assistant coach with the Knicks.

• "This is a great day and a great fit for Indiana Basketball," said IU Vice President and Director of Intercollegiate Athletics Scott Dolson. "Throughout this process, I was looking for someone I could partner with to return Indiana Basketball to a level of success that Hoosier fans have come to know and expect, and Mike is that person."

• "During the last two weeks, I have spoken with numerous individuals at the college and NBA levels, and they were unanimous in their support of and respect for Mike. From his ability in terms of X's and O's to his skill at building relationships and developing players, his reputation is outstanding. As a coach, he's succeeded at the highest levels of the NBA, and he's mentored some of the game's all-time great players. On top of all of that, as one of our program's legendary players, Mike certainly gives us a bridge to our past. But more important than what he did as a former Hoosier player, he's someone who shares my vision for what Indiana Basketball is about, and I'm thrilled about what this day means for our program."

• Woodson was the 1980 Big Ten Player of the Year and NABC All-American as a senior in leading the Hoosiers to a conference title and a berth in the NCAA Tournament's Sweet Sixteen. Despite undergoing back surgery in December and missing seven weeks, he was honored as the Chicago Tribune's Silver Basketball Award Winner following the season.

• As head coach of the Knicks, Woodson guided his 2012-13 Atlantic Division Champions to their first appearance in the Eastern Conference semifinals since 2000 and finished his tenure as New York's coach with a record of 109-79 (.680). As an NBA head coach with Atlanta (2004-2010) and New York (2011-2014), Woodson saw his teams compile two 50-plus win seasons including a personal high of 54 victories during the 2012-13 season with the Knicks. Woodson joined the Knicks staff following six seasons as head coach of the Hawks, where he guided the Hawks to the NBA Playoffs in each of his last three seasons (including 2007-08, ending Atlanta's eight-year Playoff drought), and into the Eastern Conference Semifinals in his last two seasons. In the Playoffs, he piloted the Hawks to back-to-back Game 7 wins in the first round over Miami in 2009 and Milwaukee in 2010.

• Before joining the Hawks, Woodson served for one season (2003-04) as an assistant coach with the Detroit Pistons, where he earned an NBA Championship ring as one of the chief architects behind Detroit's suffocating defense that helped lift the Pistons to the 2004 NBA title. Prior to his six years at the helm of the Hawks, Woodson logged eight seasons as an assistant coach with Milwaukee (1996-97 through 1998-99), Cleveland (1999-2000 through 2000-01), Philadelphia (2001-02 through 2002-03) and Detroit (2003-04).

• Among the All-Stars he's mentored are Ray Allen (Milwaukee Bucks), Kenny Anderson (Atlanta Hawks), Carmelo Anthony (New York Knicks), Chauncey Billups (Detroit Pistons), Sam Cassell (Milwaukee Bucks), Derrick Coleman (Philadelphia 76ers), Baron Davis (New York Knicks), Blake Griffin (Los Angeles Clippers), Richard Hamilton (Detroit Pistons), Al Horford (Atlanta Hawks), Allen Iverson (Philadelphia 76ers), Joe Johnson (Atlanta Hawks), DeAndre Jordan (Los Angeles Clippers), Shawn Kemp (Cleveland Cavaliers), Jason Kidd (New York Knicks), Kenyon Martin (New York Knicks), Dikembe Mutombo (Philadelphia 76ers), Chris Paul (Los Angeles Clippers), Paul Pierce (Los Angeles Clippers), Julius Randle (New York Knicks), Glenn Robinson (Milwaukee Bucks), Derrick Rose (New York Knicks), Amar'e Stoudemire (New York Knicks), Antoine Walker (Atlanta Hawks), Ben Wallace (Detroit Pistons) and Rasheed Wallace (Detroit Pistons, New York Knicks).

• As an assistant, he has worked for greats such as Chris Ford (Bucks), George Karl (Bucks), Larry Brown (76ers and Pistons), Mike D'Antoni (Knicks), Doc Rivers (Clippers), and Tom Thibodeau (Knicks).

• The Knicks selected Woodson with the 12th pick of the 1980 NBA Draft and he enjoyed an 11-year NBA playing career, averaging 14.0 points over 786 games for the Knicks (1980-81), New Jersey (1981-82), Kansas City/Sacramento (1981-82 through 1985-86), the LA Clippers (1986-87 through 1987-88), Houston (1988-89 through 1990-91) and Cleveland (1990-91). He scored a career-high 18.2 ppg with Kansas City in 1982-83. He also averaged 12.2 points in 13 career Playoff games over five post-seasons. Woodson's NBA playing career began in 1980-81, when he averaged 4.7 points over 11.7 minutes in 81 contests with the Knicks.

• He had the honor of playing for some of the most decorated coaches in league history including Red Holzman (Knicks) Larry Brown (Nets) Cotton Fitzsimmons (Kings); Gene Shue (Clippers), Don Chaney (Clippers and Rockets).

• Woodson played 104 games for the Hoosiers after graduating in 1976 from Broad Ripple High School and is the fifth all-time leading scorer with 2,061 points and his 19.8 points per game average is tied (Calbert Cheaney) for the second highest by a Hoosier who played four seasons in college. He averaged 21.0 points during his junior season and helped lead Indiana to an NIT Championship. Woodson captained the USA's Pan American Games team to a gold medal during the summer prior to his senior year and was all set to have a perfect season with the Hoosiers who were ranked No. 1 in the preseason of the 1979-80 campaign. After five games, Woodson suffered a herniated disc in his back and had to undergo surgery. Upon losing Woodson, the Hoosiers went 7-5 in the Big Ten until he returned to spark Indiana back into action. IU finished the conference season with six straight victories and won the Big Ten title. Woodson was the MVP after playing in only six league games that season.

• The 63-year old was born on Mar. 24, 1958 in Indianapolis. At Broad Ripple High School in Indianapolis, he averaged 28.6 points as a senior, scored 1,154 points in his career, and earned All-State honors while being a member of the Indiana All-Stars. He was inducted into the IU Athletics Hall of Fame in 1992 and the Indiana Basketball Hall of Fame in 2010. Mike and his wife, Terri, have two daughters, Alexis and Mariah, who were volleyball players at Georgia Tech. Alexis also played one season at IU.



BIRTHDATE
March 24, 1958

BIRTHPLACE
Indianapolis, Ind.

WIFE
Terri

CHILDREN
Alexis, Mariah

HIGH SCHOOL
Broad Ripple

COLLEGE
Indiana (80)

DEGREE
B.A., Recreation

COACHING EXPERIENCE

MILWAUKEE BUCKS
1996-99: Assistant Coach

CLEVELAND CAVALIERS
1999-2001: Assistant Coach

PHILADELPHIA 76ERS
2001-03: Assistant Coach

DETROIT PISTONS
2003-04: Assistant Coach

ATLANTA HAWKS
2004-10: Head Coach

NEW YORK KNICKS
2011-12: Assistant Coach
2012-14: Head Coach

LOS ANGELES CLIPPERS
2014-18: Assistant Coach

NEW YORK KNICKS
2020-21: Assistant Coach

INDIANA
2021-Present: Head Coach



#0 • XAVIER JOHNSON
SENIOR/JUNIOR • GUARD • 6-3 • 200
WOODBIDGE, VA. • BISHOP O'CONNELL • PITTSBURGH



- Has scored 1,392 career points at IU and Pitt.
- 5th in Big Ten in assists (4.55)
- Started and had 14 points and 3 assists against EMU... made his second start and had 13 points, 3 assists and 2 steals against NIU... had 8 points, an assist and a steal against St. John's... scored a bucket and had 6 assists against Louisiana... led the Hoosiers with 14 points and added 7 boards and 3 assists against Jackson State... had a solid 20-point, 7-rebound, 7-assist and 5-steal night against Marshall... had 4 points and a season-high 9 boards at Syracuse... posted 8 points and 6 rebounds against Nebraska... made all 6 of his free throws...posted 10 points, 7 rebounds and 7 assists at Wisconsin... notched 9 points and 4 assists against Merrimack... had 11 points and 3 assists against Notre Dame... had 8 points, 5 boards and 5 assists against NKU... posted 9 points, 3 rebounds, 4 assists and 2 steals at Penn State... notched 2 points, 4 boards and 3 assists against Ohio State...finished with a team-high 14 points, 3 boards and 5 assists against Minnesota... had 7 points, 4 rebounds, 4 assists and 2 steals at Iowa... notched 9 points and 5 assists at Nebraska... helped carry the offense against Purdue with 18 points...also had 4 rebounds, 2 assists and a steal... had 14 points, 6 assists and 3 blocks against Michigan... finished with 19 points, 6 assists and 4 boards against Penn State... had 8 points, 3 rebounds and tied his season-high with 9 assists at Maryland... finished with 12 points, 5 boards and 5 assists against Illinois... did not play at Northwestern due to disciplinary reasons... had 7 points, 4 assists and a blocked shot at Michigan State.

SINGLE-GAME
CAREER HIGHS

- POINTS - 32**
vs. Virginia Tech, 2/3/21
- FG MADE - 11**
vs. Virginia Tech, 2/3/21
- 3FG MADE - 5**
at Northwestern, 12/9/20
- REBOUNDS - 8**
vs. NC State, 3/11/20
- ASSISTS - 11**
vs. Duke, 1/19/21
- BLOCKS - 1**
14x
- STEALS - 6**
vs. Virginia, 2/22/20
- MINUTES - 45**
at Wake Forest, 2/5/19

2021-22 GAME BY GAME STATS

Opponent	Date	GS	MIN	Total		3-Pointers		Free throws		Rebounds		PF	A	TO	BLK	STL	PTS	AVG			
				FG-FGA	PCT	3FG-3FGA	PCT	FT-FTA	PCT	OFF	DEF								TOT		
Eastern Mich.	11/09/2021	*	24:45	4-9	.444	1-3	.333	5-8	.625	1	1	2	2	0	3	3	0	14	14.0		
Northern Ill.	11/12/2021	*	18:44	4-5	.800	1-1	1.000	4-4	1.000	0	2	2	2	0	3	3	2	1	2	13	13.5
St. John's (NY)	11/17/2021	*	19:04	3-5	.600	1-2	.500	1-3	.333	0	2	2	2	0	4	1	3	0	1	8	11.3
Louisiana	11/21/2021	*	16:16	1-4	.250	0-0	.000	0-0	.000	1	2	3	2	3	2	6	3	0	0	2	9.3
Jackson St.	11/23/2021	*	25:23	5-6	.833	0-0	.000	4-6	.667	0	7	7	3	2	3	1	0	0	14	10.2	
Marshall	11/27/2021	*	29:43	7-12	.583	2-3	.667	4-4	1.000	0	7	7	3	3	7	2	0	5	20	11.8	
at Syracuse	11/30/2021	*	26:20	1-2	.500	0-0	.000	2-2	1.000	0	1	1	3	4	5	9	3	0	1	4	10.7
Nebraska	12/04/2021	*	15:32	1-5	.200	0-1	.000	6-6	1.000	1	5	6	3	8	3	0	1	0	1	8	10.4
at Wisconsin	12/08/2021	*	27:11	4-16	.250	0-1	.000	2-6	.333	1	6	7	4	1	4	7	3	0	0	10	10.3
Merrimack	12/12/2021	*	22:07	3-5	.600	1-2	.500	2-2	1.000	0	2	2	3	9	1	4	3	0	0	9	10.2
vs Notre Dame	12/18/2021	*	31:36	3-11	.273	2-9	.222	3-4	.750	0	2	2	3	7	3	3	4	0	0	11	10.3
Northern Ky.	12/22/2021	*	28:09	3-6	.500	0-0	.000	2-4	.500	1	4	5	3	8	1	5	1	0	2	8	10.1
at Penn St.	01/02/2022	*	27:09	3-9	.333	1-3	.333	2-4	.500	1	2	3	3	8	2	4	1	0	2	9	10.0
Ohio St.	01/06/2022	*	26:12	1-7	.143	0-1	.000	0-1	.000	0	4	4	3	8	1	3	1	0	1	2	9.4
Minnesota	01/09/2022	*	21:51	4-10	.400	2-6	.333	4-5	.800	1	2	3	3	7	4	5	1	1	0	14	9.7
at Iowa	01/13/2022	*	24:15	2-7	.286	0-2	.000	3-4	.750	0	4	4	3	8	4	4	4	0	2	7	9.6
at Nebraska	01/17/2022	*	24:45	2-5	.400	1-2	.500	4-4	1.000	0	0	0	3	5	4	5	5	0	0	9	9.5
Purdue	01/20/2022	*	31:58	7-17	.412	2-4	.500	2-2	1.000	1	3	4	3	6	0	2	0	0	1	18	10.0
Michigan	01/23/2022	*	35:08	5-11	.455	0-2	.000	4-7	.571	5	5	6	3	7	2	6	2	0	3	14	10.2
Penn St.	01/26/2022	*	31:38	7-12	.583	3-3	1.000	2-2	1.000	0	4	4	3	7	2	6	3	1	1	19	10.7
at Maryland	01/29/2022	*	29:42	1-8	.125	1-5	.200	5-6	.833	0	3	3	7	1	9	2	0	1	8	10.5	
Illinois	02/05/2022	*	31:42	4-11	.364	1-3	.333	3-4	.750	1	4	5	3	7	2	5	2	1	1	12	10.6
at Michigan St.	02/12/2022	*	20:28	3-7	.429	1-2	.500	0-0	.000	1	0	1	3	6	4	4	4	1	0	7	10.4
Totals			23	589:38	78-190	.411	20-55	.364	64-88	.727	11	72	83	3.6	60	104	54	5	24	240	10.4

CAREER STATS

SEASON	TEAM	GP-GS	MIN/AVG	FG-FGA	FG%	3FG-3FGA	3FG%	FT-FTA	FT%	OFF	DEF	TOT	AVG	PF-FO	A	TO	BLK	STL	PTS	AVG
2018-19	Pitt	33-33	1051/31.8	159-383	.415	37-105	.352	157-209	.751	38	90	128	3.9	89-1	149	132	4	43	512	15.5
2019-20	Pitt	33-32	1100/33.3	123-330	.373	31-94	.330	108-142	.761	22	99	121	3.7	92-6	163	111	7	58	385	11.7
2020-21	Pitt	18-16	517/28.7	80-188	.426	25-78	.321	70-89	.787	9	53	62	3.4	56-3	103	59	3	23	255	14.2
2021-22	IND	23-23	590/25.6	78-190	.411	20-55	.364	64-88	.727	11	72	83	3.6	60-1	104	54	5	24	240	10.4
TOTAL FOR IND		23-23	590/25.6	78-190	.411	20-55	.364	64-88	.727	11	72	83	3.6	60-1	104	54	5	24	240	10.4
TOTAL		107-104	3257/30.4	440-1091	.403	113-332	.340	399-528	.756	80	314	394	3.7	297-11	519	356	19	148	1392	13.0



#1 • ROB PHINISEE
SENIOR/JUNIOR • GUARD • 6-1 • 187
LAFAYETTE, IND. • MCCUTCHEON



• Led the team's effort of the bench with 7 points and 2 assists against EMU... had 5 points and a steal against NIU...had 2 assists versus St. John's... missed Marshall, Louisiana and Jackson State games with a leg injury... returned to the lineup at Syracuse and had 2 points, 3 boards and 3 assists...notched 5 points, 4 boards and 3 assists against Nebraska...had 2 points, 4 rebounds and 2 assists at Wisconsin... had 2 points, 3 boards, 4 assists and 2 blocks against Merrimack... hit 2 key triples and played lock-down defense finishing with 6 points, 5 boards, 5 assists and a steal against Notre Dame... had a season-high 10 points... finished with 9 points, 3 rebounds and 2 assists at Penn State... had 2 points and 4 rebounds against Ohio State... tied his career-high with 4 3-point field goals made against Minnesota... had 13 points4 assists, 2 steals and a block... scored 2 points and had 3 assists at Iowa... had a steal in 16 minutes at Nebraska... scored a career-high 20 points and hit game winning 3-pointer with 16 seconds left to give IU the win against Purdue... had 4 rebounds and 4 steals... had a basket and 2 assists against Michigan... had 3 rebounds, an assist and 2 steals against Penn State before leaving the game with a lower leg injury... out indefinitely.

SINGLE-GAME
CAREER HIGHS

- POINTS - 20
vs. Purdue, 1/20/22
- FG MADE - 8
vs. Purdue, 1/20/22
- 3FG MADE - 4
(3x) last vs. Purdue, 1/20/22
- REBOUNDS - 8
vs. St. Francis, 3/19/19
- ASSISTS - 8
(2x) last vs. UC Davis, 11/23/18
- BLOCKS - 3
vs. Penn State, 12/30/20
- STEALS - 5
(2x) last vs. Penn St., 2/23/20
- MINUTES - 48
at Wisconsin, 1/7/21

2021-22 GAME BY GAME STATS

Opponent	Date	GS	MIN	Total		3-Pointers		Free throws		Rebounds					PF	A	TO	BLK	STL	PTS	AVG
				FG-FGA	PCT	3FG-3FGA	PCT	FT-FTA	PCT	OFF	DEF	TOT	AVG								
Eastern Mich.	11/09/2021		25:49	3-11	.273	1-5	.200	0-0	.000	0	1	1	1.0	0	2	2	0	0	7	7.0	
Northern Ill.	11/12/2021		16:43	1-2	.500	1-2	.500	2-3	.667	0	1	1	1.0	3	1	2	0	1	5	6.0	
St. John's (NY)	11/17/2021		17:44	0-3	.000	0-2	.000	0-2	.000	0	1	1	1.0	1	2	2	0	1	0	4.0	
at Syracuse	11/30/2021		13:35	1-2	.500	0-1	.000	0-0	.000	0	3	3	1.5	5	3	1	0	0	2	3.5	
Nebraska	12/04/2021		24:28	2-7	.286	1-3	.333	0-0	.000	2	2	4	2.0	2	3	2	0	1	5	3.8	
at Wisconsin	12/08/2021		12:49	1-4	.250	0-2	.000	0-1	.000	1	3	4	2.3	1	2	1	0	0	2	3.5	
Merrimack	12/12/2021		15:43	0-3	.000	0-2	.000	2-4	.500	1	2	3	2.4	0	4	1	2	0	2	3.3	
vs Notre Dame	12/18/2021		24:56	2-8	.250	2-3	.667	0-0	.000	1	4	5	2.8	1	5	2	1	1	6	3.6	
Northern Ky.	12/22/2021		17:35	4-8	.500	2-3	.667	0-0	.000	0	3	3	2.8	0	0	2	0	1	10	4.3	
at Penn St.	01/02/2022		23:51	3-8	.375	1-3	.333	2-2	1.000	1	2	3	2.8	3	2	1	0	1	9	4.8	
Ohio St.	01/06/2022		21:34	1-6	.167	0-3	.000	0-0	.000	1	3	4	2.9	1	0	0	0	1	2	4.5	
Minnesota	01/09/2022		28:59	4-10	.400	4-9	.444	1-2	.500	0	3	3	2.9	1	4	0	1	2	13	5.3	
at Iowa	01/13/2022		18:31	1-5	.200	0-3	.000	0-1	.000	1	0	1	2.8	3	3	4	0	0	2	5.0	
at Nebraska	01/17/2022		16:28	0-3	.000	0-3	.000	0-0	.000	0	0	0	2.6	0	0	0	0	1	0	4.6	
Purdue	01/20/2022		25:59	8-13	.615	4-7	.571	0-1	.000	1	3	4	2.7	2	0	0	0	1	4	20	5.7
Michigan	01/23/2022		18:28	1-5	.200	0-3	.000	0-0	.000	0	1	1	2.6	3	2	0	0	0	2	5.4	
Penn St.	01/26/2022		07:13	0-3	.000	0-0	.000	0-0	.000	0	3	3	2.6	0	1	0	0	2	0	5.1	
Totals			0 330:25	32-101	.317	16-54	.296	7-16	.438	9	35	44	2.6	26	34	20	5	16	87	5.1	

CAREER STATS

				Field Goals		3-Point		F-Throws		Rebounds									Scoring	
SEASON	TEAM	GP-GS	MIN/AVG	FG-FGA	FG%	3FG-3FGA	3FG%	FT-FTA	FT%	OFF	DEF	TOT	AVG	PF-FO	A	TO	BLK	STL	PTS	AVG
2018-19	IND	32-29	875/27.3	78-216	.361	27-87	.310	35-53	.660	12	92	104	3.3	67-0	94	41	4	35	218	6.8
2019-20	IND	27-16	628/23.3	68-182	.374	23-69	.333	37-51	.725	6	61	67	2.5	60-1	93	52	6	27	196	7.3
2020-21	IND	27-24	736/27.2	69-199	.347	25-96	.260	30-47	.638	4	59	63	2.3	70-2	77	36	10	22	193	7.1
2021-22	IND	17-0	330/19.4	32-101	.317	16-54	.296	7-16	.438	9	35	44	2.6	26-1	34	20	5	16	87	5.1
TOTAL		103-69	2569/24.9	247-698	.354	91-306	.297	109-167	.653	31	247	278	2.7	223-4	298	149	25	100	694	6.7



#2 • MICHAEL DURR

SENIOR/JUNIOR • CENTER • 7-0 • 250

ATLANTA, GA. • VICTORY ROCK PREP • SOUTH FLORIDA

• Did not play against EMU due to a knee injury... saw his first action against NIU and posted 2 points and an assist in 10 minutes.... saw 3 minutes of action against St. John's and had a rebound... had a bucket, an assist and 2 blocks against Louisiana... finished with 2 points, 5 boards, 4 assists and a block and a steal against Jackson State... played 4 minutes against Marshall... chipped in 2 points and a board at Syracuse... Against Nebraska, came off the bench and had a bucket and 2 rebounds... had a season-high 4 points and added a rebound at Wisconsin... chipped in 5 points and 3 boards against Merrimack... played 2 minutes and had a board against Notre Dame... chipped in a season-high 6 points and made all 4 free throw attempts against NKU... had 2 boards in 5 minutes at Penn State... had 4 points and a board against Ohio State... had a basket in 5 minutes against Minnesota.... played 5 minutes at Iowa. had a rebound at Nebraska... played a season-high 24 minutes and had 4 points, 2 steals and 2 blocks against Purdue... had 4 points against Michigan... did not play against Penn State or Maryland... had 2 points, 2 boards and an assist against Illinois... did not play at Northwestern due to disciplinary reasons... had a rebound at Michigan State.



SINGLE-GAME CAREER HIGHS

POINTS - 18

at Wichita State, 3/6/21

FG MADE - 6

at Wichita State, 3/6/21

3FG MADE - 2

at Wichita State, 3/6/21

REBOUNDS - 14

vs. Wichita State, 12/22/20

ASSISTS - 4

vs. Jackson State, 11/23/21

BLOCKS - 4

(2x) last vs. Temple, 2/24/21

STEALS - 3

vs. Stetson, 12/8/20

MINUTES - 37

vs. Wichita State, 12/20/20

2021-22 GAME BY GAME STATS

Opponent	Date	GS	MIN	Total		3-Pointers		Free throws		Rebounds		PF	A	TO	BLK	STL	PTS	AVG			
				FG-FGA	PCT	3FG-3FGA	PCT	FT-FTA	PCT	OFF	DEF										
Northern Ill.	11/12/2021		09:59	1-4	.250	0-0	.000	0-0	.000	0	0	0	0	0	0	0	2	2.0			
St. John's (NY)	11/17/2021		03:20	0-0	.000	0-0	.000	0-0	.000	1	0	1	0.5	2	0	1	0	1.0			
Louisiana	11/21/2021		15:59	1-3	.333	0-1	.000	0-0	.000	0	0	0	0.3	1	1	1	2	0.13			
Jackson St.	11/23/2021		13:26	0-3	.000	0-0	.000	2-2	1.000	0	5	5	1.5	1	4	1	0	1.15			
Marshall	11/27/2021		03:26	0-0	.000	0-0	.000	0-0	.000	0	0	0	1.2	1	0	2	0	0.12			
at Syracuse	11/30/2021		05:28	0-0	.000	0-0	.000	2-2	1.000	0	1	1	1.2	0	0	0	0	0.13			
Nebraska	12/04/2021		03:20	1-1	1.000	0-0	.000	0-0	.000	1	1	2	1.3	0	0	0	0	2.14			
at Wisconsin	12/08/2021		09:21	2-3	.667	0-0	.000	0-0	.000	0	1	1	1.3	0	0	1	0	4.18			
Merrimack	12/12/2021		12:27	1-1	1.000	0-0	.000	3-6	.500	1	2	3	1.4	3	1	3	0	5.21			
vs Notre Dame	12/18/2021		01:56	0-0	.000	0-0	.000	0-0	.000	1	0	1	1.4	2	0	1	0	0.19			
Northern Ky.	12/22/2021		09:08	1-2	.500	0-0	.000	4-4	1.000	0	1	1	1.4	2	0	0	0	6.23			
at Penn St.	01/02/2022		05:07	0-0	.000	0-0	.000	0-0	.000	1	1	2	1.4	0	0	0	0	0.21			
Ohio St.	01/06/2022		05:47	1-1	1.000	0-0	.000	2-2	1.000	1	0	1	1.4	1	0	0	0	4.22			
Minnesota	01/09/2022		04:41	1-1	1.000	0-0	.000	0-0	.000	0	0	0	1.3	0	0	0	0	2.22			
at Iowa	01/13/2022		05:24	0-0	.000	0-0	.000	0-0	.000	0	0	0	1.2	1	0	1	0	0.21			
at Nebraska	01/17/2022		01:45	0-1	.000	0-0	.000	0-0	.000	1	0	1	1.2	2	0	1	0	0.19			
Purdue	01/20/2022		23:56	1-2	.500	0-0	.000	2-4	.500	0	0	0	1.1	3	0	2	4	2.41			
Michigan	01/23/2022		06:23	2-2	1.000	0-0	.000	0-0	.000	0	0	0	1.1	1	0	0	0	4.22			
Illinois	02/05/2022		12:11	0-1	.000	0-1	.000	2-4	.500	1	1	2	1.1	5	1	0	0	2.22			
at Michigan St.	02/12/2022		02:10	0-0	.000	0-0	.000	0-0	.000	0	1	1	1.1	0	0	0	0	0.21			
Totals			0	155:14	12-25	.480	0-2	.000	17-24	.708	8	14	22	1.1	27	8	14	5	2	41	2.1

CAREER STATS

SEASON	TEAM	GP-GS	MIN/AVG	FG-FGA	FG%	3FG-3FGA	3FG%	FT-FTA	FT%	OFF	DEF	TOT	AVG	PF-FO	A	TO	BLK	STL	PTS	AVG
2018-19	USF	38-37	810/21.3	78-153	.510	0-1	.000	59-110	.536	78	157	235	6.2	104-2	14	52	46	11	215	5.7
2019-20	USF	30-29	729/24.3	76-155	.490	0-3	.000	50-79	.633	70	112	182	6.1	71-2	10	42	23	11	202	6.7
2020-21	USF	19-19	501/26.4	57-139	.410	4-20	.200	49-62	.790	56	94	150	7.9	48-1	9	22	18	12	167	8.8
2021-22	IND	20-0	155/7.8	12-25	.480	0-2	.000	17-24	.708	8	14	22	1.1	27-1	8	14	5	2	41	2.1
TOTAL FOR IND		20-0	155/7.8	12-25	.480	0-2	.000	17-24	.708	8	14	22	1.1	27-1	8	14	5	2	41	2.1
TOTAL		107-85	2195/20.5	223-472	.472	4-26	.154	175-275	.636	212	377	589	5.5	250-6	41	130	92	36	625	5.8



#3 • ANTHONY LEAL

SOPHOMORE/FRESHMAN • GUARD • 6-5 • 210
BLOOMINGTON, IND. • BLOOMINGTON SOUTH

• Did not see action against EMU... got his first playing time against NIU and responded with 7 points, making all 3 shots, including a 3-pointer... did not play against St. John's... had 5 points against Louisiana... hit a triple and had a steal against Jackson State... did not play against Marshall or Syracuse... played 12 minutes and hit a three-pointer and had 2 assists, a rebound and a steal against Nebraska... saw 9 minutes of action at Wisconsin and had a blocked shot... played 17 minutes and scored 3 points and had 2 rebounds... played 16 minutes and had 3 assists and a steal against Notre Dame... garnered his first career start against NKU and finished with 2 points and had career-high's with 4 boards and 5 assists... played 5 minutes at Penn State... played a minute against Michigan... played 2 minutes against Penn State... played 4 minutes at Maryland... did not play against Illinois... started against Northwestern and played 34 minutes... had 5 points, 3 rebounds and 4 assists... played at Michigan State.



SINGLE-GAME CAREER HIGHS

POINTS - 9

at Wisconsin, 1/7/21

FG MADE - 3

(2x) last vs. N. Illinois, 11/12/21

3FG MADE - 3

at Wisconsin, 1/7/21

REBOUNDS - 4

(3x) last vs. N. Kentucky, 12/22/21

ASSISTS - 5

vs. N. Kentucky, 12/22/21

BLOCKS - 1

at Wisconsin, 1/7/21

STEALS - 3

vs. Iowa, 2/7/21

MINUTES - 35

at Wisconsin, 1/7/21

2021-22 GAME BY GAME STATS

Opponent	Date	GS	MIN	Total		3-Pointers		Free throws		Rebounds				PF	A	TO	BLK	STL	PTS	AVG
				FG-FGA	PCT	3FG-3FGA	PCT	FT-FTA	PCT	OFF	DEF	TOT	AVG							
Northern Ill.	11/12/2021		05:17	3-3	1.000	1-1	1.000	0-0	.000	1	0	1	1.0	1	0	0	0	0	7	7.0
Louisiana	11/21/2021		07:25	2-3	.667	1-2	.500	0-0	.000	0	1	1	1.0	2	0	2	0	0	5	6.0
Jackson St.	11/23/2021		11:56	1-2	.500	1-2	.500	0-0	.000	1	0	1	1.0	1	0	1	0	1	3	5.0
Nebraska	12/04/2021		12:23	1-1	1.000	1-1	1.000	0-0	.000	0	1	1	1.0	1	2	1	0	1	3	4.5
at Wisconsin	12/08/2021		08:40	0-0	.000	0-0	.000	0-0	.000	0	0	0	0.8	2	0	0	1	0	0	3.6
Merrimack	12/12/2021		16:56	1-4	.250	1-4	.250	0-0	.000	0	2	2	1.0	0	1	0	0	0	3	3.5
vs Notre Dame	12/18/2021		16:03	0-1	.000	0-1	.000	0-0	.000	0	0	0	0.9	2	3	1	0	1	0	3.0
Northern Ky.	12/22/2021 *		21:51	1-4	.250	0-3	.000	0-0	.000	0	4	4	1.3	1	5	1	0	1	2	2.9
at Penn St.	01/02/2022		04:49	0-1	.000	0-1	.000	0-0	.000	0	0	0	1.1	0	0	0	0	0	0	2.6
Michigan	01/23/2022		00:56	0-0	.000	0-0	.000	0-0	.000	0	0	0	1.0	0	0	0	0	0	0	2.3
Penn St.	01/26/2022		01:35	0-0	.000	0-0	.000	0-0	.000	0	0	0	0.9	0	0	0	0	0	0	2.1
at Maryland	01/29/2022		03:34	0-1	.000	0-1	.000	0-0	.000	0	0	0	0.8	0	0	0	0	0	0	1.9
at Northwestern	02/08/2022 *		33:46	1-5	.200	1-4	.250	2-2	1.000	0	3	3	1.0	3	4	1	0	0	5	2.2
at Michigan St.	02/12/2022		00:16	0-0	.000	0-0	.000	0-0	.000	0	0	0	0.9	0	0	0	0	0	0	2.0
Totals			2 145:27	10-25	.400	6-20	.300	2-2	1.000	2	11	13	0.9	13	15	7	1	4	28	2.0

CAREER STATS

SEASON	TEAM	GP-GS	MIN/AVG	FG-FGA	FG%	3FG-3FGA	3FG%	FT-FTA	FT%	OFF	DEF	TOT	AVG	PF-FO	A	TO	BLK	STL	PTS	AVG
2020-21	IND	20-0	234/11.7	10-32	.313	9-30	.300	3-5	.600	7	20	27	1.4	14-0	20	11	1	9	32	1.6
2021-22	IND	14-2	145/10.4	10-25	.400	6-20	.300	2-2	1.000	2	11	13	0.9	13-0	15	7	1	4	28	2.0
TOTAL		34-2	379/11.2	20-57	.351	15-50	.300	5-7	.714	9	31	40	1.2	27-0	35	18	2	13	60	1.8



#4 • KHRISTIAN LANDER
SOPHOMORE/FRESHMAN • GUARD • 6-2 • 185
EVANSVILLE, IND. • REITZ



• Did not see action against EMU... played 7 minutes against NIU and had 7 points and a steal... came up big off the bench with a layup and assist against St. John's in the second half... posted 9 points and set career-high's for rebounds (6), assists (6) and minutes played (24) against Louisiana... had 3 points and 2 assists against Jackson State... had a basket against Marshall... came off the bench with 4.7 seconds left in regulation and played the rest of the game... had 4 points, a rebound and an assist at Syracuse... did not play against Nebraska or Wisconsin... played 8 minutes against Merrimack... did not play against Notre Dame... saw 4 minutes of action against NKU... did not play at Penn State or against Ohio State... has missed last 6 games due to lower leg soreness... returned to action at Maryland and had 5 points and an assist... made both field goal attempts...played 8 minutes and had a basket and an assist against Illinois... did not play at Northwestern due to disciplinary reasons... played 1 minute at Michigan State.

SINGLE-GAME
CAREER HIGHS

- POINTS - 10
vs. North Alabama, 12/13/20
- FG MADE - 3
(3x) last vs. Louisiana, 11/21/21
- 3FG MADE - 2
(3x) last vs. Illinois, 2/2/21
- REBOUNDS - 6
vs. Louisiana, 11/21/21
- ASSISTS - 6
vs. Louisiana, 11/21/21
- BLOCKS - 3
vs. Stanford, 12/2/20
- STEALS - 2
vs. Louisiana, 11/21/21
- MINUTES - 24
vs. Louisiana, 11/21/21

2021-22 GAME BY GAME STATS

Opponent	Date	GS	MIN	Total		3-Pointers		Free throws		Rebounds				PF	A	TO	BLK	STL	PTS	AVG
				FG-FGA	PCT	3FG-3FGA	PCT	FT-FTA	PCT	OFF	DEF	TOT	AVG							
Northern Ill.	11/12/2021		06:49	2-5	.400	1-3	.333	2-2	1.000	0	0	0	0.0	1	0	1	0	1	7	7.0
St. John's (NY)	11/17/2021		06:06	1-2	.500	0-1	.000	0-0	.000	0	1	1	0.5	3	1	0	0	0	2	4.5
Louisiana	11/21/2021		23:53	3-6	.500	1-3	.333	2-2	1.000	0	6	6	2.3	1	6	4	0	2	9	6.0
Jackson St.	11/23/2021		16:53	1-4	.250	0-0	.000	1-2	.500	0	1	1	2.0	2	2	1	1	0	3	5.3
Marshall	11/27/2021		10:17	1-2	.500	0-1	.000	0-0	.000	0	0	0	1.6	1	0	3	0	0	2	4.6
at Syracuse	11/30/2021		10:05	1-1	1.000	1-1	1.000	1-2	.500	0	1	1	1.5	1	1	2	0	0	4	4.5
Merrimack	12/12/2021		07:34	0-0	.000	0-0	.000	0-0	.000	0	1	1	1.4	2	0	2	0	0	0	3.9
Northern Ky.	12/22/2021		04:11	0-0	.000	0-0	.000	0-0	.000	0	0	0	1.3	1	0	1	0	0	0	3.4
at Maryland	01/29/2022		10:18	2-2	1.000	1-1	1.000	0-0	.000	0	0	0	1.1	4	1	1	0	0	5	3.6
Illinois	02/05/2022		08:18	1-3	.333	0-0	.000	0-0	.000	0	0	0	1.0	1	1	2	0	0	2	3.4
at Michigan St.	02/12/2022		01:06	0-1	.000	0-1	.000	0-0	.000	0	0	0	0.9	0	0	0	0	0	0	3.1
Totals		0	105:30	12-26	.462	4-11	.364	6-8	.750	0	10	10	0.9	17	12	17	1	3	34	3.1

CAREER STATS

SEASON	TEAM	GP-GS	MIN/AVG	FG-FGA	FG%	3FG-3FGA	3FG%	FT-FTA	FT%	OFF	DEF	TOT	AVG	PF-FO	A	TO	BLK	STL	PTS	AVG
2020-21	IND	26-0	263/10.1	18-70	.257	12-44	.273	7-8	.875	0	21	21	0.8	31-1	30	26	4	9	55	2.1
2021-22	IND	11-0	105/9.6	12-26	.462	4-11	.364	6-8	.750	0	10	10	0.9	17-0	12	17	1	3	34	3.1
TOTAL		37-0	369/10.0	30-96	.313	16-55	.291	13-16	.813	0	31	31	0.8	48-1	42	43	5	12	89	2.4




#12 • MILLER KOPP

SENIOR/JUNIOR • FORWARD • 6-7 • 215

HOUSTON, TEXAS • HOUSTON CHRISTIAN • NORTHWESTERN

• Started and had 3 points, 3 boards an assist and steal against EMU... had 4 points, 2 boards and an assist in a start against NIU... against St.John's, he had 12 points and tied a career-high with 3 blocked shots... finished with 7 points and 7 rebounds against Louisiana... contributed 12 points and 5 boards versus Jackson State... added 5 points and 2 assists against Marshall... played a career-high 48 minutes and had a career-high 28 points on 9 of 16 shooting, including 4 of 9 from long distance... added 4 boards, 3 assists and 2 steals at Syracuse... had 3 boards and 3 assists against Nebraska... posted 7 points at Wisconsin... finished with 8 points and 2 rebounds against Merrimack... had 5 points, 2 rebounds and a steal against Notre Dame...added 3 points and 3 assists against NKU... had 5 points and a rebound, assist and steal at Penn State... had 4 points and 4 boards against Ohio State...hit a huge 3-pointer and added 4 boards and 2 assists against Minnesota... notched 8 points and 2 assists at Iowa...finished with 7 points, 2 rebounds and a steal at Nebraska... had 2 rebounds in 16 minutes against Purdue.... had 5 points and made both field goals against Michigan... finished with 5 points, an assist and steal against Penn State... hit 2 triples and had an assist, a steal and a block at Maryland... had 2 boards an assist and a steal against Illinois... posted 3 points, 2 assists and 6 rebounds at Northwestern... had 3 points and 2 rebounds at Michigan State.



SINGLE-GAME CAREER HIGHS

POINTS - 28

at Syracuse, 11/30/21

FG MADE - 9

(3x) last at Syracuse, 11/30/21

3FG MADE - 5

vs. Penn State, 3/7/20

REBOUNDS - 9

at Ohio State, 1/13/21

ASSISTS - 4

(5x) last at Penn State, 2/15/20

BLOCKS - 3

(2x) last vs. St. John's, 11/17/21

STEALS - 3

(3x) last vs. Indiana, 2/10/21

MINUTES - 48

at Syracuse, 11/30/21

2021-22 GAME BY GAME STATS

Opponent	Date	GS	MIN	Total		3-Pointers		Free throws		Rebounds		PF	A	TO	BLK	STL	PTS	AVG			
				FG-FGA	PCT	3FG-3FGA	PCT	FT-FTA	PCT	OFF	DEF								TOT	AVG	
Eastern Mich.	11/09/2021	*	18:04	1-5	.200	0-3	.000	1-1	1.000	0	3	3	0	0	1	0	1	3	3.0		
Northern Ill.	11/12/2021	*	19:09	1-4	.250	0-1	.000	2-2	1.000	1	1	2	2.5	2	1	0	0	4	3.5		
St. John's (NY)	11/17/2021	*	22:45	4-10	.400	2-4	.500	2-2	1.000	1	1	2	2.3	0	0	1	3	0	12	6.3	
Louisiana	11/21/2021	*	30:25	2-3	.667	1-1	1.000	2-2	1.000	1	6	7	3.5	1	1	0	1	0	7	6.5	
Jackson St.	11/23/2021	*	24:34	3-11	.273	2-7	.286	4-4	1.000	0	5	5	3.8	1	1	0	0	1	12	7.6	
Marshall	11/27/2021	*	22:50	2-3	.667	1-1	1.000	0-0	.000	0	2	2	3.5	1	2	0	0	0	5	7.2	
at Syracuse	11/30/2021	*	48:05	9-16	.563	4-9	.444	6-7	.857	0	4	4	3.6	3	3	2	0	2	28	10.1	
Nebraska	12/04/2021	*	23:53	0-5	.000	0-2	.000	0-0	.000	1	2	3	3.5	1	3	4	0	0	0	8.9	
at Wisconsin	12/08/2021	*	28:37	3-6	.500	1-1	1.000	0-0	.000	0	1	1	3.2	2	0	1	0	0	7	8.7	
Merrimack	12/12/2021	*	20:39	3-4	.750	2-2	1.000	0-0	.000	0	2	2	3.1	0	1	0	0	0	8	8.6	
vs Notre Dame	12/18/2021	*	27:33	2-7	.286	1-3	.333	0-0	.000	0	2	2	3.0	1	0	0	0	1	5	8.3	
Northern Ky.	12/22/2021	*	25:10	1-5	.200	1-4	.250	0-0	.000	0	2	2	2.9	3	3	1	0	0	3	7.8	
at Penn St.	01/02/2022	*	27:47	2-5	.400	1-2	.500	0-0	.000	0	1	1	2.8	2	1	0	0	1	5	7.6	
Ohio St.	01/06/2022	*	21:25	2-6	.333	0-3	.000	0-0	.000	0	4	4	2.9	0	1	2	0	0	4	7.4	
Minnesota	01/09/2022	*	21:59	1-3	.333	1-2	.500	0-0	.000	2	2	4	2.9	1	2	0	0	0	3	7.1	
at Iowa	01/13/2022	*	23:31	2-5	.400	2-4	.500	2-2	1.000	0	1	1	2.8	2	2	1	0	0	8	7.1	
at Nebraska	01/17/2022	*	21:10	2-7	.286	1-5	.200	2-2	1.000	0	2	2	2.8	2	0	0	0	1	7	7.1	
Purdue	01/20/2022	*	15:43	0-2	.000	0-1	.000	0-0	.000	0	2	2	2.7	1	0	0	0	0	0	6.7	
Michigan	01/23/2022	*	18:32	2-2	1.000	1-1	1.000	0-0	.000	0	0	0	2.6	0	0	2	0	0	5	6.6	
Penn St.	01/26/2022	*	22:07	2-6	.333	1-2	.500	0-1	.000	0	0	0	2.5	0	1	1	0	1	5	6.6	
at Maryland	01/29/2022	*	19:09	2-6	.333	2-4	.500	0-0	.000	0	1	1	2.4	1	1	2	1	1	6	6.5	
Illinois	02/05/2022	*	16:05	0-0	.000	0-0	.000	0-0	.000	1	1	2	2.4	2	1	1	0	1	0	6.2	
at Northwestern	02/08/2022	*	33:54	1-7	.143	1-5	.200	0-0	.000	0	6	6	2.5	2	2	0	0	0	3	6.1	
at Michigan St.	02/12/2022	*	11:52	1-3	.333	1-3	.333	0-0	.000	0	2	2	2.5	3	0	2	0	0	3	6.0	
Totals			24	564:59	48-131	.366	26-70	.371	21-23	.913	7	53	60	2.5	31	27	20	5	10	143	6.0

CAREER STATS

SEASON	TEAM	GP-GS	MIN/AVG	FG-FGA	FG%	3FG-3FGA	3FG%	FT-FTA	FT%	OFF	DEF	TOT	AVG	PF-FO	A	TO	BLK	STL	PTS	AVG
2018-19	NU	32-19	525/16.4	60-162	.370	23-72	.319	14-20	.700	15	54	69	2.2	53-0	35	36	13	13	157	4.9
2019-20	NU	31-31	1001/32.3	140-340	.412	65-164	.396	60-67	.896	24	83	107	3.5	42-0	38	38	5	14	405	13.1
2020-21	NU	24-24	752/31.3	90-227	.396	34-103	.330	56-66	.848	12	62	74	3.1	34-1	27	35	3	24	270	11.3
2021-22	IND	24-24	565/23.5	48-131	.366	26-70	.371	21-23	.913	7	53	60	2.5	31-0	27	20	5	10	143	6.0
TOTAL FOR IND		24-24	565/23.5	48-131	.366	26-70	.371	21-23	.913	7	53	60	2.5	31-0	27	20	5	10	143	6.0
TOTAL		111-98	2843/25.6	338-860	.393	148-409	.362	151-176	.858	58	252	310	2.8	160-1	127	129	26	61	975	8.8



#22 • JORDAN GERONIMO
SOPHOMORE/FRESHMAN • FORWARD • 6-6 • 220
NEWARK, N.J. • ST. PAUL'S (NH)



• Off the bench, he had 4 points and 4 boards against EMU... notched 6 points, 2 assists and 2 boards against NIU... had 7 points, 5 boards, a steal and defended game-winning shot attempt against St. John's... had 3 points, 6 boards, 2 steals and 2 blocks against Louisiana... posted 6 points and a career-high 8 rebounds against Jackson State... played 7 minutes against Marshall... played 4 minutes at Syracuse and had a rebound and a steal...had 3 points and 2 boards against Nebraska... came off the bench and had 3 points, 5 boards and 2 blocked shots at Wisconsin... had a career-day against Merrimack and his first double-double with 13 points and 13 rebounds... added an assist, a block and a steal... had 2 points and 4 boards against Notre Dame...had 8 points, 4 rebounds and a block against NKU in 14 minutes... came off the bench and had 4 points and 3 rebounds in 9 minutes at Penn State... contributed 4 points, 2 boards and a steal and a block against Ohio State... had 3 boards against Minnesota and a monster tap out on a missed free throw which led to a key 3-pointer by Miller Kopp... had 3 points and a board at Iowa... posted his best B1G game in his career finishing with 10 points and 8 rebounds at Nebraska... made all 4 of his shots and both free throws... had a steal and a block... posted 3 points, a blocked shot and a rebound against Purdue... had a basket and 2 blocks against Michigan... had 2 points, 4 boards and 2 blocks against Penn State... finished with 6 points, 8 rebounds and 2 blocks at Maryland... posted 2 points, 2 rebounds and a steal against Illinois... played 17 minutes and had 3 points, 3 boards and 3 blocked shots at Northwestern... had 3 points and 3 rebounds at Michigan State.

SINGLE-GAME
CAREER HIGHS

POINTS - 13
vs. Merrimack, 12/21/21

FG MADE - 5
vs. Merrimack, 12/21/21

3FG MADE - 2
at Rutgers, 2/24/21

REBOUNDS - 13
vs. Merrimack, 12/21/21

ASSISTS - 2
vs. N. Illinois, 11/12/21

BLOCKS - 2
(3x) last at Maryland, 1/29/22

STEALS - 2
(2x) last vs. Louisiana, 11/21/21

MINUTES - 21
(2x) last at Nebraska, 1/17/22

DOUBLE-DOUBLES - 1
vs. Merrimack, 12/21/21
13p, 13r

2021-22 GAME BY GAME STATS																						
Opponent	Date	GS	MIN	Total	FG-FGA	PCT	3FG-3FGA	PCT	FT-FTA	PCT	Rebounds	PF	A	TO	BLK	STL	PTS	AVG				
Eastern Mich.	11/09/2021		14:50	2-5	.400		0-2	.000	0-0	.000	0	4	4	4	0	0	0	4	4.0			
Northern Ill.	11/12/2021		18:10	2-3	.667		1-2	.500	1-2	.500	1	1	2	3	0	2	1	0	6	5.0		
St. John's (NY)	11/17/2021		08:10	3-4	.750		1-1	1.000	0-0	.000	1	4	5	3	7	2	0	0	7	5.7		
Louisiana	11/21/2021		20:38	1-7	.143		0-2	.000	1-3	.333	4	2	6	4	3	4	1	5	2	3	5.0	
Jackson St.	11/23/2021		17:30	2-4	.500		0-1	.000	2-8	.250	3	5	8	5	0	2	0	0	6	5.2		
Marshall	11/27/2021		07:09	0-0	.000		0-0	.000	0-0	.000	0	0	0	4	2	0	2	0	0	4.3		
at Syracuse	11/30/2021		03:57	0-1	.000		0-0	.000	0-0	.000	0	1	1	3	7	0	0	2	1	0	3.7	
Nebraska	12/04/2021		05:32	1-2	.500		0-0	.000	1-2	.500	1	1	2	3	5	1	0	1	0	3	3.6	
at Wisconsin	12/08/2021		10:02	0-2	.000		0-1	.000	3-4	.750	2	3	5	3	7	1	1	1	2	0	3	3.6
Merrimack	12/12/2021		20:27	5-8	.625		0-0	.000	3-5	.600	5	8	13	4	6	1	1	3	1	13	4.5	
vs Notre Dame	12/18/2021		03:56	1-1	1.000		0-0	.000	0-0	.000	2	2	4	4	5	0	0	0	0	2	4.3	
Northern Ky.	12/22/2021		13:47	3-5	.600		1-1	1.000	1-2	.500	1	3	4	4	5	1	0	3	1	0	8	4.6
at Penn St.	01/02/2022		09:18	2-3	.667		0-1	.000	0-0	.000	0	3	3	4	4	0	0	0	0	4	4.5	
Ohio St.	01/06/2022		09:37	1-2	.500		1-2	.500	1-2	.500	1	1	2	4	2	2	0	0	1	1	4	4.5
Minnesota	01/09/2022		09:23	0-0	.000		0-0	.000	0-0	.000	0	3	3	4	1	0	0	0	0	0	4.2	
at Iowa	01/13/2022		04:42	1-1	1.000		1-1	1.000	0-0	.000	0	1	1	3	9	0	0	2	0	0	3	4.1
at Nebraska	01/17/2022		21:18	4-4	1.000		0-0	.000	2-2	1.000	3	5	8	4	2	3	1	1	1	1	10	4.5
Purdue	01/20/2022		12:54	1-2	.500		0-1	.000	1-3	.333	0	1	1	4	0	0	0	1	0	3	4.4	
Michigan	01/23/2022		11:32	1-3	.333		0-0	.000	0-0	.000	1	0	1	3	8	0	0	1	2	0	2	4.3
Penn St.	01/26/2022		19:42	1-3	.333		0-0	.000	0-0	.000	2	2	4	3	9	2	0	0	2	0	2	4.2
at Maryland	01/29/2022		17:38	3-7	.429		0-1	.000	0-0	.000	3	5	8	4	0	3	0	1	2	1	6	4.2
Illinois	02/05/2022		14:55	1-2	.500		0-1	.000	0-0	.000	0	2	2	4	0	0	1	0	1	0	2	4.1
at Northwestern	02/08/2022		17:15	1-5	.200		1-2	.500	0-0	.000	0	3	3	3	9	4	0	1	3	0	3	4.1
at Michigan St.	02/12/2022		09:32	1-2	.500		0-1	.000	1-1	1.000	1	2	3	3	9	3	0	3	0	0	3	4.0
Totals		0	301:54	37-76	.487		6-20	.300	17-34	.500	31	62	93	3.9	34	6	28	18	9	97	4.0	

CAREER STATS

SEASON	TEAM	GP-GS	MIN/AVG	FG-FGA	FG%	3FG-3FGA	3FG%	FT-FTA	FT%	OFF	DEF	TOT	AVG	PF-FO	A	TO	BLK	STL	PTS	AVG
2020-21	IND	21-0	168/8.0	19-37	.514	4-10	.400	5-18	.278	12	25	37	1.8	22-0	5	10	2	6	47	2.2
2021-22	IND	24-0	302/12.6	37-76	.487	6-20	.300	17-34	.500	31	62	93	3.9	34-0	6	28	18	9	97	4.0
TOTAL		45-0	470/10.4	56-113	.496	10-30	.333	22-52	.423	43	87	130	2.9	56-0	11	38	20	15	144	3.2



#23 • TRAYCE JACKSON-DAVIS
JUNIOR/SOPHOMORE • FORWARD • 6-9 • 245
GREENWOOD, IND. • CENTER GROVE



- Preseason All-Big Ten... Third Team Midseason All-American by The Sporting News Wooden Award (Late season), Naismith Defensive Player of the Year (Late season) Karl Malone Award (Final 10), Naismith Player of the Year (Midseason)
- B1G Player of the Week (11/15)
- Dick Vitale National Player of the Week (11/29)
- 25th on IU all-time scoring list with 1,370 points
- 7th in Big Ten in Scoring (17.5), 3rd in rebounds (8.3), 4th in FG pct. (.569)
- 1st in Big Ten in blocks (2.54)

• Had his 23rd career double-double with 21 points and 14 rebounds... added 3 blocks against EMU... versus NIU, he finished with 19 points, 7 boards and 7 blocks, which is tied for the 4th best single-game effort in IU history... led IU with 18 points and 10 boards, his 24th career double-double, versus the Red Storm... added 2 blocks... eclipsed the 1,000-point mark in that game... scored 11 points and had 7 boards and 2 blocks against Louisiana... had 11 points and 4 blocks against Jackson State... established a Simon Skjodt Assembly Hall record with 43 points against Marshall... hit a career-high 18 of 24 field goal attempts... 18 field goals is tied for most ever made by an IU player in the building... 9 were dunks... added 5 blocks, 4 assists and 2 steals... dominated at Syracuse with 31 points, 16 rebounds and 3 blocked shots... 25th career double-double... chipped in 14 points, 7 boards, 3 steals and 4 blocked shots against Nebraska... held to 9 points, 6 rebounds and a block at Wisconsin... had 16 points, 9 rebounds and 3 blocks against Merrimack... notched his 26th career double-double with 17 points and 12 boards against Notre Dame... added 2 blocks... had a team-high 21 points with 6 rebounds and 2 blocked shots against NKU... finished with 20 points, 5 rebounds, 3 assists and 2 blocks at Penn State... had 5th double-double of the season with 27 points, 12 boards and 5 blocked shots against Ohio State... had 28th career double-double with 13 points and 12 rebounds against Minnesota... posted his third straight double-double with 18 points and 11 rebounds... had 5 blocked shots... posted his 4th straight double-double for the first time in his career and with 23 points and 12 rebounds at Nebraska... it was his 30th career double-double... saddled with foul trouble against Purdue... had 4 points and a rebound... defended game-winning shot by Jaden Ivey... made 2 free throws with 5.1 seconds to extend the Hoosier lead... finished with 17 points, 8 boards, 2 steals and 2 blocks against Michigan... posted 15 points, 6 rebounds, 4 assists and 4 blocks against Penn State... chalked up 17 points, 9 rebounds and 3 assists at Maryland... limited by foul trouble in the first half and finished with 6 points and 6 rebounds against Illinois... finished with his 9th double-double of the season and 31st of career with 13 points and 11 rebounds adding 2 assists and steals and 3 blocked shots... had a team-high 17 points at Michigan State... had 5 boards, 2 assists and a block.

SINGLE-GAME CAREER HIGHS

- POINTS - 43
vs. Marshall, 11/27/21
- FG MADE - 18
vs. Marshall, 11/27/21
- 3FG MADE - N/A
- REBOUNDS - 17
(2x) last at Florida State, 12/9/20
- ASSISTS - 4
(5x) last vs. Marshall, 11/27/21
- BLOCKS - 7
vs. N. Illinois, 11/12/21
- STEALS - 3
(2x) last at Michigan St., 3/2/21
- MINUTES - 49
at Wisconsin, 1/7/21
- DOUBLE-DOUBLES - 13
last at Northwestern, 2/8/22

2021-22 GAME BY GAME STATS

Opponent	Date	GS	MIN	Total		3-Pointers		Free throws		Rebounds		PF	A	TO	BLK	STL	PTS	AVG			
				FG-FGA	PCT	3FG-3FGA	PCT	FT-FTA	PCT	OFF	DEF								TOT	AVG	
Eastern Mich.	11/09/2021	*	36:44	9-14	.643	0-0	.000	3-7	.429	2	12	14	10	0	3	0	21	21.0			
Northern Ill.	11/12/2021	*	26:03	6-9	.667	0-1	.000	7-11	.636	1	6	7	10.5	1	1	1	7	19	20.0		
St. John's (NY)	11/17/2021	*	36:32	7-12	.583	0-0	.000	4-7	.571	2	8	10	10.3	2	4	3	2	0	18	19.3	
Louisiana	11/21/2021	*	19:02	4-8	.500	0-0	.000	3-3	1.000	2	5	7	9.5	3	2	1	2	0	11	17.3	
Jackson St.	11/23/2021	*	24:27	5-7	.714	0-0	.000	1-2	.500	1	2	3	8	2	1	1	1	0	11	16.0	
Marshall	11/27/2021	*	36:34	18-24	.750	0-0	.000	9-9	.778	2	3	5	7.7	0	4	3	5	2	43	20.5	
at Syracuse	11/30/2021	*	44:32	11-16	.688	0-0	.000	9-14	.643	6	10	16	8	2	0	6	3	31	22.0		
Nebraska	12/04/2021	*	35:22	5-11	.455	0-0	.000	4-5	.800	0	7	7	8.6	1	0	4	3	14	21.0		
at Wisconsin	12/08/2021	*	30:39	4-10	.400	0-0	.000	1-2	.500	3	3	6	8.3	1	1	0	8	9	19.7		
Merrimack	12/12/2021	*	23:35	5-10	.500	0-0	.000	6-6	1.000	3	6	9	8.4	0	0	1	3	1	16	19.3	
vs Notre Dame	12/18/2021	*	38:04	6-12	.500	0-0	.000	5-8	.625	2	10	12	8.7	2	2	2	2	0	17	19.1	
Northern Ky.	12/22/2021	*	28:54	9-11	.818	0-0	.000	3-4	.750	2	4	6	8.5	1	4	0	2	1	21	19.3	
at Penn St.	01/02/2022	*	33:35	8-18	.444	0-1	.000	4-6	.667	0	5	5	8.2	1	3	1	3	0	20	19.3	
Ohio St.	01/06/2022	*	34:13	11-17	.647	0-0	.000	5-6	.833	5	7	12	8.5	1	2	4	5	0	27	19.9	
Minnesota	01/09/2022	*	34:28	6-11	.545	0-0	.000	1-2	.500	1	11	12	8.7	2	2	1	0	0	13	19.4	
at Iowa	01/13/2022	*	36:52	6-8	.750	0-0	.000	6-10	.600	6	5	11	8.9	1	2	2	5	1	18	19.3	
at Nebraska	01/17/2022	*	30:39	10-16	.625	0-0	.000	3-8	.375	3	9	12	9.1	4	0	1	0	1	23	19.5	
Purdue	01/20/2022	*	11:10	1-1	1.000	0-0	.000	2-4	.500	0	1	1	8.6	4	0	2	0	0	4	18.7	
Michigan	01/23/2022	*	32:41	6-13	.462	0-0	.000	5-6	.833	3	5	8	8.6	3	0	1	2	2	17	18.6	
Penn St.	01/26/2022	*	32:31	5-8	.625	0-0	.000	5-6	.833	2	4	6	8.5	2	4	0	4	1	15	18.4	
at Maryland	01/29/2022	*	33:43	7-12	.583	0-0	.000	3-4	.750	2	7	9	8.5	3	2	0	0	17	18.3		
Illinois	02/05/2022	*	23:12	3-9	.333	0-0	.000	0-0	.000	4	2	6	8.4	3	1	3	0	0	6	17.8	
at Northwestern	02/08/2022	*	38:58	4-13	.308	0-0	.000	5-9	.556	5	6	11	8.5	0	2	0	3	2	13	17.6	
at Michigan St.	02/12/2022	*	33:40	5-13	.385	0-1	.000	7-9	.778	3	2	5	8.3	1	2	2	1	0	17	17.5	
Totals			24	756:10	161-283	.569	0-3	.000	99-148	.669	60	140	200	8.3	40	43	41	61	16	421	17.5

CAREER STATS

SEASON	TEAM	GP-GS	MIN/AVG	FG-FGA	FG%	3FG-3FGA	3FG%	FT-FTA	FT%	OFF	DEF	TOT	AVG	PF-FO	A	TO	BLK	STL	PTS	AVG
2019-20	IND	32-32	939/29.3	159-281	.566	0-0	.000	115-168	.685	96	174	270	8.4	64-0	37	42	59	22	433	13.5
2020-21	IND	27-27	925/34.2	183-354	.517	0-0	.000	150-229	.655	87	156	243	9.0	58-0	39	59	38	20	516	19.1
2021-22	IND	24-24	756/31.5	161-283	.569	0-3	.000	99-148	.669	60	140	200	8.3	40-0	43	41	61	16	421	17.5
TOTAL		83-83	2620/31.6	503-918	.548	0-3	.000	364-545	.668	243	470	713	8.6	162-0	119	142	158	58	1370	16.5



#25 • RACE THOMPSON

SENIOR/REDSHIRT JUNIOR • FORWARD • 6-8 • 228

PLYMOUTH, MINN. • ARMSTRONG

• 9th in Big Ten in rebounding (7.8)

• Solid effort against EMU with 5 points, 10 rebounds, 3 rebounds and 2 blocked shots... 6th career double-digit rebound effort... posted his 4th career double-double with 12 points and 4 boards against NIU... it was his 7th career double-digit rebounding effort... had game-clinching basket with 25 seconds left and finished with 15 points, 5 boards, 2 assists and 4 steals against St. John's... posted 8 points and 8 rebounds in 19 minutes against Louisiana... notched 4 points, 5 boards and 2 assists against Jackson State... had 8 points and posted his 8th career double-digit rebounding effort with 10 against Marshall... added 2 steals and a block... had his 5th career double-double with 17 points, 12 rebounds and added 8 assists at Syracuse... had a second straight double-double and third straight double-digit rebound effort with 11 points and 11 rebounds against Nebraska... had 12 points, 9 rebounds and a steal at Wisconsin... had 14 points and 7 rebounds against Merrimack... made all 6 of his field goal attempts... had 11 points, 3 boards, 3 assists and 2 steals against Notre Dame... made all 4 of his field goal attempts...had 14 points, 4 rebounds and 2 blocked shots against NKU... another solid effort with 9 points and 10 rebounds at Penn State... posted 11 points, 7 rebounds and 2 assists against Ohio State... made all 5 of his free throws... had 10 points, 5 boards and 2 assists against Minnesota... finished with 13 points, 5 boards and 2 assists at Iowa... had 12 points, 7 rebounds and a block and steal at Nebraska... had 9 points and 9 rebounds against Purdue... contributed 9 points, 6 rebounds, 3 assists, 2 blocks and a steal against Michigan... scored a season-high 18 points against Penn State and made 2 three-pointers for the first time in his career... had 6 rebounds, a block and a steal... posted a double-double (4th of the season) with 18 points and 12 rebounds... also made both of his 3-point attempts at Maryland... led the Hoosiers with 13 points and 6 rebounds against Illinois... added 2 assists and 2 blocks... led team with 14 points, 6 rebounds, 2 assists and a steal at Northwestern... notched his 5th career double-double of the season with 13 points and 14 rebounds at Michigan State... also had 3 steals.



SINGLE-GAME CAREER HIGHS

POINTS - 22
vs. Providence, 11/30/20

FG MADE - 8
vs. Providence, 11/30/20

3FG MADE - 2
at Maryland, 1/29/22

REBOUNDS - 14
at Michigan State, 2/12/22

ASSISTS - 8
at Syracuse, 11/30/21

BLOCKS - 4
(3x) last vs. Iowa, 2/7/21

STEALS - 7
vs. Michigan State, 2/20/21

MINUTES - 45
at Syracuse, 11/30/21

DOUBLE-DOUBLES - 8
last at Michigan State, 2/12/22
13p, 14r

2021-22 GAME BY GAME STATS																					
Opponent	Date	GS	MIN	Total		3-Pointers		Free throws		Rebounds				PF	A	TO	BLK	STL	PTS	AVG	
				FG-FGA	PCT	3FG-3FGA	PCT	FT-FTA	PCT	OFF	DEF	TOT	AVG								
Eastern Mich.	11/09/2021	*	24:01	2-6	.333	0-4	.000	1-2	.500	1	9	10	10.0	4	3	0	2	1	5	5.0	
Northern Ill.	11/12/2021	*	15:42	3-5	.600	1-2	.500	5-6	.833	3	7	10	10.0	2	0	3	1	0	12	8.5	
St. John's (NY)	11/17/2021	*	31:58	6-9	.667	0-1	.000	3-3	1.000	1	4	5	8.3	0	2	3	0	4	15	10.7	
Louisiana	11/21/2021	*	19:22	3-4	.750	0-1	.000	2-3	.667	0	8	8	8.3	3	2	2	1	1	8	10.0	
Jackson St.	11/23/2021	*	22:30	2-5	.400	0-0	.000	0-0	.000	1	4	5	7.6	0	2	3	1	1	4	8.8	
Marshall	11/27/2021	*	31:04	2-8	.250	1-3	.333	3-6	.500	3	7	10	8.0	2	1	2	1	2	8	8.7	
at Syracuse	11/30/2021	*	44:33	8-14	.571	0-0	.000	1-1	1.000	5	7	12	8.6	3	8	7	0	1	17	9.9	
Nebraska	12/04/2021	*	30:06	5-9	.556	0-2	.000	1-2	.500	2	9	11	8.9	1	2	0	1	1	11	10.0	
at Wisconsin	12/08/2021	*	29:45	6-11	.545	0-1	.000	0-0	.000	4	5	9	8.9	3	1	0	0	0	12	10.0	
Merrimack	12/12/2021	*	19:33	6-6	1.000	0-0	.000	2-5	.400	3	4	7	8.7	0	0	1	0	1	14	10.6	
vs Notre Dame	12/18/2021	*	26:15	4-4	1.000	0-0	.000	3-6	.500	0	3	3	8.2	3	3	0	0	2	11	10.6	
Northern Ky.	12/22/2021	*	25:20	7-9	.778	0-1	.000	0-1	.000	1	3	4	7.8	3	1	0	2	1	14	9.9	
at Penn St.	01/02/2022	*	30:03	4-7	.571	1-3	.333	0-0	.000	6	4	10	8.0	0	1	0	1	1	9	10.8	
Ohio St.	01/06/2022	*	30:23	3-7	.429	0-1	.000	5-5	1.000	2	5	7	7.9	1	2	2	0	0	11	10.8	
Minnesota	01/09/2022	*	31:28	4-7	.571	0-1	.000	2-2	1.000	1	4	5	7.7	1	2	0	0	1	10	10.7	
at Iowa	01/13/2022	*	33:02	6-10	.600	0-2	.000	1-2	.500	3	2	5	7.6	2	2	5	0	0	13	9.9	
at Nebraska	01/17/2022	*	24:32	3-6	.500	0-0	.000	6-7	.857	2	5	7	7.5	3	0	0	1	1	12	9.9	
Purdue	01/20/2022	*	32:00	4-10	.400	0-3	.000	1-2	.500	1	8	9	7.6	2	0	0	0	0	9	10.8	
Michigan	01/23/2022	*	28:28	4-11	.364	1-4	.250	0-0	.000	1	5	6	7.5	3	3	1	2	1	9	10.7	
Penn St.	01/26/2022	*	23:41	6-10	.600	2-2	1.000	4-4	1.000	3	3	6	7.5	3	0	1	1	1	18	11.1	
at Maryland	01/29/2022	*	27:29	7-12	.583	2-2	1.000	2-4	.500	3	9	12	7.7	1	1	1	1	1	18	11.4	
Illinois	02/05/2022	*	29:42	5-13	.385	0-3	.000	3-4	.750	1	5	6	7.6	2	2	1	2	1	13	11.5	
at Northwestern	02/08/2022	*	35:34	7-13	.538	0-3	.000	0-2	.000	1	5	6	7.5	1	2	0	0	1	14	11.6	
at Michigan St.	02/12/2022	*	32:33	5-10	.500	1-1	1.000	2-4	.500	3	11	14	7.8	3	0	0	1	3	13	11.7	
Totals			24	679:04	112-206	.544	9-40	.225	47-71	.662	51	136	187	7.8	46	40	32	18	27	280	11.7

CAREER STATS

SEASON	TEAM	GP-GS	MIN/AVG	FG-FGA	FG%	3FG-3FGA	3FG%	FT-FTA	FT%	OFF	DEF	TOT	AVG	PF-FO	A	TO	BLK	STL	PTS	AVG
2018-19	IND	9-0	63/7.0	2-5	.400	0-3	.000	2-4	.500	5	14	19	2.1	4-0	1	0	3	3	6	0.7
2019-20	IND	29-0	394/13.6	37-80	.463	3-10	.300	29-44	.659	37	77	114	3.9	44-0	13	12	19	20	106	3.7
2020-21	IND	27-27	760/28.1	87-169	.515	3-15	.200	70-114	.614	54	113	167	6.2	63-0	37	31	34	28	247	9.1
2021-22	IND	24-24	679/28.3	112-206	.544	9-40	.225	47-71	.662	51	136	187	7.8	46-0	40	32	18	27	280	11.7
TOTAL		89-51	1897/21.3	238-460	.517	15-68	.221	148-233	.635	147	340	487	5.5	157-0	91	75	74	78	639	7.2



#32 • TREY GALLOWAY
SOPHOMORE/FRESHMAN • GUARD • 6-4 • 210
CULVER, IND. • CULVER ACADEMIES



• Had 2 points and 2 boards off the bench against EMU... finished with 7 points, 2 boards and 3 assists against NIU... had a brief outing against St. John's and had a rebound and steal... left game after he was on the receiving end of a flagrant 2 foul... did not return... was out indefinitely after being injured against St. John's... came back 10 games later against Ohio State and brought boundless energy finishing with 8 points, 3 rebounds, 4 assists and 2 steals... had 6 points and 3 boards against Minnesota..., posted a season-high 10 points at Iowa... had 9 points and 2 assists at Nebraska... defended final game-tying 3-pointer by Purdue... posted 8 points, 4 rebounds, 2 assists and a steal in that game... played 23 minutes against Michigan and had 3 assists and 2 steals... had 6 points and 2 steals against Penn State... came off the bench and had 8 points, 2 assists and 2 steals at Maryland... had 6 points and 2 rebounds against Illinois... started at point guard for the first time in his career at Northwestern and matched career-high's in points (13), rebounds (5) and minutes played (37)... also added 3 assists and a blocked shot... started at Michigan State and made a free throw and added an assist and block.

SINGLE-GAME CAREER HIGHS

POINTS - 13
(2x) last at Northwestern, 2/8/22

FG MADE - 6
(2x) last at Northwestern, 2/8/22

3FG MADE - 2
vs. Northwestern, 12/23/20

REBOUNDS - 5
(2x) last at Northwestern, 2/8/22

ASSISTS - 5
(2x) last vs. Penn St., 12/30/20

BLOCKS - 1
(3x) last at Northwestern, 2/8/22

STEALS - 3
vs. Providence, 11/30/20

MINUTES - 37
(2x) last at Northwestern, 2/8/22

2021-22 GAME BY GAME STATS																				
Opponent	Date	GS	MIN	Total		3-Pointers		Free throws		Rebounds				PF	A	TO	BLK	STL	PTS	
				FG-FGA	PCT	3FG-3FGA	PCT	FT-FTA	PCT	OFF	DEF	TOT	AVG							
Eastern Mich.	11/09/2021		13:55	1-2	.500	0-1	.000	0-0	.000	0	2	2	2.0	4	1	2	1	0	2	2.0
Northern Ill.	11/12/2021		22:49	3-7	.429	1-3	.333	0-0	.000	0	2	2	2.0	1	3	1	0	0	7	4.5
St. John's (NY)	11/17/2021		04:26	0-0	.000	0-0	.000	0-0	.000	0	1	1	1.7	1	0	0	0	1	0	3.0
Ohio St.	01/06/2022		19:00	3-5	.600	0-0	.000	2-2	1.000	1	2	3	2.0	1	4	0	0	2	8	4.3
Minnesota	01/09/2022		21:52	3-6	.500	0-2	.000	0-0	.000	1	2	3	2.2	3	1	2	1	0	6	4.6
at Iowa	01/13/2022		18:45	4-6	.667	2-3	.667	0-0	.000	0	1	1	2.0	1	1	3	0	0	10	5.5
at Nebraska	01/17/2022		20:36	3-3	1.000	0-0	.000	3-5	.600	0	0	0	1.7	1	2	4	0	1	9	6.0
Purdue	01/20/2022		24:17	2-4	.500	0-1	.000	4-6	.667	0	4	4	2.0	2	2	0	0	1	8	6.3
Michigan	01/23/2022		22:55	0-5	.000	0-3	.000	0-0	.000	0	0	0	1.8	0	3	1	0	2	0	5.6
Penn St.	01/26/2022		18:10	2-3	.667	1-1	1.000	1-2	.500	0	0	0	1.6	0	0	3	1	2	6	5.6
at Maryland	01/29/2022		24:47	4-5	.800	0-1	.000	0-0	.000	0	1	1	1.5	2	2	0	0	2	8	5.8
Illinois	02/05/2022		18:55	2-5	.400	0-0	.000	2-2	1.000	0	2	2	1.6	0	0	0	0	0	6	5.8
at Northwestern	02/08/2022	*	37:24	6-10	.600	1-2	.500	0-0	.000	0	5	5	1.8	5	3	5	1	0	13	6.4
at Michigan St.	02/12/2022	*	31:24	0-6	.000	0-3	.000	1-3	.333	0	1	1	1.8	2	3	0	0	1	1	6.0
Totals		2	299:15	33-67	.493	5-20	.250	13-20	.650	2	23	25	1.8	23	25	21	4	12	84	6.0

CAREER STATS

SEASON	TEAM	GP-GS	MIN/AVG	FG-FGA	FG%	3FG-3FGA	3FG%	FT-FTA	FT%	OFF	DEF	TOT	AVG	PF-FO	A	TO	BLK	STL	PTS	AVG
2020-21	IND	25-7	488/19.5	35-84	.417	6-33	.182	14-19	.737	12	35	47	1.9	45-0	39	25	1	11	90	3.6
2021-22	IND	14-2	299/21.4	33-67	.493	5-20	.250	13-20	.650	2	23	25	1.8	23-1	25	21	4	12	84	6.0
TOTAL		39-9	787/20.2	68-151	.450	11-53	.208	27-39	.692	14	58	72	1.8	68-1	64	46	5	23	174	4.5



#45 • PARKER STEWART

GRADUATE STUDENT/RS-JUNIOR • GUARD • 6-5 • 200
UNION CITY, TENN. • UNION CITY/PITT/UT-MARTIN



SINGLE-GAME
CAREER HIGHS

POINTS - 33
(2x) last at Morehead St., 2/1/20

FG MADE - 11
at Morehead St., 2/1/20

3FG MADE - 7
at Syracuse, 1/16/18

REBOUNDS - 11
at Western Illinois, 11/13/19

ASSISTS - 8
vs. Tenn Tech, 2/6/20

BLOCKS - 2
(2x) last vs. Notre Dame, 12/18/21

STEALS - 4
vs. St. Louis Pharmacy, 11/5/19

MINUTES - 40
vs. Jacksonville State, 2/8/20

2021-22 GAME BY GAME STATS

Opponent	Date	GS	MIN	Total		3-Pointers		Free throws		Rebounds				PF	A	TO	BLK	STL	PTS	AVG	
				FG-FGA	PCT	3FG-3FGA	PCT	FT-FTA	PCT	OFF	DEF	TOT	AVG								
Eastern Mich.	11/09/2021	*	27:16	2-5	.400	2-4	.500	0-0	.000	0	1	1	1.0	2	0	0	0	1	6	6.0	
Northern Ill.	11/12/2021	*	17:02	0-5	.000	0-4	.000	0-0	.000	0	2	2	1.5	2	0	0	0	1	0	3.0	
St. John's (NY)	11/17/2021	*	23:03	1-3	.333	1-3	.333	0-0	.000	0	2	2	1.7	3	1	1	0	1	3	3.0	
Louisiana	11/21/2021	*	18:04	6-7	.857	4-5	.800	0-0	.000	0	0	0	1.3	3	0	1	0	0	16	6.3	
Jackson St.	11/23/2021	*	18:09	3-6	.500	3-5	.600	0-0	.000	0	2	2	1.4	1	1	2	0	1	9	6.8	
Marshall	11/27/2021	*	35:10	2-6	.333	2-5	.400	0-0	.000	0	7	7	2.3	4	0	0	0	0	6	6.7	
at Syracuse	11/30/2021	*	39:01	6-12	.500	6-12	.500	2-3	.667	0	1	1	2.1	5	2	2	0	1	20	8.6	
Nebraska	12/04/2021	*	24:45	3-7	.429	3-6	.500	0-0	.000	0	3	3	2.3	2	0	0	0	0	9	8.6	
at Wisconsin	12/08/2021	*	26:03	3-7	.429	3-5	.600	0-0	.000	1	3	4	2.4	4	1	0	0	1	9	8.7	
Merrimack	12/12/2021	*	18:01	0-3	.000	0-2	.000	0-0	.000	0	2	2	2.4	3	3	2	0	0	0	7.8	
vs Notre Dame	12/18/2021	*	29:41	3-4	.750	3-4	.750	3-4	.750	0	3	3	2.5	2	0	4	2	0	12	8.2	
Northern Ky.	12/22/2021	*	08:28	1-2	.500	1-2	.500	0-0	.000	0	0	0	2.3	3	0	1	0	0	3	7.8	
at Penn St.	01/02/2022	*	31:59	1-4	.250	0-2	.000	0-0	.000	0	1	1	2.2	4	2	1	0	0	2	7.3	
Ohio St.	01/06/2022	*	28:15	2-8	.250	1-5	.200	0-0	.000	0	3	3	2.2	4	2	0	0	0	2	5	7.1
Minnesota	01/09/2022	*	19:53	4-5	.800	2-3	.667	2-4	.500	0	3	3	2.3	3	0	1	0	0	12	7.5	
at Iowa	01/13/2022	*	26:16	4-7	.571	2-5	.400	1-2	.500	0	2	2	2.3	5	3	1	0	0	11	7.7	
at Nebraska	01/17/2022	*	26:52	2-4	.500	2-3	.667	0-0	.000	0	0	0	2.1	3	1	1	0	0	6	7.6	
Purdue	01/20/2022	*	14:54	0-3	.000	0-2	.000	2-2	1.000	0	1	1	2.1	2	1	0	0	0	1	2	7.3
Michigan	01/23/2022	*	17:49	3-7	.429	3-6	.500	0-0	.000	0	0	0	1.9	1	1	0	0	0	9	7.4	
Penn St.	01/26/2022	*	26:23	1-4	.250	1-3	.333	0-0	.000	0	2	2	2.0	2	2	0	0	0	3	7.2	
at Maryland	01/29/2022	*	15:46	0-1	.000	0-1	.000	0-0	.000	0	3	3	2.0	2	0	0	0	0	0	6.8	
Illinois	02/05/2022	*	26:04	3-7	.429	2-4	.500	0-0	.000	0	2	2	2.0	3	0	0	0	0	8	6.9	
at Michigan St.	02/12/2022	*	27:02	1-9	.111	1-7	.143	1-6	.167	0	2	2	2.0	2	3	0	0	1	4	6.7	
Totals			21	545:57	51-126	.405	42-98	.429	11-21	.524	1	45	46	2.0	65	23	17	2	10	155	6.7

CAREER STATS

SEASON	TEAM	GP-GS	MIN/AVG	FG-FGA	FG%	3FG-3FGA	3FG%	FT-FTA	FT%	OFF	DEF	TOT	AVG	PF-FO	A	TO	BLK	STL	PTS	AVG
2017-18	Pitt	32-20	839/26.2	90-235	.383	71-184	.386	40-50	.800	16	89	105	3.3	51-0	29	19	5	14	291	9.1
2019-20	UTM	25-24	903/36.1	157-381	.412	71-204	.348	95-124	.766	20	95	115	4.6	71-1	94	82	10	21	480	19.2
2021-22	IND	23-21	546/23.7	51-126	.405	42-98	.429	11-21	.524	1	45	46	2.0	65-2	23	17	2	10	155	6.7
TOTAL FOR IND		23-21	546/23.7	51-126	.405	42-98	.429	11-21	.524	1	45	46	2.0	65-2	23	17	2	10	155	6.7
TOTAL		80-65	2288/28.6	298-742	.402	184-486	.379	146-195	.749	37	229	266	3.3	187-3	146	118	17	45	926	11.6



#51 • LOGAN DUNCOMB
FRESHMAN • CENTER • 6-9 • 235
CINCINNATI, OHIO • ARCHBISHOP MOELLER



• Did not see action against EMU... got his first playing time and had 2 boards and an assist in 4 minutes of action... did not play against St. John's, Syracuse, Nebraska, Wisconsin... scored his first points as a Hoosier and finished with 4, a rebound and a block in 4 minutes against Merrimack... did not play against Notre Dame... hit a jumper against NKU... did not dress at Penn State or against Ohio State and was in a walking boot... dressed but did not play against Minnesota... out with a non-COVID related illness at Iowa... did not play at Nebraska or against Purdue.... played 1 minute against Michigan and had a field goal attempt... played 2 minutes against Penn State... had a rebound against Maryland... did not play against Illinois or Northwestern... had an offensive rebound at Michigan State.

SINGLE-GAME
CAREER HIGHS

POINTS - 4
vs. Merrimack, 12/21/21

FG MADE - 1
(2x) last vs. N. Kentucky, 12/22/21

3FG MADE - N/A

REBOUNDS - 2
vs. N. Illinois, 11/12/21

ASSISTS - 1
vs. N. Illinois, 11/12/21

BLOCKS - 1
vs. Merrimack, 12/21/21

STEALS - N/A

MINUTES - 4
vs. Merrimack, 12/21/21

DOUBLE-DOUBLES -
N/A

2021-22 GAME BY GAME STATS

Opponent	Date	GS	MIN	Total		3-Pointers		Free throws		Rebounds				PF	A	TO	BLK	STL	PTS	AVG
				FG-FGA	PCT	3FG-3FGA	PCT	FT-FTA	PCT	OFF	DEF	TOT	AVG							
Northern Ill.	11/12/2021		03:58	0-1	.000	0-0	.000	0-0	.000	1	1	2	2.0	0	1	1	0	0	0	0.0
Merrimack	12/12/2021		03:58	1-1	1.000	0-0	.000	2-2	1.000	1	0	1	1.5	1	0	1	1	0	4	2.0
Northern Ky.	12/22/2021		01:58	1-1	1.000	0-0	.000	0-0	.000	0	0	0	1.0	0	0	0	0	0	2	2.0
Michigan	01/23/2022		00:56	0-1	.000	0-0	.000	0-0	.000	0	0	0	0.8	0	0	0	0	0	0	1.5
Penn St.	01/26/2022		01:35	0-0	.000	0-0	.000	0-0	.000	0	0	0	0.6	0	0	0	0	0	0	1.2
at Maryland	01/29/2022		01:10	0-0	.000	0-0	.000	0-0	.000	0	1	1	0.7	1	0	0	0	0	0	1.0
at Michigan St.	02/12/2022		01:49	0-0	.000	0-0	.000	0-0	.000	1	0	1	0.7	0	0	0	0	0	0	0.9
Totals		0	15:24	2-4	.500	0-0	.000	2-2	1.000	3	2	5	0.7	2	1	2	1	0	6	0.9

CAREER STATS

SEASON	TEAM	GP-GS	MIN/AVG	FG-FGA	FG%	3FG-3FGA	3FG%	FT-FTA	FT%	OFF	DEF	TOT	AVG	PF-FO	A	TO	BLK	STL	PTS	AVG
2021-22	IND	7-0	15/2.2	2-4	.500	0-0	.000	2-2	1.000	3	2	5	0.7	2-0	1	2	1	0	6	0.9
TOTAL		7-0	15/2.2	2-4	.500	0-0	.000	2-2	1.000	3	2	5	0.7	2-0	1	2	1	0	6	0.9



#53 • TAMAR BATES

FRESHMAN • GUARD • 6-5 • 180

KANSAS CITY, KAN. • IMG ACADEMY

• Played his first game as a Hoosier against EMU and had 6 points and 2 boards... had 3 points and 3 boards against NIU... had 11 points and an assist against St. John's... made 5 of 10 shots... posted 10 points and 3 assists against Louisiana... had 6 points, a block and a steal against Jackson State... played 24 minutes and added 6 points against Marshall... played 14 minutes and had 2 points against Syracuse... came off the bench and had 13 points, 11 in the first half, against Nebraska in 25 minutes... played 17 minutes at Wisconsin and had 3 points, 2 boards and an assist... played 17 minutes and had 7 points, 4 rebounds, an assist and a steal... attended a family funeral and missed the Notre Dame game... had 2 points and 2 assists against NKU... did not score in 6 minutes at Penn State or in 4 minutes against Ohio State, or in 5 minutes against Minnesota... finished with 2 points, a rebound and a steal at Iowa... played 9 minutes and had a basket, an assist and a steal... had an assist in 8 minutes against Purdue... played 6 minutes against Michigan... hit 2 triples and had an assist and a blocked shot against Penn State... played 17 minutes at Maryland and had an assist... finished with 6 points and a rebound in 19 minutes against Illinois... did not play at Northwestern due to disciplinary reasons... tied his season-high with 13 points at Michigan State... had 2 rebounds and 2 assists and a steal.



SINGLE-GAME CAREER HIGHS

POINTS - 13

(2x) last at Michigan State, 2/12/22

FG MADE - 5

vs. St. John's, 11/17/21

3FG MADE - 3

vs. Nebraska, 12/4/21

REBOUNDS - 4

vs. Merrimack, 12/21/21

ASSISTS - 3

vs. Louisiana, 11/21/21

BLOCKS - 1

vs. Jackson State, 11/23/21

STEALS - 1

(3x) last vs. Merrimack, 12/21/21

MINUTES - 27

vs. St. John's, 11/17/21

2021-22 GAME BY GAME STATS

Opponent	Date	GS	MIN	Total	3-Pointers	Free throws	Rebounds	PF	A	TO	BLK	STL	PTS	AVG
				FG-FGA	PCT	3FG-3FGA	PCT	FT-FTA	PCT	OFF	DEF	TOT	AVG	
Eastern Mich.	11/09/2021		14:36	2-5	.400	0-2	.000	2-2	1.000	0	2	2	2.0	1
Northern Ill.	11/12/2021		19:35	1-3	.333	1-3	.333	0-0	.000	0	3	3	2.5	2
St. John's (NY)	11/17/2021		26:52	5-10	.500	1-4	.250	0-2	.000	0	1	1	2.0	2
Louisiana	11/21/2021		23:57	4-6	.667	2-3	.667	0-0	.000	1	1	2	2.0	4
Jackson St.	11/23/2021		23:05	2-3	.667	0-0	.000	2-2	1.000	0	0	0	1.6	0
Marshall	11/27/2021		23:47	2-4	.500	2-2	1.000	0-0	.000	0	1	1	1.5	1
at Syracuse	11/30/2021		14:24	1-5	.200	0-4	.000	0-0	.000	0	0	0	1.3	0
Nebraska	12/04/2021		24:39	4-9	.444	3-7	.429	2-2	1.000	0	0	0	1.1	0
at Wisconsin	12/08/2021		16:53	1-3	.333	1-2	.500	0-0	.000	0	2	2	1.2	1
Merrimack	12/12/2021		19:00	2-7	.286	1-4	.250	2-2	1.000	1	3	4	1.5	1
Northern Ky.	12/22/2021		15:29	1-2	.500	0-1	.000	0-0	.000	0	2	2	1.5	0
at Penn St.	01/02/2022		06:21	0-3	.000	0-1	.000	0-0	.000	0	0	0	1.4	1
Ohio St.	01/06/2022		03:34	0-2	.000	0-0	.000	0-0	.000	0	0	0	1.3	1
Minnesota	01/09/2022		05:26	0-3	.000	0-1	.000	0-0	.000	0	1	1	1.3	0
at Iowa	01/13/2022		08:42	1-4	.250	0-2	.000	0-0	.000	0	1	1	1.3	2
at Nebraska	01/17/2022		11:55	1-1	1.000	0-0	.000	0-0	.000	0	0	0	1.2	0
Purdue	01/20/2022		07:09	0-2	.000	0-1	.000	0-0	.000	0	0	0	1.1	0
Michigan	01/23/2022		06:32	0-1	.000	0-0	.000	0-0	.000	0	1	1	1.1	1
Penn St.	01/26/2022		15:25	2-2	1.000	2-2	1.000	0-0	.000	0	1	1	1.1	0
at Maryland	01/29/2022		16:44	0-6	.000	0-4	.000	0-0	.000	0	1	1	1.1	1
Illinois	02/05/2022		18:56	1-5	.200	0-1	.000	4-4	1.000	0	1	1	1.1	2
at Michigan St.	02/12/2022		28:08	4-8	.500	1-2	.500	4-4	1.000	1	1	2	1.1	2
Totals			0	350:49	34-94	.362	14-46	.304	16-18	.889	3	22	25	1.1

CAREER STATS

SEASON	TEAM	GP-GS	MIN/AVG	FG-FGA	FG%	3FG-3FGA	3FG%	FT-FTA	FT%	OFF	DEF	TOT	AVG	PF-FO	A	TO	BLK	STL	PTS	AVG
2021-22	IND	22-0	351/15.9	34-94	.362	14-46	.304	16-18	.889	3	22	25	1.1	22-0	16	17	4	6	98	4.5
TOTAL		22-0	351/15.9	34-94	.362	14-46	.304	16-18	.889	3	22	25	1.1	22-0	16	17	4	6	98	4.5

#5 • MICHAEL SHIPP

JUNIOR/SOPHOMORE • GUARD • 6-3 • 190
CINCINNATI, OHIO • MOELLER

- Joined the team as a non-scholarship player... has sat out most of the fall due to a lower leg injury... saw action against UNA.

**#11 • SHAAN BURKE**


FRESHMAN • GUARD • 6-3 • 185
SAN DIEGO, CALIF. • VISTA

- A non-scholarship player who played at Vista High School near San Diego... lettered two seasons... averaged 14.7 points and 5.7 assists and led the team in three-pointers as a senior... coached by Anthony Bolton... played AAU ball for Gamepoint and Charlie Mercado... son of Patrick and Seena Burke... has two siblings, Maya and Finnian... will study Finance at the Kelley School of Business.

**#14 • NATHAN CHILDRESS**

JUNIOR/SOPHOMORE • FORWARD • 6-6 • 212
ZIONSVILLE, IND. • ZIONSVILLE

- Scored his first career basket at IU when he hit a three-pointer against Louisiana... also had a career-high 4 rebounds... played 3 minutes at Northwestern.
- A non-scholarship player who played at Zionsville High School... saw 2 minutes of action against TTU... had a rebound against UNA... posted a rebound at Rutgers.

**#15 • SEBASTIEN SCOTT**

SOPHOMORE/FRESHMAN • GUARD • 6-2 • 185
DANVILLE, CALIF. • SAN RAMON VALLEY

- Joined the team as a non-scholarship player... did not play last season due to a torn ACL he suffered near the end of his prep season.





2021-22 ROSTER



#0

Xavier Johnson

Sr./Jr. • G • 6-3 • 200
Woodbridge, Va.
Bishop O'Connell/Pitt
"X-Zavier"



#1

Rob Phinisee

Sr./Jr. • G • 6-1 • 187
Lafayette, Ind.
McCutcheon
"FIN-ih-see"



#2

Michael Durr

Sr./Jr. • C • 7-0 • 250
Atlanta, Ga.
Victory Rock Prep/
South Florida



#3

Anthony Leal

So./Fr. • G • 6-5 • 210
Bloomington, Ind.
Bloomington South



#4

Khristian Lander

So./Fr. • G • 6-2 • 185
Evansville, Ind.
Reitz



#5

Michael Shipp

So. • G • 6-3 • 190
Cincinnati, Ohio
Archbishop Moeller



#11

Shaan Burke


Fr. • G • 6-3 • 185
San Diego, Calif.
Vista
"Shawn"



#12

Miller Kopp

Sr./Jr. • F • 6-7 • 215
Houston, Texas
Houston Christian/
Northwestern



#14

Nathan Childress

Jr./So. • F • 6-6 • 212
Zionsville, Ind.
Zionsville



#15

Sebastien Scott


So./Fr. • G • 6-2 • 185
Danville, Calif.
San Ramon Valley



#22

Jordan Geronimo

So./Fr. • F • 6-6 • 220
Newark, N.J..
St. Paul's (NH)



#23

Trayce Jackson-Davis


So. • F • 6-9 • 245
Greenwood, Ind.
Center Grove



#25

Race Thompson

R-Sr./R-Jr. • F • 6-8 • 228
Plymouth, Minn.
Armstrong



#32

Trey Galloway

So./Fr. • G • 6-5 • 210
Culver, Ind.
Culver Academies



#45

Parker Stewart

Grad/R-Jr. • G • 6-5 • 200
Union City, Tenn.
Union City/
Pitt/UT-Martin



#51

Logan Duncomb


Fr. • C • 6-9 • 235
Cincinnati, Ohio
Archbishop Moeller



#53

Tamar Bates

Fr. • G • 6-5 • 180
Kansas City, Kan.
IMG Academy

**Mike Woodson**

Head Coach
First Year at IU
16-8