

WISCONSIN BASKETBALL

24 NCAA TOURNAMENT APPEARANCES ■ 4 FINAL FOURS ■ 21 BIG TEN CHAMPIONSHIPS ■ 21 CONSENSUS ALL-AMERICANS

#15 WISCONSIN BADGERS

RECORD: 19-5, 10-4 BIG TEN



Rankings (AP/Coaches): 15/15
Head Coach: Greg Gard
Record at Wisconsin: 138-75 (7th Season)
Overall Record: 138-75 (7th Season)

VS

INDIANA HOOSIERS

RECORD: 16-8, 7-7 BIG TEN



Rankings (AP/Coaches): --/--
Head Coach: Mike Woodson
Record at IU: 16-8 (1st season)
Overall Record: 16-8 (1st season)

TUESDAY, FEB. 15 ■ 8 PM (CT) ■ BLOOMINGTON, IND. ■ ASSEMBLY HALL ■ ESPN2

BADGERS LOOK TO BOUNCE BACK IN BLOOMINGTON

- Winners in 22 of the last 25 meetings with Indiana, including 9 of the last 10, Wisconsin looks earn another B1G road win against the Hoosiers in Bloomington on Tuesday. Tip is set for 8 p.m. (CT) on ESPN2.
- Up next, the Badgers host Michigan on Sunday at noon (CT) on CBS.

FAST BREAK FACTS

- At 19-5, Wisconsin is off to its best start under Greg Gard and best since 2016-17. Along the way, UW has built one of the top resumes:
 - 8 - UW owns the nation's No. 8 strength of record and has played the 14th-toughest schedule in the NCAA according to ESPN (Page 2).
 - 8 - Wisconsin's 8 Quad 1 wins are 2nd most in the country, trailing only Baylor (9). The Badgers 11-4 in the first 2 quadrants.
 - 9 - UW has 9 wins away from home this year.
- Wisconsin is 1 win away from the 20-win mark for the 17th time in the last 20 seasons. Greg Gard has led UW to four 20-win seasons.
 - UW has 10+ Big Ten wins for the 19th time in the last 21 years. The only team to do so.
- The Badgers are 11-1 in games decided by 6 or fewer points - most "close" wins in Div. 1.
- Wisconsin is averaging 70.9 ppg, which would be the team's highest mark since 2016-17.
 - Over the last 14 games, UW is averaging 72.6 ppg (topping 70 pts in 10 of those 14 games).
 - The Badgers are playing at their fastest pace in over 20 years. (more on Page 2)
- Johnny Davis** is playing like an All-American and is the only Big Ten player to lead his team in ppg (20.3), rpg (8.2) and apg (2.5). (Page 3)
 - During conference play, Davis has been even better, ranked 3rd in the Big Ten in points (20.4 ppg) and 2nd in rebounds (9.3 rpg).
 - Davis has been at his best in big games, leading the nation in scoring against Top-25 teams. In 7 games against ranked opponents this season, Davis is averaging 25.3 ppg and 8.6 rpg.
 - In UW's 3 biggest wins, Davis scored 37 at Purdue, 30 vs. Houston and 25 at MSU.
- Senior **Brad Davison** is having the best year of his career, ranking 17th in the Big Ten scoring 14.4 ppg. He is 4th in the B1G shooting 36.5% 3FG in conference play. (more Page 5)
 - Davison has more than carried the load when needed. Since Dec. 1, Johnny Davis has scored below 19 points just 6x. In those games, Davison averaged 17.5 ppg.
- Wisconsin is 9-2 away from home this year, including a mark of 6-2 in true road games, leading the Big Ten in wins in both categories.
- UW is shooting 74% at the FT line and has made 86 more FTs (331) than its foes (245).
- Wisconsin leads the NCAA averaging just 8.4 turnovers per game.
- In his 7th season as head coach, **Greg Gard** has guided Wisconsin to a 138-75 (.648) record - 79-49 (.617) in Big Ten play. (more Page 5)
 - Gard owns the 7th-highest win percentage of any Big Ten coach of the last 40 years.
 - Including a win at No. 3 Purdue this season, Gard has led UW to 9 top-10 wins, including 6 away from home (4 in true road games).
- Coming off a career-high 23 points vs. Rutgers (2/12), Junior **Tyler Wahl** is averaging 12.8ppg and 6.4rpg in Big Ten play, shooting 55.5% FG.
- Sophomore **Steven Crawl** has made a big jump, averaging 9.1 ppg and 4.4 rpg. Last season, he had a **total** of 8 points and 9 rebounds (Page 7).
- Freshman **Chucky Hepburn** has proven mature beyond his years, turning the ball over just 31 times in 731 minutes played (Page 7).



In 7 games against ranked opponents this season, Johnny Davis leads the nation averaging 25.3 ppg.

WISCONSIN'S PROBABLE STARTERS

No.	Name	Pts.	Reb.	Ast.	Of Note
1	JOHNNY DAVIS	20.3	8.2	2.5	When facing AP Top-25 foes, averaging 25.3 ppg and 8.6 rpg
5	TYLER WAHL	11.6	5.7	1.7	Team-high 52.6% FG; Scored 10+ pts in 9 of last 10 games
21	STEVEN CROWL	9.1	4.4	1.5	UW is 10-1 when Crawl scores in double figures
23	CHUCKY HEPBURN	7.5	2.0	2.0	1.6 assist-to-turnover ratio (49-31); 11p, 3a, 3s, 0 TOs at MSU
34	BRAD DAVISON	14.4	4.1	2.0	Ranks 4th in B1G shooting 36.5% 3FG Pct. in conf. play

2021-22 SCHEDULE

Nov. 9	ST. FRANCIS (NY)	W, 81-58
Nov. 12	GREEN BAY	W, 72-34
Nov. 15	PROVIDENCE*	L, 58-63

MAUI INVITATIONAL - Las Vegas, Nevada

Nov. 22	vs. Texas A&M	W, 69-58
Nov. 23	vs. Houston [12]	W, 65-63
Nov. 24	vs. Saint Mary's	W, 61-55

Dec. 1	at Georgia Tech^	W, 70-66
Dec. 4	MARQUETTE	W, 89-76
Dec. 8	INDIANA	W, 64-59
Dec. 11	at Ohio State [21]	L, 55-73
Dec. 15	NICHOLLS	W, 71-68
Dec. 23	GEORGE MASON	CANCELED
Dec. 29	ILLINOIS STATE	W, 89-85

Jan. 3	at Purdue [3]	W, 74-69
Jan. 6	IOWA	W, 87-78
Jan. 9	at Maryland	W, 70-69
Jan. 13	OHIO STATE [16]	W, 78-68
Jan. 18	at Northwestern	W, 82-76
Jan. 21	MICHIGAN ST. [14]	L, 74-86
Jan. 27	at Nebraska	W, 73-65
Jan. 30	MINNESOTA	W, 66-60

Feb. 2	at Illinois [18]	L, 67-80
Feb. 5	PENN STATE	W, 51-49
Feb. 8	at Michigan St. [17]	W, 70-62
Feb. 12	RUTGERS	L, 65-73
Feb. 15	at Indiana	8 PM
Feb. 20	MICHIGAN	NOON
Feb. 23	at Minnesota	8 PM
Feb. 26	at Rutgers	5 PM

March 1	PURDUE [3]	8 PM
March 6	NEBRASKA	1 PM

BIG TEN TOURNAMENT - Indianapolis, Ind.

Mar. 9-13 at Gainbridge Fieldhouse

NCAA TOURNAMENT

Mar. 15-16	First Four
Mar. 17-20	Rounds 1-2
Mar. 24-27	Sweet 16 / Elite 8
April 2-4	Final Four / Championship New Orleans

All times listed Central Standard Time

[] AP Top 25 Team Ranking

* Gavitt Tipoff Games

^ Big Ten/ACC Challenge

Home games in **BOLD CAPS**

FOLLOW THE #BADGERS

TV: ESPN2

App: ESPN | Online: watchespn.com

■ Play-by-Play: Jason Benetti

■ Analyst: Jay Bilas

RADIO: BADGER SPORTS NETWORK

App: iHeartRadio | Satellite: SiriusXM 196

■ Play-by-Play: Matt Lepay

■ Analyst: Mike Lucas

SOCIAL MEDIA: #ONWISCONSIN

■ Twitter: @BadgerMBB

■ Instagram: badgermbb

■ Facebook: /WisconsinMensBasketball

■ YouTube: /WisconsinBadgers

CHARTING THE BADGERS

CAREER GAMES PLAYED

	Games	Starts	Cons. Starts
Brad Davison	152	148	148
Tyler Wahl	85	44	6
Johnny Davis	53	22	12
Steven Crowl	36	24	24
Jordan Davis	33	0	0
Ben Carlson	30	2	0
Carter Gilmore	29	0	0
Chuck Hepburn	24	24	24
Chris Vogt	24	0	0
Carter Higginbottom	22	0	0
Lorne Bowman	21	0	0
Jahcobi Neath	16	1	0
Justin Taphorn	9	0	0
Markus Ilver	7	0	0
Isaac Lindsey	5	0	0

DOUBLE-DIGIT POINTS

	Career	'21-22	Cons.
Brad Davison	83 (60-23)	15 (12-3)	0
Johnny Davis	30 (22-8)	21 (17-4)	2
Tyler Wahl	18 (14-4)	13 (10-3)	5
Steven Crowl	11 (10-1)	11 (10-1)	1
Chuck Hepburn	8 (8-0)	8 (8-0)	0
Ben Carlson	1 (1-0)	0 (0-0)	0

20-POINT SCORING GAMES

	Career	'21-22	Cons.
Brad Davison	16 (11-5)	6 (4-2)	0
Johnny Davis	13 (10-3)	13 (10-3)	0
Tyler Wahl	3 (2-1)	3 (2-1)	1
Steven Crowl	1 (1-0)	1 (1-0)	0

30-POINT SCORING GAMES

	Career	'21-22	Cons.
Johnny Davis	2 (2-0)	2 (2-0)	0
Brad Davison	2 (1-1)	0	0

DOUBLE-DIGIT REBOUNDS

	Career	'21-22	Cons.
Tyler Wahl	6 (4-2)	3 (3-0)	0
Johnny Davis	4 (3-1)	4 (3-1)	0
Brad Davison	1 (1-0)	0	0

DOUBLE-DIGIT ASSISTS

	Career	'21-22	Cons.
None Active	--	--	--

DOUBLE-DOUBLES

	Career	'21-22	Cons.
Tyler Wahl	3 (2-1)	1 (1-0)	0
Johnny Davis	4 (3-1)	4 (3-1)	0

AMONG NATION'S BEST RESUMES

Off to a 19-5 start, Wisconsin has put together one of the nation's top resumes.

- Wisconsin owns the nation's No. 8 strength of record and has played the 14th-toughest schedule in the NCAA according to ESPN.
- According to NET rankings, Wisconsin is 8-4 in Quad 1 games, with only one loss outside the first quadrant.
 - UW's 8 Quad 1 wins trail only Baylor (9) for the most in all of college basketball.
 - UW is 11-4 in Quad 1/2 games this season (8-4 Quad 1, 3-0 Quad 2). Only Auburn (13), Baylor (13) and Kansas (12) have more Quad 1/2 win.
 - Wisconsin is 19-3 at full strength this season, as 2 of the Badgers 5 losses came without starters: Johnny Davis (vs. Providence) and Tyler Wahl (vs. Michigan State).
- Wisconsin's 9 wins away from home (6 road, 3 neutral) are the most among Big Ten teams and trail only Auburn (10) and USC (10) for most among major conference teams.

GOING ON THE OFFENSIVE

"This is a different Badgers team...This isn't your knockdown, drag-out, rough it up Badgers. They can do that too, but they can also outscore you."
- Stephen Bardo, FOX Sports

- The Badgers are averaging 70.9 ppg, which would be the team's 2nd-highest mark under Gard and the most since averaging 72.4 ppg during the 2016-17 season.
 - UW has won 11 of the last 14 games and improved in almost every offensive category.
- Wisconsin has improved its 3-point shooting over its last 9 games:
 - First 5 Big Ten games: 24.5% (27-for-110)
 - Last 9 Big Ten games: 34.4% (66-for-192)

Wisconsin Offensive Splits

	First 10	Last 14
PPG	67.2	72.6
FG%	.399	.438
3FG%	.297	.324
FTAs/G	17.8	19.2
Ast/G	9.7	12.6

- According to KenPom.com, the Badgers have an adjusted offensive tempo of 66.8 possessions per game, which would be the team's fastest mark since he began tracking the stat in the 2001-02 season.
 - Dating back to 2002, UW's second-fastest team was the 2005-06 squad that had an adjusted tempo of 65.2.
- To put it another way, 22.6% of UW's initial shot attempts (excluding FGAs off O-Reb.) have come in the first 10 seconds of the shot clock, the team's highest in at least 10 years.
 - Over the last 10 years, UW has only been over 20% in one other season (last season was 21.9%).

ROAD WARRIORS

Wisconsin is 9-2 away from home, including an impressive 6-2 mark in true road games.

- UW owns the most true road wins (6) and most wins away from home (9) among all Big Ten teams.
 - In fact, among major conference teams, only Auburn (10) and USC (10) have more road/neutral wins than Wisconsin.
- Earlier this season, Wisconsin won 4 consecutive Big Ten road games for the first time since 2016-17.
- Under Greg Gard, the Badgers own a 38-36 record on the road overall, including 34-29 (.540) in Big Ten games.
 - Only Michigan State and Purdue have a better conference road record than UW since 2016.

Big Ten Road Record, Since 2016

Team	Record	Pct.
Michigan State	35-27	.565
Purdue	35-28	.556
Wisconsin	34-29	.540
Michigan	30-30	.500

- Under Gard, Wisconsin has 8 road wins over ranked teams, including a win at No. 3 Purdue and at No. 17 Michigan St. earlier this season.
- UW has already surpassed last season's win total in road/neutral games. The Badgers were 7-8 away from home in 2020-21.

BADGERS CELEBRATING BHM WITH EXCLUSIVE VIRGIL ABLOH LEGACY SHIRTS

As part of our celebration of Black History Month, the Wisconsin men's and women's basketball teams are wearing special shooting shirts designed by the late University of Wisconsin alum Virgil Abloh. A 2003 graduate, Abloh died Nov. 28, 2021, at the age of 41, leaving behind a legacy of inspiration and beauty. As Wisconsin's student-athletes wrote:



"It's impossible to describe the impact Virgil had on our generation's culture... from the music we listen to, to the art we consume, to the clothes we wear. But more importantly, Virgil was an aspirational figure to the young Black community and to an entire generation. On behalf of Badgers everywhere, we mourn the passing of a Badger who changed the world."

In partnership with the Abloh estate, Wisconsin's BHM shirt is a re-issue of Abloh's design for UW-Madison's 2015 "The RED Shirt" tradition. The design features the intersection of Abloh's Off-White collection and the collegiate feel of a campus Abloh described as "the perfect place to go to school."

JOHNNY DAVIS

"JOHNNY DAVIS IS THE FAVORITE FOR NATIONAL PLAYER OF THE YEAR"

A midseason All-American, sophomore standout **Johnny Davis** is having one of the finest seasons in Wisconsin history.

- Davis ranks 3rd in the Big Ten in points and ranks 2nd in rebounds during conference play, averaging 20.4 ppg and 9.3 rpg.
- Overall, Davis ranks 15th in the nation and 3rd in the Big Ten averaging 20.3 point per game.
 - Davis is 7th in the Big Ten, shooting 77.2% from the free throw line (105-for-136). Davis leads the Big Ten averaging 4.8 made FTs/gm.
 - He also ranks 12th in the B1G at 1.3 spg.
- Davis' 20.3 scoring average would rank as the 6th-best single effort in school history (Page 8).
 - Wisconsin has not had a player average 20 points per game since Michael Finley averaged 20.5 ppg in the 1994-95 season. Coincidentally, Wisconsin will be raising Finley's #24 into the Kohl Center rafters on Feb. 20.
- Davis is the only player in the Big Ten and 1 of 4 major conference players to lead his team in points (20.3 ppg), rebounds (8.2 rpg) and assists (2.5 apg).
 - Davis also leads the Badgers with 1.3 steals per game and ranks 3rd with 13 blocks.
- Davis has scored 20+ in 13 of 22 games.
 - Earlier this season, Davis became the first Badger to score 20+ points in 6 straight games since Alando Tucker in 2007.
 - Davis scored at least 15 points in the first 13 games of the season -- just the 2nd Badger in the last 20 seasons to do so. Devin Harris (15 straight in 2003-04) is the only other.
- Davis is at his best in the big games, leading the nation in scoring against Top-25 opponents.
 - In 7 games against ranked opponents this season, Davis is averaging 25.3 ppg and 8.6 rpg.
 - 37 at Purdue (3) ■ 25 vs. MSU (14)
 - 30 vs. Houston (12) ■ 22 at Illinois (18)
 - 24 at OSU (21) ■ 25 at MSU (17)
 - 14 vs. OSU (16)

www.go.wisc.edu/HeresJohnny

DAVIS MIDSEASON RESUME

- Midseason All-American (Sporting News and The Athletic)
- Jerry West Award Top 10
- Wooden Award Late Season Top 20
- Lute Olson Award Midseason Watch List
- Midseason No. 1 Player of the Year (Bleacher Report)
- Maui Invitational MVP
- Big Ten Player of the Week (2x)
- Naismith Player of the Week (1/10)
- Oscar Robertson Player of the Week (1/11)

SIGNATURE PERFORMANCES

- 37 pts, 14 rebs at #3 Purdue (Jan. 3)
- 30 pts (4-7 3s) vs. #12 Houston (Nov. 23)
- 27 pts (4-5 3s), 8 rebs at N'western (Jan. 18)
- 26 pts, 9 reb, 5 ast vs. Iowa (Jan. 6)
- 25 pts, 6 reb. at #17 Michigan St. (Feb. 8)
- 25 pts vs. Marquette (Dec. 4)
- Averaging 8.2 rpg (9.3 in Big Ten play), Davis has been incredible on the glass:
 - Davis has 4 double-doubles, including back-to-back 15-rebound efforts vs. Minnesota and Illinois. He is the first Badger with consecutive 15-rebound games since 6-11 center Rashard Griffith in 1995.
 - Ethan Happ (10.1 in 2019 & 9.0 in 2017) and Frank Kaminsky (8.2 in 2015) are the only other Badgers to average 8.2+ rpg in the last 20 years.

WISCONSIN'S ALL-AMERICANS

Wisconsin has had 5 All-Americans in the last 20 years. **Johnny Davis** is out-scoring all of them.

Player	PPG	RPG	APG
2004 Devin Harris	19.5	4.3	4.4
2007 Alando Tucker	19.9	5.4	2.0
2011 Jordan Taylor	18.1	4.1	4.7
2015 Frank Kaminsky	18.8	8.2	2.6
2019 Ethan Happ	17.3	10.1	4.5
2022 Johnny Davis	20.3	8.2	2.5

- In scoring 37 points at Purdue, Davis posted:
 - The most points by a Badger since Frank Kaminsky scored a school-record 43 points vs. North Dakota on Nov. 19, 2013.
 - The 3rd-highest total in a road game in school history (Michael Finley, 42 at Eastern Michigan 12/10/94; Jordan Taylor, 39 at Indiana 3/3/11).
- Davis is the first player to lead his team in pts, rebs, asts, blks and stls in a road win over an AP top 5 team since Wake Forest's Tim Duncan did so in a win at No. 5 Maryland on Feb. 1, 1997.
- After averaging 7.0 ppg as a freshman last season, Davis has improved his scoring average to 20.3 ppg, an increase of 13.3 ppg. That ranks as the 2nd-largest jump in the Big Ten, trailing only Iowa's Keegan Murray (15.2 ppg increase).
- The Maui Invitational MVP, Davis averaged 23.7 ppg and 6.7 rpg, highlighted by a 30-point game vs. #12 Houston (11/23).

WHAT THEY'RE SAYING ABOUT JOHNNY DAVIS

"He's the clear riser in this class and the **favorite for the National Player of the Year award**. Wisconsin counts on him to be its central figure every single night, and he delivers."
- Sam Vecenie (The Athletic)

"Arguably the greatest story in college basketball: 'The Johnny Davis Show' ... Johnny Davis looks like a **First-Team All-American, perhaps a National Player of the Year**, and a future lottery pick in the NBA Draft."
- Gary Parrish (CBS)

"Johnny Davis with one of the best individual performances we've seen in a long time in the Big Ten. **Might be the Wooden Award frontrunner.**"
- Jeff Borzello (ESPN)

"Johnny Davis is a **first-team All-American** and is THE breakout player in America."
- Matt Norlander (CBS)

"No one has meant more to their team thus far than Johnny Davis. **Player of the Year Frontrunner.**"
- Jeff Goodman (Stadium)

"He's the definition of a two-way player. He's giving the same amount of effort on the defensive end ... and then offensively, it speaks for itself. **He's a fabulous player.**"
- Matt Painter (Head Coach, Purdue)

"I don't think there's any question he's moved into the discussion of First-Team All-American, Big Ten Player of the Year, or **National Player of the Year.**"
- Steve Lavin (Fox Sports)



SITUATIONAL RECORDS

	2021-22	Under Gard
Ahead at the half	16-0	112-14
Behind at the half	4-4	23-55
Tied at the half	0-0	3-5
FG% of .450 or more	8-1	75-13
FG% less than .450	11-4	62-62
Better FG% than opp.	11-0	110-13
Worse FG% than opp.	7-5	27-60
Same FG% as opp.	1-0	1-2
Opp. FG% less than 45%	13-1	107-27
3FG% of 40% or more	6-1	63-9
3FG% less than 40%	13-4	73-66
Try more than 20 3FGs	12-4	77-45
Try 20 or fewer 3FGs	7-1	60-29
Make at least 70% FT	13-3	85-32
Try at least 20 FTs	9-0	60-14
Try fewer than 20 FTs	10-5	75-60
Out-rebound opponent	10-1	83-21
Tied or out-rebounded	9-4	54-54
Same or fewer TOs than opp.	18-5	106-45
More TOs than opp.	1-0	31-30
Commit fewer than 12 TOs	19-5	107-46
Commit 12 or more TOs	1-0	31-28
Score fewer than 50 pts.	0-0	1-2
Score 50-59 points	1-2	7-32
Score 60-69 points	5-2	43-27
Score 70-79 points	8-1	49-11
Score 80-89 points	5-0	30-3
Score 90 or more pts.	0-0	7-0
Allow fewer than 50 pts.	2-0	21-1
Allow 50-59 pts.	4-0	42-6
Allow 60-69 pts.	9-1	54-26
Allow 70-79 pts.	3-2	17-28
Allow 80-89 pts.	1-2	3-13
Allow 90 or more pts.	0-0	0-1
Overtime	0-0	7-5
vs. AP Top 25 opponents	4-3	25-38
vs. AP Top 25 opp. at home	0-1	11-10
Home games	10-3	82-23
Road games	6-2	38-36
Neutral site games	3-0	18-16
Day games	6-2	45-25
Night games	13-3	92-50

GAMES DECIDED BY

3 points or less	4-0	17-10
4-5 points	4-1	19-16
6-10 points	7-1	33-20
11-19 points	2-3	37-24
20 or more points	2-0	32-3

TELEVISED GAMES

CBS	0-0	10-10
CBS Sports Network	0-0	0-1
FOX	1-0	3-5
FS1	1-3	12-14
ESPN	2-0	15-12
ESPN2	3-0	13-11
ESPN+	0-0	1-2
ESPN+	0-0	3-1
Big Ten Network	10-2	71-16
Big Ten Plus	2-0	4-0
TBS	0-0	0-3
TNT	0-0	2-0

ALL-TIME VS. INDIANA

Tuesday's game marks the 175th meeting between Wisconsin and Indiana dating back to 1910. The Hoosiers lead the all-time series, 97-78.

- UW has won 22 of the last 25 matchups with Indiana, including 9 of the last 10.
- Since 2002, when Bo Ryan and Greg Gard arrived in Madison, Wisconsin has dramatically flipped the series.

Wisconsin vs. Indiana, All-Time Series

Years	Overall vs. IU	At Indiana
1910-2001	49-90 (.353)	20-50 (.286)
2002-Present	29-6 (.829)	9-5 (.643)

- Greg Gard is 9-2 in his career vs. Indiana.
- The Badgers are 29-55 against Indiana in Bloomington, but Wisconsin did win in its most recent trip to Assembly Hall in 2020.
- In UW's most recent trip to Bloomington, Wisconsin pulled off a comeback 60-56 win in the final game of the regular season to clinch a share of the 2020 Big Ten Championship.
- UW has also won 7 of the last 10 games at Assembly Hall, dating back to 2008.
 - Since 2002 (when Bo Ryan and Greg Gard arrived in Madison), UW has gone 9-5 at Assembly Hall. Prior to a win there in 2002, the Badgers hadn't won in Bloomington since 1977, a span of 22 consecutive losses.
- From 2008-2013, the Badgers won 5 straight games at Assembly Hall. UW is the only team in history to beat Indiana 5 consecutive times in that building. In fact, no other visiting team has won more than 3 straight at Assembly Hall.
- **Johnny Davis** led Wisconsin with 23 points the last time the Badgers faced Indiana, which included the go-ahead 3 late in the game to clinch the 22-point comeback win (12/8/21).
- **Tyler Wahl** is averaging 6.5 ppg and 4.0 rpg, including 12 points in UW's 2021 win over Indiana. In that game, Wahl hit a pair of 3-pointers in double overtime to help clinch UW's win.
- **Brad Davison** has a pair of double-digit scoring efforts vs. Indiana, including 14 points as a freshman. He also hit the go-ahead 3-pointer with 4:00 remaining in Wisconsin's 2020 win at Assembly Hall that clinched the team's Big Ten championship.

LAST TIME OUT

RUTGERS 73, #14 WISCONSIN 65

Feb. 12 | Kohl Center | Madison, Wis.

- Wisconsin fell 73-65 to Rutgers at the Kohl Center last Saturday, plagued by poor 3-point shooting (21.2% 3FG) and turnovers (11 TOs).
- Rutgers shot 51% from the field, including 58.3% from beyond the arc (7-12 3FG). The Scarlet Knights were also 16-18 FT (88.9%).
- UW turned the ball over 11 times, but 8 of those turnovers came in the second half.
- **Tyler Wahl**, scored a career-high 23 points, shooting 9-for-14 overall (1-1 3FG, 4-5 FT).
- **Steven Crowl** (12 pts) and **Johnny Davis** (11 pts) joined Wahl in double-figure scoring.

HISTORY VS. INDIANA

- Overall: IU leads, 97-78
- In Bloomington: UW trails, 29-55
- Gard vs. IU: 9-2
- Active Streak: UW won last 4



LAST 25 MEETINGS (UW is 22-3)

Date	Rank	Result	Score	Location
2/13/08	15/24	W	68-66	Bloomington
2/19/09	--/--	W	68-51	Bloomington
3/8/09	--/--	W	85-61	Madison
2/13/10	11/--	W	83-55	Madison
2/25/10	17/--	W	78-46	Bloomington
1/20/11	18/--	W	69-60	Madison
3/3/11	10/--	W	77-67	Bloomington
1/26/12	12/16	W	57-50	Madison
3/9/12	14/15	W	79-71	Indianapolis
1/15/13	--/2	W	64-59	Bloomington
3/16/13	22/3	W	68-56	Chicago
1/14/14	3/--	L	72-75	Bloomington
2/25/14	14/--	W	69-58	Madison
2/3/15	5/--	W	92-78	Madison
1/5/16	--/--	L	58-59	Bloomington
1/26/16	--/19	W	82-79 (ot)	Madison
1/3/17	13/25	W	75-68	Bloomington
2/5/17	10/--	W	65-50	Madison
3/10/17	24/--	W	70-60	Wash. DC
1/2/18	--/--	W	71-61	Madison
2/26/19	19/--	L	73-75(2ot)	Bloomington
12/7/19	--/--	W	84-64	Madison
3/7/20	24/--	W	60-56	Bloomington
1/7/21	8/--	W	80-73(2ot)	Madison
12/8/21	22/--	W	64-59	Madison

LAST GAME VS. INDIANA

WISCONSIN 64, INDIANA 59

Dec. 8 | Kohl Center | Madison, Wis.

- Wisconsin overcame a 22-point deficit, trailing 42-20 in the first half, matching the largest comeback in program history.
 - The Badgers also erased a 22-point deficit to beat Ohio State on January 5, 1976.
- After allowing a first-half, season-high 42pts (54.8% FG, 5-8 3FG), UW limited IU to just 17 second-half points. IU shot just 22.6% FG in the 2H (including 0-5 3FG).
 - UW allowed 3pts the final 8:59 of the game, including 0 points in the final 3:00.
- Wisconsin won its 19th straight home game over Indiana, UW's second-longest streak vs. a Big Ten foe, trailing its active 21 game home win streak vs. Penn State.
- UW won its Big Ten opener for the 17th time in the last 19 seasons.
- **Johnny Davis** led UW with 23 points, his 5th game with at 20+ points this season.
- **Tyler Wahl** grabbed a season-high 12 rebounds, his 4th career game with 10+ boards. He also had 7 pts, 3 ast, 3 blk, 1 stl.
- **Chris Vogt** had season highs of 9 pts, 6 reb. He had a total of 7pts entering the game.
- **Brad Davison** finished with 8pts, 4reb, 3ast.

CHARTING THE BADGERS

LED UW IN SCORING

	2021-22	Career
Brad Davison	5 (4-1)	30 (23-7)
Johnny Davis	14 (11-3)	16 (13-3)
Steven Crowl	3 (3-0)	3 (3-0)
Tyler Wahl	2 (1-1)	3 (2-1)

LED UW IN REBOUNDING

	2021-22	Career
Johnny Davis	14 (10-4)	20 (14-6)
Tyler Wahl	4 (4-0)	13 (8-5)
Brad Davison	1 (0-1)	9 (4-5)
Steven Crowl	4 (4-0)	4 (3-0)
Chris Vogt	3 (3-0)	3 (3-0)
Ben Carlson	1 (1-0)	1 (1-0)
Jahcobi Neath	1 (1-0)	1 (1-0)

LED UW IN ASSISTS

	2021-22	Career
Brad Davison	11 (10-1)	40 (23-17)
Johnny Davis	11 (8-3)	14 (10-4)
Tyler Wahl	6 (6-0)	10 (9-1)
Chuckie Hepburn	10 (7-3)	10 (7-3)
Steven Crowl	6 (4-2)	6 (4-2)
Lorne Bowman	1 (1-0)	1 (1-0)
Jahcobi Neath	1 (1-0)	1 (1-0)
Chris Vogt	1 (1-0)	1 (1-0)

LED UW IN MINUTES

	2021-22	Career
Brad Davison	12 (10-2)	52 (39-13)
Johnny Davis	10 (8-2)	10 (8-2)
Tyler Wahl	5 (3-2)	5 (3-2)
Chuckie Hepburn	1 (1-0)	1 (1-0)

Record in those contests in parentheses

2021-22 LINEUP RECORD

Hepburn, Davison, Davis, Wahl, Crowl	18-3
Hepburn, Davison, Neath, Wahl, Crowl	1-0
Hepburn, Davison, Davis, Carlson, Crowl	0-1
Hepburn, Davison, Wahl, Carlson, Crowl	0-1

ACTIVE WIN/LOSS STREAKS

Overall	Lost 1
Vs. Unranked teams (AP)	Lost 1
Vs. Ranked teams (AP)	Won 1
At Home	Lost 1
At Home vs. Big Ten	Lost 1
At Home vs. ranked Big Ten	Loss 1
At Home vs. unranked Big Ten	Lost 1
At Home vs. non-conference	Won 3
At Home vs. ranked opp.	Loss 1
On Road	Won 1
On Road vs. Big Ten	Won 1
On Road vs. ranked opp.	Won 1
On Road vs. unranked opp.	Won 6
Neutral	Won 3
Neutral vs. ranked opp.	Won 1
Neutral vs. unranked opp.	Won 4

BIG TEN BEASTS

Over the last 20 seasons, Wisconsin has been one of the Big Ten's best programs.

- Wisconsin has won 5 Big Ten regular season titles since 2000 (2002, 2003, 2008, 2015 and 2020), trailing only Michigan State (8) for the most titles during that span.
- Overall, UW has 19 Big Ten titles, trailing only Purdue (24), Indiana (22) and Ohio State (20).
- Wisconsin has won 12+ B1G games in 10 of last 12 seasons, the most of any Big Ten team.
- Including this season, UW has now posted double-digit B1G wins in 19 of the last 21 years. The only team to do so.
- Since 2001-02 when Bo Ryan and Greg Gard arrived in Madison, UW has the most Big Ten wins and best win pct. at 252-117 (.683).

Big Ten Win Pct., Since 2001-02 (thru 2/12/22)

Team	W-L	Pct.
1. Wisconsin	252-117	.683
2. Michigan State	250-119	.678
3. Ohio State	228-139	.621
5. Purdue	218-152	.589
6. Maryland	85-62	.578

FEELING 20

With 1 more win, Wisconsin will reach the 20-win milestone for the 17th time in the last 20 years (since 2002-03 season).

- Wisconsin, MSU and OSU have all had 16, 20-win seasons since 2003 to lead the B1G.
- Greg Gard has four 20-win seasons on his ledger with a high of 27 wins in 2016-17, a mark that ranks 5th in UW history.

GARD'S GUIDANCE

"Greg Gard is sitting at that table for National Coach of the Year." - Matt Norlander (CBS), Jan. 7, 2022

In his 7th season as head coach, **Greg Gard** has guided the Badgers to one of their best starts. That's just the latest line on a resume that stacks up among the Big Ten's best of the last 40 years.

- Gard has guided the Badgers to a record of 138-75 (.648), the 4th-highest win total and 3rd-highest win percentage in UW annals.

Best Win Pct, Wisconsin Coaches (min. 50 wins)

Coach (School, Years)	Record	Pct.
1. Bo Ryan (2002-15)	364-130	.737
2. Walter Meanwell (1912-17, '21-34)	246-99	.712
3. Greg Gard (2016-present)	138-75	.648
4. Dick Bennett (1996-2000)	94-68	.580
5. Bud Foster (1935-59)	265-267	.498

- With a conference record of 79-49, Gard's .617 win percentage ranks 7th among Big Ten coaches of the last 40 years (since 1980).

Best Win Pct, B1G Coaches w/ 50+ Wins (since 1980)

Coach (School, Years)	Record	Pct.
1. Bo Ryan, WIS (2002-15)	172-68	.717
2. Bob Knight, IND (1972-2000)	353-151	.700
3. Tom Izzo, MSU (1995-)	320-147	.685
4. Thad Matta, OSU (2005-17)	150-78	.658
5. Mark Turgeon, MD (2015-21)	90-50	.643
6. Matt Painter, PUR (2005-)	190-113	.627
7. Greg Gard, WIS (2016-)	78-49	.617
8. Gene Keady, PUR (1981-05)	265-169	.611

(thru games played Feb. 9, 2022)

DAVISON BECOMING A LEGEND

Senior **Brad Davison** is back for a 5th season and enjoying the best season of a career that is shaping up to be one of the best in Wisconsin Basketball history.

- Davison is 1 of just 4 players in Wisconsin history to accumulate 1,500 points, 500 rebounds and 300 assists, joining Michael Finley, Nigel Hayes and Ethan Happ.
- With 5 3-pointers at Nebraska (1/27), Davison become Wisconsin's all-time 3-point leader. Davison now has 282 3FGs, surpassing Bronson Koenig (270) on the all-time chart.
- A Big Ten Co-Player of the Week (12/6), Davison is enjoying his finest offensive season, ranked 2nd on UW and 17th in the Big Ten avg 14.4 ppg.
- He leads UW with a 2.1 assist-to-turnover ratio, Davison has 48 assists to 23 turnovers.
- Davison has more than carried his weight this season. Since Dec. 1, Johnny Davis has scored below 19 points in 5 games. In those games, Davison averaged 17.5 ppg, shooting 46.2% FG and 43% 3FG (20-for-47).
- Davison is 4th in the Big Ten shooting 36.5% (35-96) from 3-point range during conference play, averaging 2.5 makes triples per game.
- On the season, Davison ranks 3rd in the B1G averaging a career-best 2.5 triples/game.
- Davison already has six 20-point games this season, most recently scoring 21 points at Nebraska (1/27). It's just the latest in a career full of signature performances:

DAVISON'S TOP-5 SCORING OUTINGS

- 30 pts (8 3s) at Nebraska in 2020
- 30 pts (7 3s) vs Michigan State in 2018
- 29 pts (5 3s) vs. N. Carolina in 2021 NAAs
- **27 pts (5 3s) at Georgia Tech on Dec. 1, 2021**
- 26 pts (6 3s) at Western Kentucky in 2019
- He's 2nd in the B1G shooting 87.1% (74-85) FT.
- For his career, Davison ranks 4th in UW history shooting 83.8% at the charity stripe.
- Davison has been an ironman during his Wisconsin career, appearing in all 152 games he has been eligible (148 straight starts).
- Davison has now climbed up to 8th place on Wisconsin's all-time scoring list and needs 28 points to pass Rick Olson to move into 7th:

CAREER POINTS

6.	1,745	Claude Gregory	1978-81
7.	1,736	Rick Olson	1983-86
8.	1,709	Brad Davison	2017-present
9.	1,545	Trent Jackson	1986-89
10.	1,533	Jordan Taylor	2009-12

- Davison also ranks in UW's career annals for:
 - 1st - Games Started (148)
 - 1st - Games Played (152)
 - 1st - 3-Pt Field Goals (282)
 - 1st - 3-Pt Field Goal Att. (783)
 - 1st - Minutes Played (4,828)
 - T-4th - Free Throw % (.838, 371-442)
 - 10th - Assists (322)
 - 10th - Steals (149)

2021-22 BIG TEN STANDINGS

Team	Conf.	Overall
Illinois (#13)	11-3	18-6
Purdue (#3)	11-4	22-4
Wisconsin (#14)	10-4	19-5
Michigan State (#17)	9-4	18-6
Ohio State (#16)	8-4	15-6
Rutgers	9-5	15-9
Iowa	7-6	17-7
Michigan	7-6	13-10
Indiana	7-7	16-8
Northwestern	5-9	12-11
Penn State	4-9	9-12
Minnesota	3-10	12-10
Maryland	3-11	11-14
Nebraska	1-13	7-18

RECORDS THRU FEB. 13, 2022

AP TOP 25 (WEEK 15 - 2/14/22)

Team	Record	Points
1 Gonzaga (56)	21-2	1496
2 Auburn (4)	23-2	1413
3 Arizona	22-2	1370
4 Kentucky	21-4	1350
5 Purdue	22-4	1163
6 Kansas	20-4	1151
7 Baylor	21-4	1148
8 Providence	21-2	1093
9 Duke	21-4	1073
10 Villanova	19-6	911
11 Texas Tech	19-6	858
12 Illinois	18-6	778
13 UCLA	17-5	711
14 Houston	20-4	700
15 Wisconsin	19-5	631
16 Tennessee	18-6	595
17 USC	21-4	554
18 Ohio State	15-6	503
19 Michigan State	18-6	485
20 Texas	18-7	410
21 Murray State	24-2	290
22 Wyoming	21-3	190
23 Arkansas	19-6	158
24 Connecticut	17-7	112
25 Alabama	16-9	80

Others receiving votes: Marquette 77, Xavier 51, Colorado State 29, Saint Mary's 22, LSU 18, Iowa 17, Notre Dame 17, SMU 14, Rutgers 10, Virginia 4, Miami (FL) 3, Boise State 3, Toledo 3, South Dakota State 3, Belmont 2, San Francisco 2, Vermont 1, Wake Forest 1

ALL-TOURNEY TYLER

"Tyler Wahl is one of the best defenders in the country. The box score doesn't truly indicate his value." - Jay Bilas, ESPN

- Wahl had ESPN's Jay Bilas singing his praises after an All-Tournament Team performance during the Maui Invitational in Las Vegas.
 - In 3 games, Wahl averaged 11.0 ppg (18 pts and 4 blk in championship game), plus 5.3 rpg.
- More recently, Wahl has found his scoring stride, scoring in double figures 11 of his last 13 games.
 - That includes a career-high 23 points last time out vs. Rutgers (2/12). Wahl shot 9-for-14 from the floor, including 1-1 3FG, 4-5 FT. He also tallied 3 rebounds, 2 assists and 2 steals.
 - Wahl also had 20-point outings at Maryland (21 pts) and vs. #16 Ohio State (20 pts), which marked the first 20-pt games of his career.
 - Wahl scored the game-winning basket with 31sec left to beat Penn State, 51-49, on Feb. 5.
- He did not play vs. Michigan St (1/21) - injury.
- On the year, Wahl ranks 3rd on the team in scoring (11.6 ppg) and 2nd in rebounding (5.7 rpg). He leads the team shooting 52.6% FG.
- Wahl also leads UW with 20 blocks this year.
- Wahl has improved in each of his 3 seasons:

Wahl Year-by-Year

Year	PPG	RPG	FG%	FT%
2019	2.6	2.6	.430	.389
2020	5.2	4.3	.436	.567
2021	11.6	5.7	.526	.700

BATTLE-BACK BADGERS

"Hopefully nobody left early. If they did, that will teach them not to give up on this team."

Those were the words from head coach **Greg Gard** after the Badgers' historic 22-point comeback win over Indiana. Wisconsin has shown an impressive resiliency all season long.

- UW has won 4 games when trailing by double digits this season, including 3 second-half comebacks of 10+ points.
 - UW has 3 second-half, double-digit comebacks for the first time in the same season since 1999-00. That year, UW came back from 15 (vs. ILL), 13 (at IOWA) and 12 points (vs. IND).
- Against Indiana, Wisconsin was down by as many as 22 points, including 18 in the second half before pulling out a 64-59 win.
 - UW's 22-pt comeback matched the largest in school history. UW also erased a 22-point deficit in an 82-81 OT win vs. Ohio State in 1976.
 - In that game, the Badgers also equaled the team's greatest 2nd-half comeback (18).

- UW trailed Nicholls by 12 points with 18:40 left in the 2nd half before winning, 71-68.
- In the Maui Invitational championship game, the Badgers trailed Saint Mary's by 10 (37-27) with ~16:00 left before claiming a 61-55 win.
- Wisconsin trailed Texas A&M by 16 (26-10) in the first half, before putting together a 51-9 run to storm back for a 69-58 win.

TOP-10 TAKEDOWNS

Wisconsin's win at No. 3 Purdue (1/3) was just the latest in a long line of top-10 takedowns under head coach Greg Gard.

- UW has 9 wins over top-10 teams under Gard, including 6 away from home (4 on the road):

Wins Over Top-10 Opponents Under Greg Gard

Opponent	Score	Date
#3 at Purdue	74-69	1/3/22
#5 at Ohio State	61-57	1/3/20
#2 Michigan	64-54	1/19/19
#6 Purdue	57-53	2/14/18
#1 vs. Villanova (NCAA)	65-62	3/18/17
#9 vs. Xavier (NCAA)	66-63	3/20/16
#8 at Iowa	67-59	2/24/16
#2 at Maryland	70-57	2/13/16
#4 Michigan State	77-76	1/17/16

BY ANY MEANS NECESSARY

Wisconsin is off to its best start in years and has done so by winning in a variety of ways.

- **Wire-to-wire:** Never trailed vs. Ohio State or Houston and led for the final 38:05 vs. Iowa.
- **Rally from behind:** Matched the largest comeback in school history by erasing a 22-point deficit vs. Indiana, plus a 16-point hole vs. Texas A&M, 12-point deficit vs. Nicholls, 10-point deficit against Saint Mary's and a 7-point second-half deficit at Purdue.
- **Win big:** Double-digit wins over Ohio State (10), Marquette (13) and Texas A&M (11).
- **Win close:** 10-1 in games decided by 6 or fewer points.
- **Win with offense:** UW scored over 80 in wins against Marquette, Iowa and Northwestern an 78 points vs. OSU.
- **Win with defense:** UW held Indiana, Penn State, Saint Mary's and Texas A&M under 60 points.

CHUCKY AT THE POINT

"Chucky brings a vision and a feel to the floor that we've only had with a few guys the 20 years I've been here...He's a natural at it." - Greg Gard

- True freshman point guard **Chucky Hepburn** has proven to be wise beyond his years, starting every game for the Badgers this season.
- In last Tuesday's win at #17 Michigan State, Hepburn scored 11 points and dished out 3 assists with zero turnovers in 30 minutes.
- Hepburn is maintaining a 1.6 assist-to-turnover ratio with 49 dimes and 31 turnovers.
- Since 2010, Hepburn trails only Josh Gasser and D'Mitrik Trice for the best assist-to-turnover ratio by a Badger in his freshman season.

Assist-to-Turnover Ratio in First Season (min. 30 ast)

Player (Years)	Ast	TO	Ratio
1. Josh Gasser (2010-11)	75	30	2.5
2. D'Mitrik Trice (2016-17)	63	37	1.7
3. Chucky Hepburn (2021-22)	49	31	1.6
4. Brad Davison (2017-18)	83	59	1.4

- Named Big Ten Co-Freshman of the Week (12/6), Hepburn leads the team in steals (29) and ranks 2nd for UW in assists (49).
 - Hepburn is 80.0% (28-35) at the FT line.
- He has scored double figures 8x this season, including a career-high 15 pts vs. Marquette (12/4) and 14 pts at Northwestern (1/18).
- Hepburn became the first true freshman to start in a season opener for Wisconsin since Devin Harris in 2001-02.
 - He became just the 5th UW freshman to score in double figures (13pts) in the season opener since 2000.

CROWL COMING ON

Playing 12 games and a total of 39 minutes last season, sophomore forward **Steven Crawl** has started all 24 games this season, continuing to develop and grow his game with experience.

- Crawl has reached double-figure scoring in 5 of the last 8 games for Wisconsin. He's scored 9+ points in 9 of the last 11 games.
- Wisconsin is 10-1 in games this season when Crawl scores in double figures.
- Crawl ranks 2nd for UW shooting 49.7% FG. In Big Ten play, that number climbs to 54.0% FG (47-87).
- He is shooting 78.4% (29-37) at the free throw line, including 86.7% in Big Ten play.
- Crawl led UW in scoring vs. Penn State (2/5), finishing with 13 pts and a career-high 5 ast.
- Crawl scored a season-high 21 points vs. Illinois State (12/29), shooting 7-for-8 FG (2-2 3FG). He also grabbed 7 rebounds that game.

MAUI INVITATIONAL CHAMPS

Wisconsin claimed its first-ever Maui Invitational championship last week in Las Vegas. UW became the first Big Ten school to win the Maui Invitational since Illinois in 2012.

- **Johnny Davis** was named tournament MVP after averaging 23.7 ppg and 6.7 rpg.
- **Tyler Wahl** averaged 11.0 ppg and 5.3 rpg to earn All-Tournament honors.

WISCONSIN 69, TEXAS A&M 58

- Trailing by as many as 16 in the first half, UW used two big runs of 15-1 and 15-3 to take the lead never look back in the win.
- Davis tallied a career-high 20 points and 9 rebounds, with Davison adding 19 points (6-6 FT) and 7 rebounds.

WISCONSIN 65, #12 HOUSTON 63

- Wisconsin jumped to a 13-0 lead and shot a season-high 49.6% FG (57.1% in 1H). The Badgers turned it over just 9 times. Houston entered averaging 17.0 forced TOs per game.

- UW held Houston to just 20 first-half points.
- Davis scored a then-career-high 30 points, while Davison and Wahl each added 9 points.

WISCONSIN 61, SAINT MARY'S 55

- UW erased a 10-point second-half deficit (37-27 with 15:58 left).
- Davis had 20 points and 7 rebounds, while Tyler Wahl added a career-high 18 points, 5 rebounds and 4 blocks.

NEW FACES, NEW PLACES

Wisconsin has plenty of new faces, plus familiar ones in new places, that are making their mark:

- UW's roster features 12 underclassmen, tied with Nebraska for most in the Big Ten. It marks UW's largest group of underclassmen in at least 20 years (going back to 2001-02).
- Freshman G **Chucky Hepburn** became the first true freshman to start in a season opener for Wisconsin since Devin Harris in 2001-02.
 - He also became just the 5th UW freshman to score in double figures (13 points) in the season opener since 2000.
- Sophomore G **Johnny Davis**, a starter for the first time in his career, is the only player in the Big Ten leading his team in points (20.3 ppg), rebounds (8.2 rpg) and assists (2.5 apg). Davis also ranks 2nd on the team in steals (28).
- Sophomore F **Steven Crawl** played 12 games and a total of 39 minutes last season. This season, he's started all 24 games averaging 9.1 ppg and shooting 49.7% FG (2nd for UW).
- 5 different Badgers have made their first career start this season: **Chucky Hepburn, Ben Carlson, Steven Crawl, Johnny Davis** and **Jahcobi Neath**.
 - Jahcobi Neath made his first start as a Badger vs. Nicholls State (12/15), tallying 9 pts (3-6 FG, 1-1 3FG), 7 reb and 2 ast.

WINNING AT WISCONSIN

With a record of 19-5, the Badgers are nearing the 20-win mark this season. Since 2003, Wisconsin has won at least 20 games in 16 of 19 seasons, including a school-record 36 wins in 2014-15.

Greg Gard has four 20-win seasons on his ledger with a high of 27 wins in 2016-17, a mark that ranks 5th in UW history.

Wisconsin Record Book, Single-Season Wins

1.	36	2014-15	10.	24	2002-03
2.	31	2007-08		24	2009-10
3.	30	2006-07	12.	23	2012-12
	30	2013-14		23	2018-19
5.	27	2016-17	14.	22	2015-16
6.	26	2011-12		22	1998-99
7.	25	2004-05		22	1999-00
8.	25	2010-11	17.	21	2019-20
	25	2003-04	18.	20	1915-16
				20	2040-41

BADGERS' ATTENDANCE IS B1G

- This season, the Badgers have played in front of an average of 16,149 fans at their home games this season. That leads the Big Ten and ranks 7th nationally.
- Including the last season in which fans were allowed (2019-20), Wisconsin has led the Big Ten in attendance in 14 of the last 18 seasons and has finished among the nation's top 7 in each of the last 20 years.

UW Attendance (Kohl Center era: 1998-2022)

Year	Average	B1G Rank	NCAA
1997-98*	13,335	7th	22nd
1998-99	15,770	2nd	10th
1999-00	16,163	3rd	11th
2000-01	16,811	2nd	7th
2001-02	15,528	3rd	6th
2002-03	16,930	1st	6th
2003-04	17,142	1st	6th
2004-05	17,142	1st	5th
2005-06	17,142	1st	7th
2006-07	17,190	2nd	7th
2007-08	17,190	1st	7th
2008-09	17,230	1st	6th
2009-10	17,230	1st	6th
2010-11	17,230	1st	7th
2011-12	17,181	1st	5th
2012-13	16,843	2nd	7th
2013-14	17,104	2nd	7th
2014-15	17,279	1st	5th
2015-16	17,287	2nd	6th
2016-17	17,287	1st	6th
2017-18	17,272	1st	5th
2018-19	17,170	1st	5th
2019-20	16,912	1st	6th
2020-21^	--	--	--
2021-22	16,149	1st	7th

* Wisconsin played 8 of its 15 home games at the UW Field House (capacity 11,500)

^ Wisconsin did not allow spectators due to the COVID-19 pandemic

WISCONSIN BASKETBALL RECORD BOOK WATCH

INDIVIDUAL CAREER

POINTS			
1.	2,217	Alando Tucker	2003-07
2.	2,147	Michael Finley	1992-95
3.	2,130	Ethan Happ	2016-19
4.	1,857	Nigel Hayes	2014-17
5.	1,854	Danny Jones	1987-90
6.	1,745	Claude Gregory	1978-81
7.	1,736	Rick Olson	1983-86
8.	1,709	Brad Davison	2017-present
9.	1,545	Trent Jackson	1986-89
10.	1,533	Jordan Taylor	2009-12
11.	1,532	Mike Wilkinson	2002-05
12.	1,459	Bronson Koenig	2014-17
13.	1,458	Frank Kaminsky	2012-15
14.	1,454	Kirk Penney	2000-03
15.	1,430	D'Mitrik Trice	2016-2021
16.	1,425	Devin Harris	2002-04
17.	1,408	Clarence Sherrod	1969-71
18.	1,405	Cory Blackwell	1982-84
19.	1,376	Jon Leuer	2008-11
20.	1,363	Sam Dekker	2013-15

3-POINT FIELD GOALS			
1.	282	Brad Davison	2017-present
2.	270	Bronson Koenig	2014-17
3.	244	D'Mitrik Trice	2016-2021
4.	235	Ben Brust	2011-14
5.	227	Tim Locum	1988-91
6.	217	Kirk Penney	2000-03
7.	213	Michael Finley	1992-95
8.	212	Jason Bohannon	2007-10
9.	193	Trent Jackson	1986-89
10.	187	Devin Harris	2002-04

3-POINT FIELD GOAL ATTEMPTS			
1.	783	Brad Davison	2017-present
2.	695	Bronson Koenig	2014-17
3.	641	D'Mitrik Trice	2016-2021
4.	631	Michael Finley	1992-95
5.	606	Ben Brust	2011-14
6.	561	Kirk Penney	2000-03

ASSISTS			
7.	344	Mike Kelley	1998-01
8.	335	Tom Molaski	1986-89
9.	322	Brad Davison	2017-present
10.	319	Nigel Hayes	2014-17
11.	311	Mark Vershaw	1998-01

STEALS			
7.	168	Michael Finley	1992-95
8.	164	Devin Harris	2002-04
9.	151	Trent Jackson	1986-89
10.	149	Brad Davison	2017-present
11.	133	Hennessy Auriantal	1996-99
	133	Nigel Hayes	2014-17

FREE THROWS			
5.	408	Clarence Sherrod	1969-71
	408	Danny Jones	1987-90
7.	394	Mike Wilkinson	2002-05
8.	373	Jordan Taylor	2009-12
9.	371	Brad Davison	2017-present
10.	369	Ethan Happ	2016-19
11.	362	Devin Harris	2002-04
12.	334	Trevon Hughes	2007-10

FREE THROW PCT. (MIN. 175 FTAS)			
1.	.870	Rick Olson (260-299)	1983-86
2.	.856	Tim Locum (166-194)	1988-91
3.	.848	Jason Bohannon (228-269)	2007-10
4.	.839	Brad Davison (371-442)	2017-present
5.	.837	Josh Gasser (292-349)	2011-15
6.	.817	Wes Matthews (273-334)	1978-80
7.	.814	Bronson Koenig (193-237)	2014-17

GAMES STARTED			
1.	148	Brad Davison	2017-present
2.	144	Josh Gasser	2011-15
3.	139	Ethan Happ	2016-19
4.	126	Alando Tucker	2003-07
5.	116	Mike Kelley	1998-01
6.	112	Rick Olson	1983-86
	112	Michael Finley	1992-95
	112	Nigel Hayes	2014-17
9.	109	Andy Kowske	1998-01
	109	Danny Jones	1987-90

GAMES PLAYED			
1.	152	Brad Davison	2017-present
2.	150	Nigel Hayes	2014-17
3.	148	Josh Gasser	2011-15
	148	Bronson Koenig	2014-17
5.	144	Frank Kaminsky	2012-15
6.	143	D'Mitrik Trice	2018-21
7.	139	Ethan Happ	2016-19
8.	136	Joe Krabbenhoft	2006-09
	136	Jordan Taylor	2009-12
10.	135	Jason Bohannon	2007-10
	135	Khalil Iverson	2016-19

MINUTES PLAYED			
1.	4,828	Brad Davison	2017-present
2.	4,774	Josh Gasser	2011-15
3.	4,446	Nigel Hayes	2014-17
4.	4,297	Alando Tucker	2003-07
5.	4,125	D'Mitrik Trice	2016-2021
6.	4,115	Ethan Happ	2016-19
7.	4,075	Bronson Koenig	2014-17
8.	4,023	Mike Wilkinson	2002-05
9.	3,962	Rick Olson	1983-86
10.	3,950	Jordan Taylor	2009-12

COACHING WINS, OVERALL			
1.	364-130 (.737)	Bo Ryan (2002-15)	
2.	265-267 (.498)	Harold Foster (1935-59)	
3.	246-99 (.712)	Walter Meanwell (1912-17, '21-34)	
4.	138-75 (.648)	Greg Gard (2016-present)	
5.	128-165 (.437)	Steve Yoder (1983-92)	
6.	100-114 (.467)	John Erickson (1960-68)	
7.	94-68 (.580)	Dick Bennett (1996-00)	

COACHING WINS, BIG TEN			
1.	172-68 (.717)	Bo Ryan (2002-15)	
2.	158-80 (.660)	Walter Meanwell (1912-17, '21-34)	
3.	143-182 (.440)	Harold Foster (1935-59)	
4.	79-49 (.622)	Greg Gard (2016-present)	
5.	52-74 (.413)	John Erickson (1960-68)	

INDIVIDUAL SEASON

SCORING AVERAGE			
1.	23.8	Clarence Sherrod	1970-71
2.	22.7	Joe Franklin	1967-68
3.	22.4	Clarence Sherrod	1969-70
4.	22.1	Michael Finley	1992-93
5.	20.5	Michael Finley	1994-95
6.	20.3	Johnny Davis	2021-22

TEAM SEASON

FEWEST TURNOVERS PER GAME - TEAM			
1.	7.4	296 in 40 games	2014-15
2.	7.6	258 in 34 games	2010-11
3.	8.1	307 in 38 games	2013-14
4.	8.4	201 in 24 games	2021-22
5.	8.8	289 in 33 games	2009-10
6.	8.9	320 in 36 games	2011-12

INDIVIDUAL SINGLE GAME

3-POINT FIELD GOALS			
1.	8	Bronson Koenig vs. Va. Tech	3/16/17
	8	Brad Davison at Nebraska	2/15/20
3.	7	15 times; Most recent:	
		D'Mitrik Trice vs. Oklahoma	11/22/18

BIG TEN RECORDS – CAREER

3-POINT FIELD GOALS			
6.	327	Cory Bradford (Illinois)	1998-02
7.	320	Craig Moore (Northwestern)	2006-09
8.	317	Talor Battle (Penn State)	2008-11
9.	308	Joe Crispin (Penn State)	1998-01
10.	306	Chris Hill (Michigan St)	2001-05
--	295	Trent Frazier (Illinois)	2017-present
--	282	Brad Davison (Wisconsin)	2017-present

COACHING WINS, BIG TEN			
31.	86-68 (.558)	O.B. Cowles, MINN	1948-59
32.	83-89 (.483)	Jim Dutcher, MINN	1975-86
33.	81-48 (.628)	Mark Turgeon, MD	2011-19
34.	79-49 (.622)	Greg Gard, WIS	2016-present
35.	72-41 (.637)	Bucky O'Connor, IOWA	1952-58
36.	70-150 (.318)	Bill Carmody, NU	2000-13



THE GARD FILE

■ Career Record (7th Season): 138-75 (.648)

- Record at Wisconsin (7th Season): 138-75 (.648)
- Big Ten Record (7th Season): 79-49 (.617)
- NCAA Tournament Appearances/Record: 4 / 5-4 (.556)
- Hometown: Cobb, Wis.
- Alma Mater: UW-Platteville, 1995 (Physical & Health Ed)
- Master's Degree: UW-Platteville, 2007 (Counselor Ed)
- Family: Wife, Michelle
Daughters, Mackenzie and Peyton; Son, Isaac

COACHING EXPERIENCE

Position	School	Years
Assistant Coach	Southwestern (Wis.) HS	1990-93
Assistant Coach	Platteville (Wis.) HS	1993-94
Assistant Coach	UW-Platteville	1993-99
Assistant Coach	UW-Milwaukee	1999-01
Assoc. Head Coach	Wisconsin	2001-15
Head Coach	Wisconsin	2015-Present

CAREER HIGHLIGHTS

Date	Highlight
Dec. 15, 2015	Assumed role of interim head coach upon the retirement of Bo Ryan
Dec. 23, 2015	First career win, 84-79, vs. Green Bay
Jan. 2, 2016	First Big Ten win, 79-57, vs. Rutgers
Jan. 17, 2016	First ranked win, 77-76, vs. #4 MSU
Jan. 26, 2016	UW claimed 82-79 overtime win over eventual Big Ten champion #19 Indiana
Feb. 13, 2016	First road win over ranked team, 70-57, at #2 Maryland
March 7, 2016	Officially named Wisconsin head coach
March 18, 2016	First NCAA tournament win, 47-43, against 10th-seeded Pittsburgh
April 4, 2016	Jim Phelan National Coach of the Year
March 18, 2017	Led UW to its fourth-ever win over No. 1 team in the nation with a 65-62 victory over top-seeded Villanova in NCAA tournament second round
Feb. 15, 2018	UW tallied sixth top-10 win in three seasons under Gard (#6 Purdue, 57-53)
Jan. 19, 2019	UW tops #2 Michigan, 64-54
Jan. 3, 2020	UW won at #5 Ohio State, 61-47
March 7, 2020	Leads UW to Big Ten championship with 60-56 win at Indiana
Nov. 24, 2021	UW wins first Maui Invitational title
Jan. 3, 2022	UW wins at #3 Purdue, 74-69

Greg Gard, a coaching veteran of 30-plus years, enters his seventh season leading the Wisconsin men's basketball program in 2021-22 after proving himself as one of the best head coaches in the Big Ten. Gard earned 2020 Big Ten Coach of the Year honors after leading the Badgers to the regular season conference championship in 2019-20.

Wisconsin's incredible postseason success hasn't wavered on Gard's watch either, participating in the NCAA tournament in five of his first six seasons (Big Ten automatic qualifier status in canceled 2020 Big Dance, due to COVID pandemic). Most recently in 2020-21, Gard led the Badgers to an NCAA tournament first-round win over North Carolina, advancing UW to the second round of the NCAA tournament for the fifth time in its last six trips to The Big Dance.

Gard's postseason ledger includes a pair of Sweet 16 appearances in each of his first two seasons at the helm. In fact, Gard is just the third coach in the last 20 years to pilot his team to the Sweet 16 in each of his first two seasons, joining UCLA's Steve Lavin (1996-97) and Gonzaga's Mark Few (2000-01).

In his first six seasons as head coach, Gard posted a record of 119-70, the second-fastest (157 games) Wisconsin coach to 100 overall wins in the NCAA tournament era. He also guided UW to a conference record of 69-45. His .605 conference win percentage ranked eighth among Big Ten coaches the last 40 years.

After initially taking over on an interim basis midway through the 2015-16 season, Gard would go on to win the Jim Phelan National Coach of the Year Award that season and was officially named head coach of the Badgers on March 7, 2016. Through six seasons, Gard has already risen to fifth on the school's all-time wins list and owns the third-best win percentage in Wisconsin program history.

The 2020-21 season brought unprecedented challenges due to the global COVID-19 pandemic, but the leadership of Gard and his staff helped navigate the Badgers to an NCAA tournament appearance. The Badgers finished the season 18-13 overall (10-10 Big Ten), highlighted with an 85-62 win over North Carolina in the first round of the NCAA tournament.

Gard's leadership during the 2019-20 season might have been his best. After opening 5-5 overall and 5-5 in the Big Ten, Wisconsin won nine of its last 10

games, including its final eight games of the season to win a share of the 2020 conference championship and claim the No. 1 seed for the later canceled Big Ten tournament. During that run, UW knocked off No. 14 Michigan State, won at No. 19 Michigan and closed the season with a win at Indiana to clinch the title.

In his inaugural season as head coach, Gard led the Badgers to the 2016 NCAA Tournament Sweet 16, becoming just the second-ever first-year coach to win the Jim Phelan National Coach of the Year award. He followed that up by leading UW to the fifth-highest single-season win total in school history (27-10) and making a second-consecutive visit to the Sweet 16.

Gard's Badgers would follow that up with another 12-6 conference campaign in 2017, finishing second in both the regular season and the Big Ten tourney. UW capped off its 27-win season with a signature win in the NCAA tournament, knocking off the nation's No. 1 team Villanova, 65-62, to advance to the Sweet 16.

In 2018-19, Gard piloted the Badgers back to the Big Dance, posting a 23-11 overall record and 14-6 in the Big Ten. UW won 14 conference games for just the 3rd time in school history.

During his tenure as head coach, Gard has helped a pair of players reach first-team All-Big Ten status: Nigel Hayes in 2016 and third-team All-American Ethan Happ received the distinction in both 2017, 2018 and 2019.

Gard served as an assistant at Wisconsin for 14-plus seasons, including the final seven as the associate head coach. Gard served as the Badgers' recruiting coordinator in addition to constructing future game schedules and director of the Badger Boys Basketball Camps.

Gard helped guide the Badgers to back-to-back Final Fours in 2014 and 2015, and in 2015 UW reached its first national championship game since 1941.

In fact, Gard has been on the bench for each of the top 13 winningest seasons at Wisconsin.

Prior to coming to Wisconsin in 2001, Gard spent the previous two seasons as Ryan's assistant at UW-Milwaukee. Previously, Gard served as an assistant coach to Ryan at UW-Platteville from 1993-99. During Gard's years on the Pioneer staff, UW-Platteville compiled a 161-13 (.925) record and won three NCAA Division III titles, five straight Wisconsin Intercollegiate Athletic Conference (WIAC) championships and appeared in six consecutive NCAA tournaments.

GARD YEAR-BY-YEAR

Year	School	Record	Pct.	Conf.	Record	Place	Postseason
2015-16	Wisconsin	15-8	.652	Big Ten	12-6	T-3rd	NCAA Sweet 16
2016-17	Wisconsin	27-10	.730	Big Ten	12-6	T-2nd	NCAA Sweet 16
2017-18	Wisconsin	15-18	.455	Big Ten	7-11	9th	--
2018-19	Wisconsin	23-11	.676	Big Ten	14-6	4th	NCAA First Round
2019-20	Wisconsin	21-10	.677	Big Ten	14-6	T-1st	Postseason canceled
2020-21	Wisconsin	18-12	.600	Big Ten	10-10	6th	NCAA Second Round
2021-22	Wisconsin	19-5	.792	Big Ten	10-4	--	
Totals (7 seasons)		138-75	(.648)		79-49	(.622)	4 NCAA appearances

GARD vs. DIVISION I TEAMS

Team	Home	Away	Neut.	Total	Team	Home	Away	Neut.	Total
Arkansas-Pine Bluff	1-0	0-0	0-0	1-0	North Carolina	0-0	0-0	1-1	1-1
Baylor	0-0	0-0	0-2	0-2	North Carolina State	1-0	0-1	0-0	1-1
Central Arkansas	1-0	0-0	0-0	1-0	Northwestern	3-2	4-1	1-0	7-3
Chicago State	2-0	0-0	0-0	2-0	Notre Dame	0-0	0-0	0-1	0-1
Coppin State	1-0	0-0	0-0	1-0	Ohio State	4-2	2-2	0-0	6-4
Creighton	0-0	0-1	0-0	0-1	Oklahoma	1-0	0-0	1-0	2-0
Eastern Illinois	2-0	0-0	0-0	2-0	Oregon	0-0	0-0	0-1	0-1
Florida	0-0	0-0	0-1	0-1	Penn State	4-0	4-1	1-0	9-1
Florida A&M	1-0	0-0	0-0	1-0	Pittsburgh	0-0	0-0	1-0	1-0
Georgetown	0-0	0-0	1-0	1-0	Prairie View A&M	1-0	0-0	0-0	1-0
Georgia Tech	0-0	1-0	0-0	1-0	Providence	0-0	0-0	0-0	0-1
Grambling State	1-0	0-0	0-0	1-0	Purdue	2-2	1-5	0-0	3-7
Green Bay	6-0	0-0	0-0	6-0	Rhode Island	1-0	0-0	0-0	1-0
Houston	0-0	0-0	1-0	1-0	Rider	1-0	0-0	0-0	1-0
Houston Baptist	1-0	0-0	0-0	1-0	Richmond	0-0	0-0	0-1	0-1
Idaho State	1-0	0-0	0-0	1-0	Rutgers	4-1	1-2	1-0	6-3
Illinois	3-2	4-2	0-0	7-4	St. Francis Brooklyn	1-0	0-0	0-0	1-0
Illinois State	1-0	0-0	0-0	1-0	Saint Mary's	0-0	0-0	1-1	1-1
Indiana	6-0	2-2	1-0	9-2	Savannah State	1-0	0-0	0-0	1-0
Iowa	2-2	2-3	0-1	4-6	South Carolina State	1-0	0-0	0-0	1-0
Louisville	1-0	0-0	0-0	1-0	Stanford	0-0	0-0	1-0	1-0
Loyola	1-0	0-0	0-0	1-0	Syracuse	1-0	0-0	0-0	1-0
Marquette	2-1	1-2	0-0	3-3	Temple	0-0	0-1	0-0	0-1
Maryland	3-2	3-2	1-0	7-4	Tennessee	0-0	1-0	1-0	2-0
UMass Lowell	1-0	0-0	0-0	1-0	Texas A&M	0-0	0-0	1-0	1-0
McNeese State	1-0	0-0	0-0	1-0	UCLA	0-0	0-0	0-1	0-1
Michigan	3-2	1-3	0-1	4-6	Villanova	0-0	0-0	1-0	1-0
Michigan State	2-3	2-4	0-2	4-9	Virginia	0-0	0-1	0-1	0-2
Milwaukee	2-0	0-0	0-0	2-0	Virginia Tech	0-0	0-0	1-0	1-0
Minnesota	5-1	3-1	0-0	8-2	Western Kentucky	1-0	0-1	0-0	1-1
Nebraska	3-1	5-1	1-1	9-3	Xavier	0-1	1-0	1-0	2-1
New Mexico	0-0	0-0	0-1	0-1	Yale	1-0	0-0	0-0	1-0
Nicholls	1-0	0-0	0-0	1-0	Total	82-23	38-36	18-16	138-75

HOME SWEET HOME

The Badgers are VERY good at the Kohl Center



WISCONSIN AT HOME SINCE 2001-02

295-47 (.865)	Overall Home Record
149-33 (.823)	vs. Big Ten teams
146-14 (.913)	vs. non-conference teams
111-14 (.895)	vs. unranked Big Ten teams
47-23 (.671)	vs. teams ranked in the AP top 25
35-5 (.875)	vs. in-state teams
Win Streak	vs. IND (16-0), PSU (15-0)
One-loss	vs. NEB (5-1)
Two-loss	vs. MINN (15-2), MICH (13-2), IOWA (13-2), MARY (3-2)

NCAA'S TOUGHEST VENUES

Since the Kohl Center opened in 1998, Wisconsin has been nearly unbeatable on its home floor. In fact, among active venues, the Kohl Center is among the toughest for road teams to come in and steal a win.

Team	Record	Pct.
1. Gonzaga (McCarthy Center)	241-15	.941
2. Kentucky (Rupp Arena)	628-77	.891
3. Kansas (Allen Fieldhouse)	822-116	.876
4. Oregon (Matthew Knight Arena)	176-25	.876
5. Belmont (Curb Events Center)	216-31	.875
6. Michigan State (Breslin Center)	443-66	.870
7. UCLA (Pauley Pavilion)	784-128	.860
8. Xavier (Cintas Center)	284-48	.855
9. Wisconsin (Kohl Center)	325-58	.849
10. Louisville (KFC Yum! Center)	178-34	.840

(games through Feb. 2, 2022)

STREAKING

Of the 9 longest home streaks in school history, 5 have come in the last 18 seasons, including a record 38-game home win streak from 2002 to 2005.

No.	Began	Ended
38	12/7/2002 (UNLV)	1/25/2005 (ILL)
33	3/8/1911 (NW)	1/23/1915 (Chic.)
28	2/8/2006 (IND)	12/8/2007 (Marq.)
24	1/14/1929 (IND)	2/14/1931 (MIN)
23	2/13/2010 (IND)	12/3/2011 (Marq.)
19	1/17/2016 (MSU)	2/12/2017 (NW)
18	2/27/1909 (PUR)	3/1/1911 (MIN)
18	2/19/1915 (PUR)	1/26/1917 (Chic.)
18	2/5/2009 (ILL)	2/9/2010 (ILL)

- Since the 2001-02 season when **Greg Gard** first joined staff, Wisconsin has compiled a 295-47 (.865) record at the Kohl Center.
- Over the last 21 seasons, UW is 149-33 (.823) in Big Ten home games, the best mark in the conference.
- Over the last 21 seasons, 216 of the Badgers' 295 home wins have come by at least 10 points (73.2 percent).
- Wisconsin has trailed at halftime in only 74 of 342 home games (21.6%) since 2001-02. UW has come back to win 42 of those 74 games (56.8%).
- In 2019-20, the Badgers led the Big Ten and ranked 6th nationally in attendance, selling out nearly every game (16,912 per game). UW has led the Big Ten in attendance 14 of the last 18 seasons and finished among the nation's top 7 in each of the last 20 years.

BIG KOHL CENTER WINS

Most memorable home wins since opening in 1998:

Jan. 17, 1998 - UW 56, Northwestern 33

First-ever game in the Kohl Center

Dec. 1, 2001 - UW 70, UW-Green Bay 57

Bo Ryan's first victory at the Kohl Center

Dec. 22, 2001 - UW 86, #14 MU 63

Kirk Penney scores 33 points in UW's first win over a ranked team under Bo Ryan

Jan. 5, 2002 - UW 72, #7 Illinois 66

Ryan's first win over a top-10 team at UW

Feb. 27, 2002 - UW 74, Michigan 54

UW clinches share of first Big Ten title since '47

Dec. 7, 2002 - UW 91, UNLV 74

UW begins school-record 38-game home win streak - Alando Tucker 24 points, 18 rebounds

March 5, 2003 - UW 60, #14 Illinois 59

Devin Harris makes 1-of-2 FTs with 0.4 seconds left to clinch outright Big Ten title

Dec. 23, 2004 - UW 85, UNC Green. 53

UW wins school-record 34th-straight home game

Jan. 16, 2005 - UW 62, #15 Mich. St. 59

Wisconsin overcomes 8-point deficit with 1:58 remaining to win its 38th-straight home game

Feb. 9, 2005 - UW 72, Iowa 69

UW overcomes a 13-point deficit with 12:27 remaining

March 1, 2005 - UW 62, Indiana 60

Alando Tucker scores putback as time expires

Feb. 15, 2006 - UW 78, #12 Ohio St. 73

UW overcomes a 9-pt halftime deficit to beat No. 12 OSU

Dec. 16, 2006 - UW 89, #2 Pitt 75

Alando Tucker and Brian Butch combine for 59 pts

Jan. 9, 2007 - UW 72, #5 Ohio St. 69

UW wins first matchup in school history of top-5 teams

March 3, 2007 - UW 52, Michigan St. 50

Kammron Taylor wins it on 3FG with 3.9 seconds left

Dec. 2, 2009 - UW 73, #6 Duke 69

Trevon Hughes scores 26 as UW's win clinches Big Ten's first Big Ten/ACC title

Jan. 9, 2010 - UW 73, #4 Purdue 66

Jordan Taylor (23) and Jason Bohannon (20) help end Purdue's undefeated season

Feb. 2, 2010 - UW 67, #5 Michigan State 49

Badgers end MSU's 9-0 Big Ten start

Feb. 12, 2011 - UW 71, #1 Ohio State 67

Stopped OSU's 24-0 start and UW's first win over AP No. 1 since 1962

Feb. 9, 2013 - UW 65, #2 Michigan 62 (OT)

Ben Brust's half-court buzzer-beater sends game to overtime where UW wins

Nov. 19, 2013 - UW 103, North Dakota 85

UW's first 100-point game since '95, Frank Kaminsky scores UW record 43 points

Feb. 9, 2014 - UW 60, #8 Michigan State 58

Treavon Jackson hits game-winning jumper with 2.1 seconds left in Bo Ryan's 150th Big Ten win

March 1, 2015 - #6 UW 68, Michigan State 61

UW claims 18th Big Ten championship and the 4th under Bo Ryan as Frank Kaminsky scores 31

Dec. 23, 2015 - UW 84, Green Bay 79

Greg Gard's first win as interim head coach

Jan. 17, 2016 - UW 77, #4 Michigan State 76

Gard's first ranked win, Koenig/Hayes total 52 pts

Feb. 15, 2018 - UW 57, #6 Purdue 53

Ethan Happ tallies 21 pts and 12 reb as Badgers raise Frank Kaminsky's No. 44 into rafters

Jan. 19, 2019 - UW 64, #2 Michigan 54

UW knocks off 17-0 Michigan behind 26 points, 10 rebounds and 7 assists from Ethan Happ

Feb. 1, 2020 - UW 64, #14 Michigan State 63

UW wins first game over MSU since 2016

Dec. 19, 2020 - UW 85, #23 Louisville 48

UW's largest-ever win over a top-25 team

Dec. 8, 2020 - UW 64, Indiana 59

UW's matches largest comeback (22 pts) in school history

0 | JAHCOBI NEATH

Junior | Guard | 6-4 | 196
Toronto, Ontario | Crestwood Prep (Wake Forest)



Twitter: N/A | Instagram: @jahcobiii

INDIVIDUAL BENCHMARKS

	SEASON	CAREER
GP/GS	16/1	66/10
10+ POINTS:	0	6
20+ POINTS:	0	0
3+ FGS MADE:	0	12
2+ ASSISTS:	1	28
2+ STEALS:	1	8
20+ MINUTES:	1	21
1.000 FT %:	2	12

GET TO KNOW JAHCOBI

Jahcobi Neath begins his first season with the Badgers after transferring from Wake Forest. The Toronto, Ontario native played the last two seasons for the Demon Deacons and had an immediate impact as a true freshman in 2019-20. Neath played in 30 games and started five, averaging 5.3 points and 2.2 assists per game his first season, shooting 42.2 percent from the floor, including 48 percent from 3-point range. Last season as a sophomore, Neath played in 20 games for Wake Forest and made four starts. He averaged 3.8 points and 1.7 assists in 15.8 minutes per game. Neath represented Canada at the U18 and U19 levels, playing internationally at the 2019 FIBA U19 World Cup. In high school, he played at Crestwood Prep in Toronto and led the Lions to the 2019 national championship, averaging 26 points, seven rebounds and four assists per game his senior season.

- TOP CAREER PERFORMANCES
- **NICHOLLS (12/15/21):** Made his first start at Wisconsin, finishing with 9 points and a career-high 7 rebounds, plus 2 assists
 - Played a career-high 34 minutes in a matchup against Pittsburgh (3/10/20) where he scored 6 points, secured 4 rebounds, and added 6 assists
 - Posted back-to-back 16-point contests against Georgia Tech (2/19/20) and Duke (2/25/20)

SEASON HIGHS

POINTS: 9 vs. Nicholls (12/15/21)
FIELD GOALS: 3 vs. Nicholls (12/15/21)
FG ATTEMPTS: 6 vs. Nicholls (12/15/21)
3-POINT FGS: 1 (3x) MR vs. Michigan State (1/21/22)
3-POINT FGAS: 3 vs. Michigan State (1/21/22)
FREE THROWS: 2 (2x) MR vs. Nicholls (12/15/21)
FT ATTEMPTS: 2 (3x) MR vs. Nicholls (12/15/21)
REBOUNDS: 7 vs. Nicholls (12/15/21)
ASSISTS: 2 vs. Nicholls (12/15/21)
BLOCKS: --
STEALS: 2 vs. Marquette (12/4/21)
MINUTES: 27 vs. Nicholls (12/15/21)

CAREER HIGHS

POINTS: 16 (2x) MR vs. Duke (2/25/20)*
FIELD GOALS: 5 (2x) MR vs. Longwood (11/27/20)*
FG ATTEMPTS: 10 (2x) MR at BC (2/10/21)*
3-POINT FGS: 2 (2x) MR at NC State (1/27/21)*
3-POINT FGAS: 5 at Virginia Tech (2/27/21)*
FREE THROWS: 9 vs. Duke (2/25/20)*
FT ATTEMPTS: 12 vs. Duke (2/25/20)*
REBOUNDS: 7 vs. Nicholls (12/15/21)
ASSISTS: 6 (3x) MR vs. Del. St (11/25/20)*
BLOCKS: 1 (3x) MR vs. Duke (2/17/21)*
STEALS: 3 vs. Catawba (12/31/20)*
MINUTES: 34 vs. Pittsburgh (3/10/20)
*recorded at Wake Forest

GAME-BY-GAME STATISTICS

Opponent	Date	gs	min	Total		3-Pointers		Free throws		Rebounds				pf	a	t/o	blk	stl	pts	avg
				fg-fga	pct	3fg-fga	pct	ft-fa	pct	off	def	tot	avg							
ST. FRANCIS BROOKLYN	11/09/21	18	1-5	.200	0-0	.000	2-2	1.000	2	0	2	2.0	0	0	1	0	0	0	4	4.0
at Georgia Tech	12/01/21	6	1-3	.333	0-1	.000	0-0	.000	0	0	0	1.0	0	0	0	0	0	0	2	3.0
MARQUETTE	12/04/21	9	0-3	.000	0-2	.000	1-2	.500	0	1	1	1.0	3	1	0	0	0	2	1	2.3
at Ohio St.	12/11/21	6	0-1	.000	0-0	.000	0-0	.000	0	1	1	1.0	0	1	0	0	0	0	0	1.8
NICHOLLS ST.	12/15/21 *	27	3-6	.500	1-1	1.000	2-2	1.000	2	5	7	2.2	3	2	0	1	1	1	9	3.2
at Purdue	01/03/22	2	0-1	.000	0-1	.000	1-2	.500	0	1	1	2.0	1	0	0	0	0	1	2	8
IOWA	01/06/22	13	1-3	.333	0-1	.000	0-1	.000	1	3	4	2.3	1	1	1	0	0	2	2	2.7
OHIO ST.	01/13/22	5	1-2	.500	1-1	1.000	0-0	.000	0	0	0	2.0	0	0	0	0	0	0	3	2.8
at Northwestern	01/18/22	2	0-0	.000	0-0	.000	0-0	.000	0	0	0	1.8	0	0	0	0	0	0	0	2.4
MICHIGAN ST.	01/21/22	11	1-3	.333	1-3	.333	0-0	.000	0	0	0	1.6	0	0	0	0	0	3	2.5	
at Nebraska	01/27/22	2	0-1	.000	0-0	.000	0-0	.000	0	0	0	1.5	0	0	0	0	0	0	0	2.3
MINNESOTA	01/30/22	3	0-0	.000	0-0	.000	0-0	.000	0	0	0	1.3	0	1	0	0	0	0	0	2.1
at Illinois	02/02/22	3	0-0	.000	0-0	.000	0-0	.000	1	0	1	1.3	0	0	0	0	0	0	0	1.9
PENN ST.	02/05/22	9	0-0	.000	0-0	.000	0-0	.000	0	2	2	1.4	0	0	0	0	0	0	0	1.8
at Michigan St.	02/08/22	13	0-1	.000	0-0	.000	0-0	.000	1	1	2	1.4	0	0	2	0	1	0	1	1.7
RUTGERS	02/12/22	9	0-0	.000	0-0	.000	0-0	.000	0	1	1	1.4	3	0	1	0	0	0	0	1.6
Totals		1	138	8-29	.276	3-10	.300	6-9	.667	7	15	22	1.4	11	6	5	1	4	25	1.6

Games played: 16
Minutes/game: 8.6
Points/game: 1.6
FG Pct: 27.6
3FG Pct: 30.0
FT Pct: 66.7

Rebounds/game: 1.4
Assists/game: 0.4
Turnovers/game: 0.3
Assist/turnover ratio: 1.2
Steals/game: 0.3
Blocks/game: 0.1

CAREER STATISTICS

Overall		3-Point				Rebounding				PF-FO				Ast TO				Blk Stl				Pts/Avg	
Year	GP-GS	Min/Avg	FG-FGA	Pct	FG-FGA	Pct	FT-FTA	Pct	Off-Def	Tot	Avg	PF-FO	Ast	TO	Blk	Stl	Pts/Avg	Blk	Stl	Pts/Avg	Pts/Avg		
2019-20*	30-5	554/18.5	54-128	.422	12-25	.480	38-65	.585	7-49	56	1.9	49-0	67	53	1	15	158/5.3						
2020-21*	20-4	316/15.8	25-70	.357	6-27	.222	19-21	.905	4-31	35	1.8	28-0	33	35	2	9	75/3.8						
2021-22	16-1	138/8.6	8-29	.276	3-10	.300	6-9	.667	7-15	22	1.4	11-0	6	5	1	4	25/1.6						
Total	66-10	1008/15.3	87-227	.383	21-62	.339	63-95	.663	18-95	113	1.7	88	106	93	4	28	258/3.9						

*at Wake Forest

Conference		3-Point				Rebounding				PF-FO				Ast TO				Blk Stl				Pts/Avg	
Year	GP-GS	Min/Avg	FG-FGA	Pct	FG-FGA	Pct	FT-FTA	Pct	Off-Def	Tot	Avg	PF-FO	Ast	TO	Blk	Stl	Pts/Avg	Blk	Stl	Pts/Avg	Pts/Avg		
2019-20*	20-4	366/18.3	38-86	.442	10-18	.556	29-46	.630	6-30	36	1.8	36-0	42	31	0	8	115/5.8						
2020-21*	17-3	252/14.8	16-50	.320	6-26	.231	9-11	.818	3-21	24	1.4	20-0	25	30	2	4	47/2.8						
2021-22	12-0	78/6.5	3-12	.250	2-6	.333	1-3	.333	3-9	12	1.0	5-0	3	4	0	1	9/0.8						
Total	49-7	696/14.2	57-148	.385	18-50	.360	39-60	.650	12-60	72	1.5	61-0	70	65	2	13	171/3.5						

*Atlantic Coast Conference (ACC)

1 |

JOHNNY DAVIS

Sophomore | Guard | 6-5 | 194

La Crosse, Wis. | La Crosse Central High School



Twitter: @JohnnyDavis | Instagram: @johnnydavis

INDIVIDUAL BENCHMARKS

	SEASON	CAREER
GP/GS	22/22	53/22
10+ POINTS:	21	30
20+ POINTS:	13	13
2+ 3-PTERS MADE:	9	10
3+ ASSISTS:	9	13
5+ REBOUNDS:	20	32
LED UW IN PTS:	15	17
LED UW IN REB:	14	20

GET TO KNOW JOHNNY

Sophomore Johnny Davis has established himself as one of the best players in college basketball. His midseason resume includes MVP honors at the Maui Invitational, nomination to the Wooden Award Midseason Top-25 Watch List, as well as a 37-point, 14-rebound virtuoso performance in a win at No. 3 Purdue. Last season, Davis played in all 31 games, averaging 24.4 minutes per game (fifth-most on the team). The 6-foot-5 guard averaged 7.0 points and 4.1 rebounds per game last season, including a season-high 17 points (6-7 FG, 4-4 3FG) in a win over Penn State. A four-star recruit by Rivals, Johnny Davis was named Wisconsin Mr. Basketball as a senior at La Crosse Central. He finished his high school career as Central's all-time leading scorer with 2,158 points. Along with twin brother and fellow Badger, Jordan, he helped lead Central to the WIAA Division 2 state tournament and capture the state title in 2017. In football, Davis was a first-team all-state QB. Davis' father, Mark, played 13 seasons of professional basketball, including 31 games for the Milwaukee Bucks (1988-89, after being selected in the 4th Round of the 1985 NBA Draft by the Cleveland Cavaliers).

HONORS

- 2021-22 Wooden Award Late-Season Top 20
- 2021 Maui Invitational Tournament MVP
- 2x Big Ten Player of the Week (11/29/21, 1/10/22)
- Gold medal with USA at 2021 FIBA U19 World Cup

TOP SEASON PERFORMANCES

- **#17 MICHIGAN ST (2/8/22):** Led UW in points (25), rebounds (6), assists (3), and steals (2) in rematch win
- **#3 PURDUE (1/3/22):** Career-high 37 points, plus career-best 14 rebounds, 3 ast, 2 blk, 2 stl in road win
- **INDIANA (12/8/21):** Scored 25 points, including the go-ahead 3 with 1:18 remaining, to lead UW in a 22-point comeback win
- **#12 HOUSTON (11/23/21):** Had a then career-high 30 points to lead UW to an upset win at Maui Inv.

SEASON HIGHS

POINTS: 37 at Purdue (1/3/22)
FIELD GOALS: 13 at Purdue (1/3/22)
FG ATTEMPTS: 24 at Purdue (1/3/22)
3-POINT FGs: 4 (2x) MR at Northwestern (1/18/22)
3-POINT FGAS: 7 (4x) MR at Maryland (1/9/22)
FREE THROWS: 11 at Illinois (2/2/22)
FT ATTEMPTS: 14 at Illinois (2/2/22)
REBOUNDS: 15 (2x) MR at Illinois (2/2/22)
ASSISTS: 5 (3x) MR vs. Iowa (1/6/21)
BLOCKS: 2 (3x) MR vs. Penn State (2/5/22)
STEALS: 4 vs. Houston (11/23/21)
MINUTES: 38 (5x) MR vs. Michigan State (1/21/22)

CAREER HIGHS

POINTS: 37 at Purdue (1/3/22)
FIELD GOALS: 13 at Purdue (1/3/22)
FG ATTEMPTS: 24 at Purdue (1/3/22)
3-POINT FGs: 4 (3x) MR at Northwestern (1/18/22)
3-POINT FGAS: 7 (4x) MR at Maryland (1/9/22)
FREE THROWS: 11 at Illinois (2/2/22)
FT ATTEMPTS: 14 at Illinois (2/2/22)
REBOUNDS: 15 (2x) MR at Illinois (2/2/22)
ASSISTS: 5 (3x) MR vs. Iowa (1/6/21)
BLOCKS: 2 (6x) MR vs. Penn State (2/5/22)
STEALS: 4 (2x) MR vs. Houston (11/23/21)
MINUTES: 41 vs. Indiana (1/7/21)

GAME-BY-GAME STATISTICS

Opponent	Date	gs	min	Total		3-Pointers		Free throws		Rebounds				pf	a	t/o	blk	stl	pts	avg	
				fg-fga	pct	3fg-fga	pct	ft-fa	pct	off	def	tot	avg								
ST. FRANCIS BROOKLYN	11/09/21	*	26	6-15	.400	2-6	.333	1-2	.500	1	2	3	3.0	0	5	0	0	2	15	15.0	
GREEN BAY	11/12/21	*	25	5-16	.313	0-3	.000	5-6	.833	2	3	5	4.0	1	2	0	1	1	15	15.0	
vs Texas A&M	11/22/21	*	38	8-18	.444	1-5	.200	4-4	1.000	3	6	9	5.7	1	2	3	0	2	21	17.0	
vs Houston	11/23/21	*	37	10-18	.556	4-7	.571	6-6	1.000	0	4	4	5.3	1	1	2	2	4	30	20.3	
vs Saint Mary's (CA)	11/24/21	*	32	7-17	.412	1-1	1.000	5-5	1.000	2	5	7	5.6	1	1	3	0	1	20	20.2	
at Georgia Tech	12/01/21	*	37	4-9	.444	2-4	.500	5-8	.625	2	4	6	5.7	2	5	4	1	1	15	19.3	
MARQUETTE	12/04/21	*	30	9-14	.643	1-1	1.000	6-8	.750	0	5	5	5.6	1	1	1	1	0	25	20.1	
INDIANA	12/08/21	*	37	8-17	.471	1-3	.333	6-7	.857	1	8	9	6.0	1	1	3	1	0	23	20.5	
at Ohio St.	12/11/21	*	38	11-22	.500	2-7	.286	0-0	.000	1	6	7	6.1	4	3	1	0	3	24	20.9	
ILLINOIS ST.	12/29/21	*	37	6-22	.273	0-3	.000	8-9	.889	3	8	11	6.6	3	5	2	1	1	20	20.8	
at Purdue	01/03/22	*	38	13-24	.542	2-5	.400	9-12	.750	1	13	14	7.3	2	3	3	2	2	37	22.3	
IOWA	01/06/22	*	35	10-18	.556	3-7	.429	3-5	.600	1	8	9	7.4	3	5	2	0	0	26	22.6	
at Maryland	01/09/22	*	37	7-19	.368	1-7	.143	4-5	.800	0	7	7	7.4	1	1	3	1	1	19	22.3	
OHIO ST.	01/13/22	*	34	4-18	.222	1-5	.200	5-6	.833	2	7	9	7.5	2	2	4	0	1	14	21.7	
at Northwestern	01/18/22	*	38	8-15	.533	4-5	.800	7-10	.700	1	7	8	7.5	0	2	3	0	3	27	22.1	
MICHIGAN ST.	01/21/22	*	38	8-20	.400	2-4	.500	7-8	.875	2	3	5	7.4	3	4	3	1	1	25	22.3	
at Nebraska	01/27/22	*	31	5-12	.417	0-1	.000	3-5	.600	1	8	9	7.5	2	2	1	0	1	13	21.7	
MINNESOTA	01/30/22	*	37	7-14	.500	0-1	.000	2-4	.500	3	12	15	7.9	1	0	1	0	0	16	21.4	
at Illinois	02/02/22	*	37	5-19	.263	1-5	.200	11-14	.786	6	9	15	8.3	1	2	2	0	0	22	21.4	
PENN ST.	02/05/22	*	35	2-13	.154	0-2	.000	0-0	.000	0	9	9	8.3	2	3	1	2	1	4	20.6	
at Michigan St.	02/08/22	*	34	8-11	.727	2-4	.500	7-8	.875	0	6	6	8.2	2	3	1	0	2	25	20.8	
RUTGERS	02/12/22	*	34	5-10	.500	0-3	.000	1-4	.250	1	7	8	8.2	4	1	4	0	1	11	20.3	
Totals			22	765	156-361	.432	30-89	.337	105-136	.772	33	147	180	8.2	38	54	47	13	28	447	20.3
Games played: 22										Rebounds/game: 8.2											
Minutes/game: 34.8										Assists/game: 2.5											
Points/game: 20.3										Turnovers/game: 2.1											
FG Pct: 43.2										Assist/turnover ratio: 1.1											
3FG Pct: 33.7										Steals/game: 1.3											
FT Pct: 77.2										Blocks/game: 0.6											

CAREER STATISTICS

Overall	3-Point										Rebounding									
Year	GP-GS	Min/Avg	FG-FGA	Pct	FG-FGA	Pct	FT-FTA	Pct	Off-Def	Tot	Avg	PF-FO	Ast	TO	Blk	Stl	Pts/Avg			
2020-21	31-0	753/24.3	86-195	.441	14-36	.389	32-44	.727	34-94	128	4.1	66-0	35	34	18	34	218/7.0			
2021-22	22-22	764/34.7	156-361	.432	30-89	.337	105-136	.772	33-147	180	8.2	38-0	54	47	13	28	447/20.3			
Total	53-22	1517/28.6	242-556	.435	44-125	.352	137-180	.761	67-241	308	5.8	104-0	89	81	31	62	665/12.5			
Conference	3-Point										Rebounding									
Year	GP-GS	Min/Avg	FG-FGA	Pct	FG-FGA	Pct	FT-FTA	Pct	Off-Def	Tot	Avg	PF-FO	Ast	TO	Blk	Stl	Pts/Avg			
2020-21	20-0	503/25.2	52-127	.409	9-26	.346	21-29	.724	22-56	78	3.9	48-0	19	23	10	26	134/6.7			
2021-22	14-14	502/35.9	101-232	.435	19-59	.322	65-88	.739	20-110	130	9.3	28-0	32	32	7	16	286/20.4			
Total	34-14	1005/29.6	153-359	.426	28-85	.329	86-117	.735	42-166	208	6.1	76-0	51	55	17	42	420/12.4			

5

TYLER WAHL

Junior | Forward | 6-9 | 221

Lakeville, Minn. | Lakeville North High School



Twitter: @tjwahl01 | Instagram: @tjwahl01

INDIVIDUAL BENCHMARKS

	SEASON	CAREER
GP/GS:	22/22	84/43
10+ POINTS:	12	17
20+ POINTS:	3	3
5+ REBOUNDS:	13	33
10+ REBOUNDS:	3	6
DOUBLE-DOUBLES:	1	3
2+ BLOCKS:	4	10
LED UW IN PTS:	2	3
LED UW IN REB:	4	11

GET TO KNOW TYLER

Junior forward Tyler Wahl has had an immediate impact at Wisconsin since stepping onto campus. Having now played in over 80 career games as a Badger, the Lakeville, Minnesota native played in all 31 games for the Badgers last season (18 starts). Averaging 5.2 points, 4.3 rebounds and 1.0 steals per game last year, one of Wahl's best games came when he led the Badgers in scoring for the first time in his career with 14 points, plus a team-high 6 rebounds and 2 assists in a win vs. Northwestern. As a prep senior at Lakeville North, Wahl averaged 18.0 points, 10.0 rebounds and 6.6 assists per game, leading the Panthers to a 27-5 record, the school's first-ever conference title, and an appearance in the Class AAAA state championship game. He earned back-to-back AP second-team All-State honors as a junior and senior, setting the school record for rebounds (905) and finishing third in Panther history with 1,397 points.

HONORS

- 2021 Maui Invitational All-Tournament Team

TOP SEASON PERFORMANCES

- **RUTGERS (2/12/22):** Led UW with a career-high 23 points (9-14 FG, 1-1 3FG, 4-5 FT), 3 reb, 2 ast, 2 stl.
- **#16 OHIO STATE (1/13/22):** Scored 20 points (8-10 FG), plus 7 rebounds, a career-high 6 assists, and matched a career high 3 steals.
- **MARYLAND (1/9/22):** Finished with 21 points and added 5 rebounds and 2 assists
- **IOWA (1/6/22):** Scored 16 points (6-7 FG), while pulling down a team-leading 9 rebounds
- **INDIANA (12/8/21):** Season-high 12 rebounds, plus 7 pts, 3 blk and 3 ast in UW's comeback win
- **SAINT MARY'S (11/24/21):** Scored a then career-high 18 points in the Maui Invitational championship game, adding 5 rebounds and a career-high 4 blocks

SEASON HIGHS

POINTS: 23 vs. Rutgers (2/12/22)
FIELD GOALS: 9 vs. Rutgers (2/12/22)
FG ATTEMPTS: 14 vs. Rutgers (2/12/22)
3-POINT FGS: 2 vs. Ohio State (1/13/22)
3-POINT FGAS: 4 vs. Ohio State (1/13/22)
FREE THROWS: 8 vs. Illinois St (12/29/21)
FT ATTEMPTS: 12 vs. Illinois St (12/29/21)
REBOUNDS: 12 vs. Indiana (12/8/21)
ASSISTS: 6 vs. Ohio State (1/13/22)
BLOCKS: 4 vs. Saint Mary's (11/24/21)
STEALS: 3 (2x) MR vs. Ohio State (1/13/22)
MINUTES: 37 vs. Rutgers (2/12/22)

CAREER HIGHS

POINTS: 23 vs. Rutgers (2/12/22)
FIELD GOALS: 9 vs. Rutgers (2/12/22)
FG ATTEMPTS: 14 vs. Rutgers (2/12/22)3-POINT FGS: 2 (3x) MR vs. Ohio State (1/13/22)
3-POINT FGAS: 5 at Nebraska (2/10/21)
FREE THROWS: 8 vs. Illinois St (12/29/21)
FT ATTEMPTS: 12 vs. Illinois St (12/29/21)
REBOUNDS: 15 vs. Green Bay (12/1/20)
ASSISTS: 6 vs. Ohio State (1/13/22)
BLOCKS: 4 vs. Saint Mary's (11/24/21)
STEALS: 3 (5x) MR vs. Ohio State (1/13/22)
MINUTES: 37 vs. Rutgers (2/12/22)

GAME-BY-GAME STATISTICS

Opponent	Date	gs	min	Total		3-Pointers		Free throws		Rebounds			pf	a	t/o	blk	stl	pts	avg		
				fg-fga	pct	3fg-fga	pct	ft-fa	pct	off	def	tot									
ST. FRANCIS BROOKLYN	11/09/21	*	17	1-3	.333	0-1	.000	3-4	.750	1	3	4	4.0	2	1	2	0	0	5	5.0	
GREEN BAY	11/12/21	*	20	1-2	.500	0-0	.000	0-0	.000	1	4	5	4.5	1	2	1	2	0	2	3.5	
PROVIDENCE	11/15/21	*	36	7-12	.583	0-2	.000	2-3	.667	3	2	5	4.7	4	0	1	2	0	16	7.7	
vs Texas A&M	11/22/21	*	30	3-8	.375	0-2	.000	0-0	.000	2	2	4	4.5	0	1	2	1	3	6	7.3	
vs Houston	11/23/21	*	32	4-10	.400	0-2	.000	1-2	.500	1	6	7	5.0	2	1	0	0	0	9	7.6	
vs Saint Mary's (CA)	11/24/21	*	36	6-9	.667	0-0	.000	6-6	1.000	1	4	5	5.0	4	0	1	4	1	18	9.3	
at Georgia Tech	12/01/21	*	33	4-8	.500	0-0	.000	1-3	.333	0	3	3	4.7	2	1	0	2	1	9	9.3	
MARQUETTE	12/04/21	*	34	2-9	.222	0-2	.000	1-1	1.000	2	3	5	4.8	1	3	0	1	0	5	8.8	
INDIANA	12/08/21	*	28	2-7	.286	0-1	.000	3-4	.750	3	9	12	5.6	2	3	0	3	1	7	8.6	
at Ohio St.	12/11/21	*	23	1-7	.143	0-3	.000	1-1	1.000	0	1	1	5.1	3	2	2	1	1	3	8.0	
NICHOLLS ST.	12/15/21	*	32	4-8	.500	0-2	.000	4-6	.667	0	4	4	5.0	2	2	3	0	1	12	8.4	
ILLINOIS ST.	12/29/21	*	32	5-8	.625	0-0	.000	8-12	.667	1	5	6	5.1	1	0	1	0	1	18	9.2	
at Purdue	01/03/22	*	21	3-4	.750	0-1	.000	0-0	.000	1	3	4	5.0	5	1	1	0	1	6	8.9	
IOWA	01/06/22	*	31	6-7	.857	0-0	.000	4-8	.500	3	6	9	5.3	2	2	1	1	2	16	9.4	
at Maryland	01/09/22	*	30	8-12	.667	0-1	.000	5-5	1.000	1	4	5	5.3	4	2	0	1	0	21	10.2	
OHIO ST.	01/13/22	*	34	8-10	.800	2-4	.500	2-3	.667	2	5	7	5.4	2	6	1	0	3	20	10.8	
at Northwestern	01/18/22	*	32	5-12	.417	1-1	1.000	3-6	.500	1	10	11	5.7	3	4	2	0	1	14	11.0	
at Nebraska	01/27/22	*	22	1-5	.200	0-0	.000	2-2	1.000	1	9	10	5.9	3	1	3	0	0	4	10.6	
MINNESOTA	01/30/22	*	26	5-11	.455	0-2	.000	5-6	.833	2	1	3	5.8	4	1	3	0	0	15	10.8	
at Illinois	02/02/22	*	31	7-11	.636	0-3	.000	0-0	.000	0	6	6	5.8	3	1	0	0	0	14	11.0	
PENN ST.	02/05/22	*	33	6-9	.667	0-1	.000	0-0	.000	0	7	7	5.9	1	0	4	1	0	12	11.0	
at Michigan St.	02/08/22	*	32	5-10	.500	0-1	.000	1-3	.333	1	4	5	5.8	3	2	2	1	1	11	11.0	
RUTGERS	02/12/22	*	38	9-14	.643	1-1	1.000	4-5	.800	0	3	3	5.7	2	2	2	0	2	23	11.6	
Totals			23	683	103-196	.526	4-30	.133	56-80	.700	27	104	131	5.7	56	38	32	20	19	266	11.6

Games played: 23
Minutes/game: 29.7
Points/game: 11.6
FG Pct: 52.6
3FG Pct: 13.3
FT Pct: 70.0

Rebounds/game: 5.7
Assists/game: 1.7
Turnovers/game: 1.4
Assist/turnover ratio: 1.2
Steals/game: 0.8
Blocks/game: 0.9

CAREER STATISTICS

Overall				3-Point				Rebounding				PF-FO	Ast	TO	Blk	Stl	Pts/Avg
Year	GP-GS	Min/Avg	FG-FGA	Pct	FG-FGA	Pct	FT-FTA	Pct	Off-Def	Tot	Avg						
2019-20	31-3	478/15.4	34-79	.430	6-28	.214	7-18	.389	34-48	82	2.6	64-0	32	33	5	20	81/2.6
2020-21	31-18	765/24.7	58-133	.436	10-36	.278	34-60	.567	33-100	133	4.3	68-0	42	28	21	31	160/5.2
2021-22	23-23	683/29.7	103-196	.526	4-30	.133	56-80	.700	27-104	131	5.7	56-0	38	32	20	19	266/11.6
Total	85-44	1926/22.7	195-408	.478	20-94	.213	97-158	.614	94-252	346	4.1	188	112	93	46	70	507/6.0

Conference				3-Point				Rebounding				PF-FO	Ast	TO	Blk	Stl	Pts/Avg
Year	GP-GS	Min/Avg	FG-FGA	Pct	FG-FGA	Pct	FT-FTA	Pct	Off-Def	Tot	Avg						
2019-20	20-3	309/15.5	23-54	.426	2-18	.111	2-8	.250	23-27	50	2.5	40-0	19	21	4	14	50/2.5
2020-21	20-14	524/26.2	41-95	.432	8-28	.286	19-37	.514	23-62	85	4.3	44-0	29	18	9	17	109/5.5
2021-21	13-13	381/29.3	66-119	.555	4-19	.211	30-43	.698	15-68	83	6.4	37-0	27	21	8	12	166/12.8
Total	53-30	1214/22.9	130-268	.485	14-65	.215	51-88	.580	61-157	218	4.1	121-0	75	60	21	43	325/6.1

20 | BEN CARLSON

Sophomore | Forward | 6-9 | 226
Woodbury, Minn. | East Ridge High School



Twitter: @ben_carlson20 | Instagram: @bencarlson20

INDIVIDUAL BENCHMARKS

	SEASON	CAREER
GP/GS:	23/2	30/2
10+ POINTS:	0	0
2+ FIELD GOALS:	7	9
5+ REBOUNDS:	3	3
2+ ASSISTS:	1	2
2+ STEALS:	0	0

GET TO KNOW BEN

A four-star recruit by ESPN, 247Sports and Rivals, sophomore forward Ben Carlson appeared in seven games last season before an injury sidelined him for the rest of the year. The Woodbury, Minnesota native scored 13 points in last year's season opener. A finalist for Minnesota Mr. Basketball as a high school senior, Carlson went down as one of the most decorated players in East Ridge High School history. The 6-foot-9 forward set school records for career points (2,004), rebounds (1,083) and blocked shots (145). Carlson also became the first player in program history to be nominated to the McDonalds All-American Game in 2020. His senior season, Carlson averaged 24.3 points and 11.7 rebounds per game while leading the Raptors to a 20-7 record and a conference title. As a junior, he led East Ridge to the Minnesota Class AA state tournament while averaging a double-double (16 ppg, 11.3 rpg). Off the court, Carlson was a member of National Honors Society.

TOP CAREER PERFORMANCES

- NEBRASKA (1/27/22): Finished with six points and five rebounds in road win
- #14 MICHIGAN STATE (1/21/22): Second start and scored six points in a career-high 23 minutes
- PROVIDENCE (11/15/21): Made first career start as a Badger and posted two points and three rebounds
- GREEN BAY (11/12/21): Scored five points and grabbed a career-high seven rebounds
- EASTERN ILLINOIS (11/25/20): In his first game as a Badger, scored 13 points and recorded two rebounds, a block, and an assist

SEASON HIGHS

POINTS: 6 (2x) MR at Nebraska (1/27/22)
FIELD GOALS: 3 at Nebraska (1/27/22)
FG ATTEMPTS: 7 (2x) MR at Nebraska (1/27/22)
3-POINT FGS: 1 vs. Michigan State (1/21/22)
3-POINT FGAS: 3 (2x) MR vs. Michigan State (1/21/22)
FREE THROWS: 1 (4x) MR vs. Michigan State (1/21/22)
FT ATTEMPTS: 2 (2x) MR at Ohio State (12/11/21)
REBOUNDS: 7 vs. Green Bay (11/12/21)
ASSISTS: 2 vs. Houston (11/23/21)
BLOCKS: 1 vs. Providence (11/15/21)
STEALS: 1 vs. Michigan State (1/21/22)
MINUTES: 23 vs. Michigan State (1/21/22)

CAREER HIGHS

POINTS: 13 vs. Eastern Illinois (11/25/20)
FIELD GOALS: 4 vs. Eastern Illinois (11/25/20)
FG ATTEMPTS: 7 (2x) MR at Nebraska (1/27/22)
3-POINT FGS: 1 (2x) MR vs. Michigan State (1/21/22)
3-POINT FGAS: 3 (2x) MR vs. Michigan State (1/21/22)
FREE THROWS: 4 vs. Eastern Illinois (11/25/20)
FT ATTEMPTS: 4 (2x) MR vs. UAPB (11/27/20)
REBOUNDS: 7 vs. Green Bay (11/12/21)
ASSISTS: 2 (2x) MR vs. Houston (11/23/21)
BLOCKS: 1 (3x) MR vs. Providence (11/15/21)
STEALS: 1 (2x) MR vs. Michigan State (1/21/22)
MINUTES: 23 vs. Michigan State (1/21/22)

GAME-BY-GAME STATISTICS

Opponent	Date	gs	min	Total		3-Pointers		Free throws		Rebounds			pf	a	t/o	blk	stl	pts	avg	
				fg-fga	pct	3fg-fga	pct	ft-fa	pct	off	def	tot								
ST. FRANCIS BROOKLYN	11/09/21	19	2-3	.667	0-0	.000	0-0	.000	2	3	5	5.0	0	0	0	0	0	4	4.0	
GREEN BAY	11/12/21	18	2-6	.333	0-1	.000	1-1	1.000	1	6	7	6.0	0	1	0	0	0	5	4.5	
PROVIDENCE	11/15/21	19	1-7	.143	0-3	.000	0-0	.000	2	1	3	5.0	0	0	1	1	0	2	3.7	
vs Texas A&M	11/22/21	4	0-1	.000	0-1	.000	0-0	.000	0	0	0	3.8	1	0	2	0	0	0	2.8	
vs Houston	11/23/21	12	2-3	.667	0-1	.000	0-0	.000	0	2	2	3.4	0	2	0	0	0	4	3.0	
vs Saint Mary's (CA)	11/24/21	10	0-1	.000	0-0	.000	0-1	.000	1	3	4	3.5	1	0	1	0	0	0	2.5	
at Georgia Tech	12/01/21	1	0-0	.000	0-0	.000	0-0	.000	0	0	0	3.0	0	0	0	0	0	0	2.1	
MARQUETTE	12/04/21	4	1-1	1.000	0-0	.000	0-0	.000	0	0	0	2.6	0	0	0	0	0	2	2.1	
INDIANA	12/08/21	20	1-4	.250	0-2	.000	1-2	.500	2	2	4	2.8	1	0	0	0	0	3	2.2	
at Ohio St.	12/11/21	13	0-3	.000	0-2	.000	1-2	.500	0	2	2	2.7	1	0	0	0	0	1	2.1	
NICHOLLS ST.	12/15/21	9	2-5	.400	0-1	.000	0-0	.000	2	2	4	2.8	0	0	0	0	0	4	2.3	
at Purdue	01/03/22	4	0-0	.000	0-0	.000	0-0	.000	0	0	0	2.6	0	0	0	0	0	0	2.1	
IOWA	01/06/22	1	0-1	.000	0-0	.000	0-0	.000	0	0	0	2.4	0	0	0	0	0	0	1.9	
at Maryland	01/09/22	2	0-0	.000	0-0	.000	0-0	.000	0	0	0	2.2	0	0	0	0	0	0	1.8	
OHIO ST.	01/13/22	0	0-0	.000	0-0	.000	0-0	.000	0	0	0	2.1	0	0	0	0	0	0	1.7	
at Northwestern	01/18/22	1	0-0	.000	0-0	.000	0-0	.000	0	0	0	1.9	0	0	0	0	0	0	1.6	
MICHIGAN ST.	01/21/22	23	2-6	.333	1-3	.333	1-1	1.000	1	1	2	1.9	2	0	2	0	1	6	1.8	
at Nebraska	01/27/22	22	3-7	.429	0-1	.000	0-0	.000	4	1	5	2.1	0	0	0	0	0	6	2.1	
MINNESOTA	01/30/22	10	0-2	.000	0-1	.000	0-0	.000	0	1	1	2.1	0	0	0	0	0	0	1.9	
at Illinois	02/02/22	9	1-3	.333	0-1	.000	0-0	.000	1	1	2	2.1	0	0	0	0	0	2	2.0	
PENN ST.	02/05/22	8	0-1	.000	0-1	.000	0-0	.000	1	0	1	2.0	0	0	0	0	0	0	1.9	
at Michigan St.	02/08/22	5	2-3	.667	0-0	.000	0-0	.000	0	1	1	2.0	2	0	0	0	0	4	2.0	
RUTGERS	02/12/22	3	0-0	.000	0-0	.000	0-0	.000	0	1	1	1.9	0	1	0	0	0	0	1.9	
Totals		2	217	19-57	.333	1-18	.056	4-7	.571	17	27	44	1.9	8	4	6	1	1	43	1.9

Games played: 23
Minutes/game: 9.4
Points/game: 1.9
FG Pct: 33.3
3FG Pct: 5.6
FT Pct: 57.1

Rebounds/game: 1.9
Assists/game: 0.2
Turnovers/game: 0.3
Assist/turnover ratio: 0.7
Steals/game: 0.0
Blocks/game: 0.0

CAREER STATISTICS

Overall				3-Point				Rebounding							
Year	GP-GS	Min/Avg	FG-FGA	Pct	FG-FGA	Pct	FT-FTA	Pct	Off-Def	Tot	Avg	PF-FO	Ast	TO	Pts/Avg
2020-21	7-0	64/9.1	6-11	.545	1-3	.333	7-8	.875	1-5	6	0.9	10-0	4	1	20/2.9
2021-22	23-2	217/9.4	19-57	.333	1-18	.056	4-7	.571	17-27	44	1.9	8-0	4	6	43/1.9
Total	30-2	281/9.4	25-68	.368	2-21	.095	11-15	.733	18-32	50	1.7	18	8	7	63/2.1
Conference				3-Point				Rebounding							
Year	GP-GS	Min/Avg	FG-FGA	Pct	FG-FGA	Pct	FT-FTA	Pct	Off-Def	Tot	Avg	PF-FO	Ast	TO	Pts/Avg
2020-21															
2021-22	14-1	121/8.6	9-30	.300	1-11	.091	3-5	.600	9-10	19	1.4	6-0	1	2	22/1.6
Total	14-1	121/8.6	9-30	.300	1-11	.091	3-5	.600	9-10	19	1.4	6-0	1	2	22/1.6

22

STEVEN CROWL

Sophomore | Forward | 7-0 | 234
Eagan, Minn. | Eastview High School



Twitter: @steven_crowl | Instagram: @stevencrowl

INDIVIDUAL BENCHMARKS

	SEASON 24/24	CAREER 36/24
GP/GS:	11	11
10+ POINTS:	1	1
20+ POINTS:	8	8
5+ REBOUNDS:	0	0
10+ REBOUNDS:	0	0
DOUBLE-DOUBLES:	3	3
LED UW IN PTS:	4	4
LED UW IN REB:		

GET TO KNOW STEVEN

Steven Crowl enters his second season in the Wisconsin program after appearing in 12 games last year as a true freshman. The 7-foot forward from Eagan, Minnesota scored his first points as a Badger in UW's season opener against Eastern Illinois, while also grabbing his first career rebound. In the first round of the 2021 NCAA Tournament, Crowl played 3 minutes and grabbed 2 rebounds against North Carolina to help UW to an 85-62 win. A three-star recruit by 247Sports and Rivals, Crowl had a standout senior season at Eastview High School where he was a finalist for Minnesota Mr. Basketball finalist. One of the most decorated players in Eastview history, Crowl finished his prep career as the school's all-time leading scorer (1,747 pts), rebounder (832 reb) and shot blocker (103 blk). The 6-foot-9 forward also set Eastview school records for career field-goal percentage (59% FG), rebounds in a season (332), rebounds in a game (19) and single-game field-goal percentage (90% FG). As a senior, he averaged 26.7 points and 12 rebounds per game, while also leading his team in assists (4.3 per contest). Crowl played travel basketball for D1 Minnesota, the same program as current Badger teammate Tyler Wahl.

TOP SEASON PERFORMANCES

- **PENN STATE (2/5/22):** Led UW with 13 points (3-5 3FG), plus a career-high 5 assists and 4 rebounds.
- **ILLINOIS ST (12/29/21):** Team-high 21 pts (7-8 FG, 2-2 3FG), plus 9 reb for a near double-double.
- **MARQUETTE (12/4/21):** Scored 15 points (6-9 FG, 2-3 3FG), while grabbing a team-high 8 rebounds.
- **ST. FRANCIS BKN (11/9/21):** Recorded a near double-double in his first career start, finishing with 11 points, 8 rebounds and 1 block.

SEASON HIGHS

POINTS: 21 vs. Illinois St (12/29/21)
FIELD GOALS: 7 (2x) MR vs. Illinois St (12/29/21)
FG ATTEMPTS: 11 vs. Green Bay (11/12/21)
3-POINT FGS: 3 vs. Penn State (2/5/22)
3-POINT FGAS: 5 (2x) MR vs. Penn State (2/5/22)
FREE THROWS: 5 vs. Illinois St (12/29/21)
FT ATTEMPTS: 7 vs. Illinois St (12/29/21)
REBOUNDS: 9 vs. Illinois St (12/29/21)
ASSISTS: 5 vs. Penn State (2/5/22)
BLOCKS: 1 (5x) MR vs. Penn State (2/5/22)
STEALS: 1 (7x) MR vs. Penn State (2/5/22)
MINUTES: 31 (2x) MR vs. Minnesota (1/30/22)

CAREER HIGHS

POINTS: 21 vs. Illinois St (12/29/21)
FIELD GOALS: 7 (2x) MR vs. Illinois St (12/29/21)
FG ATTEMPTS: 11 vs. Green Bay (11/12/21)
3-POINT FGS: 3 vs. Penn State (2/5/22)
3-POINT FGAS: 5 (2x) MR vs. Penn State (2/5/22)
FREE THROWS: 5 vs. Illinois St (12/29/21)
FT ATTEMPTS: 7 vs. Illinois St (12/29/21)
REBOUNDS: 9 vs. Illinois St (12/29/21)
ASSISTS: 5 vs. Penn State (2/5/22)
BLOCKS: 1 (6x) MR vs. Penn State (2/5/22)
STEALS: 1 (7x) MR vs. Penn State (2/5/22)
MINUTES: 31 (2x) MR vs. Minnesota (1/30/22)

GAME-BY-GAME STATISTICS

Opponent	Date	gs	min	Total		3-Pointers		Free throws		Rebounds			pf	a	t/o	blk	stl	pts	avg		
				fg-fga	pct	3fg-fga	pct	ft-fa	pct	off	def	tot									
ST. FRANCIS BROOKLYN	11/09/21	*	19	4-9	.444	0-1	.000	3-3	1.000	3	5	8	8.0	0	0	2	1	0	11	11.0	
GREEN BAY	11/12/21	*	22	7-11	.636	2-4	.500	2-2	1.000	3	4	7	7.5	0	0	0	0	0	18	14.5	
PROVIDENCE	11/15/21	*	23	1-10	.100	0-4	.000	2-2	1.000	0	4	4	6.3	2	2	1	0	0	4	11.0	
vs Texas A&M	11/22/21	*	29	4-9	.444	2-3	.667	0-0	.000	1	3	4	5.8	3	2	2	1	0	10	10.8	
vs Houston	11/23/21	*	23	3-6	.500	1-4	.250	1-2	.500	0	1	1	4.8	4	0	1	0	1	8	10.2	
vs Saint Mary's (CA)	11/24/21	*	27	2-7	.286	0-1	.000	0-0	.000	3	4	7	5.2	3	1	1	0	0	4	9.2	
at Georgia Tech	12/01/21	*	28	2-7	.286	0-3	.000	1-2	.500	1	3	4	5.0	4	0	1	1	1	5	8.6	
MARQUETTE	12/04/21	*	29	6-9	.667	2-3	.667	1-2	.500	1	7	8	5.4	1	1	1	1	0	15	9.4	
INDIANA	12/08/21	*	19	2-6	.333	1-2	.500	0-0	.000	0	0	0	4.8	4	3	0	0	1	5	8.9	
at Ohio St.	12/11/21	*	23	0-3	.000	0-2	.000	0-0	.000	1	1	2	4.5	3	0	3	0	0	0	8.0	
NICHOLLS ST.	12/15/21	*	14	2-6	.333	0-2	.000	1-2	.500	1	3	4	4.5	0	1	1	1	0	5	7.7	
ILLINOIS ST.	12/29/21	*	28	7-10	.700	2-3	.667	5-7	.714	9	1	10	4.9	4	2	0	0	0	21	8.8	
at Purdue	01/03/22	*	23	2-6	.333	0-3	.000	0-0	.000	1	1	2	4.7	5	1	0	0	0	4	8.5	
IOWA	01/06/22	*	23	6-8	.750	0-0	.000	0-0	.000	1	2	3	4.6	2	3	0	0	1	12	8.7	
at Maryland	01/09/22	*	22	3-4	.750	1-1	1.000	2-2	1.000	2	6	8	4.8	3	0	0	0	0	9	8.7	
OHIO ST.	01/13/22	*	25	4-6	.667	1-2	.500	0-1	.000	2	5	7	4.9	1	3	0	0	1	9	8.8	
at Northwestern	01/18/22	*	23	3-4	.750	0-1	.000	4-4	1.000	1	2	3	4.8	3	2	4	0	0	10	8.8	
MICHIGAN ST.	01/21/22	*	31	4-8	.500	1-3	.333	0-0	.000	2	2	4	4.8	2	1	1	0	0	9	8.8	
at Nebraska	01/27/22	*	24	4-10	.400	2-5	.400	2-2	1.000	2	0	2	4.6	4	1	1	0	0	12	9.0	
MINNESOTA	01/30/22	*	32	4-6	.667	1-3	.333	2-2	1.000	1	3	4	4.6	3	2	1	0	0	11	9.1	
at Illinois	02/02/22	*	27	3-8	.375	0-4	.000	0-0	.000	0	0	0	4.4	4	1	1	0	1	6	9.0	
PENN ST.	02/05/22	*	25	5-8	.625	3-5	.600	0-0	.000	0	4	4	4.4	2	5	0	1	1	13	9.1	
at Michigan St.	02/08/22	*	28	2-4	.500	0-1	.000	2-2	1.000	0	4	4	4.3	4	2	0	0	0	6	9.0	
RUTGERS	02/12/22	*	25	5-6	.833	1-1	1.000	1-2	.500	4	1	5	4.4	2	3	0	0	0	12	9.1	
Totals			24	592	85-171	.497	20-61	.328	29-37	.784	39	66	105	4.4	63	36	21	6	7	219	9.1

Games played: 24	Rebounds/game: 4.4
Minutes/game: 24.7	Assists/game: 1.5
Points/game: 9.1	Turnovers/game: 0.9
FG Pct: 49.7	Assist/turnover ratio: 1.7
3FG Pct: 32.8	Steals/game: 0.3
FT Pct: 78.4	Blocks/game: 0.3


CAREER STATISTICS

Overall				3-Point				Rebounding				PF-FO	Ast	TO	Blk	Stl	Pts/Avg
Year	GP-GS	Min/Avg	FG-FGA	Pct	FG-FGA	Pct	FT-FTA	Pct	Off-Def	Tot	Avg						
2020-21	12-0	39/3.3	4-8	.500	0-1	.000	0-0	---	4-5	9	0.8	9-0	2	3	1	0	8/0.7
2021-22	24-24	592/24.7	85-171	.497	20-61	.328	29-37	.784	39-66	105	4.4	63-1	36	21	6	7	219/9.1
Total	36-24	631/17.5	89-179	.497	20-62	.323	29-37	.784	43-71	114	3.2	72-1	38	24	7	7	227/6.3
Conference				3-Point				Rebounding				PF-FO	Ast	TO	Blk	Stl	Pts/Avg
Year	GP-GS	Min/Avg	FG-FGA	Pct	FG-FGA	Pct	FT-FTA	Pct	Off-Def	Tot	Avg						
2020-21	7-0	7/1.0	0-0	---	0-0	---	0-0	---	0-3	3	0.4	1-0	0	0	0	0	0/0.0
2021-22	14-14	350/25.0	47-87	.540	11-33	.333	13-15	.867	17-31	48	3.4	42-1	27	11	1	5	118/8.4
Total	21-14	357/17.0	47-87	.540	11-33	.333	13-15	.867	17-34	51	2.4	43-1	27	11	1	5	118/8.4

23

CHUCKY HEPBURN

Freshman | Forward | 6-2 | 211
Omaha, Neb. | Bellevue West High School



Twitter: @ChuckyHepburn | Instagram: @chucky.hepburn

INDIVIDUAL BENCHMARKS		
	SEASON	CAREER
GP/GS:	24/24	24/24
10+ POINTS:	8	8
20+ POINTS:	0	0
3+ 3FGS:	2	2
2+ ASSISTS:	12	12
2+ STEALS:	8	8
LED UW IN PTS:	0	0
LED UW IN AST:	8	8

GET TO KNOW CHUCKY

Chucky Hepburn begins his first season as a Badger in 2021-22. The 6-foot-2 point guard from Omaha, Nebraska was a four-star recruit by ESPN and ranked as the No. 20 point guard in the nation. The 2020 Nebraska Gatorade Player of the Year, Hepburn averaged over 15 points, eight assists and five rebounds per game as a senior at Bellevue West. As a junior in 2020, Hepburn led Bellevue West to the Class A state championship, averaging 17.7 points, 6.1 assists, 4.6 rebounds and 3.1 steals per game that season. A three-time All-Metro First-Team honoree, Hepburn averaged over 18 points, 5 rebounds and 5 assists per game as a sophomore. Hepburn made four staright state appearances, advancing to the state title game his freshman, junior and senior seasons at Bellevue West. Off the court, Hepburn earned the "HomeSchool Papillion TeenService Award" and was a Special Olympics Volunteer Award winner.

- HONORS**
- Big Ten Co-Freshman of the Week (12/6/21)
 - Four-star high school recruit (ESPN)
 - No. 2 ranked 2021 prospect in Nebraska
 - 2020 Nebraska Gatorade Player of the Year
 - 2x First-Team All-Class All-State (2019, '20)
 - 2020 Nebraska Class A State Champion

- TOP SEASON PERFORMANCES**
- **at Nebraska (1/27/22):** Matched a career best with 3 triples, finishing with 13 pts, 3 reb, 3 stl and 2 ast.
 - **at Northwestern (1/18/22):** Scored a Big Ten best 14 points, shooting 6-for-10 from the floor (2-3 3FG).
 - **MARQUETTE (12/4/21):** Recorded career highs in points (15) and assists (6), plus 3 steals in the win.
 - **ST. FRANCIS BKN (11/9/21):** First true freshman to start a season opener for UW since 2001, tallying 13 points, including 2-for-3 3FG shooting.

SEASON HIGHS			CAREER HIGHS		
POINTS:	15 vs. Marquette (12/4/21)		POINTS:	15 vs. Marquette (12/4/21)	
FIELD GOALS:	6 at Northwestern (1/18/22)		FIELD GOALS:	6 at Northwestern (1/18/22)	
FG ATTEMPTS:	10 at Northwestern (1/18/22)		FG ATTEMPTS:	10 at Northwestern (1/18/22)	
3-POINT FGS:	3 (2x) MR at Nebraska (1/27/22)		3-POINT FGS:	3 (2x) MR at Nebraska (1/27/22)	
3-POINT FGAS:	5 (4x) MR at Nebraska (1/27/22)		3-POINT FGAS:	5 (4x) MR at Nebraska (1/27/22)	
FREE THROWS:	4 (3x) MR vs. Iowa (1/6/22)		FREE THROWS:	4 (3x) MR vs. Iowa (1/6/22)	
FT ATTEMPTS:	4 (5x) MR vs. Iowa (1/6/22)		FT ATTEMPTS:	4 (5x) MR vs. Iowa (1/6/22)	
REBOUNDS:	4 vs. Houston (11/23/21)		REBOUNDS:	4 vs. Houston (11/23/21)	
ASSISTS:	6 vs. Marquette (12/4/21)		ASSISTS:	6 vs. Marquette (12/4/21)	
BLOCKS:	2 vs. Indiana (12/8/21)		BLOCKS:	2 vs. Indiana (12/8/21)	
STEALS:	4 vs. Green Bay (11/12/21)		STEALS:	4 vs. Green Bay (11/12/21)	
MINUTES:	36 vs. Providence (11/15/21)		MINUTES:	36 vs. Providence (11/15/21)	

GAME-BY-GAME STATISTICS

Opponent	Date	gs	min	Total		3-Pointers		Free throws		Rebounds				pf	a	t/o	blk	stl	pts	avg	
				fg-fga	pct	3fg-fga	pct	ft-fa	pct	off	def	tot	avg								
ST. FRANCIS BROOKLYN	11/09/21	*	24	4-7	.571	2-3	.667	3-4	.750	0	1	1	1.0	3	1	2	0	0	13	13.0	
GREEN BAY	11/12/21	*	24	1-5	.200	1-3	.333	0-0	.000	0	2	2	1.5	1	1	1	0	4	3	8.0	
PROVIDENCE	11/15/21	*	36	2-8	.250	0-3	.000	1-2	.500	1	2	3	2.0	3	2	1	0	1	5	7.0	
vs Texas A&M	11/22/21	*	29	2-4	.500	1-3	.333	2-3	.667	1	1	2	2.0	1	1	1	0	0	7	7.0	
vs Houston	11/23/21	*	31	1-4	.250	1-4	.250	0-0	.000	0	4	4	2.4	2	3	3	1	0	3	6.2	
vs Saint Mary's (CA)	11/24/21	*	31	2-5	.400	0-1	.000	2-2	1.000	0	3	3	2.5	2	1	0	0	1	6	6.2	
at Georgia Tech	12/01/21	*	33	1-6	.167	1-5	.200	4-4	1.000	0	1	1	2.3	2	3	2	1	1	7	6.3	
MARQUETTE	12/04/21	*	31	5-8	.625	2-4	.500	3-3	1.000	0	2	2	2.3	1	6	2	0	3	15	7.4	
INDIANA	12/08/21	*	25	0-4	.000	0-3	.000	4-4	1.000	0	2	2	2.2	4	1	0	2	0	4	7.0	
at Ohio St.	12/11/21	*	33	2-8	.250	1-5	.200	0-0	.000	0	3	3	2.3	1	1	1	0	1	5	6.8	
NICHOLLS ST.	12/15/21	*	33	3-8	.375	0-3	.000	3-4	.750	0	0	0	2.1	1	1	2	0	2	9	7.0	
ILLINOIS ST.	12/29/21	*	36	5-10	.500	3-5	.600	0-0	.000	1	1	2	2.1	2	5	1	0	1	13	7.5	
at Purdue	01/03/22	*	32	2-7	.286	1-4	.250	0-0	.000	0	1	1	2.0	1	3	1	0	1	5	7.3	
IOWA	01/06/22	*	31	3-9	.333	1-4	.250	4-4	1.000	0	2	2	2.0	2	1	0	0	2	11	7.6	
at Maryland	01/09/22	*	33	1-5	.200	1-3	.333	0-0	.000	0	3	3	2.1	3	2	1	0	1	3	7.3	
OHIO ST.	01/13/22	*	28	0-3	.000	0-2	.000	0-0	.000	0	2	2	2.1	2	1	3	0	0	0	6.8	
at Northwestern	01/18/22	*	35	6-10	.600	2-3	.667	0-3	.000	1	0	1	2.0	1	1	0	0	0	14	7.2	
MICHIGAN ST.	01/21/22	*	31	2-6	.333	1-3	.333	0-0	.000	0	2	2	2.0	3	3	2	0	2	5	7.1	
at Nebraska	01/27/22	*	25	5-9	.556	3-5	.600	0-0	.000	1	2	3	2.1	3	2	1	0	3	13	7.4	
MINNESOTA	01/30/22	*	32	2-5	.400	1-1	1.000	0-0	.000	0	3	3	2.1	2	1	1	0	1	5	7.3	
at Illinois	02/02/22	*	28	3-9	.333	1-4	.250	0-0	.000	1	1	2	2.1	2	2	3	0	1	7	7.3	
PENN ST.	02/05/22	*	27	4-7	.571	2-4	.500	0-0	.000	0	2	2	2.1	4	1	1	0	0	10	7.4	
at Michigan St.	02/08/22	*	30	4-9	.444	1-3	.333	2-2	1.000	0	3	3	2.1	3	3	0	0	2	11	7.6	
RUTGERS	02/12/22	*	33	3-8	.375	1-4	.250	0-0	.000	0	0	0	2.0	1	3	2	0	2	7	7.5	
Totals			24	731	63-164	.384	27-82	.329	28-35	.800	6	43	49	2.0	50	49	31	4	29	181	7.5
Games played: 24											Rebounds/game: 2.0										
Minutes/game: 30.5											Assists/game: 2.0										
Points/game: 7.5											Turnovers/game: 1.3										
FG Pct: 38.4											Assist/turnover ratio: 1.6										
3FG Pct: 32.9											Steals/game: 1.2										
FT Pct: 80.0											Blocks/game: 0.2										

CAREER STATISTICS																		
Overall			3-Point						Rebounding									
Year	GP-GS	Min/Avg	FG-FGA	Pct	FG-FGA	Pct	FT-FTA	Pct	Off-Def	Tot	Avg	PF-FO	Ast	TO	Blk	Stl	Pts/Avg	
2021-22	24-24	731/30.5	63-164	.384	27-82	.329	28-35	.800	6-43	49	2.0	50-0	49	31	4	29	181/7.5	
Total	24-24	731/30.5	63-164	.384	27-82	.329	28-35	.800	6-43	49	2.0	50-0	49	31	4	29	181/7.5	
Conference			3-Point						Rebounding									
Year	GP-GS	Min/Avg	FG-FGA	Pct	FG-FGA	Pct	FT-FTA	Pct	Off-Def	Tot	Avg	PF-FO	Ast	TO	Blk	Stl	Pts/Avg	
2021-22	14-14	423/30.2	37-99	.374	16-48	.333	10-13	.769	3-26	29	2.1	32-0	25	16	2	16	100/7.1	
Total	14-14	423/30.2	37-99	.374	16-48	.333	10-13	.769	3-26	29	2.1	32-0	25	16	2	16	100/7.1	

33 | CHRIS VOGT

Senior | Center | 7-0 | 257
Mayfield, KY | Graves County (Cincinnati)



Twitter: @ChrisVogt33 | **Instagram:** @chrisvogt33

INDIVIDUAL BENCHMARKS

	SEASON	CAREER
GP/GS:	24/0	125/52
10+ POINTS:	0	26
20+ POINTS:	0	3
5+ REBOUNDS:	6	41
10+ REBOUNDS:	0	5
DOUBLE-DOUBLES:	0	4
2+ BLOCKS:	5	35
LED TEAM IN PTS:	0	6
LED TEAM IN REB:	3	15

GET TO KNOW CHRIS

Fifth-year senior transfer Chris Vogt joins the Wisconsin program after playing at Cincinnati last season. A 7-foot center from Mayfield, Kentucky, Vogt has played in 120+ games over his four-year collegiate career, including starting 50 of 53 games at Cincinnati. As a junior in 2019-20, he averaged 11.0 points, 5.9 rebounds and 1.6 blocks per game, shooting a conference-leading 64.8 percent from the floor. Last season, Vogt started 21 of 23 games and averaged 5.0 points, 3.5 rebounds, 1.1 blocks, and 56 percent field goal shooting in 19.4 minutes per game. He ranked among the conference leaders in blocks (fifth) and offensive rebounds (15th). Vogt spent his freshman and sophomore seasons at Northern Kentucky, where he played 48 games.

HONORS

- 2019-20 AAC Regular Season Championship
- 2018-19 Horizon League Regular Season Champion
- 2017-18 Horizon League Regular Season Champion

TOP CAREER PERFORMANCES

- **NICHOLLS (12/15/21):** Helped UW off the bench, finishing with 9 pts, 7 reb (4 off.), 1 stl in 25 minutes.
- **INDIANA (12/8/21):** Season highs with 9 points and 6 rebounds to spark UW's come-from-behind win.
- **LIPSCOMB (12/2/20):** Scored 12 points (6-7 FG) and hauled in 7 rebounds in the season opener. Played season-high 32 minutes
- **SOUTH FLORIDA (12/16/20):** Sparked the Bearcats offense with a season-high 13 points and added 4 rebounds, 3 assists, and 1 block.

SEASON HIGHS

POINTS: 9 (2x) MR vs. Nicholls (12/15/21)
FIELD GOALS: 4 (2x) MR vs. Nicholls (12/15/21)
FG ATTEMPTS: 7 vs. Nicholls (12/15/21)
3-POINT FGS: --
3-POINT FGAS: 1 vs. Green Bay (11/12/21)
FREE THROWS: 4 vs. Green Bay (11/12/21)
FT ATTEMPTS: 4 vs. Green Bay (11/12/21)
REBOUNDS: 9 vs. St. Francis Bkn (11/9/21)
ASSISTS: 2 (3x) MR vs. Michigan State (1/21/22)
BLOCKS: 3 (2x) MR at Maryland (1/9/22)
STEALS: 2 vs. Rutgers (2/12/22)
MINUTES: 25 vs. Nicholls (12/15/21)

CAREER HIGHS

POINTS: 21 (2x) MR at Tulane (1/4/20)*
FIELD GOALS: 9 (3x) MR at Tulane (1/4/20)*
FG ATTEMPTS: 13 vs. Green Bay (1/24/19)**
3-POINT FGS: --
3-POINT FGAS: 1 vs. Green Bay (11/12/21)
FREE THROWS: 8 at Temple (1/22/20)*
FT ATTEMPTS: 9 (2x) MR at Temple (1/22/20)*
REBOUNDS: 14 vs. Green Bay (1/24/19)**
ASSISTS: 4 vs. Furman (12/10/20)*
BLOCKS: 6 vs. Temple (2/12/21)*
STEALS: 3 (2x) MR vs. Memphis (2/28/21)*
MINUTES: 41 at UConn (2/9/20)*

*recorded at Cincinnati **recorded at N Kentucky

GAME-BY-GAME STATISTICS

Opponent	Date	gs	min	Total		3-Pointers		Free throws		Rebounds			pf	a	t/o	blk	stl	pts	avg	
				fg-fga	pct	3fg-3fga	pct	ft-fa	pct	off	def	tot	avg							
ST. FRANCIS BROOKLYN	11/09/21	17	1-3	.333	0-0	.000	0-0	.000	0-0	.000	2	7	9	0	2	1	0	2	2.0	
GREEN BAY	11/12/21	12	0-2	.000	0-1	.000	4-4	1.000	3	2	5	7.0	3	0	0	2	1	4	3.0	
PROVIDENCE	11/15/21	9	0-0	.000	0-0	.000	0-0	.000	0	1	1	5.0	3	1	0	1	0	0	2.0	
vs Texas A&M	11/22/21	7	0-0	.000	0-0	.000	0-0	.000	1	1	2	4.3	1	0	0	0	0	0	1.5	
vs Houston	11/23/21	11	0-0	.000	0-0	.000	0-0	.000	0	2	2	3.8	3	1	0	0	0	0	1.2	
vs Saint Mary's (CA)	11/24/21	6	0-1	.000	0-0	.000	0-0	.000	2	0	2	3.5	2	0	1	0	0	0	1.0	
at Georgia Tech	12/01/21	12	0-2	.000	0-0	.000	0-0	.000	3	4	7	4.0	4	1	0	0	0	0	0.9	
MARQUETTE	12/04/21	5	0-0	.000	0-0	.000	1-2	.500	1	2	3	3.9	0	2	0	0	0	1	0.9	
INDIANA	12/08/21	21	4-6	.667	0-0	.000	1-1	1.000	4	2	6	4.1	2	1	0	0	1	9	1.8	
at Ohio St.	12/11/21	17	3-6	.500	0-0	.000	1-3	.333	0	2	2	3.9	4	0	0	3	1	7	2.3	
NICHOLLS ST.	12/15/21	26	4-7	.571	0-0	.000	1-3	.333	4	3	7	4.2	2	1	0	0	1	9	2.9	
ILLINOIS ST.	12/29/21	12	2-4	.500	0-0	.000	0-0	.000	2	1	3	4.1	4	1	1	1	0	4	3.0	
at Purdue	01/03/22	13	2-3	.667	0-0	.000	2-3	.667	3	0	3	4.0	5	0	1	0	0	6	3.2	
IOWA	01/06/22	13	0-3	.000	0-0	.000	0-0	.000	2	2	4	4.0	3	1	0	0	0	0	3.0	
at Maryland	01/09/22	17	1-2	.500	0-0	.000	0-0	.000	0	1	1	3.8	3	2	0	3	0	2	2.9	
OHIO ST.	01/13/22	15	2-3	.667	0-0	.000	0-0	.000	0	1	1	3.6	3	2	0	0	1	4	3.0	
at Northwestern	01/18/22	18	2-4	.500	0-0	.000	0-0	.000	3	1	4	3.6	3	0	1	2	0	4	3.1	
MICHIGAN ST.	01/21/22	8	0-0	.000	0-0	.000	0-0	.000	0	1	1	3.5	3	2	0	0	0	0	2.9	
at Nebraska	01/27/22	15	0-4	.000	0-0	.000	0-0	.000	2	3	5	3.6	2	1	1	1	0	0	2.7	
MINNESOTA	01/30/22	8	0-1	.000	0-0	.000	0-0	.000	1	0	1	3.5	1	1	0	0	0	0	2.6	
at Illinois	02/02/22	13	1-2	.500	0-0	.000	0-0	.000	2	1	3	3.4	4	1	0	0	1	2	2.6	
PENN ST.	02/05/22	15	1-3	.333	0-0	.000	0-0	.000	3	1	4	3.5	0	0	1	0	1	2	2.5	
at Michigan St.	02/08/22	12	1-1	1.000	0-0	.000	0-3	.000	1	2	3	3.4	1	0	1	2	0	2	2.5	
RUTGERS	02/12/22	14	1-2	.500	0-0	.000	0-2	.000	2	2	4	3.5	2	0	0	0	2	2	2.5	
Totals		0	316	25-59	.424	0-1	.000	10-21	.476	41	42	83	3.5	60	17	9	16	9	60	2.5

Games played: 24
Minutes/game: 13.2
Points/game: 2.5
FG Pct: 42.4
3FG Pct: 0.0
FT Pct: 47.6

Rebounds/game: 3.5
Assists/game: 0.7
Turnovers/game: 0.4
Assist/turnover ratio: 1.9
Steals/game: 0.4
Blocks/game: 0.7

CAREER STATISTICS

Overall					3-Point			Rebounding									
Year	GP-GS	Min/Avg	FG-FGA	Pct	FG-FGA	Pct	FT-FTA	Pct	Off-Def	Tot	Avg	PF-FO	Ast	To	Blk	Stl	Pts/Avg
2017-18	13-0	42/3.2	6-10	.600	---	---	2-6	.333	0-9	9	0.7	8-0	3	2	4	2	8/1.1
2018-19	35-2	450/12.9	64-111	.577	---	---	30-78	.385	47-82	129	3.7	87-0	20	36	42	10	158/4.5
2019-20	30-29	856/28.5	136-210	.648	---	---	58-101	.574	78-99	177	5.9	93-0	25	51	47	10	330/11.0
2020-21	**23/21	447/19.4	47-84	.560	---	---	20-57	.351	35-46	81	3.5	73-0	25	28	25	5	114/5.0
2021-22	24-0	316/13.2	25-59	.424	0-1	.000	10-21	.476	41-42	83	3.5	60-0	17	9	16	9	60/2.5
Total	125-53	2111/16.9	278-474	.586	0-1	.000	10-263	.456	201-278	479	3.8	321	90	126	134	36	676/5.4

*at Northern Kentucky **at Cincinnati

Conference		3-Point							Rebounding									
Year	GP-GS	Min/Avg	FG-FGA	Pct	FG-FGA	Pct	FT-FTA	Pct	Off-Def	Tot	Avg	PF-FO	Ast	TO	Blk	Stl	Pts/Avg	
2017-18*	7-0	11/1.6	1-1	1.000	---	---	---	---	0-2	2	0.3	2-0	1	1	3	0	2/0.3	
2018-19*	18-2	230/12.8	33-63	.524	---	---	14-35	.400	22-42	64	3.6	36-0	10	18	22	5	80/4.4	
2019-20**	18-17	523/29.1	74-118	.627	---	---	31-58	.534	45-50	95	5.3	59-0	14	35	31	8	179/9.9	
2020-21**	14-12	271/19.4	25-54	.463	---	---	19-47	.404	23-28	51	3.6	45-0	15	13	15	4	69/4.9	
2021-22	14-0	199/14.2	18-40	.450	---	---	4-12	.333	23-19	42	3.0	36-0	11	5	11	7	40/2.9	
Total	71-31	1234/17.4	151-276	.547	---	---	68-152	.447	133-141	254	3.6	178	51	72	82	24	370/5.2	

*Horizon League **American Athletic Conference

Senior | Guard | 6-4 | 200
Maple Grove, Minn. | Maple Grove High School



	SEASON	CAREER
GP/GS:	24/24	152/148
20+ POINTS:	6	16
30+ POINTS:	0	2
3+ ASSISTS:	9	52
3+ STEALS:	2	15
LED UW IN PTS:	5	30
LED UW IN AST:	8	32

Fifth-year senior Brad Davison returns as a key team leader for Wisconsin, not only vocally, but also in terms of production on the court. The Maple Grove, Minnesota native has now made over 150 career starts as a Badger, setting the school record. Last year, Davison averaged 10.0 points per game and shot a career-best 39.1 percent from 3-point range. Starting all 31 games last season, Davison had a masterful performance in the 2021 NCAA Tournament, scoring a game-high 29 points and leading the Badgers to an 85-62 win over North Carolina in the first round.

- Big Ten Co-Player of the Week (12/6/21)
- 2018 Big Ten All-Freshman Team
- 2x Big Ten Freshman of the Week
- 3x Academic All-Big Ten (2019, '20, '21)

- Ranks 1st in school history with 282 career 3FGs
- Ranks 1st in school history with 148 career starts
- Ranks 4th in school history with 83.9% career FT%
- Ranks 8th in school history with 1,709 points
- Ranks 9th in school history with 322 career assists
- Ranks 10th in school history with 149 career steals

- **at Nebraska (1/27/22):** Set UW's career 3FG record, finishing with 21 pts (5-8 3FG), 7 reb, 4 ast and 3 stl
- **#16 OHIO STATE (1/13/22):** Scored a game-high 25 points (7-12 FG, 4-6 3FG, 7-8 FT)
- **MARQUETTE (12/4/21):** Scored 20 points, shooting 4-for-8 from 3PT range in the win
- **at Ga Tech (12/1/21):** Scored a season-high 27 pts (5-9 3FG) to lead UW to a B1G/ACC Challenge win
- **PROVIDENCE (11/15/21):** Finished with a team-high 25 points (8-10 FT) and 7 rebounds for UW

POINTS: 27 at Ga Tech (12/1/21)
FIELD GOALS: 9 at Ga Tech (12/1/21)
FG ATTEMPTS: 17 vs. Providence (11/15/21)
3-POINT FGS: 6 vs. Michigan State (1/21/22)
3-POINT FGAS: 11 (2x) MR vs. Texas A&M (11/22/21)
FREE THROWS: 8 vs. Providence (11/15/21)
FT ATTEMPTS: 10 vs. Providence (11/15/21)
REBOUNDS: 7 (4x) MR at Nebraska (1/27/22)
ASSISTS: 4 (2x) MR at Nebraska (1/27/22)
BLOCKS: --
STEALS: 3 (2x) MR at Nebraska (1/27/22)
MINUTES: 39 vs. Providence (11/15/21)

POINTS: 30 (2x) MR at Nebraska (2/15/20)
FIELD GOALS: 11 at Nebraska (2/15/20)
FG ATTEMPTS: 19 vs. Michigan State (2/25/18)
3-POINT FGS: 8 at Nebraska (2/15/20)
3-POINT FGAS: 11 (3x) MR vs. Texas A&M (11/22/21)
FREE THROWS: 12 vs. Rhode Island (12/9/20)
FT ATTEMPTS: 16 vs. Marquette (12/9/17)
REBOUNDS: 13 at Penn State (1/11/20)
ASSISTS: 7 vs. Nebraska (12/22/20)
BLOCKS: 1 (3x) MR vs. Mich. State (3/16/19)
STEALS: 5 vs. Illinois (2/27/21)
MINUTES: 44 vs. Minnesota (2/19/18)

Opponent	Date	gs	min	Total	3-Pointers	Free throws	Rebounds												
				fg-fga	pct	3fg-fga	pct	ft-fa	pct	off	def	tot	avg	pf	a	t/o	blk	stl	pts
ST. FRANCIS BROOKLYN	11/09/21	*	23	3-8	.375	2-4	.500	0-1	.000	0	6	6	6.0	2	2	1	0	2	8
GREEN BAY	11/12/21	*	24	5-8	.625	1-4	.250	4-4	1.000	2	1	3	4.5	2	2	1	0	1	15
PROVIDENCE	11/15/21	*	39	7-17	.412	3-11	.273	8-10	.800	1	6	7	5.3	4	0	2	0	3	25
vs Texas A&M	11/22/21	*	35	5-16	.313	3-11	.273	6-6	1.000	0	7	7	5.8	2	3	1	0	0	19
vs Houston	11/23/21	*	28	2-6	.333	1-5	.200	4-4	1.000	0	4	4	5.4	4	2	1	0	1	9
vs Saint Mary's (CA)	11/24/21	*	35	1-10	.100	1-7	.143	1-2	.500	1	2	3	5.0	3	1	0	0	4	13.3
at Georgia Tech	12/01/21	*	37	9-16	.563	5-9	.556	4-5	.800	0	1	1	4.4	2	3	1	0	0	27
MARQUETTE	12/04/21	*	33	6-12	.500	4-8	.500	4-5	.800	0	4	4	4.4	1	1	0	0	0	20
INDIANA	12/08/21	*	34	3-12	.250	2-7	.286	0-0	.000	0	4	4	4.3	1	3	1	0	1	8
at Ohio St.	12/11/21	*	28	4-12	.333	3-6	.500	2-2	1.000	0	5	5	4.4	3	0	1	0	0	13
NICHOLLS ST.	12/15/21	*	35	5-12	.417	4-9	.444	5-6	.833	0	1	1	4.1	5	2	1	0	1	19
LLINOIS ST.	12/29/21	*	33	1-9	.111	1-8	.125	4-4	1.000	1	4	5	4.2	2	3	1	0	0	7
at Purdue	01/03/22	*	38	5-11	.455	3-6	.500	2-2	1.000	0	3	3	4.1	1	3	0	0	0	15
IOWA	01/06/22	*	32	6-11	.545	1-3	.333	5-5	1.000	3	4	7	4.3	1	2	1	0	1	18
at Maryland	01/09/22	*	38	3-10	.300	1-7	.143	4-6	.667	1	2	3	4.2	1	2	1	0	1	11
OHIO ST.	01/13/22	*	37	7-12	.583	4-6	.667	7-8	.875	0	3	3	4.1	2	1	1	0	0	25
at Northwestern	01/18/22	*	37	4-8	.500	2-6	.333	3-3	1.000	0	4	4	4.1	1	4	1	0	0	13
MICHIGAN ST.	01/21/22	*	35	8-12	.667	6-10	.600	0-0	.000	0	2	2	4.0	3	3	2	0	1	22
at Nebraska	01/27/22	*	35	6-14	.429	5-8	.625	4-5	.800	0	7	7	4.2	3	4	2	0	3	21
MINNESOTA	01/30/22	*	38	5-13	.385	4-9	.444	0-0	.000	0	4	4	4.2	2	2	1	0	1	14
at Illinois	02/02/22	*	36	3-12	.250	0-6	.000	1-1	1.000	0	6	6	4.2	3	0	0	0	0	7
PENN ST.	02/05/22	*	35	3-10	.300	1-6	.167	2-2	1.000	1	3	4	4.2	3	1	1	0	0	9
at Michigan St.	02/08/22	*	35	2-10	.200	2-7	.286	2-2	1.000	1	1	2	4.1	1	1	1	0	0	8
RUTGERS	02/12/22	*	37	3-13	.231	1-9	.111	2-2	1.000	1	4	4	4.1	4	3	1	0	1	9
Totals			24	817	106-274	387	60-172	349	74-85	871	11	88	99	41	56	48	23	0	17
				81.7	44.2	32.2	35.3	29.2	35.1	46.7	4.6	3.7	4.1	1.7	2.3	2.0	1.0	0	

Games played: 24
Minutes/game: 34.0
Points/game: 14.4
FG Pct: 38.7
3FG Pct: 34.9
FT Pct: 87.1

Rebounds/game: 4.1
Assists/game: 2.0
Turnovers/game: 1.0
Assist/turnover ratio: 2.1
Steals/game: 0.7

Overall					3-Point				Rebounding									
Year	GP-GS	Min/Avg	FG-FGA	Pct	FG-FGA	Pct	FT-FTA	Pct	Off-Def	Tot	Avg	PF-FO	Ast	TO	Blk	Stl	Pts/Avg	
2017-18	33-29	1028/31.2	124-306	.405	60-169	.355	90-110	.818	10-66	76	2.3	109-3	83	59	1	40	398/12.1	
2018-19	34-34	1096/32.2	115-299	.385	52-149	.349	76-94	.809	10-101	111	3.3	79-2	62	34	2	36	358/10.5	
2019-20	30-30	927/30.9	92-233	.395	47-131	.359	65-77	.844	16-113	129	4.3	73-0	56	27	0	23	296/9.9	
2020-21	31-31	960/31.0	91-264	.345	63-162	.389	66-76	.868	10-99	109	3.5	72-2	73	72	0	33	311/10.0	
2021-22	24-24	817/34.0	106-274	.387	60-172	.349	74-85	.871	11-88	99	4.1	56-0	48	23	0	17	346/14.4	
Total	152-148	4828/31.8	528-1376	.384	282-783	.360	371-442	.839	57-467	524	3.4	389-7	322	170	3	149	1709/11.2	

Conference					3-Point				Rebounding									
Year	GP-GS	Min/Avg	FG-FGA	Pct	FG-FGA	Pct	FT-FTA	Pct	Off-Def	Tot	Avg	PF-FO	Ast	TO	Blk	Stl	Pts/Avg	
2017-18	18-18	598/33.2	67-175	.383	34-96	.354	47-53	.887	5-41	46	2.6	64-2	51	41	1	19	215/11.9	
2018-19	20-20	667/33.4	72-186	.387	32-87	.368	39-51	.765	6-64	70	3.5	51-2	37	18	1	15	215/10.8	
2019-20	19-19	593/31.2	56-149	.376	32-87	.368	42-52	.808	9-76	85	4.5	47-0	31	15	0	11	186/9.8	
2020-21	20-20	636/31.8	54-178	.303	38-108	.352	28-34	.824	9-67	76	3.8	50-1	47	18	0	25	174/8.7	
2021-22	14-14	495/35.4	62-160	.388	35-76	.365	34-38	.895	6-52	58	4.1	29-0	29	14	0	9	193/13.8	
Total	91-91	2989/32.8	311-848	.367	151-474	.361	190-228	.833	35-300	335	3.7	241-5	195	106	2	195	983/10.8	

2 | JORDAN DAVIS

Sophomore | Guard | 6-4 | 198
La Crosse, Wis. | La Crosse Central High School

GAME-BY-GAME STATISTICS

Opponent	Date	gs	min	Total		3-Pointers		Free throws		Rebounds				pf	a	t/o	blk	stl	pts	avg
				fg-fga	pct	3fg-fga	pct	ft-fia	pct	off	def	tot	avg							
ST. FRANCIS BROOKLYN	11/09/21	4		1-2	.500	1-2	.500	0-0	.000	0	0	0	0.0	0	0	1	0	0	3	3.0
GREEN BAY	11/12/21	7		2-2	1.000	0-0	.000	0-0	.000	1	1	2	1.0	2	0	1	0	1	4	3.5
PROVIDENCE	11/15/21	0		1-1	1.000	1-1	1.000	0-0	.000	0	0	0	0.0	0	0	0	0	0	3	3.3
vs Texas A&M	11/22/21	6		1-1	1.000	1-1	1.000	0-0	.000	1	3	4	1.5	1	0	0	0	1	3	3.3
vs Houston	11/23/21	5		0-0	.000	0-0	.000	0-0	.000	0	1	1	1.4	1	0	0	0	0	0	2.6
MARQUETTE	12/04/21	3		0-0	.000	0-0	.000	0-0	.000	0	0	0	1.2	0	0	1	0	0	0	2.2
INDIANA	12/08/21	12		1-4	.250	1-4	.250	0-0	.000	0	1	1	1.1	0	0	0	0	0	3	2.3
at Ohio St.	12/11/21	16		1-2	.500	0-0	.000	0-1	.000	1	1	2	1.3	0	0	0	1	1	2	2.3
NICHOLLS ST.	12/15/21	7		0-1	.000	0-1	.000	0-0	.000	1	1	2	1.3	0	1	0	0	0	0	2.0
ILLINOIS ST.	12/29/21	9		0-0	.000	0-0	.000	0-0	.000	0	0	0	1.2	2	0	0	0	0	0	1.8
at Purdue	01/03/22	5		0-1	.000	0-1	.000	0-0	.000	0	2	2	1.3	1	0	0	0	1	0	1.6
IOWA	01/06/22	1		0-0	.000	0-0	.000	0-0	.000	0	0	0	1.2	0	0	0	0	0	0	1.5
at Maryland	01/09/22	4		1-1	1.000	1-1	1.000	0-0	.000	0	0	0	1.1	1	0	1	0	0	3	1.6
OHIO ST.	01/13/22	3		0-1	.000	0-0	.000	0-0	.000	0	0	0	1.0	0	0	0	0	0	0	1.5
at Northwestern	01/18/22	2		0-0	.000	0-0	.000	0-0	.000	0	1	1	1.0	0	0	0	0	0	0	1.4
MICHIGAN ST.	01/21/22	1		0-0	.000	0-0	.000	0-0	.000	0	0	0	0.9	0	0	0	0	0	0	1.3
at Nebraska	01/27/22	9		0-2	.000	0-1	.000	0-0	.000	1	1	2	1.0	0	1	0	1	0	0	1.2
at Illinois	02/02/22	1		0-0	.000	0-0	.000	0-0	.000	0	0	0	0.9	2	0	0	0	0	0	1.2
PENN ST.	02/05/22	1		0-1	.000	0-0	.000	0-0	.000	0	0	0	0.9	0	0	0	0	0	0	1.1
Totals		0	96	8-19	.421	5-12	.417	0-1	.000	5	12	17	0.9	10	2	4	2	4	21	1.1

CAREER STATISTICS

Overall			3-Point								Rebounding							
Year	GP-GS	Min/Avg	FG-FGA	Pct	FG-FGA	Pct	FT-FTA	Pct	Off-Def	Tot	Avg	PF-FO	Ast	TO	Blk	Stl	Pts/Avg	
2020-21	13-0	19/1.5	3-6	.500	2-5	.400	0-0	---	0-1	1	0.1	0-0	0	1	0	0	8/0.6	
2021-22	19-0	96/5.1	8-19	.421	5-12	.417	0-1	.000	5-12	17	0.9	10-0	2	4	2	4	21/1.1	
Total	32-0	115/3.6	11-25	.440	7-17	.412	0-1	.000	5-13	18	0.6	10	2	5	2	4	29/0.9	
Conference			3-Point								Rebounding							
Year	GP-GS	Min/Avg	FG-FGA	Pct	FG-FGA	Pct	FT-FTA	Pct	Off-Def	Tot	Avg	PF-FO	Ast	TO	Blk	Stl	Pts/Avg	
2020-21	8-0	9/1.1	1-4	.250	0-3	.000	0-0	---	0-1	1	0.1	0-0	0	1	0	0	2/0.3	
2021-22	11-0	55/5.0	3-12	.250	2-7	.286	0-1	.000	2-6	8	0.7	4-0	1	1	2	2	8/0.7	
Total	19-0	64/3.4	4-16	.250	2-10	.200	0-1	.000	2-7	9	0.5	4-0	1	2	2	2	10/0.5	

4 | CARTER HIGGINBOTTOM

Junior | Guard | 6-0 | 193
Chicago, Ill. | St. Ignatius High School

GAME-BY-GAME STATISTICS

Opponent	Date	gs	min	Total		3-Pointers		Free throws		Rebounds				pf	a	t/o	blk	stl	pts	avg
				fg-fga	pct	3fg-fga	pct	ft-fia	pct	off	def	tot	avg							
ST. FRANCIS BROOKLYN	11/09/21	1		0-0	.000	0-0	.000	0-0	.000	0	0	0	0.0	0	0	1	0	0	0	0.0
GREEN BAY	11/12/21	2		0-0	.000	0-0	.000	0-0	.000	0	0	0	0.0	0	0	0	0	0	0	0.0
MARQUETTE	12/04/21	1		0-0	.000	0-0	.000	0-0	.000	0	0	0	0.0	2	0	1	0	0	0	0.0
IOWA	01/06/22	1		0-1	.000	0-0	.000	0-0	.000	0	0	0	0.0	0	0	0	0	0	0	0.0
OHIO ST.	01/13/22	0		0-0	.000	0-0	.000	0-0	.000	0	0	0	0.0	0	0	0	0	0	0	0.0
Totals		0	5	0-1	.000	0-0	.000	0-0	.000	0	0	0	0.0	2	0	2	0	0	0	0.0

CAREER STATISTICS

Overall			3-Point					Rebounding									
Year	GP-GS	Min/Avg	FG-FGA	Pct	FG-FGA	Pct	FT-FTA	Pct	Off-Def	Tot	Avg	PF-FO	Ast	TO	Blk	Stl	Pts/Avg
2018-19																	
REDSHIRT SEASON																	
2019-20	9-0	9/1.0	0-1	.000	0-0	--	---	--	0-1	1	0.1	0-0	0	1	0	0	0/0.0
2020-21	9-0	10/1.1	0-4	.000	0-0	--	0-2	.000	0-0	0	.000	1-0	1	2	0	1	0/0.0
2021-22	4-0	5/1.3	0-1	.000	---	---	---	---	0-0	0	.000	2-0	0	2	0	0	0/0.0
Total	22-0	24/1.1	0-6	.000	0-0	---	0-2	.000	0-1	1	0.04	3-0	1	5	0	1	0/0.0
Conference			3-Point					Rebounding									
Year	GP-GS	Min/Avg	FG-FGA	Pct	FG-FGA	Pct	FT-FTA	Pct	Off-Def	Tot	Avg	PF-FO	Ast	TO	Blk	Stl	Pts/Avg
2018-19																	
REDSHIRT SEASON																	
2019-20	4-0	4/1.0	0-1	.000	0-0	---	0-0	---	0-0	0	0.0	0-0	0	0	0	0	0/0.0
2020-21	4-0	5/1.3	0-1	.000	0-0	---	0-2	.000	0-0	0	0.0	1-0	0	1	0	0	0/0.0
2021-22	1-0	1/1.0	0-1	.000	0-0	---	0-0	---	---	---	---	---	---	---	---	---	---
Total	9-0	10/1.1	0-3	.000	0-0	---	0-2	.000	0-0	0	0.0	1	0	1	0	0	0/0.0

SEASON HIGHS

POINTS: 4 vs. Green Bay (11/12/21)
FIELD GOALS: 2 vs. Green Bay (11/12/21)
FG ATTEMPTS: 4 vs. Indiana (12/8/21)
3-POINT FGS: 1 (5x) MR at Maryland (1/9/22)
3-POINT FGAS: 4 vs. Indiana (12/8/21)
FREE THROWS: --
FT ATTEMPTS: 1 at Ohio State (12/11/21)
REBOUNDS: 4 vs. Texas A&M (11/22/21)
ASSISTS: 1 (2x) MR at Nebraska (1/27/22)
BLOCKS: 1 at Nebraska (1/27/22)
STEALS: 1 (4x) MR at Purdue (1/3/22)
MINUTES: 16 at Ohio State (12/11/21)

CAREER HIGHS

POINTS: 4 vs. Green Bay (11/12/21)
FIELD GOALS: 2 vs. Green Bay (11/12/21)
FG ATTEMPTS: 3 at Michigan (1/12/21)
3-POINT FGS: 1 (7x) MR at Maryland (1/9/22)
3-POINT FGAS: 4 vs. Indiana (12/8/21)
FREE THROWS: --
FT ATTEMPTS: 1 at Ohio State (12/11/21)
REBOUNDS: 4 vs. Texas A&M (11/22/21)
ASSISTS: 1 (2x) MR at Nebraska (1/27/22)
BLOCKS: 1 at Nebraska (1/27/22)
STEALS: 1 (4x) MR at Purdue (1/3/22)
MINUTES: 16 at Ohio State (12/11/21)

SEASON HIGHS

POINTS: --
FIELD GOALS: --
FG ATTEMPTS: --
3-POINT FGS: --
3-POINT FGAS: --
FREE THROWS: --
FT ATTEMPTS: --
REBOUNDS: --
ASSISTS: --
BLOCKS: --
STEALS: --
MINUTES: 2 vs. Green Bay (11/12/21)

CAREER HIGHS

POINTS: --
FIELD GOALS: --
FG ATTEMPTS: 1 (5x) MR vs. Penn State (2/2/21)
3-POINT FGS: --
3-POINT FGAS: --
FREE THROWS: --
FT ATTEMPTS: 2 at Nebraska (2/10/21)
REBOUNDS: 1 vs. Milwaukee (12/21/19)
ASSISTS: 1 vs. Green Bay (12/1/20)
BLOCKS: --
STEALS: 1 vs. North Carolina (3/19/21)
MINUTES: 2 (4x) MR vs. Green Bay (11/12/21)

Individual Game by Game

10 | ISAAC LINDSEY

Sophomore | Guard | 6-4 | 184
Mineral Point, Wis. | Mineral Point High School (UNLV)

GAME-BY-GAME STATISTICS

Opponent	Date	gs	min	Total		3-Pointers		Free throws		Rebounds				pf	a	t/o	blk	stl	pts	avg
				fg-fga	pct	3fg-fga	pct	ft-fa	pct	off	def	tot	avg							
ST. FRANCIS BROOKLYN	11/09/21	2	0-0	.000	0-0	.000	0-0	.000	0	0	0	0.0	0	0	0	0	0	0	0	0.0
GREEN BAY	11/12/21	4	0-1	.000	0-0	.000	0-0	.000	0	0	0	0.0	0	0	0	0	0	0	0	0.0
ILLINOIS ST.	12/29/21	3	1-3	.333	1-2	.500	0-0	.000	0	0	0	0.0	0	0	0	0	0	0	3	1.0
IOWA	01/06/22	1	0-0	.000	0-0	.000	0-0	.000	0	0	0	0.0	0	0	0	0	0	0	0	0.8
at Nebraska	01/27/22	1	0-0	.000	0-0	.000	0-0	.000	0	0	0	0.0	0	0	0	0	0	0	0	0.6
Totals		0	11	1-4	.250	1-2	.500	0-0	.000	0	0	0	0.0	0	0	0	0	0	3	0.6

CAREER STATISTICS

Overall				3-Point				Rebounding													
Year	GP-GS	Min/Avg	FG-FGA	Pct	FG-FGA	Pct	FT-FTA	Pct	Off-Def	Tot	Avg	PF-FO	Ast	TO	Blk	Stl	Pts	Avg			
2021-22	5-0	11/2.2	1-4	.250	1-2	.500	---	---	---	---	---	---	---	---	---	---	---	---	---	3/0.6	
Total	5-0	11/2.2	1-4	.250	1-2	.500	---	---	---	---	---	---	---	---	---	---	---	---	---	3/0.6	

Conference				3-Point				Rebounding													
Year	GP-GS	Min/Avg	FG-FGA	Pct	FG-FGA	Pct	FT-FTA	Pct	Off-Def	Tot	Avg	PF-FO	Ast	TO	Blk	Stl	Pts	Avg			
2021-22	2-0	2/2.0	---	---	---	---	---	---	---	---	---	---	---	---	---	---	---	---	---		
Total	2-0	2/2.0	---	---	---	---	---	---	---	---	---	---	---	---	---	---	---	---	---		

SEASON HIGHS

POINTS: 3 vs. Illinois St (12/29/21)
FIELD GOALS: 1 vs. Illinois St (12/29/21)
FG ATTEMPTS: 3 vs. Illinois St (12/29/21)
3-POINT FGS: 1 vs. Illinois St (12/29/21)
3-POINT FGAS: 2 vs. Illinois St (12/29/21)
FREE THROWS: --
FT ATTEMPTS: --
REBOUNDS: --
ASSISTS: --
BLOCKS: --
STEALS: --
MINUTES: 4 vs. Green Bay (11/12/21)

CAREER HIGHS

POINTS: 3 vs. Illinois St (12/29/21)
FIELD GOALS: 1 vs. Illinois St (12/29/21)
FG ATTEMPTS: 3 vs. Illinois St (12/29/21)
3-POINT FGS: 1 vs. Illinois St (12/29/21)
3-POINT FGAS: 2 vs. Illinois St (12/29/21)
FREE THROWS: --
FT ATTEMPTS: --
REBOUNDS: --
ASSISTS: --
BLOCKS: --
STEALS: --
MINUTES: 4 vs. Green Bay (11/12/21)

11 | LORNE BOWMAN II

Freshman | Guard | 6-2 | 210
Detroit, Mich. | St. Mary's High School

GAME-BY-GAME STATISTICS

Opponent	Date	gs	min	Total		3-Pointers		Free throws		Rebounds				pf	a	t/o	blk	stl	pts	avg
				fg-fga	pct	3fg-fga	pct	ft-fa	pct	off	def	tot	avg							
ST. FRANCIS BROOKLYN	11/09/21	15	3-7	.429	3-4	.750	0-0	.000	2	2	4	4.0	0	1	1	0	0	9	9.0	
GREEN BAY	11/12/21	15	1-3	.333	1-2	.500	0-0	.000	0	1	1	2.5	4	1	1	0	3	3	6.0	
PROVIDENCE	11/15/21	11	1-3	.333	1-2	.500	0-0	.000	0	0	0	1.7	1	0	1	0	0	3	5.0	
vs Texas A&M	11/22/21	11	0-1	.000	0-0	.000	2-2	1.000	0	0	0	1.3	1	1	0	0	1	2	4.3	
vs Houston	11/23/21	12	1-1	1.000	0-0	.000	0-1	.000	0	0	0	1.0	1	0	1	0	0	2	3.8	
vs Saint Mary's (CA)	11/24/21	11	2-5	.400	1-2	.500	0-0	.000	0	0	0	0.8	1	0	1	0	0	5	4.0	
at Georgia Tech	12/01/21	8	2-3	.667	1-2	.500	0-0	.000	0	2	2	1.0	1	0	0	0	0	5	4.1	
MARQUETTE	12/04/21	11	2-4	.500	1-3	.333	0-0	.000	0	1	1	1.0	2	0	3	0	0	5	4.3	
NICHOLLS ST.	12/15/21	13	1-2	.500	1-2	.500	1-3	.333	0	3	3	1.2	0	0	1	0	0	4	4.2	
at Purdue	01/03/22	5	0-0	.000	0-0	.000	0-0	.000	0	0	0	1.1	0	1	0	0	0	0	3.8	
IOWA	01/06/22	9	0-3	.000	0-1	.000	0-0	.000	0	0	0	1.0	2	0	1	0	0	0	3.5	
at Maryland	01/09/22	8	0-1	.000	0-0	.000	0-0	.000	0	1	1	1.0	1	2	1	0	1	0	3.2	
OHIO ST.	01/13/22	12	1-1	1.000	1-1	1.000	0-2	.000	0	0	0	0.9	2	0	0	0	0	3	3.2	
at Northwestern	01/18/22	5	0-1	.000	0-1	.000	0-0	.000	0	1	1	0.9	2	1	0	0	0	0	2.9	
MICHIGAN ST.	01/21/22	12	1-3	.333	0-2	.000	2-2	1.000	0	0	0	0.9	2	2	0	0	0	4	3.0	
at Nebraska	01/27/22	13	1-4	.250	0-1	.000	2-4	.500	0	1	1	0.9	1	0	1	0	0	4	3.1	
MINNESOTA	01/30/22	10	1-4	.250	0-1	.000	3-3	1.000	0	0	0	0.8	1	0	0	0	1	5	3.2	
at Illinois	02/02/22	15	3-4	.750	1-1	1.000	0-0	.000	1	2	3	0.9	0	1	0	0	0	7	3.4	
PENN ST.	02/05/22	12	0-4	.000	0-2	.000	1-4	.250	0	3	3	1.1	1	0	0	0	0	1	3.3	
at Michigan St.	02/08/22	11	1-4	.250	1-2	.500	0-2	.000	0	3	3	1.2	1	1	0	0	0	3	3.3	
RUTGERS	02/12/22	7	0-2	.000	0-1	.000	1-2	.500	0	1	1	1.1	0	0	1	0	0	1	3.1	
Totals		0	226	21-60	.350	12-30	.400	12-25	.480	3	21	24	1.1	24	11	13	0	6	66	3.1

CAREER STATISTICS

Overall			3-Point						Rebounding								
Year	GP-GS	Min/Avg	FG-FGA	Pct	FG-FGA	Pct	FT-FTA	Pct	Off-Def	Tot	Avg	PF-FO	Ast	TO	Blk	Stl	Pts/Avg
2021-22	21-0	226/10.8	21-60	.350	12-30	.400	12-25	.480	3-21	24	1.1	24-0	11	13	0	6	66/3.1
Total	21-0	226/10.8	21-60	.350	12-30	.400	12-25	.480	3-21	24	1.1	24-0	11	13	0	6	66/3.1

Conference			3-Point						Rebounding								
Year	GP-GS	Min/Avg	FG-FGA	Pct	FG-FGA	Pct	FT-FTA	Pct	Off-Def	Tot	Avg	PF-FO	Ast	TO	Blk	Stl	Pts/Avg
2021-22	12-0	119/9.9	8-31	.258	3-13	.231	9-19	.474	1-12	13	1.1	13-0	8	4	0	2	28/2.3
Total	12-0	119/9.9	8-31	.258	3-13	.231	9-19	.474	1-12	13	1.1	13-0	8	4	0	2	28/2.3

SEASON HIGHS

POINTS: 9 vs. St. Francis Bkn (11/9/21)
FIELD GOALS: 3 vs. St. Francis Bkn (11/9/21)
FG ATTEMPTS: 7 vs. St. Francis Bkn (11/9/21)
3-POINT FGS: 3 vs. St. Francis Bkn (11/9/21)
3-POINT FGAS: 4 vs. St. Francis Bkn (11/9/21)
FREE THROWS: 3 vs. Minnesota (1/30/22)
FT ATTEMPTS: 4 (2x) MR Penn St (2/5/22)
REBOUNDS: 4 vs. St. Francis Bkn (11/9/21)
ASSISTS: 2 (2x) MR vs. Michigan St (1/21/22)
BLOCKS: --
STEALS: 1 (3x) MR vs. Minnesota (1/30/22)
MINUTES: 15 vs. St. Francis Bkn (11/9/21)

CAREER HIGHS

POINTS: 9 vs. St. Francis Bkn (11/9/21)
FIELD GOALS: 3 vs. St. Francis Bkn (11/9/21)
FG ATTEMPTS: 7 vs. St. Francis Bkn (11/9/21)
3-POINT FGS: 3 vs. St. Francis Bkn (11/9/21)
3-POINT FGAS: 4 vs. St. Francis Bkn (11/9/21)
FREE THROWS: 3 vs. Minnesota (1/30/22)
FT ATTEMPTS: 4 (2x) MR Penn St (2/5/22)
REBOUNDS: 4 vs. St. Francis Bkn (11/9/21)
ASSISTS: 2 (2x) MR vs. Michigan St (1/21/22)
BLOCKS: --
STEALS: 1 (3x) MR vs. Minnesota (1/30/22)
MINUTES: 15 vs. St. Francis Bkn (11/9/21)

Individual Game by Game

13 | JUSTIN TAPHORN

Freshman | Guard | 6-5 | 198
Pekin, Ill. | Pekin High School

GAME-BY-GAME STATISTICS

Opponent	Date	gs	min	Total		3-Pointers		Free throws		Rebounds				pf	a	t/o	blk	stl	pts	avg
				fg-fga	pct	3fg-fga	pct	ft-fa	pct	off	def	tot	avg							
ST. FRANCIS BROOKLYN	11/09/21	1		0-0	.000	0-0	.000	0-0	.000	0	0	0	0.0	0	0	0	0	0	0	0.0
GREEN BAY	11/12/21	2		0-0	.000	0-0	.000	0-0	.000	0	0	0	0.0	0	0	0	0	0	0	0.0
MARQUETTE	12/04/21	1		0-0	.000	0-0	.000	0-0	.000	0	0	0	0.0	0	0	0	0	0	0	0.0
Totals		0	4	0-0	.000	0-0	.000	0-0	.000	0	0	0	0.0	0	0	0	0	0	0	0.0

CAREER STATISTICS

Overall		3-Point								Rebounding							
Year	GP-GS	Min/Avg	FG-FGA	Pct	FG-FGA	Pct	FT-FTA	Pct	Off-Def	Tot	Avg	PF-FO	Ast	TO	Blk	Stl	Pts/Avg
2020-21	6-0	8/1.3	0-1	.000	0-1	.000	---	---	0-0	0	---	0-0	0	1	0	0	0/0.0
2021-22	3-0	4/1.3	0-0	.000	0-0	.000	---	---	0-0	0	---	0-0	0	0	0	0	0/0.0
Total	9-0	12/1.3	0-1	.000	0-1	.000	---	---	0-0	0	---	0-0	0	1	0	0	0/0.0

Overall		3-Point								Rebounding							
Year	GP-GS	Min/Avg	FG-FGA	Pct	FG-FGA	Pct	FT-FTA	Pct	Off-Def	Tot	Avg	PF-FO	Ast	TO	Blk	Stl	Pts/Avg
2020-21	2-0	2/1.0	0-0	---	0-0	---	0-0	---	0-0	0	0.0	0-0	0	0	0	0	0/0.0
2021-22	---	---	---	---	---	---	---	---	---	---	---	---	---	---	---	---	---/---
Total	2-0	2/1.0	0-0	---	0-0	---	0-0	---	0-0	0	0.0	0-0	0	0	0	0	0/0.0

SEASON HIGHS

POINTS: --
FIELD GOALS: --
FG ATTEMPTS: --
3-POINT FGS: --
3-POINT FGAS: --
FREE THROWS: --
FT ATTEMPTS: --
REBOUNDS: --
ASSISTS: --
BLOCKS: --
STEALS: --
MINUTES: 2 vs. Green Bay (11/12/21)

CAREER HIGHS

POINTS: --
FIELD GOALS: --
FG ATTEMPTS: 1 vs. Green Bay (12/1/20)
3-POINT FGS: --
3-POINT FGAS: 1 vs. Green Bay (12/1/20)
FREE THROWS: --
FT ATTEMPTS: --
REBOUNDS: --
ASSISTS: --
BLOCKS: --
STEALS: --
MINUTES: 2 vs. Green Bay (11/12/21)

14 | CARTER GILMORE

Freshman | Forward | 6-7 | 215
Hartland, Wis. | Arrowhead High School

GAME-BY-GAME STATISTICS

Opponent	Date	gs	min	Total		3-Pointers		Free throws		Rebounds										
				fg-fga	pct	3fg-fga	pct	ft-fa	pct	off	def	tot	avg	pf	a	t/o	blk	stl	pts	avg
ST. FRANCIS BROOKLYN	11/09/21	7	2-2	1.000	0-0	.000	1-2	.500	0	1	1	1.0	0	1	0	1	1	5	5.0	
GREEN BAY	11/12/21	14	0-4	.000	0-1	.000	0-0	.000	2	3	5	3.0	0	0	1	2	0	0	2.5	
PROVIDENCE	11/15/21	25	0-3	.000	0-1	.000	0-0	.000	0	5	5	3.7	2	0	0	0	0	1.7		
vs Texas A&M	11/22/21	11	0-0	.000	0-0	.000	1-2	.500	0	0	0	2.8	2	0	0	0	1	0	1.5	
vs Houston	11/23/21	9	0-1	.000	0-1	.000	0-0	.000	0	0	0	2.2	1	1	0	0	1	0	1.2	
vs Saint Mary's (CA)	11/24/21	12	1-1	1.000	0-0	.000	2-2	1.000	1	0	1	2.0	2	0	0	0	0	4	1.7	
at Georgia Tech	12/01/21	5	0-0	.000	0-0	.000	0-0	.000	0	1	1	1.9	1	0	0	0	0	0	1.4	
MARQUETTE	12/04/21	7	0-0	.000	0-0	.000	0-0	.000	1	0	1	1.8	3	1	0	0	0	0	1.3	
INDIANA	12/08/21	4	1-2	.500	0-1	.000	0-0	.000	0	0	0	1.6	0	0	0	0	0	2	1.3	
NICHOLLS ST.	12/15/21	4	0-0	.000	0-0	.000	0-1	.000	0	0	0	1.4	1	0	0	0	0	0	1.2	
ILLINOIS ST.	12/29/21	8	1-1	1.000	1-1	1.000	0-0	.000	0	3	3	1.5	1	0	0	0	0	3	1.4	
at Purdue	01/03/22	19	0-3	.000	0-3	.000	0-0	.000	2	0	2	1.6	1	1	1	0	0	0	1.3	
IOWA	01/06/22	8	1-2	.500	0-1	.000	0-0	.000	0	0	0	1.5	3	0	0	0	0	2	1.3	
at Maryland	01/09/22	9	1-2	.500	0-0	.000	0-0	.000	0	0	0	1.4	2	0	0	0	0	2	1.4	
OHIO ST.	01/13/22	7	0-2	.000	0-2	.000	0-0	.000	0	0	0	1.3	0	1	0	0	0	0	1.3	
at Northwestern	01/18/22	7	0-0	.000	0-0	.000	0-0	.000	0	2	2	1.3	0	3	0	0	0	0	1.2	
MICHIGAN ST.	01/21/22	10	0-3	.000	0-1	.000	0-0	.000	0	1	1	1.3	0	0	0	0	0	0	1.1	
at Nebraska	01/27/22	1	0-0	.000	0-0	.000	0-0	.000	0	0	0	1.2	0	0	0	0	0	0	1.1	
MINNESOTA	01/30/22	4	0-1	.000	0-1	.000	0-0	.000	0	0	0	1.2	1	0	0	0	0	0	1.0	
at Illinois	02/02/22	0	0-0	.000	0-0	.000	0-0	.000	0	0	0	1.1	0	0	0	0	0	0	1.0	
Totals		0	171	7-27	.259	1-13	.077	4-7	.571	6	16	22	1.1	20	8	2	4	2	19	1.0

CAREER STATISTICS

Overall		3-Point								Rebounding							
Year	GP-GS	Min/Avg	FG-FGA	Pct	FG-FGA	Pct	FT-FTA	Pct	Off-Def	Tot	Avg	PF-FO	Ast	TO	Blk	Stl	Pts/Avg
2020-21	9-0	17/1.9	1-5	.200	0-4	.000	0-0	.000	0-3	3	0.3	2-0	0	0	0	0	2/0.2
2021-22	20-0	170/8.5	7-27	.259	1-13	.077	4-7	.571	6-16	22	1.1	20-0	8	3	4	2	19/1.0
Total	29-0	187/6.4	8-32	.250	1-17	.059	4-7	.571	6-19	25	0.9	22-0	8	3	4	2	21/0.7

Conference		3-Point								Rebounding							
Year	GP-GS	Min/Avg	FG-FGA	Pct	FG-FGA	Pct	FT-FTA	Pct	Off-Def	Tot	Avg	PF-FO	Ast	TO	Blk	Stl	Pts/Avg
2020-21	4-0	8/2.0	0-2	.000	0-2	.000	---	---	0-1	1	0.3	1-0	0	0	0	0	0/0.0
2021-22	10-0	68/6.8	3-15	.200	0-9	.000	---	---	2-3	5	0.5	7-0	5	1	0	0	6/0.6
Total	14-0	76/5.4	3-17	.176	0-11	.000	---	---	2-4	6	0.4	8-0	5	1	0	0	6/0.4

SEASON HIGHS

POINTS: 5 vs. St. Francis Bkn (11/9/21)
FIELD GOALS: 2 vs. St. Francis Bkn (11/9/21)
FG ATTEMPTS: 3 (3x) MR vs. Michigan St (1/21/22)
3-POINT FGS: 1 vs. Illinois St (12/29/21)
3-POINT FGAS: 3 at Purdue (1/3/22)
FREE THROWS: 2 vs. Saint Mary's (11/24/21)
FT ATTEMPTS: 2 (2x) MR vs. Saint Mary's (11/24/21)
REBOUNDS: 5 vs. Providence (11/15/21)
ASSISTS: 3 at Northwestern (1/18/22)
BLOCKS: 1 vs. Texas A&M (11/22/21)
STEALS: 1 (2x) MR vs. Houston (11/23/21)
MINUTES: 25 vs. Providence (11/15/21)

CAREER HIGHS

POINTS: 5 vs. St. Francis Bkn (11/9/21)
FIELD GOALS: 2 vs. St. Francis Bkn (11/9/21)
FG ATTEMPTS: 3 (3x) MR vs. Michigan St (1/21/22)
3-POINT FGS: 1 vs. Illinois St (12/29/21)
3-POINT FGAS: 3 at Purdue (1/3/22)
FREE THROWS: 2 vs. Saint Mary's (11/24/21)
FT ATTEMPTS: 2 (2x) MR vs. Saint Mary's (11/24/21)
REBOUNDS: 5 vs. Providence (11/15/21)
ASSISTS: 3 at Northwestern (1/18/22)
BLOCKS: 1 vs. Texas A&M (11/22/21)
STEALS: 1 (2x) MR vs. Houston (11/23/21)
MINUTES: 25 vs. Providence (11/15/21)

Individual Game by Game

35 | MARKUS ILVER

Freshman | Forward | 6-8 | 247
Tallinn, Estonia | Western Reserve Academy

GAME-BY-GAME STATISTICS

Opponent	Date	gs	min	Total		3-Pointers		Free throws		Rebounds				pf	a	tlo	blk	stl	pts	avg
				fg-fga	pct	3fg-fga	pct	ft-fia	pct	off	def	tot	avg							
ST. FRANCIS BROOKLYN	11/09/21	7	1-2	.500	0-1	.000	0-0	.000	0	0	0	0.0	1	0	0	0	0	0	2	2.0
GREEN BAY	11/12/21	11	0-4	.000	0-2	.000	3-4	.750	1	3	4	2.0	4	0	1	0	0	3	2.5	
PROVIDENCE	11/15/21	2	0-0	.000	0-0	.000	0-0	.000	0	0	0	1.3	0	0	0	0	0	0	1.7	
MARQUETTE	12/04/21	2	0-1	.000	0-1	.000	0-0	.000	0	0	0	1.0	0	0	0	0	0	0	1.3	
at Ohio St.	12/11/21	3	0-1	.000	0-1	.000	0-0	.000	0	0	0	0.8	0	0	0	0	0	0	1.0	
ILLINOIS ST.	12/29/21	2	0-0	.000	0-0	.000	0-0	.000	0	0	0	0.7	0	0	0	0	0	0	0.8	
IOWA	01/06/22	1	0-0	.000	0-0	.000	0-0	.000	0	0	0	0.6	1	0	1	0	0	0	0.7	
Totals		0	28	1-8	.125	0-5	.000	3-4	.750	1	3	4	0.6	6	0	2	0	0	5	0.7

CAREER STATISTICS

Overall			3-Point						Rebounding								
Year	GP-GS	Min/Avg	FG-FGA	Pct	FG-FGA	Pct	FT-FTA	Pct	Off-Def	Tot	Avg	PF-FO	Ast	TO	Blk	Stl	Pts/Avg
2021-22	7-0	27/3.9	1-8	.125	0-5	.000	3-4	.750	1-3	4	0.6	6-0	0	2	0	0	5/0.7
Total	7-0	27/3.9	1-8	.125	0-5	.000	3-4	.750	1-3	4	0.6	6-0	0	2	0	0	5/0.7
Conference			3-Point						Rebounding								
Year	GP-GS	Min/Avg	FG-FGA	Pct	FG-FGA	Pct	FT-FTA	Pct	Off-Def	Tot	Avg	PF-FO	Ast	TO	Blk	Stl	Pts/Avg
2021-22	2-0	4/2.0	0-1	.000	0-1	.000	0-0	---	0-0	0	0.0	1-0	0	1	0	0	0/0.0
Total	2-0	4/2.0	0-1	.000	0-1	.000	0-0	---	0-0	0	0.0	1-0	0	1	0	0	0/0.0

SEASON HIGHS

POINTS: 3 vs. Green Bay (11/12/21)
FIELD GOALS: 1 vs. St. Francis Bkn (11/9/21)
FG ATTEMPTS: 4 vs. Green Bay (11/12/21)
3-POINT FGS: --
3-POINT FGAS: 2 vs. Green Bay (11/12/21)
FREE THROWS: 3 vs. Green Bay (11/12/21)
FT ATTEMPTS: 4 vs. Green Bay (11/12/21)
REBOUNDS: 4 vs. Green Bay (11/12/21)
ASSISTS: --
BLOCKS: --
STEALS: --
MINUTES: 11 vs. Green Bay (11/12/21)

CAREER HIGHS

POINTS: 3 vs. Green Bay (11/12/21)
FIELD GOALS: 1 vs. St. Francis Bkn (11/9/21)
FG ATTEMPTS: 4 vs. Green Bay (11/12/21)
3-POINT FGS: --
3-POINT FGAS: 2 vs. Green Bay (11/12/21)
FREE THROWS: 3 vs. Green Bay (11/12/21)
FT ATTEMPTS: 4 vs. Green Bay (11/12/21)
REBOUNDS: 4 vs. Green Bay (11/12/21)
ASSISTS: --
BLOCKS: --
STEALS: --
MINUTES: 11 vs. Green Bay (11/12/21)

SEASON STATISTICS

Updated Through February 12, 2022

RECORD:	OVERALL	HOME	AWAY	NEUTRAL
ALL GAMES	19-5	10-3	6-2	3-0
CONFERENCE	10-4	5-2	5-2	0-0
NON-CONFERENCE	9-1	5-1	1-0	3-0

##	Player	gp-gs	min	avg	Total		3-Point		F-Throw		Rebounds				pf	dq	a	to	blk	stl	pts	avg
					fg-fga	fg%	3fg-fga	3fg%	ft-fa	ft%	off	def	tot	avg								
01	Johnny Davis	22-22	765	34.8	156-361	.432	30-89	.337	105-136	.772	33	147	180	8.2	38	0	54	47	13	28	447	20.3
34	Brad Davison	24-24	817	34.0	106-274	.387	60-172	.349	74-85	.871	11	88	99	4.1	56	1	48	23	0	17	346	14.4
05	Tyler Wahl	23-23	683	29.7	103-196	.526	4-30	.133	56-80	.700	27	104	131	5.7	56	1	38	32	20	19	266	11.6
22	Steven Crowl	24-24	592	24.7	85-171	.497	20-61	.328	29-37	.784	39	66	105	4.4	63	1	36	21	6	7	219	9.1
23	Chucky Hepburn	24-24	731	30.5	63-164	.384	27-82	.329	28-35	.800	6	43	49	2.0	50	0	49	31	4	29	181	7.5
11	Lorne Bowman II	21-0	226	10.8	21-60	.350	12-30	.400	12-25	.480	3	21	24	1.1	24	0	11	13	0	6	66	3.1
33	Chris Vogt	24-0	316	13.2	25-59	.424	0-1	.000	10-21	.476	41	42	83	3.5	60	1	17	9	16	9	60	2.5
20	Ben Carlson	23-2	217	9.4	19-57	.333	1-18	.056	4-7	.571	17	27	44	1.9	8	0	4	6	1	1	43	1.9
00	Jahcobi Neath	16-1	138	8.6	8-29	.276	3-10	.300	6-9	.667	7	15	22	1.4	11	0	6	5	1	4	25	1.6
02	Jordan Davis	19-0	96	5.1	8-19	.421	5-12	.417	0-1	.000	5	12	17	0.9	10	0	2	4	2	4	21	1.1
14	Carter Gilmore	20-0	171	8.6	7-27	.259	1-13	.077	4-7	.571	6	16	22	1.1	20	0	8	2	4	2	19	1.0
35	Markus Ilver	7-0	28	4.0	1-8	.125	0-5	.000	3-4	.750	1	3	4	0.6	6	0	0	2	0	0	5	0.7
10	Isaac Lindsey	5-0	11	2.2	1-4	.250	1-2	.500	0-0	.000	0	0	0	0.0	0	0	0	0	0	0	3	0.6
04	Carter Higginbottom	5-0	5	1.0	0-1	.000	0-0	.000	0-0	.000	0	0	0	0.0	2	0	0	2	0	0	0	0.0
13	Justin Taphorn	3-0	4	1.3	0-0	.000	0-0	.000	0-0	.000	0	0	0	0.0	0	0	0	0	0	0	0	0.0
Team											35	34	69					4				
Total.....		24	4800		603-1430	.422	164-525	.312	331-447	.740	231	618	849	35.4	404	4	273	201	67	126	1701	70.9
Opponents.....		24	4800		596-1365	.437	156-463	.337	245-362	.677	197	645	842	35.1	451	11	277	281	81	111	1593	66.4

TEAM STATISTICS	WIS	OPP	Date	Opponent	Score	Att.
SCORING	1701	1593	11/09/21	ST. FRANCIS BROOKLYN	w 81-58	15735
Points per game	70.9	66.4	11/12/21	GREEN BAY	w 72-34	16005
Scoring margin	+4.5	-	11/15/21	PROVIDENCE	L 58-63	15773
FIELD GOALS-ATT	603-1430	596-1365	11/22/21	vs Texas A&M	w 69-58	0
Field goal pct	.422	.437	11/23/21	vs Houston	w 65-63	0
3 POINT FG-ATT	164-525	156-463	11/24/21	vs Saint Mary's (CA)	w 61-55	2901
3-point FG pct	.312	.337	12/01/21	at Georgia Tech	w 70-66	6302
3-pt FG made per game	6.8	6.5	12/04/21	MARQUETTE	w 89-76	17287
FREE THROWS-ATT	331-447	245-362	* 12/08/21	INDIANA	w 64-59	16013
Free throw pct	.740	.677	* 12/11/21	at Ohio St.	L 55-73	13856
F-Throws made per game	13.8	10.2	12/15/21	NICHOLLS ST.	w 71-68	15752
REBOUNDS	849	842	12/29/21	ILLINOIS ST.	w 89-85	15718
Rebounds per game	35.4	35.1	* 01/03/22	at Purdue	w 74-69	14804
Rebounding margin	+0.3	-	* 01/06/22	IOWA	w 87-78	15212
ASSISTS	273	277	* 01/09/22	at Maryland	w 70-69	10864
Assists per game	11.4	11.5	* 01/13/22	OHIO ST.	w 78-68	15571
TURNOVERS	201	281	* 01/18/22	at Northwestern	w 82-76	5251
Turnovers per game	8.4	11.7	* 01/21/22	MICHIGAN ST.	L 74-86	17287
Turnover margin	+3.3	-	* 01/27/22	at Nebraska	w 73-65	15385
Assist/turnover ratio	1.4	1.0	* 01/30/22	MINNESOTA	w 66-60	17287
STEALS	126	111	* 02/02/22	at Illinois	L 67-80	14860
Steals per game	5.3	4.6	* 02/05/22	PENN ST.	w 51-49	17287
BLOCKS	67	81	* 02/08/22	at Michigan St.	w 70-62	14797
Blocks per game	2.8	3.4	* 02/12/22	RUTGERS	L 65-73	17287
ATTENDANCE	212214	99020				
Home games-Avg/Game	13-16324	8-12015				
Neutral site-Avg/Game	-	3-967				

* = Conference game

Score by Periods	1st	2nd	Totals
Wisconsin	803	898	1701
Opponents	724	869	1593

BIG TEN STATISTICS

Updated Through February 12, 2022

RECORD:	OVERALL	HOME	AWAY	NEUTRAL
ALL GAMES	10-4	5-2	5-2	0-0
CONFERENCE	10-4	5-2	5-2	0-0
NON-CONFERENCE	0-0	0-0	0-0	0-0

##	Player	gp-gs	min	avg	Total		3-Point		F-Throw		Rebounds				pf	dq	a	to	blk	stl	pts	avg
					fg-fga	fg%	3fg-fga	3fg%	ft-fa	ft%	off	def	tot	avg								
01	Johnny Davis	14-14	503	35.9	101-232	.435	19-59	.322	65-88	.739	20	110	130	9.3	28	0	32	32	7	16	286	20.4
34	Brad Davison	14-14	495	35.4	62-160	.388	35-96	.365	34-38	.895	6	52	58	4.1	29	0	29	14	0	9	193	13.8
05	Tyler Wahl	13-13	381	29.3	66-119	.555	4-19	.211	30-43	.698	15	68	83	6.4	37	1	27	21	8	12	166	12.8
22	Steven Crowl	14-14	350	25.0	47-87	.540	11-33	.333	13-15	.867	17	31	48	3.4	42	1	27	11	1	5	118	8.4
23	Chucky Hepburn	14-14	423	30.2	37-99	.374	16-48	.333	10-13	.769	3	26	29	2.1	32	0	25	16	2	16	100	7.1
33	Chris Vogt	14-0	199	14.2	18-40	.450	0-0	.000	4-12	.333	23	19	42	3.0	36	1	11	5	11	7	40	2.9
11	Lorne Bowman II	12-0	119	9.9	8-31	.258	3-13	.231	9-19	.474	1	12	13	1.1	13	0	8	4	0	2	28	2.3
20	Ben Carlson	14-1	121	8.6	9-30	.300	1-11	.091	3-5	.600	9	10	19	1.4	6	0	1	2	0	1	22	1.6
00	Jahcobi Neath	12-0	78	6.5	3-12	.250	2-6	.333	1-3	.333	3	9	12	1.0	5	0	3	4	0	1	9	0.8
02	Jordan Davis	11-0	55	5.0	3-12	.250	2-7	.286	0-1	.000	2	6	8	0.7	4	0	1	1	2	2	8	0.7
14	Carter Gilmore	10-0	69	6.9	3-15	.200	0-9	.000	0-0	.000	2	3	5	0.5	7	0	5	1	0	0	6	0.6
04	Carter Higginbottom	2-0	1	0.5	0-1	.000	0-0	.000	0-0	.000	0	0	0	0.0	0	0	0	0	0	0	0	0.0
35	Markus Ilver	2-0	4	2.0	0-1	.000	0-1	.000	0-0	.000	0	0	0	0.0	1	0	0	1	0	0	0	0.0
10	Isaac Lindsey	2-0	2	1.0	0-0	.000	0-0	.000	0-0	.000	0	0	0	0.0	0	0	0	0	0	0	0	0.0
Team											17	14	31					2				
Total.....		14	2800		357-839	.426	93-302	.308	169-237	.713	118	360	478	34.1	240	3	169	114	31	71	976	69.7
Opponents.....		14	2800		365-807	.452	88-256	.344	149-215	.693	109	389	498	35.6	249	5	185	153	42	64	967	69.1

TEAM STATISTICS	WIS	OPP	Date	Opponent	Score	Att.
SCORING	976	967	* 12/08/21	INDIANA	w 64-59	16013
Points per game	69.7	69.1	* 12/11/21	at Ohio St.	L 55-73	13856
Scoring margin	+0.6	-	* 01/03/22	at Purdue	w 74-69	14804
FIELD GOALS-ATT	357-839	365-807	* 01/06/22	IOWA	w 87-78	15212
Field goal pct	.426	.452	* 01/09/22	at Maryland	w 70-69	10864
3 POINT FG-ATT	93-302	88-256	* 01/13/22	OHIO ST.	w 78-68	15571
3-point FG pct	.308	.344	* 01/18/22	at Northwestern	w 82-76	5251
3-pt FG made per game	6.6	6.3	* 01/21/22	MICHIGAN ST.	L 74-86	17287
FREE THROWS-ATT	169-237	149-215	* 01/27/22	at Nebraska	w 73-65	15385
Free throw pct	.713	.693	* 01/30/22	MINNESOTA	w 66-60	17287
F-Throws made per game	12.1	10.6	* 02/02/22	at Illinois	L 67-80	14860
REBOUNDS	478	498	* 02/05/22	PENN ST.	w 51-49	17287
Rebounds per game	34.1	35.6	* 02/08/22	at Michigan St.	w 70-62	14797
Rebounding margin	-1.4	-	* 02/12/22	RUTGERS	L 65-73	17287
ASSISTS	169	185				
Assists per game	12.1	13.2				
TURNOVERS	114	153				
Turnovers per game	8.1	10.9				
Turnover margin	+2.8	-				
Assist/turnover ratio	1.5	1.2				
STEALS	71	64				
Steals per game	5.1	4.6				
BLOCKS	31	42				
Blocks per game	2.2	3.0				
ATTENDANCE	115944	89817				
Home games-Avg/Game	7-16563	7-12831				
Neutral site-Avg/Game	-	0-0				

* = Conference game

Score by Periods	1st	2nd	Totals
Wisconsin	459	517	976
Opponents	434	533	967

HOME STATISTICS

Updated Through February 12, 2022

RECORD:	OVERALL	HOME	AWAY	NEUTRAL
ALL GAMES	10-3	10-3	0-0	0-0
CONFERENCE	5-2	5-2	0-0	0-0
NON-CONFERENCE	5-1	5-1	0-0	0-0

##	Player	gp-gs	min	avg	Total		3-Point		F-Throw		Rebounds				pf dq		a		to blk stl		pts	avg
					fg-fga	fg%	3fg-fga	3fg%	ft-fa	ft%	off	def	tot	avg								
01	Johnny Davis	11-11	368	33.5	70-177	.395	10-38	.263	44-59	.746	16	72	88	8.0	21	0	29	21	7	8	194	17.6
34	Brad Davison	13-13	435	33.5	62-149	.416	34-94	.362	41-47	.872	8	46	54	4.2	32	1	25	14	0	12	199	15.3
05	Tyler Wahl	12-12	361	30.1	56-100	.560	3-16	.188	36-52	.692	18	52	70	5.8	24	0	22	19	10	10	151	12.6
22	Steven Crowl	13-13	315	24.2	57-103	.553	14-33	.424	17-23	.739	27	41	68	5.2	23	0	26	7	4	4	145	11.2
23	Chucky Hepburn	13-13	391	30.1	34-88	.386	14-42	.333	18-21	.857	2	21	23	1.8	29	0	27	18	2	18	100	7.7
11	Lorne Bowman II	11-0	127	11.5	11-36	.306	8-21	.381	8-16	.500	2	11	13	1.2	15	0	4	9	0	4	38	3.5
33	Chris Vogt	13-0	175	13.5	15-34	.441	0-1	.000	7-12	.583	24	25	49	3.8	28	0	11	4	5	7	37	2.8
00	Jahcobi Neath	9-1	104	11.6	7-22	.318	3-8	.375	5-7	.714	5	12	17	1.9	10	0	5	3	1	3	22	2.4
20	Ben Carlson	12-2	134	11.2	11-36	.306	1-12	.083	3-4	.750	11	17	28	2.3	3	0	2	3	1	1	26	2.2
02	Jordan Davis	11-0	48	4.4	5-12	.417	3-8	.375	0-0	.000	2	3	5	0.5	4	0	1	3	0	1	13	1.2
14	Carter Gilmore	11-0	98	8.9	5-20	.250	1-9	.111	1-3	.333	3	13	16	1.5	11	0	3	1	3	1	12	1.1
35	Markus Ilver	6-0	25	4.2	1-7	.143	0-4	.000	3-4	.750	1	3	4	0.7	6	0	0	2	0	0	5	0.8
10	Isaac Lindsey	4-0	10	2.5	1-4	.250	1-2	.500	0-0	.000	0	0	0	0.0	0	0	0	0	0	0	3	0.8
04	Carter Higginbottom	5-0	5	1.0	0-1	.000	0-0	.000	0-0	.000	0	0	0	0.0	2	0	0	2	0	0	0	0.0
13	Justin Taphorn	3-0	4	1.3	0-0	.000	0-0	.000	0-0	.000	0	0	0	0.0	0	0	0	0	0	0	0	0.0
Team											22	22	44				2					
Total.....		13	2600		335-789	.425	92-288	.319	183-248	.738	141	338	479	36.8	208	1	155	108	33	69	945	72.7
Opponents.....		13	2600		325-749	.434	82-251	.327	125-188	.665	108	340	448	34.5	256	9	131	149	52	58	857	65.9

TEAM STATISTICS

	WIS	OPP
SCORING	945	857
Points per game	72.7	65.9
Scoring margin	+6.8	-
FIELD GOALS-ATT	335-789	325-749
Field goal pct	.425	.434
3 POINT FG-ATT	92-288	82-251
3-point FG pct	.319	.327
3-pt FG made per game	7.1	6.3
FREE THROWS-ATT	183-248	125-188
Free throw pct	.738	.665
F-Throws made per game	14.1	9.6
REBOUNDS	479	448
Rebounds per game	36.8	34.5
Rebounding margin	+2.4	-
ASSISTS	155	131
Assists per game	11.9	10.1
TURNOVERS	108	149
Turnovers per game	8.3	11.5
Turnover margin	+3.2	-
Assist/turnover ratio	1.4	0.9
STEALS	69	58
Steals per game	5.3	4.5
BLOCKS	33	52
Blocks per game	2.5	4.0
ATTENDANCE	212214	0
Home games-Avg/Game	13-16324	0-0
Neutral site-Avg/Game	-	0-0

Date	Opponent		Score	Att.
11/09/21	ST. FRANCIS BROOKLYN	W	81-58	15735
11/12/21	GREEN BAY	W	72-34	16005
11/15/21	PROVIDENCE	L	58-63	15773
12/04/21	MARQUETTE	W	89-76	17287
* 12/08/21	INDIANA	W	64-59	16013
12/15/21	NICHOLLS ST.	W	71-68	15752
12/29/21	ILLINOIS ST.	W	89-85	15718
* 01/06/22	IOWA	W	87-78	15212
* 01/13/22	OHIO ST.	W	78-68	15571
* 01/21/22	MICHIGAN ST.	L	74-86	17287
* 01/30/22	MINNESOTA	W	66-60	17287
* 02/05/22	PENN ST.	W	51-49	17287
* 02/12/22	RUTGERS	L	65-73	17287

* = Conference game

Score by Periods	1st	2nd	Totals
Wisconsin	433	512	945
Opponents	393	464	857

ROAD/NEUTRAL STATISTICS

Updated Through February 8, 2022

RECORD:	OVERALL	HOME	AWAY	NEUTRAL
ALL GAMES	9-2	0-0	6-2	3-0
CONFERENCE	5-2	0-0	5-2	0-0
NON-CONFERENCE	4-0	0-0	1-0	3-0

#	Player	gp-gs	min	avg	Total		3-Point		F-Throw		Rebounds				pf	dq	a	to	blk	stl	pts	avg
					fg-fga	fg%	3fg-fga	3fg%	ft-fa	ft%	off	def	tot	avg								
01	Johnny Davis	11-11	397	36.1	86-184	.467	20-51	.392	61-77	.792	17	75	92	8.4	17	0	25	26	6	20	253	23.0
34	Brad Davison	11-11	382	34.7	44-125	.352	26-78	.333	33-38	.868	3	42	45	4.1	24	0	23	9	0	5	147	13.4
05	Tyler Wahl	11-11	322	29.3	47-96	.490	1-14	.071	20-28	.714	9	52	61	5.5	32	1	16	13	10	9	115	10.5
23	Chucky Hepburn	11-11	340	30.9	29-76	.382	13-40	.325	10-14	.714	4	22	26	2.4	21	0	22	13	2	11	81	7.4
22	Steven Crowl	11-11	277	25.2	28-68	.412	6-28	.214	12-14	.857	12	25	37	3.4	40	1	10	14	2	3	74	6.7
11	Lorne Bowman II	10-0	99	9.9	10-24	.417	4-9	.444	4-9	.444	1	10	11	1.1	9	0	7	4	0	2	28	2.8
33	Chris Vogt	11-0	141	12.8	10-25	.400	0-0	.000	3-9	.333	17	17	34	3.1	32	1	6	5	11	2	23	2.1
20	Ben Carlson	11-0	83	7.5	8-21	.381	0-6	.000	1-3	.333	6	10	16	1.5	5	0	2	3	0	0	17	1.5
02	Jordan Davis	8-0	48	6.0	3-7	.429	2-4	.500	0-1	.000	3	9	12	1.5	6	0	1	1	2	3	8	1.0
14	Carter Gilmore	9-0	73	8.1	2-7	.286	0-4	.000	3-4	.750	3	3	6	0.7	9	0	5	1	1	1	7	0.8
00	Jahcobi Neath	7-0	34	4.9	1-7	.143	0-2	.000	1-2	.500	2	3	5	0.7	1	0	1	2	0	1	3	0.4
35	Markus Ilver	1-0	3	3.0	0-1	.000	0-1	.000	0-0	.000	0	0	0	0.0	0	0	0	0	0	0	0	0.0
10	Isaac Lindsey	1-0	1	1.0	0-0	.000	0-0	.000	0-0	.000	0	0	0	0.0	0	0	0	0	0	0	0	0.0
Team											13	12	25					2				
Total.....		11	2200		268-641	.418	72-237	.304	148-199	.744	90	280	370	33.6	196	3	118	93	34	57	756	68.7
Opponents.....		11	2200		271-616	.440	74-212	.349	120-174	.690	89	305	394	35.8	195	2	146	132	29	53	736	66.9

TEAM STATISTICS

	WIS	OPP
SCORING	756	736
Points per game	68.7	66.9
Scoring margin	+1.8	-
FIELD GOALS-ATT	268-641	271-616
Field goal pct	.418	.440
3 POINT FG-ATT	72-237	74-212
3-point FG pct	.304	.349
3-pt FG made per game	6.5	6.7
FREE THROWS-ATT	148-199	120-174
Free throw pct	.744	.690
F-Throws made per game	13.5	10.9
REBOUNDS	370	394
Rebounds per game	33.6	35.8
Rebounding margin	-2.2	-
ASSISTS	118	146
Assists per game	10.7	13.3
TURNOVERS	93	132
Turnovers per game	8.5	12.0
Turnover margin	+3.5	-
Assist/turnover ratio	1.3	1.1
STEALS	57	53
Steals per game	5.2	4.8
BLOCKS	34	29
Blocks per game	3.1	2.6
ATTENDANCE	0	99020
Home games-Avg/Game	0-0	8-12015
Neutral site-Avg/Game	-	3-967

Date Opponent

Date	Opponent	Score	Att.
11/22/21	vs Texas A&M	w 69-58	0
11/23/21	vs Houston	w 65-63	0
11/24/21	vs Saint Mary's (CA)	w 61-55	2901
12/01/21	at Georgia Tech	w 70-66	6302
* 12/11/21	at Ohio St.	L 55-73	13856
* 01/03/22	at Purdue	w 74-69	14804
* 01/09/22	at Maryland	w 70-69	10864
* 01/18/22	at Northwestern	w 82-76	5251
* 01/27/22	at Nebraska	w 73-65	15385
* 02/02/22	at Illinois	L 67-80	14860
* 02/08/22	at Michigan St.	w 70-62	14797

* = Conference game

Score by Periods

	1st	2nd	Totals
Wisconsin	370	386	756
Opponents	331	405	736

GAME-BY-GAME STATISTICS

WISCONSIN

Opponent	Date	Score		Total		3-Pointers		Free throws		Rebounds										pts	avg
				fg-fga	pct	3fg-fga	pct	ft-fa	pct	off	def	tot	avg	pf	a	t/o	blk	stl			
ST. FRANCIS BROOKLYN	11/09/21	81-58	W	29-66	.439	10-22	.455	13-18	.722	15	33	48	48.0	10	12	12	4	6		81	81.0
GREEN BAY	11/12/21	72-34	W	24-64	.375	5-21	.238	19-21	.905	18	32	50	49.0	18	9	7	6	10		72	76.5
PROVIDENCE	11/15/21	58-63	L	20-61	.328	5-27	.185	13-17	.765	11	24	35	44.3	19	5	7	4	4		58	70.3
vs Texas A&M	11/22/21	69-58	W	23-58	.397	8-26	.308	15-17	.882	11	25	36	42.2	13	10	11	3	7		69	70.0
vs Houston	11/23/21	65-63	W	23-49	.469	7-24	.292	12-15	.800	2	26	28	39.4	19	11	9	3	7		65	69.0
vs Saint Mary's (CA)	11/24/21	61-55	W	21-56	.375	3-12	.250	16-18	.889	12	22	34	38.5	19	4	8	4	3		61	67.7
at Georgia Tech	12/01/21	70-66	W	23-54	.426	9-24	.375	15-22	.682	8	20	28	37.0	18	13	8	5	4		70	68.0
MARQUETTE	12/04/21	89-76	W	31-61	.508	10-24	.417	17-23	.739	7	28	35	36.8	15	14	11	3	5		89	70.6
INDIANA	12/08/21	64-59	W	22-62	.355	5-23	.217	15-18	.833	11	30	41	37.2	15	12	4	6	4		64	69.9
at Ohio St.	12/11/21	55-73	L	22-65	.338	6-26	.231	5-9	.556	5	23	28	36.3	19	7	8	5	7		55	68.4
NICHOLLS ST.	12/15/21	71-68	W	24-55	.436	6-21	.286	17-27	.630	10	23	33	36.0	14	10	8	2	6		71	68.6
ILLINOIS ST.	12/29/21	89-85	W	28-67	.418	8-22	.364	25-32	.781	19	25	44	36.7	19	16	6	2	3		89	70.3
at Purdue	01/03/22	74-69	W	27-60	.450	6-24	.250	14-19	.737	9	25	34	36.5	22	13	7	2	5		74	70.6
IOWA	01/06/22	87-78	W	33-66	.500	5-17	.294	16-23	.696	15	28	43	36.9	20	15	8	1	6		87	71.8
at Maryland	01/09/22	70-69	W	25-56	.446	5-20	.250	15-18	.833	5	24	29	36.4	19	11	8	5	4		70	71.7
OHIO ST.	01/13/22	78-68	W	27-58	.466	10-23	.435	14-20	.700	7	26	33	36.2	14	16	9	0	6		78	72.1
at Northwestern	01/18/22	82-76	W	28-54	.519	9-17	.529	17-26	.654	7	29	36	36.2	13	17	11	2	4		82	72.6
MICHIGAN ST.	01/21/22	74-86	L	26-61	.426	12-29	.414	10-11	.909	7	13	20	35.3	18	15	10	1	5		74	72.7
at Nebraska	01/27/22	73-65	W	25-68	.368	10-22	.455	13-18	.722	13	34	47	35.9	18	12	10	2	7		73	72.7
MINNESOTA	01/30/22	66-60	W	24-57	.421	6-19	.316	12-15	.800	7	25	32	35.7	15	8	7	0	3		66	72.4
at Illinois	02/02/22	67-80	L	26-68	.382	3-24	.125	12-15	.800	12	26	38	35.8	19	8	6	0	3		67	72.1
PENN ST.	02/05/22	51-49	W	21-56	.375	6-21	.286	3-6	.500	6	31	37	35.9	13	10	8	4	3		51	71.2
at Michigan St.	02/08/22	70-62	W	25-53	.472	6-18	.333	14-22	.636	6	26	32	35.7	17	12	7	3	6		70	71.1
RUTGERS	02/12/22	65-73	L	26-55	.473	4-19	.211	9-17	.529	8	20	28	35.4	18	13	11	0	8		65	70.9
Wisconsin		1701		603-1430	.422	164-525	.312	331-447	.740	231	618	849	35.4	404	273	201	67	126		1701	70.9
Opponents		1593		596-1365	.437	156-463	.337	245-362	.677	197	645	842	35.1	451	277	281	81	111		1593	66.4

Games played: 24
Points/game: 70.9
FG Pct: 42.2
3FG Pct: 31.2
FT Pct: 74.0

Rebounds/game: 35.4
Assists/game: 11.4
Turnovers/game: 8.4
Assist/turnover ratio: 1.4
Steals/game: 5.3
Blocks/game: 2.8

GAME-BY-GAME STATISTICS

OPPONENT

Opponent	Date	Score		Total		3-Pointers		Free throws		Rebounds										pts	avg
				fg-fga	pct	3fg-fga	pct	ft-fa	pct	off	def	tot	avg	pf	a	t/o	blk	stl			
ST. FRANCIS BROOKLYN	11/09/21	81-58	W	25-63	.397	5-21	.238	3-4	.750	6	25	31	31.0	15	5	12	4	8		58	58.0
GREEN BAY	11/12/21	72-34	W	12-51	.235	3-16	.188	7-15	.467	9	22	31	31.0	20	6	13	4	3		34	46.0
PROVIDENCE	11/15/21	58-63	L	22-54	.407	8-22	.364	11-19	.579	12	32	44	35.3	18	11	15	6	3		63	51.7
vs Texas A&M	11/22/21	69-58	W	19-49	.388	10-26	.385	10-14	.714	5	24	29	33.8	18	11	16	3	7		58	53.2
vs Houston	11/23/21	65-63	W	23-54	.426	9-23	.391	8-15	.533	10	26	36	34.2	18	10	12	2	7		63	55.2
vs Saint Mary's (CA)	11/24/21	61-55	W	21-50	.420	4-15	.267	9-12	.750	9	24	33	34.0	21	9	16	5	3		55	55.2
at Georgia Tech	12/01/21	70-66	W	22-53	.415	6-16	.375	16-20	.800	10	26	36	34.3	20	7	10	3	5		66	56.7
MARQUETTE	12/04/21	89-76	W	27-61	.443	9-26	.346	13-18	.722	7	25	32	34.0	20	13	13	3	4		76	59.1
INDIANA	12/08/21	64-59	W	24-62	.387	5-13	.385	6-13	.462	14	30	44	35.1	19	14	9	4	2		59	59.1
at Ohio St.	12/11/21	55-73	L	29-58	.500	6-19	.316	9-13	.692	8	41	49	36.5	14	15	14	4	4		73	60.5
NICHOLLS ST.	12/15/21	71-68	W	30-62	.484	5-19	.263	3-8	.375	10	26	36	36.5	24	7	12	5	3		68	61.2
ILLINOIS ST.	12/29/21	89-85	W	30-61	.492	9-23	.391	16-22	.727	10	26	36	36.4	28	13	9	4	4		85	63.2
at Purdue	01/03/22	74-69	W	23-56	.411	8-20	.400	15-24	.625	13	27	40	36.7	17	19	12	0	2		69	63.6
IOWA	01/06/22	87-78	W	30-61	.492	7-20	.350	11-19	.579	6	20	26	35.9	22	19	8	7	4		78	64.6
at Maryland	01/09/22	70-69	W	25-55	.455	7-17	.412	12-15	.800	5	28	33	35.7	19	10	12	3	4		69	64.9
OHIO ST.	01/13/22	78-68	W	30-60	.500	3-19	.158	5-10	.500	7	26	33	35.6	20	7	11	3	2		68	65.1
at Northwestern	01/18/22	82-76	W	33-71	.465	7-20	.350	3-8	.375	12	23	35	35.5	18	19	8	4	6		76	65.8
MICHIGAN ST.	01/21/22	74-86	L	29-55	.527	6-12	.500	22-28	.786	11	28	39	35.7	19	14	13	4	4		86	66.9
at Nebraska	01/27/22	73-65	W	22-55	.400	7-20	.350	14-17	.824	2	32	34	35.6	16	10	13	2	5		65	66.8
MINNESOTA	01/30/22	66-60	W	23-53	.434	6-18	.333	8-9	.889	4	26	30	35.3	17	4	11	2	4		60	66.4
at Illinois	02/02/22	67-80	L	32-62	.516	7-22	.318	9-18	.500	8	28	36	35.4	14	21	7	2	5		80	67.1
PENN ST.	02/05/22	51-49	W	18-57	.316	9-30	.300	4-5	.800	8	29	37	35.5	14	7	10	3	7		49	66.3
at Michigan St.	02/08/22	70-62	W	22-53	.415	3-14	.214	15-18	.833	7	26	33	35.3	20	15	12	1	5		62	66.1
RUTGERS	02/12/22	65-73	L	25-49	.510	7-12	.583	16-18	.889	4	25	29	35.1	20	11	13	3	10		73	66.4
Opponents		1593		596-1365	.437	156-463	.337	245-362	.677	197	645	842	35.1	451	277	281	81	111		1593	66.4
Wisconsin		1701		603-1430	.422	164-525	.312	331-447	.740	231	618	849	35.4	404	273	201	67	126		1701	70.9

Games played: 24
Points/game: 66.4
FG Pct: 43.7
3FG Pct: 33.7
FT Pct: 67.7

Rebounds/game: 35.1
Assists/game: 11.5
Turnovers/game: 11.7
Assist/turnover ratio: 1.0
Steals/game: 4.6
Blocks/game: 3.4

GAME 1: WISCONSIN 81, ST. FRANCIS BROOKLYN 58

Nov. 9, 2021 • Madison, Wis. • Kohl Center



Official Basketball Box Score - Final
St. Francis Brooklyn at Wisconsin
 11/09/21 Kohl Center, Madison
 2021-22 Men's Basketball

Game Time: 7:00 PM
 Game Duration: 1:48
 Attendance: 15,735

Officials: Rob Riley, Lamont Simpson, Michael Kibitz (A.)

St. Francis Brooklyn - 58

Record: 0-4

NO. Name	Min	FG M-A	3P M-A	FT M-A	Rebounds OR DR TOT	Fouls PF FT	TP	AS	TO	ST	Blocks BS BA	+-
1 Patrick Emilien	F 34:16	8-11	1-3	1-2	0 5 5	0 5 18	0	0	1	0	0	-20
12 Vuk Stevanic	F 19:20	1-3	0-1	0-0	1 2 2	0 1 2	0	0	0	2	0	-14
0 Tedrick Wilcox Jr.	G 12:13	1-3	1-2	0-0	2 2 4	0 3 0	0	0	1	0	0	-8
3 Rob Higgins	G 25:11	1-9	0-1	2-2	0 0 0	3 1 4	2	2	3	0	2	-12
11 Michael Cubbage	G 28:47	5-13	0-3	0-0	1 6 7	2 1 10	0	0	3	1	0	-24
32 Jack Hemphill	15:41	3-7	1-4	0-0	2 1 3	0 1 7	2	1	0	0	2	-9
5 Larry Moreno	15:11	0-5	0-4	0-0	0 1 1	1 1 0	0	0	1	0	0	-17
15 Trey Quarlesbaum	24:58	4-6	2-3	0-0	1 4 5	2 0 10	0	2	1	0	0	-18
4 Bahadai Haidari	10:43	0-2	0-0	0-0	0 1 1	0 0 8	0	1	0	0	1	-3
10 D'Andre Howell-South	08:37	2-3	0-0	0-0	0 0 0	2 0 4	0	0	1	1	0	3
31 Kasper Suorong	05:03	0-1	0-0	0-0	0 0 0	0 0 0	0	1	1	0	0	7
Team					1 4 5	0 0						
Totals		25-63	5-21	3-4	6 25 31	15 10 58	5	12	8	4	4	-23

Technical Fouls: NONE

Wisconsin - 81

Record: 1-0

NO. Name	Min	FG M-A	3P M-A	FT M-A	Rebounds OR DR TOT	Fouls PF FT	TP	AS	TO	ST	Blocks BS BA	+-
5 Tyler Wahl	F 17:09	1-3	0-1	3-4	1 3 4	2 2 5	1	2	0	0	0	6
22 Steven Crowl	F 18:56	4-9	0-1	3-4	1 3 5	8 0 2	11	0	2	0	1	11
1 Johnny Davis	G 26:25	6-15	2-6	1-2	1 3 3	0 4 15	5	0	2	0	0	23
23 Chucky Hepburn	G 23:14	4-7	2-3	3-4	0 1 1	3 2 13	1	2	0	0	0	18
34 Brad Davison	G 23:39	3-8	2-4	0-1	0 6 6	2 1 8	2	1	2	0	1	21
20 Ben Carlson	19:30	2-3	0-0	0-0	2 3 5	0 1 4	0	0	0	0	0	12
3 Chris Vogt	16:49	1-3	0-0	0-0	2 7 9	2 0 2	1	0	1	2	0	14
0 Jahcobi Neath	17:33	1-5	0-0	2-2	2 0 2	0 1 4	0	1	0	0	0	10
11 Lorne Bowman II	15:17	3-7	3-4	0-0	2 2 4	0 0 9	1	1	0	1	0	10
14 Carter Gilmore	07:00	2-2	0-0	1-2	0 1 1	0 2 5	1	0	1	1	0	2
35 Markus Iver	06:32	1-2	0-1	0-0	0 0 0	0 1 0	2	0	0	0	0	1
2 Jordan Davis	04:13	1-2	1-2	0-0	0 0 0	0 0 3	0	0	1	0	0	-4
10 Isaac Lindsey	02:14	0-0	0-0	0-0	0 0 0	0 0 0	0	0	0	0	0	-4
4 Carter Higginbottom	00:48	0-0	0-0	0-0	0 0 0	0 0 0	0	1	0	0	0	-7
13 Justin Taphorn	00:41	0-0	0-0	0-0	0 0 0	0 0 0	0	0	0	0	0	1
Team					2 3 5	0 1						
Totals		29-66	10-22	13-18	15 33 48	10 15 81	12	12	6	4	4	23

Technical Fouls: NONE

	SFB	UW
Biggest lead	1 (1 st 18:01)	32 (2 nd 8:33)
Best Scoring Run	11 (2 nd 18:07)	15 (1 st 5:33)
Lead Changes	2	
Times Tied	0	
Time with Lead	01:54	37:18

NOTES: Chucky Hepburn became the first true freshman to start in a season opener for UW since Devin Harris in 2001...**Johnny Davis** made his first career start, tallying 15 points and a career-high 5 assists...**Steven Crowl** made his first career start, setting career highs in points (11) and rebounds (8)...UW won its sixth-straight home opener, and for the 23rd time in the last 24 years...UW improved to 6-0 in home openers under **Greg Gard**.

GAME 3: PROVIDENCE 63, WISCONSIN 58

Nov. 15, 2021 • Madison, Wis. • Kohl Center



Official Basketball Box Score - Final
Providence at Wisconsin
 11/15/21 Kohl Center, Madison
 2021-22 Men's Basketball

Game Time: 8:00 PM
 Game Duration: 2:09
 Attendance: 15,773

Officials: Mike Roberts, Bart Smith, Tim O'Grady

Providence - 63

Record: 3-0

NO. Name	Min	FG M-A	3P M-A	FT M-A	Rebounds OR DR TOT	Fouls PF FT	TP	AS	TO	ST	Blocks BS BA	+-
14 Noah Horchler	F 25:29	1-1	0-0	0-1	1 5 6	3 1 2	0	0	1	1	3	-8
0 Nate Watson	C 32:25	11-15	0-0	2-5	3 3 6	3 4 24	0	2	0	0	1	4
1 Aljami Durham	G 35:31	4-11	3-5	2-4	0 2 2	1 6 13	4	3	0	0	1	-2
4 Jared Bynum	G 27:30	1-10	0-4	2-3	1 8 9	2 2 2	4	7	5	1	0	5
11 A.J. Reeves	G 31:12	3-9	3-8	2-2	4 4 8	2 3 11	0	0	0	0	0	6
5 Ed Crosswell	08:50	0-1	0-0	0-0	0 2 2	3 0 0	0	0	1	1	1	-1
15 Justin Mraya	24:36	1-4	1-3	0-0	2 5 7	1 0 3	0	0	1	1	0	9
10 Allyn Breed	10:43	1-3	1-2	3-4	0 2 2	3 3 6	0	0	1	0	0	5
12 Brycen Goodine	03:44	0-0	0-0	0-0	0 0 0	0 0 0	0	0	0	0	0	7
Team					1 1 2	0 1						
Totals		22-54	8-22	11-19	12 32 44	18 19 63	11	15	3	6	4	5

Technical Fouls: NONE

Wisconsin - 58

Record: 2-1

NO. Name	Min	FG M-A	3P M-A	FT M-A	Rebounds OR DR TOT	Fouls PF FT	TP	AS	TO	ST	Blocks BS BA	+-
5 Tyler Wahl	F 36:19	7-12	0-2	2-3	3 2 5	4 5 16	0	1	0	1	3	-7
20 Ben Carlson	F 17:49	1-7	0-3	0-0	2 1 3	0 1 2	0	0	1	0	1	-13
22 Steven Crowl	F 23:34	1-10	0-4	2-2	0 4 4	2 1 4	2	1	0	0	2	8
23 Chucky Hepburn	G 35:42	2-8	0-3	1-2	1 2 3	3 3 5	2	5	1	1	0	-3
34 Brad Davison	G 36:39	7-17	3-11	8-10	1 6 7	4 8 25	0	2	3	0	0	-4
14 Carter Gilmore	25:34	0-3	0-1	0-0	0 5 5	2 0 0	0	0	0	0	0	5
33 Chris Vogt	08:30	0-0	0-0	0-0	0 1 1	3 0 0	0	1	0	0	1	0
11 Lorne Bowman II	10:49	1-3	1-2	0-0	0 0 0	1 0 3	0	1	0	0	0	-13
35 Markus Iver	02:11	0-0	0-0	0-0	0 0 0	0 0 0	0	0	0	0	0	2
2 Jordan Davis	00:13	1-1	1-1	0-0	0 0 0	0 0 3	0	0	0	0	0	-1
Team					4 3 7	0 0						
Totals		20-61	5-27	13-17	11 24 35	19 18 58	5	7	4	4	6	-5

Technical Fouls: NONE

	PC	UW
Biggest lead	13 (2 nd 6:13)	6 (1 st 9:11)
Best Scoring Run	10 (1 st 6:46)	8 (2 nd 3:18)
Lead Changes	2	
Times Tied	4	
Time with Lead	30:58	05:59

GAME 2: WISCONSIN 72, GREEN BAY 34

Nov. 12, 2021 • Madison, Wis. • Kohl Center



Official Basketball Box Score - Final
Green Bay at Wisconsin
 11/12/21 Kohl Center, Madison
 2021-22 Men's Basketball

Game Time: 7:00 PM
 Game Duration: 1:53
 Attendance: 16,005

Officials: Matt Morales, Chad Barlow, Kenneth Mubaland

Green Bay - 34

Record: 0-2

NO. Name	Min	FG M-A	3P M-A	FT M-A	Rebounds OR DR TOT	Fouls PF FT	TP	AS	TO	ST	Blocks BS BA	+-
3 Japannah Kellogg III	F 20:43	1-1	0-0	0-4	1 1 2	1 3 2	0	0	1	1	2	-27
11 Cade Meyer	F 18:04	1-6	0-1	2-5	0 0 0	5 3 4	0	0	0	0	1	-18
1 Mich Listau	G 20:30	0-3	0-1	2-2	2 2 0	1 1 2	1	1	0	0	0	-19
5 Lucas Steiber	G 09:38	0-1	0-1	0-0	0 2 2	0 1 0	1	0	0	0	0	-11
23 Emmanuel Ansong	G 16:18	0-5	0-1	0-0	1 1 2	3 1 0	0	0	1	0	0	-29
2 Kamari McGee	21:32	2-9	0-1	0-0	0 3 3	2 0 4	1	4	0	0	2	-16
14 Randy Tucker	13:12	0-2	0-1	2-2	2 2 4	3 3 2	2	0	0	0	0	-11
15 Donovan Ivory	18:08	1-5	1-3	0-0	0 3 3	2 0 3	0	3	0	0	1	-17
4 Blayton Williams	05:37	0-1	0-0	0-1	1 1 1	0 0 0	0	0	0	0	0	-1
12 Cem Kircman	17:14	2-4	1-1	0-0	1 3 4	3 2 5	1	1	1	0	0	-12
13 Ryan Coflin	16:06	1-4	0-4	0-2	2 2 0	0 3 0	1	1	1	0	0	-9
55 Nate Jenkins	12:26	2-5	0-0	0-0	1 1 0	2 4 0	0	0	0	0	0	-16
21 Tutu Majok	10:32	2-5	0-1	1-2	2 1 3	0 2 5	0	0	0	0	0	-4
Team					2 0 2	0 1						
Totals		12-51	3-16	7-15	9 22 31	20 18 34	6	13	3	4	6	-38

Technical Fouls: NONE

Wisconsin - 72

Record: 2-0

NO. Name	Min	FG M-A	3P M-A	FT M-A	Rebounds OR DR TOT	Fouls PF FT	TP	AS	TO	ST	Blocks BS BA	+-
5 Tyler Wahl	F 19:45	1-2	0-0	0-0	1 4 5	1 2 2	2	1	0	0	2	18
22 Steven Crowl	F 21:59	7-11	2-4	2-2	3 4 7	1 1 18	0	0	0	0	0	35
1 Johnny Davis	G 24:46	5-16	0-3	5-6	2 3 5	1 6 15	2	0	0	1	1	37
23 Chucky Hepburn	G 23:49	1-5	1-3	0-0	0 2 2	1 0 3	1	1	4	0	0	38
34 Brad Davison	G 26:08	5-8	1-4	4-4	2 1 3	2 2 45	1	1	1	0	0	34
20 Ben Carlson	18:39	2-6	0-1	1-1	1 6 7	0 0 5	1	0	0	0	2	27
33 Chris Vogt	12:43	0-2	0-1	4-4	3 2 5	3 4 0	0	0	0	1	1	5
11 Lorne Bowman II	15:16	1-3	1-2	0-0	0 1 1	4 1 3	1	1	3	0	0	4
14 Carter Gilmore	14:19	0-4	0-1	0-0	2 3 5	0 0 0	0	1	0	2	0	6
35 Markus Iver	10:44	0-4	0-2	3-4	1 3 4	4 3 3	0	0	1	0	0	-1
2 Jordan Davis	06:32	2-2	0-0	0-0	1 1 2	2 0 4	0	0	1	1	0	0
10 Isaac Lindsey	03:48	0-1	0-0	0-0	0 0 0	0 0 0	0	0	0	0	0	-6
4 Carter Higginbottom	01:46	0-0	0-0	0-0	0 0 0	0 0 0	0	0	0	0	0	-4
13 Justin Taphorn	01:46	0-0	0-0	0-0	0 0 0	0 0 0	0	0	0	0	0	-4
Team					2 2 4	0 0						
Totals		24-64	5-21	19-21	18 32 50	18 20 72	9	7	10	6	4	38

Technical Fouls: NONE

	GB	UW
Biggest lead	2 (1 st 18:20)	45 (2 nd 5:07)
Best Scoring Run	6 (1 st 12:42)	13 (1 st 0:43)
Lead Changes	1	
Times Tied	2	
Time with Lead	00:37	35:52

GAME 5: WISCONSIN 65, #12 HOUSTON 63

Nov. 23, 2021 • Las Vegas, Nev. • Michelob Ultra Arena



Official Basketball Box Score - Final
Wisconsin at Houston
11/23/21 Michelob Ultra Arena, Las Vegas
2021-22 Men's Basketball

Game Time: 2:00 PM
Game Duration: 1:56
Officials: Mike Reed, Don Daly, Al Dussau

Wisconsin - 65												
Record: 4-1												
NO. Name	Min	FG M-A	3P M-A	FT M-A	Rebounds OR DR TOT	Fouls PF FO	TP AS TO ST	Blocks BS BA	+/-			
5 Tyler Wahl	F 32:00	4-10	0-2	1-2	1 6 7	2 3	9 1 0 0	0 1 2	2			
22 Steven Crowl	F 22:42	3-6	1-4	1-2	0 1 1	4 2	8 0 1 1	0 1 8	8			
1 Johnny Davis	G 37:24	10-18	4-7	6-6	0 4 4	1 5	30 1 2 4	2 0 2	8			
23 Chucky Hepburn	G 30:58	1-4	1-4	0 0 4	4 2 0	3 3	3 3 0 1	0 0 -1	-1			
34 Brad Davison	G 28:09	2-6	1-5	4-4	0 4 4	4 5	9 2 1 1	0 0 0	3			
14 Carter Gilmore	09:00	0-1	0-1	0 0 0	0 0 0	1 0	1 0 1 0	0 0 0	0			
11 Lorne Bowman II	12:44	1-1	0-0	0 0 0	0 1 1	2 0	1 0 1 0	0 0 3	3			
33 Chris Vogt	10:10	0-0	0-0	0 2 2	3 1 0	1 0	0 0 0 0	0 0 -9	-9			
20 Ben Carlson	11:26	2-3	0-1	0 0 2	2 2 0	1 4	2 0 0 0	0 0 7	7			
2 Jordan Davis	05:27	0-0	0-0	0 0 0	1 1 0	0 0	0 0 0 0	0 0 -2	-2			
Team					1 2 3	0	0	0 0 0	0			
Totals	23:49	7-24	12-15	2 26 28	19 18 65	11 9	7 3 2 2	2	2			

Houston - 63												
Record: 4-1												
NO. Name	Min	FG M-A	3P M-A	FT M-A	Rebounds OR DR TOT	Fouls PF FO	TP AS TO ST	Blocks BS BA	+/-			
32 Reggie Chaney	F 19:47	3-3	0-0	1-4	0 5 5	3 3	7 0 0 0	0 0 -5	-5			
35 Fabian White Jr	F 25:33	2-4	0-1	0-0	1 3 4	2 1	4 1 0 1	0 0 12	12			
0 Marcus Sasser	G 37:52	4-12	3-7	0-0	0 2 2	2 1	11 2 4 3	0 0 -1	-1			
4 Taze Moore	G 15:56	0-6	0-4	0-0	1 2 3	1 0	0 0 1 0	1 2 -2	-2			
11 Kyler Edwards	G 34:21	6-10	6-8	0-0	1 4 5	2 2	18 1 3 1	0 0 1	1			
12 Tramon Mirk	13:43	3-6	0-0	2-2	0 2 2	2 1	8 1 0 0	0 0 -1	-1			
13 J'wan Roberts	19:14	1-5	0-2	3-4	3 3 6	0 3	5 0 2 1	1 0 -12	-12			
1 Jarnal Sheard	21:00	3-7	0-1	2-4	1 1 2	3 6	8 5 2 1	0 1 2	2			
25 Josh Carlton	12:34	1-1	0-0	0-1	0 3 3	2 2	0 0 0 0	0 0 -4	-4			
Team					3 1 4	0	0	0	0			
Totals	23:54	9-23	8-15	10 26 36	18 19 63	10	12 7 2 3	2	2			

Technical Fouls: NONE

Wisconsin - 65												
Record: 4-1												
NO. Name	Min	FG M-A	3P M-A	FT M-A	Rebounds OR DR TOT	Fouls PF FO	TP AS TO ST	Blocks BS BA	+/-			
32 Reggie Chaney	F 19:47	3-3	0-0	1-4	0 5 5	3 3	7 0 0 0	0 0 -5	-5			
35 Fabian White Jr	F 25:33	2-4	0-1	0-0	1 3 4	2 1	4 1 0 1	0 0 12	12			
0 Marcus Sasser	G 37:52	4-12	3-7	0-0	0 2 2	2 1	11 2 4 3	0 0 -1	-1			
4 Taze Moore	G 15:56	0-6	0-4	0-0	1 2 3	1 0	0 0 1 0	1 2 -2	-2			
11 Kyler Edwards	G 34:21	6-10	6-8	0-0	1 4 5	2 2	18 1 3 1	0 0 1	1			
12 Tramon Mirk	13:43	3-6	0-0	2-2	0 2 2	2 1	8 1 0 0	0 0 -1	-1			
13 J'wan Roberts	19:14	1-5	0-2	3-4	3 3 6	0 3	5 0 2 1	1 0 -12	-12			
1 Jarnal Sheard	21:00	3-7	0-1	2-4	1 1 2	3 6	8 5 2 1	0 1 2	2			
25 Josh Carlton	12:34	1-1	0-0	0-1	0 3 3	2 2	0 0 0 0	0 0 -4	-4			
Team					3 1 4	0	0	0	0			
Totals	23:54	9-23	8-15	10 26 36	18 19 63	10	12 7 2 3	2	2			

Technical Fouls: NONE

Houston - 63												
Record: 4-1												
NO. Name	Min	FG M-A	3P M-A	FT M-A	Rebounds OR DR TOT	Fouls PF FO	TP AS TO ST	Blocks BS BA	+/-			
32 Reggie Chaney	F 19:47	3-3	0-0	1-4	0 5 5	3 3	7 0 0 0	0 0 -5	-5			
35 Fabian White Jr	F 25:33	2-4	0-1	0-0	1 3 4	2 1	4 1 0 1	0 0 12	12			
0 Marcus Sasser	G 37:52	4-12	3-7	0-0	0 2 2	2 1	11 2 4 3	0 0 -1	-1			
4 Taze Moore	G 15:56	0-6	0-4	0-0	1 2 3	1 0	0 0 1 0	1 2 -2	-2			
11 Kyler Edwards	G 34:21	6-10	6-8	0-0	1 4 5	2 2	18 1 3 1	0 0 1	1			
12 Tramon Mirk	13:43	3-6	0-0	2-2	0 2 2	2 1	8 1 0 0	0 0 -1	-1			
13 J'wan Roberts	19:14	1-5	0-2	3-4	3 3 6	0 3	5 0 2 1	1 0 -12	-12			
1 Jarnal Sheard	21:00	3-7	0-1	2-4	1 1 2	3 6	8 5 2 1	0 1 2	2			
25 Josh Carlton	12:34	1-1	0-0	0-1	0 3 3	2 2	0 0 0 0	0 0 -4	-4			
Team					3 1 4	0	0	0	0			
Totals	23:54	9-23	8-15	10 26 36	18 19 63	10	12 7 2 3	2	2			

Technical Fouls: NONE

Houston - 63												
Record: 4-1												
NO. Name	Min	FG M-A	3P M-A	FT M-A	Rebounds OR DR TOT	Fouls PF FO	TP AS TO ST	Blocks BS BA	+/-			
32 Reggie Chaney	F 19:47	3-3	0-0	1-4	0 5 5	3 3	7 0 0 0	0 0 -5	-5			
35 Fabian White Jr	F 25:33	2-4	0-1	0-0	1 3 4	2 1	4 1 0 1	0 0 12	12			
0 Marcus Sasser	G 37:52	4-12	3-7	0-0	0 2 2	2 1	11 2 4 3	0 0 -1	-1			
4 Taze Moore	G 15:56	0-6	0-4	0-0	1 2 3	1 0	0 0 1 0	1 2 -2	-2			
11 Kyler Edwards	G 34:21	6-10	6-8	0-0	1 4 5	2 2	18 1 3 1	0 0 1	1			
12 Tramon Mirk	13:43	3-6	0-0	2-2	0 2 2	2 1	8 1 0 0	0 0 -1	-1			
13 J'wan Roberts	19:14	1-5	0-2	3-4	3 3 6	0 3	5 0 2 1	1 0 -12	-12			
1 Jarnal Sheard	21:00	3-7	0-1	2-4	1 1 2	3 6	8 5 2 1	0 1 2	2			
25 Josh Carlton	12:34	1-1	0-0	0-1	0 3 3	2 2	0 0 0 0	0 0 -4	-4			
Team					3 1 4	0	0	0	0			
Totals	23:54	9-23	8-15	10 26 36	18 19 63	10	12 7 2 3	2	2			

Technical Fouls: NONE

Houston - 63												
Record: 4-1												
NO. Name	Min	FG M-A	3P M-A	FT M-A	Rebounds OR DR TOT	Fouls PF FO	TP AS TO ST	Blocks BS BA	+/-			
32 Reggie Chaney	F 19:47	3-3	0-0	1-4	0 5 5	3 3	7 0 0 0	0 0 -5	-5			
35 Fabian White Jr	F 25:33	2-4	0-1	0-0	1 3 4	2 1	4 1 0 1	0 0 12	12			
0 Marcus Sasser	G 37:52	4-12	3-7	0-0	0 2 2	2 1	11 2 4 3	0 0 -1	-1			
4 Taze Moore	G 15:56	0-6	0-4	0-0	1 2 3	1 0	0 0 1 0	1 2 -2	-2			
11 Kyler Edwards	G 34:21	6-10	6-8	0-0	1 4 5	2 2	18 1 3 1	0 0 1	1			
12 Tramon Mirk	13:43	3-6	0-0	2-2	0 2 2	2 1	8 1 0 0	0 0 -1	-1			
13 J'wan Roberts	19:14	1-5	0-2	3-4	3 3 6	0 3	5 0 2 1	1 0 -12	-12			
1 Jarnal Sheard	21:00	3-7	0-1	2-4	1 1 2	3 6	8 5 2 1	0 1 2	2			
25 Josh Carlton	12:34	1-1	0-0	0-1	0 3 3	2 2	0 0 0 0	0 0 -4	-4			
Team					3 1 4	0	0	0	0			
Totals	23:54	9-23	8-15	10 26 36	18 19 63	10	12 7 2 3	2	2			

Technical Fouls: NONE

	WS		HOU		Points from		WS	HOU	Period by Period Scoring				
Biggest lead	20 (1 st 2:13)		0 (1 st 20:00)		Turnovers	11	8			1st	2nd	TOT	
Best Scoring Run	13 (1 st 15:40)		10 (2 nd 16:05)		Paint	26	26			WS	40	25	65
Lead Changes	0				Second Chance	2	6						
Times Tied	0				Fast Breaks	5	7			HOU	20	43	63
Time with Lead	38:36		00:00		Bench	6	23						

GAME 9: #22 WISCONSIN 64, INDIANA 59

Dec. 8, 2021 • Madison, Wis. • Kohl Center



Official Basketball Box Score - Final
Indiana at Wisconsin
12/08/21 Kohl Center, Madison
2021-22 Men's Basketball

Game Time: 6:00 PM
Game Duration: 2:03
Attendance: 16,013

Officials: D.J. Garstensen, Courtney Green, Rob Kunneman

Indiana - 59

Record: 7-2 (1-1)

NO.	Name	Min	FG	3P	FT	Rebounds	Fouls	TP	AS	TO	ST	Blocks	BS	BA	+/
12	Miller Kopp	F 28:37	3-6	1-1	0-0	0	1	1	2	0	7	0	1	0	0
23	Trayce Jackson-Davis	F 30:39	4-10	0-0	1-2	3	6	1	3	9	1	0	0	1	-11
25	Race Thompson	F 29:45	6-11	0-1	0-0	4	5	9	3	1	12	1	0	1	-13
0	Xavier Johnson	G 27:11	4-16	0-1	2-6	1	6	7	4	6	10	7	3	0	-1
45	Parker Stewart	G 26:03	3-7	3-5	0-0	1	3	4	4	0	9	1	0	1	-11
22	Jordan Geronimo	10:02	0-2	0-1	3-4	2	3	5	1	2	3	1	1	0	2
53	Tamar Bates	16:53	1-3	1-2	0-0	0	2	2	1	0	3	1	2	0	0
2	Michael Durr	09:21	2-3	0-0	0-0	0	1	1	0	0	4	0	1	0	0
1	Rob Phinisee	12:49	1-4	0-2	0-1	1	3	4	1	3	2	2	1	0	-4
3	Anthony Leal	08:40	0-0	0-0	0-0	0	0	0	2	0	0	0	0	1	-9
Team						2	3	5	0	0	0	0	0	0	
Totals			24:62	5-13	6-13	14	30	44	19	15	59	14	9	2	4

Technical Fouls: NONE

Wisconsin - 64

Record: 8-1 (1-0)

NO.	Name	Min	FG	3P	FT	Rebounds	Fouls	TP	AS	TO	ST	Blocks	BS	BA	+/
5	Tyler Wahl	F 27:27	2-7	0-1	3-4	3	9	12	2	2	7	3	0	1	3
22	Steven Crowl	F 19:04	2-6	1-2	0-0	0	0	0	4	0	5	3	0	1	0
1	Johnny Davis	G 36:45	8-17	1-3	6-7	1	8	9	1	8	23	1	3	0	1
23	Chucky Hepburn	G 25:33	0-4	0-3	4-4	0	2	2	4	2	4	1	0	2	0
34	Brad Davison	G 33:55	3-12	2-7	0-0	0	4	4	1	2	8	3	1	1	0
14	Carter Gilmore	04:01	1-2	0-1	0-0	0	0	0	0	0	2	0	0	0	-6
33	Chris Vogt	20:56	4-6	0-0	1-1	4	2	6	2	2	9	1	0	1	0
2	Jordan Davis	12:17	1-4	1-4	0-0	0	1	1	0	1	3	0	0	0	-4
20	Ben Carlson	20:02	1-4	0-2	1-2	2	2	4	1	2	3	0	0	0	0
Team						1	2	3	0	0	0	0	0	0	
Totals			22:62	5-23	15-18	11	30	41	15	19	64	12	4	4	5

Technical Fouls: NONE

	IU	UW
Biggest lead	22 (1 st 1:17)	5 (1 st 17:38)
Best Scoring Run	12 (1 st 8:44)	11 (2 nd 0:13)
Lead Changes	2	
Times Tied	2	
Time with Lead	34:26	03:01

Points from	Turnovers	7	15
Paint	30	22	
Second Chance	16	11	
Fast Breaks	14	6	
Bench	12	17	

Period by Period Scoring	1st	2nd	TOT
IU	42	17	59
UW	25	39	64

NOTES: Wisconsin overcame a 22-pt deficit, trailing 42-20 in the 1H, matching the largest comeback in program history...the Badgers limited Indiana to just 17 2H points. IU shot just 22.6% FG in the 2H (0-5 3FG)...UW allowed 3pts the final 8:59 of the game, including 0 points the final 3:00...**Johnny Davis** led UW with 23 pts, his 5th game with at 20+ pts this season...Davis also grabbed 9 reb, matching his career high....**Tyler Wahl** grabbed a season-high 12 reb, plus 7 pts, 3 ast, 3 blk and 1 stl...**Chris Vogt** posted season highs with 9 pts and 6 reb...**Brad Davison** finished with 8 pts, 4 reb and 3 ast.

GAME 10: #21 OHIO STATE 73, #22 WISCONSIN 55

Dec. 11, 2021 • Columbus, Ohio • Value City Arena



Official Basketball Box Score - Final
Wisconsin at Ohio State
12/11/21 Value City Arena, Columbus, Ohio
Ohio State vs. Wisconsin

Game Time: 12:00 PM
Game Duration: 1:52
Attendance: 13,866

Officials: Rob Riley, Donnie Epley, Bill Ek

Wisconsin - 55

Record: 8-2 (1-1)

NO.	Name	Min	FG	3P	FT	Rebounds	Fouls	TP	AS	TO	ST	Blocks	BS	BA	+/
5	Tyler Wahl	F 23:04	1-7	0-3	1-1	0	1	1	3	2	3	2	2	1	0
22	Steven Crowl	F 22:38	0-3	0-2	0-0	1	1	2	3	0	0	0	3	0	0
1	Johnny Davis	G 36:12	11-22	2-7	0-0	1	6	7	4	3	24	3	1	3	0
23	Chucky Hepburn	G 32:55	2-8	1-5	0-0	0	3	3	1	0	5	1	1	1	0
34	Brad Davison	G 27:40	4-12	3-6	2-2	0	5	5	3	2	13	0	1	0	0
20	Ben Carlson	13:36	0-3	0-2	1-2	0	2	2	1	2	1	0	0	0	0
33	Chris Vogt	17:22	3-6	0-0	1-3	0	2	2	4	3	7	0	0	1	3
2	Jordan Davis	15:46	1-2	0-0	0-1	1	1	2	0	1	2	0	0	1	1
0	Jahcobi Neath	05:54	0-1	0-0	0-0	0	1	1	0	1	0	1	0	0	0
35	Markus Iler	02:53	0-1	0-1	0-0	0	0	0	0	0	0	0	0	0	0
Team						2	1	3	0	0	0	0	0	0	
Totals			22:65	6-26	5-9	5	23	28	19	14	55	7	8	7	4

Technical Fouls: NONE

Ohio State - 73

Record: 8-2 (2-0)

NO.	Name	Min	FG	3P	FT	Rebounds	Fouls	TP	AS	TO	ST	Blocks	BS	BA	+/
10	Justin Ahrens	F 26:40	1-4	1-4	2-2	0	4	4	2	1	5	1	0	0	0
23	Zed Key	F 22:45	5-7	0-0	1-3	1	8	9	1	5	11	2	0	1	1
32	E.J. Liddell	F 30:56	11-16	1-3	5-7	4	5	9	1	7	28	4	2	1	2
22	Malik Branham	G 13:54	0-2	0-0	0-0	2	2	1	0	0	0	4	0	0	0
55	Jamari Wheeler	G 30:08	4-9	1-4	0-0	0	5	5	1	2	9	5	2	1	0
0	Meechie Johnson Jr.	19:01	3-8	2-3	0-0	0	2	2	0	0	8	2	1	1	1
25	Kyle Young	23:18	2-6	0-2	1-1	1	13	14	1	3	5	0	1	1	0
50	Joey Brunk	02:21	0-0	0-0	0-0	0	0	0	0	0	0	0	0	0	-3
2	Cedric Russell	18:52	3-6	1-3	0-0	0	1	1	2	0	7	1	4	0	0
3	Eugene Brown III	10:45	0-0	0-0	0-0	0	1	0	1	4	1	0	0	0	0
1	Jimmy Sotos	00:40	0-0	0-0	0-0	0	0	0	0	0	0	0	0	0	-4
42	Harrison Hooklin	00:40	0-0	0-0	0-0	0	0	0	1	0	0	0	0	0	-4
Team						1	1	2	0	0	0	0	0	0	
Totals			29:58	6-19	9-13	8	41	49	14	19	73	15	14	4	5

Technical Fouls: NONE

Biggest lead	8 (1 st 11:47)	23 (2 nd 0:40)
Best Scoring Run	8 (1 st 15:32)	12 (1 st 6:37)
Lead Changes	2	
Times Tied	2	
Time with Lead	07:06	30:19

Points from	Turnovers	11	9
Paint	24	32	
Second Chance	2	11	
Fast Breaks	8	14	
Bench	10	20	

Period by Period Scoring	1st	2nd	TOT
WIS	29	26	55
OSU	34	39	73

GAME 12: WISCONSIN 89, ILLINOIS STATE 85

Dec. 29, 2021 • Madison, Wis. • Kohl Center



Official Basketball Box Score - Final
Nicholls St. at Wisconsin
12/15/21 Kohl Center, Madison, WI
2021-22 Men's Basketball

Game Time: 7:01 PM
Game Duration: 2:06
Attendance: 15,752

Officials: Steve Munkins, Donnie Epley, Brooks Wells

Nicholls St. - 68

Record: 7-4

NO.	Name	Min	FG	3P	FT	Rebounds	Fouls	TP	AS	TO	ST	Blocks	BS	BA	+/
1	Emmanuel Little	F 23:29	1-3	0-1	0-0	1	2	3	4	2	2	0	1	0	-4
35	Ryghie Lyons	C 19:40	2-7	0-1	0-0	1	1	2	5	0	4	2	1	0	3
0	Ty Gordon	G 29:42	10-25	4-11	2-2	0	2	2	4	2	26	2	1	0	-5
5	Pierce Spencer	G 33:55	1-3	1-2	0-0	2	5	7	3	0	3	0	1	0	0
14	Devante Carter	G 32:30	7-12	0-2	1-4	0	4	4	3	6	15	2	1	1	0
13	Mikhi Collins	07:54	1-1	0-0	0-0	0	0	0	3	0	2	0	0	0	2
22	Manny Little	28:29	3-4	0-1	0-2	5	10	15	2	3	6	1	5	1	0
11	Latrell Jones	12:24	2-2	0-0	0-0	1	1	2	0	0	4	0	1	1	0
4	Caleb Huffman	11:57	3-5	0-1	0-0	1	1	0	1	6	0	1	0	0	-4
Team						0	0	0	0	0	0	0	0	0	
Totals			30:62	5-19	3-8	10	26	36	24	14	68	7	12	3	5

Technical Fouls: NONE

Wisconsin - 71

Record: 9-2

NO.	Name	Min	FG M-A	3P M-A	FT M-A	Rebounds CR DR TOT	Fouls PF D	TP	AS	TO	ST	Blocks BLK	BS	BA				
5	Tyler Wahl	F 31:25	4-8	0-2	4-6	0	4	4	2	4	12	2	3	1	0	0	-4	
22	Steven Crowl	F 14:15	2-6	0-2	1-2	0	1	3	4	0	2	5	1	1	0	1	2	-8
0	Jahcobi Neath	G 26:44	3-6	1-1	2-2	2	5	7	3	1	9	2	1	0	1	1	6	8
23	Chucky Hepburn	G 32:17	3-8	0-3	3-4	0	0	0	1	4	9	1	2	2	0	0	0	0
34	Brad Davison	G 35:52	4-9	0-6	0-0	0	1	1	5	4	19	2	1	1	0	0	5	5
11	Lorne Bowman II	13:37	1-2	1-2	1-3	0	3	3	0	2	4	0	1	0	0	0	0	8
20	Ben Carlson	09:30	2-5	0-1	0-0	2	2	4	0	1	4	0	0	0	0	1	1	11
33	Chris Vogt	25:25	4-7	0-0	1-3	4	3	7	2	5	9	1	0	1	0	1	1	13
2	Jordan Davis	07:19	0-1	0-1	0-0	1	1	2	0	0	0	1	0	0	0	0	0	-2
14	Carter Gilmore	04:19	0-0	0-0	0-1	0	0	0	1	1	0	0	0	0	0	0	0	-6
Team						0	1	1	0	0	0	0	0	0	0	0	0	0
Totals		24:55	6-21	17-27	10	23	33	14	71	10	8	6	2	5	3	0	0	0

GAME 13: #23 WISCONSIN 74, #3 PURDUE 69

Jan. 3, 2022 • West Lafayette, Ind. • Mackey Arena



Official Basketball Box Score - Final
Wisconsin at Purdue
 01/03/22 Mackey Arena, West Lafayette
 2021-22 Men's Basketball

Game Time: 7:00 PM
 Game Duration: 2:26
 Attendance: 14,804

Officials: Larry Scroto, Don Daly, Donnie Epley

Wisconsin - 74													Record: 11-2 (2-1)												
NO. Name	Min	FG	3P	FT	Rebounds	Fouls	TP	AS	TO	ST	Blocks	+/-	Shooting By Period												
5 Tyler Wahl	F 21:12	3-4	0-1	0-0	1 3 4	5 0	6	1	1	1	0 0 0	3	1 st FG%	13-30	43.3%										
22 Steven Crowl	F 23:11	2-6	0-3	0-0	1 1 2	5 2	4	1	0	0	0 0 0	-7	3PT%	1-12	8.3%										
1 Johnny Davis	G 37:52	13-24	2-5	9-12	1 13 14	2 8	37	3	3	2	2 0 0	5	2 nd FG%	14-30	46.7%										
23 Chucky Hepburn	G 32:50	2-7	1-4	0-0	0 1 1	1 0 5	3	3	1	1	0 0 0	3	3PT%	5-12	41.7%										
34 Brad Davison	G 38:09	5-11	3-6	2-2	0 3 3	1 3 15	3	0	0	0	0 0 2	2	FT%	12-15	80%										
2 Jordan Davis	04:44	0-1	0-1	0-0	0 2 2	1 0 0	0	0	0	1	0 0 2	2	GM FG%	27-60	45.0%										
33 Chris Vogt	12:57	2-3	0-0	2-3	0 3 3	5 3 6	0	1	1	0	0 0 2	15	FT%	14-19	73.7%										
14 Carter Gilmore	18:48	0-3	0-3	0-0	2 0 2	1 0 0	0	1	1	0 0 0	2	Dead Ball Rebounds: 2													
0 Jahcobi Neath	02:08	0-1	0-1	1-2	0 1 1	1 1 1	0	0	0	0	0 0 0	0													
11 Lorne Bowman II	05:03	0-0	0-0	0-0	0 0 0	0 0 0	0	1	0	0	0 0 5	5													
20 Ben Carlson	03:06	0-0	0-0	0-0	0 0 0	0 0 0	0	0	0	0	0 0 -5	5													
Team					1 1 2		0	0	0																
Totals		27-60	6-24	14-19	9 25 34	22 17	74	13	7	5	2 0 5		Technical Fouls: NONE												

Technical Fouls: NONE

Purdue - 69													Record: 12-2 (1-2)												
NO.	NAME	MIN	FG M-A	3P M-A	FT M-A	Rebounds OR DR TOT	Fouls PF FD	TP	AS	TO	ST	Blocks BS BA	+/-	Shooting By Period											
0	Mason Gillis	F 22:53	3-4	3-4	0-0	1 3 4	1 1 9	0	2	0	0	0	-1	1 st FG%	7-22	31.8%									
50	Trevion Williams	F 19:50	3-8	1-1	2-4	3 2 5	3 3 9	2	0	0	0	0	-2	3PT%	4-11	36.4%									
11	Isaiah Thompson	G 20:29	0-2	0-2	0-0	1 2 3	1 0 0	2	1	0	0	0	14	FT%	6-10	60%									
23	Jaden Ivy	G 27:34	3-9	2-5	6-8	0 3 3	3 4 14	3	2	0	0	0	2	2 nd FG%	16-34	47.1%									
55	Sasha Stefanovic	G 37:14	2-8	1-5	3-4	0 2 2	2 3 8	3	1	0	0	0	1	3PT%	4-9	44.4%									
2	Eric Hunter Jr.	19:31	1-4	0-1	0-0	1 1 0	1 0 1	2	2	2	0	0	-19	FT%	8-20	40.0%									
15	Zach Edey	20:11	10-17	0-0	4-8	5 5 10	3 8 24	2	4	0	0	0	-1	GM FG%	23-56	41.1%									
3	Caleb Furst	06:18	0-0	0-0	0-0	0 0 0	0 0 0	0	0	0	0	0	-6	3PT%	15-24	62.5%									
25	Ethan Morton	19:57	1-2	1-1	0-0	0 6 6	4 1 3	4	0	2	0	0	-11	Dead Ball Rebounds: 3 0 0											
5	Brandon Newman	06:03	0-2	0-1	0-0	0 0 0	0 1 0	1	0	0	0	0	-2												
Team						3 3 6			0	0															
Totals			23-56	8-20	15-24	13 27 40	17 22	69	19	12	2	0	-5												

Technical Fouls: NONE

WIS		PUR		Points from		WIS		PUR		Period by Period Scoring		Turnovers		1st		2nd		TOT	
Biggest lead	7 (1 st 2:07)	7 (2 nd 11:12)		Turnovers	12	10		Paint	28	28		WIS	29	45	74				
Best Scoring Run	7 (1 st 11:00)	8 (2 nd 13:53)		Second Chance	12	12		Fast Breaks	6	6		PUR	24	45	69				
Lead Changes	17			Bench	7	29													
Times Tied	6																		
Time with Lead	20:49	15:19																	

NOTES: Wisconsin won at Mackey Arena for the 1st time since 2014 and just the 5th time in school history...the win marked UW's first-ever over a ranked Purdue team at Mackey Arena...UW tallied its 9th win over a top-10 foe under Greg Gard (including 4 such road wins)...**Johnny Davis** scored a career-high 37 points, the most by a Badger since Frank Kaminsky's school record 43 points on 11/19/13... it was the 3rd-highest road total by a Badger in school history, trailing Michael Finley (42pts, 1994) and Jordan Taylor (39, 2011)...per STATS, Davis is the first player to lead his team in pts, reb, ast, blk & stl in a road win over an AP top 5 team since Wake Forest's Tim Duncan did so in a win at No. 5 Maryland on Feb. 1, 1997.

GAME 15: #23 WISCONSIN 70, MARYLAND 69

Jan. 9, 2022 • College Park, Md. • XFINITY Center



Official Basketball Box Score - Final
Wisconsin at Maryland
 01/09/22 XFINITY Center, College Park
 2021-22 Men's Basketball

Game Time: 7:30 PM
 Game Duration: 2:09
 Attendance: 10,864

Officials: Rob Riley, Terry Oglesby, Steve McJunkins

Wisconsin - 70													Record: 13-2 (4-1)												
NO. Name	Min	FG M-A	3P M-A	FT M-A	Rebounds OR DR TOT	Fouls PF FD	TP	AS	TO	ST	Blocks BS BA	+/-	Shooting By Period												
5 Tyler Wahl	F 29:33	8-12	0-1	5-5	1 4 5	4 3 21	2	0	0	0	0	17	1st FG%	13-26	50.0%										
22 Steven Crowl	F 22:20	3-4	1-1	2-2	2 6 8	3 3 9	0	0	0	0	0	10	3PT%	4-11	36.4%										
1 Johnny Davis	G 37:10	7-19	1-7	4-5	0 7 7	1 7 19	1	3	1	1	0	-5	2nd FG%	12-30	40.0%										
23 Chucky Hepburn	G 32:13	1-5	1-3	0-0	0 3 3	0 3 3	2	1	1	0	1	-9	3PT%	1-9	11.1%										
34 Brad Davison	G 38:09	3-10	1-7	4-6	1 2 3	1 5 11	2	1	1	0	1	-4	FT%	12-14	85.7%										
33 Chris Vogt	17:12	1-2	0-0	0-0	0 1 1	3 1 2	2	0	0	0	3	-7	GM FG%	25-56	44.6%										
11 Lorne Bowman II	07:47	0-1	0-0	0-0	0 1 1	1 0 0	2	1	1	0	0	10	3PT%	5-20	25.0%										
14 Carter Gilmore	08:42	1-2	0-0	0-0	0 0 0	2 0 2	0	1	0	0	0	-13	FT%	15-18	83.3%	Dead Ball Rebounds: 1, 0									
2 Jordan Davis	04:51	1-1	0-0	0-0	0 0 0	1 0 3	0	1	0	0	3														
20 Ben Carlson	02:13	0-0	0-0	0-0	0 0 0	0 0 0	0	0	0	0	0	-5													
Team					1 0 1			0	1																
Totals		25-56	5-20	15-18	5 24 29	19 19 70	11	8	4	5	3 1														

Technical Fouls: NONE

Maryland - 69													Technical Points, MORE														
Record: 9-7 (0-4)																											
NO. NAME	Min	FG M-A	3P M-A	FT M-A	Rebounds OR DR TOT	Fouls PF FD	TP	AS	TO	ST	Blocks BS BA	+/-	Shooting By Period														
24 Donta Scott	F 31:00	4-8	1-4	1-1	0 6 6	2 2 10	0	2	0	0	0	0	1st FG%	9-28	32.1%												
33 Qudus Wahab	C 19:04	1-5	0-0	2-2	0 4 4	0 4 4	1	1	0	1	1	1	3PT%	2-7	28.6%												
4 Fatts Russell	G 24:47	5-10	0-0	3-4	0 2 2	4 3 13	6	1	2	0	1	1	FT%	6-7	85.7%												
5 Eric Ayala	G 30:07	6-16	4-8	3-3	1 4 5	4 2 19	1	1	0	0	2	-14	2nd FG%	16-27	59.3%												
13 Hakim Hart	G 31:27	4-6	0-2	3-4	0 1 1	1 1 2	1	2	1	0	0	0	3PT%	1-10	50.0%												
15 Simon Wright	03:19	0-0	0-0	0-0	0 1 1	3 1 0	0	0	1	0	0	0	FT%	6-8	75%												
10 Julian Reese	23:55	1-3	0-1	0-1	0 4 4	2 4 2	0	1	0	0	0	-7	GM FG%	25-55	45.5%												
11 Xavier Green	26:58	4-5	2-2	0-0	1 3 4	3 1 10	0	1	2	0	0	4	3PT%	7-17	41.2%												
23 Ian Martinez	09:13	0-2	0-0	0-0	0 2 2	0 0 0	0	0	1	0	0	1	FT%	12-15	80.0%												
													Dead Ball Rebounds: 4 0														
Team																											
Totals																											

Technical Fouls: NONE

	WIS		UMD		Points from		WIS		UMD		Period by Period Scoring			
Biggest lead	21 (1 st 8:21)		3 (2 nd 11:56)		Turnovers	18	5				1st	2nd	TOT	
Best Scoring Run	10 (1 st 10:02)		15 (1 st 3:16)		Paint	32	24				WIS	33	37	70
Lead Changes	6				Second Chance	8	3							
Times Tied	5				Fast Breaks	9	10				UMD	26	43	69
Time with Lead	31:20	05:09			Bench	7	12							

GAME 17: #8 WISCONSIN 82, NORTHWESTERN 76

Jan. 18, 2022 • Evanston, Ill. • Welsh-Ryan Arena



Official Basketball Box Score - Final
Wisconsin at Northwestern
01/18/22 Welsh-Ryan Arena, Evanston
2021-22 Men's Basketball

Game Time: 8:00 PM
Game Duration: 1:58
Attendance: 5,551

Officials: Courtney Green, Rob Riley, Steve Muckinluk

Wisconsin - 82

Record: 15-2 (6-1)

NO.	Name	Min	FG M-A	3P M-A	FT M-A	Rebounds OR DR TOT	Fouls PF FD	TP	AS	TO	ST	Blocks BS BA	+/-							
5	Tyler Wahl	F 32:03	5-12	1-1	3-6	1 10 11	3 4 14	4	2	1	0	0	2 10							
22	Steven Crowl	F 22:40	3-4	0-1	4-4	1 2 3	3 2 10	2	4	0	0	0	0 10							
1	Johnny Davis	G 37:56	8-15	4-5	7-10	1 7 8	0 5 27	2	3	3	0	1	5							
23	Chucky Hepburn	G 34:45	6-10	2-3	0-3	1 0 1	1 3 14	1	0	0	0	0	8							
34	Brad Davison	G 37:47	4-8	2-6	3-3	0 4 4	1 3 13	4	1	0	0	0	10							
11	Lorne Bowman II	05:52	0-1	0-1	0-0	0 1 1	2 0 0	0	1	0	0	0	-4							
33	Chris Vogt	17:06	2-4	0-0	0-0	3 1 4	3 1 4	0	0	0	2	1	-5							
20	Ben Carlson	01:21	0-0	0-0	0-0	0 0 0	0 0 0	0	0	0	0	0	-4							
0	Jahcobi Neath	02:04	0-0	0-0	0-0	0 0 0	0 0 0	0	0	0	0	0	1							
14	Carter Gilmore	06:50	0-0	0-0	0-0	2 2 0	0 0 0	3	0	0	0	0	1							
2	Jordan Davis	01:36	0-0	0-0	0-0	0 1 1	0 0 0	0	0	0	0	0	-2							
Team						0	1	1	0	0	0	0								
Totals						28-54	9-17	17-26	7	29	36	13	18	82	17	11	4	2	4	6

Technical Fouls: NONE

Northwestern - 76

Record: 9-7 (2-5)

NO. Name	Min	FG M-A	3P M-A	FT M-A	Rebounds OR DR TOT	Fouls PF FD	TP	AS	TO	ST	Blocks BS BA	+/-
22 Pette Nance	F 30:56	5-10	0-3	0-0	1 5 6	0 1	10	5	1	0	0 0	4
31 Robbie Beran	F 20:47	1-3	0-1	0-1	4 5 3	0 0	2	0	0	1	2 0	-12
0 Boo Bue	G 33:27	7-17	3-8	2-3	0 2 2	2 5	19	5	2	0	0 0	-4
1 Chase Audge	G 30:25	10-17	3-4	0-0	2 2 4	0 0	23	3	2	3	0 0	-7
3 Ty Berry	G 10:59	0-4	0-2	0-0	0 0 0	2 1	0	1	0	0	0 0	-3
5 Julian Roper II	27:11	3-6	1-1	0-0	3 2 5	2 0	7	1	1	1	0 -4	
15 Ryan Young	26:56	6-11	0-0	1-5	3 3 6	0 5	13	2	1	0	1 0	-1
2 Ryan Greer	16:35	1-1	0-0	0 0	3 3 0	0 1	2	2	1	1	0 0	0
14 Casey Simmons	01:23	0-2	0-1	0-0	0 0 0	0 0	0	0	0	0	0 0	1
34 Matthew Nicholson	01:21	0-0	0-0	0-0	0 0 0	2 0	0	0	0	0	0 0	-3
Team					2 2 4		0	0				
Totals	33:71	7-20	3-8	12 23	35	18	73	19	8	6	4 2	-6

Technical Fouls: NONE

	UW	NU
Biggest lead	10 (2 nd 18:26)	5 (1 st 17:18)
Best Scoring Run	5 (1 st 10:53)	7 (1 st 17:18)
Lead Changes	4	
Times Tied	5	
Time with Lead	28:46	06:49

Points from	UW	NU
Turnovers	8	6
Paint	32	36
Second Chance	11	12
Fast Breaks	5	0
Bench	4	22

Period by Period Scoring	1st	2nd	TOT
UW	41	41	82
NU	35	41	76

Shooting By Period	1 st	2 nd	3 rd	4 th	5 th
1 st FG%	16.34	47.1%			
3PT%	3.11	27.3%			
FT%	0.0	0%			
2 nd FG%	17.37	45.9%			
3PT%	4.9	44.4%			
FT%	3.8	37.5%			
GMFG%	33.71	46.5%			
3PT%	7.20	35.0%			
FT%	3.8	37.5%			

Dead Ball Rebounds: 2, 0

GAME 18: #14 MICHIGAN STATE 86, #8 WISCONSIN 74

Jan. 21, 2022 • Madison, Wis. • Kohl Center



Official Basketball Box Score - Final
Michigan St. at Wisconsin
01/21/22 Kohl Center, Madison
2021-22 Men's Basketball

Game Time: 8:00 PM
Game Duration: 2:06
Attendance: 17,287

Officials: D.J. Carstensen, Donnie Eppley, Lewis Garrison

Michigan St. - 86

Record: 15-3 (6-1)

NO. Name	Min	FG M-A	3P M-A	FT M-A	Rebounds OR DR TOT	Fouls PF FD	TP	AS	TO	ST	Blocks BS BA	+/-
10 Joey Hauser	F 24:18	1-5	1-3	4-6	1 10 11	2 3	7	2	2	0	0 0	6
30 Marcus Bingham Jr.	F 12:50	3-6	1-1	2-3	1 4 5	3 3	9	0	1	0	0 0	2
44 Gabe Brown	F 25:58	1-7	0-3	1-1	2 2 4	1 0	3	0	2	0	1 0	17
2 Tyson Walker	G 19:29	4-7	0-1	4-4	0 0 0	1 2	12	2	3	2	0 0	-1
5 Max Christie	G 33:39	5-7	2-2	0-0	2 1 3	1 0	12	0	0	0	0 0	7
34 Julius Marble	13:11	3-4	0-0	0-0	0 4 1	5 1	6	0	2	0	0 0	5
11 A.J. Hoggard	25:25	2-4	0-0	8-10	4 4 3	6 12	8	1	1	1	0 0	7
25 Malik Hall	25:03	7-11	0-0	0-0	4 4 8	2 1	14	2	2	1	2 1	15
3 Jaden Atkins	12:29	3-4	2-2	2-2	0 2 2	0 1	10	0	0	0	0 0	6
22 Mady Sissoko	04:38	0-0	0-0	1-2	1 0 1	1 1	1	0	0	0	0 0	-4
Team					0 0 0		0	0				
Totals		29:55	6-12	22-28	11 28 39	19 18	86	14	13	4	4 1	12

Technical Fouls: NONE

Wisconsin - 74

Record: 15-3 (6-2)

NO. Name	Min	FG M-A	3P M-A	FT M-A	Rebounds OR DR TOT	Fouls PF FD	TP	AS	TO	ST	Blocks BS BA	+/-
20 Ben Carlson	F 22:48	2-6	1-3	1-1	1 1 2	2 1	6	0	2	1	0 0	-8
22 Steven Crowl	F 30:42	4-8	1-3	0-0	2 2 4	2 6	9	1	1	0	0 0	-6
1 Johnny Davis	G 37:46	8-20	2-4	7-8	2 3 5	3 7	25	4	3	1	1 3	-8
23 Chucky Hepburn	G 31:12	2-6	1-3	0-0	2 2 3	3 2	5	3	2	2	0 1	-8
34 Brad Davison	G 35:50	8-12	6-10	0-0	0 2 2	3 1	22	3	2	1	0 0	-12
33 Chris Vogt	08:19	0-0	0-0	0-0	0 1 1	3 1	0	2	0	0	0 0	-3
14 Carter Gilmore	09:57	0-3	0-1	0-0	1 1 0	1 0	0	0	0	0	0 0	-1
11 Lorne Bowman II	11:50	1-3	0-2	2-2	0 0 0	2 1	4	2	0	0	0 0	-5
0 Jahcobi Neath	10:36	1-3	1-3	0-0	0 0 0	0 0	3	0	0	0	0 0	-7
2 Jordan Davis	01:00	0-0	0-0	0-0	0 0 0	0 0	0	0	0	0	0 0	-2
Team					2 1 3		0	0				
Totals		26-61	12-29	10-11	7 13 20	18 19	74	15	10	5	1 4	-12

Technical Fouls: NONE

	MSU	UW
Biggest lead	17 (1 st 4:16)	8 (1 st 17:43)
Best Scoring Run	9 (1 st 6:28)	8 (1 st 17:43)
Lead Changes	1	
Times Tied	1	
Time with Lead	32:23	06:42

Points from	MSU	UW
Turnovers	9	12
Paint	32	24
Second Chance	12	8
Fast Breaks	21	2
Bench	43	7

Shooting By Period	1 st	2 nd	3 rd	4 th	5 th
1 st FG%	9.33	27.3%			
3PT%	5.16	31.3%			
FT%	3.4	75%			
2 nd FG%	17.28	60.7%			
3PT%	7.13	53.8%			
GMFG%	26.61	42.6%			
3PT%	12.29	41.4%			
FT%	10.11	90.9%			

Dead Ball Rebounds: 1, 2

GAME 19: #11 WISCONSIN 73, NEBRASKA 65

Jan. 27, 2022 • Lincoln, Neb. • Pinnacle Bank Arena



Official Basketball Box Score - Final
Wisconsin at Nebraska
01/27/22 Pinnacle Bank Arena, Lincoln
Nebraska vs. Wisconsin

Game Time: 4:01 PM
Game Duration: 2:01
Attendance: 15,385

Officials: Don Daly, Steve Horacki, Brian McNutt

Wisconsin - 73

Record: 16-3 (7-2)

NO. Name	Min	FG M-A	3P M-A	FT M-A	Rebounds OR DR TOT	Fouls PF FD	TP	AS	TO	ST	Blocks BS BA	+/-
5 Tyler Wahl	F 22:17	1-5	0-0	2-2	1 9 10	3 1	4	1	3	0	0 0	11
22 Steven Crowl	F 23:25	4-10	2-5	2-2	2 0 2	4 1	12	1	1	0	0 0	-2
1 Johnny Davis	G 30:48	5-12	0-1	3-5	1 8 9	2 7	13	2	1	1	0 1	9
23 Chucky Hepburn	G 25:24	5-9	3-5	0-0	1 2 3	3 1	13	2	1	3	0 0	5
34 Brad Davison	G 34:31	6-14	5-8	4-5	0 7 7	3 4	21	4	2	3	0 0	11
20 Ben Carlson	21:56	3-7	0-1	0-0	4 1 5	0 0	6	0	0	0	0 0	4
11 Lorne Bowman II	13:11	1-4	0-1	2-4	0 1 1	1 2	4	0	1	0	0 0	1
33 Chris Vogt	15:11	0-4	0-0	0-0	2 3 5	2 0	0	1	1	0	1 0	13
0 Jahcobi Neath	02:21	0-1	0-0	0-0	0 0 0	0 0	0	0	0	0	0 0	1
2 Jordan Davis	09:08	0-2	0-1	0-0	1 1 2	0 0	0	1	0	0	1 -4	
0 Isaac Lindsey	00:54	0-0	0-0	0-0	0 0 0	0 0	0	0	0	0	0 0	-5
14 Carter Gilmore	00:54	0-0	0-0	0-0	0 0 0	0 0	0	0	0	0	0 0	-4
Team					1 2 3		0					
Totals		25-68	10-22	13-18	13 34 47	18 16 73	12	10	7	2 2	8	

Technical Fouls: NONE

Nebraska - 65

Record: 6-14 (0-9)

NO. Name	Min	FG M-A	3P M-A	FT M-A	Rebounds OR DR TOT	Fouls PF FD	TP	AS	TO	ST	Blocks BS BA	+/-
11 Lat Mayen	F 28:26	3-8	2-4	3-4	0 5 5	2 3	11	1	1	2	1	0 0
13 Derrick Walker	F 30:25	2-6	0-0	0-0	0 5 5	5 2	4	4	2	1	0 0	-4
1 Alonzo Verge Jr.	G 19:42	5-12	0-1	1-1	0 5 5	0 3	11	1	2	0	0 1	-14
2 Trey McGowens	G 28:07	1-3	0-1	2-4	0 3 3	2 4	4	2	0	0 0	0 -3	
5 Bryce McGowens	G 33:39	7-14	3-7	6-6	0 4 4	2 5	23	0	0	0 0	0 1	
0 C.J. Wilcher	19:10	1-6	1-4	0-0	0 2 2	0 0	3	0	1	1	0 0	-10
10 Kobe Webster	24:46	3-5	1-3	2-2	0 3 3	2 1	9	1	2	1	0 0	-1
35 Eduardo Andre	07:06	0-0	0-0	0-0	1 3 4	2 0	0	0	2	0	1 0	-6
30 Keisel Tominaga	08:39	0-1	0-0	0-0	0 1 1	1 0	0	1	1	0 0	1 -3	
Team					1 1 2		0	0				
Totals	22:55	7-20	14-17	2 32	34	16 68	65	10	13	5	2 2	-8

Technical Fouls: NONE

	WIS	NEB
Biggest lead	18 (2 nd 12:14)	5 (1 st 13

GAME 21: #18 ILLINOIS 80, #11 WISCONSIN 67

Feb. 2, 2022 • Champaign, Ill. • State Farm Center



Official Basketball Box Score - Final
Wisconsin at Illinois
02/02/22 State Farm Center, Champaign, Ill.
2021-22 Men's Basketball

Game Time: 8:00 PM
Game Duration: 1:56
Attendance: 14,980

Officials: Kelly Pfeifer, Bo Boroski, Courtney Green

Wisconsin - 67										Record: 17-4 (8-3)										
NO.	Name	Min	FG	3P	FT	Rebounds	Fouls	TP	AS	TO	ST	Blocks	+/-	Shooting By Period						
			M-A	M-A	M-A	OR DR TOT	PF	FD				BS BA		1 st	FG%	15-36	41.7%			
5	Tyler Wahl	F 31:24	7-11	0-3	0-0	0 6 6	3 3	14	1	0	0	0	-12	3PT%	0-9	0.0%	FT%	8-9	88.9%	
22	Steven Crowl	F 26:57	3-8	0-4	0-0	0 0 0	4 1	6	1	1	1	0	-17	2 nd	FG%	11-32	34.4%	3PT%	3-15	20.0%
1	Johnny Davis	G 36:41	5-19	1-5	11-14	6 9 15	1 7	22	2	2	0	0	-13	FT%	4-6	66.7%	GM FG%	26-68	38.2%	
23	Chuckie Hepburn	G 27:38	3-9	1-4	0-0	1 1 2	2 0	7	2	3	1	0	-16	3PT%	3-24	12.5%	FT%	12-15	80.0%	
34	Brad Davison	G 36:19	3-12	0-6	1-1	0 6 3	2 7	0	0	0	0	0	-17	Dead Ball Rebounds: 2, 1						
33	Chris Vogt	G 12:58	1-2	0-0	0-0	2 1 3	4 0	2	1	0	1	0	1							
11	Lorne Bowman II	14:50	3-4	1-1	0-0	1 2 3	0 1	7	1	0	0	1	4							
20	Ben Carlson	08:36	1-3	0-1	0-0	1 1 2	0 0	2	0	0	0	0	1							
0	Jahcobi Neath	03:19	0-0	0-0	0-0	1 0 1	0 0	0	0	0	0	0	0							
2	Jordan Davis	01:13	0-0	0-0	0-0	0 0 0	2 0	0	0	0	0	0	3							
14	Carter Gilmore	00:05	0-0	0-0	0-0	0 0 0	0 0	0	0	0	0	0	3							
Team						0 0 0				0										
Totals			26-68 3-24			12-15	12 26 38	19 14	67	8	6	3	0	-2	Technical Fouls: NONE					

Technical Fouls: NONE

Illinois - 80													Record: 16-5 (9-2)												
NO.	Name	Min	FG	3P	FT	Rebounds	Fouls	TP	AS	TO	ST	Blocks	+/-	Shooting By Period											
			M-A	M-A	M-A	OR DR TOT	PF	FD				BS BA		1st	FG%	3PT%	FT%	2nd	FG%	3PT%	FT%	3rd	FG%	3PT%	
3	Jacob Grandison	F 33:43	5-9	3-6	1-3	3 4 7	2 2	14	4	1	2	1	0	18	1st	FG%	19-34	55.9%	3PT%	4-8	50.0%	FT%	0-1	0%	
21	Koli Cockburn	C 33:03	16-19	0-0	5-8	2 10 12	3 10	37	0	2	0	1	0	19	2nd	FG%	13-28	46.4%	3PT%	3-14	21.4%	FT%	9-17	52.9%	
1	Trent Frazier	G 33:17	3-10	1-5	0-0	1 2 3	3 0	7	7	1	1	0	12	3rd	FG%	32-62	51.6%	3PT%	7-22	31.8%	FT%	9-18	50.0%		
11	Alfonso Plummer	G 35:14	1-7	1-6	3-3	0 3 3	1 1	6	2	0	1	0	0	17	Dead Ball Rebounds: 4, 3										
20	DaMonte Williams	G 34:40	3-5	1-3	0-3	0 8 8	2 4	7	5	0	0	0	13												
4	Omar Payne	06:57	1-3	0-0	0-0	0 0 0	1 0	2	0	0	0	0	-6												
33	Coleman Hawkins	02:05	0-1	0-1	0-0	0 0 0	0 0	0	0	0	0	0	-3												
5	Andre Curbelo	11:29	3-7	1-1	0-0	0 0 0	1 2	7	2	2	1	0	-3												
10	Luke Goode	07:10	0-0	0-0	0-0	1 0 1	1 0	0	1	0	0	0	-5												
15	RJ Melendez	02:22	0-1	0-0	0-0	0 1 1	0 0	0	0	0	0	0	3												
Team						1 0 1				0 1															
Totals			32-62	7-22	9-18	8 28 36	14 19	80	21	7	5	2	0	13											
													Technical Fouls: NONE												

Technical Fouls: NONE

WIS		ILL		Points from Turnovers		WIS		ILL		Period by Period Scoring		1st		2nd		TOT	
Biggest lead		5 (1 st 11:13)		16 (2 nd 0:49)		6		6									
Best Scoring Run		6 (1 st 15:19)		9 (2 nd 17:09)		40		42									
Lead Changes		6		16		14		14									
Times Tied		8		3		3		3									
Time with Lead		06:43		29:00		11		9									

GAME 22: #11 WISCONSIN 51, PENN STATE 49

Feb. 5, 2022 • Madison, Wis. • Kohl Center



Official Basketball Box Score - Final
Penn St. at Wisconsin
02/05/22 Kohl Center, Madison, WI
2021-22 Men's Basketball

Game Time: 5:00 PM
Game Duration: 1:58
Attendance: 17,287

Officials: Lamont Simpson, Rob Kueanman, Brandon Cruz

Penn St. - 49										Record: 9-10 (4-7)									
NO.	Name	Min	FG M-A	3P M-A	FT M-A	Rebounds OR DR TOT	Fouls PF FD	TP	AS	TO	ST	Blocks BS BA	+/-	Shooting By Period					
1	Seth Lundy	F 29:38	2-9	2-7	0-0	1 3 4	3 0	6	0	2	1	1	0	-5	1 st FG%	5-30	16.7%		
21	John Harar	F 20:05	0-2	0-0	2-2	4 5 9	1 3	2	0	0	0	0	0	-9	3PT%	1-12	8.3%		
2	Myles Dread	G 22:56	2-8	0-6	0-0	1 2 3	2 1	4	1	2	3	0	0	4	FT%	2-3	66.7%		
22	Jalen Pickett	G 36:58	2-13	0-4	0-0	0 2 2	2 3	4	3	1	1	2	1	-7	2 nd FG%	13-27	48.1%		
23	Dallion Johnson	G 11:55	2-4	2-3	0-0	4 4	1 0	6	0	0	0	0	1	-2	3PT%	8-18	44.4%		
3	Sam Sessions	24:59	5-8	2-3	2-2	0 0	0 0	2	4	14	2	3	1	0	2	FT%	2-2	100%	
5	Greg Lee	25:43	3-6	2-4	0-0	0 9	2 0	8	1	0	1	0	0	10	GMFG%	18-57	31.6%		
14	Jalanni White	05:14	0-1	0-0	0-0	0 1	1 0	0	0	0	1	0	0	-5	3PT%	9-30	30.0%		
10	Jaheem Cornwall	22:32	2-5	1-3	0-1	0 1	1 0	2	5	0	1	0	0	2	FT%	4-5	80.0%		
														Dead Ball Rebounds: 1, 1					
Team																			
Totals		18-57	9-30	4-5	8 29	37	14 13	49	7	10	7	3	4	-2					
														Technical Fouls: NONE					
Wisconsin - 51																			
Record: 18-4 (9-3)																			

Technical Fouls: NONE

Wisconsin - 51			Record: 18-4 (9-3)																							
NO.	Name	Min	FG	3P	FT	Rebounds	Fouls	TP	AS	TO	ST	Blocks	BA	+/-	Shooting By Period											
			M-A	M-A	M-A	OR	DR	TOT	PF	FD		BS	BA		1st	FG%	3PT%	FT%	2nd	FG%	3PT%	FT%	3rd	FG%	3PT%	FT%
5	Tyler Wahl	F 32:28	6-9	0-1	0-0	0 7 7	1 2	12	0	4	0	1	0	-3	1st	FG%	8-31	25.8%	3PT%	1-10	10.0%	FT%	1-4	25%		
22	Steven Crowl	F 25:28	5-8	2-3	0-0	0 4 4	2 0	13	5	0	1	1	0	9	2nd	FG%	13-25	52.0%	3PT%	5-11	45.5%	FT%	2-2	100%		
1	Johnny Davis	G 35:03	2-15	0-2	0-0	0 9 9	2 3	4	3	1	1	2	3	0	G 35:16	3-10	30.0%	3PT%	1-6	16.7%	FT%	3-4	75%			
23	Chuckley Heppburn	G 25:59	4-7	2-4	0-0	2 2 4	2 4	10	1	1	1	0	0	11	3rd	FG%	21-36	58.3%	3PT%	6-21	28.6%	FT%	3-6	50.0%		
34	Brad Davidson	G 35:16	3-10	1-6	2-2	1 3 4	3 1	9	1	1	1	0	0	2	Dead Ball Rebounds: 2											
3	Chris Vogt	14:23	0-0	0-0	0-0	3 1 4	0 1	2	0	1	1	0	0	-7												
0	Jahcobi Neath	09:18	0-0	0-0	0-0	2 2 2	0 1	0	0	1	1	0	0	-2												
20	Ben Carlson	07:35	0-1	0-0	0-0	1 0 1	0 2	0	0	0	0	0	0	5												
11	Lorne Bowman II	12:06	0-4	0-2	1-4	0 3 3	2 1	2	0	0	0	0	0	-7												
2	Jordan Davis	01:24	0-1	0-0	0-0	0 0 0	0 0	0	0	0	0	0	0	-1												
Team						1	0	1	0	0	0	0	0													
Totals						21-56	6-21	3-6	6	31	37	13	14	51	10	8	3	4	3	2						
															Technical Fouls: NONE											

SPECIAL STATISTICS

Game	Pts off T/O (Wis / Opp)	Pts in Paint (Wis / Opp)	2nd Chance Pts (Wis / Opp)	Fast Break Pts (Wis / Opp)	Bench Pts (Wis / Opp)
11/9/21 - ST. FRANCIS BKN	21 / 19	36 / 26	11 / 4	13 / 1	29 / 21
11/12/21 - GREEN BAY	16 / 4	32 / 12	25 / 9	8 / 4	19 / 26
11/15/21 - PROVIDENCE	16 / 5	22 / 22	6 / 19	4 / 11	6 / 9
11/22/21 - vs. Texas A&M	22 / 14	26 / 16	15 / 5	5 / 13	6 / 24
11/23/21 - vs. Houston	11 / 8	26 / 26	2 / 6	5 / 7	6 / 23
11/24/21 - vs. Saint Mary's	13 / 7	26 / 34	9 / 10	0 / 2	9 / 11
12/1/21 - at Georgia Tech	11 / 5	24 / 24	11 / 10	5 / 10	7 / 11
12/4/21 - MARQUETTE	12 / 13	34 / 34	12 / 5	9 / 8	9 / 40
12/8/21 - INDIANA	15 / 7	22 / 30	11 / 16	6 / 14	17 / 12
12/11/21 - at Ohio State	11 / 9	24 / 32	2 / 11	8 / 14	10 / 20
12/15/21 - NICHOLLS	11 / 9	32 / 40	13 / 2	2 / 4	17 / 18
12/29/21 - ILLINOIS STATE	13 / 9	36 / 30	13 / 9	13 / 13	10 / 6
1/3/22 - at Purdue	12 / 10	28 / 28	12 / 12	6 / 6	7 / 29
1/6/22 - IOWA	13 / 8	40 / 38	18 / 14	5 / 9	4 / 21
1/9/22 - at Maryland	18 / 5	32 / 24	8 / 3	9 / 10	7 / 12
1/13/22 - OHIO STATE	16 / 8	32 / 46	14 / 13	5 / 0	10 / 14
1/18/22 - at Northwestern	8 / 6	32 / 36	11 / 12	5 / 0	4 / 22
1/21/22 - MICHIGAN STATE	12 / 9	24 / 32	8 / 12	2 / 21	7 / 43
1/27/22 - at Nebraska	14 / 14	30 / 26	7 / 3	14 / 9	10 / 12
1/30/22 - MINNESOTA	13 / 4	30 / 22	9 / 4	5 / 5	5 / 6
2/2/22 - at Illinois	6 / 6	40 / 42	16 / 14	3 / 3	11 / 9
2/5/22 - PENN STATE	4 / 8	22 / 14	5 / 4	2 / 0	3 / 27
2/8/22 - at Michigan State	4 / 7	28 / 28	11 / 6	9 / 8	9 / 23
2/12/22 - RUTGERS	12 / 13	36 / 24	5 / 10	2 / 10	3 / 4
RUNNING TOTAL	214 / 207	714 / 686	251 / 213	145 / 182	219 / 434
PER GAME AVERAGE	8.9 / 8.6	29.8 / 28.6	10.5 / 8.9	6.0 / 7.6	9.1 / 18.1

TEAM SUPERLATIVES

WISCONSIN

HIGH

LOW

• Points	89	2x; MR ILLINOIS ST (12/29/21)	55	at Ohio State (12/11/21)
• First-Half Points	46	ILLINOIS ST (12/29/21)	18	PENN STATE (2/5/22)
• Second-Half Points	55	MARQUETTE (12/4/21)	25	vs. Houston (11/23/21)
• Field Goals Made	33	IOWA (1/6/22)	20	PROVIDENCE (11/15/21)
• Field Goal Attempts	68	2x; MR at Illinois (2/2/22)	49	vs. Houston (11/23/21)
• Field Goal Percentage	.519 (28-54)	at Northwestern (1/18/22)	.328 (20-61)	PROVIDENCE (11/15/21)
• 3-Point Field Goals Made	12	MICHIGAN STATE (1/21/22)	3	2x; MR at Illinois (2/2/22)
• 3-Point Field Goal Attempts	29	MICHIGAN STATE (1/21/22)	12	vs. Saint Mary's (11/24/21)
• 3-Point Field Goal Pct. (min. 10 att.)	.529 (9-17)	at Northwestern (1/18/22)	.125 (3-24)	at Illinois (2/2/22)
• Free Throws Made	25	ILLINOIS ST (12/29/21)	3	PENN STATE (2/5/22)
• Free Throw Attempts	32	ILLINOIS ST (12/29/21)	6	PENN STATE (2/5/22)
• Free Throw Pct. (min. 12 att.)	.905 (19-21)	GREEN BAY (11/12/21)	.529 (9-17)	RUTGERS (2/12/22)
• Offensive Rebounds	18	GREEN BAY (11/12/21)	2	vs. Houston (11/23/21)
• Defensive Rebounds	34	at Nebraska (1/27/22)	13	MICHIGAN STATE (1/21/22)
• Total Rebounds	50	GREEN BAY (11/12/21)	20	MICHIGAN STATE (1/21/22)
• Fouls	22	at Purdue (1/3/22)	10	ST. FRANCIS BROOKLYN (11/9/21)
• Assists	17	at Northwestern (1/18/22)	4	vs. Saint Mary's (11/24/21)
• Turnovers	12	ST. FRANCIS BROOKLYN (11/9/21)	4	INDIANA (12/8/21)
• Steals	10	GREEN BAY (11/12/21)	3	4x; MR PENN STATE (2/5/22)
• Blocked Shots	6	2x; MR INDIANA (12/8/21)	0	4x; MR RUTGERS (2/12/22)

OPPONENT

HIGH

LOW

• Points	86	MICHIGAN STATE (1/21/22)	34	GREEN BAY (11/12/21)
• First-Half Points	42	3x; MR at Illinois (2/2/22)	13	PENN STATE (2/5/22)
• Second-Half Points	49	ILLINOIS ST (12/29/21)	17	INDIANA (12/8/21)
• Field Goals Made	33	at Northwestern (1/18/22)	12	GREEN BAY (11/12/21)
• Field Goal Attempts	71	at Northwestern (1/18/22)	49	2x; MR RUTGERS (2/12/22)
• Field Goal Percentage	.527 (29-55)	MICHIGAN STATE (1/21/22)	.235 (12-51)	GREEN BAY (11/12/21)
• 3-Point Field Goals Made	10	vs. Texas A&M (11/22/21)	3	3x; MR at Michigan St (2/8/22)
• 3-Point Field Goal Attempts	30	PENN STATE (2/5/22)	12	2x; MR RUTGERS (2/12/22)
• 3-Point Field Goal Pct. (min. 10 att.)	.583 (7-12)	RUTGERS (2/12/22)	.158 (3-19)	OHIO STATE (1/13/22)
• Free Throws Made	22	MICHIGAN STATE (1/21/22)	3	3x; MR at Northwestern (1/18/22)
• Free Throw Attempts	28	MICHIGAN STATE (1/21/22)	4	ST. FRANCIS BROOKLYN (11/9/21)
• Free Throw Pct. (min. 10 att.)	.889 (16-18)	RUTGERS (2/12/22)	.462 (6-13)	INDIANA (12/8/21)
• Offensive Rebounds	14	INDIANA (12/8/21)	2	at Nebraska (1/27/22)
• Defensive Rebounds	41	at Ohio State (12/11/21)	20	IOWA (1/6/22)
• Total Rebounds	49	at Ohio State (12/11/21)	26	IOWA (1/6/22)
• Fouls	28	ILLINOIS ST (12/29/21)	14	3x; MR PENN STATE (2/5/22)
• Assists	21	at Illinois (2/2/22)	4	MINNESOTA (1/30/22)
• Turnovers	16	2x; MR vs. Saint Mary's (11/24/21)	7	at Illinois (2/2/22)
• Steals	10	RUTGERS (2/12/22)	2	3x; MR OHIO STATE (1/13/22)
• Blocked Shots	7	IOWA (1/6/22)	0	at Purdue (1/3/22)

MISCELLANEOUS

HIGH

SECOND-HIGHEST

• UW's Largest Deficit Overcome in Win	22 (42-20, 1:17 1H) INDIANA (12/8/21)	16 (10-26, 12:04 1H) vs. Texas A&M (11/22/21)
• UW's Largest Deficit Overcome in Win (2nd Half/OT)	17 (42-25, 19:43 2H) INDIANA (12/8/21)	12 (42-30, 18:40 2H) NICHOLLS (12/15/21)
• UW's Largest Lead Surrendered in Loss	8 (2x); MR (17:43 1H) MICHIGAN STATE (1/21/22)	6 (18-12, 9:11 1H) PROVIDENCE (11/15/21)
• UW's Largest Lead Surrendered in Loss (2nd Half/OT)	3 (50-47, 14:38 2H) RUTGERS (2/12/22)	--
• UW's Largest Halftime Lead	24 GREEN BAY (11/12/21)	21 ST. FRANCIS BROOKLYN (11/9/21)
• UW's Largest Halftime Deficit	17 INDIANA (12/8/21)	11 PROVIDENCE (11/15/21)
• UW's Largest Lead	45 (69-24, 5:07 2H) GREEN BAY (11/12/21)	32 (65-33, 8:33 2H) ST. FRANCIS BROOKLYN (11/9/21)
• UW's Largest Deficit	22 (42-20, 1:17 1H) INDIANA (12/8/21)	17 (83-21, 4:16 1H) MICHIGAN STATE (1/21/22)

INDIVIDUAL SUPERLATIVES

WISCONSIN

HIGH

SECOND-HIGHEST

• Points	37	Johnny Davis (at Purdue - 1/3/22)	30	Johnny Davis (Houston - 11/23/21)
• First-Half Points	19	Johnny Davis (IOWA - 1/6/22)	18	Johnny Davis (Houston - 11/23/21)
• Second-Half Points	27	Johnny Davis (at Purdue - 1/3/22)	18	Johnny Davis (at Michigan St - 2/8/22)
• Field Goals Made	13	Johnny Davis (at Purdue - 1/3/22)	11	Johnny Davis (at Ohio State - 12/11/21)
• Field Goal Attempts	24	Johnny Davis (at Purdue - 1/3/22)	23	Johnny Davis (ILLINOIS ST - 12/29/21)
• Field Goal Percentage (min. 7 made)	.875 (7-8)	Steven Crowl (ILLINOIS ST - 12/29/21)	.800 (8-10)	Brad Davison (OHIO STATE - 1/13/22)
• 3-Point Field Goals Made	6	Brad Davison (MICHIGAN ST - 1/21/22)	5	2x; MR Davison (at Nebraska - 1/27/22)
• 3-Point Field Goal Attempts	11	2x; MR Davison (Texas A&M - 11/22/21)	10	Brad Davison (MICHIGAN ST - 1/21/22)
• 3-Point Field Goal Pct. (min. 3 made)	.800 (4-5)	Johnny Davis (at N'western - 1/18/22)	.750 (3-4)	Lorne Bowman II (SF BROOKLYN - 11/9/21)
• Free Throws Made	11	Johnny Davis (at Illinois - 2/2/22)	9	Johnny Davis (at Purdue - 1/3/22)
• Free Throw Attempts	14	Johnny Davis (at Illinois - 2/2/22)	12	2x; MR Davis (at Purdue - 1/3/22)
• Free Throw Pct. (min. 5 made)	1.000 (6-6)	3x; MR Wahl (Saint Mary's - 11/24/21)	1.000 (5-5)	3x; MR Wahl (at Maryland - 1/9/22)
• Offensive Rebounds	8	Steven Crowl (ILLINOIS ST - 12/29/21)	6	Johnny Davis (at Illinois - 2/2/22)
• Defensive Rebounds	13	Johnny Davis (at Purdue - 1/3/22)	12	Johnny Davis (MINNESOTA - 1/30/22)
• Total Rebounds	15	2x; MR Davis (at Illinois - 2/2/22)	14	Johnny Davis (at Purdue - 1/3/22)
• Fouls	5	4x; MR 3 Badgers (at Purdue - 1/3/22)	4	23x; MR 2 Badgers (RUTGERS - 2/12/22)
• Assists	6	2x; MR Wahl (OHIO STATE - 1/13/22)	5	4x; MR Crowl (PENN ST - 2/5/22)
• Turnovers	4	5x; MR Davis (RUTGERS - 2/12/22)	3	13x; MR Hepburn (at Illinois - 2/2/22)
• Steals	4	2x; MR Davis (Houston - 11/23/21)	3	9x; MR 2 Players (at Nebraska - 1/27/22)
• Blocked Shots	4	Tyler Wahl (Saint Mary's - 11/24/21)	3	3x; MR Vogt (at Maryland - 1/9/22)

OPPONENT

HIGH

SECOND-HIGHEST

• Points	37	Kofi Cockburn (at Illinois - 2/2/22)	33	Michael Devoe (at Georgia Tech - 12/1/21)
• First-Half Points	20	Kofi Cockburn (at Illinois - 2/2/22)	17	Michael Devoe (at Georgia Tech - 12/1/21)
• Second-Half Points	19	2x; MR Ayala (at Maryland - 1/9/22)	17	2x; MR Cockburn (at Illinois - 2/2/22)
• Field Goals Made	16	Kofi Cockburn (at Illinois - 2/2/22)	11	3x; MR Liddell (at Ohio State - 12/11/21)
• Field Goal Attempts	25	Ty Gordon (NICHOLLS - 12/15/21)	20	Michael Devoe (at Georgia Tech - 12/1/21)
• Field Goal Percentage (min. 5 made)	.842 (16-19)	Kofi Cockburn (at Illinois - 2/2/22)	.733 (11-15)	Nate Watson (PROVIDENCE - 11/15/21)
• 3-Point Field Goals Made	6	Kyler Edwards (Houston - 11/23/21)	5	2x; MR Strong (ILLINOIS ST - 12/29/21)
• 3-Point Field Goal Attempts	11	Ty Gordon (NICHOLLS - 12/15/21)	10	Michael Devoe (at Georgia Tech - 12/1/21)
• 3-Point Field Goal Pct. (min. 3 made)	.750 (6-8)	Kyler Edwards (Houston - 11/23/21)	.750 (3-4)	Chase Audige (at N'western - 1/18/22)
• Free Throws Made	8	2x; MR Hoggard (MICHIGAN ST - 1/21/22)	6	4x; MR Harper Jr. (RUTGERS - 2/12/22)
• Free Throw Attempts	11	Sy Chatman (ILLINOIS ST - 12/29/21)	10	A.J. Hoggard (MICHIGAN ST - 1/21/22)
• Free Throw Pct. (min. 8 made)	.800 (8-10)	A.J. Hoggard (MICHIGAN ST - 1/21/22)	.727 (8-11)	Sy Chatman (ILLINOIS ST - 12/29/21)
• Offensive Rebounds	5	2x; MR Edey (at Purdue - 1/3/22)	4	5x; MR Harrar (PENN ST - 2/5/22)
• Defensive Rebounds	13	Kyle Young (at Ohio State - 12/11/21)	10	4x; MR Cockburn (at Illinois - 2/2/22)
• Total Rebounds	15	Manny Littles (NICHOLLS - 12/15/21)	14	Kyle Young (at Ohio State - 12/11/21)
• Fouls	5	11x; MR Walker (at Nebraska - 1/27/22)	4	26x; MR 2 Players (RUTGERS - 2/12/22)
• Assists	8	2x; MR Hoggard (MICHIGAN ST - 1/21/22)	7	4x; MR Hoggard (at Michigan St - 2/8/22)
• Turnovers	6	Justin Lewis (MARQUETTE - 12/4/21)	5	3x; MR Littles (NICHOLLS - 12/15/21)
• Steals	6	Caleb McConnell (RUTGERS - 2/12/22)	3	6x; MR Bingham Jr. (at Michigan St - 2/8/22)
• Blocked Shots	3	3x; MR Keegan Murray (IOWA - 1/6/22)	2	17x; MR Omoruyi (RUTGERS - 2/12/22)

THE LAST TIME WISCONSIN...

Wisconsin Team

UW ranked No. 1 in AP Top 25: Feb. 21, 2007
UW ranked in AP Top 25: No. 14 (2/7/22)
UW ranked in USA Today Coaches Poll: No. 12 (2/7/22)
Played AP No. 1-ranked opponent: Win vs. Villanova, 65-62 (3/18/17)
Defeated AP No. 1-ranked opponent: Villanova, 65-62 (3/18/17)
Played AP No. 2-ranked opponent: Win vs. Michigan, 64-54 (1/19/19)
Defeated opponent ranked 3-10 by AP: Win at No. 3 Purdue, 74-69 (1/3/22)
Defeated opponent ranked 11-25 by AP: Win at No. 17 Michigan State, 70-62 (2/8/22)
Defeated AP Top 25 opponent on the road: Win at No. 17 Michigan State, 70-62 (2/8/22)

Scoring

Scored 20 or more points: Tyler Wahl (23) vs. Rutgers (2/12/22)
Scored 30 or more points: 37, Johnny Davis at #3 Purdue (1/3/22)
Scored 40 or more points: 43, Frank Kaminsky vs. North Dakota (11/19/13)
Two or more Badgers scored 30 points, same game: Joe Franklin (31) and Chuck Nagle (30) vs. Purdue (3/2/68) — only other time this happened in school history was Jack Brens (31) and Ken Siebel (31) vs. Utah (12/28/62)
Two or more Badgers scored 20 points, same game: Johnny Davis (25) and Brad Davison (22) vs. #14 Michigan St (1/21/22)
Three or more Badgers scored 20 points, same game: Jon Leuer (24), Josh Gasser (21), Jordan Taylor (20), vs. PVAMU (11/14/10)
Scored 20 points in one half: Johnny Davis (27 in 2nd Half) at #3 Purdue (1/3/22)
Scored 20 points/two straight games: Brad Davison (21 at Nebraska, 1/27/22; 22 vs. #14 Michigan State, 1/21/22)
Scored 20 points/three straight games: Johnny Davis (26 vs. Iowa, 1/6/22; 37 at #3 Purdue, 1/3/22; 20 vs. Illinois State, 12/29/21)
Scored 20 points/four straight games: Johnny Davis (26 vs. Iowa, 1/6/22; 37 at #3 Purdue, 1/3/22; 20 vs. Illinois State, 12/29/21; 24 at #21 Ohio State, 12/11/21)
Scored 20 points/five straight games: Johnny Davis (26 vs. Iowa, 1/6/22; 37 at #3 Purdue, 1/3/22; 20 vs. Illinois State, 12/29/21; 24 at #21 Ohio State, 12/11/21; 23 vs. Indiana, 12/8/21)
Scored 30 points/two straight games: Michael Finley (30 at Michigan, 1/29/94; 32 vs. Michigan State, 2/2/94)
No Badger scored in double figures: vs. Marquette (12/8/12)
One Badger scored in double figures: 23, Johnny Davis vs. Indiana (12/8/21)
Four players scored in double figures: Johnny Davis (16), Tyler Wahl (15), Brad Davison (14), Steven Crowl (11) vs. Minnesota (1/30/22)
Five players scored in double figures: Johnny Davis (27), Chucky Hepburn (14), Tyler Wahl (14), Brad Davison (13), Steven Crowl (10) at Northwestern (1/18/22)
Six players scored in double figures: Reuvers (19), Davison (15), Ford (12), King (12), Trice (11) and Pritzl (10) vs. Green Bay (11/21/19)
UW Scored 70 or more points: 70, at #17 Michigan State (2/8/22)
UW Scored 80 or more points: 82, at Northwestern (1/18/22)
UW Scored 90 or more points: 92, vs. Arkansas-Pine Bluff (11/27/20)
UW Scored 100 or more points: 101, vs. Savannah State (12/13/18)

Field Goal Shooting

Shot 90 percent or better (min. 10 att.): .900 (9-10), Carlton McGee vs. Michigan (2/26/92)
UW shot 50 percent or better: .519, at Northwestern (1/18/22)
UW shot 60 percent or better: .603, vs. Houston Baptist (11/17/18)
UW shot 70 percent or better: .744, vs. Army (12/30/79)
UW made 30 or more field goals: 33, vs. Iowa (1/6/22)
UW made 40 or more field goals: 42, vs. Iowa (3/9/94)
UW made 50 or more field goals: Has not happened
UW attempted 60 or more field goals: 68, at #18 Illinois (2/2/22)
UW attempted 70 or more field goals: 70, vs. Iowa (2/18/21)
UW attempted 80 or more field goals: 83, vs. Northwestern (1/28/95)
UW attempted 100 or more field goals: 102, vs. South Dakota (12/9/72)

3-Point Field Goal Shooting

Made 5 or more 3-point field goals: Brad Davison (5-8 3FG) at Nebraska (1/27/22)
UW shot 40 percent or better (min. 8 att.): .455 (10-22), at Nebraska (1/27/22)
UW shot 50 percent or better (min. 8 att.): .529 (9-17) at Northwestern (1/18/22)
UW shot 60 percent or better (min. 8 att.): .640 (16-25), vs. Louisville (12/19/20)
UW shot 70 percent or better (min. 8 att.): .727, at Indiana (2/25/10)
UW shot 80 percent or better (min. 8 att.): .889, vs. North Dakota St. (12/10/86)
UW shot 90 percent or better (min. 8 att.): .900, at Illinois (1/25/97)
UW made 10 or more 3-point field goals: 10, at Nebraska (1/27/22)
UW made 15 or more 3-point field goals: 16, vs. Louisville (12/19/20)
UW attempted 30 or more 3-point field goals: 31, vs. Illinois (2/27/21)
UW attempted 40 or more 3-point field goals: 40, vs. Temple (12/3/01)

Double-Double / Triple-Double

Had a triple-double: Ethan Happ (13 pts, 12 reb, 11 ast) vs. Northwestern (1/26/19)
Had a double-double (Pts/Reb): Johnny Davis (22 pts, 15 reb) at #18 Illinois (2/2/22)
Had a double-double (Pts/Ast): Ethan Happ (10 p, 11 r, 12a) vs. Coppin St. (11/6/18)
Had a double-double (Ast/Reb): Ethan Happ (10p, 11r, 12a) vs. Coppin St. (11/6/18)
Had a double-double in consecutive games: Johnny Davis (1/30/21 and 2/2/22)
Two with double-double: Potter (24 p, 13 r) & Davison (11 p, 13 r) at Penn State (1/11/20)

Free Throw Shooting

Perfect at the FT line (min. 10 att.): 10-10, Brad Davison vs. Illinois (1/19/18)
UW shot 80 percent or better (min. 12 att.): .800 (12-15), vs. Minnesota (1/30/22)
UW shot 90 percent or better (min. 12 att.): .900 (19-21), vs. Green Bay (11/12/21)
UW shot 100 percent (min. 12 att.): 15-15, vs. Nebraska (12/22/20)
UW made 20 or more free throws: 25, vs. Illinois State (12/29/21)
UW made 30 or more free throws: 30, vs. Minnesota (2/13/14)
UW made 40 or more free throws: 40, vs. Minnesota (1/12/53)
UW attempted 30 or more free throws: 32, vs. Illinois State (12/29/21)
UW attempted 40 or more free throws: 42, at Illinois (2/3/13)
UW attempted 50 or more free throws: 50, at Indiana (2/12/62)
UW attempted 60 or more free throws: 61, at Michigan (2/21/53)

Rebounds

Had 10+ rebounds: 15, Johnny Davis at #18 Illinois (2/2/22)
Had 15+ rebounds: 15, Johnny Davis vs. Minnesota (1/30/22)
Had 20+ rebounds: 25, Joe Chrmelich vs. St. Mary's (12/2/76)
Had 30+ rebounds: 30, Paul Morrow vs. Purdue (1/3/53)
Had 10+ reb. in consecutive games: Johnny Davis, Two Straight (1/30/21, 2/2/22)
UW had 40+ rebounds: 47, at Nebraska (1/27/22)
UW had 50+ rebounds: 50, vs. Green Bay (11/12/21)

Assists

Had 10 or more assists: 11, Ethan Happ vs. Northwestern (1/26/19)
Had 15 or more assists: Has not happened
UW had 20 or more assists: 22, vs. Louisville (12/19/20)
UW had 30 or more assists: 30, vs. Iowa (3/9/94)

Blocked Shots

Had 5 or more blocked shots: 9 Nate Reuvers vs. Eastern Illinois (11/8/19)
Had 10 or more blocked shots: Has not happened
UW had 10 or more blocked shots: 10 vs. Eastern Illinois (11/25/20)
UW had 15 or more blocked shots: Has not happened

Steals

Had 5 or more steals: 5, Ethan Happ vs. Maryland (2/19/17)
Had 10 or more steals: 10, Mike Kelley vs. Texas (12/7/99)
UW had 10 or more steals: 10, vs. Green Bay (11/12/21)
UW had 15 or more steals: 16, (2x) MR vs. California (12/2/12)

Turnovers

UW had 1 or fewer turnovers: 1, vs. Iowa (1/20/15)
UW had 5 or fewer turnovers: 4, vs. Indiana (12/8/21)
UW had 0 turnovers in a half: 0 in 1H, vs. Arkansas-Pine Bluff (11/27/20)
Opponent committed 15 or more turnovers: 16, vs. Saint Mary's (11/24/21)
Opponent committed 20 or more turnovers: 20, vs. Illinois (2/27/21)

Overtime

Won a game in overtime: 2OT vs. Indiana (80-73), 1/7/21
Lost a game in overtime: vs. Saint Mary's (65-63), 11/5/19
Played a 2-overtime game: win vs. Indiana (80-73), 1/7/21
Played a 3-overtime game: loss vs. Indiana (85-86), 2/16/87
Played in consecutive OT games: (3) vs. Iowa (2/6/13), vs. Mich. (2/9/13), at Minn. (2/14/13)

Miscellaneous

Hit a buzzer beater: vs. Xavier, 3/20/16 (Bronson Koenig hits 3PT in corner, UW 66-63)
Won after trailing by at least 10 pts in second half: 17 vs. Indiana, 12/8/21 (down 42-25, 19:43 remaining - won 64-59)
Won after trailing by at least 15 pts in second half: 17 vs. Indiana, 12/8/21 (down 42-25, 19:43 remaining - won 64-59)
UW scored 10 straight points or more: 13-0 (6:34 1H) vs. Penn State (2/5/22)
UW scored 15 straight points or more: 16-0 (16:14 - 10:57 2H) vs. Nicholls (12/15/21)
UW held opp. scoreless 5:00 or longer: 10:24 (17:26 - 7:02 1H) vs. Penn State (2/5/22)
UW held opp. scoreless for 8:00 or longer: 10:24 (17:26 - 7:02 1H) vs. Penn State (2/5/22)

BASKETBALL COMMUNICATIONS**GENERAL INFORMATION**

- Address: 1440 Monroe Street, Madison, WI 53711
- Website: UWBadgers.com
- Press Box Phone: (608) 262-7766

**BRANDON HARRISON
PRIMARY CONTACT**

- Phone: (608) 279-8653
- Email: bah@athletics.wisc.edu
- Twitter: @BrandonHarrison

**PATRICK HERB
DIRECTOR OF BRAND STRATEGY**

- Phone: (608) 957-2085
- Email: pah@athletics.wisc.edu
- Twitter: @PatrickHerb

**MEDIA RESOURCES****CREDENTIAL APPLICATIONS**

- www.sportssystem.com/Wisconsin

BIG TEN MEDIA EMAIL LIST

- office.bigten.org/media

WISCONSIN BASKETBALL RECORD BOOK

- go.wisc.edu/MBBRecordBook

WIRELESS INTERNET ACCESS (KOHL CENTER)

- BadgerWiFi (connect and register with email address)

LIVE STATS - STATBROADCAST (KOHL CENTER)

- Wisconsin.StatBroadcast.com (password: buckybadger)

OFFICIAL SOCIAL MEDIA CHANNELS

- Twitter: @BadgerMBB
- Instagram: @badgermbb
- Facebook: /WisconsinMensBasketball
- YouTube: /WisconsinBadgers

RADIO

Radio Station: WIBA (1310 AM)

Play-by-Play Announcer: Matt Lepay

Address: P.O. Box 99
Madison, WI 53701
Phone: 608-274-5450

Color Analyst: Mike Lucas

Address: 1440 Monroe St.
Madison, WI 53711
Phone: 608-252-6474

Credentials: 2021-22 men's basketball credentials must be requested online: www.sportssystem.com/Wisconsin

Contact Brandon Harrison with questions (608-279-8653). Approved credentials will be either mailed or made available at the Brand Communications Office or with the parking attendant (white vehicle) at the entrance to Lot 46 on Frances Street, one block north of the Kohl Center




0 JAHCOBI NEATH
G, Jr., 6-4, 196
Toronto, Ontario




1 JOHNNY DAVIS
G, So., 6-5, 194
La Crosse, Wis.



2 JORDAN DAVIS
G, So., 6-4, 198
La Crosse, Wis.



4 CARTER HIGGINBOTTOM
G, Jr., 6-0, 193
Chicago, Ill.




5 TYLER WAHL
F, Jr., 6-9, 221
Lakeville, Minn.



10 ISAAC LINDSEY
G, So., 6-4, 184
Mineral Point, Wis.




11 LORNE BOWMAN
G, Fr., 6-2, 210
Detroit, Mich.



13 JUSTIN TAPHORN
G, So., 6-5, 208
Pekin, Ill.




14 CARTER GILMORE
F, So., 6-7, 224
Hartland, Wis.



20 BEN CARLSON
F, So., 6-9, 226
Woodbury, Minn.




21 CHRIS HODGES
F, Fr., 6-9, 239
Schaumburg, Ill.




22 STEVEN CROWL
F, So., 7-0, 234
Eagan, Minn.




23 CHUCKY HEPBURN
G, Fr., 6-2, 211
Omaha, Neb.



32 MATTHEW MORS
F, Fr., 6-7, 241
Yankton, S.D.



33 CHRIS VOGT
C, Sr., 7-0, 257
Mayfield, Ky.



34 BRAD DAVISON
G, Sr., 6-4, 200
Maple Grove, Minn.



35 MARKUS ILVER
F, Fr., 6-8, 219
Tallinn, Estonia



GREG GARD
Head Coach
7th season at UW



JOE KRABBHOF
Assistant Coach
6th season at UW



DEAN OLIVER
Assistant Coach
5th season at UW



SHARIF CHAMBLISS
Assistant Coach
1st season at UW



MARC VANDEWETTERING
Dir. Basketball Operations
9th season at UW



KYLE BLACKBURN
Dir. Recruiting & Scouting
6th season at UW



JIM SNIDER
Strength & Conditioning
11th season at UW



AJ VAN HANDEL
Video Coordinator
11th season at UW

WISCONSIN BADGERS	POS	HT	WT	YR/ELIG	HOMETOWN (HS/LAST SCHOOL)	PRONUNCIATION
0 Jahcobi Neath	G	6-4	196	Jr./Jr.	Toronto, Ontario (Wake Forest)	Juh-KOBE KNEE-th
1 Johnny Davis	G	6-5	194	So./So.	La Crosse, Wis. (Central)	
2 Jordan Davis	G	6-4	198	So./So.	La Crosse, Wis. (Central)	
4 Carter Higginbottom	G	6-0	193	Sr./Jr.	Chicago, Ill. (St. Ignatius)	
5 Tyler Wahl	F	6-9	221	Jr./Jr.	Lakeville, Minn. (North)	WALL
10 Isaac Lindsey	G	6-4	184	So./So.	Mineral Point, Wis. (Mineral Point)	LIN-zee
11 Lorne Bowman II	G	6-2	210	So./Fr.	Detroit, Mich. (St. Mary's)	BOW (n arrow)-men
13 Justin Taphorn	G	6-5	208	So./So.	Pekin, Ill. (Pekin)	
14 Carter Gilmore	F	6-7	224	So./So.	Hartland, Wis. (Arrowhead)	
20 Ben Carlson	F	6-9	226	So./So.	Woodbury, Minn. (East Ridge)	
21 Chris Hodges	F	6-9	239	Fr./Fr.	Schaumburg, Ill. (Schaumburg)	
22 Steven Crowl	F	7-0	234	So./So.	Eagan, Minn. (Eastview)	(rhymes with growl)
23 Chucky Hepburn	G	6-2	211	Fr./Fr.	Omaha, Neb. (Bellevue West)	
32 Matthew Mors	F	6-7	241	Fr./Fr.	Yankton, S.D. (Yankton)	MORE-s
33 Chris Vogt	C	7-0	257	Gr./5th	Mayfield, Ky. (Cincinnati)	VOTE
34 Brad Davison	G	6-4	200	Gr./5th	Maple Grove, Minn. (Maple Grove)	DAVIS-on
35 Markus Ilver	F	6-8	219	Fr./Fr.	Tallinn, Estonia (Western Reserve Acad.)	ILL-ver