

2021-22 RUTGERS MEN'S BASKETBALL



1975, 1976, 1979, 1983, 1989, 1991, 2021



2021-22 SCHEDULE/RESULTS

Overall Record: 14-9; Big Ten Record: 8-5*

Home: 12-2; Away: 3-7; Neutral: 0-0

NOVEMBER

Wed. 10	Lehigh (B1G+)	W, 73-70 (OT)
Sat. 13	Merrimack (B1G+)	W, 48-35
Tues. 16	NJIT (B1G+)	W, 75-61
Thurs. 18	at DePaul (FS1)	L, 73-70
Mon. 22	Lafayette (B1G+)	L, 53-51
Sat. 27	at UMass (Peacock)	L, 85-83
Tues. 30	Clemson (ESPN2)	W, 74-64

DECEMBER

Fri. 3	at Illinois* (ESPN2)	L, 86-51
Tues. 9	No. 1 Purdue* (Big Ten Network)	W, 70-68
Sun. 12	at No. 23/25 Seton Hall (FS1)	L, 77-63
Thurs. 30	Maine (Big Ten Network)	W, 80-64

JANUARY

Sat. 1	CCSU (Big Ten Network)	W, 79-48
Tues. 4	Michigan* (Big Ten Network)	W, 75-67
Sat. 8	Nebraska* (Big Ten Network)	W, 93-65
Tues. 11	at Penn State* (Big Ten Network)	L, 66-49
Sat. 15	at Maryland* (Big Ten Network)	W, 70-59
Wed. 19	Iowa* (Big Ten Network)	W, 48-46
Sat. 22	at Minnesota* (Big Ten Network)	L, 68-65
Tues. 25	Maryland* (Big Ten Network)	L, 68-60
Sat. 29	at Nebraska* (Big Ten Network)	W, 63-61

FEBRUARY

Tues. 1	at Northwestern* (Big Ten Network)	L, 79-78
Sat. 5	No. 13 Michigan State* (FS1)	W, 84-63
Wed. 9	No. 16 Ohio State* (BTN)	W, 66-64
Sat. 12	at No. 14 Wisconsin* (FS1)	2 p.m.
Wed. 16	No. 13 Illinois* (Big Ten Network)	7 p.m.
Sun. 20	at No. 3 Purdue* (FS1)	5:30 p.m.
Sat. 26	No. 14 Wisconsin* (Big Ten Network)	6 p.m.

MARCH

Wed. 2	at Indiana* (Big Ten Network)	7 p.m.
Sun. 6	Penn State* (Big Ten Network)	12 p.m.

Big Ten Tournament (Indianapolis, Ind.)

Wed. 9-Sun. 14	TBD
----------------	-----

*Denotes Big Ten Games

All Times are Eastern and subject to change

RUTGERS ATHLETIC COMMUNICATIONS

Chris Corso, Assistant AD/Communications

C: 631-241-0112

email: ccorso@scarletknights.com

Twitter: @CACorso

RUTGERS

SCARLET KNIGHTS

14-9; 8-5 Big Ten	Record	19-4, 10-3 Big Ten
NR	Rankings	14/14
W, 66-64 over No. 16 Ohio State	Last result	W, 70-62 at No. 17 Michigan State
Steve Pikiell	Head coach	Greg Gard
286-242 (.541)/17	Overall/Seasons	138-74 (.650) / 6
94-86 (.520)/6	At School/Seasons	138-74 (.650) / 6

BACK ON THE ROAD

The Rutgers men's basketball team (14-9, 8-5 Big Ten) heads to Madison this weekend to take on the No. 14 Wisconsin Badgers for a 2 p.m. (ET) tipoff on Saturday. No. 14 Wisconsin represents the third straight game against a ranked foe in a stretch of six straight games against ranked teams, all of them ranked No. 16 or better in the nation.

SUCCESS AGAINST RANKED TEAMS

The last week saw RU defeat No. 13 Michigan State (84-63) and No. 16 Ohio State (66-64) in succession. The wins represented the first time that RU defeated ranked teams in back-to-back games since 2008 (No. 18 Villanova on Jan. 23 and No. 13 Pittsburgh on Jan. 26).

Rutgers head coach Steve Pikiell had now defeated 11 ranked foes as the head coach of the Scarlet Knights. He moved past Tom Young for the most ranked wins for a coach in Rutgers program history. Pikiell has claimed wins over No. 1 Purdue, No. 9 Maryland, No. 13 Michigan State, No. 13 Illinois, No. 15 Seton Hall, No. 16 Ohio State, No. 16 Ohio State, No. 20 Penn State, No. 22 Iowa and No. 22 Seton Hall.

This season, RU is 3-0 against ranked Big Ten teams (No. 1 Purdue, No. 13 MSU, No. 16 OSU), with the lone ranked loss coming to No. 23 Seton Hall. The Wisconsin game is their first road game against a Big Ten ranked foe this season.

LAST TIME OUT

On Wednesday, the Scarlet Knights overcame an eight-point deficit with 3:48 to play and

WISCONSIN

BADGERS

GAMEDAY CENTRAL:

DATE:	February 12 2022
VENUE:	Kohl Center
TIP-OFF:	2:00 p.m. (ET)
TV:	FS1
PxP:	Lisa Byington
Color:	Brian Butch
RADIO:	RWJBarnabas Health Rutgers Sports Network
	FOX Sports New Jersey 93.5-FM & 1450-AM, XM 383
	WOR 710-AM, Scarlet Knights App
Play-by-Play:	Jerry Recco
Analyst:	Austin Johnson
	WRSU 88.7 FM RU Student Radio

finished the game on a 10-0 run to earn a 66-64 win over No. 16 Ohio State. In a game that featured 16 lead changes, Rutgers defense stood strong in the final four minutes where the Buckeyes did not score a point and made just one of their last 12 field goals. The charged was keyed by a chase-down block from Caleb McConnell, one of five RU blocks in the final three minutes. Geo Baker had a game-high 25 points, tying for his second-highest output this season.

HISTORY WITH WISCONSIN

Wisconsin leads the all-time series 9-3, dating back to 1949. Wisconsin won the lone meeting last season. Rutgers has won three games over the Badgers, all at home since joining the Big Ten. In 2015, Rutgers downed No. 4 Wisconsin 67-62 for the highest-ranked victory in program history. Myles Mack scored 21 points and Kadeem Jack added 20 points to deal UW one of four losses during its national finalist campaign.





0 GEO BAKER
Sr. • 6-4 • 185 • G
Derry, N.H.



1 OSKAR PALMQUIST
So. • 6-8 • 220 • F
Kinna, Sweden



2 JALEN MILLER
Fr. • 6-2 • 200 • G
Frederick, Md.



3 MAWOT MAG
So. • 6-7 • 216 • F
Melbourne, Australia



4 PAUL MULCAHY
Jr. • 6-6 • 213 • G
Bayonne, N.J.



5 AUNDRE HYATT
So. • 6-6 • 227 • F
Bronx, N.Y.



10 ANDREW FULIN
So. • 6-6 • 195 • F
Demarest, N.J.



11 CLIFF OMORUYI
So. • 6-11 • 240 • C
Benin City, Nigeria



21 DEAN REIBER
So. • 6-10 • 225 • F
Greensboro, N.C.



22 CALEB MCCONNELL
Sr. • 6-7 • 200 • G
Jacksonville, Fla.



24 RON HARPER JR.
Sr. • 6-6 • 245 • G/F
Franklin Lakes, N.J.



25 AIDEN TERRY
So.. • 5-10 • 150 • G
Mt. Washington, Ky.



30 LOGAN STEPHENS
Fr. • 6-2 • 197 • G
Decatur, Ga.



35 RALPH GONZALES-AGEE
GS • 6-8 • 245 • F
Victorville, Calif.



45 JADEN JONES
So. • 6-8 • 195 • G/F
Dallas, Texas



55 LUKE NATHAN
Sr. • 6-11 • 245 • F/C
Randolph, N.J.



STEVE PIKIELL
Head Coach



KARL HOBBS
Associate Head Coach

No.	Name	Pos.	Ht.	Wt.	Cl.	Hometown/Previous School (s)
0	Geo Baker	G	6-4	185	Sr.	Derry, N.H./Proctor Academy
1	Oskar Palmquist	F	6-8	220	So.	Kinna, Sweden/Marks Gymnasieskola (Sweden)
2	Jalen Miller	G	6-2	200	Fr.	Frederick, Md./Bishop Walsh
3	Mawot Mag	F	6-7	216	So.	Melbourne, Australia/Prolific Prep (Calif.)
4	Paul Mulcahy	G	6-6	213	Jr.	Bayonne, N.J./Gill St. Bernard's
5	Aundre Hyatt	F	6-6	227	So.	Bronx, N.Y./Miller School/LSU
10	Andrew Fulin	F	6-6	195	Jr.	Demarest, N.J./Northern Valley Regional
11	Cliff Omoruyi	C	6-11	240	So.	Benin City, Nigeria/Roselle Catholic
21	Dean Reiber	F	6-10	225	So.	Greensboro, N.C./Northwest Guilford
22	Caleb McConnell	G	6-7	200	Sr.	Jacksonville, Fla./SPIRE Academy (Ohio)
24	Ron Harper, Jr.	G/F	6-6	245	Sr.	Franklin Lakes, N.J./Don Bosco Prep
25	Aiden Terry	G	5-10	160	So.	Mt. Washington, Ky./Aspire Academy/Bullitt Central
30	Logan Stephens	G	6-2	197	Fr.	Decatur, Ga./Woodward Academy
35	Ralph Gonzales-Agee	F	6-8	245	GS	Victorville, Calif./Silverado/San Jose State
45	Jaden Jones	G/F	6-8	220	Fr.	Dallas, Texas / DasCHE Spartans
55	Luke Nathan	F/C	6-11	240	Sr.	Randolph, N.J./Randolph

Head Coach: Steve Pikiell (UConn '90)

Associate Head Coaches: Karl Hobbs (UConn '84), Brandin Knight (Pittsburgh '05)

Assistant Coaches: T.J. Thompson (George Washington '05)


Staff: Chief of Staff: Steve Hayn; Director of Basketball Operations: Mike Larkin; Dir. of External Operations: Tom Barrett; Graduate Assistants Mike Sasso and Scott Scherer; Asst. AD/Strength & Cond. David VanDyke; Asst. Dir. Athletic Training: Richard Campbell

PRONUNCIATIONS


Mawot Mag..... MUH-watt
Paul Mulcahy..... mull-KAY-he
Cliff Omoruyi..... OH-mor-EE
Steve Pikiell..... PIKE-uhl




BRANDIN KNIGHT
Associate Head Coach




T.J. THOMPSON
Assistant Coach



STEVE HAYN
Chief of Staff



MIKE LARKIN
Dir. Basketball Operations



RICHARD CAMPBELL
Athletic Trainer



DAVID VANDYKE
Asst. AD-Strength & Cond.

RUTGERS QUICK HITS

- Rutgers has claimed three ranked wins over Big Ten teams: No. 1 Purdue, No. 13 Michigan State and No. 16 Ohio State.

- Versus Northwestern, Paul Mulcahy became the first Rutgers player to score 31+ points, have 7+ assists and 7+ rebounds in a game since Corey Sanders in 2016 in the game against Northwestern.

- Rutgers is 6-0 this season when forward Ron Harper Jr. scores 20 or more points in a game. Harper Jr. scored a career-high 31 points at Maryland with a career best of six three-pointers.

- Rutgers' claimed a victory over No. 1 Purdue on a Ron Harper Jr. buzzer-beating halfcourt shot that marked the highest ranked victory in program history.

- Six players scored in double figures at UMass, marking the first time since November of 2018.

- Senior forward Ron Harper Jr. was named Preseason All-Big Ten Team. He was also selected to the John R. Wodden Award Pre-season Award Watch List and Julius Erving Award Watch List (nation's top SF).

- Harper Jr.'s four double-doubles to start the season was the best streak for an RU player since Keith Hughes had five during the 1991-92 season.

- In 2021, head coach Steve Pikiell was a recipient of the Peter A. Carlesimo Award, presented by the Met Basketball Writers Association to the top coach in the Metropolitan Area.

- Pikiell earned the accolade for the second straight season and became the first coach to win the accolade four times in his career.

- Rutgers men's basketball made it to the NCAA Tournament for the first time since 1991.

- The Scarlet Knights had an opening round victory over No. 7 seed Clemson, that marked RU's first NCAA Tournament win since 1983.

- The Scarlet Knights' win over Clemson marked the highest seeded team defeated in the NCAA Tournament since 1979

- The Scarlet Knights ensured back-to-back winning seasons for the first time in 29 years.

WITH A VICTORY

A win over Wisconsin would represent:

- Three straight wins over ranked teams, the first time that RU defeated ranked teams in three consecutive games in program history
- Four wins over ranked Big Ten teams in the same season for the first time in program history
- The second time for RU defeating four ranked teams in one season under head coach Steve Pikiell (also done in 2019-20)
- The highest ever ranked road win since joining the Big Ten
- The second ever ranked road win in Big Ten play (also: No. 22 Iowa, 3/2/19)
- The highest ranked road win since Jan. 26, 2008 (at No. 13 Pittsburgh)
- The third ever ranked road win in the past 20 years (2002 and onwards)
- The first ever road win at Wisconsin

PIKIELL BUILDING SUCCESS IN THE BIG TEN

The Scarlet Knights are off to a 8-5 start to the Big Ten slate. Pikiell has led RU to a 29-24 Big Ten regular season record over the past 2 and a half seasons. Pikiell was 13-43 in his first three seasons building Rutgers in the conference. RU was just 16-76 in their first five years in the league. This season marks the school's second-best start to conference play.

STUDENT-ATHLETE SCARLET KNIGHTS

The Scarlet Knights continued to excel in the classroom in 2021-22. The team term GPA was 3.082 and the team cumulative GPA was 3.240. Luke Nathan earned a perfect 4.0 in his graduate program courses. Jalen Miller, Oskar Palmquist & Logan Stephens earned Dean's List honors (3.50 term GPA w/12 or more credits). 11 students (73% of roster) earned a term GPA of 3.00 or higher. A total of 12 students (80% of roster) hold a cum GPA of 3.00 or higher. The success of Steve Pikiell's Scarlet Knights in the classroom is the best in RU's history.

PAUL MULCAHY'S ELITE WEEK

Paul Mulcahy has truly taken his game to the next level in this current stretch. The Bayonne, N.J. native had his first career double-double against Michigan State as he had a career-high 12 assists to go with 15 points. He became the first RU player with 12 assists in a regulation game since Earl Johnson in 1997. That performance came following up a career-high outing of 31 points at Northwestern.

In his last four games, has averaged 17 points and 6.8 assists. He has scored in double-figures for four straight games for the first time in his career. Prior to this season, he had never scored in double-figures in four games total in either his freshman or sophomore season. Mulcahy's line of 8.5 points and 5.4 assists per game on the season represent career bests.

MCCONNELL A DPOY CANDIDATE

Caleb McConnell is having a stellar season on defense with 48 steals to start the year which has already passed his previous career-high for a season of 29. McConnell leads the Big Ten Conference in steals and leads in steals-per-game (2.1). He had back-to-back games of four steals to key wins over No. 13 Michigan State and No. 16 Ohio State. His chase-down block to deny a breakaway layup against OSU sparked a 10-0 run for the team to close the game.

OMORUYI FOR MOST-IMPROVED

Clifford Omoruyi has been the most-improved Scarlet Knight so far this season and is among the most-improved players in the country. In

SCARLET KNIGHTS IN THE RECORD BOOKS**Assists**

1. Eddie Jordan - 585
2. Brian Ellerbe - 495
3. Geo Baker - 467

Three Pointers Made

1. Ricky Shields - 265
2. Quincy Douby - 251
3. Geoff Billett - 242
4. Myles Mack - 239
5. **Geo Baker - 223**

Steals

1. Eddie Jordan - 220
2. Myles Mack - 211
3. Rashod Kent - 189
4. James Bailey - 178
5. Rob Hodgson - 176
6. Mike Jones - 175
7. **Geo Baker - 168**
8. Rick Dadika - 159
9. Kelvin Troy - 144
10. Darius Griffin - 142
- t-11. Corey Sanders / Jeff Greer - 136
13. Dane Miller - 129
14. **Caleb McConnell - 128**

Points

10. Ricky Shields - 1,579
11. **Geo Baker - 1,534**
12. Roy Hinson - 1,525
13. Geoff Billett - 1,480
14. Abdel Anderson - 1,459
15. Kelvin Troy - 1,458
16. Jeff Greer - 1,394
17. John Battle - 1,385
18. **Ron Harper Jr. - 1,373**

Field Goals Made

8. Quincy Douby - 581
9. Abdel Anderson - 578
10. Eric Riggins - 566
11. **Geo Baker - 554**

Blocks

20. Mike Jones - 77
-
- Geo Baker - 70**
- Ron Harper Jr. - 70**

his freshman season last year he played 14.9 minutes-per-game and scored 3.8 points-per-game along with 4.0 rebounds-per-game. So far this season, he is averaging 11.4 points-per-game and 7.9 rebounds per-game and 27.9 minutes-per-game. Omoruyi had a career-high 22 points at Northwestern, 17 points against Michigan State and 14 rebounds against Iowa

Entering the game at Wisconsin, he has made 12 consecutive field goals attempts and has scored in double-figures in four of the past five games. For his career, he is shooting 61.6 percent from the field. Rutgers' all-time record for career field goal percentage is 60.3 percent by Rashod Kent.

DOWN GOES NO. 1

The Scarlet Knights made history on December 9 with a 70-68 defeat of No. 1 Purdue, the first victory in program history over a top ranked team. Ron Harper Jr. launched in a buzzer-beating three-pointer to give RU the victory and send the fans at Jersey Mike's Arena storming onto the court to celebrate.

Harper Jr. led the way in the game with a career-high 30 points, his most ever against a Big Ten team, becoming just the second Rutgers' player ever to post 30+ points in Big Ten conference play. He became the first player to score 30 points and hit a buzzer beater to beat the AP No. 1 team in the country in the history of college basketball.

The win marked:

- Rutgers' first ever win over a No. 1 ranked team.
- Rutgers' highest ranked win since a victory over No. 2 UCLA on Dec. 3, 1981.
- Rutgers' fourth straight win over the Boiler-makers, the third active four-game winning streak over a Big Ten foe.
- Rutgers' 11th top-10 win all-time and 43rd all-time ranked win.
- It was the 9th ranked win under head coach Steve Pikiell and second top-10 win under Pikiell (No. 9 Maryland, March 3, 2020).

WIN OVER NO. 13 MICHIGAN STATE

The Scarlet Knights took down No. 13 Michigan State, claiming back-to-back wins of 20+ points over the Spartans. Rutgers claimed its second straight win over Michigan State following a 67-37 home victory last season. Last season's win was RU's first ever over MSU following losses in the previous 10 matchups.

RU had their highest margin victory (21 points) over a ranked opponent in school history. RU shot 61.5 percent from the field, which marks the best field goal percentage in a Big Ten Conference game in school history. Six players on the roster scored in double figures.

WIN OVER NO. 16 OHIO STATE

The Scarlet Knights defeated No. 16 Ohio State, 66-64 just four days following the win over No. 13 Michigan State. A 10-0 run fueled by a stretch of perfect play on the offensive and defensive sides of the ball gave the team their first back-to-back victories against ranked opponents since January of 2008, when RU defeated No. 18 Villanova (Jan. 23) and No. 13 Pittsburgh (Jan. 26). In a game that featured 16 lead changes, Rutgers defense stood strong in the final four minutes where the Buckeyes did not score a point and made just one of their last 12 field goals.

HISTORIC DEFENSIVE EFFORT OVER IOWA

The Scarlet Knights had a hard-fought victory over Iowa with Steve Pikiell's patented defensive style coming into play. Facing the number one scoring offense in the Big Ten, RU held them to a season-low in points in a 48-46 win. RU limited Iowa to 27.9% shooting from the field in holding them below 70 points in conference play for the first time this season and under 50 points for the first time since 2019. Down the stretch, Rutgers' stifled Iowa's offensive opportunities as they made just four field goals over the final 17 minutes of the contest. RU tied a season-high with 10 blocks, its most ever in a Big Ten game.

HISTORIC WIN OVER MICHIGAN

The Scarlet Knights defeated the Michigan Wolverines for the first time in school history with the 75-67 victory at Jersey Mike's Arena. The Wolverines are the last team in the Big Ten for RU to defeat for the last time. As a team, Rutgers had 20 assists, the second-most ever by a Scarlet Knight team in a Big Ten game. Rutgers '11 three-pointers tied for the team's most-ever in a Big Ten game. Rutgers held the lead in the game from start-to-finish. Seniors Geo Baker and Ron Harper Jr. led the way with 47 combined points in the game. Baker had a season and game-high 27 points.

CHALLENGE ACCEPTED: WIN OVER CLEMSON

The team played a start-to-finish game on both sides of the ball to come out on top over the Clemson Tigers in the Big Ten/ACC Challenge at Jersey Mike's Arena. The Scarlet Knights held a lead over the Tigers for over 95 percent of the game and forward Ron Harper Jr. led the way with 23 points to give RU the 74-64 victory.

PASSING THE ROCK

RU has shared the ball exceptionally well this season, reaching 25 assists in two different contests (vs. CCSU and at UMass). Rutgers also had a stretch this season with over 20 assists in four contests in a row ending at Penn State. That marks the first time an RU team has done so in over 30 seasons since 1993-94 when game-by-game statistics have been tracked. The contest

at UMass marked the first time the team had 25 assists on the road since 1992 when the Scarlet Knights played St. Bonaventure at the Reilly Center on 02/29/1992. The 25 team assists marked the highest total for a Rutgers men's basketball team in a game since the 11/28/11 at home vs. UMBC. A Steve Pikiell-coached Rutgers team had never previously had 25 assists in a single game. RU has two of its highest assist performances ever in Big Ten Play this season: 23 vs. Nebraska and 22 vs. Michigan State.

INDIVIDUAL PLAYER NOTES

GEO BAKER

- In five seasons at Rutgers (2017-22) has played in 136 games with 119 starts
- In that time, he has averaged 11.3 points, 3.4 assists, 2.8 rebounds and 1.2 steals, shooting 38.3 percent from the field and 32.3 percent from three-point distance.
- Had 27 points versus Michigan, 25 points and seven three-pointers made against Minnesota, the most three pointers for an RU player against a Big Ten opponent in school history and 25 points against Ohio State.
- Missed four games this season due to injury (hamstring/flu) prior to return against Seton Hall.
- Earned reputation as of the nation's most clutch shot-makers
- Three-time All-Big Ten, three-time All-Met selection and three-time Academic All-Big Ten

CALEB MCCONNELL

- Has played four seasons at Rutgers, seeing action in 105 games with 51 starts.
- At 2.1 steals per game, leads the Big Ten.
- Had a season-high 16 points against Clemson
- Had double-double featuring career-high 12 rebounds at Seton Hall.
- Had career-highs in both steals (six) and assists (nine) at UMass.

RON HARPER JR.

- Leads team with 15.4 points-per-game on the season.
- Had career-highs of 31 points and six three pointers made against Maryland.
- Had 29 points in the victory over Nebraska and shot a perfect 10-10 at the free-throw line.
- Started the 2021-22 season with four consecutive double-doubles and is second among Big Ten players with five double-doubles on the season.
- Led the way with 30 points and made a memorable buzzer-beating three-pointer to defeat No. 1 Purdue.
- Two-time Metropolitan Player of the Week following performances vs. Purdue and Michigan/Nebraska
- In four seasons at Rutgers, has played in 112 games with 99 starts.
- Nominated as a top 10 finalist on the 2022 Julius Irving Award Watch List given to the na-

tion's best SF.

PAUL MULCAHY

- Has spent three seasons at Rutgers, playing in 82 games with 44 starts.
- Had a career-high 31 points, 7 rebounds and 7 assists in loss to NW. First Scarlet Knight with over 30 points, 7 rebounds and 7 assists since Corey Sanders in Feb. of 2016.
- Posted career-high 12 assists vs. MSU for first career double-double.
- Mulcahy leads the Big Ten in conference play in assists (78 and 6.5 per game).
- Mulcahy is averaging 5.4 assists per game overall. The last Rutgers player to average more assists over a full season was Brian Ellerbe when he dished out 6.2 per game during the 1984-1985 season.
- Averaging career-bests with 8.0 points-per-game, 4.2 rebounds and 5.1 assists-per-game.
- The first New Jersey High School boys' basketball player to average a triple-double in 26 years (1992-93; LaMarr Greer)

CLIFF OMORUYI

- Pronunciation: O-MOR-EE
- Having a breakout season averaging 11.4 points-per-game and leading the team with 7.9 rebounds.
- Set career-highs with 22 points in loss to Northwestern and 14 rebounds against Iowa.
- Has four double-doubles on the season.

MAWOT MAG

- Had career-highs of 13 points and 7 rebounds in win over Neb. on 4-4 shooting.
- Returned against Maryland after missing the last two and a half games with a mouth injury suffered in the first half against Michigan.
- Joined Rutgers for the 2020-21 season, seeing action in 12 games as a freshman
- Has seen extended action as a sophomore, doubling freshman year averages to 3.4 points and 2.2 rebounds.

AUNDRE HYATT

- Spent three seasons at LSU, redshirting as a true freshman
- Had a season-high and RU career-high of 13 points in the game against Nebraska.
- Appeared in 24 games in 2020-21 with 15 starts for an LSU squad that earned a No. 8 seed in the NCAA tournament
- Shined in LSU's 1st round NCAA Tournament win over St. Bonaventure, posting a double-double with 13 points and 10 rebounds, while adding four blocks and two assists

RALPH GONZALES-AGEE

- Had a season-high 14 points in 13 minutes played at UMass.
- Has four seasons of collegiate experience, including two at San Jose State and one each CSU Dominguez-Hills and East LA College).

DEAN REIBER

- Valuable reserve center had a career-high 10 points against Nebraska
- Posted career-high 12 points on 5-of-6 shooting in win over No. 13 Michigan State.

OSKAR PALMQUIST

- Sophomore in third year with program, having originally joined RU in 2019-20 season as early enrollee, taking a redshirt.
- Has seen action in seven games as sophomore, doubling scoring average to 2.3 points on 50% shooting from field and 3-point.

JADEN JONES

- Scored a career-high 11 points in first-career start against UMass.
- Joined Scarlet Knights in January of 2021 and saw action in four games overall last season.
- Made his first collegiate basket (a three-

pointer) against Nebraska on March 1st

- Earned MVP honors at the Wooten Top 150 camp in Mansfield, Texas

JALEN MILLER

- Freshman decided not to redshirt, making debut in Clemson win, and added defensive intensity.
- Averaged 15 points, 10 assists and 5.5 rebounds as a junior in high school in Maryland.

LUKE NATHAN

- Garden State native in fifth season at Rutgers
- Three-time Big Ten All-Academic honoree (2020-21, 2019-20 and 2018-19)

AIDEN TERRY

- Second-season preferred walk-on from Kentucky, received a full-scholarship on Jan. 7.

LAST TIME...

RU Scored 100+ Points	Feb. 3, 2016; Illinois 110, Rutgers 101 (3OT)
RU Scored 90-99 Points	Jan. 8, 2021; Rutgers 93, Nebraska 65
RU Scored 40 or Fewer Points	March 3, 2014; No. 5 Louisville 92, Rutgers 31
RU Allowed 100+ Points	Feb. 3, 2016; Illinois 110, Rutgers 101 (3OT)
RU Allowed 90-99 Points	March 12, 2021; No. 3 Illinois 90, Rutgers 68
RU Allowed 40 or Fewer Points	Nov. 13, 2021; Rutgers 48, Merrimack 35
RU Defeated a Nationally Ranked Opponent	Feb. 9, 2022; Rutgers 66, No. 16 Ohio State 64
RU Defeated a Top-10 Opponent	Dec. 9, 2021; Rutgers 70, No. 1 Purdue 68
RU Won via Buzzer-Beating Shot	Dec. 9, 2021; Rutgers 70, No. 1 Purdue 68 (Ron Harper Jr.)
RU Won in Overtime	Nov. 10, 2021; Rutgers 73, Lehigh 70
RU Won in Double Overtime	Dec. 29, 2012; Rutgers 85, No. 10 Florida 83
RU Won in Triple Overtime	Feb. 27, 1988; Rutgers 119, UMass 114
Opponent Won in Overtime	Feb. 1, 2022; Northwestern 79, Rutgers 78
Opponent Won in Double Overtime	Feb. 25, 1971; Syracuse 88, Rutgers 81
Opponent Won in Triple Overtime	Feb. 3, 2016; Illinois 110, Rutgers 103
RU Won by 30+ Points	Jan. 1, 2021; Rutgers 79, Central Connecticut State 48
RU Lost by 30+ Points	Jan. 15, 2019; Purdue 89, Rutgers 54
RU Held Under 40 Points	Nov. 29, 2014; No. 8/7 Virginia 45, Rutgers 26
RU Held Opponent Under 40 Points	Nov. 13, 2021; Rutgers 48, Merrimack 35
All 5 RU Starters Scored in Double Figures	Jacob Young (17), Geo Baker (13), Ron Harper Jr. (13), Montez Mathis (13), Myles Johnson (16) Jan. 2, 2021; No. 10 Iowa 77, No. 14 Rutgers 75
6 RU Players Scored in Double Figures: Clifford Omoruyi (17), Ron Harper Jr. (17), Paul Mulcahy (16), Dean Reiber (12), Geo Baker (12), Caleb McConnell (12)	Feb. 5, 2022; Rutgers 84, No. 13 Michigan State 63
RU Committed Four Turnovers or Less	February 18, 2021; 3, No. 3 Michigan 71, Rutgers 64
RU Player Had 10 or More Assists	Geo Baker (10)
	Feb. 24, 2021; Rutgers 74, Indiana 63
RU Had Two or More Players Score 20+ Points	Geo Baker (27), Ron Harper Jr. (20)
	Jan. 4 2022; Rutgers 75, Michigan 67
RU Had Two or More Players Score 25+ Points	JJ Moore (27), Myles Mack (25)
	Feb. 1, 2014; Rutgers 93, Houston 70
Two RU Players Had Double-Doubles	
	Ron Harper Jr. (13 points, 11 rebounds), Clifford Omoruyi (11 points, 13 rebounds)
	Nov. 13, 2021; Rutgers 48, Merrimack 35
RU Player Had a Triple-Double	Roy Hinson (24 pts., 10 reb., 10 blocks)
	Mar. 2, 1983, Rhode Island
RU Player Had Quadruple Nickel	Geo Baker (11 pts, 5 reb., 5 ast., 5 stls)
	Jan. 28, 2021; Michigan State
RU Players Had 15 or More Rebounds	Myles Johnson (16)
	Dec. 14, 2020; Rutgers 74, Maryland 60
RU Player Had Six or More Steals	Caleb McConnell (6) Nov. 27, 2021; Rutgers 83, UMass 85
RU Player Had Seven or More Blocks	Myles Johnson (7) Feb. 24, 2021; Rutgers 74, Indiana 63
RU Player Scored 30-39 Points	Paul Mulcahy (31) February 1, 2022; Northwestern
RU Player Scored 40+ Points	Quincy Douby (41) Feb. 1, 2006; Syracuse
RU Opponent Scored 30-39 Points	Payton Willis (32) Jan. 22, 2022; Minnesota
RU Opponent Scored 40+ Points	Marcus Hatten (44) March 6, 2003; St. John's

Geo Baker

Points..... 29 vs. Bryant, 11/21/17
 FGM..... 10 (4x) last vs. Michigan (1-4-21)
 3FG..... 7 2x last at Minnesota, 1/22/22
 FTs..... 8 vs. Indiana (1-30-19)
 Rebounds..... 8 (3x) vs. Maryland (2-21-21)
 Assists..... 11 vs. FDU (12-9-17)
 Blocks..... 3 (3x) last vs. Iowa (1-19-22)
 Steals..... 5 (2x) last vs. Michigan State (1-28-21)
 Minutes..... 43 at Minnesota (3-6-21)

Ralph Gonzales-Agee

Points..... 22 vs. Air Force (1-30-21)
 FGM..... 9 vs. Air Force (1-30-21)
 3FG..... 2 vs. Pepperdine (12-20-19)
 FTs..... 7 vs. Boise State (12-31-20)
 Rebounds..... 14 vs. Air Force (1-30-21)
 Assists..... 3 vs. Fresno Pacific (12-29-20)
 Blocks..... 4 vs. Utah State (2-25-20)
 Steals..... 3 vs. New Mexico (1-23-20)
 Minutes..... 40 vs. Air Force (1-30-21)

Caleb McConnell

Points..... 25 at Illinois (2-9-19)
 FGM..... 8 (2x) last at Nebraska (1-3-20)
 3FG..... 3 (4x) last vs. Stephen F. Austin (11-20-19)
 FTs..... 12 vs. Purdue (1-28-20)
 Rebounds..... 12 (2x) last at Seton Hall (12-12-21)
 Assists..... 9 at UMass (11-27-21)
 Blocks..... 2 vs. No. 9 Wisconsin (1-15-21)
 Steals..... 6 at UMass (11-27-21)
 Minutes..... 37 at Seton Hall (12-12-21)

Luke Nathan

Points..... 3 vs. CCNY (11-10-17)
 FGM..... 1 (3x) last vs. CCSU (1-1-22)
 FTs..... 1 (2x) last vs. FDU (12-9-17)
 Rebounds..... 5 vs. FDU (12-9-17)
 Blocks..... 1 (2x) last vs. CCSU (1-1-22)
 Minutes..... 10 vs. CCNY (11-10-17)

Ron Harper, Jr.

Points..... 31 at Maryland (1-15-22)
 FGM..... 12 vs. NJIT (11-26-19)
 FTs..... 12 vs. No. 20 Penn State (1-7-20)
 3FG..... 6 at Maryland (1-15-22)
 Rebounds..... 13 vs. NJIT (11-16-21)
 Assists..... 5 (3x) last at UMass (11-27-21)
 Blocks..... 3 (2x) last vs. No. 16 Ohio State (2-9-22)
 Steals..... 4 (2x) vs. Lehigh (11-10-21)
 Minutes..... 39 2x last at Northwestern (2-1-22)

Aundre Hyatt

Points..... 13 2x last vs. Nebraska (1-8-22)
 FGM..... 5 vs. St. Bonaventure (3-20-21)
 3FG..... 2 (9 times)
 FT..... 4 vs. St. Louis (11-28-20)
 Assists..... 3 at DePaul (11-18-21)
 Rebounds..... 10 vs. St. Bonaventure (3-20-21)
 Blocks..... 4 vs. St. Bonaventure (3-20-21)
 Steals..... 3 vs. Michigan (3-22-21)
 Minutes..... 33 vs. Alabama (3-14-21)

Mawot Mag

Points..... 13 (2x) vs. Nebraska (1-29-22)
 FGM..... 5 at UMass (11-27-21)
 3FG..... 2 at Illinois (12-3-21)
 FTs..... 4 (2x) vs. Nebraska (1-29-22)
 Rebounds..... 7 vs. Nebraska (1-29-22)
 Assists..... 3 at DePaul (11-18-21)
 Blocks..... 2 vs. Merrimack (11-13-21)
 Steals..... 1 (5x) last at Seton Hall (12-12-21)
 Minutes..... 29 vs. Purdue (12-9-21)

INDIVIDUAL CAREER HIGHS**Paul Mulcahy**

Points..... 31 at Northwestern (2-1-22)
 FGM..... 10 at Northwestern (2-1-22)
 3FG..... 4 vs. Maine (12-30-21)
 FTs..... 9 at Northwestern (2-1-22)
 Rebounds..... 9 (2x) last vs. Hofstra (11-29-20)
 Assists..... 12 vs. Michigan State (2-9-22)
 Blocks..... 2 vs. FDU (11-27-20)
 Steals..... 4 (2x) last vs. Nebraska (1-29-22)
 Minutes..... 43 at Northwestern (2-1-22)

Cliff Omoruyi

Points..... 22 at Northwestern (2-1-22)
 FGM..... 9 (2x) last at Northwestern (2-1-22)
 3FG..... 1 vs. No. 3 Illinois (3-12-21)
 FTs..... 5 vs. Merrimack (11-13-21)
 Rebounds..... 14 vs. Iowa (1-19-22)
 Assists..... 2 (3x) last vs. No. 1 Purdue (12-9-21)
 Blocks..... 4 at Northwestern (1-29-22)
 Steals..... 3 vs. No. 1 Purdue (12-9-21)
 Minutes..... 35 (2x) last at Northwestern (2-1-22)

Dean Reiber

Points..... 12 vs. Michigan State (2-5-22)
 FGM..... 5 vs. Michigan State (2-5-22)
 3FG..... 2 (2x) last 12 vs. Michigan State (2-5-22)
 FTs..... 2 (2x) last vs. Hofstra (11-29-20)
 Rebounds..... 4 (2x) last vs. Nebraska (11-8-22)
 Assists..... 2 vs. vs. Lehigh (11-10-21)
 Blocks..... 2 (2x) last vs. CCSU (1-1-22)
 Steals..... 1 (4x) last at Minnesota, 1/22/22
 Minutes..... 16 (2x) last vs. Nebraska (1-8-22)

Oskar Palmquist

Points..... 4 vs. Maine (12-30-21)
 FGM..... 2 (3x) last vs. Maine (12-30-21)
 3FG..... 1 (4x) last vs. Nebraska (1-29-22)
 FTs..... 2 (2x) last at UMass (11-27-21)
 Rebounds..... 3 vs. Syracuse (12-8-20)
 Assists..... 2 vs. Syracuse (12-8-20)
 Blocks.....
 Steals..... 1 (2x) last vs. Purdue (12-29-20)
 Minutes..... 11 vs. Syracuse (12-8-20)

Jalen Miller

Points..... 4 vs. Nebraska (1-8-22)
 Assists..... 2 at Illinois (12-03-21)
 FG..... 2 (2x) last at Illinois (12-03-21)
 FTs..... 2 vs. Nebraska (1-29-22)
 Steals..... 2 vs. Nebraska (1-8-22)
 Rebounds..... 3 vs. Nebraska (1-8-22)
 Blocks..... 1 (2x), last at Penn State (1-11-22)
 Minutes..... 18 vs. CCSU (1-1-22)

Jaden Jones

Points..... 11 at UMass (11-27-21)
 FGM..... 5 at UMass (11-27-21)
 3FG..... 1 (3x) last vs. DePaul (11-18-21)
 FTs..... 3 vs. Merrimack (11-13-21)
 Rebounds..... 4 at UMass (11-27-21)
 Assists..... 2 (2x) last vs. CCSU (1-1-22)
 Blocks..... 1 vs. CCSU (1-1-22)
 Steals..... 2 at Illinois (12-03-21)
 Minutes..... 20 vs. Clemson (11-30-21)

Aiden Terry

Rebounds..... 3 vs. Nebraska (1-8-22)

2021-22**GAME BY GAME LEADERS/CO-LEADERS****Double-Digit Scoring**

	21-22	Career
Geo Baker	11	83
Ron Harper, Jr.	18	67
Caleb McConnell	5	25
Clifford Omoruyi	16	17
Paul Mulcahy	9	15
Aundre Hyatt	2	4*
Ralph Gonzales-Agee	1	19
Jaden Jones	2	2
Mawot Mag	3	3*
Dean Reiber	2	2

20+ Point Games

	21-22	Career
Ron Harper Jr.	7	20
Geo Baker	3	11
Clifford Omoruyi	1	1
Paul Mulcahy	1	1
Caleb McConnell	0	2
Ralph Gonzales-Agee	0	1*

30+ Point Games

	21-22	Career
Ron Harper Jr.	2	3
Paul Mulcahy	1	1

10+ Rebound Games

	21-22	Career
Ron Harper Jr.	5	12
Clifford Omoruyi	6	7
Caleb McConnell	1	3
Ralph Gonzales-Agee	0	2*

Double-Doubles

	21-22	Career
Ron Harper	5	11
Clifford Omoruyi	4	5
Caleb McConnell	1	3
Geo Baker	0	2
Ralph Gonzales-Agee	0	2*
Paul Mulachy	1	1

Led Team in Scoring

	21-22	Career
Ron Harper Jr.	12	35
Geo Baker	4	29
Caleb McConnell	1	7
Clifford Omoruyi	6	7
Paul Mulcahy	1	1

Led Team in Rebounding

	21-22	Career
Clifford Omoruyi	15	18
Ron Harper Jr.	4	13
Caleb McConnell	1	8
Geo Baker	0	3
Paul Mulcahy	3	7
Aundre Hyatt	0	2*
Ralph Gonzales-Agee	0	1*
Jaden Jones	1	1

10+ Assist Games

	21-22	Career
Geo Baker	0	2
Paul Mulchhy	1	1
Geo Baker	5	37
Paul Mulcahy	9	19
Ron Harper Jr.	1	2
Caleb McConnell	1	3

3+ Steal Games

	21-22	Career
Geo Baker	3	18
Caleb McConnell	7	14
Paul Mulcahy	3	6
Ron Harper, Jr.	4	6
Aundre Hyatt	1	1
Cliff Omoruyi	1	1
Ralph Gonzales-Agee	0	1*

3+ Block Games

	21-22	Career
Aundre Hyatt	1	2*
Clifford Omoruyi	4	5
Geo Baker	2	3
Ron Harper Jr.	1	2
Ralph Gonzales-Agee	0	1*
Dean Reiber	1	1

*-includes games from previous school

MISCELLANEOUS STATISTICS: 2021-22 SEASON

Most points scored

93..... vs. Nebraska

Fewest points scored

48..... (2x) Merrimack and Iowa

Most points allowed

86..... at Illinois

Fewest points allowed

35..... vs. Merrimack

Largest halftime lead

30..... vs. CCSU

Largest halftime deficit

20..... at Illinois

Most points in any half

49 vs. Nebraska (2nd half)

Fewest first-half points

16..... vs. Merrimack

Most points allowed, first half

43..... 2x vs. Illinois, at Northwestern

Fewest points allowed, first half

14..... vs. CCSU

Fewest points allowed, second half

12..... vs. Merrimack

Largest margin of victory

31..... vs. CCSU (79-48)

Smallest margin of victory

2..... 4x (vs. Purdue, vs. Iowa, vs. Neb, OSU)

Largest margin of defeat

35..... at Illinois (86-51)

Smallest margin of defeat

1..... at Northwestern (79-78)

Largest lead

47..... vs. CCSU (79-48 final)

Largest lead blown

17..... at UMass (2nd half)

Team Season Highs

Field Goals

35..... 2x last vs. Nebraska

Three-Pointers

11..... vs. Michigan

Free Throws Made

18..... vs. Lehigh

Rebounds

49..... 2x, last vs. CCSU

Assists

25..... 2x, last vs. CCSU

Steals

14..... vs. Lehigh

Blocks

10..... 2x, last vs. Iowa

Turnovers Forced

23..... vs. Lafayette

Player Season Highs

Points

31..... Ron Harper Jr., at Maryland

31..... Paul Mulcahy, at Northwestern

Field Goals

10..... 3x, last Ron Harper Jr., at Maryland

10..... Paul Mulcahy, at Northwestern

Three-Pointers

7..... Geo Baker at Minnesota

Free Throws Made

10..... Harper Jr. vs. Nebraska

Rebounds

14..... Clifford Omoruyi vs. Iowa

Assists

12..... Paul Mulcahy vs. Michigan State

Steals

6..... Caleb McConnell vs. Maine

Blocks

4..... Cliff Omoruyi at Nebraska

RUTGERS ALL-TIME WINS OVER RANKED OPPONENTS

Jan. 5, 1974#19 SYRACUSE	W.....	93-79
Feb. 22, 1975at #17 LaSalle	W.....	96-84
Feb. 2, 1976at #17 Princeton	W.....	75-62
March 6, 1976vs. #16 St. Johns	W.....	70-67
Feb. 19, 1977vs. #10 Cincinnati	W.....	89-70
Dec. 10, 1977#13 ST. JOHN'S	W.....	72-61
Jan. 28, 1978#10 SYRACUSE	W.....	77-73
March 10, 1979vs. #11 Georgetown	W.....	64-58
Dec. 3, 1981vs. #8 UCLA	W.....	57-54
Feb. 27, 1982#6 WEST VIRGINIA	W.....	74-64
Nov. 27, 1990#23 MISSOURI	W.....	68-60
Dec. 7, 1991#24 UNLV	W.....	91-85 (OT)
Dec. 20, 1997at #16 Temple	W.....	72-63
Feb. 21, 1998#21 SYRACUSE	W.....	62-58
March 4, 1998vs. #23 West Virginia	W.....	75-72
Jan. 18, 1999#18 SYRACUSE	W.....	74-71
Feb. 4, 2001at #22 Seton Hall	W.....	70-64
Jan. 5, 2002#24 GEORGETOWN	W.....	89-87
Jan. 30, 2002#17 CONNECTICUT	W.....	61-53
Feb. 2, 2002#14 SYRACUSE	W.....	82-74
Feb. 17, 2002#13 MIAMI	W.....	64-61
Jan. 29, 2003#24 SYRACUSE	W.....	68-65
March 1, 2003#9 NOTRE DAME	W.....	95-82
Jan. 10, 2004#25 PROVIDENCE	W.....	65-64
Jan. 28, 2006#22 LOUISVILLE	W.....	65-56
Jan. 23, 2008#18 VILLANOVA	W.....	80-68
Jan. 26, 2008at #13 Pittsburgh	W.....	77-64
Feb. 14, 2010#7 GEORGETOWN	W.....	71-68
Feb. 10, 2011#9 VILLANOVA	W.....	77-76
Dec. 29, 2011#10 FLORIDA	W.....	85-83 (2OT)
Jan. 7, 2012#8 CONNECTICUT	W.....	67-60
Jan. 5, 2013#24 PITTSBURGH	W.....	67-62
Jan. 11, 2015#4 WISCONSIN	W.....	67-62
Dec. 16, 2017#15 SETON HALL	W.....	71-65
Jan. 9, 2019#16 OHIO STATE	W.....	64-61
March 2, 2019at #22 Iowa	W.....	86-72
Dec. 14, 2019#22 SETON HALL	W.....	68-48
Jan. 7, 2020#20 PENN STATE	W.....	72-61
Feb. 15, 2020#22 ILLINOIS	W.....	72-57
March 3, 2020#9 MARYLAND	W.....	78-67
Dec. 20, 2020#13 ILLINOIS	W.....	91-88
Dec. 9, 2021#1 PURDUE	W.....	70-68
Feb. 5, 2022#13 MICHIGAN STATE	W.....	84-63
Feb. 9, 2022#16 OHIO STATE	W.....	66-64

Home Games in CAPS. AP rankings.

HOLDING OPPONENTS UNDER 40

In the shot clock era, Rutgers has held an opponent under 40 points 11 times.

Steve Pikiell has been the head coach in 7 (*) of those contests.

- 48-35 win over Merrimack*, 11/13/21
- 67-37 win over Michigan State*, 1/28/21
- 86-39 win over Niagara*, 11/10/19
- 63-36 win over E. Michigan*, 11/19/18
- 64-39 win over Coppin State*, 11/19/17
- 70-38 win over Cleveland St.*, 11/14/17
- 79-37 win over CCSU*, 12/6/16
- 62-39 win at Pittsburgh, 1/11/12
- 60-36 win over Columbia, 11/18/02
- 76-37 win over Stony Brook, 11/28/01
- 53-39 win vs. Princeton, 12/27/00 (MSG)

WELCOME TO JERSEY MIKE'S ARENA

Rutgers Athletics and Jersey Mike's Subs have reached a multi-year agreement to make the fast-casual sub sandwich franchise an official naming rights partner of Rutgers Athletics. This partnership between Rutgers and Jersey Mike's pairs two hometown New Jersey brands, both on a path of tremendous growth and success over the past several years. As part of the agreement, Jersey Mike's will enjoy significant brand exposure through signage in and around the arena, including exterior stadium signage, scoreboard signage, campus

PIKIELL VS. RANKED

Head Coach Steve Pikiell has been at the helm of the Scarlet Knights for wins over 11 ranked foes as the head coach while at Rutgers.

With the victory over No. 16 Ohio State, he moved past Tom Young for the most ranked wins for a coach in Rutgers program history.

The OSU victory marked consecutive games with a ranked win for RU for the first time since 2008.

Pikiell has claimed wins over No. 1 Purdue, No. 9 Maryland, No. 13 Michigan State, No. 13 Illinois, No. 15 Seton Hall, No. 16 Ohio State, No. 16 Ohio State, No. 20 Penn State, No. 22 Iowa and No. 22 Seton Hall.

signage and logo placement on the court. Additionally, Jersey Mike's will receive promotion through a variety of print, digital, radio and TV assets.

INCOMING SIGNEES

Rutgers men's basketball has two players signed to join the program next season: Derek Simpson and Andre Woolfork.

Simpson is a local product that played competitive in AAU basketball for the South Jersey Titans. He averaged a team-high 20.6 points-per-game and 4.9 assists-per-game for Lenape High School, recently becoming the program's all-time leading scorer. Simpson is the son of Ron Simpson, who played three seasons at Rider University and scored over 1,700 points in his career with the Broncos.

Woolfork is an exciting basketball prospect that also received offers to play college football at tight end. The multi-sport athlete from Brush, Ohio has the frame to play the forward position at a Big Ten level. His imposing size and his under-the-radar potential make him a key part of Pikiell's 2022 class.



STEVE PIKIELL

Head Coach • Sixth Season at Rutgers, 17th Season Overall

A father of four who has led the resurgence of Rutgers Basketball, both on and off the court, Steve Pikiell has spent six seasons as head coach of the Scarlet Knights. Under Pikiell's leadership, the team returned to the NCAA Tournament in 2021, making its first NCAA Tournament appearance since 1991.

With 30 years of coaching experience, the Bristol (Conn.) native is under contract to remain courtside at the

RAC through 2025-26. The 19th head coach in the history of Rutgers men's basketball, Pikiell has been instrumental in turnarounds throughout his playing and coaching career that have resulted in conference championships and NCAA berths.

The 2021-22 Season

- Off to a (6-4) start to the Big Ten schedule, the second-best start in the conference in school-history.
- Led the Scarlet Knights to their first-ever win against a No. 1 ranked team in Purdue, the highest-ranked victory in RU's history.
- Led the program to RU's first-ever victory over Michigan, marking a defeat over every Big Ten team.

The 2020-21 Season

- Recipient of the Peter A. Carlesimo Award, presented by the Met Basketball Writers Association to the top coach in the Metropolitan Area. Pikiell earned the accolade for the second straight season and became the first coach to win the accolade from the MBWA four times in his career.
- Led the program to the NCAA Tournament for the first time since 1991.
- Guided the Scarlet Knights to an opening round victory over No. 7 seed Clemson that marked RU's first NCAA Tournament win since 1983.
- The Scarlet Knights' win over No. 7 seed Clemson in the opening round marked the highest seeded team defeated in the NCAA Tournament since 1979, before falling to an eventual Final Four team in No. 2 seed Houston.
- While facing a strength of schedule ranked as the second toughest in the nation by ESPN.com, Rutgers went 16-12 overall, ensuring back-to-back winning seasons for the first time in 29 years.
- Under Pikiell's leadership, Rutgers won 10 Big Ten Conference games, and has earned 21 Big Ten wins over the past two seasons. RU finished tied for sixth in the nation's top-rated conference.
- The team spent 11 weeks nationally ranked or receiving votes in the AP Poll, peaking at No. 11 in the nation.
- In the regular season, RU earned wins over five teams that qualified for the NCAA Tournament - No. 1 seed Illinois, No. 4 seed Purdue, No. 10 seed Maryland, No. 11 seed Michigan State and No. 11 seed Syracuse.

The 2019-20 Season

- Recipient of the 2019-20 Jim Phelan Award, presented annually to the nation's top Division I coach, and Peter A. Carlesimo Award, presented by the Met Basketball Writers Association to the top coach in the Metropolitan Area
- Was one of 15 coaches on the Naismith Coach of the Year Late 2020 Season Watch List.
- Rutgers joined the rankings for the first time in 41 years, since the

final 1978-79 AP Poll (No. 18).

- The Scarlet Knights were No. 24/25 & No. 25/25 in the Jan. 20 & 27 polls, respectively. RU was ranked or receiving votes for eight weeks.
- RU captured its first 20-win regular season in 37 years, since 1982-83, and first 20-win season overall since 2003-04 and had first winning season in 14 years, since 2005-06 (19-14).
- Led Scarlet Knights to most conference victories (11) in 29 years, since 1990-91 (14-4; A-10), while also posting its first winning league record in 29 years
- Secured the most home regular season wins in the nation (18) and set a program record for home wins in a season.
- Tied for fifth in the Big Ten Conference, the nation's top-rated league per Ken Pomeroy, after being selected 12th in the preseason media poll.
- Earned RU's first opening round bye in a conference tournament in 25 years, since the 1995 Atlantic 10 Championship.
- Opened the RWJBarnabas Health Athletic Performance Center to help further the mission of bringing winning back to Piscataway. The 307,000-square-foot, four-story sports facility and parking deck held its grand opening on Sept. 12, 2019, and provides state-of-the-art practice facilities, training areas, locker room and office space for men's basketball.
- Has welcomed four-star signees from New Jersey in three consecutive classes, with Cliff Omoruyi (2020) joining Paul Mulcahy (2019) and Ron Harper, Jr. (2018) in electing to stay home.

The 2018-19 Season

- Rutgers was recognized as the nation's Most Improved Team by Sports Illustrated. The Scarlet Knights improved 70 positions in the KenPom.com rankings, best among all Power conference programs.
- Led Rutgers to seven league victories, its most in conference play in 13 years, while competing with a roster ranked 330th in experience. Projected to finish 14th in the preseason, Rutgers tied for 10th in the Big Ten standings.
- Rutgers' schedule ranked 31st nationally in difficulty per Ken Pom, toughest among all New York Metro programs. 61 percent (19/31) of games were against opponents that earned 2019 NCAA Champion-

CAREER DIVISION I HEAD COACHING RECORD

Year	School	Record	Pct.	National Finish
2005-06	Stony Brook	4-24	.143	—
2006-07	Stony Brook	9-20	.310	—
2007-08	Stony Brook	7-23	.233	—
2008-09	Stony Brook	16-14	.533	—
2009-10	Stony Brook	22-10	.688	NIT First Round
2010-11	Stony Brook	15-17	.469	—
2011-12	Stony Brook	22-10	.688	NIT First Round
2012-13	Stony Brook	25-8	.758	NIT Second Round
2013-14	Stony Brook	23-11	.676	CBI First Round
2014-15	Stony Brook	23-12	.657	CBI First Round
2015-16	Stony Brook	26-7	.788	NCAA First Round
2016-17	Rutgers	15-18	.469	—
2017-18	Rutgers	15-19	.441	—
2018-19	Rutgers	14-17	.452	—
2019-20	Rutgers	20-11	.645	—
2020-21	Rutgers	16-12	.571	NCAA Second Round
2021-22	Rutgers	14-9	.573	—
TOTALS		286-242	(.539)	

Stony Brook 192-156 .552 (11 seasons)
Rutgers 94-86 .520 (Six seasons)

- ship (15) or National Invitation Tournament (4) berths.
- Rutgers concluded its season 75th in the KenPom ratings, the program's best rank since concluding its 2005-06 campaign at No. 71.
- With wins over No. 16 Ohio State and at No. 22 Iowa, the Scarlet Knights earned victories over two ranked league opponents for the first time since 2007-08.
- Rutgers had five sell-outs at the RAC, its most since 2004-05 (7) and average attendance improved 31.1%.
- Welcomed a four-recruit signing class that included multiple four-star players for the first time at Rutgers since 2008.

The 2017-18 Season

- Rutgers advanced to the Big Ten Conference quarterfinals at Madison Square Garden via wins over Minnesota and five-time national champion Indiana. It marked the first time RU won two conference tournament games since 1998.
- Despite playing the second toughest conference schedule in the Big Ten according to Ken Pom analysis for the second straight year, Rutgers ranked 17th nationally in both scoring defense (64.8) and offensive rebounding (13.15), while placing 27th in 3-point FG% defense (27.0).
- The Scarlet Knights ranked among the top three in the Big Ten in eight statistical categories, including leading the league in offensive rebounding and 3-point FG% defense. RU accomplished these improvements while playing 10 games against programs that advanced to the round of 32 in the NCAA Tournament.
- Defeated No. 15 Seton Hall 71-65 before 8,318 fans at the RAC on Dec. 16, 2017 in the annual Garden State Hardwood Classic. Rutgers was honored as the NABC D-I National Team of the Week for its win over the Pirates.
- Rutgers enjoyed multiple home sell-outs at the RAC in the same season for the first time since 2011. The 8,325 attendance vs. Purdue (Feb. 3, 2108) was the largest at the RAC in 15 years.

The 2016-17 Season

- Began tenure with a 9-1 start, the best head-coaching debut in Rutgers men's basketball history.
- The Scarlet Knights more than doubled their overall win total, while tripling their conference victory total.
- Rutgers achieved a plus-117 rank improvement in RPI, as well as major NCAA ranking improvements in rebound margin (+299), scoring defense (+272), three point FG defense (+247), offensive rebounds (+244), rebounds (+232), field goal percentage defense (+226) and blocks (+114).
- The Scarlet Knights ranked among the top 100 in 10 NCAA statistical categories, including among the top 50 in seven, after ranking among the top 150 in just two statistical categories in 2015-16.
- Posted an undefeated home mark in non-conference play and jumped-out to a 6-0 record, the sixth-best undefeated start in the 110-year history of the program.
- Played 17 games, 52% of its schedule, against programs that earned NCAA (13) or NIT (4) bids.
- Rutgers out-rebounded opponents in 11 of 18 conference games, after winning the boards in just three league contests the prior year.
- Ten Big Ten games were decided in single digits after suffering 15 conference losses by double digits in 2015-16.
- In the Classroom and Community:
- The program earned a 3.537 GPA in the spring semester, the highest ever
- The team GPA for the 2019-20 academic year was 3.237
- 100% of the roster earned a 3.0 in the 2020 spring semester, with nine posting a 3.5 or better, and 11 student-athletes holding a cumulative GPA of 3.0 or better.
- In the NCAA Graduate Success Rate (GSR) report, the team achieved a score of 80. The score ranked seventh among Big Ten Conference programs and was 60 points ahead of the national average.
- The team's Academic Progress Rate (APR) score was 984, which ranked fifth among Big Ten programs.

- Program has maintained 100% team participation in Rutgers Leadership Development community service initiatives during his tenure.
- The team has sponsored charity exhibitions, hosted youth clinics, volunteered at Elijah's Promise Soup Kitchen in New Brunswick, participated in the SAAC Holiday Toy Giveaway, visited children at RWJBarnabas Health facilities around the state and participates annually in the Tunnel to Towers 5K Run.

Prior to Rutgers:

- Led Stony Brook to six postseason appearances over seven years and was the 2016 America East Conference Coach of the Year.
- During his tenure, the Seawolves won four America East regular season championships, achieved 22 or more victories on six occasions and captured five conference player of the year awards.
- A four-time America East Coach of the Year, compiled a 119-48 (.713) record over his final five seasons at Stony Brook.
- Served as an assistant at George Washington under Karl Hobbs from 2001-05. In 2004-05, the Colonials earned 22 wins, their most since 1997-98 and the second most in 50 years, en route to a top 20 ranking. The team won its first Atlantic 10 title, earning an automatic NCAA Tournament bid.
- Prior to GW, served as an assistant at Central Connecticut State (1997-01) which, before his arrival, had never posted a winning season at the Division I level. During his tenure at CCSU, the Blue Devils notched an 81-63 (.563) record, including a 25-6 mark in 1999-2000 and a bid to the 2000 NCAA tournament. It marked the school's first NCAA berth.
- After one season with the New Haven Skyhawks of the USBL (1992), spent three years as an assistant at Yale (1992-95). Moved on to take over as interim head coach at Wesleyan, a Division III school in Middletown, Conn. for one year.
- Began his coaching career at UConn in 1991-92 with a roster that featured future NBA players Donyell Marshall, Chris Smith, Scott Burrell, Donny Marshall and Kevin Ollie.

Personally

- Pikiell (52) and his wife Kate are the proud parents of four children: Brooke (21), John Patrick (19), Olivia (17) and Kevin (14). Brooke is a senior in the Big Ten on the Northwestern women's basketball team. John Patrick attends Rutgers. Olivia will play lacrosse at the University of North Carolina.
- A 1990 graduate of Connecticut with a bachelor's degree in finance.
- One of nine children who grew up with three brothers and five sisters. As a player:
- Was a four-year letterwinner and two-time team captain at Connecticut from 1987-91 under head coach Jim Calhoun. After placing ninth in the Big East with a 4-12 record his freshman season, UConn won its first Big East title and advanced to the Elite Eight and Sweet 16 during the two years he captained the Huskies.
- As a senior, helped No. 11 seeded UConn to a 79-62 win over Shaquille O'Neal and No. 6 seed LSU in the round of 64. Played in 106 career games and averaged 8.2 points a game.
- Was the recipient of the UConn Club Senior Athlete Award for outstanding contributions to UConn Athletics.
- Enjoyed a storied career at St. Paul Catholic High School. A three-time all-state selection, he had his No. 21 jersey retired by the school and ranks among its all-time leaders in points, assists and steals.
- Was inducted into Bristol's Hall of Fame in 2006.

Rutgers Big Ten Game Records
(since 2014-15)

INDIVIDUAL

Points

1. 39.....Sanders, Corey; Illinois; 2/3/16 (30T) (FR)
2. 31.....Harper Jr., Ron; at ...Maryland 1/15/211
- 31.....Sanders, Corey; Purdue; 2/3/18
- 31.....Mulcahy, Paul; Northwestern; 2/1/22
3. 30.....Sanders, Corey; Northwestern; 2/13/18 (OT)
- 30.....Harper Jr., Ron; No. 1 Purdue; 12/9/21
5. 29.....Harper Jr., Ron; at Iowa; 1/22/20
- 29.....Harper Jr., Ron; vs. Nebraska; 1/8/22
6. 28.....Sanders, Corey; at Nebraska; 2/6/16 (FR)
- 28.....Sanders, Corey; vs Indiana; 3/1/18 (B1G)
- 28.....Harper Jr., Ron; vs. Illinois; 12/20/20
9. 27.....Harper Jr., Ron; at Iowa; 3/2/19 (FR)
- 27.....Harper Jr., Ron; vs. Illinois; 2/15/20
- 27.....Harper Jr., Ron; at Maryland; 12/14/20
- 27.....Baker, Geo; vs. Michigan; 1/4/22
12. 26.....Mack, Myles; at Minnesota; 1/17/15
13. 25.....Baker, Geo; vs Purdue; 3/2/18 (B1G) (FR)
- 25.....McConnell, Caleb; at Illinois; 2/9/19 (OT) (FR)
- 25.....Baker, Geo; vs Northwestern; 2/9/20 (OT)
- 25.....Mathis, Montez; vs. Purdue; 12/29/20
- 25.....Baker, Geo; at Minnesota; 1/22/22
- 25.....Baker, Geo; vs. Ohio State; 2/9/22

Field Goals

1. 14.....Sanders, Corey; Illinois; 2/3/2016 (30T)
2. 13.....Sanders, Corey; Purdue; 2/3/18
3. 12.....Sanders, Corey; at Nebraska; 2/6/16 (FR)
- 12.....Sanders, Corey; vs Indiana; 3/1/18 (B1G)
5. 11.....Sanders, Corey; Northwestern; 2/13/18 (OT)
- 11.....Sanders, Corey; vs Purdue; 3/2/18 (B1G)
- 11.....Harper Jr., Ron; vs. Illinois; 2/15/20
8. 10.....Numerous players

Field Goals Attempted

1. 33.....Sanders, Corey; Illinois; 2/3/16 (30T) (FR)
2. 27.....Sanders, Corey; Purdue; 2/3/18
3. 23.....Sanders, Corey; at Michigan St.; 1/10/18 (OT)
4. 22.....Sanders, Corey; Northwestern; 2/13/18 (OT)
5. 20.....Baker, Geo; vs Purdue; 3/2/18 (B1G) (FR)
- 20.....Sanders, Corey; at Nebraska; 2/6/16 (FR)
- 20.....Sanders, Corey; Purdue; 1/18/16 (FR)
- 20.....Sanders, Corey; vs Minnesota 2/28/18 (B1G)
- 20.....Sanders, Corey; vs Indiana; 3/1/18 (B1G)
- 20.....Sanders, Corey; vs Purdue; 3/2/18 (B1G)
- 20.....Harper Jr., Ron; at Ohio State; 12/23/20

Field Goal Percentage (8 made)

1. 100.0.....McConnell, Caleb; at Neb. 1/3/20 (8-8)
2. 80.0.....McConnell, Caleb; at Illinois; 2/9/19 (8-10) (OT) (FR)
3. 78.5.....Harper Jr., Ron; vs. Illinois; 2/15/20
4. 76.9.....Mulcahy, Paul; Northwestern; 2/1/22
5. 75.0.....Paul Mulcahy, at Maryland; 1/15/22
6. 71.4.....Harper Jr., Ron; at Iowa; 1/22/20 (10-14)
7. 69.2.....Harper Jr., Ron; at Iowa; 3/2/19 (9-13) (FR)
8. 66.7.....Jack, Kadeem; at Penn State; 1/24/15 (8-12)
- 66.7.....Harper Jr., Ron; vs Indiana; 2/24/21 (8-12)
- 66.7.....Harper Jr., Ron; No. 1 Purdue; 12/9/21 (10-15)
9. 64.3.....Laurent, Jonathan; Illinois; 2/3/16 (9-14) (FR)
10. 64.2.....Omoruyi, Clifford Northwestern; 2/1/22
11. 62.5.....Jack, Kadeem; at Michigan; 3/7/15 (10-16)
12. 61.5.....Jack, Kadeem; Wisconsin; 1/11/15 (8-13)
- 61.5.....Ron Harper Jr.; vs. Nebraska; 1/8/22(8-13)

3-Point FGs

1. 7.....Baker, Geo; at Minnesota; 1/22/22
2. 6.....2x last Harper Jr. Ron, at Maryland; 1/15/22
3. 5.....Harper Jr., Ron; vs. Illinois; 2/15/20
- 5.....Harper Jr., Ron; at Maryland; 12/14/20
- 5.....Harper Jr., Ron; vs. Illinois; 12/20/20

- 5Johnson, Nigel; vs. Northwestern; 3/9/17 (B1G)
- 5.....Mathis, Montez; vs. Purdue; 12/29/20
- 5.....Harper Jr., Ron; No. 1 Purdue; 12/9/21
- 5.....Harper Jr., Ron; vs. Michigan; 1/4/22

3-Point FGs Attempted

1. 14.....Baker, Geo; at Minnesota; 1/22/22
- 11.....Sanders, Corey; Illinois; 2/3/16 (FR) (30T)
- 11.....Baker, Geo; vs Indiana; 2/24/21
3. 10.....Mack, Myles; at Maryland; 1/14/15
- 10.....Harper Jr., Ron; at Ohio State; 12/23/20
- 10.....Harper Jr., Ron; No. 1 Purdue; 12/9/21

Free Throws

1. 12.....Harper Jr., Ron; vs. Penn State; 1/7/20
- 12.....McConnell, Caleb; vs. Purdue; 1/28/20
3. 10.....Harper Jr., Ron; vs. Nebraska; 1/8/22
4. 9.....Sanders, Corey; Illinois; 2/3/16 (FR) (30T)
- 9.....Omoruyi, Eugene; Penn State; 3/6/19
- 9.....Mulcahy, Paul; Northwestern; 2/1/22
5. 8.....Baker, Geo; Indiana; 1/30/19
- 8.....Grier, Omari; at Ohio State 1/13/16
- 8.....Mack, Myles; at Minnesota; 1/17/15
- 8.....Mack, Myles; at Purdue; 2/26/15
- 8.....Omoruyi, Eugene; at Indiana; 3/10/19
- 8.....Yeboah, Akwasi; vs Northwestern; 2/9/20 (OT)
11. 7.....Daniels, Bishop; at Purdue; 2/26/15
- 7.....Omoruyi, Eugene; at Penn State; 1/26/19
- 7.....Freeman, Deshawn; Indiana; 2/5/18
- 7.....Freeman, Deshawn; Michigan St.; 12/5/17
- 7.....Freeman, Deshawn; vs Minnesota; 2/28/18
- 7.....Williams, Mike; Nebraska; 1/9/16
- 7.....Young, Jacob; at Ohio State; 12/23/20

Free Throws Attempted

1. 13.....Sanders, Corey; Illinois; 2/3/216 (FR) (30T)
2. 12.....Sanders, Corey; Illinois; 2/25/18
- 12.....Harper Jr., Ron; Penn State; 1/7/20
- 12.....McConnell, Caleb; vs. Purdue; 1/28/20
4. 11.....Omoruyi, Eugene; Penn State; 3/6/19
- 11.....Omoruyi, Eugene; at Indiana; 3/10/19
- 11.....Mulcahy, Paul; Northwestern; 2/1/22
6. 10.....Daniels, Bishop; at Purdue; 2/26/15
- 10.....Mathis, Montez; Northwestern; 1/18/19 (FR)
- 10.....Mathis, Montez; Nebraska; 1/21/19 (FR)
- 10.....Harper Jr., Ron; vs. Nebraska; 1/8/22

Free Throw Percentage (7 made)

1. 100.0.....Harper Jr., Ron; Penn State; 1/7/20 (12-12)
- 100.0.....Baker, Geo; Indiana; 1/30/19 (8-8)
- 100.0.....Grier, Omari; at Ohio State; 1/13/16 (8-8)
- 100.0.....Williams, Mike; Nebraska; 1/9/16 (7-7)
- 100.0.....Harper Jr., Ron; Nebraska; 1/8/22 (10-10)

Rebounds

1. 16.....Jack, Kadeem; Maryland; 3/3/15
- 16.....Lewis, Greg; Illinois; 2/3/16 (30T)
- 16.....Johnson, Myles; at Maryland; 12/14/20
4. 14.....Myles Johnson; at Nebraska; 1/3/20
- 14.....Johnson, Myles; vs Michigan State; 1/28/21
- 14 Johnson, Myles; vs Northwestern; 2/13/21
- 14.....Omoruyi, Cliff; vs. Iowa; 1/19/22
8. 13.....Johnson, Myles; Illinois; 12/20/20
- 13.....Johnson, Myles; Indiana; 3/11/21
- 13.....Omoruyi, Cliff; Maryland; 1/25/22
11. 12.....Foreman, D.J.; at Michigan State; 1/31/16
- 12.....Freeman, Deshawn; at Minnesota; 12/3/17
- 12.....McConnell, Caleb; Minnesota; 1/19/20
- 12.....Johnson, Myles; vs. Wisconsin; 1/15/21
- 12.....Harper Jr., Ron; at Indiana 1/24/21
- 12.....Johnson, Myles; vs. Minnesota; 2/4/21
- 12.....Omoruyi Cliff; vs. Michigan; 1/4/22
- 12.....Omoruyi Cliff; at Penn State; 1/11/22

Assists

1. 12.....Mulcahy, Paul; Michigan State; 2/5/22
- 12.....Sanders, Corey; Illinois; 2/3/16 (FR) (30T)
- 10.....Baker, Geo; vs Indiana; 2/24/21
2. 9.....Sanders, Corey; Iowa; 1/21/16 (FR)
- 9.....Baker, Geo; at Iowa; 3/2/19
- 9.....Mulcahy, Paul; at Minnesota; 1/22/22
5. 8.....Mack, Myles; at Minnesota; 1/17/15
- 8.....Mack Myles; at Indiana; 1/31/15
- 8.....Sanders, Corey; Iowa; 1/17/18
- 8.....Mulcahy, Paul; No. 1 Purdue; 12/9/21
9. 7.....Daniels, Bishop; at Illinois; 2/16/16
- 7.....Baker, Geo; vs. Illinois; 2/15/20
- 7.....Young, Jacob; vs Indiana; 2/24/21
- 7.....Geo Baker; vs. Indiana; 3/11/21 B1G
- 7.....Baker, Geo; vs. Michigan; 1/4/22
- 7.....Geo Baker, at Maryland; 1/15/22
- 7.....Mulcahy, Paul; vs. Iowa; 1/19/22
- 7.....Mulcahy, Paul; vs. Maryland; 1/25/22
- 7.....Mulcahy, Paul; Northwestern; 2/1/22

Steals

1. 5.....Daniels, Bishop; Indiana; 12/30/15
- 5.....Freeman, Deshawn; vs Indiana; 3/1/18
- 5.....Baker, Geo; vs. Iowa; 2/16/19
- 5.....Baker, Geo; vs Michigan State; 1/28/21
3. 4.....Young, Jacob; at Michigan; 2/1/20
- 4.....Baker, Geo; Iowa; 1/17/18 (FR)
- 4.....McConnell, Caleb; at Ohio St.; 2/2/19 (FR)
- 4.....Etou, Junior; Ohio State; 2/8/15
- 4.....Freeman, Deshawn; at Purdue; 1/3/18
- 4.....Mack, Myles; vs Minnesota; 3/11/15
- 4.....Sanders, Corey; at Michigan; 1/27/16 (FR)
- 4.....Sanders, Corey; at Illinois; 1/30/18
- 4.....Williams, Mike; Ohio State; 2/13/16
- 4.....Baker, Geo; Nebraska; 1/29/22
- 4.....Mulcahy, Paul; Nebraska; 1/29/22
- 4.....Mulcahy, Paul; Northwestern; 2/1/22
- 4.....McConnell, Caleb; Michigan State; 2/5/22
- 4.....McConnell, Caleb; Ohio State; 2/9/22

Blocks

1. 7.....Johnson, Myles; vs Indiana; 2/24/21
2. 5.....Johnson, Myles; vs. Nebraska; 1/25/20
- 5.....Johnson, Myles; at Indiana 1/24/21
- 5.....Johnson, Myles; vs Mich. State; 1/28/21
5. 4.....Johnson, Myles; vs Northwestern; 2/13/21
- 4.....Johnson, Myles; at Nebraska; 3/1/21
- 4.....Omoruyi, Cliff; Nebraska; 1/29/22

TEAM

Points

1. 101.....Illinois; 2/3/16 (30T)
2. 93.....vs. Nebraska; 1/8/22
3. 91.....Illinois; 12/20/20
4. 94.....at Illinois; 2/9/19 (OT)
5. 86.....at Iowa; 3/2/19
6. 85.....at Purdue; 2/26/15
7. 84.....Michigan State; 2/5/22
8. 81.....vs. Purdue; 12/29/20
9. 80.....at Minnesota; 1/17/15
- 80.....Iowa; 1/17/18
- 80.....at Iowa; 1/22/20

Field Goals

1. 39.....Illinois; 2/3/16 (30T)
2. 37.....at Illinois; 2/9/19 (OT)
3. 35.....vs. Nebraska; 1/8/22
4. 34.....at Nebraska; 1/3/19
5. 32.....vs Purdue; 3/2/18 (B1G)
- 32.....Michigan State; 2/5/22



FGs Attempted

1.	85	Illinois; 2/3/16 (3OT)
2.	83	at Michigan; 2/1/20
3.	74	at Minnesota; 12/3/17
4.	73	at Illinois; 2/9/19 (OT)
5.	71	Iowa; 1/2/21

Field Goal Percentage (20 made)

1.	61.5	Michigan State; 2/5/22 (32-52)
2.	58.3	vs. Nebraska; 1/8/22 (35-60)
3.	58.0	vs. Indiana; 3/1/18 (29-50) (B1G)
4.	54.0	at Nebraska; 1/3/19
5.	54.3	Wisconsin; 1/11/15 (25-46)
6.	53.7	Iowa; 1/17/18 (29-54)
7.	53.2	Ohio State; 2/5/22 (25-47)
7.	53.1	vs. Minnesota; 2/4/21 (26-49)
8.	52.6	at Michigan; 3/7/15 (30-57)
9.	52.1	vs. No. 1 Purdue; 12/9/21 (25-48)
10.	50.9	at Indiana; 1/24/21 (27-53)

Three-Point Field Goal Percentage (5 made)

1.	71.4	vs. Minnesota; 2/23/16 (5-7)
2.	62.5	vs. Wisconsin; 1/5/18 (5-8)
3.	55.8	Nebraska; 1/8/22 (10-18)
4.	53.3	vs. Minnesota; 3/5/16 (8-15)
5.	52.4	vs. Purdue; 12/29/20
6.	50.0	at Purdue; 3/7/20 (9-18)
	50.0	vs. Purdue; 2/3/18 (6-12)
	50.0	vs. No. 1 Purdue; 12/9/21 (7-14)
9.	47.8	vs. Iowa; 2/16/19 (11-23)
10.	47.8	vs. Michigan 1/4/22(11-23)

3-Point FGs

1.	11	at Iowa; 3/2/19
	11	vs. Purdue; 12/29/20
	11	vs. Indiana; 2/24/21
	11	vs. Michigan 1/4/22
5.	10	at Ohio State; 12/23/20
	10	vs. Nebraska; 1/8/22
	10	at Maryland; 1/15/22
6.	9	at Purdue; 3/7/20
	9	at Ohio State; 2/12/20
	9	at Maryland; 12/14/20
	9	Iowa; 1/2/21
10.	8	Illinois; 2/3/16 (3OT)
	8	Michigan State; 11/30/18
	8	Illinois; 12/20/20
	8	at Indiana 1/24/21
	8	vs. Maryland 1/25/22

3-Point FGs Attempted

1.	28	at Iowa; 2/10/21
	28	vs. Indiana; 2/24/21
2.	27	at Minnesota; 1/22/22
3.	26	Michigan State; 11/30/18
4.	25	Illinois; 2/3/16 (3OT)
	25	at Ohio State; 12/23/20

Free Throws

1.	34	vs. Northwestern; 2/9/20 (OT)
2.	28	at Purdue; 2/26/15
3.	25	vs. Purdue; 1/28/20
4.	23	at Indiana; 3/10/19
5.	22	Penn State; 1/7/20
	22	at Maryland; 1/15/22
	22	Nort.....hwestern; 2/1/22
6.	21	Illinois; 2/25/18
7.	20	Nebraska; 1/9/16

Free Throws Attempted

1.	36	vs. Purdue; 1/28/20
2.	34	at Purdue; 2/26/15

3.	31	Illinois; 2/25/18
4.	30	at Indiana; 3/10/19
5.	29	Penn State; 1/7/20
6.	28	Penn State; 1/3/15
	28	Nebraska; 1/9/16
	28	at Ohio State; 1/13/16

Free Throw Percentage (10 made)

1.	92.9	vs. Nebraska; 1/8/22
2.	91.2	vs. Illinois; 2/15/20
3.	90.9	vs. Indiana; 12/30/15 (10-11)
4.	87.5	vs. Northwestern; 2/13/21 (14-16)
5.	86.7	at Michigan State; 1/10/18 (13-15) (OT)

Rebounds

1.	52	Illinois; 2/3/2016 (3OT)
2.	51	at Michigan 2/1/20
3.	50	vs. Wisconsin 1/15/21
4.	49	vs. Minnesota; 2/28/18 (B1G)
	49	vs. Iowa; 1/19/22
	49	Northwestern; 2/9/20 (OT)
6.	48	at Nebraska; 1/3/19
7.	45	Indiana; 1/30/19
	45	Michigan State; 12/5/17
	45	Penn State; 3/6/19
	45	Minnesota; 1/19/20

Assists

1.	23	vs. Nebraska; 1/8/22
2.	22	vs. Indiana; 2/24/21
	22	Michigan State; 2/5/22
4.	19	Iowa; 1/2/21
5.	18	at Iowa; 2/10/21
	18	Illinois; 2/3/16 (3OT)
	18	Iowa; 1/17/18
	18	Nebraska; 3/13/19 (B1G)
	18	at Maryland; 12/14/20
	18	at Penn State; 1/21/21
	18	vs. No. 1 Purdue; 12/9/21
8.	17	at Iowa; 1/22/20
	17	Iowa; 1/21/16
	17	at Illinois; 2/9/19 (OT)
	17	vs. Maryland; 3/3/20
	17	at Minnesota; 1/22/22
	17	vs. Maryland 1/25/22

Steals

1.	14	Indiana; 12/30/15
	14	vs. Michigan State; 1/28/21
3.	13	at Michigan State; 1/5/21
4.	11	Iowa; 1/2/21
	11	Northwestern; 2/1/22
5.	10	at Illinois; 1/30/18
	10	Ohio State; 2/13/16
	10	Iowa; 2/16/19
	10	at Penn State; 2/26/20
	10	vs. Michigan; 1/4/22
	10	Nebraska; 1/29/22

Blocks

1.	10	vs. Indiana; 2/24/21
	10	vs. Iowa; 1/19/22
	10	Nebraska; 1/29/22
2.	9	Penn State; 1/7/20
	9	Ohio State; 2/9/22
4.	8	Penn State; 1/3/15
	8	at Minnesota; 12/3/17
	8	Penn State; 3/6/19
	8	Illinois; 12/20/20
	8	Iowa; 1/2/21
	8	vs. Northwestern; 2/13/21
	8	at Maryland; 1/15/22

Fewest Turnovers

1.	3	at No. 3 Michigan; 2/18/21
2.	6	Wisconsin; 1/5/18
	6	vs. Purdue; 12/29/20
4.	7	Michigan State; 11/30/18
	7	Minnesota; 1/19/20
	7	vs. Maryland; 3/3/20
	7	vs. Maryland 1/25/22

Turnovers Forced

1.	23	Indiana; 12/30/15
2.	21	vs. Michigan State; 1/28/21
	21	Northwestern; 2/1/22
3	20	at Northwestern; 1/31/21
4.	18	at Michigan State; 1/5/21
	18	Purdue; 1/28/20

Fewest Points Allowed

1.	37	vs. Michigan State; 1/28/21
2.	46	Northwestern; 12/30/14
	46	vs. Iowa; 1/19/22
3.	50	Indiana; 1/15/20
	50	vs. Northwestern; 2/13/21
	50	vs. Indiana; 3/11/21 B1G
5.	51	Penn State; 1/3/15
6.	52	Minnesota; 2/23/16
7.	54	Michigan; 1/20/15
	54	Minnesota; 2/28/18 (B1G)
8.	56	at Northwestern; 2/13/19
	56	at Maryland; 2/4/20
	56	at Northwestern; 1/31/21
11.	57	vs. Illinois; 2/15/20

Field Goal Percentage Against

1.	27.9	vs. Iowa; 1/19/22
2.	28.6	at Illinois; 1/11/20
	28.6	vs. Michigan State; 1/28/21
3.	28.8	vs. Penn State; 1/3/15
4.	29.3	Nebraska; 1/29/22
5.	31.1	vs. Illinois; 2/15/20
6	31.7	vs. Indiana; 1/15/20
	31.7	vs. Nebraska. 1/3/20
8.	32.7	vs. Northwestern; 2/13/21
9.	33.3	vs. Wisconsin (MSG), 1/28/17
	33.3	at Maryland; 1/15/22
11.	33.8	at Purdue; 3/7/20
12.	34.0	at Maryland; 2/4/20

B1G - Big Ten Tournament game

FR - Freshman

RUTGERS GAME-BY-GAME STATS

Opponent	Date	Score		Total		3-Pointers		Free throws		Rebounds										
				FG-FGA	PCT	3FG-3FGA	PCT	FT-FTA	PCT	OFF	DEF	TOT	AVG	PF	A	TO	BLK	STL	PTS	AVG
Lehigh	11/10/2021	73-70	Wot	27-72	.375	1-13	.077	18-25	.720	13	28	41	41.0	14	14	11	6	14	73	73.0
Merrimack	11/13/2021	48-35	W	15-48	.313	4-14	.286	14-22	.636	13	36	49	45.0	8	12	13	7	3	48	60.5
NJIT	11/16/2021	75-61	W	28-66	.424	5-19	.263	14-21	.667	17	31	48	46.0	10	10	7	4	7	75	65.3
at DePaul	11/18/2021	70-73	L	28-63	.444	10-27	.370	4-6	.667	14	25	39	44.3	21	17	12	0	4	70	66.5
Lafayette	11/22/2021	51-53	L	16-56	.286	4-26	.154	15-23	.652	10	19	29	41.2	10	13	9	6	13	51	63.4
at Massachusetts	11/27/2021	83-85	L	34-62	.548	3-13	.231	12-15	.800	10	26	36	40.3	17	25	10	2	9	83	66.7
Clemson	11/30/2021	74-64	W	26-60	.433	7-19	.368	15-26	.577	12	28	40	40.3	16	15	7	1	4	74	67.7
at Illinois	12/03/2021	51-86	L	21-68	.309	7-17	.412	2-4	.500	13	20	33	39.4	15	14	14	2	5	51	65.6
Purdue	12/09/2021	70-68	W	25-48	.521	7-14	.500	13-18	.722	5	22	27	38.0	19	18	16	2	8	70	66.1
at Seton Hall	12/12/2021	63-77	L	23-57	.404	4-18	.222	13-17	.765	10	23	33	37.5	17	8	15	1	6	63	65.8
Maine	12/30/2021	80-64	W	27-51	.529	10-20	.500	16-23	.696	6	25	31	36.9	12	21	10	1	9	80	67.1
Central Conn. St.	01/01/2022	79-48	W	35-70	.500	4-16	.250	5-10	.500	17	32	49	37.9	15	25	12	10	9	79	68.1
Michigan	01/04/2022	75-67	W	27-56	.482	11-23	.478	10-17	.588	8	29	37	37.8	18	20	10	3	4	75	68.6
Nebraska	01/08/2022	93-65	W	35-60	.583	10-18	.556	13-14	.929	9	28	37	37.8	17	23	13	1	9	93	70.4
at Penn St.	01/11/2022	49-66	L	19-56	.339	5-19	.263	6-12	.500	11	22	33	37.5	15	10	15	3	6	49	68.9
at Maryland	01/15/2022	70-59	W	27-56	.482	10-22	.455	6-9	.667	9	25	34	37.3	19	16	16	8	6	70	69.0
Iowa	01/19/2022	48-46	W	18-58	.310	2-13	.154	10-13	.769	11	38	49	37.9	15	13	15	10	7	48	67.8
at Minnesota	01/22/2022	65-68	L	25-54	.463	12-27	.444	3-3	1.000	12	13	25	37.2	12	17	11	3	7	65	67.6
Maryland	01/25/2022	60-68	L	22-64	.344	8-24	.333	8-10	.800	14	25	39	37.3	16	17	7	5	6	60	67.2
at Nebraska	01/29/2022	63-61	W	23-60	.383	3-19	.158	14-17	.824	8	31	39	37.4	21	10	11	10	10	63	67.0
at Northwestern	02/01/2022	78-79	Lot	26-58	.448	4-17	.235	22-27	.815	12	22	34	37.2	18	15	17	1	11	78	67.5
Michigan St.	02/05/2022	84-63	W	32-52	.615	9-20	.450	11-17	.647	10	21	31	37.0	13	22	12	4	7	84	68.3
Ohio St.	02/09/2022	66-64	W	25-47	.532	5-15	.333	11-14	.786	5	21	26	36.5	14	12	8	9	4	66	68.2
Total		1568		584-1342	.435	145-433	.335	255-363	.702	249	590	839	36.5	352	367	271	99	168	1568	68.2
Opponents		1490		528-1296	.407	184-525	.350	250-352	.710	224	568	792	34.4	356	280	295	75	134	1490	64.8

Rutgers Averages

Games Played	Points/game	FG Pct	3FG Pct	FT Pct	Rebounds/game	Assists/game	Turnovers/game	Assist/Turnover ratio	Steals/game	Blocks/game
23	68.2	43.5	33.5	70.2	36.5	16.0	11.8	1.4	7.3	4.3

OPPONENT GAME-BY-GAME STATS

Opponent	Date	Score		Total		3-Pointers		Free throws		Rebounds										
				FG-FGA	PCT	3FG-3FGA	PCT	FT-FTA	PCT	OFF	DEF	TOT	AVG	PF	A	TO	BLK	STL	PTS	AVG
Lehigh	11/10/2021	73-70	Wot	27-57	.474	5-16	.313	11-17	.647	6	37	43	43.0	23	14	22	1	4	70	70.0
Merrimack	11/13/2021	48-35	W	14-60	.233	4-26	.154	3-6	.500	12	22	34	38.5	15	6	6	5	7	35	52.5
NJIT	11/16/2021	75-61	W	21-55	.382	11-29	.379	8-11	.727	4	26	30	35.7	17	13	9	4	4	61	55.3
at DePaul	11/18/2021	70-73	L	23-54	.426	9-24	.375	18-33	.545	14	22	36	35.8	13	9	9	3	5	73	59.8
Lafayette	11/22/2021	51-53	L	19-46	.413	7-18	.389	8-11	.727	7	35	42	37.0	16	12	23	1	5	53	58.4
at Massachusetts	11/27/2021	83-85	L	24-51	.471	16-32	.500	21-27	.778	4	20	24	34.8	12	18	9	1	6	85	62.8
Clemson	11/30/2021	74-64	W	23-59	.390	4-18	.222	14-19	.737	10	29	39	35.4	22	13	9	3	3	64	63.0
at Illinois	12/03/2021	51-86	L	32-66	.485	12-33	.364	10-11	.909	13	34	47	36.9	10	19	10	6	8	86	65.9
Purdue	12/09/2021	70-68	W	25-61	.410	7-26	.269	11-16	.688	16	19	35	36.7	17	10	12	2	8	68	66.1
at Seton Hall	12/12/2021	63-77	L	27-63	.429	5-21	.238	18-22	.818	12	26	38	36.8	15	8	11	3	10	77	67.2
Maine	12/30/2021	80-64	W	24-57	.421	9-22	.409	7-8	.875	9	23	32	36.4	20	11	15	2	8	64	66.9
Central Conn. St.	01/01/2022	79-48	W	15-55	.273	6-15	.400	12-19	.632	10	21	31	35.9	14	9	17	7	7	48	65.3
Michigan	01/04/2022	75-67	W	27-59	.458	3-15	.200	10-13	.769	6	26	32	35.6	15	16	8	1	5	67	65.5
Nebraska	01/08/2022	93-65	W	26-53	.491	6-18	.333	7-12	.583	4	17	21	34.6	18	12	14	3	5	65	65.4
at Penn St.	01/11/2022	49-66	L	26-60	.433	6-18	.333	8-10	.800	13	28	41	35.0	14	10	13	2	6	66	65.5
at Maryland	01/15/2022	70-59	W	18-54	.333	6-25	.240	17-19	.895	11	22	33	34.9	14	9	14	4	8	59	65.1
Iowa	01/19/2022	48-46	W	17-61	.279	6-27	.222	6-11	.545	9	29	38	35.1	16	8	10	5	8	46	63.9
at Minnesota	01/22/2022	65-68	L	26-48	.542	13-24	.542	3-4	.750	10	17	27	34.6	11	18	15	1	5	68	64.2
Maryland	01/25/2022	60-68	L	24-53	.453	12-25	.480	8-14	.571	8	29	37	34.7	11	12	10	4	1	68	64.4
at Nebraska	01/29/2022	63-61	W	17-58	.293	6-20	.300	21-29	.724	13	31	44	35.2	18	9	15	6	4	61	64.2
at Northwestern	02/01/2022	78-79	Lot	27-57	.474	10-31	.323	15-21	.714	12	24	36	35.2	17	18	21	4	7	79	64.9
Michigan St.	02/05/2022	84-63	W	23-52	.442	11-24	.458	6-6	1.000	7	13	20	34.5	15	15	15	3	5	63	64.8
Ohio St.	02/09/2022	66-64	W	23-57	.404	10-18	.556	8-13	.615	14	18	32	34.4	13	11	8	4	5	64	64.8
Total		1490		528-1296	.407	184-525	.350	250-352	.710	224	568	792	34.4	356	280	295	75	134	1490	64.8
Rutgers		1568		584-1342	.435	145-433	.335	255-363	.702	249	590	839	36.5	352	367	271	99	168	1568	68.2

Opponents Averages

Games Played	Points/game	FG Pct	3FG Pct	FT Pct	Rebounds/game	Assists/game	Turnovers/game	Assist/Turnover ratio	Steals/game	Blocks/game
23	64.8	40.7	35.0	71.0	34.4	12.2	12.8	0.9	5.8	3.3



2021-22 Rutgers Men's Basketball
Team High/Low Analysis
All games

Page 1/4
 as of Feb 10, 2022

Rutgers - Game Highs

POINTS	93	Nebraska (01/08/2022)
	84	Michigan St. (02/05/2022)
	83	at Massachusetts (11/27/2021)
	80	Maine (12/30/2021)
	79	Central Conn. St. (01/01/2022)
FIELD GOALS MADE	35	Nebraska (01/08/2022)
	35	Central Conn. St. (01/01/2022)
FIELD GOAL ATTEMPTS	72	Lehigh (11/10/2021)
	70	Central Conn. St. (01/01/2022)
FIELD GOAL PERCENTAGE	.615 (32-52)	Michigan St. (02/05/2022)
	.583 (35-60)	Nebraska (01/08/2022)
3 PT FG MADE	12	at Minnesota (01/22/2022)
	11	Michigan (01/04/2022)
3 PT FG ATTEMPTS	27	at Minnesota (01/22/2022)
	27	at DePaul (11/18/2021)
3 PT FG PERCENTAGE	.556 (10-18)	Nebraska (01/08/2022)
	.500 (10-20)	Maine (12/30/2021)
	.500 (7-14)	Purdue (12/09/2021)
FREE THROWS MADE	22	at Northwestern (02/01/2022)
	18	Lehigh (11/10/2021)
FREE THROW ATTEMPTS	27	at Northwestern (02/01/2022)
	26	Clemson (11/30/2021)
FREE THROW PERCENTAGE	1.000 (3-3)	at Minnesota (01/22/2022)
	.929 (13-14)	Nebraska (01/08/2022)
REBOUNDS	49	Iowa (01/19/2022)
	49	Central Conn. St. (01/01/2022)
	49	Merrimack (11/13/2021)
ASSISTS	25	Central Conn. St. (01/01/2022)
	25	at Massachusetts (11/27/2021)
STEALS	14	Lehigh (11/10/2021)
	13	Lafayette (11/22/2021)
BLOCKED SHOTS	10	at Nebraska (01/29/2022)
	10	Iowa (01/19/2022)
	10	Central Conn. St. (01/01/2022)
TURNOVERS	17	at Northwestern (02/01/2022)
	16	at Maryland (01/15/2022)
	16	Purdue (12/09/2021)
FOULS	21	at Nebraska (01/29/2022)
	21	at DePaul (11/18/2021)



2021-22 Rutgers Men's Basketball Combined Team Statistics In Conference games

Page 1/1
as of Feb 10, 2022

Game Records

Record	Overall	Home	Away	Neutral
ALL GAMES	8-5	6-1	2-4	0-0
CONFERENCE	8-5	6-1	2-4	0-0
NON-CONFERENCE	0-0	0-0	0-0	0-0

Score by Periods

Team	1st	2nd	OT	TOT
Rutgers	393	471	8	872
Opponents	443	408	9	860

Team Box Score

No.	Player				Total		3-Point		F-Throw		Rebounds													
		GP-GS	MIN	AVG	FG-FGA	FG%	3FG-3FGA	3FG%	FT-FTA	FT%	OFF	DEF	TOT	AVG	PF	DQ	A	TO	BLK	STL	PTS	AVG		
24	HARPER JR., Ron	13-13	449:08	34.5	67-157	.427	31-69	.449	46-52	.885	15	51	66	5.1	26	0	18	23	6	12	211	16.2		
0	BAKER, Geo	11-11	387:06	35.2	55-136	.404	22-73	.301	15-19	.789	4	27	31	2.8	16	0	45	12	9	13	147	13.4		
11	OMORUYI, Clifford	13-13	376:36	29.0	58-100	.580	0-2	.000	17-32	.531	29	71	100	7.7	29	0	3	23	24	8	133	10.2		
4	MULCAHY, Paul	13-13	419:04	32.2	47-106	.443	10-33	.303	18-22	.818	20	36	56	4.3	35	0	84	36	4	16	122	9.4		
22	MCCONNELL, Caleb	13-13	365:21	28.1	32-82	.390	9-23	.391	7-8	.875	12	51	63	4.8	38	0	30	29	7	26	80	6.2		
21	REIBER, Dean	13-0	105:55	8.1	21-37	.568	4-7	.571	4-7	.571	3	12	15	1.2	17	0	7	5	7	4	50	3.8		
5	HYATT, Aundre	13-0	142:11	10.9	16-45	.356	6-19	.316	9-15	.600	8	18	26	2.0	6	0	7	12	0	2	47	3.6		
3	MAG, Mawot	11-1	136:42	12.4	11-28	.393	4-7	.571	9-10	.900	11	13	24	2.2	12	0	4	4	1	2	35	3.2		
45	JONES, Jaden	7-1	48:37	6.9	6-18	.333	3-6	.500	0-2	.000	4	2	6	0.9	2	0	1	0	1	2	15	2.1		
1	PALMQUIST, Oskar	9-0	55:54	6.2	4-12	.333	4-9	.444	0-2	.000	3	3	6	0.7	4	0	3	3	0	0	12	1.3		
35	AGEE, Ralph	8-0	39:39	5.0	4-7	.571	0-0	.000	2-4	.500	1	2	3	0.4	6	0	1	3	1	1	10	1.3		
2	MILLER, Jalen	11-0	91:39	8.3	4-9	.444	0-0	.000	2-2	1.000	2	5	7	0.6	18	0	3	5	1	4	10	0.9		
25	TERRY, Aiden	2-0	03:03	1.5	0-0	.000	0-0	.000	0-0	.000	0	3	3	1.5	1	0	1	1	0	0	0	0.0		
55	NATHAN, Luke	3-0	04:03	1.4	0-0	.000	0-0	.000	0-0	.000	0	0	0	0.0	2	0	0	0	0	0	0	0.0		
Team											15	23	38					9						
Total		13	2625		325-737	.441	93-248	.375	129-175	.737	127	317	444	34.2	212	0	207	165	61	90	872	67.1		
Opponents		13	2625		311-739	.421	108-304	.355	130-179	.726	136	307	443	34.1	189	2	167	165	45	75	860	66.2		

Team Statistics

	RU	OPP
Scoring	872	860
Points per game	67.1	66.2
Scoring margin	+0.9	-
Field goals-att	325-737	311-739
Field goal pct	.441	.421
3 point fg-att	93-248	108-304
3-point FG pct	.375	.355
3-pt FG made per game	7.2	8.3
Free throws-att	129-175	130-179
Free throw pct	.737	.726
F-Throws made per game	9.9	10.0
Rebounds	444	443
Rebounds per game	34.2	34.1
Rebounding margin	+0.1	-
Assists	207	167
Assists per game	15.9	12.8
Turnovers	165	165
Turnovers per game	12.7	12.7
Turnover margin	0.0	-
Assist/turnover ratio	1.3	1.0
Steals	90	75
Steals per game	6.9	5.8
Blocks	61	45
Blocks per game	4.7	3.5
Winning streak	2	-
Home win streak	2	-
Attendance	48150	64160
Home games-Avg/Game	7-6879	6-10693
Neutral site-Avg/Game	-	0-0

Team Results

Date	Opponent		Score	Att.
12/03/2021	at Illinois	L	51-86	14501
12/09/2021	Purdue	W	70-68	0
01/04/2022	Michigan	W	75-67	8014
01/08/2022	Nebraska	W	93-65	8000
01/11/2022	at Penn St.	L	49-66	9063
01/15/2022	at Maryland	W	70-59	11052
01/19/2022	Iowa	W	48-46	8000
01/22/2022	at Minnesota	L	65-68	10794
01/25/2022	Maryland	L	60-68	8000
01/29/2022	at Nebraska	W	63-61	15671
02/01/2022	at Northwestern	Lot	78-79	3079
02/05/2022	Michigan St.	W	84-63	8117
02/09/2022	Ohio St.	W	66-64	8019



2021-22 Rutgers Men's Basketball Combined Team Statistics All games

Page 1/1
as of Feb 10, 2022

Game Records

Record	Overall	Home	Away	Neutral
ALL GAMES	14-9	12-2	2-7	0-0
CONFERENCE	8-5	6-1	2-4	0-0
NON-CONFERENCE	6-4	6-1	0-3	0-0

Score by Periods

Team	1st	2nd	OT	TOT
Rutgers	722	828	18	1568
Opponents	736	738	16	1490

Team Box Score

No.	Player				Total		3-Point		F-Throw		Rebounds													
		GP-GS	MIN	AVG	FG-FGA	FG%	3FG-3FGA	3FG%	FT-FTA	FT%	OFF	DEF	TOT	AVG	PF	DQ	A	TO	BLK	STL	PTS	AVG		
24	HARPER JR., Ron	23-23	772:37	33.6	115-273	.421	48-118	.407	77-98	.786	32	109	141	6.1	41	0	42	39	12	29	355	15.4		
0	BAKER, Geo	19-18	638:11	33.6	86-211	.408	38-114	.333	24-31	.774	8	37	45	2.4	25	0	79	26	11	20	234	12.3		
11	OMORUYI, Clifford	23-23	641:16	27.9	113-185	.611	0-4	.000	37-62	.597	55	126	181	7.9	50	0	8	35	29	13	263	11.4		
4	MULCAHY, Paul	23-23	722:41	31.4	75-179	.419	18-57	.316	28-35	.800	31	68	99	4.3	50	0	125	52	7	31	196	8.5		
22	MCCONNELL, Caleb	23-22	638:37	27.8	55-149	.369	11-40	.275	28-41	.683	24	92	116	5.0	59	0	52	40	10	50	149	6.5		
5	HYATT, Aundre	23-1	326:05	14.2	41-112	.366	10-39	.256	21-35	.600	17	48	65	2.8	21	0	19	19	7	5	113	4.9		
45	JONES, Jaden	17-3	172:56	10.2	24-66	.364	7-30	.233	7-10	.700	11	9	20	1.2	7	0	3	2	2	2	62	3.6		
3	MAG, Mawot	20-2	248:48	12.4	25-63	.397	4-12	.333	14-18	.778	22	21	43	2.2	27	0	11	12	5	5	68	3.4		
21	REIBER, Dean	19-0	139:06	7.3	24-45	.533	4-7	.571	4-9	.444	6	17	23	1.2	23	0	9	9	11	4	56	2.9		
35	AGEE, Ralph	15-0	117:27	7.8	12-23	.522	0-0	.000	9-14	.643	9	7	16	1.1	12	0	4	9	2	2	33	2.2		
1	PALMQUIST, Oskar	14-0	86:54	6.2	7-17	.412	5-11	.455	3-6	.500	5	4	9	0.6	10	0	6	3	0	2	22	1.6		
2	MILLER, Jalen	15-0	129:41	8.6	6-16	.375	0-1	.000	3-4	.750	3	7	10	0.7	23	0	6	7	2	5	15	1.0		
55	NATHAN, Luke	4-0	10:22	2.6	1-3	.333	0-0	.000	0-0	.000	1	1	2	0.5	3	0	2	1	1	0	2	0.5		
25	TERRY, Aiden	3-0	05:18	1.8	0-0	.000	0-0	.000	0-0	.000	0	4	4	1.3	1	0	1	3	0	0	0	0.0		
Team											25	40	65					14						
Total		23	4650		584-1342	.435	145-433	.335	255-363	.702	249	590	839	36.5	352	0	367	271	99	168	1568	68.2		
Opponents		23	4650		528-1296	.407	184-525	.350	250-352	.710	224	568	792	34.4	356	3	280	295	75	134	1490	64.8		

Team Statistics

	RU	OPP
Scoring	1568	1490
Points per game	68.2	64.8
Scoring margin	+3.4	-
Field goals-att	584-1342	528-1296
Field goal pct	.435	.407
3 point fg-att	145-433	184-525
3-point FG pct	.335	.350
3-pt FG made per game	6.3	8.0
Free throws-att	255-363	250-352
Free throw pct	.702	.710
F-Throws made per game	11.1	10.9
Rebounds	839	792
Rebounds per game	36.5	34.4
Rebounding margin	+2.0	-
Assists	367	280
Assists per game	16.0	12.2
Turnovers	271	295
Turnovers per game	11.8	12.8
Turnover margin	+1.0	-
Assist/turnover ratio	1.4	0.9
Steals	168	134
Steals per game	7.3	5.8
Blocks	99	75
Blocks per game	4.3	3.3
Winning streak	2	-
Home win streak	2	-
Attendance	103644	80491
Home games-Avg/Game	14-7403	9-8943
Neutral site-Avg/Game	-	0-0

Team Results

Date	Opponent		Score	Att.
11/10/2021	Lehigh	Wot	73-70	8000
11/13/2021	Merrimack	W	48-35	8000
11/16/2021	NJIT	W	75-61	8009
11/18/2021	at DePaul	L	70-73	2844
11/22/2021	Lafayette	L	51-53	8017
11/27/2021	at Massachusetts	L	83-85	1881
11/30/2021	Clemson	W	74-64	8050
12/03/2021	at Illinois	L	51-86	14501
12/09/2021	Purdue	W	70-68	0
12/12/2021	at Seton Hall	L	63-77	11606
12/30/2021	Maine	W	80-64	7638
01/01/2022	Central Conn. St.	W	79-48	7780
01/04/2022	Michigan	W	75-67	8014
01/08/2022	Nebraska	W	93-65	8000
01/11/2022	at Penn St.	L	49-66	9063
01/15/2022	at Maryland	W	70-59	11052
01/19/2022	Iowa	W	48-46	8000
01/22/2022	at Minnesota	L	65-68	10794
01/25/2022	Maryland	L	60-68	8000
01/29/2022	at Nebraska	W	63-61	15671
02/01/2022	at Northwestern	Lot	78-79	3079
02/05/2022	Michigan St.	W	84-63	8117
02/09/2022	Ohio St.	W	66-64	8019