



# WISCONSIN BASKETBALL

26 NCAA TOURNAMENT APPEARANCES ■ 4 FINAL FOURS ■ 23 BIG TEN CHAMPIONSHIPS ■ 22 CONSENSUS ALL-AMERICANS

## WISCONSIN BADGERS

7-2, 1-0 BIG TEN



**Rankings (AP/Coaches):** RV/RV  
**Head Coach:** Greg Gard  
**Record at Wisconsin:** 151-80 (8th Season)  
**Overall Record:** 151-80 (8th Season)

VS.

## IOWA HAWKEYES

7-2 0-0 BIG TEN



**Rankings (AP/Coaches):** RV/24  
**Head Coach:** Fran McCaffery  
**Record at Iowa:** 249-164 (13th Season)  
**Overall Record:** 500-341 (26th Season)

SUNDAY, DEC. 11 ■ 5:30 P.M. (CT) ■ IOWA CITY, IOWA ■ CARVER-HAWKEYE ARENA ■ BIG TEN NETWORK

### BADGERS TRAVEL FOR B1G ROAD TEST IN IOWA CITY

- Coming off of a 64-59 home win over #13 Maryland on Tuesday, Wisconsin travels to Iowa for a Big Ten road test on Sunday. Tip is scheduled for 5:30 p.m. (CT) on Big Ten Network.
- Up next, Wisconsin returns home to wrap up non-conference play over the holidays, beginning with Lehigh on Dec. 15 at the Kohl Center.

### FAST BREAK FACTS

- The reigning Big Ten champions, Wisconsin opened league play on Tuesday with a 64-59 win vs. #13 Maryland. UW won its B1G opener for the 18th time in the last 20 seasons.
- Last season, Wisconsin was 13-6 away from home, including an impressive 9-2 in true road games. This year, UW is 4-1 away from home.
  - Dating back to last season, the Badgers have won each of their last 5 road games. (pg 6)
- Wisconsin always puts together a challenging non-conference schedule, and this season is no different as UW already has 5 wins over KenPom Top-100 teams, tied with UConn for the most in the nation (through games Dec. 7).
- Wisconsin and Iowa meet for the 172nd time on Sunday. The Badgers and Hawkeyes have split the last 12 meetings, as UW owns the all-time series lead at 86-85. (pg 3)
- The Badgers have built a reputation on playing (and winning) close games. Each of the last 6 games have been decided by 5 points or fewer, with Wisconsin going 4-2 in those contests.
  - Last season, Wisconsin was 12-3 in games that were decided by 5 points or fewer.
- Wisconsin is allowing opponents 59.8 ppg, which ranks 3rd in the Big Ten. (pg 6)
- Head coach **Greg Gard** earned career win No. 150 last Saturday at Marquette, becoming the 4th Wisconsin coach to reach that milestone joining Hall of Famers Walter Meanwell, Bud Foster and Bo Ryan. (pg 4)
  - The 2022 Big Ten Coach of the Year and a Naismith National Coach of the Year finalist, **Greg Gard** has led the Badgers to Big Ten titles in 2 of the last 3 seasons, plus 5 of the 6 NCAA tournaments during his tenure.
- Versatile forward **Tyler Wahl** does it all for the Badgers. A Battle 4 Atlantis All-Tournament Team honoree, Wahl leads the Badgers in points (13.9 ppg) and rebounds (6.9 rpg). He is also 3rd in steals and 3rd in assists. (pg 5)
- Freshman **Connor Essegian** has burst onto the scene averaging 10 ppg off the bench. He is tied for 1st in the Big Ten shooting 48.7% (19-39) from 3FG. He is just the 5th Badger freshman over the last 20 years to average at least 10.0 ppg through his first 9 games (pg 6).
- Sophomore point guard **Chucky Hepburn** has started all 42 games of his UW career. This season, he's averaging 12.6 ppg with a 1.4 ast-to-TO ratio. He's shooting 47.7% 3FG (21-44) - up from 34.8% 3FG last season. (pg 5)
- Junior **Steven Crowl** has been a consistent presence, averaging 9.6 ppg and ranked 2nd for UW with 6.7 rpg. The 7-footer has great vision and leads Wisconsin with 3.0 assists per game.
- Last season, Wisconsin won the Big Ten despite shooting a conference-low 30.6% 3FG. This year, UW ranks 3rd in the B1G at 37% 3FG, averaging 8.7 triples/game. (pg 5)
- Wisconsin is tied for 16th in the nation averaging 10.2 turnovers per game. Last season, the Badgers led the NCAA with 8.7 TOs/game.
- This year marks the 125th season of Wisconsin men's basketball and UW will be celebrating the history of one of the Big Ten's most successful programs all year long. (pg 7)



A 2022 Battle 4 Atlantis All-Tournament Team selection, senior forward Tyler Wahl continues to do it all for the Badgers this season, leading the team in points (13.9) and rebounds (6.9), while ranked 3rd in assists and 3rd in steals.

### WISCONSIN'S PROBABLE STARTERS

No.	Name	Pts.	Reb.	Ast.	Of Note
2	JORDAN DAVIS	6.6	4.2	0.6	Starter for first time in career; career-high 13 pts vs. Stanford
5	TYLER WAHL	13.9	6.9	1.7	Preseason All-Big Ten pick; 2023 Julius Erving Award Watch
11	MAX KLESMIT	6.4	2.9	1.7	Wofford transfer is shooting 39.1% (9-23) from 3-point range
22	STEVEN CROWL	9.6	6.7	3.0	7-footer leads UW in assists; UW 14-2 when he scores dbl figs
23	CHUCKY HEPBURN	12.6	3.7	2.6	Preseason All-Big Ten; Career 1.8 Ast-TO ratio (100-55)

### 2022-23 SCHEDULE

Nov. 7 SOUTH DAKOTA W, 85-59

#### BREW CITY BATTLE (Milwaukee, Wis.)

Nov. 11 vs. Stanford W, 60-50

Nov. 15 GREEN BAY W, 56-45

#### BATTLE 4 ATLANTIS (Paradise Island, Bahamas)

Nov. 23 vs. Dayton W, 43-42

Nov. 24 vs. Kansas [3] L, 68-69 (ot)

Nov. 25 vs. USC W, 64-59

Nov. 29 WAKE FOREST ^ L, 75-78

Dec. 3 at Marquette W, 80-77 (ot)

Dec. 6 MARYLAND [13] W, 64-59

Dec. 11 at Iowa 5:30 PM

Dec. 15 LEHIGH 6 PM

Dec. 23 GRAMBLING STATE 8 PM

Dec. 30 WESTERN MICHIGAN 7 PM

Jan. 3 MINNESOTA 8 PM

Jan. 7 at Illinois [17] 1:30/2 PM

Jan. 10 MICHIGAN STATE 6 PM

Jan. 14 at Indiana [14] NOON

Jan. 17 PENN STATE 7:30 PM

Jan. 21 at Northwestern 11 AM

Jan. 25 at Maryland [13] 6 PM

Jan. 28 ILLINOIS [17] 2 PM

Feb. 2 at Ohio State [25] 6 PM

Feb. 5 NORTHWESTERN 5:30 PM

Feb. 8 at Penn State 7:30 PM

Feb. 11 at Nebraska 3 PM

Feb. 14 MICHIGAN 8 PM

Feb. 18 RUTGERS 11 AM

Feb. 22 IOWA 8 PM

Feb. 26 at Michigan 1 PM

March 2 PURDUE [4] 8 PM

March 5 at Minnesota 6:30 PM

#### BIG TEN TOURNAMENT - Chicago, Ill.

Mar. 8-12 at United Center

#### NCAA TOURNAMENT

Mar. 16-19 Rounds 1-2

Mar. 23-26 Sweet 16 / Elite 8

April 1-3 Final Four / Championship  
Houston, Texas

All times listed Central Standard Time

^ Big Ten/ACC Challenge

Home games in **BOLD CAPS**

### FOLLOW THE #BADGERS

#### TV: BIG TEN NETWORK

App: FOX Sports | Online: foxsports.com/live

■ Play-by-Play: Jeff Levering

■ Analyst: Robbie Hummel

#### RADIO: BADGER SPORTS NETWORK

App: iHeartRadio | Sirius Satellite: SiriusXM 389

■ Play-by-Play: Matt Lepay

■ Analyst: Mike Lucas

#### SOCIAL MEDIA: #ONWISCONSIN

■ Twitter: @BadgerMBB

■ TikTok: badger\_mbb

■ Instagram: badgermbb

■ Facebook: /WisconsinMensBasketball

■ YouTube: /WisconsinBadgers

**BASKETBALL COMMUNICATIONS****GENERAL INFORMATION**

- Address: 1440 Monroe Street, Madison, WI 53711
- Website: UWBadgers.com
- Press Box Phone: (608) 262-7766

**BRANDON HARRISON**  
 ASSISTANT DIRECTOR OF BRAND  
 COMMUNICATIONS (PRIMARY)

- Phone: (608) 279-8653
- Email: bah@athletics.wisc.edu
- Twitter: @BrandonHarrison


**PATRICK HERB**  
 DIRECTOR OF COMMUNICATIONS  
 AND BRAND STRATEGY (SECONDARY)

- Phone: (608) 957-2085
- Email: pah@athletics.wisc.edu
- Twitter: @PatrickHerb

**MEDIA RESOURCES****CREDENTIAL APPLICATIONS**

- www.sportssystems.com/Wisconsin

**BIG TEN MEDIA EMAIL LIST**

- office.bigten.org/media

**WISCONSIN BASKETBALL RECORD BOOK**

- go.wisc.edu/MBBRecordBook

**WIRELESS INTERNET ACCESS (KOHL CENTER)**

- BadgerWiFi (connect and register with email address)

**LIVE STATS - STATBROADCAST (KOHL CENTER)**

- Wisconsin.StatBroadcast.com (password: buckybadger)

**OFFICIAL SOCIAL MEDIA CHANNELS**

- Twitter: @BadgerMBB
- TikTok: @badger\_mbb
- Instagram: @badgermbb
- Facebook: /WisconsinMensBasketball
- YouTube: /WisconsinBadgers

**RADIO**

Radio Station: WIBA (1310 AM)

**Play-by-Play Announcer: Matt Lepay**

Address: P.O. Box 99  
Madison, WI 53701  
Phone: 608-274-5450

**Color Analyst: Mike Lucas**

Address: 1440 Monroe St.  
Madison, WI 53711  
Phone: 608-252-6474

**Credentials:** 2022-23 men's basketball credentials must be requested online: www.sportssystems.com/Wisconsin


Contact Brandon Harrison with questions (608-279-8653). Approved credentials will be either mailed or made available at the Brand Communications Office or with the parking attendant (white vehicle) at the entrance to Lot 46 on Frances Street, one block north of the Kohl Center



**0 JAHCOBI NEATH**  
G, Sr., 6-4, 190  
Toronto, Ontario



**2 JORDAN DAVIS**  
G, Jr., 6-4, 200  
La Crosse, Wis.



**3 CONNOR ESSEGIAN**  
G, Fr., 6-4, 185  
Fort Wayne, Ind.



**4 KAMARI MCGEE**  
G, So., 6-0, 180  
Racine, Wis.



**5 TYLER WAHL**  
F, Sr., 6-9, 225  
Lakeville, Minn.




**10 ISAAC LINDSEY**  
G, So., 6-4, 185  
Mineral Point, Wis.



**11 MAX KLESMIT**  
G, Jr., 6-3, 200  
Neenah, Wis.



**12 LUKE HAERTLE**  
G, Fr., 6-3, 215  
Hartland, Wis.




**13 JUSTIN TAPHORN**  
G, Jr., 6-2, 215  
Pekin, Ill.



**14 CARTER GILMORE**  
F, Jr., 6-7, 225  
Hartland, Wis.



**15 ISAAC GARD**  
G, Fr., 6-2, 165  
Oregon, Wis.



**21 CHRIS HODGES**  
F, R-Fr., 6-9, 245  
Schaumburg, Ill.



**22 STEVEN CROWL**  
F, Jr., 7-0, 245  
Eagan, Minn.



**23 CHUCKY HEPBURN**  
G, So., 6-2, 205  
Omaha, Neb.



**30 ROSS CANDELINO**  
G, Fr., 6-5, 185  
Jacksonville, Fla.



**35 MARKUS ILVER**  
F, So., 6-8, 215  
Tallinn, Estonia



**GREG GARD**  
Head Coach  
8th season at UW



**JOE KRABbenhOFT**  
Associate Head Coach  
7th season at UW



**DEAN OLIVER**  
Assistant Coach  
6th season at UW



**SHARIF CHAMBLISS**  
Assistant Coach  
2nd season at UW

WISCONSIN BADGERS	POS	HT	WT	YR/ELIG	HOMETOWN (HS/LAST SCHOOL)	PRONUNCIATION
0 Jahcobi Neath*	G	6-4	190	Sr./Sr.	Toronto, Ontario (Wake Forest)	Juh-KOBE KNEE-th
2 Jordan Davis**	G	6-4	200	Jr./Jr.	La Crosse, Wis. (Central)	
3 Connor Essegian	G	6-4	185	Fr./Fr.	Fort Wayne, Ind. (Central Noble)	eh-SEE-jin
4 Kamari McGee	G	6-0	180	So./So.	Racine, Wis. (Racine St. Catherine's)	cuh-MAR-ee
5 Tyler Wahl***	F	6-9	225	Sr./Sr.	Lakeville, Minn. (North)	WALL
10 Isaac Lindsey*	G	6-4	185	Jr./So.	Mineral Point, Wis. (UNLV)	LIN-zee
11 Max Klesmit	G	6-3	200	Jr./Jr.	Neenah, Wis. (Neenah)	KLEZ-mitt
12 Luke Haertle	G	6-3	215	Fr./Fr.	Hartland, Wis. (Lake Country Lutheran)	(rhymes with hurdle)
13 Justin Taphorn**	G	6-5	215	Jr./Jr.	Pekin, Ill. (Pekin)	
14 Carter Gilmore**	F	6-7	225	Jr./Jr.	Hartland, Wis. (Arrowhead)	
15 Isaac Gard	G	6-2	165	So./Fr.	Oregon, Wis. (Oregon)	
21 Chris Hodges	F	6-9	245	So./Fr.	Schaumburg, Ill. (Schaumburg)	
22 Steven Crowl**	F	7-0	245	Jr./Jr.	Eagan, Minn. (Eastview)	(rhymes with growl)
23 Chucky Hepburn*	G	6-2	205	So./So.	Omaha, Neb. (Bellevue West)	
30 Ross Candelino	G	6-5	185	Fr./Fr.	Jacksonville, Fla. (Ponte Vedra)	
35 Markus Ilver*	F	6-8	215	So./So.	Tallinn, Estonia (Western Reserve Academy)	ILL-ver

## CHARTING THE BADGERS

## CAREER GAMES PLAYED

	Games	Starts	Cons. Starts
Tyler Wahl	103	62	24
Max Klesmit	59	42	9
(UW total)	9	9	9
Steven Crowl	54	42	42
Jordan Davis	50	9	9
Chucky Hepburn	42	42	42
Carter Gilmore	40	0	0
Kamari McGee	36	21	0
(UW total)	6	0	0
Jahcobi Neath	76	10	0
(UW total)	26	1	0
Markus Ilver	14	0	0
Isaac Lindsey	14	0	0
Justin Taphorn	11	0	0
Connor Essegian	9	0	0
Chris Hodges	4	0	0
Ross Candelino	1	0	0
Isaac Gard	1	0	0

## DOUBLE-DIGIT POINTS

	Career	'22-23	Cons.
Max Klesmit	35 (22-13)	3 (2-1)	0
(UW total)	3 (2-1)	3 (2-1)	0
Tyler Wahl	30 (23-7)	6 (4-2)	0
Kamari McGee	16 (2-14)	0 (0-0)	0
(UW total)	0 (0-0)	0 (0-0)	0
Chucky Hepburn	18 (16-2)	6 (5-1)	4
Steven Crowl	16 (14-2)	3 (2-1)	1
Connor Essegian	5 (3-2)	5 (3-2)	0
Jordan Davis	2 (2-0)	2 (2-0)	0

## 20-POINT SCORING GAMES

	Career	'22-23	Cons.
Max Klesmit	7 (4-3)	0 (0-0)	0
(UW total)	0 (0-0)	0 (0-0)	0
Tyler Wahl	4 (2-2)	1 (0-1)	0
Kamari McGee	5 (0-5)	0 (0-0)	0
Steven Crowl	2 (2-0)	0 (0-0)	0
Chucky Hepburn	1 (0-1)	1 (0-1)	0

## 30-POINT SCORING GAMES

	Career	'22-23	Cons.
No Active Players	--	-	-

## DOUBLE-DIGIT REBOUNDS

	Career	'22-23	Cons.
Tyler Wahl	9 (6-3)	2 (1-1)	0
Steven Crowl	2 (2-0)	1 (1-0)	0

## DOUBLE-DIGIT ASSISTS

	Career	'21-22	Cons.
No Active Players	--	--	--

## DOUBLE-DOUBLES

	Career	'22-23	Cons.
Tyler Wahl	6 (4-2)	2 (1-1)	0

## SERIES VS. IOWA

Sunday's game between Wisconsin and Iowa will mark the 172nd all-time meeting between the two programs, in a rivalry that began in 1909.

- Last season, Wisconsin broke what was a deadlocked series to regain an 86-85 all-time lead. Coincidentally, the football rivalry is also very close with UW owning a 49-45-2 lead.
- Wisconsin has just 1 player with experience at Carver-Hawkeye Arena. **Tyler Wahl** had 6p, 4r, 2a in 27 minutes in 2021 and posted 4p, 7r in 26 minutes in 2020.
- The Badgers trail 30-53 in games played in Iowa City. UW has dropped its last 2 trips to Carver-Hawkeye Arena and is looking for its first win in Iowa since Nov. 30, 2018.
- Wisconsin and Iowa have split the last 12 meetings, as UW most recently snapped a 4-game losing streak in the series with an 87-78 victory last season in Madison.
- One or both of the teams have been ranked in the AP Top 25 in each of the last 7 meetings between Iowa and Wisconsin. This year, both teams are unranked in the latest AP poll, however, the Hawkeyes are currently ranked No. 24 in the Coaches Poll.
- Wisconsin assistant coach **Dean Oliver** was a three-time, 3rd-team All-Big Ten guard at Iowa (1998-01). Oliver scored 1,561 points, and his 561 assists rank 4th in Iowa history.

## LAST TIME OUT

## WISCONSIN 64, #13 MARYLAND 59

Dec. 6 | Kohl Center | Madison, Wis.

- Wisconsin opened Big Ten play with a 64-59 win over No. 13 Maryland, handing the Terps (8-1) their first loss of the season on Tuesday.
- Tuesday marked the 400th men's basketball game in Kohl Center history, with UW posting an all-time record of 338-62 (.845).
- The Badgers won their Big Ten opener for the 18th time in the last 20 seasons.
- UW has won 3 in a row vs. Maryland, improving to 13-7 (.650) all-time against the Terps.
- Wisconsin held Maryland to just 59 points, its fewest since 55 in a loss to Indiana 12/29/22.
- UW also held MU to 38.2% FG shooting, becoming the first team to hold the Terps under 40% FG on the season.
  - Wisconsin has held 5 teams below 40% FG.
- The Badgers turned the ball over just 8 times, and are now averaging 10.2 TOs per game.
- The Badgers shot a season-high 27 free throws, going 17-for-27. UW is 64-17 under Gard when shooting at least 20 FTs.
- **Chucky Hepburn** scored a team-high 13 points (2-4 3FG), reaching double figures for the 4th straight game. **Steven Crowl** tallied 12 points, 6 rebounds and 3 assists.
- **Carter Gilmore** scored a career-high 7 points off the bench.
- **Connor Essegian** scored 8 points (2-5 3FG).

## HISTORY VS. IOWA

- Overall: UW leads, 86-85
- In Iowa City: UW trails, 30-53
- Gard vs. Iowa: 4-6
- Active Streak: UW won last 1



## LAST 25 MEETINGS (UW leads 15-10)

Date	Rank	Result	Score	Location
2/10/07	4/--	W	74-62	Madison
1/5/08	25/--	W	64-51	Madison
2/6/08	8/--	W	60-54	Iowa City
1/21/09	--/--	L+	69-73	Iowa City
2/11/09	--/--	W	69-52	Madison
3/3/10	15/--	W	67-40	Madison
2/9/11	13/--	W+	62-59	Iowa City
12/31/11	11/--	L	65-72	Madison
2/23/12	16/--	L	66-67	Iowa City
1/19/13	--/--	L	66-70	Iowa City
2/6/13	--/--	W++	74-70	Madison
1/5/14	4/22	W	75-71	Madison
2/22/14	16/15	W	79-74	Iowa City
1/20/15	6/25	W	82-50	Madison
1/31/15	5/--	W	74-63	Iowa City
2/24/16	--/8	W	67-59	Iowa City
3/2/17	22/--	L	57-59	Madison
1/23/18	--/--	L	67-85	Iowa City
11/30/18	22/14	W	72-66	Iowa City
3/7/19	21/--	W	64-45	Madison
1/27/20	--/19	L	62-68	Iowa City
2/18/21	21/11	L	62-77	Madison
3/7/21	25/5	L	73-77	Iowa City
3/12/21	--/5	L	57-62	Indianapolis
1/6/22	23/--	W	87-78	Madison

+ overtime | ++ double overtime

## LAST TIME VS. IOWA

## #23 WISCONSIN 87, IOWA 78

Jan. 6, 2022 | Kohl Center | Madison, Wis.

- Wisconsin led nearly wire-to-wire and by as many as 23 in the second half in an 87-78 win over Iowa last season at the Kohl Center.
- The Badgers posted their highest scoring output vs. the Hawkeyes since 1994 and shot 50.0% from the field.
- Wisconsin owned a 43-26 edge on the glass, including a 15-6 edge on the offensive glass.
- UW had 5 players score in double figures for the first time that season.
  - **Johnny Davis** scored a team-high 26 points, while grabbing 9 rebounds and matching a career high with 5 assists.
  - **Brad Davison** finished with 18 points, 7 rebounds. **Tyler Wahl** finished with 16 points (6-7 FGs) with 9 rebounds.
- **Steven Crowl** finished with 12 points. UW is 6-0 when Crowl scores in double figures. **Chucky Hepburn** scored 11 points.



## CHARTING THE BADGERS

## LED UW IN SCORING

	2022-23	Career
Tyler Wahl . . . . .	3 (2-1)	7 (5-2)
Chucky Hepburn . . . . .	4 (3-1)	4 (3-1)
Steven Crowl . . . . .	0 (0-0)	4 (4-0)
Jordan Davis . . . . .	1 (1-0)	1 (1-0)
Connor Essegian . . . . .	1 (1-0)	1 (1-0)

## LED UW IN REBOUNDING

	2022-23	Career
Tyler Wahl . . . . .	5 (4-1)	23 (16-7)
Steven Crowl . . . . .	4 (3-1)	9 (7-2)
Jordan Davis . . . . .	2 (2-0)	2 (2-0)
Jahcobi Neath . . . . .	0 (0-0)	1 (1-0)

## LED UW IN ASSISTS

	2022-23	Career
Chucky Hepburn . . . . .	3 (3-0)	20 (15-5)
Tyler Wahl . . . . .	2 (2-0)	15 (14-1)
Steven Crowl . . . . .	4 (3-1)	11 (8-3)
Connor Essegian . . . . .	1 (1-0)	1 (1-0)
Jahcobi Neath . . . . .	0 (0-0)	1 (1-0)

## LED UW IN MINUTES

	2022-23	Career
Tyler Wahl . . . . .	2 (2-0)	8 (5-3)
Max Klesmit . . . . .	4 (2-2)	4 (2-2)
Chucky Hepburn . . . . .	2 (2-0)	3 (3-0)
Steven Crowl . . . . .	2 (1-1)	2 (1-1)

Record in those contests in parentheses

## 2022-23 LINEUP RECORD

Hepburn, Davis, Klesmit, Wahl, Crowl . . . . . 7-2

## ACTIVE WIN/LOSS STREAKS

Overall . . . . .	Won 2
Vs. Unranked teams (AP) . . . . .	Won 1
Vs. Ranked teams (AP) . . . . .	Won 1
At Home . . . . .	Won 1
At Home vs. Big Ten . . . . .	Won 1
At Home vs. ranked Big Ten . . . . .	Won 2
At Home vs. unranked Big Ten . . . . .	Lost 1
At Home vs. non-conference . . . . .	Lost 1
At Home vs. ranked opp. . . . .	Won 2
On Road . . . . .	Won 5
On Road vs. Big Ten . . . . .	Won 4
On Road vs. ranked opp. . . . .	Won 1
On Road vs. unranked opp. . . . .	Won 10
Neutral . . . . .	Won 1
Neutral vs. ranked opp. . . . .	Lost 1
Neutral vs. unranked opp. . . . .	Won 3

## STREAK SNAPPING

The Kohl Center has earned a reputation as one of the toughest places for opponents to play and undefeated teams would attest to that.

- Since 2000, a total of 8 teams have come to the Kohl Center with a record of 8-0 or better. All but 1 have left with a loss.
- Wisconsin has won its last 6 homes games against teams with a record of 8-0 or better.

## 8-0 or Better Teams at the Kohl Center, Since 2000

Date	Opponent (Rank)	Record	Score
12/22/01	Marquette (14)	10-0	L, 73-86
1/25/05	Illinois (1)	19-0	W, 75-65
12/16/06	Pittsburgh (2)	10-0	L, 75-89
1/9/10	Purdue (4)	14-0	L, 66-73
2/12/11	Ohio State (1)	24-0	L, 67-71
1/19/19	Michigan (2)	17-0	L, 54-65
12/7/19	Indiana	8-0	L, 64-84
12/7/22	Maryland	8-0	L, 59-64

## GARD'S GUIDANCE

Now in his 8th season as head coach, **Greg Gard** has led the Badgers to Big Ten titles in two of the last three seasons and kept the program winning at a high level. In fact, Gard's resume stacks up among the Big Ten's best of the last 40 years.

- Gard became the 4th coach in Wisconsin history to win 150 career games with the Badgers' 80-77 overtime win at Marquette. He joins Hall of Famers Walter Meanwell, Bud Foster and Bo Ryan.
- With a record of 151-80 (.654), Gard is the third-fastest coach in UW annals to reach 150 wins. Only Meanwell and Ryan were faster.
- Gard's .654 win percentage ranks as the 3rd-highest in Wisconsin history.

## Best Win Pct, Wisconsin Coaches (min. 50 wins)

Coach (School, Years)	Record	Pct.
1. Bo Ryan (2002-15)	364-130	.737
2. Walter Meanwell (1912-17, '21-34)	246-99	.712
3. <b>Greg Gard (2016-present)</b>	<b>151-80</b>	<b>.654</b>
4. Dick Bennett (1996-2000)	94-68	.580
5. Bud Foster (1935-59)	265-267	.498

- With a conference record of 85-50, Gard's .629 win percentage is tied for 6th among Big Ten coaches of the last 40 years (since 1980).

## Best Win Pct, B1G Coaches w/ 50+ Wins (since 1980)

Coach (School, Years)	Record	Pct.
1. Bo Ryan, WIS (2002-15)	172-68	.717
2. Bob Knight, IND (1972-2000)	353-151	.700
3. Tom Izzo, MSU (1995-)	323-152	.680
4. Thad Matta, OSU (2005-17)	150-78	.658
5. Mark Turgeon, MD (2015-21)	90-50	.643
6. <b>Greg Gard, WIS (2016-)</b>	<b>85-50</b>	<b>.629</b>
7. Matt Painter, PUR (2005-)	194-115	.628
8. Gene Keady, PUR (1981-05)	265-169	.611

(through games played Dec. 7)

- Wisconsin's .629 win percentage during the Gard era is the 4th-highest among Big Ten teams, trailing only Purdue (.701), Michigan State (.659) and Michigan (.634).

## WINS ADD UP UNDER GARD

- With a record of 25-8 (.758) last season, UW posted its best win percentage of the Greg Gard era and equaled the 8th-most wins in school history.
- In all, Gard led teams to 4 of the top 18 winningest seasons in program history:

## Wisconsin Record Book, Single-Season Wins

1. 36	2014-15	11. 24	2002-03
2. 31	2007-08		24 2009-10
3. 30	2006-07	13. <b>23</b>	<b>2018-19</b>
	30	2013-14	23 2012-12
5. <b>27</b>	<b>2016-17</b>	15. 22	2015-16
6. 26	2011-12		22 1998-99
7. 25	2004-05		22 1999-00
8. <b>25</b>	<b>2021-22</b>	18. <b>21</b>	<b>2019-20</b>
	25 2010-11		
	25 2003-04		

- Including wins at No. 3 Purdue and over No. 8 Purdue last season, Gard has led UW to 10 top-10 wins, including 6 away from home.
- UW went 15-5 in the Big Ten last season, posting the most conference wins in the Gard era. The Badgers won 15 Big Ten games for just the 3rd time in program history. Overall, UW has won 14+ games just 5 times, and Gard-led teams are responsible for 3 of those seasons.

## Wisconsin Record Book, Big Ten Wins

	Record	Pct.	Season
1. 16-2	.889		2007-08
	16-2	.889	2014-15
3. <b>15-5</b>	<b>.750</b>		<b>2021-22</b>
4. 14-6	.700		2018-19
	14-6	.700	2019-20

- Wisconsin won at least 14 Big Ten games for the 3rd time in the last 4 seasons, the only team that can make that claim.
- Over the past 5 seasons, Wisconsin has 54 Big Ten wins, the most in the league over that span (Purdue has 53). Among major conference teams, only Virginia (56), Kansas (55) and Duke (54) have more league victories.
- During the Greg Gard era (since 2015-16), Wisconsin has the most road wins of any Big Ten team, going 42-36 (.532) in such games. Michigan State is second with 40 road wins.

## CHAMPIONSHIP DNA

- Wisconsin won a share of the 2022 Big Ten championship, the Badgers' 2nd league title in 3 seasons and the 20th in school history.
- With 2 Big Ten championships during his tenure, **Greg Gard** joins Tom Izzo (10) and Matt Painter (2) as the only active coaches with multiple Big Ten titles.
- The Badgers (20) trail only Purdue (24) and Indiana (22) for most conference titles.
- Wisconsin has won 6 Big Ten regular season titles since 2002 (02-03-08-15-20-22), matching MSU (6) for most titles during that span.

## Most Big Ten Regular Season Championships

School	B1G Titles	Since 2002	Last
1. Purdue	24	3	2019
2. Indiana	22	3	2016
3. <b>Wisconsin</b>	<b>20</b>	<b>6</b>	<b>2022</b>
Ohio State	20	5	2012
5. Illinois	18	4	2022

## BETTER BEHIND THE ARC

Last season, the Badgers won the Big Ten despite shooting a conference-low 30.6% from 3-point range. Through 9 games this season, UW has seen significant improvement in that area.

- Wisconsin ranks 3rd in the Big Ten shooting 37% (78-211) from beyond the arc.
- UW is averaging 8.7 made 3FGs per game, which ranks 3rd in the Big Ten this year.
- 5 of UW's top 6 scorers have hit at least 7 triples. A total of 11 Badgers different have made a 3-pointer this season.
- The Badgers went 12-for-27 (44.4%) from behind the arc earlier this year at Marquette, marking the 3rd time UW has hit 12 triples in a game this season.
  - Compared to last year, Wisconsin hit 12+ triples in a game just once all of last season.
- **Connor Essegian** and **Chucky Hepburn** rank 1st and 4th, respectively, in the Big Ten this season in 3-point shooting percentage - among players with at least 30 3FGs.
  - Essegian is shooting 48.7% on 19-for-39 shooting from behind the arc and Hepburn is at 47.7% on 21-for-44 shooting from deep.
  - UW hasn't had an individual shoot 45.0% or better from long range since Josh Gasser posted a mark of 45.2% (42-93) in 2012.

## CHUCKY AT THE POINT

*"Chucky brings a vision and a feel to the floor that we've only had with a few guys the 20 years I've been here...He's a natural at it."* - Greg Gard

- A Big Ten All-Freshman honoree last year, point guard **Chucky Hepburn** started every game for the Badgers in his debut campaign.
- Hepburn has been cooking over his last 4 games, averaging 18.0 points per game, while shooting a blistering 51.0% FG including 16-for-27 (.593) from 3-point range.
  - Hepburn scored a career-high 23 pts vs. Wake Forest (11/29), hitting a career-best 6 triples.
  - In a road win at Marquette, Hepburn scored 17 points on 7-10 FG shooting, including 5-6 3FG.
- A 2023 Preseason All-Big Ten pick, Hepburn has scored in double figures in 6 of the first 9 games and 18x in his career.
  - UW is 16-2 when Hepburn scores dbl figures
- On the year, Hepburn is shooting 47.7% from 3-point range, up from 34.8% 3FG a year ago.
- His 1.8 career assist-to-turnover ratio (100-55) would rank as one of the best in school history.
- Last year, Hepburn averaged 7.9 ppg, leading UW in assists (77) and was 2nd in steals (36).
  - Hepburn became just the 5th true freshman at UW to average 7.5 ppg in the last 25 years:

### Wisconsin Leading Scorers, True Freshman (since 1997)

Player (Years)	PPG	APG
1. Devin Harris (2002)	12.3	1.8
2. Brad Davison (2018)	12.1	2.5
3. Alando Tucker (2003)	12.0	1.1
4. Sam Dekker (2013)	9.6	1.3
5. <b>Chucky Hepburn (2022)</b>	<b>7.9</b>	<b>2.3</b>

- Since 2010, Hepburn trails only Josh Gasser for the best assist-to-turnover ratio by a Badger in his freshman season.

### Assist-to-Turnover Ratio in First Season (min. 30 ast)

Player (Years)	Ast	TO	Ratio
1. Josh Gasser (2010-11)	75	30	2.5
2. <b>Chucky Hepburn (2021-22)</b>	<b>77</b>	<b>39</b>	<b>1.9</b>
3. D'Mitrik Trice (2016-17)	63	37	1.7
4. Brad Davison (2017-18)	83	59	1.4

- Hepburn's heroics last year lifted UW past #8 Purdue (3/1/22), hitting a go-ahead 3-pointer with 1.5 seconds left to clinch a share of the Big Ten regular season title for Wisconsin.

## WALL-TO-WAHL PLAYER

*"This is no longer a utility player...Wahl has looked the part early of a guy that's primed to be one of the best players in the Big Ten."*

- Jon Rothstein, CBS Sports

- One of the most versatile players in college basketball, 2023 Preseason All-Big Ten selection **Tyler Wahl** does a little bit of everything — and then some — for Bucky.
- This year, Wahl was named 1 of 20 candidates in the country nominated to the 2023 Julius Erving Award Watch List, which is awarded to the best small forward in the nation.
- Facing #3 Kansas, Wahl posted his 2nd double-double of the season (6th career), matching his career-high scoring 23 points, while also posting 10 rebounds, 3 steals and 2 assists.
  - Named to the Battle 4 Atlantis All-Tournament Team, Wahl averaged 13.3 pts, 7.3 reb, 1.7 ast and 1.3 stl per game over the 3-game tourney.
- The improvement of Wahl over his four years at Wisconsin has been notable and impressive:

### Tyler Wahl Year-by-Year Improvement

Year	PPG	RPG	FG%	FT%
2019	2.6	2.6	.430	.389
2020	5.2	4.3	.436	.567
2021	11.4	5.9	<b>.516</b>	.700
2022	<b>13.9</b>	<b>6.9</b>	.391	<b>.740</b>

- Wahl made his presence known last season with an All-Tournament performance at the Maui Jim Maui Invitational in Las Vegas.
  - In 3 games, Wahl averaged 11.0 ppg (18 pts and 4 blk in championship game), plus 5.3 rpg.
- Wahl built on that confidence, scoring double figures in 17 of the final 22 games of the season. Wahl had scored in double figures just 5 times his first 2 seasons as a Badger.
  - That includes a career-high 23 points vs. Rutgers (2/12), with 3 rebs, 2 ast and 2 steals.
  - Wahl also had 20-point outings at Maryland (21 pts) and vs. #16 Ohio State (20 pts), which marked the first 20-pt games of his career.
  - Wahl led UW in scoring vs. #8 Purdue (3/1), finishing with 19 points (8-14 FG) and 5 steals.
- Last season, Wahl ranked 3rd on the team in scoring (11.4 ppg) and 2nd in rebounding (5.9 rpg). He led the team shooting 51.6% FG.
  - Wahl also led the team in steals (37) and ranked 2nd for the Badgers lead in blocks (25).

## SITUATIONAL RECORDS

	2022-23	Under Gard
Ahead at the half	7-0	123-14
Behind at the half	0-2	22-61
Tied at the half	0-0	5-5
FG% of .450 or more	2-0	80-13
FG% less than .450	5-2	70-67
Better FG% than opp.	4-0	118-13
Worse FG% than opp.	3-1	32-64
Same FG% as opp.	0-1	1-3
Opp. FG% less than 45%	6-1	117-29
3FG% of 40% or more	4-1	68-10
3FG% less than 40%	3-1	81-70
Try more than 20 3FGs	5-1	83-49
Try 20 or fewer 3FGs	2-1	67-30
Make at least 70% FT	3-2	92-36
Try at least 20 FTs	2-0	64-17
Try fewer than 20 FTs	5-2	84-62
Out-rebound opponent	3-0	89-22
Tied or out-rebounded	4-2	61-58
Same or fewer TOs than opp.	5-2	115-49
More TOs than opp.	2-0	35-31
Commit fewer than 12 TOs	5-1	116-49
Commit 12 or more TOs	2-1	35-30
Score fewer than 50 pts.	1-0	2-3
Score 50-59 points	1-0	8-32
Score 60-69 points	3-1	49-29
Score 70-79 points	0-1	52-13
Score 80-89 points	2-0	32-3
Score 90 or more pts.	0-0	7-0
Allow fewer than 50 pts.	2-0	23-1
Allow 50-59 pts.	4-0	46-7
Allow 60-69 pts.	0-1	60-28
Allow 70-79 pts.	1-1	18-30
Allow 80-89 pts.	0-0	3-13
Allow 90 or more pts.	0-0	0-1
Overtime	1-1	8-6
vs. AP Top 25 opponents	1-1	27-39
vs. AP Top 25 opp. at home	1-0	13-10
Home games	3-1	88-25
Road games	1-0	42-36
Neutral site games	3-1	22-19
Day games	3-1	49-27
Night games	4-1	101-53

### GAMES DECIDED BY

3 points or less	2-2	21-13
4-5 points	2-0	23-17
6-10 points	1-0	35-21
11-19 points	1-0	39-24
20 or more points	1-0	33-3

### TELEVISED GAMES

CBS	0-0	11-10
CBS Sports Network	0-0	0-1
FOX	0-0	3-5
FS1	2-0	14-14
ESPN	0-1	16-13
ESPN2	3-0	17-11
ESPNU	0-1	1-3
ESPN+	0-0	3-1
Big Ten Network	2-0	75-18
Big Ten Plus	0-0	4-0
TBS	0-0	1-3
TNT	0-0	2-1

## 2022-23 BIG TEN STANDINGS

Team	Conf.	Overall
Purdue (#4)	1-0	9-0
<b>Wisconsin</b>	<b>1-0</b>	<b>7-2</b>
Ohio State (#25)	1-0	7-2
Northwestern	1-0	6-2
Michigan	1-0	6-3
Rutgers	1-1	6-3
Indiana (#14)	1-1	8-1
Maryland (#13)	1-1	8-1
Michigan State	1-1	6-4
Iowa	0-0	7-2
Illinois (#17)	0-1	7-2
Penn State	0-1	6-3
Nebraska	0-1	6-4
Minnesota	0-2	4-5

RECORDS THROUGH GAMES PLAYED DEC. 8

## AP TOP 25 (WEEK 5 - 12/5/22)

Team	Record	Points
1 Houston (37)	8-0	1,502
2 Texas (14)	6-0	1,473
3 Virginia (3)	7-0	1,416
4 Purdue (8)	8-0	1,411
5 UConn	9-0	1,295
6 Kansas	8-1	1,131
7 Tennessee	7-1	1,046
8 Alabama	7-1	1,029
9 Arkansas	7-1	1,021
10 Arizona	7-1	1,013
11 Auburn	8-0	853
12 Baylor	6-2	841
13 Maryland	8-0	811
14 Indiana	7-1	759
15 Duke	8-2	745
16 Kentucky	6-2	596
17 Illinois	6-2	554
18 Gonzaga	5-3	517
19 UCLA	7-2	479
20 Iowa State	7-1	376
21 Creighton	6-3	346
22 San Diego State	6-2	265
23 Mississippi State	8-0	187
24 TCU	6-1	113
25 Ohio State	6-2	81

**Others receiving votes:** Iowa 70, Charleston 54, Miami (FL) 29, Virginia Tech 27, Arizona State 20, Utah 16, **Wisconsin 16**, UNLV 14, Texas Tech 10, West Virginia 8, Marquette 7, Xavier 6, New Mexico 3, Memphis 3, Michigan State 3, Missouri 2, North Carolina 1, Kansas State 1

## INSTANT OFFENSE ESSEGIAN

Freshman **Connor Essegian** has added instant offense to the Badgers lineup this season.

- Coming off the bench, Essegian is averaging 10.0 ppg while shooting at team-high 48.7% from 3-point range.
- Among Big Ten freshmen, Essegian is T-4th in the league for scoring this season:

## Most Points, Big Ten, Freshmen

Name (School)	PPG
1. Jett Howard (MICH)	15.3
2. Bryce Sensabaugh (OSU)	14.3
3. Fletcher Loyer (PUR)	12.4
<b>4. Connor Essegian (2022-23)</b>	<b>10.0</b>
Jayden Epps (ILL)	10.0
6. Bruce Thornton (OSU)	9.9

- Essegian has scored in double figures in 5 of the last 6 games, averaging 12.3 points per game over that stretch. In fact, the sharp shooter scored a team-high 42 points in the 3-game Battle 4 Atlantis.
- Essegian is the 5th Wisconsin freshman in the last 20 years to average 10.0+ points per game through his first 9 games:

## Most Points, First 8 Games, Freshmen (Since 2000)

Name (Year)	PPG
1. Alando Tucker (2004-05)	15.9
2. Devin Harris (2001-02)	13.4
3. Ethan Happ (2015-16)	10.8
4. Brad Davison (2017-18)	10.2
<b>5. Connor Essegian (2022-23)</b>	<b>10.0</b>

- Essegian ranks 2nd in the Big Ten in 3FG% (min. 30 3FGs), hitting 48.7% from behind the arc, going 19-for-39.
- Among freshmen, Essegian leads the nation in 3FG% at 48.7% (min. 35 3FGs).
- Essegian ranks 13th in the Big Ten averaging 2.1 triples per game.
- His shooting touch extends to the free throw line as well where he is a perfect 15-for-15. No other freshman in the NCAA is shooting 100% at the stripe with at least 15 attempts.

## DEFENSE LIVES HERE

For the better part of 30 years, Wisconsin has enjoyed one of the best defensive teams in the Big Ten and often the nation. This year's unit is showing signs of following the same trend.

- UW is allowing just 59.8 ppg, which ranks 3rd-best in the Big Ten and T-28th in the nation.
- According to KenPom.com, the Badgers rank 18th in the NCAA (4th in the Big Ten) in adjusted defensive efficiency at 90.5.
- UW has led the B1G in Scoring D in 4 of 7 years under Gard. Last season, Wisconsin ranked 2nd in the Big Ten allowing 66.0 ppg.
- UW is 68-8 under Gard when holding foes below 60 points (5-0 this season).
- Wisconsin has held all 9 of its opponents below their season scoring average, including 4 to season-low point totals.
- The Badgers have held 5 teams below 40% FG this season, most recently vs. Maryland (12/6).

## TAKING CARE OF THE ROCK

Taking care of the ball is nothing new for Wisconsin and this season's team is carrying on a long tradition of stinginess.

- The Badgers are averaging just 10.5 turnovers per game, which ranks 4th in the Big Ten and 16th in the NCAA.
- UW has led the nation in fewest turnovers per game in each of the last 2 seasons. Wisconsin turned it over 9.0 times per game in 2021, then just 8.7 TOs per game last season. In fact, last year was the 4th-lowest mark in school history.

## Wisconsin Record Book, Fewest TOs per game

Year	TOs/Gm	TOs	Games
1. 2014-15	7.4	296	40
2. 2010-11	7.6	258	34
3. 2013-14	8.1	307	38
4. 2021-22	8.7	287	33
5. 2009-10	8.8	289	33

- Over the last 4 seasons, Gard's Badgers have never finished outside the top-10 in turnovers per game and have never averaged more than 10.0 turnovers per game in a season.

## ROAD WARRIORS

Last season, Wisconsin went 13-6 away from home, including an impressive 9-2 in true road games. This year, UW is 4-1 away from home.

- Dating back to last season, UW has won its last 5 true road games and 10 of its last 12.
- Under Greg Gard, the Badgers own a 42-36 (.538) record on the road overall, including 37-29 (.561) in Big Ten games.
- In fact, no Big Ten team has a better league road record than Wisconsin since 2016.

## Big Ten Road Record, Since 2016 (thru Dec. 6, 2022)

Team	Record	Pct.
<b>1. Wisconsin</b>	<b>36-29</b>	<b>.554</b>
2. Purdue	35-30	.539
Michigan State	35-30	.539
4. Michigan	31-31	.500

- Under Gard, Wisconsin has 8 road wins over ranked teams, including wins at No. 3 Purdue and at No. 17 Michigan State last season.
- Last season, the Badgers tallied the most true road wins (9) among all Big Ten teams.
- UW's 9 true road wins trailed only Miami (10) among major conference teams.
- UW's 13 road/neutral wins were the team's most since 2015 when the Badgers went 21-3 away from home.
- Last season's resume including neutral wins over Texas A&M, #12 Houston and Saint Mary's in the Maui Invitational as well as a victory over Colgate in the NCAA tournament.
- Last season, Wisconsin won games at Purdue, at Michigan State and at Indiana in the same season for the first time in school history.
- The Badgers became the first team to win at Mackey Arena, Breslin Center and Assembly Hall in the same season since Ohio State in 2010.

## CROWL COMING ON

The development of **Steven Crowl** has seen an upward trajectory during his career at Wisconsin. The junior big man averaged 0.7 points per game as a freshman, 8.8 ppg as a sophomore, and is now in a starring role for the Badgers.

- Along with experience, Crowl has also added size to his frame. Listed at 217 lbs as a freshman, he's now pushing 250 lbs.
- Crowl has been a consistent presence for UW, averaging 9.6 points per game and is ranked 2nd for UW with 6.7 rebounds per contest.
- A talented passer, Crowl leads UW averaging 3.0 assists per game (19th best in the Big Ten).
  - Crowl is the only Big Ten player 6-7 or taller dishing out at least 3.0 assists per game.
- Crowl also ranks 18th in the Big Ten averaging 1.0 block per game.
- Crowl has scored in double figures 16x in his career, and UW is 14-2 in those games. He reached double-digit scoring 13x last season, including a pair of 20+ point performances.
- Last year, Crowl shot 49.6% FG (2nd for UW). In Big Ten play, that number climbed to 53.1% FG (69-130), including 32.6% 3FG.

## VIVE LA FRANCE!

Earlier this summer, the Badgers came together and experienced a 10-day, four-game foreign trip to France. As part of the tour, the team spent time in Paris, Lyon and Nice.

- The trip featured sight-seeing opportunities to experience local culture. Among other things, the itinerary included ascending the Eiffel Tower, a full-day trip to Normandy, exploring Old Town Lyon, visiting the medieval village of Perouges, a guided tour of Monte Carlo and beach time on the French Riviera.
- College basketball teams are allowed to travel internationally during the summer once every four years, and for Wisconsin the 2022 trip marked UW's first since touring Australia and New Zealand in 2017.
- The Big Ten Network followed along throughout the trip, documenting the experience for "The B1G Trip: Wisconsin Basketball in France," a three-episode docuseries.
- In its first taste of international basketball, the Badgers earned an 81-66 win over Paris Towers in Paris. **Steven Crowl** led UW with 13 points, followed by **Chucky Hepburn** (12), **Markus Ilver** (10) and **Isaac Lindsey** (10).
- Facing Lyon Towers in Lyon, UW won 80-68 led by **Tyler Wahl**'s 12 points, plus 11 points each from Crowl and **Connor Essegian**, and 10 points from Hepburn.
- UW displayed a balanced scoring attack in its second game vs. Lyon Towers, earning a 78-47 win. Ilver led with 14 points, followed by Crowl (12), Essegian (10), **Jordan Davis** (9), Wahl (9).
- Wisconsin capped its trip with an 85-69 win over Azurea Club in Nice. Davis and Essegian led UW with 14 points each.

## 125 YEARS OF BADGER BALL

This year marks the 125th season of Wisconsin men's basketball and all season long UW will be celebrating the history of one of the Big Ten's most successful programs:

- Wisconsin made its 26th appearance in the NCAA tournament last season. In fact, UW is 1 of 5 schools to participate in 22 of the last 23 NCAA tournaments, joining Duke, Gonzaga, Kansas and Michigan State.
- Wisconsin clinched a share of the 2022 Big Ten championship, marking UW's 2nd league title in 3 seasons and the 20th in school history.
- The Badgers (20 titles) trail only Purdue (24) and Indiana (22) for most conference titles.
- Wisconsin has won 6 Big Ten regular season titles since 2002 (02-03-08-15-20-22), matching MSU (6) for most titles during that span.

### Most Big Ten Regular Season Championships

School	B1G Titles	Since 2002	Last
1. Purdue	24	3	2019
2. Indiana	22	3	2016
3. <b>Wisconsin</b>	<b>20</b>	<b>6</b>	<b>2022</b>
Ohio State	20	5	2012
5. Illinois	18	4	2022

- Since 2001-02 when Bo Ryan and Greg Gard arrived in Madison, UW has the most Big Ten wins and best win pct. at 257-118 (.685).

### Big Ten Win Pct, Since 2001-02 (thru games Dec. 6)

Team	W-L	Pct.
1. <b>Wisconsin</b>	<b>257-118</b>	<b>.685</b>
2. Michigan State	250-125	.667
3. Ohio State	231-142	.619
4. Maryland	90-62	.592
5. Purdue	220-154	.588

- Wisconsin has won 12+ B1G games in 11 of last 13 seasons, the most of any Big Ten team.
- UW has also posted double-digit B1G wins in 19 of the last 21 years, the only team to do so.

## TOP-10 TAKEDOWNS

Wisconsin's season sweep of Purdue (#3 and #8 in two meetings) last season were just the latest in a long line of top-10 takedowns under Greg Gard.

- In fact, the Badgers have 10 wins over top-10 teams under Gard, including 6 such wins away from home (4 on the road):

### Wins Over Top-10 Opponents Under Greg Gard

Opponent	Score	Date
#8 vs. Purdue	70-67	3/1/22
#3 at Purdue	74-69	1/3/22
#5 at Ohio State	61-57	1/3/20
#2 Michigan	64-54	1/19/19
#6 Purdue	57-53	2/14/18
#1 vs. Villanova (NCAA)	65-62	3/18/17
#9 vs. Xavier (NCAA)	66-63	3/20/16
#8 at Iowa	67-59	2/24/16
#2 at Maryland	70-57	2/13/16
#4 Michigan State	77-76	1/17/16

## WINNING AT WISCONSIN

With a record of 24-7 last season, the Badgers reached the 20-win milestone yet again. Since 2003, Wisconsin has won at least 20 games in 17 of 20 seasons, including a school-record 36 wins in 2014-15.

Greg Gard has four 20-win seasons on his ledger with a high of 27 wins in 2016-17, a mark that ranks 5th in UW history.

### Wisconsin Record Book, Single-Season Wins

1. 36	2014-15	10. 24	2021-22
2. 31	2007-08	24	2002-03
3. 30	2006-07	24	2009-10
30	2013-14	13. 23	2012-12
5. 27	2016-17	23	2018-19
6. 26	2011-12	15. 22	2015-16
7. 25	2004-05	22	1998-99
8. 25	2010-11	22	1999-00
25	2003-04	18. 21	2019-20

## BADGERS = B1G ATTENDANCE

- This season, the Badgers played in front of an average of 16,453 fans at their home games last season. That leads the Big Ten and ranks 7th nationally.
- Including the 2019-20 season in which fans were allowed, Wisconsin has led the Big Ten in attendance 14 of the last 18 years and has finished among the nation's top 7 each of the last 20 years.

### UW Attendance (Kohl Center era: 1998-2022)

Year	Average	B1G Rank	NCAA
1997-98*	13,335	7th	22nd
1998-99	15,770	2nd	10th
1999-00	16,163	3rd	11th
2000-01	16,811	2nd	7th
2001-02	15,528	3rd	6th
2002-03	16,930	1st	6th
2003-04	17,142	1st	6th
2004-05	17,142	1st	5th
2005-06	17,142	1st	7th
2006-07	17,190	2nd	7th
2007-08	17,190	1st	7th
2008-09	17,230	1st	6th
2009-10	17,230	1st	6th
2010-11	17,230	1st	7th
2011-12	17,181	1st	5th
2012-13	16,843	2nd	7th
2013-14	17,104	2nd	7th
2014-15	17,279	1st	5th
2015-16	17,287	2nd	6th
2016-17	17,287	1st	6th
2017-18	17,272	1st	5th
2018-19	17,170	1st	5th
2019-20	16,912	1st	6th
2020-21^	--	--	--
2021-22	16,453	1st	7th

\* Wisconsin played 8 of its 15 home games at the UW Field House (capacity 11,500)

^ Wisconsin did not allow spectators due to the COVID-19 pandemic





## THE GARD FILE

### ■ Career Record (8th Season): 151-80 (.654)

- Record at Wisconsin (8th Season): 151-80 (.654)
- Big Ten Record (8th Season): 85-50 (.629)
- NCAA Tournament Appearances/Record: 5 / 6-5 (.545)
- Hometown: Cobb, Wis.
- Alma Mater: UW-Platteville, 1995 (Physical & Health Ed)  
Master's Degree: UW-Platteville, 2007 (Counselor Ed)
- Family: Wife Michelle  
Daughters, Mackenzie and Peyton; Son, Isaac

## COACHING EXPERIENCE

Position	School	Years
Assistant Coach	Southwestern (Wis.) HS	1990-93
Assistant Coach	Platteville (Wis.) HS	1993-94
Assistant Coach	UW-Platteville	1993-99
Assistant Coach	UW-Milwaukee	1999-01
Assoc. Head Coach	Wisconsin	2001-15
Head Coach	Wisconsin	2015-Present

## CAREER HIGHLIGHTS

Date	Highlight
Dec. 15, 2015	Assumed role of interim head coach upon the retirement of Bo Ryan
Dec. 23, 2015	First career win, 84-79, vs. Green Bay
Jan. 2, 2016	First Big Ten win, 79-57, vs. Rutgers
Jan. 17, 2016	First ranked win, 77-76, vs. #4 MSU
Feb. 13, 2016	First road win over ranked team, 70-57, at #2 Maryland
March 7, 2016	Officially named Wisconsin head coach
March 18, 2016	First NCAA tournament win, 47-43, against 10th-seeded Pittsburgh
April 4, 2016	Jim Phelan National Coach of the Year
March 18, 2017	UW knocks off No. 1 overall seeded Villanova in NCAA tourney second round
Feb. 15, 2018	UW tallied sixth top-10 win in three seasons under Gard (#6 Purdue, 57-53)
Jan. 19, 2019	UW earned fourth win vs. top-5 team under Gard (#2 Michigan, 64-54)
Jan. 3, 2020	UW won at #5 Ohio State, 61-47
March 7, 2020	Led UW to Big Ten title (60-56 W at IND)
March 9, 2020	Named 2020 Big Ten Coach of the Year
Dec. 25, 2020	UW wins at MSU first time since 2004
Nov. 24, 2021	UW wins first Maui Invitational tournament title in school history
Jan. 3, 2022	UW wins at #3 Purdue, 74-69
March 1, 2022	Led UW to Big Ten title with 70-67 home win over #8 Purdue
March 8, 2022	Named 2022 Big Ten Coach of the Year

A coaching veteran of more than 30 years, Greg Gard enters his eighth season leading the Wisconsin men's basketball program in 2022-23 and has proven himself to be one of the best head coaches in the Big Ten. A finalist for Naismith National Coach of the Year, Gard guided the Badgers to the 2022 Big Ten regular season championship, marking the team's second title in the last three seasons, earning Big Ten Coach of the Year honors in both 2020 and 2022.

Wisconsin's incredible postseason success hasn't wavered on Gard's watch either, as he's led UW to 5 of 6 NCAA tournaments during his tenure. As 2020 Big Ten champs, UW would have also participated in the cancelled tournament that year. Most recently, Gard led UW to a No. 3 seed in last season's NCAA tournament.

In his first seven seasons as head coach, Gard has a record of 144-78, the second-fastest Wisconsin coach to 100 overall wins in the NCAA tournament era. He's also guided UW to a conference record of 84-50. His .627 conference win percentage is tied for sixth best among Big Ten coaches the last 40 years.

Gard is coming off of arguably his most impressive coaching job in 2021-22. Picked to finish preseason 10th in the Big Ten, UW went 25-8 overall and 15-5 in league play, claiming a share of the Big Ten regular season title for the second time in the past three seasons. Gard was named Big Ten Coach of the Year for the second time in his career. Sophomore guard Johnny Davis garnered consensus first-team All-America honors and won Lute Olson National Player of the Year, Jerry West Shooting Guard of the Year, and Big Ten Player of the Year. Brad Davison was second-team All-Big Ten, Chucky Hepburn was an All-Big Ten Freshman, while Tyler Wahl was Honorable Mention All-Big Ten.

The 2020-21 season was unprecedented due to the global COVID-19 pandemic, but the leadership of Gard and his staff helped navigate the Badgers to an NCAA tournament appearance. UW finished 18-13 overall, highlighted by an 85-62 win over North Carolina in the first round of the NCAA tournament.

Gard's leadership during the 2019-20 season is among his best. After opening 5-5 overall and 5-5 in the Big Ten, Wisconsin won nine of its last 10 games, including its final eight games of the season to win

Year	School	Record	Pct.	Conf.	Record	Place	Postseason
2015-16	Wisconsin	15-8	.652	Big Ten	12-6	T-3rd	NCAA Sweet 16
2016-17	Wisconsin	27-10	.730	Big Ten	12-6	T-2nd	NCAA Sweet 16
2017-18	Wisconsin	15-18	.455	Big Ten	7-11	9th	--
2018-19	Wisconsin	23-11	.676	Big Ten	14-6	4th	NCAA First Round
2019-20	Wisconsin	21-10	.677	Big Ten	14-6	T-1st	Postseason canceled
2020-21	Wisconsin	18-12	.600	Big Ten	10-10	--	NCAA Second Round
2021-22	Wisconsin	25-8	.758	Big Ten	15-5	T-1st	NCAA Second Round
2022-23	Wisconsin	7-2	.778	Big Ten	1-0	--	--
<b>Totals (7 seasons)</b>		<b>151-80</b>	<b>(.654)</b>		<b>85-50</b>	<b>(.629)</b>	<b>5 NCAA appearances</b>

## GARD vs. DIVISION I TEAMS

Team	Home	Away	Neut.	Total	Team	Home	Away	Neut.	Total
Arkansas-Pine Bluff	1-0	0-0	0-0	1-0	Nicholls	1-0	0-0	0-0	1-0
Baylor	0-0	0-0	0-2	0-2	North Carolina	0-0	0-0	1-1	1-1
Central Arkansas	1-0	0-0	0-0	1-0	North Carolina State	1-0	0-1	0-0	1-1
Chicago State	2-0	0-0	0-0	2-0	Northwestern	3-2	4-1	1-0	7-3
Colgate	0-0	0-0	1-0	1-0	Notre Dame	0-0	0-0	0-1	0-1
Coppin State	1-0	0-0	0-0	1-0	Ohio State	4-2	2-2	0-0	6-4
Creighton	0-0	0-1	0-0	0-1	Oklahoma	1-0	0-0	1-0	2-0
Dayton	0-0	0-0	1-0	1-0	Oregon	0-0	0-0	0-1	0-1
Eastern Illinois	2-0	0-0	0-0	2-0	Penn State	4-0	4-1	1-0	9-1
Florida	0-0	0-0	0-1	0-1	Pittsburgh	0-0	0-0	1-0	1-0
Florida A&M	1-0	0-0	0-0	1-0	Prairie View A&M	1-0	0-0	0-0	1-0
Georgetown	0-0	0-0	1-0	1-0	Providence	0-1	0-0	0-0	0-1
Georgia Tech	0-0	1-0	0-0	1-0	Purdue	3-2	1-5	0-0	4-7
Grambling State	1-0	0-0	0-0	1-0	Rhode Island	1-0	0-0	0-0	1-0
Green Bay	7-0	0-0	0-0	7-0	Rider	1-0	0-0	0-0	1-0
Houston	0-0	0-0	1-0	1-0	Richmond	0-0	0-0	0-1	0-1
Houston Baptist	1-0	0-0	0-0	1-0	Rutgers	4-1	1-2	1-0	6-3
Idaho State	1-0	0-0	0-0	1-0	St. Francis Brooklyn	1-0	0-0	0-0	1-0
Illinois	3-2	4-2	0-0	7-4	Saint Mary's	0-0	0-0	1-1	1-1
Illinois State	1-0	0-0	0-0	1-0	Savannah State	1-0	0-0	0-0	1-0
Indiana	6-0	3-2	1-0	9-2	South Carolina State	1-0	0-0	0-0	1-0
Iowa	2-2	2-3	0-1	4-6	South Dakota	1-0	0-0	0-0	1-0
Iowa State	0-0	0-0	0-1	0-1	Stanford	0-0	0-0	2-0	2-0
Kansas	0-0	0-0	0-1	0-1	Syracuse	1-0	0-0	0-0	1-0
Louisville	1-0	0-0	0-0	1-0	Temple	0-0	0-1	0-0	0-1
Loyola	1-0	0-0	0-0	1-0	Tennessee	0-0	1-0	1-0	2-0
Marquette	2-1	1-2	0-0	3-3	Texas A&M	0-0	0-0	1-0	1-0
Maryland	4-2	3-2	1-0	8-4	UCLA	0-0	0-0	0-1	0-1
UMass Lowell	1-0	0-0	0-0	1-0	USC	0-0	0-0	1-0	1-0
McNeese State	1-0	0-0	0-0	1-0	Villanova	0-0	0-0	1-0	1-0
Michigan	4-2	1-3	0-1	5-6	Virginia	0-0	0-1	0-1	0-2
Michigan State	2-3	2-4	0-3	4-10	Virginia Tech	0-0	0-0	1-0	1-0
Milwaukee	2-0	0-0	0-0	2-0	Wake Forest	0-1	0-0	0-0	0-1
Minnesota	5-1	4-1	0-0	9-2	Western Kentucky	1-0	0-1	0-0	1-1
Nebraska	3-2	5-1	1-1	9-4	Xavier	0-1	1-0	1-0	2-1
New Mexico	0-0	0-0	0-1	0-1	Yale	1-0	0-0	0-0	1-0
<b>Total</b>					<b>Total</b>	<b>88-25</b>	<b>41-36</b>	<b>22-19</b>	<b>151-80</b>

a share of the 2020 conference championship and claim the No. 1 seed for the later canceled Big Ten tournament. During that run, UW knocked off No. 14 Michigan State, won at No. 19 Michigan and closed the season with a win at Indiana to clinch the title.

In his inaugural season as head coach, Gard led the Badgers to the 2016 NCAA Tournament Sweet 16, becoming just the second-ever first-year coach to win the Jim Phelan National Coach of the Year award. He followed that up by leading UW to the fifth-highest single-season win total in school history (27-10) and making a second-consecutive visit to the Sweet 16.

Gard's Badgers would follow that up with another 12-6 conference campaign in 2017, finishing second in both the regular season and the Big Ten tourney. UW capped off its 27-win season with a signature win in the NCAA tournament, knocking off the nation's No. 1 team Villanova, 65-62, to advance to the Sweet 16.

In 2018-19, Gard piloted the Badgers back to the Big Dance, posting a 23-11 overall record. Wisconsin also boasted a mark of 14-6 in Big Ten play, winning 14 conference games for just the 3rd time in school history, joining 16-win seasons in 2008 and 2015.

During his tenure as head coach, Gard has helped a trio of players reach first-team All-Big Ten status: Nigel Hayes in 2016, third-team All-American Ethan Happ in both 2017, 2018 and 2019, plus Johnny Davis in 2022.

Long considered one of the top assistant coaches in the game, Gard served as an assistant at Wisconsin for 14-plus seasons (final seven as associate head coach).

Gard helped guide the Badgers to back-to-back Final Fours in 2014 and 2015, and in 2015 UW reached its first national championship game since 1941.

In fact, Gard has been on the bench for each of the top 13 winningest seasons at Wisconsin.

Prior to coming to Wisconsin in 2001, Gard spent the previous two seasons as Ryan's assistant at UW-Milwaukee. Previously, Gard served as an assistant coach to Ryan at UW-Platteville from 1993-99. During Gard's years on the Pioneer staff, UW-Platteville compiled a 161-13 (.925) record and won three NCAA Division III titles, five straight Wisconsin Intercollegiate Athletic Conference (WIAC) championships and appeared in six consecutive NCAA tournaments.



# 0 | JAHCOBI NEATH

Senior | Guard | 6-4 | 190

Toronto, Ontario | Crestwood Prep (Wake Forest)



Twitter: N/A | Instagram: @jahcobiii

## INDIVIDUAL BENCHMARKS

	SEASON	CAREER
GP/GS	3/0	76/10
10+ POINTS:	--	6
20+ POINTS:	--	0
3+ FGS MADE:	--	12
2+ ASSISTS:	--	28
2+ STEALS:	--	8
20+ MINUTES:	--	23

## GET TO KNOW JAHCOBI

Now in his second season with Wisconsin, Jahcobi Neath looks to become a key contributor in the lineup. Hindered by injuries last year, he played in 23 games (1 start) for the Badgers, averaging 9.7 minutes per game off the bench. Neath transferred to Wisconsin from Wake Forest, where he played a total of 30 games (5 starts) over two seasons. He averaged 5.3 points (42.2% FG, 48% 3FG) and 2.2 assists per game his freshman season. As a sophomore at Wake Forest, he played 20 games (4 starts), averaging 3.8 points and 1.7 assists per game. During his prep career, Neath played internationally at the 2019 FIBA U-19 World Cup, representing Canada at the U18 and U19 levels. He played high school basketball at Crestwood Prep in Toronto and led the Lions to the 2019 national championship, averaging 26 points, 7 rebounds and 4 assists per game his senior season.

## TOP PERFORMANCES

- **MICHIGAN (2/20/22):** Went 4-4 from the free-throw line and scored 6 points off the bench in a win
- **NICHOLLS (12/15/21):** Made his first start at Wisconsin, finishing with 9 points and a career-high 7 rebounds, plus 2 assists
- **PITTSBURGH (3/10/20):** Played a career-high 34 minutes posting 6 points, 4 rebounds, and 6 assists
- Posted back-to-back 16-point contests against Georgia Tech (2/19/20) and Duke (2/25/20)

## SEASON HIGHS

POINTS: 3 vs. South Dakota (11/7/22)  
 FIELD GOALS: 1 vs. South Dakota (11/7/22)  
 FG ATTEMPTS: 3 vs. Stanford (11/11/22)  
 3-POINT FGS: 1 vs. South Dakota (11/7/22)  
 3-POINT FGAS: 1 (2x) MR vs. Stanford (11/11/22)  
 FREE THROWS: --  
 FT ATTEMPTS: --  
 REBOUNDS: 1 vs. South Dakota (11/7/22)  
 ASSISTS: 1 vs. Stanford (11/11/22)  
 BLOCKS: --  
 STEALS: 1 vs. Stanford (11/11/22)  
 MINUTES: 15 vs. Stanford (11/11/22)

## CAREER HIGHS

POINTS: 16 (2x) MR vs. Duke (2/25/20)\*  
 FIELD GOALS: 5 (2x) MR vs. Longwood (11/27/20)\*  
 FG ATTEMPTS: 10 (2x) MR at BC (2/10/21)\*  
 3-POINT FGS: 2 (2x) MR at NC State (1/27/21)\*  
 3-POINT FGAS: 5 at Virginia Tech (2/27/21)\*  
 FREE THROWS: 9 vs. Duke (2/25/20)\*  
 FT ATTEMPTS: 12 vs. Duke (2/25/20)\*  
 REBOUNDS: 7 vs. Nicholls (12/15/21)  
 ASSISTS: 6 (3x) MR vs. Del. St (11/25/20)\*  
 BLOCKS: 1 (3x) MR vs. Duke (2/17/21)\*  
 STEALS: 3 vs. Catawba (12/31/20)\*  
 MINUTES: 34 vs. Pittsburgh (3/10/20)

\*recorded at Wake Forest

## GAME-BY-GAME STATISTICS

### #0 NEATH, Jahcobi

				Total		3-Pointers		Free throws		Rebounds				PF A TO BLK STL PTS AVG						
Opponent	Date	GS	MIN	FG-FGA	PCT	3FG-3FGA	PCT	FT-FTA	PCT	OFF	DEF	TOT	AVG	PF	A	TO	BLK	STL	PTS	AVG
South Dakota	11/07/2022		08:44	1-1	1.000	1-1	1.000	0-0	.000	0	1	1	1.0	1	0	0	0	0	3	3.0
vs Stanford	11/11/2022		15:03	0-3	.000	0-1	.000	0-0	.000	0	0	0	0.5	0	1	2	0	1	0	1.5
Green Bay	11/15/2022		04:38	0-0	.000	0-0	.000	0-0	.000	0	0	0	0.3	1	0	0	0	0	0	1.0
Totals		0	28:25	1-4	.250	1-2	.500	0-0	.000	0	1	1	0.3	2	1	2	0	1	3	1.0

## CAREER STATISTICS

### NEATH, Jahcobi

				Field Goals		3-Point		F-Throws		Rebounds				Scoring						
SEASON	TEAM	GP-GS	MIN/AVG	FG-FGA	FG%	3FG-3FGA	3FG%	FT-FTA	FT%	OFF	DEF	TOT	AVG	PF-FO	A	TO	BLK	STL	PTS	AVG
2021-22	Wisc	23-1	224/9.7	11-43	.256	4-18	.222	11-15	.733	9	25	34	1.5	13-0	8	6	1	4	37	1.6
2022-23	Wisc	3-0	28/9.5	1-4	.250	1-2	.500	0-0	.000	0	1	1	0.3	2-0	1	2	0	1	3	1.0
TOTAL		26-1	252/9.7	12-47	.255	5-20	.250	11-15	.733	9	26	35	1.3	15-0	9	8	1	5	40	1.5

2 | JORDAN DAVIS

Junior | Guard | 6-4 | 200  
La Crosse, Wis. | La Crosse Central



Twitter: @jordan\_davis\_23 | Instagram: @jordan.davis.24

INDIVIDUAL BENCHMARKS

	SEASON	CAREER
GP/GS	9/9	49/9
5+ POINTS:	6	7
10+ POINTS:	2	2
2+ 3-PTERS MADE:	2	2
LED UW IN PTS:	1	1
LED UW IN 3PT FG:	1	1

GET TO KNOW JORDAN

Jordan Davis looks to establish himself in UW's lineup this season after earning playing time in 27 games last season for the Badgers. He averaged 6.5 minutes per game off the bench last year, including a season-high 7 points in UW's win at Minnesota. A standout athlete at La Crosse Central, Davis helped lead his team to the WIAA Division 2 state tournament each of his three years on the varsity team, capturing the state title in 2017. Davis finished his high school career with 1,101 points, 470 rebounds, 270 assists and 187 steals. Davis averaged 12.3 points, 5.5 rebounds and 3.7 assists per game as a senior, helping the Red Raiders complete a 20-5 season. On the football field, Davis was also an impressive wide receiver for the Red Raiders, posting 358 receiving yards with 5 TDs through three games before suffering a season-ending injury. He hauled in 49 receptions for 873 yards and 10 touchdowns as a junior.

TOP PERFORMANCES

- **vs. USC (11/25/22):** Scored 8 points (3-5 FG), plus 3 rebounds and 1 steal playing 25 minutes in win.
- **GREEN BAY (11/15/22):** Led UW in scoring for the first time in his career, finishing with 11 points and a career-high 3 triples (3-6 3FG), plus 3 reb and 2 stl.
- **vs. Stanford (11/11/22):** Finished with a career-high 13 points (5-9 FG), 3 rebounds and 1 steal.
- **SOUTH DAKOTA (11/7/22):** Made first career start, finishing with 6 points and a career-high 6 rebounds
- **at MINNESOTA (2/23/22):** Played a season-high 20 minutes, finishing with 7 points (3-3 FG, 1-1 3FG), 2 rebounds and 2 assists.

SEASON HIGHS

POINTS: 13 vs. Stanford (11/11/22)  
FIELD GOALS: 5 vs. Stanford (11/11/22)  
FG ATTEMPTS: 11 vs. Marquette (12/3/22)  
3-POINT FGS: 3 vs. Green Bay (11/15/22)  
3-POINT FGAS: 6 (2x) MR vs. Marquette (12/3/22)  
FREE THROWS: 2 (2x) MR vs. Green Bay (11/15/22)  
FT ATTEMPTS: 3 vs. Stanford (11/11/22)  
REBOUNDS: 8 vs. Dayton (11/23/22)  
ASSISTS: 1 (5x) MR vs. Marquette (12/3/22)  
BLOCKS: --  
STEALS: 2 vs. Green Bay (11/15/22)  
MINUTES: 37 vs. Marquette (12/3/22)

CAREER HIGHS

POINTS: 13 vs. Stanford (11/11/22)  
FIELD GOALS: 5 vs. Stanford (11/11/22)  
FG ATTEMPTS: 11 vs. Marquette (12/3/22)  
3-POINT FGS: 3 vs. Green Bay (11/15/22)  
3-POINT FGAS: 6 (2x) MR vs. Marquette (12/3/22)  
FREE THROWS: 2 (2x) MR vs. Green Bay (11/15/22)  
FT ATTEMPTS: 3 vs. Stanford (11/11/22)  
REBOUNDS: 8 vs. Dayton (11/23/22)  
ASSISTS: 2 at Minnesota (2/23/22)  
BLOCKS: 1 (2x) MR vs. Iowa State (3/20/22)  
STEALS: 2 vs. Green Bay (11/15/22)  
MINUTES: 37 vs. Marquette (12/3/22)

GAME-BY-GAME STATISTICS

#2 DAVIS, Jordan

Opponent	Date	GS	MIN	Total		3-Pointers		Free throws		Rebounds				PF				PTS	
				FG-FGA	PCT	3FG-3FGA	PCT	FT-FTA	PCT	OFF	DEF	TOT	AVG	A	TO	BLK	STL	PTS	AVG
South Dakota	11/07/2022	*	20:40	3-8	.375	0-2	.000	0-1	.000	1	5	6	6.0	1	0	0	0	6	6.0
vs Stanford	11/11/2022	*	25:02	5-9	.556	1-3	.333	2-3	.667	3	0	3	4.5	3	0	1	0	13	9.5
Green Bay	11/15/2022	*	32:59	3-7	.429	3-6	.500	2-2	1.000	1	2	3	4.0	0	1	0	1	11	10.0
vs Dayton	11/23/2022	*	31:07	1-7	.143	0-4	.000	0-0	.000	2	6	8	5.0	1	1	0	0	2	8.0
vs Kansas	11/24/2022	*	17:28	0-5	.000	0-3	.000	0-0	.000	0	4	4	4.8	1	1	0	0	0	6.4
vs Southern California	11/25/2022	*	24:55	3-5	.600	1-3	.333	1-1	1.000	1	2	3	4.5	0	1	0	0	1	8.6
Wake Forest	11/29/2022	*	14:18	1-2	.500	1-2	.500	0-0	.000	0	1	1	4.0	5	0	0	0	3	6.1
at Marquette	12/03/2022	*	37:06	3-11	.273	2-6	.333	0-0	.000	2	2	4	4.0	4	1	1	0	1	8.6
Maryland	12/06/2022	*	22:58	3-5	.600	1-3	.333	1-2	.500	1	5	6	4.2	2	0	0	0	1	8.6
Totals			9 226:33	22-59	.373	9-32	.281	6-9	.667	11	27	38	4.2	17	5	2	1	7	59 6.6

CAREER STATISTICS

DAVIS, Jordan

				Field Goals		3-Point		F-Throws		Rebounds								Scoring		
SEASON	TEAM	GP-GS	MIN/AVG	FG-FGA	FG%	3FG-3FGA	3FG%	FT-FTA	FT%	OFF	DEF	TOT	AVG	PF-FO	A	TO	BLK	STL	PTS	AVG
2020-21	Wisc	13-0	20/1.6	3-6	.500	2-5	.400	0-0	.000	0	1	1	0.1	0-0	0	1	0	0	8	0.6
2021-22	Wisc	27-0	175/6.5	13-40	.325	8-28	.286	1-3	.333	9	15	24	0.9	19-0	4	6	3	4	35	1.3
2022-23	Wisc	9-9	227/25.2	22-59	.373	9-32	.281	6-9	.667	11	27	38	4.2	17-1	5	2	1	7	59	6.6
TOTAL		49-9	422/8.6	38-105	.362	19-65	.292	7-12	.583	20	43	63	1.3	36-1	9	9	4	11	102	2.1

3 |

CONNOR ESSEGIAN

Freshman | Guard | 6-4 | 185  
Fort Wayne, Ind. | Central Noble



Twitter: @CEssegian | Instagram: @connoressegian

INDIVIDUAL BENCHMARKS

	SEASON	CAREER
GP/GS:	9/0	9/0
5+ POINTS:	8	8
10+ POINTS:	5	5
2+ 3-PTERS MADE:	8	8
LED TEAM IN 3FGS:	5	5

GET TO KNOW CONNOR

True freshman guard Connor Essegian (pronounced "eh-SEE-gin") begins his first season with the Badgers after finishing his high school career as one of the most prolific prep scorers in Indiana basketball history. The 6-foot-4 guard from Fort Wayne, Indiana scored 2,526 career points for Central Noble High School, which ranked No. 10 on the all-time scoring list in the state of Indiana. Finishing as Central Noble's all-time leading scorer, he broke a record that stood for 44 years. His senior season, Essegian averaged over 26 points per game, converting 43 percent from 3-point range and 68 percent overall from the floor. He led Central Noble to the Class 2A state basketball championship game his senior season. As a sophomore, Essegian led Central Noble to its first NECC Tournament title in 50 years and the best season in program history at 22-5 overall. He scored 648 points that sophomore season, which went down as the highest single-season scoring total in Noble county history.

TOP PERFORMANCES

- **vs. #3 Kansas (11/24/22):** Played a career-high 31 minutes off the bench, sparking the Badgers with 17 points (6-12 FG), plus 5 rebounds.
- **vs. USC (11/25/22):** Hit a career-high 4 triples, finishing with 12 points (4-6 3FG) and 4 rebounds.
- **vs. Dayton (11/23/22):** Scored a team-high 13 points (3-6 FG, 2-4 3FG) in 19 minutes off the bench.

SEASON HIGHS

POINTS: 17 vs. Kansas (11/24/22)  
FIELD GOALS: 6 vs. Kansas (11/24/22)  
FG ATTEMPTS: 12 vs. Kansas (11/24/22)  
3-POINT FGS: 4 vs. USC (11/25/22)  
3-POINT FGAS: 7 vs. Kansas (11/24/22)  
FREE THROWS: 5 vs. Dayton (11/23/22)  
FT ATTEMPTS: 5 vs. Dayton (11/23/22)  
REBOUNDS: 5 vs. Kansas (11/24/22)  
ASSISTS: 3 (2x) MR vs. Maryland (12/6/22)  
BLOCKS: 1 (2x) MR vs. Maryland (12/6/22)  
STEALS: 1 (4x) MR vs. Maryland (12/6/22)  
MINUTES: 31 vs. Kansas (11/24/22)

CAREER HIGHS

POINTS: 17 vs. Kansas (11/24/22)  
FIELD GOALS: 6 vs. Kansas (11/24/22)  
FG ATTEMPTS: 12 vs. Kansas (11/24/22)  
3-POINT FGS: 4 vs. USC (11/25/22)  
3-POINT FGAS: 7 vs. Kansas (11/24/22)  
FREE THROWS: 5 vs. Dayton (11/23/22)  
FT ATTEMPTS: 5 vs. Dayton (11/23/22)  
REBOUNDS: 5 vs. Kansas (11/24/22)  
ASSISTS: 3 (2x) MR vs. Maryland (12/6/22)  
BLOCKS: 1 (2x) MR vs. Maryland (12/6/22)  
STEALS: 1 (4x) MR vs. Maryland (12/6/22)  
MINUTES: 31 vs. Kansas (11/24/22)

GAME-BY-GAME STATISTICS

#3 ESSEGIAN, Connor

Opponent	Date	GS	MIN	Total		3-Pointers		Free throws		Rebounds		PF	A	TO	BLK	STL	PTS	AVG		
				FG-FGA	PCT	3FG-3FGA	PCT	FT-FTA	PCT	OFF	DEF								TOT	AVG
South Dakota	11/07/2022		14:23	2-3	.667	2-3	.667	0-0	.000	0	1	1	1.0	2	1	1	0	6	6.0	
vs Stanford	11/11/2022		23:01	3-9	.333	2-4	.500	0-0	.000	0	2	2	1.5	1	0	0	0	8	7.0	
Green Bay	11/15/2022		07:29	0-1	.000	0-0	.000	2-2	1.000	0	1	1	1.3	0	0	2	0	2	5.3	
vs Dayton	11/23/2022		19:23	3-6	.500	2-4	.500	5-5	1.000	0	2	2	1.5	1	0	1	0	13	7.3	
vs Kansas	11/24/2022		31:05	6-12	.500	3-7	.429	2-2	1.000	1	4	5	2.2	2	1	1	0	17	9.2	
vs Southern California	11/25/2022		25:27	4-8	.500	4-6	.667	0-0	.000	0	4	4	2.5	1	0	1	0	12	9.7	
Wake Forest	11/29/2022		22:60	3-7	.429	2-5	.400	4-4	1.000	2	2	4	2.7	2	2	3	0	12	10.0	
at Marquette	12/03/2022		22:50	5-10	.500	2-5	.400	0-0	.000	1	2	3	2.8	4	3	1	0	12	10.3	
Maryland	12/06/2022		22:06	2-7	.286	2-5	.400	2-2	1.000	0	1	1	2.6	0	3	0	0	8	10.0	
Totals		0	188:43	28-63	.444	19-39	.487	15-15	1.000	4	19	23	2.6	13	10	10	0	6	90	10.0

CAREER STATISTICS

ESSEGIAN, Connor

		Field Goals				3-Point		F-Throws		Rebounds								Scoring		
SEASON	TEAM	GP-GS	MIN/AVG	FG-FGA	FG%	3FG-3FGA	3FG%	FT-FTA	FT%	OFF	DEF	TOT	AVG	PF-FO	A	TO	BLK	STL	PTS	AVG
2022-23	Wisc	9-0	189/21.0	28-63	.444	19-39	.487	15-15	1.000	4	19	23	2.6	13-0	10	10	0	6	90	10.0
TOTAL		9-0	189/21.0	28-63	.444	19-39	.487	15-15	1.000	4	19	23	2.6	13-0	10	10	0	6	90	10.0



4 | KAMARI McGEE

Sophomore | Guard | 6-0 | 180  
Racine, Wis. | Racine St. Catherine's (Green Bay)



Twitter: @KamariMcGee | Instagram: @killa\_.\_kam

INDIVIDUAL BENCHMARKS

	SEASON	CAREER
GP/GS:	6/0	36/21
10+ POINTS:	--	16
20+ POINTS:	--	5
5+ REBOUNDS:	--	5
3+ ASSISTS:	--	9
2+ STEALS:	--	8
LED TEAM IN PTS:	--	11
LED TEAM IN AST:	--	12

GET TO KNOW KAMARI

A sophomore from Racine, Wisconsin, Kamari McGee returns home to play for the Badgers after transferring from Green Bay. The point guard was named to the 2021-22 Horizon League All-Freshman Team last season, playing in 30 games (20 starts) for the Phoenix as the team’s leading scorer with 11.6 points per game. McGee posted four 20-plus point performances in his freshman season at Green Bay, including a career-high 24 points against Wright State. A standout prep athlete at Racine St. Catherine’s, McGee helped lead the Angels to a 29-1 record his senior season and capture the 2020 WIAA Division 3 state championship. He averaged 17 points, seven rebounds and four assists per game as a senior.

TOP CAREER PERFORMANCES

- at Marquette (12/03/22): Scored his first points as a Badger, finishing with 5 pts off the bench in a win.
- WRIGHT STATE (2/9/22): Finished with a career-high 24 points, 5 rebounds and 5 steals.

SEASON HIGHS

POINTS:	5 vs. Marquette (12/3/22)
FIELD GOALS:	2 vs. Marquette (12/3/22)
FG ATTEMPTS:	3 vs. Marquette (12/3/22)
3-POINT FGS:	1 vs. Marquette (12/3/22)
3-POINT FGAS:	2 vs. Marquette (12/3/22)
FREE THROWS:	--
FT ATTEMPTS:	--
REBOUNDS:	2 (2x) MR vs. Marquette (12/3/22)
ASSISTS:	2 vs. South Dakota (11/7/22)
BLOCKS:	--
STEALS:	1 vs. South Dakota (11/7/22)
MINUTES:	10 vs. Marquette (12/3/22)

CAREER HIGHS

POINTS:	24 vs. Wright State (2/9/22)*
FIELD GOALS:	9 (2x) MR vs. Wright State (2/9/22)*
FG ATTEMPTS:	19 vs. UIC (1/15/22)*
3-POINT FGS:	2 (9x) MR vs. Detroit (3/1/22)*
3-POINT FGAS:	8 at Milwaukee (2/13/22)*
FREE THROWS:	8 vs. Milwaukee (1/5/22)*
FT ATTEMPTS:	8 vs. Milwaukee (1/5/22)*
REBOUNDS:	9 (2x) MR vs. Detroit (3/1/22)*
ASSISTS:	4 (2x) MR vs. Cleveland St (2/20/22)*
BLOCKS:	1 (2x) MR vs. Pur-Ft Wayne (2/18/22)*
STEALS:	4 at IUPUI (2/26/22)*
MINUTES:	40 vs. UIC (1/15/22)*

\*recorded at Green Bay

GAME-BY-GAME STATISTICS

#4 MCGEE, Kamari

Opponent	Date	GS	MIN	Total		3-Pointers		Free throws		Rebounds				PF	A	TO	BLK	STL	PTS	AVG
				FG-FGA	PCT	3FG-3FGA	PCT	FT-FTA	PCT	OFF	DEF	TOT	AVG							
South Dakota	11/07/2022		08:02	0-1	.000	0-1	.000	0-0	.000	0	2	2	2.0	2	2	1	0	1	0	0.0
vs Stanford	11/11/2022		01:37	0-0	.000	0-0	.000	0-0	.000	0	0	0	1.0	1	0	0	0	0	0	0.0
Green Bay	11/15/2022		05:30	0-0	.000	0-0	.000	0-0	.000	0	0	0	0.7	1	1	1	0	0	0	0.0
vs Kansas	11/24/2022		04:44	0-0	.000	0-0	.000	0-0	.000	0	1	1	0.8	3	0	0	0	0	0	0.0
at Marquette	12/03/2022		09:55	2-3	.667	1-2	.500	0-0	.000	1	1	2	1.0	0	0	1	0	0	5	1.0
Maryland	12/06/2022		02:31	0-0	.000	0-0	.000	0-0	.000	0	0	0	0.8	0	0	0	0	0	0	0.8
Totals			0 32:19	2-4	.500	1-3	.333	0-0	.000	1	4	5	0.8	7	3	3	0	1	5	0.8

CAREER STATISTICS

MCGEE, Kamari

SEASON	TEAM	GP-GS	MIN/AVG	Field Goals		3-Point		F-Throws		Rebounds				Scoring						
				FG-FGA	FG%	3FG-3FGA	3FG%	FT-FTA	FT%	OFF	DEF	TOT	AVG	PF-FO	A	TO	BLK	STL	PTS	AVG
2021-22	GB	30-21	873/29.1	132-340	.388	25-91	.275	59-73	.808	16	67	83	2.8	72-1	58	76	2	32	348	11.6
2022-23	Wisc	6-0	32/5.4	2-4	.500	1-3	.333	0-0	.000	1	4	5	0.8	7-0	3	3	0	1	5	0.8
TOTAL FOR Wisc		6-0	32/5.4	2-4	.500	1-3	.333	0-0	.000	1	4	5	0.8	7-0	3	3	0	1	5	0.8
TOTAL		36-21	906/25.2	134-344	.390	26-94	.277	59-73	.808	17	71	88	2.4	79-1	61	79	2	33	353	9.8

5 | TYLER WAHL

Senior | Forward | 6-9 | 225  
Lakeville, Minn. | Lakeville North



Twitter: @tjwahl01 | Instagram: @tjwahl01

INDIVIDUAL BENCHMARKS		
	SEASON	CAREER
GP/GS:	9/9	103/62
10+ POINTS:	6	30
20+ POINTS:	1	4
5+ REBOUNDS:	7	49
10+ REBOUNDS:	2	9
DOUBLE-DOUBLES:	2	6
2+ BLOCKS:	1	13
LED UW IN PTS:	3	7
LED UW IN REB:	5	21

GET TO KNOW TYLER

Senior forward Tyler Wahl has not only become one of the most valuable players in the Big Ten, but one of the most versatile in the country. Wahl is the most experienced Badger on this season's squad. Skilled both defensively and offensively, Wahl averaged 11.4 points and 5.9 rebounds per game last season, while also leading the team in steals (37) and ranking second in blocks (25). One of Wahl's best performances came in UW's Big Ten title-clinching home win over No. 8 Purdue, during which he posted a team-high 19 points, five steals, two blocks, two rebounds and two assists. As a prep senior at Lakeville North, Wahl averaged 18.0 points, 10.0 rebounds and 6.6 assists per game, leading the Panthers to a 27-5 record, the school's first-ever conference title, and an appearance in the Class AAAA state championship game. He earned back-to-back AP second-team All-State honors as a junior and senior, setting the school record for rebounds (905) and finishing third in Panther history with 1,397 points.

- HONORS
- 2022 Battle 4 Atlantis All-Tournament Team
  - 2022 All-Big Ten Honorable Mention

- TOP SEASON PERFORMANCES
- **vs. #3 Kansas (11/24/22):** Matched a career-high with 23 points, plus 10 reb, 3 stl and 2 ast.
  - **SOUTH DAKOTA (11/7/22):** Posted his 5th career double-double with 19 points and 10 rebounds.
  - **#8 PURDUE (3/1/22):** Team-high 19 points and career-high 5 steals in conference clinching win
  - **RUTGERS (2/12/22):** Led UW with a career-high 23 points (9-14 FG, 1-1 3FG, 4-5 FT), 3 reb, 2 ast, 2 stl
  - **#16 OHIO STATE (1/13/22):** Scored 20 points, grabbed 7 rebounds, dished 6 assists, and 3 steals

SEASON HIGHS			CAREER HIGHS		
POINTS:	23 vs. Kansas (11/24/22)		POINTS:	23 (2x) MR vs. Kansas (11/24/22)	
FIELD GOALS:	8 vs. Kansas (11/24/22)		FIELD GOALS:	9 vs. Rutgers (2/12/22)	
FG ATTEMPTS:	19 vs. Kansas (11/24/22)		FG ATTEMPTS:	19 vs. Kansas (11/24/22)	
3-POINT FGS:	1 (2x) MR vs. Marquette (12/3/22)		3-POINT FGS:	2 (3x) MR vs. Ohio State (1/13/22)	
3-POINT FGAS:	3 (2x) MR vs. Marquette (12/3/22)		3-POINT FGAS:	5 at Nebraska (2/10/21)	
FREE THROWS:	9 vs. South Dakota (11/7/22)		FREE THROWS:	9 vs. South Dakota (11/7/22)	
FT ATTEMPTS:	10 vs. South Dakota (11/7/22)		FT ATTEMPTS:	12 vs. Illinois St (12/29/21)	
REBOUNDS:	10 (2x) MR vs. Kansas (11/24/22)		REBOUNDS:	15 vs. Green Bay (12/1/20)	
ASSISTS:	4 vs. South Dakota (11/7/22)		ASSISTS:	6 vs. Ohio State (1/13/22)	
BLOCKS:	2 vs. Maryland (12/6/22)		BLOCKS:	4 vs. Saint Mary's (11/24/21)	
STEALS:	3 (2x) MR vs. Kansas (11/24/22)		STEALS:	5 (2x) MR vs. Nebraska (3/6/22)	
MINUTES:	38 vs. Marquette (12/3/22)		MINUTES:	39 vs. Nebraska (3/6/22)	

# GAME-BY-GAME STATISTICS

## #5 WAHL, Tyler

Opponent	Date	GS	MIN	Total		3-Pointers		Free throws		Rebounds			PF	A	TO	BLK	STL	PTS	AVG	
				FG-FGA	PCT	3FG-3FGA	PCT	FT-FTA	PCT	OFF	DEF	TOT								AVG
South Dakota	11/07/2022	*	26:58	5-11	.455	0-3	.000	9-10	.900	3	7	10	10.0	2	4	3	1	2	19	19.0
vs Stanford	11/11/2022	*	32:48	6-13	.462	1-2	.500	4-8	.500	2	4	5	7.5	2	0	2	0	3	17	18.0
Green Bay	11/15/2022	*	23:49	2-11	.182	0-1	.000	4-4	1.000	2	7	9	8.0	4	0	4	0	0	8	14.7
vs Dayton	11/23/2022	*	24:06	1-8	.125	0-2	.000	1-1	1.000	2	1	3	6.8	4	0	3	0	1	3	11.8
vs Kansas	11/24/2022	*	35:00	8-19	.421	0-1	.000	7-8	.875	3	7	10	7.4	4	2	2	0	3	23	14.0
vs Southern California	11/25/2022	*	35:22	6-12	.500	0-1	.000	2-3	.667	1	8	9	7.7	0	3	2	0	0	14	14.0
Wake Forest	11/29/2022	*	30:55	6-14	.429	0-1	.000	5-5	1.000	1	3	4	7.1	3	2	2	0	0	17	14.4
at Marquette	12/03/2022	*	38:33	6-12	.500	1-3	.333	2-4	.500	0	7	7	7.1	3	1	5	1	2	15	14.5
Maryland	12/06/2022	*	28:48	3-10	.300	0-1	.000	3-7	.429	0	5	5	6.9	5	3	3	2	1	9	13.9
Totals			9 276:19	43-110	.391	2-15	.133	37-50	.740	13	49	62	6.9	27	15	26	4	12	125	13.9

CAREER STATISTICS

WAHL, Tyler

				Field Goals		3-Point		F-Throws		Rebounds										Scoring	
SEASON	TEAM	GP-GS	MIN/AVG	FG-FGA	FG%	3FG-3FGA	3FG%	FT-FTA	FT%	OFF	DEF	TOT	AVG	PF-FO	A	TO	BLK	STL	PTS	AVG	
2019-20	Wisc	31-3	478/15.4	34-79	.430	6-28	.214	7-18	.389	34	48	82	2.6	64-0	32	33	5	20	81	2.6	
2020-21	Wisc	31-18	762/24.6	58-133	.436	10-36	.278	34-60	.567	33	100	133	4.3	68-1	42	28	21	31	160	5.2	
2021-22	Wisc	32-32	973/30.4	145-281	.516	6-37	.162	70-100	.700	52	137	189	5.9	80-1	49	52	25	37	366	11.4	
2022-23	Wisc	9-9	276/30.7	43-110	.391	2-15	.133	37-50	.740	13	49	62	6.9	27-1	15	26	4	12	125	13.9	
TOTAL		103-62	2489/24.2	280-603	.464	24-116	.207	148-228	.649	132	334	466	4.5	239-3	138	139	55	100	732	7.1	

11 | MAX KLESMIT

Junior | Guard | 6-3 | 200  
Neenah, Wis. | Neenah



Twitter: @maxkle2 | Instagram: @maxklesmit

INDIVIDUAL BENCHMARKS

	SEASON	CAREER
GP/GS:	9/9	59/42
10+ POINTS:	3	35
20+ POINTS:	--	7
5+ REBOUNDS:	2	14
3+ ASSISTS:	1	11
LED TEAM IN PTS:	--	12
LED TEAM IN 3FGS:	--	16

GET TO KNOW MAX

A junior guard from Neenah, Wisconsin, Max Klesmit returns home to the state of Wisconsin looking to live out a life-long dream of playing for the Badgers. Klesmit spent the last two seasons at Wofford, where he played in 50 games and made 33 starts. The team's second-leading scorer his sophomore season, Klesmit was a third-team All-Southern Conference honoree after he averaged 14.9 points per game and shot 44.6 percent from the floor. A standout prep athlete at Neenah High School, Klesmit was named the Fox Valley Association Player of the Year as a senior, averaging 25.5 points and 7.8 rebounds per game while leading the Rockets to a 23-2 record and a section final.

HONORS

- 2021-22 Third-Team All-Southern Conference
- 2020-21 Southern Conference All-Freshman Team
- 2020-21 Southern Conference Academic Honor Roll

TOP CAREER PERFORMANCES

- **vs. #3 Kansas (11/24/22):** Played a career-high 43 minutes, finishing with 13 points (4-6 FG, 2-3 3FG).
- **SOUTH DAKOTA (11/7/22):** Made his Badger debut, finishing with 11 points (2-3 3FG).
- **THE CITADEL (1/19/22):** Matched career-high with 27 points (10-16 FG, 5-8 3FG), plus 5 rebounds
- **at South Carolina (11/23/22):** Scored a career-high 27 points (8-10 FG, 5-7 3FG), plus 4 steals

SEASON HIGHS

POINTS: 13 (2x) MR vs. Marquette (12/3/22)  
FIELD GOALS: 4 (2x) MR vs. Marquette (12/3/22)  
FG ATTEMPTS: 8 vs. Marquette (12/3/22)  
3-POINT FGS: 2 (3x) MR vs. Kansas (11/24/22)  
3-POINT FGAS: 4 vs. Green Bay (11/15/22)  
FREE THROWS: 4 vs. Marquette (12/3/22)  
FT ATTEMPTS: 5 vs. Marquette (12/3/22)  
REBOUNDS: 5 (2x) MR vs. Dayton (11/23/22)  
ASSISTS: 4 vs. Marquette (12/3/22)  
BLOCKS: 1 (2x) MR vs. Maryland (12/6/22)  
STEALS: 2 (4x) MR vs. Maryland (12/6/22)  
MINUTES: 43 vs. Kansas (11/24/22)

CAREER HIGHS

POINTS: 27 (2x) MR vs. The Citadel (1/19/22)\*  
FIELD GOALS: 10 vs. The Citadel (1/19/22)\*  
FG ATTEMPTS: 16 (3x) MR at Chattanooga (1/26/22)\*  
3-POINT FGS: 5 (2x) MR vs. The Citadel (1/19/22)\*  
3-POINT FGAS: 10 (3x) MR vs. ETSU (2/5/22)\*  
FREE THROWS: 7 (2x) MR at Samford (2/9/22)\*  
FT ATTEMPTS: 10 at Samford (2/9/22)\*  
REBOUNDS: 7 at The Citadel (1/27/22)\*  
ASSISTS: 6 vs. W Carolina (2/12/22)\*  
BLOCKS: 1 (2x) MR vs. Maryland (12/6/22)  
STEALS: 5 at The Citadel (2/16/22)\*  
MINUTES: 43 vs. Kansas (11/24/22)

\*recorded at Wofford

GAME-BY-GAME STATISTICS

#11 KLESMIT, Max

Opponent	Date	GS	MIN	Total		3-Pointers		Free throws		Rebounds				PF				PTS	AVG		
				FG-FGA	PCT	3FG-3FGA	PCT	FT-FTA	PCT	OFF	DEF	TOT	AVG	A	TO	BLK	STL				
South Dakota	11/07/2022	*	30:39	3-6	.500	2-3	.667	3-4	.750	0	4	4	4.0	2	0	2	0	1	11	11.0	
vs Stanford	11/11/2022	*	16:59	0-1	.000	0-1	.000	0-0	.000	0	3	3	3.5	4	1	0	0	0	0	5.5	
Green Bay	11/15/2022	*	35:57	2-5	.400	2-4	.500	3-4	.750	1	4	5	4.0	1	1	0	0	2	9	6.7	
vs Dayton	11/23/2022	*	22:14	1-5	.200	1-3	.333	0-0	.000	0	5	5	4.3	2	0	1	1	2	3	5.8	
vs Kansas	11/24/2022	*	43:08	4-6	.667	2-3	.667	3-4	.750	0	1	1	3.6	2	2	0	0	0	13	7.2	
vs Southern California	11/25/2022	*	30:50	0-2	.000	0-1	.000	0-0	.000	0	1	1	3.2	3	2	1	0	0	0	6.0	
Wake Forest	11/29/2022	*	36:07	1-3	.333	0-2	.000	0-0	.000	0	1	1	2.9	2	3	1	0	3	2	5.4	
at Marquette	12/03/2022	*	34:22	4-8	.500	1-3	.333	4-5	.800	0	3	3	2.9	3	4	2	0	2	13	6.4	
Maryland	12/06/2022	*	34:27	2-6	.333	1-3	.333	2-2	1.000	0	3	3	2.9	2	2	1	0	7	7	6.4	
Totals			9	284:43	17-42	.405	9-23	.391	15-19	.789	1	25	26	2.9	21	15	8	1	14	58	6.4

CAREER STATISTICS

KLESMIT, Max

				Field Goals		3-Point		F-Throws		Rebounds				PF				Scoring		
SEASON	TEAM	GP-GS	MIN/AVG	FG-FGA	FG%	3FG-3FGA	3FG%	FT-FTA	FT%	OFF	DEF	TOT	AVG	PF-FO	A	TO	BLK	STL	PTS	AVG
2020-21	WOF	19-2	429/22.6	54-116	.466	25-67	.373	22-26	.846	9	43	52	2.7	46-1	22	23	0	24	155	8.2
2021-22	WOF	31-31	986/31.8	156-350	.446	68-200	.340	82-98	.837	13	73	86	2.8	84-2	60	66	3	50	462	14.9
2022-23	Wisc	9-9	285/31.6	17-42	.405	9-23	.391	15-19	.789	1	25	26	2.9	21-0	15	8	1	14	58	6.4
TOTAL FOR Wisc		9-9	285/31.6	17-42	.405	9-23	.391	15-19	.789	1	25	26	2.9	21-0	15	8	1	14	58	6.4
TOTAL		59-42	1700/28.8	227-508	.447	102-290	.352	119-143	.832	23	141	164	2.8	151-3	97	97	4	88	675	11.4



14 | CARTER GILMORE

Junior | Forward | 6-7 | 225  
Hartland, Wis. | Arrowhead



Twitter: @CarterGilmore03 | Instagram: @cartergilmore\_

INDIVIDUAL BENCHMARKS

	SEASON	CAREER
GP/GS:	9/0	40/0
5+ POINTS:	2	3
10+ POINTS:	--	--
5+ REBOUNDS:	1	3
2+ BLOCKS:	--	1

GET TO KNOW CARTER

Carter Gilmore is now in his third season with the Badgers. Last year, he played in 22 games for UW and came off the bench averaging 7.8 minutes per contest. He scored a season-high 5 points in UW's opener against St. Francis Brooklyn. A preferred walk-on who has since earned a scholarship, Gilmore was a standout in-state recruit at Arrowhead. Named the Classic Eight Conference Player of the Year, Gilmore led Arrowhead to a program-best record of 23-1 and a regional championship his senior season. Gilmore finished his prep career as Arrowhead's all-time leading scorer (1,565 pts). As a senior, he averaged 26.8 points, 11.3 rebounds and 5.6 assists per game. Carter's father, Brian, was on the coaching staff of Bo Ryan's first Division III national championship team at UW-Platteville in 1991. Carter's mother, Stephanie, was a stand-out player on the UW-Platteville women's team, inducted into the WIAC Hall of Fame in 2018.

TOP CAREER PERFORMANCES

- GREEN BAY (11/15/22): Played a season-high 21 minutes, matching career highs with 5 points and 5 rebounds, plus 1 assist and 1 steal in the win.

SEASON HIGHS

POINTS: 7 vs. Maryland (12/6/22)  
FIELD GOALS: 2 (3x) MR vs. Maryland (12/6/22)  
FG ATTEMPTS: 4 (3x) MR vs. Maryland (12/6/22)  
3-POINT FGS: 1 (3x) MR vs. Maryland (12/6/22)  
3-POINT FGAS: 2 vs. Maryland (12/6/22)  
FREE THROWS: 2 vs. Maryland (12/6/22)  
FT ATTEMPTS: 5 vs. Maryland (12/6/22)  
REBOUNDS: 5 vs. Green Bay (11/15/22)  
ASSISTS: 3 vs. Marquette (12/3/22)  
BLOCKS: 1 (2x) MR vs. Maryland (12/6/22)  
STEALS: 2 (2x) MR vs. Kansas (11/24/22)  
MINUTES: 23 vs. Maryland (12/6/22)

CAREER HIGHS

POINTS: 7 vs. Maryland (12/6/22)  
FIELD GOALS: 2 (3x) MR vs. Maryland (12/6/22)  
FG ATTEMPTS: 4 (3x) MR vs. Maryland (12/6/22)  
3-POINT FGS: 1 (3x) MR vs. Maryland (12/6/22)  
3-POINT FGAS: 3 at Purdue (1/3/22)  
FREE THROWS: 2 (2x) MR vs. Maryland (12/6/22)  
FT ATTEMPTS: 5 vs. vs. Maryland (12/6/22)  
REBOUNDS: 5 (2x) MR vs. Green Bay (11/15/22)  
ASSISTS: 3 (2x) MR vs. Marquette (12/3/22)  
BLOCKS: 1 (2x) MR vs. Maryland (12/6/22)  
STEALS: 2 (2x) MR vs. Kansas (11/24/22)  
MINUTES: 23 vs. Maryland (12/6/22)

GAME-BY-GAME STATISTICS

#14 GILMORE, Carter

Opponent	Date	GS	MIN	Total		3-Pointers		Free throws		Rebounds			PF		A	TO	BLK	STL	PTS	AVG
				FG	PCT	3FG	PCT	FT	PCT	OFF	DEF	TOT	AVG							
South Dakota	11/07/2022		12:12	1-1	1.000	0-0	.000	0-0	.000	2	1	3	3.0	0	1	0	0	1	2	2.0
vs Stanford	11/11/2022		12:07	1-4	.250	0-0	.000	0-0	.000	0	1	1	2.0	3	0	0	1	2	2	2.0
Green Bay	11/15/2022		20:44	2-4	.500	1-1	1.000	0-0	.000	2	3	5	3.0	4	1	2	0	1	5	3.0
vs Dayton	11/23/2022		19:28	0-3	.000	0-1	.000	0-0	.000	1	2	3	3.0	0	0	0	0	1	0	2.3
vs Kansas	11/24/2022		14:09	2-3	.667	0-0	.000	0-0	.000	1	1	2	2.8	2	0	0	0	2	4	2.6
vs Southern California	11/25/2022		12:19	1-3	.333	0-1	.000	0-0	.000	0	1	1	2.5	1	0	0	0	1	2	2.5
Wake Forest	11/29/2022		17:50	0-1	.000	0-1	.000	0-1	.000	0	1	1	2.3	0	2	0	0	1	0	2.1
at Marquette	12/03/2022		17:59	0-0	.000	0-0	.000	0-2	.000	1	2	3	2.4	1	3	0	0	1	0	1.9
Maryland	12/06/2022		23:27	2-4	.500	1-2	.500	2-5	.400	0	3	3	2.4	3	1	1	1	0	7	2.4
Totals			0 150:15	9-23	.391	2-6	.333	2-8	.250	7	15	22	2.4	17	8	3	2	10	22	2.4

CAREER STATISTICS

GILMORE, Carter

SEASON	TEAM	GP-GS	MIN/AVG	Field Goals		3-Point		F-Throws		Rebounds			PF-FO		A	TO	BLK	STL	Scoring	
				FG	FG%	3FG	3FG%	FT	FT%	OFF	DEF	TOT	AVG	PTS					AVG	
2020-21	Wisc	9-0	16/1.8	1-5	.200	0-4	.000	0-0	.000	0	3	3	0.3	2-0	0	0	0	0	2	0.2
2021-22	Wisc	22-0	172/7.8	7-27	.259	1-13	.077	4-7	.571	6	16	22	1.0	20-0	8	2	4	2	19	0.9
2022-23	Wisc	9-0	150/16.7	9-23	.391	2-6	.333	2-8	.250	7	15	22	2.4	17-0	8	3	2	10	22	2.4
TOTAL		40-0	338/8.4	17-55	.309	3-23	.130	6-15	.400	13	34	47	1.2	39-0	16	5	6	12	43	1.1

22

STEVEN CROWL

Junior | Forward | 7-0 | 245  
Eagan, Minn. | Eastview



Twitter: @steven\_crowl | Instagram: @stevencrowl

INDIVIDUAL BENCHMARKS

	SEASON	CAREER
GP/GS:	9/9	54/43
10+ POINTS:	3	16
20+ POINTS:	--	2
5+ REBOUNDS:	7	21
10+ REBOUNDS:	1	2
DOUBLE-DOUBLES:	--	0
LED UW IN PTS:	--	4
LED UW IN REB:	4	9

GET TO KNOW STEVEN

Steven Crowl is coming off a sophomore season jump that saw him go from playing a total of 39 minutes as a freshman to starting all 33 games for Wisconsin in his second year. Last year, the stretch 7-footer averaged 8.8 points and 4.4 rebounds per game, ranking second on the team shooting 49.6 percent from the floor. Highlighting the significance of his offensive contributions, the Badgers were 12-1 in games last season when Crowl scored in double figures. His best performance of the year came back home on the road at Minnesota, as the Eagan native scored a team-high 20 points (7-9 FG), while grabbing 7 rebounds in the win. Crowl had a standout prep career at Eastview High School, finishing as one of the most decorated players in school history as the school's all-time leading scorer (1,747 pts), rebounder (832 reb) and shot blocker (103 blk). As a senior, he averaged 26.7 points and 12 rebounds per game, while also leading his team in assists (4.3 apg).

TOP SEASON PERFORMANCES

- **at Minnesota (2/23/22):** Scored a team-high 20 pts, shooting 7-9 FG, 1-2 3FG, 5-6 FT, plus 7 reb.
- **PENN STATE (2/5/22):** Led UW with 13 points (3-5 3FG), plus a career-high 5 assists and 4 rebounds.
- **ILLINOIS ST (12/29/21):** Team-high 21 pts (7-8 FG, 2-2 3FG), plus 9 reb for a near double-double.
- **MARQUETTE (12/4/21):** Scored 15 points (6-9 FG, 2-3 3FG), while grabbing a team-high 8 rebounds.
- **ST. FRANCIS BKN (11/9/21):** Recorded a near double-double in his first career start, finishing with 11 points, 8 rebounds and 1 block.

SEASON HIGHS

POINTS: 15 vs. Wake Forest (11/29/22)  
FIELD GOALS: 5 vs. Wake Forest (11/29/22)  
FG ATTEMPTS: 11 vs. Dayton (11/23/22)  
3-POINT FGS: 2 (2x) MR vs. Wake Forest (11/29/22)  
3-POINT FGAS: 5 vs. USC (11/25/22)  
FREE THROWS: 4 (2x) MR vs. Maryland (12/6/22)  
FT ATTEMPTS: 6 (2x) MR vs. Maryland (12/6/22)  
REBOUNDS: 11 vs. Stanford (11/11/22)  
ASSISTS: 7 vs. Marquette (12/3/22)  
BLOCKS: 3 vs. Stanford (11/11/22)  
STEALS: 1 vs. Maryland (12/6/22)  
MINUTES: 35 (2x) MR vs. Marquette (12/3/22)

CAREER HIGHS

POINTS: 21 vs. Illinois St (12/29/21)  
FIELD GOALS: 7 (3x) MR at Minnesota (2/23/22)  
FG ATTEMPTS: 11 (2x) MR vs. Dayton (11/23/22)  
3-POINT FGS: 3 vs. Penn State (2/5/22)  
3-POINT FGAS: 5 (3x) MR vs. USC (11/25/22)  
FREE THROWS: 5 (2x) MR at Minnesota (2/23/22)  
FT ATTEMPTS: 7 vs. Illinois St (12/29/21)  
REBOUNDS: 11 vs. Stanford (11/11/22)  
ASSISTS: 7 vs. Marquette (12/3/22)  
BLOCKS: 3 vs. Stanford (11/11/22)  
STEALS: 1 (10x) MR at Maryland (12/6/22)  
MINUTES: 35 (2x) MR vs. Marquette (12/3/22)

GAME-BY-GAME STATISTICS

#22 CROWL, Steven

Opponent	Date	GS	MIN	Total		3-Pointers		Free throws		Rebounds			PF	A	TO	BLK	STL	PTS	AVG		
				FG-FGA	PCT	3FG-3FGA	PCT	FT-FTA	PCT	OFF	DEF	TOT								AVG	
South Dakota	11/07/2022	*	24:50	4-8	.500	2-4	.500	2-3	.667	0	3	3	3.0	1	2	1	2	0	12	12.0	
vs Stanford	11/11/2022	*	33:31	2-6	.333	1-4	.250	4-6	.667	2	9	11	7.0	4	2	2	3	0	9	10.5	
Green Bay	11/15/2022	*	28:14	3-6	.500	1-1	1.000	2-3	.667	4	5	9	7.7	0	0	2	1	0	9	10.0	
vs Dayton	11/23/2022	*	32:33	3-11	.273	0-4	.000	3-4	.750	3	4	7	7.5	2	4	2	0	0	9	9.8	
vs Kansas	11/24/2022	*	34:49	2-6	.333	0-2	.000	0-1	.000	0	6	6	7.2	0	3	0	1	0	4	8.6	
vs Southern California	11/25/2022	*	30:14	3-10	.300	1-5	.200	1-3	.333	2	5	7	7.2	0	3	1	1	0	8	8.5	
Wake Forest	11/29/2022	*	29:24	5-9	.556	2-3	.667	3-4	.750	1	6	7	7.1	3	3	2	1	0	15	9.4	
at Marquette	12/03/2022	*	35:20	3-4	.750	0-1	.000	2-2	1.000	2	2	4	6.8	4	7	3	0	0	8	9.3	
Maryland	12/06/2022	*	29:23	4-7	.571	0-3	.000	4-6	.667	0	6	6	6.7	3	3	1	0	1	12	9.6	
Totals			9	278:18	29-67	.433	7-27	.259	21-32	.656	14	46	60	6.7	17	27	14	9	1	86	9.6

CAREER STATISTICS

CROWL, Steven

SEASON	TEAM	GP-GS	MIN/AVG	Field Goals		3-Point		F-Throws		Rebounds			Scoring							
				FG-FGA	FG%	3FG-3FGA	3FG%	FT-FTA	FT%	OFF	DEF	TOT	AVG	PF-FO	A	TO	BLK	STL	PTS	AVG
2020-21	Wisc	12-0	36/3.0	4-8	.500	0-1	.000	0-0	.000	4	5	9	0.8	9-0	2	3	1	0	8	0.7
2021-22	Wisc	33-33	834/25.3	114-230	.496	26-82	.317	36-45	.800	48	96	144	4.4	84-1	48	31	9	9	290	8.8
2022-23	Wisc	9-9	278/30.9	29-67	.433	7-27	.259	21-32	.656	14	46	60	6.7	17-0	27	14	9	1	86	9.6
TOTAL		54-42	1149/21.3	147-305	.482	33-110	.300	57-77	.740	66	147	213	3.9	110-1	77	48	19	10	384	7.1

23 | CHUCKY HEPBURN

Sophomore | Guard | 6-2 | 205  
Omaha, Neb. | Bellevue West



Twitter: @ChuckyHepburn | Instagram: @chucky.hepburn

INDIVIDUAL BENCHMARKS		
	SEASON	CAREER
GP/GS:	9/9	42/42
10+ POINTS:	6	18
20+ POINTS:	1	1
3+ 3FGS:	4	8
3+ ASSISTS:	4	18
2+ STEALS:	6	16
LED UW IN PTS:	4	4
LED UW IN AST:	3	18

GET TO KNOW CHUCKY

Chucky Hepburn immediately stepped in and showed out for Wisconsin as a true freshman, living up to the praise from head coach Greg Gard who touted the point guard for his "vision and a feel to the floor that we've only had with a few guys the 20 years I've been here." The Big Ten All-Freshman Team honoree averaged 7.9 points per game in his debut season, while leading the team in assists and ranked second in steals. The first true freshman to start a season opener at Wisconsin since Devin Harris in 2001, Hepburn's mature game helped him maintain a 1.97 assist-to-turn-over ratio (77 ast, 39 to). Hepburn's heroics lifted the Badgers past No. 8 Purdue on March 1, 2022, as the freshman hit a go-ahead 3-pointer with 1.5 seconds left to finish with a career-high 17 points and help UW clinch a share of the Big Ten regular season championship.

- HONORS
- 2022-23 Preseason All-Big Ten Honoree
  - 2022 Big Ten All-Freshman Team

- TOP SEASON PERFORMANCES
- **WAKE FOREST (11/29/22):** Finished with a career-high 23 points, including a career-best 6 triples.
  - **vs. USC (11/25/22):** Matched a then-career-high 17 points (3-5 3FG), plus 4 assists to lead UW to a win.
  - **PURDUE (3/1/22):** Banked in game winning 3-point shot with 1.2 seconds remaining clinching the B1G regular season title for UW. Scored a then-career-high 17 points on 4-for-6 shooting from 3FG.
  - **at Rutgers (2/26/22):** Led UW with a game-high 5 assists, plus 13 points (2-4 3FG) and 2 steals in a win
  - **MARQUETTE (12/4/21):** Recorded career highs in points (15) and assists (6), plus 3 steals in the win

SEASON HIGHS		CAREER HIGHS	
POINTS:	23 vs. Wake Forest (11/29/22)	POINTS:	23 vs. Wake Forest (11/29/22)
FIELD GOALS:	7 (3x) MR vs. Marquette (12/3/22)	FIELD GOALS:	7 (3x) MR vs. Marquette (12/3/22)
FG ATTEMPTS:	18 vs. Wake Forest (11/29/22)	FG ATTEMPTS:	18 vs. Wake Forest (11/29/22)
3-POINT FGS:	6 vs. Wake Forest (11/29/22)	3-POINT FGS:	6 vs. Wake Forest (11/29/22)
3-POINT FGAS:	12 vs. Wake Forest (11/29/22)	3-POINT FGAS:	12 vs. Wake Forest (11/29/22)
FREE THROWS:	3 (2x) MR vs. Maryland (12/6/22)	FREE THROWS:	4 (4x) MR vs. Nebraska (3/6/22)
FT ATTEMPTS:	4 (2x) MR vs. Wake Forest (11/29/22)	FT ATTEMPTS:	5 (2x) MR vs. Nebraska (3/6/22)
REBOUNDS:	7 vs. Green Bay (11/15/22)	REBOUNDS:	7 vs. Green Bay (11/15/22)
ASSISTS:	5 vs. Stanford (11/11/22)	ASSISTS:	6 vs. Marquette (12/4/21)
BLOCKS:	--	BLOCKS:	2 vs. Indiana (12/8/21)
STEALS:	3 (2x) MR vs. Wake Forest (11/29/22)	STEALS:	4 vs. Green Bay (11/12/21)
MINUTES:	35 vs. Stanford (11/11/22)	MINUTES:	37 at Indiana (2/15/22)

GAME-BY-GAME STATISTICS

#23 HEPBURN, Chucky

Opponent	Date	GS	MIN	Total		3-Pointers		Free throws		Rebounds			PF	A	TO	BLK	STL	PTS	AVG	
				FG-FGA	PCT	3FG-3FGA	PCT	FT-FTA	PCT	OFF	DEF	TOT								AVG
South Dakota	11/07/2022	*	28:29	5-10	.500	3-5	.600	1-2	.500	0	3	3	3.0	2	3	2	0	2	14	14.0
vs Stanford	11/11/2022	*	34:58	5-13	.385	0-5	.000	1-1	1.000	0	2	2	2.5	1	5	1	0	3	11	12.5
Green Bay	11/15/2022	*	24:19	2-14	.143	1-3	.333	3-4	.750	3	4	7	4.0	3	3	2	0	0	8	11.0
vs Dayton	11/23/2022	*	30:51	1-10	.100	0-3	.000	0-0	.000	0	4	4	4.0	3	1	3	0	2	2	8.8
vs Kansas	11/24/2022	*	33:02	2-9	.222	1-1	1.000	1-2	.500	1	3	4	4.0	3	1	3	0	1	6	8.2
vs Southern California	11/25/2022	*	31:06	7-13	.538	3-5	.600	0-1	.000	0	2	2	3.7	0	4	1	0	2	17	9.7
Wake Forest	11/29/2022	*	34:51	7-18	.389	6-12	.500	3-4	.750	1	2	3	3.6	3	2	2	0	3	23	11.6
at Marquette	12/03/2022	*	26:16	7-10	.700	5-6	.833	0-0	.000	1	3	4	3.6	1	2	0	0	2	19	12.5
Maryland	12/06/2022	*	36:20	4-8	.500	2-4	.500	3-3	1.000	0	4	4	3.7	3	2	2	0	1	13	12.6
Totals		9	280:12	40-105	.381	21-44	.477	12-17	.706	6	27	33	3.7	19	23	16	0	16	113	12.6

CAREER STATISTICS

HEPBURN, Chucky

		Field Goals		3-Point		F-Throws		Rebounds						Scoring						
SEASON	TEAM	GP-GS	MIN/AVG	FG-FGA	FG%	3FG-3FGA	3FG%	FT-FTA	FT%	OFF	DEF	TOT	AVG	PF-FO	A	TO	BLK	STL	PTS	AVG
2021-22	Wisc	33-33	1022/31.0	92-237	.388	39-112	.348	39-56	.696	7	63	70	2.1	70-0	77	39	5	36	262	7.9
2022-23	Wisc	9-9	280/31.1	40-105	.381	21-44	.477	12-17	.706	6	27	33	3.7	19-0	23	16	0	16	113	12.6
TOTAL		42-42	1302/31.0	132-342	.386	60-156	.385	51-73	.699	13	90	103	2.5	89-0	100	55	5	52	375	8.9



# Individual Game by Game

## 10 | ISAAC LINDSEY

Sophomore | Guard | 6-4 | 185  
Mineral Point, Wis. | Mineral Point (UNLV)

### GAME-BY-GAME STATISTICS

#10 LINDSEY, Isaac

Opponent	Date	GS	MIN	Total		3-Pointers		Free throws		Rebounds				PF	A	TO	BLK	STL	PTS	AVG
				FG-FGA	PCT	3FG-3FGA	PCT	FT-FTA	PCT	OFF	DEF	TOT	AVG							
South Dakota	11/07/2022		05:04	1-2	.500	1-2	.500	0-0	.000	0	1	1	1.0	2	0	0	0	0	3	3.0
vs Stanford	11/11/2022		03:20	0-0	.000	0-0	.000	0-0	.000	0	0	0	0.5	1	0	0	0	0	0	1.5
Green Bay	11/15/2022		05:25	1-3	.333	0-2	.000	0-0	.000	1	1	2	1.0	2	1	0	0	0	2	1.7
vs Dayton	11/23/2022		09:07	2-4	.500	1-2	.500	0-0	.000	0	1	1	1.0	1	1	0	0	0	5	2.5
vs Kansas	11/24/2022		07:14	0-1	.000	0-1	.000	1-2	.500	0	1	1	1.0	1	0	0	0	0	1	2.2
vs Southern California	11/25/2022		07:42	1-3	.333	1-2	.500	0-0	.000	0	0	0	0.8	0	0	0	0	1	3	2.3
Wake Forest	11/29/2022		11:45	1-2	.500	1-2	.500	0-0	.000	1	0	1	0.9	0	0	1	0	0	3	2.4
at Marquette	12/03/2022		02:39	0-1	.000	0-1	.000	0-0	.000	0	0	0	0.8	0	0	0	0	0	0	2.1
Totals		0	52:17	6-16	.375	4-12	.333	1-2	.500	2	4	6	0.8	7	2	1	0	1	17	2.1

### CAREER STATISTICS

LINDSEY, Isaac

SEASON TEAM	GP-GS	MIN	Field Goals		3-Point		F-Throws		Rebounds				Scoring						
			FG-FGA	FG%	3FG-3FGA	3FG%	FT-FTA	FT%	OFF	DEF	TOT	AVG	PF-FO	A	TO	BLK	STL	PTS	AVG
2021-22 Wisc	6-0	12/2.0	1-5	.200	1-3	.333	0-0	.000	0	0	0	0.0	0-0	0	0	0	0	3	0.5
2022-23 Wisc	8-0	52/6.5	6-16	.375	4-12	.333	1-2	.500	2	4	6	0.8	7-0	2	1	0	1	17	2.1
TOTAL	14-0	64/4.6	7-21	.333	5-15	.333	1-2	.500	2	4	6	0.4	7-0	2	1	0	1	20	1.4

### SEASON HIGHS

POINTS: 5 vs. Dayton (11/23/22)  
FIELD GOALS: 2 vs. Dayton (11/23/22)  
FG ATTEMPTS: 4 vs. Dayton (11/23/22)  
3-POINT FGs: 1 (4x) MR vs. Wake Forest (11/25/22)  
3-POINT FGAS: 2 (5x) MR vs. Wake Forest (11/25/22)  
FREE THROWS: 1 vs. Kansas (11/24/22)  
FT ATTEMPTS: 2 vs. Kansas (11/24/22)  
REBOUNDS: 2 vs. Green Bay (11/15/22)  
ASSISTS: 1 (2x) MR vs. Dayton (11/23/22)  
BLOCKS: 1 vs. Marquette (12/3/22)  
STEALS: 1 vs. USC (11/25/22)  
MINUTES: 11 vs. Wake Forest (11/29/22)

### CAREER HIGHS

POINTS: 5 vs. Dayton (11/23/22)  
FIELD GOALS: 2 vs. Dayton (11/23/22)  
FG ATTEMPTS: 4 vs. Dayton (11/23/22)  
3-POINT FGs: 1 (4x) MR vs. Wake Forest  
3-POINT FGAS: 2 (5x) MR vs. Wake Forest  
FREE THROWS: 1 vs. Kansas (11/24/22)  
FT ATTEMPTS: 2 vs. Kansas (11/24/22)  
REBOUNDS: 2 vs. Green Bay (11/15/22)  
ASSISTS: 1 (2x) MR vs. Dayton (11/23/22)  
BLOCKS: 1 vs. Marquette (12/3/22)  
STEALS: 1 vs. USC (11/25/22)  
MINUTES: 11 vs. Wake Forest (11/29/22)

## 13 | JUSTIN TAPHORN

Junior | Guard | 6-5 | 215  
Pekin, Ill. | Pekin

### GAME-BY-GAME STATISTICS

#13 TAPHORN, Justin

Opponent	Date	GS	MIN	Total		3-Pointers		Free throws		Rebounds				PF	A	TO	BLK	STL	PTS	AVG
				FG-FGA	PCT	3FG-3FGA	PCT	FT-FTA	PCT	OFF	DEF	TOT	AVG							
South Dakota	11/07/2022		02:47	0-0	.000	0-0	.000	0-0	.000	0	0	0	0.0	0	0	0	0	0	0	0.0
Totals		0	02:47	0-0	.000	0-0	.000	0-0	.000	0	0	0	0.0	0	0	0	0	0	0	0.0

### CAREER STATISTICS

TAPHORN, Justin

SEASON TEAM	GP-GS	MIN	Field Goals		3-Point		F-Throws		Rebounds				Scoring						
			FG-FGA	FG%	3FG-3FGA	3FG%	FT-FTA	FT%	OFF	DEF	TOT	AVG	PF-FO	A	TO	BLK	STL	PTS	AVG
2020-21 Wisc	7-0	11/1.5	0-1	.000	0-1	.000	0-0	.000	0	0	0	0.0	0-0	0	1	0	0	0	0.0
2021-22 Wisc	4-0	4/1.1	0-0	.000	0-0	.000	0-0	.000	0	0	0	0.0	0-0	0	1	0	0	0	0.0
2022-23 Wisc	1-0	3/2.8	0-0	.000	0-0	.000	0-0	.000	0	0	0	0.0	0-0	0	0	0	0	0	0.0
TOTAL	12-0	18/1.5	0-1	.000	0-1	.000	0-0	.000	0	0	0	0.0	0-0	0	2	0	0	0	0.0

### SEASON HIGHS

POINTS: --  
FIELD GOALS: --  
FG ATTEMPTS: --  
3-POINT FGs: --  
3-POINT FGAS: --  
FREE THROWS: --  
FT ATTEMPTS: --  
REBOUNDS: --  
ASSISTS: --  
BLOCKS: --  
STEALS: --  
MINUTES: 3 vs. South Dakota (11/7/22)

### CAREER HIGHS

POINTS: --  
FIELD GOALS: --  
FG ATTEMPTS: 1 vs. Green Bay (12/1/20)  
3-POINT FGs: --  
3-POINT FGAS: 1 vs. Green Bay (12/1/20)  
FREE THROWS: --  
FT ATTEMPTS: --  
REBOUNDS: --  
ASSISTS: --  
BLOCKS: --  
STEALS: --  
MINUTES: 3 vs. South Dakota (11/7/22)

# Individual Game by Game

## 15 | ISAAC GARD

Freshman | Guard | 6-2 | 165  
Oregon, Wis. | Oregon

### GAME-BY-GAME STATISTICS

#15 GARD, Isaac

Opponent	Date	GS	MIN	Total		3-Pointers		Free throws		Rebounds				PF				PTS	AVG
				FG-FGA	PCT	3FG-3FGA	3FG%	FT-FTA	FT%	OFF	DEF	TOT	AVG	A	TO	BLK	STL		
South Dakota	11/07/2022		01:12	0-0	.000	0-0	.000	0-0	.000	0	0	0	0.0	0	0	0	0	0	0.0
Totals		0	01:12	0-0	.000	0-0	.000	0-0	.000	0	0	0	0.0	0	0	0	0	0	0.0

### CAREER STATISTICS

GARD, Isaac

					Field Goals		3-Point		F-Throws		Rebounds								Scoring				
SEASON	TEAM	GP	GS	MIN	AVG	FG-FGA	FG%	3FG-3FGA	3FG%	FT-FTA	FT%	OFF	DEF	TOT	AVG	PF	FO	A	TO	BLK	STL	PTS	AVG
2022-23	Wisc	1-0		1/1.2		0-0	.000	0-0	.000	0-0	.000	0	0	0	0.0	0	0	0	0	0	0	0	0.0
TOTAL		1-0		1/1.2		0-0	.000	0-0	.000	0-0	.000	0	0	0	0.0	0	0	0	0	0	0	0	0.0

### SEASON HIGHS

POINTS: --  
FIELD GOALS: --  
FG ATTEMPTS: --  
3-POINT FGS: --  
3-POINT FGAS: --  
FREE THROWS: --  
FT ATTEMPTS: --  
REBOUNDS: --  
ASSISTS: --  
BLOCKS: --  
STEALS: --  
MINUTES: 1 vs. South Dakota (11/7/22)

### CAREER HIGHS

POINTS: --  
FIELD GOALS: --  
FG ATTEMPTS: --  
3-POINT FGS: --  
3-POINT FGAS: --  
FREE THROWS: --  
FT ATTEMPTS: --  
REBOUNDS: --  
ASSISTS: --  
BLOCKS: --  
STEALS: --  
MINUTES: 1 vs. South Dakota (11/7/22)

## 21 | CHRIS HODGES

R-Freshman | Forward | 6-9 | 245  
Schaumburg, Ill. | Schaumburg

### GAME-BY-GAME STATISTICS

#21 HODGES, Chris

Opponent	Date	GS	MIN	Total		3-Pointers		Free throws		Rebounds				PF				PTS	AVG
				FG-FGA	PCT	3FG-3FGA	3FG%	FT-FTA	FT%	OFF	DEF	TOT	AVG	A	TO	BLK	STL		
South Dakota	11/07/2022		05:38	0-0	.000	0-0	.000	0-0	.000	0	0	0	0.0	0	0	1	0	0	0.0
vs Stanford	11/11/2022		01:34	0-1	.000	0-0	.000	0-0	.000	1	0	1	0.5	0	0	0	0	0	0.0
Green Bay	11/15/2022		00:28	0-0	.000	0-0	.000	0-0	.000	0	0	0	0.3	1	0	0	0	0	0.0
vs Dayton	11/23/2022		01:20	0-0	.000	0-0	.000	0-0	.000	0	0	0	0.3	0	0	0	0	0	0.0
Totals		0	09:00	0-1	.000	0-0	.000	0-0	.000	1	0	1	0.3	1	0	1	0	0	0.0

### CAREER STATISTICS

HODGES, Chris

					Field Goals		3-Point		F-Throws		Rebounds									Scoring	
SEASON	TEAM	GP-GS	MIN	AVG	FG-FGA	FG%	3FG-3FGA	3FG%	FT-FTA	FT%	OFF	DEF	TOT	AVG	PF-FO	A	TO	BLK	STL	PTS	AVG
2022-23	Wisc	4-0	9/2.3		0-1	.000	0-0	.000	0-0	.000	1	0	1	0.3	1-0	0	0	1	0	0	0.0
TOTAL		4-0	9/2.3		0-1	.000	0-0	.000	0-0	.000	1	0	1	0.3	1-0	0	0	1	0	0	0.0

### SEASON HIGHS

POINTS: --  
FIELD GOALS: --  
FG ATTEMPTS: 1 vs. Stanford (11/11/22)  
3-POINT FGS: --  
3-POINT FGAS: --  
FREE THROWS: --  
FT ATTEMPTS: --  
REBOUNDS: 1 vs. Stanford (11/11/22)  
ASSISTS: --  
BLOCKS: 1 vs. South Dakota (11/7/22)  
STEALS: --  
MINUTES: 6 vs. South Dakota (11/7/22)

### CAREER HIGHS

POINTS: --  
FIELD GOALS: --  
FG ATTEMPTS: 1 vs. Stanford (11/11/22)  
3-POINT FGS: --  
3-POINT FGAS: --  
FREE THROWS: --  
FT ATTEMPTS: --  
REBOUNDS: 1 vs. Stanford (11/11/22)  
ASSISTS: --  
BLOCKS: 1 vs. South Dakota (11/7/22)  
STEALS: --  
MINUTES: 6 vs. South Dakota (11/7/22)

# Individual Game by Game

## 30 | ROSS CANDELINO

Freshman | Guard | 6-5 | 185  
Jacksonville, Fla. | Ponte Vedra

### GAME-BY-GAME STATISTICS

#30 CANDELINO, Ross

Opponent	Date	GS	MIN	Total		3-Pointers		Free throws		Rebounds				PF	A	TO	BLK	STL	PTS	AVG
				FG-FGA	PCT	3FG-3FGA	PCT	FT-FTA	PCT	OFF	DEF	TOT	AVG							
South Dakota	11/07/2022		01:12	2-2	1.000	0-0	.000	0-1	.000	0	0	0	0.0	0	0	0	0	0	4	4.0
Totals		0	01:12	2-2	1.000	0-0	.000	0-1	.000	0	0	0	0.0	0	0	0	0	0	4	4.0

### CAREER STATISTICS

CANDELINO, Ross

			Field Goals		3-Point		F-Throws		Rebounds				Scoring						
SEASON TEAM	GP-GS	MIN/AVG	FG-FGA	FG%	3FG-3FGA	3FG%	FT-FTA	FT%	OFF	DEF	TOT	AVG	PF-FO	A	TO	BLK	STL	PTS	AVG
2022-23 Wisc	1-0	1/1.2	2-2	1.000	0-0	.000	0-1	.000	0	0	0	0.0	0-0	0	0	0	0	4	4.0
TOTAL	1-0	1/1.2	2-2	1.000	0-0	.000	0-1	.000	0	0	0	0.0	0-0	0	0	0	0	4	4.0

### SEASON HIGHS

POINTS: 4 vs. South Dakota (11/7/22)  
FIELD GOALS: 2 vs. South Dakota (11/7/22)  
FG ATTEMPTS: 2 vs. South Dakota (11/7/22)  
3-POINT FGS: --  
3-POINT FGAS: --  
FREE THROWS: --  
FT ATTEMPTS: 1 vs. South Dakota (11/7/22)  
REBOUNDS: --  
ASSISTS: --  
BLOCKS: --  
STEALS: --  
MINUTES: 1 vs. South Dakota (11/7/22)

### CAREER HIGHS

POINTS: 4 vs. South Dakota (11/7/22)  
FIELD GOALS: 2 vs. South Dakota (11/7/22)  
FG ATTEMPTS: 2 vs. South Dakota (11/7/22)  
3-POINT FGS: --  
3-POINT FGAS: --  
FREE THROWS: --  
FT ATTEMPTS: 1 vs. South Dakota (11/7/22)  
REBOUNDS: --  
ASSISTS: --  
BLOCKS: --  
STEALS: --  
MINUTES: 1 vs. South Dakota (11/7/22)

## 35 | MARKUS ILVER

Sophomore | Forward | 6-8 | 215  
Tallinn, Estonia | Western Reserve Academy

### GAME-BY-GAME STATISTICS

#35 ILVER, Markus

Opponent	Date	GS	MIN	Total		3-Pointers		Free throws		Rebounds				PF	A	TO	BLK	STL	PTS	AVG
				FG-FGA	PCT	3FG-3FGA	PCT	FT-FTA	PCT	OFF	DEF	TOT	AVG							
South Dakota	11/07/2022		09:10	1-2	.500	1-2	.500	2-2	1.000	0	2	2	2.0	0	1	0	0	0	5	5.0
Green Bay	11/15/2022		10:28	1-2	.500	0-1	.000	0-0	.000	0	1	1	1.5	1	0	1	0	1	2	3.5
vs Dayton	11/23/2022		09:50	2-5	.400	2-4	.500	0-0	.000	1	1	2	1.7	0	0	0	0	0	6	4.3
vs Kansas	11/24/2022		04:21	0-1	.000	0-1	.000	0-0	.000	0	0	0	1.3	1	0	0	0	0	0	3.3
vs Southern California	11/25/2022		02:05	0-0	.000	0-0	.000	0-0	.000	0	1	1	1.2	2	0	1	0	0	0	2.6
Wake Forest	11/29/2022		01:51	0-0	.000	0-0	.000	0-0	.000	0	0	0	1.0	0	0	0	0	0	0	2.2
Totals		0	37:45	4-10	.400	3-8	.375	2-2	1.000	1	5	6	1.0	4	1	2	0	1	13	2.2

### CAREER STATISTICS

ILVER, Markus

			Field Goals		3-Point		F-Throws		Rebounds				Scoring						
SEASON TEAM	GP-GS	MIN/AVG	FG-FGA	FG%	3FG-3FGA	3FG%	FT-FTA	FT%	OFF	DEF	TOT	AVG	PF-FO	A	TO	BLK	STL	PTS	AVG
2021-22 Wisc	8-0	28/3.4	1-8	.125	0-5	.000	3-4	.750	1	3	4	0.5	7-0	2	0	0	0	5	0.6
2022-23 Wisc	6-0	38/6.3	4-10	.400	3-8	.375	2-2	1.000	1	5	6	1.0	4-0	1	2	0	1	13	2.2
TOTAL	14-0	65/4.7	5-18	.278	3-13	.231	5-6	.833	2	8	10	0.7	11-0	1	4	0	1	18	1.3

### SEASON HIGHS

POINTS: 6 vs. Dayton (11/23/22)  
FIELD GOALS: 2 vs. Dayton (11/23/22)  
FG ATTEMPTS: 5 vs. Dayton (11/23/22)  
3-POINT FGS: 2 vs. Dayton (11/23/22)  
3-POINT FGAS: 4 vs. Dayton (11/23/22)  
FREE THROWS: 2 vs. South Dakota (11/7/22)  
FT ATTEMPTS: 2 vs. South Dakota (11/7/22)  
REBOUNDS: 2 (2x) MR vs. Dayton (11/23/22)  
ASSISTS: 1 vs. South Dakota (11/7/22)  
BLOCKS: --  
STEALS: 1 vs. Green Bay (11/15/22)  
MINUTES: 10 (2x) MR vs. Dayton (11/23/22)

### CAREER HIGHS

POINTS: 6 vs. Dayton (11/23/22)  
FIELD GOALS: 2 vs. Dayton (11/23/22)  
FG ATTEMPTS: 5 vs. Dayton (11/23/22)  
3-POINT FGS: 2 vs. Dayton (11/23/22)  
3-POINT FGAS: 4 vs. Dayton (11/23/22)  
FREE THROWS: 3 vs. Green Bay (11/12/21)  
FT ATTEMPTS: 4 vs. Green Bay (11/12/21)  
REBOUNDS: 4 vs. Green Bay (11/12/21)  
ASSISTS: --  
BLOCKS: --  
STEALS: 1 vs. Green Bay (11/15/22)  
MINUTES: 11 vs. Green Bay (11/12/21)

2022-23 OVERALL STATISTICS

Game Records

Record	Overall	Home	Away	Neutral
ALL GAMES	7-2	3-1	1-0	3-1
CONFERENCE	1-0	1-0	0-0	0-0
NON-CONFERENCE	6-2	2-1	1-0	3-1

Score by Periods

Team	1st	2nd	OT	TOT
Wisconsin	287	293	15	595
Opponents	240	285	13	538

Team Box Score

No.	Player				Total		3-Point		F-Throw		Rebounds													
		GP-GS	MIN	AVG	FG-FGA	FG%	3FG-3FGA	3FG%	FT-FTA	FT%	OFF	DEF	TOT	AVG	PF	DQ	A	TO	BLK	STL	PTS	AVG		
5	WAHL, Tyler	9-9	276:19	30.7	43-110	.391	2-15	.133	37-50	.740	13	49	62	6.9	27	1	15	26	4	12	125	13.9		
23	HEPBURN, Chucky	9-9	280:12	31.1	40-105	.381	21-44	.477	12-17	.706	6	27	33	3.7	19	0	23	16	0	16	113	12.6		
3	ESSEGIAN, Connor	9-0	188:43	21.0	28-63	.444	19-39	.487	15-15	1.000	4	19	23	2.6	13	0	10	10	0	6	90	10.0		
22	CROWL, Steven	9-9	278:18	30.9	29-67	.433	7-27	.259	21-32	.656	14	46	60	6.7	17	0	27	14	9	1	86	9.6		
2	DAVIS, Jordan	9-9	226:33	25.2	22-59	.373	9-32	.281	6-9	.667	11	27	38	4.2	17	1	5	2	1	7	59	6.6		
11	KLESMIT, Max	9-9	284:43	31.6	17-42	.405	9-23	.391	15-19	.789	1	25	26	2.9	21	0	15	8	1	14	58	6.4		
30	CANDELINO, Ross	1-0	01:12	1.2	2-2	1.000	0-0	.000	0-1	.000	0	0	0	0.0	0	0	0	0	0	0	4	4.0		
14	GILMORE, Carter	9-0	150:15	16.7	9-23	.391	2-6	.333	2-8	.250	7	15	22	2.4	17	0	8	3	2	10	22	2.4		
35	ILVER, Markus	6-0	37:45	6.3	4-10	.400	3-8	.375	2-2	1.000	1	5	6	1.0	4	0	1	2	0	1	13	2.2		
10	LINDSEY, Isaac	8-0	52:17	6.5	6-16	.375	4-12	.333	1-2	.500	2	4	6	0.8	7	0	2	1	0	1	17	2.1		
0	NEATH, Jahcobi	3-0	28:25	9.5	1-4	.250	1-2	.500	0-0	.000	0	1	1	0.3	2	0	1	2	0	1	3	1.0		
4	MCGEE, Kamari	6-0	32:19	5.4	2-4	.500	1-3	.333	0-0	.000	1	4	5	0.8	7	0	3	3	0	1	5	0.8		
15	GARD, Isaac	1-0	01:12	1.2	0-0	.000	0-0	.000	0-0	.000	0	0	0	0.0	0	0	0	0	0	0	0	0.0		
21	HODGES, Chris	4-0	09:00	2.3	0-1	.000	0-0	.000	0-0	.000	1	0	1	0.3	1	0	0	0	1	0	0	0.0		
13	TAPHORN, Justin	1-0	02:47	2.8	0-0	.000	0-0	.000	0-0	.000	0	0	0	0.0	0	0	0	0	0	0	0	0.0		
Team											12	10	22				5							
Total		9	1850		203-506	.401	78-211	.370	111-155	.716	73	232	305	33.9	152	2	110	92	18	70	595	66.1		
Opponents		9	1850		195-481	.405	56-192	.292	92-147	.626	77	247	324	36.0	159	2	83	120	33	47	538	59.8		

Team Statistics

	WISC	OPP
Scoring	595	538
Points per game	66.1	59.8
Scoring margin	+6.3	-
Field goals-att	203-506	195-481
Field goal pct	.401	.405
3 point fg-att	78-211	56-192
3-point FG pct	.370	.292
3-pt FG made per game	8.7	6.2
Free throws-att	111-155	92-147
Free throw pct	.716	.626
F-Throws made per game	12.3	10.2
Rebounds	305	324
Rebounds per game	33.9	36.0
Rebounding margin	-2.1	-
Assists	110	83
Assists per game	12.2	9.2
Turnovers	92	120
Turnovers per game	10.2	13.3
Turnover margin	+3.1	-
Assist/turnover ratio	1.2	0.7
Steals	70	47
Steals per game	7.8	5.2
Blocks	18	33
Blocks per game	2.0	3.7
Winning streak	2	-
Home win streak	1	-
Attendance	42988	17760
Home games-Avg/Game	4-10747	1-17760
Neutral site-Avg/Game	-	4-5167

Team Results

Date	Opponent		Score	Att.
11/07/2022	South Dakota	W	85-59	14349
11/11/2022	vs Stanford	W	60-50	17927
11/15/2022	Green Bay	W	56-45	14204
11/23/2022	vs Dayton	W	43-42	1047
11/24/2022	vs Kansas	Lot	68-69	1185
11/25/2022	vs Southern California	W	64-59	510
11/29/2022	Wake Forest	L	75-78	14435
12/03/2022	at Marquette	Wot	80-77	17760
12/06/2022	Maryland	W	64-59	0



GAME-BY-GAME STATISTICS

WISCONSIN

Opponent	Date	Score		FG-FGA	PCT	3FG-3FGA	PCT	FT-FTA	PCT	OFF	DEF	TOT	AVG	PF	A	TO	BLK	STL	PTS	AVG
South Dakota	11/07/2022	85-59	W	28-55	.509	12-26	.462	17-23	.739	7	30	37	37.0	15	14	10	4	8	85	85.0
vs Stanford	11/11/2022	60-50	W	22-59	.373	5-20	.250	11-18	.611	9	23	32	34.5	20	9	9	4	11	60	72.5
Green Bay	11/15/2022	56-45	W	16-53	.302	8-19	.421	16-19	.842	15	30	45	38.0	18	8	14	2	6	56	67.0
vs Dayton	11/23/2022	43-42	W	14-59	.237	6-27	.222	9-10	.900	11	28	39	38.3	17	7	10	1	8	43	61.0
vs Kansas	11/24/2022	68-69	Lot	24-62	.387	6-19	.316	14-19	.737	6	29	35	37.6	19	10	6	1	8	68	62.4
vs Southern California	11/25/2022	64-59	W	25-56	.446	10-24	.417	4-8	.500	6	26	32	36.7	7	13	8	1	6	64	62.7
Wake Forest	11/29/2022	75-78	L	24-56	.429	12-28	.429	15-18	.833	6	17	23	34.7	18	14	12	1	7	75	64.4
at Marquette	12/03/2022	80-77	Wot	30-59	.508	12-27	.444	8-13	.615	10	22	32	34.4	20	21	15	1	9	80	66.4
Maryland	12/06/2022	64-59	W	20-47	.426	7-21	.333	17-27	.630	3	27	30	33.9	18	14	8	3	7	64	66.1
Total		595		203-506	.401	78-211	.370	111-155	.716	73	232	305	33.9	152	110	92	18	70	595	66.1
Opponents		538		195-481	.405	56-192	.292	92-147	.626	77	247	324	36.0	159	83	120	33	47	538	59.8

Wisconsin Averages

Games Played	Points/game	FG Pct	3FG Pct	FT Pct	Rebounds/game	Assists/game	Turnovers/game	Assist/Turnover ratio	Steals/game	Blocks/game
9	66.1	40.1	37.0	71.6	33.9	12.2	10.2	1.2	7.8	2.0

GAME-BY-GAME STATISTICS

OPPONENT

Opponent	Date	Score		FG-FGA	PCT	3FG-3FGA	PCT	FT-FTA	PCT	OFF	DEF	TOT	AVG	PF	A	TO	BLK	STL	PTS	AVG
South Dakota	11/07/2022	85-59	W	23-57	.404	2-15	.133	11-17	.647	8	26	34	34.0	20	7	10	2	5	59	59.0
vs Stanford	11/11/2022	60-50	W	17-47	.362	1-16	.063	15-23	.652	7	31	38	36.0	20	6	16	9	5	50	54.5
Green Bay	11/15/2022	56-45	W	15-44	.341	2-14	.143	13-23	.565	3	22	25	32.3	18	6	9	2	9	45	51.3
vs Dayton	11/23/2022	43-42	W	16-53	.302	4-27	.148	6-9	.667	11	34	45	35.5	13	6	17	4	4	42	49.0
vs Kansas	11/24/2022	68-69	Lot	24-62	.387	9-29	.310	12-21	.571	14	36	50	38.4	18	15	13	2	5	69	53.0
vs Southern California	11/25/2022	64-59	W	23-56	.411	11-23	.478	2-6	.333	10	26	36	38.0	14	12	14	5	2	59	54.0
Wake Forest	11/29/2022	75-78	L	29-54	.537	8-24	.333	12-16	.750	9	24	33	37.3	20	8	15	2	3	78	57.4
at Marquette	12/03/2022	80-77	Wot	27-53	.509	9-20	.450	14-20	.700	7	19	26	35.9	16	14	12	1	10	77	59.9
Maryland	12/06/2022	64-59	W	21-55	.382	10-24	.417	7-12	.583	8	29	37	36.0	20	9	14	6	4	59	59.8
Total		538		195-481	.405	56-192	.292	92-147	.626	77	247	324	36.0	159	83	120	33	47	538	59.8
Wisconsin		595		203-506	.401	78-211	.370	111-155	.716	73	232	305	33.9	152	110	92	18	70	595	66.1

Opponents Averages

Games Played	Points/ game	FG Pct	3FG Pct	FT Pct	Rebounds/ game	Assists/ game	Turnovers/ game	Assist/Turnover ratio	Steals/ game	Blocks/ game
9	59.8	40.5	29.2	62.6	36.0	9.2	13.3	0.7	5.2	3.7

## GAME 1: WISCONSIN 85, SOUTH DAKOTA 59

Nov. 7, 2022 • Madison, Wis. • Kohl Center



Official Basketball Box Score - Final  
**South Dakota at Wisconsin**  
 11/07/22 Kohl Center, Madison  
 2022-23 Men's Basketball

Game Time: 7:30 PM  
 Game Duration: 1:58  
 Attendance: 14,349

Officials: Larry Scrotto, Brian Anseliger, Rhett Lamoreaux

South Dakota - 59

Record: 0-1

NO. Name	Min	FG	3P	FT	Rebounds	Fouls	TP	AS	TO	ST	Blocks	BA	+
34 Tasos Kamateros	F 26:29	3-9	0-3	0-0	1 4 5	2 1	6	0	0	1	0	1	-20
2 Damani Hayes	G 22:53	1-3	0-0	0-0	1 6 7	1 0	2	0	0	0	1	1	-19
5 Kruz Perrott-Hunt	G 32:45	10-20	0-2	1-1	1 2 3	4 4	21	3	2	2	0	1	-18
10 A.J. Pitzlweitt	G 26:59	2-5	1-2	3-6	1 3 4	4 3	8	1	4	0	0	0	-21
11 Mason Archambault	G 22:10	1-6	0-3	2-2	0 3 3	3 2	4	0	0	1	0	0	-24
23 Paul Bruns	21:16	2-6	1-4	0-0	2 3 5	2 2	10	0	2	1	1	0	-18
13 Mihal Carcoana	08:42	0-0	0-0	0-0	1 1 1	3 0	0	0	1	0	0	0	-8
55 Jeremiah Coleman	10:32	2-3	0-1	0-2	0 2 2	0 2	4	1	0	0	0	0	-7
3 Max Burchill	17:04	1-3	0-0	0-1	0 1 1	1 1	2	2	0	0	0	0	-6
33 Felix Brostrom	09:58	0-1	0-0	0-0	0 0 0	2 0	0	0	1	0	0	1	-3
22 Keaton Kutcher	01:12	1-1	0-0	0-0	0 0 0	0 0	2	0	0	0	0	0	0
Team					2 1 3				0				
Totals		23-57	2-15	11-17	8 26 34	20 15	59	7	10	5	2	4	-26

Technical Fouls: NONE

Wisconsin - 85

Record: 1-0

NO. Name	Min	FG	3P	FT	Rebounds	Fouls	TP	AS	TO	ST	Blocks	BA	+
5 Tyler Wahl	F 26:58	5-11	0-3	9-10	3 7 10	2 7	19	4	3	2	1	1	24
22 Steven Crowl	F 24:50	4-8	2-4	2-3	0 3 3	1 2	12	2	1	0	2	0	19
2 Jordan Davis	G 20:40	3-8	0-2	0-1	1 5 6	1 2	6	0	0	0	0	1	14
11 Max Klesmit	G 30:39	3-6	2-3	3-4	0 4 4	2 3	11	0	2	1	0	0	24
23 Chucky Hepburn	G 28:29	5-10	3-5	1-2	0 3 3	2 3	14	3	2	2	0	0	27
0 Jahcobi Neath	08:44	1-1	1-1	0-0	0 1 1	1 0	3	0	0	0	0	0	5
14 Carter Gilmore	12:12	1-1	0-0	0-0	2 1 3	0 0	2	1	1	0	1	0	5
3 Connor Essegian	14:23	2-3	2-3	0-0	0 1 1	2 1	6	1	1	1	0	0	7
4 Kamari McGee	08:02	0-1	0-1	0-0	0 2 2	2 0	0	2	1	1	0	0	-2
35 Markus Iver	09:10	1-2	1-2	2-2	0 2 2	0 1	5	1	0	0	0	0	1
21 Chris Hodges	05:38	0-0	0-0	0-0	0 0 0	0 0	0	0	0	0	1	0	3
10 Isaac Lindsey	05:04	1-2	1-2	0-0	0 1 1	2 0	3	0	0	0	0	0	2
13 Justin Taphorn	02:47	0-0	0-0	0-0	0 0 0	0 0	0	0	0	0	0	0	1
15 Isaac Gard	01:12	0-0	0-0	0-0	0 0 0	0 0	0	0	0	0	0	0	0
30 Ross Candelino	01:12	2-2	0-0	0-1	0 0 0	0 1	4	0	0	0	0	0	0
Team					1 0 1				0				
Totals		28-55	12-26	17-23	7 30 37	15 20	85	14	10	8	4	2	26

Technical Fouls: NONE

Biggest lead	SD	UW
0 (1 <sup>st</sup> 20:00)	28 (2 <sup>nd</sup> 0:46)	
Best Scoring Run	7 (1 <sup>st</sup> 12:21)	10 (2 <sup>nd</sup> 7:21)
Lead Changes	0	
Times Tied	0	
Time with Lead	00:00	39:50

**NOTES:** Wisconsin won its home opener for the 7th straight season and the 24th time in the last 25 years...UW is 7-0 in home openers under Greg Gard...Tyler Wahl tallied his 5th career double-double...Max Klesmit, Connor Essegian, Kamari McGee, Chris Hodges, Ross Candelino and Isaac Gard made their UW debuts.

## GAME 2: WISCONSIN 60, STANFORD 50

Nov. 11, 2022 • Milwaukee, Wis. • American Family Field



Official Basketball Box Score - Final  
**Stanford at Wisconsin**  
 11/11/22 American Family Field, Milwaukee  
 2022-23 Men's Basketball

Game Time: 6:30 PM  
 Game Duration: 2:05  
 Attendance: 17,927

Officials: Eric Curry, Brian Droney, John Higgins

Stanford - 50

Record: 1-1

NO. Name	Min	FG	3P	FT	Rebounds	Fouls	TP	AS	TO	ST	Blocks	BA	+
22 James Keefe	F 15:44	1-2	0-0	0-0	4 4 4	2 0	2	1	4	1	0	0	-4
23 Brandon Angel	F 29:59	5-11	1-5	3-4	1 2 3	4 3	14	0	1	0	0	2	-9
55 Harrison Ingram	F 32:24	2-8	0-2	2-4	2 6 8	2 5	6	1	3	0	2	1	-5
5 Michael O'Connell	G 28:37	1-5	0-1	1-1	1 4 5	2 1	3	2	1	2	0	0	-10
13 Michael Jones	G 33:16	3-7	0-2	3-5	1 3 4	2 5	9	1	2	0	2	1	-4
1 Isa Silva	11:23	1-1	0-0	1-2	0 0 0	4 2	3	0	1	1	0	0	-10
14 Spencer Jones	20:31	3-9	0-5	2-2	1 3 4	2 2	8	1	2	1	4	0	-7
42 Maxime Raynaud	24:16	1-4	0-1	1-2	0 6 6	1 1	3	0	2	0	1	0	-6
10 Max Murrell	03:50	0-0	0-0	2-3	0 0 0	1 1	2	0	0	0	0	0	-5
Team					1 3 4				0				
Totals		17-47	1-16	15-23	7 31 38	20 50	60	6	16	5	9	4	-10

Technical Fouls: Keefe 1<sup>st</sup> 18:35

Wisconsin - 60

Record: 2-0

NO. Name	Min	FG	3P	FT	Rebounds	Fouls	TP	AS	TO	ST	Blocks	BA	+
5 Tyler Wahl	F 32:48	6-13	1-2	4-8	1 4 5	2 6	17	0	2	3	0	2	8
22 Steven Crowl	F 33:31	2-6	1-4	4-6	2 9 11	4 3	9	2	2	0	3	1	14
2 Jordan Davis	G 25:02	5-9	1-3	2-3	3 0 3	3 4	13	0	1	1	0	2	12
11 Max Klesmit	G 16:59	0-1	0-0	0-0	0 3 3	4 0	0	1	0	1	0	0	5
23 Chucky Hepburn	G 34:58	6-13	0-5	1-1	0 2 2	1 1	11	5	1	3	0	1	12
3 Connor Essegian	23:01	3-9	2-4	0-0	0 2 2	1 2	8	0	0	0	0	1	5
0 Jahcobi Neath	15:03	0-3	0-1	0-0	0 0 0	0 0	1	0	1	2	1	0	0
14 Carter Gilmore	12:07	1-4	0-0	0-0	0 1 1	3 2	2	0	0	2	1	1	-2
10 Isaac Lindsey	03:20	0-0	0-0	0-0	0 0 0	0 1	1	0	0	0	0	0	0
21 Chris Hodges	01:34	0-1	0-0	0-0	1 0 1	0 0	0	0	0	0	0	0	1
4 Kamari McGee	01:37	0-0	0-0	0-0	0 0 0	0 0	1	0	0	0	0	0	-2
Team					2 2 4				0		1		
Totals		22-59	5-20	11-18	9 23 32	20 60	60	9	9	11	4	9	10

Technical Fouls: NONE

Biggest lead	Stan	UW
1 (1 <sup>st</sup> 15:02)	13 (1 <sup>st</sup> 1:08)	
Best Scoring Run	6 (1 <sup>st</sup> 15:02)	8 (1 <sup>st</sup> 1:08)
Lead Changes	6	
Times Tied	3	
Time with Lead	02:17	36:32

Points from Turnovers	Stan	UW
10	18	
Paint	30	26
Second Chance	10	8
Fast Breaks	2	6
Bench	16	10

**NOTES:** Wisconsin opened the season 2-0 for the 3rd straight year and the 5th time in the last 6 years...UW improved to 64-57 all-time in the city of Milwaukee... Tyler Wahl scored in double figures in back-to-back games reaching the mark for the 26th time in his career...Steven Crowl set new career highs with 11 rebounds and 3 blocks...Jordan Davis scored a career-high 13 points.

## GAME 3: WISCONSIN 56, GREEN BAY 45

Nov. 15, 2022 • Madison, Wis. • Kohl Center



Official Basketball Box Score - Final  
**Green Bay at Wisconsin**  
 11/15/22 Kohl Center, Madison  
 2022-23 Men's Basketball

Game Time: 8:00 PM  
 Game Duration: 1:57  
 Attendance: 14,524

Officials: Bill B, Lewis Garrison, Rob Kuenenren

Green Bay - 45

Record: 0-3

NO. Name	Min	FG	3P	FT	Rebounds	Fouls	TP	AS	TO	ST	Blocks	BA	+
3 Clarence Cummings III	F 33:29	2-10	0-3	2-4	0 1 1	4 2	6	1	1	2	1	2	-7
11 Cade Meyer	F 28:00	5-8	0-1	3-4	0 1 3	2 3	13	0	3	0	1	0	-4
24 Brock Heffner	F 20:59	1-6	0-2	1-2	1 1 2	3 1	3	0	0	1	0	0	-5
4 Davin Zeigler	G 20:04	0-3	0-1	1-2	0 5 5	3 2	1	2	0	0	0	0	-14
55 Nate Jenkins	G 24:42	0-1	0-1	0-0	0 4 4	1 1	0	0	1	0	0	0	-5
1 Randy Tucker	15:10	1-4	0-2	0-0	0 1 1	2 0	2	0	0	0	0	0	-6
0 Garren Davis	23:00	1-5	0-2	2-4	0 2 2	1 4	4	2	1	2	0	0	-3
5 Zae Blake	26:22	5-5	2-2	3-5	0 4 4	1 3	15	0	1	4	0	0	-7
13 Donovan Short	08:14	0-1	0-0	1-2	1 0 1	1 2	1	1	2	0	0	0	-12
Team					1 1 2				0				
Totals		15-44	2-14	13-23	3 22 25	18 18	45	6	9	9	2	2	-11

Technical Fouls: NONE

Wisconsin - 56

Record: 3-0

NO. Name	Min	FG	3P	FT	Rebounds	Fouls	TP	AS	TO	ST	Blocks	BA	+
5 Tyler Wahl	F 23:49	2-11	0-1	4-4	2 7 9	4 5	8	0	4	0	0	1	6
22 Steven Crowl	F 28:14	3-6	1-1	2-3	4 5 9	0 3	9	0	2	0	1	0	1
2 Jordan Davis	G 32:59	3-7	3-6	2-2	1 2 3	0 1	11	1	0	2	1	0	13
11 Max Klesmit	G 35:57	2-5	2-4	3-4	1 4 5	1 6	9	1	0	2	0	0	12
23 Chucky Hepburn	G 24:19	2-14	1-3	3-4	3 4 7	3 2	8	3	2	0	0	1	10
14 Carter Gilmore	20:44	2-4	1-1	0-0	2 3 5	4 0	5	1	2	1	0	0	12
35 Markus Iver	10:28	1-2	0-1	0-0	0 1 1	1 2	0	0	1	1	0	0	7
3 Connor Essegian	07:29	0-1	0-0	2-2	0 1 1	0 0	2	0	2	0	0	0	-1
0 Jahcobi Neath	04:38	0-0	0-0	0-0	0 0 0	1 0	0	0	0	0	0	0	-2
4 Kamari McGee	05:30	0-0	0-0	0-0	0 0 0	1 0	0	0	1	1	0	0	-6
10 Isaac Lindsey	05:25	1-3	0-2	0-0	1 1 2	2 0	2	1	0	0	0	0	4
21 Chris Hodges	00:28	0-0	0-0	0-0	0 0 0	1 0	0	0	0	0	0	0	-1
Team					1 2 3				0				
Totals		16-53	8-19	16-19	15 30 45	18 18	56	8	14	6	2	2	11

Technical Fouls: NONE

	UWGB	UW
Biggest lead	2 (1 <sup>st</sup> 19:24)	19 (2 <sup>nd</sup> 19:18)
Best Scoring Run	8 (2 <sup>nd</sup> 13:13)	11 (1 <sup>st</sup> 4:08)
Lead Changes		3
Times Tied		0
Time with Lead	04:26	34:58

	Points from	UWGB	UW
Turnovers		8	10
Paint		22	16
Second Chance		2	17
Fast Breaks		0	5
Bench		22	11

	Period by Period Scoring		
	1st	2nd	TOT
UWGB	15	30	45
UW	32	24	56

## Nov. 24, 2022 • Paradise Island, Bahamas. • Imperial Arena



Game Time: 11:00 AM  
Game Duration: 2:17  
Attendance: 1,185

**Officials:** Mike Roberts, Raymie Styons, Bret Smith

Wisconsin - 68		Record: 4-1																		
NO. NAME	Min	FG MA	3P MA	FT	Rebounds OR DR TOT	Fouls FF	TP	AS	TO	ST	Blocks BS BA	+	-	Shooting By Period						
5 Tyler Wahl	F 35:00	8-19	0-1	7-8	3 7 10	4 8	23	2	2	3	0	0	+10	1 <sup>st</sup> FG	8-26	30.8%				
22 Steven Jordan	F 34:48	2-6	0-2	0-1	0 6 6	0 2	4	3	0	0	0	1	0	3P <sup>1st</sup>	2-8	25.0%				
10 Jordan Davis	G 17:29	0-5	0-3	0-0	0 4 4	1 0	0	1	0	0	0	0	-8	FT	2-5	40.0%				
11 Max Klesmit	G 43:08	4-6	2-3	3-4	0 1 1	2 2	13	0	1	0	0	2	0	2 <sup>nd</sup> FG	14-29	48.3%				
23 Chucky Hepburn	G 33:02	2-9	1-1	1-2	1 3 4	3 1	6	1	3	1	0	1	-3	3P <sup>1st</sup>	4-9	44.4%				
3 Connor Esselgang	01:05	6-12	3-7	2-2	1 4 5	2 17	1	1	0	0	0	0	5	FT	11-13	84.6%				
14 Carter Glimore	14:00	0-0	0-0	0-0	0 0 0	0 0	0	0	2	0	0	0	0	OT FG	2-7	28.6%				
4 Kamari McGee	04:44	0-0	0-0	0-0	0 1 1	3 0	0	0	0	0	0	0	0	3P <sup>1st</sup>	0-2	0.0%				
35 Markus Iver	04:21	0-1	0-1	0-0	0 0 0	1 0	0	0	0	0	0	0	-5	FT	1-1	100%				
10 Isaac Lindsey	07:41	0-1	0-1	1-2	0 1 1	1 1	1	0	0	0	0	0	2	GM FG	24-62	38.7%				
					0 1 1	0 1	0	0	0	0	0	0	0	3P <sup>1st</sup>	6-19	31.6%				
Team					0 1 1	0 0	0	0	0	0	0	0	0	FT	14-19	73.7%				
Totals		24-62	6-19	14-19	6 29 35	19 18	68	10	6	8	1	2	-1		Dead Ball Rebounds	13.0				

Technical Fouls:Essegian 1<sup>st</sup>14:12Klesmit 2<sup>nd</sup>5:21

Kansas - 69		Record: 6-30																		
NO. NAME	Min	FG		3P		FT	Rebounds	Fouls	TP	AS	TO	ST	Blocks		+/-	Shooting By Period				
		M	A	M	A								OR	DR		1	2	3	4	
10 Jalen Wilson	40:01	9-20	2-6	9-14	0	10	14	11	29	1	3	0	0	0	-2	1 <sup>st</sup> FG	12-32	37.5%		
24 KJ Adams, Jr.	42:24	6-22	0-0	2-4	3	3	6	2	6	1	2	1	0	0	-4	2 <sup>nd</sup> FG	6-17	35.3%		
4 Dewayne Harris	36:02	2-7	1-1	3-3	0	1	1	0	0	0	0	0	0	0	0	2 <sup>nd</sup> FG	10-24	41.7%		
3 Gaudy Dick	36:48	3-8	3-7	0-0	1	4	5	1	2	9	0	0	0	0	-8	3 <sup>rd</sup> FG	3-9	33.3%		
15 Kevin McCullar	36:12	2-16	3-9	1-2	4	5	9	5	2	18	3	1	1	1	0	0	FT	7-14	50%	
1 Joseph Yusufu	09:14	0-2	0-0	0-0	0	1	1	2	0	0	0	0	0	0	9	OTFG	2-6	33.3%		
2 Zach Clemence	12:30	0-6	0-5	0-0	1	2	3	1	0	0	1	1	0	0	5	3 <sup>rd</sup> FG	0-3	0%		
01 Bobby Pettiford	19:26	-1-1	0-0	0-0	0	0	0	0	2	2	0	0	0	0	3	FT	2-2	100%		
11 M. Rie	02:25	0-0	0-0	0-0	0	0	0	0	0	0	0	0	0	0	0	GMFG	24-62	38.7%		
Team					2	5	7	0	0	0	0	0	0	0	0	FT%	9-29	31.0%		
Totals		24-62		9-29	12-21	14	36	50	18	19	69	15	13	5	2	1	1	FT%	21-21	57.1%

Technical Fouls::NONE

	WIS	KAN	Points from	WIS	KAN	Period by Period Scoring				
Biggest lead	3 (1 <sup>st</sup> 14:48)	15 (2 <sup>nd</sup> 15:46)	Turnovers	13	4					
Best Scoring Run	11 (2 <sup>nd</sup> 0:23)	10 (2 <sup>nd</sup> 3:40)	Paint	34	26	1 <sup>st</sup>	2 <sup>nd</sup>	OT	TOT	
Lead Changes	10	12	Second Chance	10	11	WIS	20	43	5	68
Times Tied	8		Fast Breaks	5	7	KAN	33	30	6	69
Time with Lead	05:35	33:15	Bench	22	2					

Nov. 25, 2022 • Paradise Island, Bahamas • Imperial Arena



Game Time: 1:00 PM  
Game Duration: 1:48  
Attendance: 510

**Officials:** Tony Padilla, Bert Smith, Brett Smith

Southern California - 59			Record: 4-3															Shooting By Period			
NO.	Name	Min	FG	M-A	3P	FT	Rebounds	Fouls	TP	AS	TO	ST	Blocks	BS	BA	+	-	1 <sup>st</sup> FG	13-26	50.0%	
			M-A	M-A	OR	DR	FT	FF										3P	6-16	46.2%	
24	Joshua Morgan	F 32:06	1-1	0-0	0-0	2	3	5	0	1	2	2	1	0	0	0	15	3P <td>6-16</td> <td>50.0%</td>	6-16	50.0%	
2	Reese Dixon-Waters	G 19:50	3-7	1-4	0	2	2	4	3	0	7	2	3	0	0	0	0	FT <td>2-5</td> <td>40.0%</td>	2-5	40.0%	
5	Boogie Ellis	G 30:00	6-16	3-8	0	0	4	4	3	1	15	2	3	0	0	0	-1	2 <sup>nd</sup> FG	10-30	33.3%	
13	Drew Peterson	G 31:43	6-15	5-6	0	3	7	10	2	17	3	5	0	0	0	-11	3P <td>5-10</td> <td>50.0%</td>	5-10	50.0%		
22	Te White	G 25:41	3-6	0-0	1-2	0	5	5	1	1	7	0	1	0	0	-1	FT	0-1	0%		
0	Kobe Johnson	29:04	3-7	2-3	0	1	3	3	2	8	5	1	0	3	0	-1	GM FG	23-56	41.1%		
0	Harrison Hornery	01:14	0-2	0-2	1-2	1	2	3	2	1	0	0	1	0	0	-6	3P <td>11-23</td> <td>47.8%</td>	11-23	47.8%		
33	Devin Wright	07:33	0-0	0-0	0-0	0	1	0	0	0	0	1	0	0	0	-8	FT	2-6	33.3%		
1	Malik Thomas	08:51	1-2	0-0	0	0	0	0	0	2	0	0	1	0	0	0					
4	Ozyiah Sellers	00:57	0-0	0-0	0	0	0	0	0	0	0	0	0	0	0	0					
Team						2	1	3	0	0	1	1									
Totals			23:56	11-23	2-6	10	26	36	14	7	59	12	14	2	5	1	-5				

Technical Fouls: Ellis 2<sup>nd</sup> 19:29

Wisconsin - 64		Record: 3-1																Shooting By Period	
NO. Name		Min	FG	M/A	3P	FT	Rebounds	DR	OR	TR	Fouls	PP	TP	AS	T	ST	Blocks	+/-	
5 Tyler Wahl	F	35:22	6-12	0-1	2-3	1	8	9	0	0	6	14	3	2	0	0	2	2	1 <sup>st</sup> FG% 14-28 50.0%
22 Steven Crowder	F	30:14	3-10	1-5	1-3	2	5	7	0	0	3	8	3	1	0	1	1	12	3P <sup>th</sup> 7-16 43.8%
2 Jordan Davis	F	34:52	3-5	1-1	1	0	1	1	0	0	1	2	0	0	0	0	0	12	2 <sup>nd</sup> FG% 11-28 39.3%
11 Max Klesmit	G	30:50	0-2	0-1	0	0	1	1	3	0	0	2	1	0	0	1	0	11	3P <sup>th</sup> 3-8 37.5%
23 Chuckie Heppner	G	31:06	7-13	3-5	0-1	0	2	2	0	0	17	4	1	2	0	0	0	11	3P <sup>th</sup> 3-6 50.0%
3 Connor Eschegren		25:27	4-8	4-6	0	0	4	4	1	4	12	0	1	1	0	1	0	-1	GM FG% 25-56 44.6%
14 Carter Gilmore		12:19	1-3	0-1	0	0	1	1	1	1	2	0	0	1	0	0	0	0	3P <sup>th</sup> 10-24 41.7%
35 Markus Iwer		02:05	0-0	0-0	0	0	1	1	2	0	0	0	1	0	0	0	-4	1P <sup>th</sup> 4-8 50.0%	
10 Isaac Lindsey		07:42	1-3	1-2	0-0	0	0	0	0	0	0	0	0	0	1	1	1	9	Dead Ball Blocks 37.0%
Team							2	2	4	0									
Totals			25:56	10:24	4-8	6	26	32	7	14	64	13	8	6	1	1	5		

Technical Fouls: NONE

	USC	WIS							
<b>Biggest lead</b>	7 (1 <sup>st</sup> :6:59)	5 (2 <sup>nd</sup> :1:07)	<b>Points from Turnovers</b>	18	15	<b>Period by Period Score</b>			
<b>Best Scoring Run</b>	8(2 <sup>nd</sup> :16:25)	8(2 <sup>nd</sup> :1:07)	<b>Paint</b>	12	26		<b>1st</b>	<b>2nd</b>	<b>TOT</b>
<b>Lead Changes</b>	10	12	<b>Second Chance</b>	10	5	<b>USC</b>	34	25	59
<b>Times Tied</b>	7		<b>Fast Breaks</b>	10	11				
<b>Time with a Lead</b>	20:31	13:11	<b>Rench</b>	11	17	<b>WIS</b>	36	28	64

Nov. 29, 2022 • Madison, Wis. • Kohl Center



Game Time: 8:00 PM  
Game Duration: 2:15  
Attendance: 14,426

Officials: D.J. Cartensen, Courtney Green, Don Daily

Water Forest - 78												Record: 7-1											
NO. NAME	Min	FG		3P		FT		Rebounds		Fouls		TP	AS	TO	ST	Blocks		+/-	Shooting By Period				
		M-A	M-A	M-A	M-A	R	O	TOT	F	F	B					B	BS				BA		
11 Andrew Carr	FG 14-41	1-3	1-2	0-0	1	2	3	4	0	3	0	2	1	1	0	1	0	46-	1st FG	15-29	51.7%		
25 Zach Keller	FG 10-10	1-1	0-0	0-0	1	2	3	1	0	2	0	0	0	0	0	0	0	-8	3PT%	3-12	25.0%		
1 Tyree Appleby	FG 40-00	11-0	4-6	6-6	1	3	4	0	6	32	5	3	0	0	0	0	3	14-	4-7	57.1%			
2 Cameron Hirscho	G 31-19	5-0	0-2	5-6	2	5	7	4	4	15	2	5	0	0	0	1	6	3PT%	5-12	41.7%			
30 Damari Mondro	G 32-39	5-13	2-8	1-3	1	1	2	3	2	13	0	1	2	0	0	0	10	FT%	8-9	88.9%			
33 Matthew Marsh	23:42	4-4	0-0	0-1	2	7	9	3	2	8	0	1	0	0	0	0	15	GMFG%	29-54	53.7%			
4 Davien Williamson	20:33	1-4	0-0	0-0	0	0	0	3	3	0	0	0	0	0	0	0	17	3PT%	8-24	33.3%			
34 Bryce Kirtman	01:10	0-2	0-0	0-0	0	0	0	1	1	0	0	0	0	0	0	0	15	FT%	12-16	75.0%			
10 Jao Lue	00:00	0-0	0-0	0-0	0	0	0	0	0	0	0	0	0	0	0	0	0	Dead Ball Rebounds: 2.0					
20 Davion Bradford	05:56	1-1	0-0	0-0	0	1	1	4	0	2	0	2	0	0	0	0	-6						
Total					1	2	3			78	8	15	3	2	1	3							
Totals		29-54	8-24	12-16	9	24	33	20	18	0	8	15	3	2	1	3							

Technical Fouls: NONE

Wisconsin - 75		Record: 52										Season Totals: 74									
NO. NAME	Min	FG		3P		FT		Rebounds		Fouls		TP	ST	ST	Blocks		+/-	Shooting By Period			
		M	A	M	A	M	A	OR	DR	T	F				T	P			T	BS	B
5 Tyler Wahl	30:55	6-14	0-1	5-5	1	3	4	3	9	17	2	2	0	0	0	0	0	1st FG% 12-27 44.4%			
2 Steven Crowl	F 29:24	5-8	2-3	3-4	1	6	7	3	2	15	3	2	0	0	1	0	0	3PT% 5-12 41.7%			
2 Jordan Davis	G 14:18	1-2	0-0	0-1	1	5	0	1	5	0	0	0	0	0	0	0	0	FT% 5-8 62.5%			
11 Max Klemit	G 36:07	1-3	0-2	0-0	0	1	1	2	2	2	3	1	3	0	0	0	0	2nd FG% 12-29 41.4%			
23 Chucky Hepburn	G 34:51	7-18	6-12	3-4	1	2	3	3	2	23	2	3	3	0	0	0	0	3PT% 7-16 43.8%			
3 Connor Ennesiger	23:00	3-7	2-5	4-4	2	2	4	2	3	12	2	3	0	0	1	0	0	FT% 10-10 100%			
14 Carter Gilmore	17:50	0-1	0-1	0-1	0	1	1	0	2	0	2	0	1	0	0	0	0	GMFG% 24-56 42.9%			
10 Isaac Lindsey	11:45	1-2	1-2	0-0	1	0	1	0	0	3	0	1	0	0	0	0	0	3PT% 12-28 42.9%			
35 Markus Iver	01:51	0-0	0-0	0-0	0	0	0	0	0	0	0	0	0	0	0	0	0	FT% 15-18 83.3%			
																		Dead Ball Rebounds: 5; 1			
Totals		24-56		12-28		15-18		6 17 23		18 20 75		14 2		7 1		2 - 3					

Technical Fouls: Lindsey 1<sup>st</sup> 1:43

	WF	UW	Points from Turnovers	WF	UW	Period by Period Scoring			
Biggest lead	7 (2 <sup>nd</sup> 19:15)	5 (2 <sup>nd</sup> 8:05)	Paint	36	22		1st	2nd	TOT
Best Scoring Run	7 (1 <sup>st</sup> 2:49)	9 (2 <sup>nd</sup> 8:05)	Second Chance	8	11	WF	37	41	78
Lead Changes			Fast Breaks	5	6	UW	34	41	75
Times Tied	3		Bench	13	15				
Time with Lead	27:50	10:11							

## Dec. 3, 2022 • Milwaukee, Wis. • Fiserv Forum



Game Time: 3:30 PM  
Game Duration: 2:22  
Attendance: 17,760

**Officiate:** Jeffrey Anderson, James Breeding, Bert Smith

Wisconsin - 80		Record: 6-2															Technical Fouls: NONE									
NO. Name		Min	FG	3P	FT	Rebounds	Fouls	TP	AS	TO	ST	Blocks	e/+		Shooting By Period											
		33.33	M-A	M-A	OR	DR	TF	FF	TS	BS	BA	BS	BA	e/+	1st	FGM										
5	Tyler Wahl	F 38:33	6-12	1-3	2-4	0	7	7	3	4	15	1	5	2	1	69.6%										
22	Steven Crowl	F 35:20	3-4	0-1	2-2	2	2	4	4	2	8	7	3	0	0	63.6%										
2	Jordan Davis	F 30:28	3-11	2-6	0	2	2	4	4	0	8	1	1	1	0	FT% 23										
11	Max Kleismit	F 32:22	4-8	1-3	4-5	0	3	6	13	4	2	2	0	0	3	3PT% 41										
23	Crucy Hayden	F 20:16	1-10	5-6	0	1	3	4	1	0	10	2	0	0	0	FG% 58										
3	Connor Esganian	F 24:48	1-10	2-5	0	1	2	3	4	0	12	3	1	1	0	6										
14	Carter Gilmore	07:59	0-0	0-0	0-2	1	2	3	1	2	0	3	0	1	0	0										
4	Kamari McGee	19:55	2-3	1-2	0-0	1	1	2	0	2	5	0	1	0	0	0										
10	Isaac Lindsey	02:39	0-1	0-1	0-0	0	0	0	0	0	0	0	0	1	-5	0										
Team					2	0	2		0	2																
Totals			30:59	12:27	8-13	10	22	32	20	16	80	15	9	1	1	3										
															Dead Ball Rebounds: 5, 1											

Marquette - 77			Record: 8-3																	
NO. Name		Min	FG	3P	FT	Rebounds	Fouls	TP	AS	TO	ST	Blocks	+/-	Shooting By Period						
			M/A	P/A	M/A	OR	DR	TOT	P/F	F	A	S	B	A	1st FG	1st FT	2nd FG	2nd FT		
12	Oliver-Maxence Prosper F	34:53	3-11	1-7	7-8	2	3	5	3	5	14	1	1	1	0	0	0	-1		
13	Oso Iglohadoro G	38:58	4-9	0-0	0-1	1	4	5	3	3	9	2	2	0	0	0	-4			
1	Kam Jones G	39:39	9-12	4-6	4-6	0	6	6	2	7	26	1	2	1	0	0	-2			
4	Stevie Mitchell G	23:17	2-5	0-1	0-0	0	0	0	0	1	0	4	1	0	2	0	-9			
11	Tyler Kolek G	35:59	1-1	0-1	2-2	1	2	3	0	1	6	8	5	2	0	0	-7			
22	Sean Jones	15:33	1-2	1-1	0-0	1	0	1	2	2	3	1	1	1	0	0	-3			
23	David Joplin	16:05	3-7	1-2	0-0	2	2	4	1	1	7	0	0	0	0	0	3			
5	Chase Ross	16:38	3-3	2-2	0-0	0	1	1	4	1	8	0	2	1	1	0	5			
21	Ben God	03:59	0-0	0-0	0-0	0	0	0	0	0	0	0	1	0	0	0	3			
Team						0	1	1			0									
Totals			27-53	9-20	14-20	7	19	26	16	20	77	14	12	10	1	1	-3			


**Technical Fouls::NONE**

	WIS	MAR	Points from	WIS	MAR	Period by Period Scoring				
<b>Biggest Lead</b>	16 (2nd 19:15)	3 (1st 19:35)	Turnovers	10	18		1st	2nd	OT1	OT2
<b>Best Scoring Run</b>	11 (2nd 19:15)	8 (1st 7:03)	Paint	28	34	WIS	41	29	10	80
<b>Lead Changes</b>		3	Second Chance	8	6					
<b>Times Tied</b>		5	Fast Breaks	8	12	MAR	30	40	7	77
<b>Time with Lead</b>	37:41	02:12	Bench	17	18					



GAME 9: WISCONSIN 64, #13 MARYLAND 59

Dec. 6, 2022 • Madison, Wis. • Kohl Center



Official Basketball Box Score - Final

Maryland at Wisconsin

12/06/22 Kohl Center, Madison

2022-23 Men's Basketball

Officials: D.J. Carstensen, Larry Sciotto, Chris Beaver

Maryland - 59

Record: 8-1 (1-1)

NO.	Name	Min	FG M-A	3P M-A	FT M-A	Rebounds OR DR TOT	Fouls PF PD	TP	AS	TO	ST	Blocks BS BA	+/-
10	Julian Reese	F 31:00	4-6	0-0	2-4	1 5 6	4 4	10	2	3	0	2 0 2	
24	Donta Scott	F 34:37	3-14	2-7	1-3	1 9 10	3 6	9	2	2	1	3 1 -5	
0	Donald Carey	G 27:03	2-5	2-5	2-2	0 5 5	5 1	8	1	3	0	0 0 2	
1	Jahmir Young	G 29:39	6-13	3-5	2-3	3 1 4	1 5	17	1	3	2	0 1 -11	
13	Hakim Hart	G 31:51	2-10	1-4	0-0	3 6 9	1 2	5	2	2	0	0 1 -2	
2	Jahari Long	19:11	1-2	1-2	0-0	0 0 0	2 0	3	1	0	0	0 0 -4	
15	Patrick Emilien	14:04	1-3	0-0	0-0	0 1 1	2 0	2	0	1	1	0 0 -6	
23	Ian Martinez	12:35	2-2	1-1	0-0	0 2 2	2 0	5	0	0	0	0 0 -1	
Team						0 0 0		0	0	0			
Totals			21-55	10-24	7-12	8 29 37	20 18	59	9	14	4	6 3 -5	

Technical Fouls: NONE

Wisconsin - 64

Record: 7-2 (1-0)

NO.	Name	Min	FG M-A	3P M-A	FT M-A	Rebounds OR DR TOT	Fouls PF PD	TP	AS	TO	ST	Blocks BS BA	+/-
5	Tyler Wahl	F 28:48	3-10	0-1	3-7	0 5 5	5 5	9	3	3	1	2 3 6	
22	Steven Crowl	F 29:23	4-7	0-3	4-6	0 6 6	3 1	12	3	1	1	0 0 -4	
2	Jordan Davis	G 22:58	3-5	1-3	1-2	1 5 6	2 3	8	0	0	1	0 0 4	
11	Max Klesmit	G 34:27	2-6	1-3	2-2	0 3 3	2 3	7	2	1	2	0 1 -1	
23	Chucky Hepburn	G 36:20	4-8	2-4	3-3	0 4 4	3 3	13	2	2	1	0 1 8	
3	Connor Essegian	22:06	2-7	2-5	2-2	0 1 1	0 2	8	3	0	1	0 1 7	
14	Carter Gilmore	23:27	2-4	1-2	2-5	0 3 3	3 3	7	1	1	0	1 0 5	
4	Kamari McGee	02:31	0-0	0-0	0-0	0 0 0	0 0	0	0	0	0	0 0 0	
Team						2 0 2		0	0	0			
Totals			20-47	7-21	17-27	3 27 30	18 20	64	14	8	7	3 6 5	

Technical Fouls: NONE

Shooting By Period

1 <sup>st</sup> FG%	12-28	42.9%
3PT%	5-13	38.5%
FT%	0-1	0%
2 <sup>nd</sup> FG%	9-27	33.3%
3PT%	5-11	45.5%
FT%	7-11	63.6%
GMMFG%	21-55	38.2%
3PT%	10-24	41.7%
FT%	7-12	58.3%

Dead Ball Rebounds: 1, 1

Shooting By Period

1 <sup>st</sup> FG%	13-27	48.1%
3PT%	3-12	25.0%
FT%	2-2	100%
2 <sup>nd</sup> FG%	7-20	35.0%
3PT%	4-9	44.4%
FT%	15-25	60%
GMMFG%	20-47	42.6%
3PT%	7-21	33.3%
FT%	17-27	63.0%

Dead Ball Rebounds: 4, 3

# SPECIAL STATISTICS

Game	Pts off T/O (Wis / Opp)	Pts in Paint (Wis / Opp)	2nd Chance Pts (Wis / Opp)	Fast Break Pts (Wis / Opp)	Bench Pts (Wis / Opp)
11/07/22   SOUTH DAKOTA	8 / 12	26 / 24	8 / 8	13 / 5	23 / 18
11/11/22   vs. Stanford	18 / 10	26 / 30	8 / 10	6 / 2	10 / 16
11/15/22   GREEN BAY	10 / 8	16 / 22	17 / 2	5 / 0	11 / 22
11/23/22   vs. Dayton	8 / 7	16 / 20	13 / 4	0 / 4	24 / 9
11/24/22   vs. Kansas	13 / 4	34 / 26	10 / 11	5 / 7	22 / 2
11/25/22   vs. USC	15 / 18	26 / 12	5 / 10	11 / 10	17 / 11
11/29/22   WAKE FOREST	17 / 10	22 / 36	11 / 8	6 / 5	15 / 13
12/03/22   at Marquette	10 / 18	28 / 34	8 / 6	8 / 12	17 / 18
12/06/22   Maryland	7 / 5	18 / 24	4 / 7	9 / 10	10 / 15
<b>RUNNING TOTAL</b>	<b>106 / 92</b>	<b>212 / 228</b>	<b>84 / 66</b>	<b>63 / 55</b>	<b>149 / 124</b>
<b>PER GAME AVERAGE</b>	<b>12.4 / 10.2</b>	<b>23.6 / 25.3</b>	<b>9.3 / 7.3</b>	<b>7 / 6.1</b>	<b>17.4 / 13.7</b>

# TEAM SUPERLATIVES

## WISCONSIN

### HIGH

### LOW

• Points	85	SOUTH DAKOTA (11/7/22)	43	vs. Dayton (11/23/22)
• First-Half Points	41	vs. Marquette (12/3/22)	29	vs. Kansas (11/24/22)
• Second-Half Points	47	SOUTH DAKOTA (11/7/22)	20	vs. Dayton (11/23/22)
• Field Goals Made	30	Marquette (12/3/22)	14	vs. Dayton (11/23/22)
• Field Goal Attempts	62	vs. Kansas (11/24/22)	47	Maryland (12/6/22)
• Field Goal Percentage	.509 (28-55)	SOUTH DAKOTA (11/7/22)	.237 (14-59)	vs. Dayton (11/23/22)
• 3-Point Field Goals Made	12	3x; MR Marquette (12/3/22)	5	vs. Stanford (11/11/22)
• 3-Point Field Goal Attempts	28	WAKE FOREST (11/29/22)	19	2x; MR vs. Kansas (11/24/22)
• 3-Point Field Goal Pct. (min. 10 att.)	.462 (12-26)	SOUTH DAKOTA (11/7/22)	.222 (6-27)	vs. Dayton (11/23/22)
• Free Throws Made	17	2x; MR MARYLAND (12/6/22)	4	vs. USC (11/25/22)
• Free Throw Attempts	27	Maryland (12/6/22)	8	vs. USC (11/25/22)
• Free Throw Pct. (min. 15 att.)	.842 (16-19)	GREEN BAY (11/15/22)	.611 (11-18)	vs. Stanford (11/11/22)
• Offensive Rebounds	15	GREEN BAY (11/15/22)	3	MARYLAND (12/6/22)
• Defensive Rebounds	30	2x; MR GREEN BAY (11/15/22)	17	WAKE FOREST (11/29/22)
• Total Rebounds	45	GREEN BAY (11/15/22)	23	WAKE FOREST (11/29/22)
• Fouls	20	3x; MR Marquette (12/3/22)	7	vs. USC (11/25/22)
• Assists	21	vs. Marquette (12/3/22)	7	vs. Dayton (11/23/22)
• Turnovers	15	vs. Marquette (12/3/22)	6	vs. Kansas (11/24/22)
• Steals	11	vs. Stanford (11/11/22)	6	2x; MR vs. USC (11/25/22)
• Blocked Shots	4	2x; MR vs. Stanford (11/11/22)	1	5x; MR Marquette (12/3/22)

## OPPONENT

### HIGH

### LOW

• Points	78	WAKE FOREST (11/29/22)	42	vs. Dayton (11/23/22)
• First-Half Points	37	WAKE FOREST (11/29/22)	14	vs. Dayton (11/23/22)
• Second-Half Points	41	WAKE FOREST (11/29/22)	25	vs. USC (11/25/22)
• Field Goals Made	29	WAKE FOREST (11/29/22)	15	GREEN BAY (11/15/22)
• Field Goal Attempts	62	vs. Kansas (11/24/22)	44	GREEN BAY (11/15/22)
• Field Goal Percentage	.537 (29-54)	WAKE FOREST (11/29/22)	.302 (16-53)	vs. Dayton (11/23/22)
• 3-Point Field Goals Made	11	vs. USC (11/25/22)	1	vs. Stanford (11/11/22)
• 3-Point Field Goal Attempts	29	vs. Kansas (11/24/22)	14	GREEN BAY (11/15/22)
• 3-Point Field Goal Pct. (min. 10 att.)	.478 (11-23)	vs. USC (11/25/22)	.063 (1-16)	vs. Stanford (11/11/22)
• Free Throws Made	15	vs. Stanford (11/11/22)	2	vs. USC (11/25/22)
• Free Throw Attempts	23	2x; MR GREEN BAY (11/15/22)	6	vs. USC (11/25/22)
• Free Throw Pct. (min. 10 att.)	.750 (12-16)	WAKE FOREST (11/29/22)	.565 (13-23)	GREEN BAY (11/15/22)
• Offensive Rebounds	14	vs. Kansas (11/24/22)	3	GREEN BAY (11/15/22)
• Defensive Rebounds	36	vs. Kansas (11/24/22)	19	vs. Marquette (12/3/22)
• Total Rebounds	50	vs. Kansas (11/24/22)	25	GREEN BAY (11/15/22)
• Fouls	20	4x; Maryland (12/6/22)	14	2x; MR vs. USC (11/25/22)
• Assists	15	vs. Kansas (11/24/22)	6	3x; MR vs. Dayton (11/23/22)
• Turnovers	17	vs. Dayton (11/23/22)	9	GREEN BAY (11/15/22)
• Steals	10	vs. Marquette (12/3/22)	2	vs. USC (11/25/22)
• Blocked Shots	9	vs. Stanford (11/11/22)	2	4x; MR vs. WAKE FOREST (11/29/22)

## MISCELLANEOUS

### HIGH

### SECOND-HIGHEST

• UW's Largest Deficit Overcome in Win	7 (6:59 1H) vs. USC (11/25/22)	5 (14:16 1H) vs. Dayton (11/23/22)
• UW's Largest Deficit Overcome in Win (2nd Half/OT)	--	--
• UW's Largest Lead Surrendered in Loss	6 (00:05 1H) WAKE FOREST (11/29/22)	3 (14:48 1H) vs. Kansas (11/24/22)
• UW's Largest Lead Surrendered in Loss (2nd Half/OT)	7 (19:15 2H) WAKE FOREST (11/29/22)	--
• UW's Largest Halftime Lead	17 GREEN BAY (11/15/22)	12 vs. Stanford (11/11/22)
• UW's Largest Halftime Deficit	13 vs. Kansas (11/24/22)	3 WAKE FOREST (11/29/22)
• UW's Largest Lead	28 (83-55, 0:46) SOUTH DAKOTA (11/7/22)	19 (34-15, 19:18 2H) GREEN BAY (11/15/22)
• UW's Largest Deficit	15 (15:46 2H) vs. Kansas (11/24/22)	7 (2x) MR (19:15 2H) WAKE FOREST (11/29/22)

# INDIVIDUAL SUPERLATIVES

## WISCONSIN

### HIGH

### SECOND-HIGHEST

• Points	23	Tyler Wahl (vs. Kansas - 11/24/22)	23	Hepburn (vs. Wake Forest - 11/29/22)
• First-Half Points	16	Hepburn (Marquette - 11/29/22)	12	Hepburn (Wake Forest - 11/29/22)
• Second-Half Points	17	Tyler Wahl (SOUTH DAKOTA - 11/7/22)	14	Tyler Wahl (vs. Kansas - 11/24/22)
• Field Goals Made	8	Tyler Wahl (vs. Kansas - 11/24/22)	7	Hepburn (3x; at Marquette - 12/3/22)
• Field Goal Attempts	19	Tyler Wahl (vs. Kansas - 11/24/22)	18	Chucky Hepburn (Wake Forest - 11/29/22)
• Field Goal Percentage (min. 6 made)	.700 (7-10)	Chucky Hepburn (at Marquette - 12/3/22)	.538 (7-13)	Chucky Hepburn (vs. USC - 11/25/22)
• 3-Point Field Goals Made	6	Chucky Hepburn (vs. Wake Forest - 11/29/22)	5	Chucky Hepburn (at Marquette - 12/3/22)
• 3-Point Field Goal Attempts	12	Chucky Hepburn (vs. Wake Forest - 11/29/22)	6	Chucky Hepburn (at Marquette - 12/3/22)
• 3-Point Field Goal Pct. (min. 3 made)	.833 (5-6)	Chucky Hepburn (at Marquette - 12/3/22)	.667 (4-6)	Connor Essegian (vs. USC - 11/25/22)
• Free Throws Made	9	Tyler Wahl (SOUTH DAKOTA - 11/7/22)	7	Tyler Wahl (vs. Kansas - 11/24/22)
• Free Throw Attempts	10	Tyler Wahl (SOUTH DAKOTA - 11/7/22)	8	2x; MR Wahl (vs. Kansas - 11/24/22)
• Free Throw Pct. (min. 7 made)	.900 (9-10)	Tyler Wahl (SOUTH DAKOTA - 11/7/22)	.875 (7-8)	Tyler Wahl (vs. Kansas - 11/24/22)
• Offensive Rebounds	4	Steven Crowl (GREEN BAY - 11/15/22)	3	5x; MR Wahl (vs. Kansas - 11/24/22)
• Defensive Rebounds	9	Steven Crowl (vs. Stanford - 11/11/22)	8	Tyler Wahl (vs. USC - 11/25/22)
• Total Rebounds	11	Steven Crowl (vs. Stanford - 11/11/22)	10	2x; MR Wahl (vs. Kansas - 11/24/22)
• Fouls	5	Jordan Davis (vs. Wake Forest - 11/29/22)	5	Tyler Wahl (MARYLAND - 12/6/22)
• Assists	5	Chucky Hepburn (vs. Stanford - 11/11/22)	4	Max Klesmit (at Marquette - 12/3/22)
• Turnovers	5	Tyler Wahl (Marquette - 12/3/22)	4	Tyler Wahl (GREEN BAY - 11/15/22)
• Steals	3	3x; MR Klesmit (at Marquette - 12/3/22)	2	11x; MR Klesmit (MARYLAND - 12/6/22)
• Blocked Shots	3	Steven Crowl (vs. Stanford - 11/11/22)	2	Tyler Wahl (Maryland - 12/6/22)

## OPPONENT

### HIGH

### SECOND-HIGHEST

• Points	32	Tyree Appleby (vs. Wake Forest - 11/29/22)	29	Jalen Wilson (vs. Kansas - 11/24/22)
• First-Half Points	17	Perrott-Hunt (SOUTH DAKOTA - 11/7/22)	13	Boogie Ellis (vs. USC - 11/25/22)
• Second-Half Points	20	Tyree Appleby (vs. Wake Forest - 11/29/22)	17	Jalen Wilson (vs. Kansas - 11/24/22)
• Field Goals Made	11	Tyree Appleby (vs. Wake Forest - 11/29/22)	10	Perrott-Hunt (SOUTH DAKOTA - 11/7/22)
• Field Goal Attempts	20	2x; MR Wilson (vs. Kansas - 11/24/22)	17	Kobe Elvis (vs. Dayton - 11/23/22)
• Field Goal Percentage (min. 7 made)	.687 (11-16)	Tyree Appleby (vs. Wake Forest - 11/29/22)	.500 (10-20)	Perrott-Hunt (SOUTH DAKOTA - 11/7/22)
• 3-Point Field Goals Made	5	Drew Peterson (vs. USC - 11/25/22)	4	Kam Jones (at Marquette - 12/3/22)
• 3-Point Field Goal Attempts	9	Kevin McCullar (vs. Kansas - 11/24/22)	8	Boogie Ellis (vs. USC - 11/25/22)
• 3-Point Field Goal Pct. (min. 3 made)	.833 (5-6)	Drew Peterson (vs. USC - 11/25/22)	.666 (4-6)	Kam Jones (at Marquette - 12/3/22)
• Free Throws Made	9	Jalen Wilson (vs. Kansas - 11/24/22)	7	Oliver Prosper (at Marquette - 12/3/22)
• Free Throw Attempts	14	Jalen Wilson (vs. Kansas - 11/24/22)	8	Oliver Prosper (at Marquette - 12/3/22)
• Free Throw Pct. (min. 5 made)	1.000 (6-6)	2x; MR Appleby (vs. Wake Forest - 11/29/22)	.875 (7-8)	Oliver Prosper (at Marquette - 12/3/22)
• Offensive Rebounds	4	Kevin McCullar (vs. Kansas - 11/24/22)	3	3x; MR Hakim Hart (vs. Maryland - 12/6/22)
• Defensive Rebounds	14	Jalen Wilson (vs. Kansas - 11/24/22)	9	Toumani Camara (vs. Dayton - 11/23/22)
• Total Rebounds	14	Jalen Wilson (vs. Kansas - 11/24/22)	11	Toumani Camara (vs. Dayton - 11/23/22)
• Fouls	5	2x; Donald Carey (MARYLAND - 12/6/22)	4	10x; MR Reese (MARYLAND - 11/29/22)
• Assists	8	Tyler Kolek (at Marquette - 12/3/22)	7	Dajuan Harris (vs. Kansas - 11/24/22)
• Turnovers	5	2x; MR Hildreth (vs. Wake Forest - 11/29/22)	5	Tyler Kolek (at Marquette - 12/3/22)
• Steals	4	Zae Blake (GREEN BAY - 11/15/22)	3	2x; MR Harris (vs. Kansas - 11/24/22)
• Blocked Shots	4	Jones (vs. Stanford - 11/11/22)	3	2x; MR Reese (MARYLAND - 12/6/22)



# THE LAST TIME WISCONSIN...

## Wisconsin Team

**UW ranked No. 1 in AP Top 25:** Feb. 21, 2007  
**UW ranked in AP Top 25:** No. 12 (3/6/22)  
**UW ranked in USA Today Coaches Poll:** No. 12 (3/6/22)  
**Played AP No. 1-ranked opponent:** Win vs. Villanova, 65-62 (3/18/17)  
**Defeated AP No. 1-ranked opponent:** Villanova, 65-62 (3/18/17)  
**Played AP No. 2-ranked opponent:** Win vs. Michigan, 64-54 (1/19/19)  
**Defeated opponent ranked 3-10 by AP:** Win vs. No. 8 Purdue, 70-67 (3/1/22)  
**Defeated opponent ranked 11-25 by AP:** Win vs. No. 13 Maryland, 64-59 (12/6/22)  
**Defeated AP Top 25 opponent on the road:** Win at No. 17 Michigan State, 70-62 (2/8/22)

## Scoring

**Scored 20 or more points:** 23, Chucky Hepburn vs. Wake Forest (11/29/22)  
**Scored 30 or more points:** 30, Johnny Davis at Indiana (2/15/22)  
**Scored 40 or more points:** 43, Frank Kaminsky vs. North Dakota (11/19/13)  
**Two or more Badgers scored 30 points, same game:** Joe Franklin (31) and Chuck Nagle (30) vs. Purdue (3/2/68) — only other time this happened in school history was Jack Brens (31) and Ken Siebel (31) vs. Utah (12/28/62)  
**Two or more Badgers scored 20 points, same game:** Johnny Davis (25) and Brad Davison (22) vs. #14 Michigan St (1/21/22)  
**Three or more Badgers scored 20 points, same game:** Jon Leuer (24), Josh Gasser (21), Jordan Taylor (20), vs. PVAMU (11/14/10)  
**Scored 20 points in one half:** Johnny Davis (27 in 2nd Half) at #3 Purdue (1/3/22)  
**Scored 20 points/two straight games:** Johnny Davis (30 at Indiana, 2/15/22; 25 vs. Michigan, 2/20/22)  
**Scored 20 points/three straight games:** Johnny Davis (26 vs. Iowa, 1/6/22; 37 at #3 Purdue, 1/3/22; 20 vs. Illinois State, 12/29/21)  
**Scored 20 points/four straight games:** Johnny Davis (26 vs. Iowa, 1/6/22; 37 at #3 Purdue, 1/3/22; 20 vs. Illinois State, 12/29/21; 24 at #21 Ohio State, 12/11/21)  
**Scored 20 points/five straight games:** Johnny Davis (26 vs. Iowa, 1/6/22; 37 at #3 Purdue, 1/3/22; 20 vs. Illinois State, 12/29/21; 24 at #21 Ohio State, 12/11/21; 23 vs. Indiana, 12/8/21)  
**Scored 30 points/two straight games:** Michael Finley (30 at Michigan, 1/29/94; 32 vs. Michigan State, 2/2/94)  
**No Badger scored in double figures:** vs. Marquette (12/8/12)  
**One Badger scored in double figures:** 13, Connor Essegian vs. Dayton (11/23/22)  
**Four players scored in double figures:** Chucky Hepburn (19), Tyler Wahl (15), Max Klesmit (13), Connor Essegian (12) vs. Marquette (12/3/22)  
**Five players scored in double figures:** Johnny Davis (25), Steven Crowl (11), Brad Davison (10), Chucky Hepburn (10), and Tyler Wahl (10) vs. Michigan (2/20/22)  
**Six players scored in double figures:** Reuvers (19), Davison (15), Ford (12), King (12), Trice (11) and Pritzl (10) vs. Green Bay (11/21/19)  
**UW Scored 70 or more points:** 80, Marquette (12/3/22)  
**UW Scored 80 or more points:** 80, Marquette (12/3/22)  
**UW Scored 90 or more points:** 92, vs. Arkansas-Pine Bluff (11/27/20)  
**UW Scored 100 or more points:** 101, vs. Savannah State (12/13/18)

## Field Goal Shooting

**Shot 90 percent or better (min. 10 att.):** .900 (9-10), Carlton McGee vs. Michigan (2/26/92)  
**UW shot 50 percent or better:** .630, Marquette (12/3/22)  
**UW shot 60 percent or better:** .603, vs. Houston Baptist (11/17/18)  
**UW shot 70 percent or better:** .744, vs. Army (12/30/79)  
**UW made 30 or more field goals:** 30, vs. Marquette (12/3/22)  
**UW made 40 or more field goals:** 42, vs. Iowa (3/9/94)  
**UW made 50 or more field goals:** Has not happened  
**UW attempted 60 or more field goals:** 62, vs. Kansas (11/24/22)  
**UW attempted 70 or more field goals:** 70, vs. Iowa (2/18/21)  
**UW attempted 80 or more field goals:** 83, vs. Northwestern (1/28/95)  
**UW attempted 100 or more field goals:** 102, vs. South Dakota (12/9/72)

## 3-Point Field Goal Shooting

**Made 5 or more 3-point field goals:** Chucky Hepburn (5-6 3FG) vs. Marquette (12/3/22)  
**UW shot 40 percent or better (min. 8 att.):** .444 (12-27) vs. Marquette (12/3/22)  
**UW shot 50 percent or better (min. 8 att.):** .529 (9-17) at Northwestern (1/18/22)  
**UW shot 60 percent or better (min. 8 att.):** .640 (16-25), vs. Louisville (12/19/20)  
**UW shot 70 percent or better (min. 8 att.):** .727, at Indiana (2/25/10)  
**UW shot 80 percent or better (min. 8 att.):** .889, vs. North Dakota St. (12/10/86)  
**UW shot 90 percent or better (min. 8 att.):** .900, at Illinois (1/25/97)  
**UW made 10 or more 3-point field goals:** 12, vs. Marquette (12/3/22)  
**UW made 15 or more 3-point field goals:** 16, vs. Louisville (12/19/20)  
**UW attempted 30 or more 3-point field goals:** 31, vs. Illinois (2/27/21)  
**UW attempted 40 or more 3-point field goals:** 40, vs. Temple (12/3/01)

## Double-Double / Triple-Double

**Had a triple-double:** Ethan Happ (13 pts, 12 reb, 11 ast) vs. Northwestern (1/26/19)  
**Had a double-double (Pts/Reb):** Tyler Wahl (23 pts, 10 reb) vs. Kansas (11/24/22)  
**Had a double-double (Pts/Ast):** Ethan Happ (10 p, 11 r, 12a) vs. Coppin St. (11/6/18)  
**Had a double-double (Ast/Reb):** Ethan Happ (10p, 11r, 12a) vs. Coppin St. (11/6/18)  
**Had a double-double in consecutive games:** Johnny Davis (1/30/21 and 2/2/22)  
**Two with double-double:** Potter (24 p, 13 r) & Davison (11 p, 13 r) at Penn State (1/11/20)

## Free Throw Shooting

**Perfect at the FT line (min. 10 att.):** 10-10, Brad Davison at Indiana (2/15/22)  
**UW shot 80 percent or better (min. 12 att.):** .842 (16-19) vs. Green Bay (11/15/22)  
**UW shot 90 percent or better (min. 12 att.):** .900 (19-21), vs. Green Bay (11/12/21)  
**UW shot 100 percent (min. 12 att.):** 15-15, vs. Nebraska (12/22/20)  
**UW made 20 or more free throws:** 20, vs. Nebraska (3/6/22)  
**UW made 30 or more free throws:** 30, vs. Minnesota (2/13/14)  
**UW made 40 or more free throws:** 40, vs. Minnesota (1/12/53)  
**UW attempted 30 or more free throws:** 32, vs. Illinois State (12/29/21)  
**UW attempted 40 or more free throws:** 42, at Illinois (2/3/13)  
**UW attempted 50 or more free throws:** 50, at Indiana (2/12/62)  
**UW attempted 60 or more free throws:** 61, at Michigan (2/21/53)

## Rebounds

**Had 10+ rebounds:** 11, Steven Crowl vs. Stanford (11/11/22)  
**Had 15+ rebounds:** 15, Johnny Davis vs. Minnesota (1/30/22)  
**Had 20+ rebounds:** 25, Joe Chrnulich vs. St. Mary's (12/2/76)  
**Had 30+ rebounds:** 30, Paul Morrow vs. Purdue (1/3/53)  
**Had 10+ reb. in consecutive games:** Johnny Davis, Two Straight (1/30/21, 2/2/22)  
**UW had 40+ rebounds:** 45, vs. Green Bay (11/15/22)  
**UW had 50+ rebounds:** 50, vs. Green Bay (11/12/21)

## Assists

**Had 10 or more assists:** 11, Ethan Happ vs. Northwestern (1/26/19)  
**Had 15 or more assists:** Has not happened  
**UW had 20 or more assists:** 22, vs. Louisville (12/19/20)  
**UW had 30 or more assists:** 30, vs. Iowa (3/9/94)

## Blocked Shots

**Had 5 or more blocked shots:** 9 Nate Reuvers vs. Eastern Illinois (11/8/19)  
**Had 10 or more blocked shots:** Has not happened  
**UW had 10 or more blocked shots:** 10 vs. Eastern Illinois (11/25/20)  
**UW had 15 or more blocked shots:** Has not happened

## Steals

**Had 5 or more steals:** 5, Tyler Wahl vs. #8 Purdue (3/1/22)  
**Had 10 or more steals:** 10, Mike Kelley vs. Texas (12/7/99)  
**UW had 10 or more steals:** 10, vs. Green Bay (11/12/21)  
**UW had 15 or more steals:** 16, (2x) MR vs. California (12/2/12)

## Turnovers

**UW had 1 or fewer turnovers:** 1, vs. Iowa (1/20/15)  
**UW had 5 or fewer turnovers:** 5, vs. Colgate (3/18/22)  
**UW had 0 turnovers in a half:** 0 in 1H, vs. Arkansas-Pine Bluff (11/27/20)  
**Opponent committed 15 or more turnovers:** 15, vs. Wake Forest (11/29/22)  
**Opponent committed 20 or more turnovers:** 20, vs. Illinois (2/27/21)

## Overtime

**Won a game in overtime:** OT vs. Marquette (80-77), 12/3/21  
**Lost a game in overtime:** vs. Kansas (69-68), 11/24/22  
**Played a 2-overtime game:** win vs. Indiana (80-73), 1/7/21  
**Played a 3-overtime game:** loss vs. Indiana (85-86), 2/16/87  
**Played in consecutive OT games:** (3) vs. Iowa (2/6/13), vs. Mich. (2/9/13), at Minn. (2/14/13)

## Miscellaneous

**Hit a buzzer beater:** vs. Xavier, 3/20/16 (Bronson Koenig hits 3PT in corner, UW 66-63)  
**Won after trailing by at least 10 pts in second half:** 17 vs. Indiana, 12/8/21 (down 42-25, 19:43 remaining - won 64-59)  
**Won after trailing by at least 15 pts in second half:** 17 vs. Indiana, 12/8/21 (down 42-25, 19:43 remaining - won 64-59)  
**UW scored 10 straight points or more:** 11-0 (4:08 1H) vs. Green Bay (11/15/22)  
**UW scored 15 straight points or more:** 16-0 (16:14 - 10:57 2H) vs. Nicholls (12/15/21)  
**UW held opp. scoreless 5:00 or longer:** 10:24 (17:26 - 7:02 1H) vs. Penn State (2/5/22)  
**UW held opp. scoreless for 8:00 or longer:** 10:24 (17:26 - 7:02 1H) vs. Penn State (2/5/22)