

# M 2022-23 MARYLAND MEN'S BASKETBALL

GAME NINE AT WISCONSIN | DEC. 6, 2022 | 9:00 PM | KOHL CENTER | ESPN2

## 2022-23 SCHEDULE

### NOVEMBER

Date	Day	Opponent	TV	Time/Result
7	Mon	NIAGARA	B1G+	W, 71-49
10	Thu	WESTERN CAROLINA	B1G+	W, 71-51
15	Tue	BINGHAMTON	BTN	W, 76-52
19	Sat	vs. Saint Louis <sup>1</sup>	ESPNNews	W, 95-67
20	Sun	vs. Miami (FL) <sup>1</sup>	ESPN	W, 88-70
25	Fri [23]	COPPIN STATE	B1G+	W, 96-79
29	Tue [22]	at Louisville <sup>ACC/B1G</sup>	ESPN2	W, 79-54

### DECEMBER

Date	Day	Opponent	TV	Time/Result
2	Fri [22]	#16 ILLINOIS*	BTN	W, 71-66
6	Tue [13]	at RV Wisconsin*	ESPN2	9 PM
11	Sun	vs. #7 Tennessee <sup>2</sup>	FS1	4:30 PM
14	Wed	#19 UCLA	FS1	9 PM
22	Thu	SAINT PETER'S	BTN	6:30 PM
29	Thu	UMBC	ESPNU	7 PM

### JANUARY

Date	Day	Opponent	TV	Time/Result
1	Sun	at Michigan*	FS1	4:30 PM
5	Thu	at Rutgers*	BTN	6:30 PM
8	Sun	#25 OHIO STATE*	ESPN2/U	1/3 PM
15	Sun	at RV Iowa*	BTN	2:15/4 PM
19	Thu	MICHIGAN*	ESPN2	7 PM
22	Sun	at #4 Purdue*	FS1	1/2 PM
25	Wed	RV WISCONSIN*	BTN	7 PM
28	Sat	NEBRASKA*	BTN	4:30 P
31	Tue	#14 INDIANA*	ESPN2	9 PM

### FEBRUARY

Date	Day	Opponent	TV	Time/Result
4	Sat	at Minnesota*	BTN	9 PM
7	Tue	at RV Michigan State*	ESPN2	9 PM
11	Sat	PENN STATE*	BTN	12 PM
16	Thu	#4 PURDUE*	BTN	6:30 PM
19	Sun	at Nebraska*	FS1	5 PM
22	Wed	MINNESOTA*	BTN	7 PM
26	Sun	NORTHWESTERN*	BTN	12 PM

### MARCH

Date	Day	Opponent	TV	Time/Result
1	Wed	at #25 Ohio State*	BTN	7 PM
5	Sun	at Penn State*	BTN	12 PM

All Times EST; Home games at XFINITY Center in BOLD CAPS; 1 - 2022 Basketball Hall of Fame Tip-Off (Uncasville, CT); 2 - Barclays Center, Brooklyn, NY; \* Indicates Big Ten Conference Game; [xx] indicates Maryland's AP ranking

## MEDIA CONTACTS

**Primary Contact:** John Sinnett  
Assistant AD - Strategic Communications & Content Dev.

**Email / Phone:** jsinnett@umd.edu / (c) 413-687-2237

**Secondary Contact:** Sam Allard  
Strategic Communications Assistant

**Email / Phone:** sallard2@umd.edu / (c) 603-581-6244

## THE MATCHUP



### NO. 13 MARYLAND TERRAPINS

2022-23 Record: 8-0 (0-0 B1G)  
Head Coach: Kevin Willard (Pittsburgh '97)  
Years / Record at UMD: 1st / 8-0 (1,000)  
Overall Years / Record: 16th / 278-210 (.570)

**Top Scorer:** Scott / 15.4 ppg / 123 pts  
**Top Rebounder:** Reese / 7.8 rpg / 62 reb  
**Top Assists:** Young / 3.3 apg / 26 ast  
**Top Blocks:** Reese / 1.3 bpg / 10 blocks

VS



### RV WISCONSIN BADGERS

2022-23 Record: 6-2 (0-0 B1G)  
Head Coach: Greg Gard (UW-Platteville '95)  
Years / Record at Wisconsin: 8th / 150-80 (.597)  
Overall Years / Record: Same

**Top Scorer:** Wahl / 14.5 ppg / 116 pts  
**Top Rebounder:** Wahl / 7.1 rpg / 57 reb  
**Top Assists:** Crawl / 3.0 apg / 24 ast  
**Top Blocks:** Crawl / 1.1 bpg / 9 blocks

## COVERAGE

**Radio:** Johnny Holliday (pxp), Chris Knoche (analyst)  
Maryland Sports Network  
WJZ-FM 105.7 (Baltimore), The TEAM 980 AM (D.C.)

**TV:** ESPN2  
Brian Custer (pxp), Robbie Hummel (analyst)  
**Streaming:** ESPN.com

## SERIES INFORMATION

Overall Record	Wisconsin leads 12-7	Longest Maryland Streak	Won 2
Home / Away / Neutral	4-4 / 2-5 / 1-3	Longest Wisconsin Streak	Won 3
Willard vs. Wisconsin	0-1	Largest Maryland Win	3/17/02 - 87-57 (+30)
Current Streak	Wisconsin won 2	Largest Wisconsin Win	2/13/16 - 70-57 (+13)
Last Meeting	1/9/22 - L, 70-69		

## RIGHT HERE, RIGHT NOW

### WHERE WE ARE ...

- ▶ A big week for Maryland basketball begins on Tuesday night as the Terps head to Wisconsin for a Big Ten battle before stepping back into non-conference play to take on No. 7 Tennessee next Sunday at the Barclays Center in Brooklyn. Thanks to its impressive start to the year, Maryland entered the week at No. 13 in both the AP Top 25 and USA Today Coaches Polls moving up nine spots in each from last week.
- ▶ The Terps also enter the week at No. 6 in the first NCAA NET rankings. Maryland has a pair of early Quad 1 wins (Miami, Illinois) as well as a Quad 2 win (Saint Louis).

### WHERE WE'VE BEEN ...

- ▶ Maryland improved to 8-0 for the first time since 2019-20 and the 10th time overall after its 71-66 win over No. 16 Illinois on Friday night.
- ▶ Jahmir Young scored a season-high 24 points hitting a three-pointer with 14 seconds to go sealing the win. Hakim Hart added 17 points thanks to five triples.
- ▶ Maryland is one of just 12 remaining unbeaten teams in the country and one of two (Purdue) in the Big Ten.
- ▶ The Terps have been averaging 85.6 points over the last five games and have won seven of eight games this year by double-figures including by 20-plus points for the first four straight. Maryland's +19.8 scoring margin is 16th nationally.
- ▶ For just the second time in school history, Maryland started the season with seven straight 15-plus point wins - the other season being the 1998-99 campaign.

### WILLARD'S EARLY MILESTONES

- ▶ Kevin Willard has become the first coach in Maryland history to start 8-0 in his first season leading the Terps. He has also become the first coach in program history to have Maryland ranked nationally during a coach's first season.
- ▶ Willard is one of just three current head coaches in their first year with a program to remain unbeaten this season alongside Mississippi State's Chris Jans and Missouri's Dennis Gates. He was the only one of the trio to have his team ranked in either the AP or USA Top 25 polls until Mississippi State joined the AP poll on Monday.
- ▶ Willard is also the first coach in Big Ten history to win each of the first seven games of his tenure by at least 15 points.

### ONE HALF AT A TIME

- ▶ Maryland was one of two teams in the nation to have outscored its opponent in every half played through the first seven games. Maryland has outscored its opponents in each span of 20 minutes with the exception of the second half against Illinois.
- ▶ In all of college basketball, only No. 1 Houston and No. 8 UConn had also outscored its opponents in every half of basketball through the first seven games.
- ▶ Against Illinois, the Illini held a 32-30 advantage in the second half.

# 2022-23 ROSTER



No.	Name	Pos.	Ht.	Wt.	Cl.	Hometown/High School (Previous School)	Instagram	Twitter
0	Don Carey	G	6-5	187	Gr.	Upper Marlboro, MD / Frederick Douglass / Mount St. Mary's / Siena / Georgetown	donc.13	doncareyjr
1	Jahmir Young	G	6-1	185	Gr.	Upper Marlboro, MD / DeMatha Catholic / Charlotte	jahm1ryoung	Flyymir
2	Jahari Long	G	6-5	200	Jr.	Houston, TX / Episcopal / Seton Hall	jbooqi	jahari2
10	Julian Reese	F	6-9	230	So.	Baltimore, MD / St. Frances Academy	shifty_ju	reese10julian
11	Noah Batchelor	G/F	6-6	185	Fr.	Frederick, MD / Glenelg Country School / IMG Academy (Fla.)	noahbatchelor	noah_batchelor
12	Pavlo Dziuba	F	6-8	235	Jr.	Kyiv, Ukraine / Basquet / Arizona State	dz1ub	dz1ub1
13	Hakim Hart	G	6-8	205	Sr.	Philadelphia, PA / Roman Catholic	hakimhart13	keem_3
15	Patrick Emilien	F	6-7	210	Gr.	Toronto, Ontario / John Polanyi Collegiate Institute / Western Michigan / St. Francis (N.Y.)	patrick_emi	patrick_emi
20	Ike Cornish	G/F	6-6	190	R-Fr.	Baltimore, MD / Legacy Charter	ikecornish	ikecornish
23	Ian Martinez	G	6-3	185	Jr.	Heredia, Costa Rica / JSerra Catholic / Utah	ian_martinez22	ianJumaine
24	Donta Scott	F	6-8	205	Sr.	Philadelphia, PA / Imhotep Charter	donta_4	
30	Carson Dick	G	6-2	175	Jr.	Glenelg, MD / Glenelg / Howard CC	carson.dickk	
31	Arnaud Revaz	F	6-10	230	Jr.	Sion, Switzerland / Bourg-en-Brasse Academie	revazarnaud	ArnaudRevaz
32	Brett Karkus	G	6-4	185	So.	Hewlett, NY / Berkshire School	BrettKarkus	BrettKarkus
35	Caelum Swanton-Rodger	C	6-11	220	Fr.	Calgary, Alberta / Edge School	r.caelum	caelumswanton
40	RJ Floyd	G	6-3	165	So.	Upper Marlboro, MD / Dr. Henry A. Wise, Jr.	Floydfor3	Floydfor3

**Head Men's Basketball Coach:** Kevin Willard (1st season at Maryland / 16th as Head Coach)

**Assistant Men's Basketball Coach:** Tony Skinn

**Assistant Men's Basketball Coach:** David Cox

**Assistant Men's Basketball Coach:** Grant Billmeier

**Director of Basketball Operations:** Greg Manning Jr.

**Director of Basketball Performance:** Kyle Tarp

**Coordinator of Basketball Operations:** Charlie Butler

**Director of Player Personnel:** Tevon Saddler

**Video Coordinator:** Brenton Petty

**Assistant Coordinator:** Chris Robinson

## PRONUNCIATIONS

#12 Pavlo Dziuba	pah-vlo ZOO-bu
#13 Hakim Hart	"ha-keem"
#15 Patrick Emilien	"eh-million"
#24 Donta Scott	"Don-tay"
#31 Arnaud Revaz	"Ar-no REE-vahz"
#35 Caelum Swanton-Rodger	"CAL-um"

## QUICK FACTS

<b>Location</b>	College Park, Md.
<b>Conference</b>	Big Ten
<b>Enrollment</b>	40,709
<b>Founded</b>	1856
<b>Colors</b>	Red, White, Black, Gold
<b>Nickname</b>	Terrapins, Terps
<b>Arena (Capacity)</b>	XFINITY Center (17,950)
<b>President</b>	Dr. Darryll J. Pines (California '86)
<b>Athletics Director</b>	Damon Evans (Georgia '92)
<b>2021-22 Overall Record</b>	15-17
<b>2021-22 Big Ten Record</b>	7-13 (T10th)
<b>2022 Big Ten Tournament Finish</b>	2nd Round
<b>Postseason Finish</b>	-

<b>First Year of Basketball:</b>	1910-11
<b>Overall All-Time Record:</b>	1,633-1,110 (.594) / 104th Year
<b>NCAA Tournament Appearances/Last:</b>	29 / 2021
<b>National Championships:</b>	1 (2002)
<b>NCAA Final Fours:</b>	2 (2001, 2002)
<b>NCAA Elite Eights:</b>	4 (1973, 1975, 2001, 2002)
<b>NCAA Sweet 16:</b>	14
	(1958, 1973, 1975, 1980, 1984, 1985, 1994, 1995, 1998, 1999, 2001, 2002, 2003, 2016)
<b>Conference Championships:</b>	11
	Tournament (4) — 1931, 1958, 1984, 2004;
	Regular Season (7) — T-1932, 1975, 1980, T-1995, 2002, T-2010, T-2020)

## NO SOPHOMORE SLUMP FOR REESE

- ▶ After a relatively quiet opening night with seven points and seven rebounds against Niagara, Julian Reese has shown fans he can be a dominant player for the Terps after tying his career-high with 19 points against both Western Carolina and Binghamton. Against the Catamounts, he also posted his first career double-double with a career-high 12 rebounds.
- ▶ On the year, Reese is fourth on the team in scoring at 12.6 points and leads the Terps in rebounds (7.8). Nationally, Reese ranks fourth among all players with a 76.9 field goal percentage (40-of-52).
- ▶ Against Coppin State, Reese hit nine straight field goals (one shy of tying the program record). Between his freshman and sophomore seasons, Reese has increased his scoring output by nearly seven points, has increased his rebounding productivity (7.8 compared to 4.4), and has increased his field goal percentage by over 30.0 percent (.769 versus .456).

## FOUR PLAYERS AVERAGING DOUBLE FIGURES

- ▶ Maryland features four players averaging in double figures so far this season. Led by Donta Scott's 15.4 points, Jahmir Young is just behind at 15.1 per game. Hakim Hart (13.8) and Julian Reese (12.6) round out the quartet.
- ▶ Hart, Reese, and Scott are all averaging career-best scoring totals to begin the season.
- ▶ The win over Coppin State featured three players scoring 20-or-more points in a game for the first time in 20 years: Julian Reese (24), Hakim Hart (22), and Jahmir Young (21).

## SCOTT REACHES 1,000 POINTS; ECLIPSES 500 BOARDS

- ▶ Donta Scott became the 59th player in program history to reach 1,000 points in the win over Miami. He scored 24 points in that game and now has 1,049 career points. He is also the 17th Terp to post 1,000 points and 500 rebounds in a career. Through 102 career games he now has 541 rebounds.
- ▶ Darryl Morsell (1,090 points / 510 rebounds / 2018-21) and Anthony Cowan (1,881 points / 508 rebounds / 2017-20) were the most recent Terps to post 1,000/500.
- ▶ Scott passed John Gilchrist (1022 pts, 91 games) and Kevin McLinton (1024 pts, 91 games in the win over Louisville to currently sit 55th in all-time scoring. His 541 rebounds puts him 40th all-time.

### CAREER SCORING LEADERS

53. 1066 Terrell Stoglin (65 games)	2010-12	36. 558 Bruno Fernando (1450-413d)	2017-19
54. 1052 Aaron Wiggins (96 games)	2018-21	37. 551 Jalen Smith (1890-362d)	2018-20
<b>55. 1049 Donta Scott (102 games)</b>	<b>2019-pr.</b>	38. 546 Adrian Branch (123 games)	1981-85
56. 1024 Kevin McLinton (91 games)	1989-93	39. 542 Jay McMillen (75 games)	1964-67
57. 1022 John Gilchrist (91 games)	2002-05	<b>40. 541 Donta Scott (102 games)</b>	<b>2019-pr.</b>
58. 1017 Len Elmore (86 games)	1971-74	41. 511 Ben Coleman (62 games)	1982-84

### CAREER REBOUNDING LEADERS

53. 1066 Terrell Stoglin (65 games)	2010-12	36. 558 Bruno Fernando (1450-413d)	2017-19
54. 1052 Aaron Wiggins (96 games)	2018-21	37. 551 Jalen Smith (1890-362d)	2018-20
<b>55. 1049 Donta Scott (102 games)</b>	<b>2019-pr.</b>	38. 546 Adrian Branch (123 games)	1981-85
56. 1024 Kevin McLinton (91 games)	1989-93	39. 542 Jay McMillen (75 games)	1964-67
57. 1022 John Gilchrist (91 games)	2002-05	<b>40. 541 Donta Scott (102 games)</b>	<b>2019-pr.</b>
58. 1017 Len Elmore (86 games)	1971-74	41. 511 Ben Coleman (62 games)	1982-84

## JUMPING UP IN KEN POM

- ▶ The win over Saint Louis moved Maryland up 14 spots in the KenPom rankings. The Terps entered last weekend ranked No. 42 before jumping to No. 28 after the 28-point win.
- ▶ Following the win over Miami, Maryland moved up to No. 22 and then moved up to No. 18 after the Louisville win. Entering the Wisconsin game, Maryland sits at No. 20.

## 5-0 START LEADS TO NATIONAL RANKING

- ▶ Maryland opened the season 5-0 for the first time since 2019-20, when the Terps started 10-0 on the way to the 2020 Big Ten Championship.
- ▶ At No. 23 in the Nov. 21 AP Poll, the Terps were ranked for the first time since week two of the 2021-22 season where Maryland was No. 20 in both the AP and Coaches Top 25 polls. It marked the 413th time Maryland has been ranked in the AP Poll dating back to 1953-54 and the 37th total year ranked in the poll overall. With the ranking, Willard also became the first coach in program history to lead the Terrapins to a national ranking within their first season at the helm.

## LAST 8-0 START LED TO BIG TEN TITLE

- ▶ Maryland has started 8-0 for the first time since 2019-20, when the Terps started 10-0 on the way to the 2020 Big Ten Championship. The Terps have started 8-0 a total of 6 times in program history. Before the 2019-20 season, Maryland last opened a year 8-0 in 2006-07. The other seasons include: 1998-99, 1996-97, 1975-76, and 1972-73.

## LOOKING TO GO 9-0 FOR 5TH TIME IN PROGRAM HISTORY

- ▶ Maryland will look to improve to 9-0 against Wisconsin. The Terps have opened the season 9-0 on five prior occasions: 2019-20, 1998-99, 1996-97, 1975-76, and 1972-73.
- ▶ The best starts to any season came at 11-0 in both the 1996-97 and 1975-76 seasons.

## ASSOCIATED PRESS POLL (DEC. 5, 2022)

RK	School	Record	Votes	Prev
1	Houston (37)	8-0	1502	1
2	Texas (14)	6-0	1473	2
3	Virginia (3)	7-0	1416	3
<b>4</b>	<b>Purdue* (8)</b>	<b>8-0</b>	<b>1411</b>	<b>5</b>
5	Connecticut	9-0	1295	8
6	Kansas	8-1	1131	9
<b>7</b>	<b>Tennessee</b>	<b>7-1</b>	<b>1046</b>	<b>13</b>
8	Alabama	7-1	1029	11
9	Arkansas	7-1	1021	11
10	Arizona	7-1	1013	4
11	Auburn	8-0	853	15
12	Baylor	6-2	841	6
<b>13</b>	<b>Maryland</b>	<b>8-0</b>	<b>811</b>	<b>22</b>
<b>14</b>	<b>Indiana*</b>	<b>7-1</b>	<b>759</b>	<b>10</b>
15	Duke	8-2	745	17
16	Kentucky	6-2	596	19
<b>17</b>	<b>Illinois*</b>	<b>6-2</b>	<b>554</b>	<b>16</b>
18	Gonzaga	5-3	517	14
<b>19</b>	<b>UCLA</b>	<b>7-2</b>	<b>479</b>	<b>21</b>
20	Iowa State	7-1	376	23
21	Creighton	6-3	346	7
22	San Diego State	5-2	265	24
23	Mississippi State	8-0	187	30
24	TCU	6-1	113	26
<b>25</b>	<b>Ohio State*</b>	<b>6-2</b>	<b>81</b>	<b>25</b>

## USA TODAY COACHES POLL (DEC. 5, 2022)

RK	School	Record	Votes	Prev
1	Houston (21)	8-0	757	1
2	Texas (4)	6-0	736	2
3	Virginia	7-0	706	3
<b>4</b>	<b>Purdue* (6)</b>	<b>8-0</b>	<b>697</b>	<b>5</b>
5	Connecticut	9-0	651	6
6	Kansas	8-1	572	9
<b>7</b>	<b>Tennessee*</b>	<b>7-1</b>	<b>525</b>	<b>13</b>
8	Arkansas	7-1	499	11
9	Arizona	7-1	490	4
10	Alabama	7-1	442	14
<b>11</b>	<b>Indiana*</b>	<b>7-1</b>	<b>384</b>	<b>8</b>
12	Baylor	6-2	382	10
<b>13</b>	<b>Maryland</b>	<b>8-0</b>	<b>372</b>	<b>22</b>
14	Auburn	8-0	338	19
15	Duke	8-2	333	16
16	Kentucky	6-2	326	18
<b>17</b>	<b>Illinois*</b>	<b>6-2</b>	<b>294</b>	<b>17</b>
<b>18</b>	<b>UCLA*</b>	<b>7-2</b>	<b>267</b>	<b>21</b>
19	Gonzaga	5-3	267	12
20	Iowa State	7-1	239	23
21	Creighton	6-3	226	7
22	San Diego State	5-2	141	24
<b>23</b>	<b>Ohio State*</b>	<b>6-2</b>	<b>68</b>	<b>25</b>
<b>24</b>	<b>Iowa*</b>	<b>6-1</b>	<b>57</b>	<b>27</b>
25	TCU	6-1	45	26

\*-Big Ten opponent • Bold are Terps' 2022-23 opponents

## 2022-23 BIG STANDINGS

Team	B1G	Pct.	Overall	Pct.	Streak
<b>Maryland</b>	<b>1-0</b>	<b>1.000</b>	<b>8-0</b>	<b>1.000</b>	<b>W8</b>
Purdue	1-0	1.000	8-0	1.000	W8
Northwestern	1-0	1.000	6-2	.750	W1
Rutgers	1-0	1.000	6-2	.750	W1
Iowa	0-0	.000	6-1	.857	W1
Ohio State	0-0	.000	6-2	.750	W1
Penn State	0-0	.000	6-2	.750	L1
Wisconsin	0-0	.000	6-2	.750	W1
Nebraska	0-0	.000	6-3	.667	W3
Michigan	0-0	.000	5-3	.625	L2
Indiana	0-1	.000	7-1	.875	L1
Illinois	0-1	.000	6-2	.750	L1
Michigan State	0-1	.000	5-4	.556	L2
Minnesota	0-1	.000	4-4	.500	L3

## REESE'S BIG NIGHT VS. COPPIN STATE

- ▶ With 24 points and 10 rebounds, Julian Reese notched his second double-double of the season.
- ▶ Reese came up one short of the school record for consecutive made field goals as he started the game 9-of-9 from the field before missing his first shot attempt of the second half. The school record of 10 consecutive made field goals is held by four different players with the last being Ryan Randle, who was 10-of-10 against Wagner on Jan. 4, 2003.
- ▶ Dating to the Terps' win over Miami, Reese made a total of 10 field goals in a row, giving him 10 in a row over two games. The school record for most made field goals over multiple games is 16 by Randle during the 2003 season, which was also an ACC Record at the time.

## TERPS PLAYING AHEAD 99% OF THE TIME

- ▶ In a total of 320 game minutes this season, Maryland has trailed a total of 8-minutes, 7-seconds (8:07).
- ▶ The largest deficit of the season has been three points against both Coppin State and Illinois. Illinois held the lead for a total of 4:44 seconds; prior to that, Maryland had only trailed a combined 3:23 through seven games.
- ▶ The Terps led wire-to-wire against Western Carolina, Binghamton, Saint Louis, and Louisville. Niagara's only lead of the game last 17 seconds, while Miami led the Terps for a total of 1-minute, 25 seconds.

## DYNAMIC DUO

- ▶ Donta Scott and Jahmir Young have combined for 30-or-more points in six games this season. The pair combined for a season-high 37 against Miami (24 for Scott, 13 for Young). At Louisville they combined for 33 points, while against Illinois, they combined for 36 (24 from Young).

## MAKING POSITIVE CONTRIBUTIONS

- ▶ Hakim Hart and Donta Scott lead the Terps with outstanding +163 and +155 ratings, respectively, through eight games. Julian Reese is just behind at +141. The trio along with fellow starters Jahmir Young and Don Carey are +62 as a line-up on the year.

## GETTING OFF ON THE RIGHT FOOT

- ▶ With an 11-point halftime lead at Louisville, the Terps have led by double-digits in all but two of eight games this season. The only games they were not up by at least 10 points at halftime was the season opener against Niagara (34-27) and against Illinois (41-34).

## CONTROLLING THE BOARDS

- ▶ Maryland has a +6.4 rebounding margin for the season which ranks 60th nationally. The Terps have held the rebounding advantage in all but one game this year (Illinois). Individually, Julian Reese ranks 50th nationally with 3.25 offensive boards per game.
- ▶ Against Coppin State, Maryland translated its +13 advantage on the boards to a season high 26 second chance points. In the win over Saint Louis, the Terps had a 17-to-6 (+11) edge in second chance points which had previously been the season high before finishing +17 (26-to-9) against Coppin State.

## CAREY FINDS HIS LUCK AT MOHEGAN

- ▶ In the first three games of the season, sharpshooter Don Carey was just 2-of-14 from beyond the arc; that changed dramatically in the Basketball Hall of Fame Tip-Off tournament at Mohegan Sun. In the wins over Saint Louis and Miami, Carey drilled 8-of-19 from deep averaging 14 points per game. Against the Billikens, he was 4-of-10 from beyond the arc while adding six rebounds and two assists. He followed that with 12 points (on four triples) to go with five rebounds.

## TERPS WIN HALL OF FAME TIP-OFF; REGULAR-SEASON TOURNAMENT HISTORY

- ▶ After winning the Basketball Hall of Fame Tip-Off Tournament, Maryland has now won 33 regular-season tournaments with the last coming in the 2019 Orlando Invitational beating Temple, Harvard, and Marquette.
- ▶ Overall, Maryland is now 123-52 (.703) all-time in regular-season tournaments.
- ▶ Donta Scott and Hakim Hart were each named to the Hall of Fame Tip-Off All-Tournament Team. Scott averaged 24.5 points per game and 6.5 rebounds, while Hart averaged 15 points and four rebounds in the wins over Saint Louis and Miami.

## GET YOURSELF A FOUR PACK OF 20 PIECES

- ▶ With the victory over Saint Louis, Maryland picked up four-consecutive 20+ point wins for the first time since 2009-10. In that season 13 years ago, the Terps also won the first four games of the season by a 20-point plus margin.
- ▶ The last time Maryland won five-straight by 20-or-more - the start of the 1998-99 season. The Terps opened that season with a 10-game win streak overall. Maryland narrowly missed its fifth straight win over 20 points with the 18-point win against Miami.

## MARYLAND ONE OF THE TOP PRODUCERS OF 1,000 POINT SCORERS

- ▶ With Donta Scott reaching the 1,000 point mark for his career earlier this season, Maryland's 59 all-time 1,000 point scorers ranks as the 14th most among all schools and is tied with UCLA.
- ▶ The Terps have three 1,000 point scorers on this season's roster but Jahmir Young (1,542 pts) and Don Carey (1,278 points) hit the mark at their previous institutions.

## DEFENSE TO OFFENSE

- ▶ Maryland is forcing 13.5 turnovers per game which has translated to 17.3 points off turnovers. Just over 21 percent of the Terps offense has been generated from turnovers.
- ▶ Against Niagara, Maryland scored 17 points off 12 turnovers. Against WCU, 17 turnovers led to 22 points. In the win at Louisville, the Terps had their second-highest turnover conversion of the season with 21 points.

Most 1,000-Point Scorers by School	
School	No.
North Carolina	80
Louisville	69
Duke	67
Notre Dame	67
Villanova	67
Kansas	65
Syracuse	65
Kentucky	60
Ohio State	60
Maryland	59
UCLA	59

Overall	8-0
In B1G Games	1-0
In Non-conference Games	8-0
At Home	5-0
Away	1-0
Neutral Sites	2-0
Day Games	2-0
Night Games	6-0
vs. Top 5 opponents	0-0
vs. Top 10 opponents	0-0
vs. Top 25 opponents	1-0
vs. unranked opponents	7-0
Leading at halftime	8-0
Trailing at halftime	0-0
Tied at halftime	0-0
Overtime	0-0
Shooting .500 or better	3-0
Shooting .451 to .499	3-0
Shooting .400 to .450	2-0
Shooting below .400	0-0
Opponent shooting .500 or better	1-0
Opponent shooting .451 to .499	1-0
Opponent shooting .400 to .450	2-0
Opponent shooting below .400	4-0
Higher FG% than opponent	7-0
Lower FG% than opponent	1-0
More 3-point FGs	5-0
Fewer 3-point FGs	2-0
Making more free throws	7-0
Making fewer free throws	1-0
Outrebounding opponent	7-0
Outrebounded by opponent	1-0
More turnovers than opponent	1-0
Fewer turnovers than opponent	7-0
Scoring more bench points	5-0
Scoring fewer bench points	2-0
Games decided by 3 or less	0-0
Games decided by 4 to 8	1-0
Games decided by 9 to 12	0-0
Games decided by 13 to 19	2-0
Games decided by 20 or more	5-0
Player scores 30+ points	0-0
Player scores 20+ points	4-0
Terps score under 60 points	0-0
Terps score 60-69 points	0-0
Terps score 70-79 points	5-0
Terps score 80-89 points	1-0
Terps score 90-99 points	2-0
Terps score 80+ points	3-0
Terps score 90+ points	2-0
Terps score 100+ points	0-0
Opp. player scores 30+ points	0-0
Opp. player scores 20+ points	2-0
Opponents score under 60 points	4-0
Opponents score 60-69 points	2-0
Opponents score 70-79 points	2-0
Opponents score 80-89 points	0-0
Opponents score 90-99 points	0-0
Opponents score over 100 points	0-0

## DEFENSE THE EARLY THEME OF THE TERPS

- ▶ In the three wins to open the season, the early theme was defensive pressure allowing just 50.7 points in each.
- ▶ Niagara shot 40 percent from the floor, but were held without a three-pointer, while Western Carolina hit just 27 percent (17-of-63) overall. Maryland gave up just 11 three-pointers combined in that stretch with Niagara, Western Carolina, and Binghamton going a combined 11-of-55 (.200).
- ▶ Maryland just missed a milestone against Western Carolina when the Catamounts surpassed 50 points for the game. Had the Terps held them under that threshold, it would have been the first time in 10 years to post back-to-back games giving up under 50 points (2012-13 - 46 vs. South Carolina State, 38 vs. Monmouth).
- ▶ Since 2010-11, Maryland has allowed 51-or-fewer points in 32 games including the two this season. The low total in that stretch was 38 against Monmouth in 2012 followed by 39 against Penn State in 2010.

## TERPS CLIP EAGLES AT THE PERIMETER

- ▶ Niagara was held to just 40 percent shooting and did not record a three-point basket. The Purple Eagles' 49 points were the fewest points Maryland allowed in a season opener since American only managed 56 in the 2016-17 season opener.
- ▶ The 49 points allowed marked the 28th time since 2010-11 that Maryland gave up 50-or-fewer points in a game including the 18th time under 50 total points.
- ▶ The last time Maryland held a team without a three-pointer came on Nov. 24, 2017 against St. Bonaventure.
- ▶ On the opening night of the season, Maryland was the only team in the country to not allow a single made three.
- ▶ Defensively, Maryland blocked eight shots, had nine steals, and forced 12 turnovers in the win.

## TERPS OPEN WILLARD ERA WITH WIN

- ▶ Maryland opened the Kevin Willard era in style cruising to a 71-49 victory over Niagara for its 46th consecutive home opener win.

## FATHER/SON COACHING DUOS

- ▶ Kevin Willard is one of 16 current head coaches who also had fathers who were also Division I head coaches.
- Brian Barone, SIUE (Tony Barone, Sr.)
- Tony Bennett, Virginia (Dick Bennett)
- Jeff Capel III, Pitt (Jeff Capel II)
- Kermit Davis, Jr., Ole Miss (Kermit Davis, Sr.)
- Bryce Drew, Grand Canyon (Homer Drew)
- Scott Drew, Baylor (Homer Drew)
- Baker Dunleavy Quinnipiac, (Mike Dunleavy)
- Brian Dutcher, San Diego State (Jim Dutcher)
- Kevin Kruger, UNLV (Lon Kruger)
- Dan Monson, Long Beach State (Don Monson)
- Eric Musselman, Arkansas (Bill Musselman)
- Ryan Odom, Utah State (Dave Odom)
- Richard Pitino, New Mexico (Rick Pitino)
- Will Ryan, Green Bay (Bo Ryan)
- G.G. Smith, High Point (Tubby Smith)
- Kevin Willard, Maryland (Ralph Willard)

## SEVEN TERPS MAKE OFFICIAL DEBUTS

- ▶ Don Carey and Jahmir Young made their first official starts for the Eagles, while Jahari Long, Patrick Emilien, Noah Batchelor, Ike Cornish, and Caelum Swanton-Rodger all earned the first minutes of their careers in the season opener against Niagara.
- ▶ Ian Martinez and Jahari Long were the first two players to sub into the Niagara game.
- ▶ All 11 players scored at least a point in the game. Outside of the starting five (Cary, Young, Scott, Hart, Reese), Long (10), Emilien (14), and Martinez (16) each played double-figure minutes.

## SCOTT NAMED TO MALONE AWARD WATCH LIST

- ▶ Donta Scott was one of 20 players named to the Karl Malone Power Forward of the Year Watch List as announced by the Basketball Hall of Fame in late October.
- ▶ This is Scott's second year on the watch list after also garnering the honor last season. He joins Jalen Smith (2019-20) and Jake Layman (2014-15) as Terps to be recognized. Scott ranked as the No. 49 overall player nationally last season.

## SCOTT, HART PROVIDE VETERAN LEADERSHIP

- ▶ Donta Scott and Hakim Hart anchor the 2022-23 Terps as the top returning scorers from a season ago.
- ▶ Scott averaged 12.6 points in 2021-22, good for third on the team, while also leading Maryland with a career-best 6.2 rebounds per game.
- ▶ Hart averaged 9.9 points and 3.6 rebounds per game last season. He found consistency during the year reaching double-figures in 10 straight games from December to January - in his previous 55 college games, he reached 10-or-more points on nine occasions.
- ▶ Hart's most famous game was his 32-point performance against Saint Peter's during the 2020-21 season where he hit 11-of-13 from the field in his first collegiate start - that marked the most points for a Terp since Melo Trimble in 2017.

## WELCOME BACK TO THE DMV, JAHMIR

- ▶ The addition of two-time All-Conference USA and NABC All-District First Team selection Jahmir Young to this year's roster signified an inflection point for Maryland. The native of Upper Marlboro, Maryland, Young was a standout at DeMatha Catholic High School in Hyattsville and played for Team Takeover, an elite AAU program in the DMV.
- ▶ One of the top-20 ranked transfers entering the 2022-23 season, Young is the first Terp from the historical-power DeMatha program, just over 2 miles from campus, to play for Maryland since Travis Garrison from 2002-06.
- ▶ Following the 2021-22 season Young declared for the NBA Draft, but maintained his eligibility after withdrawing his name before the deadline of June 1, 2022.
- ▶ In three seasons with the 49ers, Young started all 85 games played averaging 16.7 points, 5.4 rebounds, and 3.0 assists. He leads all Terps with 1,503 career points entering the year after posting a career-best 608 points last year.

## TOP TERPS +/- FOR 2022-23

#	PLAYER	PF	PA	+/-
13	HART, HAKIM	518	355	163
24	SCOTT, DONTA	493	338	155
10	REESE, JULIAN	450	309	141
00	CAREY, DONALD	427	300	127
01	YOUNG, JAHMIR	446	325	121
02	LONG, JAHARI	238	173	65
23	MARTINEZ, IAN	265	215	50
15	EMILIEN, PATRICK	227	180	47

## TERPS OVERALL METRICS

PLAYER	MIN%	EFF	GMSC	TR%	NETPTS
BATCHELOR, N.	16.3	15	7.7	13.2	2.1
HART, H.	74.2	142	106.1	9.4	44.6
LONG, J.	34.8	34	20.8	3.6	0.6
MARTINEZ, I.	42.6	56	38.7	9.3	14.7
REESE, J.	66.1	144	99	16.8	43.6
SCOTT, D.	73.9	135	97.7	11.7	54.2
YOUNG, J.	68.6	124	95.4	9.9	68.8

## OVERALL METRICS KEY

**MIN%** - PLAYER'S TOTAL MINUTES EXPRESSED AS A PERCENTAGE OF THE TEAM'S AVAILABLE MINUTES (TOTAL MINS DIVIDED BY 5).

**EFF (EFFICIENCY RATING BY PER-GAME AVERAGE)** - MARTIN MANLEY'S EFF EFFICIENCY MEASUREMENT BASED ON PTS, REB, AST, STLs AND BLKS LESS MISSED FGS, MISSED FTS AND TURNOVERS

**GMSC (GAME SCORE BY PER-GAME AVERAGE)** - JOHN HOLINGER'S GAME SCORE MEASUREMENT, TAKING A "TOTAL PERSPECTIVE" OF A PLAYER'S BOX SCORE CONTRIBUTION. A SCORE OF 10 IS CONSIDERED AVERAGE.

**TR% (TOTAL REBOUNDING RATE)** - AN ESTIMATE OF THE AVAILABLE TOTAL REBOUNDS THE PLAYER EARNED WHILE ON THE FLOOR.

**NETPTS** - A MEASURE OF POINTS PRODUCED - POINTS ALLOWED, AS MEASURED BY OLIVER'S METRIC.

## 2022-23 TEAM RANKINGS

Category	UMD	Nat / B1G
Points Per Game	80.8	46 / 4
Scoring Defense	61.0	36 / 6
Assists Per Game	12.1	264 / 13
Assist/TO Ratio	1.05	163 / 13
Blocks Per Game	4.1	91 / 6
Steals Per Game	6.2	221 / 7
Turnovers Per Game	11.5	57 / 8
FG Percentage	49.3	34 / 2
3FG Percentage	32.8	230 / 10
FT Percentage	72.6	110 / 8
Rebound Margin	6.4	53 / 4

## CAREY ADDS CALMING PRESENCE

- ▶ Shooting guard Don Carey leads the team with 124 collegiate games played in his career, including 116 starts, spanning four different schools.
- ▶ Carey played his last two seasons at Georgetown, helping the Hoyas to the 2021 Big East Tournament Championship. He averaged 13.5 points this past season and served as a team captain. He began his career at Mount St. Mary's before also playing at Siena College.
- ▶ On top of that, Carey represents another local talent playing for the Terps. Three of Willard's additions to the Terps' roster since he was hired last March have been in-state products with fellow Upper Marlboro native Jahmir Young joining Maryland after playing at Charlotte and Frederick's Noah Batchelor coming home after playing at IMG Academy.

## INTERNATIONAL FLAIR

- ▶ The Terps roster features players from four different countries outside the United States: Pavlo Dziuba (Ukraine), Patrick Emilien (Canada), Ian Martinez (Costa Rica), Arnaud Revaz (Switzerland), Caelum Swanton-Rodger (Canada).
- ▶ Martinez is the first Costa Rican to play men's basketball at a major university.
- ▶ Dziuba is a native of Kyiv and one of seven Ukrainian players in the NCAA last season.
- ▶ Swanton-Rodger's became Maryland's first Canadian on the roster since Justin Jackson (2016-18) who was drafted by the Denver Nuggets in 2018.

## TERPS IN THE PROS

- ▶ Maryland currently has five players on NBA rosters: Bruno Fernando (Houston), Kevin Huerter (Sacramento), Alex Len (Sacramento), Jalen Smith (Indiana), and Aaron Wiggins (Oklahoma City).
- ▶ Huerter has made a major impact on the Kings this season averaging 16.8 points shooting .526 from deep in 13 starts. Smith has also started all 12 games played for the Pacers averaging 11 points and 7.6 rebounds per game. Wiggins has started four games for Oklahoma City averaging 5.8 points and 4 rebounds per game highlighted by a 17-point, seven assist night against Toronto on Dec. 11. He also had a double-double of 11 points, 10 rebounds against the LA Clippers.
- ▶ Maryland has produced 67 all-time NBA draftees including 13 top-10 selections. Both John Lucas (1976) and Joe Smith (1995) were No. 1 picks.
- ▶ Jalen Smith was the most recent top-10 selection going 10th overall in the first round to Phoenix.
- ▶ Walt Williams, now a member of the Maryland radio crew, was the No. 7 overall pick by Sacramento in the 1992 draft.

## STAFF ADDS REGIONAL CONNECTIONS

- ▶ Willard's coaching staff features a pair of DMV close ties as well as key connections through the Northeast corridor.
- ▶ David Cox is a Landover native who has also coached both high school and AAU basketball in the local area and continues to hold deep local recruiting ties. Before coming to Maryland, he was the head coach at Rhode Island for four seasons after serving as the associate head coach there and at Rutgers. He has also been an assistant coach at Georgetown and the director of operations at Pittsburgh.
- ▶ Tony Skinn, a Takoma Park native, is an 11-year coaching veteran known for his recruiting, especially in the DMV area, and player development. He worked with Willard from 2018-21 at Seton Hall where the Pirates won 55 games over a three-year span including the 2020 Big East Regular Season Championship. Skinn played at George Mason, where he was a 1,000-point scorer and two-time All-CAA selection. Skinn and his George Mason teammates were the top college basketball story in 2006 when the Patriots earned an at-large bid into the NCAA Tournament as a No. 11 seed and upset No. 6 seed Michigan State, No. 3 seed North Carolina, No. 7 seed Wichita State and No. 1 seed Connecticut en route to the NCAA Final Four.
- ▶ Grant Billmeier served as part of Willard's staff at Seton Hall for 11 seasons, helping lead the Pirates to two Big East Championships. He ranked second in a poll of top assistant coaches in the Big East by his peers in a 2020 Stadium survey and he was Seton Hall's associate head coach for the 2021-22 season where it reached the NCAA Tournament and defeated two top-10 teams. Known for his work with big men, Billmeier was instrumental in developing Seton Hall's forwards and centers into leaders in the Big East. The Pirates finished in the top two of the conference in rebounding for three consecutive seasons from 2016-18.

## FRATERNITY OF GREATNESS

- ▶ One of Willard's early initiatives at Maryland has been to reconnect and embrace the tradition of excellence. As part of that alumni outreach, he has dubbed those in the Terp family as the "Fraternity of Greatness".
- ▶ Within the team hallway, alumni now have a wall-outline of the state to sign with the message "A Lasting Legacy". Additionally, custom-made shirts are provided to alumni and current team-members only with the "Fraternity of Greatness" slogan.
- ▶ Prior to the season's start, the Terps hosted an alumni dinner with over 30 former players in attendance.

## DeSHAWN HARRIS-SMITH

**Guard • 6-5 • 208 • Fairfax, Va. • Paul VI Catholic**  
Four-star recruit who ranks as the No. 1 recruit overall in Virginia and as high as No. 39 nationally by 247sports.com ... Also ranked No. 1 in Virginia by ESPN and is 53rd on among its top-100 recruits ... Chose Maryland over Villanova, Indiana, Penn State, and Xavier ... As a junior, was the VISAAA Division I State Player of the Year after averaging 14.4 points, 7.8 rebounds, 4.5 assists, and 2.2 steals ... Led Paul VI to the VISAA Division I State Championship title his junior season as well ... Played for Team Takeover as well where he was earned All-Tournament First Team honors at the Peach Jam ... Left-handed point guard.

**Willard on Harris-Smith** – "DeShawn is a 6-foot-5 point guard who makes everyone on the court better. He can impact the game offensively and defensively like no one I've coached before."

## JAMIE KAISER, JR.

**Forward • 6-6 • 205 • Burke, Va. • Bishop Ireton • IMG Acad.**  
Four-star recruit who ranks as the No. 4 recruit overall in Virginia and as high as No. 48 nationally by 247sports.com ... Ranked as the No. 2 recruit from Virginia by ESPN and 65th among their top-100 recruits ... Chose Maryland over Indiana and Virginia ... Last season at Bishop Ireton in Alexandria, averaged 20.7 points before playing his final season at IMG Academy ... One of the top shooters in the country ... First Terps since Anthony Cowan, Jr., to commit to Maryland from the Washington Catholic Athletic Conference ... Plays for New World AAU program ... Life-long Maryland fan who has attended games since childhood.

**Willard on Kaiser** – "Jamie is not only an unbelievable shooter, but as talented of a player that I've ever recruited. He has unbelievable toughness, a great feel for the game, and is by far one of the best shooters that I will have coached."

## JAHNATHAN LAMOTHE

**Guard • 6-4 • 190 • Baltimore, Md. • St. Frances Academy**  
Four-star recruit who ranks as the No. 3 recruit overall in Maryland and as high as No. 122 nationally ... The combo guard chose Maryland over Georgetown, UCF, and Penn State ... Plays on Team Durant on the AAU circuit ... Led St. Frances to a 35-8 record last year and a No. 2 ranking in The Baltimore Sun high school poll ... Will join current Terp Julian Reese who also played at St. Frances ... Pronounced "la-mowth".

**Willard on Lamothe** – "Jahnathan is one of those players who makes an unbelievable impact on everyone no matter what position he plays on the court. He has the ability to shoot, drive, and become an elite defender."

## CLASS NOTES

• The trio of four-star recruits rank as the 11th-best class in the nation.

• Harris-Smith, Kaiser, and Lamothe make up one of the best DMV trios to sign with Maryland since 2002 when Travis Garison, John Gilchrist, and Chris McCray joined the Terps. It's the most DMV players to sign with Maryland in 15 years.

• As a group, they represent the highest rank class for Maryland since 2018 when the Terps ranked 7th overall.

**Willard on the class overall** – "We extremely excited to welcome DeShawn, Jamie, and Jahnathan to the Maryland Basketball family," said Willard. "They know the culture of Maryland basketball and each will make an immediate impact on the program. They all play with a chip on their shoulder and a drive to make their programs and teammates better every day."

## VASQUEZ INDUCTED INTO TERPS HALL OF FAME

- ▶ Greivis Vasquez, one of the greatest Terps of all-time, was officially enshrined in the Maryland Athletics Hall of Fame on Oct. 7, 2022. Vasquez was part of the 10-member Class of 2022 which also included notables such as Vernon Davis and Taylor Twellman.
- ▶ Vasquez was the winner of the 2010 Bob Cousy Award presented to the nation's top point guard (the first player in Maryland history to win a national position player of the year award) as well as a 2010 All-American (First Team by Wooden Award, Fox Sports, The Sporting News; Second-Team by AP, Yahoo Sports). After leading Maryland to the 2010 ACC regular season championship, he was also named the ACC Player of the Year.
- ▶ A three-time All-ACC (First Team in 2009 and 2010; Second-Team in 2008), Vasquez is one of just 15 players in Maryland men's basketball history to earn three all-conference selections.
- ▶ He finished his career second on the all-time points list at Maryland (2,171) and is just the third player in school history to surpass 2,100 points, along with Juan Dixon and Len Bias. He holds the school record for double-figure scoring games (117); is second on the all-time assists list (772); and is one of only two players - along with Steve Blake - to surpass 700 assists in their careers.
- ▶ Vasquez is one of just two players in school history to record a triple-double (35 pts., 11 reb., 10 ast. vs. North Carolina on Feb. 21, 2009)
- ▶ Selected with the 28th pick of the first round of the 2010 NBA draft by the Memphis Grizzlies, Vasquez played seven seasons in the NBA for Memphis, New Orleans, Toronto, Sacramento, Milwaukee, and Brooklyn.

## MARYLAND RADIO CREW

- ▶ Maryland Sports Radio Network play-by-play announcer Johnny Holliday is in his 44th season of broadcasting Maryland basketball this season. Holiday is the 8th longest tenured broadcaster in the country for NCAA basketball and the second longest service play-by-play man in the Big Ten behind Indiana's Don Fischer.
- ▶ Holliday's partners on the call are Chris Knoche, who was the head coach at American (1990-97) in his 23rd season as Maryland's color analyst, and Terrapin legend, Walt "The Wizard" Williams, who averaged 26.8 points as a senior in 1991-92 and went on to play 11 seasons in the NBA.
- ▶ Holliday has broadcast over 1,500 University of Maryland games during his Hall of Fame career, including 14 bowl games, 10 Sweet 16s, two Final Fours and Maryland's 2002 National Championship.
- ▶ Knoche played basketball at American University under HOF coach Gary Williams from 1979-81, and he later coached there from 1990-97 before joining the Maryland Sports Radio Network crew.
- ▶ Williams set numerous Maryland records during his playing days from 1988 to 1992, including his incredible streak of seven consecutive 30-point games. He was selected with the seventh pick of the 1992 NBA Draft and would go on to play 11 seasons.

## LAST TIME OUT: #22 MARYLAND 71, #16 ILLINOIS 66

**COLLEGE PARK, MD** -- Behind a season-high 24 points and a late dagger by Jahmir Young, No. 22 Maryland got the first ranked victory of the Kevin Willard Era in front of a loud and raucous XFINITY Center crowd, defeating No. 16 Illinois 71-66. The Terps are now 8-0 and one of just fifteen unbeaten teams remaining in the nation.

Young, Hakim Hart and Donta Scott all had big nights for the Terps in their Big Ten season opener. Young led the way with a season-high 24 points while Hart dropped 17 on 5-of-6 shooting from deep. Scott did a bit of everything inside for Maryland, notching 12 points, three rebounds and three assists.

The Terps and Illinois traded baskets early before Maryland exploded for an 11-0 run, dialing up the decibel level in XFINITY. The Illini went on a run of their own, but Hart continued to make clutch threes to turn the momentum back to the Terps as they entered halftime with a 41-34 lead.

Illinois tied the game at 57 with 7:36 remaining and the two teams remained deadlocked at the under-four media timeout, setting up a thrilling finish. Julian Reese put the Terps on top with a free throw and Young got a basket interference call to go up three. Illinois got a layup off an offensive rebound on the next possession, but Reese got a putback of his own to put the Terps ahead 67-64. Coleman Hawkins answered with a pull-up jumper for the Illini, but the Terps got a stop on the next possession, giving them the ball and the 67-66 lead with 28.3 seconds remaining. Young, who was the offensive star for the Terps all night, hit an off-the-

dribble triple from the top of the arc to send the Illini home.

The Illini, who dropped to 6-2, were led by Terrence Shannon Jr.'s 19 points. Maryland held Illinois to just 5-of-20 shooting (25 percent) from deep while the Terps knocked down nine triples of their own.

### From Head Coach Kevin Willard:

"I thought the crowd was off the charts, the student section was off the charts. I thought that was a big difference for us."

"My main goal (when I took over the program) was to get everyone in this area to understand what this program was going to be all about. I think these guys have really proved to everybody what this program is. We still have a long way to go, obviously. But I think everyone got a glimpse of how hard these guys have worked, the attitude they've had and what this program is not only about now, but what it's going to be about in the future. So, it's really cool to be 8-0."

"That (crowd) is what Damon (Evans) and I talked about when I got here. I want to get this program back to a championship level and to get it back to a championship level you need a building like that every night. If you look at the Kansas', the Kentucky's, those kinds of programs, which I think this program is on that level, they have a crowd like that every night. If we can get that every night, we're gonna win more games like that."



## THE LAST TIME THEY MET - JAN. 9, 2022

**COLLEGE PARK, MD** – The Maryland men's basketball team nearly made a record comeback, but it dropped a narrow decision to No. 23 Wisconsin Badgers, 70-69, inside the XFINITY Center on Sunday night. Down by as many as 21 points, the Terps rallied to take the lead in the second half, but weren't able to finish with the victory. The Terps (8-7, 0-4 Big Ten) was led by Eric Ayala's 19 points, all of which came in the second half as Maryland rallied.

Along with Ayala, Fatts Russell (13 points), Hakim Hart (11 points), Donta Scott (10 points), and Xavier Green (10 points) all scored in double-figures for the Terps. Ayala and Russell combined to score 30 points in the second half after scoring a total of two points in the first half.

After falling behind 29-8 with 8:21 remaining in the first half, Maryland went on a torrid 15-0 run to cut the lead to 29-23 with 3:16 left. Green led the Terps during the run with five points. Maryland used a 28-6 run bridging the halves to take a lead early in the second half. Maryland held a three-point lead as late as 12 minutes left in the game. =

Tyler Wahl led the Badgers (13-2, 4-1 Big Ten) with a career-high 21 points, while Johnny Davis, the 4th leading scorer in the country at 22.6 points per game, scored 19 points. Wisconsin has won five games in a row.

## Wisconsin leads 12-7

Date	Location	W/L	Score
12-30-1931	A	L	30-32
12-23-32	H	L	13-22
11-29-00	N <sup>1</sup>	L	75-78 <sup>(OT)</sup>
3-17-02	N <sup>2</sup>	W	87-57
12-2-03	H <sup>3</sup>	W	73-67 <sup>(OT)</sup>
11-30-04	A <sup>4</sup>	L	64-69
11/25/09	N <sup>5</sup>	L	69-78
2-24-15	H	W	59-53
1-9-16	A	W	63-60
2-13-16	H	L	57-70
2-19-17	A	L	60-71
2-4-18	H	W	68-63
3-1-18	N <sup>6</sup>	L	54-59
1-14-19	H	W	64-60
2-1-19	A	L	61-69
1-14-20	A	L	54-56
12-28-20	A	W	70-64
1-27-21	H	L	55-61
1-9-22	H	L	69-70

1-ACC/Big Ten Challenge at Milwaukee, Wisc. (Bradley Center); 2-NCAA Tournament at Washington, D.C. (MCI Center); 3-ACC/Big Ten Challenge at College Park, Md. (Comcast Center); 4-ACC/Big Ten Challenge at Madison, Wisc. (Kohl Center); 5-EA Sports Maui Invitational (Lahaina, Hawaii); 6-Big Ten Tournament at New York, Ny.(Madison Square Garden)

## SERIES PROFILE

Terps at Home:	4-4
Terps at Cole Field House:	0-0
Terps at XFINITY Center:	4-4
Terps on the Road:	2-5
Terps at Neutral Site:	1-3
Terps since 1953-54:	7-10
Last 10 Games:	3-7
Current Streak:	UW Won 2
Longest UM Win Streak:	2
Longest WISC Win Streak:	3
Largest Win Margin:	30 (87-57 on 3/17/2002)
Largest Loss Margin:	13 (57-70 on 2/13/16)
Most UM Points Scored:	87 (87-57 on 3/17/2002)
Most WISC Points Scored:	78 (69-78 on 11/25/2009)

Wisconsin (13-2,4-1 Big Ten) -vs- Maryland (8-7,0-4 Big Ten)  
01/09/22 at XFINITY Center, College Park, MD

Date: 01/09/22  
Time: 7:30 PM  
Attendance: 10,864  
Site: XFINITY Center, College Park, MD  
Referees: Steve McClunkins, Terry Oglesby, Rob Riley

Score By Period	1	2	Total
Wisconsin	33	37	70
Maryland	26	43	69

## Wisconsin 70

#	Player	GS	MIN	FG	3PT	FT	ORB-DRB	REB	PF	A	TO	BLK	STL	PTS
05	Wahl,Tyler	*	30	8-12	0-1	5-5	1-4	5	4	2	0	1	0	21
01	Davis,Johnny	*	37	7-19	1-7	4-5	0-7	7	1	1	3	1	1	19
34	Davison,Brad	*	38	3-10	1-7	4-6	1-2	3	1	2	1	0	1	11
22	Crowl,Steven	*	22	3-4	1-1	2-2	2-6	8	3	0	0	0	0	9
23	Hepburn,Chuck	*	33	1-5	1-3	0-0	0-3	3	3	2	1	0	1	3
02	Davis,Jordan		4	1-1	1-1	0-0	0-0	0	1	0	1	0	0	3
33	Vogt,Chris		17	1-2	0-0	0-0	0-1	1	3	2	0	3	0	2
14	Gilmore,Carter		9	1-2	0-0	0-0	0-0	0	2	0	0	0	0	2
11	Bowman II,Lorne		8	0-1	0-0	0-0	0-1	1	1	2	1	0	1	0
20	Carlson,Ben		2	0-0	0-0	0-0	0-0	0	0	0	0	0	0	0
TM	TEAM		0	0-0	0-0	0-0	1-0	1	0	0	1	0	0	0
Totals		-	200	25-56	5-20	15-18	5-24	29	19	11	8	5	4	70

Team Summary	FG	3PT	FT
First Half	13-26 50.00 %	4-11 36.36 %	3-4 75.00 %
Second Half	12-30 40.00 %	1-9 11.11 %	12-14 85.71 %
Total	25-56 44.6 %	5-20 25.0 %	15-18 83.3 %

Technical Fouls: none Second Chance Points: 8 Scores Tied: 5 times(s) Points in the Paint: 32 Fast Break Points: 9  
Lead Changed: 6 times(s) Points off Turnovers: 18 Bench Points: 7 Largest Lead: 0 0

## Maryland 69

#	Player	GS	MIN	FG	3PT	FT	ORB-DRB	REB	PF	A	TO	BLK	STL	PTS
05	Ayala,Eric	*	30	6-16	4-8	3-3	1-4	5	4	1	1	0	0	19
04	Russell,Fatts	*	25	5-10	0-0	3-4	0-2	2	4	6	1	0	2	13
13	Hart,Hakim	*	32	4-6	0-2	3-4	0-1	1	1	2	1	0	0	11
24	Scott,Donta	*	31	4-8	1-4	1-1	0-6	6	2	0	2	0	0	10
33	Wahab,Qudus	*	19	1-5	0-0	2-2	0-4	4	0	1	1	1	0	4
11	Green,Xavier		27	4-5	2-2	0-0	1-3	4	3	0	1	0	2	10
10	Reese,Julian		24	1-3	0-1	0-1	0-4	4	2	0	1	2	0	2
23	Martinez,Ian		9	0-2	0-0	0-0	0-2	2	0	0	1	0	0	0
15	Wright,Simon		3	0-0	0-0	0-0	0-1	1	3	0	1	0	0	0
TM	TEAM		0	0-0	0-0	0-0	3-1	4	0	0	2	0	0	0
Totals		-	200	25-55	7-17	12-15	5-28	33	19	10	12	3	4	69

Team Summary	FG	3PT	FT
First Half	9-28 32.14 %	2-7 28.57 %	6-7 85.71 %
Second Half	16-27 59.26 %	5-10 50.00 %	6-8 75.00 %
Total	25-55 45.5 %	7-17 41.2 %	12-15 80.0 %

Technical Fouls: none Second Chance Points: 3 Scores Tied: 5 times(s) Points in the Paint: 24 Fast Break Points: 10  
Lead Changed: 6 times(s) Points off Turnovers: 5 Bench Points: 12 Largest Lead: 0 0

## TOP MARYLAND PERFORMANCES VS. WISCONSIN (SINCE 2010-11)

Rk	Player	Pos	Date	MP	FG	FGA	FG%	3P	3PA	3P%	FT	FTA	FT%	TRB	AST	STL	BLK	TOV	PF	PTS
1	Melo Trimble	G	2/19/17	31	9	17	0.529	4	7	0.571	5	10	0.5	5	3	0	0	4	0	27
2	Dez Wells	G	2/24/15	31	9	17	0.529	1	1	1	7	7	1	7	4	0	1	0	1	26
3	Anthony Cowan	G	2/4/18	39	8	14	0.571	1	5	0.2	6	6	1	2	3	1	0	1	3	23
4	Melo Trimble	G	1/9/16	35	9	17	0.529	3	7	0.429	0	0		0	5	0	0	3	1	21
5	Anthony Cowan	G	1/14/19	38	4	14	0.286	2	6	0.333	11	13	0.846	6	3	2	0	5	1	21
6	Kevin Huerter	G	3/1/18	39	8	15	0.533	1	4	0.25	3	4	0.75	3	2	0	1	2	2	20
7	Kevin Huerter	G	2/4/18	37	6	12	0.5	1	5	0.2	6	6	1	6	4	0	0	1	3	19
8	Eric Ayala	G	1/9/22	30	6	16	0.375	4	8	0.5	3	3	1	5	1	0	0	1	4	19
9	Eric Ayala	G	2/1/19	35	7	11	0.636	4	5	0.8	0	0		2	2	0	2	2	2	18
10	Jalen Smith	F	1/14/20	35	7	11	0.636	2	3	0.667	2	5	0.4	9	0	0	0	1	1	18
11	Aaron Wiggins	G	1/27/21	35	6	14	0.429	4	8	0.5	2	2	1	2	1	1	0	3	2	18
12	Rasheed Sulaimon	G	2/13/16	38	5	12	0.417	4	7	0.571	3	4	0.75	4	2	2	0	2	1	17
13	Eric Ayala	G	12/28/20	34	5	11	0.455	2	5	0.4	5	5	1	4	2	1	0	2	3	17
14	Melo Trimble	G	2/24/15	37	7	14	0.5	0	2	0	2	4	0.5	4	2	1	0	3	2	16
15	Anthony Cowan	G	3/1/18	38	6	11	0.545	1	4	0.25	3	3	1	3	4	0	1	3	3	16
16	Anthony Cowan	G	1/14/20	38	6	14	0.429	2	5	0.4	2	2	1	3	3	0	0	1	1	16
17	Aaron Wiggins	G	12/28/20	34	6	13	0.462	0	4	0	3	3	1	9	1	2	1	1	2	15
18	Robert Carter	F	1/9/16	31	5	11	0.455	1	1	1	3	4	0.75	11	1	0	4	3	4	14
19	Bruno Fernando	F	2/1/19	25	6	9	0.667	0	0		1	2	0.5	10	0	1	2	4	4	13
20	Aaron Wiggins	G	1/14/20	34	4	8	0.5	3	6	0.5	2	2	1	5	1	1	0	3	2	13

# HEAD COACH KEVIN WILLARD

Pittsburgh '97 • 1st Year at Maryland, 16th as Head Coach

Kevin Willard was named new head coach of the Maryland Men's Basketball program by Damon Evans, Barry P. Gossett Director of Athletics on March 21, 2022. Willard recently coached Seton Hall to its fifth NCAA Tournament appearance in the last six events that were played. Having won a regular-season conference championship, conference tournament championship and earning conference coach of the year, Willard is one of 10 active head coaches in the Power 6 conferences to achieve each of the accomplishments in the last six seasons.

He has been one of the winningest coaches in terms of NET (NCAA Evaluation Tool) Quad 1 victories over the last four seasons. He also has the most non-conference wins of any coach in the nation against Big Ten teams since 2014-15.

In his career as a head coach, his teams have 28 wins over Associated Press Top-25 teams including 18 wins over Top-15 teams, 14 wins over Top-10 teams and six wins over Top-5 teams.

Willard served as the head coach at Seton Hall from 2010-22 where he helped the Pirates to the 2020 Big East Regular Season Championship and the 2016 Big East Tournament Championship. He coached the Pirates to five NCAA berths and what would have been six in the last seven seasons when you include the COVID-shortened season, when Seton Hall was assured of a berth in the tournament after winning the Big East title in 2020.

His teams have posted .500 or better records in the last nine consecutive seasons. He has a 225-161 overall record at Seton Hall in 12 seasons. He is second all-time in victories (225) in Seton Hall basketball history and has the most wins in conference play in program history (110). He is also the 11th all-time winningest coach in Big East history, dating to the conference's inception in 1979. Including three seasons as the head coach Iona, Willard's career record is 270-210.

A basketball lifer, Willard played point guard on the Division I level for four years; the last three coming at the University of Pittsburgh. He earned Big East All-Academic honors while appearing in 60 games for the Panthers. He spent his



freshman season at Western Kentucky, where he played in the backcourt and sank over 40 percent of his three-point field goal attempts.

Willard hails from New York and was born in Huntington on Long Island, but played his high school basketball at Bowling Green High School (Ky.) while his father was the head coach at Western Kentucky. He earned second-team All-State honors as a senior and helped his team to a combined 76-15 record in his final three prep seasons.

Willard is married to the former Julie Wagner and they have two sons, Colin, who was born in August 2006 and Chase born in June 2008.

## THE WILLARD FILE

Full Name	Kevin Willard
Date of Birth	April 6, 1975
Hometown	Huntington, N.Y.
Alma Mater	Pittsburgh '97
Family	Wife, Julie; Children: Colin, Chase
Playing Experience	Point Guard: Western Kentucky, Pittsburgh
Years in Coaching (College)	22



## CAREER HIGHLIGHTS

- 5 NCAA Tournament Appearances (2016, 2017, 2018, 2019, 2020\* (COVID), 2022)
- 2020 Big East Conference Regular-Season Championship
- 2016 Big East Conference Tournament Championship
- 2016 Big East Coach of the Year
- 2020 USBWA District II Coach of the Year
- 2016, 2017, 2019 Peter A. Carlesimo Met Writers Coach of the Year
- 2019 NABC District 5 Coach of the Year
- 2017 Forbes Top 10 NCAA Basketball Coaches For The Next 10 Years
- 9 Consecutive seasons of .500 or better record
- 8 20-win seasons
- 7 Consecutive Top-5 Big East finishes
- 6 seasons ranked in the AP Top 25
- 72 All-Big East Academic Team selections
- 15 All-Big East selections
- 6 All-Big East First-Team selections
- 4 Haggerty Metropolitan Players of the Year
- 2 Big East Players of the Year
- 2 Big East Defensive Players of the Year
- 2 Big East Most Improved Players of the Year
- 2 Big East Scholar-Athletes of the Year

## HEAD COACHING RECORD

Season	School	Overall	Pct.	Conf.	Pct.	Finish	Conf. Tournament	Postseason
2007-08	Iona	12-20	.375	8-10	.444	7th	MAAC First Round	---
2008-09	Iona	12-19	.387	7-11	.389	7th	MAAC First Round	---
2009-10	Iona	21-10	.677	12-6	.667	3rd !	MAAC Quarterfinals	---
2010-11	Seton Hall	13-18	.419	7-11	.389	12th	BIG EAST First Round	---
2011-12	Seton Hall	21-13	.618	8-10	.444	T-9th	BIG EAST Second Round	NIT Second Round
2012-13	Seton Hall	15-18	.455	3-15	.167	T-13th	BIG EAST Second Round	---
2013-14	Seton Hall	17-17	.500	6-12	.333	8th	BIG EAST Semifinals	---
2014-15	Seton Hall	16-15	.516	6-12	.333	T-7th	BIG EAST First Round	---
2015-16	Seton Hall	25-9	.735	12-6	.667	3rd#	BIG EAST Champions	NCAA First Round
2016-17	Seton Hall	21-12	.636	10-8	.556	T-3rd	BIG EAST Semifinals	NCAA First Round
2017-18	Seton Hall	22-12	.647	10-8	.556	T-3rd	BIG EAST Quarterfinals	NCAA Second Round
2018-19	Seton Hall	20-14	.588	9-9	.500	T-3rd	BIG EAST Final	NCAA First Round
2019-20	Seton Hall	20-9	.690	13-5	.722	T-1st	Canceled, COVID-19	Canceled, COVID-19
2020-21	Seton Hall	14-13	.519	10-9	.526	T-4th	BIG EAST Semifinals	---
2021-22	Seton Hall	21-11	.656	11-8	.579	T-5th	BIG EAST Quarterfinals	NCAA First Round
2022-23	Maryland	8-0	1.000	0-0	.000			
	Total	278-210	.565	132-140	.485			


**TONY SKINN**

Assistant Coach  
George Mason '06  
First Year at Maryland


**DAVID COX**

Assistant Coach  
William & Mary '95  
First Year at Maryland


**GRANT BILLMEIER**

Assistant Coach  
Seton Hall '07  
First Year at Maryland


**GREG MANNING JR.**

Director of Basketball Operations  
Loyola '08  
Fifth Year at Maryland


**CHARLIE BUTLER**

Coordinator of Basketball Operations  
Seton Hall '15  
First Year at Maryland


**TEVON SADLER**

Director of Player Personnel  
Nicholls '18  
First Year at Maryland


**BRENTON PETTY**

Video Coordinator  
Fordham '18  
Second Year at Maryland


**CHRIS ROBINSON**

Assistant Coordinator  
Maryland '19  
Sixth Year at Maryland


**KYLE TARP**

Director of Basketball Performance  
UC Davis '06  
13th Year at Maryland



# #0 DON CAREY

GUARD • 6-5 • 187 • GR. • UPPER MARLBORO, MD

(FREDERICK DOUGLASS/MOUNT ST. MARY'S/SIENA/GEORGETOWN) @ DONC.13 / DONCAREYJR



## AS A GRADUATE STUDENT AT MARYLAND (2022-23):

- Ranks 46th among current active NCAA players with 208 career three-pointers.
- Made his Maryland debut with a start against Niagara where he scored five points in 27 minutes.
- Scored a season-high seven points going 3-of-6 from the field against Binghamton.
- Tallied season high 16 points and six rebounds in a win over Saint Louis.
- Notched 12 points, on 4-of-9 shooting from three in a victory over Miami.
- After opening the season 2-of-14 from deep, was 8-of-19 from three-point range in the wins over Saint Louis and Miami to help Maryland win the Hall of Fame Tip-Off Tournament Championship.
- Hit a pair of triples (2-of-6) at Louisville to finish with nine points.

## AS A GRADUATE STUDENT AT GEORGETOWN (2021-22):

- Served as team captain as he started all 28 games he played in.
- Second on the team in scoring with 13.5 points per game.
- Contributed 4.4 rebounds per game and 2.9 assists per game.
- Made 64-of-165 three-pointers for 38.8 percent from the floor.
- Scored a career-high 24 points against Villanova (Feb. 19).
- Tallied double-figures in 24 of 28 games and hit the 20-point plateau five times.
- Scored 20 points against his former school, Siena (Nov. 19).
- Also tallied 20 points at South Carolina (Dec. 5).
- Scored 21 points at Providence (Jan. 20) and 23 points against St. John's (Feb. 3).
- Knocked down 5 3-pointers twice, making 5-of-9 against Villanova & at Providence.

## AS A SENIOR AT GEORGETOWN (2020-21):

- Appeared in all 26 games, making 20 starts.
- Averaged 8.0 ppg and 3.0 rpg, while also contributed 44 assists and 26 steals.
- Shot 46.7 percent (70-of-150) from the floor and 44.9 percent (40-of-89) from three-point range while connecting on 87.5 percent (28-32) of his free throws.
- Scored in double-figures eight times, including a season-high 19 points in consecutive games.
- Scored 17 points against Colorado in NCAA Tournament (March 20)

## AS A JUNIOR AT SIENA (2019-20):

- Played the 2019-20 season at Siena College, appearing in 30 games with 28 starts.
- Ranked fourth on the team with 11.3 ppg to go along with 3.3 rpg, 2.4 apg and 32 steals.

## AS A SOPHOMORE AT SIENA (2018-19):

- Sat out season due to NCAA transfer regulations.

## AS A FRESHMAN AT MOUNT ST. MARY'S (2017-18):

- Started all 32 games, averaging 9.0 points and ranked 11th in the Northeast Conference in both assists (3.4) and assist-to-turnover ratio (1.27).
- Named NEC Rookie of the Week on Jan. 15.
- Scored in double figures 17 times and dished out five or more assists on 10 different occasions.
- Posted double-double with 11 points and 12 assists vs. York (Nov. 21).
- Tied season-high with 14 points 4 times, including 14-point, 6-rebound effort at Georgetown.

## CAREER STATS

				Field Goals		3-Point		F-Throws		Rebounds									Scoring	
SEASON	TEAM	GP-GS	MIN/AVG	FG-FGA	FG%	3FG-3FGA	3FG%	FT-FTA	FT%	OFF	DEF	TOT	AVG	PF-FO	A	TO	BLK	STL	PTS	AVG
2017-18	MSM	32-32	1006/31.4	98-240	.408	39-107	.364	54-66	.818	11	74	85	2.7	60-1	110	86	3	32	289	9.0
2019-20	Siena	30-28	945/31.5	114-279	.409	55-144	.382	56-68	.824	16	82	98	3.3	51-2	71	76	2	32	339	11.3
2020-21	GTown	26-20	696/26.8	70-150	.467	40-89	.449	28-32	.875	21	58	79	3.0	38-1	44	47	0	26	208	8.0
2021-22	GTown	28-28	946/33.8	122-288	.424	64-165	.388	71-78	.910	20	104	124	4.4	52-1	80	61	6	43	379	13.5
2022-23	MD	8-8	208/26.0	19-60	.317	12-49	.245	13-16	.813	3	18	21	2.6	8-0	5	12	0	3	63	7.9
TOTAL FOR MD		8-8	208/26.0	19-60	.317	12-49	.245	13-16	.813	3	18	21	2.6	8-0	5	12	0	3	63	7.9
TOTAL		124-116	3802/30.7	423-1017	.416	210-554	.379	222-260	.854	71	336	407	3.3	209-5	310	282	11	136	1278	10.3

## 2022-23 GAME-BY-GAME

Opponent	Date	GS	MIN	Total		3-Pointers		Free throws		Rebounds				PF	A	TO	BLK	STL	PTS	AVG
				FG-FGA	PCT	3FG-3FGA	PCT	FT-FTA	PCT	OFF	DEF	TOT	AVG							
Niagara	11/07/2022	*	27:27	2-7	.286	1-6	.167	0-0	.000	0	0	0	0.0	0	0	0	0	0	5	5.0
Western Caro.	11/10/2022	*	23:35	1-7	.143	0-4	.000	0-0	.000	0	4	4	2.0	0	1	1	0	1	2	3.5
Binghamton	11/15/2022	*	20:17	3-6	.500	1-4	.250	0-0	.000	0	2	2	2.0	2	1	2	0	0	7	4.7
vs Saint Louis	11/19/2022	*	26:57	4-10	.400	4-10	.400	4-5	.800	1	5	6	3.0	1	2	0	0	0	16	7.5
vs Miami (FL)	11/20/2022	*	30:26	4-9	.444	4-9	.444	0-0	.000	2	3	5	3.4	2	0	5	0	0	12	8.4
Coppin St.	11/25/2022	*	32:09	2-9	.222	0-6	.000	3-4	.750	0	1	1	3.0	1	1	1	1	0	7	8.2
at Louisville	11/29/2022	*	23:27	2-6	.333	2-6	.333	3-4	.750	0	2	2	2.9	2	0	2	0	1	9	8.3
Illinois	12/02/2022	*	23:46	1-6	.167	0-4	.000	3-3	1.000	0	1	1	2.6	0	0	1	0	0	5	7.9
Totals			8 208:04	19-60	.317	12-49	.245	13-16	.813	3	18	21	2.6	8	5	12	0	3	63	7.9

## Player Averages

Games Played	Minutes/game	Points/game	FG Pct	3FG Pct	FT Pct	Rebounds/game	Assists/game	Turnovers/game	Assist/Turnover ratio	Steals/game	Blocks/game
8	26.0	7.9	31.7	24.5	81.3	2.6	0.6	1.5	0.4	0.4	0.0

## SEASON/CAREER HIGHS

	2021-22 SEASON	CAREER HIGHS
POINTS	24 at Villanova (2/19/22)	24 at Villanova (2/19/22)
REBOUNDS	9 (2x), last vs San Diego St. (11/25/21)	9 (2x), last vs San Diego St. (11/25/21)
FG MADE	9 at Villanova (2/19/22)	9 at Villanova (2/19/22)
FG ATT.	14 (4x) last at DePaul (2/24/22)	18 at Rider (1/5/20)
3 FG MADE	5 (3x), last at Villanova (2/19/22)	5 (3x), last at Villanova (2/19/22)
3 FG ATT.	10 at Marquette (2/16/22)	11 at Rider (1/5/20)
FT MADE	8 vs Providence (2/6/22)	9 vs Colorado (3/20/21)
FT ATT.	8 vs Providence (2/6/22)	10 at LIU (12/31/17)
ASSISTS	7 at Villanova (1/22/22)	12 vs York (PA) (11/21/17)
BLOCKS	2 at South Carolina (12/5/21)	2 at South Carolina (12/5/21)
STEALS	4 (4x), last at Providence (1/20/22)	4 (4x), last at Providence (1/20/22)
MINUTES	39 last vs. Saint Joseph's (11/26/21)	53 at Yale (11/20/19)

## MISCELLANEOUS STATS

Category	Season	Career	Last Time
Double-Figure Scoring		70	12 vs. Miami (11/20/22)
20-plus Points		7	24 at Villanova (2/19/22)
10-plus Rebounds		-	-
10-plus Assists		1	12 vs York (PA) (11/21/17)
5 3FG Games		3	5 at Villanova (2/19/22)
Double-Doubles		1	11 pts, 12 ast vs York (PA) (11/21/17)

## NOTABLES:

- Led Frederick Douglass to a 20-4 record and a Prince George's County Championship Game appearance his senior year; Averaged 13 points, six rebounds, and seven assists, which included three triple-doubles and a 37-point performance his senior season.
- Son of Donald Sr. and Crystal Carey.
- Has an older brother, Jamall Robinson who played college basketball at both Hofstra and LIU Brooklyn, and two younger sisters, Maranda and Madison.
- Cousin Kyle Anderson plays for the NBA's Memphis Grizzlies.



# #1 JAHMIR YOUNG

G • 6-1 • 185 • GR. • UPPER MARLBORO, MD (DEMATHA CATHOLIC/CHARLOTTE)

📷 JAHMIRYOUNG / 🐦 FLYMIR\_



## ▶ 2022-23 GAME-BY-GAME

Opponent	Date	GS	MIN	Total		3-Pointers		Free throws		Rebounds				PF	A	TO	BLK	STL	PTS	AVG	
				FG-FGA	PCT	3FG-3FGA	PCT	FT-FTA	PCT	OFF	DEF	TOT	AVG								
Niagara	11/07/2022	*	29:41	5-10	.500	1-3	.333	3-4	.750	2	5	7	7.0	0	4	3	2	14	14.0		
Western Caro.	11/10/2022	*	25:33	6-15	.400	0-1	.000	4-4	1.000	1	4	5	6.0	0	1	0	2	16	15.0		
Binghamton	11/15/2022	*	21:19	3-6	.500	0-1	.000	1-2	.500	1	3	4	5.3	1	5	1	0	7	12.3		
vs Saint Louis	11/19/2022	*	23:30	4-12	.333	1-5	.200	2-2	1.000	0	3	3	4.8	2	1	3	0	11	12.0		
vs Miami (FL)	11/20/2022	*	27:01	4-8	.500	1-2	.500	4-4	1.000	0	5	5	4.8	0	3	5	0	13	12.2		
Coppin St.	11/25/2022	*	31:41	6-16	.375	0-5	.000	9-10	.900	1	4	5	4.8	0	5	1	0	21	13.7		
at Louisville	11/29/2022	*	24:06	6-10	.600	1-3	.333	2-3	.667	1	4	5	4.9	0	5	0	0	3	15	13.9	
Illinois	12/02/2022	*	34:44	9-20	.450	4-9	.444	2-2	1.000	1	3	4	4.8	0	2	1	0	1	24	15.1	
Totals			8	217:34	43-97	.443	8-29	.276	27-31	.871	7	31	38	4.8	3	26	14	5	6	121	15.1

## Player Averages

Games Played	Minutes/game	Points/game	FG Pct	3FG Pct	FT Pct	Rebounds/game	Assists/game	Turnovers/game	Assist/Turnover ratio	Steals/game	Blocks/game
8	27.2	15.1	44.3	27.6	87.1	4.8	3.3	1.8	1.9	0.8	0.6

## 2022-23 SEASON (MARYLAND):

- 1,503 career points ranks 49th among all currently active NCAA players.
- Made his Maryland debut against Niagara where he scored 14 points while adding seven rebounds, four assists and two blocks.
- Scored a season-high 16 points with five rebounds and two blocks against Western Carolina.
- First Terp guard since Sean Mosely in 2011-12 to block four shots in the team's first two games.
- Scored 13 points with five rebounds in a win over Miami.
- Tallied a season high 21 points while contributing five rebounds and five assists against Coppin State.
- Notched 15 points and added five rebounds, five assists and three steals in a victory over Louisville.

## 2021-22 SEASON (AT CHARLOTTE):

- First Team All-Conference USA, First Team NABC All-District 11, Team MVP
- Only player in Conference USA to score in double-figures and play in every game of the season.
- Finished second in Conference USA in scoring with 19.8 points per game, second in free-throw percentage (.889), ninth in assists (3.6), and ninth in assist/turnover ratio (1.64).
- Led the Niners in scoring, rebounds and assists; scored 20-plus points a league-high 17 times; tallied a team-best five double-doubles.
- Ended the year ranked 17th in program history with 1,421 career points.
- Poured in 24 points and hauled in seven rebounds against Marshall (2/5).
- Scored a career-high 30 points on 10-of-17 shooting in win over FAU (1/17).
- Scored 26 points on 6-of-11 shooting and a perfect 11-of-11 from the charity stripe in win over George Washington (12/4).

## 2020-21 SEASON (AT CHARLOTTE):

- First Team NABC All-District 11, First Team All-Conference USA, Team MVP
- Finished fourth in Conference USA in scoring (18.0 points per game) and sixth in free throw percentage (83.4 percent).
- For the season, he recorded 24 double-figure scoring games, 11 20-point scoring games, 13 games with at least five rebounds.
- Scored a season-high 27 points (9-for-11 from the field) with five rebounds, three assists and two steals in the 49ers win over N.C. A&T (12/19).
- Recorded his first career double-double with 25 points (including going 11-for-11 from the free throw line) with 10 rebounds in the win over FIU (1/29).

## 2019-20 SEASON (AT CHARLOTTE):

- Named Kyle Macy Freshman All-American by CollegeInsider.com.
- Conference USA Freshman of the Year, Third Team All-Conference USA and Conference USA All-Freshman team selection.
- Hayward Grubstake Award winner
- Led all Conference USA freshmen in scoring while finishing second on the team averaging 12.5 points.
- Led all Conference USA freshmen in rebounding, averaging a team-leading 5.2 boards per game.
- Had his first career 20-point scoring game with a game-high 24 points against Wake Forest (11/17).
- Scored 20 of his season-high-tying 24 points in the second half of win over Florida Atlantic (1/23).

## ▶ CAREER STATS

SEASON	TEAM	GP-GS	MIN/AVG	Field Goals		3-Point		F-Throws		Rebounds				Scoring						
				FG-FGA	FG%	3FG-3FGA	3FG%	FT-FTA	FT%	OFF	DEF	TOT	AVG	PF-FO	A	TO	BLK	STL	PTS	AVG
2019-20	CLT	29-29	939/32.4	118-277	.426	47-126	.373	79-107	.738	16	135	151	5.2	34-0	82	54	10	45	362	12.5
2020-21	CLT	25-25	936/37.4	140-331	.423	45-133	.338	126-151	.834	19	104	123	4.9	22-0	63	61	7	26	451	18.0
2021-22	CLT	31-31	1111/35.8	210-449	.468	56-164	.341	132-148	.892	21	162	183	5.9	32-0	114	66	14	34	608	19.6
2022-23	MD	8-8	218/27.2	43-97	.443	8-29	.276	27-31	.871	7	31	38	4.8	3-0	26	14	5	6	121	15.1
<b>TOTAL FOR MD</b>		<b>8-8</b>	<b>218/27.2</b>	<b>43-97</b>	<b>.443</b>	<b>8-29</b>	<b>.276</b>	<b>27-31</b>	<b>.871</b>	<b>7</b>	<b>31</b>	<b>38</b>	<b>4.8</b>	<b>3-0</b>	<b>26</b>	<b>14</b>	<b>5</b>	<b>6</b>	<b>121</b>	<b>15.1</b>
<b>TOTAL</b>		<b>93-93</b>	<b>3203/34.4</b>	<b>511-1154</b>	<b>.443</b>	<b>156-452</b>	<b>.345</b>	<b>364-437</b>	<b>.833</b>	<b>63</b>	<b>432</b>	<b>495</b>	<b>5.3</b>	<b>91-0</b>	<b>285</b>	<b>195</b>	<b>36</b>	<b>111</b>	<b>1542</b>	<b>16.6</b>

## ▶ SEASON/CAREER HIGHS

	2021-22 SEASON	CAREER HIGHS
POINTS	30 at FAU (1/17)	30 at FAU (1/17/22)
REBOUNDS	12 at Marshall (2/19)	12 at Marshall (2/19/22)
FG MADE	12 vs. Wake Forest (12/17)	12 vs. Wake Forest (12/17)
FG ATT.	21 vs. Wake Forest (12/17)	21 vs. Wake Forest (12/17)
3 FG MADE	4 (6x), last vs. Marshall (2/5)	4 (12x), last vs. #16 Illinois (12/2/22)
3 FG ATT.	7 (3x), last at FIU (2/7)	9, 2x, last vs. #16 Illinois (12/2/22)
FT MADE	11 (2x), last vs. FIU (2/24)	13 at Florida Atlantic (1/23/21)
FT ATT.	12 vs. FIU (2/24)	16 at Florida Atlantic (1/23/21)
ASSISTS	9 vs. USC Upstate (11/12)	9 vs. USC Upstate (11/12/21)
BLOCKS	3 vs. LA Tech (2/10)	3 vs. LA Tech (2/10)
STEALS	2 (8x), last vs. MTSU (3/2)	3 (10x), last at Louisville (11/29/22)
MINUTES	--	--

## ▶ MISCELLANEOUS STATS

Category	Season	Career	Last Time
Double-Figure Scoring	7	82	24 vs. #16 Illinois (12/2/22)
20-plus Points	2	34	24 vs. #16 Illinois (12/2/22)
10-plus Rebounds		6	11 vs. Middle Tennessee (3/2/22)
5-plus Rebounds	5	52	5 at Louisville (11/29/22)
5-plus Assists	3	21	5 at Louisville (11/29/22)
3-plus Steals	1	10	3 at Louisville (11/29/22)
Double-Doubles		6	16 pts, 11 reb vs. Middle Tennessee (3/2/22)

## NOTABLES:

- As a senior, he earned All-Conference and honorable-mention Washington Post All-METS honors.
- Ranked as one of the Top-10 seniors in the state of Maryland.
- Played an integral role in helping DeMatha High school win three championships in 2018, including a state championship.
- Earned All-Conference honors as a junior after averaging 11.7 points, 3.7 rebounds and 3.3 assists per game.
- Played his freshman and sophomore years for St. Mary's Ryken High School.
- Was a four-year starter in his high school career.
- In the summer of 2018, he helped his D.C. based AAU program, Team Takeover, capture the Peach Jam title.



# #2 JAHARI LONG

GUARD • 6-5 • 200 • JR. • HOUSTON, TX (EPISCOPAL/SETON HALL)

IG JB00QI / TW JAHARI2\_



## 2022-23 SEASON (AT MARYLAND):

- Matched his career high with five points in a pair of wins over Niagara and Western Carolina.
- Set a new career high six points in a victory over Saint Louis.

## 2021-22 SEASON (AT SETON HALL):

- Appeared in five games before an injury ended his season early; averaged 0.8 points and 2.2 assists per game
- Recorded a career-high six assists in the season opener against FDU (11/10)
- Inserted into the starting lineup against Cal at the Fort Myers Tip-Off (11/24)
- Recorded three points, three rebounds, three assists, and one steal in his other start of the season against Bethune-Cookman (11/28).

## 2020-21 SEASON (AT SETON HALL):

- Appeared in 19 games for the Pirates, averaging 1.0 points per game
- Made his first collegiate field goal in a win over Iona (11/30)
- Had a season-high three assists in a season-high 18 minutes played in a win over Wagner (12/8)
- Made all four of his free throw attempts and issued two assists in a win at DePaul (1/9)
- Gave the Pirates 15 solid minutes and finished with three points, an assist and zero turnovers in the team's BIG EAST quarterfinal win over St. John's (3/11)

## NOTABLES:

- Attended Episcopal High School for four years, playing under head coach Wayan Jones
- Named All-Private School by the Houston Chronicle, Dallas Morning News and VYPE
- Was a two-time finalist for the Guy V. Lewis Award, given to the top high school player in the city of Houston
- Three-time All-Southwest Preparatory Conference selection
- Helped lead Bellaire to a District championship in 2020.
- Full name is Jahari Akil Long
- Son of Marchanel Wilson and Jamaal Long
- Has four siblings
- Member of the Rytes Warriors, Gooz Elite and Texas Showcase summer and AAU club

## 2022-23 GAME-BY-GAME

Opponent	Date	GS	MIN	Total		3-Pointers		Free throws		Rebounds				PF	A	TO	BLK	STL	PTS	AVG	
				FG-FGA	PCT	3FG-3FGA	PCT	FT-FTA	PCT	OFF	DEF	TOT	AVG								
Niagara	11/07/2022		10:20	2-3	.667	1-1	1.000	0-0	.000	0	0	0	0.0	2	2	1	0	1	5	5.0	
Western Caro.	11/10/2022		14:27	2-4	.500	0-1	.000	1-2	.500	0	0	0	0.0	1	2	3	0	1	5	5.0	
Binghamton	11/15/2022		17:48	0-1	.000	0-1	.000	0-2	.000	0	1	1	0.3	1	4	0	0	2	0	3.3	
vs Saint Louis	11/19/2022		17:27	1-2	.500	1-1	1.000	3-4	.750	0	1	1	0.5	2	4	1	0	1	6	4.0	
vs Miami (FL)	11/20/2022		13:05	1-2	.500	0-1	.000	0-0	.000	0	2	2	0.8	1	3	1	0	1	2	3.6	
Coppin St.	11/25/2022		15:16	2-3	.667	1-1	1.000	0-0	.000	0	1	1	0.8	3	0	2	0	0	5	3.8	
at Louisville	11/29/2022		17:35	1-4	.250	0-0	.000	1-2	.500	0	1	1	0.9	4	3	3	0	1	3	3.7	
Illinois	12/02/2022		06:55	0-0	.000	0-0	.000	0-0	.000	0	1	1	0.9	0	2	0	0	0	0	3.3	
Totals			0	112:53	9-19	.474	3-6	.500	5-10	.500	0	7	7	0.9	14	20	11	0	7	26	3.3

## Player Averages

Games Played	Minutes/game	Points/game	FG Pct	3FG Pct	FT Pct	Rebounds/game	Assists/game	Turnovers/game	Assist/Turnover ratio	Steals/game	Blocks/game
8	14.1	3.3	47.4	50.0	50.0	0.9	2.5	1.4	1.8	0.9	0.0

## SEASON/CAREER HIGHS

	2021-22 SEASON	CAREER HIGHS
POINTS	3 vs. Bethune-Cookman (11/28)	6 vs. Saint Louis (11/19/22)
REBOUNDS	3 vs. Bethune-Cookman (11/28)	3 vs. Bethune-Cookman (11/28/21)
FG MADE	1 vs. Bethune-Cookman (11/28)	2, 4x, last vs. Coppin State (11/25/22)
FG ATT.	3 vs. Bethune-Cookman (11/28)	4, 2x, last vs. Western Carolina (11/10/22)
3 FG MADE	1 vs. Bethune-Cookman (11/28)	1, 5x, last vs. Coppin State (11/25/22)
3 FG ATT.	3 vs. Bethune-Cookman (11/28)	3 vs. Bethune-Cookman (11/28/21)
FT MADE	1 vs. Fairleigh Dickinson (11/10)	4 at DePaul (1/9/21)
FT ATT.	2 vs. Fairleigh Dickinson (11/10)	4, 2x, last vs. Saint Louis (11/19/22)
ASSISTS	6 vs. Fairleigh Dickinson (11/10)	6 vs. Fairleigh Dickinson (11/10/21)
BLOCKS	-	-
STEALS	1, (2x) last vs. Bethune-Cookman (11/28)	2 vs. Binghamton (11/15/22)
MINUTES	24 vs. Fairleigh Dickinson (11/10)	24 - vs. Fairleigh Dickinson (11/10/21)

## MISCELLANEOUS STATS

Category	Season	Career	Last Time
Double-Figure Scoring			
20-plus Points			
10-plus Rebounds			
5-plus Rebounds			
5-plus Assists		1	6 vs. Fairleigh Dickinson (11/10/21)
3-plus Steals			
Double-Doubles			

## CAREER STATS

				Field Goals		3-Point		F-Throws		Rebounds									Scoring	
SEASON	TEAM	GP-GS	MIN/AVG	FG-FGA	FG%	3FG-3FGA	3FG%	FT-FTA	FT%	OFF	DEF	TOT	AVG	PF-FO	A	TO	BLK	STL	PTS	AVG
2020-21	SHU	19-0	129/6.8	6-19	.316	2-8	.250	5-5	1.000	1	10	11	0.6	5-0	6	13	0	2	19	1.0
2021-22	SHU	5-2	62/12.5	1-7	.143	1-5	.200	1-3	.333	2	3	5	1.0	5-0	11	5	0	2	4	0.8
2022-23	MD	8-0	113/14.1	9-19	.474	3-6	.500	5-10	.500	0	7	7	0.9	14-0	20	11	0	7	26	3.3
TOTAL FOR MD		8-0	113/14.1	9-19	.474	3-6	.500	5-10	.500	0	7	7	0.9	14-0	20	11	0	7	26	3.3
TOTAL		32-2	304/9.5	16-45	.356	6-19	.316	11-18	.611	3	20	23	0.7	24-0	37	29	0	11	49	1.5



# #10 JULIAN REESE

FORWARD • 6-9 • 230 • SO. • BALTIMORE, MD (ST. FRANCES ACADEMY)

📷 SHIFTY\_JU / 🐦 REESE10JULIAN



## 2022-23 SEASON:

- Opened the year with seven points and seven assists in the season opening win against Niagara.
- Posted his first career double-double with a career-high 19 points and 12 rebounds in a win over Western Carolina.
- Scored 19 points while adding seven rebounds in a win over Binghamton.
- Notched his second double-double, setting a new career high 22 points and tallying 10 rebounds in a win over Coppin State.
- His 22 points in the first half against Coppin State make him the first Terp to score 20-plus points in a half since Anthony Cowan Jr. scored 20 against Temple (11/28/19).

## 2021-22 SEASON:

- Played in 32 games with one start averaging 17.7 minutes per game
- Averaged 5.7 points and 4.4 rebounds per game
- Had the second-most blocks (23) on the team - just one behind Donta Scott and Qudus Wahab who each had 24
- Also had 14 steals and 13 assists on the year
- Reached double-figure scoring in seven games
- Tallied career-high 13 points - all in the first half - at Nebraska (2/18)
- Posted 12 points, five rebounds and a pair of steals against Minnesota (3/2)
- Also scored 12 points against Lehigh (12/28) and George Mason (11/17)
- Made first career start vs. Rutgers (1/15), posting nine points and seven rebounds
- Posted career-highs in rebounds (8) and blocks (4) vs. Virginia Tech (12/1)
- Posted 11 points, seven rebounds and three blocks in collegiate debut vs. Quinnipiac (11/9) - the most blocks in a Terrapin debut since Alex Len posted three against Albany on 12/28/11.

## NOTABLES:

- A consensus four-star recruit across all national recruiting outlets
- Ranked the 44th overall player, 10th at his position and No. 1 in the state of Maryland by 247Sports
- Ranked the 49th overall player and 15th at his position via ESPN
- Attended St. Frances Academy in Baltimore
- Received BCL Defensive Player of the Year honors
- Honorable Mention All-BCL honors

## ▶ 2022-23 GAME-BY-GAME

Opponent	Date	GS	MIN	Total		3-Pointers		Free throws		Rebounds				PF	A	TO	BLK	STL	PTS	AVG	
				FG	FGA	PCT	3FG	3FGA	PCT	FT	FTA	PCT	OFF								DEF
Niagara	11/07/2022	*	26:08	3-5	.600	0-0	.000	1-2	.500	2	5	7	7.0	3	2	1	1	0	7	7.0	
Western Caro.	11/10/2022	*	22:24	7-9	.778	0-0	.000	5-5	1.000	4	8	12	9.5	2	1	1	0	1	19	13.0	
Binghamton	11/15/2022	*	25:44	8-9	.889	0-0	.000	3-5	.600	4	3	7	8.7	1	0	1	2	1	19	15.0	
vs Saint Louis	11/19/2022	*	25:51	2-3	.667	0-0	.000	0-4	.000	2	3	5	7.8	3	3	2	2	2	4	12.3	
vs Miami (FL)	11/20/2022	*	32:59	7-8	.875	0-0	.000	3-5	.600	4	3	7	7.6	3	2	3	2	1	17	13.2	
Coppin St.	11/25/2022	*	25:21	10-12	.833	0-0	.000	4-7	.571	7	3	10	8.0	5	0	2	2	1	24	15.0	
at Louisville	11/29/2022	*	24:09	2-4	.500	0-0	.000	2-6	.333	1	6	7	7.9	3	0	0	0	0	6	13.7	
Illinois	12/02/2022	*	29:00	1-2	.500	0-0	.000	3-6	.500	2	5	7	7.8	4	0	3	1	1	5	12.6	
Totals			8	211:36	40-52	.769	0-0	.000	21-40	.525	26	36	62	7.8	24	8	13	10	7	101	12.6

## Player Averages

Games Played	Minutes/game	Points/game	FG Pct	3FG Pct	FT Pct	Rebounds/game	Assists/game	Turnovers/game	Assist/Turnover ratio	Steals/game	Blocks/game
8	26.5	12.6	76.9	0.0	52.5	7.8	1.0	1.6	0.6	0.9	1.3

## ▶ SEASON/CAREER HIGHS

	2021-22 SEASON	CAREER HIGHS
POINTS	13 at Nebraska (2/18/22)	24 vs. Coppin State (11/25/22)
REBOUNDS	8 vs. Virginia Tech (12/1/21)	12 vs. Western Carolina (11/10/22)
FG MADE	6 vs. Minnesota (3/2/22)	10 vs. Coppin State (11/25/22)
FG ATT.	9 vs. G. Washington (11/11/21)	12 vs. Coppin State (11/25/22)
3 FG MADE	2 (2x), last vs. #17 Illinois (1/21/22)	2 (2x), last vs. #17 Illinois (1/21/22)
3 FG ATT.	3 vs. #17 Illinois (1/21/22)	3 vs. #17 Illinois (1/21/22)
FT MADE	5 (5x), last at Nebraska (2/18/22)	5 (6x), last vs. Western Carolina (11/10/22)
FT ATT.	6 (3x), last vs. Rutgers (1/15/22)	7 vs. Coppin State (11/25/22)
ASSISTS	3 vs. Hofstra (11/19/21)	3 vs. Hofstra (11/19/21)
BLOCKS	4 vs. Virginia Tech (12/1/21)	4 vs. Virginia Tech (12/1/21)
STEALS	3 at Illinois (1/6/22)	3 at Illinois (1/6/22)
MINUTES	25 vs. Rutgers (1/15/22)	33 vs. Miami (11/20/22)

## ▶ MISCELLANEOUS STATS

Category	Season	Career	Last Time
Double-Figure Scoring	4	11	24 vs. Coppin State (11/25/22)
20-plus Points	1	1	24 vs. Coppin State (11/25/22)
10-plus Rebounds	2	2	10 vs. Coppin State (11/25/22)
5-plus Rebounds	8	24	7 vs. #16 Illinois (12/2/22)
3-plus Blocks	2	4	4 vs. Virginia Tech (12/1/21)
5-plus Assists	1	3	3 vs. Hofstra (11/19/21)
3-plus Steals	1	3	3 at Illinois (1/6/22)
Double-Doubles	2	2	24 pts, 10 reb vs. Coppin State (11/25/22)

## ▶ CAREER STATS

				Field Goals		3-Point		F-Throws		Rebounds				Scoring						
SEASON	TEAM	GP-GS	MIN/AVG	FG-FGA	FG%	3FG-3FGA	3FG%	FT-FTA	FT%	OFF	DEF	TOT	AVG	PF-FO	A	TO	BLK	STL	PTS	AVG
2021-22	MD	32-1	563/17.6	67-147	.456	7-23	.304	41-51	.804	69	73	142	4.4	84-4	13	39	23	14	182	5.7
2022-23	MD	8-8	212/26.5	40-52	.769	0-0	.000	21-40	.525	26	36	62	7.8	24-1	8	13	10	7	101	12.6
<b>TOTAL</b>		<b>40-9</b>	<b>775/19.4</b>	<b>107-199</b>	<b>.538</b>	<b>7-23</b>	<b>.304</b>	<b>62-91</b>	<b>.681</b>	<b>95</b>	<b>109</b>	<b>204</b>	<b>5.1</b>	<b>108-5</b>	<b>21</b>	<b>52</b>	<b>33</b>	<b>21</b>	<b>283</b>	<b>7.1</b>



# #11 NOAH BATCHELOR

GUARD/FORWARD • 6-6 • 185 • FR. • FREDERICK, MD (GLENELG COUNTRY SCHOOL/IMG ACADEMY)

📷 NOAHBATCHELORR / 🐦 NOAH\_BATCHELOR



## ► 2022-23 GAME-BY-GAME

Opponent	Date	GS	MIN	Total		3-Pointers		Free throws		Rebounds				PF	A	TO	BLK	STL	PTS	AVG
				FG-FGA	PCT	3FG-3FGA	PCT	FT-FTA	PCT	OFF	DEF	TOT	AVG							
Niagara	11/07/2022		09:05	1-1	1.000	1-1	1.000	0-0	.000	0	1	1	1.0	0	0	0	1	0	3	3.0
Western Caro.	11/10/2022		06:31	1-3	.333	1-3	.333	0-0	.000	0	1	1	1.0	0	0	1	0	0	3	3.0
Binghamton	11/15/2022		14:16	1-5	.200	1-5	.200	1-2	.500	0	1	1	1.0	0	0	0	0	1	4	3.3
vs Saint Louis	11/19/2022		03:59	1-3	.333	1-3	.333	0-2	.000	0	1	1	1.0	2	0	0	0	0	3	3.3
vs Miami (FL)	11/20/2022		00:40	0-0	.000	0-0	.000	0-0	.000	0	1	1	1.0	0	0	0	0	0	0	2.6
Coppin St.	11/25/2022		08:43	0-0	.000	0-0	.000	0-0	.000	0	3	3	1.3	2	1	1	0	0	0	2.2
at Louisville	11/29/2022		08:41	1-3	.333	0-1	.000	1-1	1.000	1	3	4	1.7	1	0	1	0	0	3	2.3
<b>Totals</b>			<b>0</b>	<b>51:55</b>	<b>5-15</b>	<b>.333</b>	<b>4-13</b>	<b>.308</b>	<b>2-5</b>	<b>.400</b>	<b>1</b>	<b>11</b>	<b>12</b>	<b>1.7</b>	<b>5</b>	<b>1</b>	<b>3</b>	<b>1</b>	<b>16</b>	<b>2.3</b>

## Player Averages

Games Played	Minutes/ game	Points/ game	FG Pct	3FG Pct	FT Pct	Rebounds/ game	Assists/ game	Turnovers/ game	Assist/Turnover ratio	Steals/ game	Blocks/ game
7	7.4	2.3	33.3	30.8	40.0	1.7	0.1	0.4	0.3	0.1	0.1

## 2022-23 SEASON:

- Made his collegiate debut against Niagara hitting his first career triple.
- Appeared as a reserve against Western Carolina where he was 1-for-3 from deep.
- Played 14 minutes and scored four points in a victory over Binghamton.
- Scored three points and had a season-high four rebounds at Louisville.

## NOTABLES:

- First player signed by head coach Kevin Willard at Maryland
- Ranked as high the No. 22 small forward prospect in the nation by Rivals in 2021
- Played at powerhouse IMG Academy in Bradenton, Florida in 2021-22 after playing at Glenelg Country School in Ellicott City and St. Maria Goretti Catholic High School in Hagerstown prior to that
- Participated in two USA Basketball camps and played for coach Eddie Green with Team Thrill on the Under Armour circuit in the spring and summer of 2021
- After playing his freshman season at St. Maria Goretti, was named first-team All-Howard County after the 2019-20 season averaging a team-high 13.5 points per game in the highly-competitive Maryland Interscholastic Athletic Association of Maryland A Conference
- Made 62 three-point field goals that season and had 20-or-more points on six occasions
- In a big win over Archbishop Spaulding, made six three-pointers and hit a buzzer-beater to send the game into overtime while eventually leading his team to victory.

## ► SEASON/CAREER HIGHS

	SEASON	CAREER HIGHS
POINTS	-	4 vs. Binghamton (11/15/22)
REBOUNDS	-	4 at Louisville (11/29/22)
FG MADE	-	1, 5x, last at Louisville (11/29/22)
FG ATT.	-	5 vs. Binghamton (11/15/22)
3 FG MADE	-	1, 4x, last vs. Saint Louis (11/19/22)
3 FG ATT.	-	5 vs. Binghamton (11/15/22)
FT MADE	-	1, 2x, last at Louisville (11/29/22)
FT ATT.	-	2 vs. Binghamton (11/15/22)
ASSISTS	-	1 vs. Coppin State (11/25/22)
BLOCKS	-	1 vs. Niagara (11/7/23)
STEALS	-	1 vs. Binghamton (11/15/22)
MINUTES	-	14 vs. Binghamton (11/15/22)

## ► MISCELLANEOUS STATS

Category	Season	Career	Last Time
Double-Figure Scoring			
20-plus Points			
10-plus Rebounds			
5-plus Rebounds			
5-plus Assists			
3-plus Steals			
Double-Doubles			

## ► CAREER STATS

				Field Goals		3-Point		F-Throws		Rebounds				Scoring						
SEASON	TEAM	GP-GS	MIN/AVG	FG-FGA	FG%	3FG-3FGA	3FG%	FT-FTA	FT%	OFF	DEF	TOT	AVG	PF-FO	A	TO	BLK	STL	PTS	AVG
2022-23	MD	7-0	52/7.4	5-15	.333	4-13	.308	2-5	.400	1	11	12	1.7	5-0	1	3	1	1	16	2.3
<b>TOTAL</b>		<b>7-0</b>	<b>52/7.4</b>	<b>5-15</b>	<b>.333</b>	<b>4-13</b>	<b>.308</b>	<b>2-5</b>	<b>.400</b>	<b>1</b>	<b>11</b>	<b>12</b>	<b>1.7</b>	<b>5-0</b>	<b>1</b>	<b>3</b>	<b>1</b>	<b>1</b>	<b>16</b>	<b>2.3</b>



# #12 PAVLO DZIUBA

F • 6-8 • 235 • JR. • KYIV, UKRAINE (BASQUET/ARIZONA STATE)

📷 DZIUB / 🐦 DZIUB1



## 2022-23 SEASON:

- Saw his first action of the season against Western Carolina.

## 2021-22 SEASON:

- Saw action in eight games averaging 4.1 minutes
- Had three points, three rebounds, and two steals on the season
- Made his collegiate debut against Quinnipiac (11/9) where he scored three points, had two rebounds, and saw a season-high 14 minutes on the court
- Had one steal against George Washington (11/11)
- Hauled down one rebound against Lehigh (12/28)
- Saw action in Big Ten games against Michigan (1/18), Ohio State (2/6), Iowa (2/10), and Minnesota (3/2)
- Transferred to Maryland in June 2021 from Arizona State

## 2020-21 SEASON (ARIZONA STATE):

- The youngest player in college basketball (17)
- Appeared in eight games as a reserve forward
- Scored first career points against Rhode Island (11/25)
- Played career-high 10 minutes vs. UCLA (1/7)

## NOTABLES:

- A four-star recruit according to 247Sports.com
- Impressed at the FIBA U16 Division B European Championships in 2019, averaging 13.8 points (.545 FG), 9.3 rebounds and 2.1 assists
- Spent time with FC Barcelona's U18 team during the 2019-20 season

## 2022-23 GAME-BY-GAME

Opponent	Date	GS	MIN	Total		3-Pointers		Free throws		Rebounds				PF	A	TO	BLK	STL	PTS	AVG
				FG-FGA	PCT	3FG-3FGA	PCT	FT-FTA	PCT	OFF	DEF	TOT	AVG							
Western Caro.	11/10/2022		02:17	0-0	.000	0-0	.000	0-0	.000	0	0	0	0.0	0	0	0	0	0	0	0.0
at Louisville	11/29/2022		03:41	0-0	.000	0-0	.000	0-0	.000	0	0	0	0.0	0	0	0	0	0	0	0.0
<b>Totals</b>		<b>0</b>	<b>05:58</b>	<b>0-0</b>	<b>.000</b>	<b>0-0</b>	<b>.000</b>	<b>0-0</b>	<b>.000</b>	<b>0</b>	<b>0</b>	<b>0</b>	<b>0.0</b>	<b>0</b>	<b>0</b>	<b>0</b>	<b>0</b>	<b>0</b>	<b>0</b>	<b>0.0</b>

## Player Averages

Games Played	Minutes/game	Points/game	FG Pct	3FG Pct	FT Pct	Rebounds/game	Assists/game	Turnovers/game	Assist/Turnover ratio	Steals/game	Blocks/game
2	3.0	0.0	0.0	0.0	0.0	0.0	0.0	0.5	0.0	0.0	0.0

## SEASON/CAREER HIGHS

	2021-22 SEASON	CAREER HIGHS
POINTS	3 vs. Quinnipiac (11/9)	3 vs. Quinnipiac (11/9/21)
REBOUNDS	2 vs. Quinnipiac (11/9)	2 vs. Quinnipiac (11/9/21)
FG MADE	1 vs. Quinnipiac (11/9)	1 (2x), last vs. Quinnipiac (11/9/21)
FG ATT.	3 vs. Quinnipiac (11/9)	3 vs. Quinnipiac (11/9/21)
3 FG MADE	1 vs. Quinnipiac (11/9)	1 vs. Quinnipiac (11/9/21)
3 FG ATT.	3 vs. Quinnipiac (11/9)	3 vs. Quinnipiac (11/9/21)
FT MADE	-	1 vs. Houston Baptist (11/29/20)
FT ATT.	-	2 vs. Houston Baptist (11/29/20)
ASSISTS	-	-
BLOCKS	-	1 vs. UCLA (1/7/21)
STEALS	1 (2x), last vs. Iowa (2/10)	1 (2x), last vs. Iowa (2/10/22)
MINUTES	14 vs. Quinnipiac (11/9)	14 vs. Quinnipiac (11/9/21)

## MISCELLANEOUS STATS

Category	Season	Career	Last Time
Double-Figure Scoring			
20-plus Points			
10-plus Rebounds			
5-plus Rebounds			
5-plus Assists			
3-plus Steals			
Double-Doubles			

## CAREER STATS

				Field Goals		3-Point		F-Throws		Rebounds				Scoring						
SEASON	TEAM	GP-GS	MIN/AVG	FG-FGA	FG%	3FG-3FGA	3FG%	FT-FTA	FT%	OFF	DEF	TOT	AVG	PF-FO	A	TO	BLK	STL	PTS	AVG
2020-21	ASU	8-0	33/4.1	1-1	1.000	0-0	.000	1-2	.500	0	2	2	0.3	6-0	0	3	1	0	3	0.4
2021-22	MD	8-0	33/4.1	1-3	.333	1-2	.500	0-0	.000	1	2	3	0.4	4-0	0	1	0	2	3	0.4
2022-23	MD	2-0	6/3.0	0-0	.000	0-0	.000	0-0	.000	0	0	0	0.0	0-0	0	1	0	0	0	0.0
<b>TOTAL FOR MD</b>		<b>10-0</b>	<b>39/3.9</b>	<b>1-3</b>	<b>.333</b>	<b>1-2</b>	<b>.500</b>	<b>0-0</b>	<b>.000</b>	<b>1</b>	<b>2</b>	<b>3</b>	<b>0.3</b>	<b>4-0</b>	<b>0</b>	<b>2</b>	<b>0</b>	<b>2</b>	<b>3</b>	<b>0.3</b>
<b>TOTAL</b>		<b>18-0</b>	<b>71/4.0</b>	<b>2-4</b>	<b>.500</b>	<b>1-2</b>	<b>.500</b>	<b>1-2</b>	<b>.500</b>	<b>1</b>	<b>4</b>	<b>5</b>	<b>0.3</b>	<b>10-0</b>	<b>0</b>	<b>5</b>	<b>1</b>	<b>2</b>	<b>6</b>	<b>0.3</b>



# #13 HAKIM HART

GUARD • 6-8 • 205 • SR. • PHILADELPHIA, PA (ROMAN CATHOLIC)

IG HAKIMHART13 / TW KEEM\_\_3



## 2022-23 SEASON:

- Opened the season with nine points, three assists, and two rebounds against Niagara.
- Scored 10 points with five rebounds in win over Western Carolina.
- Netted 16 points, shooting 2-for-3 from three in a victory over Saint Louis.
- Scored a season high 22 points and eight rebounds against Coppin State.

## 2021-22 SEASON:

- Second-leading returning scorer for the Terps from the 2021-22 squad
- Averaged 9.9 points and 3.6 rebounds per game
- Started 31-of-32 games played averaging 31.1 minutes per night
- Shot 52.7 percent from the floor and 85.0 percent from the free throw line
- Had 12 blocks, 49 steals, and 60 assists on the year with 18 games in double-figure points
- Posted double-figures in 10 straight games from Dec. 1-Jan. 15; had just nine total in first 55 collegiate games
- Broke out for a season-high 24 points, his second-best single-game scoring total, vs. Richmond (11/25)
- Twice had a season-high eight rebounds (at Iowa, at Northwestern)
- Recorded 19 points, seven rebounds, and three assists to go along with two steals in win over Minnesota (3/2)
- Had 19 points vs. Iowa (2/10)
- Scored 18 points and matched career-high with eight rebounds at Northwestern (1/12)
- Recorded a career-high five steals vs. Lehigh (12/28) - the most for a Terrapin since Aaron Wiggins vs. Delaware (11/6/18)

## 2020-21 SEASON:

- Appeared in 31 games, including 19 starts, at both point guard and shooting guard
- Averaged 7.1 points (.452 FG), 3.5 rebounds and 1.9 assists in breakout season
- Posted six points and four assists vs. #5 Alabama (3/22) in NCAA Round of 32
- Had six points, five rebounds and four assists in victory vs. UConn (3/20) in NCAA first round
- Posted 12 points and knocked down 7-of-9 free throw attempts at Rutgers (2/21)
- Started at point guard and recorded eight assists and zero turnovers against #12 Illinois (1/10) and Wingate (1/15)
- Made first collegiate start vs. Saint Peter's (12/4), scoring a career-high 32 points on 11-of-13 shooting - It was the most points on 80% shooting for a Terp since John Gilchrist in 2004, and the most points for a Terp overall since Melo Trimble in 2017

## 2022-23 GAME-BY-GAME

Opponent	Date	GS	MIN	Total		3-Pointers		Free throws		Rebounds			PF	A	TO	BLK	STL	PTS	AVG		
				FG-FGA	PCT	3FG-3FGA	PCT	FT-FTA	PCT	OFF	DEF	TOT								AVG	
Niagara	11/07/2022	*	28:51	3-4	.750	1-2	.500	2-2	1.000	0	2	2	2	0	2	3	2	1	9	9.0	
Western Caro.	11/10/2022	*	26:48	4-7	.571	1-3	.333	1-2	.500	0	5	5	3	5	1	2	1	0	1	10	9.5
Binghamton	11/15/2022	*	21:53	5-10	.500	1-3	.333	2-2	1.000	1	7	8	5	0	2	0	2	13	10.7	10.7	
vs Saint Louis	11/19/2022	*	28:44	6-10	.600	2-3	.667	2-2	1.000	3	1	4	4	8	0	2	0	0	1	16	12.0
vs Miami (FL)	11/20/2022	*	34:28	4-7	.571	1-3	.333	5-6	.833	0	4	4	4	6	1	0	1	0	1	14	12.4
Coppin St.	11/25/2022	*	34:28	7-11	.636	2-4	.500	6-7	.857	4	4	8	5	2	3	1	1	0	2	22	14.0
at Louisville	11/29/2022	*	28:25	3-5	.600	1-3	.333	2-2	1.000	1	2	3	4	9	1	4	1	2	9	13.3	13.3
Illinois	12/02/2022	*	34:23	6-9	.667	5-6	.833	0-0	.000	0	5	5	4	9	3	2	1	0	1	17	13.8
Totals			8	238:00	38-63	.603	14-27	.519	20-23	.870	9	30	39	4.9	11	17	7	2	9	110	13.8

## Player Averages

Games Played	Minutes/game	Points/game	FG Pct	3FG Pct	FT Pct	Rebounds/game	Assists/game	Turnovers/game	Assist/Turnover ratio	Steals/game	Blocks/game
8	29.8	13.8	60.3	51.9	87.0	4.9	2.1	0.9	2.4	1.1	0.3

## SEASON/CAREER HIGHS

	2021-22 SEASON	CAREER HIGHS
POINTS	24 vs. Richmond (11/25)	32 vs. Saint Peter's (12/4/20)
REBOUNDS	8 (2x), last at Northwestern (1/12)	8 (5x), last vs. Coppin State (11/25/22)
FG MADE	8 (2x), last vs. Iowa (2/10)	11 vs. Saint Peter's (12/4/20)
FG ATT.	12 at Northwestern (1/12)	13 vs. Saint Peter's (12/4/20)
3 FG MADE	4 (2x), last vs. Northwestern (12/5)	5, 2x, last vs. #16 Illinois (12/2/22)
3 FG ATT.	6 (2x), last vs. Indiana (1/29)	7 vs. Saint Peter's (12/4/20)
FT MADE	8 vs. Minnesota (3/2)	8 vs. Minnesota (3/2/22)
FT ATT.	8 vs. Minnesota (3/2)	9 at Rutgers (2/21/21)
ASSISTS	4 (2x), last vs. Brown (12/30)	6 vs. Wingate (1/15/21)
BLOCKS	1 (12x), last vs. Minnesota (3/2)	3 at #17 Minnesota (1/23/21)
STEALS	5 vs. Lehigh (12/28)	5 vs. Lehigh (12/28/21)
MINUTES	48 at Northwestern (1/12)	48 at Northwestern (1/12/22)

## MISCELLANEOUS STATS

Category	Season	Career	Last Time
Double-Figure Scoring	6	31	17 vs. #16 Illinois (12/2/22)
20-plus Points	1	3	22 vs. Coppin State (11/25/22)
10-plus Rebounds		1	32 vs. Saint Peter's (12/4/20)
5-plus Rebounds	3	19	5 vs. #16 Illinois (12/2/22)
5-plus Assists		19	3 vs. Minnesota (3/2/22)
3-plus Steals		8	4 vs. Penn State (2/22/22)
Double-Doubles			

## NOTABLES:

- Mark Ward Philadelphia & Catholic League Player of the Year as a senior
- Also earned the following accolades as a senior: Black Cager Catholic League Player of the Year, USA Today First Team All-State, First Team All-Catholic, Daily News and Philadelphia Inquirer First Team All-Area, Philadelphia Inquirer First Team All-City and Daily News First Team All-Catholic League
- A top-25 finalist for Mr. PA Basketball
- Averaged 21.1 points, 6.7 rebounds, 4.0 assists and 1.8 steals in explosive senior season
- Helped Roman Catholic capture back-to-back Catholic League titles
- Scored more than 1,000 points in two seasons at Roman Catholic
- Played AAU for Philly Pride, averaging 14.3 points, 5.0 rebounds and 3.0 assists while playing in the Under Armour Association in 2018.
- Born in Philadelphia, Pa.
- Son of Syrita and Hakim Hart
- Has one younger brother, who he describes as his inspiration

## CAREER STATS

CAREER STATS				Field Goals		3-Point		F-Throws		Rebounds									Scoring	
SEASON	TEAM	GP-GS	MIN/AVG	FG-FGA	FG%	3FG-3FGA	3FG%	FT-FTA	FT%	OFF	DEF	TOT	AVG	PF-FO	A	TO	BLK	STL	PTS	AVG
2019-20	MD	18-0	113/6.3	8-36	.222	4-27	.148	8-12	.667	3	8	11	0.6	11-0	9	4	0	0	28	1.6
2020-21	MD	31-19	793/25.6	76-168	.452	29-88	.330	38-50	.760	20	90	110	3.5	45-0	59	29	5	24	219	7.1
2021-22	MD	32-31	994/31.1	109-207	.527	31-94	.330	68-80	.850	27	87	114	3.6	54-0	60	29	12	49	317	9.9
2022-23	MD	8-8	238/29.8	38-63	.603	14-27	.519	20-23	.870	9	30	39	4.9	11-0	17	7	2	9	110	13.8
TOTAL		89-58	2139/24.0	231-474	.487	78-236	.331	134-165	.812	59	215	274	3.1	121-0	145	69	19	82	674	7.6



# #15 PATRICK EMILIEN

FORWARD • 6-7 • 210 • GR. • TORONTO, ONTARIO (JOHN POLANYI COLLEGIATE INSTITUTE/WESTERN MICHIGAN/ST. FRANCIS (N.Y.) @ PATRICK\_EMI / PATRICK\_EMI



## 2022-23 SEASON:

- Scored four points in his Maryland debut against Niagara; added two boards, a steal and a block.
- Posted a season-high six points with three rebounds in win at Louisville.

## 2021-22 SEASON (AT ST. FRANCIS):

- Started all 27 games he played in with the Terriers, averaging 12.5 points, 6.2 rebounds per game.
- Shot 47.8 percent from the floor and 75.0 from the free-throw line
- Scored in double-figures in 19 games with a career-high of 23 points at Wagner (Jan. 15)
- Had a stretch of 11 consecutive games with 10-plus points, including 20-point games against Fairleigh Dickinson (Feb. 3) and LIU (Feb. 10)
- Posted four double-doubles with his first one coming at St. John's (Nov. 23) with 12 points and 12 rebounds
- Also had double-doubles against St. Francis Pa. (Jan. 6) with 12 points and 11 rebounds; Mount St. Mary's (Jan. 8) with 11 points and 10 boards and at Bryant (Jan. 23) with 17 points and career-best 12 rebounds
- Tallied 21 points at Francis Pa. (Feb. 19), for his fourth game with 20-plus points on the season
- Opened the season with 18 points and five rebounds at Wisconsin (Nov. 10), his first game as a Terrier

## 2020-21 SEASON (AT WESTERN MICHIGAN):

- Member of Academic All-MAC Team, earning a 3.2 GPA or better
- Played in 15 games, making four starts, averaging 5.2 points, 3.5 rebounds per game with the Broncos
- Averaged 19.6 minutes per game, shooting 41.4 percent from the field
- Shot 32.6 percent from behind the three-point line & shot 60 percent from the free-throw line
- Registered three double-digit performances
- Scored a WMU career-high 18 points on 7-of-10 shooting from the field vs. Buffalo (Jan. 12)

## 2019-20 SEASON (AT WESTERN MICHIGAN):

- Played in 30 games, averaging 2.0 points, 1.8 rebounds and 9.3 minutes per game
- Scored season-high nine points on 4-of-6 shooting from the field at Toledo (Jan. 11)
- Notched career-high four assists at Ball State (2/25)

## 2022-23 GAME-BY-GAME

Opponent	Date	GS	MIN	Total		3-Pointers		Free throws		Rebounds		PF	A	TO	BLK	STL	PTS	AVG		
				FG-FGA	PCT	3FG-3FGA	PCT	FT-FTA	PCT	OFF	DEF								TOT	AVG
Niagara	11/07/2022		14:17	1-3	.333	0-0	.000	2-2	1.000	1	1	2	2.0	3	0	1	1	4	4.0	
Western Caro.	11/10/2022		19:11	0-1	.000	0-0	.000	1-2	.500	0	0	0	1.0	0	0	0	2	1	2.5	
Binghamton	11/15/2022		19:24	1-2	.500	0-1	.000	1-1	1.000	0	4	4	2.0	3	1	0	1	3	2.7	
vs Saint Louis	11/19/2022		21:20	0-1	.000	0-1	.000	0-0	.000	1	6	7	3.3	2	0	0	1	0	2.0	
vs Miami (FL)	11/20/2022		17:13	1-1	1.000	0-0	.000	0-0	.000	2	2	4	3.4	0	0	1	1	2	2.0	
at Louisville	11/29/2022		14:35	2-3	.667	0-0	.000	2-6	.333	2	1	3	3.3	2	0	0	0	6	2.7	
Illinois	12/02/2022		18:10	0-0	.000	0-0	.000	0-0	.000	2	2	4	3.4	4	0	1	0	0	2.3	
Totals		0	124:10	5-11	.455	0-2	.000	6-11	.545	8	16	24	3.4	14	1	3	6	4	16	2.3

## Player Averages

Games Played	Minutes/game	Points/game	FG Pct	3FG Pct	FT Pct	Rebounds/game	Assists/game	Turnovers/game	Assist/Turnover ratio	Steals/game	Blocks/game
7	17.7	2.3	45.5	0.0	54.5	3.4	0.1	0.4	0.3	0.6	0.9

## SEASON/CAREER HIGHS

	2021-22 SEASON	CAREER HIGHS
POINTS	23 at Wagner (1/15/22)	23 at Wagner (1/15/22)
REBOUNDS	12 (2x) last at Bryant (1/23/22)	12 (2x) last at Bryant (1/23/22)
FG MADE	9 (3x) last at LIU (2/10/22)	9 (3x) last at LIU (2/10/22)
FG ATT.	18 at Bryant (1/23/22)	18 at Bryant (1/23/22)
3 FG MADE	1 at Wisconsin (11/9/21)	3 (4x), last vs. Buffalo (1/12/2021)
3 FG ATT.	3 at Wisconsin (11/9/21)	3 at Wisconsin (11/9/21)
FT MADE	7 at St. Francis (Pa.) (2/19/22)	7 at St. Francis (Pa.) (2/19/22)
FT ATT.	9 at St. Francis (Pa.) (2/19/22)	9 at St. Francis (Pa.) (2/19/22)
ASSISTS	3 (3x), last at Wagner (1/15/22)	4, at Ball State (2/25/2020)
BLOCKS	3 vs. Mount St. Mary's (2/17/22)	3 vs. Mount St. Mary's (2/17/22)
STEALS	3 vs. St. Thomas (MN) (11/13/21)	3 vs. St. Thomas (MN) (11/13/21)
MINUTES	40 vs. Sacred Heart (2/5/2022)	40 vs. Sacred Heart (2/5/2022)

## MISCELLANEOUS STATS

Category	Season	Career	Last Time
Double-Figure Scoring		27	21 at St. Francis (PA) (2/19/22)
20-plus Points		4	21 at St. Francis (PA) (2/19/22)
10-plus Rebounds		4	12 at Bryant (1/23/22)
5-plus Rebounds	1	--	7 vs. Saint Louis (11/19/22)
5-plus Assists		--	--
3-plus Steals		--	3 vs. St. Thomas (MN) (11/13/21)
Double-Doubles		4	17 pts, 12 reb at Bryant (1/23/22)

## NOTABLES:

- Played at the Toronto Basketball Academy in the National Preparatory Association (NPA) averaging 20.6 points per game, ranking 6th in the league
- Helped lead team to the NPA National Championship Quarterfinals in 2017
- During NPA play, had a 40-point performance with 10 three-pointers against a Virginia Tech commit and an ESPN Top 100 prospect
- During the NPA New Year Challenge, averaged 22.6 points per game
- Selected as one of 25 Canadians to compete in the NBA-Sanctioned All-Canadian Showcase.
- Attended and graduated from the John Polanyi Collegiate Institute
- Son of Sheila Fardy and Reynald Emilien
- Sister, Gabrielle, played soccer at Howard University and was named SWAC Goalkeeper of the Year in 2017
- Graduated with a Bachelor's of Business Administration in Marketing at Western Michigan in 2021

## CAREER STATS

				Field Goals		3-Point		F-Throws		Rebounds									Scoring	
SEASON	TEAM	GP-GS	MIN/AVG	FG-FGA	FG%	3FG-3FGA	3FG%	FT-FTA	FT%	OFF	DEF	TOT	AVG	PF-FO	A	TO	BLK	STL	PTS	AVG
2018-19	WMU	32-12	680/21.2	48-138	.348	26-89	.292	30-53	.566	44	82	126	3.9	33-0	25	39	13	13	152	4.8
2019-20	WMU	30-0	278/9.3	25-61	.410	5-23	.217	5-17	.294	17	38	55	1.8	28-0	12	19	9	6	60	2.0
2020-21	WMU	15-4	293/19.5	29-70	.414	14-43	.326	6-10	.600	9	44	53	3.5	18-0	19	15	10	8	78	5.2
2021-22	SFBK	27-27	825/30.5	141-295	.478	1-9	.111	54-72	.750	61	107	168	6.2	70-1	29	57	20	21	337	12.5
2022-23	MD	7-0	124/17.7	5-11	.455	0-2	.000	6-11	.545	8	16	24	3.4	14-0	1	3	6	4	16	2.3
TOTAL FOR MD		7-0	124/17.7	5-11	.455	0-2	.000	6-11	.545	8	16	24	3.4	14-0	1	3	6	4	16	2.3
TOTAL		111-43	2199/19.8	248-575	.431	46-166	.277	101-163	.620	139	287	426	3.8	163-1	86	133	58	52	643	5.8



# #20 IKE CORNISH

GUARD/FORWARD • 6-6 • 190 • R-FR. • BALTIMORE, MD (LEGACY CHARTER)

IG: IKECORNISH / TW: IKECORNISH



## 2022-23 SEASON:

- Scored two points while hauling down two boards in just over a minute of time against Niagara.
- Played nearly 12 minutes scoring two points and adding a rebound against Western Carolina.
- Played 13 minutes and set a new career-high with nine points against Binghamton.

## 2021-22 SEASON:

- Did not see game action

## NOTABLES:

- Member of the inaugural cohort for the Kubasik First Impact Program in 2022-23 - a program designed to help second-year student-athletes in the selection of a major, exposure to career paths, and provides opportunity to build career-ready skills
- Consensus four-star recruit via all major recruiting publications
- No. 77 overall player, No. 13 overall shooting guard, No. 3 overall player in the state of MD, according to 247Sports
- No. 32 overall shooting guard and No. 5 player in the state of Maryland via ESPN
- Averaged 15 points per game during his first two years at Dulaney
- Averaged 13.3 points and 3.6 rebounds per game as a junior at Legacy
- AAU teammate with fellow Terp Julian Reese
- Son of Karen and Edward Cornish
- Would like to become an agent or GM when playing career is over
- Chose Maryland because of its proximity to home

## ► 2022-23 GAME-BY-GAME

Opponent	Date	GS	MIN	FG-FGA	PCT	3FG-3FGA	PCT	FT-FTA	PCT	OFF	DEF	TOT	AVG	PF	A	TO	BLK	STL	PTS	AVG
Niagara	11/07/2022		01:24	0-0	.000	0-0	.000	2-2	1.000	1	1	2	2.0	0	0	0	0	0	2	2.0
Western Caro.	11/10/2022		11:43	1-4	.250	0-3	.000	0-0	.000	1	0	1	1.5	3	0	1	0	0	2	2.0
Binghamton	11/15/2022		12:57	3-4	.750	1-2	.500	2-2	1.000	0	0	0	1.0	1	0	1	0	0	9	4.3
vs Saint Louis	11/19/2022		04:22	0-1	.000	0-0	.000	0-0	.000	0	0	0	0.8	0	0	0	0	0	0	3.3
vs Miami (FL)	11/20/2022		00:40	0-0	.000	0-0	.000	0-0	.000	0	0	0	0.6	0	0	0	0	0	0	2.6
Coppin St.	11/25/2022		03:09	0-0	.000	0-0	.000	0-0	.000	0	0	0	0.5	0	0	0	0	0	0	2.2
<b>Totals</b>			<b>0</b>	<b>34:15</b>	<b>4-9</b>	<b>.444</b>	<b>1-5</b>	<b>.200</b>	<b>4-4</b>	<b>1.000</b>	<b>2</b>	<b>1</b>	<b>3</b>	<b>0.5</b>	<b>4</b>	<b>0</b>	<b>2</b>	<b>0</b>	<b>13</b>	<b>2.2</b>

## Player Averages

Games Played	Minutes/ game	Points/ game	FG Pct	3FG Pct	FT Pct	Rebounds/ game	Assists/ game	Turnovers/ game	Assist/Turnover ratio	Steals/ game	Blocks/ game
6	5.7	2.2	44.4	20.0	100.0	0.5	0.0	0.3	0.0	0.0	0.0

## ► SEASON/CAREER HIGHS

	SEASON	CAREER HIGHS
POINTS	-	9 vs. Binghamton (11/15/22)
REBOUNDS	-	2 vs. Niagara (11/7/23)
FG MADE	-	3 vs. Binghamton (11/15/22)
FG ATT.	-	4, 2x, last vs. Binghamton (11/15/22)
3 FG MADE	-	1 vs. Binghamton (11/15/22)
3 FG ATT.	-	3 vs. Western Carolina (11/10/22)
FT MADE	-	2, 2x, last vs. Binghamton (11/15/22)
FT ATT.	-	2, 2x, last vs. Binghamton (11/15/22)
ASSISTS	-	-
BLOCKS	-	-
STEALS	-	-
MINUTES	-	13 vs. Binghamton (11/15/22)

## ► MISCELLANEOUS STATS

Category	Season	Career	Last Time
Double-Figure Scoring			
20-plus Points			
10-plus Rebounds			
5-plus Rebounds			
5-plus Assists			
3-plus Steals			
Double-Doubles			

## ► CAREER STATS

				Field Goals		3-Point		F-Throws		Rebounds				Scoring						
SEASON	TEAM	GP-GS	MIN/AVG	FG-FGA	FG%	3FG-3FGA	3FG%	FT-FTA	FT%	OFF	DEF	TOT	AVG	PF-FO	A	TO	BLK	STL	PTS	AVG
2022-23	MD	6-0	34/5.7	4-9	.444	1-5	.200	4-4	1.000	2	1	3	0.5	4-0	0	2	0	0	13	2.2
<b>TOTAL</b>		<b>6-0</b>	<b>34/5.7</b>	<b>4-9</b>	<b>.444</b>	<b>1-5</b>	<b>.200</b>	<b>4-4</b>	<b>1.000</b>	<b>2</b>	<b>1</b>	<b>3</b>	<b>0.5</b>	<b>4-0</b>	<b>0</b>	<b>2</b>	<b>0</b>	<b>0</b>	<b>13</b>	<b>2.2</b>



# #23 IAN MARTINEZ

GUARD • 6-3 • 185 • JR. • HEREDIA, COSTA RICA (JSERRA CATHOLIC/UTAH)

IG: IAN\_MARTINEZ22 / TW: IANJUMAINE



## 2022-23 SEASON:

- Had a career-high five steals while adding three rebounds and an assist in win over Niagara.
- Scored six points to go with three rebounds and two assists against Western Carolina.
- Tallied 14 points and added four rebounds in a victory over Saint Louis.
- Played 16 minutes and scored seven points in a win over Coppin State.
- Contributed 10 points and five rebounds in a victory at Louisville.

## 2021-22 SEASON:

- Played in 28 games with one start, averaged 12.5 minutes per game
- Averaged 2.8 points, 1.6 rebounds, and 1.1 assists to go with 22 steals and seven blocks
- Had three games in double figures highlighted by a season-high 13 points against Hofstra (11/19)
- Scored 12 points versus Iowa (2/10)
- Had 10 points, four steals and three assists at Nebraska (2/18)
- Became the first Terp with back-to-back four-steal games since Greivis Vasquez in 2010
- Made first collegiate start at Michigan (1/18)
- Transferred to Maryland in April of 2021

## 2020-21 SEASON (AT UTAH):

- Appeared in 25 games, averaging 5.2 points per game
- Averaged 9.7 points over the final six games of the season, including an 18-point effort against USC in the Pac-12 Tournament
- Shot .495 from the field and .839 from the free throw line
- Scored career-high 18 points (7-of-10 FG) vs. USC (3/11)
- Posted 12 points, five rebounds and matched career-best with three assists vs. Arizona State (3/6)
- Had 10 points in back-to-back games against UCLA (2/25) and USC (2/27)
- Notched 16 points and five rebounds at California (2/11)

## NOTABLES:

- A four-star recruit according to Rivals and 247Sports
- Averaged 23.9 points, 7.8 rebounds, 4.1 assists and 2.3 steals per game in high school
- Led JSerra to a 22-8 overall record and a second-round appearance in the CIF Southern Section Division I Playoffs as a junior
- Named All-Orange County, All-CIF Division I and All-Trinity League First-Team honors in his first year at JSerra
- First Costa Rican to play men's basketball at a major university
- Son of Henry and Helen Martinez, who both played college basketball
- Father, Henry, was an assistant men's basketball coach at Utah for two seasons (2019-21) and spent 15 years with an affiliation as a player and a coach with the Costa Rican National Team

## 2022-23 GAME-BY-GAME

Opponent	Date	GS	MIN	Total FG-FGA	PCT	3FG-3FGA	PCT	FT-FTA	PCT	OFF	DEF	TOT	AVG	PF	A	TO	BLK	STL	PTS	AVG
Niagara	11/07/2022		16:14	0-4	.000	0-2	.000	2-2	1.000	2	1	3	3.0	2	1	1	0	5	2	2.0
Western Caro.	11/10/2022		15:37	2-3	.667	0-1	.000	2-2	1.000	0	3	3	3.0	4	2	1	0	0	6	4.0
Binghamton	11/15/2022		15:07	2-6	.333	0-1	.000	0-0	.000	0	2	2	2.7	3	0	0	0	0	4	4.0
vs Saint Louis	11/19/2022		18:00	6-8	.750	2-4	.500	0-2	.000	3	1	4	3.0	3	1	0	0	1	14	6.5
vs Miami (FL)	11/20/2022		14:19	0-3	.000	0-2	.000	4-4	1.000	0	1	1	2.6	1	1	0	0	0	4	6.0
Coppin St.	11/25/2022		16:09	3-8	.375	0-0	.000	1-2	.500	1	1	2	2.5	2	1	1	0	1	7	6.2
at Louisville	11/29/2022		21:20	4-9	.444	2-5	.400	0-0	.000	2	3	5	2.9	3	0	2	0	0	10	6.7
Illinois	12/02/2022		20:12	2-4	.500	0-1	.000	4-5	.800	1	1	2	2.8	1	0	2	2	1	8	6.9
<b>Totals</b>		<b>0</b>	<b>136:58</b>	<b>19-45</b>	<b>.422</b>	<b>4-16</b>	<b>.250</b>	<b>13-17</b>	<b>.765</b>	<b>9</b>	<b>13</b>	<b>22</b>	<b>2.8</b>	<b>19</b>	<b>6</b>	<b>7</b>	<b>2</b>	<b>8</b>	<b>55</b>	<b>6.9</b>

## Player Averages

Games Played	Minutes/game	Points/game	FG Pct	3FG Pct	FT Pct	Rebounds/game	Assists/game	Turnovers/game	Assist/Turnover ratio	Steals/game	Blocks/game
8	17.1	6.9	42.2	25.0	76.5	2.8	0.8	0.9	0.9	1.0	0.3

## SEASON/CAREER HIGHS

	2021-22 SEASON	CAREER HIGHS
POINTS	13 vs. Hofstra (11/19)	18 vs. USC (3/11/21)
REBOUNDS	6 vs. Lehigh (12/28)	6 (2x), last vs. Lehigh (12/28/21)
FG MADE	5 vs. Hofstra (11/19)	7 vs. USC (3/11/21)
FG ATT.	9 vs. Hofstra (11/19)	10 vs. USC (3/11/21)
3 FG MADE	2 vs. Iowa (2/10)	2 (4x), last at Louisville (11/29/22)
3 FG ATT.	5 (2x), last vs. Hofstra (11/19)	6 vs. Colorado (1/11/21)
FT MADE	4 at Nebraska (2/18)	5 at California (2/11/21)
FT ATT.	5 at Nebraska (2/18)	5 (4x), last vs. #16 Illinois (12/2/22)
ASSISTS	4 vs. Penn State (2/21)	4 vs. Penn State (2/21/22)
BLOCKS	2 vs. George Mason (11/17)	2 (5x), last vs. #16 Illinois (12/2/22)
STEALS	4 (2x), last vs. Penn State (2/21)	5 vs. Niagara (11/7/23)
MINUTES	30 vs. Hofstra (11/19)	30 vs. Hofstra (11/19/21)

## MISCELLANEOUS STATS

Category	Season	Career	Last Time
Double-Figure Scoring	2	11	14 at Louisville (11/29/22)
20-plus Points			
10-plus Rebounds			
5-plus Rebounds	1	8	5 at Louisville (11/29/22)
5-plus Assists			
3-plus Steals	1	7	5 vs. Niagara (11/7/23)
Double-Doubles			

## CAREER STATS

				Field Goals		3-Point		F-Throws		Rebounds									Scoring	
SEASON	TEAM	GP-GS	MIN/AVG	FG-FGA	FG%	3FG-3FGA	3FG%	FT-FTA	FT%	OFF	DEF	TOT	AVG	PF-FO	A	TO	BLK	STL	PTS	AVG
2020-21	Utah	25-0	397/15.9	46-93	.495	11-34	.324	26-31	.839	6	41	47	1.9	50-2	20	19	17	14	129	5.2
2021-22	MD	28-1	352/12.6	27-82	.329	8-30	.267	17-24	.708	5	41	46	1.6	35-1	31	23	7	22	79	2.8
2022-23	MD	8-0	137/17.1	19-45	.422	4-16	.250	13-17	.765	9	13	22	2.8	19-0	6	7	2	8	55	6.9
TOTAL FOR MD		36-1	489/13.6	46-127	.362	12-46	.261	30-41	.732	14	54	68	1.9	54-1	37	30	9	30	134	3.7
TOTAL		61-1	886/14.5	92-220	.418	23-80	.288	56-72	.778	20	95	115	1.9	104-3	57	49	26	44	263	4.3



# #24 DONTA SCOTT

FORWARD • 6-8 • 205 • SR. • PHILADELPHIA, PA (IMHOTEP CHARTER)

📷 DONTA\_4



## 2022-23 SEASON:

- Opened the season with 18 points and six rebounds against Niagara; was 7-of-13 from the floor including 4-of-5 from deep.
- Scored seven points and added six rebounds against Western Carolina.
- Netted a career-high tying 25 points against Saint Louis.
- Poured in 24 points against Miami in the Hall of Fame Tip-Off Championship title game, marking the fifth 20-plus point performance of his career and second this season.
- Named to the Basketball Hall of Fame Tip-Off All-Tournament Team.
- Scored 18 points while contributing five rebounds and two blocks in an ACC/B1G Challenge victory over Louisville.

## 2021-22 SEASON:

- Third-leading scorer on the team with a career-best 12.6 points per game
- Also averaged a team-best and career-best 6.2 rebounds while tied for team lead in blocks (24)
- Recorded 23 games in double figure scoring including a pair of 25 point games
- Had one double-double with 18 points and 10 rebounds against George Mason (11/17)
- Posted 14 points, nine rebounds, and three steals vs. #22 Ohio State (2/27)
- Matched career-high with 25 points at #16 Ohio State (2/6) knocking down five three-pointers
- Notched career-high 25 points (9-12 FG) vs. #17 Illinois (1/21)
- Scored 12 points vs. #20 Florida (12/12) including the game-winning bucket with 16 seconds remaining
- Posted 14 points against Louisville (11/27)
- Set program's deadlift record (645 lbs) in offseason

## NOTABLES:

- A 4-star recruit according to ESPN and Rivals; Ranked the 23rd overall player at position by Rivals and fifth overall player in Pennsylvania by ESPN
- Helped lead Imhotep to three straight PIAA Class 4A State Championships and three straight Philadelphia Public League championships; Twice named PIAA Class 4A Player of the Year
- Played various positions at Imhotep, including forward, point guard and shooting guard
- Scored 20 points in the state championship as a senior
- Also as a senior, scored 25 points in the City of Palms Classic semifinals to help Imhotep upset Cole Anthony and top-seeded Oak Hill Academy
- As a sophomore, helped Imhotep snap Montverde Academy's 55-game home winning streak
- Mother's name is Sandra ... the youngest (and tallest) of four brothers and four sisters
- In September of 2021, his childhood home in Philadelphia was destroyed by Hurricane Ida and nearly all of his family's possessions were lost; Nearly \$60,000 was raised by the Maryland and basketball communities to help the Scott's family recover
- Authored his first book, WIRED DIFFERENTLY: My School Journey, a short story which uses his own firsthand experience to encourage young people who learn differently to overcome the obstacles in front of them
- Major is family science

## ▶ 2022-23 GAME-BY-GAME

Opponent	Date	GS	MIN	Total		3-Pointers		Free throws		Rebounds		PF	A	TO	BLK	STL	PTS	AVG			
				FG-FA	PCT	3FG-3FA	PCT	FT-FTA	PCT	OFF	DEF								TOT	AVG	
Niagara	11/07/2022	*	35:10	7-13	.538	4-5	.800	0-0	.000	3	3	6	6.0	1	0	1	2	1	18	18.0	
Western Caro.	11/10/2022	*	27:59	3-8	.375	0-3	.000	1-2	.500	2	4	6	6.0	2	1	3	1	1	7	12.5	
Binghamton	11/15/2022	*	24:15	5-15	.333	0-2	.000	0-0	.000	4	5	9	7.0	2	1	2	1	1	10	11.7	
vs Saint Louis	11/19/2022	*	26:44	8-13	.615	2-5	.400	7-7	1.000	2	3	5	6.5	3	1	1	1	1	25	15.0	
vs Miami (FL)	11/20/2022	*	28:28	9-12	.750	3-4	.750	3-4	.750	2	6	8	6.8	4	3	1	0	0	24	16.8	
Coppin St.	11/25/2022	*	31:19	3-9	.333	1-5	.200	2-2	1.000	2	4	6	6.7	2	1	0	1	0	9	15.5	
at Louisville	11/29/2022	*	28:56	7-12	.583	3-6	.500	1-1	1.000	0	5	6	6.4	0	2	1	2	0	18	15.9	
Illinois	12/02/2022	*	32:50	5-13	.385	0-3	.000	2-2	1.000	2	1	3	6.0	1	3	1	0	0	12	15.4	
Totals			8	235:41	47-95	.495	13-33	.394	16-18	.889	17	31	48	60	15	13	11	7	5	123	15.4

## Player Averages

Games Played	Minutes/game	Points/game	FG Pct	3FG Pct	FT Pct	Rebounds/game	Assists/game	Turnovers/game	Assist/Turnover ratio	Steals/game	Blocks/game
8	29.5	15.4	49.5	39.4	88.9	6.0	1.6	1.4	1.2	0.6	0.9

## ▶ SEASON/CAREER HIGHS

	2021-22 SEASON	CAREER HIGHS
POINTS	25 (2x), last at #16 Ohio State (2/6)	25 (3x), last vs. Saint Louis (11/19/22)
REBOUNDS	10 (2x), last vs. George Mason (11/17)	12 (2x), last at Indiana (1/4/21)
FG MADE	9 vs. #17 Illinois (1/21)	9, 2x, last vs. Miami (11/20/22)
FG ATT.	16 (2x), last at Michigan (1/18)	16 (2x), last at Michigan (1/18/22)
3 FG MADE	5 at #16 Ohio State (2/6)	5 (2x), last at #16 Ohio State (2/6/22)
3 FG ATT.	8 at #16 Ohio State (2/6)	9 vs. #14 Wisconsin (1/27/21)
FT MADE	6 (2x), last vs. #17 Illinois (1/21)	7 vs. Saint Louis (11/19/22)
FT ATT.	7 (2x), last vs. #17 Illinois (1/21)	8 (3x), last at #17 Minnesota (1/23/21)
ASSISTS	4 at Northwestern (1/12)	8 vs. Nebraska (2/17/21)
BLOCKS	3 (2x), last vs. Richmond (11/25)	3 (4x), last vs. Vermont (11/13)
STEALS	3 (2x), last vs. #22 Ohio State (2/27)	4 vs. #24 Purdue (2/2/21)
MINUTES	38 at Rutgers (1/25)	39 vs. #16 Michigan (12/31/20)

## ▶ MISCELLANEOUS STATS

Category	Season	Career	Last Time
Double-Figure Scoring	6	51	12 vs. #16 Illinois (12/2/22)
20-plus Points	2	5	24 vs. Miami (11/20/22)
10-plus Rebounds		7	10 vs. George Mason (11/17/21)
5-plus Rebounds	6	59	8 vs. Miami (11/20/22)
5-plus Assists		5	3 vs. Richmond (11/25/21)
3-plus Steals		13	3 at Michigan State (3/6/22)
Double-Doubles		4	18 pts, 10 rebs vs. George Mason (11/17/21)

## ▶ CAREER STATS

CAREER STATS				Field Goals		3-Point		F-Throws		Rebounds										Scoring	
SEASON	TEAM	GP-GS	MIN/AVG	FG-FGA	FG%	3FG-3FGA	3FG%	FT-FTA	FT%	OFF	DEF	TOT	AVG	PF-FO	A	TO	BLK	STL	PTS	AVG	
2019-20	MD	31-21	674/21.7	68-155	.439	25-79	.316	22-26	.846	41	72	113	3.6	57-0	17	16	4	14	183	5.9	
2020-21	MD	31-27	938/30.3	118-237	.498	49-112	.438	55-83	.663	32	150	182	5.9	50-0	63	46	25	22	340	11.0	
2021-22	MD	32-31	1070/33.4	144-337	.427	39-134	.291	76-95	.800	53	145	198	6.2	63-1	39	52	24	26	403	12.6	
2022-23	MD	8-8	236/29.5	47-95	.495	13-33	.394	16-18	.889	17	31	48	6.0	15-0	13	11	7	5	123	15.4	
TOTAL		102-87	2917/28.6	377-824	.458	126-358	.352	169-222	.761	143	398	541	5.3	185-1	132	125	60	67	1049	10.3	



# #31 ARNAUD REVAZ

FORWARD • 6-10 • 230 • JR. • SION, SWITZERLAND (BOURG-EN-BRASSE ACADEMIE)

📷 REVAZARNAUD / 🐦 ARNAUDREVAV



## ► 2022-23 GAME-BY-GAME

Opponent	Date	GS	MIN	Total FG-FGA	PCT	3FG-3FGA	PCT	Free throws FT-FTA	PCT	Rebounds OFF DEF TOT	AVG	PF	A TO	BLK	STL	PTS	AVG
Binghamton	11/15/2022		04:10	0-0	.000	0-0	.000	0-0	.000	1 1 2	2.0	2	0	0	0	0	0.0
vs Saint Louis	11/19/2022		00:28	0-0	.000	0-0	.000	0-0	.000	0 0 0	1.0	0	0	0	0	0	0.0
at Louisville	11/29/2022		01:34	0-0	.000	0-0	.000	0-0	.000	0 0 0	0.0	2	0	0	0	0	0.0
<b>Totals</b>		<b>0</b>	<b>06:12</b>	<b>0-0</b>	<b>.000</b>	<b>0-0</b>	<b>.000</b>	<b>0-0</b>	<b>.000</b>	<b>1 1 2</b>	<b>0.7</b>	<b>4</b>	<b>0</b>	<b>0</b>	<b>0</b>	<b>0</b>	<b>0.0</b>

## Player Averages

Games Played	Minutes/game	Points/game	FG Pct	3FG Pct	FT Pct	Rebounds/game	Assists/game	Turnovers/game	Assist/Turnover ratio	Steals/game	Blocks/game
3	2.1	0.0	0.0	0.0	0.0	0.7	0.0	0.0	0.0	0.0	0.0

## 2022-23 SEASON:

- Made his season debut against Binghamton where he snagged a pair of rebounds.

## 2021-22 SEASON:

- Saw action in two games
- Made season debut vs. Lehigh (12/28)
- Played two minutes against Iowa (2/10)

## 2020-21 SEASON:

- Appeared in five games, totaling three points and six rebounds
- Posted first career field goal at #7 Michigan (1/19)
- Made collegiate debut against Old Dominion (11/25)

## NOTABLES:

- Native of Sion, Switzerland
- Attended Lycée Saint-Pierre in Bourg-en-Bresse, France
- Played club basketball for Bourg-en-Bresse in the top tier French basketball league
- Helped JL Bourg to second place overall finish in French Pro A (U21) with a 20-6 overall record in 2019-2
- Played for the Swiss National Team at the U-18 European Championships in Skopje, Macedonia, where he averaged 9.6 points and 5.5 rebounds
- Competed in the heptathlon as a track & field athlete (specializing in high jump) for eight years before being discovered in 2015 by a retired Swiss professional basketball player at the age of 15 when he stood 6-7
- Son of Stéphane and Isabelle Revaz
- Fluent in French, German and English, with an understanding of Italian
- Chose the number 31 because he was previously 13 and reversing the numbers signified a new beginning

## ► SEASON/CAREER HIGHS

	2021-22 SEASON	CAREER HIGHS
POINTS	-	2 at #7 Michigan (1/19/21)
REBOUNDS	-	3 vs. Wingate (1/15/21)
FG MADE	-	1 at #7 Michigan (1/19/21)
FG ATT.	-	2 at #7 Michigan (1/19/21)
3 FG MADE	-	-
3 FG ATT.	-	-
FT MADE	-	1 vs. Wingate (1/15/21)
FT ATT.	-	2 vs. Wingate (1/15/21)
ASSISTS	-	1 vs. Saint Peter's (12/4/20)
BLOCKS	-	-
STEALS	-	-
MINUTES	2 vs. Iowa (2/10)	8 vs. Wingate (1/15/21)

## ► MISCELLANEOUS STATS

Category	Season	Career	Last Time
Double-Figure Scoring			
20-plus Points			
10-plus Rebounds			
5-plus Rebounds			
5-plus Assists			
3-plus Steals			
Double-Doubles			

## ► CAREER STATS

CAREER STATS				Field Goals		3-Point		F-Throws		Rebounds								Scoring		
SEASON	TEAM	GP-GS	MIN/AVG	FG-FGA	FG%	3FG-3FGA	3FG%	FT-FTA	FT%	OFF	DEF	TOT	AVG	PF-FO	A	TO	BLK	STL	PTS	AVG
2020-21	MD	5-0	16/3.1	1-3	.333	0-0	.000	1-2	.500	1	5	6	1.2	4-0	1	3	0	0	3	0.6
2021-22	MD	2-0	3/1.4	0-0	.000	0-0	.000	0-0	.000	0	0	0	0.0	0-0	0	0	0	0	0	0.0
2022-23	MD	3-0	6/2.1	0-0	.000	0-0	.000	0-0	.000	1	1	2	0.7	4-0	0	0	0	0	0	0.0
TOTAL		10-0	24/2.4	1-3	.333	0-0	.000	1-2	.500	2	6	8	0.8	8-0	1	3	0	0	3	0.3



# #32 BRETT KARKUS

GUARD • 6-4 • 185 • SO. • HEWLETT, NY (BERKSHIRE SCHOOL)

📷 BRETTKARKUS / 🐦 BRETTKARKUS



## 2022-23 SEASON:

- Made his season debut against Binghamton.

## 2021-22 SEASON:

- Saw action in two games
- Made collegiate debut vs. Lehigh (12/28)
- Also played against Iowa (2/10)

## NOTABLES:

- Played prep basketball at the Berkshire School in Massachusetts, following high school career at Hewlett HS

## ► 2021-22 GAME-BY-GAME

				Total		3-Pointers		Free throws		Rebounds										
Opponent	Date	GS	MIN	FG-FGA	PCT	3FG-3FGA	PCT	FT-FTA	PCT	OFF	DEF	TOT	AVG	PF	A	TO	BLK	STL	PTS	AVG
Binghamton	11/15/2022		01:30	0-0	.000	0-0	.000	0-0	.000	0	0	0	0.0	0	0	0	0	0	0	0.0
Totals		0	01:30	0-0	.000	0-0	.000	0-0	.000	0	0	0	0.0	0	0	0	0	0	0	0.0

## Player Averages

Games Played	Minutes/ game	Points/ game	FG Pct	3FG Pct	FT Pct	Rebounds/ game	Assists/ game	Turnovers/ game	Assist/Turnover ratio	Steals/ game	Blocks/ game
1	1.5	0.0	0.0	0.0	0.0	0.0	0.0	0.0	0.0	0.0	0.0

## ► SEASON/CAREER HIGHS

	2021-22 SEASON	CAREER HIGHS
POINTS	-	-
REBOUNDS	-	-
FG MADE	-	-
FG ATT.	1 vs. Lehigh (12/28/21)	1 vs. Lehigh (12/28/21)
3 FG MADE	-	-
3 FG ATT.	1 vs. Lehigh (12/28/21)	1 vs. Lehigh (12/28/21)
FT MADE	-	-
FT ATT.	-	-
ASSISTS	-	-
BLOCKS	-	-
STEALS	-	-
MINUTES	2 vs. Iowa (2/10/22)	2 vs. Binghamton (11/15/22)

## ► MISCELLANEOUS STATS

Category	Season	Career	Last Time
Double-Figure Scoring			
20-plus Points			
10-plus Rebounds			
5-plus Rebounds			
5-plus Assists			
3-plus Steals			
Double-Doubles			

## ► CAREER STATS

				Field Goals		3-Point		F-Throws		Rebounds									Scoring	
SEASON	TEAM	GP-GS	MIN/AVG	FG-FGA	FG%	3FG-3FGA	3FG%	FT-FTA	FT%	OFF	DEF	TOT	AVG	PF-FO	A	TO	BLK	STL	PTS	AVG
2021-22	MD	2-0	2/1.1	0-1	.000	0-1	.000	0-0	.000	0	0	0	0.0	0-0	0	0	0	0	0	0.0
2022-23	MD	1-0	2/1.5	0-0	.000	0-0	.000	0-0	.000	0	0	0	0.0	0-0	0	0	0	0	0	0.0
TOTAL		3-0	4/1.2	0-1	.000	0-1	.000	0-0	.000	0	0	0	0.0	0-0	0	0	0	0	0	0.0



# #35 CAELUM SWANTON-RODGER

CENTER • 6-11 • 220 • FR. • CALGARY, ALBERTA (EDGE SCHOOL)

📷 R.CAELUM / 🐦 CAELUMSWANTON



## ▶ 2022-23 GAME-BY-GAME

Opponent	Date	GS	MIN	Total		3-Pointers		Free throws		Rebounds		PF	A	TO	BLK	STL	PTS	AVG
				FG-FA	PCT	3FG-3FGA	PCT	FT-FTA	PCT	OFF	DEF							
Niagara	11/07/2022		01:24	1-1	1.000	0-0	.000	0-0	.000	0	0	0	0.0	1	0	0	0	2.0
Western Caro.	11/10/2022		03:55	0-0	.000	0-0	.000	0-0	.000	0	1	1	0.5	1	0	0	0	1.0
Binghamton	11/15/2022		01:20	0-0	.000	0-0	.000	0-0	.000	0	0	0	0.3	0	0	0	0	0.7
vs Saint Louis	11/19/2022		02:38	0-0	.000	0-0	.000	0-0	.000	1	0	1	0.5	0	0	0	0	0.5
vs Miami (FL)	11/20/2022		00:40	0-0	.000	0-0	.000	0-0	.000	0	0	0	0.4	0	0	0	0	0.4
Coppin St.	11/25/2022		01:45	0-0	.000	0-0	.000	0-0	.000	0	0	0	0.3	0	0	0	0	0.3
at Louisville	11/29/2022		02:07	0-0	.000	0-0	.000	0-0	.000	0	0	0	0.3	1	0	0	0	0.3
Totals			0 13:49	1-1	1.000	0-0	.000	0-0	.000	1	1	2	0.3	3	0	0	0	2.0

## Player Averages

Games Played	Minutes/game	Points/game	FG Pct	3FG Pct	FT Pct	Rebounds/game	Assists/game	Turnovers/game	Assist/Turnover ratio	Steals/game	Blocks/game
7	2.0	0.3	100.0	0.0	0.0	0.3	0.0	0.0	0.0	0.0	0.0

## 2022-23 SEASON:

- Made his collegiate debut against Niagara where he notched his first career points.

## NOTABLES:

- Member of the Canadian National Team
- Played for the Edge School and club ball with UPlay Canada
- Participated in the 2022 BioSteel All-Canadian All-Star Game
- Averaged 21.0 points per game, 11.0 rebounds per game along with 4.0 blocks per game on the Marquee Hoops circuit
- Named MVP of the 2022 Genesis Classic
- Maryland's first Canadian men's basketball player since Toronto native Justin Jackson played with the Terps from 2016-18 before he was drafted by the Denver Nuggets in 2018.

## ▶ SEASON/CAREER HIGHS

	SEASON	CAREER HIGHS
POINTS	-	2 vs. Niagara (11/7/23)
REBOUNDS	-	1, 2x, last vs. Saint Louis (11/19/22)
FG MADE	-	1 vs. Niagara (11/7/23)
FG ATT.	-	1 vs. Niagara (11/7/23)
3 FG MADE	-	-
3 FG ATT.	-	-
FT MADE	-	-
FT ATT.	-	-
ASSISTS	-	-
BLOCKS	-	-
STEALS	-	-
MINUTES	-	4 vs. Western Carolina (11/10/22)

## ▶ MISCELLANEOUS STATS

Category	Season	Career	Last Time
Double-Figure Scoring			
20-plus Points			
10-plus Rebounds			
5-plus Rebounds			
5-plus Assists			
3-plus Steals			
Double-Doubles			

## ▶ CAREER STATS

				Field Goals		3-Point		F-Throws		Rebounds									Scoring	
SEASON	TEAM	GP-GS	MIN/AVG	FG-FGA	FG%	3FG-3FGA	3FG%	FT-FTA	FT%	OFF	DEF	TOT	AVG	PF-FO	A	TO	BLK	STL	PTS	AVG
2022-23	MD	7-0	14/2.0	1-1	1.000	0-0	.000	0-0	.000	1	1	2	0.3	3-0	0	0	0	0	2	0.3
TOTAL		7-0	14/2.0	1-1	1.000	0-0	.000	0-0	.000	1	1	2	0.3	3-0	0	0	0	0	2	0.3

## CAREER RECORDS

### 1000-POINT SCORERS

1. 2269	Juan Dixon (141 games)	1998-02
2. 2171	Greivis Vasquez (136 games)	2006-10
3. 2149	Len Bias (131 games)	1982-86
4. 2058	Albert King (118 games)	1977-81
5. 2017	Adrian Branch (123 games)	1981-85
55. 1049	Donta Scott (100 games)	2019-pr.

### CAREER SCORING AVERAGE

Minimum 2 seasons, 1,000 points, 16.0 ppg

1. 20.5	Tom McMillen (88 games)	1971-74
2. 20.2	Joe Smith (64 games)	1993-95
3. 18.7	Gene Shue (74 games)	1951-54
4. 18.3	John Lucas (110 games)	1972-76
5. 18.0	Will Hetzel (76 games)	1967-70

### CAREER FIELD GOAL PERCENTAGE

Minimum 2 seasons, 250 FG

1. .615	Buck Williams (446-725)	1978-81
2. .595	Bruno Fernando (291-489)	2018-19
3. .589	Ben Coleman (376-638)	1982-84
4. .583	Greg Manning (623-1068)	1977-81
5. .582	Lee Brawley (428-736)	1948-52

### CAREER 3-POINT FG MADE

1. 239	Juan Dixon (141 games)	1998-02
2. 230	Greivis Vasquez (136 games)	2006-10
3. 206	Anthony Cowan Jr. (130 games)	2016-20
4. 203	Mike Jones (128 games)	2003-07
5. 198	Jake Layman (141 games)	2012-16

### CAREER REBOUND LEADERS

(Min. 500)

1. 1053	Len Elmore (86 games)	1971-74
2. 998	Lonny Baxter (347o-651d)	1998-02
3. 948	Derrick Lewis (120o-828d)	1984-88
4. 928	Buck Williams (85 games)	1978-81
5. 925	Terence Morris (319o-606d)	1997-01
40. 540	Donta Scott (100 games)	2019-pr.

### CAREER ASSISTS

1. 972	Steve Blake	1999-03
2. 772	Greivis Vasquez	2006-10
3. 649	Keith Gatlin	1983-86, 87-88
4. 590	Terrell Stokes	1995-99
5. 584	Anthony Cowan Jr.	2016-20

### CAREER STEALS

1. 344	Johnny Rhodes	1992-96
2. 333	Juan Dixon	1998-02
3. 252	Laron Profit	1995-99
4. 234	Steve Blake	1999-03
5. 202	D.J. Strawberry	2003-07

### CAREER BLOCKED SHOTS

1. 339	Derrick Lewis	1984-88
2. 256	Terence Morris	1997-01
3. 239	Cedric Lewis	1987-91
4. 231	James Gist	2004-08
5. 230	Ekene Ibekwe	2003-07

## SEASON RECORDS

### 500-POINT SEASONS

1. 776	Walt Williams (29 games)	1991-92
2. 743	Len Bias (32 games)	1985-86
3. 735	Juan Dixon (36 games)	2001-02
4. 708	Joe Smith (34 games)	1994-95
5. 701	Len Bias (37 games)	1984-85

### SEASON SCORING AVERAGE

1. 26.8	Walt Williams (29 games)	1991-92
2. 23.3	Will Hetzel (26 games)	1968-69
3. 23.2	Len Bias (32 games)	1985-86
4. 22.1	Gene Shue (23 games)	1952-53
5. 21.8	Gene Shue (30 games)	1953-54

### SEASON FIELD GOAL PERCENTAGE

Minimum 100 FGs

1. .647	Buck Williams (183-283)	1980-81
2. .643	Greg Manning (196-305)	1979-80
3. .631	Johnny Rhodes (197-312)	1995-96
4. .611	Charles Pittman (102-167)	1981-82
5. .608	Ben Coleman (194-319)	1983-84

### SEASON 3-POINT FG MADE

1. 92	Juan Dixon (36 games)	2001-02
2. 91	Terrell Stoglin (32 games)	2011-12
3. 89	Walt Williams (29 games)	1991-92
4. 81	Mike Jones (34 games)	2006-07
5. 73	Kevin Hueter (32 games)	2017-18
73	Drew Nicholas (31 games)	2002-03

### SINGLE-SEASON REBOUNDS

1. 412	Len Elmore (28 games)	1973-74
2. 388	Jordan Williams (121o-267d)	2010-11
3. 363	Buck Williams (31 games)	1980-81
4. 362	Joe Smith (135o-227d)	1994-95
362	Bruno Fernando (100o-262d)	2018-19

### SEASON ASSISTS

Available since 1969-70

1. 286	Steve Blake	2001-02
2. 248	Steve Blake	2000-01
3. 231	Greivis Vasquez	2007-08
4. 221	Steve Blake	2002-03
221	Keith Gatlin	1984-85

## 50-STEAL SEASONS

Available since 1977-78; Minimum 50

1. 110	Johnny Rhodes	1995-96
2. 96	Juan Dixon	1999-00
3. 95	Steve Francis	1998-99
95	Juan Dixon	2000-01
5. 92	Juan Dixon	2001-02

### SEASON BLOCKED SHOTS

Available since 1977-78

1. 143	Cedric Lewis	1990-91
2. 114	Derrick Lewis	1986-87
3. 99	Derrick Lewis	1984-85
4. 97	Joe Smith	1994-95
5. 93	Joe Smith	1993-94

## GAME RECORDS

### 30-POINT GAMES

1. 44	Ernest Graham vs. NC State (12/20/78)
2. 43	Al Bunge vs. Yale (1/4/60)
3. 41	Greivis Vasquez at Virginia Tech (2/27/10 - 2ot)
	Len Bias at Duke (1/25/86)
	Gene Shue vs. Washington & Lee (2/12/53)

### 20-REBOUND GAMES

1. 26	Len Elmore at Wake Forest (2/27/74)
2. 24	Len Elmore vs. Kent State (1/2/73)
	Will Hetzel vs. West Virginia (12/4/68)
4. 23	Derrick Lewis at James Madison (1/28/87)
5. 22	Buck Williams vs. Louisville (12/13/80)
	Buck Williams at UNLV (12/4/78)
	Al Bunge vs. Georgetown (2/26/58)
	Bob Kessler vs. Georgetown (2/25/56)

### SINGLE-GAME ASSISTS

1. 15	Greivis Vasquez vs. NC State (2/9/08)
15	Terrell Stokes vs. Western Carolina (11/14/98)
3. 14	Steve Blake vs. North Carolina (1/9/02)
14	Terrell Stokes vs. Towson State (11/30/96)
5. 13	Many times (last: Pe'Shon Howard vs. LIU Brooklyn (11/16/12))

### SINGLE-GAME BLOCKED SHOTS

1. 12	Cedric Lewis at South Florida (1/20/91)
	Derrick Lewis at James Madison (1/28/87)
3. 10	Derrick Lewis vs. UMES (2/27/87)
	Derrick Lewis vs. UMBC (2/18/87)
	Derrick Lewis vs. Towson State (2/21/85)
	Derrick Lewis vs. Tennessee (11/24/84)

### SINGLE-GAME STEALS

1. 9	Johnny Rhodes at North Carolina (2/7/96)
9	Johnny Rhodes vs. American (12/23/95)
3. 8	Juan Dixon vs. Florida State (1/26/02)
8	Juan Dixon vs. North Carolina (1/9/02)
8	Juan Dixon vs. Georgia Tech (1/6/01)
8	Terrell Stokes vs. S.C. State (12/27/98)

### SINGLE-GAME FREE THROWS MADE

19	Diamond Stone vs. Penn State (12/30/15)	
<b>Consecutive FT in Single Game</b>		
15	Albert King vs. Boston University (2/11/80)	
<b>Consecutive FT Over Multiple Games</b>		
40	Juan Dixon	2000-01

### SINGLE-GAME 3-POINT FG MADE

9	Mike Jones vs. Missouri-Kansas City (12/13/06)
---	--

### SINGLE-GAME FIELD GOALS

18	Ernest Graham vs. NC State (12/20/78)
<b>Consecutive in Single Game</b>	
10	Ryan Randle vs. Wagner (1/4/03)
	Lonny Baxter vs. North Texas (12/23/98)
	Keith Gatlin vs. Clemson (2/17/85)
	Barry Yates vs. Miami (12/29/70)
<b>Consecutive Over Multiple Games</b>	
16	Ryan Randle, three games in 2003 season, also a then-ACC Record



## SCORING

**A Player Scored 40 Points:** Greivis Vasquez (41) at Virginia Tech, 2/27/2010.

**A Player Scored 35 Points:** Diamond Stone (39) vs. Penn State, 12/30/2015.

**A Player Scored 30 Points:** Hakim Hart (32), vs. Saint Peter's, 12/4/2020.

**A Player Scored 20 Points in a Half:** Julian Reese (20), vs. Coppin State, 11/25/22.

**A Player Scored At Least 30 Points in Back-to-Back Games:** Nik Caner-Medley, 33 at Georgia Tech, 1/25/2006 and 30 at Temple, 1/28/2006.

**Two Players Scored 30 points in the Same Game:** Never

**Two Players Scored 20 points in the Same Game:** Eric Ayala (22) & Fatt Russell (23), at Rutgers, 1/25/2022.

**A Player Scored 20+ Points in 4 Consecutive Games:** Anthony Cowan Jr. (Jan. 8 - Jan. 18, 2019)

**Same Two Players Scored 20 points in Back-to-Back Games:** Lonny Baxter (32) and Juan Dixon (26) vs. Norfolk State, 3/23/2000; Lonny Baxter (21) and Juan Dixon (24) vs. Chicago State, 3/27/2000.

**Three Players Scored 20 Points in the Same Game:** Julian Reese (24), Hakim Hart (22), Jahmir Young (21) vs. Coppin State, 11/25/22.

**Five Players Scored in Double Figures in a Game:** Donta Scott (24), Julian Reese (17), Hakim Hart (14), Jahmir Young (13), Don Carey (12) vs. Miami, 11/20/22

**Six Players Scored in Double Figures in a Game:** Anthony Cowan Jr. (23), Jalen Smith (20), Eric Ayala (13), Bruno Fernando (11), Aaron Wiggins (11), Serrel Smith Jr. (10) vs. Loyola Maryland, 12/11/2018.

**Seven Players Scored in Double Figures in a Game:** Joe Smith (25), Johnny Rhodes (19), Sarunas Jasikevicius (18), Exree Hipp (16), Wayne Bristol (12), Keith Booth (11), Mario Lucas (10), Duane Simpkins (10) vs. Towson State, 12/23/1995.

**Eight Players Scored in Double Figures in a Game:** Joe Smith (25), Johnny Rhodes (19), Sarunas Jasikevicius (18), Exree Hipp (16), Wayne Bristol (12), Keith Booth (11), Mario Lucas (10), Duane Simpkins (10) vs. Towson State, 12/23/1995.

**A Player had 20 points and 20 Rebounds in the Same Game:** Joe Smith (31 pts, 21 rebs) vs. Texas, NCAA Second Round, 3/18/95. (Also had 7 blocks).

## FIELD GOAL SHOOTING

**Team shot 60 percent or better:** .600 (30-50), vs. Miami (11/20/22).

**Team shot 70 percent or better:** .739 (34-46), vs. Waker Forest (1/28/86).

**Team shot 80 percent or better:** .833 (15-18), vs. South Carolina (1/9/71).

## REBOUNDS

**A Player Had 15 Rebounds:** Qudus Wahab (15) vs. George Washington, 11/9/2021.

**A Player Had 16 Rebounds:** Jalen Smith (19) vs. Northwestern, 2/18/2020.

**A Player Had 17 Rebounds:** Jalen Smith (19) vs. Northwestern, 2/18/2020.

**A Player Had 18 Rebounds:** Jalen Smith (19) vs. Northwestern, 2/18/2020.

**A Player Had 19 Rebounds:** Jalen Smith (19) vs. Northwestern, 2/18/2020.

**A Player Had 20 Rebounds:** Joe Smith (21) vs. Texas, 3/18/1995.

**A Player Had 25 Rebounds:** Len Elmore (26) at Wake Forest, 2/27/1974.

**Two Players Had Double-Figure Rebounds in the Same Game:** Qudus Wahab (15) and Donta Scott (10) vs. George Washington, 11/9/2021.

**Three Players Had Double-Figure Rebounds in the Same Game:** Laron Profit (12), Keith Booth (11), Obinna Ekezie (10) vs. Chicago State, 12/2/1996.

## DOUBLE-DOUBLES/TRIPLE-DOUBLES

**A Player Had a Double/Double in Points and Rebounds:** Julian Reese (24 points, 10 rebounds) vs. Coppin State, 11/25/22.

**A Player Had a Double/Double in Points and Assists:** Anthony Cowan Jr. (13 points, 10 assists) vs. Nebraska, 2/11/20.

**Two Players Had Double/Doubles in Points and Rebounds in the Same Game:** Jalen Smith (12 pts, 10 rbs) and Donta Scott (10 pts, 10 rbs) vs. Nebraska, 2/11/20.

**Three Players Had Double/Doubles in the Same Game:** Jalen Smith (16 pts, 13 rebs), Donta Scott (10 pts, 10 rebs) and Anthony Cowan Jr. (13 pts, 10 asts) vs. Nebraska, 2/11/2020.

**A Player Had Back-to-Back Double/Doubles:** Jalen Smith (4), 2/16/20 - 3/8/20.

**A Player Had 3 Double/Doubles in a Row:** Jalen Smith (4), 2/16/20 - 3/8/20.

**A Player Had 4 Double/Doubles in a Row:** Jalen Smith (4), 2/16/20 - 3/8/20.

**A Player Had 5 Double/Doubles in a Row:** Jalen Smith (9), 1/18/20 - 2/18/20.

**A Player Had 6 Double/Doubles in a Row:** Jalen Smith (9), 1/18/20 - 2/18/20.

**A Player Had 7 Double /Doubles in a Row:** Jalen Smith (9), 1/18/20 - 2/18/20.

**A Player Had 8 Double /Doubles in a Row:** Jalen Smith (9), 1/18/20 - 2/18/20.

**A Player Had 9 Double /Doubles in a Row:** Jalen Smith (9), 1/18/20 - 2/18/20.

## ALL-TIMETRIPLE/DOUBLES:

Greivis Vasquez vs. North Carolina (35 points, 11 rebounds, 10 assists), 2/21/2009

Derrick Lewis vs. UMBC (32 points, 10 rebounds, 10 blocked shots), 2/17/1987

Derrick Lewis vs. James Madison (29 points, 23 rebounds, 12 blocked shots), 1/28/1987

## ASSISTS

**A Player Had 10 Assists in a Game:** Anthony Cowan Jr. vs. Nebraska, 2/11/2020.

**A Player Had 11 Assists in a Game:** Melo Trimble (12) at North Carolina, 12/1/2015.

**A Player Had 12 Assists in a Game:** Melo Trimble (12) at North Carolina, 12/1/2015.

**A Player Had 13 Assists in a Game:** Pe'Shon Howard (13) vs. LIU Brooklyn, 11/16/2012.

**A Player Had 14 Assists in a Game:** Greivis Vasquez (15) vs. NC State, 2/9/2008.

**A Player Had 15 Assists in a Game:** Greivis Vasquez (15) vs. NC State, 2/9/2008.

## BLOCKS

**A Player Had 5 Blocks in a Game:** Jalen Smith (6) vs. Rutgers (2/4/2020).

**A Player Had 6 Blocks in a Game:** Jalen Smith (6) vs. Rutgers (2/4/2020).

**A Player Had 7 Blocks in a Game:** Diamond Stone (8) at Nebraska (2/3/2016).

**A Player Had 8 Blocks in a Game:** Diamond Stone (8) at Nebraska (2/3/2016).

**A Player Had 10 Blocks in a Game:** Derrick Lewis (10) vs. UMES, 2/27/1987.

**A Player Had 12 Blocks in a Game:** Cedric Lewis (12) vs. South Florida, 1/20/1991.

## STEALS

**A Player Had 5 Steals in a Game:** Ian Martinez (5) vs. Niagara, 11/7/2022.

**A Player Had 6 Steals in a Game:** Justin Jackson (6) at Iowa, 1/19/2017.

**A Player Had 7 Steals in a Game:** Chris McCray (7) vs. Wagner, 1/4/2003.

**A Player Had 8 Steals in a Game:** Juan Dixon (8) vs. Florida State, 1/26/2002.

**A Player Had 9 Steals in a Game:** Johnny Rhodes (9) at North Carolina, 2/7/1996.

## MISCELLANEOUS

**A Player Topped the Team in Scoring, Rebounding and Assists for a Game:** Donta Scott (24 points, 8 rebounds, 3 assists vs. Miami, 11/20/22).

**A Player Hit a Shot with <5 seconds left to Win a Game:** Darryl Morsell hit a deep 3-pointer at Minnesota with 1 second remaining, 2/26/20.

**A Player Hit Last-Second Free Throws to Win a Game:** Ian Martinez vs. Hofstra (11/19/21) hit two free throws with 4 seconds remaining to clinch a 69-67 win

**An Opposing Player Hit a Last-Second Shot to Win a Game:** Malik Hall (MSU) hit a gamewinning lay-up with 2 seconds left for a 65-63 win, 2/1/2022.

**Player Played Every Minute of a Game:** Anthony Cowan Jr. vs. Illinois (12/7/19)

**Three True Freshmen Started A Game:** Eric Ayala, Aaron Wiggins and Jalen Smith, 11/9/18 vs. Navy

## TEAM

**Maryland Ranked No. 1 in AP Top-25:** Never.

**Maryland Ranked No. 1 in Coaches Top-25:** April 2, 2002

**Maryland Defeated A No. 1-Ranked Opponent:** 2/16/2013 at Comcast Center - Maryland 83, [2/1] Duke 81.

**Maryland Defeated A Top-5 Ranked Opponent:** 1/28/16 at XFINITY Center - #8 Maryland 74, #3 Iowa 68

**Maryland Defeated Back-to-Back Ranked Opponents at Home:** 1/2/19 at XFINITY Center - Maryland 74, #24 Nebraska 72 and 1/11/19 at XFINITY Center - Maryland 78, #22 IU 75

**Last Overtime Game:** 1/12/22 - Maryland 94, Northwestern 87

**Last Overtime Victory at Home:** 1/19/2016 - #5 Maryland 62, Northwestern 56

**Last Overtime Victory on the Road:** 1/12/22 - Maryland 94, Northwestern 87

**Maryland Scored 100 Points or more:** 1/15/21 - Maryland 100, Wingate 58

**Maryland Had A Run of 20 Points:** 11/29/20 - 21 pts - Maryland 79, Mount St. Mary's 61

**Maryland Had A Run of 25 Points:** 11/13/13 - 29 pts - at Maryland 67, ACU 44

**Maryland Erased a 15-Point Deficit to Win:** at Minnesota - trailed 47-30 with 0:43 left in the first half, 2/26/20

**Maryland Erased a 16-Point Deficit to Win:** at Minnesota - trailed 47-30 with 0:43 left in the first half, 2/26/20

**Maryland Erased a 17-Point Deficit to Win:** at Minnesota - trailed 47-30 with 0:43 left in the first half, 2/26/20

**Maryland Erased a 18-Point Deficit to Win:** vs. NC State (2004 ACC Tournament)

**Maryland Erased a 19-Point Deficit to Win:** vs. NC State (2004 ACC Tournament)

**Maryland Erased a 20-Point Deficit to Win:** vs. NC State (2004 ACC Tournament)

**Maryland Erased a 21-Point Deficit to Win:** vs. NC State (2004 ACC Tournament)

**Maryland Erased a 22-Point Deficit to Win:** at North Carolina, 1/8/97

*Items in italics occurred in 2022-23*

## STARTING LINEUPS

Date	Opponent	Score	Starters					FG	%	3FG	%	FT	%	reb	a	stl	to	a/to	pts	pt%
11-07-22	Niagara	W 71-49	00 CAREY,D	01 YOUNG,J	10 REESE,J	13 HART,H	24 SCOTT,D	20-39	51	7-16	44	6-8	75	22	9	2	7	1.3	53	74.6
11-10-22	Western Caro.	W 71-51	00 CAREY,D	01 YOUNG,J	10 REESE,J	13 HART,H	24 SCOTT,D	21-46	46	1-11	09	11-13	85	32	6	5	6	1.0	54	76.1
11-15-22	Binghamton	W 76-52	00 CAREY,D	01 YOUNG,J	10 REESE,J	13 HART,H	24 SCOTT,D	24-46	52	2-10	20	6-9	67	30	9	4	6	1.5	56	73.7
11-19-22	vs. Saint Louis	W 95-67	00 CAREY,D	01 YOUNG,J	10 REESE,J	13 HART,H	24 SCOTT,D	24-48	50	9-23	39	15-20	75	23	9	5	6	1.5	72	75.8
11-20-22	vs. Miami (FL)	W 88-70	00 CAREY,D	01 YOUNG,J	10 REESE,J	13 HART,H	24 SCOTT,D	28-44	64	9-18	50	15-19	79	29	8	1	15	0.5	80	90.9
11-25-22	Coppin St.	W 95-79	00 CAREY,D	01 YOUNG,J	10 REESE,J	13 HART,H	24 SCOTT,D	28-57	49	3-20	15	24-30	80	30	10	5	6	1.7	83	87.4
11-29-22	at Louisville	W 79-54	00 CAREY,D	01 YOUNG,J	10 REESE,J	13 HART,H	24 SCOTT,D	20-37	54	7-18	39	10-16	63	22	11	6	4	2.8	57	72.2
12-02-22	Illinois	W 71-66	00 CAREY,D	01 YOUNG,J	10 REESE,J	13 HART,H	24 SCOTT,D	22-50	44	9-22	41	10-13	77	20	7	2	7	1.0	63	88.7
Starter Averages								23-46	51	6-17	34	12-16	76	26.0	8.6	3.8	7.1	1.2	64.8	80.2
Bench Averages								5-13	43	2-5	29	4-6	64	12.0	3.5	2.5	4.4	0.8	16.0	19.8

## 2022-23 MISCELLANEOUS STATISTICS

### INDIVIDUAL

#### LED MARYLAND IN SCORING

(includes ties)	Overall	B1G
Donta Scott	3	0
Julian Reese	3	0
Jahmir Young	1	1

#### LED MARYLAND IN REBOUNDBING

	Overall	B1G
Patrick Emilien	1	0
Julian Reese	5	1
Donta Scott	1	0
Jahmir Young	1	0

#### LED MARYLAND IN ASSISTS

	Overall	B1G
Hakim Hart	1	0
Jahari Long	4	0
Ian Martinez	1	0
Donta Scott	2	1
Jahmir Young	3	0

#### LED MARYLAND IN BLOCKS

	Overall	B1G
Patrick Emilien	1	0
Ian Martinez	1	1
Julian Reese	3	0
Donta Scott	2	0
Jahmir Young	2	0

#### LED MARYLAND IN STEALS

	Overall	B1G
Don Carey	1	0
Patrick Emilien	2	0
Hakim Hart	2	0
Jahari Long	2	0
Ian Martinez	2	1
Julian Reese	4	1
Donta Scott	1	0
Jahmir Young	3	1

**Double-figure scoring games** — Young 7, Hart 6, Scott 6, Reese 5, Martinez 2, Carey 2

**20-point scoring games** — Scott 2, Young 2, Hart 1, Reese 1

**30-point scoring games** — None

**Double-figure rebounding games** — Reese 2

**Double-figure assists games** — None

#### DOUBLE-DOUBLES

Player	Statistics	Opponent
Julian Reese	19 pts, 12 rebs	Western Carolina, 11/10
Julian Reese	24 pts, 10 rebs	Coppin State, 11/25

### TERP TENDENCIES

Maryland's Record	Overall	Strk.	Last W/L
Overall Record	8-0	W8	Minnesota, 3/2/22
Home	5-0	W8	Iowa, 2/10/22
Road	1-0	W1	at Nebraska, 2/18/22
Neutral	2-0	W3	vs. Louisville, 11/27/21

Leading at the half	8-0	W13	Rutgers, 1/15/22
Trailing at the half	0-0	L9	Brown, 12/30/21
Leading with 5:00 to play	8-0	W12	at Purdue, 2/13/22
Trailing with 5:00 to play	0-0	L8	at NU, 1/12/22

In overtime	0-0	W5	at CLEM, 3/2/14
In double overtime	0-0	W1	at CLEM, 3/2/14

Shooting .500 or better	3-0	W5	vs. Bama, 3/22/21
Shooting .451-.499	3-0	W5	Iowa, 2/10/22
Shooting .400-.450	2-0	W2	at NU, 1/12/22
Shooting below .400	0-0	L6	Vermont, 11/13/21

Opp. shooting .500 or better	1-0	W1	at Indiana, 1/26/20
Opp. shooting .451-.499	1-0	W1	Penn State, 2/21/22
Opp. shooting .400-.450	2-0	W3	at Purdue, 2/13/22
Opp. shooting below .400	4-0	W11	Va Tech, 12/1/21

Higher FG% than opp.	7-0	W11	MSU, 2/1/22
Lower FG% than opp.	1-0	W1	Hofstra, 11/19/21

More 3-point FGs	5-0	W5	Ohio State, 2/27/22
Fewer 3-point FGs	2-0	W5	at Purdue, 2/13/22

Making more free throws	7-0	W10	MSU, 2/1/22
Making fewer free throws	1-0	W1	at Nebraska, 2/18/22

Outrebounding opponent	7-0	W9	MSU, 2/1/22
Outrebounded by opp.	1-0	W1	PSU, 2/21/22

More turnovers than opp.	1-0	W2	at Indiana, 2/24/22
Fewer turnovers than opp.	7-0	W7	Ohio State, 2/27/22

Scoring more bench pts.	6-0	W7	at Indiana, 2/24/22
Scoring fewer bench pts.	2-0	W2	Ohio State, 2/27/22

**Note:** Last W/L column identifies the last time the opposite result in the streak happened. For example, if Maryland had a winning streak of 5 games, its last loss would be in the W/L column.

### MARYLAND'S LARGEST

#### LEAD

**Overall:** 33 (2nd-3:28 vs. Western Carolina, 11/10); 33 (2nd-6:08 at Louisville)

**B1G:** 12 (1st-8:09 vs. #16 Illinois, 12/2)

#### DEFICIT

**Overall:** 3 (1st-8:47, 24-21, vs. Coppin State, 11/25), (1st-14:41, 14-11, vs. #16 Illinois)

**B1G:** 3 (1st-14:41, 14-11, vs. #16 Illinois)

#### MARGIN OF VICTORY

**Overall:** 28 vs. Saint Louis (11/19)

**B1G:** 5 vs. #16 Illinois (12/2)

#### MARGIN OF DEFEAT

**Overall:** n/a

**B1G:** n/a

Maryland's Record	Overall	Strk.	Last W/L
Games decided by <3	0-0	L3	vs. Florida, 12/12/21
Games decided by 4-8	1-0	W4	at Iowa, 1/3/22
Games decided by 9-12	0-0	L1	Minnesota, 3/2/22
Games decided by 13-19	2-0	W4	at Ohio State, 2/6/22
Games decided by 20+	5-0	W5	Lehigh, 12/28/21

vs. Top-10 opponent	0-0	L6	at #6 WISC, 12/28/20
vs. Top-25 opponent	1-0	W2	at #3 Purdue, 2/13/22
vs. Unranked opponent	7-0	W7	Minnesota, 3/2/22

Player scores 30+ pts.	0-0	W10	vs. UNC, 3/9/12
Player scores 20+ pts.	4-0	W5	at Indiana, 2/24/22

Terps score under 60 pts.	0-0	L9	Rutgers, 2/4/20
Terps score 60-69 pts.	0-0	L2	PSU, 2/21/22
Terps score 70-79 pts.	5-0	W6	Iowa, 1/3/22
Terps score 80-89 pts.	1-0	W2	Iowa, 2/10/22

Terps score 90-99 pts.	2-0	W26	at UNC, 2/3/09
Terps score 80+ pts.	2-0	W4	Iowa, 2/10/22
Terps score 90+ pts.	2-0	W34	at UNC, 2/3/09
Terps score 100+ pts.	0-0	W52	Duke, 2/10/90

Opp. player scores 30+ pts.	0-0	W1	Iowa, 2/10/22
Opp. player scores 20+ pts.	2-0	W3	at Indiana, 2/24/22
Opp. score under 60 pts.	4-0	W12	at Penn State, 2/5/21
Opp. score 60-69 pts.	2-0	W4	at Purdue, 2/13/22
Opp. score 70-79 pts.	2-0	W2	Minnesota, 3/2/22
Opp. score 80-89 pts.	0-0	L2	vs. Richmond, 11/25/21
Opp. score 90-99 pts.	0-0	L3	at ILL, 12/3/17
Opp. score 100+ pts.	0-0	L1	at VT, 2/27/10 (2ot)

In November	7-0	W8	vs. Richmond, 11/25/21
In December	1-0	W4	NW, 12/5/21

In January	0-0	L1	at Rutgers, 1/25/22
In February	0-0	W1	at Indiana, 2/24/22
In March	0-0	L1	Minnesota, 3/2/22

#### HALFTIME LEAD

**Overall:** 24 vs. Saint Louis (11/19)

**B1G:** 7 vs. #16 Illinois (12/2)

#### HALFTIME DEFICIT

**Overall:** n/a

**B1G:** n/a

#### HOME CROWD

**Overall:** 16,380 vs. #16 Illinois, 12/2

**B1G:** 16,380 vs. #16 Illinois, 12/2

#### ROAD CROWD

**Overall:** 12,211 at Louisville, 11/29

**B1G:** n/a



## 2022-23 Maryland Men's Basketball Combined Team Statistics All games

Page 1/1  
as of Dec 03, 2022

### Game Records

Record	Overall	Home	Away	Neutral
ALL GAMES	8-0	5-0	1-0	2-0
CONFERENCE	1-0	1-0	0-0	0-0
NON-CONFERENCE	7-0	4-0	1-0	2-0

### Score by Periods

Team	1st	2nd	OT	TOT
Maryland	333	313	0	646
Opponents	222	266	0	488

### Team Box Score

No.	Player				Total		3-Point		F-Throw		Rebounds													
		GP-GS	MIN	AVG	FG-FGA	FG%	3FG-3FGA	3FG%	FT-FTA	FT%	OFF	DEF	TOT	AVG	PF	DQ	A	TO	BLK	STL	PTS	AVG		
24	SCOTT, Donta	8-8	235:41	29.5	47-95	.495	13-33	.394	16-18	.889	17	31	48	6.0	15	0	13	11	7	5	123	15.4		
1	YOUNG, Jahmir	8-8	217:34	27.2	43-97	.443	8-29	.276	27-31	.871	7	31	38	4.8	3	0	26	14	5	6	121	15.1		
13	HART, Hakim	8-8	238:00	29.8	38-63	.603	14-27	.519	20-23	.870	9	30	39	4.9	11	0	17	7	2	9	110	13.8		
10	REESE, Julian	8-8	211:36	26.5	40-52	.769	0-0	.000	21-40	.525	26	36	62	7.8	24	1	8	13	10	7	101	12.6		
0	CAREY, Donald	8-8	208:04	26.0	19-60	.317	12-49	.245	13-16	.813	3	18	21	2.6	8	0	5	12	0	3	63	7.9		
23	MARTINEZ, Ian	8-0	136:58	17.1	19-45	.422	4-16	.250	13-17	.765	9	13	22	2.8	19	0	6	7	2	8	55	6.9		
2	LONG, Jahari	8-0	112:53	14.1	9-19	.474	3-6	.500	5-10	.500	0	7	7	0.9	14	0	20	11	0	7	26	3.3		
15	EMILIEN, Patrick	7-0	124:10	17.7	5-11	.455	0-2	.000	6-11	.545	8	16	24	3.4	14	0	1	3	6	4	16	2.3		
11	BATCHELOR, Noah	7-0	51:55	7.4	5-15	.333	4-13	.308	2-5	.400	1	11	12	1.7	5	0	1	3	1	1	16	2.3		
20	CORNISH, Ike	6-0	34:15	5.7	4-9	.444	1-5	.200	4-4	1.000	2	1	3	0.5	4	0	0	2	0	0	13	2.2		
35	SWANTON-RODGER, Caelum	7-0	13:49	2.0	1-1	1.000	0-0	.000	0-0	.000	1	1	2	0.3	3	0	0	0	0	0	2	0.3		
30	DICK, Carson	1-0	01:24	1.4	0-0	.000	0-0	.000	0-0	.000	0	0	0	0.0	0	0	0	0	0	0	0	0.0		
31	REVAZ, Arnaud	3-0	06:12	2.1	0-0	.000	0-0	.000	0-0	.000	1	1	2	0.7	4	0	0	0	0	0	0	0.0		
32	KARKUS, Brett	1-0	01:30	1.5	0-0	.000	0-0	.000	0-0	.000	0	0	0	0.0	0	0	0	0	0	0	0	0.0		
12	DZIUBA, Pavlo	2-0	05:58	3.0	0-0	.000	0-0	.000	0-0	.000	0	0	0	0.0	0	0	0	1	0	0	0	0.0		
Team											8	16	24					8						
Total		8	1600		230-467	.493	59-180	.328	127-175	.726	92	212	304	38.0	124	1	97	92	33	50	646	80.8		
Opponents		8	1600		183-467	.392	39-150	.260	83-117	.709	87	166	253	31.6	161	3	70	109	21	33	488	61.0		

### Team Statistics

	MD	OPP
<b>Scoring</b>	<b>646</b>	<b>488</b>
Points per game	80.8	61.0
Scoring margin	+19.8	-
<b>Field goals-att</b>	<b>230-467</b>	<b>183-467</b>
Field goal pct	.493	.392
<b>3 point fg-att</b>	<b>59-180</b>	<b>39-150</b>
3-point FG pct	.328	.260
3-pt FG made per game	7.4	4.9
<b>Free throws-att</b>	<b>127-175</b>	<b>83-117</b>
Free throw pct	.726	.709
F-Throws made per game	15.9	10.4
<b>Rebounds</b>	<b>304</b>	<b>253</b>
Rebounds per game	38.0	31.6
Rebounding margin	+6.4	-
<b>Assists</b>	<b>97</b>	<b>70</b>
Assists per game	12.1	8.8
<b>Turnovers</b>	<b>92</b>	<b>109</b>
Turnovers per game	11.5	13.6
Turnover margin	+2.1	-
Assist/turnover ratio	1.1	0.6
<b>Steals</b>	<b>50</b>	<b>33</b>
Steals per game	6.3	4.1
<b>Blocks</b>	<b>33</b>	<b>21</b>
Blocks per game	4.1	2.6
<b>Winning streak</b>	<b>8</b>	<b>-</b>
Home win streak	5	-
<b>Attendance</b>	<b>58874</b>	<b>12211</b>
Home games-Avg/Game	5-11775	1-12211
Neutral site-Avg/Game	-	2-2511

### Team Results

Date	Opponent		Score	Att.
11/07/2022	Niagara	W	71-49	10715
11/10/2022	Western Caro.	W	71-51	10528
11/15/2022	Binghamton	W	76-52	10349
11/19/2022	vs Saint Louis	W	95-67	0
11/20/2022	vs Miami (FL)	W	88-70	5022
11/25/2022	Coppin St.	W	95-79	10902
11/29/2022	at Louisville	W	79-54	12211
12/02/2022	Illinois	W	71-66	16380



# 2022-23 Maryland Men's Basketball Combined Team Statistics In Conference games

Page 1/1  
as of Dec 03, 2022

## Game Records

Record	Overall	Home	Away	Neutral
ALL GAMES	1-0	1-0	0-0	0-0
CONFERENCE	1-0	1-0	0-0	0-0
NON-CONFERENCE	0-0	0-0	0-0	0-0

## Score by Periods

Team	1st	2nd	OT	TOT
Maryland	41	30	0	71
Opponents	34	32	0	66

## Team Box Score

No.	Player				Total		3-Point		F-Throw		Rebounds													
		GP-GS	MIN	AVG	FG-FGA	FG%	3FG-3FGA	3FG%	FT-FTA	FT%	OFF	DEF	TOT	AVG	PF	DQ	A	TO	BLK	STL	PTS	AVG		
1	YOUNG, Jahmir	1-1	34:44	34.7	9-20	.450	4-9	.444	2-2	1.000	1	3	4	4.0	0	0	2	1	0	1	24	24.0		
13	HART, Hakim	1-1	34:23	34.4	6-9	.667	5-6	.833	0-0	.000	0	5	5	5.0	3	0	2	1	0	0	17	17.0		
24	SCOTT, Donta	1-1	32:50	32.8	5-13	.385	0-3	.000	2-2	1.000	2	1	3	3.0	1	0	3	1	0	0	12	12.0		
23	MARTINEZ, Ian	1-0	20:12	20.2	2-4	.500	0-1	.000	4-5	.800	1	1	2	2.0	1	0	0	2	2	1	8	8.0		
10	REESE, Julian	1-1	29:00	29.0	1-2	.500	0-0	.000	3-6	.500	2	5	7	7.0	4	0	0	3	1	1	5	5.0		
0	CAREY, Donald	1-1	23:46	23.8	1-6	.167	0-4	.000	3-3	1.000	0	1	1	1.0	0	0	0	1	0	0	5	5.0		
15	EMILIEN, Patrick	1-0	18:10	18.2	0-0	.000	0-0	.000	0-0	.000	2	2	4	4.0	4	0	0	1	0	0	0	0.0		
2	LONG, Jahari	1-0	06:55	6.9	0-0	.000	0-0	.000	0-0	.000	0	1	1	1.0	0	0	2	0	0	0	0	0.0		
Team											2	2	4					1						
Total		1	200		24-54	.444	9-23	.391	14-18	.778	10	21	31	31.0	13	0	9	11	3	3	71	71.0		
Opponents		1	200		27-61	.443	5-20	.250	7-8	.875	13	20	33	33.0	18	0	8	12	7	5	66	66.0		

## Team Statistics

	MD	OPP
<b>Scoring</b>	<b>71</b>	<b>66</b>
Points per game	71.0	66.0
Scoring margin	+5.0	-
<b>Field goals-att</b>	<b>24-54</b>	<b>27-61</b>
Field goal pct	.444	.443
<b>3 point fg-att</b>	<b>9-23</b>	<b>5-20</b>
3-point FG pct	.391	.250
3-pt FG made per game	9.0	5.0
<b>Free throws-att</b>	<b>14-18</b>	<b>7-8</b>
Free throw pct	.778	.875
F-Throws made per game	14.0	7.0
<b>Rebounds</b>	<b>31</b>	<b>33</b>
Rebounds per game	31.0	33.0
Rebounding margin	-2.0	-
<b>Assists</b>	<b>9</b>	<b>8</b>
Assists per game	9.0	8.0
<b>Turnovers</b>	<b>11</b>	<b>12</b>
Turnovers per game	11.0	12.0
Turnover margin	+1.0	-
Assist/turnover ratio	0.8	0.7
<b>Steals</b>	<b>3</b>	<b>5</b>
Steals per game	3.0	5.0
<b>Blocks</b>	<b>3</b>	<b>7</b>
Blocks per game	3.0	7.0
<b>Winning streak</b>	<b>1</b>	<b>-</b>
Home win streak	1	-
<b>Attendance</b>	<b>16380</b>	<b>0</b>
Home games-Avg/Game	1-16380	0-0
Neutral site-Avg/Game	-	0-0

## Team Results

Date	Opponent		Score	Att.
12/02/2022	Illinois	W	71-66	16380



# 2022-23 Maryland Men's Basketball Season/Career Statistics All games

Page 1/1  
as of Dec 03, 2022

## Summary

Player	Season Statistics										Career Statistics									
	GP-GS	MIN/G	FG%	3FG%	FT%	R/G	A/G	STL	BLK	PTS/G	GP-GS	MIN/G	FG%	3FG%	FT%	R/G	A/G	STL	BLK	PTS/G
BATCHELOR, Noah	7-0	7.4	.333	.308	.400	1.7	0.1	1	1	2.3	7-0	7.4	.333	.308	.400	1.7	0.1	1	1	2.3
CAREY, Donald	8-8	26.0	.317	.245	.813	2.6	0.6	3	0	7.9	124-116	30.7	.416	.379	.854	3.3	2.5	136	11	10.3
CORNISH, Ike	6-0	5.7	.444	.200	1.000	0.5	0.0	0	0	2.2	6-0	5.7	.444	.200	1.000	0.5	0.0	0	0	2.2
DICK, Carson	1-0	1.4	.000	.000	.000	0.0	0.0	0	0	0.0	1-0	1.4	.000	.000	.000	0.0	0.0	0	0	0.0
DZIUBA, Pavlo	2-0	3.0	.000	.000	.000	0.0	0.0	0	0	0.0	18-0	4.0	.500	.500	.500	0.3	0.0	2	1	0.3
EMILIEN, Patrick	7-0	17.7	.455	.000	.545	3.4	0.1	4	6	2.3	111-43	19.8	.431	.277	.620	3.8	0.8	52	58	5.8
HART, Hakim	8-8	29.8	.603	.519	.870	4.9	2.1	9	2	13.8	89-58	24.0	.487	.331	.812	3.1	1.6	82	19	7.6
KARKUS, Brett	1-0	1.5	.000	.000	.000	0.0	0.0	0	0	0.0	3-0	1.2	.000	.000	.000	0.0	0.0	0	0	0.0
LONG, Jahari	8-0	14.1	.474	.500	.500	0.9	2.5	7	0	3.3	32-2	9.5	.356	.316	.611	0.7	1.2	11	0	1.5
MARTINEZ, Ian	8-0	17.1	.422	.250	.765	2.8	0.8	8	2	6.9	61-1	14.5	.418	.288	.778	1.9	0.9	44	26	4.3
REESE, Julian	8-8	26.5	.769	.000	.525	7.8	1.0	7	10	12.6	40-9	19.4	.538	.304	.681	5.1	0.5	21	33	7.1
REVAZ, Arnaud	3-0	2.1	.000	.000	.000	0.7	0.0	0	0	0.0	10-0	2.4	.333	.000	.500	0.8	0.1	0	0	0.3
SCOTT, Donta	8-8	29.5	.495	.394	.889	6.0	1.6	5	7	15.4	102-87	28.6	.458	.352	.761	5.3	1.3	67	60	10.3
SWANTON-RODGER, Caelum	7-0	2.0	1.000	.000	.000	0.3	0.0	0	0	0.3	7-0	2.0	1.000	.000	.000	0.3	0.0	0	0	0.3
YOUNG, Jahmir	8-8	27.2	.443	.276	.871	4.8	3.3	6	5	15.1	93-93	34.4	.443	.345	.833	5.3	3.1	111	36	16.6

## Scoring

Player	Season Statistics								Career Statistics							
	FG-FGA	FG%	3FG-3FGA	3FG%	FT-FTA	FT%	PTS	PTS/G	FG-FGA	FG%	3FG-3FGA	3FG%	FT-FTA	FT%	PTS	PTS/G
BATCHELOR, Noah	5-15	.333	4-13	.308	2-5	.400	16	2.3	5-15	.333	4-13	.308	2-5	.400	16	2.3
CAREY, Donald	19-60	.317	12-49	.245	13-16	.813	63	7.9	423-1017	.416	210-554	.379	222-260	.854	1278	10.3
CORNISH, Ike	4-9	.444	1-5	.200	4-4	1.000	13	2.2	4-9	.444	1-5	.200	4-4	1.000	13	2.2
DICK, Carson	0-0	.000	0-0	.000	0-0	.000	0	0.0	0-0	.000	0-0	.000	0-0	.000	0	0.0
DZIUBA, Pavlo	0-0	.000	0-0	.000	0-0	.000	0	0.0	2-4	.500	1-2	.500	1-2	.500	6	0.3
EMILIEN, Patrick	5-11	.455	0-2	.000	6-11	.545	16	2.3	248-575	.431	46-166	.277	101-163	.620	643	5.8
HART, Hakim	38-63	.603	14-27	.519	20-23	.870	110	13.8	231-474	.487	78-236	.331	134-165	.812	674	7.6
KARKUS, Brett	0-0	.000	0-0	.000	0-0	.000	0	0.0	0-1	.000	0-1	.000	0-0	.000	0	0.0
LONG, Jahari	9-19	.474	3-6	.500	5-10	.500	26	3.3	16-45	.356	6-19	.316	11-18	.611	49	1.5
MARTINEZ, Ian	19-45	.422	4-16	.250	13-17	.765	55	6.9	92-220	.418	23-80	.288	56-72	.778	263	4.3
REESE, Julian	40-52	.769	0-0	.000	21-40	.525	101	12.6	107-199	.538	7-23	.304	62-91	.681	283	7.1
REVAZ, Arnaud	0-0	.000	0-0	.000	0-0	.000	0	0.0	1-3	.333	0-0	.000	1-2	.500	3	0.3
SCOTT, Donta	47-95	.495	13-33	.394	16-18	.889	123	15.4	377-824	.458	126-358	.352	169-222	.761	1049	10.3
SWANTON-RODGER, Caelum	1-1	1.000	0-0	.000	0-0	.000	2	0.3	1-1	1.000	0-0	.000	0-0	.000	2	0.3
YOUNG, Jahmir	43-97	.443	8-29	.276	27-31	.871	121	15.1	511-1154	.443	156-452	.345	364-437	.833	1542	16.6

## Totals

Player	Season Statistics									Career Statistics								
	O-REB	D-REB	TOTAL	PF	FO	A	TO	A/TO		O-REB	D-REB	TOTAL	PF	FO	A	TO	A/TO	
BATCHELOR, Noah	1	11	12	5	0	1	3	0.3		1	11	12	5	0	1	3	0.3	
CAREY, Donald	3	18	21	8	0	5	12	0.4		71	336	407	209	5	310	282	1.1	
CORNISH, Ike	2	1	3	4	0	0	2	0.0		2	1	3	4	0	0	2	0.0	
DICK, Carson	0	0	0	0	0	0	0	0.0		0	0	0	0	0	0	0	0.0	
DZIUBA, Pavlo	0	0	0	0	0	0	1	0.0		1	4	5	10	0	0	5	0.0	
EMILIEN, Patrick	8	16	24	14	0	1	3	0.3		139	287	426	163	1	86	133	0.6	
HART, Hakim	9	30	39	11	0	17	7	2.4		59	215	274	121	0	145	69	2.1	
KARKUS, Brett	0	0	0	0	0	0	0	0.0		0	0	0	0	0	0	0	0.0	
LONG, Jahari	0	7	7	14	0	20	11	1.8		3	20	23	24	0	37	29	1.3	
MARTINEZ, Ian	9	13	22	19	0	6	7	0.9		20	95	115	104	3	57	49	1.2	
REESE, Julian	26	36	62	24	1	8	13	0.6		95	109	204	108	5	21	52	0.4	
REVAZ, Arnaud	1	1	2	4	0	0	0	0.0		2	6	8	8	0	1	3	0.3	
SCOTT, Donta	17	31	48	15	0	13	11	1.2		143	398	541	185	1	132	125	1.1	
SWANTON-RODGER, Caelum	1	1	2	3	0	0	0	0.0		1	1	2	3	0	0	0	0.0	
YOUNG, Jahmir	7	31	38	3	0	26	14	1.9		63	432	495	91	0	285	195	1.5	



**2022-23 Maryland Men's Basketball**  
**Season Schedule/Results & Leaders**  
**All games**

Page 1/1  
 as of Dec 03, 2022

### Game Records

Record	Overall	Home	Away	Neutral
ALL GAMES	8-0	5-0	1-0	2-0
CONFERENCE	1-0	1-0	0-0	0-0
NON-CONFERENCE	7-0	4-0	1-0	2-0

### Team Results

Date	Opponent		Score	Att.	High Points	High Rebounds
11/07/2022	Niagara	W	71-49	10715	(18) SCOTT, Donta	(7) YOUNG, Jahmir (7) REESE, Julian
11/10/2022	Western Caro.	W	71-51	10528	(19) REESE, Julian	(12) REESE, Julian
11/15/2022	Binghamton	W	76-52	10349	(19) REESE, Julian	(9) SCOTT, Donta
11/19/2022	vs Saint Louis	W	95-67	0	(25) SCOTT, Donta	(7) EMILIEN, Patrick
11/20/2022	vs Miami (FL)	W	88-70	5022	(24) SCOTT, Donta	(8) SCOTT, Donta
11/25/2022	Coppin St.	W	95-79	10902	(24) REESE, Julian	(10) REESE, Julian
11/29/2022	at Louisville	W	79-54	12211	(18) SCOTT, Donta	(7) REESE, Julian
12/02/2022	Illinois	W	71-66	16380	(24) YOUNG, Jahmir	(7) REESE, Julian

### Attendance Summary

	Games	Attend	Avg/Game
Home	5	58874	11775
Away	1	12211	12211
Neutral	2	5022	2511
<b>Total</b>	<b>8</b>	<b>76107</b>	<b>9513</b>



2022-23 Maryland Men's Basketball  
Team Game-by-Game  
All games

Page 1/1  
as of Dec 03, 2022

Opponent	Date	Score	Total		3-Pointers		Free throws		Rebounds										
			FG-FGA	PCT	3FG-3FGA	PCT	FT-FTA	PCT	OFF	DEF	TOT	AVG	PF	A	TO	BLK	STL	PTS	AVG
Niagara	11/07/2022	71-49 W	25-51	.490	9-20	.450	12-14	.857	11	21	32	32.0	14	12	10	8	9	71	71.0
Western Caro.	11/10/2022	71-51 W	27-61	.443	2-19	.105	15-19	.789	8	33	41	36.5	14	10	12	5	7	71	71.0
Binghamton	11/15/2022	76-52 W	31-64	.484	4-20	.200	10-16	.625	11	31	42	38.3	16	14	7	4	8	76	72.7
vs Saint Louis	11/19/2022	95-67 W	32-63	.508	13-32	.406	18-28	.643	15	26	41	39.0	18	14	11	4	7	95	78.3
vs Miami (FL)	11/20/2022	88-70 W	30-50	.600	9-21	.429	19-23	.826	11	28	39	39.0	12	12	18	3	3	88	80.2
Coppin St.	11/25/2022	95-79 W	33-68	.485	4-21	.190	25-32	.781	18	22	40	39.2	18	12	11	3	6	95	82.7
at Louisville	11/29/2022	79-54 W	28-56	.500	9-24	.375	14-25	.560	8	30	38	39.0	19	14	12	3	7	79	82.1
Illinois	12/02/2022	71-66 W	24-54	.444	9-23	.391	14-18	.778	10	21	31	38.0	13	9	11	3	3	71	80.8
<b>Total</b>		<b>646</b>	<b>230-467</b>	<b>.493</b>	<b>59-180</b>	<b>.328</b>	<b>127-175</b>	<b>.726</b>	<b>92</b>	<b>212</b>	<b>304</b>	<b>38.0</b>	<b>124</b>	<b>97</b>	<b>92</b>	<b>33</b>	<b>50</b>	<b>646</b>	<b>80.8</b>
Opponents		488	183-467	.392	39-150	.260	83-117	.709	87	166	253	31.6	161	70	109	21	33	488	61.0

Maryland Averages

Games Played	Points/game	FG Pct	3FG Pct	FT Pct	Rebounds/game	Assists/game	Turnovers/game	Assist/Turnover ratio	Steals/game	Blocks/game
8	80.8	49.3	32.8	72.6	38.0	12.1	11.5	1.1	6.3	4.1



# 2022-23 Maryland Men's Basketball Opponents Game-by-Game All games

Page 1/1  
as of Dec 03, 2022

Opponent	Date	Score		Total		3-Pointers		Free throws		Rebounds										
				FG-FGA	PCT	3FG-3FGA	PCT	FT-FTA	PCT	OFF	DEF	TOT	AVG	PF	A	TO	BLK	STL	PTS	AVG
Niagara	11/07/2022	71-49	W	22-55	.400	0-6	.000	5-8	.625	13	15	28	28.0	12	13	12	3	3	49	49.0
Western Caro.	11/10/2022	71-51	W	17-63	.270	7-28	.250	10-13	.769	14	26	40	34.0	23	6	17	1	5	51	50.0
Binghamton	11/15/2022	76-52	W	21-61	.344	4-21	.190	6-12	.500	13	25	38	35.3	19	6	15	3	0	52	50.7
vs Saint Louis	11/19/2022	95-67	W	21-58	.362	5-20	.250	20-24	.833	13	22	35	35.3	22	8	14	2	3	67	54.8
vs Miami (FL)	11/20/2022	88-70	W	28-62	.452	5-20	.250	9-12	.750	8	12	20	32.2	21	8	10	1	6	70	57.8
Coppin St.	11/25/2022	95-79	W	28-51	.549	9-19	.474	14-23	.609	6	20	26	31.2	27	15	16	1	8	79	61.3
at Louisville	11/29/2022	79-54	W	19-56	.339	4-16	.250	12-17	.706	7	26	33	31.4	19	6	13	3	3	54	60.3
Illinois	12/02/2022	71-66	W	27-61	.443	5-20	.250	7-8	.875	13	20	33	31.6	18	8	12	7	5	66	61.0
<b>Total</b>		<b>488</b>		<b>183-467</b>	<b>.392</b>	<b>39-150</b>	<b>.260</b>	<b>83-117</b>	<b>.709</b>	<b>87</b>	<b>166</b>	<b>253</b>	<b>31.6</b>	<b>161</b>	<b>70</b>	<b>109</b>	<b>21</b>	<b>33</b>	<b>488</b>	<b>61.0</b>
Maryland		646		230-467	.493	59-180	.328	127-175	.726	92	212	304	38.0	124	97	92	33	50	646	80.8

## Opponents Averages

Games Played	Points/game	FG Pct	3FG Pct	FT Pct	Rebounds/game	Assists/game	Turnovers/game	Assist/Turnover ratio	Steals/game	Blocks/game
8	61.0	39.2	26.0	70.9	31.6	8.8	13.6	0.6	4.1	2.6

## 2022-23 BOX SCORES



Official Basketball Box Score - Final  
**Niagara at Maryland**  
 11/07/22 XFINITY Center, College Park  
 2022-23 Men's Basketball

Game Time: 7:00 PM  
 Game Duration: 1:46  
 Attendance: 10,715

Officials: Brian Dorsey, Greg Langford, Michael Kitts Jr.

Niagara - 49			Record: 0-1																	
NO.	Name	Min	FG	3P	FT	Rebounds	Fouls	TP	AS	TO	ST	Blocks	+/-							
			M	A	M	A	O	D	T	PF	FF	BS	BA							
22	Sam Iorio	F 31:28	5-9	0-0	2-2	3 2 5	4 2	12	1	2	0	1	2	-16						
1	Bryce Moore	G 21:17	3-6	0-0	0-0	1 1 2	2 0	6	0	1	1	0	1	-14						
4	Braxton Bayless	G 33:29	7-12	0-0	0-0	1 5 6	0 3	14	6	4	0	0	1	-22						
11	Aaron Gray	G 32:06	4-14	0-2	1-2	2 2 4	0 2	9	2	0	2	0	2	-20						
21	Noah Thomasson	G 29:02	1-9	0-1	0-2	1 2 3	3 2	2	2	2	0	0	1	-13						
2	Lance Erving	16:13	0-1	0-1	0-0	0 1 1	0 0	0	1	1	0	0	0	-7						
14	David Mitchell	26:29	1-2	0-1	0-0	3 0 3	1 3	2	0	0	0	1	0	-12						
5	Keith Kiner III	04:48	1-2	0-1	2-2	0 0 0	0 2	4	1	1	0	1	1	1						
55	Harlan Obioha	03:44	0-0	0-0	0-0	1 0 1	1 0	0	0	0	0	0	0	-7						
0	Shane Lancaster	01:24	0-0	0-0	0-0	1 0 0	1 0	0	0	0	0	0	0	-0						
Team																				
			1 2 3																	
Totals			22-55		0-6		5-8		13 15		28 12		14 49		13 12		3 3		8 -22	

Technical Fouls: NONE

Maryland - 71			Record: 1-0														
NO.	Name	Min	FG M-A	3P M-A	FT	Rebounds OR DR TOT	Fouls PF F	TP	AS	TO	ST	Blocks BS BA	+/-				
10	Julian Reese	F 26:08	3-5	0-0	1-2	2 5 7	3 3	7	2	1	0	1	16				
24	Donta Scott	F 35:10	7-13	4-5	0-0	3 3 6	1 1	18	0	1	1	2	0	19			
0	Donald Carey	G 27:27	2-7	1-6	0-0	0 0 0	0 0	5	0	0	0	0	9				
1	Jahmir Young	G 29:40	5-10	1-3	3-4	2 5 7	0 0	14	4	3	0	2	1	16			
13	Hakim Hart	G 28:51	3-4	1-2	2-2	0 2 2	2 2	9	3	2	1	1	0	28			
2	Jahari Long	10:20	2-3	1-1	0-0	0 0 0	2 0	5	2	1	1	0	0	6			
23	Ian Martinez	16:14	0-4	0-2	2-2	2 1 3	2 1	4	2	1	1	5	0	10			
15	Patrick Emilian	14:17	1-3	0-0	2-2	1 1 2	3 1	4	0	1	1	1	1	7			
11	Noah Batchelor	09:05	1-1	1-1	0-0	0 1 1	0 0	3	0	0	0	1	0	-1			
20	Ike Cornish	01:24	0-0	0-0	2-2	1 1 2	0 1	2	0	0	0	0	0	0			
35	Caelum Swanton-Rodger	01:24	1-1	0-0	0-0	0 0 0	1 0	2	0	0	0	0	0	0			
Team						0 2 2		0									
Totals			25-51	9-20	12-14	11 21 32	14 12	71	12	10	9	8 3	22				

Technical Fouls: NONE

Biggest lead		Eagles	Terps
1 (1 <sup>st</sup> 17:53)		22 (2 <sup>nd</sup> 1:30)	
Best Scoring Run		5 (1 <sup>st</sup> 9:02)	9 (2 <sup>nd</sup> 10:33)
Lead Changes		2	
Times Tied		1	
Time with Lead		00:17	38:34

Points from Turnovers		Eagles	Terps
10		17	
Paint		34	26
Second Chance		8	14
Fast Breaks		2	17
Bench		6	18

Period by Period Scoring		1st	2nd	TOT
Eagles		27	22	49
Terps		34	37	71



Official Basketball Box Score - Final  
**Binghamton at Maryland**  
 11/15/22 XFINITY Center, College Park  
 2022-23 Men's Basketball

Game Time: 7:00 PM  
 Game Duration: 2:03  
 Attendance: 10,349

Officials: D.J. Carstensen, Steve McJunkins, King Whelstone

Binghamton - 52			Record: 2-1														
NO.	Name	Min	FG	3P	FT	Rebounds	Fouls	TP	AS	TO	ST	Blocks	BS	BA	+/-		
1	Tariq Balogun	F 15:51	2-4	0-0	1-2	0 2 2	1 3	5	0	1	0	1	0	0	-17		
0	John McGriff	G 24:16	5-11	0-3	2-2	0 1 1	3 1	12	0	2	0	0	0	1	-30		
3	Jacob Falko	G 16:53	0-1	0-0	0 3 3	0 3	0 3	0	2	3	0	0	0	0	-24		
10	Miles Gibson	G 28:48	3-12	1-5	0-0	1 4 5	2 2	7	1	0	0	1	1	1	-26		
24	Christian Hinkson	G 17:55	1-4	1-2	0-0	0 3 3	5 0	3	0	2	0	0	0	0	-20		
30	Matt Solomon	20:11	2-9	1-5	0-0	2 2 4	2 0	5	2	2	0	0	0	1	5		
4	Masud Stewart	18:40	2-10	0-2	0-0	0 1 1	2 2	4	1	2	0	0	0	1	1		
11	Dan Petcash	22:05	3-4	0-1	0-0	1 1 2	2 0	6	0	2	0	0	0	0	-13		
13	Taveion White	15:44	0-1	0-0	2-2	3 2 5	0 2	2	0	2	0	0	0	0	-1		
21	Ogheneyole Akwovo	17:25	2-3	0-0	0-0	1 6 3	8 2	3	5	0	1	0	1	0	-3		
15	Ador Ahiual	02:12	1-2	1-2	0-0	0 1 1	0 0	3	0	0	0	0	0	0	8		
Team						1 2 3		0									
Totals			21-61	4-21	6-12	13 25 38	19 16	52	6	15	0	3	4		-24		

Technical Fouls: NONE

Maryland - 76			Record: 3-0														
NO.	Name	Min	FG M-A	3P M-A	FT	Rebounds OR DR TOT	Fouls PF F	TP	AS	TO	ST	Blocks BS BA	+/-				
10	Julian Reese	F 25:44	8-9	0-0	3-5	4 3 7	1 9	19	0	1	1	2	1 28				
24	Donta Scott	F 24:15	5-15	0-2	0-0	4 5 9	2 1	10	1	1	2	1 1 26					
0	Donald Carey	G 20:17	3-6	1-4	0-0	0 2 2	2 0	7	1	2	0	0 0 22					
1	Jahmir Young	G 21:19	3-6	0-1	1-2	1 3 4	1 2	7	5	1	0	0 0 20					
13	Hakim Hart	G 21:53	1-10	1-3	2-2	1 7 8	0 2	13	2	0	2	0 1 21					
23	Ian Martinez	15:07	2-6	0-1	0-0	0 2 2	3 1	4	0	0	0	0 0 8					
15	Patrick Emilian	19:24	1-2	0-1	1-1	0 4 4	3 3	1	3	1	0	1 1 10					
2	Jahari Long	17:48	0-1	0-1	0-2	0 1 1	1 1	0	4	0	2	0 0 11					
11	Noah Batchelor	14:16	1-5	1-5	1-2	0 1 1	0 1	4	0	0	1	0 0 1					
20	Ike Cornish	12:57	3-4	1-2	2-2	0 0 0	1 1	9	0	1	0	0 0 -11					
35	Caelum Swanton-Rodger	01:20	0-0	0-0	0-0	0 0 0	0 0	0	0	0	0	0 0 -4					
31	Arnaud Revaz	04:10	0-0	0-0	0-0	1 1 2	2 0	0	0	0	0	0 0 -7					
32	Brett Karkus	01:30	0-0	0-0	0-0	0 0 0	0 0	0	0	0	0	0 0 -5					
Team						0 2 2		0		0							
Totals			31-64	4-20	10-16	11 31 42	16 19	76	14	7	8	4 3 24					

Technical Fouls: NONE

Biggest lead		BING	UMD
0 (1 <sup>st</sup> 20:00)		32 (2 <sup>nd</sup> 8:29)	
Best Scoring Run		8 (2 <sup>nd</sup> 0:00)	8 (1 <sup>st</sup> 18:10)
Lead Changes		0	
Times Tied		0	
Time with Lead		00:00	38:56

Points from Turnovers		BING	UMD
0		19	
Paint		20	48
Second Chance		11	15
Fast Breaks		4	18
Bench		25	20

Period by Period Scoring		1st	2nd	TOT
BING		23	29	52
UMD		44	32	76



Official Basketball Box Score - Final  
**Western Caro. at Maryland**  
 11/10/22 XFINITY Center, College Park  
 2022-23 Men's Basketball

Game Time: 7:00 PM  
 Game Duration: 1:55  
 Attendance: 10,528

Officials: Bill Ek, Josh White, Michael Griffin

Western Caro. - 51			Record: 0-2																	
NO.	Name	Min	FG M-A	3P M-A	FT M-A	Rebounds OR DR VT	Fouls PF FD	TP	AS	TO	ST	Blocks BS BA	+/-							
0	Tyshaun Claude	F 18:56	5-11	0-0	2-2	4 3 7	4 1	12	1	3	0	1	0	-7						
1	Russell Jones Jr.	G 23:31	2-4	1-2	0 2 2	3 2	7 1	1	1	2	0	0	0	-7						
2	Vonterius Woolbright	G 30:28	2-10	0-1	0-1	1 5 6	4 3	4	2	4	1	0	1	-12						
3	Tre Jackson	G 29:39	1-8	1-6	4-4	1 4 5	1 5	7	0	4	1	0	0	-27						
4	Tyler Harris	G 24:39	3-7	2-5	0-0	1 2 3	2	0	8	0	1	0	0	-28						
5	DJ Campbell	22:49	1-3	0-0	0-0	0 2 2	2 0	2	2	0	1	0	1	-6						
24	Bernard Pelote	17:21	0-9	0-8	1-2	1 2 3	1 1	1	0	0	0	0	0	-6						
32	Colin Granger	12:44	0-5	0-0	0-0	1 3 4	2 0	0	0	0	0	0	2	-19						
13	Marcus Kell	11:33	3-5	2-4	0-0	2 2 4	1 1	8	0	1	0	0	0	6						
23	Marlow Gilmore	08:20	0-1	0-0	2-2	1 0 1	3 1	2	0	2	0	0	1	6						
Team						2 1 3		0		1										
Totals						17-63	7-28	10-13	14	26	40	23	14	51	6	17	5	1	5	-20

Shooting By Period			
1 <sup>st</sup>	FG%	6-30	20.0%
	3PT%	2-12	16.7%
	FT%	1-2	50%
2 <sup>nd</sup>	FG%	11-33	33.3%
	3PT%	5-16	31.3%
	FT%	9-11	81.8%
GM	FG%	17-63	27.0%
	3PT%	7-28	25.0%
	FT%	10-13	76.9%
Dead Ball Rebounds: 2-0			

Technical Fouls: NONE

Maryland - 71		Record: 2-0														
NO.	Name	Min	FG M-A	3P M-A	FT M-A	Rebounds OR DR TOT	Fouls PF FO	TP	AS	TO	ST	Blocks BS BA	+/-			
10	Julian Reese	F 22:24	7-9	0-0	5-5	4 8 12	2 6	19	1	1	1	0	+16			
24	Donta Scott	F 27:59	3-8	0-3	1-2	2 4 6	2 2	7	1	3	1	1	0			
0	Donald Carey	G 23:35	1-7	0-4	0-0	0 4 4	0 2	2	1	1	1	0	0			
1	Jahmir Young	G 25:33	6-15	0-1	4-4	1 4 5	0 4	16	1	0	1	2	0			
13	Hakim Hart	G 26:48	4-7	1-3	1-2	0 5 5	1 4	10	2	1	1	0	0			
23	Ian Martinez	15:37	2-3	0-1	2-2	0 3 3	4 2	6	2	1	0	0	9			
15	Patrick Emilian	19:11	0-1	0-0	1-2	0 0 0	0 2	1	0	0	1	2	1			
2	Jahari Long	14:27	2-4	0-1	1-2	0 0 0	0 1	5	2	3	1	0	0			
20	Ike Cornish	11:43	1-4	0-3	0-0	1 0 1	3 0	2	0	1	0	0	0			
11	Noah Batchelor	06:31	1-3	1-3	0-0	0 1 1	0 0	3	0	1	0	0	-8			
35	Caesum Swanton-Rodger	03:55	0-0	0-0	0-0	0 1 1	1 0	0	0	0	0	0	0			
12	Pavlo Dziuba	02:17	0-0	0-0	0-0	0 0 0	0 0	0	0	0	0	0	-10			
Team						0 3 3										
Totals			27-61	2-19	15-19	8 33 41	14 23	71	10	12	7	5 1	20			

Shooting By Period		
1 <sup>st</sup>	FG%	12-31 38.7%
	3PT%	0-8 0.0%
	FT%	8-9 88.9%
2 <sup>nd</sup>	FG%	15-30 50.0%
	3PT%	2-11 18.2%
	FT%	7-10 70%
GM	FG%	77-140 44.3%
	3PT%	2-19 10.5%
	FT%	15-19 78.9%
Dead Ball Rebounds: 4, 0		

## 2022-23 BOX SCORES



Official Basketball Box Score - Final  
**Miami (FL) at Maryland**  
 11/20/22 Mehegan Sun Arena, Uniceville  
 2022-23 Men's Basketball

Game Time: 1:00 PM  
 Game Duration: 1:59



Official Basketball Box Score - Final  
**Coppin St. at Maryland**  
 11/25/22 XFNNY Center, College Park  
 2022-23 Men's Basketball

Game Time: 4:00 PM  
 Game Duration: 2:10  
 Attendance: 10,902

Miami (FL) - 70

Record: 4-1

NO.	Name	F	Min	FG	3P	FT	Rebounds	Fouls	TP	AS	TO	ST	Blocks	+/-	
				M-A	M-A	M-A	OR DR TOT	PF FD					BS BA		
15	Norchad Omier	F	31:08	6-10	1-2	1-2	3 3 6	4 3	14	0	3	2	0	-14	
2	Isaiah Wong	F	34:12	8-17	2-5	4-5	0 2 2	3 3	22	3	1	2	0	-18	
11	Jordan Miller	G	35:40	7-14	1-5	3-3	0 0 3	3 3	18	2	1	0	1	-10	
24	Nijel Pack	G	30:16	3-10	1-4	0-0	0 0 0	0 2	7	1	0	1	0	-9	
55	Wooga Poplar	G	09:28	2-3	0-0	0-0	0 0 0	4 1	4	0	1	0	0	-6	
4	Bensley Joseph		22:05	0-1	0-1	1-2	0 3 3	3 0	1	1	3	0	0	-19	
12	Favour Aire		02:45	0-0	0-0	0-0	0 0 0	1 0	0	0	0	0	0	-1	
0	AJ Casey		08:02	0-1	0-1	0-0	2 2 2	2 0	0	0	0	0	0	-3	
5	Harford Beverly		17:14	2-5	0-2	0-0	0 0 0	1 0	4	1	0	1	0	-3	
1	Anthony Walker		07:15	0-1	0-0	0-0	0 0 0	0 0	0	0	0	0	0	-7	
3	Christian Watson		01:55	0-0	0-0	0-0	0 0 0	0 0	0	0	0	0	0	0	
Team							2 2 4		0						
Totals				28-62	5-20	9-12	8 12 20	21 12	70	8	9	6	1	3	-18

Technical Fouls: NONE

Maryland - 88

Record: 5-0

NO.	Name		Min	FG M-A	3P M-A	FT M-A	Rebounds OR DR TOT		Fouls PF FD		TP	AS	TO	ST	Blocks BS BA	+/-		
10	Julian Reese	F	32:59	7-8	0-0	3-5	4	3	7	3	4	17	2	3	1	2	17	
24	Donta Scott	F	28:28	9-12	3-4	3-4	2	6	8	4	3	24	3	1	0	0	30	
0	Donald Carey	G	30:26	4-9	4-9	0-0	2	3	5	2	2	12	0	5	0	0	22	
1	Jahmir Young	G	27:01	4-8	1-2	4-4	0	5	5	0	3	13	3	5	0	0	7	
13	Hakim Hart	G	34:28	4-7	1-3	5-6	0	4	4	1	5	14	0	1	0	0	10	
15	Patrick Emilian		17:13	1-1	0-0	0-0	2	2	4	0	1	2	0	1	1	1	-11	
23	Ian Martinez		14:19	0-3	0-2	4-4	0	1	1	1	3	4	1	0	0	0	4	
2	Jahiri Long		13:06	1-2	0-1	0-0	0	2	2	1	0	2	3	1	0	0	11	
11	Noah Batchelor		00:40	0-0	0-0	0-0	0	1	1	0	0	0	0	0	0	0	0	
20	Ike Cornish		00:40	0-0	0-0	0-0	0	0	0	0	0	0	0	0	0	0	0	
35	Caelum Swanton-Rodger		00:40	0-0	0-0	0-0	0	0	0	0	0	0	0	0	0	0	0	
Team							1	1	2			0	1					
Totals				30-50	9-21	19-23	11	28	39	12	21	88	12	18	3	3	1	18

Technical Fouls: NONE

	MIA	MYD
Biggest lead	2 (1 <sup>st</sup> 19:43)	20 (2 <sup>nd</sup> 1:24)
Best Scoring Run	7 (1 <sup>st</sup> 7:59)	11 (1 <sup>st</sup> 10:47)
Lead Changes	7	
Times Tied	4	
Time with Lead	01:25	35:18

Points from	MIA	MYD
Turnovers	18	11
Paint	32	40
Second Chance	10	18
Fast Breaks	11	12
Bench	5	8

Period by Period Scoring	1st	2nd	TOT
MIA	34	36	70
MYD	47	41	88

Shooting By Period	1 <sup>st</sup> FG%	2 <sup>nd</sup> FG%	3 <sup>rd</sup> FG%	4 <sup>th</sup> FG%	5 <sup>th</sup> FG%	GM FG%
1 <sup>st</sup> FG%	15-24	62.5%				
2 <sup>nd</sup> FG%	10-13	76.9%				
3 <sup>rd</sup> FG%	15-26	57.7%				
4 <sup>th</sup> FG%	2-8	25.0%				
5 <sup>th</sup> FG%	9-10	90%				
GM FG%	30-50	60.0%				
FT%	9-21	42.9%				
FT%	19-23	82.6%				

Dead Ball Rebounds: 1, 0

Coppin St. - 79

Record: 3-5

NO.	Name	Min	FG M-A	3P M-A	FT M-A	Rebounds OR DR TOT	Fouls PF FD	TP	AS	TO	ST	Blocks BS BA	+/-
35	Justin Winston	F 20:55	6-9	1-2	1-2	2 5 7	4 1 14	0	1	0	0	1 1	
3	Sam Sessoms	G 39:36	11-20	3-5	3-5	2 4 6	4 5 28	6	7	3	0	1 -16	
4	Nendash Tarke	G 38:03	5-11	1-4	3-6	0 2 2	3 3 14	4	4	1	1 1	-6	
10	Kam'Ron Blue	G 28:43	0-2	0-1	0-0	0 4 4	4 0 0	2	0	2	0	0 -16	
13	Alex Rojas	G 35:30	2-3	1-2	0-0	1 2 3	2 0 5	2	0	1	0	0 -17	
1	Justin Steers	09:11	0-0	0-0	3-4	1 3 4	1 4 3	1	2	0	0	0 -10	
24	Daniel Titus	02:18	0-0	0-0	0-0	0 0 0	1 0 0	0	0	0	0	0 -2	
25	Isaiah Gross	08:48	2-4	1-3	2-2	0 0 0	5 1 7	0	0	0	0	0 -6	
33	Luka Tekavic	03:22	0-0	0-0	0-0	0 0 0	1 0 0	0	0	0	0	0 -1	
2	Mike Hood	01:34	0-0	0-0	0-0	0 0 0	0 0 0	0	0	1	0	0 -3	
11	CJ Scott	07:49	0-0	0-0	1-2	0 0 0	1 1 1	0	0	0	0	0 -5	
0	Malik Battle	03:47	2-2	2-2	1-2	0 0 0	1 1 7	0	0	1	0	0 1	
20	Christian Sutton	00:24	0-0	0-0	0-0	0 0 0	0 0 0	0	0	0	0	0 0	
Team						0 0 0			0	1			
Totals			28-51	9-19	14-23	6 20 26	27 16 79	15 16	8 1	3 3	-16		

Technical Fouls: Sessoms 2<sup>nd</sup> 18:33 Gross 2<sup>nd</sup> 14:28 Rojas 2<sup>nd</sup> 13:04

Maryland - 95

Record: 5-0

No.	Name	Min	FG M-A	3P M-A	FT M-A	Rebounds OR DR TOT	Fouls PF FD	TP	AS	TO	ST	Blocks BS BA	+/-	
10	Julian Reese	F 25:21	10-12	0-0	4-7	7 3 10	5 7	24	0	2	1	2	0	11
24	Donta Scott	F 31:19	3-9	1-5	2-2	2 4 6	2 3	9	2	1	1	0	1	11
0	Donald Carey	G 32:09	2-9	0-6	3-4	0 1 1	1 2	7	1	1	1	0	0	22
1	Jahmir Young	G 31:41	6-16	0-5	9-10	1 4 5	0 6	21	5	1	0	1	0	14
13	Hakim Hart	G 34:28	7-11	2-4	6-7	4 4 8	3 4	22	2	1	2	0	0	16
11	Noah Batchelor	05:43	0-0	0-0	0-0	0 3 3	2 0	0	1	1	0	0	0	3
22	Jahiri Long	15:16	2-3	1-1	0-0	0 1 1	3 0	5	0	2	0	0	0	9
23	Ian Martinez	16:09	3-8	0-0	1-2	1 1 2	2 2	7	1	1	1	0	0	2
35	Caelum Swanton-Rodger	01:45	0-0	0-0	0-0	0 0 0	0 0	0	0	0	0	0	0	-6
20	Ike Cornish	03:09	0-0	0-0	0-0	0 0 0	0 0	0	0	0	0	0	0	-2
Team						3 1 4				0				
Totals			33-68	4-21	25-32	18 22 40	18 24	95	12	11	6	3 1	16	

Technical Fouls: Hart 1<sup>st</sup> 06:06 Reese 2<sup>nd</sup> 14:28 Bench 2<sup>nd</sup> 14:28

	CSST	UMD
Biggest lead	3 (1 <sup>st</sup> 9:32)	19 (2 <sup>nd</sup> 3:47)
Best Scoring Run	9 (1 <sup>st</sup> 9:32)	7 (2 <sup>nd</sup> 11:11)
Lead Changes	8	
Times Tied	3	
Time with Lead	02:36	34:58

Points from	CSST	UMD
Turnovers	16	15
Paint	34	54
Second Chance	9	26
Fast Breaks	14	2
Bench	18	12

Period by Period Scoring	1st	2nd	TOT
CSST	36	43	79
UMD	47	48	95



Official Basketball Box Score - Final  
**Maryland at Louisville**  
 11/29/22 KFC Yum! Center, Louisville  
 2022-23 Men's Basketball

Game Time: 7:01 PM  
 Game Duration: 2:03  
 Attendance: 12,211



Official Basketball Box Score - Final  
**Illinois at Maryland**  
 12/02/22 XFNNY Center, College Park  
 2022-23 Men's Basketball

Game Time: 9:00 PM  
 Game Duration: 2:07  
 Attendance: 15,380

Maryland - 79

Record: 7-0

NO.	Name		Min	FG M-A	3P M-A	FT M-A	Rebounds OR DR TOT	Fouls PF FD	TP	AS	TO	ST	Blocks BS BA	+/-
10	Julian Reese	F	24:09	2-4	0-0	2-6	1 6 7	3 4	6	0	0	0	2	30
24	Donta Scott	F	28:56	7-12	3-6	1-1	0 5 5	0 2	18	2	1	0	2	19
0	Donald Carey	G	23:27	2-6	2-6	3-4	0 2 2	2 2	9	0	2	1	0	22
1	Jahmir Young	G	24:06	6-10	1-3	2-3	1 4 5	0 4	15	5	0	3	0	26
13	Hakim Hart	G	28:25	3-5	1-3	2-2	1 2 3	1 1	9	4	1	2	1	24
23	Ian Martinez		21:20	4-9	2-5	0-0	2 3 5	3 1	10	0	2	0	0	15
2	Jahiri Long		17:35	1-4	0-0	1-2	0 1 1	4 1	3	3	3	1	0	5
15	Patrick Emilian		14:35	2-3	0-0	2-6	2 1 3	2 3	6	0	0	0	0	0
11	Noah Batchelor		08:41	1-3	0-1	1-1	1 3 4	1 1	3	0	1	0	0	0
12	Pavlo Dziuba		03:41	0-0	0-0	0-0	0 0 0	0 0	0	0	1	0	0	-3
35	Caelum Swanton-Rodger		02:07	0-0	0-0	0-0	0 0 0	1 0	0	0	0	0	0	1
31	Arnaud Revaz		01:34	0-0	0-0	0-0	0 0 0	2 0	0	0	0	0	0	-2
30	Carson Dick		01:24	0-0	0-0	0-0	0 0 0	0 0	0	0	0	0	0	-2
Team						0	3 3	3		0	1			
Totals				28-56	9-24	14-25	8 30 38	19 19	79	14	12	7	3 3	25

























Technical Fouls: NONE

Louisville - 54

Record: 9-7

NO.	Name	Min	FG M-A	3P M-A	FT M-A	Rebounds OR DR TOT	Fouls PF FD	TP	AS	TO	ST	Blocks BS BA	+/-
1	Mike James	F 24:08	3-8	0-1	0-0	2 2 4	3 1 6	0	2	0	0	2	26
5	Brandon Huntley-Hatfield	F 15:08	3-7	0-1	2-2	1 7 8	0 3 3	8	0	2	1	3	1
12	JJ Traynor	F 15:08	1-4	0-0	0-1	1 2 1	0 2 1	0	2	1	0	0	20
24	Jae'Lyri Withers	F 16:44	2-7	0-2	1-2	0 2 2	3 3 5	5	2	0	0	0	17
3	El Ellis	G 32:06	6-16	2-7	1-2	0 2 2	2 4 15	3	4	1	0	0	-29
21	Sydney Curry	07:17	0-1	0-0	0-1	0 1 1	1 1 0	0	0	0	0	0	-7
2	Kamari Lands	16:25	0-3	0-1	2-2	0 5 5	1 3 2	0	1	0	0	0	-7
4	Roosevelt Wheeler	15:31	1-2	0-0	3-4	0 4 4	2 2 5	1	0	0	0	0	2
15	Hercy Miller	12:51	0-1	0-0	0-0	0 0 0	2 0 0	0	0	0	0	0	4
23	Alexander Payne	04:35	0-0	0-0	0-0	0 0 0	2 0 0	0	0	0	0	0	-2
0	Devin Re	12:06	2-5	1-3	0-0	0 2 2	0 0 5	0	0	0	0	0	0
11	Fabio Basili	08:31	1-2	1-1	3-4	0 0 0	2 2 6	1	1	1	0	0	3
30	Ashton Myles-Devore	01:15	0-0	0-0	0-0	0 0 0	0 0 0	0	0	0	0	0	1
33	Aidan McCool	01:15	0-0	0-0	0-0	0 0 0	0 0 0	0	0	0	0	0	1
Team						3 0 3							
Totals			19-56	4-16	12-17	7 26 33	19 19 54	6 13 3	3 3 3	-25			

Statistic	National Rank	Conference Rank	Value	National Leader	Value	Conference Leader	Value
Assist/Turnover Ratio (352 ranked)	163	13	1.05	Iowa	1.97	Iowa	1.97
Assists Per Game (352 ranked)	264	13	12.1	Missouri	21.6	Iowa	18.3
Bench Points per game (352 ranked)	299	11	16.00	Sam Houston	43.12	Indiana	32.50
Blocks Per Game (352 ranked)	91	6	4.1	Auburn	8.2	Michigan	6.1
Effective FG pct (352 ranked)	46	5	0.556	Arizona	0.599	Indiana	0.589
Fastbreak Points (352 ranked)	112	4	11.88	High Point	24.33	Iowa	17.62
Field Goal Percentage (352 ranked)	34	2	49.3	Arizona	55.2	Indiana	52.1
Field Goal Percentage Defense (352 ranked)	52	6	39.2	Houston	30.8	Northwestern	35.4
Fouls Per Game (352 ranked)	89	8	15.5	Notre Dame	10.5	Nebraska	11.6
Free Throw Attempts Per Game (352 ranked)	42	3	21.9	Denver	29.3	Iowa	24.4
Free Throw Percentage (352 ranked)	110	8	72.6	Miami (OH)	82.9	Ohio St.	79.1
Free Throws Made Per Game (352 ranked)	40	3	15.9	Denver	20.7	Iowa	18.0
Rebound Margin (352 ranked)	53	4	6.4	UMass Lowell	16.0	Purdue	12.4
Rebounds (Defensive) Per Game (352 ranked)	118	10	26.50	Alabama	33.50	Purdue	30.00
Rebounds (Offensive) Per Game (352 ranked)	114	6	11.50	Alabama	16.75	Rutgers	14.75
Rebounds Per Game (352 ranked)	87	6	38.00	Alabama	50.25	Purdue	42.38
Scoring Defense (352 ranked)	36	6	61.0	Houston	48.0	Rutgers	54.1
Scoring Margin (352 ranked)	13	3	19.8	Sam Houston	29.2	Indiana	21.8
Scoring Offense (352 ranked)	46	4	80.8	James Madison	93.3	Iowa	86.4
Steals Per Game (351 ranked)	221	7	6.2	Missouri	14.1	Rutgers	10.9
Three Point Attempts Per Game (352 ranked)	156	7	22.5	Oral Roberts	32.6	Penn St.	30.0
Three Point Percentage (352 ranked)	230	10	32.8	Western Ky.	46.0	Penn St.	40.4
Three Point Percentage Defense (352 ranked)	14	3	26.0	Rutgers	20.6	Rutgers	20.6
Three Pointers Per Game (351 ranked)	185	8	7.4	Penn St.	12.1	Penn St.	12.1
Turnover Margin (206 ranked)	97	7	2.1	Missouri	9.6	Rutgers	5.6
Turnovers Forced Per Game (352 ranked)	177	7	13.62	UNLV	21.88	Rutgers	18.00
Turnovers Per Game (352 ranked)	57	8	11.5	Notre Dame	8.9	Michigan	9.2
Winning Percentage (349 ranked)	1	1	100.0	12 teams tied	100.0	Maryland Purdue	100.0 100.0

0	<div>  <div> <b>DON CAREY</b>            G • 6-5 • 187 • Gr. • Upper Marlboro, MD (Frederick Douglass/Georgetown)            GP/GS PPG RPG APG FG% 3FG% FT%            2022-23 8-8 7.9 2.6 0.7 .317 .245 .813            Career 124-116 10.3 3.3 2.6 .416 .379 .854            Career Highs Pts: 24 3FG: 5 Reb: 9 Ast: 12 Stl: 4 Blk: 2 Min: 53         </div> </div>	<div>  <div> <b>KEVIN WILLARD</b>            Head Coach • Pittsburgh '97            Years at Maryland: 1st / 16th Overall            Career Record/at UMD: 278-210 (.564) / 8-0 (.000)         </div> </div>	<b>STREAKS &amp; NOTABLES</b> 59-18 - Maryland's record in December dating back to 2010-11 +163 - Hakim Hart's +/- rating in the first 8 games - best among all Terps; Donta Scott 2nd at +155 61.0 - average points allowed this season; 41st nationally, 7th B1G 52 - games in a row won when scoring 100+ 51 - since 2010-11, Maryland has allowed 51-or-fewer points in 32 games including two this season 39.2 - opponent shooting % for the year; 60th nationally 34 - games in a row won when scoring 90+ 20+ - first season for 4 straight 20-point wins since 2009-10 17.3 - average points off turnovers through eight games (13.5 forced turnovers per game) 17th - Donta Scott is the 17th Terp since 1995 to reach 1,000 points/500 rebounds for a career 15 - 1st half points scored by Western Carolina; fewest first half points allowed since giving up 14 at Michigan State (2014) and fewest at XFinity since 13 for Delaware State (2005) 13 - games won in a row when leading at half 10 - games won in a row when hold opponent under 40% shooting 8-0 - Kevin Willard is the first coach in Maryland history to begin his career with a 6-0 record; also 1st coach in Big Ten history win first 7 games by 15+ points 1st - Kevin Willard is the first coach in program history to lead the Terps to a national ranking in their first season at the helm 0 - three pointers allowed against Niagara - the only team to not allow a three on the opening night of the season; first time since 2017 to not give up a three pointer (vs. St. Bonaventure).
1	<div>  <div> <b>JAHMIR YOUNG</b>            G • 6-1 • 185 • Gr. • Upper Marlboro, MD (DeMatha Catholic/Charlotte)            GP/GS PPG RPG APG FG% 3FG% FT%            2022-23 8-8 15.1 4.8 3.5 .443 .276 .871            Career 93-93 16.6 5.3 3.2 .443 .345 .833            Career Highs Pts: 30 3FG: 4 Reb: 12 Ast: 9 Stl: 3 Blk: 3 Min: 39         </div> </div>	<div>  <div> <b>TONY SKINN</b>            Assistant Coach            George Mason '06            First Year at Maryland         </div> </div>	
2	<div>  <div> <b>JAHARI LONG</b>            G • 6-5 • 200 • Jr. • Houston, TX (Episcopal/Seton Hall)            GP/GS PPG RPG APG FG% 3FG% FT%            2022-23 8-0 3.3 0.9 2.3 .474 .500 .500            Career 32-2 1.5 0.7 1.0 .356 .316 .611            Career Highs Pts: 6 3FG: 1 Reb: 3 Ast: 6 Stl: 2 Blk: 0 Min: 24         </div> </div>	<div>  <div> <b>DAVID COX</b>            Assistant Coach            William &amp; Mary '95            First Year at Maryland         </div> </div>	
10	<div>  <div> <b>JULIAN REESE</b>            F • 6-9 • 230 • So. • Baltimore, MD (St. Frances Academy)            GP/GS PPG RPG BPG FG% 3FG% FT%            2022-23 8-8 12.6 7.8 1.2 .769 .000 .525            Career 40-9 16.6 10.3 1.5 .769 .000 .525            Career Highs Pts: 24 3FG: 2 Reb: 12 Ast: 3 Stl: 3 Blk: 4 Min: 26         </div> </div>	<div>  <div> <b>GRANT BILLMEIER</b>            Assistant Coach            Seton Hall '07            First Year at Maryland         </div> </div>	
11	<div>  <div> <b>NOAH BATCHELOR</b>            G/F • 6-6 • 185 • Fr. • Frederick, MD (Glenelg Country School/IMG Academy)            GP/GS PPG RPG BPG FG% 3FG% FT%            2022-23 7-0 2.3 1.7 0.1 .333 .308 .400            Career 7-0 2.3 1.7 0.1 .333 .308 .400            Career Highs Pts: 4 3FG: 1 Reb: 4 Ast: 1 Stl: 1 Blk: 1 Min: 14         </div> </div>	<div>  <div> <b>GREG MANNING JR.</b>            Director of Basketball Operations            Loyola '08            Fifth Year at Maryland         </div> </div>	
12	<div>  <div> <b>PAVLO DZIUBA</b> 🇵🇱 <b>pah-vlo zoo-bu</b>            F • 6-8 • 235 • Jr. • Kyiv, Ukraine (Basquet/Arizona State)            GP/GS PPG RPG BPG FG% 3FG% FT%            2022-23 2-0 0.0 0.0 0.0 .000 .000 .000            Career 18-0 0.3 0.3 0.1 .500 .500 .500            Career Highs Pts: 3 3FG: 1 Reb: 2 Ast: 0 Stl: 1 Blk: 1 Min: 14         </div> </div>	<div>  <div> <b>CHARLIE BUTLER</b>            Coordinator of Basketball Operations            Seton Hall '15            First Year at Maryland         </div> </div>	
13	<div>  <div> <b>HAKIM HART</b> 🇰🇪 <b>ha-keem</b>            G • 6-8 • 205 • Sr. • Philadelphia, PA (Roman Catholic)            GP/GS PPG RPG APG FG% 3FG% FT%            2022-23 8-8 13.8 4.9 2.1 .603 .519 .870            Career 89-58 7.5 3.1 1.5 .487 .331 .812            Career Highs Pts: 32 3FG: 5 Reb: 8 Ast: 6 Stl: 5 Blk: 3 Min: 48         </div> </div>	<div>  <div> <b>TEVON SADLER</b>            Director of Player Personnel            Nicholls '18            First Year at Maryland         </div> </div>	
15	<div>  <div> <b>PATRICK EMILIEN</b> 🇰🇪 <b>eh-million</b>            F • 6-7 • 210 • Gr. • Toronto, Ontario (JPCI/Western Michigan/St. Francis (N.Y.))            GP/GS PPG RPG BPG FG% 3FG% FT%            2022-23 7-0 2.3 3.4 1.2 .455 .000 .545            Career 113-43 5.8 3.8 0.5 .431 .277 .620            Career Highs Pts: 23 3FG: 3 Reb: 12 Ast: 4 Stl: 3 Blk: 3 Min: 40         </div> </div>	<div>  <div> <b>BRENTON PETTY</b>            Video Coordinator            Fordham '18            Second Year at Maryland         </div> </div>	
20	<div>  <div> <b>IKE CORNISH</b>            G/F • 6-6 • 190 • R-Fr. • Baltimore, MD (Legacy Charter)            GP/GS PPG RPG BPG FG% 3FG% FT%            2022-23 6-0 2.2 0.5 0 .444 .200 1.000            Career 6-0 2.2 0.5 0 .444 .200 1.000            Career Highs Pts: 9 3FG: 1 Reb: 2 Ast: 0 Stl: 0 Blk: 0 Min: 13         </div> </div>	<div>  <div> <b>CHRIS ROBINSON</b>            Assistant Coordinator            Maryland '19            Sixth Year at Maryland         </div> </div>	
23	<div>  <div> <b>IAN MARTINEZ</b>            G • 6-3 • 185 • Jr. • Heredia, Costa Rica (JSerra Catholic/Utah)            GP/GS PPG RPG SPG FG% 3FG% FT%            2022-23 8-0 6.9 2.8 1.0 .422 .250 .765            Career 61-1 4.3 1.9 0.7 .418 .288 .778            Career Highs Pts: 18 3FG: 2 Reb: 6 Ast: 4 Stl: 5 Blk: 2 Min: 30         </div> </div>	<div>  <div> <b>KYLE TARP</b>            Director of Basketball Performance            UC Davis '06            13th Year at Maryland         </div> </div>	
24	<div>  <div> <b>DONTA SCOTT</b> 🇰🇪 <b>Don-tay</b>            F • 6-8 • 205 • Sr. • Philadelphia, PA (Imhotep Charter)            GP/GS PPG RPG BPG FG% 3FG% FT%            2022-23 8-8 15.4 6.0 1.0 .495 .394 .889            Career 102-87 10.3 5.3 0.7 .458 .352 .761            Career Highs Pts: 25 3FG: 5 Reb: 12 Ast: 8 Stl: 4 Blk: 3 Min: 39         </div> </div>	<div> <b>NO. 13 MARYLAND TERRAPINS</b>            2022-23 Record: 8-0 (0-0 B1G)            Head Coach: Kevin Willard (Pittsburgh '97)            Years / Record at UMD: 1st / 8-0 (1.000)            Overall Years / Record: 16th / 278-210 (.570)            Top Scorer: Scott / 15.4 ppg / 123 pts            Top Rebounder: Reese / 7.8 rpg / 62 rebs            Top Assists: Young / 3.3 apg / 26 ast            Top Blocks: Reese / 1.3 bpg / 10 blocks         </div>	
31	<div>  <div> <b>ARNAUD REVAZ</b> 🇨🇭 <b>Ar-no REE-vahz</b>            F • 6-10 • 230 • Jr. • Sion, Switzerland (Bourgen-Brasse Academie)            GP/GS PPG RPG BPG FG% 3FG% FT%            2022-23 3-0 0.0 0.7 0.0 .000 .000 .000            Career 10-0 0.3 0.8 0.0 .333 .000 .500            Career Highs Pts: 2 3FG: 0 Reb: 3 Ast: 1 Stl: 0 Blk: 0 Min: 8         </div> </div>	<div> <b>RV WISCONSIN BADGERS</b>            2022-23 Record: 6-2 (0-0 B1G)            Head Coach: Greg Gard (UW-Platteville '95)            Years / Record at Wisconsin: 8th / 150-80 (.597)            Overall Years / Record: Same            Top Scorer: Wahl / 14.5 ppg / 116 pts            Top Rebounder: Wahl / 7.1 rpg / 57 reb            Top Assists: Crowl / 3.0 apg / 24 ast            Top Blocks: Crowl / 1.1 bpg / 9 blocks         </div>	
32	<div>  <div> <b>BRETT KARKUS</b>            G • 6-4 • 185 • So. • Hewlett, NY (Berkshire School)            GP/GS PPG RPG BPG FG% 3FG% FT%            2022-23 1-0 0.0 0.0 0.0 .000 .000 .000            Career 3-0 0.0 0.0 0.0 .000 .000 .000            Career Highs Pts: 0 3FG: 0 Reb: 0 Ast: 0 Stl: 0 Blk: 0 Min: 2         </div> </div>	<div> <b>SERIES</b>            Overall Record Wisconsin leads 12-7            Home / Away / Neutral 4-4 / 2-5 / 1-3            Willard vs. Wisconsin 0-1            Current Streak Wisconsin won 2            Last Meeting 1/9/22 - L, 70-69            Longest Maryland Streak Won 2            Longest Wisconsin Streak Won 3            Largest Maryland Win 3/17/02 - 87-57 (+30)            Largest Wisconsin Win 2/13/16 - 70-57 (+13)         </div>	
35	<div>  <div> <b>CAELUM SWANTON-RODGER</b> 🇨🇦 <b>CAL-um</b>            C • 6-11 • 220 • Fr. • Calgary, Alberta (Edge School)            GP/GS PPG RPG BPG FG% 3FG% FT%            2022-23 7-0 0.3 0.3 0.0 1.000 0 0            Career 7-0 0.3 0.3 0.0 1.000 0 0            Career Highs Pts: 2 3FG: 0 Reb: 1 Ast: 0 Stl: 0 Blk: 0 Min: 4         </div> </div>	<div> <b>TERPS NEXT 10 GAMES</b>            12/11 vs. #22/11 Tennessee (FS1) 4:30 PM            12/14 #8/7 UCLA (FS1) 9 PM            12/22 SAINT PETER'S (BTN) 6:30 PM            12/29 UMBC (ESPN) 7 PM            1/1 at #20/22 Michigan* 4:30 PM            1/5 at Rutgers* 6:30 PM            1/8 OHIO STATE (ESPN NETWORK) 1/3 PM            1/15 at Iowa (BTN) 2:15/4 PM            1/19 MICHIGAN* (ESPN/2) 7 PM            1/22 at #5 Purdue (FS1) 1/2 PM         </div>	