

# LEHIGH

## MEN'S BASKETBALL GAME NOTES - GAME 9

### 2022-23 SCHEDULE

<b>November</b>		
7	at Syracuse	L 90-72
10	at Virginia Tech	L 78-52
13	<b>MISERICORDIA #</b>	<b>W 97-58</b>
16	<b>MARIST</b>	<b>W 64-54</b>
21	at SAINT FRANCIS (Pa.)	W 82-76
27	<b>MONMOUTH</b>	<b>W 80-76</b>
30	at Maryland Eastern Shore	L 64-60

<b>December</b>		
3	<b>UMBC</b>	<b>L 88-62</b>
15	at Wisconsin	6 p.m. CT / 7 p.m. ET
17	<b>ST. ELIZABETH</b>	<b>7 p.m.</b>
20	at Cornell	5 p.m.
30	at Army West Point*	6 p.m.

<b>January</b>		
2	<b>COLGATE*</b>	<b>7 p.m.</b>
5	at Bucknell*	7 p.m.
8	at Navy*	2 p.m.
11	<b>HOLY CROSS*</b>	<b>7 p.m.</b>
14	<b>AMERICAN*</b>	<b>2 p.m.</b>
16	at Loyola*	7 p.m.
21	<b>LAFAYETTE*</b>	<b>7 p.m.</b>
25	at Holy Cross*	6 p.m.
29	<b>BOSTON UNIVERSITY*</b>	<b>12 p.m.</b>

<b>February</b>		
1	<b>NAVY*</b>	<b>7 p.m.</b>
4	at Lafayette*	1 p.m.
8	at Colgate*	7 p.m.
11	<b>LOYOLA*</b>	<b>7 p.m.</b>
15	<b>NAVY*</b>	<b>7 p.m.</b>
18	at American*	2 p.m.
22	<b>BUCKNELL*</b>	<b>7 p.m.</b>
25	at Boston University*	1 p.m.
28	Patriot League Tournament First Round	TBA

<b>March</b>		
2	Patriot League Quarterfinals	TBA
5	Patriot League Semifinals	TBA
8	Patriot League Championship Game	TBA

Home team in **BOLD CAPS**

# Game at Lehigh-Turner Arena in Grace Hall

\*Patriot League game

### SPORTS COMMUNICATIONS

Contact ..... L.J. Smith  
Office ..... (610) 758-6631  
Cell ..... (484) 484-3379  
E-mail ..... ljs222@lehigh.edu  
Press Row ..... (610) 758-4903/4933

### MBB SOCIAL MEDIA

Website ..... LehighSports.com  
Facebook ..... Facebook.com/LehighMensBasketball  
Twitter ..... @LehighMBB  
Instagram ..... @Lehigh\_Mens\_Basketball



**Champions**  
**1997, 2009, 2010**

### LEHIGH MOUNTAIN HAWKS (4-4 OVERALL, 0-0 PATRIOT LEAGUE) AT WISCONSIN BADGERS (8-2 OVERALL, 2-0 BIG TEN)



Thursday, December 15, 2022 - 6 p.m. CST

Kohl Center (17,287) - Madison, Wis.

TV: Big Ten Network

PXP: Jeff Levering | Analyst: Brian Butch

Radio: Fox Sports 94.7 FM and 1230 AM

PxP: Tom Fallon



### MOUNTAIN HAWKS TRAVEL TO THE MIDWEST FOR A MATCHUP AGAINST WISCONSIN

The Lehigh men's basketball squad makes it's first trip to Madison in program history to face-off with the Wisconsin Badgers. The Mountain Hawks are entering after back-to-back losses while Wisconsin is riding a three-game winning streak and returns to the Kohl Center after an overtime win over the Hawkeyes on Sunday.

Lehigh (4-4) enters the night coming off its second straight loss, an 88-62 loss to UMBC inside Stabler Arena for their first home loss of the season. Sophomore Tyler Whitney-Sidney, a Patriot League Honorable Mention, led a trio of Mountain Hawks that recorded double-figures with a career-high 23 points and team-high four steals. He went 7-for-14 from the field and 6-for-7 at the free throw line and added four rebounds and an assist. A couple of seniors in Evan Taylor and Jake Betlow joined Whitney-Sidney in double-digit scoring, with Taylor leading the squad with six boards and added two assists while Betlow scored a career-best 15 points on five three-pointers and swiped a steal and a rebound.

Three Mountain Hawks are averaging double-figures after eight games this season, led Taylor with 13.5 points per game and tied for first with 5.5 rebounds per outing. Whitney-Sidney has scored in double-digits the last four games and now is scoring 13.7 points per outing, and a team-leading 18 steals and 5.0 rebounds. while Higgins Jr. follows with 11.6 points and 2.6 assists per game.

Wisconsin (8-2, 2-0 BIG) is coming off a pair of Big Ten wins over No. 13 Maryland (64-59) and Iowa (78-75, OT). The Badgers have three individuals scoring at least ten points, led by Tyler Wahl who is averaging 14.6 points and 6.9 rebounds per contests. Chucky Hepburn is scoring 12.4 points per outing and leads the team with 22 three-pointers and 20 steals while Connor Essegian is at a clip of 10.4 points per game. Steven Crowl leads the Badgers with 34 assists and 10 blocks.

### PROBABLE STARTERS



**5 TAYLOR**  
Sr. | G | 6-6

PPG 13.5  
RPG 5.5  
FG% 43.8%  
3FG% 44.1%  
APG 1.0



**13 HIGGINS JR**  
So. | G | 6-4

PPG 11.6  
RPG 3.4  
FG% 41.3%  
3FG% 35.6%  
APG 2.6



**22 WHITNEY-SIDNEY**  
So. | G | 6-2

PPG 13.1  
RPG 5.0  
FG% 46.0%  
3FG% 47.4%  
APG 1.75



**32 ADIASSA**  
Fr. | C | 6-11

PPG 1.4  
RPG 3.3  
FG% 28.6%  
3FG% 0.0%  
APG 0.1



**35 PAROLIN**  
Jr. | F/C | 6-9

PPG 5.8  
RPG 2.0  
FG% 43.9%  
3FG% 0.0%  
APG 0.4

# NUMERICAL ROSTER

No.	Name	Yr.	Pos.	Ht.	Wt.	Hometown/High School	Major
0	Jakob Alamudun	Sr.	F	6-6	230	Huntington Beach, Calif./Marina High School	History
2	Jake Betlow	Sr.	G	6-2	185	Mendham, N.J./St. Benedict's	Finance
4	Reed Fenton	Sr.	G	6-4	185	Latrobe, Pa./Greater Latrobe High School	Chemical Engineering
5	Evan Taylor	Sr.	G	6-6	205	Glen Ellyn, Ill./Glenbard West High School	Sociology
11	Brendan Reed	Fy.	G	5-11	175	Bethlehem, Pa./Allentown Central Catholic	Engineering
13	Keith Higgins Jr.	So.	G	6-4	195	West Hills, Calif./Chaminade Prep	Arts and Sciences
15	Luke Traina	Sr.	G	6-5	185	Doylestown, Pa./Germantown Academy	Management
20	Jayshen Saigal	Jr.	G	6-2	175	Scarsdale, N.Y./Scarsdale High School	Finance
21	Burke Chebuhar	Jr.	F	6-8	230	Marietta, Ga./The Walker School	Finance
22	Tyler Whitney-Sidney	So.	G	6-2	180	Somerville, Mass./Brooks School	Arts and Sciences
23	Bube Momah	Fy.	F	6-8	235	Unionville, Conn./Brewster Academy	Business
25	Ben Knostman	So.	G	6-5	182	Dayton, Ohio/Tippecanoe High School	Arts and Sciences
32	Henri Adiassa	Fy.	C	6-11	240	Yaoundé, Cameroon/Crossroads School	Arts and Sciences
35	Dominic Parolin	Jr.	F/C	6-9	245	Coquitlam, B.C./Centennial Secondary School	Mathematics
42	JT Tan	Jr.	C	6-8	280	Redondo Beach, Calif./Rolling Hills Prep	Sociology
44	Tommy Conniff	Fy.	C	6-11	235	Summit, N.J./Oratory Preparatory School	Business
55	Jalin Sinclair	Jr.	G	5-10	182	Manhattan, N.Y./Suffield Academy	Sociology

# COACHING STAFF

**Murray H. Goodman '48 Head Coach:** Brett Reed (Eckerd College '95), 16th Season

**Associate Coach:** Harry Morra (DeSales '04), Eighth Season

**Associate Coach:** Willie Jenkins (Tennessee Tech '05), Second Season

**Assistant Coach:** Sean Hoehn (Sacred Heart '19), First Season

**Director of Basketball Operations:** Zay Jennings (Le Moyne '20), First Season

**Student-Athlete Support & Enrichment Coordinator:** Billy Dunn (Cairn University '93), Sixth Season

# PRONUNCIATION GUIDE

0 - Jakob Alamudun	AL-ah-MOO (like a cow) - doon (like noon)
2 - Jake Betlow	BET-low
20 - Jayshen Saigal	JAY-shen SIGH-gull
23 - Bube Momah	Boo-bay Moh-muh
25 - Ben Knostman	Ka-KNOWST-man
32 - Henri Adiassa	Ahn-ree Ah-dee-ah-sah
35 - Dominic Parolin	Pair-OH-lin
44 - Tommy Conniff	CON-if
55 - Jalin Sinclair	JAY-lin
AC- Sean Hoehn	Hoe-in

# TV/RADIO ROSTER



**0** Jakob Alamudun  
Sr. - F - 6-6 - 230  
Huntington Beach, Calif.



**2** Jake Betlow  
Sr. - G - 6-2 - 185  
Mendham, N.J.



**4** Reed Fenton  
Sr. - G - 6-4 - 185  
Latrobe, Pa.



**5** Evan Taylor  
Sr. - G - 6-6 - 205  
Glen Ellyn, Ill.



**11** Brendan Reed  
Fy. - G - 5-11 - 175  
Bethlehem, Pa.




**13** Keith Higgins Jr.  
So. - G - 6-4 - 195  
West Hills, Calif.



**15** Luke Traina  
Sr. - G - 6-5 - 185  
Doylestown, Pa.



**20** Jayshen Saigal  
Jr. - G - 6-2 - 175  
Scarsdale, N.Y.



**21** Burke Chebuhar  
Fr. - F - 6-8 - 230  
Marietta, Ga.



**22** Tyler Whitney-Sidney  
So. - G - 6-2 - 180  
Somerville, Mass.



**23** Bube Momah  
Fy. - F - 6-8  
Unionville, Conn.



**25** Ben Knostman  
So. - G - 6-5  
Dayton, Ohio



**32** Henri Adiassa  
Fy. - C - 6-11  
Yaoundé, Cameroon



**35** Dominic Parolin  
Jr. - F/C - 6-9  
Coquitlam, B.C.



**42** JT Tan  
Jr. - C - 6-8 - 280  
Redondo Beach, Calif.



**44** Tommy Conniff  
Fy. - C - 6-11 - 235  
Summit, N.J.



**55** Jalin Sinclair  
Jr. - G - 5-10 - 182  
Manhattan, N.Y.



Dr. Brett Reed  
Head Coach  
16th Season



Harry Morra  
Associate Coach  
Eighth Season



Willie Jenkins  
Associate Coach  
Second Season



Sean Moehn  
Assistant Coach  
First Season



Zay Jennings  
Director of Operations  
First Season

## 2022-23 STATISTICAL LEADERS (NUMBER OF GAMES)

# - Player	10+ Pts	20+ Pts	30+ Pts	10+ Rebs	15+ Rebs	20+ Rebs	5+ Ast	10+ Ast	5+ Steals	5+ Blks	D.D.	Game Leaders		
												Pts	Reb	Ast
0 - Alamudun	2											1		
2 - Betlow	1													
4 - Fenton	2													
5 - Taylor	4	2										2	3	
11 - Reed														
13 - Higgins Jr.	4											2		4
15 - Traina														
20 - Saigal														
21 - Chebuhar														
22 - Whitney-Sidney	4	1										3	1	2
23 - Momah														
25 - Knostman														1
32 - Adiassa														
35 - Parolin	2												1	
42 - Tan													4	1
44 - Conniff														
55 - Sinclair	1						1							3

## WHEN LEHIGH...

Plays at home: .....3-1  
 Plays on the road: .....1-3  
 Plays at neutral sites: .....0-0

Leads at the half: .....4-0  
 Trails at the half: .....0-3  
 Is tied at the half: .....0-1

Goes to overtime: .....0-0

Scores 90 or more points: .....1-0  
 Scores 80-89 points: .....2-0  
 Scores 70-79 points: .....0-1  
 Scores 60-69 points: .....2-1  
 Scores 50-59 points: .....0-1  
 Scores 40-49 points: .....0-0  
 Scores fewer than 40 points: .....0-0

Allows 90 or more points: .....0-1  
 Allows 80-89 points: .....0-1  
 Allows 70-79 points: .....2-1  
 Allows 60-69 points: .....0-1  
 Allows 50-59 points: .....2-0  
 Allows 40-49 points: .....0-0  
 Allows fewer than 40 points: .....0-0

Shoots 50% or more: .....1-0  
 Shoots 40-49%: .....2-1  
 Shoots 30-39%: .....1-3  
 Shoots under 30%: .....0-0

Allows 50% or more: .....0-3  
 Allows 40-49%: .....2-0  
 Allows 30-39%: .....1-1  
 Allows under 30%: .....1-0

Shoots 50% or more 3FG: .....1-0  
 Shoots 40-49% 3FG: .....1-2  
 Shoots 30-39% 3FG: .....0-1  
 Shoots under 30% 3FG: .....2-1

Allows 50% or more 3FG: .....0-1  
 Allows 40-49% 3FG: .....0-1  
 Allows 30-30% 3FG: .....1-1  
 Allows under 30% 3FG: .....3-1

Outrebounds opponents: .....4-1  
 Is outrebounded: .....0-3  
 Ties opponent in rebounding: .....0-0

Commits fewer than 15 turnovers: .....1-2  
 Commits 15 or more turnovers: .....3-2

Forces 15 or more turnovers: .....2-2  
 Forces fewer than 15 turnovers: .....2-2

Commits more turnovers: .....3-4  
 Commits fewer turnovers: .....1-0  
 Tie in turnover: .....0-0

## LEHIGH...

## By Month

November .....4-3  
 December .....0-1  
 January .....0-0  
 February .....0-0

## By Day

Sunday .....2-0  
 Monday .....1-1  
 Tuesday .....0-0  
 Wednesday .....1-1  
 Thursday .....0-1  
 Friday .....0-0  
 Saturday .....0-1

## MID-MAJOR TOP 25

\*December 12, 2022 Poll

Team	Record
1 Gonzaga (31)	7-3
2 Charleston	10-1
3 Saint Mary's	8-3
4 Kent State	7-2
5 Drake	8-2
6 Louisiana	8-1
7 Sam Houston	7-2
8 Iona	6-2
9 Towson	8-3
10 Toledo	7-3
11 Indiana State	9-2
12 Southern Miss.	9-1
13 Yale	8-3
14 Marshall	9-1
15 UC Santa Barbara	6-2
16 UC Irvine	7-3
17 Bryant	8-3
18 Northwestern St.	8-2
19 Furman	7-3
20 Liberty	6-3
21 San Francisco	8-2
22 James Madison	8-3
23 Grand Canyon	7-4
24 Oral Roberts	7-3
25 UMass-Lowell	11-1

OTHERS RECEIVING VOTES: Santa Clara 96, Seattle 81, Queens 55, Princeton 47, Bradley 40, UNC Wilmington 36, High Point 26, Cornell 25, Hofstra 24, Southern Illinois 24, Old Dominion 20, Norfolk State 21, Portland 19, FGCU 18, Grambling 17, Ball State 16, Quinnipiac 15, Belmont 12, BYU 12, Texas State 12, Akron 6, Chattanooga 4, Jacksonville 4, Loyola Marymount 4, Ohio 4, American 1, Purdue Fort Wayne 1.



**ALL-TIME VS. WISCONSIN**

The Mountain Hawks and Badgers are facing off for the first time on Thursday night. Lehigh has wins against a few current Big Ten programs, the most recent win coming over Rutgers (76-71) in 2008. The Mountain Hawks also have wins over Penn State and Maryland, but have gone up against Illinois, Iowa, Michigan State, Minnesota, Nebraska, Northwestern and Purdue in their history.

**SCOUTING THE BADGERS**

Wisconsin is 3-1 inside the Kohl Center this season and is 8-2 overall. The Badgers have lost two games by a combined four points, falling to No. 3 Kansas (69-68) in the second game in "The Battle for Atlantis" and Wake Forrest (78-75) during the B1G/ACC Challenge. Their biggest win of the year came when they defeated No. 13 Maryland (64-59) for their first win in conference play and defeated future conference opponent USC (64-59). Other wins this season came over Marquette, Dayton, Green Bay, Stanford and most recently, a B1G overtime victory over Iowa (78-75).

**BADGERS LAST TIME OUT...**

Tyler Wahl scored seven of his 21 points in overtime and Wisconsin rallied to beat Iowa, 78-75, on the road at Carver-Hawkeye Arena on Sunday night. Wahl sank 9 of 14 shots and added seven rebounds and three assists for the Badgers. Connor Essegian scored 14 with six rebounds. Steven Crowl pitched in with 12 points, six boards and seven assists. Chucky Hepburn contributed 11 points, six rebounds, four assists and four steals. The Badgers improved to 5-1 away from home this season, including a 2-0 record in true road games. UW played its third overtime game of the year, improving to 2-1 in such contests.

**IF LEHIGH BEATS WISCONSIN...**

- Lehigh would win its first game over the Badgers in the program's first meeting
- The Mountain Hawks would get back in the win column and improve to 5-4 overall
- Lehigh would pick up its second road victory of the season
- Wisconsin would fall to 8-3 overall

**TRIO PRODUCED 85% OF POINTS VS UMBC**

Sophomore Tyler Whitney-Sidney and senior Jake Betlow boasted career-highs in the Mountain Hawks last outing, with Whitney-Sidney scoring 25 points and Betlow draining five three-pointers for his 15 points. Senior Evan Taylor also contributed 15 points, which tallied for 53 of the 62 points Lehigh scored in the game against UMBC two Saturdays ago.

**WHITNEY-SIDNEY SELECTED AS PATRIOT LEAGUE HONORABLE MENTION**

Whitney-Sidney was the leading scorer in both of Lehigh's last two games, including a new career-high in points with 23 points vs. UMBC. He recorded 40 points, 13 rebounds, five steals and three assists for the Mountain Hawks, shooting 50.0 percent from the floor, 66.7 percent beyond the three-point line and 92.3 percent at the foul line.

Whitney-Sidney tallied 17 points, nine rebounds and four steals, which were team highs, to go with two assists and a steal on the road at Maryland Eastern Shore. He was also a perfect 6-for-6 at the foul line. Whitney-Sidney followed it up with a career-best 23 points, four rebounds and team-leading four steals.

**DR. BRETT REED EARNS 250TH CAREER VICTORY**

Lehigh head men's basketball coach, Dr. Brett Reed, recorded his 250th win of his career on Sunday, Nov. 27, inside Stabler Arena when his squad defeated Monmouth 80-76. Reed is the winningest men's basketball coach in Lehigh history and sits second all-time in the Patriot League in coaching victories.

**THREE IN DOUBLE-FIGURES**

Senior Evan Taylor and sophomores Keith Higgins Jr. and Tyler Whitney-Sidney are averaging 11+ points for the Mountain Hawks. Taylor is averaging 13.5 points per game with a season high 25 points coming against Monmouth. Whitney-Sidney scored a career-best 23 points versus UMBC to put him at 13.1 points per

**2022-23 LEHIGH QUICK FACTS****GENERAL INFORMATION**

Location.....	Bethlehem, Pa.
Founded.....	1865 by Asa Packer
Undergraduate Enrollment.....	5,451
President.....	Joseph J. Helble
Murray H. Goodman Dean of Athletics.....	Joe Sterrett
Athletic Department Phone.....	(610) 758-4300
Historical Nickname.....	Mountain Hawks
Mascot.....	Mountain Hawk (Clutch)
Colors.....	Brown and White
Home Arena.....	Stabler Arena (5,600)
National Affiliation.....	NCAA Division I
Conference.....	Patriot League



**2022-23 TEAM INFORMATION**

2022-23 Record.....	4-4
2022-23 Patriot League Record.....	0-0
Players Returning/Lost.....	13/3
Starters Returning/Lost.....	1/2
Newcomers.....	4
Fy. / So. / Jr. / Sr.....	4 / 3 / 5 / 5

**MEDIA RELATIONS**

Men's Basketball Contact.....	L.J. Smith
Email.....	ljs222@lehigh.edu
Office Phone.....	(610) 758-6631
Cell Phone.....	(484) 484-3379
Press Row Phone.....	(610) 758-4903/4933
Website.....	www.lehighsports.com
Mailing Address.....	641 Taylor St. Bethlehem, Pa. 18015

**STATISTICS COMPARISON**

		
Scoring Offense.....	71.1	67.3
Scoring Defense.....	73.0	61.3
Scoring Margin.....	-1.9	+6.0
Field Goal Pct.....	.419	.413
Field Goal Pct. Defense.....	.442	.407
Free Throw Pct.....	.716	.705
3FG Made Per Game.....	8.3	8.4
3FG Pct.....	.361	.361
3FG Pct. Defense.....	.308	.288
Rebounding.....	36.9	33.8
Rebounding Allowed.....	36.8	36.6
Rebounding Margin.....	+0.1	-2.8
Assists Per Game.....	14.1	12.7
Steals Per Game.....	7.0	8.2
Turnovers Per Game.....	14.8	10.3

**SCORE BY PERIOD**

	1	2		Total
LEHIGH	250	319		569
OPPONENTS	266	318		584
	1	2	OT	Total
WISCONSIN	314	326	33	673
OPPONENTS	267	318	28	613

## WISCONSIN SERIES HISTORY

Overall:	Tied, 0-0
Last Meeting:	N/A
Last Result:	N/A
Current Streak:	N/A
Last 10:	0-0

Last 10 meetings:

## LAST MEETING NOTABLES

## LAST MEETING

The Mountain Hawks and Badgers are facing off for the first time on Thursday night. Lehigh has wins against a few current Big Ten programs, the most recent win coming over Rutgers (76-71) in 2008. The Mountain Hawks also have wins over Penn State and Maryland, but have gone up against Illinois, Iowa, Michigan State, Minnesota, Nebraska, Northwestern and Purdue in their history.

## LEHIGH LAST TIME OUT

BETHLEHEM, Pa. (12/3/22) - The Lehigh men's basketball squad dropped its second straight contest and was handed their first home loss of the season in an 88-62 decision to UMBC in Stabler arena Saturday afternoon. Three Mountain Hawks finished in double-figures in points, led by Tyler Whitney-Sidney, who recorded a career-high of 23 points going from the field, beyond the three-point line and at the foul line. Whitney-Sidney also led the team in steals with four, to go with one assist and four rebounds. This was his fourth straight game scoring in double-digits. Jake Betlow and Evan Taylor both contributed 15 points in the game. Betlow's 15 points established a career-high as he drained five three-pointers for the Brown and White.

game. Higgins Jr. has reached double-digits four times this year and has scored nine points on three difference occasions for his 11.6 points per outing.

## TAYLOR AND FENTON NAMED CO-CAPTAINS

Prior to the season-opener head coach Brett Reed announced that seniors Reed Fenton (Latrobe, Pa.) and Evan Taylor (Glen Ellyn, Ill.) will serve as captains for the 2022-23 season.

"I am pleased to announce that Reed and Evan have established themselves as captains for the upcoming season," commented Reed. "Both of them exemplify what it takes to be leaders for our team and have been effective mentors and uphold the standards of our program. I have a great deal of confidence that they will fill this important roll effectively."

Taylor was recognized as a Preseason All-Patriot League Team, coming off a season where he earned third team all-league honors. The Mountain Hawks' leading returning scorer averaged 13.0 points per contest last season and tied for 13th in the Patriot League. He also averaged team-highs of 5.8 rebounds per game and 1.0 block per contest. Taylor was also named to the National Association of Basketball Coaches (NABC) Honors Court and Academic All-Patriot League Team.

Fenton, a former Patriot League All-Rookie Team honoree, played in 29 of 32 contests and made seven starts a season ago. He contributed 4.0 points per game and shot 36 percent from the floor. Fenton contributed 35 assists, 17 steals, knocked down 17 three-pointers and shot 75 percent from the free throw line.

## COACH REED PUTTING UP THE W'S

Head coach Brett Reed reached 100-career Patriot League (regular season) wins three seasons ago, becoming just the fourth coach in league history to reach that plateau. Below is the list. Reed tied Jeff Jones of American coach for fastest to reach 100 PL wins in terms of number of seasons (11th season for both Reed and Jones). However, for both Flannery and Jones, it took fewer games to reach 100.

Here is where Reed stands among Patriot League laurels for total wins and Patriot League victories. Reed's 200th win came during a 78-72 home-opening win over Marist on Nov. 13, 2018. He tied Jones for third place with a home win over Saint Francis (Pa.) (Dec. 22) and overtook Jones with an 86-83 victory over Lafayette (Jan. 2) in Stabler Arena. With the thrilling overtime win at Lafayette on Jan. 30, 2019, Reed moved past Jones all alone into third place for Patriot League victories. Reed recently captured his 250th victory with an 80-76 win over Monmouth (11/27/22).

## Most Patriot League Games Won (Regular Season)

184 Fran O'Hanlon, Lafayette (1995-2022)

## 135 Brett Reed, Lehigh (2007-present)

125 Pat Flannery, Bucknell (1994-08)

108 Matt Langel, Colgate (2011-present)

108 Jeff Jones, American (2001-13)

95 Ralph Willard, Holy Cross (1999-09)

## ALL-TIME SCORING LEADERS

1.	2,703	Daren Queenan	1985-88
2.	2,361	C.J. McCollum	2009-13
3.	2,043	Tim Kempton	2013-17
4.	1,969	Mike Polaha	1984-88
5.	1,841	Bob Krizansky	1988-92
6.	1,791	Dozie Mbonu	1988-92
7.	1,762	Jose Olivero	2003-07
8.	1,742	Brett Eppehimer	1995-99
9.	1,578	Rashawne Glenn	1992-96
10.	1,526	Gabe Knutson	2009-13
11.	1,524	Matt Logie	1999-03
12.	1,514	Marquis Hall	2006-10
13.	1,453	Austin Price	2013-17
14.	1,418	Chuck Penn	1988-93
15.	1,417	Kyle Leufroy	2015-19
16.	1,368	Kahron Ross	2014-18
17.	1,350	Joe Knight#	2004-06
18.	1,327	Mackey McKnight	2010-14
19.	1,316	Bill Griffin	1976-79
20.	1,311	Charlie Brown	1974-77
21.	1,278	Jordan Cohen	2016-20
22.	1,260	Zahir Carrington	2006-10
23.	1,242	Bob Fortune	1968-70
24.	1,231	Norm Brandl	1959-62
25.	1,230	Austen Rowland*	2003-04
26.	1,145	Fred Ketcho	1980-83
27.	1,139	Jared Hess	1996-00
28.	1,114	Lance Tejada\$	2014-19
29.	1,104	Jeff Vandemark	1977-80
30.	1,099	Johnny Waters	1969-71
31.	1,084	Hank Wisniewski	1971-73
32.	1,072	Ray Green:	1975-78
33.	1,068	Bill Cheslock	1985-88
34.	1,058	Charles Blue	1979-82
35.	1,054	Ed Cahn	1952-55
36.	1,032	Jason Fichter	1991-95
37.	1,021	Mike O'Hara	1987-91
38.	1,013	Holden Greiner	2009-13

#Played first two seasons at High Point

\*Played first three seasons at Delaware

\$Played first two seasons at East Carolina

## PATRIOT LEAGUE ON ESPN+

Every home contest, and every Patriot League game (except any on CBS Sports Network) can be seen live on ESPN+.

## CBS SPORTS NETWORK

Lehigh's away game at Loyola (Md.) on Monday, Jan. 16 and the Mountain Hawks home game against Boston University on Sunday, Jan. 29 is scheduled to air on CBS Sports Network, as part of the Patriot League's television package.

## LEHIGH ON THE AIRWAVES

At least 11 games this season can also be heard on Lehigh Valley FOX Sports (1230 AM, 94.7 FM) with Tom Fallon on play-by-play and Greg Falkenbach '72 set to do color for several home games.

## LOCAL AIR TIME

The Lehigh men's basketball program will make appearances on Service Electri Network (Lehigh Valley) this season.

## AROUND THE PATRIOT LEAGUE

PATRIOT LEAGUE  
STANDINGS (12/14/22)

School	Overall			Patriot League		
	W	L	Pct.	W	L	Pct.
American	8	2	-	0	0	-
Bucknell	6	4	-	0	0	-
Navy	6	4	-	0	0	-
Boston University	7	5	-	0	0	-
Lehigh	4	4	-	0	0	-
Colgate	6	6	-	0	0	-
Army West Point	5	6	-	0	0	-
Loyola (Md.)	4	8	-	0	0	-
Holy Cross	3	8	-	0	0	-
Lafayette	1	11	-	0	0	-

## UPCOMING SCHEDULE

## Thursday, December 15

Lehigh at Wisconsin.....6:00 CT/ 7:00 ET

## Saturday, December 17

St. Elizabeth at Lehigh .....7:00

## Sunday, December 18

Washington (Md.) at Navy .....12:00

Army West Point at Stony Brook .....1:00

Merrimack at Bucknell .....2:00

## Monday, December 19

Holy Cross at New Hampshire .....7:00

## Tuesday, December 20

Lehigh at Cornell .....5:00

Army West Point at Central Conn. State .....7:00

## Most Games Won, All Games as PL Coach

362 Fran O'Hanlon, Lafayette (1995-2022)

## 250 Brett Reed, Lehigh (2007-present)

234 Pat Flannery, Bucknell (1994-08)

205 Jeff Jones, American (2001-13)

192 Ralph Willard, Holy Cross (1999-09)

## MILESTONE WATCH

A number of Lehigh players (and coaches) have recently reached significant career milestones or have milestones within grasp, which were reached or could be reached this season.

Player/Coach	Milestone	Current #	Away
Evan Taylor	1,000 points	869	131
	500 rebounds	436	64
Reed Fenton	500 points	462	38

## REMEMBERING LEHIGH'S WIN OVER DUKE A DECADE LATER

- The 75-70 win on March 16, 2012 will always be a historic moment for not only the program and Lehigh Athletics department, but also the university. It brought together people, past and present, near and far, and was a display of the power of sports.

- A competitive regular season saw the Mountain Hawks earn the No. 2 seed in the Patriot League Tournament and win at top-seeded Bucknell in the championship game - Lehigh's second victory at Bucknell in less than a month. It came against a very strong Bison team that, like Lehigh, featured a future NBA player in Mike Muscala.

- On Selection Sunday, there was not only excitement, but also genuine confidence amongst the players when they heard that Duke was the opponent. There was a ton of respect for the Duke program and that year's team, which was 27-6 and 13-3 in the ACC. But the strength of the Blue Devils was their guards, which was also Lehigh's greatest strength. The Mountain Hawks' backcourt featured future NBA standout C.J. McCollum, along with Mackey McKnight - who finished his Lehigh career with 1,327 points and 574 assists, and went on to play several years professionally overseas.

- Everyone will talk about McCollum's 30 points, rightfully so. It was arguably the day that turned him from a great player with a future playing professionally somewhere, into an NBA lottery pick. Not to be forgotten, though, was his supporting cast, who without, Lehigh would not have won.

## MCCOLLUM IN NEW ORLEANS

- Former Lehigh standout C.J. McCollum is starring in his tenth NBA season, but first full season with the New Orleans Pelicans. He was traded from the Portland Trail Blazers, where he spent the first nine seasons, to the Pelicans on Tuesday, Feb. 8.

- McCollum averaged 20+ points per game each of the previous six years (2015-21) as one of the NBA's most elite scorers.

- This season, McCollum is averaging 17.3 points, 5.7 assists, and 4.9 rebounds per game for the Pelicans.

- On June 27, 2013, McCollum became the first player in school history to be selected in the NBA Draft. He declared for the 2012 draft, but officially withdrew from the NBA Draft on Monday, Apr. 9, 2012 to return to Lehigh for his senior season. McCollum went on to write a piece published on Sporting News' website titled "Why I'm returning to Lehigh for my senior year," citing earning his degree as one of the primary reasons.

## STRONG IN THE CLASSROOM

- The Mountain Hawks take a lot of pride in their academic performance. In the fall, 2020 semester, the team put forth an impressive 3.57 GPA and followed that with a 3.14 GPA in the spring of 2021.

- Last spring, the Mountain Hawks placed five student-athletes onto the Patriot League Academic Honor Roll (for a semester GPA of 3.2+) - Dominic Parolin (3.75, Mathematics), Reed Fenton (3.65, Chemical Engineering), Burke Cheburhar (3.38, Finance), Jalin Sinclair (3.28, Sociology) and graduated senior Jeameril Wilson (3.20, Finance)

- In July, the Mountain Hawks received the NABC Team Academic Excellence Award by the National Association of Basketball Coaches (NABC). Teams with a cumulative GPA of 3.0 or higher during the 2021-22 academic year were recognized.

- In addition, seniors Reed Fenton and Evan Taylor were both named to the NABC Honors Court.

- Taylor was named to the Academic All-Patriot League team in March while Fenton and junior Dominic Parolin earned a spot on the Dean's List this spring semester.

- Parolin was also named the Mountain Hawks' Scholar-Athlete of the Year at the end-of-season banquet.

## UP NEXT...

The Mountain Hawks will return to action on Saturday, Dec. 17 when they host Division III St. Elizabeth. Tip-off is set for 7 p.m. inside of Stabler Arena and will be broadcast on ESPN+.

## 2022-23 WEEKLY AWARDS

## GEICO Player of the Week

11.14 - Walter Whyte, Boston University, Gr., F

11.21 - Tucker Richardson, Colgate, Sr., G

## 11.28 - Evan Taylor, Lehigh, Sr., G

12.5 - Xander Rice, Bucknell, Sr., G

12.12 - Johnny O'Neil, American, Jr., F

## GEICO Rookie of the Week

11.14 - Braeden Smith, Colgate, Fr., G

11.21 - Coleton Benson, Army West Point, Fr., G

11.28 - Geoff Sprouse, American, Fr., G

12.5 - Geoff Sprouse, American, Fr., G

12.12 - Austin Benigni, Navy, Fr., G

## Lehigh Honorable Mentions

12.5 - Tyler Whitney-Sidney, Lehigh, So., G

### THE LAST TIME A LEHIGH TEAM...

#### Scored 100+ points

vs. Saint Francis (Pa.) (12/12/16)  
Lehigh won, 100-67

#### Scored 90+ points

vs. Misericordia (11/13/22)  
Lehigh won, 97-58

#### Scored 80+ points

vs. Monmouth (11/27/22)  
Lehigh won, 80-76

#### Allowed 90+ points

at Syracuse (11/7/22)  
Lehigh lost, 90-72

#### Had five players in double figures

Whitney-Sidney - 19, Taylor - 16, Higgins Jr. - 13,  
Wilson - 12, Lynch - 11  
vs. Army West Point (1/26/22)  
Lehigh won, 84-71

#### Had two players score 15+ points

Whitney-Sidney - 23, Taylor - 15, Betlow - 15  
vs. UMBC (12/3/22)  
Lehigh lost, 88-62

#### Had two players score 20+ points

J. Wilson - 23, Taylor - 20  
vs. Army West Point (3/3/22)  
Lehigh won, 91-77

#### Shot 50% or better from the floor

51.7% (30-58) - at Saint Francis (Pa.) (11/21/22)  
Lehigh won, 82-76

#### Shot 50% or better from three-point range

52.4 (11-21) - vs. Monmouth (11/27/22)  
Lehigh won, 80-76

#### Did not hit a three-pointer

0-for-13 - vs. Columbia (11/23/14)  
Lehigh lost, 54-44

#### Played an overtime game

at Rutgers (11/10/21)  
Lehigh lost, 73-70 (OT)

#### Played a double overtime game

vs. Loyola (1/24/18)  
Lehigh lost, 91-88 (2OT)

#### Recorded 10 steals

13 - vs. Misericordia (11/13/22)  
Lehigh won, 97-58

#### Forced 20 turnovers

20 - vs. Loyola (3/3/20)  
Lehigh won, 78-75

### THE LAST TIME A LEHIGH PLAYER...

#### Recorded a double-double in points and rebounds

14 points, 11 rebounds - Nic Lynch  
at Lafayette (2/26/22)  
Lehigh won, 78-58

#### Recorded a double-double in points and assists

17 points, 10 assists - Kahron Ross  
vs. Bucknell (2/25/15)  
Lehigh won, 84-65

#### Scored 25+ points in a game

25 - Evan Taylor  
vs. Monmouth (11/27/22)  
Lehigh won, 80-76

#### Scored 35+ points in a game

36 - Lance Tejada  
at Holy Cross (1/9/19)  
Lehigh won, 99-94 (OT)

#### Recorded 5 or more steals in a game

5 - Marques Wilson  
at Lafayette (1/3/21)  
Lehigh lost, 82-70

#### Handed out 10 or more assists in a game

10 - Kyle Leufroy  
at Yale (12/5/18)  
Lehigh lost, 97-87

#### Handed out 5 or more assists in a game

5 - Jalin Sinclair  
vs. UMBC (12/3/22)  
Lehigh lost, 88-62

#### Grabbed 10 or more rebounds in a game

11 - Nic Lynch  
at Lafayette (2/26/22)  
Lehigh won, 78-58

#### Blocked 5 or more shots in a game

5 - Jeameril Wilson  
vs. Eastern (12/29/21)  
Lehigh won, 70-63

#### Made 10+ three pointers in a game

10 - Lance Tejada  
at Holy Cross (1/9/19)  
Lehigh won, 99-94 (OT)

#### Made 5+ three-pointers in a game

5 - Jake Betlow  
vs. UMBC (12/3/22)  
Lehigh lost, 88-62

#### Hit a game-winning shot

Marques Wilson - long 3-pointer as buzzer sounded  
vs. Lafayette (1/2/21)  
Lehigh won, 90-89 (OT)





# BRETT REED

## Head Coach - 16th Season

The 2022-23 season is Dr. Brett Reed's 16th as the Murray H. Goodman '48 Head Men's Basketball Coach at Lehigh University. In 16 years on the sideline, Reed has become the winningest coach in Lehigh history and has won nearly 70 percent of his games at Stabler Arena.

During the 2012-13 season, Reed won his 100th career game and became the fastest coach to 100 wins in the history of the Patriot League. The same season, he also became the all-time winningest coach in school history. Early in the 2018-19 season, he reached 200 career victories. Reed is the Patriot League's second longest-tenured coach.

Reed owns a 55.3 career winning percentage, among the best in Patriot League history and second among active coaches. Reed's 233 overall wins, and 125 Patriot League victories, are both third in league history.

Reed has consistently won at Lehigh, eclipsing 20 wins three times in a four-year span from 2009-13, which also included three national postseason appearances. The Mountain Hawks twice won the Patriot League and advanced to the NCAA Tournament while advancing to the College Basketball Invitational in 2013. Lehigh reached back-to-back Patriot League Championship Games in 2016 and 2017, marking the third and fourth times in eight seasons the Mountain Hawks played in the title game. In 2018-19, Reed led Lehigh to 20 victories for the fifth time in 10 years, finishing in the top four of the league standings in nine of the last 10 seasons. Reed's teams have played their best basketball when it matters, posting a 22-2 record in February between 2016 and 2018 (9-0 in 2016, 6-2 in 2017 and 7-0 in 2018). The Mountain Hawks are 27-5 in February from 2016-19, 32-9 from 2016-20 and 65-40 in the month during Reed's head coaching career.

Lehigh has developed plenty of impressive talent in Reed's tenure, led by two-time All-American and Patriot League Player of the Year C.J. McCollum '13 who was selected 10th overall by the Portland Trail Blazers in the 2013 NBA Draft and has developed into an NBA star. McCollum has finished at or near the top 20 in the NBA in scoring each of the last three seasons (23.0 points per game in 2016-17, 21.4 in 2017-18, 21.0 in 2018-19 and 22.2 in 2019-20). Tim Kempton '17 was a two-time Patriot League Player of the Year, who was invited to play for the Milwaukee Bucks in the NBA Summer League following graduation, leading to a professional contract overseas. Reed has recruited at an extremely effective rate, as 19 alumni have signed pro contracts over his first 13 years as head coach.

Reed will be most remembered for the 2011-12 season, when the Mountain Hawks posted a school-record 27 wins, along with the program's third Patriot League Championship (and second in the three years). The highlight was a historic 75-70 NCAA Tournament win over Duke, becoming only the sixth No. 15 seed to ever beat a No. 2 seed and second in the same day (Norfolk State defeated Missouri just hours earlier). McCollum led the way with 30 points as Lehigh never trailed by more than five and was leading for much of the game. Mountain Hawks' largest lead came in the final minute (eight) as the squad always had an answer for the Blue Devils' runs.

That game helped put the Lehigh men's basketball program squarely on the map as over the ensuing days, the Mountain Hawks were featured in an endless number of national media outlets including SportsCenter, ESPN Radio, Fox Sports Radio, Sports Illustrated, USA Today and much more. The Mountain Hawks entered the following season ranked among the mid-major's best teams by numerous outlets. The 2011-12 season also featured a school record for nonleague wins (12), the Mountain Hawks shattered the program's previous wins record of 22 (also set by a Reed-led team). Along the way, Lehigh played tough against power conference foes, including NCAA Tournament No. 1 seed Michigan State when the Mountain Hawks held a 38-35 lead at the half.

The Mountain Hawks earned two more wins against power conference foes during the 2014-15 season as Lehigh took a big step forward in its quest to return to championship contention. The Mountain Hawks' season was highlighted by two wins over power conference opponents DePaul and Arizona State, and a tight loss to eventual No. 1 seed in the NCAA Tournament Villanova. The Mountain Hawks rebounded by winning seven-of-eight games midway through the Patriot League schedule. Late in the season, Lehigh dominated eventual regular season champion Bucknell to clinch a home game in the Patriot League Quarterfinals.

Several individuals took their play to new levels in 2014-15, highlighted by Kempton who was named the league's Player of the Year as just a sophomore. Along with Kempton, freshman Kameron Ross became the Mountain Hawks' fifth Patriot League Rookie of the Year in the previous nine seasons, along with Marquis Hall (2007), Rob Keefer (2008), McCollum (2010) and Kempton (2014). Ross set a single-game record with 14 assists in Lehigh's thrilling win at Arizona State.

Lehigh rebounded from a slow start in 2015-16 winning 11 straight games beginning in early February, tying the program's 90-year school record. The Mountain Hawks surged to the No. 2 seed in the league tournament and went on to host the quarterfinals, semifinals and championship game. It marked the sixth time in seven seasons that Lehigh has played at least one Patriot League Tournament game at home. The Mountain Hawks wrapped up an undefeated February, their first undefeated month since November of 1993. When all was said and done, Lehigh finished the season with a school-record 13 Patriot League victories.

Kempton and Ross were each named first team All-Patriot League, marking the first time in school history Lehigh has featured multiple first team honorees. Ross broke the school's single-season record for assists (194), previously held by Mackey McKnight. Kempton was also named Patriot League Player of the Year for the second straight season, becoming just the third player in league history to earn the honor twice before his senior season. The others were McCollum and Colgate's Adonal Foyle. As a team, Lehigh finished the season 15th nationally in three-point percentage (39.2).

The Mountain Hawks finished the 2016-17 season with a 20-12 record, tied for second in the league standings before defeating Colgate and Boston University in the Patriot League Tournament to reach their second straight title game. Among Lehigh's wins was an 87-73 win at Mississippi State, the program's first-ever victory over the SEC. The Mountain Hawks also defeated eventual Ivy League Champion Princeton as one of four wins over NCAA Tournament teams. Kempton led the league in points (20.4) and rebounds (10.4) and was named a Final Five Finalist for Kareem-Abdul Jabbar National Center of the Year. He also became Lehigh's first-ever participant in the 2017 Reese's® Division I College All-Star Game, going on to score a game-high 21 points.

In 2017-18, Lehigh graduated over 4,000 points and 1,600 rebounds from the previous year, but still found itself near the top of the league standings. The Mountain Hawks won eight straight games to end the regular season tied for third place in the league. Among the victories was a thrilling overtime win over Bucknell in early February, handing the eventual Patriot League Champion its last defeat until the NCAA Tournament. Lehigh finished the season 4-1 in overtime. Ross finished his career as the Lehigh and Patriot League all-time career leader for assists. He was named second team All-Patriot League, becoming the program's first-ever four-time All-League honoree. Ross also became the first student-athlete in program history to finish his career 4-0 at archrival Lafayette. In



one stretch, Lehigh exceeded 50 percent from three-point range in six straight games. The Mountain Hawks had double-digit makes in eight straight and 10-of-11, finishing the year 40.6 percent as a team, good for ninth nationally.

The hot shooting continued in 2018-19 as Lehigh knocked down 42.3 percent of its three-pointers, leading the nation and almost a full percent more than any other team in the country. It also marked a Patriot League record. The Mountain Hawks finished the year 20-11 and 12-6 in league play, their fifth straight season with 10+ Patriot League victories. Lehigh's 7-4 nonleague record was its best since 2011-12. Lance Tejada received All-League recognition for a second straight season, garnering first-team laurels for the first time. The Mountain Hawks did not lose two straight games all season, showing strong resiliency and an ability to bounce back. In the Patriot League Quarterfinals vs. Army, Lehigh came back from a double-figure second-half deficit to advance, marking the Mountain Hawks' third double-figure second-half comeback against the Black Knights of the season. In the Patriot League opener at Holy Cross, Lehigh erased an 18-point deficit to beat the Crusaders in overtime, the largest comeback in Reed's head coaching tenure. Tejada tied the program record for three-pointers with 10 in the victory, tying the mark set by Joe Knight and teammate Pat Andree. Less than a month later, Lehigh went on to erase a 19-point deficit at Army West Point.

The 2019-20 season saw the Mountain Hawks fight through some early struggles, but never quit and finished the season 6-3 over their final nine games. It included wins over three of the four eventual Patriot League semifinal teams, and a home Patriot League Tournament victory over Loyola. It was the 10th time in 11 seasons Lehigh hosted at least one PLT contest.

Another impressive season under Reed came in 2012-13 when the Mountain Hawks finished 21-10 and played in a national postseason tournament for a second straight season and third time in four years. Lehigh began the season 9-2, including an eight-game winning streak capped off by a 90-75 win at North Texas. McCollum went down with a season-ending injury at VCU on Jan. 5, but the Mountain Hawks wouldn't go away quietly. Lehigh posted a 10-4 record in league play to tie for second in the league standings. Reed picked up his 100th career win in style as the Mountain Hawks defeated Fairleigh Dickinson, 102-62. He went on to post his school record-breaking victory in a 72-43 win at Navy. Following the season, McCollum, the Patriot League's all-time leading scorer, became the first player in school history and second in league history selected in the NBA Draft.

Reed's first Patriot League Title as head coach came in 2009-10 when he led the Mountain Hawks to their second Patriot League Tournament Championship, first outright regular season league title, the most wins in school history (at the time) and the most-ever wins at Stabler Arena. The Mountain Hawks also led the Patriot League in scoring offense, scoring margin, three-point percentage, assist-to-turnover ratio and defensive rebounds. Their 220 made three-pointers established a new school record, later broken just four seasons later when Lehigh knocked down 235 in 2013-14. The 2009-10 team also set a mark for the most dominant run in the Patriot League Tournament's history, winning every game by 15 points or more. They also excelled in the classroom. Lehigh's starting five of Dave Buchberger, Zahir Carrington, Hall, McCollum and Gabe Knutson achieved an average grade point average of 3.2.

During Reed's second season at the helm in 2008-09 season, the Mountain Hawks continued to build upon the solid foundation established at the beginning of his Lehigh career. The accomplishments included the most overall road wins since 1991 and the school's first-ever victory over a Big East foe. Hall went onto become Lehigh's first-ever Patriot League Men's Basketball Scholar-Athlete of the Year, while Carrington was the school's first All-District selection since 1988.

In his first season as a collegiate head coach, Reed led the Mountain Hawks to the third most wins for a first-year headman in the 108-season history of Lehigh Basketball. Reed mentored the Mountain Hawks' second consecutive Patriot League Rookie of the Year in Keefer as Lehigh became the first school in the league to accomplish that feat. In addition, Reed oversaw a defensive unit that held league foe Bucknell to just 39 points on February 27, 2008 - the second fewest points ever allowed by the Brown and White since the inception of Patriot League play in 1990.

Reed has recruited and developed some excellent basketball talent over the course of his career at Lehigh. In addition to McCollum and several Rookie of the Year performers, there have been a host of others who have enjoyed individual accomplishments and recognition. Lehigh has also featured high-level performers in the classroom and community as well. Hall was named the Patriot League Scholar-Athlete of the Year in consecutive seasons while Knutson was a three-time Academic All-Patriot League performer. Andree and Jordan Cohen were named Academic All-League in 2017-18. Hall, McCollum and Kempton have been named finalists for the Senior CLASS Award while Knutson, Corey Schaefer, Austin Price and Tejada have been named candidates for the prestigious award.

Reed was named Lehigh's head coach on August 10, 2007. He had been an assistant at Lehigh for the previous five years, serving as associate head coach for the 2006-07 campaign.

Prior to his time at Lehigh, Reed served as the top assistant coach at High

## REED'S ALL-TIME RECORD

Year	Record (Pct.)	PL	Home	Notables
2007-08	14-15 (.483)	7-7	11-4	
2008-09	15-14 (.517)	5-9	8-6	
2009-10	22-11 (.667)	10-4	15-2	PL Reg Season Championship PL Tourn. Championship NCAA Tournament
2010-11	16-15 (.516)	6-8	9-5	PL Semifinals
2011-12	27-8 (.771)	11-3	12-1	PL Tourn. Championship NCAA win over Duke
2012-13	21-10 (.678)	10-4	11-3	College Basketball Invitational
2013-14	14-18 (.438)	7-11	9-5	
2014-15	16-14 (.533)	10-8	8-5	Wins over DePaul, Arizona St.
2015-16	17-15 (.531)	13-5	10-6	Hosted PL Championship
2016-17	20-12 (.625)	12-6	12-2	2nd straight PL Champ Game
2017-18	16-14 (.533)	11-7	9-6	7-0 in February
2018-19	20-11 (.645)	12-6	11-3	
2019-20	11-21 (.344)	7-11	8-6	
2020-21	4-11 (.267)	4-10	1-5	
2021-22	13-19 (.406)	10-8	9-7	PL Semifinals
2022-23	4-4 (.500)		3-1	
Total	250-212 (.541)	135-107 (.558)	146-67 (.685)	

Point University in North Carolina for two seasons. Reed was an integral part of the coaching staff that led the Panthers to the Big South Championship Game in 2002. Included in that two-year period, Reed recruited a Big South Rookie of the Year and a Player of the Year.

Reed spent 1999-2000 as the Director of Basketball Operations at the University of North Carolina - Greensboro. He began his collegiate coaching career at Oakland (Mich.) Community College where he was an assistant for his father's program.

A native of Waterford, Michigan, Reed attended Eckerd College in St. Petersburg, Florida where he contributed at point guard and helped lead his team to a conference championship and NCAA Tournament appearance. Reed graduated with honors, earning his Bachelor's degree in 1995 before earning his Master's at Wayne State in 1998. In 2003, Reed received his Ph.D. from Wayne State University in Instructional Technology with a Cognate in Sports Administration. He is one of only two Division I men's basketball head coaches in the entire nation to have earned their doctorate degrees. Reed was also honored during his academic career with a number of awards including the prestigious Thomas C. Rumbell Fellowship.

Reed and his wife Kindra reside in Bethlehem with their sons Brendan and Calvin, and daughter Makenna.

### WHAT THEY'RE SAYING ABOUT COACH REED

"Brett Reed is an excellent basketball coach. He has led the resurgence of Lehigh basketball and turned it into a power from the Patriot League. He's building a program that can withstand one of sport's ultimate challenges - the test of time. It is undoubtedly an impressive accomplishment."

- Mike Krzyzewski, Duke University and U.S. National Team Head Coach

"I've known Brett Reed for over 10 years, and was fortunate to have him on my staff and watch him develop as a coach. I strongly believe Brett is one of the best young coaches in the country. His performance in 2011-12 was as good as or better than anyone in our profession. He's an excellent basketball coach on the floor, has incredible demeanor on the sideline and has proven that he is a top-notch recruiter."

- Fran McCaffery, former Lehigh and current University of Iowa Head Coach

"I am very proud of the success Brett has enjoyed as the head men's basketball coach at Lehigh University. Brett is extremely intelligent, hard-working and passionate about the game of basketball and is a terrific role model for the young men in his program. I am excited for what Brett has been able to accomplish in his short time as the head coach at Lehigh and am confident that he will continue to be successful for many years to come."

- Billy Taylor, former Lehigh and current Elon University head coach

"Brett Reed is respected by our student-athletes, he is an excellent teacher and communicator and has been an extremely productive recruiter. I admire his values, his work ethic, his energy and his devotion to our players, their education and their experience."

- Joe Sterrett, Lehigh Murray H. Goodman Dean of Athletics

## 2022-23 STARTING LINEUPS

Date	Opp.	G	G	G	F	C
11/7	at Syracuse	Taylor	Higgins Jr.	Whitney-Sidney	Parolin	Tan
11/10	at Virginia Tech	Taylor	Higgins Jr.	Whitney-Sidney	Parolin	Tan
11/13	vs. Misericordia	Taylor	Higgins Jr.	Whitney-Sidney	Parolin	Tan
11/16	vs. Marist	Taylor	Higgins Jr.	Whitney-Sidney	Parolin	Tan
11/21	at Saint Francis (Pa.)	Taylor	Higgins Jr.	Whitney-Sidney	Parolin	Tan
11/27	vs. Monmouth	Taylor	Higgins Jr.	Whitney-Sidney	Parolin	Tan
11/30	at Md. Eastern Shore	Taylor	Higgins Jr.	Whitney-Sidney	Parolin	Adiassa
12/3	vs. UMBC	Taylor	Higgins Jr.	Whitney-Sidney	Parolin	Adiassa

## 2022-23 TEAM GAME HIGHS

POINTS	97	Misericordia (11/13/2022)
	82	at Saint Francis (PA) (11/21/2022)
	80	Monmouth (11/27/2022)
	72	at Syracuse (11/07/2022)
	64	Marist (11/16/2022)
FIELD GOALS MADE	36	Misericordia (11/13/2022)
	30	at Saint Francis (PA) (11/21/2022)
FIELD GOAL ATTEMPTS	79	Misericordia (11/13/2022)
	63	at Virginia Tech (11/10/2022)
	63	at Syracuse (11/07/2022)
FIELD GOAL PERCENTAGE	.517 (30-58)	at Saint Francis (PA) (11/21/2022)
	.480 (24-50)	Monmouth (11/27/2022)
3 PT FG MADE	13	UMBC (12/03/2022)
	11	Monmouth (11/27/2022)
3 PT FG ATTEMPTS	32	Misericordia (11/13/2022)
	28	UMBC (12/03/2022)
3 PT FG PERCENTAGE	.524 (11-21)	Monmouth (11/27/2022)
	.464 (13-28)	UMBC (12/03/2022)
FREE THROWS MADE	21	Monmouth (11/27/2022)
	17	Marist (11/16/2022)
FREE THROW ATTEMPTS	30	at Saint Francis (PA) (11/21/2022)
	25	Monmouth (11/27/2022)
FREE THROW PERCENTAGE	.840 (21-25)	Monmouth (11/27/2022)
	.786 (11-14)	at UMES (11/30/2022)
REBOUNDS	55	Misericordia (11/13/2022)
	46	Marist (11/16/2022)
ASSISTS	21	Misericordia (11/13/2022)
	17	UMBC (12/03/2022)
	17	at Saint Francis (PA) (11/21/2022)
STEALS	13	Misericordia (11/13/2022)
	7	UMBC (12/03/2022)
	7	at UMES (11/30/2022)
	7	Marist (11/16/2022)
	7	at Syracuse (11/07/2022)
BLOCKED SHOTS	7	Misericordia (11/13/2022)
	4	Monmouth (11/27/2022)
TURNOVERS	21	Monmouth (11/27/2022)
	20	at UMES (11/30/2022)
FOULS	24	at Saint Francis (PA) (11/21/2022)
	22	Marist (11/16/2022)

## 2022-23 INDIVIDUAL GAME HIGHS

POINTS	25	Evan Taylor vs Monmouth (11/27/2022)
	23	Tyler Whitney-Sidney vs UMBC (12/03/2022)
	20	Evan Taylor at Syracuse (11/07/2022)
	18	Tyler Whitney-Sidney at Saint Francis (PA) (11/21/2022)
	17	Tyler Whitney-Sidney at UMES (11/30/2022)
	17	Keith Higgins Jr. vs Misericordia (11/13/2022)
FIELD GOALS MADE	8	Evan Taylor vs Monmouth (11/27/2022)
	8	Evan Taylor at Syracuse (11/07/2022)
FIELD GOAL ATTEMPTS	15	Evan Taylor vs UMBC (12/03/2022)
	15	Evan Taylor at Syracuse (11/07/2022)
FIELD GOAL PERCENTAGE (min 5 made)	.714 (5-7)	Evan Taylor vs Misericordia (11/13/2022)
	.667 (6-9)	Evan Taylor at Saint Francis (PA) (11/21/2022)
	.667 (6-9)	Keith Higgins Jr. vs Misericordia (11/13/2022)
3 PT FG MADE	5	Jake Betlow vs UMBC (12/03/2022)
	5	Evan Taylor vs Monmouth (11/27/2022)
3 PT FG ATTEMPTS	8	Jake Betlow vs UMBC (12/03/2022)
	8	Keith Higgins Jr. at UMES (11/30/2022)
	8	Evan Taylor vs Monmouth (11/27/2022)
	8	Keith Higgins Jr. vs Marist (11/16/2022)
3 PT FG PERCENTAGE (min 2 made)	.800 (4-5)	Evan Taylor at Syracuse (11/07/2022)
	.750 (3-4)	Tyler Whitney-Sidney vs UMBC (12/03/2022)
FREE THROWS MADE	10	Tyler Whitney-Sidney vs Monmouth (11/27/2022)
	10	Tyler Whitney-Sidney vs UMBC (12/03/2022)
	6	Tyler Whitney-Sidney at UMES (11/30/2022)
FREE THROW ATTEMPTS	10	Tyler Whitney-Sidney vs Monmouth (11/27/2022)
	9	Dominic Parolin at Saint Francis (PA) (11/21/2022)
FREE THROW PERCENTAGE (min 3 made)	1.000 (10-10)	Tyler Whitney-Sidney vs Monmouth (11/27/2022)
	1.000 (6-6)	Tyler Whitney-Sidney at UMES (11/30/2022)
	1.000 (4-4)	Tyler Whitney-Sidney at Syracuse (11/07/2022)
	1.000 (3-3)	Keith Higgins Jr. vs UMBC (12/03/2022)
REBOUNDS	9	Tyler Whitney-Sidney at UMES (11/30/2022)
	9	JT Tan vs Monmouth (11/27/2022)
	9	Evan Taylor vs Marist (11/16/2022)
ASSISTS	7	Jalin Sinclair at Virginia Tech (11/10/2022)
	6	Ben Knostman vs Misericordia (11/13/2022)
STEALS	4	Tyler Whitney-Sidney vs UMBC (12/03/2022)
	4	Tyler Whitney-Sidney vs Misericordia (11/13/2022)



## 0 JAKOB ALAMUDUN

Sr. • Forward • 6-6 • History  
Huntington Beach, Calif. • Marina

### CAREER HIGHS

Category	Total	Latest
Points	19	vs. Cairn (11/12/19)
Rebounds	11	vs. Lafayette (1/2/21)
Assists	3	at Navy (1/2/20)
Minutes	32	vs. Lafayette (1/2/21)
Steals	2	at Bucknell (1/31/21)
Blocks	1	at Columbia (1/30/19)
Field Goals	6	vs. Marist (1/16/22)
FG Att.	12	at Virginia Tech (11/10/22)
3-Point FG	3	vs. Cairn (11/12/19)
3-Point Att.	6	at Virginia Tech (11/10/22)
Free Throws	4	at Boston U. (3/3/21)
FT Att.	5	vs. Lafayette (1/25/20)

### 2022-23 SEASON HIGHS

Category	Total	Latest
Points	14	at Virginia Tech (11/10/22)
Rebounds	7	vs. Marist (11/16/22)
Assists	2	vs. Monmouth (11/27/22)
Minutes	26	at Virginia Tech (11/10/22)
Steals	1	at Saint Francis (11/21/22)
Blocks		
Field Goals	6	vs. Marist (11/16/22)
FG Att.	12	at Virginia Tech (11/10/22)
3-Point FG	2	at Virginia Tech (11/10/22)
3-Point Att.	6	at Virginia Tech (11/10/22)
Free Throws	2	vs. Monmouth (11/27/22)
FT Att.	2	vs. Monmouth (11/27/22)

### MISC. CAREER STATS

Category	Total	Latest
Double-Figure Pts.	6	vs. Marist (11/16/22)
20+ Point Games		
5+ assists		
10+ rebounds	2	vs. Lafayette (1/2/21)
Double-Doubles	2	vs. Lafayette (1/2/21)

### MISC. SEASON STATS

Category	Total	Latest
Double-Figure Pts.	2	vs. Marist (11/16/22)
20+ Point Games		
5+ assists		
10+ rebounds		
Double-Doubles		

## CURRENT SEASON (2022-23)

Tallied one point on a free throw with four rebounds and an assist at UMES (11/30)... Tossed in four points to go with three rebounds and two assists vs. Monmouth (11/27)... Scored seven points and grabbed six rebounds to go with two assists and a steal in the win over Saint Francis (Pa) (11/21)... Reached double-figures with 13 points, going 6-for-11 from the field against Marist, recorded seven rebounds and an assist in the win (11/16)... In the Grace Hall Game versus Misericordia, he scored six points and went 2-for-2 at the foul line while bringing down five boards (11/13)... Against Virginia Tech, he recorded 14 points after shooting 50% from the floor to go with his two three-pointers. He also grabbed four rebounds and had one assist (11/10)... Opened the season by scoring eight points versus Syracuse, making three field goals and went 2-for-2 at the free throw line (11/7).

## BEFORE LEHIGH

Was a four-time first team All-League honoree as a standout at Marina High School in California ... Also named 2019 league MVP ... As a junior, averaged 21.4 points, 8.6 rebounds and 2.5 assists per game, making 87.4 percent of his free throws ... Finished fourth in Orange County in both scoring and rebounding ... Named to the 2018 and 2019 All-CIF teams, making the state playoffs each year as well ... Garnered first team Los Angeles Times Daily Pilot Boys Dream Team recognition ... Named Daily Pilot Orange County Player of the Year ... In 2018 and 2019, garnered third team All-Orange County recognition ... Named to the 2017-18 Prep Hoops SoCal Most Improved List ... Had multiple 15+ rebound performances, including a 30-point, 25-rebound effort in the Jim Harris Memorial Tournament of Champions ... One of Orange County's most productive players, helping Marina to its first season above .500 since 2009-10 ... Won the CIF Character Award and received All-Academic honors all four years ... In addition, won the Adidas Summer Championship (Silver Division) with his AAU team, the Cali Rebels.

Opponent	Date	GS	MIN	FG-FGA	PCT	3FG-3FGA	PCT	FT-FTA	PCT	OFF	DEF	TOT	AVG	PF	A	TO	BLK	STL	PTS	AVG
at Syracuse	11/07/2022		15:34	3-6	.500	0-1	.000	2-2	1.000	0	2	2	2.0	1	0	1	0	0	8	8.0
at Virginia Tech	11/10/2022		25:49	6-12	.500	2-6	.333	0-0	.000	0	4	4	3.0	1	1	1	0	0	14	11.0
Misericordia	11/13/2022		14:47	2-7	.286	0-4	.000	2-2	1.000	0	5	5	3.7	3	1	0	0	0	6	9.3
Marist	11/16/2022		25:01	6-11	.545	1-3	.333	0-1	.000	1	6	7	4.5	4	1	4	0	0	13	10.3
at Saint Francis (PA)	11/21/2022		22:01	3-7	.429	1-1	1.000	0-2	.000	0	6	6	4.8	3	2	2	0	1	7	9.6
Monmouth	11/27/2022		18:16	1-3	.333	0-1	.000	2-2	1.000	1	2	3	4.5	2	2	2	0	0	4	8.7
at UMES	11/30/2022		20:48	0-5	.000	0-1	.000	1-2	.500	2	2	4	4.4	4	1	3	0	0	1	7.6
<b>Totals</b>		<b>0</b>	<b>142:16</b>	<b>21-51</b>	<b>.412</b>	<b>4-17</b>	<b>.235</b>	<b>7-11</b>	<b>.636</b>	<b>4</b>	<b>27</b>	<b>31</b>	<b>4.4</b>	<b>18</b>	<b>8</b>	<b>13</b>	<b>0</b>	<b>1</b>	<b>53</b>	<b>7.6</b>

### Player Averages

Games Played	Minutes/ game	Points/ game	FG Pct	3FG Pct	FT Pct	Rebounds/ game	Assists/ game	Turnovers/ game	Assist/Turnover ratio	Steals/ game	Blocks/ game
<b>7</b>	<b>20.3</b>	<b>7.6</b>	<b>41.2</b>	<b>23.5</b>	<b>63.6</b>	<b>4.4</b>	<b>1.1</b>	<b>1.9</b>	<b>0.6</b>	<b>0.1</b>	<b>0.0</b>

## Career Stats

SEASON	TEAM	GP-GS	MIN/AVG	FG-FGA	FG%	3FG-3FGA	3FG%	FT-FTA	FT%	OFF	DEF	TOT	AVG	PF-FO	A	TO	BLK	STL	PTS	AVG
2019-20	Lehigh	26-2	358/13.8	34-106	.321	6-27	.222	29-33	.879	10	52	62	2.4	40-0	13	31	3	9	103	4.0
2020-21	Lehigh	13-2	168/12.9	16-33	.485	0-3	.000	8-14	.571	8	24	32	2.5	18-0	8	15	0	7	40	3.1
2021-22	Lehigh	23-2	172/7.5	24-57	.421	5-17	.294	13-16	.813	6	24	30	1.3	18-0	10	13	0	2	66	2.9
2022-23	Lehigh	7-0	142/20.3	21-51	.412	4-17	.235	7-11	.636	4	27	31	4.4	18-0	8	13	0	1	53	7.6
<b>TOTAL</b>		<b>69-6</b>	<b>840/12.2</b>	<b>95-247</b>	<b>.385</b>	<b>15-64</b>	<b>.234</b>	<b>57-74</b>	<b>.770</b>	<b>28</b>	<b>127</b>	<b>155</b>	<b>2.2</b>	<b>94-0</b>	<b>39</b>	<b>72</b>	<b>3</b>	<b>19</b>	<b>262</b>	<b>3.8</b>





## 2 JAKE BETLOW

Sr. • Guard • 6-2 • Finance  
Mendham, N.J. • St. Benedict's

### CAREER HIGHS

Category	Total	Latest
Points	15	vs. UMBC (12/3/22)
Rebounds	3	vs. Misericordia (11/13/22)
Assists	3	vs. Navy (1/9/21)
Minutes	28	vs. Bucknell (1/17/21)
Steals	2	vs. Lafayette (1/25/20)
Blocks		
Field Goals	5	vs. UMBC (12/3/22)
FG Att.	9	vs. UMBC (12/3/22)
3-Point FG	5	vs. UMBC (12/3/22)
3-Point Att.	8	vs. UMBC (12/3/22)
Free Throws	3	at Lafayette (2/12/22)
FT Att.	4	vs. Eastern (12/29/21)

### 2022-23 SEASON HIGHS

Category	Total	Latest
Points	15	vs. UMBC (12/3/22)
Rebounds	3	vs. Misericordia (11/13/22)
Assists	2	vs. Misericordia (11/13/22)
Minutes	15	vs. Misericordia (11/13/22)
Steals	1	at Syracuse (11/7/22)
Blocks		
Field Goals	5	vs. UMBC (12/3/22)
FG Att.	9	vs. UMBC (12/3/22)
3-Point FG	5	vs. UMBC (12/3/22)
3-Point Att.	8	vs. UMBC (12/3/22)
Free Throws	2	vs. Misericordia (11/13/22)
FT Att.	2	vs. Misericordia (11/13/22)

### MISC. CAREER STATS

Category	Total	Latest
Double-Figure Pts.		
20+ Point Games		
5+ assists		
10+ rebounds		
Double-Doubles		

### MISC. SEASON STATS

Category	Total	Latest
Double-Figure Pts.		
20+ Point Games		
5+ assists		
10+ rebounds		
Double-Doubles		

## CURRENT SEASON (2022-23)

Recorded a career-high 15 points in the contest against UMBC, going 5-for-8 beyond the three-point line with one steal and a rebound (12/3)... Saw action versus Maryland Eastern Shore (11/30)... Scored two points in the win over Saint Francis (Pa.) (11/21)... Grabbed a rebound and earned an assist versus Marist (11/16)... In the Grace Hall Game versus Misericordia, he scored five points and went 2-for-2 at the foul line while grabbing three rebounds and dishing out two assists (11/13)... Against Virginia Tech, he got one rebound (11/10)... Opened the season by hitting a three-pointer and credited for one assist versus Syracuse (11/7).

## BEFORE LEHIGH

Standout throughout high school career, most recently playing at St. Benedict's in New Jersey and helping his team to an unprecedented 12th State Prep A championship title in 2017-18 ... St. Benedict's was ranked as high as No. 3 in the nation during the season, while being named the No. 1 Independent/Prep Team in the state ... Finished the season earning All-Prep honors ... As a senior, served as team captain and ranked among the top 10 seniors in New Jersey ... In freshman and sophomore years, was part of two teams that combined for a 47-9 record ... During that stretch, won the Somerset County Tournament and advanced to the South Jersey, Non-Public B final ... Led Gil St. Bernard with 81 three-pointers and was second on the team with a 12.2 points per game average as a freshman ... Named MVP of the Somerset County Championship and garnered first team All-County Tournament Team recognition, first team All-State freshman honors (by NJ Hoops/Rivals.com), first team All-Conference and honorable mention All-New Jersey (one of only two freshmen named in New Jersey) ... Named second team All-Area by Courier News and NJ Freshman of the Year by The Star Ledger ... As a

Opponent	Date	GS	MIN	Total		3-Pointers		Free throws		Rebounds				PF		A		BLK		STL		PTS		AVG
				FG-FGA	PCT	3FG-3FGA	PCT	FT-FTA	PCT	OFF	DEF	TOT	AVG											
at Syracuse	11/07/2022		03:37	1-2	.500	1-2	.500	0-0	.000	0	0	0	0.0	0	1	0	0	0	1	3	3.0			
at Virginia Tech	11/10/2022		10:06	0-0	.000	0-0	.000	0-0	.000	0	1	1	0.5	0	0	0	0	0	0	0	1.5			
Misericordia	11/13/2022		14:19	1-5	.200	1-5	.200	2-2	1.000	0	3	3	1.3	2	2	0	0	0	0	5	2.7			
Marist	11/16/2022		10:27	0-1	.000	0-1	.000	0-0	.000	0	1	1	1.3	0	1	1	0	0	0	0	2.0			
at Saint Francis (PA)	11/21/2022		02:26	1-2	.500	0-1	.000	0-0	.000	0	0	0	1.0	0	0	0	0	0	0	2	2.0			
at UMES	11/30/2022		01:35	0-0	.000	0-0	.000	0-0	.000	0	0	0	0.8	0	0	0	0	0	0	0	1.7			
UMBC	12/03/2022		18:50	5-9	.556	5-8	.625	0-0	.000	0	1	1	0.9	0	0	0	0	0	1	15	3.6			
Totals			0 61:20	8-19	.421	7-17	.412	2-2	1.000	0	6	6	0.9	2	4	1	0	2	25	3.6				

### Player Averages

Games Played	Minutes/game	Points/game	FG Pct	3FG Pct	FT Pct	Rebounds/game	Assists/game	Turnovers/game	Assist/Turnover ratio	Steals/game	Blocks/game
7	8.8	3.6	42.1	41.2	100.0	0.9	0.6	0.1	4.0	0.3	0.0

## Career Stats

SEASON	TEAM	GP-GS	MIN/AVG	FG-FGA	FG%	3FG-3FGA	3FG%	FT-FTA	FT%	OFF	DEF	TOT	AVG	PF-FO	A	TO	BLK	STL	PTS	AVG
2019-20	Lehigh	25-1	267/10.7	21-64	.328	12-46	.261	3-5	.600	2	11	13	0.5	30-1	19	14	0	9	57	2.3
2020-21	Lehigh	15-9	213/14.2	16-51	.314	11-35	.314	3-4	.750	1	10	11	0.7	18-0	16	17	0	3	46	3.1
2021-22	Lehigh	29-1	308/10.6	27-77	.351	25-69	.362	14-20	.700	6	10	16	0.6	29-0	21	14	0	3	93	3.2
2022-23	Lehigh	7-0	61/8.8	8-19	.421	7-17	.412	2-2	1.000	0	6	6	0.9	2-0	4	1	0	2	25	3.6
<b>TOTAL</b>		<b>76-11</b>	<b>849/11.2</b>	<b>72-211</b>	<b>.341</b>	<b>55-167</b>	<b>.329</b>	<b>22-31</b>	<b>.710</b>	<b>9</b>	<b>37</b>	<b>46</b>	<b>0.6</b>	<b>79-1</b>	<b>60</b>	<b>46</b>	<b>0</b>	<b>17</b>	<b>221</b>	<b>2.9</b>



## 4 REED FENTON

Sr. • Guard • 6-4 • Chemical Engineering  
Latrobe, Pa. • Greater Latrobe

### CAREER HIGHS

Category	Total	Latest
Points	20	vs. UMES (12/4/21)
Rebounds	8	vs. Lafayette (2/28/21)
Assists	6	vs. Loyola (3/3/20)
Minutes	38	vs. Army (2/1/20)
Steals	3	vs. Marist (11/16/22)
Blocks	2	at Drake (11/21/19)
Field Goals	7	vs. Loyola (1/5/20)
FG Att.	14	vs. Holy Cross (2/12/20)
3-Point FG	6	vs. Army (2/1/20)
3-Point Att.	10	vs. Army (2/1/20)
Free Throws	8	at Army (2/21/21)
FT Att.	8	at Army (2/21/21)

### 2022-23 SEASON HIGHS

Category	Total	Latest
Points	12	at Saint Francis (11/21/22)
Rebounds	2	at Saint Francis (11/21/22)
Assists	3	at Saint Francis (11/21/22)
Minutes	18	at Saint Francis (11/21/22)
Steals	3	vs. Marist (11/16/22)
Blocks	1	vs. Monmouth (11/27/22)
Field Goals	5	vs. Misericordia (11/13/22)
FG Att.	9	vs. Misericordia (11/13/22)
3-Point FG	2	at Saint Francis (11/21/22)
3-Point Att.	5	vs. Marist (11/16/22)
Free Throws	2	at Saint Francis (11/21/22)
FT Att.	2	vs. Monmouth (11/27/22)

### MISC. CAREER STATS

Category	Total	Latest
Double-Figure Pts.		
20+ Point Games		
5+ assists		
10+ rebounds		
Double-Doubles		

### MISC. SEASON STATS

Category	Total	Latest
Double-Figure Pts.		
20+ Point Games		
5+ assists		
10+ rebounds		
Double-Doubles		

## CURRENT SEASON (2022-23)

Sank a three-pointer in the game against UMBC to go with one steal and one board (12/3)... Hit a three pointer with an assist at UMES (11/30)... Scored three points with a block and a steal in a win over Monmouth (11/27)... Posted second double-digit performance with 12 points versus Saint Francis (Pa.), going 4-for-5 from the floor, 2-for-3 from long distance and 2-for-2 from the foul line. He added three assists and two rebounds in the victory... Swiped a career-high three steals to go with five points, two assists, two rebounds and one block versus Marist(11/16)... In the Grace Hall Game versus Misericordia, he scored 11 points, shooting 5-for-9 from the floor, to go with two steals, a block and a rebound (11/13)... Against Virginia Tech, he drained one three pointer (11/10)... Opened the season with five points , a steal and an assist against Syracuse (11/7).

## BEFORE LEHIGH

Two-time first team All-Section honoree at Greater Latrobe High School ... As a junior, averaged 23 points and five assists while garnering first team All-Section from Pittsburgh Post-Gazette, along with Pittsburgh Tribune Westmoreland County Terrific 10 honors ... As a sophomore, averaged 16 points and four assists, earning second team All-Section ... Named Class 6A first team All-District as a senior ... Westmoreland County Terrific 10 honoree as a junior and senior ... Named Ray Wild Male Athlete of the Year in 2019 ... Also a standout for the PK Flash AAU program ... Was a first team All-Section honoree all four years in volleyball ... Named first team All-State in volleyball as a senior ... Strong in the classroom, graduating in top five percent of his class ... Named Rotary Student of the Month in January of 2019 ... Math Student of the Month in February of 2017 ... Was a Student Council member and member of the National Honor Society.

Opponent	Date	GS	MIN	Total FG-FGA	PCT	3-FG-3FGA	PCT	Free throws FT-FTA	PCT	Rebounds OFF DEF TOT AVG	PF	A	TO	BLK	STL	PTS	AVG
at Syracuse	11/07/2022		10:56	2-4	.500	1-3	.333	0-0	.000	0 0 0 0.0	2	1	0	1	5	5.0	
at Virginia Tech	11/10/2022		08:21	1-2	.500	1-2	.500	0-0	.000	0 2 2 1.0	1	0	0	0	3	4.0	
Misericordia	11/13/2022		12:39	5-9	.556	1-4	.250	0-0	.000	0 1 1 1.0	1	0	1	1	2	11	6.3
Marist	11/16/2022		11:35	1-5	.200	1-5	.200	2-2	1.000	0 2 2 1.3	2	2	0	1	3	5	6.0
at Saint Francis (PA)	11/21/2022		17:22	4-5	.800	2-3	.667	2-2	1.000	0 2 2 1.4	4	3	1	0	0	12	7.2
Monmouth	11/27/2022		10:23	1-2	.500	0-0	.000	1-2	.500	0 0 0 1.2	2	0	3	1	1	3	6.5
UMBC	12/03/2022		13:16	1-6	.167	1-4	.250	0-0	.000	0 0 0 1.0	1	1	0	0	0	3	6.0
<b>Totals</b>			<b>0 102:06</b>	<b>16-36</b>	<b>.444</b>	<b>8-22</b>	<b>.364</b>	<b>5-6</b>	<b>.833</b>	<b>0 8 8 1.0</b>	<b>14</b>	<b>7</b>	<b>8</b>	<b>3</b>	<b>8</b>	<b>45</b>	<b>5.6</b>

### Player Averages

Games Played	Minutes/game	Points/game	FG Pct	3FG Pct	FT Pct	Rebounds/game	Assists/game	Turnovers/game	Assist/Turnover ratio	Steals/game	Blocks/game
8	12.8	5.6	44.4	36.4	83.3	1.0	0.9	1.0	0.9	1.0	0.4

## Career Stats

SEASON	TEAM	GP-GS	MIN/AVG	FG-FGA	FG%	3FG-3FGA	3FG%	FT-FTA	FT%	OFF	DEF	TOT	AVG	PF-FO	A	TO	BLK	STL	PTS	AVG
2019-20	Lehigh	32-27	825/25.8	79-196	.403	29-89	.326	28-42	.667	13	60	73	2.3	64-1	39	32	8	20	215	6.7
2020-21	Lehigh	15-9	396/26.4	26-86	.302	12-49	.245	23-26	.885	5	33	38	2.5	25-0	22	15	2	12	87	5.8
2021-22	Lehigh	29-7	434/14.9	40-111	.360	17-60	.283	18-24	.750	5	44	49	1.7	37-0	35	20	1	10	115	4.0
2022-23	Lehigh	8-0	102/12.8	16-36	.444	8-22	.364	5-6	.833	0	8	8	1.0	14-0	7	8	3	8	45	5.6
<b>TOTAL</b>		<b>84-43</b>	<b>1757/20.9</b>	<b>161-429</b>	<b>.375</b>	<b>66-220</b>	<b>.300</b>	<b>74-98</b>	<b>.755</b>	<b>23</b>	<b>145</b>	<b>168</b>	<b>2.0</b>	<b>140-1</b>	<b>103</b>	<b>75</b>	<b>14</b>	<b>50</b>	<b>462</b>	<b>5.5</b>



## 5 EVAN TAYLOR

Sr. · Guard · 6-6 · Sociology  
Glen Ellyn, N.J. · Glenbard West

### CAREER HIGHS

Category	Total	Latest
Points	26	vs. Boston U. (2/05/22)
Rebounds	15	at Lafayette (2/27/21)
Assists	4	vs. Colgate (1/4/22)
Minutes	37	at Lafayette (2/27/21)
Steals	3	vs. Misericordia (11/13/22)
Blocks	3	at Navy (1/19/22)
Field Goals	11	vs. Boston U. (2/05/22)
FG Att.	16	vs. Boston U. (2/05/22)
3-Point FG	5	vs. Monmouth (11/27/22)
3-Point Att.	11	vs. Army West Point (3/3/22)
Free Throws	6	at Navy (1/19/22)
FT Att.	10	at Loyola (2/21/21)

### 2022-23 SEASON HIGHS

Category	Total	Latest
Points	25	vs. Monmouth (11/27/22)
Rebounds	9	vs. Marist (11/16/22)
Assists	2	at Saint Francis (11/21/22)
Minutes	32	vs. Monmouth (11/27/22)
Steals	3	vs. Misericordia (11/13/22)
Blocks	2	at Syracuse (11/7/22)
Field Goals	8	at Syracuse (11/7/22)
FG Att.	15	at Syracuse (11/7/22)
3-Point FG	5	vs. Monmouth (11/27/22)
3-Point Att.	8	vs. Monmouth (11/27/22)
Free Throws	5	vs. Marist (11/16/22)
FT Att.	8	vs. Marist (11/16/22)

### MISC. CAREER STATS

Category	Total	Latest
Double-Figure Pts.	41	vs. Marist (11/16/22)
20+ Point Games	9	vs. Monmouth (11/27/22)
5+ assists		
10+ rebounds	6	vs. Holy Cross (1/10/22)
Double-Doubles	4	vs. Holy Cross (1/10/22)

### MISC. SEASON STATS

Category	Total	Latest
Double-Figure Pts.	5	vs. Monmouth (11/27/22)
20+ Point Games	2	vs. Monmouth (11/27/22)
5+ assists		
10+ rebounds		
Double-Doubles		

## CURRENT SEASON (2022-23)

Recorded 15 points and six rebounds to go with two assists against UMBC (12/3)... Scored five points with six rebounds, an assist and a steal in the loss to UMES (11/30)... Finished one point shy of his career high, scoring 25 points with five three-pointers and four rebounds in a win over Monmouth (11/27)... Reached double-digits again with 16 and seven rebounds in the win over Saint Francis (Pa.) to go with two assists and one block... Scored 11 points to go with nine rebounds and made five free-throws to go with an assist and a block versus Marist(11/16)... In the Grace Hall Game versus Misericordia, he scored 12 points and went 5-for-7 from the field while grabbing four rebounds and swiping three steals (11/13)... Against Virginia Tech, he tossed in four points and brought down five rebounds (11/10)... Opened the season by scoring 20 points, 15 of them coming in the second half and was 4-for-5 from beyond the three-point line, to go with three rebounds, two block shots and two steals versus Syracuse (11/7).

## TAYLOR PRESEASON ALL-LEAGUE

Following a season which saw him earn third team All-Patriot League honors, Taylor was one of five players from around the league recognized. The Mountain Hawks' leading returning scorer averaged 13.0 points per contest last season - good for tops on the Mountain Hawks and tied for 13th in the Patriot League. On top of Taylor's third team All-League honors, he was also named to the National Association of Basketball Coaches (NABC) Honors Court and Academic All-Patriot League Team.

## BEFORE LEHIGH

Standout at Glenbard West High School near Chicago ... Named Suburban Life Player of the Year in 2018-2019 ... Averaged 21.7 points, 3.8 assists and 10.1 rebounds senior year ... As a junior, averaged 18 points, 3.6 assists and 7.1 rebounds ... Finished career with 1,479 points and 671 rebounds, respectively ... Graduated as the program's all-time leader for rebounds ... Had back-to-back 30-point games versus Hinsdale Central and Oak Park River Forest ... Named All-Area Chicago in 2017-18 and 2018-19 ... Illinois Coaches Basketball Association second team All-State honoree as a junior and senior... Garnered Glenbard West Male Athlete of the Year honors as a senior ... Posted a 4.6 cumulative GPA, was named to the honor roll all four years and recorded Academic All-Conference recognition ... Received the Glenbard Academic Achievement Award in 2017 ... Played on the Adidas Circuit with the Illinois Heat under prestigious coach Terry Head ... All-Tournament honors in every holiday tournament junior and senior years ... Selected as a Chicago Tribune Athlete of the Month nominee in February 2019 ... In March of 2019, scored 25 points and 10 rebounds to lead the Hilltoppers past Naperville North in the regional semifinal.

Opponent	Date	GS	MIN	Total		3-Pointers		Free throws		Rebounds			PF	A	TO	BLK	STL	PTS	AVG		
				FG-FGA	PCT	3FG-3FGA	PCT	FT-FTA	PCT	OFF	DEF	TOT								AVG	
at Syracuse	11/07/2022	*	31:30	8-15	.533	4-5	.800	0-0	.000	2	1	3	3.0	1	1	0	2	20	20.0		
at Virginia Tech	11/10/2022	*	23:13	2-9	.222	0-3	.000	0-0	.000	1	4	5	4.0	3	0	0	0	4	12.0		
Misericordia	11/13/2022	*	17:19	5-7	.714	2-3	.667	0-0	.000	1	3	4	4.0	1	1	0	0	3	12.0		
Marist	11/16/2022	*	30:32	3-11	.273	0-4	.000	5-8	.625	1	8	9	5.3	2	1	1	1	11	11.8		
at Saint Francis (PA)	11/21/2022	*	24:31	6-9	.667	0-0	.000	4-5	.800	0	7	7	5.6	1	2	1	1	16	12.6		
Monmouth	11/27/2022	*	31:45	8-13	.615	5-8	.625	4-5	.800	0	4	4	5.3	2	0	4	1	25	14.7		
at UMES	11/30/2022	*	34:12	1-10	.100	1-5	.200	2-2	1.000	2	4	6	5.4	4	1	3	0	1	5	13.3	
UMBC	12/03/2022	*	31:35	6-15	.400	3-6	.500	0-0	.000	1	5	6	5.5	2	2	2	0	15	13.5		
Totals			8	224:37	39-89	.438	15-34	.441	15-20	.750	8	36	44	5.5	16	8	11	5	6	108	13.5

### Player Averages

Games Played	Minutes/ game	Points/ game	FG Pct	3FG Pct	FT Pct	Rebounds/ game	Assists/ game	Turnovers/ game	Assist/Turnover ratio	Steals/ game	Blocks/ game
8	28.1	13.5	43.8	44.1	75.0	5.5	1.0	1.4	0.7	0.8	0.6

## Career Stats

SEASON	TEAM	GP-GS	MIN/AVG	FG-FGA	FG%	3FG-3FGA	3FG%	FT-FTA	FT%	OFF	DEF	TOT	AVG	PF-FO	A	TO	BLK	STL	PTS	AVG
2019-20	Lehigh	28-17	681/24.3	76-181	.420	21-58	.362	41-51	.804	17	82	99	3.5	64-2	22	36	8	14	214	7.6
2020-21	Lehigh	15-10	405/27.0	50-116	.431	11-29	.379	20-35	.571	22	87	109	7.3	36-1	24	15	6	10	131	8.7
2021-22	Lehigh	32-31	954/29.8	154-326	.472	54-131	.412	54-73	.740	18	166	184	5.8	77-2	43	44	31	26	416	13.0
2022-23	Lehigh	8-8	225/28.1	39-89	.438	15-34	.441	15-20	.750	8	36	44	5.5	16-0	8	11	5	6	108	13.5
<b>TOTAL</b>		<b>83-66</b>	<b>2265/27.3</b>	<b>319-712</b>	<b>.448</b>	<b>101-252</b>	<b>.401</b>	<b>130-179</b>	<b>.726</b>	<b>65</b>	<b>371</b>	<b>436</b>	<b>5.3</b>	<b>193-5</b>	<b>97</b>	<b>106</b>	<b>50</b>	<b>56</b>	<b>869</b>	<b>10.5</b>





## 11 BRENDAN REED

Fy · Guard · 5-11 · Engineering  
Bethlehem, Pa. · Allentown Central Cath.

### CAREER HIGHS

Category	Total	Latest
Points	3	vs. Misericordia (11/13/22)
Rebounds		
Assists		
Minutes	5	vs. Misericordia (11/13/22)
Steals		
Blocks		
Field Goals	1	vs. Misericordia (11/13/22)
FG Att.	2	vs. Misericordia (11/13/22)
3-Point FG	1	vs. Misericordia (11/13/22)
3-Point Att.	2	vs. Misericordia (11/13/22)
Free Throws		
FT Att.		

### 2022-23 SEASON HIGHS

Category	Total	Latest
Points	3	vs. Misericordia (11/13/22)
Rebounds		
Assists		
Minutes	5	vs. Misericordia (11/13/22)
Steals		
Blocks		
Field Goals	1	vs. Misericordia (11/13/22)
FG Att.	2	vs. Misericordia (11/13/22)
3-Point FG	1	vs. Misericordia (11/13/22)
3-Point Att.	2	vs. Misericordia (11/13/22)
Free Throws		
FT Att.		

### MISC. CAREER STATS

Category	Total	Latest
Double-Figure Pts.		
20+ Point Games		
5+ assists		
10+ rebounds		
Double-Doubles		

### MISC. SEASON STATS

Category	Total	Latest
Double-Figure Pts.		
20+ Point Games		
5+ assists		
10+ rebounds		
Double-Doubles		

### CURRENT SEASON (2022-23)

Saw action against UMBC (12/3)... In the Grace Hall Game versus Misericordia, he recorded his first-career basket with a three-pointer (11/13)... Saw action versus Syracuse to open the season (11/7).

### BEFORE LEHIGH

Played high school basketball for Allentown Central Catholic High School ... Won two district championships and one state championship at Allentown Central Catholic ... Played on multiple AAU teams including Team Final Red (Allentown, Pa), Jersey Shore Warriors and NEPA Elite (Scranton, Pa).

Opponent	Date	GS	MIN	Total		3-Pointers		Free throws		Rebounds				PF				PTS		AVG
				FG-FGA	PCT	3FG-3FGA	PCT	FT-FTA	PCT	OFF	DEF	TOT	AVG	PF	A	TO	BLK	STL	PTS	
at Syracuse	11/07/2022		00:54	0-0	.000	0-0	.000	0-0	.000	0	0	0	0.0	0	0	0	0	0	0	0.0
Misericordia	11/13/2022		04:37	1-4	.250	1-2	.500	0-0	.000	0	0	0	0.0	0	0	0	0	0	3	1.5
UMBC	12/03/2022		01:10	0-0	.000	0-0	.000	0-0	.000	0	0	0	0.0	0	0	0	0	0	0	1.0
<b>Totals</b>			<b>0 06:42</b>	<b>1-4</b>	<b>.250</b>	<b>1-2</b>	<b>.500</b>	<b>0-0</b>	<b>.000</b>	<b>0</b>	<b>0</b>	<b>0</b>	<b>0.0</b>	<b>0</b>	<b>0</b>	<b>0</b>	<b>0</b>	<b>0</b>	<b>3</b>	<b>1.0</b>

### Player Averages

Games Played	Minutes/game	Points/game	FG Pct	3FG Pct	FT Pct	Rebounds/game	Assists/game	Turnovers/game	Assist/Turnover ratio	Steals/game	Blocks/game
3	2.2	1.0	25.0	50.0	0.0	0.0	0.0	0.0	0.0	0.0	0.0

## Career Stats

				Field Goals		3-Point		F-Throws		Rebounds									Scoring	
SEASON	TEAM	GP-GS	MIN/AVG	FG-FGA	FG%	3FG-3FGA	3FG%	FT-FTA	FT%	OFF	DEF	TOT	AVG	PF-FO	A	TO	BLK	STL	PTS	AVG
2022-23	Lehigh	3-0	7/2.2	1-4	.250	1-2	.500	0-0	.000	0	0	0	0.0	0-0	0	0	0	0	3	1.0
TOTAL		3-0	7/2.2	1-4	.250	1-2	.500	0-0	.000	0	0	0	0.0	0-0	0	0	0	0	3	1.0



## 13 KEITH HIGGINS JR.

So. • Guard • 6-4 • Arts and Sciences  
West Hills, Calif. • Chaminade Prep

### CAREER HIGHS

Category	Total	Latest
Points	26	at Bucknell (1/13/22)
Rebounds	7	at Colgate (2/9/22)
Assists	9	at Bucknell (1/13/22)
Minutes	37	at Boston U. (1/22/22)
Steals	3	vs. American (2/23/22)
Blocks	2	at Loyola (2/20/22)
Field Goals	10	at Bucknell (1/13/22)
FG Att.	17	at Colgate (3/6/22)
3-Point FG	6	at Bucknell (1/13/22)
3-Point Att.	9	at Bucknell (1/13/22)
Free Throws	7	vs. Eastern (12/29/21)
FT Att.	8	vs. Eastern (12/29/21)

### 2022-23 SEASON HIGHS

Category	Total	Latest
Points	17	vs. Misericordia (11/13/22)
Rebounds	6	vs. Monmouth (11/27/22)
Assists	3	vs. Monmouth (11/27/22)
Minutes	34	vs. Monmouth (11/27/22)
Steals	2	vs. Monmouth (11/27/22)
Blocks	1	at Saint Francis (11/21/22)
Field Goals	6	vs. Misericordia (11/13/22)
FG Att.	12	at Saint Francis (11/21/22)
3-Point FG	3	vs. Marist (11/16/22)
3-Point Att.	8	vs. Marist (11/16/22)
Free Throws	4	vs. Marist (11/16/22)
FT Att.	5	vs. Marist (11/16/22)

### MISC. CAREER STATS

Category	Total	Latest
Double-Figure Pts.	15	at Colgate (3/6/22)
20+ Point Games	2	at Bucknell (1/13/22)
5+ assists	5	vs. American (2/23/22)
10+ rebounds		
Double-Doubles		

### MISC. SEASON STATS

Category	Total	Latest
Double-Figure Pts.		
20+ Point Games		
5+ assists		
10+ rebounds		
Double-Doubles		

## CURRENT SEASON (2022-23)

Scored six points and dished out four assists to go with two rebounds against UMBC (12/4)... Recorded 14 points in back-to-back games and went 4-for-8 behind the three-point line to go with five boards, two assists and a steal at UMES (11/30)... Scored 14 points with six rebounds, three assists and two steals in the win over Monmouth (11/27)... Tossed in nine points, two assists, a block and a rebound in the win over Saint Francis (Pa.) (11/21)... Leading scorer with 15 points against Marist with three three-pointers, to go with five rebounds and three assists (11/16)... In the Grace Hall Game versus Misericordia, he led all scorers with 17 points and went 6-for-9 from the field while grabbing three rebounds, two assists, a block and a steal (11/13)... Against Virginia Tech, he went 4-for-9 from the floor with a three-pointer for nine points to go with three rebounds, two assists and a steal (11/10)... Opened the season by scoring nine points with three assists and a steal versus Syracuse (11/7).

## BEFORE LEHIGH

Out of Chaminade Prep in California ... Named first team All-Mission League and also named first team 2AA CIF (California Interscholastic Federation) ... Scored over 1,300 points over first three seasons, averaging 17.6 points, 4.0 rebounds, 2.1 assists and 2.0 steals per game ... Ranked as a top 100 national shooting guard and top 20 Southern California overall player ... As a senior, scored a school record 51 points on Saturday, May 1, 2021 in a 99-76 win over Santa Clarita Christian.

Opponent	Date	GS	MIN	Total FG-FGA	PCT	3-Pointers 3FG-3FGA	PCT	Free throws FT-FTA	PCT	Rebounds OFF DEF TOT AVG	PF	A	TO	BLK	STL	PTS	AVG
at Syracuse	11/07/2022	*	27:30	4-12	.333	1-6	.167	0-0	.000	0 2 2 2.0	2	3	1	0	1	9	9.0
at Virginia Tech	11/10/2022	*	24:17	4-9	.444	1-4	.250	0-0	.000	0 3 3 2.5	1	2	0	0	1	9	9.0
Misericordia	11/13/2022	*	18:30	6-9	.667	3-6	.500	2-2	1.000	0 3 3 2.7	0	2	1	1	1	17	11.7
Marist	11/16/2022	*	32:44	4-10	.400	3-8	.375	4-5	.800	0 5 5 3.3	1	3	2	0	0	15	12.5
at Saint Francis (PA)	11/21/2022	*	29:23	4-12	.333	1-4	.250	0-1	.000	0 1 1 2.8	0	2	2	1	0	9	11.8
Monmouth	11/27/2022	*	34:05	5-11	.455	2-5	.400	2-2	1.000	0 6 6 3.3	2	3	0	0	2	14	12.2
at UMES	11/30/2022	*	29:30	5-11	.455	4-8	.500	0-0	.000	1 4 5 3.6	0	2	2	0	1	14	12.4
UMBC	12/03/2022	*	17:53	1-6	.167	1-4	.250	3-3	1.000	0 2 2 3.4	2	4	1	0	0	6	11.6
<b>Totals</b>			<b>8</b>	<b>213:52</b>	<b>.330</b>	<b>4-13</b>	<b>.308</b>	<b>11-13</b>	<b>.846</b>	<b>1 26 27 3.4</b>	<b>8</b>	<b>21</b>	<b>9</b>	<b>2</b>	<b>6</b>	<b>93</b>	<b>11.6</b>

### Player Averages

Games Played	Minutes/game	Points/game	FG Pct	3FG Pct	FT Pct	Rebounds/game	Assists/game	Turnovers/game	Assist/Turnover ratio	Steals/game	Blocks/game
8	26.7	11.6	41.3	35.6	84.6	3.4	2.6	1.1	2.3	0.8	0.3

## Career Stats

				Field Goals		3-Point		F-Throws		Rebounds								Scoring		
SEASON	TEAM	GP-GS	MIN/AVG	FG-FGA	FG%	3FG-3FGA	3FG%	FT-FTA	FT%	OFF	DEF	TOT	AVG	PF-FO	A	TO	BLK	STL	PTS	AVG
2021-22	Lehigh	31-21	798/25.7	103-251	.410	48-131	.366	25-36	.694	11	71	82	2.6	53-0	70	31	13	18	279	9.0
2022-23	Lehigh	8-8	214/26.7	33-80	.413	16-45	.356	11-13	.846	1	26	27	3.4	8-0	21	9	2	6	93	11.6
TOTAL		39-29	1012/25.9	136-331	.411	64-176	.364	36-49	.735	12	97	109	2.8	61-0	91	40	15	24	372	9.5

**CURRENT SEASON (2022-23)**

Has not seen action due to injury.

**BEFORE LEHIGH**

Four-year varsity player, three-year starter and two-year captain at Germantown Academy ... Led team in rebounding both junior and senior years (averaging 8.5) ... Averaged 14.8 points per game as a senior, 12.4 as a junior, 10.5 as a sophomore and 8.0 as a freshman ... Was a two-time MVP recipient at the annual State College Holiday Tournament (2018 and 2019) ... Averaged 11 points and six rebounds per game on the UAA circuit as a junior ... Played AAU basketball with DC Premier UAA and CT Elite ... Ranked as a "Top Ten Wing" in PA by Rivals Sports ... Along with basketball, was the quarterback of the football team as a freshman before getting injured and ultimately stopped playing football ... In the classroom, finished with honors ... Was a chair of both a local Christian faith club and a Black students club ... Also founded an entrepreneurship club alongside a friend ... Served as chair of community-based volunteer service that aims to help under-privileged youth with pressing problems of police brutality, mass incarceration, drug abuse, budgeting skills and growing up with a single parent.

**15 LUKE TRAINA**

Sr. • Guard • 6-5 • Management  
Doylestown, Pa. • Germantown Academy

**CAREER HIGHS**

Category	Total	Latest
Points		
Rebounds		
Assists		
Minutes		
Steals		
Blocks		
Field Goals		
FG Att.		
3-Point FG		
3-Point Att.		
Free Throws		
FT Att.		

**2022-23 SEASON HIGHS**

Category	Total	Latest
Points		
Rebounds		
Assists		
Minutes		
Steals		
Blocks		
Field Goals		
FG Att.		
3-Point FG		
3-Point Att.		
Free Throws		
FT Att.		

**MISC. CAREER STATS**

Category	Total	Latest
Double-Figure Pts.		
20+ Point Games		
5+ assists		
10+ rebounds		
Double-Doubles		

**MISC. SEASON STATS**

Category	Total	Latest
Double-Figure Pts.		
20+ Point Games		
5+ assists		
10+ rebounds		
Double-Doubles		





## 20 JAYSHEN SAIGAL

Jr. · Guard · 6-2 · Finance  
Scarsdale, N.Y. · Scarsdale

### CAREER HIGHS

Category	Total	Latest
Points	3	at Syracuse (11/7/22)
Rebounds	1	vs. Misericordia (11/13/22)
Assists	1	vs. Misericordia (11/13/22)
Minutes	3	at Bucknell (1/31/21)
Steals	1	vs. Saint Francis (11/28/21)
Blocks		
Field Goals	1	at Syracuse (11/7/22)
FG Att.	1	vs. Misericordia (11/13/22)
3-Point FG	1	at Syracuse (11/7/22)
3-Point Att.	1	vs. Misericordia (11/13/22)
Free Throws		
FT Att.		

### 2022-23 SEASON HIGHS

Category	Total	Latest
Points	3	at Syracuse (11/7/22)
Rebounds	1	vs. Misericordia (11/13/22)
Assists	1	vs. Misericordia (11/13/22)
Minutes	8	vs. Misericordia (11/13/22)
Steals		
Blocks		
Field Goals	1	at Syracuse (11/7/22)
FG Att.	1	vs. Misericordia (11/13/22)
3-Point FG	1	at Syracuse (11/7/22)
3-Point Att.	1	vs. Misericordia (11/13/22)
Free Throws		
FT Att.		

### MISC. CAREER STATS

Category	Total	Latest
Double-Figure Pts.		
20+ Point Games		
5+ assists		
10+ rebounds		
Double-Doubles		

### MISC. SEASON STATS

Category	Total	Latest
Double-Figure Pts.		
20+ Point Games		
5+ assists		
10+ rebounds		
Double-Doubles		

## CURRENT SEASON (2022-23)

Saw action against UMBC (12/3)... In the Grace Hall Game versus Misericordia, he grabbed a rebound and was credited with an assist (11/13)... Saw action against Virginia Tech (11/10)... Opened the season by hitting a three-pointer versus Syracuse (11/7).

## BEFORE LEHIGH

Named All-League, All-Conference and All-Section as a senior at Scarsdale High School ... Finished season with averages of 20.8 points, 9.4 rebounds and 3.8 assists ... Named LHBCA first team and 13th team All-State (New York) ... In 2019, was named All-State honorable mention ... Averaged 15 points, 8.2 rebounds and 4.2 assists.

Opponent	Date	GS	MIN	Total		3-Pointers		Free throws		Rebounds									
				FG-FGA	PCT	3FG-3FGA	PCT	FT-FTA	PCT	OFF	DEF	TOT	AVG	PF	A	TO	BLK	STL	PTS
at Syracuse	11/07/2022		01:34	1-1	1.000	1-1	1.000	0-0	.000	0	0	0	0.0	0	0	0	0	3	3.0
at Virginia Tech	11/10/2022		01:59	0-0	.000	0-0	.000	0-0	.000	0	0	0	0.0	0	0	0	0	0	1.5
Misericordia	11/13/2022		08:07	0-1	.000	0-1	.000	0-0	.000	0	1	1	0.3	1	1	0	0	0	1.0
UMBC	12/03/2022		01:53	0-0	.000	0-0	.000	0-0	.000	0	0	0	0.3	0	0	0	0	0	0.8
Totals		0	13:33	1-2	.500	1-2	.500	0-0	.000	0	1	1	0.3	1	1	0	0	3	0.8

### Player Averages

Games Played	Minutes/game	Points/game	FG Pct	3FG Pct	FT Pct	Rebounds/game	Assists/game	Turnovers/game	Assist/Turnover ratio	Steals/game	Blocks/game
4	3.4	0.8	50.0	50.0	0.0	0.3	0.3	0.3	1.0	0.0	0.0

## Career Stats

SEASON	TEAM	GP-GS	MIN/AVG	FG-FGA	FG%	3FG-3FGA	3FG%	FT-FTA	FT%	OFF	DEF	TOT	AVG	PF-FO	A	TO	BLK	STL	PTS	AVG
2020-21	Lehigh	4-0	5/1.3	0-1	.000	0-1	.000	0-0	.000	0	0	0	0.0	0-0	0	0	0	0	0	0.0
2021-22	Lehigh	11-0	16/1.5	2-8	.250	1-3	.333	0-0	.000	2	0	2	0.2	0-0	2	0	0	1	5	0.5
2022-23	Lehigh	4-0	14/3.4	1-2	.500	1-2	.500	0-0	.000	0	1	1	0.3	1-0	1	1	0	0	3	0.8
<b>TOTAL</b>		<b>19-0</b>	<b>35/1.9</b>	<b>3-11</b>	<b>.273</b>	<b>2-6</b>	<b>.333</b>	<b>0-0</b>	<b>.000</b>	<b>2</b>	<b>1</b>	<b>3</b>	<b>0.2</b>	<b>1-0</b>	<b>3</b>	<b>1</b>	<b>0</b>	<b>1</b>	<b>8</b>	<b>0.4</b>



## 21 BURKE CHEBUHAR

Jr. · Forward · 6-8 · Finance  
Marietta, Ga. · The Walker School

### CAREER HIGHS

Category	Total	Latest
Points	4	at Colgate (2/9/22)
Rebounds	2	vs. Misericordia (11/13/22)
Assists	1	at Syracuse (11/7/22)
Minutes	5	vs. Misericordia (11/13/22)
Steals	1	at Syracuse (11/7/22)
Blocks	1	vs. Misericordia (11/13/22)
Field Goals	1	vs. Misericordia (11/13/22)
FG Att.	3	vs. Misericordia (11/13/22)
3-Point FG	1	at Colgate (2/9/22)
3-Point Att.	1	at Virginia Tech (11/10/22)
Free Throws	1	at Colgate (2/9/22)
FT Att.	2	at Colgate (2/9/22)

### 2022-23 SEASON HIGHS

Category	Total	Latest
Points	2	vs. Misericordia (11/13/22)
Rebounds	2	vs. Misericordia (11/13/22)
Assists	1	at Syracuse (11/7/22)
Minutes	5	vs. Misericordia (11/13/22)
Steals	1	at Syracuse (11/7/22)
Blocks	1	vs. Misericordia (11/13/22)
Field Goals	1	vs. Misericordia (11/13/22)
FG Att.	3	vs. Misericordia (11/13/22)
3-Point FG		
3-Point Att.	1	at Virginia Tech (11/10/22)
Free Throws		
FT Att.		

### MISC. CAREER STATS

Category	Total	Latest
Double-Figure Pts.		
20+ Point Games		
5+ assists		
10+ rebounds		
Double-Doubles		

### MISC. SEASON STATS

Category	Total	Latest
Double-Figure Pts.		
20+ Point Games		
5+ assists		
10+ rebounds		
Double-Doubles		

### CURRENT SEASON (2022-23)

Saw action against UMBC (12/3)... In the Grace Hall Game versus Misericordia, he scored two points, grabbed a rebound and blocked a shot(11/13)... Saw action against Virginia Tech (11/10)... Opened the season by getting a steal versus Syracuse (11/7).

### BEFORE LEHIGH

Four-year varsity player and captain senior year at The Walker School ... Was a 1,000 point scorer ... The Walker School's all-time leading rebounder ... Won the Deflection Award junior year ... As a senior, was awarded "The Wolverine Award" - given to the player who exemplifies leadership, integrity, work ethic and academic excellence on a daily basis ... Helped lead team to the Sweet Sixteen in the Georgia High School Basketball Tournament 1A Division in 2017-2018 and 2018-2019 ... Advanced to the Elite Eight in the 2019-2020 season ... Was a second -team all-region honoree in 2016-2017, 2017-2018 and 2019-2020 ... Off the court, was one of 16 seniors selected for The Walker School's competitive Peer Leadership Program. Students are selected for being positive role models, leadership, and scholarship ... In the position, mentored an incoming freshman advisory with a fellow classmate...transfer from Bowdoin College.

Opponent	Date	GS	MIN	Total		3-Pointers		Free throws		Rebounds				PF		A		TO		BLK		STL		PTS		AVG
				FG-FGA	PCT	3FG-3FGA	PCT	FT-FTA	PCT	OFF	DEF	TOT	AVG	PF	A	TO	BLK	STL	PTS							
at Syracuse	11/07/2022		02:14	0-0	.000	0-0	.000	0-0	.000	0	0	0	0.0	0	1	0	0	1	0	0	1	0	0.0			
at Virginia Tech	11/10/2022		01:18	0-1	.000	0-1	.000	0-0	.000	0	0	0	0.0	0	0	0	0	0	0	0	0	0.0				
Misericordia	11/13/2022		05:00	1-3	.333	0-0	.000	0-0	.000	1	1	2	0.7	0	0	0	1	0	2	0.7						
UMBC	12/03/2022		01:10	0-0	.000	0-0	.000	0-0	.000	0	0	0	0.5	0	0	0	0	0	0	0	0.5					
Totals		0	09:42	1-4	.250	0-1	.000	0-0	.000	1	1	2	0.5	0	1	0	1	1	2	0.5						

### Player Averages

Games Played	Minutes/game	Points/game	FG Pct	3FG Pct	FT Pct	Rebounds/game	Assists/game	Turnovers/game	Assist/Turnover ratio	Steals/game	Blocks/game
4	2.4	0.5	25.0	0.0	0.0	0.5	0.3	0.0	1.0	0.3	0.3

## Career Stats

SEASON	TEAM	GP-GS	MIN/AVG	FG-FGA	FG%	3FG-3FGA	3FG%	FT-FTA	FT%	OFF	DEF	TOT	AVG	PF-FO	A	TO	BLK	STL	PTS	AVG
2021-22	Lehigh	11-0	17/1.5	2-4	.500	2-3	.667	4-6	.667	1	0	1	0.1	1-0	1	1	0	1	10	0.9
2022-23	Lehigh	4-0	10/2.4	1-4	.250	0-1	.000	0-0	.000	1	1	2	0.5	0-0	1	0	1	1	2	0.5
<b>TOTAL</b>		<b>15-0</b>	<b>26/1.8</b>	<b>3-8</b>	<b>.375</b>	<b>2-4</b>	<b>.500</b>	<b>4-6</b>	<b>.667</b>	<b>2</b>	<b>1</b>	<b>3</b>	<b>0.2</b>	<b>1-0</b>	<b>2</b>	<b>1</b>	<b>1</b>	<b>2</b>	<b>12</b>	<b>0.8</b>



## 22 TYLER WHITNEY-SIDNEY

So. · G · 6-2 · Arts and Sciences  
Somerville, Mass. · Brooks School

### CAREER HIGHS

Category	Total	Latest
Points	23	vs. UMBC (12/3/22)
Rebounds	9	at UMES (11/13/22)
Assists	8	vs. Army (3/3/22)
Minutes	37	vs. Army (3/3/22)
Steals	4	vs. UMBC (12/3/22)
Blocks	1	at Navy (1/19/22)
Field Goals	7	vs. UMBC (12/3/22)
FG Att.	14	vs. UMBC (12/3/22)
3-Point FG	3	vs. UMBC (12/3/22)
3-Point Att.	4	vs. UMBC (12/3/22)
Free Throws	10	vs. Monmouth (11/27/22)
FT Att.	10	vs. Monmouth (11/27/22)

### 2022-23 SEASON HIGHS

Category	Total	Latest
Points	23	vs. UMBC (12/3/22)
Rebounds	9	at UMES (11/30/22)
Assists	4	at Saint Francis (11/21/22)
Minutes	34	vs. UMBC (12/3/22)
Steals	4	vs. UMBC (12/3/22)
Blocks		
Field Goals	7	vs. UMBC (12/3/22)
FG Att.	14	vs. UMBC (12/3/22)
3-Point FG	3	vs. UMBC (12/3/22)
3-Point Att.	4	vs. UMBC (12/3/22)
Free Throws	10	vs. Monmouth (11/27/22)
FT Att.	10	vs. Monmouth (11/27/22)

### MISC. CAREER STATS

Category	Total	Latest
Double-Figure Pts.	8	vs. Army (3/3/22)
20+ Point Games		
5+ assists		
10+ rebounds		
Double-Doubles		

### MISC. SEASON STATS

Category	Total	Latest
Double-Figure Pts.	3	vs. Monmouth (11/27/22)
20+ Point Games		
5+ assists		
10+ rebounds		
Double-Doubles		

## CURRENT SEASON (2022-23)

Posted his fourth straight double-figure performance and career high 23 points in the game against UMBC to go with a team high four steals, four rebounds and an assist (12/3)... Led the squad with 17 points and nine rebounds to go with two assists and a steal on the road at UMES (11/30)... Recorded 13 points, 10 of which came from the free throw line, to go with four rebounds and two steals in the win over Monmouth (11/27)... Leading scorer with 18 points in the win over Saint Francis (Pa.) to go with six rebounds, four assists and three steals (11/27)... Scored all five of his points from the free-throw line and tied his career-high with eight rebounds to go with an steal in the win versus Marist (11/16)... In the Grace Hall Game versus Misericordia, he scored a season-high 15 points, going 6-for-11 from the field, to go with a career-high four steals and a rebound (11/13)... Scored eight points and grabbed four rebounds to go with three steals against Virginia Tech (11/10)... Opened the season with six points, going 4-for-4 at the foul line, with four rebounds and two assists versus Syracuse (11/7).

## BEFORE LEHIGH

From the Brooks School, was named a three-star recruit by both ESPN and Rivals ... Top 50 nationally ranked point guard according to Corey Evans ... Finished senior year as the No. 1 ranked point guard in Massachusetts by ESPN and top five overall in the state ... Named All-NEPSAC and All-ISL as a sophomore ... In 2018, scored 35 points in a game, which was the school's second-highest total in the past 20 years for a Brooks player ... Through his junior year, owned 1,145 career points, averaging 13.4 points and 4.1 rebounds over his high school career ... Named a prefect at Brooks School - a significant lead-

Opponent	Date	GS	MIN	Total		3-Pointers		Free throws		Rebounds				PF		A		TO		BLK		STL		PTS		AVG
				FG-FGA	PCT	3FG-3FGA	PCT	FT-FTA	PCT	OFF	DEF	TOT	AVG													
at Syracuse	11/07/2022	*	25:00	1-4	.250	0-1	.000	4-4	1.000	0	4	4	4.0	2	2	4	0	0	6	6.0						
at Virginia Tech	11/10/2022	*	24:41	3-7	.429	1-2	.500	1-2	.500	1	3	4	4.0	1	1	2	0	3	8	7.0						
Misericordia	11/13/2022	*	16:19	6-11	.545	1-4	.250	2-2	1.000	1	0	1	3.0	2	3	1	0	4	15	9.7						
Marist	11/16/2022	*	17:27	0-2	.000	0-1	.000	5-6	.833	0	8	8	4.3	3	1	1	0	1	5	8.5						
at Saint Francis (PA)	11/21/2022	*	28:25	6-10	.600	2-4	.500	4-6	.667	1	5	6	4.6	3	4	2	0	3	18	10.4						
Monmouth	11/27/2022	*	22:49	1-5	.200	1-1	1.000	10-10	1.000	2	2	4	4.5	3	0	2	0	2	13	10.8						
at UMES	11/30/2022	*	27:51	5-10	.500	1-2	.500	6-6	1.000	1	8	9	5.1	1	2	6	0	1	17	11.7						
UMBC	12/03/2022	*	33:15	7-14	.500	3-4	.750	6-7	.857	1	3	4	5.0	0	1	4	0	4	23	13.1						
<b>Totals</b>			<b>8</b>	<b>195:47</b>	<b>29-63</b>	<b>.460</b>	<b>9-19</b>	<b>.474</b>	<b>38-43</b>	<b>.884</b>	<b>7</b>	<b>33</b>	<b>40</b>	<b>5.0</b>	<b>15</b>	<b>14</b>	<b>22</b>	<b>0</b>	<b>18</b>	<b>105</b>	<b>13.1</b>					

### Player Averages

Games Played	Minutes/game	Points/game	FG Pct	3FG Pct	FT Pct	Rebounds/game	Assists/game	Turnovers/game	Assist/Turnover ratio	Steals/game	Blocks/game
8	24.5	13.1	46.0	47.4	88.4	5.0	1.8	2.8	0.6	2.3	0.0

## Career Stats

				Field Goals		3-Point		F-Throws		Rebounds										Scoring	
SEASON	TEAM	GP-GS	MIN/AVG	FG-FGA	FG%	3FG-3FGA	3FG%	FT-FTA	FT%	OFF	DEF	TOT	AVG	PF-FO	A	TO	BLK	STL	PTS	AVG	
2021-22	Lehigh	29-18	625/21.5	63-153	.412	9-23	.391	42-56	.750	10	63	73	2.5	54-0	55	47	1	17	177	6.1	
2022-23	Lehigh	8-8	196/24.5	29-63	.460	9-19	.474	38-43	.884	7	33	40	5.0	15-0	14	22	0	18	105	13.1	
TOTAL		37-26	820/22.2	92-216	.426	18-42	.429	80-99	.808	17	96	113	3.1	69-0	69	69	1	35	282	7.6	





## 23 BUBE MOMAH

Fy. F - 6-8 - Business  
Unionville, Conn. - Brewster Academy

### CAREER HIGHS

Category	Total	Latest
Points	5	vs. Misericordia (11/13/22)
Rebounds	3	vs. Misericordia (11/13/22)
Assists	1	vs. UMBC (12/3/22)
Minutes	13	vs. Misericordia (11/13/22)
Steals	1	vs. UMES (11/30/22)
Blocks	1	at Virginia Tech (11/10/22)
Field Goals	2	at Syracuse (11/7/22)
FG Att.	3	at Virginia Tech (11/10/22)
3-Point FG		
3-Point Att.		
Free Throws	3	vs. Misericordia (11/13/22)
FT Att.	4	vs. Misericordia (11/13/22)

### 2022-23 SEASON HIGHS

Category	Total	Latest
Points	5	vs. Misericordia (11/13/22)
Rebounds	3	vs. Misericordia (11/13/22)
Assists	1	vs. Misericordia (11/13/22)
Minutes	13	vs. Misericordia (11/13/22)
Steals		
Blocks	1	at Virginia Tech (11/10/22)
Field Goals	2	at Syracuse (11/7/22)
FG Att.	3	at Virginia Tech (11/10/22)
3-Point FG		
3-Point Att.		
Free Throws	3	vs. Misericordia (11/13/22)
FT Att.	4	vs. Misericordia (11/13/22)

### MISC. CAREER STATS

Category	Total	Latest
Double-Figure Pts.		
20+ Point Games		
5+ assists		
10+ rebounds		
Double-Doubles		

### MISC. SEASON STATS

Category	Total	Latest
Double-Figure Pts.		
20+ Point Games		
5+ assists		
10+ rebounds		
Double-Doubles		

### CURRENT SEASON (2022-23)

Recorded a rebound and an assist against UMBC (12/3)... Saw action on the road at Maryland Eastern Shore (11/30)... Played multiple minutes in the win versus Monmouth (11/27)... Got on the court versus Saint Francis (Pa.) (11/21)... Saw action versus Marist (11/16)... In the Grace Hall Game versus Misericordia, he scored five points to match his career-high, grabbed three rebounds and one assist (11/13)... Recored two rebounds and a blocked shot action against Virginia Tech (11/10)... Opened the season with five points versus Syracuse (11/7).

### BEFORE LEHIGH

Played high school basketball for Phillips Andover (Mass.) and prep school at Brewster Academy in New Hampshire ... At Phillips Andover, averaged 17 points and seven rebounds ... The athletic forward also played AAU for Nike's EYBL PSA Cardinals ... Was ranked as high as a three-star prospect, ranked in the top 50 forwards in the class of 2022 and the No. 5 overall player in New Hampshire ... Also ranked in the Top 20 in a very competitive New England region, while holding more than 20 scholarship offers from impressive Division I schools.

Opponent	Date	GS	MIN	Total		3-Pointers		Free throws		Rebounds				PF	A	TO	BLK	STL	PTS	AVG
				FG-FGA	PCT	3FG-3FGA	PCT	FT-FTA	PCT	OFF	DEF	TOT	AVG							
at Syracuse	11/07/2022		06:15	2-3	.667	0-0	.000	1-1	1.000	0	0	0	0.0	0	0	0	0	5	5.0	
at Virginia Tech	11/10/2022		06:31	0-3	.000	0-0	.000	0-0	.000	1	1	2	1.0	0	0	0	1	0	2.5	
Misericordia	11/13/2022		12:43	1-1	1.000	0-0	.000	3-4	.750	2	1	3	1.7	1	1	0	0	5	3.3	
Marist	11/16/2022		00:22	0-0	.000	0-0	.000	0-0	.000	0	0	0	1.3	2	0	1	0	0	2.5	
at Saint Francis (PA)	11/21/2022		00:28	0-0	.000	0-0	.000	0-0	.000	0	0	0	1.0	0	0	0	0	0	2.0	
Monmouth	11/27/2022		04:28	0-0	.000	0-0	.000	0-0	.000	0	0	0	0.8	0	1	0	0	0	1.7	
at UMES	11/30/2022		02:42	0-0	.000	0-0	.000	0-0	.000	0	0	0	0.7	0	0	1	0	1	1.4	
UMBC	12/03/2022		06:02	0-0	.000	0-0	.000	0-0	.000	1	0	1	0.8	1	1	1	0	0	1.3	
Totals		0	39:31	3-7	.429	0-0	.000	4-5	.800	4	2	6	0.8	4	3	3	1	1	10	1.3

### Player Averages

Games Played	Minutes/ game	Points/ game	FG Pct	3FG Pct	FT Pct	Rebounds/ game	Assists/ game	Turnovers/ game	Assist/Turnover ratio	Steals/ game	Blocks/ game
8	4.9	1.3	42.9	0.0	80.0	0.8	0.4	0.4	1.0	0.1	0.1

## Career Stats

				Field Goals		3-Point		F-Throws		Rebounds									Scoring	
SEASON	TEAM	GP-GS	MIN/AVG	FG-FGA	FG%	3FG-3FGA	3FG%	FT-FTA	FT%	OFF	DEF	TOT	AVG	PF-FO	A	TO	BLK	STL	PTS	AVG
2022-23	Lehigh	8-0	40/4.9	3-7	.429	0-0	.000	4-5	.800	4	2	6	0.8	4-0	3	3	1	1	10	1.3
<b>TOTAL</b>		<b>8-0</b>	<b>40/4.9</b>	<b>3-7</b>	<b>.429</b>	<b>0-0</b>	<b>.000</b>	<b>4-5</b>	<b>.800</b>	<b>4</b>	<b>2</b>	<b>6</b>	<b>0.8</b>	<b>4-0</b>	<b>3</b>	<b>3</b>	<b>1</b>	<b>1</b>	<b>10</b>	<b>1.3</b>



## 25 BEN KNOSTMAN

So. - Guard - 6-5 - Arts and Sciences  
Dayton, Ohio. - Tippecanoe High School

### CAREER HIGHS

Category	Total	Latest
Points	5	vs. Columbia (11/23/21)
Rebounds	4	vs. Misericordia (11/13/22)
Assists	6	vs. Misericordia (11/13/22)
Minutes	33	vs. Columbia (11/23/21)
Steals	2	vs. Misericordia (11/13/22)
Blocks	2	vs. UMES (12/4/21)
Field Goals	2	vs. Columbia (11/23/21)
FG Att.	3	at Virginia (11/26/21)
3-Point FG	1	vs. Army (3/3/22)
3-Point Att.	2	vs. Columbia (11/23/21)
Free Throws	1	vs. Misericordia (11/13/22)
FT Att.	2	vs. Misericordia (11/13/22)

### 2022-23 SEASON HIGHS

Category	Total	Latest
Points	1	vs. Misericordia (11/13/22)
Rebounds	4	vs. Misericordia (11/13/22)
Assists	6	vs. Misericordia (11/13/22)
Minutes	15	vs. Misericordia (11/13/22)
Steals	2	vs. Misericordia (11/13/22)
Blocks		
Field Goals		
FG Att.	1	vs. Misericordia (11/13/22)
3-Point FG		
3-Point Att.	1	vs. Misericordia (11/13/22)
Free Throws	1	vs. Misericordia (11/13/22)
FT Att.	2	vs. Misericordia (11/13/22)

### MISC. CAREER STATS

Category	Total	Latest
Double-Figure Pts.		
20+ Point Games		
5+ assists	4	vs. Misericordia (11/13/22)
10+ rebounds		
Double-Doubles		

### MISC. SEASON STATS

Category	Total	Latest
Double-Figure Pts.		
20+ Point Games		
5+ assists		
10+ rebounds		
Double-Doubles		

### CURRENT SEASON (2022-23)

Recorded four assists against UMBC (12/3)... In the Grace Hall Game versus Misericordia, he recorded a career-high six assists and tied his career-best of two steals with four rebounds and one point (11/13)... Saw action against Virginia Tech (11/10)... Saw action in the season opener versus Syracuse (11/7).

### BEFORE LEHIGH

Averaged 14.1 points, 9.1 assists, 9.1 rebounds, 2.3 steals and 2.2 blocks per game as a senior ... Along with his tremendous statistics, led Tippecanoe High School to an undefeated record in its league, and the team's first district championship in 12 years ... Was a two-time MVL Player of the Year (and first team honoree) ... Twice named first team All-District 9, and was the District 9 Player of the Year as a senior ... Named the Southwest District's Player of the Year as a senior (and named to the first team) ... First team All-Ohio as a senior as well.

Opponent	Date	GS	MIN	Total		3-Pointers		Free throws		Rebounds				PF	A	TO	BLK	STL	PTS	AVG
				FG-FGA	PCT	3FG-3FGA	PCT	FT-FTA	PCT	OFF	DEF	TOT	AVG							
at Syracuse	11/07/2022		03:09	0-0	.000	0-0	.000	0-0	.000	0	0	0	0.0	1	1	0	0	0	0	0.0
at Virginia Tech	11/10/2022		03:03	0-0	.000	0-0	.000	0-0	.000	0	0	0	0.0	0	1	0	0	0	0	0.0
Misericordia	11/13/2022		14:30	0-1	.000	0-1	.000	1-2	.500	0	4	4	1.3	0	6	0	0	2	1	0.3
UMBC	12/03/2022		10:35	0-0	.000	0-0	.000	0-0	.000	0	0	0	1.0	0	4	2	0	0	0	0.3
<b>Totals</b>		<b>0</b>	<b>31:17</b>	<b>0-1</b>	<b>.000</b>	<b>0-1</b>	<b>.000</b>	<b>1-2</b>	<b>.500</b>	<b>0</b>	<b>4</b>	<b>4</b>	<b>1.0</b>	<b>1</b>	<b>12</b>	<b>2</b>	<b>0</b>	<b>2</b>	<b>1</b>	<b>0.3</b>

### Player Averages

Games Played	Minutes/game	Points/game	FG Pct	3FG Pct	FT Pct	Rebounds/game	Assists/game	Turnovers/game	Assist/Turnover ratio	Steals/game	Blocks/game
4	7.8	0.3	0.0	0.0	50.0	1.0	3.0	0.5	6.0	0.5	0.0

## Career Stats

				Field Goals		3-Point		F-Throws		Rebounds									Scoring	
SEASON	TEAM	GP-GS	MIN/AVG	FG-FGA	FG%	3FG-3FGA	3FG%	FT-FTA	FT%	OFF	DEF	TOT	AVG	PF-FO	A	TO	BLK	STL	PTS	AVG
2021-22	Lehigh	24-8	333/13.9	11-26	.423	5-12	.417	2-4	.500	4	23	27	1.1	24-0	51	43	3	7	29	1.2
2022-23	Lehigh	4-0	31/7.8	0-1	.000	0-1	.000	1-2	.500	0	4	4	1.0	1-0	12	2	0	2	1	0.3
TOTAL		28-8	364/13.0	11-27	.407	5-13	.385	3-6	.500	4	27	31	1.1	25-0	63	45	3	9	30	1.1



## 32 HENRI ADIASSA

Fr. • Center • 6-11 • Arts and Sciences  
Yaoundé, Cameroon • Crossroads School

### CAREER HIGHS

Category	Total	Latest
Points	5 vs. Misericordia (11/13/22)	
Rebounds	7 vs. Marist (11/16/22)	
Assists	1 vs. Misericordia (11/13/22)	
Minutes	18 vs. Marist (11/16/22)	
Steals	2 vs. Marist (11/16/22)	
Blocks	1 vs. Misericordia (11/13/22)	
Field Goals	1 vs. Misericordia (11/13/22)	
FG Att.	3 vs. Misericordia (11/13/22)	
3-Point FG		
3-Point Att.		
Free Throws	3 vs. Misericordia (11/13/22)	
FT Att.	6 vs. Misericordia (11/13/22)	

### 2022-23 SEASON HIGHS

Category	Total	Latest
Points	5 vs. Misericordia (11/13/22)	
Rebounds	7 vs. Marist (11/16/22)	
Assists	1 vs. Misericordia (11/13/22)	
Minutes	18 vs. Marist (11/16/22)	
Steals	2 vs. Marist (11/16/22)	
Blocks	1 vs. Misericordia (11/13/22)	
Field Goals	1 at Saint Francis (11/21/22)	
FG Att.	3 vs. Misericordia (11/13/22)	
3-Point FG		
3-Point Att.	1 at Saint Francis (11/21/22)	
Free Throws	3 vs. Misericordia (11/13/22)	
FT Att.	6 vs. Misericordia (11/13/22)	

### MISC. CAREER STATS

Category	Total	Latest
Double-Figure Pts.		
20+ Point Games		
5+ assists		
10+ rebounds		
Double-Doubles		

### MISC. SEASON STATS

Category	Total	Latest
Double-Figure Pts.		
20+ Point Games		
5+ assists		
10+ rebounds		
Double-Doubles		

### CURRENT SEASON (2022-23)

Recorded a steal and brought down one rebound against UMBC (12/3)... Made his first start and scored two points and brought down seven rebounds, six offensive, with a blocked shot at UMES (11/30)... Grabbed two boards and blocked a shot in the win over Monmouth (11/27)... Scored a bucket in the win over Saint Francis (Pa.) (11/21)... Recorded career-best seven rebounds and two steals in the win over Marist (11/16)... In the Grace Hall Game versus Misericordia, he recorded a career-high five points to go with six rebounds and the first block of his career(11/13)... Slamed down a dunk for his first collegiate points against Virginia Tech (11/10)... grabbed three rebounds in the season opener versus Syracuse (11/7).

### BEFORE LEHIGH

Comes to Lehigh from Santa Monica, California and Crossroads School ... International student from Cameroon, who came to the United States five years ago in pursuit of an American education to help better his life and support his family members in his home country ... Averaged 15 points, 10 rebounds and four blocks in high school as a junior ... Rated as a three-star recruit by Rivals and a top 10 center in California ... In first high school game, put up 16 points and 18 rebounds ... Followed that up with 16 points and 15 rebounds ... Also played AAU basketball for Nike's EYBL Las Vegas Elite - the highest level of grassroots basketball.

Opponent	Date	GS	MIN	Total		3-Pointers		Free throws		Rebounds											
				FG-FGA	PCT	3FG-3FGA	PCT	FT-FTA	PCT	OFF	DEF	TOT	AVG	PF	A	TO	BLK	STL	PTS	AVG	
at Syracuse	11/07/2022		13:24	0-2	.000	0-0	.000	0-2	.000	1	2	3	3.0	3	0	0	0	0	0.0		
at Virginia Tech	11/10/2022		10:31	1-3	.333	0-0	.000	0-0	.000	0	0	0	1.5	2	0	2	0	2	1.0		
Misericordia	11/13/2022		16:16	1-3	.333	0-0	.000	3-6	.500	3	3	6	3.0	3	1	0	1	5	2.3		
Marist	11/16/2022		17:47	0-0	.000	0-0	.000	0-0	.000	1	6	7	4.0	3	0	3	0	2	1.8		
at Saint Francis (PA)	11/21/2022		06:05	1-2	.500	0-1	.000	0-2	.000	0	0	0	3.2	3	0	0	0	2	1.8		
Monmouth	11/27/2022		11:05	0-0	.000	0-0	.000	0-0	.000	0	2	2	3.0	2	0	2	1	0	1.5		
at UMES	11/30/2022	*	29:27	1-4	.250	0-0	.000	0-2	.000	6	1	7	3.6	2	0	2	1	0	1.6		
UMBC	12/03/2022	*	18:59	0-0	.000	0-0	.000	0-2	.000	0	1	1	3.3	3	0	0	0	1	1.4		
Totals		2	123:33	4-14	.286	0-1	.000	3-14	.214	11	15	26	3.3	21	1	9	3	3	11	1.4	

### Player Averages

Games Played	Minutes/game	Points/game	FG Pct	3FG Pct	FT Pct	Rebounds/game	Assists/game	Turnovers/game	Assist/Turnover ratio	Steals/game	Blocks/game
8	15.4	1.4	28.6	0.0	21.4	3.3	0.1	1.1	0.1	0.4	0.4

## Career Stats

				Field Goals		3-Point		F-Throws		Rebounds									Scoring	
SEASON	TEAM	GP-GS	MIN/AVG	FG-FGA	FG%	3FG-3FGA	3FG%	FT-FTA	FT%	OFF	DEF	TOT	AVG	PF-FO	A	TO	BLK	STL	PTS	AVG
2022-23	Lehigh	8-2	124/15.4	4-14	.286	0-1	.000	3-14	.214	11	15	26	3.3	21-0	1	9	3	3	11	1.4
TOTAL		8-2	124/15.4	4-14	.286	0-1	.000	3-14	.214	11	15	26	3.3	21-0	1	9	3	3	11	1.4





## 35 DOMINIC PAROLIN

Jr. • Forward/Center • 6-9 • Mathematics  
Coquitlam, B.C. • Centennial Secondary

### CAREER HIGHS

Category	Total	Latest
Points	15	at Loyola (2/21/21)
Rebounds	14	at Rutgers (11/10/21)
Assists	5	at Holy Cross (1/23/21)
Minutes	29	at Loyola (2/21/21)
Steals	2	at Boston U. (3/3/21)
Blocks	3	at Bucknell (1/16/21)
Field Goals	7	at Loyola (2/21/21)
FG Att.	11	at Loyola (2/21/21)
3-Point FG	1	at Colgate (3/6/22)
3-Point Att.	2	at Colgate (3/6/22)
Free Throws	6	at Lafayette (1/3/21)
FT Att.	9	at Saint Francis (11/21/22)

### 2022-23 SEASON HIGHS

Category	Total	Latest
Points	10	at Virginia Tech (11/10/22)
Rebounds	5	at Virginia Tech (11/10/22)
Assists	1	at Saint Francis (11/21/22)
Minutes	27	at Virginia Tech (11/10/22)
Steals	1	at Saint Francis (11/21/22)
Blocks	1	at Saint Francis (11/21/22)
Field Goals	5	at Virginia Tech (11/10/22)
FG Att.	9	at Virginia Tech (11/10/22)
3-Point FG	1	vs. Misericordia (11/13/22)
3-Point Att.	4	at Saint Francis (11/21/22)
Free Throws	4	at Saint Francis (11/21/22)
FT Att.	9	at Saint Francis (11/21/22)

### MISC. CAREER STATS

Category	Total	Latest
Double-Figure Pts.	2	at Loyola (2/21/21)
20+ Point Games		
5+ assists	1	at Holy Cross (1/23/21)
10+ rebounds	1	at Loyola (2/21/21)
Double-Doubles	1	at Loyola (2/21/21)

### MISC. SEASON STATS

Category	Total	Latest
Double-Figure Pts.	1	
20+ Point Games		
5+ assists		
10+ rebounds		
Double-Doubles		

## CURRENT SEASON (2022-23)

Had one blocked shot against UMBC (12/3)... Scored 12 points with one rebound and a steal on the road at Maryland Eastern Shore (11/30)... Grabbed three rebounds and an assist in the win versus Monmouth (11/27)... Tossed in eight points to go with three rebounds, a blocked shot and a steal in the win over Saint Francis (Pa.) (11/21)... Scored four points with a block and an assist in the win over Marist (11/16)... In the Grace Hall Game versus Misericordia, he scored five points to go with four rebounds and one block (11/13)... Reached double-figures with 10 points and five rebounds against Virginia Tech (11/10)... Scored seven points in the season opener versus Syracuse (11/7).

## BEFORE LEHIGH

Averaged 29 points, 17 rebounds, 4.7 assists, 4.3 blocks and 3.2 steals during an impressive high school career at Centennial Secondary School ... Included were averages of 31 points, 17 rebounds, five assists and three blocks as a senior ... Led team to a No. 1 ranking in the province for the first half of his senior year ... Led team to a fifth-place finish in Provincial Championship, averaging 36 points and being named a first team All-Star ... Served as a team captain as a senior ... Named Fraser North Regional Tournament MVP ... Named a BC Provincial First All-Star and was a Canadian All-Star ... Named to the Biosteel All-Canadian Team as a top 24 high school player in the country ... Also highlighted as the biggest sleeper in his class by North Pole Hoops ... Had a 41-point, 20-rebound effort in a Tsumura Basketball Invitational championship final victory, which helped him earn tournament MVP ... Garnered an invitation to the Canadian U18 National Team's final selection camp ... In the summer of 2019, was a member of the BC Provincial U17 team ... Also competed for Drive Basketball in the Under Armour Rise Circuit ... In the classroom, posted a stellar 4.0 grade point average throughout high school.

Opponent	Date	GS	MIN	Total		3-Pointers		Free throws		Rebounds											
				FG-FGA	PCT	3FG-3FGA	PCT	FT-FTA	PCT	OFF	DEF	TOT	AVG	PF	A	TO	BLK	STL	PTS	AVG	
at Syracuse	11/07/2022	*	15:57	2-4	.500	0-0	.000	3-4	.750	0	0	0	0.0	2	0	3	0	0	7	7.0	
at Virginia Tech	11/10/2022	*	21:39	5-9	.556	0-1	.000	0-0	.000	3	2	5	2.5	2	0	2	0	0	10	8.5	
Misericordia	11/13/2022	*	11:29	2-8	.250	0-1	.000	1-2	.500	1	3	4	3.0	0	1	0	1	0	5	7.3	
Marist	11/16/2022	*	16:43	2-4	.500	0-0	.000	0-0	.000	0	0	0	2.3	0	1	1	1	0	4	6.5	
at Saint Francis (PA)	11/21/2022	*	26:42	2-3	.667	0-0	.000	4-9	.444	0	3	3	2.4	4	0	1	1	1	8	6.8	
Monmouth	11/27/2022	*	19:21	0-2	.000	0-1	.000	0-0	.000	0	3	3	2.5	2	1	0	0	0	0	5.7	
at UMES	11/30/2022	*	24:09	5-10	.500	0-0	.000	2-2	1.000	0	1	1	2.3	2	0	1	0	1	12	6.6	
UMBC	12/03/2022	*	12:52	0-1	.000	0-1	.000	0-0	.000	0	0	0	2.0	2	0	1	1	0	0	5.8	
Totals			8	148:51	18-41	.439	0-4	.000	10-17	.588	4	12	16	2.0	14	3	9	4	2	46	5.8

### Player Averages

Games Played	Minutes/game	Points/game	FG Pct	3FG Pct	FT Pct	Rebounds/game	Assists/game	Turnovers/game	Assist/Turnover ratio	Steals/game	Blocks/game
8	18.6	5.8	43.9	0.0	58.8	2.0	0.4	1.1	0.3	0.3	0.5

## Career Stats

SEASON	TEAM	GP-GS	MIN/AVG	FG-FGA	FG%	3FG-3FGA	3FG%	FT-FTA	FT%	OFF	DEF	TOT	AVG	PF-FO	A	TO	BLK	STL	PTS	AVG
2020-21	Lehigh	15-0	283/18.8	32-68	.471	0-1	.000	28-36	.778	25	40	65	4.3	27-0	13	13	5	10	92	6.1
2021-22	Lehigh	32-9	586/18.3	51-111	.459	3-7	.429	33-46	.717	41	84	125	3.9	65-0	31	37	22	15	138	4.3
2022-23	Lehigh	8-8	149/18.6	18-41	.439	0-4	.000	10-17	.588	4	12	16	2.0	14-0	3	9	4	2	46	5.8
<b>TOTAL</b>		<b>55-17</b>	<b>1017/18.5</b>	<b>101-220</b>	<b>.459</b>	<b>3-12</b>	<b>.250</b>	<b>71-99</b>	<b>.717</b>	<b>70</b>	<b>136</b>	<b>206</b>	<b>3.7</b>	<b>106-0</b>	<b>47</b>	<b>59</b>	<b>31</b>	<b>27</b>	<b>276</b>	<b>5.0</b>



## 42 JT TAN

Jr. • Center • 6-8 • Sociology  
Redondo Beach, Calif. • Rolling Hills Prep

### CAREER HIGHS

Category	Total	Latest
Points	9	vs. Monmouth (11/27/22)
Rebounds	9	vs. Monmouth (11/27/22)
Assists	3	at Syracuse (11/7/22)
Minutes	26	at Syracuse (11/7/22)
Steals	1	vs. Misericordia (11/13/22)
Blocks	1	vs. Monmouth (11/27/22)
Field Goals	4	vs. Monmouth (11/27/22)
FG Att.	7	vs. Monmouth (11/27/22)
3-Point FG		
3-Point Att.		
Free Throws	1	vs. Monmouth (11/27/22)
FT Att.	2	vs. Monmouth (11/27/22)

### 2022-23 SEASON HIGHS

Category	Total	Latest
Points	9	vs. Monmouth (11/27/22)
Rebounds	9	vs. Monmouth (11/27/22)
Assists	3	at Syracuse (11/7/22)
Minutes	26	at Syracuse (11/7/22)
Steals	1	vs. Misericordia (11/13/22)
Blocks	1	vs. Monmouth (11/27/22)
Field Goals	4	vs. Monmouth (11/27/22)
FG Att.	7	vs. Monmouth (11/27/22)
3-Point FG		
3-Point Att.		
Free Throws	1	vs. Monmouth (11/27/22)
FT Att.	2	vs. Monmouth (11/27/22)

### MISC. CAREER STATS

Category	Total	Latest
Double-Figure Pts.		
20+ Point Games		
5+ assists		
10+ rebounds		
Double-Doubles		

### MISC. SEASON STATS

Category	Total	Latest
Double-Figure Pts.		
20+ Point Games		
5+ assists		
10+ rebounds		
Double-Doubles		

### CURRENT SEASON (2022-23)

Tossed in four points and a team-leading eight rebounds with two assists in the win over Saint Francis (Pa.)... Scored two points with an assist in the win over Marist (11/16)... In the Grace Hall Game versus Misericordia, he scored six points to go with a career-high eight rebounds, a steal and one block (11/13)... Made one basket for two points against Virginia Tech (11/10)... Scored seven points in the season opener versus Syracuse (11/7).

### BEFORE LEHIGH

Standout at Rolling Hills Preparatory in California, averaging a double-double over career ... Named All-CIF first team in 2019 and 2020 and All-CIF second team in 2017 and 2018 ... As a junior, was named the CIF Southern Section Division 3AA Boys Basketball Player of the Year ... Won the John Wooden High School Player of the Year Award ... Named the 2018-2019 MaxPreps California Division 3 MVP ... Garnered Hoophall West MVP recognition ... Helped Rolling Hills to three CIF Southern Section 4A Championships ... As a freshman, won a Division 5 State Title and Southern Section 5A Championship ... Was also twice named Coastal League first team and twice named a Coastal League MVP ... Strong in the classroom as a member of the National Honor Society ... Was an honor roll student as well.

Opponent	Date	GS	MIN	Total		3-Pointers		Free throws		Rebounds				PF	A	TO	BLK	STL	PTS	AVG	
				FG-FGA	PCT	3FG-3FGA	PCT	FT-FTA	PCT	OFF	DEF	TOT	AVG								
at Syracuse	11/07/2022	*	25:42	3-6	.500	0-0	.000	0-0	.000	3	5	8	8.0	3	3	1	0	0	6	6.0	
at Virginia Tech	11/10/2022	*	14:12	1-3	.333	0-0	.000	0-0	.000	0	0	0	4.0	3	0	1	0	0	2	4.0	
Misericordia	11/13/2022	*	15:50	3-6	.500	0-0	.000	0-0	.000	3	5	8	5.3	0	2	0	1	1	6	4.7	
Marist	11/16/2022	*	15:53	1-4	.250	0-0	.000	0-0	.000	0	0	0	4.0	4	1	1	0	0	2	4.0	
at Saint Francis (PA)	11/21/2022	*	21:55	2-4	.500	0-0	.000	0-1	.000	3	5	8	4.8	4	2	3	0	0	4	4.0	
Monmouth	11/27/2022	*	24:53	4-7	.571	0-0	.000	1-2	.500	6	3	9	5.5	4	1	5	1	0	9	4.8	
Totals			6	118:26	14-30	.467	0-0	.000	1-3	.333	15	18	33	5.5	18	9	11	2	1	29	4.8

### Player Averages

Games Played	Minutes/ game	Points/ game	FG Pct	3FG Pct	FT Pct	Rebounds/ game	Assists/ game	Turnovers/ game	Assist/Turnover ratio	Steals/ game	Blocks/ game
<b>6</b>	<b>19.7</b>	<b>4.8</b>	<b>.467</b>	<b>0.0</b>	<b>.333</b>	<b>5.5</b>	<b>1.5</b>	<b>1.8</b>	<b>0.8</b>	<b>0.2</b>	<b>0.3</b>

### Career Stats

				Field Goals		3-Point		F-Throws		Rebounds								Scoring		
SEASON	TEAM	GP-GS	MIN/AVG	FG-FGA	FG%	3FG-3FGA	3FG%	FT-FTA	FT%	OFF	DEF	TOT	AVG	PF-FO	A	TO	BLK	STL	PTS	AVG
2021-22	Lehigh	13-0	38/2.9	3-9	.333	0-0	.000	1-2	.500	3	3	6	0.5	5-0	0	2	0	3	7	0.5
2022-23	Lehigh	6-6	118/19.7	14-30	.467	0-0	.000	1-3	.333	15	18	33	5.5	18-0	9	11	2	1	29	4.8
TOTAL		19-6	156/8.2	17-39	.436	0-0	.000	2-5	.400	18	21	39	2.1	23-0	9	13	2	4	36	1.9



## 44 TOMMY CONNIFF

Fy. · Center · 6-11 · Business  
Summit, N.J. · Oratory Prep

### CAREER HIGHS

Category	Total	Latest
Points	4	vs. Misericordia (11/13/22)
Rebounds	2	vs. Misericordia (11/13/22)
Assists		
Minutes	5	vs. Misericordia (11/13/22)
Steals		
Blocks	1	vs. Misericordia (11/13/22)
Field Goals	2	vs. Misericordia (11/13/22)
FG Att.	2	vs. Misericordia (11/13/22)
3-Point FG		
3-Point Att.		
Free Throws		
FT Att.		

### 2022-23 SEASON HIGHS

Category	Total	Latest
Points	4	vs. Misericordia (11/13/22)
Rebounds	2	vs. Misericordia (11/13/22)
Assists		
Minutes	5	vs. Misericordia (11/13/22)
Steals		
Blocks	1	vs. Misericordia (11/13/22)
Field Goals	2	vs. Misericordia (11/13/22)
FG Att.	2	vs. Misericordia (11/13/22)
3-Point FG		
3-Point Att.		
Free Throws		
FT Att.		

### MISC. CAREER STATS

Category	Total	Latest
Double-Figure Pts.		
20+ Point Games		
5+ assists		
10+ rebounds		
Double-Doubles		

### MISC. SEASON STATS

Category	Total	Latest
Double-Figure Pts.		
20+ Point Games		
5+ assists		
10+ rebounds		
Double-Doubles		

### CURRENT SEASON (2022-23)

Saw action against UMBC (12/3)... In the Grace Hall Game versus Misericordia, he scored his first-collegiate points to go with two rebounds and one block(11/13)... Saw action in the season opener versus Syracuse (11/7).

### BEFORE LEHIGH

Came to Lehigh from Oratory Prep High School where he was a strong contributor from the very beginning ... In 2018-19, posted three double-doubles, which included a 14-rebound effort against Dayton ... The following season, recorded 16 rebounds at Hanover Park and multiple other 10+ rebound efforts ... In the shortened 2020-21 season, averaged 10.0 rebounds per contest, including games with 18, 15, 14 and 13 boards, while scoring in double figures on multiple occasions as well ... In 2021-22, averaged 12.6 points and 13.5 rebounds in a breakout senior campaign.

Opponent	Date	GS	MIN	Total		3-Pointers		Free throws		Rebounds				PF	A	TO	BLK	STL	PTS	AVG
				FG-FGA	PCT	3FG-3FGA	PCT	FT-FTA	PCT	OFF	DEF	TOT	AVG							
at Syracuse	11/07/2022		00:54	0-1	.000	0-0	.000	0-0	.000	0	0	0	0.0	0	0	1	0	0	0	0.0
Misericordia	11/13/2022		04:37	2-2	1.000	0-0	.000	0-0	.000	2	0	2	1.0	0	0	0	1	0	4	2.0
UMBC	12/03/2022		01:10	0-0	.000	0-0	.000	0-0	.000	0	0	0	0.7	0	0	0	0	0	0	1.3
<b>Totals</b>		<b>0</b>	<b>06:42</b>	<b>2-3</b>	<b>.667</b>	<b>0-0</b>	<b>.000</b>	<b>0-0</b>	<b>.000</b>	<b>2</b>	<b>0</b>	<b>2</b>	<b>0.7</b>	<b>0</b>	<b>0</b>	<b>1</b>	<b>1</b>	<b>0</b>	<b>4</b>	<b>1.3</b>

### Player Averages

Games Played	Minutes/game	Points/game	FG Pct	3FG Pct	FT Pct	Rebounds/game	Assists/game	Turnovers/game	Assist/Turnover ratio	Steals/game	Blocks/game
3	2.2	1.3	66.7	0.0	0.0	0.7	0.0	0.3	0.0	0.0	0.3

## Career Stats

				Field Goals		3-Point		F-Throws		Rebounds				Scoring						
SEASON	TEAM	GP-GS	MIN/AVG	FG-FGA	FG%	3FG-3FGA	3FG%	FT-FTA	FT%	OFF	DEF	TOT	AVG	PF-FO	A	TO	BLK	STL	PTS	AVG
2022-23	Lehigh	3-0	7/2.2	2-3	.667	0-0	.000	0-0	.000	2	0	2	0.7	0-0	0	1	1	0	4	1.3
<b>TOTAL</b>		<b>3-0</b>	<b>7/2.2</b>	<b>2-3</b>	<b>.667</b>	<b>0-0</b>	<b>.000</b>	<b>0-0</b>	<b>.000</b>	<b>2</b>	<b>0</b>	<b>2</b>	<b>0.7</b>	<b>0-0</b>	<b>0</b>	<b>1</b>	<b>1</b>	<b>0</b>	<b>4</b>	<b>1.3</b>



## 55 JALIN SINCLAIR

Jr. • Guard • 5-10 • Sociology  
Manhattan, N.Y. • Suffield Academy

### CAREER HIGHS

Category	Total	Latest
Points	14	vs. Navy (1/9/21)
Rebounds	3	at Saint Francis (11/21/22)
Assists	9	at Holy Cross (1/24/21)
Minutes	27	vs. Navy (1/9/21)
Steals	2	at UMES (11/30/22)
Blocks		
Field Goals	5	vs. Navy (1/9/21)
FG Att.	7	vs. Monmouth (11/27/22)
3-Point FG	3	vs. Monmouth (11/27/22)
3-Point Att.	5	vs. Monmouth (11/27/22)
Free Throws	3	vs. Navy (1/9/21)
FT Att.	3	vs. Loyola (2/20/21)

### 2022-23 SEASON HIGHS

Category	Total	Latest
Points	12	vs. Monmouth (11/27/22)
Rebounds	3	at Saint Francis (11/21/22)
Assists	7	at Virginia Tech (11/10/22)
Minutes	27	vs. UMBC (12/3/22)
Steals	2	at UMES (11/30/22)
Blocks		
Field Goals	4	vs. Monmouth (11/27/22)
FG Att.	7	vs. Monmouth (11/27/22)
3-Point FG	3	vs. Monmouth (11/27/22)
3-Point Att.	5	vs. Monmouth (11/27/22)
Free Throws	2	at Saint Francis (11/21/22)
FT Att.	2	vs. Monmouth (11/27/22)

### MISC. CAREER STATS

Category	Total	Latest
Double-Figure Pts.	1	
20+ Point Games		
5+ assists		
10+ rebounds		
Double-Doubles		

### MISC. SEASON STATS

Category	Total	Latest
Double-Figure Pts.		
20+ Point Games		
5+ assists		
10+ rebounds		
Double-Doubles		

## CURRENT SEASON (2022-23)

Recorded a team-high five assists and two rebounds against UMBC (12/3)... Scored six points to go with two assists and two steals on the road at Maryland Eastern Shore (11/30)... Reached double-digits with 12 points, a rebound and an assist in the win over Monmouth (11/27)... Recorded four points with three rebounds, two assists and a steal in the win over Saint Francis (Pa.) (11/21)... Scored nine points with two rebounds, a steal and an assist in the win over Marist (11/16)... In the Grace Hall Game versus Misericordia, he grabbed two rebounds (11/13)... Dished out seven assists and two rebounds against Virginia Tech (11/10)... Credited for three assists and a steal in the season opener versus Syracuse (11/7).

## BEFORE LEHIGH

Was Team MVP as a senior and League Player of the Year finalist during strong career at Suffield Academy in Connecticut ... Named a top 50 prospect by the NERR (New England Recruiting Part) ... Two-time Class A All-NEPSAC honoree ... Helped team to a 14-8 record in the prestigious New England Preparatory School Athletic Council, reaching the NEPSAC Tournament three times ... Also participated in the Zero Gravity Prep Classic, NERR Coaches vs. Cancer Scholar Roundball Classic and BasketBull Holiday Classic ... Strong off the court as well, was an honor roll student, dorm protector and Boys Club of New York Student-Athlete of the Year ... Played for Nike's EYBL for Summer AAU with New York City's PSA Cardinals ... PSA

Opponent	Date	GS	MIN	FG-FGA	PCT	3FG-3FGA	PCT	FT-FTA	PCT	OFF	DEF	TOT	AVG	PF	A	TO	BLK	STL	PTS	AVG
at Syracuse	11/07/2022		15:50	0-3	.000	0-2	.000	0-0	.000	0	0	0	0.0	2	3	0	0	1	0	0.0
at Virginia Tech	11/10/2022		24:20	0-5	.000	0-2	.000	0-0	.000	0	2	2	1.0	3	7	3	0	0	0	0.0
Misericordia	11/13/2022		12:58	0-2	.000	0-1	.000	0-0	.000	0	2	2	1.3	3	0	2	0	0	0	0.0
Marist	11/16/2022		21:29	3-5	.600	2-3	.667	1-1	1.000	0	2	2	1.5	1	1	3	0	1	9	2.3
at Saint Francis (PA)	11/21/2022		20:42	1-4	.250	0-0	.000	2-2	1.000	0	3	3	1.8	2	2	1	0	1	4	2.6
Monmouth	11/27/2022		22:55	4-7	.571	3-5	.600	1-2	.500	0	1	1	1.7	0	1	3	0	0	12	4.2
at UMES	11/30/2022		16:31	3-5	.600	0-1	.000	0-0	.000	0	1	1	1.6	4	2	1	0	2	6	4.4
UMBC	12/03/2022		27:01	0-5	.000	0-4	.000	0-0	.000	0	2	2	1.6	0	5	3	0	0	0	3.9
<b>Totals</b>		<b>0</b>	<b>161:46</b>	<b>11-36</b>	<b>.306</b>	<b>5-18</b>	<b>.278</b>	<b>4-5</b>	<b>.800</b>	<b>0</b>	<b>13</b>	<b>13</b>	<b>1.6</b>	<b>15</b>	<b>21</b>	<b>16</b>	<b>0</b>	<b>5</b>	<b>31</b>	<b>3.9</b>

### Player Averages

Games Played	Minutes/game	Points/game	FG Pct	3FG Pct	FT Pct	Rebounds/game	Assists/game	Turnovers/game	Assist/Turnover ratio	Steals/game	Blocks/game
8	20.2	3.9	30.6	27.8	80.0	1.6	2.6	2.0	1.3	0.6	0.0

## Career Stats

				Field Goals		3-Point		F-Throws		Rebounds									Scoring	
SEASON	TEAM	GP-GS	MIN/AVG	FG-FGA	FG%	3FG-3FGA	3FG%	FT-FTA	FT%	OFF	DEF	TOT	AVG	PF-FO	A	TO	BLK	STL	PTS	AVG
2020-21	Lehigh	12-2	188/15.7	17-43	.395	4-14	.286	12-17	.706	3	8	11	0.9	22-1	26	26	0	8	50	4.2
2022-23	Lehigh	8-0	162/20.2	11-36	.306	5-18	.278	4-5	.800	0	13	13	1.6	15-0	21	16	0	5	31	3.9
<b>TOTAL</b>		<b>20-2</b>	<b>350/17.5</b>	<b>28-79</b>	<b>.354</b>	<b>9-32</b>	<b>.281</b>	<b>16-22</b>	<b>.727</b>	<b>3</b>	<b>21</b>	<b>24</b>	<b>1.2</b>	<b>37-1</b>	<b>47</b>	<b>42</b>	<b>0</b>	<b>13</b>	<b>81</b>	<b>4.1</b>



# 2022-23 OVERALL STATISTICS

## Game Records

Record	Overall	Home	Away	Neutral
ALL GAMES	4-4	3-1	1-3	0-0
CONFERENCE	0-0	0-0	0-0	0-0
NON-CONFERENCE	4-4	3-1	1-3	0-0

## Score by Periods

Team	1st	2nd	OT	TOT
Lehigh	250	319	0	569
Opponents	266	318	0	584

## Team Box Score

No.	Player				Total		3-Point		F-Throw		Rebounds											
		GP-GS	MIN	AVG	FG-FGA	FG%	3FG-3FGA	3FG%	FT-FTA	FT%	OFF	DEF	TOT	AVG	PF	DQ	A	TO	BLK	STL	PTS	AVG
5	TAYLOR, Evan	8-8	224:37	28.1	39-89	.438	15-34	.441	15-20	.750	8	36	44	5.5	16	0	8	11	5	6	108	13.5
22	WHITNEY-SIDNEY, Tyler	8-8	195:47	24.5	29-63	.460	9-19	.474	38-43	.884	7	33	40	5.0	15	0	14	22	0	18	105	13.1
13	HIGGINS JR., Keith	8-8	213:52	26.7	33-80	.413	16-45	.356	11-13	.846	1	26	27	3.4	8	0	21	9	2	6	93	11.6
0	ALAMUDUN, Jakob	7-0	142:16	20.3	21-51	.412	4-17	.235	7-11	.636	4	27	31	4.4	18	0	8	13	0	1	53	7.6
35	PAROLIN, Dominic	8-8	148:51	18.6	18-41	.439	0-4	.000	10-17	.588	4	12	16	2.0	14	0	3	9	4	2	46	5.8
4	FENTON, Reed	8-0	102:06	12.8	16-36	.444	8-22	.364	5-6	.833	0	8	8	1.0	14	0	7	8	3	8	45	5.6
42	TAN, JT	6-6	118:26	19.7	14-30	.467	0-0	.000	1-3	.333	15	18	33	5.5	18	0	9	11	2	1	29	4.8
55	SINCLAIR, Jalin	8-0	161:46	20.2	11-36	.306	5-18	.278	4-5	.800	0	13	13	1.6	15	0	21	16	0	5	31	3.9
2	BETLOW, Jake	7-0	61:20	8.8	8-19	.421	7-17	.412	2-2	1.000	0	6	6	0.9	2	0	4	1	0	2	25	3.6
32	ADIASSA, Henri	8-2	123:33	15.4	4-14	.286	0-1	.000	3-14	.214	11	15	26	3.3	21	0	1	9	3	3	11	1.4
44	CONNIFF, Tommy	3-0	06:42	2.2	2-3	.667	0-0	.000	0-0	.000	2	0	2	0.7	0	0	0	1	1	0	4	1.3
23	MOMAH, Bube	8-0	39:31	4.9	3-7	.429	0-0	.000	4-5	.800	4	2	6	0.8	4	0	3	3	1	1	10	1.3
11	REED, Brendan	3-0	06:42	2.2	1-4	.250	1-2	.500	0-0	.000	0	0	0	0.0	0	0	0	0	0	0	3	1.0
20	SAIGAL, Jayshen	4-0	13:33	3.4	1-2	.500	1-2	.500	0-0	.000	0	1	1	0.3	1	0	1	1	0	0	3	0.8
21	CHEBUHAR, Burke	4-0	09:42	2.4	1-4	.250	0-1	.000	0-0	.000	1	1	2	0.5	0	0	1	0	1	1	2	0.5
25	KNOTSMAN, Ben	4-0	31:17	7.8	0-1	.000	0-1	.000	1-2	.500	0	4	4	1.0	1	0	12	2	0	2	1	0.3
Team											16	20	36					2				
Total		8	1600		201-480	.419	66-183	.361	101-141	.716	73	222	295	36.9	147	0	113	118	22	56	569	71.1
Opponents		8	1600		214-483	.443	53-172	.308	103-160	.644	73	221	294	36.8	122	2	100	109	26	60	584	73.0

## Team Statistics

	LEHIGH	OPP
<b>Scoring</b>	<b>569</b>	<b>584</b>
Points per game	71.1	73.0
Scoring margin	-1.9	-
<b>Field goals-att</b>	<b>201-480</b>	<b>214-483</b>
Field goal pct	.419	.443
<b>3 point fg-att</b>	<b>66-183</b>	<b>53-172</b>
3-point FG pct	.361	.308
3-pt FG made per game	8.3	6.6
<b>Free throws-att</b>	<b>101-141</b>	<b>103-160</b>
Free throw pct	.716	.644
F-Throws made per game	12.6	12.9
<b>Rebounds</b>	<b>295</b>	<b>294</b>
Rebounds per game	36.9	36.8
Rebounding margin	+0.1	-
<b>Assists</b>	<b>113</b>	<b>100</b>
Assists per game	14.1	12.5
<b>Turnovers</b>	<b>118</b>	<b>109</b>
Turnovers per game	14.8	13.6
Turnover margin	-1.1	-
Assist/turnover ratio	1.0	0.9
<b>Steals</b>	<b>56</b>	<b>60</b>
Steals per game	7.0	7.5
<b>Blocks</b>	<b>22</b>	<b>26</b>
Blocks per game	2.8	3.3
<b>Winning streak</b>	<b>0</b>	<b>-</b>
Home win streak	0	-
<b>Attendance</b>	<b>2468</b>	<b>26468</b>
Home games-Avg/Game	4-617	4-6617
Neutral site-Avg/Game	-	0-0

## Team Results

Date	Opponent		Score	Att.
11/07/2022	at Syracuse	L	72-90	17755
11/10/2022	at Virginia Tech	L	52-78	7541
11/13/2022	Misericordia	W	97-58	773
11/16/2022	Marist	W	64-54	568
11/21/2022	at Saint Francis (PA)	W	82-76	738
11/27/2022	Monmouth	W	80-76	531
11/30/2022	at UMES	L	60-64	434
12/03/2022	UMBC	L	62-88	596



## 2022-23 LEHIGH MEN'S BASKETBALL | GAME 9: LEHIGH AT WISCONSIN | PAGE 30

## BOX SCORES

5 LEHIGH 82, SAINT FRANCIS (Pa.) 76  
Nov. 21 | Loretto, Pa. | DeGol Arena

Official Basketball Box Score - Final  
**Lehigh at Saint Francis (PA)**  
11/21/22 Maurice Stokes Athletics Center, Loretto  
Lehigh vs. Saint Francis

Game Time: 7:00 PM  
Game Duration: 1:56  
Attendance: 738

Officials: Earl Walton, Vasil Rousseas, Byron Taylor

Lehigh - 82													Record: 3-2												
NO. Name	Min	FG	3P	FT	Rebounds	Fouls	TP	AS	TO	ST	Blocks	+/-	Shooting By Period												
35 Dominic Parolin	C 26:42	2-3	0-0	4-9	0 3 3	4 5 8	0	1	1	1	0	10	1 <sup>st</sup> FG% 16-32 50.0%	3PT% 3-7 42.9%	FT% 1-5 20%	2 <sup>nd</sup> FG% 14-26 53.8%	FT% 15-25 60%	GM FG% 30-58 51.7%	3PT% 6-14 42.9%	FT% 16-30 53.3%	Dead Ball Rebounds: 5, 0				
42 JT Tan	C 21:55	2-4	0-0	0-1	3 5 8	4 2 4	2	3	0	0	0	0	2 <sup>nd</sup> FG% 14-26 53.8%	FT% 15-25 60%	GM FG% 30-58 51.7%	3PT% 6-14 42.9%	FT% 16-30 53.3%	Dead Ball Rebounds: 5, 0							
5 Evan Taylor	G 24:31	6-9	0-0	4-5	0 7 7	1 4 16	2	1	0	1	0	2	1 <sup>st</sup> FG% 16-32 50.0%	3PT% 3-7 42.9%	FT% 1-5 20%	2 <sup>nd</sup> FG% 14-26 53.8%	FT% 15-25 60%	GM FG% 30-58 51.7%	3PT% 6-14 42.9%	FT% 16-30 53.3%	Dead Ball Rebounds: 5, 0				
13 Keith Higgins Jr.	G 29:23	4-12	1-4	0-1	0 1 1	0 1 1	9	2	2	0	1	-11	1 <sup>st</sup> FG% 16-32 50.0%	3PT% 3-7 42.9%	FT% 1-5 20%	2 <sup>nd</sup> FG% 14-26 53.8%	FT% 15-25 60%	GM FG% 30-58 51.7%	3PT% 6-14 42.9%	FT% 16-30 53.3%	Dead Ball Rebounds: 5, 0				
22 Tyler Whitney-Sidney	G 28:25	6-10	2-4	4-6	1 5 6	3 6 18	4	2	3	0	0	0	1 <sup>st</sup> FG% 16-32 50.0%	3PT% 3-7 42.9%	FT% 1-5 20%	2 <sup>nd</sup> FG% 14-26 53.8%	FT% 15-25 60%	GM FG% 30-58 51.7%	3PT% 6-14 42.9%	FT% 16-30 53.3%	Dead Ball Rebounds: 5, 0				
32 Henri Adlassa	06:05	1-2	0-1	0-2	0 0 0	3 1 2	0	0	0	0	0	9	1 <sup>st</sup> FG% 16-32 50.0%	3PT% 3-7 42.9%	FT% 1-5 20%	2 <sup>nd</sup> FG% 14-26 53.8%	FT% 15-25 60%	GM FG% 30-58 51.7%	3PT% 6-14 42.9%	FT% 16-30 53.3%	Dead Ball Rebounds: 5, 0				
0 Jakob Alamudun	22:01	3-7	1-1	0-2	0 6 6	3 1 7	2	2	1	0	0	-5	1 <sup>st</sup> FG% 16-32 50.0%	3PT% 3-7 42.9%	FT% 1-5 20%	2 <sup>nd</sup> FG% 14-26 53.8%	FT% 15-25 60%	GM FG% 30-58 51.7%	3PT% 6-14 42.9%	FT% 16-30 53.3%	Dead Ball Rebounds: 5, 0				
55 Jalin Sinclair	20:42	1-4	0-0	2-2	0 3 3	2 2 4	4	2	1	1	0	16	1 <sup>st</sup> FG% 16-32 50.0%	3PT% 3-7 42.9%	FT% 1-5 20%	2 <sup>nd</sup> FG% 14-26 53.8%	FT% 15-25 60%	GM FG% 30-58 51.7%	3PT% 6-14 42.9%	FT% 16-30 53.3%	Dead Ball Rebounds: 5, 0				
4 Reed Fenton	17:22	4-5	2-3	2-2	0 2 2	4 1 12	3	1	0	0	0	2	1 <sup>st</sup> FG% 16-32 50.0%	3PT% 3-7 42.9%	FT% 1-5 20%	2 <sup>nd</sup> FG% 14-26 53.8%	FT% 15-25 60%	GM FG% 30-58 51.7%	3PT% 6-14 42.9%	FT% 16-30 53.3%	Dead Ball Rebounds: 5, 0				
23 Bube Momah	00:28	0-0	0-0	0-0	0 0 0	0 0 0	0	0	0	0	0	-1	1 <sup>st</sup> FG% 16-32 50.0%	3PT% 3-7 42.9%	FT% 1-5 20%	2 <sup>nd</sup> FG% 14-26 53.8%	FT% 15-25 60%	GM FG% 30-58 51.7%	3PT% 6-14 42.9%	FT% 16-30 53.3%	Dead Ball Rebounds: 5, 0				
2 Jake Bellow	02:26	1-2	0-1	0-0	0 0 0	0 0 0	2	0	0	0	0	5	1 <sup>st</sup> FG% 16-32 50.0%	3PT% 3-7 42.9%	FT% 1-5 20%	2 <sup>nd</sup> FG% 14-26 53.8%	FT% 15-25 60%	GM FG% 30-58 51.7%	3PT% 6-14 42.9%	FT% 16-30 53.3%	Dead Ball Rebounds: 5, 0				
Team					1 4 5	0 0 0	0	0	0	0	0														
Totals		30-58	6-14	16-30	5 36 41	24 23 82	17	13	6	3	1	6	1 <sup>st</sup> FG% 16-32 50.0%	3PT% 6-14 42.9%	FT% 16-30 53.3%	2 <sup>nd</sup> FG% 14-26 53.8%	FT% 15-25 60%	GM FG% 30-58 51.7%	3PT% 6-14 42.9%	FT% 16-30 53.3%	Dead Ball Rebounds: 5, 0				

Technical Fouls: NONE

Saint Francis (PA) - 76													Record: 1-4												
NO. Name	Min	FG M-A	3P M-A	FT M-A	Rebounds OR DR TOT	Fouls PF FO	TP	AS	TO	ST	Blocks BS BA	+/-	Shooting By Period												
13 Marlon Hargis	F 25:40	4-10	2-5	0-0	1 6 7	5 1 10	1	2	0	0	0	4	1 <sup>st</sup> FG% 12-28 42.9%	3PT% 2-7 28.6%	FT% 4-7 57.1%	2 <sup>nd</sup> FG% 16-37 43.2%	FT% 11-17 64.7%	GM FG% 21-37 56.8%	3PT% 6-14 42.9%	FT% 16-30 53.3%	Dead Ball Rebounds: 3, 0				
33 Josh Cohen	F 36:53	15-19	0-0	10-13	2 7 9	4 11 40	3	0	0	1	1	-14	1 <sup>st</sup> FG% 12-28 42.9%	3PT% 2-7 28.6%	FT% 4-7 57.1%	2 <sup>nd</sup> FG% 16-37 43.2%	FT% 11-17 64.7%	GM FG% 21-37 56.8%	3PT% 6-14 42.9%	FT% 16-30 53.3%	Dead Ball Rebounds: 3, 0				
0 Cam Gregory	G 26:34	3-8	1-4	1-1	0 0 0	3 2 8	4	3	2	0	1	-8	1 <sup>st</sup> FG% 12-28 42.9%	3PT% 2-7 28.6%	FT% 4-7 57.1%	2 <sup>nd</sup> FG% 16-37 43.2%	FT% 11-17 64.7%	GM FG% 21-37 56.8%	3PT% 6-14 42.9%	FT% 16-30 53.3%	Dead Ball Rebounds: 3, 0				
11 Maxwell Land	G 31:00	1-8	0-2	2-2	1 4 5	3 1 4	2	3	0	0	1	-6	1 <sup>st</sup> FG% 12-28 42.9%	3PT% 2-7 28.6%	FT% 4-7 57.1%	2 <sup>nd</sup> FG% 16-37 43.2%	FT% 11-17 64.7%	GM FG% 21-37 56.8%	3PT% 6-14 42.9%	FT% 16-30 53.3%	Dead Ball Rebounds: 3, 0				
14 Landon Moore	G 27:27	5-10	1-3	2-4	0 6 6	1 4 13	3	2	1	0	0	6	1 <sup>st</sup> FG% 12-28 42.9%	3PT% 2-7 28.6%	FT% 4-7 57.1%	2 <sup>nd</sup> FG% 16-37 43.2%	FT% 11-17 64.7%	GM FG% 21-37 56.8%	3PT% 6-14 42.9%	FT% 16-30 53.3%	Dead Ball Rebounds: 3, 0				
23 Wisler Sanon	12:55	0-2	0-0	1-2	0 0 0	1 2 1	1	1	0	0	0	-14	1 <sup>st</sup> FG% 12-28 42.9%	3PT% 2-7 28.6%	FT% 4-7 57.1%	2 <sup>nd</sup> FG% 16-37 43.2%	FT% 11-17 64.7%	GM FG% 21-37 56.8%	3PT% 6-14 42.9%	FT% 16-30 53.3%	Dead Ball Rebounds: 3, 0				
31 Brad McCabe	14:20	0-3	0-3	0-0	1 6 7	4 1 0	1	0	1	0	0	-10	1 <sup>st</sup> FG% 12-28 42.9%	3PT% 2-7 28.6%	FT% 4-7 57.1%	2 <sup>nd</sup> FG% 16-37 43.2%	FT% 11-17 64.7%	GM FG% 21-37 56.8%	3PT% 6-14 42.9%	FT% 16-30 53.3%	Dead Ball Rebounds: 3, 0				
4 Ronell Giles, Jr.	02:21	0-1	0-1	0-0	0 0 0	0 0 0	0	1	0	0	0	-2	1 <sup>st</sup> FG% 12-28 42.9%	3PT% 2-7 28.6%	FT% 4-7 57.1%	2 <sup>nd</sup> FG% 16-37 43.2%	FT% 11-17 64.7%	GM FG% 21-37 56.8%	3PT% 6-14 42.9%	FT% 16-30 53.3%	Dead Ball Rebounds: 3, 0				
3 Luke Ruggery	09:56	0-2	0-0	0-0	0 0 0	1 0 0	0	1	0	0	0	7	1 <sup>st</sup> FG% 12-28 42.9%	3PT% 2-7 28.6%	FT% 4-7 57.1%	2 <sup>nd</sup> FG% 16-37 43.2%	FT% 11-17 64.7%	GM FG% 21-37 56.8%	3PT% 6-14 42.9%	FT% 16-30 53.3%	Dead Ball Rebounds: 3, 0				
1 Zahree Harrison	09:47	0-2	0-0	0-2	1 0 1	2 2 0	3	1	0	0	0	-1	1 <sup>st</sup> FG% 12-28 42.9%	3PT% 2-7 28.6%	FT% 4-7 57.1%	2 <sup>nd</sup> FG% 16-37 43.2%	FT% 11-17 64.7%	GM FG% 21-37 56.8%	3PT% 6-14 42.9%	FT% 16-30 53.3%	Dead Ball Rebounds: 3, 0				
21 Gestin Liberis	03:07	0-0	0-0	0-0	0 0 0	0 0 0	0	0	0	0	0	8	1 <sup>st</sup> FG% 12-28 42.9%	3PT% 2-7 28.6%	FT% 4-7 57.1%	2 <sup>nd</sup> FG% 16-37 43.2%	FT% 11-17 64.7%	GM FG% 21-37 56.8%	3PT% 6-14 42.9%	FT% 16-30 53.3%	Dead Ball Rebounds: 3, 0				
Team					0 3 3	0 0 0	0	0	0	0	0														
Totals		28-65	4-18	16-24	6 32 38	24 24 76	17	11	4	1	3	-6	1 <sup>st</sup> FG% 12-28 42.9%	3PT% 2-7 28.6%	FT% 4-7 57.1%	2 <sup>nd</sup> FG% 16-37 43.2%	FT% 11-17 64.7%	GM FG% 21-37 56.8%	3PT% 6-14 42.9%	FT% 16-30 53.3%	Dead Ball Rebounds: 3, 0				

Technical Fouls: Gregory 1<sup>st</sup> 12:52

	Lehigh	Flash
Biggest lead	13 (2 <sup>nd</sup> 9:29)	2 (1 <sup>st</sup> 19:45)
Best Scoring Run	9 (1 <sup>st</sup> 3:02)	12 (1 <sup>st</sup> 6:38)
Lead Changes	7	7
Times Tied	4	7
Time with Lead	32:59	04:44

Points from	Lehigh	Flash
Turnovers	11	14
Paint	46	42
Second Chance	5	5
Fast Breaks	14	3
Bench	27	1

Period by Period Scoring	1st	2nd	TOT
Lehigh	36	46	82
Flash	30	46	76

6 LEHIGH 80, MONMOUTH 76  
Nov. 27 | Bethlehem, Pa. | Stabler Arena

Official Basketball Box Score - Final  
**Monmouth at Lehigh**  
11/27/22 Stabler Arena, Bethlehem  
2022-23 Men's Basketball

Game Time: 7:03 PM  
Game Duration: 2:01  
Attendance: 531

Officials: Tony Crisp, Mike Milone, Joe Switzer

Monmouth - 76													Record: 0-7												
NO. Name	Min	FG M-A	3P M-A	FT M-A	Rebounds OR DR TOT	Fouls PF FO	TP	AS	TO	ST	Blocks BS BA	+/-	Shooting By Period												
5 Myles Foster	F 33:36	9-15	0-0	3-6	2 3 5	2 4 21	2	0	1	0	2	-8	1 <sup>st</sup> FG% 16-31 51.6%	3PT% 3-6 50.0%	FT% 3-8 37.5%	2 <sup>nd</sup> FG% 14-30 46.7%	FT% 2-9 22.2%	GM FG% 21-37 56.8%	3PT% 6-14 42.9%	FT% 16-30 53.3%	Dead Ball Rebounds: 5, 0				
33 Amaan Sandhu	C 06:51	0-0	0-0	1-2	1 1 2	4 1 1	0	1	0	0	0	1	1 <sup>st</sup> FG% 16-31 51.6%	3PT% 3-6 50.0%	FT% 3-8 37.5%	2 <sup>nd</sup> FG% 14-30 46.7%	FT% 2-9 22.2%	GM FG% 21-37 56.8%	3PT% 6-14 42.9%	FT% 16-30 53.3%	Dead Ball Rebounds: 5, 0				
13 Jack Collins	G 32:58	6-11	4-9	2-5	1 4 5	2 5 16	1	0	4	1	0	3	1 <sup>st</sup> FG% 16-31 51.6%	3PT% 3-6 50.0%	FT% 3-8 37.5%	2 <sup>nd</sup> FG% 14-30 46.7%	FT% 2-9 22.2%	GM FG% 21-37 56.8%	3PT% 6-14 42.9%	FT% 16-30 53.3%	Dead Ball Rebounds: 5, 0				
20 Tahron Allen	G 25:06	6-10	0-1	0-2	1 2 3	0 2 12	2	2	2	2	0	3	1 <sup>st</sup> FG% 16-31 51.6%	3PT% 3-6 50.0%	FT% 3-8 37.5%	2 <sup>nd</sup> FG% 14-30 46.7%	FT% 2-9 22.2%	GM FG% 21-37 56.8%	3PT% 6-14 42.9%	FT% 16-30 53.3%	Dead Ball Rebounds: 5, 0				
24 Myles Ruth	G 31:52	2-7	0-1	3-4	0 2 2	1 3 7	3	5	2	1	0	-7	1 <sup>st</sup> FG% 16-31 51.6%	3PT% 3-6 50.0%	FT% 3-8 37.5%	2 <sup>nd</sup> FG% 14-30 46.7%	FT% 2-9 22.2%	GM FG% 21-37 56.8%	3PT% 6-14 42.9%	FT% 16-30 53.3%	Dead Ball Rebounds: 5, 0				
35 Klemen Vuga	27:41	4-11	0-2	2-2	5 1 6	4 2 10	2	2	3	1	1	-3	1 <sup>st</sup> FG% 16-31 51.6%	3PT% 3-6 50.0%	FT% 3-8 37.5%	2 <sup>nd</sup> FG% 14-30 46.7%	FT% 2-9 22.2%	GM FG% 21-37 56.8%	3PT% 6-14 42.9%	FT% 16-30 53.3%	Dead Ball Rebounds: 5, 0				
1 Jayden Doyle	11:09	1-2	1-1	0-2	0 0 0	2 1 3	0	0	1	0	1	-11	1 <sup>st</sup> FG% 16-31 51.6%	3PT% 3-6 50.0%	FT% 3-8 37.5%	2 <sup>nd</sup> FG% 14-30 46.7%	FT% 2-9 22.2%	GM FG% 21-37 56.8%	3PT% 6-14 42.9%	FT% 16-30 53.3%	Dead Ball Rebounds: 5, 0				
3 Jack Spencer	08:09	0-0	0-0	0 0 0	0 0 0	1 1 1	0	1	1	0	0	2	1 <sup>st</sup> FG% 16-31 51.6%	3PT% 3-6 50.0%	FT% 3-8 37.5%	2 <sup>nd</sup> FG% 14-30 46.7%	FT% 2-9 22.2%	GM FG% 21-37 56.8%	3PT% 6-14 42.9%	FT% 16-30 53.3%	Dead Ball Rebounds: 5, 0				
14 Jack Holmstrom	10:13	0-1	0-1	1 0 0	1 0 0	1 1 0	0	1	0	0	1	-5	1 <sup>st</sup> FG% 16-31 51.6%	3PT% 3-6 50.0%	FT% 3-8 37.5%	2 <sup>nd</sup> FG% 14-30 46.7%	FT% 2-9 22.2%	GM FG% 21-37 56.8%	3PT% 6-14 42.9%	FT% 16-30 53.3%	Dead Ball Rebounds: 5, 0				
4 Andrew Ball	19:25	3-4	0-0	0-0	0 1 1	0 6 1	0	0	1	0	1	5	1 <sup>st</sup> FG% 16-31 51.6%	3PT% 3-6 50.0%	FT% 3-8 37.5%	2 <sup>nd</sup> FG% 14-30 46.7%	FT% 2-9 22.2%	GM FG% 21-37 56.8%	3PT% 6-14 42.9%	FT% 16-30 53.3%	Dead Ball Rebounds: 5, 0				
Team					3 1 4	0	0	1	0	0	1		1 <sup>st</sup> FG% 16-31 51.6%	3PT% 3-6 50.0%	FT% 3-8 37.5%	2 <sup>nd</sup> FG% 14-30 46.7%	FT% 2-9 22.2%	GM FG% 21-37 56.8%	3PT% 6-14 42.9%	FT% 16-30 53.3%	Dead Ball Rebounds: 5, 0				
Totals		30-61	5-15	11-23	13 16 29	19 19 78	13	12	14	5	4	-4	1 <sup>st</sup> FG% 16-31 51.6%	3PT% 3-6 50.0%	FT% 3-8 37.5%	2 <sup>nd</sup> FG% 14-30 46.7%	FT% 2-9 22.2%	GM FG% 21-37 56.8%	3PT% 6-14 42.9%	FT% 16-30 53.3%	Dead Ball Rebounds: 5, 0				
													Technical Fouls: NONE												