



WISCONSIN BASKETBALL

26 NCAA TOURNAMENT APPEARANCES ■ 4 FINAL FOURS ■ 23 BIG TEN CHAMPIONSHIPS ■ 22 CONSENSUS ALL-AMERICANS

#22 WISCONSIN BADGERS

8-2, 2-0 BIG TEN



Rankings (AP/Coaches): 22/22
Head Coach: Greg Gard
Record at Wisconsin: 152-80 (8th Season)
Overall Record: 152-80 (8th Season)

VS

LEHIGH MOUNTAIN HAWKS

4-4, 0-0 PATRIOT LEAGUE



Rankings (AP/Coaches): --/--
Head Coach: Dr. Brett Reed
Record at Lehigh: 250-212 (16th Season)
Overall Record: 250-212 (16th Season)

THURSDAY, DEC. 15 ■ 6 P.M. (CT) ■ MADISON, WIS. ■ KOHL CENTER ■ BIG TEN NETWORK

BADGERS WRAP UP NON-CONFERENCE SLATE

- Winners of three-straight games, including a pair of Big Ten contests, #22 Wisconsin will finish up its final three non-conference games of the season. That stretch begins Thursday night vs. Lehigh at the Kohl Center.
- After a break for final exams, the Badgers will host Grambling next Friday, Dec. 23 before taking on Western Michigan on Dec. 30.

FAST BREAK FACTS

- The reigning Big Ten champs, Wisconsin began conference play with a pair of wins by beating #13 Maryland at home and Iowa on the road.
 - The Badgers improved to 41-21 (.661) in Big Ten play over the last 4 seasons, owning the second-best mark in the conference.
 - Wisconsin is already building one of the nation's most impressive resumes. The Badgers are 1 of just 3 teams with 3 Quad 1 wins and UW leads the nation with 6 wins over KenPom Top-100 teams (through games Dec. 11). (pg 3)
 - This year marks the 125th season of Wisconsin men's basketball and UW will be celebrating the history of one of the Big Ten's most successful programs all year long.
 - Thursday, UW welcomes back **Mike Kelley** (1998-2001) as honorary captain. (pg 7)
 - Last season, Wisconsin was 13-6 away from home, including an impressive 9-2 in true road games. This year, UW is 5-1 away from home.
 - Dating back to last season, the Badgers have won each of their last 6 road games. (pg 6)
 - Each of the Badgers' last 7 games have been decided by 5 points or less (3 overtime contests), with UW going 5-2 in those contests.
 - Dating back to last season, UW is now 17-5 in games decided by 5 or fewer points.
 - Wisconsin is allowing opponents 61.3 ppg, which ranks 4th in the Big Ten. (pg 6)
 - Last season, Wisconsin won the Big Ten despite shooting a conference-low 30.6% 3FG. This year, UW ranks 5th in the B1G at 36.1% 3FG, averaging 8.4 triples/game. (pg 5)
 - Wisconsin is 14th in the nation averaging 10.3 turnovers per game. Last season, the Badgers led the NCAA with 8.7 TOs/game.
- Head coach **Greg Gard** recently earned career win No. 150, becoming the 4th UW coach to reach the milestone joining Hall of Famers Walter Meanwell, Bud Foster & Bo Ryan. (pg 4)
 - The 2022 Big Ten Coach of the Year and a Naismith National Coach of the Year finalist, **Greg Gard** has led the Badgers to Big Ten titles in 2 of the last 3 seasons, plus 5 of the 6 NCAA tournaments during his tenure.
 - Versatile forward **Tyler Wahl** does it all for the Badgers. A Battle 4 Atlantis All-Tournament Team honoree, Wahl leads the Badgers in points (14.6 ppg) and rebounds (6.9 rpg). He is also 3rd in steals and 3rd in assists. (pg 5)
 - Freshman **Connor Essegian** is just the 5th Badger freshman over the last 20 years to average at least 10.0 ppg through his first 10 games. He is 3rd in the Big Ten shooting 46.7% (19-39) from 3FG (pg 6).
 - Point guard **Chucky Hepburn** has made a jump in his sophomore season, averaging 12.4 ppg with a 1.7 ast-to-TO ratio. He also ranks 2nd in the Big Ten shooting 46.8% from 3-point range (22-47) - up from 34.8% 3FG last season. (pg 4)
 - Junior **Steven Crowl** has been a consistent presence, averaging 9.8 ppg and ranking 2nd for UW with 6.6 rpg. The 7-footer has great vision and leads UW with 3.4 assists per game.
 - Wisconsin's win over #13 Maryland marked game number 400 at the Kohl Center. The Badgers have enjoyed a record of 338-62 (.845) all-time in this building.



Coming off a 21-point night in UW's win at Iowa, senior **Tyler Wahl** leads the Badgers in points (14.6) and rebounds (6.9), while ranked 3rd in assists and 2nd in steals.

WISCONSIN'S PROBABLE STARTERS

No.	Name	Pts.	Reb.	Ast.	Of Note
2	JORDAN DAVIS	6.4	4.0	0.5	Starter for first time in career; career-high 13 pts vs. Stanford
5	TYLER WAHL	14.6	6.9	1.8	Preseason All-Big Ten pick; 2023 Julius Erving Award Watch
11	MAX KLESMIT	6.5	2.8	1.7	Wofford transfer is shooting 40% (10-25) from 3-point range
22	STEVEN CROWL	9.8	6.6	3.4	7-footer leads UW in assists; UW 15-2 when he scores dbl figs
23	CHUCKY HEPBURN	12.4	3.9	2.7	Preseason All-Big Ten; Career 1.9 Ast-TO ratio (104-55)

2022-23 SCHEDULE

Nov. 7 **SOUTH DAKOTA** W, 85-59

BREW CITY BATTLE (Milwaukee, Wis.)

Nov. 11 vs. Stanford W, 60-50

Nov. 15 **GREEN BAY** W, 56-45

BATTLE 4 ATLANTIS (Paradise Island, Bahamas)

Nov. 23 vs. Dayton W, 43-42

Nov. 24 vs. Kansas [3] L, 68-69 (ot)

Nov. 25 vs. USC W, 64-59

Nov. 29 **WAKE FOREST** ^ L, 75-78

Dec. 3 at Marquette W, 80-77 (ot)

Dec. 6 **MARYLAND [13]** W, 64-59

Dec. 11 at Iowa W, 78-75 (ot)

Dec. 15 **LEHIGH** 6 PM

Dec. 23 **GRAMBLING STATE** 8 PM

Dec. 30 **WESTERN MICHIGAN** 7 PM

Jan. 3 **MINNESOTA** 8 PM

Jan. 7 at Illinois [18] 12:30 PM

Jan. 10 **MICHIGAN STATE** 6 PM

Jan. 14 at Indiana [14] NOON

Jan. 17 **PENN STATE** 7:30 PM

Jan. 21 at Northwestern 11 AM

Jan. 25 at Maryland [20] 6 PM

Jan. 28 **ILLINOIS [18]** 2 PM

Feb. 2 at Ohio State [23] 6 PM

Feb. 5 **NORTHWESTERN** 5:30 PM

Feb. 8 at Penn State 7:30 PM

Feb. 11 at Nebraska 3 PM

Feb. 14 **MICHIGAN** 8 PM

Feb. 18 **RUTGERS** 11 AM

Feb. 22 **IOWA** 8 PM

Feb. 26 at Michigan 1 PM

March 2 **PURDUE [1]** 8 PM

March 5 at Minnesota 6:30 PM

BIG TEN TOURNAMENT - Chicago, Ill.

Mar. 8-12 at United Center

NCAA TOURNAMENT

Mar. 16-19 Rounds 1-2

Mar. 23-26 Sweet 16 / Elite 8

April 1-3 Final Four / Championship
Houston, Texas

All times listed Central Standard Time

^ Big Ten/ACC Challenge

Home games in **BOLD CAPS**

FOLLOW THE #BADGERS

TV: BIG TEN NETWORK

App: FOX Sports | Online: foxsports.com/live

■ Play-by-Play: Jeff Levering

■ Analyst: Brian Butch

RADIO: BADGER SPORTS NETWORK

App: iHeartRadio | Sirius Satellite: SiriusXM 84

■ Play-by-Play: Matt Lepay

■ Analyst: Mike Lucas

SOCIAL MEDIA: #ONWISCONSIN

■ Twitter: @BadgerMBB

■ TikTok: badger_mbb

■ Instagram: badgermbb

■ Facebook: /WisconsinMensBasketball

■ YouTube: /WisconsinBadgers

BASKETBALL COMMUNICATIONS**GENERAL INFORMATION**

- Address: 1440 Monroe Street, Madison, WI 53711
- Website: UWBadgers.com
- Press Box Phone: (608) 262-7766

BRANDON HARRISON
 ASSISTANT DIRECTOR OF BRAND
 COMMUNICATIONS (PRIMARY)

- Phone: (608) 279-8653
- Email: bah@athletics.wisc.edu
- Twitter: @BrandonHarrison


PATRICK HERB
 DIRECTOR OF COMMUNICATIONS
 AND BRAND STRATEGY (SECONDARY)

- Phone: (608) 957-2085
- Email: pah@athletics.wisc.edu
- Twitter: @PatrickHerb

**MEDIA RESOURCES****CREDENTIAL APPLICATIONS**

- www.sportssystem.com/Wisconsin

BIG TEN MEDIA EMAIL LIST

- office.bigten.org/media

WISCONSIN BASKETBALL RECORD BOOK

- go.wisc.edu/MBBRecordBook

WIRELESS INTERNET ACCESS (KOHL CENTER)

- BadgerWiFi (connect and register with email address)

LIVE STATS - STATBROADCAST (KOHL CENTER)

- Wisconsin.StatBroadcast.com (password: buckybadger)

OFFICIAL SOCIAL MEDIA CHANNELS

- Twitter: @BadgerMBB
- TikTok: @badger_mbb
- Instagram: @badgermbb
- Facebook: /WisconsinMensBasketball
- YouTube: /WisconsinBadgers

RADIO

Radio Station: WIBA (1310 AM)

Play-by-Play Announcer: Matt Lepay


Address: P.O. Box 99
Madison, WI 53701
Phone: 608-274-5450

Color Analyst: Mike Lucas

Address: 1440 Monroe St.
Madison, WI 53711
Phone: 608-252-6474

Credentials: 2022-23 men's basketball credentials must be requested online: www.sportssystem.com/Wisconsin


Contact Brandon Harrison with questions (608-279-8653). Approved credentials will be either mailed or made available at the Brand Communications Office or with the parking attendant (white vehicle) at the entrance to Lot 46 on Frances Street, one block north of the Kohl Center



0 JAHCOBI NEATH
G, Sr., 6-4, 190
Toronto, Ontario



2 JORDAN DAVIS
G, Jr., 6-4, 200
La Crosse, Wis.




3 CONNOR ESSEGIAN
G, Fr., 6-4, 185
Fort Wayne, Ind.



4 KAMARI MCGEE
G, So., 6-0, 180
Racine, Wis.



5 TYLER WAHL
F, Sr., 6-9, 225
Lakeville, Minn.




10 ISAAC LINDSEY
G, So., 6-4, 185
Mineral Point, Wis.



11 MAX KLESMIT
G, Jr., 6-3, 200
Neenah, Wis.



12 LUKE HAERTLE
G, Fr., 6-3, 215
Hartland, Wis.




13 JUSTIN TAPHORN
G, Jr., 6-2, 215
Pekin, Ill.



14 CARTER GILMORE
F, Jr., 6-7, 225
Hartland, Wis.



15 ISAAC GARD
G, Fr., 6-2, 165
Oregon, Wis.



21 CHRIS HODGES
F, R-Fr., 6-9, 245
Schaumburg, Ill.



22 STEVEN CROWL
F, Jr., 7-0, 245
Eagan, Minn.



23 CHUCKY HEPBURN
G, So., 6-2, 205
Omaha, Neb.



30 ROSS CANDELINO
G, Fr., 6-5, 185
Jacksonville, Fla.



35 MARKUS ILLVER
F, So., 6-8, 215
Tallinn, Estonia



GREG GARD
Head Coach
8th season at UW



JOE KRABBENHOFT
Associate Head Coach
7th season at UW



DEAN OLIVER
Assistant Coach
6th season at UW



SHARIF CHAMBLISS
Assistant Coach
2nd season at UW

WISCONSIN BADGERS	POS	HT	WT	YR/ELIG	HOMETOWN (HS/LAST SCHOOL)	PRONUNCIATION
0 Jahcobi Neath*	G	6-4	190	Sr./Sr.	Toronto, Ontario (Wake Forest)	Juh-KOBE KNEE-th
2 Jordan Davis**	G	6-4	200	Jr./Jr.	La Crosse, Wis. (Central)	
3 Connor Essegian	G	6-4	185	Fr./Fr.	Fort Wayne, Ind. (Central Noble)	eh-SEE-jin
4 Kamari McGee	G	6-0	180	So./So.	Racine, Wis. (Racine St. Catherine's)	cuh-MAR-ee
5 Tyler Wahl***	F	6-9	225	Sr./Sr.	Lakeville, Minn. (North)	WALL
10 Isaac Lindsey*	G	6-4	185	Jr./So.	Mineral Point, Wis. (UNLV)	LIN-zee
11 Max Klesmit	G	6-3	200	Jr./Jr.	Neenah, Wis. (Neenah)	KLEZ-mitt
12 Luke Haertle	G	6-3	215	Fr./Fr.	Hartland, Wis. (Lake Country Lutheran)	(rhymes with hurdle)
13 Justin Taphorn**	G	6-5	215	Jr./Jr.	Pekin, Ill. (Pekin)	
14 Carter Gilmore**	F	6-7	225	Jr./Jr.	Hartland, Wis. (Arrowhead)	
15 Isaac Gard	G	6-2	165	So./Fr.	Oregon, Wis. (Oregon)	
21 Chris Hodges	F	6-9	245	So./Fr.	Schaumburg, Ill. (Schaumburg)	
22 Steven Crowl**	F	7-0	245	Jr./Jr.	Eagan, Minn. (Eastview)	(rhymes with growl)
23 Chucky Hepburn*	G	6-2	205	So./So.	Omaha, Neb. (Bellevue West)	
30 Ross Candelino	G	6-5	185	Fr./Fr.	Jacksonville, Fla. (Ponte Vedra)	
35 Markus Ilver*	F	6-8	215	So./So.	Tallinn, Estonia (Western Reserve Academy)	ILL-ver

CHARTING THE BADGERS

CAREER GAMES PLAYED

	Games	Starts	Cons. Starts
Tyler Wahl	104	63	25
Max Klesmit	60	43	10
(UW total)	10	10	10
Steven Crowl	55	43	43
Jordan Davis	51	10	10
Chucky Hepburn	43	43	43
Carter Gilmore	41	0	0
Kamari McGee	37	21	0
(UW total)	7	0	0
Jahcobi Neath	76	10	0
(UW total)	26	1	0
Markus Ilver	15	0	0
Isaac Lindsey	15	0	0
Justin Taphorn	11	0	0
Connor Essegian	10	0	0
Chris Hodges	4	0	0
Ross Candelino	1	0	0
Isaac Gard	1	0	0

DOUBLE-DIGIT POINTS

	Career	'22-23	Cons.
Max Klesmit	35 (22-13)	3 (2-1)	0
(UW total)	3 (2-1)	3 (2-1)	0
Tyler Wahl	31 (24-7)	7 (5-2)	1
Kamari McGee	16 (2-14)	0 (0-0)	0
(UW total)	0 (0-0)	0 (0-0)	0
Chucky Hepburn	19 (17-2)	7 (6-1)	5
Steven Crowl	17 (15-2)	4 (3-1)	2
Connor Essegian	6 (4-2)	6 (4-2)	1
Jordan Davis	2 (2-0)	2 (2-0)	0

20-POINT SCORING GAMES

	Career	'22-23	Cons.
Max Klesmit	7 (4-3)	0 (0-0)	0
(UW total)	0 (0-0)	0 (0-0)	0
Tyler Wahl	5 (3-2)	2 (1-1)	1
Kamari McGee	5 (0-5)	0 (0-0)	0
Steven Crowl	2 (2-0)	0 (0-0)	0
Chucky Hepburn	1 (0-1)	1 (0-1)	0

30-POINT SCORING GAMES

	Career	'22-23	Cons.
No Active Players	--	-	-

DOUBLE-DIGIT REBOUNDS

	Career	'22-23	Cons.
Tyler Wahl	9 (6-3)	2 (1-1)	0
Steven Crowl	2 (2-0)	1 (1-0)	0

DOUBLE-DIGIT ASSISTS

	Career	'21-22	Cons.
No Active Players	--	--	--

DOUBLE-DOUBLES

	Career	'22-23	Cons.
Tyler Wahl	6 (4-2)	2 (1-1)	0

SERIES VS. LEHIGH

Thursday's game will mark the first-ever meeting between Wisconsin and Lehigh.

- Wisconsin is 7-0 all-time against members of the Patriot League.
- That 7-0 record vs. Patriot League includes last season's 67-60 win vs. Colgate in the opening round of the NCAA Tournament.
- Current Badgers **Tyler Wahl** (15 pts, 9 reb, 4 ast), **Chucky Hepburn** (8 pts, 6 reb, 5 ast) and **Steven Crowl** (5 pts, 5 reb, 1 ast) all started that postseason game for the Badgers.

LAST TIME OUT

WISCONSIN 78, IOWA 75 (OT)

Dec. 11 | Carver-Hawkeye Arena | Iowa City, Iowa

- Led by 21 points from Tyler Wahl, including 7pts in overtime alone, Wisconsin earned a 78-75 overtime win at Iowa on Sunday.
- The Badgers improved to 2-0 in Big Ten play for the 2nd time in the last 3 seasons and the 4th time under head coach Greg Gard.
- UW improved to 5-1 away from home this season, including 2-0 in true road games. Dating back to last season, the Badgers have won 6 straight true road games and are 11-2 in true road games over the last two years.
- Each of Wisconsin's last 7 games have been decided by 5 or fewer points, including 3 OT contests, with UW going 5-2 in those games.
- UW improved to 2-1 in OT games this year.
- The Badgers shot 50.8% FG, matching their 2nd-highest performance of the season. UW has shot 50% FG or better 3x this season.
- UW owned a 52-36 advantage in the paint.
- The Badgers forced Iowa into 15 turnovers. The Hawkeyes entered the game 3rd in the Big Ten averaging just 10.0 turnovers per game.
- Wisconsin grabbed a season-high 12 steals.
- The Badgers held the Hawkeyes to 27 first-half points, their lowest scoring half of the season.
- Senior forward **Tyler Wahl** scored a team-high 21 points (9-14 FG) to go along with 7 rebounds, 3 assists and a season-high 4 steals.
- Sophomore point guard **Chucky Hepburn** tallied 11 points, 6 rebounds, 4 assists and matched his career high with 4 steals.
- Junior forward **Steven Crowl** scored 12 points, grabbed 6 rebounds and matched his career high with 7 assists.
- Freshman guard **Connor Essegian** finished with 14 points (2-6 3FG), reaching double-figure scoring for the 6th time in the last 7 games. He also grabbed a career-high 6 rebounds.
- Junior **Carter Gilmore** scored a career-high 8 points, while adding 4 rebounds in 21 minutes.

RESUME WORKSHOP

Through 10 games, Wisconsin is quickly building one of the nation's best resumes.

- Wisconsin is 1 of just 6 teams in the country with 3+ Quad 1 wins.

Most Quad 1 Wins, NCAA

4	#1 Purdue	3	#12 Duke
3	#22 Wisconsin	3	#8 Kansas
3	#9 Arizona	3	#3 UConn

- The Badgers also lead the nation with 6 wins over teams ranked in the KenPom Top 100.

Most Wins over KenPom Top-100, NCAA

6	#22 Wisconsin	5	Memphis
5	#15 Gonzaga	5	#3 UConn
5	#8 Kansas		

- Wisconsin is 5-1 away from home this season, including 2-0 in true road games.
 - Arizona State, Purdue and Wisconsin are the only major conference teams in the country with 5+ road/neutral wins.
- Over the last 2 seasons, UW is 11-2 in true road games, owning the second-highest road win total among major conference teams.
 - Wisconsin's 11 true road wins trail only Miami (12).
 - USC (10), Arizona (9), Duke (9), UCLA (9) and Washington State (9).
- Wisconsin made its season debut in the AP Top 25 this week, checking in at No. 22.
 - The Badgers have been ranked in the AP poll in each of the last 5 seasons.

STREAK SNAPPING

The Kohl Center has earned a reputation as one of the toughest places for opponents to play and undefeated teams would attest to that.

- Since 2000, a total of 8 teams have come to the Kohl Center with a record of 8-0 or better. All but 1 have left with a loss.
- Wisconsin has won its last 6 home games against teams with a record of 8-0 or better.

8-0 or Better Teams at the Kohl Center, Since 2000			
Date	Opponent (Rank)	Record	Score
12/22/01	Marquette (14)	10-0	L, 73-86
1/25/05	Illinois (1)	19-0	W, 75-65
12/16/06	Pittsburgh (2)	10-0	L, 75-89
1/9/10	Purdue (4)	14-0	L, 66-73
2/12/11	Ohio State (1)	24-0	L, 67-71
1/19/19	Michigan (2)	17-0	L, 54-65
12/7/19	Indiana	8-0	L, 64-84
12/7/22	Maryland	8-0	L, 59-64

CHARTING THE BADGERS

LED UW IN SCORING

	2022-23	Career
Tyler Wahl.....	4 (3-1)	8 (6-2)
Chuckie Hepburn.....	4 (3-1)	4 (3-1)
Steven Crowl.....	0 (0-0)	4 (4-0)
Jordan Davis.....	1 (1-0)	1 (1-0)
Connor Essegian.....	1 (1-0)	1 (1-0)

LED UW IN REBOUNDING

	2022-23	Career
Tyler Wahl.....	6 (5-1)	24 (17-7)
Steven Crowl.....	4 (3-1)	9 (7-2)
Jordan Davis.....	2 (2-0)	2 (2-0)
Jahcobi Neath.....	0 (0-0)	1 (1-0)

LED UW IN ASSISTS

	2022-23	Career
Chuckie Hepburn.....	3 (3-0)	20 (15-5)
Tyler Wahl.....	2 (2-0)	15 (14-1)
Steven Crowl.....	5 (4-1)	12 (9-3)
Connor Essegian.....	1 (1-0)	1 (1-0)
Jahcobi Neath.....	0 (0-0)	1 (1-0)

LED UW IN MINUTES

	2022-23	Career
Tyler Wahl.....	2 (2-0)	8 (5-3)
Max Klesmit.....	4 (2-2)	4 (2-2)
Chuckie Hepburn.....	3 (3-0)	4 (4-0)
Steven Crowl.....	2 (1-1)	2 (1-1)

Record in those contests in parentheses

2022-23 LINEUP RECORD

Hepburn, Davis, Klesmit, Wahl, Crowl..... 8-2

ACTIVE WIN/LOSS STREAKS

Overall.....	Won 3
Vs. Unranked teams (AP).....	Won 2
Vs. Ranked teams (AP).....	Won 1
At Home.....	Won 1
At Home vs. Big Ten.....	Won 1
At Home vs. ranked Big Ten.....	Won 2
At Home vs. unranked Big Ten.....	Lost 1
At Home vs. non-conference.....	Lost 1
At Home vs. ranked opp.....	Won 2
On Road.....	Won 6
On Road vs. Big Ten.....	Won 5
On Road vs. ranked opp.....	Won 1
On Road vs. unranked opp.....	Won 11
Neutral.....	Won 1
Neutral vs. ranked opp.....	Lost 1
Neutral vs. unranked opp.....	Won 3

GARD'S GUIDANCE

Now in his 8th season as head coach, **Greg Gard** has led the Badgers to Big Ten titles in two of the last three seasons and kept the program winning at a high level. In fact, Gard's resume stacks up among the Big Ten's best of the last 40 years.

- Gard became the 4th coach in Wisconsin history to win 150 career games with the Badgers' 80-77 overtime win at Marquette. He joins Hall of Famers Walter Meanwell, Bud Foster and Bo Ryan.
- With a record of 152-80 (.655), Gard is the third-fastest coach in UW annals to reach 150 wins. Only Meanwell and Ryan were faster.
- Gard's .655 win percentage ranks as the 3rd-highest in Wisconsin history.

Best Win Pct, Wisconsin Coaches (min. 50 wins)

Coach (School, Years)	Record	Pct.
1. Bo Ryan (2002-15)	364-130	.737
2. Walter Meanwell (1912-17, '21-34)	246-99	.712
3. Greg Gard (2016-present)	152-80	.655
4. Dick Bennett (1996-2000)	94-68	.580
5. Bud Foster (1935-59)	265-267	.498

- With a conference record of 86-50, Gard's .632 win percentage is tied for 6th among Big Ten coaches of the last 40 years (since 1980).

Best Win Pct, B1G Coaches w/ 50+ Wins (since 1980)

Coach (School, Years)	Record	Pct.
1. Bo Ryan, WIS (2002-15)	172-68	.717
2. Bob Knight, IND (1972-2000)	353-151	.700
3. Tom Izzo, MSU (1995-)	323-152	.680
4. Thad Matta, OSU (2005-17)	150-78	.658
5. Mark Turgeon, MD (2015-21)	90-50	.643
6. Greg Gard, WIS (2016-)	86-50	.632
7. Matt Painter, PUR (2005-)	195-115	.629
8. Gene Keady, PUR (1981-05)	265-169	.611

(through games played Dec. 12)

WINS ADD UP UNDER GARD

- With a record of 25-8 (.758) last season, UW posted its best win percentage of the Greg Gard era and equaled the 8th-most wins in school history.
- In all, Gard led teams to 4 of the top 18 winningest seasons in program history:

Wisconsin Record Book, Single-Season Wins

1. 36	2014-15	11. 24	2002-03
2. 31	2007-08	24	2009-10
3. 30	2006-07	13. 23	2018-19
30	2013-14	23	2012-12
5. 27	2016-17	15. 22	2015-16
6. 26	2011-12	22	1998-99
7. 25	2004-05	22	1999-00
8. 25	2021-22	18. 21	2019-20
25	2010-11		
25	2003-04		

- Including wins at No. 3 Purdue and over No. 8 Purdue last season, Gard has led UW to 10 top-10 wins, including 6 away from home.
- UW went 15-5 in the Big Ten last season, posting the most conference wins in the Gard era. The Badgers won 15 Big Ten games for just the 3rd time in program history. Overall, UW has won 14+ games just 5 times, and Gard-led teams are responsible for 3 of those seasons.

Wisconsin Record Book, Big Ten Wins

Record	Pct.	Season
1. 16-2	.889	2007-08
16-2	.889	2014-15
3. 15-5	.750	2021-22
4. 14-6	.700	2018-19
14-6	.700	2019-20

- Wisconsin won at least 14 Big Ten games for the 3rd time in the last 4 seasons, the only team that can make that claim.
- Over the past 5 seasons, Wisconsin has 55 Big Ten wins, the most in the league over that span (Purdue has 54). Among major conference teams, only Virginia (56), Kansas (55) and Duke (54) have more league victories.
- During the Greg Gard era (since 2015-16), Wisconsin has the most road wins of any Big Ten team, going 43-36 (.544) in such games. Michigan State is second with 41 road wins.

CHUCKY AT THE POINT

"Chuckie brings a vision and a feel to the floor that we've only had with a few guys the 20 years I've been here...He's a natural at it." - Greg Gard

- A Big Ten All-Freshman honoree last year, point guard **Chuckie Hepburn** started every game for the Badgers in his debut campaign.
- Hepburn has been heating up over his last 5 games, averaging 16.6 points per game, while shooting an impressive 47.5% FG including a blistering 56.7% from 3-point range.
- Hepburn scored a career-high 23 pts vs. Wake Forest (11/29), hitting a career-best 6 triples.
- In a road win at Marquette, Hepburn scored 17 points on 7-10 FG shooting, including 5-6 3FG.
- A 2023 Preseason All-Big Ten pick, Hepburn has scored in double figures in 7 of the first 10 games and 19x in his career.
- UW is 17-2 when Hepburn scores dbl figures
- On the year, Hepburn is shooting 46.8% from 3-point range, up from 34.8% 3FG a year ago.
- His 1.9 career assist-to-turnover ratio (104-55) would rank as one of the best in school history.
- Last year, Hepburn averaged 7.9 ppg, leading UW in assists (77) and was 2nd in steals (36).
- Hepburn became just the 5th true freshman at UW to average 7.5 ppg in the last 25 years:

Wisconsin Leading Scorers, True Freshman (since 1997)

Player (Years)	PPG	APG
1. Devin Harris (2002)	12.3	1.8
2. Brad Davison (2018)	12.1	2.5
3. Alando Tucker (2003)	12.0	1.1
4. Sam Dekker (2013)	9.6	1.3
5. Chuckie Hepburn (2022)	7.9	2.3

- Since 2010, Hepburn trails only Josh Gasser for the best assist-to-turnover ratio by a Badger in his freshman season.

Assist-to-Turnover Ratio in First Season (min. 30 ast)

Player (Years)	Ast	TO	Ratio
1. Josh Gasser (2010-11)	75	30	2.5
2. Chuckie Hepburn (2021-22)	77	39	1.9
3. D'Mitrik Trice (2016-17)	63	37	1.7
4. Brad Davison (2017-18)	83	59	1.4

BETTER BEHIND THE ARC

Last season, the Badgers won the Big Ten despite shooting a conference-low 30.6% from 3-point range. Through 10 games this season, UW has seen significant improvement in that area.

- Wisconsin ranks 5th in the Big Ten shooting 36.1% (84-233) from beyond the arc.
- UW is averaging 8.4 made 3FGs per game, which ranks 3rd in the Big Ten this year.
- 5 of UW's top 6 scorers have hit at least 7 triples. A total of 11 Badgers different have made a 3-pointer this season.
- The Badgers went 12-for-27 (44.4%) from behind the arc earlier this year at Marquette, marking the 3rd time UW has hit 12 triples in a game this season.
 - Compared to last year, Wisconsin hit 12+ triples in a game just once all of last season.
- **Chucky Hepburn** and **Connor Essegian** rank 3rd and 4th, respectively, in the Big Ten this season in 3-point shooting percentage - among players with at least 20 made 3FGs.
 - Hepburn is shooting 46.8% on 22-for-47 from behind the arc and Essegian is at 46.7% on 21-for-45 shooting and shooting from deep.
 - UW hasn't had an individual shoot 45.0% or better from long range since Josh Gasser posted a mark of 45.2% (42-93) in 2012.

CHAMPIONSHIP DNA

- Wisconsin won a share of the 2022 Big Ten championship, the Badgers' 2nd league title in 3 seasons and the 20th in school history.
 - With 2 Big Ten championships during his tenure, **Greg Gard** joins Tom Izzo (10) and Matt Painter (2) as the only active coaches with multiple Big Ten titles.
 - The Badgers (20) trail only Purdue (24) and Indiana (22) for most conference titles.
 - Wisconsin has won 6 Big Ten regular season titles since 2002 (02-03-08-15-20-22), matching MSU (6) for most titles during that span.

Most Big Ten Regular Season Championships

School	B1G Titles	Since 2002	Last
1. Purdue	24	3	2019
2. Indiana	22	3	2016
3. Wisconsin	20	6	2022
Ohio State	20	5	2012
5. Illinois	18	4	2022

WALL-TO-WAHL PLAYER

"This is no longer a utility player...Wahl has looked the part early of a guy that's primed to be one of the best players in the Big Ten."

- Jon Rothstein, CBS Sports

- One of the most versatile players in college basketball, 2023 Preseason All-Big Ten selection **Tyler Wahl** does a little bit of everything — and then some — for Bucky.
- This year, Wahl was named 1 of 20 candidates in the country nominated to the 2023 Julius Erving Award Watch List, which is awarded to the best small forward in the nation.

- Facing #3 Kansas, Wahl posted his 2nd double-double of the season (6th career), matching his career-high scoring 23 points, while also posting 10 rebounds, 3 steals and 2 assists.

- Named to the Battle 4 Atlantis All-Tournament Team, Wahl averaged 13.3 pts, 7.3 reb, 1.7 ast and 1.3 stl per game over the 3-game tourney.

- The improvement of Wahl over his four years at Wisconsin has been notable and impressive:

Tyler Wahl Year-by-Year Improvement

Year	PPG	RPG	FG%	FT%
2019	2.6	2.6	.430	.389
2020	5.2	4.3	.436	.567
2021	11.4	5.9	.516	.700
2022	14.6	6.9	.419	.709

- Wahl made his presence known last season with an All-Tournament performance at the Maui Jim Maui Invitational in Las Vegas.
 - In 3 games, Wahl averaged 11.0 ppg (18 pts and 4 blk in championship game), plus 5.3 rpg.
- Wahl built on that confidence, scoring double figures in 17 of the final 22 games of the season. Wahl had scored in double figures just 5 times his first 2 seasons as a Badger.
 - That includes a career-high 23 points vs. Rutgers (2/12), with 3 rebs, 2 ast and 2 steals.
 - Wahl also had 20-point outings at Maryland (21 pts) and vs. #16 Ohio State (20 pts), which marked the first 20-pt games of his career.
 - Wahl led UW in scoring vs. #8 Purdue (3/1), finishing with 19 points (8-14 FG) and 5 steals.
- Last season, Wahl ranked 3rd on the team in scoring (11.4 ppg) and 2nd in rebounding (5.9 rpg). He led the team shooting 51.6% FG.
 - Wahl also led the team in steals (37) and ranked 2nd for the Badgers lead in blocks (25).

TAKING CARE OF THE ROCK

Taking care of the ball is nothing new for Wisconsin and this season's team is carrying on a long tradition of stinginess.

- The Badgers are averaging just 10.3 turnovers per game, which ranks 3rd in the Big Ten and T-13th in the NCAA.
- UW has led the nation in fewest turnovers per game in each of the last 2 seasons. Wisconsin turned it over 9.0 times per game in 2021, then just 8.7 TOs per game last season. In fact, last year was the 4th-lowest mark in school history.

Wisconsin Record Book, Fewest TOs per game

Year	TOs/Gm	TOs	Games
1. 2014-15	7.4	296	40
2. 2010-11	7.6	258	34
3. 2013-14	8.1	307	38
4. 2021-22	8.7	287	33
5. 2009-10	8.8	289	33

- Over the last 4 seasons, Gard's Badgers have never finished outside the top-10 in turnovers per game and have never averaged more than 10.0 turnovers per game in a season.

SITUATIONAL RECORDS

	2022-23	Under Gard
Ahead at the half	7-0	123-14
Behind at the half	0-2	22-61
Tied at the half	1-0	6-5
FG% of .450 or more	3-0	81-13
FG% less than .450	5-2	70-67
Better FG% than opp.	5-0	119-13
Worse FG% than opp.	3-1	32-64
Same FG% as opp.	0-1	1-3
Opp. FG% less than 45%	7-1	118-29
3FG% of 40% or more	4-1	68-10
3FG% less than 40%	4-1	82-70
Try more than 20 3FGs	6-1	84-49
Try 20 or fewer 3FGs	2-1	67-30
Make at least 70% FT	3-2	92-36
Try at least 20 FTs	2-0	64-17
Try fewer than 20 FTs	6-2	85-62
Out-rebound opponent	3-0	89-22
Tied or out-rebounded	5-2	62-58
Same or fewer TOs than opp.	6-2	116-49
More TOs than opp.	2-0	35-31
Commit fewer than 12 TOs	6-1	117-49
Commit 12 or more TOs	2-1	35-30
Score fewer than 50 pts.	1-0	2-3
Score 50-59 points	1-0	8-32
Score 60-69 points	3-1	49-29
Score 70-79 points	1-1	53-13
Score 80-89 points	2-0	32-3
Score 90 or more pts.	0-0	7-0
Allow fewer than 50 pts.	2-0	23-1
Allow 50-59 pts.	4-0	46-7
Allow 60-69 pts.	0-1	60-28
Allow 70-79 pts.	2-1	19-30
Allow 80-89 pts.	0-0	3-13
Allow 90 or more pts.	0-0	0-1
Overtime	2-1	9-6
vs. AP Top 25 opponents	1-1	27-39
vs. AP Top 25 opp. at home	1-0	13-10
Home games	3-1	88-25
Road games	2-0	43-36
Neutral site games	3-1	22-19
Day games	3-1	49-27
Night games	5-1	102-53

GAMES DECIDED BY

3 points or less	3-2	22-13
4-5 points	2-0	23-17
6-10 points	1-0	35-21
11-19 points	1-0	39-24
20 or more points	1-0	33-3

TELEVISED GAMES

CBS	0-0	11-10
CBS Sports Network	0-0	0-1
FOX	0-0	3-5
FS1	2-0	14-14
ESPN	0-1	16-13
ESPN2	3-0	17-11
ESPNU	0-1	1-3
ESPN+	0-0	3-1
Big Ten Network	3-0	76-18
Big Ten Plus	0-0	4-0
TBS	0-0	1-3
TNT	0-0	2-1

2022-23 BIG TEN STANDINGS

Team	Conf.	Overall
Purdue (#1)	2-0	10-0
Wisconsin (#22)	2-0	8-2
Northwestern	1-0	7-2
Ohio State (#23)	1-0	7-2
Michigan	1-0	6-3
Michigan State	1-1	7-4
Rutgers	1-1	6-4
Indiana (#14)	1-1	8-2
Maryland (#20)	1-1	8-2
Penn State	1-1	7-3
Iowa	0-1	7-3
Illinois (#18)	0-2	7-3
Nebraska	0-2	6-5
Minnesota	0-2	4-6

RECORDS THROUGH GAMES PLAYED DEC. 11

AP TOP 25 (WEEK 6 - 12/12/22)

Team	Record	Points
1 Purdue (27)	10-0	1508
2 Virginia (19)	8-0	1476
3 UConn (15)	11-0	1466
4 Alabama	8-1	1326
5 Houston	9-1	1224
6 Tennessee (1)	9-1	1189
7 Texas	7-1	1173
8 Kansas	9-1	1165
9 Arizona	8-1	1096
10 Arkansas	9-1	1029
11 Baylor	7-2	881
12 Duke	10-2	840
13 Kentucky	7-2	688
14 Indiana	8-2	622
15 Gonzaga	7-3	621
16 UCLA	8-2	606
17 Mississippi State	9-0	501
18 Illinois	7-3	487
19 Auburn	8-1	453
20 Maryland	8-2	414
21 TCU	8-1	270
22 Wisconsin	8-2	255
23 Ohio State	7-2	209
24 Virginia Tech	10-1	109
25 Miami	10-1	100

Others receiving votes: Memphis 74, Charleston 64, Marquette 39, Iowa State 39, Arizona State 39, UNLV 27, Xavier 26, Iowa 25, West Virginia 20, Saint Mary's 15, Texas Tech 14, San Diego State 14, Utah 12, New Mexico 12, Creighton 11, Michigan State 5, Utah State 4, Kansas State 2

INSTANT OFFENSE ESSEGIAN

Freshman **Connor Essegian** has added instant offense to the Badgers lineup this season.

- Coming off the bench, Essegian is averaging 10.4 ppg while shooting 46.7% from 3FG.
- Among Big Ten freshmen, Essegian is T-4th in the league for scoring this season:

Most Points, Big Ten, Freshmen

Name (School)	PPG
1. Jett Howard (MICH)	15.1
2. Fletcher Loyer (PUR)	13.1
3. Brice Sensabaugh (OSU)	14.1
4. Connor Essegian (2022-23)	10.4
5. Jayden Epps (ILL)	9.3

- Essegian has scored in double figures in 6 of the last 7 games, averaging 12.6 points per game over that stretch.
- In fact, the sharp shooter scored a team-high 42 points in the 3-game Battle 4 Atlantis.
- Essegian is the 5th Wisconsin freshman in the last 20 years to average 10.0+ points per game through his first 10 games:

Most Points, First 8 Games, Freshmen (Since 2000)

Name (Year)	PPG
1. Alando Tucker (2004-05)	15.2
2. Devin Harris (2001-02)	12.0
3. Ethan Happ (2015-16)	10.7
4. Connor Essegian (2022-23)	10.4
5. Brad Davison (2017-18)	10.0

- Essegian ranks 4th in the Big Ten in 3FG% (min. 20 made 3FGs), hitting 46.7% from behind the arc, going 21-for-45.
- Among freshmen, Essegian ranks 2nd in the nation in 3FG% at 46.7% (min. 20 made 3FGs).
- Essegian ranks 10th in the Big Ten averaging 2.1 triples per game.
- His shooting touch extends to the free throw line as well where he is a perfect 17-for-17. No other freshman in the NCAA is shooting 100% at the stripe with at least 15 attempts.

DEFENSE LIVES HERE

For the better part of 30 years, Wisconsin has enjoyed one of the best defensive teams in the Big Ten and often the nation. This year's unit is showing signs of following the same trend.

- UW is allowing just 61.3 ppg, which ranks 4th-best in the Big Ten and 35th in the nation.
- According to KenPom.com, the Badgers rank 14th in the NCAA (2nd in the Big Ten) in adjusted defensive efficiency at 90.0.
- UW has led the B1G in Scoring D in 4 of 7 years under Gard. Last season, Wisconsin ranked 2nd in the Big Ten allowing 66.0 ppg.
- UW is 68-8 under Gard when holding foes below 60 points (5-0 this season).
- Wisconsin has held all 10 of its opponents below their season scoring average, including 4 to season-low point totals.
- The Badgers have held 5 teams below 40% FG this season, most recently vs. Maryland (12/6).

CROWL COMING ON

The development of **Steven Crowl** has seen an upward trajectory during his career at Wisconsin. The junior big man averaged 0.7 points per game as a freshman, 8.8 ppg as a sophomore, and is now in a starring role for the Badgers.

- Along with experience, Crowl has also added size to his frame. Listed at 217 lbs as a freshman, he's now pushing 250 lbs.
- Crowl has been a consistent presence for UW, averaging 9.8 points per game and is ranked 2nd for UW with 6.6 rebounds per contest.
- A talented passer, Crowl leads UW averaging 3.4 assists per game (15th best in the Big Ten).
- Crowl also ranks 19th in the Big Ten averaging 1.0 block per game.
- Crowl has scored in double figures 17x in his career, and UW is 15-2 in those games.
- He reached double-digit scoring 13x last year, including a pair of 20+ point performances.
- Last year, Crowl shot 49.6% FG (2nd for UW). In Big Ten play, that number climbed to 53.1% FG (69-130), including 32.6% 3FG.

ROAD WARRIORS

Last season, Wisconsin went 13-6 away from home, including an impressive 9-2 in true road games. This year, UW is 5-1 away from home.

- Dating back to last season, UW has won its last 6 true road games and 11 of its last 13.
- Under Greg Gard, the Badgers own a 43-36 (.544) record on the road overall, including 38-29 (.567) in Big Ten games.
- In fact, no Big Ten team has a better league road record than Wisconsin since 2016.

Big Ten Road Record, Since 2016 (thru Dec. 6, 2022)

Team	Record	Pct.
1. Wisconsin	38-29	.567
2. Purdue	36-30	.545
Michigan State	36-30	.545
4. Michigan	32-31	.508

- Under Gard, Wisconsin has 8 road wins over ranked teams, including wins at No. 3 Purdue and at No. 17 Michigan State last season.
- Last season, the Badgers tallied the most true road wins (9) among all Big Ten teams.
- UW's 9 true road wins trailed only Miami (10) among major conference teams.
- UW's 13 road/neutral wins were the team's most since 2015 when the Badgers went 21-3 away from home.
- Last season's resume including neutral wins over Texas A&M, #12 Houston and Saint Mary's in the Maui Invitational as well as a victory over Colgate in the NCAA tournament.
- Last season, Wisconsin won games at Purdue, at Michigan State and at Indiana in the same season for the first time in school history.
- The Badgers became the first team to win at Mackey Arena, Breslin Center and Assembly Hall in the same season since Ohio State in 2010.

125 YEARS OF BADGER BALL

This year marks the 125th season of Wisconsin men's basketball and all season long UW will be celebrating the history of one of the Big Ten's most successful programs:

- Wisconsin made its 26th appearance in the NCAA tournament last season. In fact, UW is 1 of 5 schools to participate in 22 of the last 23 NCAA tourneys, joining Duke, Gonzaga, Kansas and Michigan State.
- Wisconsin clinched a share of the 2022 Big Ten championship, marking UW's 2nd league title in 3 seasons and the 20th in school history.
- The Badgers (20 titles) trail only Purdue (24) and Indiana (22) for most conference titles.
- Wisconsin has won 6 Big Ten regular season titles since 2002 (02-03-08-15-20-22), matching MSU (6) for most titles during that span.

Most Big Ten Regular Season Championships

School	B1G Titles	Since 2002	Last
1. Purdue	24	3	2019
2. Indiana	22	3	2016
3. Wisconsin	20	6	2022
Ohio State	20	5	2012
5. Illinois	18	4	2022

- Since 2001-02 when Bo Ryan and Greg Gard arrived in Madison, UW has the most Big Ten wins and best win pct. at 258-118 (.686).

Big Ten Win Pct, Since 2001-02 (thru games Dec. 12)

Team	W-L	Pct.
1. Wisconsin	258-118	.686
2. Michigan State	251-125	.668
3. Ohio State	232-142	.620
4. Maryland	90-62	.592
5. Purdue	221-154	.589

- Wisconsin has won 12+ B1G games in 11 of last 13 seasons, the most of any Big Ten team.
- UW has also posted double-digit B1G wins in 19 of the last 21 years, the only team to do so.

125 HONORARY CAPTAIN: KELLEY

As part of the 125th season celebration, UW welcomes back **Mike Kelley** (1998-2001) as honorary captain for Thursday's game.

- Inducted into the UW Athletic Hall of Fame in 2014, Kelley was Big Ten Defensive Player of the Year in 1999 and led the Badgers on a magical run to the Final Four in 2000.
- Kelley's school record 275 career steals still stands, and ranks 4th in Big Ten annals.
 - In 2000, set UW record for single-season steals with 95 - which ranks 3rd most in B1G history.
- Finished his career with the top assist-to-turnover ratio in school history (2.57, 344-134) which now ranks 2nd at present for UW.
 - Kelley's 4.30 (86-20) assist-to-turnover ratio in 1999 still stands as UW's season school record.
- Three-time Academic All-Big Ten Selection.
- 2000 NCAA Tournament All-Region Team.

VIVE LA FRANCE!

Earlier this summer, the Badgers came together and experienced a 10-day, four-game foreign trip to France. As part of the tour, the team spent time in Paris, Lyon and Nice.

- The trip featured sight-seeing opportunities to experience local culture. Among other things, the itinerary included ascending the Eiffel Tower, a full-day trip to Normandy, exploring Old Town Lyon, visiting the medieval village of Perouges, a guided tour of Monte Carlo and beach time on the French Riviera.
- College basketball teams are allowed to travel internationally during the summer once every four years, and for Wisconsin the 2022 trip marked UW's first since touring Australia and New Zealand in 2017.
- The Big Ten Network followed along throughout the trip, documenting the experience for "The B1G Trip: Wisconsin Basketball in France," a three-episode docuseries.
- In its first taste of international basketball, the Badgers earned an 81-66 win over Paris Towers in Paris. **Steven Crowl** led UW with 13 points, followed by **Chucky Hepburn** (12), **Markus Ilver** (10) and **Isaac Lindsey** (10).
- Facing Lyon Towers in Lyon, UW won 80-68 led by **Tyler Wahl**'s 12 points, plus 11 points each from Crowl and **Connor Essegian**, and 10 points from Hepburn.
- UW displayed a balanced scoring attack in its second game vs. Lyon Towers, earning a 78-47 win. Ilver led with 14 points, followed by Crowl (12), Essegian (10), **Jordan Davis** (9), Wahl (9).
- Wisconsin capped its trip with an 85-69 win over Azura Club in Nice. Davis and Essegian led UW with 14 points each.

TOP-10 TAKEDOWNS

Wisconsin's season sweep of Purdue (#3 and #8 in two meetings) last season were just the latest in a long line of top-10 takedowns under Greg Gard.

- In fact, the Badgers have 10 wins over top-10 teams under Gard, including 6 such wins away from home (4 on the road):

Wins Over Top-10 Opponents Under Greg Gard

Opponent	Score	Date
#8 vs. Purdue	70-67	3/1/22
#3 at Purdue	74-69	1/3/22
#5 at Ohio State	61-57	1/3/20
#2 Michigan	64-54	1/19/19
#6 Purdue	57-53	2/14/18
#1 vs. Villanova (NCAA)	65-62	3/18/17
#9 vs. Xavier (NCAA)	66-63	3/20/16
#8 at Iowa	67-59	2/24/16
#2 at Maryland	70-57	2/13/16
#4 Michigan State	77-76	1/17/16

WINNING AT WISCONSIN

With a record of 24-7 last season, the Badgers reached the 20-win milestone yet again. Since 2003, Wisconsin has won at least 20 games in 17 of 20 seasons, including a school-record 36 wins in 2014-15.

Greg Gard has four 20-win seasons on his ledger with a high of 27 wins in 2016-17, a mark that ranks 5th in UW history.

Wisconsin Record Book, Single-Season Wins

1. 36	2014-15	10. 24	2021-22
2. 31	2007-08	24	2002-03
3. 30	2006-07	24	2009-10
30	2013-14	13. 23	2012-12
5. 27	2016-17	23	2018-19
6. 26	2011-12	15. 22	2015-16
7. 25	2004-05	22	1998-99
8. 25	2010-11	22	1999-00
25	2003-04	18. 21	2019-20

BADGERS = B1G ATTENDANCE

- This season, the Badgers played in front of an average of 16,453 fans at their home games last season. That leads the Big Ten and ranks 7th nationally.
- Including the 2019-20 season in which fans were allowed, Wisconsin has led the Big Ten in attendance 14 of the last 18 years and has finished among the nation's top 7 each of the last 20 years.

UW Attendance (Kohl Center era: 1998-2022)

Year	Average	B1G Rank	NCAA
1997-98*	13,335	7th	22nd
1998-99	15,770	2nd	10th
1999-00	16,163	3rd	11th
2000-01	16,811	2nd	7th
2001-02	15,528	3rd	6th
2002-03	16,930	1st	6th
2003-04	17,142	1st	6th
2004-05	17,142	1st	5th
2005-06	17,142	1st	7th
2006-07	17,190	2nd	7th
2007-08	17,190	1st	7th
2008-09	17,230	1st	6th
2009-10	17,230	1st	6th
2010-11	17,230	1st	7th
2011-12	17,181	1st	5th
2012-13	16,843	2nd	7th
2013-14	17,104	2nd	7th
2014-15	17,279	1st	5th
2015-16	17,287	2nd	6th
2016-17	17,287	1st	6th
2017-18	17,272	1st	5th
2018-19	17,170	1st	5th
2019-20	16,912	1st	6th
2020-21^	--	--	--
2021-22	16,453	1st	7th

* Wisconsin played 8 of its 15 home games at the UW Field House (capacity 11,500)

^ Wisconsin did not allow spectators due to the COVID-19 pandemic



THE GARD FILE

■ Career Record (8th Season): 152-80 (.655)

- Record at Wisconsin (8th Season): 152-80 (.655)
- Big Ten Record (8th Season): 86-50 (.632)
- NCAA Tournament Appearances/Record: 5 / 6-5 (.545)
- Hometown: Cobb, Wis.
- Alma Mater: UW-Platteville, 1995 (Physical & Health Ed)
Master's Degree: UW-Platteville, 2007 (Counselor Ed)
- Family: Wife Michelle
Daughters, Mackenzie and Peyton; Son, Isaac

COACHING EXPERIENCE

Position	School	Years
Assistant Coach	Southwestern (Wis.) HS	1990-93
Assistant Coach	Platteville (Wis.) HS	1993-94
Assistant Coach	UW-Platteville	1993-99
Assistant Coach	UW-Milwaukee	1999-01
Assoc. Head Coach	Wisconsin	2001-15
Head Coach	Wisconsin	2015-Present

CAREER HIGHLIGHTS

Date	Highlight
Dec. 15, 2015	Assumed role of interim head coach upon the retirement of Bo Ryan
Dec. 23, 2015	First career win, 84-79, vs. Green Bay
Jan. 2, 2016	First Big Ten win, 79-57, vs. Rutgers
Jan. 17, 2016	First ranked win, 77-76, vs. #4 MSU
Feb. 13, 2016	First road win over ranked team, 70-57, at #2 Maryland
March 7, 2016	Officially named Wisconsin head coach
March 18, 2016	First NCAA tournament win, 47-43, against 10th-seeded Pittsburgh
April 4, 2016	Jim Phelan National Coach of the Year
March 18, 2017	UW knocks off No. 1 overall seeded Villanova in NCAA tourney second round
Feb. 15, 2018	UW tallied sixth top-10 win in three seasons under Gard (#6 Purdue, 57-53)
Jan. 19, 2019	UW earned fourth win vs. top-5 team under Gard (#2 Michigan, 64-54)
Jan. 3, 2020	UW won at #5 Ohio State, 61-47
March 7, 2020	Led UW to Big Ten title (60-56 W at IND)
March 9, 2020	Named 2020 Big Ten Coach of the Year
Dec. 25, 2020	UW wins at MSU first time since 2004
Nov. 24, 2021	UW wins first Maui Invitational tournament title in school history
Jan. 3, 2022	UW wins at #3 Purdue, 74-69
March 1, 2022	Led UW to Big Ten title with 70-67 home win over #8 Purdue
March 8, 2022	Named 2022 Big Ten Coach of the Year

A coaching veteran of more than 30 years, Greg Gard enters his eighth season leading the Wisconsin men's basketball program in 2022-23 and has proven himself to be one of the best head coaches in the Big Ten. A finalist for Naismith National Coach of the Year, Gard guided the Badgers to the 2022 Big Ten regular season championship, marking the team's second title in the last three seasons, earning Big Ten Coach of the Year honors in both 2020 and 2022.

Wisconsin's incredible postseason success hasn't wavered on Gard's watch either, as he's led UW to 5 of 6 NCAA tournaments during his tenure. As 2020 Big Ten champs, UW would have also participated in the cancelled tournament that year. Most recently, Gard led UW to a No. 3 seed in last season's NCAA tournament.

In his first seven seasons as head coach, Gard has a record of 144-78, the second-fastest Wisconsin coach to 100 overall wins in the NCAA tournament era. He's also guided UW to a conference record of 84-50. His .627 conference win percentage is tied for sixth best among Big Ten coaches the last 40 years.

Gard is coming off of arguably his most impressive coaching job in 2021-22. Picked to finish preseason 10th in the Big Ten, UW went 25-8 overall and 15-5 in league play, claiming a share of the Big Ten regular season title for the second time in the past three seasons. Gard was named Big Ten Coach of the Year for the second time in his career. Sophomore guard Johnny Davis garnered consensus first-team All-America honors and won Lute Olson National Player of the Year, Jerry West Shooting Guard of the Year, and Big Ten Player of the Year. Brad Davison was second-team All-Big Ten, Chucky Hepburn was an All-Big Ten Freshman, while Tyler Wahl was Honorable Mention All-Big Ten.

The 2020-21 season was unprecedented due to the global COVID-19 pandemic, but the leadership of Gard and his staff helped navigate the Badgers to an NCAA tournament appearance. UW finished 18-13 overall, highlighted by an 85-62 win over North Carolina in the first round of the NCAA tournament.

Gard's leadership during the 2019-20 season is among his best. After opening 5-5 overall and 5-5 in the Big Ten, Wisconsin won nine of its last 10 games, including its final eight games of the season to win

Year	School	Record	Pct.	Conf.	Record	Place	Postseason
2015-16	Wisconsin	15-8	.652	Big Ten	12-6	T-3rd	NCAA Sweet 16
2016-17	Wisconsin	27-10	.730	Big Ten	12-6	T-2nd	NCAA Sweet 16
2017-18	Wisconsin	15-18	.455	Big Ten	7-11	9th	--
2018-19	Wisconsin	23-11	.676	Big Ten	14-6	4th	NCAA First Round
2019-20	Wisconsin	21-10	.677	Big Ten	14-6	T-1st	Postseason canceled
2020-21	Wisconsin	18-12	.600	Big Ten	10-10	--	NCAA Second Round
2021-22	Wisconsin	25-8	.758	Big Ten	15-5	T-1st	NCAA Second Round
2022-23	Wisconsin	8-2	.800	Big Ten	2-0	--	--
Totals (7 seasons)		152-80	(.655)		86-50	(.629)	5 NCAA appearances

GARD vs. DIVISION I TEAMS

Team	Home	Away	Neut.	Total	Team	Home	Away	Neut.	Total
Arkansas-Pine Bluff	1-0	0-0	0-0	1-0	Nicholls	1-0	0-0	0-0	1-0
Baylor	0-0	0-0	0-2	0-2	North Carolina	0-0	0-0	1-1	1-1
Central Arkansas	1-0	0-0	0-0	1-0	North Carolina State	1-0	0-1	0-0	1-1
Chicago State	2-0	0-0	0-0	2-0	Northwestern	3-2	4-1	1-0	7-3
Colgate	0-0	0-0	1-0	1-0	Notre Dame	0-0	0-0	0-1	0-1
Coppin State	1-0	0-0	0-0	1-0	Ohio State	4-2	2-2	0-0	6-4
Creighton	0-0	0-1	0-0	0-1	Oklahoma	1-0	0-0	1-0	2-0
Dayton	0-0	0-0	1-0	1-0	Oregon	0-0	0-0	0-1	0-1
Eastern Illinois	2-0	0-0	0-0	2-0	Penn State	4-0	4-1	1-0	9-1
Florida	0-0	0-0	0-1	0-1	Pittsburgh	0-0	0-0	1-0	1-0
Florida A&M	1-0	0-0	0-0	1-0	Prairie View A&M	1-0	0-0	0-0	1-0
Georgetown	0-0	0-0	1-0	1-0	Providence	0-1	0-0	0-0	0-1
Georgia Tech	0-0	1-0	0-0	1-0	Purdue	3-2	1-5	0-0	4-7
Grambling State	1-0	0-0	0-0	1-0	Rhode Island	1-0	0-0	0-0	1-0
Green Bay	7-0	0-0	0-0	7-0	Rider	1-0	0-0	0-0	1-0
Houston	0-0	0-0	1-0	1-0	Richmond	0-0	0-0	0-1	0-1
Houston Baptist	1-0	0-0	0-0	1-0	Rutgers	4-1	1-2	1-0	6-3
Idaho State	1-0	0-0	0-0	1-0	St. Francis Brooklyn	1-0	0-0	0-0	1-0
Illinois	3-2	4-2	0-0	7-4	Saint Mary's	0-0	0-0	1-1	1-1
Illinois State	1-0	0-0	0-0	1-0	Savannah State	1-0	0-0	0-0	1-0
Indiana	6-0	3-2	1-0	9-2	South Carolina State	1-0	0-0	0-0	1-0
Iowa	2-2	3-3	0-1	5-6	South Dakota	1-0	0-0	0-0	1-0
Iowa State	0-0	0-0	0-1	0-1	Stanford	0-0	0-0	2-0	2-0
Kansas	0-0	0-0	0-1	0-1	Syracuse	1-0	0-0	0-0	1-0
Louisville	1-0	0-0	0-0	1-0	Temple	0-0	0-1	0-0	0-1
Loyola	1-0	0-0	0-0	1-0	Tennessee	0-0	1-0	1-0	2-0
Marquette	2-1	1-2	0-0	3-3	Texas A&M	0-0	0-0	1-0	1-0
Maryland	4-2	3-2	1-0	8-4	UCLA	0-0	0-0	0-1	0-1
UMass Lowell	1-0	0-0	0-0	1-0	USC	0-0	0-0	1-0	1-0
McNeese State	1-0	0-0	0-0	1-0	Villanova	0-0	0-0	1-0	1-0
Michigan	4-2	1-3	0-1	5-6	Virginia	0-0	0-1	0-1	0-2
Michigan State	2-3	2-4	0-3	4-10	Virginia Tech	0-0	0-0	1-0	1-0
Milwaukee	2-0	0-0	0-0	2-0	Wake Forest	0-1	0-0	0-0	0-1
Minnesota	5-1	4-1	0-0	9-2	Western Kentucky	1-0	0-1	0-0	1-1
Nebraska	3-2	5-1	1-1	9-4	Xavier	0-1	1-0	1-0	2-1
New Mexico	0-0	0-0	0-1	0-1	Yale	1-0	0-0	0-0	1-0
Total	88-25	42-36	22-19	152-80					

a share of the 2020 conference championship and claim the No. 1 seed for the later canceled Big Ten tournament. During that run, UW knocked off No. 14 Michigan State, won at No. 19 Michigan and closed the season with a win at Indiana to clinch the title.

In his inaugural season as head coach, Gard led the Badgers to the 2016 NCAA Tournament Sweet 16, becoming just the second-ever first-year coach to win the Jim Phelan National Coach of the Year award. He followed that up by leading UW to the fifth-highest single-season win total in school history (27-10) and making a second-consecutive visit to the Sweet 16.

Gard's Badgers would follow that up with another 12-6 conference campaign in 2017, finishing second in both the regular season and the Big Ten tourney. UW capped off its 27-win season with a signature win in the NCAA tournament, knocking off the nation's No. 1 team Villanova, 65-62, to advance to the Sweet 16.

In 2018-19, Gard piloted the Badgers back to the Big Dance, posting a 23-11 overall record. Wisconsin also boasted a mark of 14-6 in Big Ten play, winning 14 conference games for just the 3rd time in school history, joining 16-win seasons in 2008 and 2015.

During his tenure as head coach, Gard has helped a trio of players reach first-team All-Big Ten status: Nigel Hayes in 2016, third-team All-American Ethan Happ in both 2017, 2018 and 2019, plus Johnny Davis in 2022.

Long considered one of the top assistant coaches in the game, Gard served as an assistant at Wisconsin for 14-plus seasons (final seven as associate head coach).

Gard helped guide the Badgers to back-to-back Final Fours in 2014 and 2015, and in 2015 UW reached its first national championship game since 1941.

In fact, Gard has been on the bench for each of the top 13 winningest seasons at Wisconsin.

Prior to coming to Wisconsin in 2001, Gard spent the previous two seasons as Ryan's assistant at UW-Milwaukee. Previously, Gard served as an assistant coach to Ryan at UW-Platteville from 1993-99. During Gard's years on the Pioneer staff, UW-Platteville compiled a 161-13 (.925) record and won three NCAA Division III titles, five straight Wisconsin Intercollegiate Athletic Conference (WIAC) championships and appeared in six consecutive NCAA tournaments.

0 | JAHCOBI NEATH

Senior | Guard | 6-4 | 190

Toronto, Ontario | Crestwood Prep (Wake Forest)



Twitter: N/A | Instagram: @jahcobiii

INDIVIDUAL BENCHMARKS

	SEASON	CAREER
GP/GS	3/0	76/10
10+ POINTS:	--	6
20+ POINTS:	--	0
3+ FGS MADE:	--	12
2+ ASSISTS:	--	28
2+ STEALS:	--	8
20+ MINUTES:	--	23

GET TO KNOW JAHCOBI

Now in his second season with Wisconsin, Jahcobi Neath looks to become a key contributor in the lineup. Hindered by injuries last year, he played in 23 games (1 start) for the Badgers, averaging 9.7 minutes per game off the bench. Neath transferred to Wisconsin from Wake Forest, where he played a total of 30 games (5 starts) over two seasons. He averaged 5.3 points (42.2% FG, 48% 3FG) and 2.2 assists per game his freshman season. As a sophomore at Wake Forest, he played 20 games (4 starts), averaging 3.8 points and 1.7 assists per game. During his prep career, Neath played internationally at the 2019 FIBA U-19 World Cup, representing Canada at the U18 and U19 levels. He played high school basketball at Crestwood Prep in Toronto and led the Lions to the 2019 national championship, averaging 26 points, 7 rebounds and 4 assists per game his senior season.

TOP PERFORMANCES

- **MICHIGAN (2/20/22):** Went 4-4 from the free-throw line and scored 6 points off the bench in a win
- **NICHOLLS (12/15/21):** Made his first start at Wisconsin, finishing with 9 points and a career-high 7 rebounds, plus 2 assists
- **PITTSBURGH (3/10/20):** Played a career-high 34 minutes posting 6 points, 4 rebounds, and 6 assists
- Posted back-to-back 16-point contests against Georgia Tech (2/19/20) and Duke (2/25/20)

SEASON HIGHS

POINTS: 3 vs. South Dakota (11/7/22)
 FIELD GOALS: 1 vs. South Dakota (11/7/22)
 FG ATTEMPTS: 3 vs. Stanford (11/11/22)
 3-POINT FGS: 1 vs. South Dakota (11/7/22)
 3-POINT FGAS: 1 (2x) MR vs. Stanford (11/11/22)
 FREE THROWS: --
 FT ATTEMPTS: --
 REBOUNDS: 1 vs. South Dakota (11/7/22)
 ASSISTS: 1 vs. Stanford (11/11/22)
 BLOCKS: --
 STEALS: 1 vs. Stanford (11/11/22)
 MINUTES: 15 vs. Stanford (11/11/22)

CAREER HIGHS

POINTS: 16 (2x) MR vs. Duke (2/25/20)*
 FIELD GOALS: 5 (2x) MR vs. Longwood (11/27/20)*
 FG ATTEMPTS: 10 (2x) MR at BC (2/10/21)*
 3-POINT FGS: 2 (2x) MR at NC State (1/27/21)*
 3-POINT FGAS: 5 at Virginia Tech (2/27/21)*
 FREE THROWS: 9 vs. Duke (2/25/20)*
 FT ATTEMPTS: 12 vs. Duke (2/25/20)*
 REBOUNDS: 7 vs. Nicholls (12/15/21)
 ASSISTS: 6 (3x) MR vs. Del. St (11/25/20)*
 BLOCKS: 1 (3x) MR vs. Duke (2/17/21)*
 STEALS: 3 vs. Catawba (12/31/20)*
 MINUTES: 34 vs. Pittsburgh (3/10/20)

*recorded at Wake Forest

GAME-BY-GAME STATISTICS

#0 NEATH, Jahcobi

				Total		3-Pointers		Free throws		Rebounds				PF A TO BLK STL PTS AVG						
Opponent	Date	GS	MIN	FG-FGA	PCT	3FG-3FGA	PCT	FT-FTA	PCT	OFF	DEF	TOT	AVG	PF	A	TO	BLK	STL	PTS	AVG
South Dakota	11/07/2022		08:44	1-1	1.000	1-1	1.000	0-0	.000	0	1	1	1.0	1	0	0	0	0	3	3.0
vs Stanford	11/11/2022		15:03	0-3	.000	0-1	.000	0-0	.000	0	0	0	0.5	0	1	2	0	1	0	1.5
Green Bay	11/15/2022		04:38	0-0	.000	0-0	.000	0-0	.000	0	0	0	0.3	1	0	0	0	0	0	1.0
Totals		0	28:25	1-4	.250	1-2	.500	0-0	.000	0	1	1	0.3	2	1	2	0	1	3	1.0

CAREER STATISTICS

NEATH, Jahcobi

				Field Goals		3-Point		F-Throws		Rebounds				Scoring							
SEASON	TEAM	GP-GS	MIN/AVG	FG-FGA	FG%	3FG-3FGA	3FG%	FT-FTA	FT%	OFF	DEF	TOT	AVG	PF-FO	A	TO	BLK	STL	PTS	AVG	
2021-22	Wisc	23-1	224/9.7	11-43	.256	4-18	.222	11-15	.733	9	25	34	1.5	13	0	8	6	1	4	37	1.6
2022-23	Wisc	3-0	28/9.5	1-4	.250	1-2	.500	0-0	.000	0	1	1	0.3	2	0	1	2	0	1	3	1.0
TOTAL		26-1	252/9.7	12-47	.255	5-20	.250	11-15	.733	9	26	35	1.3	15-0	9	8	1	5	40	1.5	

2 | JORDAN DAVIS

Junior | Guard | 6-4 | 200
La Crosse, Wis. | La Crosse Central



Twitter: @jordan_davis_23 | Instagram: @jordan.davis.24

INDIVIDUAL BENCHMARKS		
	SEASON	CAREER
GP/GS	10/10	50/10
5+ POINTS:	7	8
10+ POINTS:	2	2
2+ 3-PTERS MADE:	2	2
LED UW IN PTS:	1	1
LED UW IN 3PT FG:	1	1

GET TO KNOW JORDAN

Jordan Davis looks to establish himself in UW's lineup this season after earning playing time in 27 games last season for the Badgers. He averaged 6.5 minutes per game off the bench last year, including a season-high 7 points in UW's win at Minnesota. A standout athlete at La Crosse Central, Davis helped lead his team to the WIAA Division 2 state tournament each of his three years on the varsity team, capturing the state title in 2017. Davis finished his high school career with 1,101 points, 470 rebounds, 270 assists and 187 steals. Davis averaged 12.3 points, 5.5 rebounds and 3.7 assists per game as a senior, helping the Red Raiders complete a 20-5 season. On the football field, Davis was also an impressive wide receiver for the Red Raiders, posting 358 receiving yards with 5 TDs through three games before suffering a season-ending injury. He hauled in 49 receptions for 873 yards and 10 touchdowns as a junior.

TOP PERFORMANCES

- **vs. USC (11/25/22):** Scored 8 points (3-5 FG), plus 3 rebounds and 1 steal playing 25 minutes in win.
- **GREEN BAY (11/15/22):** Led UW in scoring for the first time in his career, finishing with 11 points and a career-high 3 triples (3-6 3FG), plus 3 reb and 2 stl.
- **vs. Stanford (11/11/22):** Finished with a career-high 13 points (5-9 FG), 3 rebounds and 1 steal.
- **SOUTH DAKOTA (11/7/22):** Made first career start, finishing with 6 points and a career-high 6 rebounds
- **at MINNESOTA (2/23/22):** Played a season-high 20 minutes, finishing with 7 points (3-3 FG, 1-1 3FG), 2 rebounds and 2 assists.

SEASON HIGHS			CAREER HIGHS		
POINTS:	13 vs. Stanford (11/11/22)		POINTS:	13 vs. Stanford (11/11/22)	
FIELD GOALS:	5 vs. Stanford (11/11/22)		FIELD GOALS:	5 vs. Stanford (11/11/22)	
FG ATTEMPTS:	11 vs. Marquette (12/3/22)		FG ATTEMPTS:	11 vs. Marquette (12/3/22)	
3-POINT FGS:	3 vs. Green Bay (11/15/22)		3-POINT FGS:	3 vs. Green Bay (11/15/22)	
3-POINT FGAS:	6 (2x) MR vs. Marquette (12/3/22)		3-POINT FGAS:	6 (2x) MR vs. Marquette (12/3/22)	
FREE THROWS:	2 (2x) MR vs. Green Bay (11/15/22)		FREE THROWS:	2 (2x) MR vs. Green Bay (11/15/22)	
FT ATTEMPTS:	3 vs. Stanford (11/11/22)		FT ATTEMPTS:	3 vs. Stanford (11/11/22)	
REBOUNDS:	8 vs. Dayton (11/23/22)		REBOUNDS:	8 vs. Dayton (11/23/22)	
ASSISTS:	1 (5x) MR vs. Marquette (12/3/22)		ASSISTS:	2 at Minnesota (2/23/22)	
BLOCKS:	--		BLOCKS:	1 (2x) MR vs. Iowa State (3/20/22)	
STEALS:	2 vs. Green Bay (11/15/22)		STEALS:	2 vs. Green Bay (11/15/22)	
MINUTES:	37 vs. Marquette (12/3/22)		MINUTES:	37 vs. Marquette (12/3/22)	

GAME-BY-GAME STATISTICS

#2 DAVIS, Jordan														
		Date		GS	MIN	Total FG-FGA		PCT	3-Pointers 3FG-3FGA		PCT	Free throws FT-FTA		PCT
Opponent														
South Dakota		11/07/2022	*		20:40	3-8		.375	0-2		.000	0-1		.000
vs Stanford		11/11/2022	*		25:02	5-9		.556	1-3		.333	2-3		.667
Green Bay		11/15/2022	*		32:59	3-7		.429	3-6		.500	2-2		1.000
vs Dayton		11/23/2022	*		31:07	1-7		.143	0-4		.000	0-0		.000
vs Kansas		11/24/2022	*		17:28	0-5		.000	0-3		.000	0-0		.000
vs Southern California		11/25/2022	*		24:55	3-5		.600	1-3		.333	1-1		1.000
Wake Forest		11/29/2022	*		14:18	1-2		.500	1-2		.500	0-0		.000
at Marquette		12/03/2022	*		37:06	3-11		.273	2-6		.333	0-0		.000
Maryland		12/06/2022	*		22:58	3-5		.600	1-3		.333	1-2		.500
at Iowa		12/11/2022	*		22:48	2-4		.500	1-3		.333	0-0		.000
Totals				10	249:21	24-63		.381	10-35		.286	6-9		.667

CAREER STATISTICS

DAVIS, Jordan														
		Field Goals		3-Point		F-Throws		Rebounds		Scoring				
SEASON	TEAM	GP-GS	MIN	AVG	FG-FGA	FG%	3FG-3FGA	3FG%	FT-FTA	FT%	OFF	DEF	TOT	AVG
2020-21	Wisc	13-0	20	1.6	3-6	.500	2-5	.400	0-0	.000	0	1	1	0.1
2021-22	Wisc	27-0	175	6.5	13-40	.325	8-28	.286	1-3	.333	9	15	24	0.9
2022-23	Wisc	10-10	249	24.9	24-63	.381	10-35	.286	6-9	.667	11	29	40	4.0
TOTAL		50-10	445	8.9	40-109	.367	20-68	.294	7-12	.583	20	45	65	1.3

3 |

CONNOR ESSEGIAN

Freshman | Guard | 6-4 | 185
Fort Wayne, Ind. | Central Noble



Twitter: @CEssegian | Instagram: @connoressegian

INDIVIDUAL BENCHMARKS		
	SEASON	CAREER
GP/GS:	10/0	10/0
5+ POINTS:	9	9
10+ POINTS:	6	6
2+ 3-PTERS MADE:	9	9
LED TEAM IN 3FGS:	6	6

GET TO KNOW CONNOR

True freshman guard Connor Essegian (pronounced "eh-SEE-gin") begins his first season with the Badgers after finishing his high school career as one of the most prolific prep scorers in Indiana basketball history. The 6-foot-4 guard from Fort Wayne, Indiana scored 2,526 career points for Central Noble High School, which ranked No. 10 on the all-time scoring list in the state of Indiana. Finishing as Central Noble's all-time leading scorer, he broke a record that stood for 44 years. His senior season, Essegian averaged over 26 points per game, converting 43 percent from 3-point range and 68 percent overall from the floor. He led Central Noble to the Class 2A state basketball championship game his senior season. As a sophomore, Essegian led Central Noble to its first NECC Tournament title in 50 years and the best season in program history at 22-5 overall. He scored 648 points that sophomore season, which went down as the highest single-season scoring total in Noble county history.

- TOP PERFORMANCES
- **vs. #3 Kansas (11/24/22):** Played a career-high 31 minutes off the bench, sparking the Badgers with 17 points (6-12 FG), plus 5 rebounds.
 - **vs. USC (11/25/22):** Hit a career-high 4 triples, finishing with 12 points (4-6 3FG) and 4 rebounds.
 - **vs. Dayton (11/23/22):** Scored a team-high 13 points (3-6 FG, 2-4 3FG) in 19 minutes off the bench.

SEASON HIGHS			CAREER HIGHS		
POINTS:	17 vs. Kansas (11/24/22)		POINTS:	17 vs. Kansas (11/24/22)	
FIELD GOALS:	6 vs. Kansas (11/24/22)		FIELD GOALS:	6 vs. Kansas (11/24/22)	
FG ATTEMPTS:	12 vs. Kansas (11/24/22)		FG ATTEMPTS:	12 vs. Kansas (11/24/22)	
3-POINT FGS:	4 vs. USC (11/25/22)		3-POINT FGS:	4 vs. USC (11/25/22)	
3-POINT FGAS:	7 vs. Kansas (11/24/22)		3-POINT FGAS:	7 vs. Kansas (11/24/22)	
FREE THROWS:	5 vs. Dayton (11/23/22)		FREE THROWS:	5 vs. Dayton (11/23/22)	
FT ATTEMPTS:	5 vs. Dayton (11/23/22)		FT ATTEMPTS:	5 vs. Dayton (11/23/22)	
REBOUNDS:	6 at Iowa (12/11/22)		REBOUNDS:	6 at Iowa (12/11/22)	
ASSISTS:	3 (2x) MR vs. Maryland (12/6/22)		ASSISTS:	3 (2x) MR vs. Maryland (12/6/22)	
BLOCKS:	1 (2x) MR vs. Maryland (12/6/22)		BLOCKS:	1 (2x) MR vs. Maryland (12/6/22)	
STEALS:	1 (5x) MR at Iowa (12/11/22)		STEALS:	1 (5x) MR at Iowa (12/11/22)	
MINUTES:	32 at Iowa (12/11/22)		MINUTES:	32 at Iowa (12/11/22)	

GAME-BY-GAME STATISTICS

#3 ESSEGAN, Connor

Opponent	Date	GS	MIN	Total		3-Pointers		Free throws		Rebounds				PF	A	TO	BLK	STL	PTS	AVG	
				FG-FGA	PCT	3FG-3FGA	PCT	FT-FTA	PCT	OFF	DEF	TOT	AVG								
South Dakota	11/07/2022		14:23	2-3	.667	2-3	.667	0-0	.000	0	1	1	1.0	2	1	1	0	1	6	6.0	
vs Stanford	11/11/2022		23:01	3-9	.333	2-4	.500	0-0	.000	0	2	2	1.5	1	0	0	0	0	8	7.0	
Green Bay	11/15/2022		07:29	0-1	.000	0-0	.000	2-2	1.000	0	1	1	1.3	0	0	2	0	0	2	5.3	
vs Dayton	11/23/2022		19:23	3-6	.500	2-4	.500	5-5	1.000	0	2	2	1.5	1	0	1	0	1	13	7.3	
vs Kansas	11/24/2022		31:05	6-12	.500	3-7	.429	2-2	1.000	1	4	5	2.2	2	1	1	0	1	17	9.2	
vs Southern California	11/25/2022		25:27	4-8	.500	4-6	.667	0-0	.000	0	4	4	2.5	1	0	1	0	1	12	9.7	
Wake Forest	11/29/2022		22:60	3-7	.429	2-5	.400	4-4	1.000	2	2	4	2.7	2	2	3	0	0	12	10.0	
at Marquette	12/03/2022		22:50	5-10	.500	2-5	.400	0-0	.000	1	2	3	2.8	4	3	1	0	1	12	10.3	
Maryland	12/06/2022		22:06	2-7	.286	2-5	.400	2-2	1.000	0	1	1	2.6	0	3	0	0	1	8	10.0	
at Iowa	12/11/2022		32:15	5-11	.455	2-6	.333	2-2	1.000	0	6	6	2.9	0	1	3	0	1	14	10.4	
Totals			0	220:58	33-74	.446	21-45	.467	17-17	1.000	4	25	29	2.9	13	11	13	0	7	104	10.4

CAREER STATISTICS

ESSEGIAN, Connor

			Field Goals		3-Point		F-Throws		Rebounds								Scoring				
SEASON	TEAM	GP-GS	MIN	AVG	FG-FGA	FG%	3FG-3FGA	3FG%	FT-FTA	FT%	OFF	DEF	TOT	AVG	PF-FO	A	TO	BLK	STL	PTS	AVG
2022-23	Wisc	10-0	221	22.1	33-74	.446	21-45	.467	17-17	1.000	4	25	29	2.9	13-0	11	13	0	7	104	10.4
TOTAL		10-0	221	22.1	33-74	.446	21-45	.467	17-17	1.000	4	25	29	2.9	13-0	11	13	0	7	104	10.4

4 | KAMARI McGEE

Sophomore | Guard | 6-0 | 180
Racine, Wis. | Racine St. Catherine's (Green Bay)



Twitter: @KamariMcGee | Instagram: @killa_._kam

INDIVIDUAL BENCHMARKS

	SEASON	CAREER
GP/GS:	7/0	37/21
10+ POINTS:	--	16
20+ POINTS:	--	5
5+ REBOUNDS:	--	5
3+ ASSISTS:	--	9
2+ STEALS:	--	8
LED TEAM IN PTS:	--	11
LED TEAM IN AST:	--	12

GET TO KNOW KAMARI

A sophomore from Racine, Wisconsin, Kamari McGee returns home to play for the Badgers after transferring from Green Bay. The point guard was named to the 2021-22 Horizon League All-Freshman Team last season, playing in 30 games (20 starts) for the Phoenix as the team’s leading scorer with 11.6 points per game. McGee posted four 20-plus point performances in his freshman season at Green Bay, including a career-high 24 points against Wright State. A standout prep athlete at Racine St. Catherine’s, McGee helped lead the Angels to a 29-1 record his senior season and capture the 2020 WIAA Division 3 state championship. He averaged 17 points, seven rebounds and four assists per game as a senior.

TOP CAREER PERFORMANCES

- **at Marquette (12/03/22):** Scored his first points as a Badger, finishing with 5 pts off the bench in a win.
- **WRIGHT STATE (2/9/22):** Finished with a career-high 24 points, 5 rebounds and 5 steals.

SEASON HIGHS

POINTS:	5 vs. Marquette (12/3/22)
FIELD GOALS:	2 vs. Marquette (12/3/22)
FG ATTEMPTS:	3 vs. Marquette (12/3/22)
3-POINT FGS:	1 vs. Marquette (12/3/22)
3-POINT FGAS:	2 vs. Marquette (12/3/22)
FREE THROWS:	--
FT ATTEMPTS:	--
REBOUNDS:	2 (2x) MR vs. Marquette (12/3/22)
ASSISTS:	2 vs. South Dakota (11/7/22)
BLOCKS:	--
STEALS:	1 (2x) MR at. Iowa (12/11/22)
MINUTES:	10 vs. Marquette (12/3/22)

CAREER HIGHS

POINTS:	24 vs. Wright State (2/9/22)*
FIELD GOALS:	9 (2x) MR vs. Wright State (2/9/22)*
FG ATTEMPTS:	19 vs. UIC (1/15/22)*
3-POINT FGS:	2 (9x) MR vs. Detroit (3/1/22)*
3-POINT FGAS:	8 at Milwaukee (2/13/22)*
FREE THROWS:	8 vs. Milwaukee (1/5/22)*
FT ATTEMPTS:	8 vs. Milwaukee (1/5/22)*
REBOUNDS:	9 (2x) MR vs. Detroit (3/1/22)*
ASSISTS:	4 (2x) MR vs. Cleveland St (2/9/22)*
BLOCKS:	1 (2x) MR vs. Pur-Ft Wayne (2/18/22)*
STEALS:	4 at IUPUI (2/26/22)*
MINUTES:	40 vs. UIC (1/15/22)*

*recorded at Green Bay

GAME-BY-GAME STATISTICS

#4 MCGEE, Kamari

Opponent	Date	GS	MIN	Total		3-Pointers		Free throws		Rebounds				PF	A	TO	BLK	STL	PTS	AVG
				FG-FGA	PCT	3FG-3FGA	PCT	FT-FTA	PCT	OFF	DEF	TOT	AVG							
South Dakota	11/07/2022		08:02	0-1	.000	0-1	.000	0-0	.000	0	2	2	2.0	2	2	1	0	1	0	0.0
vs Stanford	11/11/2022		01:37	0-0	.000	0-0	.000	0-0	.000	0	0	0	1.0	1	0	0	0	0	0	0.0
Green Bay	11/15/2022		05:30	0-0	.000	0-0	.000	0-0	.000	0	0	0	0.7	1	1	1	0	0	0	0.0
vs Kansas	11/24/2022		04:44	0-0	.000	0-0	.000	0-0	.000	0	1	1	0.8	3	0	0	0	0	0	0.0
at Marquette	12/03/2022		09:55	2-3	.667	1-2	.500	0-0	.000	1	1	2	1.0	0	0	1	0	0	5	1.0
Maryland	12/06/2022		02:31	0-0	.000	0-0	.000	0-0	.000	0	0	0	0.8	0	0	0	0	0	0	0.8
at Iowa	12/11/2022		03:47	0-1	.000	0-1	.000	0-0	.000	0	0	0	0.7	0	0	0	0	1	0	0.7
Totals			0 36:06	2-5	.400	1-4	.250	0-0	.000	1	4	5	0.7	7	3	3	0	2	5	0.7

CAREER STATISTICS

MCGEE, Kamari

SEASON	TEAM	GP-GS	MIN/AVG	Field Goals		3-Point		F-Throws		Rebounds				Scoring						
				FG-FGA	FG%	3FG-3FGA	3FG%	FT-FTA	FT%	OFF	DEF	TOT	AVG	PF-FO	A	TO	BLK	STL	PTS	AVG
2021-22	GB	30-21	873/29.1	132-340	.388	25-91	.275	59-73	.808	16	67	83	2.8	72-1	58	76	2	32	348	11.6
2022-23	Wisc	7-0	36/5.2	2-5	.400	1-4	.250	0-0	.000	1	4	5	0.7	7-0	3	3	0	2	5	0.7
TOTAL FOR Wisc		7-0	36/5.2	2-5	.400	1-4	.250	0-0	.000	1	4	5	0.7	7-0	3	3	0	2	5	0.7
TOTAL		37-21	910/24.6	134-345	.388	26-95	.274	59-73	.808	17	71	88	2.4	79-1	61	79	2	34	353	9.5

5 | TYLER WAHL

Senior | Forward | 6-9 | 225
Lakeville, Minn. | Lakeville North



Twitter: @tjwahl01 | Instagram: @tjwahl01

INDIVIDUAL BENCHMARKS		
	SEASON	CAREER
GP/GS:	10/10	104/63
10+ POINTS:	7	31
20+ POINTS:	2	5
5+ REBOUNDS:	8	50
10+ REBOUNDS:	2	9
DOUBLE-DOUBLES:	2	6
2+ BLOCKS:	1	13
LED UW IN PTS:	4	8
LED UW IN REB:	6	22

GET TO KNOW TYLER

Senior forward Tyler Wahl has not only become one of the most valuable players in the Big Ten, but one of the most versatile in the country. Wahl is the most experienced Badger on this season's squad. Skilled both defensively and offensively, Wahl averaged 11.4 points and 5.9 rebounds per game last season, while also leading the team in steals (37) and ranking second in blocks (25). One of Wahl's best performances came in UW's Big Ten title-clinching home win over No. 8 Purdue, during which he posted a team-high 19 points, five steals, two blocks, two rebounds and two assists. As a prep senior at Lakeville North, Wahl averaged 18.0 points, 10.0 rebounds and 6.6 assists per game, leading the Panthers to a 27-5 record, the school's first-ever conference title, and an appearance in the Class AAAA state championship game. He earned back-to-back AP second-team All-State honors as a junior and senior, setting the school record for rebounds (905) and finishing third in Panther history with 1,397 points.

- HONORS**
- 2022 Battle 4 Atlantis All-Tournament Team
 - 2022 All-Big Ten Honorable Mention

- TOP SEASON PERFORMANCES**
- **vs. #3 Kansas (11/24/22):** Matched a career-high with 23 points, plus 10 reb, 3 stl and 2 ast.
 - **SOUTH DAKOTA (11/7/22):** Posted his 5th career double-double with 19 points and 10 rebounds.
 - **#8 PURDUE (3/1/22):** Team-high 19 points and career-high 5 steals in conference clinching win
 - **RUTGERS (2/12/22):** Led UW with a career-high 23 points (9-14 FG, 1-1 3FG, 4-5 FT), 3 reb, 2 ast, 2 stl
 - **#16 OHIO STATE (1/13/22):** Scored 20 points, grabbed 7 rebounds, dished 6 assists, and 3 steals

SEASON HIGHS			CAREER HIGHS		
POINTS:	23 vs. Kansas (11/24/22)		POINTS:	23 (2x) MR vs. Kansas (11/24/22)	
FIELD GOALS:	9 at Iowa (12/11/22)		FIELD GOALS:	9 (2x) MR at Iowa (12/11/22)	
FG ATTEMPTS:	19 vs. Kansas (11/24/22)		FG ATTEMPTS:	19 vs. Kansas (11/24/22)	
3-POINT FGS:	1 (3x) MR at Iowa (12/11/22)		3-POINT FGS:	2 (3x) MR vs. Ohio State (1/13/22)	
3-POINT FGAS:	3 (2x) MR vs. Marquette (12/3/22)		3-POINT FGAS:	5 at Nebraska (2/10/21)	
FREE THROWS:	9 vs. South Dakota (11/7/22)		FREE THROWS:	9 vs. South Dakota (11/7/22)	
FT ATTEMPTS:	10 vs. South Dakota (11/7/22)		FT ATTEMPTS:	12 vs. Illinois St (12/29/21)	
REBOUNDS:	10 (2x) MR vs. Kansas (11/24/22)		REBOUNDS:	15 vs. Green Bay (12/1/20)	
ASSISTS:	4 vs. South Dakota (11/7/22)		ASSISTS:	6 vs. Ohio State (1/13/22)	
BLOCKS:	2 vs. Maryland (12/6/22)		BLOCKS:	4 vs. Saint Mary's (11/24/21)	
STEALS:	4 at Iowa (12/6/22)		STEALS:	5 (2x) MR vs. Nebraska (3/6/22)	
MINUTES:	40 at Iowa (12/11/22)		MINUTES:	40 at Iowa (12/11/22)	

GAME-BY-GAME STATISTICS

#5 WAHL, Tyler

Opponent	Date	GS	MIN	Total		3-Pointers		Free throws		Rebounds			PF	A	TO	BLK	STL	PTS	AVG	
				FG-FGA	PCT	3FG-3FGA	PCT	FT-FTA	PCT	OFF	DEF	TOT								AVG
South Dakota	11/07/2022	*	26:58	5-11	.455	0-3	.000	9-10	.900	3	7	10	10.0	2	4	3	1	2	19	19.0
vs Stanford	11/11/2022	*	32:48	6-13	.462	1-2	.500	4-8	.500	1	4	5	7.5	2	0	2	0	3	17	18.0
Green Bay	11/15/2022	*	23:49	2-11	.182	0-1	.000	4-4	1.000	2	7	9	8.0	4	0	4	0	0	8	14.7
vs Dayton	11/23/2022	*	24:06	1-8	.125	0-2	.000	1-1	1.000	2	1	3	6.8	4	0	3	0	1	3	11.8
vs Kansas	11/24/2022	*	35:00	8-19	.421	0-1	.000	7-8	.875	3	7	10	7.4	4	2	2	0	3	23	14.0
vs Southern California	11/25/2022	*	35:22	6-12	.500	0-1	.000	2-3	.667	1	8	9	7.7	0	3	2	0	0	14	14.0
Wake Forest	11/29/2022	*	30:55	6-14	.429	0-1	.000	5-5	1.000	1	3	4	7.1	3	2	2	0	0	17	14.4
at Marquette	12/03/2022	*	38:33	6-12	.500	1-3	.333	2-4	.500	0	7	7	7.1	3	1	5	1	2	15	14.5
Maryland	12/06/2022	*	28:48	3-10	.300	0-1	.000	3-7	.429	0	5	5	6.9	5	3	3	2	1	9	13.9
at Iowa	12/11/2022	*	40:05	9-14	.643	1-2	.500	2-5	.400	1	6	7	6.9	4	3	4	0	4	21	14.6
Totals		10	316:24	52-124	.419	3-17	.176	39-55	.709	14	55	69	6.9	31	18	30	4	16	146	14.6

CAREER STATISTICS																								
WAHL, Tyler																								
SEASON	TEAM	GP-GS	MIN/AVG	Field Goals		3-Point		F-Throws		Rebounds			PF-FO		A	TO	BLK	STL	Scoring					
2019-20	Wisc	31-3	478/15.4	34-79	.430	6-28	.214	7-18	.389	34	48	82	2.6	64-0	32	33	5	20	81	2.6				
2020-21	Wisc	31-18	762/24.6	58-133	.436	10-36	.278	34-60	.567	33	100	133	4.3	68-1	42	28	21	31	160	5.2				
2021-22	Wisc	32-32	973/30.4	145-281	.516	6-37	.162	70-100	.700	52	137	189	5.9	80-1	49	52	25	37	366	11.4				
2022-23	Wisc	10-10	316/31.6	52-124	.419	3-17	.176	39-55	.709	14	55	69	6.9	31-1	18	30	4	16	146	14.6				
TOTAL		104-63	2529/24.3	289-617	.468	25-118	.212	150-233	.644	133	340	473	4.5	243-3	141	143	55	104	753	7.2				

11 | MAX KLESMIT

Junior | Guard | 6-3 | 200
Neenah, Wis. | Neenah



Twitter: @maxkle2 | Instagram: @maxklesmit

INDIVIDUAL BENCHMARKS

	SEASON	CAREER
GP/GS:	10/10	60/43
10+ POINTS:	3	35
20+ POINTS:	--	7
5+ REBOUNDS:	2	14
3+ ASSISTS:	1	11
LED TEAM IN PTS:	--	12
LED TEAM IN 3FGS:	--	16

GET TO KNOW MAX

A junior guard from Neenah, Wisconsin, Max Klesmit returns home to the state of Wisconsin looking to live out a life-long dream of playing for the Badgers. Klesmit spent the last two seasons at Wofford, where he played in 50 games and made 33 starts. The team's second-leading scorer his sophomore season, Klesmit was a third-team All-Southern Conference honoree after he averaged 14.9 points per game and shot 44.6 percent from the floor. A standout prep athlete at Neenah High School, Klesmit was named the Fox Valley Association Player of the Year as a senior, averaging 25.5 points and 7.8 rebounds per game while leading the Rockets to a 23-2 record and a section final.

HONORS

- 2021-22 Third-Team All-Southern Conference
- 2020-21 Southern Conference All-Freshman Team
- 2020-21 Southern Conference Academic Honor Roll

TOP CAREER PERFORMANCES

- **vs. #3 Kansas (11/24/22):** Played a career-high 43 minutes, finishing with 13 points (4-6 FG, 2-3 3FG).
- **SOUTH DAKOTA (11/7/22):** Made his Badger debut, finishing with 11 points (2-3 3FG).
- **THE CITADEL (1/19/22):** Matched career-high with 27 points (10-16 FG, 5-8 3FG), plus 5 rebounds
- **at South Carolina (11/23/22):** Scored a career-high 27 points (8-10 FG, 5-7 3FG), plus 4 steals

SEASON HIGHS

POINTS: 13 (2x) MR vs. Marquette (12/3/22)
FIELD GOALS: 4 (2x) MR vs. Marquette (12/3/22)
FG ATTEMPTS: 8 vs. Marquette (12/3/22)
3-POINT FGS: 2 (3x) MR vs. Kansas (11/24/22)
3-POINT FGAS: 4 vs. Green Bay (11/15/22)
FREE THROWS: 4 vs. Marquette (12/3/22)
FT ATTEMPTS: 5 vs. Marquette (12/3/22)
REBOUNDS: 5 (2x) MR vs. Dayton (11/23/22)
ASSISTS: 4 vs. Marquette (12/3/22)
BLOCKS: 1 (2x) MR vs. Maryland (12/6/22)
STEALS: 2 (4x) MR vs. Maryland (12/6/22)
MINUTES: 43 vs. Kansas (11/24/22)

CAREER HIGHS

POINTS: 27 (2x) MR vs. The Citadel (1/19/22)*
FIELD GOALS: 10 vs. The Citadel (1/19/22)*
FG ATTEMPTS: 16 (3x) MR at Chattanooga (1/26/22)*
3-POINT FGS: 5 (2x) MR vs. The Citadel (1/19/22)*
3-POINT FGAS: 10 (3x) MR vs. ETSU (2/5/22)*
FREE THROWS: 7 (2x) MR at Samford (2/9/22)*
FT ATTEMPTS: 10 at Samford (2/9/22)*
REBOUNDS: 7 at The Citadel (1/27/22)*
ASSISTS: 6 vs. W Carolina (2/12/22)*
BLOCKS: 1 (2x) MR vs. Maryland (12/6/22)
STEALS: 5 at The Citadel (2/16/22)*
MINUTES: 43 vs. Kansas (11/24/22)

*recorded at Wofford

GAME-BY-GAME STATISTICS

#11 KLESMIT, Max																			
Opponent		Date	GS	MIN	Total		3-Pointers		Free throws		Rebounds				PF	A	TO	BLK	STL
					FG	PCT	3FG	PCT	FT	PCT	OFF	DEF	TOT	AVG					
South Dakota		11/07/2022	*	30:39	3-6	.500	2-3	.667	3-4	.750	0	4	4	4.0	2	0	2	0	1
vs Stanford		11/11/2022	*	16:59	0-1	.000	0-1	.000	0-0	.000	0	3	3	3.5	4	1	0	0	1
Green Bay		11/15/2022	*	35:57	2-5	.400	2-4	.500	3-4	.750	1	4	5	4.0	1	1	0	0	2
vs Dayton		11/23/2022	*	22:14	1-5	.200	1-3	.333	0-0	.000	0	5	5	4.3	2	0	1	1	2
vs Kansas		11/24/2022	*	43:08	4-6	.667	2-3	.667	3-4	.750	0	1	1	3.6	2	2	0	0	1
vs Southern California		11/25/2022	*	30:50	0-2	.000	0-1	.000	0-0	.000	0	1	1	3.2	3	2	1	0	0
Wake Forest		11/29/2022	*	36:07	1-3	.333	0-2	.000	0-0	.000	0	1	1	2.9	2	3	1	0	3
at Marquette		12/03/2022	*	34:22	4-8	.500	1-3	.333	4-5	.800	0	3	3	2.9	3	4	2	0	2
Maryland		12/06/2022	*	34:27	2-6	.333	1-3	.333	2-2	1.000	0	3	3	2.9	2	2	1	0	2
at Iowa		12/11/2022	*	30:20	3-5	.600	1-2	.500	0-0	.000	0	2	2	2.8	3	2	1	0	1
Totals				10	315:03	20-47	.426	10-25	.400	15-19	.789	1	27	28	2.8	24	17	9	1
																		15	65
																			6.5

CAREER STATISTICS

KLESMIT, Max																			
		Field Goals		3-Point		F-Throws		Rebounds				Scoring							
SEASON	TEAM	GP-GS	MIN/AVG	FG-FGA	FG%	3FG-3FGA	3FG%	FT-FTA	FT%	OFF	DEF	TOT	AVG	PF-FO	A	TO	BLK	STL	PTS
2020-21	WOF	19-2	429/22.6	54-116	.466	25-67	.373	22-26	.846	9	43	52	2.7	46-1	22	23	0	24	155
2021-22	WOF	31-31	986/31.8	156-350	.446	68-200	.340	82-98	.837	13	73	86	2.8	84-2	60	66	3	50	462
2022-23	Wisc	10-10	315/31.5	20-47	.426	10-25	.400	15-19	.789	1	27	28	2.8	24-0	17	9	1	15	65
TOTAL FOR Wisc		10-10	315/31.5	20-47	.426	10-25	.400	15-19	.789	1	27	28	2.8	24-0	17	9	1	15	65
TOTAL		60-43	1730/28.8	230-513	.448	103-292	.353	119-143	.832	23	143	166	2.8	154-3	99	98	4	89	682

14 | CARTER GILMORE

Junior | Forward | 6-7 | 225
Hartland, Wis. | Arrowhead



Twitter: @CarterGilmore03 | Instagram: @cartergilmore_

INDIVIDUAL BENCHMARKS

	SEASON	CAREER
GP/GS:	10/0	41/0
5+ POINTS:	3	4
10+ POINTS:	--	--
5+ REBOUNDS:	1	3
2+ BLOCKS:	--	1

GET TO KNOW CARTER

Carter Gilmore is now in his third season with the Badgers. Last year, he played in 22 games for UW and came off the bench averaging 7.8 minutes per contest. He scored a season-high 5 points in UW's opener against St. Francis Brooklyn. A preferred walk-on who has since earned a scholarship, Gilmore was a standout in-state recruit at Arrowhead. Named the Classic Eight Conference Player of the Year, Gilmore led Arrowhead to a program-best record of 23-1 and a regional championship his senior season. Gilmore finished his prep career as Arrowhead's all-time leading scorer (1,565 pts). As a senior, he averaged 26.8 points, 11.3 rebounds and 5.6 assists per game. Carter's father, Brian, was on the coaching staff of Bo Ryan's first Division III national championship team at UW-Platteville in 1991. Carter's mother, Stephanie, was a stand-out player on the UW-Platteville women's team, inducted into the WIAC Hall of Fame in 2018.

TOP CAREER PERFORMANCES

- GREEN BAY (11/15/22): Played a season-high 31 minutes, matching career highs with 5 points and 5 rebounds, plus 1 assist and 1 steal in the win.

SEASON HIGHS

POINTS: 8 at Iowa (12/11/22)
FIELD GOALS: 4 at Iowa (12/11/22)
FG ATTEMPTS: 7 at Iowa (12/11/22)
3-POINT FGS: 1 (3x) MR vs. Maryland (12/6/22)
3-POINT FGAS: 2 (2x) MR at Iowa (12/11/22)
FREE THROWS: 2 vs. Maryland (12/6/22)
FT ATTEMPTS: 5 vs. Maryland (12/6/22)
REBOUNDS: 5 vs. Green Bay (11/15/22)
ASSISTS: 3 vs. Marquette (12/3/22)
BLOCKS: 1 (2x) MR vs. Maryland (12/6/22)
STEALS: 2 (2x) MR vs. Kansas (11/24/22)
MINUTES: 23 vs. Maryland (12/6/22)

CAREER HIGHS

POINTS: 8 at Iowa (12/11/22)
FIELD GOALS: 4 at Iowa (12/11/22)
FG ATTEMPTS: 7 at Iowa (12/11/22)
3-POINT FGS: 1 (3x) MR vs. Maryland (12/6/22)
3-POINT FGAS: 3 at Purdue (1/3/22)
FREE THROWS: 2 (2x) MR vs. Maryland (12/6/22)
FT ATTEMPTS: 5 vs. vs. Maryland (12/6/22)
REBOUNDS: 5 (2x) MR vs. Green Bay (11/15/22)
ASSISTS: 3 (2x) MR vs. Marquette (12/3/22)
BLOCKS: 1 (2x) MR vs. Maryland (12/6/22)
STEALS: 2 (2x) MR vs. Kansas (11/24/22)
MINUTES: 23 vs. Maryland (12/6/22)

GAME-BY-GAME STATISTICS

#14 GILMORE, Carter

Opponent	Date	GS	MIN	Total		3-Pointers		Free throws		Rebounds			PF			A	TO	BLK	STL	PTS	AVG
				FG	FGA	PCT	3FG	3FGA	PCT	FT	FTA	PCT	OFF	DEF	TOT						
South Dakota	11/07/2022		12:12	1-1	1.000		0-0	.000	0-0	.000	2	1	3	3.0	0	1	0	0	1	2	2.0
vs Stanford	11/11/2022		12:07	1-4	.250		0-0	.000	0-0	.000	0	1	1	2.0	3	0	0	1	2	2	2.0
Green Bay	11/15/2022		20:44	2-4	.500		1-1	1.000	0-0	.000	2	3	5	3.0	4	1	2	0	1	5	3.0
vs Dayton	11/23/2022		19:28	0-3	.000		0-1	.000	0-0	.000	1	2	3	3.0	3	0	0	0	1	0	2.3
vs Kansas	11/24/2022		14:09	2-3	.667		0-0	.000	0-0	.000	1	1	2	2.8	2	0	0	0	2	4	2.6
vs Southern California	11/25/2022		12:19	1-3	.333		0-1	.000	0-0	.000	0	1	1	2.5	1	0	0	0	1	2	2.5
Wake Forest	11/29/2022		17:50	0-1	.000		0-1	.000	0-1	.000	0	1	1	2.3	0	2	0	0	1	0	2.1
at Marquette	12/03/2022		17:59	0-0	.000		0-0	.000	0-2	.000	1	2	3	2.4	1	3	0	0	1	0	1.9
Maryland	12/06/2022		23:27	2-4	.500		1-2	.500	2-5	.400	0	3	3	2.4	3	1	1	1	0	7	2.4
at Iowa	12/11/2022		21:22	4-7	.571		0-2	.000	0-0	.000	3	1	4	2.6	3	0	1	0	1	8	3.0
Totals			0	171:37	13-30	.433	2-8	.250	2-8	.250	10	16	26	2.6	20	8	4	2	11	30	3.0

CAREER STATISTICS

GILMORE, Carter

SEASON	TEAM	GP-GS	MIN/AVG	Field Goals			3-Point		F-Throws		Rebounds			PF-FO			A			BLK			STL			Scoring	
				FG	FGA	FG%	3FG	3FGA	3FG%	FT	FTA	FT%	OFF	DEF	TOT	AVG	PF	FO	A	TO	BLK	STL	PTS	AVG			
2020-21	Wisc	9-0	16/1.8	1-5	.200	0-4	.000	0-0	.000	0	3	3	0.3	2-0	0	0	0	0	0	0	2	0.2					
2021-22	Wisc	22-0	172/7.8	7-27	.259	1-13	.077	4-7	.571	6	16	22	1.0	20-0	8	2	4	2	19	0.9							
2022-23	Wisc	10-0	172/17.2	13-30	.433	2-8	.250	2-8	.250	10	16	26	2.6	20-0	8	4	2	11	30	3.0							
TOTAL		41-0	359/8.8	21-62	.339	3-25	.120	6-15	.400	16	35	51	1.2	42-0	16	6	6	13	51	1.2							

22 | STEVEN CROWL

Junior | Forward | 7-0 | 245
Eagan, Minn. | Eastview



Twitter: @steven_crowl | Instagram: @stevencrowl

INDIVIDUAL BENCHMARKS

	SEASON	CAREER
GP/GS:	10/10	55/44
10+ POINTS:	4	17
20+ POINTS:	--	2
5+ REBOUNDS:	8	22
10+ REBOUNDS:	1	2
DOUBLE-DOUBLES:	--	0
LED UW IN PTS:	--	4
LED UW IN REB:	4	9

GET TO KNOW STEVEN

Steven Crowl is coming off a sophomore season jump that saw him go from playing a total of 39 minutes as a freshman to starting all 33 games for Wisconsin in his second year. Last year, the stretch 7-footer averaged 8.8 points and 4.4 rebounds per game, ranking second on the team shooting 49.6 percent from the floor. Highlighting the significance of his offensive contributions, the Badgers were 12-1 in games last season when Crowl scored in double figures. His best performance of the year came back home on the road at Minnesota, as the Eagan native scored a team-high 20 points (7-9 FG), while grabbing 7 rebounds in the win. Crowl had a standout prep career at Eastview High School, finishing as one of the most decorated players in school history as the school's all-time leading scorer (1,747 pts), rebounder (832 reb) and shot blocker (103 blk). As a senior, he averaged 26.7 points and 12 rebounds per game, while also leading his team in assists (4.3 apg).

TOP SEASON PERFORMANCES

- **at Minnesota (2/23/22):** Scored a team-high 20 pts, shooting 7-9 FG, 1-2 3FG, 5-6 FT, plus 7 reb.
- **PENN STATE (2/5/22):** Led UW with 13 points (3-5 3FG), plus a career-high 5 assists and 4 rebounds.
- **ILLINOIS ST (12/29/21):** Team-high 21 pts (7-8 FG, 2-2 3FG), plus 9 reb for a near double-double.
- **MARQUETTE (12/4/21):** Scored 15 points (6-9 FG, 2-3 3FG), while grabbing a team-high 8 rebounds.
- **ST. FRANCIS BKN (11/9/21):** Recorded a near double-double in his first career start, finishing with 11 points, 8 rebounds and 1 block.

SEASON HIGHS						CAREER HIGHS					
POINTS:	15 vs. Wake Forest (11/29/22)					POINTS:	21 vs. Illinois St (12/29/21)				
FIELD GOALS:	6 at Iowa (12/11/22)					FIELD GOALS:	7 (3x) MR at Minnesota (2/23/22)				
FG ATTEMPTS:	11 (2x) MR at Iowa (12/11/22)					FG ATTEMPTS:	11 (3x) MR at Iowa (12/11/22)				
3-POINT FGS:	2 (2x) MR vs. Wake Forest (11/29/22)					3-POINT FGS:	3 vs. Penn State (2/5/22)				
3-POINT FGAS:	5 vs. USC (11/25/22)					3-POINT FGAS:	5 (3x) MR vs. USC (11/25/22)				
FREE THROWS:	4 (2x) MR vs. Maryland (12/6/22)					FREE THROWS:	5 (2x) MR at Minnesota (2/23/22)				
FT ATTEMPTS:	6 (2x) MR vs. Maryland (12/6/22)					FT ATTEMPTS:	7 vs. Illinois St (12/29/21)				
REBOUNDS:	11 vs. Stanford (11/11/22)					REBOUNDS:	11 vs. Stanford (11/11/22)				
ASSISTS:	7 (2x) MR at Iowa (12/11/22)					ASSISTS:	7 (2x) MR at Iowa (12/11/22)				
BLOCKS:	3 vs. Stanford (11/11/22)					BLOCKS:	3 vs. Stanford (11/11/22)				
STEALS:	1 vs. Maryland (12/6/22)					STEALS:	1 (10x) MR at Maryland (12/6/22)				
MINUTES:	35 (2x) MR vs. Marquette (12/3/22)					MINUTES:	35 (2x) MR vs. Marquette (12/3/22)				

GAME-BY-GAME STATISTICS

#22 CROWL, Steven																			
Opponent	Date	GS	MIN	Total		3-Pointers		Free throws		Rebounds				PF	A	TO	BLK	STL	PTS
South Dakota	11/07/2022	*	24:50	4-8	.500	2-4	.500	2-3	.667	0	3	3	3.0	1	2	1	2	0	12
vs Stanford	11/11/2022	*	33:31	2-6	.333	1-4	.250	4-6	.667	2	9	11	7.0	4	2	2	3	0	9
Green Bay	11/15/2022	*	28:14	3-6	.500	1-1	1.000	2-3	.667	4	5	9	7.7	0	0	2	1	0	10
vs Dayton	11/23/2022	*	32:33	3-11	.273	0-4	.000	3-4	.750	3	4	7	7.5	2	4	2	0	0	9
vs Kansas	11/24/2022	*	34:49	2-6	.333	0-2	.000	0-1	.000	0	6	6	7.2	0	3	0	1	0	4
vs Southern California	11/25/2022	*	30:14	3-10	.300	1-5	.200	1-3	.333	2	5	7	7.2	0	3	1	1	0	8
Wake Forest	11/29/2022	*	29:24	5-9	.556	2-3	.667	3-4	.750	1	6	7	7.1	3	3	2	1	0	15
at Marquette	12/03/2022	*	35:20	3-4	.750	0-1	.000	2-2	1.000	2	2	4	6.8	4	7	3	0	0	8
Maryland	12/06/2022	*	29:23	4-7	.571	0-3	.000	4-6	.667	0	6	6	6.7	3	3	1	0	1	12
at Iowa	12/11/2022	*	27:36	6-11	.545	0-3	.000	0-1	.000	0	6	6	6.6	3	7	2	1	0	12
Totals			10	305:54	35-78	.449	7-30	.233	21-33	.636	14	52	66.6	20	34	16	10	1	98

CAREER STATISTICS

CROWL, Steven																		
SEASON	TEAM	GP-GS	MIN	AVG	Field Goals		3-Point		F-Throws		Rebounds				PF-FO	A	TO	BLK
2020-21	Wisc	12-0	36	3/0	4-8	.500	0-1	.000	0-0	.000	4	5	9	0.8	9-0	2	3	1
2021-22	Wisc	33-33	834	25.3	114-230	.496	26-82	.317	36-45	.800	48	96	144	4.4	84-1	48	31	9
2022-23	Wisc	10-10	306	30.6	35-78	.449	7-30	.233	21-33	.636	14	52	66	6.6	20-0	34	16	10
TOTAL		55-43	1176	21.4	153-316	.484	33-113	.292	57-78	.731	66	153	219	4.0	113-1	84	50	20

23 | CHUCKY HEPBURN

Sophomore | Guard | 6-2 | 205
Omaha, Neb. | Bellevue West



Twitter: @ChuckyHepburn | Instagram: @chucky.hepburn

INDIVIDUAL BENCHMARKS		
	SEASON	CAREER
GP/GS:	10/10	43/43
10+ POINTS:	7	19
20+ POINTS:	1	1
3+ 3FGS:	4	8
3+ ASSISTS:	5	19
2+ STEALS:	7	17
LED UW IN PTS:	4	4
LED UW IN AST:	3	18

GET TO KNOW CHUCKY

Chucky Hepburn immediately stepped in and showed out for Wisconsin as a true freshman, living up to the praise from head coach Greg Gard who touted the point guard for his "vision and a feel to the floor that we've only had with a few guys the 20 years I've been here." The Big Ten All-Freshman Team honoree averaged 7.9 points per game in his debut season, while leading the team in assists and ranked second in steals. The first true freshman to start a season opener at Wisconsin since Devin Harris in 2001, Hepburn's mature game helped him maintain a 1.97 assist-to-turn-over ratio (77 ast, 39 to). Hepburn's heroics lifted the Badgers past No. 8 Purdue on March 1, 2022, as the freshman hit a go-ahead 3-pointer with 1.5 seconds left to finish with a career-high 17 points and help UW clinch a share of the Big Ten regular season championship.

- HONORS
- 2022-23 Preseason All-Big Ten Honoree
 - 2022 Big Ten All-Freshman Team

- TOP SEASON PERFORMANCES
- **WAKE FOREST (11/29/22):** Finished with a career-high 23 points, including a career-best 6 triples.
 - **vs. USC (11/25/22):** Matched a then-career-high 17 points (3-5 3FG), plus 4 assists to lead UW to a win.
 - **PURDUE (3/1/22):** Banked in game winning 3-point shot with 1.2 seconds remaining clinching the B1G regular season title for UW. Scored a then-career-high 17 points on 4-for-6 shooting from 3FG.
 - **at Rutgers (2/26/22):** Led UW with a game-high 5 assists, plus 13 points (2-4 3FG) and 2 steals in a win
 - **MARQUETTE (12/4/21):** Recorded career highs in points (15) and assists (6), plus 3 steals in the win

SEASON HIGHS						CAREER HIGHS					
POINTS:	23	vs. Wake Forest	(11/29/22)	POINTS:	23	vs. Wake Forest	(11/29/22)	FIELD GOALS:	7 (3x)	MR vs. Marquette	(12/3/22)
FIELD GOALS:	7 (3x)	MR vs. Marquette	(12/3/22)	FIELD GOALS:	7 (3x)	MR vs. Marquette	(12/3/22)	FG ATTEMPTS:	18	vs. Wake Forest	(11/29/22)
FG ATTEMPTS:	18	vs. Wake Forest	(11/29/22)	FG ATTEMPTS:	18	vs. Wake Forest	(11/29/22)	3-POINT FGS:	6	vs. Wake Forest	(11/29/22)
3-POINT FGS:	6	vs. Wake Forest	(11/29/22)	3-POINT FGS:	6	vs. Wake Forest	(11/29/22)	3-POINT FGAS:	12	vs. Wake Forest	(11/29/22)
3-POINT FGAS:	12	vs. Wake Forest	(11/29/22)	3-POINT FGAS:	12	vs. Wake Forest	(11/29/22)	FREE THROWS:	4 (4x)	MR vs. Nebraska	(3/6/22)
FREE THROWS:	3 (2x)	MR vs. Maryland	(12/6/22)	FREE THROWS:	4 (4x)	MR vs. Nebraska	(3/6/22)	FT ATTEMPTS:	5 (2x)	MR vs. Nebraska	(3/6/22)
FT ATTEMPTS:	4 (2x)	MR vs. Wake Forest	(11/29/22)	FT ATTEMPTS:	5 (2x)	MR vs. Nebraska	(3/6/22)	REBOUNDS:	7	vs. Green Bay	(11/15/22)
REBOUNDS:	7	vs. Green Bay	(11/15/22)	REBOUNDS:	7	vs. Green Bay	(11/15/22)	ASSISTS:	6	vs. Marquette	(12/4/21)
ASSISTS:	5	vs. Stanford	(11/11/22)	ASSISTS:	6	vs. Marquette	(12/4/21)	BLOCKS:	2	vs. Indiana	(12/8/21)
BLOCKS:	1	at Iowa	(12/11/22)	BLOCKS:	2	vs. Indiana	(12/8/21)	STEALS:	4 (2x)	MR at Iowa	(12/11/22)
STEALS:	4	at Iowa	(12/11/22)	STEALS:	4 (2x)	MR at Iowa	(12/11/22)	MINUTES:	41	at Iowa	(12/11/22)
MINUTES:	41	at Iowa	(12/11/22)	MINUTES:	41	at Iowa	(12/11/22)				

GAME-BY-GAME STATISTICS

#23 HEPBURN, Chucky

Opponent	Date	GS	MIN	Total		3-Pointers		Free throws		Rebounds			PF	A	TO	BLK	STL	PTS	AVG		
				FG-FGA	PCT	3FG-3FGA	PCT	FT-FTA	PCT	OFF	DEF	TOT								AVG	
South Dakota	11/07/2022	*	28:29	5-10	.500	3-5	.600	1-2	.500	0	3	3	3.0	2	3	2	0	2	14	14.0	
vs Stanford	11/11/2022	*	34:58	5-13	.385	0-5	.000	1-1	1.000	0	2	2	2.5	1	5	1	0	3	11	12.5	
Green Bay	11/15/2022	*	24:19	2-14	.143	1-3	.333	3-4	.750	3	4	7	4.0	3	3	2	0	0	8	11.0	
vs Dayton	11/23/2022	*	30:51	1-10	.100	0-3	.000	0-0	.000	0	4	4	4.0	3	1	3	0	2	2	8.8	
vs Kansas	11/24/2022	*	33:02	2-9	.222	1-1	1.000	1-2	.500	1	3	4	4.0	3	1	3	0	1	6	8.2	
vs Southern California	11/25/2022	*	31:06	7-13	.538	3-5	.600	0-1	.000	0	2	2	3.7	0	4	1	0	2	17	9.7	
Wake Forest	11/29/2022	*	34:51	7-18	.389	6-12	.500	3-4	.750	1	2	3	3.6	3	2	2	0	3	23	11.6	
at Marquette	12/03/2022	*	26:16	7-10	.700	5-6	.833	0-0	.000	1	3	4	3.6	1	2	0	0	2	19	12.5	
Maryland	12/06/2022	*	36:20	4-8	.500	2-4	.500	3-3	1.000	0	4	4	3.7	3	2	2	0	1	13	12.6	
at Iowa	12/11/2022	*	41:14	4-12	.333	1-3	.333	2-3	.667	0	6	6	3.9	3	4	0	0	4	11	12.4	
Totals			10	321:26	44-117	.376	22-47	.468	14-20	.700	6	33	39	3.9	22	27	16	0	20	124	12.4

CAREER STATISTICS

HEPBURN, Chucky

		Field Goals		3-Point		F-Throws		Rebounds						Scoring						
SEASON	TEAM	GP-GS	MIN/AVG	FG-FGA	FG%	3FG-3FGA	3FG%	FT-FTA	FT%	OFF	DEF	TOT	AVG	PF-FO	A	TO	BLK	STL	PTS	AVG
2021-22	Wisc	33-33	1022/31.0	92-237	.388	39-112	.348	39-56	.696	7	63	70	2.1	70-0	77	39	5	36	262	7.9
2022-23	Wisc	10-10	321/32.1	44-117	.376	22-47	.468	14-20	.700	6	33	39	3.9	22-0	27	16	0	20	124	12.4
TOTAL		43-43	1343/31.2	136-354	.384	61-159	.384	53-76	.697	13	96	109	2.5	92-0	104	55	5	56	386	9.0

Individual Game by Game

10 | ISAAC LINDSEY

Sophomore | Guard | 6-4 | 185
Mineral Point, Wis. | Mineral Point (UNLV)

GAME-BY-GAME STATISTICS

#10 LINDSEY, Isaac																				
Opponent	Date	GS	MIN	Total		3-Pointers		Free throws		Rebounds				PF	A	TO	BLK	STL	PTS	AVG
				FG-FGA	PCT	3FG-3FGA	PCT	FT-FTA	PCT	OFF	DEF	TOT	AVG							
South Dakota	11/07/2022		05:04	1-2	.500	1-2	.500	0-0	.000	0	1	1	1.0	2	0	0	0	0	3	3.0
vs Stanford	11/11/2022		03:20	0-0	.000	0-0	.000	0-0	.000	0	0	0	0.5	1	0	0	0	0	0	1.5
Green Bay	11/15/2022		05:25	1-3	.333	0-2	.000	0-0	.000	1	1	2	1.0	2	1	0	0	0	2	1.7
vs Dayton	11/23/2022		09:07	2-4	.500	1-2	.500	0-0	.000	0	1	1	1.0	1	1	0	0	0	5	2.5
vs Kansas	11/24/2022		07:14	0-1	.000	0-1	.000	1-2	.500	0	1	1	1.0	1	0	0	0	0	1	2.2
vs Southern California	11/25/2022		07:42	1-3	.333	1-2	.500	0-0	.000	0	0	0	0.8	0	0	0	0	1	3	2.3
Wake Forest	11/29/2022		11:45	1-2	.500	1-2	.500	0-0	.000	1	0	1	0.9	0	0	1	0	0	3	2.4
at Marquette	12/03/2022		02:39	0-1	.000	0-1	.000	0-0	.000	0	0	0	0.8	0	0	0	0	0	0	2.1
at Iowa	12/11/2022		04:46	0-0	.000	0-0	.000	0-0	.000	0	0	0	0.7	0	0	0	0	0	0	1.9
Totals		0	57:03	6-16	.375	4-12	.333	1-2	.500	2	4	6	0.7	7	2	1	0	1	17	1.9

CAREER STATISTICS

LINDSEY, Isaac																					
			Field Goals		3-Point		F-Throws		Rebounds									Scoring			
SEASON	TEAM	GP-GS	MIN	AVG	FG-FGA	FG%	3FG-3FGA	3FG%	FT-FTA	FT%	OFF	DEF	TOT	AVG	PF-FO	A	TO	BLK	STL	PTS	AVG
2021-22	Wisc	6-0	12	2.0	1-5	.200	1-3	.333	0-0	.000	0	0	0	0.0	0-0	0	0	0	0	3	0.5
2022-23	Wisc	9-0	57	6.3	6-16	.375	4-12	.333	1-2	.500	2	4	6	0.7	7-0	2	1	0	1	17	1.9
TOTAL		15-0	69	4.6	7-21	.333	5-15	.333	1-2	.500	2	4	6	0.4	7-0	2	1	0	1	20	1.3

SEASON HIGHS

POINTS: 5 vs. Dayton (11/23/22)
FIELD GOALS: 2 vs. Dayton (11/23/22)
FG ATTEMPTS: 4 vs. Dayton (11/23/22)
3-POINT FGs: 1 (4x) MR vs. Wake Forest (11/25/22)
3-POINT FGAs: 2 (5x) MR vs. Wake Forest (11/25/22)
FREE THROWS: 1 vs. Kansas (11/24/22)
FT ATTEMPTS: 2 vs. Kansas (11/24/22)
REBOUNDS: 2 vs. Green Bay (11/15/22)
ASSISTS: 1 (2x) MR vs. Dayton (11/23/22)
BLOCKS: 1 vs. Marquette (12/3/22)
STEALS: 1 vs. USC (11/25/22)
MINUTES: 11 vs. Wake Forest (11/29/22)

CAREER HIGHS

POINTS: 5 vs. Dayton (11/23/22)
FIELD GOALS: 2 vs. Dayton (11/23/22)
FG ATTEMPTS: 4 vs. Dayton (11/23/22)
3-POINT FGs: 1 (4x) MR vs. Wake Forest
3-POINT FGAs: 2 (5x) MR vs. Wake Forest
FREE THROWS: 1 vs. Kansas (11/24/22)
FT ATTEMPTS: 2 vs. Kansas (11/24/22)
REBOUNDS: 2 vs. Green Bay (11/15/22)
ASSISTS: 1 (2x) MR vs. Dayton (11/23/22)
BLOCKS: 1 vs. Marquette (12/3/22)
STEALS: 1 vs. USC (11/25/22)
MINUTES: 11 vs. Wake Forest (11/29/22)

13 | JUSTIN TAPHORN

Junior | Guard | 6-5 | 215
Pekin, Ill. | Pekin

GAME-BY-GAME STATISTICS

#13 TAPHORN, Justin

Opponent	Date	GS	MIN	Total		3-Pointers		Free throws		Rebounds				PF	A	TO	BLK	STL	PTS	AVG
				FG-FGA	PCT	3FG-3FGA	PCT	FT-FTA	PCT	OFF	DEF	TOT	AVG							
South Dakota	11/07/2022		02:47	0-0	.000	0-0	.000	0-0	.000	0	0	0	0.0	0	0	0	0	0	0.0	
Totals		0	02:47	0-0	.000	0-0	.000	0-0	.000	0	0	0	0.0	0	0	0	0	0	0.0	

CAREER STATISTICS

TAPHORN, Justin																					
			Field Goals			3-Point		F-Throws		Rebounds										Scoring	
SEASON	TEAM	GP-GS	MIN/AVG	FG-FGA	FG%	3FG-3FGA	3FG%	FT-FTA	FT%	OFF	DEF	TOT	AVG	PF-FO	A	TO	BLK	STL	PTS	AVG	
2020-21	Wisc	7-0	11/1.5	0-1	.000	0-1	.000	0-0	.000	0	0	0	0.0	0-0	0	1	0	0	0	0.0	
2021-22	Wisc	4-0	4/1.1	0-0	.000	0-0	.000	0-0	.000	0	0	0	0.0	0-0	0	1	0	0	0	0.0	
2022-23	Wisc	1-0	3/2.8	0-0	.000	0-0	.000	0-0	.000	0	0	0	0.0	0-0	0	0	0	0	0	0.0	
TOTAL		12-0	18/1.5	0-1	.000	0-1	.000	0-0	.000	0	0	0	0.0	0-0	0	2	0	0	0	0.0	

SEASON HIGHS

POINTS: --
FIELD GOALS: --
FG ATTEMPTS: --
3-POINT FGs: --
3-POINT FGAs: --
FREE THROWS: --
FT ATTEMPTS: --
REBOUNDS: --
ASSISTS: --
BLOCKS: --
STEALS: --
MINUTES: 3 vs. South Dakota (11/7/22)

CAREER HIGHS

POINTS: --
FIELD GOALS: --
FG ATTEMPTS: 1 vs. Green Bay (12/1/20)
3-POINT FGs: --
3-POINT FGAs: 1 vs. Green Bay (12/1/20)
FREE THROWS: --
FT ATTEMPTS: --
REBOUNDS: --
ASSISTS: --
BLOCKS: --
STEALS: --
MINUTES: 3 vs. South Dakota (11/7/22)

Individual Game by Game

15 | ISAAC GARD

Freshman | Guard | 6-2 | 165
Oregon, Wis. | Oregon

GAME-BY-GAME STATISTICS

#15 GARD, Isaac

Opponent	Date	GS	MIN	Total		3-Pointers		Free throws		Rebounds				PF				PTS	AVG
				FG-FGA	PCT	3FG-3FGA	PCT	FT-FTA	PCT	OFF	DEF	TOT	AVG	A	TO	BLK	STL		
South Dakota	11/07/2022		01:12	0-0	.000	0-0	.000	0-0	.000	0	0	0	0.0	0	0	0	0	0	0.0
Totals		0	01:12	0-0	.000	0-0	.000	0-0	.000	0	0	0	0.0	0	0	0	0	0	0.0

CAREER STATISTICS

GARD, Isaac

SEASON	TEAM	GP-GS	MIN	AVG	Field Goals		3-Point		F-Throws		Rebounds				PF				Scoring	
					FG-FGA	FG%	3FG-3FGA	3FG%	FT-FTA	FT%	OFF	DEF	TOT	AVG	A	TO	BLK	STL	PTS	AVG
2022-23	Wisc	1-0	1/1.2		0-0	.000	0-0	.000	0-0	.000	0	0	0	0.0	0-0	0	0	0	0	0.0
TOTAL		1-0	1/1.2		0-0	.000	0-0	.000	0-0	.000	0	0	0	0.0	0-0	0	0	0	0	0.0

SEASON HIGHS

POINTS: --
FIELD GOALS: --
FG ATTEMPTS: --
3-POINT FGS: --
3-POINT FGAS: --
FREE THROWS: --
FT ATTEMPTS: --
REBOUNDS: --
ASSISTS: --
BLOCKS: --
STEALS: --
MINUTES: 1 vs. South Dakota (11/7/22)

CAREER HIGHS

POINTS: --
FIELD GOALS: --
FG ATTEMPTS: --
3-POINT FGS: --
3-POINT FGAS: --
FREE THROWS: --
FT ATTEMPTS: --
REBOUNDS: --
ASSISTS: --
BLOCKS: --
STEALS: --
MINUTES: 1 vs. South Dakota (11/7/22)

21 | CHRIS HODGES

R-Freshman | Forward | 6-9 | 245
Schaumburg, Ill. | Schaumburg

GAME-BY-GAME STATISTICS

#21 HODGES, Chris

Opponent	Date	GS	MIN	Total		3-Pointers		Free throws		Rebounds				PF				PTS	AVG
				FG-FGA	PCT	3FG-3FGA	PCT	FT-FTA	PCT	OFF	DEF	TOT	AVG	A	TO	BLK	STL		
South Dakota	11/07/2022		05:38	0-0	.000	0-0	.000	0-0	.000	0	0	0	0.0	0	0	1	0	0	0.0
vs Stanford	11/11/2022		01:34	0-1	.000	0-0	.000	0-0	.000	1	0	1	0.5	0	0	0	0	0	0.0
Green Bay	11/15/2022		00:28	0-0	.000	0-0	.000	0-0	.000	0	0	0	0.3	1	0	0	0	0	0.0
vs Dayton	11/23/2022		01:20	0-0	.000	0-0	.000	0-0	.000	0	0	0	0.3	0	0	0	0	0	0.0
Totals		0	09:00	0-1	.000	0-0	.000	0-0	.000	1	0	1	0.3	1	0	1	0	0	0.0

CAREER STATISTICS

HODGES, Chris

SEASON	TEAM	GP-GS	MIN	AVG	Field Goals		3-Point		F-Throws		Rebounds				PF				Scoring	
					FG-FGA	FG%	3FG-3FGA	3FG%	FT-FTA	FT%	OFF	DEF	TOT	AVG	A	TO	BLK	STL	PTS	AVG
2022-23	Wisc	4-0	9/2.3		0-1	.000	0-0	.000	0-0	.000	1	0	1	0.3	1-0	0	0	1	0	0.0
TOTAL		4-0	9/2.3		0-1	.000	0-0	.000	0-0	.000	1	0	1	0.3	1-0	0	0	1	0	0.0

SEASON HIGHS

POINTS: --
FIELD GOALS: --
FG ATTEMPTS: 1 vs. Stanford (11/11/22)
3-POINT FGS: --
3-POINT FGAS: --
FREE THROWS: --
FT ATTEMPTS: --
REBOUNDS: 1 vs. Stanford (11/11/22)
ASSISTS: --
BLOCKS: 1 vs. South Dakota (11/7/22)
STEALS: --
MINUTES: 6 vs. South Dakota (11/7/22)

CAREER HIGHS

POINTS: --
FIELD GOALS: --
FG ATTEMPTS: 1 vs. Stanford (11/11/22)
3-POINT FGS: --
3-POINT FGAS: --
FREE THROWS: --
FT ATTEMPTS: --
REBOUNDS: 1 vs. Stanford (11/11/22)
ASSISTS: --
BLOCKS: 1 vs. South Dakota (11/7/22)
STEALS: --
MINUTES: 6 vs. South Dakota (11/7/22)

Individual Game by Game

30 | ROSS CANDELINO

Freshman | Guard | 6-5 | 185
Jacksonville, Fla. | Ponte Vedra

GAME-BY-GAME STATISTICS

#30 CANDELINO, Ross

Opponent	Date	GS	MIN	Total		3-Pointers		Free throws		Rebounds				PF	A	TO	BLK	STL	PTS	AVG
				FG-FGA	PCT	3FG-3FGA	PCT	FT-FTA	PCT	OFF	DEF	TOT	AVG							
South Dakota	11/07/2022		01:12	2-2	1.000	0-0	.000	0-1	.000	0	0	0	0.0	0	0	0	0	0	4	4.0
Totals		0	01:12	2-2	1.000	0-0	.000	0-1	.000	0	0	0	0.0	0	0	0	0	0	4	4.0

CAREER STATISTICS

CANDELINO, Ross

				Field Goals		3-Point		F-Throws		Rebounds				Scoring						
SEASON TEAM	GP-GS	MIN	AVG	FG-FGA	FG%	3FG-3FGA	3FG%	FT-FTA	FT%	OFF	DEF	TOT	AVG	PF-FO	A	TO	BLK	STL	PTS	AVG
2022-23 Wisc	1-0	1/1.2		2-2	1.000	0-0	.000	0-1	.000	0	0	0	0.0	0-0	0	0	0	0	4	4.0
TOTAL	1-0	1/1.2		2-2	1.000	0-0	.000	0-1	.000	0	0	0	0.0	0-0	0	0	0	0	4	4.0

SEASON HIGHS

POINTS: 4 vs. South Dakota (11/7/22)
FIELD GOALS: 2 vs. South Dakota (11/7/22)
FG ATTEMPTS: 2 vs. South Dakota (11/7/22)
3-POINT FGs: --
3-POINT FGAs: --
FREE THROWS: --
FT ATTEMPTS: 1 vs. South Dakota (11/7/22)
REBOUNDS: --
ASSISTS: --
BLOCKS: --
STEALS: --
MINUTES: 1 vs. South Dakota (11/7/22)

CAREER HIGHS

POINTS: 4 vs. South Dakota (11/7/22)
FIELD GOALS: 2 vs. South Dakota (11/7/22)
FG ATTEMPTS: 2 vs. South Dakota (11/7/22)
3-POINT FGs: --
3-POINT FGAs: --
FREE THROWS: --
FT ATTEMPTS: 1 vs. South Dakota (11/7/22)
REBOUNDS: --
ASSISTS: --
BLOCKS: --
STEALS: --
MINUTES: 1 vs. South Dakota (11/7/22)

35 | MARKUS ILVER

Sophomore | Forward | 6-8 | 215
Tallinn, Estonia | Western Reserve Academy

GAME-BY-GAME STATISTICS

#35 ILVER, Markus

Opponent	Date	GS	MIN	Total		3-Pointers		Free throws		Rebounds				PF	A	TO	BLK	STL	PTS	AVG
				FG-FGA	PCT	3FG-3FGA	PCT	FT-FTA	PCT	OFF	DEF	TOT	AVG							
South Dakota	11/07/2022		09:10	1-2	.500	1-2	.500	2-2	1.000	0	2	2	2.0	0	1	0	0	0	5	5.0
Green Bay	11/15/2022		10:28	1-2	.500	0-1	.000	0-0	.000	0	1	1	1.5	1	0	1	0	1	2	3.5
vs Dayton	11/23/2022		09:50	2-5	.400	2-4	.500	0-0	.000	1	1	2	1.7	0	0	0	0	0	6	4.3
vs Kansas	11/24/2022		04:21	0-1	.000	0-1	.000	0-0	.000	0	0	0	1.3	1	0	0	0	0	0	3.3
vs Southern California	11/25/2022		02:05	0-0	.000	0-0	.000	0-0	.000	0	1	1	1.2	2	0	1	0	0	0	2.6
Wake Forest	11/29/2022		01:51	0-0	.000	0-0	.000	0-0	.000	0	0	0	1.0	0	0	0	0	0	0	2.2
at Iowa	12/11/2022		00:47	0-0	.000	0-0	.000	0-0	.000	0	0	0	0.9	0	0	0	0	0	0	1.9
Totals		0	38:32	4-10	.400	3-8	.375	2-2	1.000	1	5	6	0.9	4	1	2	0	1	13	1.9

CAREER STATISTICS

ILVER, Markus

				Field Goals		3-Point		F-Throws		Rebounds				Scoring						
SEASON TEAM	GP-GS	MIN	AVG	FG-FGA	FG%	3FG-3FGA	3FG%	FT-FTA	FT%	OFF	DEF	TOT	AVG	PF-FO	A	TO	BLK	STL	PTS	AVG
2021-22 Wisc	8-0	28/3.4		1-8	.125	0-5	.000	3-4	.750	1	3	4	0.5	7-0	0	2	0	0	5	0.6
2022-23 Wisc	7-0	39/5.5		4-10	.400	3-8	.375	2-2	1.000	1	5	6	0.9	4-0	1	2	0	1	13	1.9
TOTAL	15-0	66/4.4		5-18	.278	3-13	.231	5-6	.833	2	8	10	0.7	11-0	1	4	0	1	18	1.2

SEASON HIGHS

POINTS: 6 vs. Dayton (11/23/22)
FIELD GOALS: 2 vs. Dayton (11/23/22)
FG ATTEMPTS: 5 vs. Dayton (11/23/22)
3-POINT FGs: 2 vs. Dayton (11/23/22)
3-POINT FGAs: 4 vs. Dayton (11/23/22)
FREE THROWS: 2 vs. South Dakota (11/7/22)
FT ATTEMPTS: 2 vs. South Dakota (11/7/22)
REBOUNDS: 2 (2x) MR vs. Dayton (11/23/22)
ASSISTS: 1 vs. South Dakota (11/7/22)
BLOCKS: --
STEALS: 1 vs. Green Bay (11/15/22)
MINUTES: 10 (2x) MR vs. Dayton (11/23/22)

CAREER HIGHS

POINTS: 6 vs. Dayton (11/23/22)
FIELD GOALS: 2 vs. Dayton (11/23/22)
FG ATTEMPTS: 5 vs. Dayton (11/23/22)
3-POINT FGs: 2 vs. Dayton (11/23/22)
3-POINT FGAs: 4 vs. Dayton (11/23/22)
FREE THROWS: 3 vs. Green Bay (11/12/21)
FT ATTEMPTS: 4 vs. Green Bay (11/12/21)
REBOUNDS: 4 vs. Green Bay (11/12/21)
ASSISTS: --
BLOCKS: --
STEALS: 1 vs. Green Bay (11/15/22)
MINUTES: 11 vs. Green Bay (11/12/21)

2022-23 OVERALL STATISTICS

Game Records

Record	Overall	Home	Away	Neutral
ALL GAMES	8-2	3-1	2-0	3-1
CONFERENCE	2-0	1-0	1-0	0-0
NON-CONFERENCE	6-2	2-1	1-0	3-1

Score by Periods

Team	1st	2nd	OT	TOT
Wisconsin	314	326	33	673
Opponents	267	318	28	613

Team Box Score

No.	Player				Total		3-Point		F-Throw		Rebounds													
		GP-GS	MIN	AVG	FG-FGA	FG%	3FG-3FGA	3FG%	FT-FTA	FT%	OFF	DEF	TOT	AVG	PF	DQ	A	TO	BLK	STL	PTS	AVG		
5	WAHL, Tyler	10-10	316:24	31.6	52-124	.419	3-17	.176	39-55	.709	14	55	69	6.9	31	1	18	30	4	16	146	14.6		
23	HEPBURN, Chucky	10-10	321:26	32.1	44-117	.376	22-47	.468	14-20	.700	6	33	39	3.9	22	0	27	16	0	20	124	12.4		
3	ESSEGIAN, Connor	10-0	220:58	22.1	33-74	.446	21-45	.467	17-17	1.000	4	25	29	2.9	13	0	11	13	0	7	104	10.4		
22	CROWL, Steven	10-10	305:54	30.6	35-78	.449	7-30	.233	21-33	.636	14	52	66	6.6	20	0	34	16	10	1	98	9.8		
11	KLESMIT, Max	10-10	315:03	31.5	20-47	.426	10-25	.400	15-19	.789	1	27	28	2.8	24	0	17	9	1	15	65	6.5		
2	DAVIS, Jordan	10-10	249:21	24.9	24-63	.381	10-35	.286	6-9	.667	11	29	40	4.0	19	1	5	2	1	7	64	6.4		
30	CANDELINO, Ross	1-0	01:12	1.2	2-2	1.000	0-0	.000	0-1	.000	0	0	0	0.0	0	0	0	0	0	0	4	4.0		
14	GILMORE, Carter	10-0	171:37	17.2	13-30	.433	2-8	.250	2-8	.250	10	16	26	2.6	20	0	8	4	2	11	30	3.0		
10	LINDSEY, Isaac	9-0	57:03	6.3	6-16	.375	4-12	.333	1-2	.500	2	4	6	0.7	7	0	2	1	0	1	17	1.9		
35	ILVER, Markus	7-0	38:32	5.5	4-10	.400	3-8	.375	2-2	1.000	1	5	6	0.9	4	0	1	2	0	1	13	1.9		
0	NEATH, Jahcobi	3-0	28:25	9.5	1-4	.250	1-2	.500	0-0	.000	0	1	1	0.3	2	0	1	2	0	1	3	1.0		
4	MCGEE, Kamari	7-0	36:06	5.2	2-5	.400	1-4	.250	0-0	.000	1	4	5	0.7	7	0	3	3	0	2	5	0.7		
15	GARD, Isaac	1-0	01:12	1.2	0-0	.000	0-0	.000	0-0	.000	0	0	0	0.0	0	0	0	0	0	0	0	0.0		
21	HODGES, Chris	4-0	09:00	2.3	0-1	.000	0-0	.000	0-0	.000	1	0	1	0.3	1	0	0	0	1	0	0	0.0		
13	TAPHORN, Justin	1-0	02:47	2.8	0-0	.000	0-0	.000	0-0	.000	0	0	0	0.0	0	0	0	0	0	0	0	0.0		
Team											12	10	22				5							
Total		10	2075		236-571	.413	84-233	.361	117-166	.705	77	261	338	33.8	170	2	127	103	19	82	673	67.3		
Opponents		10	2075		222-545	.407	63-219	.288	106-164	.646	87	279	366	36.6	175	2	101	135	35	55	613	61.3		

Team Statistics

	WISC	OPP
Scoring	673	613
Points per game	67.3	61.3
Scoring margin	+6.0	-
Field goals-att	236-571	222-545
Field goal pct	.413	.407
3 point fg-att	84-233	63-219
3-point FG pct	.361	.288
3-pt FG made per game	8.4	6.3
Free throws-att	117-166	106-164
Free throw pct	.705	.646
F-Throws made per game	11.7	10.6
Rebounds	338	366
Rebounds per game	33.8	36.6
Rebounding margin	-2.8	-
Assists	127	101
Assists per game	12.7	10.1
Turnovers	103	135
Turnovers per game	10.3	13.5
Turnover margin	+3.2	-
Assist/turnover ratio	1.2	0.7
Steals	82	55
Steals per game	8.2	5.5
Blocks	19	35
Blocks per game	1.9	3.5
Winning streak	3	-
Home win streak	1	-
Attendance	42988	30190
Home games-Avg/Game	4-10747	2-15095
Neutral site-Avg/Game	-	4-5167

Team Results

Date	Opponent		Score	Att.
11/07/2022	South Dakota	W	85-59	14349
11/11/2022	vs Stanford	W	60-50	17927
11/15/2022	Green Bay	W	56-45	14204
11/23/2022	vs Dayton	W	43-42	1047
11/24/2022	vs Kansas	Lot	68-69	1185
11/25/2022	vs Southern California	W	64-59	510
11/29/2022	Wake Forest	L	75-78	14435
12/03/2022	at Marquette	Wot	80-77	17760
12/06/2022	Maryland	W	64-59	0
12/11/2022	at Iowa	Wot	78-75	12430

GAME-BY-GAME STATISTICS

WISCONSIN

Opponent	Date	Score		FG-FGA	PCT	3FG-3FGA	PCT	FT-FTA	PCT	OFF	DEF	TOT	AVG	PF	A	TO	BLK	STL	PTS	AVG
South Dakota	11/07/2022	85-59	W	28-55	.509	12-26	.462	17-23	.739	7	30	37	37.0	15	14	10	4	8	85	85.0
vs Stanford	11/11/2022	60-50	W	22-59	.373	5-20	.250	11-18	.611	9	23	32	34.5	20	9	9	4	11	60	72.5
Green Bay	11/15/2022	56-45	W	16-53	.302	8-19	.421	16-19	.842	15	30	45	38.0	18	8	14	2	6	56	67.0
vs Dayton	11/23/2022	43-42	W	14-59	.237	6-27	.222	9-10	.900	11	28	39	38.3	17	7	10	1	8	43	61.0
vs Kansas	11/24/2022	68-69	Lot	24-62	.387	6-19	.316	14-19	.737	6	29	35	37.6	19	10	6	1	8	68	62.4
vs Southern California	11/25/2022	64-59	W	25-56	.446	10-24	.417	4-8	.500	6	26	32	36.7	7	13	8	1	6	64	62.7
Wake Forest	11/29/2022	75-78	L	24-56	.429	12-28	.429	15-18	.833	6	17	23	34.7	18	14	12	1	7	75	64.4
at Marquette	12/03/2022	80-77	Wot	30-59	.508	12-27	.444	8-13	.615	10	22	32	34.4	20	21	15	1	9	80	66.4
Maryland	12/06/2022	64-59	W	20-47	.426	7-21	.333	17-27	.630	3	27	30	33.9	18	14	8	3	7	64	66.1
at Iowa	12/11/2022	78-75	Wot	33-65	.508	6-22	.273	6-11	.545	4	29	33	33.8	18	17	11	1	12	78	67.3
Total		673		236-571	.413	84-233	.361	117-166	.705	77	261	338	33.8	170	127	103	19	82	673	67.3
Opponents		613		222-545	.407	63-219	.288	106-164	.646	87	279	366	36.6	175	101	135	35	55	613	61.3

Wisconsin Averages

Games Played	Points/ game	FG Pct	3FG Pct	FT Pct	Rebounds/ game	Assists/ game	Turnovers/ game	Assist/Turnover ratio	Steals/ game	Blocks/ game
10	67.3	41.3	36.1	70.5	33.8	12.7	10.3	1.2	8.2	1.9

GAME-BY-GAME STATISTICS

OPPONENT

Opponent	Date	Score		FG-FGA	PCT	3FG-3FGA	PCT	FT-FTA	PCT	OFF	DEF	TOT	AVG	PF	A	TO	BLK	STL	PTS	AVG
South Dakota	11/07/2022	85-59	W	23-57	.404	2-15	.133	11-17	.647	8	26	34	34.0	20	7	10	2	5	59	59.0
vs Stanford	11/11/2022	60-50	W	17-47	.362	1-16	.063	15-23	.652	7	31	38	36.0	20	6	16	9	5	50	54.5
Green Bay	11/15/2022	56-45	W	15-44	.341	2-14	.143	13-23	.565	3	22	25	32.3	18	6	9	2	9	45	51.3
vs Dayton	11/23/2022	43-42	W	16-53	.302	4-27	.148	6-9	.667	11	34	45	35.5	13	6	17	4	4	42	49.0
vs Kansas	11/24/2022	68-69	Lot	24-62	.387	9-29	.310	12-21	.571	14	36	50	38.4	18	15	13	2	5	69	53.0
vs Southern California	11/25/2022	64-59	W	23-56	.411	11-23	.478	2-6	.333	10	26	36	38.0	14	12	14	5	2	59	54.0
Wake Forest	11/29/2022	75-78	L	29-54	.537	8-24	.333	12-16	.750	9	24	33	37.3	20	8	15	2	3	78	57.4
at Marquette	12/03/2022	80-77	Wot	27-53	.509	9-20	.450	14-20	.700	7	19	26	35.9	16	14	12	1	10	77	59.9
Maryland	12/06/2022	64-59	W	21-55	.382	10-24	.417	7-12	.583	8	29	37	36.0	20	9	14	6	4	59	59.8
at Iowa	12/11/2022	78-75	Wot	27-64	.422	7-27	.259	14-17	.824	10	32	42	36.6	16	18	15	2	8	75	61.3
Total		613		222-545	.407	63-219	.288	106-164	.646	87	279	366	36.6	175	101	135	35	55	613	61.3
Wisconsin		673		236-571	.413	84-233	.361	117-166	.705	77	261	338	33.8	170	127	103	19	82	673	67.3

Opponents Averages

Games Played	Points/ game	FG Pct	3FG Pct	FT Pct	Rebounds/ game	Assists/ game	Turnovers/ game	Assist/Turnover ratio	Steals/ game	Blocks/ game
10	61.3	40.7	28.8	64.6	36.6	10.1	13.5	0.7	5.5	3.5

GAME 1: WISCONSIN 85, SOUTH DAKOTA 59

Nov. 7, 2022 • Madison, Wis. • Kohl Center



Official Basketball Box Score - Final
South Dakota at Wisconsin
 11/07/22 Kohl Center, Madison
 2022-23 Men's Basketball

Game Time: 7:30 PM
 Game Duration: 1:58
 Attendance: 14,349

Officials: Larry Scrotto, Brian Anseliger, Rhett Lamoreaux

South Dakota - 59 Record: 0-1

NO. Name	Min	FG	3P	FT	Rebounds	Fouls	TP	AS	TO	ST	Blocks	BA	+/
34 Tasos Kamateros	F 26:29	3-9	0-3	0-0	1 4 5	2 1	6	0	0	1	0	1	-20
2 Damani Hayes	G 22:53	1-3	0-0	0-0	1 6 7	1 0	2	0	0	0	1	1	-19
5 Kruz Perrott-Hunt	G 32:45	10-20	0-2	1-1	1 2 3	4 4	21	3	2	2	0	1	-18
10 A.J. Pitzuweit	G 26:59	2-5	1-2	3-6	1 3 4	4 3	8	1	4	0	0	0	-21
11 Mason Archambault	G 22:10	1-6	0-3	2-2	0 3 3	3 2	4	0	0	1	0	0	-24
23 Paul Bruns	21:16	2-6	1-4	0-0	2 3 5	2 2	10	0	2	1	1	0	-18
13 Mihal Carcoana	08:42	0-0	0-0	0-0	1 1 1	3 0	0	0	1	0	0	0	-8
55 Jeremiah Coleman	10:32	2-3	0-1	0-2	0 2 2	0 2	4	1	0	0	0	0	-7
3 Max Burchill	17:04	1-3	0-0	0-1	0 1 1	1 1	2	2	0	0	0	0	-6
33 Felix Brostrom	09:58	0-1	0-0	0-0	0 0 0	2 0	0	0	1	0	0	1	-3
22 Keaton Kutcher	01:12	1-1	0-0	0-0	0 0 0	0 0	2	0	0	0	0	0	0
Team					2 1 3				0				
Totals		23-57	2-15	11-17	8 26 34	20 15	59	7	10	5	2	4	-26

Technical Fouls: NONE

Wisconsin - 85 Record: 14-0

NO. Name	Min	FG	3P	FT	Rebounds	Fouls	TP	AS	TO	ST	Blocks	BA	+/
5 Tyler Wahl	F 26:58	5-11	0-3	9-10	3 7 10	2 7	19	4	3	2	1	1	24
22 Steven Crowl	F 24:50	4-8	2-4	2-3	0 3 3	1 2	12	2	1	0	2	0	19
2 Jordan Davis	G 20:40	3-8	0-2	0-1	1 5 6	1 2	6	0	0	0	0	1	14
11 Max Klesmit	G 30:39	3-6	2-3	3-4	0 4 4	2 3	11	0	2	1	0	0	24
23 Chucky Hepburn	G 28:29	5-10	3-5	1-2	0 3 3	2 3	14	3	2	2	0	0	27
0 Jahcobi Neath	08:44	1-1	1-1	0-0	0 1 1	1 0	3	0	0	0	0	0	5
14 Carter Gilmore	12:12	1-1	0-0	0-0	2 1 3	0 0	2	1	1	0	1	0	5
3 Connor Essegian	14:23	2-3	2-3	0-0	0 1 1	2 1	6	1	1	1	0	0	7
4 Kamari McGee	08:02	0-1	0-1	0-0	0 2 2	2 0	0	2	1	1	0	0	-2
35 Markus Iver	09:10	1-2	1-2	2-2	0 2 2	0 1	5	1	0	0	0	0	1
21 Chris Hodges	05:38	0-0	0-0	0-0	0 0 0	0 0	0	0	0	0	1	0	3
10 Isaac Lindsey	05:04	1-2	1-2	0-0	0 1 1	2 0	3	0	0	0	0	0	2
13 Justin Taphorn	02:47	0-0	0-0	0-0	0 0 0	0 0	0	0	0	0	0	0	1
15 Isaac Gard	01:12	0-0	0-0	0-0	0 0 0	0 0	0	0	0	0	0	0	0
30 Ross Candelino	01:12	2-2	0-0	0-1	0 0 0	0 1	4	0	0	0	0	0	0
Team					1 0 1				0				
Totals		28-55	12-26	17-23	7 30 37	15 20	85	14	10	8	4	2	26

Technical Fouls: NONE

Biggest lead	SD	UW
0 (1 st 20:00)	28 (2 nd 0:46)	
Best Scoring Run	SD	UW
7 (1 st 12:21)	10 (2 nd 7:21)	
Lead Changes	0	
Times Tied	0	
Time with Lead	00:00	39:50

NOTES: Wisconsin won its home opener for the 7th straight season and the 24th time in the last 25 years...UW is 7-0 in home openers under Greg Gard...Tyler Wahl tallied his 5th career double-double...Max Klesmit, Connor Essegian, Kamari McGee, Chris Hodges, Ross Candelino and Isaac Gard made their UW debuts.

GAME 2: WISCONSIN 60, STANFORD 50

Nov. 11, 2022 • Milwaukee, Wis. • American Family Field



Official Basketball Box Score - Final
Stanford at Wisconsin
 11/11/22 American Family Field, Milwaukee
 2022-23 Men's Basketball

Game Time: 6:30 PM
 Game Duration: 2:05
 Attendance: 17,927

Officials: Eric Curry, Brian Droney, John Higgins

Stanford - 50 Record: 1-1

NO. Name	Min	FG	3P	FT	Rebounds	Fouls	TP	AS	TO	ST	Blocks	BA	+/
22 James Keefe	F 15:44	1-2	0-0	0-0	4 4 4	2 0	2	1	4	1	0	0	-4
23 Brandon Angel	F 29:59	5-11	1-5	3-4	1 2 3	4 3	14	0	1	0	0	2	-9
55 Harrison Ingram	F 32:24	2-8	0-2	2-4	2 6 8	2 5	6	1	3	0	2	1	-5
5 Michael O'Connell	G 28:37	1-5	0-1	1-1	1 4 5	2 1	3	2	1	2	0	0	-10
13 Michael Jones	G 33:16	3-7	0-2	3-5	1 3 4	2 5	9	1	2	0	2	1	-4
1 Isa Silva	11:23	1-1	0-0	1-2	0 0 0	0 4	2	3	0	1	1	0	-1
14 Spencer Jones	20:31	3-9	0-5	2-2	1 3 4	2 2	8	1	2	1	4	0	-7
42 Maxime Raynaud	24:16	1-4	0-1	1-2	0 6 6	1 1	3	0	2	0	1	0	-6
10 Max Murrell	03:50	0-0	0-0	2-3	0 0 0	1 1	2	0	0	0	0	0	-5
Team					1 3 4				0				
Totals		17-47	1-16	15-23	7 31 38	20 50	60	6	16	5	9	4	-10

Technical Fouls: Keefe 1st 18:35

Wisconsin - 60 Record: 24-0

NO. Name	Min	FG	3P	FT	Rebounds	Fouls	TP	AS	TO	ST	Blocks	BA	+/
5 Tyler Wahl	F 32:48	6-13	1-2	4-8	1 4 5	2 6	17	0	2	3	0	2	8
22 Steven Crowl	F 33:31	2-6	1-4	4-6	2 9 11	4 3	9	2	2	0	3	1	14
2 Jordan Davis	G 25:02	5-9	1-3	2-3	3 0 3	3 4	13	0	1	1	0	2	12
11 Max Klesmit	G 16:59	0-1	0-0	0-0	0 3 3	4 0	0	1	0	1	0	0	5
23 Chucky Hepburn	G 34:58	6-13	0-5	1-1	0 2 2	1 1	11	5	1	3	0	1	12
3 Connor Essegian	23:01	3-9	2-4	0-0	0 2 2	1 2	8	0	0	0	0	1	5
0 Jahcobi Neath	15:03	0-3	0-1	0-0	0 0 0	0 0	1	0	1	2	1	0	0
14 Carter Gilmore	12:07	1-4	0-0	0-0	0 1 1	3 2	2	0	0	2	1	1	-2
10 Isaac Lindsey	03:20	0-0	0-0	0-0	0 0 0	0 1	1	0	0	0	0	0	0
21 Chris Hodges	01:34	0-1	0-0	0-0	1 0 1	0 0	0	0	0	0	0	0	1
4 Kamari McGee	01:37	0-0	0-0	0-0	0 0 0	0 0	1	0	0	0	0	0	-2
Team					2 2 4				0		1		
Totals		22-59	5-20	11-18	9 23 32	20 60	60	9	9	11	4	9	10

Technical Fouls: NONE

Biggest lead	Stan	UW
1 (1 st 15:02)	13 (1 st 1:08)	
Best Scoring Run	Stan	UW
6 (1 st 15:02)	8 (1 st 1:08)	
Lead Changes	6	
Times Tied	3	
Time with Lead	02:17	36:32

NOTES: Wisconsin opened the season 2-0 for the 3rd straight year and the 5th time in the last 6 years...UW improved to 64-57 all-time in the city of Milwaukee...Tyler Wahl scored in double figures in back-to-back games reaching the mark for the 26th time in his career...Steven Crowl set new career highs with 11 rebounds and 3 blocks...Jordan Davis scored a career-high 13 points.

GAME 3: WISCONSIN 56, GREEN BAY 45

Nov. 15, 2022 • Madison, Wis. • Kohl Center



Official Basketball Box Score - Final
Green Bay at Wisconsin
 11/15/22 Kohl Center, Madison
 2022-23 Men's Basketball

Game Time: 8:00 PM
 Game Duration: 1:57
 Attendance: 14,524

Officials: Bill B, Lewis Garrison, Rob Kuenenren

Green Bay - 45 Record: 0-3

NO. Name	Min	FG	3P	FT	Rebounds	Fouls	TP	AS	TO	ST	Blocks	BA	+/
3 Clarence Cummings III	F 33:29	2-10	0-3	2-4	0 1 1	4 2	6	1	1	2	1	2	-7
11 Cade Meyer	F 28:00	5-8	0-1	3-4	0 1 3	2 13	0	0	3	0	1	0	4
24 Brock Heffner	F 20:59	1-6	0-2	1-2	1 1 2	3 1	3	0	0	1	0	0	-5
4 Davin Zeigler	G 20:04	0-3	0-1	1-2	0 5 5	3 2	1	2	0	0	0	0	-14
55 Nate Jenkins	G 24:42	0-1	0-1	0-0	0 4 4	1 1	0	0	1	0	0	0	-5
1 Randy Tucker	15:10	1-4	0-2	0-0	0 1 1	2 0	2	0	0	0	0	0	-6
0 Garren Davis	23:00	1-5	0-2	2-4	0 2 2	1 4	4	2	1	2	0	0	-3
5 Zae Blake	26:22	5-5	2-2	3-5	0 4 4	1 3	15	0	1	4	0	0	-7
13 Donovan Short	08:14	0-1	0-0	1-2	1 0 1	1 2	1	1	2	0	0	0	-12
Team					1 1 2				0				
Totals		15-44	2-14	13-23	3 22 25	18 18	45	6	9	9	2	2	-11

Technical Fouls: NONE

Wisconsin - 56 Record: 34-0

NO. Name	Min	FG	3P	FT	Rebounds	Fouls	TP	AS	TO	ST	Blocks	BA	+/
5 Tyler Wahl	F 23:49	2-11	0-1	4-4	2 7 9	4 5	8	0	4	0	0	1	6
22 Steven Crowl	F 28:14	3-6	1-1	2-3	4 5 9	0 3	9	0	2	0	1	0	1
2 Jordan Davis	G 32:59	3-7	3-6	2-2	1 2 3	0 1	11	1	0	2	1	0	13
11 Max Klesmit	G 35:57	2-5	2-4	3-4	1 4 5	1 6	9	1	0	2	0	0	12
23 Chucky Hepburn	G 24:19	2-14	1-3	3-4	3 4 7	3 2	8	3	2	0	0	1	10
14 Carter Gilmore	20:44	2-4	1-1	0-0	2 3 5	4 0	5	1	2	1	0	0	12
35 Markus Iver	10:28	1-2	0-1	0-0	0 1 1	1 2	0	0	1	1	0	0	7
3 Connor Essegian	07:29	0-1	0-0	2-2	0 1 1	0 0	2	0	2	0	0	0	-1
0 Jahcobi Neath	04:38	0-0	0-0	0-0	0 0 0	1 0	0	0	0	0	0	0	-2
4 Kamari McGee	05:30	0-0	0-0	0-0	0 0 0	1 0	0	0	1	1	0	0	-6
10 Isaac Lindsey	05:25	1-3	0-2	0-0	1 1 2	2 0	2	1	0	0	0	0	4
21 Chris Hodges	00:28	0-0	0-0	0-0	0 0 0	1 0	0	0	0	0	0	0	-1
Team					1 2 3				0				
Totals		16-53	8-19	16-19	15 30 45	18 18	56	8	14	6	2	2	11

Technical Fouls: NONE

Biggest lead	UWGB	UW
2 (1 st 19:24)	19 (2 nd 19:18)	
Best Scoring Run	UWGB	UW
8 (2 nd 13:13)	11 (1 st 4:08)	
Lead Changes	3	
Times Tied	0	
Time with Lead	04:26	34:58



Official Basketball Box Score - Final
Wisconsin at Dayton
 11/23/22 Atlantis Resort - Imperial Arena, Paradise Island
 2022 Bad Boy Mowers Battle 4 Atlantis

Game Time: 2:30 PM
 Game Duration: 1:56
 Attendance: 1,047

Officials: Jamie Luckie, Bill Covington, Jr., Owen Short

Nov. 24, 2022 • Paradise Island, Bahamas. • Imperial Arena



Official Basketball Box Score - Final
Wisconsin at Kansas
 11/24/22 Atlantis Resort - Imperial Arena, Paradise Island
 2022 Bad Boy Mowers Battle 4 Atlantis

Game Time: 11:00 AM
Game Duration: 2:17
Attendance: 1,185

Officials: Mike Roberts, Raymie Styons, Bret Smith

Wisconsin - 68			Record: 4-1															
NO.	Name	Min	FG	3P	FT	Rebounds	Fouls	TP	AS	TO	ST	Blocks	+/-	Shooting By Percentage				
			M-A	M-A	M-A	OR	DR	FF				BS	A	1st FG	2nd FG	3rd FG		
5	Tyler Wahl	F 35:00	8-19	0-1	7-8	3	7	10	4	23	2	2	3	0	10		1st FG 8-26 30.8%	
22	Steven Davis	F 34:49	2-6	0-2	0-1	0	6	6	0	2	4	3	0	0	10		3PT% 2-8 25.0%	
2	Jordan Crawl	G 17:28	0-5	0-3	0-0	0	4	4	0	0	1	0	0	1	0	-10	FT% 2-5 40.0%	
21	Max Kleismit	G 45:08	4-6	2-3	3-4	1	1	2	2	19	2	0	1	0	2		2nd FG 14-29 48.3%	
13	Gregg Heuburn	G 33:02	2-9	0-1	1-2	1	3	3	0	6	1	1	3	0	0		3PT% 4-9 44.4%	
3	Connor Essegian	31:05	1-2	3-7	2-2	1	4	5	2	17	1	1	1	1	5		11-13 84.6%	
14	Carter Gilmore	14:09	2-3	0-0	0	1	1	2	2	4	0	0	2	0	2		0FG% 2-7 28.6%	
4	Kamari McGee	04:44	0-0	0-0	0-0	0	1	1	3	0	0	0	0	0	0		3PT% 0-2 0.0%	
35	Marius Iver	04:21	0-1	0-1	0-0	0	0	0	1	0	0	0	0	0	0	-5	FT% 1-1 100%	
10	Isaac Lindsey	07:14	0-1	0-1	1-2	0	1	1	1	1	0	0	0	0	2		GM FG 24-62 38.7%	
Team						0	1	1	0	0	0	0	0	0	2		3PT% 6-19 31.6%	
Totals		24-62	6-19	14-19	6-29	35	19	18	68	10	6	8	1	2	-1		FT% 14-19 73.7%	
Dead Ball Rebounds: 1.0																		

Technical Fouls:Essegian 1st14:12Klesmit 2nd5:21

Kansas - 69				Record: 6-0												
NO. Name	Min	FG	3P	FT	Rebounds	Fouls	TP	AS	TO	ST	Blocks	++	Shooting By Period			
		40/101	26/6	9/14	OR OR	TR 14T	FF 10D				BS BA		1st FG	2nd FG	3rd FG	
10 Jalen Wilson	F 40:01	9/20	2/6	9/14	0	0 14 14	11	29	1	3	0	0	-2	3PT	6-17	35.3%
24 Adamo, Jr.,	F 32:24	2/2	0/0	0/0	3	3 3 4	0	1	2	1	0	0	0	FT	7-14	50%
3 Dajuan Harris	G 38:02	27/71	11/1	0/1	2	1 3 3 3 3	5	7	4	3	1	1	2	2nd FG	10/24	41.7%
4 Grady Dick	K 34:46	38	3-7	0-0	1	4 5 1 2	9	0	0	0	0	0	-8	3PT	9	33.3%
15 Kevin McCullar	K 36:12	7-16	3-9	1-2	4	5 9 5 2	5	18	3	1	1	1	0	FT	7-14	50%
1 Joseph Yesulu	G 09:14	0/2	0/1	0/0	0	1 1 2	0	0	0	0	0	0	9	OTFG	26	33.3%
21 Zach Clemence	T 12:36	0/5	0/0	1	2 3	1 0	0	0	0	0	0	0	5	3PT	0/3	0.0%
0 Ron Pettiford	0R 00:00	0/0	0/0	0/0	0	0 0	0	2	0	0	0	0	0	FT	2	100%
11 M.J. Rice	02:25	0/0	0/0	0/0	0	0 0	0	0	0	0	0	0	0	GMFG	24/62	38.7%
Team					2	5 7	0	0	0	0	0	0	0	3PT	9-29	31.0%
Totals		24-62	9-29	12-21	14	36 50	18 19	69	15	13	5	2	1	FT	12-21	57.1%

Technical Fouls::NONE

	WIS	KAN	Points from		WIS	KAN	Period by Period Scoring			
Biggest lead	3 (1st 14:48)	15 (2nd 15:46)	Turnovers	13	4		1st	2nd	OT1	TOT
Best Scoring Run	11 (2nd 02:23)	10 (2nd 3:40)	Paint	34	26	WIS	20	43	5	68
Lead Changes	10	10	Second Chance	10	11					
Times Tied	8		Fast Breaks	5	7	KAN	33	30	6	69
Time with Lead	05:35	33:15	Bench	22	2					

Nov. 25, 2022 • Paradise Island, Bahamas • Imperial Arena



Official Basketball Box Score - Final
Southern California at Wisconsin
 11/25/22 Atlantis Resort - Imperial Arena, Paradise Island
 2022 Bad Boy Mowers Battle 4 Atlantis

Game Time: 1:00 PM
Game Duration: 1:48
Attendance: 510

Officials: Tony Padilla, Bert Smith, Brett Smith

Southern California - 59		Record: 4-3														
NO. Name	Min	FG	3P	FT	Rebounds	Fouls	TP	AS	TO	ST	Blocks	+/-	Shooting By Period			
		M	A	M	A	OR	DR	FF	FD		BS	BA				
24 Joshua Morgan	32:06	1-1	0-0	0	2	3	5	0	1	2	2	1	0	1	15	1 st FGT 13-26 50.0%
2 Reese Dixon-Waters	G 19:50	3-7	1-4	0-0	2	2	4	3	0	7	0	3	0	0	0	3 rd FGT 6-13 46.2%
5 Boogie Ellis	30:00	6-16	3-8	0-1	0	4	4	3	1	15	2	2	0	0	-1	FT% 2-5 40%
13 Drew Peterson	G 31:43	6-15	5-6	0-0	3	5	7	0	2	0	17	3	5	0	-11	2 nd FGT 5-10 33.3%
22 Tre White	G 25:41	3-6	0-0	1-2	0	3	5	10	7	0	0	0	0	0	-1	3 rd FGT 5-10 50.0%
0 Kobe Johnson	29:04	3-7	2-3	0-0	1	3	2	5	7	0	1	1	3	0	0	FT% 0-1 0%
3 Harrison Horner	14:14	0-2	0-2	1-2	1	1	2	3	2	1	0	0	0	0	0	GM FGT 23-56 41.1%
30 Kijian Wright	07:34	0-0	0-0	0-0	0	0	0	0	0	0	1	0	0	0	-18	3 rd FGT 11-25 47.8%
1 Malik Thomas	08:51	1-2	0-0	0-0	0	0	0	0	2	0	0	1	0	0	-2	FT% 2-6 33.3%
4 Oziyah Sellers	00:57	0-0	0-0	0-0	0	0	0	0	0	0	0	0	0	0	0	
																Dead Ball Rebounds: 10
Team						2	1	3	0		0	1				
Total		23-56	11-23	2-6	10	26	36	14	7	59	12	14	2	5	1	-5

Technical Fouls: Ellis 2nd 19:29

Wisconsin - 64		Record: 5-1																	
NO. Name	Min	FG	3P	FT	Rebounds		Fouls		TP	AS	TO	ST	Blocks		e/c	Shooting By Period			
					DR	OR	DR	OR					BS	BS					
5 Tyler Wahl	F	35:22	6-12	0-1	2-3	1	8	9	0	6	14	3	2	0	2	2	1 st FG%	14-28 50.0%	
22 Steven Crowl	F	30:44	3-10	0-0	1-3	2	5	3	3	8	3	1	0	0	0	12	2	3PT%	7-16 43.8%
2 Jordan Davis	G	24:55	5-13	0-3	1-3	1	3	3	0	1	0	0	0	0	0	12	2	2 nd FG%	11-28 39.3%
11 Max Kleimist	G	30:50	0-2	0-1	0-1	1	1	3	0	0	2	1	0	0	0	1	3PT%	3-8 37.5%	
23 Chucky Hepburn	G	31:06	7-13	3-5	0-1	0	2	2	0	17	4	1	2	0	0	0	FT%	3-6 50%	
3 Connor Escheagan	A	25:27	4-8	4-6	0-0	4	4	4	1	4	12	0	1	1	0	-1	GM FG%	25-56 44.6%	
14 Carter Gilmore		12:19	1-3	0-1	0-0	0	1	1	1	2	0	0	1	0	0	0	3PT%	10-24 41.7%	
35 Markus River		02:05	0-0	0-0	0-0	0	0	1	2	0	0	0	0	0	0	-4	FT%	4-8 50.0%	
10 Isaac Lindsey		07:42	1-3	1-2	0-0	0	0	0	0	0	0	1	1	0	1	9	Dead Ball Rebounds: 3		
Team					2	2	4	0			0	1	1	0	1				
Totals		25:56	10-24	4-8	6	26	32	7	14	64	13	8	6	1	5	5			

Technical Fouls::NONE

	USC	WIS	Points from	USC	WIS	Period by Period Scoring			
Biggest lead	7 (1 st 6:59)	5 (2 nd 1:07)	Turnovers	18	15		1st	2nd	TOT
Best Scoring Run	8 (2 nd 16:25)	10 (2 nd 1:07)	Paint	12	26	USC	34	25	59
Lead Changes	10		Second Chance	10	5				
Times Tied	7		Fast Breaks	10	11	WIS	36	28	64
Time with Lead	20:31	13:11	Bench	11	17				

Nov. 29, 2022 • Madison, Wis. • Kohl Center



Official Basketball Box Score - Final
Wake Forest at Wisconsin
11/29/22 Kohl Center, Madison
2022-23 Men's Basketball

Game Time: 8:00 PM
Game Duration: 2:15
Attendance: 14,435

Officials: D.J. Cartensen, Courtney Green, Don Daily

Wake Forest - 78		Record: 7-1															
NO. NAME		Min	FG	3P	FT	Rebounds	Fouls	TP	AS	TO	ST	Blocks	+	-	Shooting By Period 1st FG 15-29 51.7% 3PT% 3-12 25.0% FT% 4-7 57.1% 2nd FG 16-25 64.0% 3PT% 2-4 50.0% FT% 5-9 88.9% 3PT% 8-24 33.3% FT% 12-16 75.0%		
			M-A	M-A	M-A	OR	TR	FF	FD			BS					
11	Andrew Carr	F 14:41	1-3	1-2	0-0	1	2	3	4	0	3	0	2	1	0	16	
25	Zach Keller	F 10:10	1-1	0-0	0-0	1	2	3	1	0	2	0	0	0	0	-8	
1	Tyree Appleby	G 40:00	11-16	4-6	6-6	1	2	3	4	0	32	5	3	0	0	3	
2	Cameron Hirshto	G 31:19	5-10	0-2	5-6	2	5	7	4	4	15	2	5	0	0	1	
30	Damari Mondro	G 32:39	5-13	2-8	1-3	1	1	2	3	2	13	0	1	2	0	10	
33	Matthew Marsh	23:42	4-4	0-0	0-1	2	7	9	3	2	8	0	1	0	0	15	
4	Devion Williamson	24:53	4-4	0-0	0-1	2	7	9	3	3	8	0	1	0	0	17	
34	Bobi Kimtani	10:20	0-2	0-0	0-0	0	1	1	0	0	1	0	1	1	0	-17	
10	Jao Iuka	00:00	0-0	0-0	0-0	0	0	0	0	0	0	0	0	0	0	0	
20	Danield Bradford	05:56	1-1	0-0	0-0	0	1	1	4	0	2	0	2	0	0	-6	
Team						1	2	3		0	0						
Totals			29-54	8-24	12-16	9	24	33	20	18	78	8	15	3	2	1	3

Technical Fouls: NONE

Wisconsin - 75		Record: 52-22										Seasonal Team Totals									
NO. NAME	Min	FG	3P	FT	Rebounds		Fouls		TP	AS	TO	ST	Blocks	+/-	Shooting By Period						
					OR	DR	OR	PR							1st FG	2nd FG					
5 Tyler Wahl	F 30:55	6-14	0-1	5-6	1	3	4	3	9	17	2	2	0	0	1	1st FG 12.7%	5-12 44.4%				
2 Steven Crowl	F 29:24	5-9	2-3	3-4	1	6	7	3	12	3	2	0	1	0	0	FT% 5.8	62.5%				
2 Jordan Davis	G 14:18	1-2	1-2	0-0	0	1	1	5	0	0	0	0	0	0	4	2nd FG 12.29	41.67%				
1 Max Klemit	G 36:07	1-3	0-2	0-0	0	1	1	2	2	3	1	3	0	0	-2	3PT% 7-16	43.8%				
13 Chucky Heppburn	G 34:51	7-18	6-12	3-4	1	2	3	3	2	23	2	3	0	0	-4	FT% 10-10	100%				
3 Connor Essigberg	23:00	3-7	2-5	4-4	2	2	4	2	3	12	2	3	0	1	-1	GMFG% 12-26	42.9%				
14 Carter Gilmore	17:50	0-1	0-1	0-1	0	1	1	0	2	0	2	0	1	0	-2	3PT% 12-48	25.0%				
10 Isaac Lindsey	11:45	1-2	1-2	0-0	1	0	1	0	0	3	0	1	0	0	-6	FT% 15-18	83.3%				
35 Markus Iver	01:51	0-0	0-0	0-0	0	0	0	0	0	0	0	0	0	0	-2	Dead Ball Rebounds: 5.1					
Team					0	1	1	0		0	1										
Totals		24-56	12-28	15-18	6	17	23	18	20	75	14	7	1	2	-3						

Technical Fouls: Lindsey 1st 1:43

[illegible]

Dec. 3, 2022 • Milwaukee, Wis. • Fiserv Forum



Official Basketball Box Score - Final
Wisconsin at Marquette
 12/03/22 Fiserv Forum, Milwaukee
 2022-23 Men's Basketball

Game Time: 3:30 PM
Game Duration: 2:22
Attendance: 17,760

Officials: Jeffrey Anderson, James Breeding, Bert Smith

Wisconsin - 80			Record: 6-2																			
NO. NAME		Min	FG		3P		FT	Rebounds		Fouls		TP	AS	TS	ST	Blocks		+/-	Shooting By Period			
			M-A	M-A	M-A	M-A		DR	OR	PF	FD					BS	BA		1st	FG%	2nd	FG%
5	Tyler Wahl	F	38:33	6-12	1-3	2-4	0	7	7	3	4	15	1	5	2	1	0	3	1st	FG%	16-23	69.6%
22	Steven Crowl	F	35:20	3-4	0-1	2-2	2	2	4	4	2	8	7	3	0	0	0	1	3PT%	7-13	53.8%	
2	Jordan Davis	G	37:08	3-11	2-6	0	2	2	4	4	8	1	1	1	1	0	0	-4	FT%	23	66.7%	
11	Max Klesinski	G	34:22	4-8	1-3	4-5	0	3	3	3	6	13	4	2	2	0	0	3	2nd	FG%	10-29	34.5%
23	Chucky Hepburn	G	36:16	7-10	5-6	0	1	3	4	1	19	2	0	2	3	1	0	3	3PT%	4-11	36.4%	
3	Connor Esgesian	G	22:48	5-10	2-5	0	1	2	3	4	0	12	3	1	1	0	0	6	FT%	5-8	62.5%	
4	Carter Gilmore	F	17:59	0-0	0-0	0-2	1	2	3	1	2	0	3	0	1	0	0	0	3PT%	1-3	33.3%	
4	Kamari McGee	F	09:55	2-3	1-2	0-0	1	1	2	0	5	0	1	0	0	0	0	1	FT%	1-2	50%	
10	Isaac Lindsey	G	02:39	0-1	0-1	0-0	0	0	0	0	0	0	0	0	0	0	1	-5	GM FG%	30-59	50.8%	
Team							2	0	2			0	2						3PT%	12-27	44.4%	
Totals			30:59	12-27	6-13	10	23	22	20	16	80	21	15	9	1	1	3		FT%	8-13	61.5%	
Technical Fouls: NONE																						
Dead Ball Rebounds: 5																						

Marquette - 77		Record: 6-3																		
NO. Name	Min	FG		3P		FT		Rebounds		Fouls		PT		AS	TS	ST	Blocks	+/-	Shooting By Period	
		M-A	M-A	M-A	M-A	OR	DR	TS	PF	FD	FT	AS	TS						ST	1 st FG%
12 Olivier-Maxence Prosper	F 34:53	3-11	1-7	7-8	2	3	5	3	5	14	2	1	1	1	0	0	-1	1 st FG%	12-23	52.2%
13 Noe Nshodi	F 38:54	4-6	2-2	1-4	1	4	5	3	3	2	0	2	0	0	0	0	0	3 rd FG%	5-8	62.5%
1 Kam Jones	G 39:39	9-12	4-6	4-6	0	6	6	7	26	1	2	1	0	0	0	-2	2 nd FG%	14-25	56.0%	
4 Steve Mitchell	G 23:17	2-5	0-1	0	0	0	0	1	0	4	1	0	2	0	0	0	0	3 rd FT%	3-8	37.5%
11 Tyler Kolek	G 35:58	2-7	0-1	2-2	1	2	3	0	1	6	5	2	0	0	0	-7	FT%	9-14	64.3%	
22 Sean Jones	G 15:33	1-2	1-1	0	0	1	0	2	2	3	1	1	1	0	0	0	0	OT-FG%	1-5	20.0%
24 David Joplin	F 16:05	3-7	1-2	0	2	2	4	1	1	7	0	0	0	0	0	0	0	3 rd FT%	1-4	25.0%
5 Erica Johnson	F 16:38	3-4	2-2	0	0	0	0	0	0	2	8	2	0	0	0	0	0	FT%	4-4	100%
21 Ben Goll	C 03:59	0-0	0-0	0-0	0	0	0	0	0	0	0	1	0	0	0	0	0	GM-FG%	27-53	50.9%
Team						0	1	1	0									FT%	9-20	45.0%
Totals		27-53	9-20	7-9	19	26	16	3	7	14	12	10	1	1	1	0	0	FT%	14-20	70.0%

Technical Fouls::NONE

	WIS	MAR	Points from	WIS	MAR	Period by Period Score				
Biggest lead	16 (2 nd 19:15)	8 (1 st 19:35)	Turnovers	10	18		1st	2nd	OT1	OT2
Best Scoring Run	11 (2 nd 19:15)	8 (1 st 7:03)	Paint	28	34		WIS	41	29	10
Lead Changes	3		Second Chance	8	6					
Times Tied	5		Fast Breaks	8	12					
Time with Lead	37:41	02:12	Bench	17	18	MAR	30	40	7	77

GAME 9: WISCONSIN 64, #13 MARYLAND 59

Dec. 6, 2022 • Madison, Wis. • Kohl Center



Official Basketball Box Score - Final

Game Time: 8:00 PM

Game Duration: 2:07

Wisconsin at Wisconsin

12/06/22 Kohl Center, Madison

2022-23 Men's Basketball

Officials: D.J. Carstensen, Larry Sciroto, Chris Beaver

Maryland - 59														
Record: 8-1 (1-1)														
NO. Name	Min	FG M-A	3P M-A	FT M-A	Rebounds OR DR TOT	Fouls PF PD	TP	AS	TO	ST	Blocks BS BA	+/	Shooting By Period	
10 Julian Reese	F 31:00	4-6	0-0	2-4	1 5 6 4 4	10	2	3	0	2	0 2	2	1 st FG%	12-28 42.9%
24 Donta Scott	F 34:37	3-14	2-7	1-3	1 9 10 3 6	9	2	2	1	3	1 -5		3PT%	5-13 38.5%
0 Donald Carey	G 27:03	2-5	2-5	2-2	0 5 5 5 1	8	1	3	0	0	0 2		FT%	0-1 0%
1 Jahmir Young	G 29:39	6-13	3-5	2-3	3 1 4 1 5	17	1	3	2	0	1 -11		2 nd FG%	9-27 33.3%
13 Hakim Hart	G 31:51	2-10	1-4	0-0	3 6 9 1 2	5	2	2	0	0	1 -2		3PT%	5-11 45.5%
2 Jahari Long	19:11	1-2	1-2	0-0	0 0 0 2 0	3	1	0	0	0	0 -4		FT%	7-11 63.6%
15 Patrick Emilien	14:04	1-3	0-0	0-0	0 1 1 2 0	2	0	1	1	1	0 -6		GMFG%	21-55 38.2%
23 Ian Martinez	12:35	2-2	1-1	0-0	0 2 2 2 0	5	0	0	0	0	0 -1		3PT%	10-24 41.7%
Team					0 0 0	0	0	0	0	0	0 -1		FT%	7-12 58.3%
Totals	21:55	10-24	7-12	8 29 37	20 18 59	9 14 4 6 3 -5							Dead Ball Rebounds: 1, 1	
Technical Fouls: NONE														
Wisconsin - 64														
Record: 7-2 (1-0)														
NO. Name	Min	FG M-A	3P M-A	FT M-A	Rebounds OR DR TOT	Fouls PF PD	TP	AS	TO	ST	Blocks BS BA	+/	Shooting By Period	
5 Tyler Wahl	F 28:48	3-10	0-1	3-7	0 5 5 5 5	9	3	3	1	2	3 6		1 st FG%	13-27 48.1%
22 Steven Crowl	F 29:23	4-7	0-3	4-6	0 6 6 3 1	12	3	1	1	0	0 -4		3PT%	3-12 25.0%
2 Jordan Davis	G 22:58	3-5	1-3	1-2	1 5 6 2 3	8	0	0	1	0	0 4		FT%	2-2 100%
11 Max Klesmit	G 34:27	2-6	1-3	2-2	0 3 3 2 3	7	2	1	2	0	1 -1		2 nd FG%	7-20 35.0%
23 Chucky Hepburn	G 36:20	4-8	2-4	3-3	0 4 4 3 3	13	2	2	1	0	1 8		3PT%	4-9 44.4%
3 Connor Essegian	22:06	2-7	2-5	2-2	0 1 1 0 2	8	3	0	1	0	1 7		FT%	15-25 60%
14 Carter Gilmore	23:27	2-4	1-2	2-5	0 3 3 3 3	7	1	1	0	1	0 5		GMFG%	20-47 42.6%
4 Kamari McGee	02:31	0-0	0-0	0-0	0 0 0 0 0	0	0	0	0	0	0 0		3PT%	7-21 33.3%
Team					2 0 2	0	0	0	0	0	0 0		FT%	17-27 63.0%
Totals	20:47	7-21	17-27	3 27 30	18 20 64	14 8 7 3 6 5							Dead Ball Rebounds: 4, 3	
Technical Fouls: NONE														
Biggest lead 12 (1 st 7:21)														
Best Scoring Run 11 (1 st 3:08) 8 (2 nd 6:31)														
Lead Changes 8														
Times Tied 5														
Time with Lead 03:17 32:51														
Points from Turnovers MD UW 7 5														
Paint 18 24														
Second Chance 4 7														
Fast Breaks 9 10														
Bench 10 15														
Period by Period Scoring														
1st 2nd TOT														
MD 29 30 59														
UW 31 33 64														

GAME 10: WISCONSIN 78, IOWA 75 (OT)

Dec. 11, 2022 • Iowa City, Iowa • Carver-Hawkeye Arena



Official Basketball Box Score - Final

Game Time: 5:31 PM

Game Duration: 2:10

Wisconsin at Iowa

12/11/22 Carver-Hawkeye Arena, Iowa City

2022-23 Men's Basketball

Officials: Larry Sciroto, Bill Ek, Brooks Wells

Wisconsin - 78														
Record: 8-2 (2-0)														
NO. Name	Min	FG M-A	3P M-A	FT M-A	Rebounds OR DR TOT	Fouls PF PD	TP	AS	TO	ST	Blocks BS BA	+/-	Shooting By Period	
5 Tyler Wahl	F 40:05	9-14	1-2	2-5	1 6 7 4 6	21	3	4	4	0	0	6	1 st FG%	13-31 41.9%
22 Steven Crowl	F 27:36	6-11	0-3	0-1	0 6 6 3 1	12	7	2	0	1	1	-1	3PT%	1-11 9.1%
2 Jordan Davis	G 22:48	2-4	1-3	0-0	0 2 2 2 0	5	0	0	0	0	0	8	FT%	0-0 0%
11 Max Klesmit	G 30:20	3-5	1-2	0-0	0 2 2 3 0	7	2	1	1	0	0	10	2 nd FG%	14-27 51.9%
23 Chucky Hepburn	G 41:14	4-12	1-3	2-3	0 6 6 3 5	11	4	0	4	0	1	5	3PT%	3-9 33.3%
3 Connor Essegian	32:15	5-11	2-6	2-2	0 6 6 0 2	14	1	3	1	0	0	-8	FT%	2-5 40%
14 Carter Gilmore	21:22	4-7	0-2	0-0	3 1 4 3 1	8	0	1	1	0	0	1	OT FG%	6-7 85.7%
4 Kamari McGee	03:47	0-1	0-1	0-0	0 0 0 0 0	0	0	0	1	0	0	-2	3PT%	2-2 100.0%
10 Isaac Lindsley	04:46	0-0	0-0	0-0	0 0 0 0 0	1	0	0	0	0	0	-2	GM FG%	33-65 50.8%
35 Markus Ilver	00:47	0-0	0-0	0-0	0 0 0 0 0	0	0	0	0	0	0	-2	3PT%	6-22 27.3%
Team					0 0 0	0	0	0	0	0	0	-2	FT%	6-11 54.5%
Totals		33-65	6-22	6-11	4 29 33	18 16 78	17	11	12	1	2	3	Dead Ball Rebounds: 1, 0	
Technical Fouls: NONE														
Iowa - 75														
Record: 7-3 (0-1)														
NO. Name	Min	FG M-A	3P M-A	FT M-A	Rebounds OR DR TOT	Fouls PF PD	TP	AS	TO	ST	Blocks BS BA	+/-	Shooting By Period	
0 Filip Rebraca	F 38:13	4-7	0-0	2-3	3 5 8 4 4	10	4	3	0	1	0	2	1 st FG%	10-27 37.0%
22 Patrick McCaffery	F 33:12	8-16	3-8	5-6	2 5 7 1 5	24	0	1	1	1	0	-1	3PT%	4-15 26.7%
5 Dasonte Bowen	G 20:13	1-3	0-1	0-0	1 3 4 2 1	2	4	3	1	0	0	3	FT%	3-5 60%
11 Tony Perkins	G 43:38	7-15	1-3	2-3	1 5 6 3 4	17	3	4	1	0	1	-2	2 nd FG%	12-27 44.4%
30 Connor McCaffery	G 41:29	6-14	2-8	3-3	2 8 10 2 3	17	5	3	3	0	0	-2	3PT%	3-11 27.3%
20 Payton Sandfort	23:07	0-7	0-5	2-2	0 3 3 3 1	2	0	1	1	0	0	-1	FT%	6-6 100%
4 Josh Dix	15:14	0-1	0-1	0-0	0 1 1 1 0	0	1	0	1	0	0	-5	OT FG%	5-10 50.0%
14 Carter Kingsbury	09:54	1-1	1-1	0-0	0 1 1 0 0	3	1	0	0	0	0	-9	3PT%	0-1 0.0%
Team					1 1 2	0	0	0	0	0	0	-9	GM FG%	27-64 42.2%
Totals		27-64	7-27	14-17	10 32 42	17 18 75	18	15	8	2	1	-3	3PT%	7-27 25.9%
Technical Fouls: Coach 2 nd 4:13														
Dead Ball Rebounds: 12, 4														
Biggest lead 8 (2 nd 2:13) 6 (2 nd 16:38)														
Best Scoring Run 9 (2 nd 6:39) 11 (1 st OT 4:22)														
Lead Changes 6														
Times Tied 6														
Time with Lead 28:28 13:43														
Points from Turnovers WIS IOWA 13 8														
Paint 52 36														
Second Chance 4 12														
Fast Breaks 2 10														
Bench 22 5														
Period by Period Scoring														
1st 2nd OT1 TOT														
WIS 27 33 18 78														
IOWA 27 33 15 75														

SPECIAL STATISTICS

Game	Pts off T/O (Wis / Opp)	Pts in Paint (Wis / Opp)	2nd Chance Pts (Wis / Opp)	Fast Break Pts (Wis / Opp)	Bench Pts (Wis / Opp)
11/07/22 SOUTH DAKOTA	8 / 12	26 / 24	8 / 8	13 / 5	23 / 18
11/11/22 vs. Stanford	18 / 10	26 / 30	8 / 10	6 / 2	10 / 16
11/15/22 GREEN BAY	10 / 8	16 / 22	17 / 2	5 / 0	11 / 22
11/23/22 vs. Dayton	8 / 7	16 / 20	13 / 4	0 / 4	24 / 9
11/24/22 vs. Kansas	13 / 4	34 / 26	10 / 11	5 / 7	22 / 2
11/25/22 vs. USC	15 / 18	26 / 12	5 / 10	11 / 10	17 / 11
11/29/22 WAKE FOREST	17 / 10	22 / 36	11 / 8	6 / 5	15 / 13
12/03/22 at Marquette	10 / 18	28 / 34	8 / 6	8 / 12	17 / 18
12/06/22 Maryland	7 / 5	18 / 24	4 / 7	9 / 10	10 / 15
12/11/22 Iowa	13 / 8	52 / 36	4 / 12	2 / 10	22 / 5
RUNNING TOTAL	119 / 100	264 / 264	88 / 78	65 / 65	171 / 129
PER GAME AVERAGE	11.9 / 10	26.4 / 26.4	8.8 / 7.8	6.5 / 6.5	17.1 / 12.9

TEAM SUPERLATIVES

WISCONSIN

HIGH

LOW

• Points	85	SOUTH DAKOTA (11/7/22)	43	vs. Dayton (11/23/22)
• First-Half Points	41	vs. Marquette (12/3/22)	27	at Iowa (12/11/22)
• Second-Half Points	47	SOUTH DAKOTA (11/7/22)	20	vs. Dayton (11/23/22)
• Field Goals Made	33	at Iowa (12/11/22)	14	vs. Dayton (11/23/22)
• Field Goal Attempts	65	at Iowa (12/11/22)	47	Maryland (12/6/22)
• Field Goal Percentage	.509 (28-55)	SOUTH DAKOTA (11/7/22)	.237 (14-59)	vs. Dayton (11/23/22)
• 3-Point Field Goals Made	12	3x; MR Marquette (12/3/22)	5	vs. Stanford (11/11/22)
• 3-Point Field Goal Attempts	28	WAKE FOREST (11/29/22)	19	2x; MR vs. Kansas (11/24/22)
• 3-Point Field Goal Pct. (min. 10 att.)	.462 (12-26)	SOUTH DAKOTA (11/7/22)	.222 (6-27)	vs. Dayton (11/23/22)
• Free Throws Made	17	2x; MR MARYLAND (12/6/22)	4	vs. USC (11/25/22)
• Free Throw Attempts	27	Maryland (12/6/22)	8	vs. USC (11/25/22)
• Free Throw Pct. (min. 15 att.)	.842 (16-19)	GREEN BAY (11/15/22)	.611 (11-18)	vs. Stanford (11/11/22)
• Offensive Rebounds	15	GREEN BAY (11/15/22)	3	MARYLAND (12/6/22)
• Defensive Rebounds	30	2x; MR GREEN BAY (11/15/22)	17	WAKE FOREST (11/29/22)
• Total Rebounds	45	GREEN BAY (11/15/22)	23	WAKE FOREST (11/29/22)
• Fouls	20	3x; MR Marquette (12/3/22)	7	vs. USC (11/25/22)
• Assists	21	vs. Marquette (12/3/22)	7	vs. Dayton (11/23/22)
• Turnovers	15	vs. Marquette (12/3/22)	6	vs. Kansas (11/24/22)
• Steals	12	at Iowa (12/11/22)	6	2x; MR vs. USC (11/25/22)
• Blocked Shots	4	2x; MR vs. Stanford (11/11/22)	1	5x; MR Marquette (12/3/22)

OPPONENT

HIGH

LOW

• Points	78	WAKE FOREST (11/29/22)	42	vs. Dayton (11/23/22)
• First-Half Points	37	WAKE FOREST (11/29/22)	14	vs. Dayton (11/23/22)
• Second-Half Points	41	WAKE FOREST (11/29/22)	25	vs. USC (11/25/22)
• Field Goals Made	29	WAKE FOREST (11/29/22)	15	GREEN BAY (11/15/22)
• Field Goal Attempts	64	at Iowa (12/11/22)	44	GREEN BAY (11/15/22)
• Field Goal Percentage	.537 (29-54)	WAKE FOREST (11/29/22)	.302 (16-53)	vs. Dayton (11/23/22)
• 3-Point Field Goals Made	11	vs. USC (11/25/22)	1	vs. Stanford (11/11/22)
• 3-Point Field Goal Attempts	29	vs. Kansas (11/24/22)	14	GREEN BAY (11/15/22)
• 3-Point Field Goal Pct. (min. 10 att.)	.478 (11-23)	vs. USC (11/25/22)	.063 (1-16)	vs. Stanford (11/11/22)
• Free Throws Made	15	vs. Stanford (11/11/22)	2	vs. USC (11/25/22)
• Free Throw Attempts	23	2x; MR GREEN BAY (11/15/22)	6	vs. USC (11/25/22)
• Free Throw Pct. (min. 10 att.)	.824 (14-17)	vs. Iowa (12/11/22)	.565 (13-23)	GREEN BAY (11/15/22)
• Offensive Rebounds	14	vs. Kansas (11/24/22)	3	GREEN BAY (11/15/22)
• Defensive Rebounds	36	vs. Kansas (11/24/22)	19	vs. Marquette (12/3/22)
• Total Rebounds	50	vs. Kansas (11/24/22)	25	GREEN BAY (11/15/22)
• Fouls	20	4x; Maryland (12/6/22)	14	2x; MR vs. USC (11/25/22)
• Assists	18	vs. Iowa (12/11/22)	6	3x; MR vs. Dayton (11/23/22)
• Turnovers	17	vs. Dayton (11/23/22)	9	GREEN BAY (11/15/22)
• Steals	10	vs. Marquette (12/3/22)	2	vs. USC (11/25/22)
• Blocked Shots	9	vs. Stanford (11/11/22)	2	5x; MR vs. Iowa (12/11/22)

MISCELLANEOUS

HIGH

SECOND-HIGHEST

• UW's Largest Deficit Overcome in Win	7 (6:59 1H) vs. USC (11/25/22)	6 (16:38 2H) at Iowa (12/11/22)
• UW's Largest Deficit Overcome in Win (2nd Half/OT)	6 (16:38 2H) at Iowa (12/11/22)	--
• UW's Largest Lead Surrendered in Loss	6 (00:05 1H) WAKE FOREST (11/29/22)	3 (14:48 1H) vs. Kansas (11/24/22)
• UW's Largest Lead Surrendered in Loss (2nd Half/OT)	7 (19:15 2H) WAKE FOREST (11/29/22)	--
• UW's Largest Halftime Lead	17 GREEN BAY (11/15/22)	12 vs. Stanford (11/11/22)
• UW's Largest Halftime Deficit	13 vs. Kansas (11/24/22)	3 WAKE FOREST (11/29/22)
• UW's Largest Lead	28 (83-55, 0:46) SOUTH DAKOTA (11/7/22)	19 (34-15, 19:18 2H) GREEN BAY (11/15/22)
• UW's Largest Deficit	15 (15:46 2H) vs. Kansas (11/24/22)	7 (2x) MR (19:15 2H) WAKE FOREST (11/29/22)

INDIVIDUAL SUPERLATIVES

WISCONSIN

HIGH

SECOND-HIGHEST

• Points	23	Tyler Wahl (vs. Kansas - 11/24/22)	23	Hepburn (vs. Wake Forest - 11/29/22)
• First-Half Points	16	Hepburn (Marquette - 11/29/22)	12	Hepburn (Wake Forest - 11/29/22)
• Second-Half Points	17	Tyler Wahl (SOUTH DAKOTA - 11/7/22)	14	Tyler Wahl (vs. Kansas - 11/24/22)
• Field Goals Made	9	Tyler Wahl (at Iowa - 12/11/22)	8	Tyler Wahl (vs. Kansas - 11/24/22)
• Field Goal Attempts	19	Tyler Wahl (vs. Kansas - 11/24/22)	18	Chucky Hepburn (Wake Forest - 11/29/22)
• Field Goal Percentage (min. 6 made)	.700 (7-10)	Chucky Hepburn (at Marquette - 12/3/22)	.643 (9-14)	Tyler Wahl (at Iowa - 12/11/22)
• 3-Point Field Goals Made	6	Chucky Hepburn (vs. Wake Forest - 11/29/22)	5	Chucky Hepburn (at Marquette - 12/3/22)
• 3-Point Field Goal Attempts	12	Chucky Hepburn (vs. Wake Forest - 11/29/22)	6	Connor Essegian (at Iowa - 12/11/22)
• 3-Point Field Goal Pct. (min. 3 made)	.833 (5-6)	Chucky Hepburn (at Marquette - 12/3/22)	.667 (4-6)	Connor Essegian (vs. USC - 11/25/22)
• Free Throws Made	9	Tyler Wahl (SOUTH DAKOTA - 11/7/22)	7	Tyler Wahl (vs. Kansas - 11/24/22)
• Free Throw Attempts	10	Tyler Wahl (SOUTH DAKOTA - 11/7/22)	8	2x; MR Wahl (vs. Kansas - 11/24/22)
• Free Throw Pct. (min. 7 made)	.900 (9-10)	Tyler Wahl (SOUTH DAKOTA - 11/7/22)	.875 (7-8)	Tyler Wahl (vs. Kansas - 11/24/22)
• Offensive Rebounds	4	Steven Crawl (GREEN BAY - 11/15/22)	3	Carter Gilmore (at Iowa - 12/11/22)
• Defensive Rebounds	9	Steven Crawl (vs. Stanford - 11/11/22)	8	Tyler Wahl (vs. USC - 11/25/22)
• Total Rebounds	11	Steven Crawl (vs. Stanford - 11/11/22)	10	2x; MR Wahl (vs. Kansas - 11/24/22)
• Fouls	5	Jordan Davis (vs. Wake Forest - 11/29/22)	5	Tyler Wahl (MARYLAND - 12/6/22)
• Assists	7	Steven Crawl (at Iowa - 12/11/22)	5	Chucky Hepburn (vs. Stanford - 11/11/22)
• Turnovers	5	Tyler Wahl (Marquette - 12/3/22)	4	2x; MR Wahl (Iowa - 12/11/22)
• Steals	4	Hepburn & Wahl (at Iowa - 12/11/22)	3	3x; MR Klesmit (at Marquette - 12/3/22)
• Blocked Shots	3	Steven Crawl (vs. Stanford - 11/11/22)	2	Tyler Wahl (Maryland - 12/6/22)

OPPONENT

HIGH

SECOND-HIGHEST

• Points	32	Tyree Appleby (vs. Wake Forest - 11/29/22)	29	Jalen Wilson (vs. Kansas - 11/24/22)
• First-Half Points	17	Perrott-Hunt (SOUTH DAKOTA - 11/7/22)	13	Boogie Ellis (vs. USC - 11/25/22)
• Second-Half Points	20	Tyree Appleby (vs. Wake Forest - 11/29/22)	17	Jalen Wilson (vs. Kansas - 11/24/22)
• Field Goals Made	11	Tyree Appleby (vs. Wake Forest - 11/29/22)	10	Perrott-Hunt (SOUTH DAKOTA - 11/7/22)
• Field Goal Attempts	20	2x; MR Wilson (vs. Kansas - 11/24/22)	17	Kobe Elvis (vs. Dayton - 11/23/22)
• Field Goal Percentage (min. 7 made)	.687 (11-16)	Tyree Appleby (vs. Wake Forest - 11/29/22)	.500 (8-16)	Patrick McCaffery (at Iowa - 12/11/22)
• 3-Point Field Goals Made	5	Drew Peterson (vs. USC - 11/25/22)	4	Kam Jones (at Marquette - 12/3/22)
• 3-Point Field Goal Attempts	9	Kevin McCullar (vs. Kansas - 11/24/22)	8	Boogie Ellis (vs. USC - 11/25/22)
• 3-Point Field Goal Pct. (min. 3 made)	.833 (5-6)	Drew Peterson (vs. USC - 11/25/22)	.666 (4-6)	Kam Jones (at Marquette - 12/3/22)
• Free Throws Made	9	Jalen Wilson (vs. Kansas - 11/24/22)	7	Oliver Prosper (at Marquette - 12/3/22)
• Free Throw Attempts	14	Jalen Wilson (vs. Kansas - 11/24/22)	8	Oliver Prosper (at Marquette - 12/3/22)
• Free Throw Pct. (min. 5 made)	1.000 (6-6)	2x; MR Appleby (vs. Wake Forest - 11/29/22)	.875 (7-8)	Oliver Prosper (at Marquette - 12/3/22)
• Offensive Rebounds	4	Kevin McCullar (vs. Kansas - 11/24/22)	3	4x; MR Filip Rebraca (at Iowa - 12/11/22)
• Defensive Rebounds	14	Jalen Wilson (vs. Kansas - 11/24/22)	9	Toumani Camara (vs. Dayton - 11/23/22)
• Total Rebounds	14	Jalen Wilson (vs. Kansas - 11/24/22)	11	Toumani Camara (vs. Dayton - 11/23/22)
• Fouls	5	2x; Donald Carey (MARYLAND - 12/6/22)	4	11x; MR Rebraca (Iowa - 12/11/22)
• Assists	8	Tyler Kolek (at Marquette - 12/3/22)	7	Dajuan Harris (vs. Kansas - 11/24/22)
• Turnovers	5	2x; MR Hildreth (vs. Wake Forest - 11/29/22)	5	Tyler Kolek (at Marquette - 12/3/22)
• Steals	4	Zae Blake (GREEN BAY - 11/15/22)	3	3x; MR C. McCaffery (at Iowa - 12/11/22)
• Blocked Shots	4	Jones (vs. Stanford - 11/11/22)	3	2x; MR Reese (MARYLAND - 12/6/22)

THE LAST TIME WISCONSIN...

Wisconsin Team

UW ranked No. 1 in AP Top 25: Feb. 21, 2007
UW ranked in AP Top 25: No. 22 (12/12/22)
UW ranked in USA Today Coaches Poll: No. 23 (12/12/22)
Played AP No. 1-ranked opponent: Win vs. Villanova, 65-62 (3/18/17)
Defeated AP No. 1-ranked opponent: Villanova, 65-62 (3/18/17)
Played AP No. 2-ranked opponent: Win vs. Michigan, 64-54 (1/19/19)
Defeated opponent ranked 3-10 by AP: Win vs. No. 8 Purdue, 70-67 (3/1/22)
Defeated opponent ranked 11-25 by AP: Win vs. No. 13 Maryland, 64-59 (12/6/22)
Defeated AP Top 25 opponent on the road: Win at No. 17 Michigan State, 70-62 (2/8/22)

Scoring

Scored 20 or more points: 21, Tyler Wahl at Iowa (12/11/22)
Scored 30 or more points: 30, Johnny Davis at Indiana (2/15/22)
Scored 40 or more points: 43, Frank Kaminsky vs. North Dakota (11/19/13)
Two or more Badgers scored 30 points, same game: Joe Franklin (31) and Chuck Nagle (30) vs. Purdue (3/2/68) — only other time this happened in school history was Jack Brens (31) and Ken Siebel (31) vs. Utah (12/28/62)
Two or more Badgers scored 20 points, same game: Johnny Davis (25) and Brad Davison (22) vs. #14 Michigan St (1/21/22)
Three or more Badgers scored 20 points, same game: Jon Leuer (24), Josh Gasser (21), Jordan Taylor (20), vs. PVAMU (11/14/10)
Scored 20 points in one half: Johnny Davis (27 in 2nd Half) at #3 Purdue (1/3/22)
Scored 20 points/two straight games: Johnny Davis (30 at Indiana, 2/15/22; 25 vs. Michigan, 2/20/22)
Scored 20 points/three straight games: Johnny Davis (26 vs. Iowa, 1/6/22; 37 at #3 Purdue, 1/3/22; 20 vs. Illinois State, 12/29/21)
Scored 20 points/four straight games: Johnny Davis (26 vs. Iowa, 1/6/22; 37 at #3 Purdue, 1/3/22; 20 vs. Illinois State, 12/29/21; 24 at #21 Ohio State, 12/11/21)
Scored 20 points/five straight games: Johnny Davis (26 vs. Iowa, 1/6/22; 37 at #3 Purdue, 1/3/22; 20 vs. Illinois State, 12/29/21; 24 at #21 Ohio State, 12/11/21; 23 vs. Indiana, 12/8/21)
Scored 30 points/two straight games: Michael Finley (30 at Michigan, 1/29/94; 32 vs. Michigan State, 2/2/94)
No Badger scored in double figures: vs. Marquette (12/8/12)
One Badger scored in double figures: 13, Connor Essegian vs. Dayton (11/23/22)
Four players scored in double figures: Tyler Wahl (21), Connor Essegian (14), Steven Crowl (12), Chucky Hepburn (11) at Iowa (12/11/22)
Five players scored in double figures: Johnny Davis (25), Steven Crowl (11), Brad Davison (10), Chucky Hepburn (10), and Tyler Wahl (10) vs. Michigan (2/20/22)
Six players scored in double figures: Reuvers (19), Davison (15), Ford (12), King (12), Trice (11) and Pritzl (10) vs. Green Bay (11/21/19)
UW Scored 70 or more points: 78, Iowa (12/11/22)
UW Scored 80 or more points: 80, Marquette (12/3/22)
UW Scored 90 or more points: 92, vs. Arkansas-Pine Bluff (11/27/20)
UW Scored 100 or more points: 101, vs. Savannah State (12/13/18)

Field Goal Shooting

Shot 90 percent or better (min. 10 att.): .900 (9-10), Carlton McGee vs. Michigan (2/26/92)
UW shot 50 percent or better: .507, at Iowa (12/11/22)
UW shot 60 percent or better: .603, vs. Houston Baptist (11/17/18)
UW shot 70 percent or better: .744, vs. Army (12/30/79)
UW made 30 or more field goals: 33, at Iowa (12/11/22)
UW made 40 or more field goals: 42, vs. Iowa (3/9/94)
UW made 50 or more field goals: Has not happened
UW attempted 60 or more field goals: 65, at Iowa (12/11/22)
UW attempted 70 or more field goals: 70, vs. Iowa (2/18/21)
UW attempted 80 or more field goals: 83, vs. Northwestern (1/28/95)
UW attempted 100 or more field goals: 102, vs. South Dakota (12/9/72)

3-Point Field Goal Shooting

Made 5 or more 3-point field goals: Chucky Hepburn (5-6 3FG) vs. Marquette (12/3/22)
UW shot 40 percent or better (min. 8 att.): .444 (12-27) vs. Marquette (12/3/22)
UW shot 50 percent or better (min. 8 att.): .529 (9-17) at Northwestern (1/18/22)
UW shot 60 percent or better (min. 8 att.): .640 (16-25), vs. Louisville (12/19/20)
UW shot 70 percent or better (min. 8 att.): .727, at Indiana (2/25/10)
UW shot 80 percent or better (min. 8 att.): .889, vs. North Dakota St. (12/10/86)
UW shot 90 percent or better (min. 8 att.): .900, at Illinois (1/25/97)
UW made 10 or more 3-point field goals: 12, vs. Marquette (12/3/22)
UW made 15 or more 3-point field goals: 16, vs. Louisville (12/19/20)
UW attempted 30 or more 3-point field goals: 31, vs. Illinois (2/27/21)
UW attempted 40 or more 3-point field goals: 40, vs. Temple (12/3/01)

Double-Double / Triple-Double

Had a triple-double: Ethan Happ (13 pts, 12 reb, 11 ast) vs. Northwestern (1/26/19)
Had a double-double (Pts/Reb): Tyler Wahl (23 pts, 10 reb) vs. Kansas (11/24/22)
Had a double-double (Pts/Ast): Ethan Happ (10 p, 11 r, 12a) vs. Coppin St. (11/6/18)
Had a double-double (Ast/Reb): Ethan Happ (10p, 11r, 12a) vs. Coppin St. (11/6/18)
Had a double-double in consecutive games: Johnny Davis (1/30/21 and 2/2/22)
Two with double-double: Potter (24 p, 13 r) & Davison (11 p, 13 r) at Penn State (1/11/20)

Free Throw Shooting

Perfect at the FT line (min. 10 att.): 10-10, Brad Davison at Indiana (2/15/22)
UW shot 80 percent or better (min. 12 att.): .842 (16-19) vs. Green Bay (11/15/22)
UW shot 90 percent or better (min. 12 att.): .900 (19-21), vs. Green Bay (11/12/21)
UW shot 100 percent (min. 12 att.): 15-15, vs. Nebraska (12/22/20)
UW made 20 or more free throws: 20, vs. Nebraska (3/6/22)
UW made 30 or more free throws: 30, vs. Minnesota (2/13/14)
UW made 40 or more free throws: 40, vs. Minnesota (1/12/53)
UW attempted 30 or more free throws: 32, vs. Illinois State (12/29/21)
UW attempted 40 or more free throws: 42, at Illinois (2/3/13)
UW attempted 50 or more free throws: 50, at Indiana (2/12/62)
UW attempted 60 or more free throws: 61, at Michigan (2/21/53)

Rebounds

Had 10+ rebounds: 11, Steven Crowl vs. Stanford (11/11/22)
Had 15+ rebounds: 15, Johnny Davis vs. Minnesota (1/30/22)
Had 20+ rebounds: 25, Joe Chrnulich vs. St. Mary's (12/2/76)
Had 30+ rebounds: 30, Paul Morrow vs. Purdue (1/3/53)
Had 10+ reb. in consecutive games: Johnny Davis, Two Straight (1/30/21, 2/2/22)
UW had 40+ rebounds: 45, vs. Green Bay (11/15/22)
UW had 50+ rebounds: 50, vs. Green Bay (11/12/21)

Assists

Had 10 or more assists: 11, Ethan Happ vs. Northwestern (1/26/19)
Had 15 or more assists: Has not happened
UW had 20 or more assists: 22, vs. Louisville (12/19/20)
UW had 30 or more assists: 30, vs. Iowa (3/9/94)

Blocked Shots

Had 5 or more blocked shots: 9 Nate Reuvers vs. Eastern Illinois (11/8/19)
Had 10 or more blocked shots: Has not happened
UW had 10 or more blocked shots: 10 vs. Eastern Illinois (11/25/20)
UW had 15 or more blocked shots: Has not happened

Steals

Had 5 or more steals: 5, Tyler Wahl vs. #8 Purdue (3/1/22)
Had 10 or more steals: 10, Mike Kelley vs. Texas (12/7/99)
UW had 10 or more steals: 12, at Iowa (12/11/22)
UW had 15 or more steals: 16, (2x) MR vs. California (12/2/12)

Turnovers

UW had 1 or fewer turnovers: 1, vs. Iowa (1/20/15)
UW had 5 or fewer turnovers: 5, vs. Colgate (3/18/22)
UW had 0 turnovers in a half: 0 in 1H, vs. Arkansas-Pine Bluff (11/27/20)
Opponent committed 15 or more turnovers: 15, at Iowa (12/11/22)
Opponent committed 20 or more turnovers: 20, vs. Illinois (2/27/21)

Overtime

Won a game in overtime: OT at Iowa (78-75), 12/11/22
Lost a game in overtime: vs. Kansas (69-68), 11/24/22
Played a 2-overtime game: win vs. Indiana (80-73), 1/7/21
Played a 3-overtime game: loss vs. Indiana (85-86), 2/16/87
Played in consecutive OT games: (3) vs. Iowa (2/6/13), vs. Mich. (2/9/13), at Minn. (2/14/13)

Miscellaneous

Hit a buzzer beater: vs. Xavier, 3/20/16 (Bronson Koenig hits 3PT in corner, UW 66-63)
Won after trailing by at least 10 pts in second half: 17 vs. Indiana, 12/8/21 (down 42-25, 19:43 remaining - won 64-59)
Won after trailing by at least 15 pts in second half: 17 vs. Indiana, 12/8/21 (down 42-25, 19:43 remaining - won 64-59)
UW scored 10 straight points or more: 11-0 (4:08 1H) vs. Green Bay (11/15/22)
UW scored 15 straight points or more: 16-0 (16:14 - 10:57 2H) vs. Nicholls (12/15/21)
UW held opp. scoreless 5:00 or longer: 10:24 (17:26 - 7:02 1H) vs. Penn State (2/5/22)
UW held opp. scoreless for 8:00 or longer: 10:24 (17:26 - 7:02 1H) vs. Penn State (2/5/22)