



WISCONSIN BASKETBALL

26 NCAA TOURNAMENT APPEARANCES ■ 4 FINAL FOURS ■ 23 BIG TEN CHAMPIONSHIPS ■ 22 CONSENSUS ALL-AMERICANS

WISCONSIN BADGERS

2021-22 RECORD: 25-8, 15-5 BIG TEN



Rankings (AP/Coaches): --/RV
Head Coach: Greg Gard
Record at Wisconsin: 144-78 (8th Season)
Overall Record: 144-78 (8th Season)

VS

SOUTH DAKOTA COYOTES

2021-22 RECORD: 19-12, 11-7 SUMMIT



Rankings (AP/Coaches): --/--
Head Coach: Eric Peterson
Record at SD: 0-0 (1st Season)
Overall Record: 0-0 (1st Season)

MONDAY, NOVEMBER 7 ■ 7:30 P.M. (CT) ■ MADISON, WIS. ■ KOHL CENTER ■ BIG TEN NETWORK

BADGERS OFFICIALLY TIP OFF 125TH SEASON ON MONDAY

- Wisconsin begins its 125th season of men's basketball and its 8th year led by head coach Greg Gard. The 2022 Big Ten Coach of the Year, Gard has led UW to Big Ten regular-season titles two of the last three seasons.
- The Badgers officially tip off the 2022-23 season with a home opener vs. South Dakota on Monday, Nov. 7 at 7:30 p.m. on Big Ten Network.

FAST BREAK FACTS

- Wisconsin has won 23 of the last 24 home openers, including an 81-58 win over St. Francis Brooklyn last season. UW is 23-1 all-time in home openers at the Kohl Center.
 - UW is 5-0 in home openers under Gard, winning by average margin of 20.0 ppg (78.3 to 58.3).
 - The Badgers are 5-1 in season openers overall under Gard - only suffering a 65-63 OT setback vs. Saint Mary's in South Dakota in 2019.
- The Badgers unofficially opened the season last week with a 76-45 exhibition win over UW-Eau Claire. **Steven Crowl** had 14 points, 6 rebounds.
- Wisconsin is facing South Dakota for just the second time in school history. UW hosted SD back in 2010 and earned a 76-61 win.
- The Badgers return three starters from last year in sophomore **Chuckie Hepburn**, junior **Steven Crowl**, and senior **Tyler Wahl**.
 - UW returns 52.3% minutes played last season and 44.1% of its scoring, losing its top two scorers from last season in Johnny Davis and Brad Davison who accounted for 46.6% alone.
- Wisconsin welcomes a handful of new faces to the team this season in junior transfer guard **Max Klesmit** (Wofford), sophomore guard **Kamari McGee** (Green Bay), along with true freshmen **Connor Essegian**, **Luke Haertle**, **Isaac Gard** and **Ross Candelino**.
- Big Ten All-Freshman Team honoree **Chuckie Hepburn** started every game for UW as a true freshman last year. He averaged 7.9 ppg while leading UW in assists (77) and ranked 2nd in steals (36). More impressive, he maintained a 1.97 assist-to-turnover ratio (more on page 5).
- A versatile member of UW's lineup, **Tyler Wahl** does it all for the Badgers. Last season, Wahl was 3rd in scoring (11.4 ppg), 2nd in rebounding (5.9 rpg), 1st in steals (37) and 2nd in blocks (25) (more on page 5).
- 2022 Big Ten Coach of the Year and Naismith National Coach of the Year finalist, **Greg Gard** has led Wisconsin to 5 of 6 NCAA tournaments during his tenure. As 2020 Big Ten champions, UW would have also participated in the canceled tournament that year.
- Wisconsin won a share of the Big Ten title last season, marking UW's 2nd league crown in 3 seasons and the 20th regular-season championship in program history.
 - With 2 Big Ten titles during his tenure, Greg Gard joins Tom Izzo (20) and Matt Painter (2) as the only active coaches with multiple B1G titles.
 - Wisconsin has won 6 Big Ten regular season titles since 2000, trailing only Michigan St (8).
- Wisconsin led the NCAA last year committing an average of just 8.7 turnovers per game.
- The Badgers begin the season unranked in both the AP Top 25 and Coaches Poll, but don't count out UW. Over the past 15 seasons, Wisconsin has began the year unranked in the AP Top 25 six times - in 5 of those 6 instances, the Badgers finished the season ranked.



Point guard Chuckie Hepburn is coming off an All-Big Ten Freshman season in which he started all 33 games, the first true freshman to start a season opener at Wisconsin since Devin Harris in 2001.

WISCONSIN'S POTENTIAL STARTING FIVE

| No. | Name | Pts. | Reb. | Ast. | Of Note |
|-----|----------------|------|------|------|---|
| 2 | JORDAN DAVIS | 1.3 | 0.9 | 0.1 | Has played in 40 games (0 starts) at UW (27 games last year) |
| 5 | TYLER WAHL | 14.1 | 4.0 | 2.1 | Honorable Mention All-Big Ten; 2023 Julius Erving Award Watch |
| 11 | MAX KLESMIT* | 14.9 | 2.8 | 1.9 | Third-Team All-Southern Conference at Wofford (transfer) |
| 22 | STEVEN CROWL | 8.8 | 4.4 | 1.5 | Started all 33 games last season (scored double figures 13x) |
| 23 | CHUCKY HEPBURN | 7.9 | 2.1 | 2.3 | Big Ten All-Freshman Team; started all 33 games last season |

*Stats from sophomore season at Wofford

2022-23 SCHEDULE

Nov. 7 **SOUTH DAKOTA** 7:30 PM

BREW CITY BATTLE (Milwaukee, Wis.)

Nov. 11 vs. Stanford 6:30 PM

Nov. 15 **GREEN BAY** 8 PM

BATTLE 4 ATLANTIS (Paradise Island, Bahamas)

Nov. 23 vs. Dayton 1:30 PM

Nov. 24 vs. Kansas / NC State ---

Nov. 25 TBD ---

Nov. 29 **WAKE FOREST** ^ 8 PM

Dec. 3 at Marquette 3:30 PM

Dec. 6 **MARYLAND** 8 PM

Dec. 11 at Iowa 5:30 PM

Dec. 15 **LEHIGH** 6 PM

Dec. 23 **GRAMBLING STATE** 8 PM

Dec. 30 **WESTERN MICHIGAN** 7 PM

Jan. 3 **MINNESOTA** 8 PM

Jan. 7 at Illinois 1:30/2 PM

Jan. 10 **MICHIGAN STATE** 6 PM

Jan. 14 at Indiana NOON

Jan. 17 **PENN STATE** 7:30 PM

Jan. 21 at Northwestern 11 AM

Jan. 25 at Maryland 6 PM

Jan. 28 **ILLINOIS** 2 PM

Feb. 2 at Ohio State 6 PM

Feb. 5 **NORTHWESTERN** 5:30 PM

Feb. 8 at Penn State 7:30 PM

Feb. 11 at Nebraska 3 PM

Feb. 14 **MICHIGAN** 8 PM

Feb. 18 **RUTGERS** 11 AM

Feb. 22 **IOWA** 8 PM

Feb. 26 at Michigan 1 PM

March 2 **PURDUE** 8 PM

March 5 at Minnesota 6:30 PM

BIG TEN TOURNAMENT - Chicago, Ill.

Mar. 8-12 at United Center

NCAA TOURNAMENT

Mar. 16-19 Rounds 1-2

Mar. 23-26 Sweet 16 / Elite 8

April 1-3 Final Four / Championship
Houston, Texas

All times listed Central Standard Time

^ Big Ten/ACC Challenge

Home games in **BOLD CAPS**

FOLLOW THE #BADGERS

TV: BIG TEN NETWORK

App: FOX Sports | Online: btnplus.com

■ Play-by-Play: Chris Vosters

■ Analyst: Shon Morris

RADIO: BADGER SPORTS NETWORK

App: iHeartRadio | Sirius Satellite: SXM App 958

■ Play-by-Play: Matt Lepay

■ Analyst: Mike Lucas

SOCIAL MEDIA: #ONWISCONSIN

■ Twitter: @BadgerMBB

■ TikTok: badger_mbb

■ Instagram: badgermbb

■ Facebook: /WisconsinMensBasketball

■ YouTube: /WisconsinBadgers

BASKETBALL COMMUNICATIONS**GENERAL INFORMATION**

- Address: 1440 Monroe Street, Madison, WI 53711
- Website: UWBadgers.com
- Press Box Phone: (608) 262-7766

BRANDON HARRISON
 ASSISTANT DIRECTOR OF BRAND
 COMMUNICATIONS (PRIMARY)

- Phone: (608) 279-8653
- Email: bah@athletics.wisc.edu
- Twitter: @BrandonHarrison


PATRICK HERB
 DIRECTOR OF COMMUNICATIONS
 AND BRAND STRATEGY (SECONDARY)

- Phone: (608) 957-2085
- Email: pah@athletics.wisc.edu
- Twitter: @PatrickHerb

**MEDIA RESOURCES****CREDENTIAL APPLICATIONS**

- www.sportssystem.com/Wisconsin

BIG TEN MEDIA EMAIL LIST

- office.bigten.org/media

WISCONSIN BASKETBALL RECORD BOOK

- go.wisc.edu/MBBRecordBook

WIRELESS INTERNET ACCESS (KOHL CENTER)

- BadgerWiFi (connect and register with email address)

LIVE STATS - STATBROADCAST (KOHL CENTER)

- Wisconsin.StatBroadcast.com (password: buckybadger)

OFFICIAL SOCIAL MEDIA CHANNELS

- Twitter: @BadgerMBB
- TikTok: @badger_mbb
- Instagram: @badgermbb
- Facebook: /WisconsinMensBasketball
- YouTube: /WisconsinBadgers

RADIO

Radio Station: WIBA (1310 AM)

Play-by-Play Announcer: Matt Lepay

Address: P.O. Box 99
Madison, WI 53701
Phone: 608-274-5450

Color Analyst: Mike Lucas

Address: 1440 Monroe St.
Madison, WI 53711
Phone: 608-252-6474

Credentials: 2022-23 men's basketball credentials must be requested online: www.sportssystem.com/Wisconsin


Contact Brandon Harrison with questions (608-279-8653). Approved credentials will be either mailed or made available at the Brand Communications Office or with the parking attendant (white vehicle) at the entrance to Lot 46 on Frances Street, one block north of the Kohl Center



0 JAHCOBI NEATH
G, Sr., 6-4, 190
Toronto, Ontario



2 JORDAN DAVIS
G, Jr., 6-4, 200
La Crosse, Wis.




3 CONNOR ESSEGIAN
G, Fr., 6-4, 185
Fort Wayne, Ind.



4 KAMARI MCGEE
G, So., 6-0, 180
Racine, Wis.



5 TYLER WAHL
F, Sr., 6-9, 225
Lakeville, Minn.




10 ISAAC LINDSEY
G, So., 6-4, 185
Mineral Point, Wis.



11 MAX KLESMIT
G, Jr., 6-3, 200
Neenah, Wis.



12 LUKE HAERTLE
G, Fr., 6-3, 215
Hartland, Wis.




13 JUSTIN TAPHORN
G, Jr., 6-5, 215
Pekin, Ill.



14 CARTER GILMORE
F, Jr., 6-7, 225
Hartland, Wis.



15 ISAAC GARD
G, Fr., 6-2, 165
Oregon, Wis.



21 CHRIS HODGES
F, R-Fr., 6-9, 245
Schaumburg, Ill.




22 STEVEN CROWL
F, Jr., 7-0, 245
Eagan, Minn.



23 CHUCKY HEPBURN
G, So., 6-2, 205
Omaha, Neb.



30 ROSS CANDELINO
G, Fr., 6-5, 185
Jacksonville, Fla.



35 MARKUS ILVER
F, So., 6-8, 215
Tallinn, Estonia



GREG GARD
Head Coach
8th season at UW



JOE KRABBENHOFT
Associate Head Coach
7th season at UW



DEAN OLIVER
Assistant Coach
6th season at UW



SHARIF CHAMBLISS
Assistant Coach
2nd season at UW

| WISCONSIN BADGERS | POS | HT | WT | YR/ELIG | HOMETOWN (HS/LAST SCHOOL) | PRONUNCIATION |
|---------------------|-----|-----|-----|---------|--|----------------------|
| 0 Jahcobi Neath* | G | 6-4 | 190 | Sr./Sr. | Toronto, Ontario (Wake Forest) | Juh-KOBE KNEE-th |
| 2 Jordan Davis** | G | 6-4 | 200 | Jr./Jr. | La Crosse, Wis. (Central) | |
| 3 Connor Essegian | G | 6-4 | 185 | Fr./Fr. | Fort Wayne, Ind. (Central Noble) | eh-SEE-gin |
| 4 Kamari McGee | G | 6-0 | 180 | So./So. | Racine, Wis. (Racine St. Catherine's) | cuh-MAR-ee |
| 5 Tyler Wahl*** | F | 6-9 | 225 | Sr./Sr. | Lakeville, Minn. (North) | WALL |
| 10 Isaac Lindsey* | G | 6-4 | 185 | Jr./So. | Mineral Point, Wis. (UNLV) | LIN-zee |
| 11 Max Klesmit | G | 6-3 | 200 | Jr./Jr. | Neenah, Wis. (Neenah) | KLEZ-mitt |
| 12 Luke Haertle | G | 6-3 | 215 | Fr./Fr. | Hartland, Wis. (Lake Country Lutheran) | (rhymes with hurdle) |
| 13 Justin Taphorn** | G | 6-5 | 215 | Jr./Jr. | Pekin, Ill. (Pekin) | |
| 14 Carter Gilmore** | F | 6-7 | 225 | Jr./Jr. | Hartland, Wis. (Arrowhead) | |
| 15 Isaac Gard | G | 6-2 | 165 | So./Fr. | Oregon, Wis. (Oregon) | |
| 21 Chris Hodges | F | 6-9 | 245 | So./Fr. | Schaumburg, Ill. (Schaumburg) | |
| 22 Steven Crowl** | F | 7-0 | 245 | Jr./Jr. | Eagan, Minn. (Eastview) | (rhymes with growl) |
| 23 Chucky Hepburn* | G | 6-2 | 205 | So./So. | Omaha, Neb. (Bellevue West) | |
| 30 Ross Candellino | G | 6-5 | 185 | Fr./Fr. | Jacksonville, Fla. (Ponte Vedra) | |
| 35 Markus Ilver* | F | 6-8 | 215 | So./So. | Tallinn, Estonia (Western Reserve Academy) | ILL-ver |

2022-23 PRESEASON QUICK FACTS

QUICK FACTS

| | |
|-----------------------|--------------------------|
| School | University of Wisconsin |
| Location | Madison, Wis. |
| Population | 258,366 |
| Founded | 1848 |
| Enrollment | 47,932 |
| Nickname | Badgers |
| School Colors | Cardinal and White |
| Affiliation | NCAA Division I |
| Conference | Big Ten |
| Chancellor | Rebecca Blank |
| Director of Athletics | Chris McIntosh |
| Athletic Dept. Phone | 608-262-1866 |
| Ticket Office Phone | 608-262-1440 |
| Website | UWBadgers.com |
| Twitter | @BadgerMBB |
| Instagram | badgermbb |
| Facebook | /WisconsinMensBasketball |

BASKETBALL STAFF

| | |
|------------------------|-----------------------|
| Head Coach | Greg Gard |
| Alma Mater, Year | UW-Platteville, 1995 |
| Seasons | 8th at UW/8th overall |
| Overall Record | 144-78 (.649) |
| Record at Wisconsin | 144-78 (.649) |
| Big Ten Record | 84-50 (.627) |
| NCAA Tournament Record | 6-5 (.545) |

| | |
|----------------------|-----------------------------------|
| Associate Head Coach | Joe Krabbenhoft (7th year at UW) |
| Assistant Coach | Dean Oliver (6th year at UW) |
| Assistant Coach | Sharif Chambliss (2nd year at UW) |

KOHL CENTER

| | |
|-------------------------------|---------------|
| Opened | Jan. 17, 1998 |
| Seasons | 24th |
| Capacity | 17,287 |
| Student Section | AreaRED |
| Overall record at Kohl Center | 335-61 (.846) |
| Kohl Center record under Gard | 84-24 (.778) |

2021-22 IN REVIEW

| | |
|-------------------------|--------------------------------|
| Overall Record | 25-8 |
| Big Ten Record (finish) | 15-5 (T-1st) |
| Postseason | NCAA Tournament (Second Round) |

2022-23 TEAM INFORMATION

| | |
|------------------------------|------|
| Starters Returning/Lost | 3/2 |
| Letterwinners Returning/Lost | 10/6 |
| Newcomers | 6 |

RETURNING STARTERS

| | |
|---------------------------|----------------------------|
| 22 - Steven Crowl (Jr.) | .8.8 ppg, 4.4 rpg, 1.5 apg |
| 23 - Chucky Hepburn (So.) | .7.9 ppg, 2.1 rpg, 2.3 apg |
| 5 - Tyler Wahl (Sr.) | 14.1 ppg, 4.0 rpg, 2.1 apg |

OTHER RETURNING LETTERMEN

| | |
|---------------------------|--|
| 2 - Jordan Davis (Jr.) | |
| 14 - Carter Gilmore (Jr.) | |
| 35 - Markus Ilver (So.) | |
| 10 - Isaac Lindsey (So.) | |
| 0 - Jahcobi Neath (Sr.) | |
| 13 - Justin Taphorn (Jr.) | |

NEWCOMERS

| | |
|---------------------------|---|
| 30 - Ross Candelino (Fr.) | Preferred walk-on from Jacksonville, Fla. |
| 3 - Connor Essegian (Fr.) | Three-star guard from Fort Wayne, Ind. |
| 15 - Isaac Gard (Fr.) | Walk-on from Oregon, Wis. |
| 12 - Luke Haertle (Fr.) | Preferred walk-on from Hartland, Wis. |
| 11 - Max Klesmit (Jr.) | Transfer from Wofford |
| 4 - Kamari McGee (So.) | Transfer from Green Bay |

TEAM HISTORY

| | |
|--------------------------------|----------------------|
| First Year of Men's Basketball | 1898 |
| Years | 125th season |
| Overall record | 1,681-1,242-1 (.575) |
| Overall Big Ten record | 860-858 (.501) |
| NCAA tournament record | 40-25 (.615) |
| Big Ten tournament record | 26-21 (.553) |

BIG TEN REGULAR SEASON TITLES (20)

| | |
|-----------------------|--|
| Big Ten championships | 1907, 1908, 1912, 1913, 1914, 1916, 1918 1921, 1923, 1924, 1929, 1935, 1941, 1947 2002, 2003, 2008, 2015, 2020, 2022 |
|-----------------------|--|

BIG TEN TOURNAMENT TITLES (3)

| | |
|-----------------------|------------------|
| Big Ten championships | 2004, 2008, 2015 |
|-----------------------|------------------|

NCAA TOURNAMENT HISTORY

| | |
|--------------------|---|
| Appearances (Last) | 26 (2022) |
| Record | 40-25 (.615) |
| NCAA championships | 1941 |
| Final Fours | 4 (1941, 2000, 2014, 2015) |
| Eight Eights | 6 (1941, 1947, 2000, 2005, 2014, 2015) |
| Sweet 16s | 11 (1941, 2000, 2003, 2005, 2008 2011, 2012, 2014, 2015, 2016, 2017) |



CHARTING THE BADGERS

CAREER GAMES PLAYED

| | Games | Starts | Cons. Starts |
|----------------|-------|--------|--------------|
| Tyler Wahl | 94 | 53 | 15 |
| Steven Crowl | 45 | 33 | 33 |
| Jordan Davis | 41 | 0 | 0 |
| Chucky Hepburn | 33 | 33 | 33 |
| Carter Gilmore | 31 | 0 | 0 |
| Max Klesmit | 50 | 33 | 31 |
| Kamari McGee | 30 | 21 | 21 |
| Jahcobi Neath | 23 | 1 | 0 |
| Justin Taphorn | 10 | 0 | 0 |
| Markus Ilver | 8 | 0 | 0 |
| Isaac Lindsey | 6 | 0 | 0 |

DOUBLE-DIGIT POINTS

| | Career | '21-22 | Cons. |
|----------------|------------|-----------|-------|
| Max Klesmit | 32 (20-12) | 26 (17-9) | 9 |
| Tyler Wahl | 24 (19-5) | 19 (15-4) | 1 |
| Steven Crowl | 13 (12-1) | 13 (12-1) | 0 |
| Chucky Hepburn | 12 (11-1) | 12 (11-1) | 0 |
| Kamari McGee | 16 (2-14) | 16 (2-14) | 5 |

20-POINT SCORING GAMES

| | Career | '21-22 | Cons. |
|--------------|---------|---------|-------|
| Max Klesmit | 7 (4-3) | 7 (4-3) | 0 |
| Tyler Wahl | 3 (2-1) | 3 (2-1) | 0 |
| Steven Crowl | 2 (2-0) | 2 (2-0) | 0 |
| Kamari McGee | 5 (0-5) | 5 (0-5) | 1 |

30-POINT SCORING GAMES

| | Career | '21-22 | Cons. |
|-------------------|--------|--------|-------|
| No Active Players | -- | - | - |

DOUBLE-DIGIT REBOUNDS

| | Career | '21-22 | Cons. |
|------------|---------|---------|-------|
| Tyler Wahl | 7 (5-2) | 4 (4-0) | 0 |

DOUBLE-DIGIT ASSISTS

| | Career | '21-22 | Cons. |
|-------------------|--------|--------|-------|
| No Active Players | -- | -- | -- |

DOUBLE-DOUBLES

| | Career | '21-22 | Cons. |
|------------|---------|---------|-------|
| Tyler Wahl | 4 (3-1) | 2 (2-0) | 0 |

CHAMPIONSHIP DNA

- Wisconsin clinched a share of the 2022 Big Ten championship, marking the Badgers' 2nd league title in 3 seasons and the 20th in school history.
- With 2 Big Ten championships during his tenure, **Greg Gard** joins Tom Izzo (10) and Matt Painter (2) as the only active coaches with multiple Big Ten titles.
- The Badgers (20) trail only Purdue (24) and Indiana (22) for most conference titles.
- Wisconsin has won 6 Big Ten regular season titles since 2002 (02-03-08-15-20-22), matching MSU (6) for most titles during that span.

Most Big Ten Regular Season Championships

| School | B1G Titles | Since 2002 | Last |
|---------------------|------------|------------|-------------|
| 1. Purdue | 24 | 3 | 2019 |
| 2. Indiana | 22 | 3 | 2016 |
| 3. Wisconsin | 20 | 6 | 2022 |
| Ohio State | 20 | 5 | 2012 |
| 5. Illinois | 18 | 4 | 2022 |

GARD'S GUIDANCE

Entering his 8th season as head coach, **Greg Gard** has led the Badgers to Big Ten titles in two of the last three seasons and kept the program winning at a high level. In fact, Gard's resume stacks up among the Big Ten's best of the last 40 years.

- Gard has guided the Badgers to a record of 144-78 (.649), the 4th-highest win total and 3rd-highest win percentage in UW annals.

Best Win Pct, Wisconsin Coaches (min. 50 wins)

| Coach (School, Years) | Record | Pct. |
|--------------------------------------|---------------|-------------|
| 1. Bo Ryan (2002-15) | 364-130 | .737 |
| 2. Walter Meanwell (1912-17, '21-34) | 246-99 | .712 |
| 3. Greg Gard (2016-present) | 144-78 | .649 |
| 4. Dick Bennett (1996-2000) | 94-68 | .580 |
| 5. Bud Foster (1935-59) | 265-267 | .498 |

- With a conference record of 84-50, Gard's .627 win percentage is tied 6th among Big Ten coaches of the last 40 years (since 1980).

Best Win Pct, B1G Coaches w/ 50+ Wins (since 1980)

| Coach (School, Years) | Record | Pct. |
|----------------------------------|--------------|-------------|
| 1. Bo Ryan, WIS (2002-15) | 172-68 | .717 |
| 2. Bob Knight, IND (1972-2000) | 353-151 | .700 |
| 3. Tom Izzo, MSU (1995-) | 322-151 | .681 |
| 4. Thad Matta, OSU (2005-17) | 150-78 | .658 |
| 5. Mark Turgeon, MD (2015-21) | 90-50 | .643 |
| 6. Greg Gard, WIS (2016-) | 84-50 | .627 |
| Matt Painter, PUR (2005-) | 193-115 | .627 |
| 8. Gene Keady, PUR (1981-05) | 265-169 | .611 |

(thru 2021-22 regular season)

WINS ADD UP UNDER GARD

- With a regular-season record of 24-7, UW posted its best start of the Greg Gard era and the 6th-best 31-game start in program history:

Wisconsin Record Book, Best 31-Game Starts

| | Record | Pct. | Season |
|----|-------------|-------------|----------------|
| 1. | 28-3 | .897 | 2014-15 |
| 2. | 27-4 | .871 | 2006-07 |
| | 27-4 | .871 | 2007-08 |
| 4. | 25-6 | .806 | 2013-14 |
| | 25-6 | .806 | 2003-04 |
| 6. | 24-7 | .774 | 2021-22 |
| | 24-7 | .774 | 2002-03 |

- The Badgers won 24 regular season games for just the 5th time in program history.
- Including wins at No. 3 Purdue and over No. 8 Purdue this season, Gard has led UW to 10 top-10 wins, including 6 away from home.
- UW went 15-5 in the Big Ten, posting the most conference wins in the Gard era. The Badgers won 15 Big Ten games for just the 3rd time in program history. Overall, UW has won 14+ games just 5 times, and Gard-led teams are responsible for 3 of those seasons.

Wisconsin Record Book, Big Ten Wins

| | Record | Pct. | Season |
|----|-------------|-------------|----------------|
| 1. | 16-2 | .889 | 2007-08 |
| | 16-2 | .889 | 2014-15 |
| 3. | 15-5 | .750 | 2021-22 |
| 4. | 14-6 | .700 | 2018-19 |
| | 14-6 | .700 | 2019-20 |

- Wisconsin has won at least 14 Big Ten games for the 3rd time in the last 4 seasons, the only team that can make that claim.
- Over the past 4 seasons, Wisconsin has 53 Big Ten wins, the most in the league over that span (Purdue has 52). Among major conference teams, only Virginia (56), Kansas (55) and Duke (54) have more league victories.
- During the Greg Gard era (since 2015-16), Wisconsin has the most road wins of any Big Ten team, going 42-37 (.532) in such games. Michigan State is second with 40 road wins.

BIG TEN BEASTS

- Since 2001-02 when Bo Ryan and Greg Gard arrived in Madison, UW has the most Big Ten wins and best win pct. at 256-118 (.684).

Big Ten Win Pct, Since 2001-02 (thru 2022 season)

| Team | W-L | Pct. |
|---------------------|----------------|-------------|
| 1. Wisconsin | 256-118 | .684 |
| 2. Michigan State | 250-124 | .668 |
| 3. Ohio State | 231-142 | .619 |
| 4. Maryland | 89-62 | .589 |
| 5. Purdue | 219-154 | .587 |

- Wisconsin has won 12+ B1G games in 11 of last 13 seasons, the most of any Big Ten team.
- UW has also posted double-digit B1G wins in 19 of the last 21 years, the only team to do so.

SITUATIONAL RECORDS

| | 2021-22 | Under Gard |
|-----------------------------|---------|------------|
| Ahead at the half | 20-0 | 116-14 |
| Behind at the half | 3-8 | 22-59 |
| Tied at the half | 2-0 | 5-5 |
| FG% of .450 or more | 11-1 | 78-13 |
| FG% less than .450 | 14-7 | 65-65 |
| Better FG% than opp. | 15-0 | 114-13 |
| Worse FG% than opp. | 9-8 | 29-63 |
| Same FG% as opp. | 1-0 | 1-2 |
| Opp. FG% less than 45% | 17-2 | 111-28 |
| 3FG% of 40% or more | 7-1 | 64-9 |
| 3FG% less than 40% | 18-7 | 78-69 |
| Try more than 20 3FGs | 13-7 | 78-48 |
| Try 20 or fewer 3FGs | 12-1 | 65-29 |
| Make at least 70% FT | 17-5 | 89-34 |
| Try at least 20 FTs | 11-3 | 62-17 |
| Try fewer than 20 FTs | 14-5 | 79-60 |
| Out-rebound opponent | 13-2 | 86-22 |
| Tied or out-rebounded | 12-6 | 57-56 |
| Same or fewer TOs than opp. | 22-7 | 110-47 |
| More TOs than opp. | 3-1 | 33-31 |
| Commit fewer than 12 TOs | 22-7 | 111-48 |
| Commit 12 or more TOs | 3-1 | 33-29 |
| Score fewer than 50 pts. | 0-1 | 1-3 |
| Score 50-59 points | 1-2 | 7-32 |
| Score 60-69 points | 8-3 | 46-28 |
| Score 70-79 points | 11-2 | 52-12 |
| Score 80-89 points | 5-0 | 30-3 |
| Score 90 or more pts. | 0-0 | 7-0 |
| Allow fewer than 50 pts. | 2-0 | 21-1 |
| Allow 50-59 pts. | 4-1 | 42-7 |
| Allow 60-69 pts. | 15-2 | 60-27 |
| Allow 70-79 pts. | 3-3 | 17-29 |
| Allow 80-89 pts. | 1-2 | 3-13 |
| Allow 90 or more pts. | 0-0 | 0-1 |
| Overtime | 0-0 | 7-5 |
| vs. AP Top 25 opponents | 5-3 | 26-38 |
| vs. AP Top 25 opp. at home | 1-1 | 12-10 |
| Home games | 12-4 | 84-24 |
| Road games | 9-2 | 41-36 |
| Neutral site games | 4-2 | 19-18 |
| Day games | 7-3 | 46-26 |
| Night games | 18-5 | 97-52 |

GAMES DECIDED BY

| | | |
|-------------------|-----|-------|
| 3 points or less | 6-1 | 19-11 |
| 4-5 points | 6-2 | 21-17 |
| 6-10 points | 8-2 | 34-21 |
| 11-19 points | 3-3 | 38-24 |
| 20 or more points | 2-0 | 32-3 |

TELEVISED GAMES

| | | |
|--------------------|------|-------|
| CBS | 1-0 | 11-10 |
| CBS Sports Network | 0-0 | 0-1 |
| FOX | 1-0 | 3-5 |
| FS1 | 1-3 | 12-14 |
| ESPN | 3-0 | 16-12 |
| ESPN2 | 4-0 | 14-11 |
| ESPNU | 0-0 | 1-2 |
| ESPN+ | 0-0 | 3-1 |
| Big Ten Network | 12-4 | 73-18 |
| Big Ten Plus | 2-0 | 4-0 |
| TBS | 1-0 | 1-3 |
| TNT | 0-1 | 2-1 |

CHUCKY AT THE POINT

"Chucky brings a vision and a feel to the floor that we've only had with a few guys the 20 years I've been here....He's a natural at it." - Greg Gard

- A Big Ten All-Freshman honoree last year, point guard **Chucky Hepburn** started every game for the Badgers in his debut campaign.
- Hepburn averaged 7.9 ppg, while leading UW in assists (77) and ranked 2nd in steals (36).
- Hepburn became just the 5th true freshman at UW to average 7.5 ppg in the last 25 years:

Wisconsin Leading Scorers, True Freshman (since 1997)

| Player (Years) | PPG | APG |
|---------------------------------|------------|------------|
| 1. Devin Harris (2002) | 12.3 | 1.8 |
| 2. Brad Davison (2018) | 12.1 | 2.5 |
| 3. Alando Tucker (2003) | 12.0 | 1.1 |
| 4. Sam Dekker (2013) | 9.6 | 1.3 |
| 5. Chucky Hepburn (2022) | 7.9 | 2.3 |

- Hepburn maintained a 1.97 assist-to-turnover ratio with 77 dimes and 39 turnovers.
- Since 2010, Hepburn trails only Josh Gasser for the best assist-to-turnover ratio by a Badger in his freshman season.

Assist-to-Turnover Ratio in First Season (min. 30 ast)

| Player (Years) | Ast | TO | Ratio |
|------------------------------------|-----------|-----------|------------|
| 1. Josh Gasser (2010-11) | 75 | 30 | 2.5 |
| 2. Chucky Hepburn (2021-22) | 77 | 39 | 1.9 |
| 3. D'Mitrik Trice (2016-17) | 63 | 37 | 1.7 |
| 4. Brad Davison (2017-18) | 83 | 59 | 1.4 |

- Hepburn's heroics lifted Wisconsin past #8 Purdue on March 1, hitting a go-ahead 3-pointer with 1.5 seconds left. He finished with a career-high 17 pts (4-6 3FG).
- Offensively, he scored ins double figures 12x last season and UW was 11-1 in those games.
- Over the last 14 games of the regular season, Hepburn shot 42.6% 3FG (1.4 3FG/game).
- Hepburn was named to the 2023 Preseason All-Big Ten Team, along with teammate Tyler Wahl. UW was the only B1G school with two players named to the list.

CROWL COMING ON

"He's more confident. He's gone from under 220 to tickling 250 lbs now. It's not just the weight – strength is important – but it's the confidence that comes with being bigger. He can impose his will in the post. He's been hard to handle in terms of when he gets the position." - Greg Gard

After playing 12 games and a total of 39 minutes as a freshman, sophomore forward **Steven Crowl** started all 33 games last season and continued to develop and grow his game with experience.

- Along with experience, Crowl has also continued to add size to his frame. Listed at 217 as a freshman, he's now pushing 250 lbs.
- Over the final 15 games of the regular season, Crowl averaged 9.5 points per game shooting 54.4% from the floor (18-for-21 at FT line).
- Crowl reached double-figure scoring in 13 games last season, including a pair of 20+ point performances.

- Wisconsin posted a 12-1 record in games last season when Crowl scored in double figures.
- Crowl led UW in scoring at Minnesota (2/23) with 20 points, shooting 7-for-9 from the floor (5-6 FT), while also grabbing 7 rebounds.
- Crowl scored a season-high 21 points vs. Illinois State (12/29), shooting 7-for-8 FG (2-2 3FG). He also grabbed 7 rebounds that game.
- Crowl ranked 2nd for UW shooting 49.6% FG. In Big Ten play, that number climbed to 53.1% FG (69-130), including 32.6% 3FG.
- He shot 80.0% (36-45) at the free throw line, including 87.0% in Big Ten play.

WALL-TO-WAHL PLAYER

"Tyler Wahl is one of the best defenders in the country. The box score doesn't truly indicate his value." - Jay Bilas, ESPN

- **Tyler Wahl** made his presence known last year with an All-Tournament performance at the Maui Jim Maui Invitational in Las Vegas.
- In 3 games, Wahl averaged 11.0 ppg (18 pts and 4 blk in championship game), plus 5.3 rpg.
- Wahl built on that confidence, scoring double figures in 17 of the final 22 games of the season. Wahl had scored in double figures just 5 times his first two seasons as a Badger.
- That includes a career-high 23 points vs. Rutgers (2/12). Wahl shot 9-for-14 from the floor, including 1-1 3FG, 4-5 FT. He also tallied 3 rebounds, 2 assists and 2 steals.
- Wahl also had 20-point outings at Maryland (21 pts) and vs. #16 Ohio State (20 pts), which marked the first 20-pt games of his career.
- Wahl led UW in scoring vs. #8 Purdue (3/1), finishing with 19 points (8-14 FG) and 5 steals.
- Wahl has improved in each of his 3 seasons:

Wahl Year-by-Year Improvement

| Year | PPG | RPG | FG% | FT% |
|------|-------------|------------|-------------|-------------|
| 2019 | 2.6 | 2.6 | .430 | .389 |
| 2020 | 5.2 | 4.3 | .436 | .567 |
| 2021 | 11.4 | 5.9 | .516 | .700 |

- On the year, Wahl ranked 3rd on the team in scoring (11.4 ppg) and 2nd in rebounding (5.9 rpg). He led the team shooting 51.6% FG.
- Wahl also led the team in steals (37) and ranked 2nd for the Badgers lead in blocks (25).
- Wahl was 1 of 20 candidates in the country nominated to the 2023 Julius Erving Award Watch List, which annually recognizes the best small forward in the nation.
- Wahl was named to the 2023 Preseason All-Big Ten Team, along with teammate Chucky Hepburn. UW was the only B1G school with two players named to the list.



THE GARD FILE

■ Career Record (8th Season): 144-78 (.649)

- Record at Wisconsin (8th Season): 144-78 (.649)
- Big Ten Record (8th Season): 84-50 (.627)
- NCAA Tournament Appearances/Record: 5 / 6-5 (.545)
- Hometown: Cobb, Wis.
- Alma Mater: UW-Platteville, 1995 (Physical & Health Ed)
Master's Degree: UW-Platteville, 2007 (Counselor Ed)
- Family: Wife Michelle
Daughters, Mackenzie and Peyton; Son, Isaac

COACHING EXPERIENCE

| Position | School | Years |
|-------------------|------------------------|--------------|
| Assistant Coach | Southwestern (Wis.) HS | 1990-93 |
| Assistant Coach | Platteville (Wis.) HS | 1993-94 |
| Assistant Coach | UW-Platteville | 1993-99 |
| Assistant Coach | UW-Milwaukee | 1999-01 |
| Assoc. Head Coach | Wisconsin | 2001-15 |
| Head Coach | Wisconsin | 2015-Present |

CAREER HIGHLIGHTS

| Date | Highlight |
|----------------|--|
| Dec. 15, 2015 | Assumed role of interim head coach upon the retirement of Bo Ryan |
| Dec. 23, 2015 | First career win, 84-79, vs. Green Bay |
| Jan. 2, 2016 | First Big Ten win, 79-57, vs. Rutgers |
| Jan. 17, 2016 | First ranked win, 77-76, vs. #4 MSU |
| Feb. 13, 2016 | First road win over ranked team, 70-57, at #2 Maryland |
| March 7, 2016 | Officially named Wisconsin head coach |
| March 18, 2016 | First NCAA tournament win, 47-43, against 10th-seeded Pittsburgh |
| April 4, 2016 | Jim Phelan National Coach of the Year |
| March 18, 2017 | UW knocks off No. 1 overall seeded Villanova in NCAA tourney second round |
| Feb. 15, 2018 | UW tallied sixth top-10 win in three seasons under Gard (#6 Purdue, 57-53) |
| Jan. 19, 2019 | UW earned fourth win vs. top-5 team under Gard (#2 Michigan, 64-54) |
| Jan. 3, 2020 | UW won at #5 Ohio State, 61-47 |
| March 7, 2020 | Led UW to Big Ten title (60-56 W at IND) |
| March 9, 2020 | Named 2020 Big Ten Coach of the Year |
| Dec. 25, 2020 | UW wins at MSU first time since 2004 |
| Nov. 24, 2021 | UW wins first Maui Invitational tournament title in school history |
| Jan. 3, 2022 | UW wins at #3 Purdue, 74-69 |
| March 1, 2022 | Led UW to Big Ten title with 70-67 home win over #8 Purdue |
| March 8, 2022 | Named 2022 Big Ten Coach of the Year |

Greg Gard finished his seventh season leading the Wisconsin men's basketball program in 2021-22 and has proven himself to be one of the best head coaches in the Big Ten. A finalist for 2022 Naismith National Coach of the Year, Gard was named 2022 Big Ten Coach of the Year — the second time in the past three seasons — after leading the Badgers to a share of the regular season conference title in 2021-22.

Wisconsin's incredible postseason success hasn't wavered on Gard's watch either, as he's led UW to 5 of 6 NCAA tournaments during his tenure. As 2020 Big Ten champs, UW would have also participated in the cancelled tournament that year. Most recently, Gard led UW to a No. 3 seed in last season's NCAA tournament.

In his first seven seasons as head coach, Gard has a record of 144-78, the second-fastest Wisconsin coach to 100 overall wins in the NCAA tournament era. He's also guided UW to a conference record of 84-50. His .627 conference win percentage is tied for sixth best among Big Ten coaches the last 40 years.

Gard is coming off of arguably his most impressive coaching job in 2021-22. Picked to finish preseason 10th in the Big Ten, UW went 25-8 overall and 15-5 in league play, claiming a share of the Big Ten regular season title for the second time in the past three seasons. Gard was named Big Ten Coach of the Year for the second time in his career. Sophomore guard Johnny Davis garnered consensus first-team All-America honors and won Lute Olson National Player of the Year, Jerry West Shooting Guard of the Year, and Big Ten Player of the Year. Brad Davison was second-team All-Big Ten, Chucky Hepburn was an All-Big Ten Freshman, while Tyler Wahl was Honorable Mention All-Big Ten.

The 2020-21 season was unprecedented due to the global COVID-19 pandemic, but the leadership of Gard and his staff helped navigate the Badgers to an NCAA tournament appearance. UW finished 18-13 overall, highlighted by an 85-62 win over North Carolina in the first round of the NCAA tournament.

Gard's leadership during the 2019-20 season is among his best. After opening 5-5 overall and 5-5 in the Big Ten, Wisconsin won nine of its last 10 games, including its final eight games of the season to win a share of the 2020 conference championship and

claim the No. 1 seed for the later canceled Big Ten tournament. During that run, UW knocked off No. 14 Michigan State, won at No. 19 Michigan and closed the season with a win at Indiana to clinch the title.

In his inaugural season as head coach, Gard led the Badgers to the 2016 NCAA Tournament Sweet 16, becoming just the second-ever first-year coach to win the Jim Phelan National Coach of the Year award. He followed that up by leading UW to the fifth-highest single-season win total in school history (27-10) and making a second-consecutive visit to the Sweet 16.

Gard's Badgers would follow that up with another 12-6 conference campaign in 2017, finishing second in both the regular season and the Big Ten tourney. UW capped off its 27-win season with a signature win in the NCAA tournament, knocking off the nation's No. 1 team Villanova, 65-62, to advance to the Sweet 16.

In 2018-19, Gard piloted the Badgers back to the Big Dance, posting a 23-11 overall record. Wisconsin also boasted a mark of 14-6 in Big Ten play, winning 14 conference games for just the 3rd time in school history, joining 16-win seasons in 2008 and 2015.

During his tenure as head coach, Gard has helped a trio of players reach first-team All-Big Ten status: Nigel Hayes in 2016, third-team All-American Ethan Happ in both 2017, 2018 and 2019, plus Johnny Davis in 2022.

Long considered one of the top assistant coaches in the game, Gard served as an assistant at Wisconsin for 14-plus seasons (final seven as associate head coach).

Gard helped guide the Badgers to back-to-back Final Fours in 2014 and 2015, and in 2015 UW reached its first national championship game since 1941.

In fact, Gard has been on the bench for each of the top 13 winningest seasons at Wisconsin.

Prior to coming to Wisconsin in 2001, Gard spent the previous two seasons as Ryan's assistant at UW-Milwaukee. Previously, Gard served as an assistant coach to Ryan at UW-Platteville from 1993-99. During Gard's years on the Pioneer staff, UW-Platteville compiled a 161-13 (.925) record and won three NCAA Division III titles, five straight Wisconsin Intercollegiate Athletic Conference (WIAC) championships and appeared in six consecutive NCAA tournaments.

GARD YEAR-BY-YEAR

| Year | School | Record | Pct. | Conf. | Record | Place | Postseason |
|---------------------------|-----------|---------------|---------------|---------|--------------|---------------|---------------------------|
| 2015-16 | Wisconsin | 15-8 | .652 | Big Ten | 12-6 | T-3rd | NCAA Sweet 16 |
| 2016-17 | Wisconsin | 27-10 | .730 | Big Ten | 12-6 | T-2nd | NCAA Sweet 16 |
| 2017-18 | Wisconsin | 15-18 | .455 | Big Ten | 7-11 | 9th | -- |
| 2018-19 | Wisconsin | 23-11 | .676 | Big Ten | 14-6 | 4th | NCAA First Round |
| 2019-20 | Wisconsin | 21-10 | .677 | Big Ten | 14-6 | T-1st | Postseason canceled |
| 2020-21 | Wisconsin | 18-12 | .600 | Big Ten | 10-10 | -- | NCAA Second Round |
| 2021-22 | Wisconsin | 25-8 | .758 | Big Ten | 15-5 | T-1st | NCAA Second Round |
| Totals (7 seasons) | | 144-78 | (.649) | | 84-50 | (.627) | 5 NCAA appearances |

GARD vs. DIVISION I TEAMS

| Team | Home | Away | Neut. | Total |
|---------------------|------|------|-------|-------|
| Arkansas-Pine Bluff | 1-0 | 0-0 | 0-0 | 1-0 |
| Baylor | 0-0 | 0-0 | 0-2 | 0-2 |
| Central Arkansas | 1-0 | 0-0 | 0-0 | 1-0 |
| Chicago State | 2-0 | 0-0 | 0-0 | 2-0 |
| Colgate | 0-0 | 0-0 | 1-0 | 1-0 |
| Coppin State | 1-0 | 0-0 | 0-0 | 1-0 |
| Creighton | 0-0 | 0-1 | 0-0 | 0-1 |
| Eastern Illinois | 2-0 | 0-0 | 0-0 | 2-0 |
| Florida | 0-0 | 0-0 | 0-1 | 0-1 |
| Florida A&M | 1-0 | 0-0 | 0-0 | 1-0 |
| Georgetown | 0-0 | 0-0 | 1-0 | 1-0 |
| Georgia Tech | 0-0 | 1-0 | 0-0 | 1-0 |
| Grambling State | 1-0 | 0-0 | 0-0 | 1-0 |
| Green Bay | 6-0 | 0-0 | 0-0 | 6-0 |
| Houston | 0-0 | 0-0 | 1-0 | 1-0 |
| Houston Baptist | 1-0 | 0-0 | 0-0 | 1-0 |
| Idaho State | 1-0 | 0-0 | 0-0 | 1-0 |
| Illinois | 3-2 | 4-2 | 0-0 | 7-4 |
| Illinois State | 1-0 | 0-0 | 0-0 | 1-0 |
| Indiana | 6-0 | 3-2 | 1-0 | 9-2 |
| Iowa | 2-2 | 2-3 | 0-1 | 4-6 |
| Iowa State | 0-0 | 0-0 | 0-1 | 0-1 |
| Louisville | 1-0 | 0-0 | 0-0 | 1-0 |
| Loyola | 1-0 | 0-0 | 0-0 | 1-0 |
| Marquette | 2-1 | 1-2 | 0-0 | 3-3 |
| Maryland | 3-2 | 3-2 | 1-0 | 7-4 |
| UMass Lowell | 1-0 | 0-0 | 0-0 | 1-0 |
| McNeese State | 1-0 | 0-0 | 0-0 | 1-0 |
| Michigan | 4-2 | 1-3 | 0-1 | 5-6 |
| Michigan State | 2-3 | 2-4 | 0-3 | 4-10 |
| Milwaukee | 2-0 | 0-0 | 0-0 | 2-0 |
| Minnesota | 5-1 | 4-1 | 0-0 | 9-2 |
| Nebraska | 3-2 | 5-1 | 1-1 | 9-4 |
| New Mexico | 0-0 | 0-0 | 0-1 | 0-1 |

| Team | Home | Away | Neut. | Total |
|----------------------|--------------|--------------|--------------|---------------|
| Nicholls | 1-0 | 0-0 | 0-0 | 1-0 |
| North Carolina | 0-0 | 0-0 | 1-1 | 1-1 |
| North Carolina State | 1-0 | 0-1 | 0-0 | 1-1 |
| Northwestern | 3-2 | 4-1 | 1-0 | 7-3 |
| Notre Dame | 0-0 | 0-0 | 0-1 | 0-1 |
| Ohio State | 4-2 | 2-2 | 0-0 | 6-4 |
| Oklahoma | 1-0 | 0-0 | 1-0 | 2-0 |
| Oregon | 0-0 | 0-0 | 0-1 | 0-1 |
| Penn State | 4-0 | 4-1 | 1-0 | 9-1 |
| Pittsburgh | 0-0 | 0-0 | 1-0 | 1-0 |
| Prairie View A&M | 1-0 | 0-0 | 0-0 | 1-0 |
| Providence | 0-1 | 0-0 | 0-0 | 0-1 |
| Purdue | 3-2 | 1-5 | 0-0 | 4-7 |
| Rhode Island | 1-0 | 0-0 | 0-0 | 1-0 |
| Rider | 1-0 | 0-0 | 0-0 | 1-0 |
| Richmond | 0-0 | 0-0 | 0-1 | 0-1 |
| Rutgers | 4-1 | 1-2 | 1-0 | 6-3 |
| St. Francis Brooklyn | 1-0 | 0-0 | 0-0 | 1-0 |
| Saint Mary's | 0-0 | 0-0 | 1-1 | 1-1 |
| Savannah State | 1-0 | 0-0 | 0-0 | 1-0 |
| South Carolina State | 1-0 | 0-0 | 0-0 | 1-0 |
| Stanford | 0-0 | 0-0 | 1-0 | 1-0 |
| Syracuse | 1-0 | 0-0 | 0-0 | 1-0 |
| Temple | 0-0 | 0-1 | 0-0 | 0-1 |
| Tennessee | 0-0 | 1-0 | 1-0 | 2-0 |
| Texas A&M | 0-0 | 0-0 | 1-0 | 1-0 |
| UCLA | 0-0 | 0-0 | 0-1 | 0-1 |
| Villanova | 0-0 | 0-0 | 1-0 | 1-0 |
| Virginia | 0-0 | 0-1 | 0-1 | 0-2 |
| Virginia Tech | 0-0 | 0-0 | 1-0 | 1-0 |
| Western Kentucky | 1-0 | 0-1 | 0-0 | 1-1 |
| Xavier | 0-1 | 1-0 | 1-0 | 2-1 |
| Yale | 1-0 | 0-0 | 0-0 | 1-0 |
| Total | 85-24 | 40-36 | 19-18 | 144-78 |

0 | JAHCOBI NEATH

Senior | Guard | 6-4 | 190
Toronto, Ontario | Crestwood Prep (Wake Forest)



Twitter: N/A | Instagram: @jahcobiii

| INDIVIDUAL BENCHMARKS | | |
|-----------------------|--------|--------|
| | SEASON | CAREER |
| GP/GS | 23/1 | 73/10 |
| 10+ POINTS: | 0 | 6 |
| 20+ POINTS: | 0 | 0 |
| 3+ FGS MADE: | 0 | 12 |
| 2+ ASSISTS: | 1 | 28 |
| 2+ STEALS: | 1 | 8 |
| 20+ MINUTES: | 3 | 23 |

GET TO KNOW JAHCOBI

Now in his second season with Wisconsin, Jahcobi Neath looks to become a key contributor in the lineup. Hindered by injuries last year, he played in 23 games (1 start) for the Badgers, averaging 9.7 minutes per game off the bench. Neath transferred to Wisconsin from Wake Forest, where he played a total of 30 games (5 starts) over two seasons. He averaged 5.3 points (42.2% FG, 48% 3FG) and 2.2 assists per game his freshman season. As a sophomore at Wake Forest, he played 20 games (4 starts), averaging 3.8 points and 1.7 assists per game. During his prep career, Neath played internationally at the 2019 FIBA U-19 World Cup, representing Canada at the U18 and U19 levels. He played high school basketball at Crestwood Prep in Toronto and led the Lions to the 2019 national championship, averaging 26 points, 7 rebounds and 4 assists per game his senior season.

- TOP PERFORMANCES**
- **MICHIGAN (2/20/22):** Went 4-4 from the free-throw line and scored 6 points off the bench in a win
 - **NICHOLLS (12/15/21):** Made his first start at Wisconsin, finishing with 9 points and a career-high 7 rebounds, plus 2 assists
 - **PITTSBURGH (3/10/20):** Played a career-high 34 minutes posting 6 points, 4 rebounds, and 6 assists
 - Posted back-to-back 16-point contests against Georgia Tech (2/19/20) and Duke (2/25/20)

| SEASON HIGHS (2021-22) | | | CAREER HIGHS | | |
|------------------------|-------------------------------|--|--------------------------|------------------------------------|--|
| POINTS: | 9 vs. Nicholls (12/15/21) | | POINTS: | 16 (2x) MR vs. Duke (2/25/20)* | |
| FIELD GOALS: | 3 vs. Nicholls (12/15/21) | | FIELD GOALS: | 5 (2x) MR vs. Longwood (11/27/20)* | |
| FG ATTEMPTS: | 6 vs. Nicholls (12/15/21) | | FG ATTEMPTS: | 10 (2x) MR at BC (2/10/21)* | |
| 3-POINT FGS: | 1 (4x) MR vs. Purdue (3/1/22) | | 3-POINT FGS: | 2 (2x) MR at NC State (1/27/21)* | |
| 3-POINT FGAS: | 3 (2x) MR vs. Purdue (3/1/22) | | 3-POINT FGAS: | 5 at Virginia Tech (2/27/21)* | |
| FREE THROWS: | 4 vs. Michigan (2/20/22) | | FREE THROWS: | 9 vs. Duke (2/25/20)* | |
| FT ATTEMPTS: | 4 vs. Michigan (2/20/22) | | FT ATTEMPTS: | 12 vs. Duke (2/25/20)* | |
| REBOUNDS: | 7 vs. Nicholls (12/15/21) | | REBOUNDS: | 7 vs. Nicholls (12/15/21) | |
| ASSISTS: | 2 vs. Nicholls (12/15/21) | | ASSISTS: | 6 (3x) MR vs. Del. St (11/25/20)* | |
| BLOCKS: | -- | | BLOCKS: | 1 (3x) MR vs. Duke (2/17/21)* | |
| STEALS: | 2 vs. Marquette (12/4/21) | | STEALS: | 3 vs. Catawba (12/31/20)* | |
| MINUTES: | 27 vs. Nicholls (12/15/21) | | MINUTES: | 34 vs. Pittsburgh (3/10/20) | |
| | | | *recorded at Wake Forest | | |

GAME-BY-GAME STATISTICS (2021-22)

#0 NEATH, Jahcobi

| Opponent | Date | GS | MIN | Total | | 3-Pointers | | Free throws | | Rebounds | | | | PF | A | TO | BLK | STL | PTS | AVG |
|----------------------|------------|----|----------|--------|------|------------|-------|-------------|-------|----------|-----|-----|-----|----|---|----|-----|-----|-----|-----|
| | | | | FG-FGA | PCT | 3FG-3FGA | PCT | FT-FTA | PCT | OFF | DEF | TOT | AVG | | | | | | | |
| St. Francis Brooklyn | 11/09/2021 | | 17:33 | 1-5 | .200 | 0-0 | .000 | 2-2 | 1.000 | 2 | 0 | 2 | 2.0 | 0 | 0 | 1 | 0 | 0 | 4 | 4.0 |
| at Georgia Tech | 12/01/2021 | | 06:06 | 1-3 | .333 | 0-1 | .000 | 0-0 | .000 | 0 | 0 | 0 | 1.0 | 0 | 0 | 0 | 0 | 2 | 3.0 | |
| Marquette | 12/04/2021 | | 08:53 | 0-3 | .000 | 0-2 | .000 | 1-2 | .500 | 0 | 1 | 1 | 1.0 | 3 | 1 | 0 | 0 | 2 | 1.2 | |
| at Ohio St. | 12/11/2021 | | 05:55 | 0-1 | .000 | 0-0 | .000 | 0-0 | .000 | 0 | 1 | 1 | 1.0 | 0 | 1 | 0 | 0 | 0 | 1.8 | |
| Nicholls | 12/15/2021 | * | 26:44 | 3-6 | .500 | 1-1 | 1.000 | 2-2 | 1.000 | 2 | 5 | 7 | 2.2 | 3 | 2 | 0 | 1 | 1 | 9 | 3.2 |
| at Purdue | 01/03/2022 | | 02:08 | 0-1 | .000 | 0-1 | .000 | 1-2 | .500 | 0 | 1 | 1 | 2.0 | 1 | 0 | 0 | 0 | 0 | 1.8 | |
| Iowa | 01/06/2022 | | 13:40 | 1-3 | .333 | 0-1 | .000 | 0-1 | .000 | 1 | 3 | 4 | 2.3 | 1 | 1 | 1 | 0 | 0 | 2 | 2.7 |
| Ohio St. | 01/13/2022 | | 05:11 | 1-2 | .500 | 1-1 | 1.000 | 0-0 | .000 | 0 | 0 | 0 | 2.0 | 0 | 0 | 0 | 0 | 0 | 3 | 2.8 |
| at Northwestern | 01/18/2022 | | 02:04 | 0-0 | .000 | 0-0 | .000 | 0-0 | .000 | 0 | 0 | 0 | 1.8 | 0 | 0 | 0 | 0 | 0 | 0 | 2.4 |
| Michigan St. | 01/21/2022 | | 10:36 | 1-3 | .333 | 1-3 | .333 | 0-0 | .000 | 0 | 0 | 0 | 1.6 | 0 | 0 | 0 | 0 | 0 | 3 | 2.5 |
| at Nebraska | 01/27/2022 | | 02:21 | 0-1 | .000 | 0-0 | .000 | 0-0 | .000 | 0 | 0 | 0 | 1.5 | 0 | 0 | 0 | 0 | 0 | 0 | 2.3 |
| Minnesota | 01/30/2022 | | 02:39 | 0-0 | .000 | 0-0 | .000 | 0-0 | .000 | 0 | 0 | 0 | 1.3 | 0 | 1 | 0 | 0 | 0 | 0 | 2.1 |
| at Illinois | 02/02/2022 | | 03:18 | 0-0 | .000 | 0-0 | .000 | 0-0 | .000 | 1 | 0 | 1 | 1.3 | 0 | 0 | 0 | 0 | 0 | 0 | 1.9 |
| Penn St. | 02/05/2022 | | 09:19 | 0-0 | .000 | 0-0 | .000 | 0-0 | .000 | 0 | 2 | 2 | 1.4 | 0 | 0 | 0 | 0 | 0 | 0 | 1.8 |
| at Michigan St. | 02/08/2022 | | 13:01 | 0-1 | .000 | 0-0 | .000 | 0-0 | .000 | 1 | 1 | 2 | 1.4 | 0 | 0 | 2 | 0 | 1 | 0 | 1.7 |
| Rutgers | 02/12/2022 | | 09:12 | 0-0 | .000 | 0-0 | .000 | 0-0 | .000 | 0 | 1 | 1 | 1.4 | 3 | 0 | 1 | 0 | 0 | 0 | 1.6 |
| Michigan | 02/20/2022 | | 12:05 | 1-2 | .500 | 0-1 | .000 | 4-4 | 1.000 | 0 | 0 | 0 | 1.3 | 1 | 0 | 0 | 0 | 0 | 6 | 1.8 |
| at Rutgers | 02/26/2022 | | 02:16 | 0-0 | .000 | 0-0 | .000 | 0-0 | .000 | 0 | 0 | 0 | 1.2 | 0 | 0 | 0 | 0 | 0 | 0 | 1.7 |
| Purdue | 03/01/2022 | | 15:44 | 1-4 | .250 | 1-3 | .333 | 0-0 | .000 | 1 | 3 | 4 | 1.4 | 0 | 0 | 0 | 0 | 0 | 3 | 1.8 |
| Nebraska | 03/06/2022 | | 22:41 | 1-4 | .250 | 0-2 | .000 | 0-0 | .000 | 1 | 3 | 4 | 1.5 | 1 | 1 | 0 | 0 | 0 | 2 | 1.8 |
| vs Michigan St. | 03/11/2022 | | 06:22 | 0-1 | .000 | 0-0 | .000 | 0-0 | .000 | 0 | 0 | 0 | 1.4 | 0 | 0 | 0 | 0 | 0 | 0 | 1.7 |
| vs Colgate | 03/18/2022 | | 04:28 | 0-0 | .000 | 0-0 | .000 | 0-0 | .000 | 0 | 0 | 0 | 1.4 | 0 | 0 | 0 | 0 | 0 | 0 | 1.6 |
| vs Iowa St. | 03/20/2022 | | 21:21 | 0-3 | .000 | 0-2 | .000 | 1-2 | .500 | 0 | 4 | 4 | 1.5 | 0 | 1 | 1 | 0 | 0 | 1 | 1.6 |
| Totals | | | 1 223:38 | 11-43 | .256 | 4-18 | .222 | 11-15 | .733 | 9 | 25 | 34 | 1.5 | 13 | 8 | 6 | 1 | 4 | 37 | 1.6 |

Player Averages

| Games Played | Minutes/game | Points/game | FG Pct | 3FG Pct | FT Pct | Rebounds/game | Assists/game | Turnovers/game | Assist/Turnover ratio | Steals/game | Blocks/game |
|--------------|--------------|-------------|--------|---------|--------|---------------|--------------|----------------|-----------------------|-------------|-------------|
| 23 | 9.7 | 1.6 | 25.6 | 22.2 | 73.3 | 1.5 | 0.3 | 0.3 | 1.3 | 0.2 | 0.0 |

| CAREER STATISTICS | | | | | | | | | | | | | | | | | | | | | |
|-------------------|------|-------------|-----|-----|---------|------|----------|------|----------|------|-----|-----|-----|-----|---------|----------|-----|-----|-----|----|-----|
| NEATH, Jahcobi | | | | | | | | | | | | | | | | | | | | | |
| | | Field Goals | | | 3-Point | | F-Throws | | Rebounds | | | | | | Scoring | | | | | | |
| SEASON | TEAM | GP-GS | MIN | AVG | FG-FGA | FG% | 3FG-3FGA | 3FG% | FT-FTA | FT% | OFF | DEF | TOT | AVG | PF-FO | A TO BLK | STL | PTS | AVG | | |
| 2021-22 | Wisc | 23-1 | 224 | 9.7 | 11-43 | .256 | 4-18 | .222 | 11-15 | .733 | 9 | 25 | 34 | 1.5 | 13-0 | 8 | 6 | 1 | 4 | 37 | 1.6 |
| TOTAL | | 23-1 | 224 | 9.7 | 11-43 | .256 | 4-18 | .222 | 11-15 | .733 | 9 | 25 | 34 | 1.5 | 13-0 | 8 | 6 | 1 | 4 | 37 | 1.6 |

2 | JORDAN DAVIS

Junior | Guard | 6-4 | 200
La Crosse, Wis. | La Crosse Central



Twitter: @jordan_davis_23 | Instagram: @jordan.davis.24

| INDIVIDUAL BENCHMARKS | | |
|-----------------------|--------|--------|
| | SEASON | CAREER |
| GP/GS | 27/0 | 40/0 |
| 5+ POINTS: | 1 | 1 |
| 10+ POINTS: | -- | -- |
| 2+ 3-PTERS MADE: | -- | -- |
| 20+ MINUTES: | 1 | 1 |
| LED UW IN PTS: | -- | -- |
| LED UW IN 3PT FG: | -- | -- |

GET TO KNOW JORDAN

Jordan Davis looks to establish himself in UW's lineup this season after earning playing time in 27 games last season for the Badgers. He averaged 6.5 minutes per game off the bench last year, including a season-high 7 points in UW's win at Minnesota. A standout athlete at La Crosse Central, Davis helped lead his team to the WIAA Division 2 state tournament each of his three years on the varsity team, capturing the state title in 2017. Davis finished his high school career with 1,101 points, 470 rebounds, 270 assists and 187 steals. Davis averaged 12.3 points, 5.5 rebounds and 3.7 assists per game as a senior, helping the Red Raiders complete a 20-5 season. On the football field, Davis was also an impressive wide receiver for the Red Raiders, posting 358 receiving yards with 5 TDs through three games before suffering a season-ending injury. He hauled in 49 receptions for 873 yards and 10 touchdowns as a junior.

TOP PERFORMANCES

■ at MINNESOTA (2/23/22): Played a season-high 20 minutes, finishing with 7 points (3-3 FG, 1-1 3FG), 2 rebounds and 2 assists.

| SEASON HIGHS (2021-22) | |
|------------------------|------------------------------------|
| POINTS: | 7 at Minnesota (2/23/22) |
| FIELD GOALS: | 3 at Minnesota (2/23/22) |
| FG ATTEMPTS: | 5 vs. Nebraska (3/6/22) |
| 3-POINT FGS: | 1 (7x) MR vs. Nebraska (3/6/22) |
| 3-POINT FGAS: | 5 vs. Nebraska (3/6/22) |
| FREE THROWS: | 1 vs. Michigan (2/20/22) |
| FT ATTEMPTS: | 2 vs. Michigan (2/20/22) |
| REBOUNDS: | 4 vs. Texas A&M (11/22/21) |
| ASSISTS: | 2 at Minnesota (2/23/22) |
| BLOCKS: | 1 (2x) MR vs. Iowa State (3/20/22) |
| STEALS: | 1 (4x) MR at Purdue (1/3/22) |
| MINUTES: | 20 at Minnesota (2/23/22) |

| CAREER HIGHS | |
|---------------|------------------------------------|
| POINTS: | 7 at Minnesota (2/23/22) |
| FIELD GOALS: | 3 at Minnesota (2/23/22) |
| FG ATTEMPTS: | 5 vs. Nebraska (3/6/22) |
| 3-POINT FGS: | 1 (9x) MR vs. Nebraska (3/6/22) |
| 3-POINT FGAS: | 5 vs. Nebraska (3/6/22) |
| FREE THROWS: | 1 vs. Michigan (2/20/22) |
| FT ATTEMPTS: | 2 vs. Michigan (2/20/22) |
| REBOUNDS: | 4 vs. Texas A&M (11/22/21) |
| ASSISTS: | 2 at Minnesota (2/23/22) |
| BLOCKS: | 1 (2x) MR vs. Iowa State (3/20/22) |
| STEALS: | 1 (4x) MR at Purdue (1/3/22) |
| MINUTES: | 20 at Minnesota (2/23/22) |

| GAME-BY-GAME STATISTICS (2021-22) | | | | | | | | | | | | | | | | | | | | | | |
|-----------------------------------|------------|----|-------|--------|-------|------------|-------|-------------|------|----------|-----|-----|-----|-----|----|----|-----|-----|-----|-----|-----|--|
| #2 DAVIS, Jordan | | | | | | | | | | | | | | | | | | | | | | |
| Opponent | Date | GS | MIN | Total | | 3-Pointers | | Free throws | | Rebounds | | | | PF | A | TO | BLK | STL | PTS | AVG | | |
| | | | | FG-FGA | PCT | 3FG-3FGA | PCT | FT-FTA | PCT | OFF | DEF | TOT | AVG | | | | | | | | | |
| St. Francis Brooklyn | 11/09/2021 | | 04:13 | 1-2 | .500 | 1-2 | .500 | 0-0 | .000 | 0 | 0 | 0 | 0.0 | 0 | 0 | 1 | 0 | 0 | 3 | 3.0 | | |
| Green Bay | 11/12/2021 | | 06:32 | 2-2 | 1.000 | 0-0 | .000 | 0-0 | .000 | 1 | 1 | 2 | 1.0 | 2 | 0 | 1 | 0 | 1 | 4 | 3.5 | | |
| Providence | 11/15/2021 | | 00:13 | 1-1 | 1.000 | 1-1 | 1.000 | 0-0 | .000 | 0 | 0 | 0 | 0.7 | 0 | 0 | 0 | 0 | 0 | 3 | 3.3 | | |
| vs Texas A&M | 11/22/2021 | | 06:07 | 1-1 | 1.000 | 1-1 | 1.000 | 0-0 | .000 | 1 | 3 | 4 | 1.5 | 1 | 0 | 0 | 0 | 1 | 3 | 3.3 | | |
| vs Houston | 11/23/2021 | | 05:27 | 0-0 | .000 | 0-0 | .000 | 0-0 | .000 | 0 | 1 | 1 | 1.4 | 1 | 0 | 0 | 0 | 0 | 0 | 2.6 | | |
| Marquette | 12/04/2021 | | 03:09 | 0-0 | .000 | 0-0 | .000 | 0-0 | .000 | 0 | 0 | 0 | 1.2 | 0 | 1 | 0 | 0 | 0 | 0 | 2.2 | | |
| Indiana | 12/08/2021 | | 12:17 | 1-4 | .250 | 1-4 | .250 | 0-0 | .000 | 0 | 1 | 1 | 1.1 | 0 | 0 | 0 | 0 | 0 | 3 | 2.3 | | |
| at Ohio St. | 12/11/2021 | | 15:45 | 1-2 | .500 | 0-0 | .000 | 0-1 | .000 | 1 | 1 | 2 | 1.3 | 0 | 0 | 0 | 1 | 1 | 2 | 2.3 | | |
| Nicholls | 12/15/2021 | | 07:19 | 0-1 | .000 | 0-1 | .000 | 0-0 | .000 | 1 | 1 | 2 | 1.3 | 0 | 1 | 0 | 0 | 0 | 0 | 2.0 | | |
| Illinois St. | 12/29/2021 | | 08:58 | 0-0 | .000 | 0-0 | .000 | 0-0 | .000 | 0 | 0 | 0 | 1.2 | 2 | 0 | 0 | 0 | 0 | 0 | 1.8 | | |
| at Purdue | 01/03/2022 | | 04:44 | 0-1 | .000 | 0-1 | .000 | 0-0 | .000 | 0 | 2 | 2 | 1.3 | 1 | 0 | 0 | 0 | 1 | 0 | 1.6 | | |
| Iowa | 01/06/2022 | | 01:02 | 0-0 | .000 | 0-0 | .000 | 0-0 | .000 | 0 | 0 | 0 | 1.2 | 0 | 0 | 0 | 0 | 0 | 0 | 1.5 | | |
| at Maryland | 01/09/2022 | | 04:41 | 1-1 | 1.000 | 1-1 | 1.000 | 0-0 | .000 | 0 | 0 | 0 | 1.1 | 1 | 0 | 1 | 0 | 0 | 3 | 1.6 | | |
| Ohio St. | 01/13/2022 | | 02:59 | 0-1 | .000 | 0-0 | .000 | 0-0 | .000 | 0 | 0 | 0 | 1.0 | 0 | 0 | 0 | 0 | 0 | 0 | 1.5 | | |
| at Northwestern | 01/18/2022 | | 01:36 | 0-0 | .000 | 0-0 | .000 | 0-0 | .000 | 0 | 1 | 1 | 1.0 | 0 | 0 | 0 | 0 | 0 | 0 | 1.4 | | |
| Michigan St. | 01/21/2022 | | 00:60 | 0-0 | .000 | 0-0 | .000 | 0-0 | .000 | 0 | 0 | 0 | 0.9 | 0 | 0 | 0 | 0 | 0 | 0 | 1.3 | | |
| at Nebraska | 01/27/2022 | | 09:07 | 0-2 | .000 | 0-1 | .000 | 0-0 | .000 | 1 | 1 | 2 | 1.0 | 0 | 1 | 0 | 1 | 0 | 0 | 1.2 | | |
| at Illinois | 02/02/2022 | | 01:12 | 0-0 | .000 | 0-0 | .000 | 0-0 | .000 | 0 | 0 | 0 | 0.9 | 2 | 0 | 0 | 0 | 0 | 0 | 1.2 | | |
| Penn St. | 02/05/2022 | | 01:24 | 0-1 | .000 | 0-0 | .000 | 0-0 | .000 | 0 | 0 | 0 | 0.9 | 0 | 0 | 0 | 0 | 0 | 0 | 1.1 | | |
| at Indiana | 02/15/2022 | | 06:05 | 0-3 | .000 | 0-2 | .000 | 0-0 | .000 | 0 | 0 | 0 | 0.9 | 1 | 0 | 1 | 0 | 0 | 0 | 1.1 | | |
| Michigan | 02/20/2022 | | 00:49 | 0-0 | .000 | 0-0 | .000 | 1-2 | .500 | 0 | 0 | 0 | 0.8 | 0 | 0 | 0 | 0 | 0 | 1 | 1.0 | | |
| at Minnesota | 02/23/2022 | | 20:13 | 3-3 | 1.000 | 1-1 | 1.000 | 0-0 | .000 | 0 | 2 | 2 | 0.9 | 0 | 2 | 0 | 0 | 0 | 7 | 1.3 | | |
| at Rutgers | 02/26/2022 | | 10:55 | 0-1 | .000 | 0-1 | .000 | 0-0 | .000 | 1 | 0 | 1 | 0.9 | 1 | 0 | 0 | 0 | 0 | 0 | 1.3 | | |
| Purdue | 03/01/2022 | | 05:59 | 0-2 | .000 | 0-2 | .000 | 0-0 | .000 | 0 | 0 | 0 | 0.8 | 2 | 0 | 0 | 0 | 0 | 0 | 1.2 | | |
| Nebraska | 03/06/2022 | | 12:44 | 1-5 | .200 | 1-5 | .200 | 0-0 | .000 | 1 | 0 | 1 | 0.8 | 0 | 0 | 0 | 0 | 0 | 3 | 1.3 | | |
| vs Michigan St. | 03/11/2022 | | 09:55 | 0-3 | .000 | 0-2 | .000 | 0-0 | .000 | 0 | 1 | 1 | 0.8 | 1 | 0 | 1 | 0 | 0 | 0 | 1.2 | | |
| vs Iowa St. | 03/20/2022 | | 11:01 | 1-4 | .250 | 1-3 | .333 | 0-0 | .000 | 2 | 0 | 2 | 0.9 | 4 | 0 | 0 | 1 | 0 | 3 | 1.3 | | |
| Totals | | | 0 | 175:25 | 13-40 | .325 | 8-28 | .286 | 1-3 | .333 | 9 | 15 | 24 | 0.9 | 19 | 4 | 6 | 3 | 4 | 35 | 1.3 | |

| Player Averages | | | | | | | | | | | |
|-----------------|--------------|-------------|--------|---------|--------|---------------|--------------|----------------|-----------------------|-------------|-------------|
| Games Played | Minutes/game | Points/game | FG Pct | 3FG Pct | FT Pct | Rebounds/game | Assists/game | Turnovers/game | Assist/Turnover ratio | Steals/game | Blocks/game |
| 27 | 6.5 | 1.3 | 32.5 | 28.6 | 33.3 | 0.9 | 0.1 | 0.2 | 0.7 | 0.1 | 0.1 |

CAREER STATISTICS

DAVIS, Jordan

| | | Field Goals | | 3-Point | | F-Throws | | Rebounds | | | | | | | | Scoring | | | |
|--------------|-------|-------------|--------|---------|----------|----------|--------|----------|-----|-----|-----|-----|-------|---|----|---------|-----|-----|-----|
| SEASON TEAM | GP-GS | MIN/AVG | FG-FGA | FG% | 3FG-3FGA | 3FG% | FT-FTA | FT% | OFF | DEF | TOT | AVG | PF-FO | A | TO | BLK | STL | PTS | AVG |
| 2020-21 Wisc | 13-0 | 20/1.6 | 3-6 | .500 | 2-5 | .400 | 0-0 | .000 | 0 | 1 | 1 | 0.1 | 0-0 | 0 | 1 | 0 | 0 | 8 | 0.6 |
| 2021-22 Wisc | 27-0 | 175/6.5 | 13-40 | .325 | 8-28 | .286 | 1-3 | .333 | 9 | 15 | 24 | 0.9 | 19-0 | 4 | 6 | 3 | 4 | 35 | 1.3 |
| TOTAL | 40-0 | 196/4.9 | 16-46 | .348 | 10-33 | .303 | 1-3 | .333 | 9 | 16 | 25 | 0.6 | 19-0 | 4 | 7 | 3 | 4 | 43 | 1.1 |

4 | KAMARI McGEE

Sophomore | Guard | 6-0 | 180
Racine, Wis. | Racine St. Catherine's (Green Bay)



Twitter: @KamariMcGee | Instagram: @killa_._kam

INDIVIDUAL BENCHMARKS

| | SEASON | CAREER |
|------------------|--------|--------|
| GP/GS: | 30/21 | 30/21 |
| 10+ POINTS: | 16 | 16 |
| 20+ POINTS: | 5 | 5 |
| 5+ REBOUNDS: | 5 | 5 |
| 3+ ASSISTS: | 9 | 9 |
| 2+ STEALS: | 8 | 8 |
| LED TEAM IN PTS: | 11 | 11 |
| LED TEAM IN AST: | 12 | 12 |

GET TO KNOW KAMARI

A sophomore from Racine, Wisconsin, Kamari McGee returns home to play for the Badgers after transferring from Green Bay. The point guard was named to the 2021-22 Horizon League All-Freshman Team last season, playing in 30 games (20 starts) for the Phoenix as the team's leading scorer with 11.6 points per game. McGee posted four 20-plus point performances in his freshman season at Green Bay, including a career-high 24 points against Wright State. A standout prep athlete at Racine St. Catherine's, McGee helped lead the Angels to a 29-1 record his senior season and capture the 2020 WIAA Division 3 state championship. He averaged 17 points, seven rebounds and four assists per game as a senior.

TOP CAREER PERFORMANCES

- WRIGHT STATE (2/9/22): Finished with a career-high 24 points, 5 rebounds and 5 steals.

SEASON HIGHS (2021-22)

POINTS: 24 vs. Wright State (2/9/22)*
FIELD GOALS: 9 (2x) MR vs. Wright State (2/9/22)*
FG ATTEMPTS: 19 vs. UIC (1/15/22)*
3-POINT FGS: 2 (9x) MR vs. Detroit (3/1/22)*
3-POINT FGAS: 8 at Milwaukee (2/13/22)*
FREE THROWS: 8 vs. Milwaukee (1/5/22)*
FT ATTEMPTS: 8 vs. Milwaukee (1/5/22)*
REBOUNDS: 9 (2x) MR vs. Detroit (3/1/22)*
ASSISTS: 4 (2x) MR vs. Cleveland St (2/20/22)*
BLOCKS: 1 (2x) MR vs. Pur-Ft Wayne (2/18/22)*
STEALS: 4 at IUPUI (2/26/22)*
MINUTES: 40 vs. UIC (1/15/22)*

CAREER HIGHS

POINTS: 24 vs. Wright State (2/9/22)*
FIELD GOALS: 9 (2x) MR vs. Wright State (2/9/22)*
FG ATTEMPTS: 19 vs. UIC (1/15/22)*
3-POINT FGS: 2 (9x) MR vs. Detroit (3/1/22)*
3-POINT FGAS: 8 at Milwaukee (2/13/22)*
FREE THROWS: 8 vs. Milwaukee (1/5/22)*
FT ATTEMPTS: 8 vs. Milwaukee (1/5/22)*
REBOUNDS: 9 (2x) MR vs. Detroit (3/1/22)*
ASSISTS: 4 (2x) MR vs. Cleveland St (2/20/22)*
BLOCKS: 1 (2x) MR vs. Pur-Ft Wayne (2/18/22)*
STEALS: 4 at IUPUI (2/26/22)*
MINUTES: 40 vs. UIC (1/15/22)*

*recorded at Green Bay

GAME-BY-GAME STATISTICS (2021-22)

#2 MCGEE, Kamari

| Opponent | Date | GS | MIN | Total | | 3-Pointers | | Free throws | | Rebounds | | PF | A | TO | BLK | STL | PTS | AVG | | | |
|----------------------|------------|----|-------|--------|---------|------------|-------|-------------|-------|----------|-----|----|----|-----|-----|-----|-----|-----|------|-----|------|
| | | | | FG-FGA | PCT | 3FG-3FGA | PCT | FT-FTA | PCT | OFF | DEF | | | | | | | | TOT | AVG | |
| Indiana St. | 11/09/2021 | | 26:13 | 6-13 | .462 | 2-5 | .400 | 0-0 | .000 | 1 | 1 | 2 | 2 | 3 | 2 | 2 | 0 | 14 | 14.0 | | |
| at Wisconsin | 11/12/2021 | | 21:32 | 2-9 | .222 | 0-1 | .000 | 0-0 | .000 | 0 | 3 | 3 | 2 | 5 | 2 | 1 | 4 | 0 | 9.0 | | |
| vs UNC Greensboro | 11/18/2021 | | 20:50 | 2-7 | .286 | 1-3 | .333 | 1-2 | .500 | 0 | 0 | 0 | 1 | 7 | 1 | 1 | 0 | 0 | 6 | 8.0 | |
| vs FIU | 11/19/2021 | | 25:24 | 1-8 | .125 | 1-4 | .250 | 4-4 | 1.000 | 0 | 2 | 2 | 1 | 8 | 3 | 0 | 2 | 0 | 7 | 7.0 | |
| vs Weber St. | 11/21/2021 | | 14:28 | 2-9 | .222 | 0-3 | .000 | 0-0 | .000 | 1 | 0 | 1 | 1 | 6 | 0 | 2 | 1 | 0 | 0 | 4 | 7.0 |
| Wis.-Superior | 11/27/2021 | | 14:50 | 2-9 | .222 | 0-2 | .000 | 0-0 | .000 | 0 | 2 | 2 | 1 | 7 | 2 | 1 | 2 | 0 | 1 | 4 | 6.5 |
| Robert Morris | 12/02/2021 | | 08:04 | 0-3 | .000 | 0-2 | .000 | 2-3 | .667 | 1 | 0 | 1 | 1 | 6 | 0 | 0 | 0 | 0 | 0 | 2 | 5.9 |
| Youngstown St. | 12/04/2021 | | 16:19 | 3-5 | .600 | 1-3 | .333 | 1-1 | 1.000 | 1 | 1 | 2 | 1 | 6 | 1 | 1 | 3 | 0 | 8 | 6.1 | |
| at Kansas City | 12/10/2021 | | 26:27 | 7-13 | .538 | 1-1 | 1.000 | 4-6 | .667 | 2 | 3 | 5 | 2 | 0 | 2 | 3 | 3 | 1 | 2 | 19 | 7.6 |
| at Kansas St. | 12/12/2021 | * | 32:57 | 5-9 | .556 | 1-4 | .250 | 3-3 | 1.000 | 1 | 2 | 3 | 2 | 1 | 3 | 2 | 2 | 0 | 14 | 8.2 | |
| at Minnesota | 12/22/2021 | * | 31:14 | 7-14 | .500 | 0-3 | .000 | 0-0 | .000 | 0 | 0 | 0 | 1 | 9 | 1 | 3 | 1 | 0 | 1 | 14 | 8.7 |
| at Northern Ky. | 12/30/2021 | * | 37:18 | 6-14 | .429 | 1-6 | .167 | 2-2 | 1.000 | 1 | 2 | 3 | 2 | 0 | 4 | 1 | 3 | 0 | 2 | 15 | 9.3 |
| at Wright St. | 01/01/2022 | * | 33:45 | 4-12 | .333 | 0-2 | .000 | 1-2 | .500 | 0 | 2 | 2 | 2 | 0 | 4 | 2 | 2 | 0 | 1 | 9 | 9.2 |
| Milwaukee | 01/05/2022 | * | 37:01 | 6-15 | .400 | 2-4 | .500 | 8-8 | 1.000 | 1 | 1 | 2 | 2 | 0 | 2 | 2 | 2 | 0 | 1 | 22 | 10.1 |
| IUPUI | 01/13/2022 | * | 33:11 | 4-13 | .308 | 0-3 | .000 | 4-4 | 1.000 | 0 | 0 | 0 | 1 | 9 | 2 | 3 | 2 | 0 | 0 | 12 | 10.3 |
| UIC | 01/15/2022 | * | 40:00 | 9-19 | .474 | 2-4 | .500 | 3-5 | .600 | 1 | 2 | 3 | 1 | 9 | 3 | 1 | 2 | 0 | 1 | 23 | 11.1 |
| Detroit Mercy | 01/20/2022 | * | 23:29 | 3-6 | .500 | 2-4 | .500 | 0-0 | .000 | 0 | 1 | 1 | 1 | 9 | 4 | 2 | 2 | 0 | 0 | 8 | 10.9 |
| Oakland | 01/22/2022 | * | 27:53 | 1-8 | .125 | 0-2 | .000 | 0-0 | .000 | 0 | 2 | 2 | 1 | 9 | 5 | 4 | 4 | 0 | 3 | 2 | 10.4 |
| at Youngstown St. | 01/27/2022 | * | 37:55 | 4-12 | .333 | 0-2 | .000 | 2-2 | 1.000 | 0 | 4 | 4 | 2 | 0 | 3 | 2 | 4 | 0 | 1 | 10 | 10.4 |
| at Robert Morris | 01/29/2022 | * | 32:46 | 6-12 | .500 | 0-0 | .000 | 3-4 | .750 | 0 | 2 | 2 | 2 | 0 | 4 | 2 | 3 | 0 | 1 | 15 | 10.6 |
| at Cleveland St. | 02/04/2022 | * | 34:59 | 2-13 | .154 | 0-2 | .000 | 3-4 | .750 | 0 | 2 | 2 | 2 | 0 | 3 | 1 | 1 | 0 | 3 | 7 | 10.4 |
| at Purdue Fort Wayne | 02/06/2022 | * | 28:14 | 4-9 | .444 | 0-1 | .000 | 0-0 | .000 | 0 | 2 | 2 | 2 | 0 | 3 | 3 | 2 | 0 | 1 | 8 | 10.3 |
| Wright St. | 02/09/2022 | * | 36:31 | 9-17 | .529 | 2-3 | .667 | 4-5 | .800 | 0 | 5 | 5 | 2 | 1 | 1 | 1 | 3 | 0 | 3 | 24 | 10.9 |
| Northern Ky. | 02/11/2022 | * | 31:13 | 1-10 | .100 | 1-4 | .250 | 0-0 | .000 | 1 | 2 | 3 | 2 | 2 | 3 | 3 | 4 | 0 | 1 | 3 | 10.6 |
| at Milwaukee | 02/13/2022 | * | 36:05 | 2-14 | .143 | 2-8 | .250 | 0-2 | .000 | 0 | 4 | 4 | 2 | 2 | 3 | 3 | 1 | 0 | 0 | 6 | 10.4 |
| Purdue Fort Wayne | 02/18/2022 | * | 28:09 | 6-12 | .500 | 2-3 | .667 | 5-5 | 1.000 | 1 | 4 | 5 | 2 | 3 | 1 | 1 | 6 | 1 | 2 | 19 | 10.7 |
| Cleveland St. | 02/20/2022 | * | 38:17 | 7-14 | .500 | 0-2 | .000 | 2-3 | .667 | 2 | 1 | 3 | 2 | 4 | 0 | 4 | 4 | 0 | 1 | 16 | 10.9 |
| at UIC | 02/24/2022 | * | 31:18 | 7-15 | .467 | 2-5 | .400 | 4-4 | 1.000 | 1 | 8 | 9 | 2 | 6 | 4 | 3 | 1 | 0 | 3 | 20 | 11.3 |
| at IUPUI | 02/26/2022 | * | 29:38 | 6-10 | .600 | 0-1 | .000 | 1-2 | .500 | 0 | 1 | 1 | 2 | 6 | 3 | 2 | 5 | 0 | 4 | 13 | 11.3 |
| at Detroit Mercy | 03/01/2022 | * | 37:30 | 8-16 | .500 | 2-4 | .500 | 2-2 | 1.000 | 1 | 8 | 9 | 2 | 8 | 2 | 2 | 5 | 0 | 0 | 20 | 11.6 |
| Totals | | | 21 | 873:30 | 132-340 | .388 | 25-91 | .275 | 59-73 | .808 | 16 | 67 | 83 | 2.8 | 72 | 58 | 76 | 2 | 32 | 348 | 11.6 |

Player Averages

| Games Played | Minutes/ game | Points/ game | FG Pct | 3FG Pct | FT Pct | Rebounds/ game | Assists/ game | Turnovers/ game | Assist/Turnover ratio | Steals/ game | Blocks/ game |
|--------------|---------------|--------------|--------|---------|--------|----------------|---------------|-----------------|-----------------------|--------------|--------------|
| 30 | 29.1 | 11.6 | 38.8 | 27.5 | 80.8 | 2.8 | 1.9 | 2.5 | 0.8 | 1.1 | 0.1 |

CAREER STATISTICS

MCGEE, Kamari

| | | | | Field Goals | | 3-Point | | F-Throws | | Rebounds | | | | | | | | Scoring | | |
|----------------|------|-------|----------|-------------|------|----------|------|----------|------|----------|-----|-----|-----|-------|----|----|-----|---------|-----|------|
| SEASON | TEAM | GP-GS | MIN/AVG | FG-FGA | FG% | 3FG-3FGA | 3FG% | FT-FTA | FT% | OFF | DEF | TOT | AVG | PF-FO | A | TO | BLK | STL | PTS | AVG |
| 2021-22 | GB | 30-21 | 873/29.1 | 132-340 | .388 | 25-91 | .275 | 59-73 | .808 | 16 | 67 | 83 | 2.8 | 72-1 | 58 | 76 | 2 | 32 | 348 | 11.6 |
| TOTAL FOR Wisc | | 0-0 | 0/0.0 | 0-0 | .000 | 0-0 | .000 | 0-0 | .000 | 0 | 0 | 0 | 0.0 | 0 | 0 | 0 | 0 | 0 | 0 | 0.0 |
| TOTAL | | 30-21 | 873/29.1 | 132-340 | .388 | 25-91 | .275 | 59-73 | .808 | 16 | 67 | 83 | 2.8 | 72-1 | 58 | 76 | 2 | 32 | 348 | 11.6 |

5 | TYLER WAHL

Senior | Forward | 6-9 | 225
Lakeville, Minn. | Lakeville North



Twitter: @tjwahl01 | Instagram: @tjwahl01

INDIVIDUAL BENCHMARKS

| | SEASON | CAREER |
|-----------------|--------|--------|
| GP/GS: | 32/32 | 94/53 |
| 10+ POINTS: | 19 | 24 |
| 20+ POINTS: | 3 | 3 |
| 5+ REBOUNDS: | 22 | 42 |
| 10+ REBOUNDS: | 4 | 7 |
| DOUBLE-DOUBLES: | 2 | 4 |
| 2+ BLOCKS: | 6 | 12 |
| LED UW IN PTS: | 3 | 4 |
| LED UW IN REB: | 9 | 16 |

GET TO KNOW TYLER

Senior forward Tyler Wahl has not only become one of the most valuable players in the Big Ten, but one of the most versatile in the country. Having played in 94 career games as a Badger with 53 starts, Wahl is the most experienced Badger on this season's squad. Skilled both defensively and offensively, Wahl averaged 11.4 points and 5.9 rebounds per game last season, while also leading the team in steals (37) and ranking second in blocks (25). One of Wahl's best performances came in UW's Big Ten title-clinching home win over No. 8 Purdue, during which he posted a team-high 19 points, five steals, two blocks, two rebounds and two assists. As a prep senior at Lakeville North, Wahl averaged 18.0 points, 10.0 rebounds and 6.6 assists per game, leading the Panthers to a 27-5 record, the school's first-ever conference title, and an appearance in the Class AAAA state championship game. He earned back-to-back AP second-team All-State honors as a junior and senior, setting the school record for rebounds (905) and finishing third in Panther history with 1,397 points.

HONORS

- 2022 All-Big Ten Honorable Mention
- 2021 Maui Invitational All-Tournament Team

TOP SEASON PERFORMANCES

- **#8 PURDUE (3/1/22):** Team-high 19 points and career-high 5 steals in conference clinching win
- **RUTGERS (2/12/22):** Led UW with a career-high 23 points (9-14 FG, 1-1 3FG, 4-5 FT), 3 reb, 2 ast, 2 stl
- **#16 OHIO STATE (1/13/22):** Scored 20 points, grabbed 7 rebounds, dished 6 assists, and 3 steals
- **MARYLAND (1/9/22):** Finished with 21 points and added 5 rebounds and 2 assists

SEASON HIGHS (2021-22)

POINTS: 23 vs. Rutgers (2/12/22)
FIELD GOALS: 9 vs. Rutgers (2/12/22)
FG ATTEMPTS: 18 vs. Colgate (3/18/22)
3-POINT FGS: 2 vs. Ohio State (1/13/22)
3-POINT FGAS: 4 vs. Ohio State (1/13/22)
FREE THROWS: 8 vs. Illinois St (12/29/21)
FT ATTEMPTS: 12 vs. Illinois St (12/29/21)
REBOUNDS: 12 vs. Indiana (12/8/21)
ASSISTS: 6 vs. Ohio State (1/13/22)
BLOCKS: 4 vs. Saint Mary's (11/24/21)
STEALS: 5 (2x) MR vs. Nebraska (3/6/22)
MINUTES: 39 vs. Nebraska (3/6/22)

CAREER HIGHS

POINTS: 23 vs. Rutgers (2/12/22)
FIELD GOALS: 9 vs. Rutgers (2/12/22)
FG ATTEMPTS: 18 vs. Colgate (3/18/22)
3-POINT FGS: 2 (3x) MR vs. Ohio State (1/13/22)
3-POINT FGAS: 5 at Nebraska (2/10/21)
FREE THROWS: 8 vs. Illinois St (12/29/21)
FT ATTEMPTS: 12 vs. Illinois St (12/29/21)
REBOUNDS: 15 vs. Green Bay (12/1/20)
ASSISTS: 6 vs. Ohio State (1/13/22)
BLOCKS: 4 vs. Saint Mary's (11/24/21)
STEALS: 5 (2x) MR vs. Nebraska (3/6/22)
MINUTES: 39 vs. Nebraska (3/6/22)

GAME-BY-GAME STATISTICS (2021-22)

#5 WAHL, Tyler

| Opponent | Date | GS | MIN | Total | | 3-Pointers | | Free throws | | Rebounds | | | PF | A | TO | BLK | STL | PTS | AVG | |
|----------------------|------------|----|-------|--------|---------|------------|-------|-------------|--------|----------|-----|-----|-----|-----|----|-----|-----|-----|-----|------|
| | | | | FG-FGA | PCT | 3FG-3FGA | PCT | FT-FTA | PCT | OFF | DEF | TOT | | | | | | | | AVG |
| St. Francis Brooklyn | 11/09/2021 | * | 17:09 | 1-3 | .333 | 0-1 | .000 | 3-4 | .750 | 1 | 3 | 4 | 4.0 | 2 | 1 | 2 | 0 | 5 | 5.0 | |
| Green Bay | 11/12/2021 | * | 19:45 | 1-2 | .500 | 0-0 | .000 | 0-0 | .000 | 1 | 4 | 5 | 4.5 | 1 | 2 | 1 | 2 | 0 | 2 | 3.5 |
| Providence | 11/15/2021 | * | 36:19 | 7-12 | .583 | 0-2 | .000 | 2-3 | .667 | 3 | 2 | 5 | 4.7 | 4 | 0 | 1 | 2 | 0 | 16 | 7.7 |
| vs Texas A&M | 11/22/2021 | * | 29:57 | 3-8 | .375 | 0-2 | .000 | 0-0 | .000 | 2 | 2 | 4 | 4.5 | 0 | 1 | 2 | 1 | 3 | 6 | 7.3 |
| vs Houston | 11/23/2021 | * | 32:00 | 4-10 | .400 | 0-2 | .000 | 1-2 | .500 | 1 | 6 | 7 | 5.0 | 2 | 1 | 0 | 0 | 0 | 9 | 7.6 |
| vs Saint Mary's (CA) | 11/24/2021 | * | 36:02 | 6-9 | .667 | 0-0 | .000 | 6-6 | 1.000 | 1 | 4 | 5 | 5.0 | 4 | 0 | 1 | 4 | 1 | 18 | 9.3 |
| at Georgia Tech | 12/01/2021 | * | 33:08 | 4-8 | .500 | 0-0 | .000 | 1-3 | .333 | 0 | 3 | 3 | 4.7 | 2 | 1 | 0 | 2 | 1 | 9 | 9.3 |
| Marquette | 12/04/2021 | * | 33:49 | 2-9 | .222 | 0-2 | .000 | 1-1 | 1.000 | 2 | 3 | 5 | 4.8 | 1 | 3 | 0 | 1 | 0 | 5 | 8.8 |
| Indiana | 12/08/2021 | * | 27:27 | 2-7 | .286 | 0-1 | .000 | 3-4 | .750 | 3 | 9 | 12 | 5.6 | 2 | 3 | 0 | 3 | 1 | 7 | 8.6 |
| at Ohio St. | 12/11/2021 | * | 23:04 | 1-7 | .143 | 0-3 | .000 | 1-1 | 1.000 | 0 | 1 | 1 | 5.1 | 3 | 2 | 2 | 1 | 1 | 3 | 8.0 |
| Nicholls | 12/15/2021 | * | 31:25 | 4-8 | .500 | 0-2 | .000 | 4-6 | .667 | 0 | 4 | 4 | 5.0 | 2 | 2 | 3 | 0 | 1 | 12 | 8.4 |
| Illinois St. | 12/29/2021 | * | 31:49 | 5-8 | .625 | 0-0 | .000 | 8-12 | .667 | 1 | 5 | 6 | 5.1 | 1 | 0 | 1 | 0 | 1 | 18 | 9.2 |
| at Purdue | 01/03/2022 | * | 21:12 | 3-4 | .750 | 0-1 | .000 | 0-0 | .000 | 1 | 3 | 4 | 5.0 | 5 | 1 | 1 | 0 | 1 | 6 | 8.9 |
| Iowa | 01/06/2022 | * | 31:54 | 6-7 | .857 | 0-0 | .000 | 4-8 | .500 | 3 | 6 | 9 | 5.3 | 2 | 2 | 1 | 1 | 2 | 16 | 9.4 |
| at Maryland | 01/09/2022 | * | 29:33 | 8-12 | .667 | 0-1 | .000 | 5-5 | 1.000 | 1 | 4 | 5 | 5.3 | 4 | 2 | 0 | 1 | 0 | 21 | 10.2 |
| Ohio St. | 01/13/2022 | * | 33:29 | 8-10 | .800 | 2-4 | .500 | 2-3 | .667 | 2 | 5 | 7 | 5.4 | 2 | 6 | 1 | 0 | 3 | 20 | 10.8 |
| at Northwestern | 01/18/2022 | * | 32:03 | 5-12 | .417 | 1-1 | 1.000 | 3-6 | .500 | 1 | 10 | 11 | 5.7 | 3 | 4 | 2 | 0 | 1 | 14 | 11.0 |
| at Nebraska | 01/27/2022 | * | 22:17 | 1-5 | .200 | 0-0 | .000 | 2-2 | 1.000 | 1 | 9 | 10 | 5.9 | 3 | 1 | 3 | 0 | 0 | 4 | 10.6 |
| Minnesota | 01/30/2022 | * | 25:15 | 5-11 | .455 | 0-2 | .000 | 5-6 | .833 | 2 | 1 | 3 | 5.8 | 4 | 1 | 1 | 3 | 0 | 15 | 10.8 |
| at Illinois | 02/02/2022 | * | 31:24 | 7-11 | .636 | 0-3 | .000 | 0-0 | .000 | 0 | 6 | 6 | 5.8 | 3 | 1 | 0 | 0 | 0 | 14 | 11.0 |
| Penn St. | 02/05/2022 | * | 32:28 | 6-9 | .667 | 0-1 | .000 | 0-0 | .000 | 0 | 7 | 7 | 5.9 | 1 | 0 | 4 | 1 | 0 | 12 | 11.0 |
| at Michigan St. | 02/08/2022 | * | 32:02 | 5-10 | .500 | 0-1 | .000 | 1-3 | .333 | 1 | 4 | 5 | 5.8 | 3 | 2 | 2 | 1 | 1 | 11 | 11.0 |
| Rutgers | 02/12/2022 | * | 37:26 | 9-14 | .643 | 1-1 | 1.000 | 4-5 | .800 | 0 | 3 | 3 | 5.7 | 2 | 2 | 2 | 0 | 2 | 23 | 11.6 |
| at Indiana | 02/15/2022 | * | 27:23 | 2-7 | .286 | 0-0 | .000 | 0-0 | .000 | 2 | 0 | 2 | 5.5 | 4 | 0 | 4 | 0 | 0 | 4 | 11.3 |
| Michigan | 02/20/2022 | * | 29:58 | 5-9 | .556 | 0-0 | .000 | 0-0 | .000 | 2 | 4 | 6 | 5.6 | 1 | 1 | 1 | 0 | 1 | 10 | 11.2 |
| at Minnesota | 02/23/2022 | * | 34:15 | 6-12 | .500 | 0-1 | .000 | 0-0 | .000 | 6 | 4 | 10 | 5.7 | 4 | 3 | 4 | 0 | 1 | 12 | 11.2 |
| at Rutgers | 02/26/2022 | * | 32:06 | 4-5 | .800 | 1-1 | 1.000 | 2-4 | .500 | 2 | 7 | 9 | 5.9 | 3 | 0 | 3 | 0 | 2 | 11 | 11.2 |
| Purdue | 03/01/2022 | * | 32:42 | 8-14 | .571 | 1-3 | .333 | 2-2 | 1.000 | 1 | 1 | 2 | 5.7 | 1 | 2 | 1 | 2 | 5 | 19 | 11.5 |
| Nebraska | 03/06/2022 | * | 38:39 | 4-10 | .400 | 0-1 | .000 | 5-6 | .833 | 4 | 3 | 7 | 5.8 | 4 | 1 | 1 | 1 | 5 | 13 | 11.6 |
| vs Michigan St. | 03/11/2022 | * | 34:39 | 3-4 | .750 | 0-1 | .000 | 2-4 | .500 | 3 | 2 | 5 | 5.7 | 1 | 0 | 1 | 1 | 2 | 8 | 11.4 |
| vs Colgate | 03/18/2022 | * | 37:18 | 7-8 | .889 | 0-0 | .000 | 1-1 | 1.000 | 3 | 6 | 9 | 5.8 | 2 | 4 | 2 | 1 | 2 | 15 | 11.5 |
| vs Iowa St. | 03/20/2022 | * | 24:52 | 3-6 | .500 | 0-0 | .000 | 2-3 | .667 | 2 | 6 | 8 | 5.9 | 4 | 0 | 3 | 0 | 0 | 8 | 11.4 |
| Totals | | | 32 | 972:50 | 145-281 | .516 | 6-37 | .162 | 70-100 | .700 | 52 | 137 | 189 | 5.9 | 80 | 49 | 52 | 25 | 376 | 11.4 |

Player Averages

| Games Played | Minutes/ game | Points/ game | FG Pct | 3FG Pct | FT Pct | Rebounds/ game | Assists/ game | Turnovers/ game | Assist/Turnover ratio | Steals/ game | Blocks/ game |
|--------------|---------------|--------------|--------|---------|--------|----------------|---------------|-----------------|-----------------------|--------------|--------------|
| 32 | 30.4 | 11.4 | 51.6 | 16.2 | 70.0 | 5.9 | 1.5 | 1.6 | 0.9 | 1.2 | 0.8 |

CAREER STATISTICS

WAHL, Tyler

| Field Goals | | | | | | | | | | | | | | | 3-Point | | F-Throws | | Rebounds | | | | PF-FO | | A | | TO | | BLK | | STL | | PTS | | AVG | |
|--------------|-------|-----------|---------|------|----------|------|---------|------|-----|-----|-----|-----|-------|-----|---------|-----|----------|-----|----------|--|--|--|-------|--|---|--|----|--|-----|--|-----|--|-----|--|-----|--|
| SEASON TEAM | GP-GS | MIN/AVG | FG-FGA | FG% | 3FG-3FGA | 3FG% | FT-FTA | FT% | OFF | DEF | TOT | AVG | PF-FO | A | TO | BLK | STL | PTS | AVG | | | | | | | | | | | | | | | | | |
| 2019-20 Wisc | 31-3 | 478/15.4 | 34-79 | .430 | 6-28 | .214 | 7-18 | .389 | 34 | 48 | 82 | 2.6 | 64-0 | 32 | 33 | 5 | 20 | 81 | 2.6 | | | | | | | | | | | | | | | | | |
| 2020-21 Wisc | 31-18 | 762/24.6 | 58-133 | .436 | 10-36 | .278 | 34-60 | .567 | 33 | 100 | 133 | 4.3 | 68-1 | 42 | 28 | 21 | 31 | 160 | 5.2 | | | | | | | | | | | | | | | | | |
| 2021-22 Wisc | 32-32 | 973/30.4 | 145-281 | .516 | 6-37 | .162 | 70-100 | .700 | 52 | 137 | 189 | 5.9 | 80-1 | 49 | 52 | 25 | 37 | 366 | 11.4 | | | | | | | | | | | | | | | | | |
| TOTAL | 94-53 | 2213/23.5 | 237-493 | .481 | 22-101 | .218 | 111-178 | .624 | 119 | 285 | 404 | 4.3 | 212-2 | 123 | 113 | 51 | 88 | 607 | 6.5 | | | | | | | | | | | | | | | | | |

11 | MAX KLESMIT

Junior | Guard | 6-3 | 200
Neenah, Wis. | Neenah



Twitter: @maxkle2 | Instagram: @maxklesmit

INDIVIDUAL BENCHMARKS

| | SEASON | CAREER |
|-------------------|--------|--------|
| GP/GS: | 31/31 | 50/33 |
| 10+ POINTS: | 26 | 32 |
| 20+ POINTS: | 7 | 7 |
| 5+ REBOUNDS: | 8 | 12 |
| 3+ ASSISTS: | 8 | 10 |
| LED TEAM IN PTS: | 11 | 12 |
| LED TEAM IN 3FGS: | 14 | 16 |

GET TO KNOW MAX

A junior guard from Neenah, Wisconsin, Max Klesmit returns home to the state of Wisconsin looking to live out a life-long dream of playing for the Badgers. Klesmit spent the last two seasons at Wofford, where he played in 50 games and made 33 starts. The team's second-leading scorer his sophomore season, Klesmit was a third-team All-Southern Conference honoree after he averaged 14.9 points per game and shot 44.6 percent from the floor. A standout prep athlete at Neenah High School, Klesmit was named the Fox Valley Association Player of the Year as a senior, averaging 25.5 points and 7.8 rebounds per game while leading the Rockets to a 23-2 record and a section final.

HONORS

- 2021-22 Third-Team All-Southern Conference
- 2020-21 Southern Conference All-Freshman Team
- 2020-21 Southern Conference Academic Honor Roll

TOP CAREER PERFORMANCES

- THE CITADEL (1/19/22): Matched career-high with 27 points (10-16 FG, 5-8 3FG), plus 5 rebounds
- at South Carolina (11/23/22): Scored a career-high 27 points (8-10 FG, 5-7 3FG), plus 4 steals

SEASON HIGHS (2021-22)

POINTS: 27 (2x) MR vs. The Citadel (1/19/22)*
FIELD GOALS: 10 vs. The Citadel (1/19/22)*
FG ATTEMPTS: 16 (3x) MR at Chattanooga (1/26/22)*
3-POINT FGS: 5 (2x) MR vs. The Citadel (1/19/22)*
3-POINT FGAS: 10 (3x) MR vs. ETSU (2/5/22)*
FREE THROWS: 7 (2x) MR at Samford (2/9/22)*
FT ATTEMPTS: 10 at Samford (2/9/22)*
REBOUNDS: 7 at The Citadel (1/27/22)*
ASSISTS: 6 vs. W Carolina (2/12/22)*
BLOCKS: 1 (3x) MR vs. ETSU (2/5/22)*
STEALS: 5 at The Citadel (2/16/22)*
MINUTES: 41 at Samford (2/9/22)*

CAREER HIGHS

POINTS: 27 (2x) MR vs. The Citadel (1/19/22)*
FIELD GOALS: 10 vs. The Citadel (1/19/22)*
FG ATTEMPTS: 16 (3x) MR at Chattanooga (1/26/22)*
3-POINT FGS: 5 (2x) MR vs. The Citadel (1/19/22)*
3-POINT FGAS: 10 (3x) MR vs. ETSU (2/5/22)*
FREE THROWS: 7 (2x) MR at Samford (2/9/22)*
FT ATTEMPTS: 10 at Samford (2/9/22)*
REBOUNDS: 7 at The Citadel (1/27/22)*
ASSISTS: 6 vs. W Carolina (2/12/22)*
BLOCKS: 1 (3x) MR vs. ETSU (2/5/22)*
STEALS: 5 at The Citadel (2/16/22)*
MINUTES: 41 at Samford (2/9/22)*

*recorded at Wofford

GAME-BY-GAME STATISTICS (2021-22)

#2 KLESMIT, Max

| Opponent | Date | GS | MIN | Total | | 3-Pointers | | Free throws | | Rebounds | | PF | A | TO | BLK | STL | PTS | AVG | | | |
|---------------------|------------|----|-------|--------|---------|------------|--------|-------------|-------|----------|-----|----|-----|-----|-----|-----|-----|-----|------|------|------|
| | | | | FG-FGA | PCT | 3FG-3FGA | PCT | FT-FTA | PCT | OFF | DEF | | | | | | | | TOT | AVG | |
| Bob Jones | 11/09/2021 | * | 26:13 | 9-13 | .692 | 4-6 | .667 | 1-2 | .500 | 0 | 1 | 1 | 1.0 | 2 | 1 | 3 | 0 | 23 | 23.0 | | |
| at Clemson | 11/12/2021 | * | 25:42 | 3-8 | .375 | 0-3 | .000 | 4-4 | 1.000 | 0 | 1 | 1 | 1.0 | 5 | 0 | 4 | 0 | 10 | 16.5 | | |
| Erskine | 11/15/2021 | * | 23:45 | 3-8 | .375 | 1-6 | .167 | 2-2 | 1.000 | 0 | 0 | 0 | 0.7 | 0 | 2 | 3 | 0 | 9 | 14.0 | | |
| Hampton | 11/19/2021 | * | 28:22 | 5-10 | .500 | 4-8 | .500 | 2-2 | 1.000 | 0 | 2 | 2 | 1.0 | 3 | 2 | 5 | 0 | 2 | 16 | 14.5 | |
| Ga. Southern | 11/21/2021 | * | 35:14 | 5-15 | .333 | 3-6 | .500 | 0-0 | .000 | 2 | 3 | 5 | 1.8 | 4 | 3 | 0 | 1 | 13 | 14 | | |
| at South Carolina | 11/23/2021 | * | 36:36 | 8-10 | .800 | 5-7 | .714 | 6-6 | 1.000 | 1 | 2 | 3 | 2.0 | 4 | 0 | 2 | 0 | 4 | 27 | 16.3 | |
| at Georgia | 11/28/2021 | * | 29:10 | 5-14 | .357 | 0-7 | .000 | 7-7 | 1.000 | 0 | 3 | 3 | 2.1 | 3 | 1 | 0 | 0 | 17 | 16.4 | | |
| Richmond | 12/01/2021 | * | 33:40 | 2-13 | .154 | 0-6 | .000 | 2-3 | .667 | 0 | 0 | 0 | 1.9 | 3 | 1 | 2 | 0 | 4 | 6 | 15.1 | |
| Kennesaw St. | 12/05/2021 | * | 27:00 | 4-6 | .667 | 2-4 | .500 | 3-4 | .750 | 0 | 1 | 1 | 1.8 | 3 | 2 | 2 | 0 | 3 | 13 | 14.9 | |
| at Gardner-Webb | 12/08/2021 | * | 29:37 | 6-11 | .545 | 0-2 | .000 | 4-6 | .667 | 1 | 4 | 5 | 2.1 | 4 | 1 | 4 | 0 | 1 | 16 | 15.0 | |
| at Coastal Carolina | 12/12/2021 | * | 37:49 | 4-11 | .364 | 1-6 | .167 | 6-6 | 1.000 | 0 | 4 | 4 | 2.3 | 2 | 4 | 2 | 1 | 2 | 15 | 15.0 | |
| at Presbyterian | 12/18/2021 | * | 32:29 | 6-11 | .545 | 4-7 | .571 | 5-6 | .833 | 0 | 3 | 3 | 2.3 | 3 | 1 | 2 | 0 | 2 | 21 | 15.5 | |
| Chattanooga | 01/05/2022 | * | 37:13 | 8-15 | .533 | 3-8 | .375 | 3-4 | .750 | 1 | 4 | 5 | 2.5 | 2 | 5 | 4 | 0 | 1 | 22 | 16.0 | |
| at ETSU | 01/08/2022 | * | 34:17 | 5-16 | .313 | 2-10 | .200 | 0-0 | .000 | 1 | 0 | 1 | 2.4 | 1 | 4 | 2 | 0 | 1 | 12 | 15.7 | |
| at UNC Greensboro | 01/10/2022 | * | 37:10 | 4-14 | .286 | 1-7 | .143 | 1-1 | 1.000 | 1 | 4 | 5 | 2.6 | 3 | 1 | 7 | 0 | 2 | 10 | 15.3 | |
| Samford | 01/12/2022 | * | 29:21 | 5-8 | .625 | 3-6 | .500 | 3-3 | 1.000 | 0 | 3 | 3 | 2.6 | 1 | 1 | 0 | 0 | 3 | 16 | 15.4 | |
| at Western Caro. | 01/15/2022 | * | 19:07 | 1-5 | .200 | 1-3 | .333 | 3-4 | .750 | 0 | 0 | 0 | 2.5 | 2 | 1 | 1 | 1 | 1 | 6 | 14.8 | |
| The Citadel | 01/19/2022 | * | 34:10 | 10-16 | .625 | 5-8 | .625 | 2-2 | 1.000 | 1 | 4 | 5 | 2.6 | 3 | 2 | 1 | 0 | 2 | 27 | 15.5 | |
| Furman | 01/22/2022 | * | 33:51 | 1-4 | .250 | 1-3 | .333 | 0-0 | .000 | 0 | 0 | 0 | 2.5 | 2 | 1 | 1 | 0 | 1 | 3 | 14.8 | |
| at Chattanooga | 01/26/2022 | * | 33:23 | 5-16 | .313 | 2-10 | .200 | 1-1 | 1.000 | 0 | 4 | 4 | 2.6 | 2 | 1 | 2 | 0 | 1 | 13 | 14.8 | |
| UNC Greensboro | 01/29/2022 | * | 30:39 | 6-12 | .500 | 4-9 | .444 | 2-2 | 1.000 | 0 | 5 | 5 | 2.7 | 3 | 5 | 1 | 0 | 0 | 18 | 14.9 | |
| at Mercer | 01/31/2022 | * | 24:47 | 4-10 | .400 | 1-6 | .167 | 0-0 | .000 | 1 | 1 | 2 | 2.6 | 4 | 1 | 0 | 0 | 9 | 14.6 | | |
| ETSU | 02/05/2022 | * | 27:48 | 5-12 | .417 | 3-10 | .300 | 2-2 | 1.000 | 0 | 5 | 5 | 2.7 | 4 | 3 | 1 | 1 | 1 | 15 | 14.7 | |
| at Samford | 02/09/2022 | * | 41:13 | 3-11 | .273 | 2-7 | .286 | 7-10 | .700 | 0 | 3 | 3 | 2.8 | 2 | 3 | 3 | 0 | 0 | 15 | 14.7 | |
| Western Caro. | 02/12/2022 | * | 33:37 | 5-11 | .455 | 3-8 | .375 | 0-0 | .000 | 0 | 4 | 4 | 2.8 | 1 | 6 | 2 | 0 | 3 | 13 | 14.6 | |
| at The Citadel | 02/16/2022 | * | 37:01 | 4-13 | .308 | 3-9 | .333 | 6-6 | 1.000 | 1 | 2 | 3 | 2.8 | 1 | 0 | 1 | 0 | 5 | 17 | 14.7 | |
| at Furman | 02/19/2022 | * | 37:46 | 5-10 | .500 | 1-5 | .200 | 0-3 | .000 | 1 | 3 | 4 | 2.9 | 4 | 2 | 1 | 0 | 1 | 11 | 14.6 | |
| at VMI | 02/23/2022 | * | 28:35 | 8-12 | .667 | 4-7 | .571 | 2-2 | 1.000 | 0 | 1 | 1 | 2.8 | 2 | 1 | 2 | 0 | 1 | 22 | 14.8 | |
| Mercer | 02/26/2022 | * | 33:49 | 6-13 | .462 | 3-7 | .429 | 6-6 | 1.000 | 1 | 5 | 6 | 2.9 | 3 | 2 | 1 | 0 | 1 | 21 | 15.0 | |
| vs VMI | 03/05/2022 | * | 30:00 | 6-11 | .545 | 2-6 | .333 | 1-1 | 1.000 | 0 | 1 | 1 | 2.8 | 2 | 1 | 2 | 0 | 1 | 15 | 15.0 | |
| vs Chattanooga | 03/06/2022 | * | 36:18 | 5-11 | .455 | 0-3 | .000 | 1-3 | .333 | 1 | 0 | 1 | 2.8 | 3 | 1 | 5 | 0 | 1 | 11 | 14.9 | |
| Totals | | | 31 | 985:42 | 156-350 | .446 | 68-200 | .340 | 82-98 | .837 | 13 | 73 | 86 | 2.8 | 84 | 60 | 66 | 3 | 50 | 462 | 14.9 |

Player Averages

| Games Played | Minutes/game | Points/game | FG Pct | 3FG Pct | FT Pct | Rebounds/game | Assists/game | Turnovers/game | Assist/Turnover ratio | Steals/game | Blocks/game |
|--------------|--------------|-------------|--------|---------|--------|---------------|--------------|----------------|-----------------------|-------------|-------------|
| 31 | 31.8 | 14.9 | 44.6 | 34.0 | 83.7 | 2.8 | 1.9 | 2.1 | 0.9 | 1.6 | 0.1 |

CAREER STATISTICS

KLESMIT, Max

| SEASON | TEAM | GP-GS | MIN/AVG | Field Goals | | 3-Point | | F-Throws | | Rebounds | | PF-FO | A | TO | BLK | STL | Scoring | | | |
|----------------|------|-------|-----------|-------------|------|----------|------|----------|------|----------|-----|-------|-----|-------|-----|-----|---------|-----|-----|------|
| | | | | FG-FGA | FG% | 3FG-3FGA | 3FG% | FT-FTA | FT% | OFF | DEF | | | | | | TOT | AVG | PTS | AVG |
| 2020-21 | WOF | 19-2 | 429/22.6 | 54-116 | .466 | 25-67 | .373 | 22-26 | .846 | 9 | 43 | 52 | 2.7 | 46-1 | 22 | 23 | 0 | 24 | 155 | 8.2 |
| 2021-22 | WOF | 31-31 | 986/31.8 | 156-350 | .446 | 68-200 | .340 | 82-98 | .837 | 13 | 73 | 86 | 2.8 | 84-2 | 60 | 66 | 3 | 50 | 462 | 14.9 |
| TOTAL FOR Wisc | | 0-0 | 0/0.0 | 0-0 | .000 | 0-0 | .000 | 0-0 | .000 | 0 | 0 | 0 | 0.0 | 0-0 | 0 | 0 | 0 | 0 | 0 | 0.0 |
| TOTAL | | 50-33 | 1415/28.3 | 210-466 | .451 | 93-267 | .348 | 104-124 | .839 | 22 | 116 | 138 | 2.8 | 130-3 | 82 | 89 | 3 | 74 | 617 | 12.3 |

Junior | Forward | 6-7 | 225
Hartland, Wis. | Arrowhead



INDIVIDUAL BENCHMARKS

| | SEASON | CAREER |
|--------------|--------|--------|
| GP/GS: | 22/0 | 31/0 |
| 5+ POINTS: | 1 | 1 |
| 10+ POINTS: | - | - |
| 5+ REBOUNDS: | 2 | 2 |
| 2+ BLOCKS: | 1 | 1 |

Carter Gilmore is now in his third season with the Badgers. Last year, he played in 22 games for UW and came off the bench averaging 7.8 minutes per contest. He scored a season-high 5 points in UW's opener against St. Francis Brooklyn. A preferred walk-on who has since earned a scholarship, Gilmore was a standout in-state recruit at Arrowhead. Named the Classic Eight Conference Player of the Year, Gilmore led Arrowhead to a program-best record of 23-1 and a regional championship his senior season. Gilmore finished his prep career as Arrowhead's all-time leading scorer (1,565 pts). As a senior, he averaged 26.8 points, 11.3 rebounds and 5.6 assists per game. Carter's father, Brian, was on the coaching staff of Bo Ryan's first Division III national championship team at UW-Platteville in 1991. Carter's mother, Stephanie, was a standout player on the UW-Platteville women's team, inducted into the WIAC Hall of Fame in 2018.

POINTS: 5 vs. St. Francis Bkn (11/9/21)
FIELD GOALS: 2 vs. St. Francis Bkn (11/9/21)
FG ATTEMPTS: 3 (3x) MR vs. Michigan St (1/21/22)
3-POINT FGS: 1 vs. Illinois St (12/29/21)
3-POINT FGAS: 3 at Purdue (1/3/22)
FREE THROWS: 2 vs. Saint Mary's (11/24/21)
FT ATTEMPTS: 2 (2x) MR vs. Saint Mary's (11/24/21)
REBOUNDS: 5 vs. Providence (11/15/21)
ASSISTS: 3 at Northwestern (1/18/22)
BLOCKS: 1 vs. Texas A&M (11/22/21)
STEALS: 1 (2x) MR vs. Houston (11/23/21)
MINUTES: 25 vs. Providence (11/15/21)

| Opponent | Date | GS | Total | | | 3-Pointers | | Free throws | | Rebounds | | | PF | A | TO | BLK | STL | PTS | AVG | | |
|----------------------|------------|----|-------|--------|-------|------------|-------|-------------|-------|----------|-----|-----|-----|-----|----|-----|-----|-----|-----|-----|-----|
| | | | FG | FGA | PCT | PCT | FT | FTA | PCT | PCT | OFF | DEF | | | | | | | | TOT | AVG |
| St. Francis Brooklyn | 11/09/2021 | | 06:60 | 2-2 | 1.000 | 0-0 | .000 | 1-2 | .500 | 0 | 1 | 1 | 1.0 | 0 | 1 | 0 | 1 | 5 | 5.0 | | |
| Green Bay | 11/12/2021 | | 14:19 | 0-4 | .000 | 0-1 | .000 | 0-0 | .000 | 2 | 3 | 5 | 3.0 | 0 | 1 | 2 | 0 | 0 | 2.5 | | |
| Providence | 11/15/2021 | | 25:34 | 0-3 | .000 | 0-1 | .000 | 0-0 | .000 | 0 | 5 | 5 | 3.7 | 2 | 0 | 0 | 0 | 0 | 1.7 | | |
| vs Texas A&M | 11/22/2021 | | 10:06 | 0-0 | .000 | 0-0 | .000 | 1-2 | .500 | 0 | 0 | 0 | 2.8 | 2 | 0 | 0 | 1 | 0 | 1.5 | | |
| vs Houston | 11/23/2021 | | 09:00 | 0-1 | .000 | 0-1 | .000 | 0-0 | .000 | 0 | 0 | 0 | 2.2 | 1 | 1 | 0 | 0 | 1 | 0.2 | | |
| vs Saint Mary's (CA) | 11/24/2021 | | 11:19 | 1-1 | 1.000 | 0-0 | .000 | 2-2 | 1.000 | 1 | 0 | 1 | 2.0 | 2 | 0 | 0 | 0 | 0 | 4.7 | | |
| at Georgia Tech | 12/01/2021 | | 05:47 | 0-0 | .000 | 0-0 | .000 | 0-0 | .000 | 0 | 1 | 1 | 1.9 | 1 | 0 | 0 | 0 | 0 | 1.4 | | |
| Marquette | 12/04/2021 | | 07:07 | 0-0 | .000 | 0-0 | .000 | 0-0 | .000 | 1 | 0 | 1 | 1.8 | 3 | 1 | 0 | 0 | 0 | 1.3 | | |
| Indiana | 12/08/2021 | | 04:01 | 1-2 | .500 | 0-1 | .000 | 0-0 | .000 | 0 | 0 | 0 | 1.6 | 0 | 0 | 0 | 0 | 0 | 2.3 | | |
| Nicholls | 12/15/2021 | | 04:19 | 0-0 | .000 | 0-0 | .000 | 0-1 | .000 | 0 | 0 | 0 | 1.4 | 1 | 0 | 0 | 0 | 0 | 1.2 | | |
| Illinois St. | 12/29/2021 | | 08:17 | 1-1 | 1.000 | 1-1 | 1.000 | 0-0 | .000 | 0 | 3 | 3 | 1.5 | 1 | 1 | 0 | 0 | 0 | 3.4 | | |
| at Purdue | 01/03/2022 | | 18:48 | 0-3 | .000 | 0-3 | .000 | 0-0 | .000 | 2 | 0 | 2 | 1.6 | 1 | 1 | 0 | 0 | 0 | 1.3 | | |
| Iowa | 01/06/2022 | | 07:04 | 1-2 | .500 | 0-1 | .000 | 0-0 | .000 | 0 | 0 | 0 | 1.5 | 3 | 0 | 0 | 0 | 0 | 2.3 | | |
| at Maryland | 01/09/2022 | | 08:43 | 1-2 | .500 | 0-0 | .000 | 0-0 | .000 | 0 | 0 | 0 | 1.4 | 2 | 0 | 0 | 0 | 0 | 2.4 | | |
| Ohio St. | 01/13/2022 | | 06:58 | 0-2 | .000 | 0-2 | .000 | 0-0 | .000 | 0 | 0 | 0 | 1.3 | 0 | 1 | 0 | 0 | 0 | 1.3 | | |
| at Northwestern | 01/18/2022 | | 06:50 | 0-0 | .000 | 0-0 | .000 | 0-0 | .000 | 0 | 2 | 2 | 1.3 | 0 | 3 | 0 | 0 | 0 | 1.2 | | |
| Michigan St. | 01/21/2022 | | 09:57 | 0-3 | .000 | 0-1 | .000 | 0-0 | .000 | 0 | 1 | 1 | 1.3 | 0 | 0 | 0 | 0 | 0 | 1.1 | | |
| at Nebraska | 01/27/2022 | | 00:54 | 0-0 | .000 | 0-0 | .000 | 0-0 | .000 | 0 | 0 | 0 | 1.2 | 0 | 0 | 0 | 0 | 0 | 1.1 | | |
| Minnesota | 01/30/2022 | | 04:02 | 0-1 | .000 | 0-1 | .000 | 0-0 | .000 | 0 | 0 | 0 | 1.2 | 1 | 0 | 0 | 0 | 0 | 1.0 | | |
| at Illinois | 02/02/2022 | | 00:05 | 0-0 | .000 | 0-0 | .000 | 0-0 | .000 | 0 | 0 | 0 | 1.1 | 0 | 0 | 0 | 0 | 0 | 1.0 | | |
| Michigan | 02/20/2022 | | 00:49 | 0-0 | .000 | 0-0 | .000 | 0-0 | .000 | 0 | 0 | 0 | 1.0 | 0 | 0 | 0 | 0 | 0 | 0.9 | | |
| vs Iowa St. | 03/20/2022 | | 00:31 | 0-0 | .000 | 0-0 | .000 | 0-0 | .000 | 0 | 0 | 0 | 1.0 | 0 | 0 | 0 | 0 | 0 | 0.9 | | |
| Totals | | | 0 | 171:30 | 7-27 | .259 | 1-13 | .077 | 4-7 | .571 | 6 | 16 | 22 | 1.0 | 20 | 8 | 2 | 4 | 2 | 19 | 0.9 |

| Games Played | Minutes/ game | Points/ game | FG Pct | 3FG Pct | FT Pct | Rebounds/ game | Assists/ game | Turnovers/ game | Assist/Turnover ratio | Steals/ game | Blocks/ game |
|--------------|---------------|--------------|--------|---------|--------|----------------|---------------|-----------------|-----------------------|--------------|--------------|
| 22 | 7.8 | 0.9 | 25.9 | 7.7 | 57.1 | 1.0 | 0.4 | 0.1 | 4.0 | 0.1 | 0.2 |

| | | Field Goals | | 3-Point | | F-Throws | | Rebounds | | | | | | | | Scoring | | | | | |
|--------------|------|-------------|----------------|-------------|-------------|-------------|-------------|------------|-------------|----------|-----------|-----------|------------|-------------|----------|----------|----------|----------|-----------|------------|-----|
| SEASON | TEAM | GP-GS | MIN | AVG | FG-FGA | FG% | 3FG-3FGA | 3FG% | FT-FTA | FT% | OFF | DEF | TOT | AVG | PF-FO | A | TO | BLK | STL | PTS | AVG |
| 2020-21 | Wisc | 9-0 | | 16/1.8 | 1-5 | .200 | 0-4 | .000 | 0-0 | .000 | 0 | 3 | 3 | 0.3 | 2-0 | 0 | 0 | 0 | 0 | 2 | 0.2 |
| 2021-22 | Wisc | 22-0 | | 172/7.8 | 7-27 | .259 | 1-13 | .077 | 4-7 | .571 | 6 | 16 | 22 | 1.0 | 20-0 | 8 | 2 | 4 | 2 | 19.9 | |
| TOTAL | | 31-0 | 187/6.0 | 8-32 | .250 | 1-17 | .059 | 4-7 | .571 | 6 | 19 | 25 | 0.8 | 22-0 | 8 | 2 | 4 | 2 | 21 | 0.7 | |

21 | CHRIS HODGES

R-Freshman | Forward | 6-9 | 245
Schaumburg, Ill. | Schaumburg



Twitter: @ChrisHodges35 | Instagram: @chrishodges35

INDIVIDUAL BENCHMARKS

| | SEASON | CAREER |
|----------------|--------|--------|
| GP/GS: | --/-- | --/-- |
| 20+ POINTS: | -- | -- |
| 30+ POINTS: | -- | -- |
| 3+ ASSISTS: | -- | -- |
| 3+ STEALS: | -- | -- |
| LED UW IN PTS: | -- | -- |
| LED UW IN AST: | -- | -- |

GET TO KNOW CHRIS

After redshirting last season, Chris Hodges is ready to make his debut for the Badgers in 2022-23. The forward from Schaumburg, Illinois was ranked as a four-star forward and named the 2019 Mid-Suburban League West Player of the Year as a junior. Due to the COVID-19 pandemic, Hodges opted out of his senior season. Earning Second-Team Class 4A All-State honors, as well as MSL all-conference and all-area awards in 2019, Hodges led Schaumburg to a 25-7 record his junior year, the MSL championship, and helped the team advance to the regional finals. He averaged 15.5 points (69.8% FG), 8.0 rebounds and 2.0 blocks per game as a junior. As a sophomore in 2018, he led Schaumburg to a regional championship averaging 16 points, 5.2 rebounds and 2 blocks per game.

SEASON HIGHS (2021-22)

POINTS: --
FIELD GOALS: --
FG ATTEMPTS: --
3-POINT FGS: --
3-POINT FGAS: --
FREE THROWS: --
FT ATTEMPTS: --
REBOUNDS: --
ASSISTS: --
BLOCKS: --
STEALS: --
MINUTES: --

CAREER HIGHS

POINTS: --
FIELD GOALS: --
FG ATTEMPTS: --
3-POINT FGS: --
3-POINT FGAS: --
FREE THROWS: --
FT ATTEMPTS: --
REBOUNDS: --
ASSISTS: --
BLOCKS: --
STEALS: --
MINUTES: --

GAME-BY-GAME STATISTICS

CAREER STATISTICS

22 | STEVEN CROWL

Junior | Forward | 7-0 | 245
Eagan, Minn. | Eastview



Twitter: @steven_crowl | Instagram: @stevencrowl

INDIVIDUAL BENCHMARKS

| | | |
|-----------------|--------|--------|
| | SEASON | CAREER |
| GP/GS: | 33/33 | 45/33 |
| 10+ POINTS: | 13 | 13 |
| 20+ POINTS: | 2 | 2 |
| 5+ REBOUNDS: | 14 | 14 |
| 10+ REBOUNDS: | 0 | 0 |
| DOUBLE-DOUBLES: | 0 | 0 |
| LED UW IN PTS: | 4 | 4 |
| LED UW IN REB: | 5 | 5 |

GET TO KNOW STEVEN

Steven Crowl is coming off a sophomore season jump that saw him go from playing a total of 39 minutes as a freshman to starting all 33 games for Wisconsin in his second year. Last year, the stretch 7-footer averaged 8.8 points and 4.4 rebounds per game, ranking second on the team shooting 49.6 percent from the floor. Highlighting the significance of his offensive contributions, the Badgers were 12-1 in games last season when Crowl scored in double figures. His best performance of the year came back home on the road at Minnesota, as the Eagan native scored a team-high 20 points (7-9 FG), while grabbing 7 rebounds in the win. Crowl had a standout prep career at Eastview High School, finishing as one of the most decorated players in school history as the school's all-time leading scorer (1,747 pts), rebounder (832 reb) and shot blocker (103 blk). As a senior, he averaged 26.7 points and 12 rebounds per game, while also leading his team in assists (4.3 apg).

TOP SEASON PERFORMANCES

- **at Minnesota (2/23/22):** Scored a team-high 20 pts, shooting 7-9 FG, 1-2 3FG, 5-6 FT, plus 7 reb.
- **PENN STATE (2/5/22):** Led UW with 13 points (3-5 3FG), plus a career-high 5 assists and 4 rebounds.
- **ILLINOIS ST (12/29/21):** Team-high 21 pts (7-8 FG, 2-2 3FG), plus 9 reb for a near double-double.
- **MARQUETTE (12/4/21):** Scored 15 points (6-9 FG, 2-3 3FG), while grabbing a team-high 8 rebounds.
- **ST. FRANCIS BKN (11/9/21):** Recorded a near double-double in his first career start, finishing with 11 points, 8 rebounds and 1 block.

SEASON HIGHS (2021-22)

POINTS: 21 vs. Illinois St (12/29/21)
FIELD GOALS: 7 (3x) MR at Minnesota (2/23/22)
FG ATTEMPTS: 11 vs. Green Bay (11/12/21)
3-POINT FGS: 3 vs. Penn State (2/5/22)
3-POINT FGAS: 5 (2x) MR vs. Penn State (2/5/22)
FREE THROWS: 5 (2x) MR at Minnesota (2/23/22)
FT ATTEMPTS: 7 vs. Illinois St (12/29/21)
REBOUNDS: 9 vs. Illinois St (12/29/21)
ASSISTS: 5 vs. Penn State (2/5/22)
BLOCKS: 1 (6x) MR vs. Purdue (3/1/22)
STEALS: 1 (9x) MR at Rutgers (2/26/22)
MINUTES: 33 at Indiana (2/15/22)

CAREER HIGHS

POINTS: 21 vs. Illinois St (12/29/21)
FIELD GOALS: 7 (3x) MR at Minnesota (2/23/22)
FG ATTEMPTS: 11 vs. Green Bay (11/12/21)
3-POINT FGS: 3 vs. Penn State (2/5/22)
3-POINT FGAS: 5 (2x) MR vs. Penn State (2/5/22)
FREE THROWS: 5 (2x) MR at Minnesota (2/23/22)
FT ATTEMPTS: 7 vs. Illinois St (12/29/21)
REBOUNDS: 9 vs. Illinois St (12/29/21)
ASSISTS: 5 vs. Penn State (2/5/22)
BLOCKS: 1 (7x) MR vs. Purdue (3/1/22)
STEALS: 1 (9x) MR at Rutgers (2/26/22)
MINUTES: 33 at Indiana (2/15/22)

GAME-BY-GAME STATISTICS (2021-22)

| #22 CROWL, Steven | | | | | | | | | | | | | | | | | | | | | |
|----------------------|------------|----|-------|--------|---------|------------|-------|-------------|-------|----------|-----|-----|-----|-----|----|----|-----|-----|------|------|-----|
| Opponent | Date | GS | MIN | Total | | 3-Pointers | | Free throws | | Rebounds | | | | PF | A | TO | BLK | STL | PTS | AVG | |
| | | | | FG-FGA | PCT | 3FG-3FGA | PCT | FT-FTA | PCT | OFF | DEF | TOT | AVG | | | | | | | | |
| St. Francis Brooklyn | 11/09/2021 | * | 18:56 | 4-9 | .444 | 0-1 | .000 | 3-3 | 1.000 | 3 | 5 | 8 | 0 | 0 | 2 | 1 | 0 | 11 | 11.0 | | |
| Green Bay | 11/12/2021 | * | 21:59 | 7-11 | .636 | 2-4 | .500 | 2-2 | 1.000 | 3 | 4 | 7 | 7 | 5 | 0 | 0 | 0 | 18 | 14.5 | | |
| Providence | 11/15/2021 | * | 23:34 | 1-10 | .100 | 0-4 | .000 | 2-2 | 1.000 | 0 | 4 | 4 | 6 | 3 | 2 | 2 | 1 | 0 | 4 | 11.0 | |
| vs Texas A&M | 11/22/2021 | * | 28:46 | 4-9 | .444 | 2-3 | .667 | 0-0 | .000 | 1 | 3 | 4 | 5 | 8 | 3 | 2 | 2 | 1 | 10 | 10.8 | |
| vs Houston | 11/23/2021 | * | 22:42 | 3-6 | .500 | 1-4 | .250 | 1-2 | .500 | 0 | 1 | 1 | 4 | 8 | 4 | 0 | 1 | 0 | 8 | 10.2 | |
| vs Saint Mary's (CA) | 11/24/2021 | * | 27:10 | 2-7 | .286 | 0-1 | .000 | 0-0 | .000 | 3 | 4 | 7 | 5 | 2 | 3 | 1 | 1 | 0 | 4 | 9.2 | |
| at Georgia Tech | 12/01/2021 | * | 27:37 | 2-7 | .286 | 0-3 | .000 | 1-2 | .500 | 1 | 3 | 4 | 5 | 0 | 4 | 0 | 1 | 1 | 5 | 8.6 | |
| Marquette | 12/04/2021 | * | 28:58 | 6-9 | .667 | 2-3 | .667 | 1-2 | .500 | 1 | 7 | 8 | 5 | 4 | 1 | 1 | 1 | 0 | 15 | 9.4 | |
| Indiana | 12/08/2021 | * | 19:04 | 2-6 | .333 | 1-2 | .500 | 0-0 | .000 | 0 | 0 | 0 | 4 | 8 | 4 | 3 | 0 | 0 | 1 | 5 | 8.9 |
| at Ohio St. | 12/11/2021 | * | 22:38 | 0-3 | .000 | 0-2 | .000 | 0-0 | .000 | 1 | 1 | 2 | 4 | 5 | 3 | 0 | 3 | 0 | 0 | 0 | 8.0 |
| Nicholls | 12/15/2021 | * | 14:15 | 2-6 | .333 | 0-2 | .000 | 1-2 | .500 | 1 | 3 | 4 | 4 | 5 | 0 | 1 | 1 | 1 | 0 | 5 | 7.7 |
| Illinois St. | 12/29/2021 | * | 27:27 | 7-10 | .700 | 2-3 | .667 | 5-7 | .714 | 9 | 1 | 10 | 4 | 9 | 4 | 2 | 0 | 0 | 21 | 8.8 | |
| at Purdue | 01/03/2022 | * | 23:11 | 2-6 | .333 | 0-3 | .000 | 0-0 | .000 | 1 | 1 | 2 | 4 | 7 | 5 | 1 | 0 | 0 | 4 | 8.5 | |
| Iowa | 01/06/2022 | * | 23:51 | 6-8 | .750 | 0-0 | .000 | 0-0 | .000 | 1 | 2 | 3 | 4 | 6 | 2 | 3 | 0 | 0 | 1 | 12 | 8.7 |
| at Maryland | 01/09/2022 | * | 22:19 | 3-4 | .750 | 1-1 | 1.000 | 2-2 | 1.000 | 2 | 6 | 8 | 4 | 8 | 3 | 0 | 0 | 0 | 9 | 8.7 | |
| Ohio St. | 01/13/2022 | * | 24:56 | 4-6 | .667 | 1-2 | .500 | 0-1 | .000 | 2 | 5 | 7 | 4 | 9 | 1 | 3 | 0 | 0 | 1 | 9 | 8.8 |
| at Northwestern | 01/18/2022 | * | 22:39 | 3-4 | .750 | 0-1 | .000 | 4-4 | 1.000 | 1 | 2 | 3 | 4 | 8 | 3 | 2 | 4 | 0 | 0 | 10 | 8.8 |
| Michigan St. | 01/21/2022 | * | 30:42 | 4-8 | .500 | 1-3 | .333 | 0-0 | .000 | 2 | 2 | 4 | 4 | 8 | 2 | 1 | 1 | 0 | 0 | 9 | 8.8 |
| at Nebraska | 01/27/2022 | * | 23:25 | 4-10 | .400 | 2-5 | .400 | 2-2 | 1.000 | 2 | 0 | 2 | 4 | 6 | 4 | 1 | 1 | 0 | 0 | 12 | 9.0 |
| Minnesota | 01/30/2022 | * | 31:30 | 4-6 | .667 | 1-3 | .333 | 2-2 | 1.000 | 1 | 3 | 4 | 4 | 6 | 3 | 2 | 1 | 0 | 0 | 11 | 9.1 |
| at Illinois | 02/02/2022 | * | 26:57 | 3-8 | .375 | 0-4 | .000 | 0-0 | .000 | 0 | 0 | 0 | 4 | 4 | 4 | 1 | 1 | 0 | 1 | 6 | 9.0 |
| Penn St. | 02/05/2022 | * | 25:27 | 5-8 | .625 | 3-5 | .600 | 0-0 | .000 | 0 | 4 | 4 | 4 | 4 | 2 | 5 | 0 | 1 | 1 | 13 | 9.1 |
| at Michigan St. | 02/08/2022 | * | 27:38 | 2-4 | .500 | 0-1 | .000 | 2-2 | 1.000 | 0 | 4 | 4 | 4 | 3 | 4 | 2 | 0 | 0 | 0 | 6 | 9.0 |
| Rutgers | 02/12/2022 | * | 24:35 | 5-6 | .833 | 1-1 | 1.000 | 1-2 | .500 | 4 | 1 | 5 | 4 | 4 | 2 | 3 | 0 | 0 | 0 | 12 | 9.1 |
| at Indiana | 02/15/2022 | * | 32:58 | 4-7 | .571 | 1-2 | .500 | 0-0 | .000 | 0 | 6 | 6 | 4 | 4 | 3 | 2 | 1 | 0 | 0 | 9 | 9.1 |
| Michigan | 02/20/2022 | * | 27:10 | 4-7 | .571 | 1-2 | .500 | 2-2 | 1.000 | 1 | 4 | 5 | 4 | 5 | 1 | 1 | 0 | 0 | 1 | 11 | 9.2 |
| at Minnesota | 02/23/2022 | * | 30:21 | 7-9 | .778 | 1-2 | .500 | 5-6 | .833 | 3 | 4 | 7 | 4 | 6 | 3 | 1 | 1 | 0 | 0 | 20 | 9.6 |
| at Rutgers | 02/26/2022 | * | 31:50 | 3-7 | .429 | 1-3 | .333 | 0-0 | .000 | 0 | 2 | 2 | 4 | 5 | 3 | 1 | 0 | 1 | 1 | 7 | 9.5 |
| Purdue | 03/01/2022 | * | 24:34 | 2-6 | .333 | 0-3 | .000 | 0-0 | .000 | 1 | 4 | 5 | 4 | 5 | 3 | 2 | 1 | 1 | 0 | 4 | 9.3 |
| Nebraska | 03/06/2022 | * | 25:55 | 2-7 | .286 | 0-1 | .000 | 0-0 | .000 | 2 | 5 | 7 | 4 | 6 | 1 | 1 | 4 | 0 | 0 | 4 | 9.1 |
| vs Michigan St. | 03/11/2022 | * | 21:15 | 4-6 | .667 | 1-2 | .500 | 0-0 | .000 | 0 | 1 | 1 | 4 | 5 | 2 | 2 | 1 | 0 | 0 | 9 | 9.1 |
| vs Colgate | 03/18/2022 | * | 24:49 | 2-6 | .333 | 1-3 | .333 | 0-0 | .000 | 2 | 3 | 5 | 4 | 5 | 2 | 1 | 0 | 1 | 0 | 5 | 9.0 |
| vs Iowa St. | 03/20/2022 | * | 24:58 | 1-4 | .250 | 0-3 | .000 | 0-0 | .000 | 0 | 1 | 1 | 4 | 4 | 3 | 1 | 2 | 0 | 0 | 2 | 8.8 |
| Totals | | | 33 | 834:08 | 114-230 | .496 | 26-82 | .317 | 36-45 | .800 | 48 | 96 | 144 | 4.4 | 84 | 48 | 31 | 9 | 9 | 290 | 8.8 |

| Player Averages | | | | | | | | | | | |
|-----------------|--------------|-------------|--------|---------|--------|---------------|--------------|----------------|-----------------------|-------------|-------------|
| Games Played | Minutes/game | Points/game | FG Pct | 3FG Pct | FT Pct | Rebounds/game | Assists/game | Turnovers/game | Assist/Turnover ratio | Steals/game | Blocks/game |
| 33 | 25.3 | 8.8 | 49.6 | 31.7 | 80.0 | 4.4 | 1.5 | 0.9 | 1.5 | 0.3 | 0.3 |

CAREER STATISTICS

| CROWL, Steven | | | | | | | | | | | | | | | | | | | |
|---------------|-------|-------------|---------|------|----------|------|----------|------|----------|-----|-----|-----|-------|----|----|-----|---------|-----|-----|
| | | Field Goals | | | 3-Point | | F-Throws | | Rebounds | | | | | | | | Scoring | | |
| SEASON TEAM | GP-GS | MIN/AVG | FG-FGA | FG% | 3FG-3FGA | 3FG% | FT-FTA | FT% | OFF | DEF | TOT | AVG | PF-FO | A | TO | BLK | STL | PTS | AVG |
| 2020-21 Wisc | 12-0 | 36/3.0 | 4-8 | .500 | 0-1 | .000 | 0-0 | .000 | 4 | 5 | 9 | 0.8 | 9-0 | 2 | 3 | 1 | 0 | 8 | 0.7 |
| 2021-22 Wisc | 33-33 | 834/25.3 | 114-230 | .496 | 26-82 | .317 | 36-45 | .800 | 48 | 96 | 144 | 4.4 | 84-1 | 48 | 31 | 9 | 9 | 290 | 8.8 |
| TOTAL | 45-33 | 870/19.3 | 118-238 | .496 | 26-83 | .313 | 36-45 | .800 | 52 | 101 | 153 | 3.4 | 93-1 | 50 | 34 | 10 | 9 | 298 | 6.6 |

23

CHUCKY HEPBURN

Sophomore | Guard | 6-2 | 205

Omaha, Neb. | Bellevue West



Twitter: @ChuckyHepburn | Instagram: @chucky.hepburn

| INDIVIDUAL BENCHMARKS | | |
|-----------------------|--------|--------|
| | SEASON | CAREER |
| GP/GS: | 33/33 | 33/33 |
| 10+ POINTS: | 12 | 12 |
| 20+ POINTS: | 0 | 0 |
| 3+ 3FGS: | 4 | 4 |
| 3+ ASSISTS: | 14 | 14 |
| 2+ STEALS: | 10 | 10 |
| LED UW IN PTS: | 0 | 0 |
| LED UW IN AST: | 15 | 15 |

GET TO KNOW CHUCKY

Chucky Hepburn immediately stepped in and showed out for Wisconsin as a true freshman, living up to the praise from head coach Greg Gard who touted the point guard for his "vision and a feel to the floor that we've only had with a few guys the 20 years I've been here." The Big Ten All-Freshman Team honoree averaged 7.9 points per game in his debut season, while leading the team in assists and ranked second in steals. The first true freshman to start a season opener at Wisconsin since Devin Harris in 2001, Hepburn's mature game helped him maintain a 1.97 assist-to-turnover ratio (77 ast, 39 to). Hepburn's heroics lifted the Badgers past No. 8 Purdue on March 1, 2022, as the freshman hit a go-ahead 3-pointer with 1.5 seconds left to finish with a career-high 17 points and help UW clinch a share of the Big Ten regular season championship.

- HONORS
- 2022 Big Ten All-Freshman Team

- TOP SEASON PERFORMANCES
- PURDUE (3/1/22): Banked in game winning 3-point shot with 1.2 seconds remaining clinching the B1G regular season title for UW. Career-high 17 points on 4-for-6 from behind the arc
 - at Rutgers (2/26/22): Led UW with a game-high 5 assists, plus 13 points (2-4 3FG) and 2 steals in a win
 - at Nebraska (1/27/22): Drained 3 triples, finishing with 13 pts, 3 reb, 3 stl and 2 ast
 - MARQUETTE (12/4/21): Recorded career highs in points (15) and assists (6), plus 3 steals in the win
 - ST. FRANCIS (11/9/21): First true freshman to start a season opener for UW since 2001, tallying 13 points, including 2-for-3 3FG shooting

| SEASON HIGHS (2021-22) | | | CAREER HIGHS | | |
|------------------------|---------------------------------|--|---------------|---------------------------------|--|
| POINTS: | 17 vs. Purdue (3/1/22) | | POINTS: | 17 vs. Purdue (3/1/22) | |
| FIELD GOALS: | 6 at Northwestern (1/18/22) | | FIELD GOALS: | 6 at Northwestern (1/18/22) | |
| FG ATTEMPTS: | 13 vs. Purdue (3/1/22) | | FG ATTEMPTS: | 13 vs. Purdue (3/1/22) | |
| 3-POINT FGS: | 4 vs. Purdue (3/1/22) | | 3-POINT FGS: | 4 vs. Purdue (3/1/22) | |
| 3-POINT FGAS: | 6 vs. Purdue (3/1/22) | | 3-POINT FGAS: | 6 vs. Purdue (3/1/22) | |
| FREE THROWS: | 4 (4x) MR vs. Nebraska (3/6/22) | | FREE THROWS: | 4 (4x) MR vs. Nebraska (3/6/22) | |
| FT ATTEMPTS: | 5 (2x) MR vs. Nebraska (3/6/22) | | FT ATTEMPTS: | 5 (2x) MR vs. Nebraska (3/6/22) | |
| REBOUNDS: | 6 vs. Colgate (3/18/22) | | REBOUNDS: | 6 vs. Colgate (3/18/22) | |
| ASSISTS: | 6 vs. Marquette (12/4/21) | | ASSISTS: | 6 vs. Marquette (12/4/21) | |
| BLOCKS: | 2 vs. Indiana (12/8/21) | | BLOCKS: | 2 vs. Indiana (12/8/21) | |
| STEALS: | 4 vs. Green Bay (11/12/21) | | STEALS: | 4 vs. Green Bay (11/12/21) | |
| MINUTES: | 37 at Indiana (2/15/22) | | MINUTES: | 37 at Indiana (2/15/22) | |

| GAME-BY-GAME STATISTICS (2021-22) | | | | | | | | | | | | | | | | | | | | | | |
|-----------------------------------|------------|----|-------|---------|--------|------------|--------|-------------|-------|----------|-----|-----|-----|-----|-----|-----|-----|-----|------|-----|-----|--|
| #23 HEPBURN, Chucky | | | | | | | | | | | | | | | | | | | | | | |
| Opponent | Date | GS | MIN | Total | | 3-Pointers | | Free throws | | Rebounds | | PF | A | TO | BLK | STL | PTS | AVG | | | | |
| | | | | FG-FGA | PCT | 3FG-3FGA | PCT | FT-FTA | PCT | OFF | DEF | TOT | AVG | | | | | | | | | |
| St. Francis Brooklyn | 11/09/2021 | * | 23:14 | 4-7 | .571 | 2-3 | .667 | 3-4 | .750 | 0 | 1 | 1 | 1.0 | 3 | 1 | 2 | 0 | 13 | 13.0 | | | |
| Green Bay | 11/12/2021 | * | 23:49 | 1-5 | .200 | 1-3 | .333 | 0-0 | .000 | 0 | 2 | 2 | 1.5 | 1 | 1 | 0 | 4 | 3 | 8.0 | | | |
| Providence | 11/15/2021 | * | 35:42 | 2-8 | .250 | 0-3 | .000 | 1-2 | .500 | 1 | 2 | 3 | 2.0 | 3 | 2 | 1 | 0 | 1 | 5 | 7.0 | | |
| vs Texas A&M | 11/22/2021 | * | 29:06 | 2-4 | .500 | 1-3 | .333 | 2-3 | .667 | 1 | 1 | 2 | 2.0 | 1 | 1 | 1 | 0 | 0 | 7 | 7.0 | | |
| vs Houston | 11/23/2021 | * | 30:58 | 1-4 | .250 | 1-4 | .250 | 0-0 | .000 | 0 | 4 | 4 | 2.4 | 2 | 3 | 3 | 1 | 0 | 3 | 6.2 | | |
| vs Saint Mary's (CA) | 11/24/2021 | * | 30:58 | 2-5 | .400 | 0-1 | .000 | 2-2 | 1.000 | 0 | 3 | 3 | 2.5 | 2 | 1 | 0 | 0 | 1 | 6 | 6.2 | | |
| at Georgia Tech | 12/01/2021 | * | 32:14 | 1-6 | .167 | 1-5 | .200 | 4-4 | 1.000 | 0 | 1 | 1 | 2.3 | 2 | 3 | 2 | 1 | 1 | 7 | 6.3 | | |
| Marquette | 12/04/2021 | * | 31:19 | 5-8 | .625 | 2-4 | .500 | 3-3 | 1.000 | 0 | 2 | 2 | 2.3 | 1 | 6 | 2 | 0 | 3 | 15 | 7.4 | | |
| Indiana | 12/08/2021 | * | 25:33 | 0-4 | .000 | 0-3 | .000 | 4-4 | 1.000 | 0 | 2 | 2 | 2.2 | 4 | 1 | 1 | 0 | 2 | 4 | 7.0 | | |
| at Ohio St. | 12/11/2021 | * | 32:55 | 2-8 | .250 | 1-5 | .200 | 0-0 | .000 | 0 | 3 | 3 | 2.3 | 1 | 1 | 1 | 0 | 1 | 5 | 6.8 | | |
| Nicholls | 12/15/2021 | * | 32:17 | 3-8 | .375 | 0-3 | .000 | 3-4 | .750 | 0 | 0 | 0 | 2.1 | 1 | 1 | 2 | 0 | 2 | 9 | 7.0 | | |
| Illinois St. | 12/29/2021 | * | 35:34 | 5-10 | .500 | 3-5 | .600 | 0-0 | .000 | 1 | 1 | 2 | 2.1 | 2 | 5 | 1 | 0 | 1 | 13 | 7.5 | | |
| at Purdue | 01/03/2022 | * | 32:50 | 2-7 | .286 | 1-4 | .250 | 0-0 | .000 | 0 | 1 | 1 | 2.0 | 1 | 3 | 1 | 0 | 1 | 5 | 7.3 | | |
| Iowa | 01/06/2022 | * | 30:56 | 3-9 | .333 | 1-4 | .250 | 4-4 | 1.000 | 0 | 2 | 2 | 2.0 | 2 | 1 | 0 | 0 | 2 | 11 | 7.6 | | |
| at Maryland | 01/09/2022 | * | 32:13 | 1-5 | .200 | 1-3 | .333 | 0-0 | .000 | 0 | 3 | 3 | 2.1 | 3 | 2 | 1 | 0 | 1 | 3 | 7.3 | | |
| Ohio St. | 01/13/2022 | * | 28:20 | 0-3 | .000 | 0-2 | .000 | 0-0 | .000 | 0 | 2 | 2 | 2.1 | 2 | 1 | 3 | 0 | 0 | 0 | 6.8 | | |
| at Northwestern | 01/18/2022 | * | 34:45 | 6-10 | .600 | 2-3 | .667 | 0-3 | .000 | 1 | 0 | 1 | 2.0 | 1 | 1 | 0 | 0 | 0 | 14 | 7.2 | | |
| Michigan St. | 01/21/2022 | * | 31:12 | 2-6 | .333 | 1-3 | .333 | 0-0 | .000 | 0 | 2 | 2 | 2.0 | 3 | 3 | 2 | 0 | 2 | 5 | 7.1 | | |
| at Nebraska | 01/27/2022 | * | 25:24 | 5-9 | .556 | 3-5 | .600 | 0-0 | .000 | 1 | 2 | 3 | 2.1 | 3 | 2 | 1 | 0 | 3 | 13 | 7.4 | | |
| Minnesota | 01/30/2022 | * | 32:06 | 2-5 | .400 | 1-1 | 1.000 | 0-0 | .000 | 0 | 3 | 3 | 2.1 | 2 | 1 | 1 | 0 | 1 | 5 | 7.3 | | |
| at Illinois | 02/02/2022 | * | 27:38 | 3-9 | .333 | 1-4 | .250 | 0-0 | .000 | 1 | 1 | 2 | 2.1 | 2 | 2 | 3 | 0 | 1 | 7 | 7.3 | | |
| Penn St. | 02/05/2022 | * | 26:59 | 4-7 | .571 | 2-4 | .500 | 0-0 | .000 | 0 | 2 | 2 | 2.1 | 4 | 1 | 1 | 0 | 0 | 10 | 7.4 | | |
| at Michigan St. | 02/08/2022 | * | 29:53 | 4-9 | .444 | 1-3 | .333 | 2-2 | 1.000 | 0 | 3 | 3 | 2.1 | 3 | 3 | 0 | 0 | 2 | 11 | 7.6 | | |
| Rutgers | 02/12/2022 | * | 33:09 | 3-8 | .375 | 1-4 | .250 | 0-0 | .000 | 0 | 0 | 0 | 2.0 | 1 | 3 | 2 | 0 | 2 | 7 | 7.5 | | |
| at Indiana | 02/15/2022 | * | 37:29 | 4-8 | .500 | 0-3 | .000 | 0-1 | .000 | 0 | 3 | 3 | 2.1 | 1 | 3 | 0 | 0 | 0 | 8 | 7.6 | | |
| Michigan | 02/20/2022 | * | 35:31 | 4-9 | .444 | 1-2 | .500 | 1-1 | 1.000 | 0 | 1 | 1 | 2.0 | 3 | 4 | 1 | 0 | 3 | 10 | 7.7 | | |
| at Minnesota | 02/23/2022 | * | 34:57 | 2-5 | .400 | 1-1 | 1.000 | 1-5 | .200 | 0 | 3 | 3 | 2.1 | 2 | 2 | 0 | 1 | 0 | 6 | 7.6 | | |
| at Rutgers | 02/26/2022 | * | 35:00 | 5-11 | .455 | 2-4 | .500 | 1-2 | .500 | 0 | 2 | 2 | 2.1 | 3 | 5 | 3 | 0 | 2 | 13 | 7.8 | | |
| Purdue | 03/01/2022 | * | 32:40 | 5-13 | .385 | 4-6 | .667 | 3-3 | 1.000 | 0 | 0 | 0 | 2.0 | 4 | 2 | 0 | 0 | 1 | 17 | 8.1 | | |
| Nebraska | 03/06/2022 | * | 34:54 | 2-9 | .222 | 0-4 | .000 | 4-5 | .800 | 0 | 1 | 1 | 2.0 | 3 | 3 | 1 | 0 | 0 | 8 | 8.1 | | |
| vs Michigan St. | 03/11/2022 | * | 34:22 | 4-9 | .444 | 3-5 | .600 | 0-2 | .000 | 0 | 3 | 3 | 2.0 | 3 | 4 | 1 | 0 | 0 | 11 | 8.2 | | |
| vs Colgate | 03/18/2022 | * | 33:33 | 3-6 | .500 | 1-3 | .333 | 1-2 | .500 | 1 | 5 | 6 | 2.1 | 1 | 5 | 0 | 0 | 1 | 8 | 8.2 | | |
| vs Iowa St. | 03/20/2022 | * | 14:10 | 0-3 | .000 | 0-2 | .000 | 0-0 | .000 | 0 | 2 | 2 | 2.1 | 0 | 0 | 2 | 0 | 0 | 0 | 7.9 | | |
| Totals | | | 33 | 1021:40 | 92-237 | .388 | 39-112 | .348 | 39-56 | .696 | 7 | 63 | 70 | 2.1 | 70 | 77 | 39 | 5 | 36 | 262 | 7.9 | |

| Player Averages | | | | | | | | | | | |
|-----------------|--------------|-------------|--------|---------|--------|---------------|--------------|----------------|-----------------------|-------------|-------------|
| Games Played | Minutes/game | Points/game | FG Pct | 3FG Pct | FT Pct | Rebounds/game | Assists/game | Turnovers/game | Assist/Turnover ratio | Steals/game | Blocks/game |
| 33 | 31.0 | 7.9 | 38.8 | 34.8 | 69.6 | 2.1 | 2.3 | 1.2 | 2.0 | 1.1 | 0.2 |

CAREER STATISTICS

HEPBURN, Chucky

| | | | | Field Goals | | 3-Point | | F-Throws | | Rebounds | | | | | | | Scoring | | | |
|---------|------|-------|-----------|-------------|------|----------|------|----------|------|----------|-----|-----|-----|-------|----|----|---------|-----|-----|-----|
| SEASON | TEAM | GP-GS | MIN/AVG | FG-FGA | FG% | 3FG-3FGA | 3FG% | FT-FTA | FT% | OFF | DEF | TOT | AVG | PF-FO | A | TO | BLK | STL | PTS | AVG |
| 2021-22 | Wisc | 33-33 | 1022/31.0 | 92-237 | .388 | 39-112 | .348 | 39-56 | .696 | 7 | 63 | 70 | 2.1 | 70-0 | 77 | 39 | 5 | 36 | 262 | 7.9 |
| TOTAL | | 33-33 | 1022/31.0 | 92-237 | .388 | 39-112 | .348 | 39-56 | .696 | 7 | 63 | 70 | 2.1 | 70-0 | 77 | 39 | 5 | 36 | 262 | 7.9 |

Individual Game by Game

3 | CONNOR ESSEGIAN

Freshman | Guard | 6-4 | 185
Fort Wayne, Ind. | Central Noble

GAME-BY-GAME STATISTICS

CAREER STATISTICS

SEASON HIGHS

POINTS: --
FIELD GOALS: --
FG ATTEMPTS: --
3-POINT FGS: --
3-POINT FGAS: --
FREE THROWS: --
FT ATTEMPTS: --
REBOUNDS: --
ASSISTS: --
BLOCKS: --
STEALS: --
MINUTES: --

CAREER HIGHS

POINTS: --
FIELD GOALS: --
FG ATTEMPTS: --
3-POINT FGS: --
3-POINT FGAS: --
FREE THROWS: --
FT ATTEMPTS: --
REBOUNDS: --
ASSISTS: --
BLOCKS: --
STEALS: --
MINUTES: --

10 | ISAAC LINDSEY

Sophomore | Guard | 6-4 | 185
Mineral Point, Wis. | Mineral Point (UNLV)

GAME-BY-GAME STATISTICS

#10 LINDSEY, Isaac

| Opponent | Date | GS | MIN | Total | | 3-Pointers | | Free throws | | Rebounds | | | | PF A TO BLK STL PTS AVG | | | | | | |
|----------------------|------------|----|-------|--------|------|------------|------|-------------|------|----------|-----|-----|-----|-------------------------|---|----|-----|-----|-----|-----|
| | | | | FG-FGA | PCT | 3FG-3FGA | PCT | FT-FTA | PCT | OFF | DEF | TOT | AVG | PF | A | TO | BLK | STL | PTS | AVG |
| St. Francis Brooklyn | 11/09/2021 | | 02:14 | 0-0 | .000 | 0-0 | .000 | 0-0 | .000 | 0 | 0 | 0 | 0.0 | 0 | 0 | 0 | 0 | 0 | 0 | 0.0 |
| Green Bay | 11/12/2021 | | 03:48 | 0-1 | .000 | 0-0 | .000 | 0-0 | .000 | 0 | 0 | 0 | 0.0 | 0 | 0 | 0 | 0 | 0 | 0 | 0.0 |
| Illinois St. | 12/29/2021 | | 02:36 | 1-3 | .333 | 1-2 | .500 | 0-0 | .000 | 0 | 0 | 0 | 0.0 | 0 | 0 | 0 | 0 | 0 | 3 | 1.0 |
| Iowa | 01/06/2022 | | 00:43 | 0-0 | .000 | 0-0 | .000 | 0-0 | .000 | 0 | 0 | 0 | 0.0 | 0 | 0 | 0 | 0 | 0 | 0 | 0.8 |
| at Nebraska | 01/27/2022 | | 00:54 | 0-0 | .000 | 0-0 | .000 | 0-0 | .000 | 0 | 0 | 0 | 0.0 | 0 | 0 | 0 | 0 | 0 | 0 | 0.6 |
| vs Iowa St. | 03/20/2022 | | 01:40 | 0-1 | .000 | 0-1 | .000 | 0-0 | .000 | 0 | 0 | 0 | 0.0 | 0 | 0 | 0 | 0 | 0 | 0 | 0.5 |
| Totals | | 0 | 11:55 | 1-5 | .200 | 1-3 | .333 | 0-0 | .000 | 0 | 0 | 0 | 0.0 | 0 | 0 | 0 | 0 | 0 | 3 | 0.5 |

CAREER STATISTICS

LINDSEY, Isaac

| | | | Field Goals | | 3-Point | | F-Throws | | Rebounds | | | | | | | | Scoring | | | | |
|---------|------|-------|-------------|-----|---------|------|----------|------|----------|------|-----|-----|-----|-----|-------|---|---------|-----|-----|-----|-----|
| SEASON | TEAM | GP-GS | MIN | AVG | FG-FGA | FG% | 3FG-3FGA | 3FG% | FT-FTA | FT% | OFF | DEF | TOT | AVG | PF-FO | A | TO | BLK | STL | PTS | AVG |
| 2021-22 | Wisc | 6-0 | 12/2.0 | | 1-5 | .200 | 1-3 | .333 | 0-0 | .000 | 0 | 0 | 0 | 0.0 | 0-0 | 0 | 0 | 0 | 0 | 3 | 0.5 |
| TOTAL | | 6-0 | 12/2.0 | | 1-5 | .200 | 1-3 | .333 | 0-0 | .000 | 0 | 0 | 0 | 0.0 | 0-0 | 0 | 0 | 0 | 0 | 3 | 0.5 |

SEASON HIGHS

POINTS: 3 vs. Illinois St (12/29/21)
FIELD GOALS: 1 vs. Illinois St (12/29/21)
FG ATTEMPTS: 3 vs. Illinois St (12/29/21)
3-POINT FGS: 1 vs. Illinois St (12/29/21)
3-POINT FGAS: 2 vs. Illinois St (12/29/21)
FREE THROWS: --
FT ATTEMPTS: --
REBOUNDS: --
ASSISTS: --
BLOCKS: --
STEALS: --
MINUTES: 4 vs. Green Bay (11/12/21)

CAREER HIGHS

POINTS: 3 vs. Illinois St (12/29/21)
FIELD GOALS: 1 vs. Illinois St (12/29/21)
FG ATTEMPTS: 3 vs. Illinois St (12/29/21)
3-POINT FGS: 1 vs. Illinois St (12/29/21)
3-POINT FGAS: 2 vs. Illinois St (12/29/21)
FREE THROWS: --
FT ATTEMPTS: --
REBOUNDS: --
ASSISTS: --
BLOCKS: --
STEALS: --
MINUTES: 4 vs. Green Bay (11/12/21)

Individual Game by Game

12 | LUKE HAERTLE

Freshman | Guard | 6-3 | 215
Hartland, Wis. | Lake Country Lutheran

GAME-BY-GAME STATISTICS

CAREER STATISTICS

SEASON HIGHS

POINTS: --
FIELD GOALS: --
FG ATTEMPTS: --
3-POINT FGS: --
3-POINT FGAS: --
FREE THROWS: --
FT ATTEMPTS: --
REBOUNDS: --
ASSISTS: --
BLOCKS: --
STEALS: --
MINUTES: --

CAREER HIGHS

POINTS: --
FIELD GOALS: --
FG ATTEMPTS: --
3-POINT FGS: --
3-POINT FGAS: --
FREE THROWS: --
FT ATTEMPTS: --
REBOUNDS: --
ASSISTS: --
BLOCKS: --
STEALS: --
MINUTES: --

13 | JUSTIN TAPHORN

Junior | Guard | 6-5 | 215
Pekin, Ill. | Pekin

GAME-BY-GAME STATISTICS

#13 TAPHORN, Justin

| Opponent | Date | GS | MIN | Total | | 3-Pointers | | Free throws | | Rebounds | | | | PF | | | | A | | | | BLK | | | | STL | | | | PTS | | | |
|----------------------|------------|----|-------|--------|------|------------|------|-------------|------|----------|-----|-----|-----|----|---|----|-----|-----|-----|-----|---|-----|---|---|---|-----|---|---|---|-----|--|--|--|
| | | | | FG-FGA | PCT | 3FG-3FGA | PCT | FT-FTA | PCT | OFF | DEF | TOT | AVG | PF | A | TO | BLK | STL | PTS | AVG | | | | | | | | | | | | | |
| St. Francis Brooklyn | 11/09/2021 | | 00:41 | 0-0 | .000 | 0-0 | .000 | 0-0 | .000 | 0 | 0 | 0 | 0.0 | 0 | 0 | 0 | 0 | 0 | 0 | 0 | 0 | 0 | 0 | 0 | 0 | 0 | 0 | 0 | 0 | 0.0 | | | |
| Green Bay | 11/12/2021 | | 01:46 | 0-0 | .000 | 0-0 | .000 | 0-0 | .000 | 0 | 0 | 0 | 0.0 | 0 | 0 | 0 | 0 | 0 | 0 | 0 | 0 | 0 | 0 | 0 | 0 | 0 | 0 | 0 | 0 | 0.0 | | | |
| Marquette | 12/04/2021 | | 01:02 | 0-0 | .000 | 0-0 | .000 | 0-0 | .000 | 0 | 0 | 0 | 0.0 | 0 | 0 | 0 | 0 | 0 | 0 | 0 | 0 | 0 | 0 | 0 | 0 | 0 | 0 | 0 | 0 | 0.0 | | | |
| Michigan | 02/20/2022 | | 00:49 | 0-0 | .000 | 0-0 | .000 | 0-0 | .000 | 0 | 0 | 0 | 0.0 | 0 | 0 | 0 | 0 | 0 | 0 | 0 | 0 | 1 | 0 | 0 | 0 | 0 | 0 | 0 | 0 | 0.0 | | | |
| Totals | | 0 | 04:18 | 0-0 | .000 | 0-0 | .000 | 0-0 | .000 | 0 | 0 | 0 | 0.0 | 0 | 0 | 0 | 0 | 0 | 0 | 0 | 0 | 1 | 0 | 0 | 0 | 0 | 0 | 0 | 0 | 0.0 | | | |

CAREER STATISTICS

TAPHORN, Justin

| | | | Field Goals | | 3-Point | | F-Throws | | Rebounds | | | | | | | | Scoring | | | |
|---------|------|-------|-------------|--------|---------|----------|----------|--------|----------|-----|-----|-----|-----|-------|---|----|---------|-----|-----|-----|
| SEASON | TEAM | GP-GS | MIN/AVG | FG-FGA | FG% | 3FG-3FGA | 3FG% | FT-FTA | FT% | OFF | DEF | TOT | AVG | PF-FO | A | TO | BLK | STL | PTS | AVG |
| 2020-21 | Wisc | 7-0 | 11/1.5 | 0-1 | .000 | 0-1 | .000 | 0-0 | .000 | 0 | 0 | 0 | 0.0 | 0-0 | 0 | 1 | 0 | 0 | 0 | 0.0 |
| 2021-22 | Wisc | 4-0 | 4/1.1 | 0-0 | .000 | 0-0 | .000 | 0-0 | .000 | 0 | 0 | 0 | 0.0 | 0-0 | 0 | 1 | 0 | 0 | 0 | 0.0 |
| TOTAL | | 11-0 | 15/1.4 | 0-1 | .000 | 0-1 | .000 | 0-0 | .000 | 0 | 0 | 0 | 0.0 | 0-0 | 0 | 2 | 0 | 0 | 0 | 0.0 |

SEASON HIGHS

POINTS: --
FIELD GOALS: --
FG ATTEMPTS: --
3-POINT FGS: --
3-POINT FGAS: --
FREE THROWS: --
FT ATTEMPTS: --
REBOUNDS: --
ASSISTS: --
BLOCKS: --
STEALS: --
MINUTES: 2 vs. Green Bay (11/12/21)

CAREER HIGHS

POINTS: --
FIELD GOALS: --
FG ATTEMPTS: 1 vs. Green Bay (12/1/20)
3-POINT FGS: --
3-POINT FGAS: 1 vs. Green Bay (12/1/20)
FREE THROWS: --
FT ATTEMPTS: --
REBOUNDS: --
ASSISTS: --
BLOCKS: --
STEALS: --
MINUTES: 2 vs. Green Bay (11/12/21)

Individual Game by Game

15 | ISAAC GARD

Freshman | Guard | 6-2 | 165
Oregon, Wis. | Oregon

GAME-BY-GAME STATISTICS

CAREER STATISTICS

SEASON HIGHS

POINTS: --
FIELD GOALS: --
FG ATTEMPTS: --
3-POINT FGS: --
3-POINT FGAS: --
FREE THROWS: --
FT ATTEMPTS: --
REBOUNDS: --
ASSISTS: --
BLOCKS: --
STEALS: --
MINUTES: --

CAREER HIGHS

POINTS: --
FIELD GOALS: --
FG ATTEMPTS: --
3-POINT FGS: --
3-POINT FGAS: --
FREE THROWS: --
FT ATTEMPTS: --
REBOUNDS: --
ASSISTS: --
BLOCKS: --
STEALS: --
MINUTES: --

35 | MARKUS ILVER

Sophomore | Forward | 6-8 | 215
Tallinn, Estonia | Western Reserve Academy

GAME-BY-GAME STATISTICS

#35 ILVER, Markus

| Opponent | Date | GS | MIN | Total | | 3-Pointers | | Free throws | | Rebounds | | | | PF | A | TO | BLK | STL | PTS | AVG |
|----------------------|------------|----|-------|--------|------|------------|------|-------------|------|----------|-----|-----|-----|----|---|----|-----|-----|-----|-----|
| | | | | FG-FGA | PCT | 3FG-3FGA | PCT | FT-FTA | PCT | OFF | DEF | TOT | AVG | | | | | | | |
| St. Francis Brooklyn | 11/09/2021 | | 06:32 | 1-2 | .500 | 0-1 | .000 | 0-0 | .000 | 0 | 0 | 0 | 0.0 | 1 | 0 | 0 | 0 | 0 | 2 | 2.0 |
| Green Bay | 11/12/2021 | | 10:44 | 0-4 | .000 | 0-2 | .000 | 3-4 | .750 | 1 | 3 | 4 | 2.0 | 4 | 0 | 1 | 0 | 0 | 3 | 2.5 |
| Providence | 11/15/2021 | | 02:11 | 0-0 | .000 | 0-0 | .000 | 0-0 | .000 | 0 | 0 | 0 | 1.3 | 0 | 0 | 0 | 0 | 0 | 0 | 1.7 |
| Marquette | 12/04/2021 | | 01:29 | 0-1 | .000 | 0-1 | .000 | 0-0 | .000 | 0 | 0 | 0 | 1.0 | 0 | 0 | 0 | 0 | 0 | 0 | 1.3 |
| at Ohio St. | 12/11/2021 | | 02:53 | 0-1 | .000 | 0-1 | .000 | 0-0 | .000 | 0 | 0 | 0 | 0.8 | 0 | 0 | 0 | 0 | 0 | 0 | 1.0 |
| Illinois St. | 12/29/2021 | | 01:53 | 0-0 | .000 | 0-0 | .000 | 0-0 | .000 | 0 | 0 | 0 | 0.7 | 0 | 0 | 0 | 0 | 0 | 0 | 0.8 |
| Iowa | 01/06/2022 | | 01:02 | 0-0 | .000 | 0-0 | .000 | 0-0 | .000 | 0 | 0 | 0 | 0.6 | 1 | 0 | 1 | 0 | 0 | 0 | 0.7 |
| Michigan | 02/20/2022 | | 00:49 | 0-0 | .000 | 0-0 | .000 | 0-0 | .000 | 0 | 0 | 0 | 0.5 | 1 | 0 | 0 | 0 | 0 | 0 | 0.6 |
| Totals | | 0 | 27:33 | 1-8 | .125 | 0-5 | .000 | 3-4 | .750 | 1 | 3 | 4 | 0.5 | 7 | 0 | 2 | 0 | 0 | 5 | 0.6 |

CAREER STATISTICS

ILVER, Markus

| | | | | Field Goals | | 3-Point | | F-Throws | | Rebounds | | | | | | | | | Scoring | | |
|---------|------|-------|-----|-------------|--------|---------|----------|----------|--------|----------|-----|-----|-----|-----|-------|---|----|-----|---------|-----|-----|
| SEASON | TEAM | GP-GS | MIN | AVG | FG-FGA | FG% | 3FG-3FGA | 3FG% | FT-FTA | FT% | OFF | DEF | TOT | AVG | PF-FO | A | TO | BLK | STL | PTS | AVG |
| 2021-22 | Wisc | 8-0 | 28 | 3/4 | 1-8 | .125 | 0-5 | .000 | 3-4 | .750 | 1 | 3 | 4 | 0.5 | 7-0 | 0 | 2 | 0 | 0 | 5 | 0.6 |
| TOTAL | | 8-0 | 28 | 3/4 | 1-8 | .125 | 0-5 | .000 | 3-4 | .750 | 1 | 3 | 4 | 0.5 | 7-0 | 0 | 2 | 0 | 0 | 5 | 0.6 |

SEASON HIGHS

POINTS: 3 vs. Green Bay (11/12/21)
FIELD GOALS: 1 vs. St. Francis Bkn (11/9/21)
FG ATTEMPTS: 4 vs. Green Bay (11/12/21)
3-POINT FGS: --
3-POINT FGAS: 2 vs. Green Bay (11/12/21)
FREE THROWS: 3 vs. Green Bay (11/12/21)
FT ATTEMPTS: 4 vs. Green Bay (11/12/21)
REBOUNDS: 4 vs. Green Bay (11/12/21)
ASSISTS: --
BLOCKS: --
STEALS: --
MINUTES: 11 vs. Green Bay (11/12/21)

CAREER HIGHS

POINTS: 3 vs. Green Bay (11/12/21)
FIELD GOALS: 1 vs. St. Francis Bkn (11/9/21)
FG ATTEMPTS: 4 vs. Green Bay (11/12/21)
3-POINT FGS: --
3-POINT FGAS: 2 vs. Green Bay (11/12/21)
FREE THROWS: 3 vs. Green Bay (11/12/21)
FT ATTEMPTS: 4 vs. Green Bay (11/12/21)
REBOUNDS: 4 vs. Green Bay (11/12/21)
ASSISTS: --
BLOCKS: --
STEALS: --
MINUTES: 11 vs. Green Bay (11/12/21)

Individual Game by Game

30 | ROSS CANDELINO

Freshman | Guard | 6-5 | 185
Jacksonville, Fla. | Ponte Vedra

GAME-BY-GAME STATISTICS

CAREER STATISTICS

SEASON HIGHS

POINTS: --
FIELD GOALS: --
FG ATTEMPTS: --
3-POINT FGS: --
3-POINT FGAS: --
FREE THROWS: --
FT ATTEMPTS: --
REBOUNDS: --
ASSISTS: --
BLOCKS: --
STEALS: --
MINUTES: --

CAREER HIGHS

POINTS: --
FIELD GOALS: --
FG ATTEMPTS: --
3-POINT FGS: --
3-POINT FGAS: --
FREE THROWS: --
FT ATTEMPTS: --
REBOUNDS: --
ASSISTS: --
BLOCKS: --
STEALS: --
MINUTES: --

2021-22 OVERALL STATISTICS

Game Records

| Record | Overall | Home | Away | Neutral |
|----------------|---------|------|------|---------|
| ALL GAMES | 25-8 | 12-4 | 9-2 | 4-2 |
| CONFERENCE | 15-5 | 7-3 | 8-2 | 0-0 |
| NON-CONFERENCE | 10-3 | 5-1 | 1-0 | 4-2 |

Score by Periods

| Team | 1st | 2nd | OT | TOT |
|-----------|------|------|----|------|
| Wisconsin | 1082 | 1226 | 0 | 2308 |
| Opponents | 993 | 1184 | 0 | 2177 |

Team Box Score

| No. | Player | | | | Total | | 3-Point | | F-Throw | | Rebounds | | | | | | | | | | | |
|-----------|----------------------|-------|---------|------|----------|------|----------|------|---------|------|----------|-----|------|------|-----|----|-----|-----|-----|-----|------|------|
| | | GP-GS | MIN | AVG | FG-FGA | FG% | 3FG-3FGA | 3FG% | FT-FTA | FT% | OFF | DEF | TOT | AVG | PF | DQ | A | TO | BLK | STL | PTS | AVG |
| 1 | DAVIS, Johnny | 31-31 | 1061:23 | 34.2 | 210-492 | .427 | 37-121 | .306 | 155-196 | .791 | 41 | 214 | 255 | 8.2 | 63 | 1 | 66 | 71 | 23 | 36 | 612 | 19.7 |
| 34 | DAVISON, Brad | 33-33 | 1142:03 | 34.6 | 139-362 | .384 | 78-225 | .347 | 108-125 | .864 | 11 | 121 | 132 | 4.0 | 79 | 2 | 69 | 29 | 0 | 28 | 464 | 14.1 |
| 5 | WAHL, Tyler | 32-32 | 972:50 | 30.4 | 145-281 | .516 | 6-37 | .162 | 70-100 | .700 | 52 | 137 | 189 | 5.9 | 80 | 1 | 49 | 52 | 25 | 37 | 366 | 11.4 |
| 22 | CROWL, Steven | 33-33 | 834:08 | 25.3 | 114-230 | .496 | 26-82 | .317 | 36-45 | .800 | 48 | 96 | 144 | 4.4 | 84 | 1 | 48 | 31 | 9 | 9 | 290 | 8.8 |
| 23 | HEPBURN, Chucky | 33-33 | 1021:40 | 31.0 | 92-237 | .388 | 39-112 | .348 | 39-56 | .696 | 7 | 63 | 70 | 2.1 | 70 | 0 | 77 | 39 | 5 | 36 | 262 | 7.9 |
| 11 | BOWMAN II, Lorne | 22-0 | 231:54 | 10.5 | 21-61 | .344 | 12-30 | .400 | 12-25 | .480 | 3 | 21 | 24 | 1.1 | 24 | 0 | 11 | 13 | 0 | 6 | 66 | 3.0 |
| 33 | VOGT, Chris | 33-0 | 420:48 | 12.8 | 39-78 | .500 | 0-1 | .000 | 19-37 | .514 | 51 | 52 | 103 | 3.1 | 76 | 1 | 21 | 18 | 26 | 11 | 97 | 2.9 |
| 20 | CARLSON, Ben | 32-2 | 294:60 | 9.2 | 22-66 | .333 | 1-21 | .048 | 7-13 | .538 | 25 | 40 | 65 | 2.0 | 17 | 0 | 4 | 10 | 1 | 2 | 52 | 1.6 |
| 0 | NEATH, Jahcobi | 23-1 | 223:38 | 9.7 | 11-43 | .256 | 4-18 | .222 | 11-15 | .733 | 9 | 25 | 34 | 1.5 | 13 | 0 | 8 | 6 | 1 | 4 | 37 | 1.6 |
| 2 | DAVIS, Jordan | 27-0 | 175:25 | 6.5 | 13-40 | .325 | 8-28 | .286 | 1-3 | .333 | 9 | 15 | 24 | 0.9 | 19 | 0 | 4 | 6 | 3 | 4 | 35 | 1.3 |
| 14 | GILMORE, Carter | 22-0 | 171:30 | 7.8 | 7-27 | .259 | 1-13 | .077 | 4-7 | .571 | 6 | 16 | 22 | 1.0 | 20 | 0 | 8 | 2 | 4 | 2 | 19 | 0.9 |
| 35 | ILVER, Markus | 8-0 | 27:33 | 3.4 | 1-8 | .125 | 0-5 | .000 | 3-4 | .750 | 1 | 3 | 4 | 0.5 | 7 | 0 | 0 | 2 | 0 | 0 | 5 | 0.6 |
| 10 | LINDSEY, Isaac | 6-0 | 11:55 | 2.0 | 1-5 | .200 | 1-3 | .333 | 0-0 | .000 | 0 | 0 | 0 | 0.0 | 0 | 0 | 0 | 0 | 0 | 0 | 3 | 0.5 |
| 13 | TAPHORN, Justin | 4-0 | 04:18 | 1.1 | 0-0 | .000 | 0-0 | .000 | 0-0 | .000 | 0 | 0 | 0 | 0.0 | 0 | 0 | 0 | 1 | 0 | 0 | 0 | 0.0 |
| 04 | HIGGINBOTTOM, Carter | 6-0 | 05:41 | 0.9 | 0-1 | .000 | 0-0 | .000 | 0-0 | .000 | 0 | 0 | 0 | 0.0 | 2 | 0 | 0 | 2 | 0 | 0 | 0 | 0.0 |
| Team | | | | | | | | | | | 45 | 45 | 90 | | | | | 5 | | | | |
| Total | | 33 | 6600 | | 815-1931 | .422 | 213-696 | .306 | 465-626 | .743 | 308 | 848 | 1156 | 35.0 | 554 | 6 | 365 | 287 | 97 | 175 | 2308 | 69.9 |
| Opponents | | 33 | 6600 | | 813-1870 | .435 | 204-628 | .325 | 347-508 | .683 | 274 | 876 | 1150 | 34.8 | 624 | 13 | 381 | 377 | 109 | 155 | 2177 | 66.0 |

Team Statistics

| | WISC | OPP |
|------------------------|-----------------|-----------------|
| Scoring | 2308 | 2177 |
| Points per game | 69.9 | 66.0 |
| Scoring margin | +4.0 | - |
| Field goals-att | 815-1931 | 813-1870 |
| Field goal pct | .422 | .435 |
| 3 point fg-att | 213-696 | 204-628 |
| 3-point FG pct | .306 | .325 |
| 3-pt FG made per game | 6.5 | 6.2 |
| Free throws-att | 465-626 | 347-508 |
| Free throw pct | .743 | .683 |
| F-Throws made per game | 14.1 | 10.5 |
| Rebounds | 1156 | 1150 |
| Rebounds per game | 35.0 | 34.8 |
| Rebounding margin | +0.2 | - |
| Assists | 365 | 381 |
| Assists per game | 11.1 | 11.5 |
| Turnovers | 287 | 377 |
| Turnovers per game | 8.7 | 11.4 |
| Turnover margin | +2.7 | - |
| Assist/turnover ratio | 1.3 | 1.0 |
| Steals | 175 | 155 |
| Steals per game | 5.3 | 4.7 |
| Blocks | 97 | 109 |
| Blocks per game | 2.9 | 3.3 |
| Winning streak | 0 | - |
| Home win streak | 0 | - |
| Attendance | 264075 | 133329 |
| Home games-Avg/Game | 16-16505 | 11-12121 |
| Neutral site-Avg/Game | - | 6-10107 |

Team Results

| Date | Opponent | | Score | Att. |
|------------|----------------------|---|-------|-------|
| 11/09/2021 | St. Francis Brooklyn | W | 81-58 | 15735 |
| 11/12/2021 | Green Bay | W | 72-34 | 16005 |
| 11/15/2021 | Providence | L | 58-63 | 15773 |
| 11/22/2021 | vs Texas A&M | W | 69-58 | 2937 |
| 11/23/2021 | vs Houston | W | 65-63 | 3391 |
| 11/24/2021 | vs Saint Mary's (CA) | W | 61-55 | 2901 |
| 12/01/2021 | at Georgia Tech | W | 70-66 | 6302 |
| 12/04/2021 | Marquette | W | 89-76 | 17287 |
| 12/08/2021 | Indiana | W | 64-59 | 16013 |
| 12/11/2021 | at Ohio St. | L | 55-73 | 13856 |
| 12/15/2021 | Nicholls | W | 71-68 | 15752 |
| 12/29/2021 | Illinois St. | W | 89-85 | 15718 |
| 01/03/2022 | at Purdue | W | 74-69 | 14804 |
| 01/06/2022 | Iowa | W | 87-78 | 15212 |
| 01/09/2022 | at Maryland | W | 70-69 | 10864 |
| 01/13/2022 | Ohio St. | W | 78-68 | 15571 |
| 01/18/2022 | at Northwestern | W | 82-76 | 5251 |
| 01/21/2022 | Michigan St. | L | 74-86 | 17287 |
| 01/27/2022 | at Nebraska | W | 73-65 | 15385 |
| 01/30/2022 | Minnesota | W | 66-60 | 17287 |
| 02/02/2022 | at Illinois | L | 67-80 | 14860 |
| 02/05/2022 | Penn St. | W | 51-49 | 17287 |
| 02/08/2022 | at Michigan St. | W | 70-62 | 14797 |
| 02/12/2022 | Rutgers | L | 65-73 | 17287 |
| 02/15/2022 | at Indiana | W | 74-69 | 17222 |
| 02/20/2022 | Michigan | W | 77-63 | 17287 |
| 02/23/2022 | at Minnesota | W | 68-67 | 11761 |
| 02/26/2022 | at Rutgers | W | 66-61 | 8227 |
| 03/01/2022 | Purdue | W | 70-67 | 17287 |
| 03/06/2022 | Nebraska | L | 73-74 | 17287 |
| 03/11/2022 | vs Michigan St. | L | 63-69 | 16415 |
| 03/18/2022 | vs Colgate | W | 67-60 | 17500 |
| 03/20/2022 | vs Iowa St. | L | 49-54 | 17500 |

2021-22 BIG TEN STATISTICS

Game Records

| Record | Overall | Home | Away | Neutral |
|----------------|---------|------|------|---------|
| ALL GAMES | 15-5 | 7-3 | 8-2 | 0-0 |
| CONFERENCE | 15-5 | 7-3 | 8-2 | 0-0 |
| NON-CONFERENCE | 0-0 | 0-0 | 0-0 | 0-0 |

Score by Periods

| Team | 1st | 2nd | OT | TOT |
|-----------|-----|-----|----|------|
| Wisconsin | 662 | 742 | 0 | 1404 |
| Opponents | 624 | 744 | 0 | 1368 |

Team Box Score

| No. | Player | | | | Total | | 3-Point | | F-Throw | | Rebounds | | | | | | | | | | | | | |
|-----------|----------------------|-------|--------|------|----------|------|----------|------|---------|------|----------|-----|-----|------|-----|----|-----|-----|-----|-----|------|------|--|--|
| | | GP-GS | MIN | AVG | FG-FGA | FG% | 3FG-3FGA | 3FG% | FT-FTA | FT% | OFF | DEF | TOT | AVG | PF | DQ | A | TO | BLK | STL | PTS | AVG | | |
| 1 | DAVIS, Johnny | 20-20 | 688:48 | 34.4 | 140-308 | .455 | 22-69 | .319 | 96-126 | .762 | 25 | 152 | 177 | 8.9 | 44 | 1 | 39 | 48 | 12 | 19 | 398 | 19.9 | | |
| 34 | DAVISON, Brad | 20-20 | 707:06 | 35.4 | 83-221 | .376 | 49-137 | .358 | 57-64 | .891 | 6 | 76 | 82 | 4.1 | 41 | 0 | 39 | 17 | 0 | 16 | 272 | 13.6 | | |
| 5 | WAHL, Tyler | 19-19 | 574:38 | 30.2 | 95-176 | .540 | 6-25 | .240 | 39-55 | .709 | 32 | 87 | 119 | 6.3 | 54 | 1 | 34 | 35 | 11 | 26 | 235 | 12.4 | | |
| 22 | CROWL, Steven | 20-20 | 521:42 | 26.1 | 69-130 | .531 | 15-46 | .326 | 20-23 | .870 | 24 | 56 | 80 | 4.0 | 56 | 1 | 35 | 18 | 3 | 7 | 173 | 8.7 | | |
| 23 | HEPBURN, Chucky | 20-20 | 634:24 | 31.7 | 59-154 | .383 | 24-68 | .353 | 20-30 | .667 | 3 | 36 | 39 | 2.0 | 48 | 0 | 44 | 21 | 3 | 22 | 162 | 8.1 | | |
| 33 | VOGT, Chris | 20-0 | 264:14 | 13.2 | 27-52 | .519 | 0-0 | .000 | 12-22 | .545 | 30 | 26 | 56 | 2.8 | 48 | 1 | 14 | 11 | 18 | 9 | 66 | 3.3 | | |
| 11 | BOWMAN II, Lorne | 13-0 | 122:17 | 9.4 | 8-32 | .250 | 3-13 | .231 | 9-19 | .474 | 1 | 12 | 13 | 1.0 | 13 | 0 | 8 | 4 | 0 | 2 | 28 | 2.2 | | |
| 0 | NEATH, Jahcobi | 16-0 | 132:11 | 8.3 | 6-22 | .273 | 3-12 | .250 | 5-7 | .714 | 5 | 15 | 20 | 1.3 | 7 | 0 | 4 | 4 | 0 | 1 | 20 | 1.3 | | |
| 20 | CARLSON, Ben | 20-1 | 164:28 | 8.2 | 10-33 | .303 | 1-12 | .083 | 4-9 | .444 | 13 | 21 | 34 | 1.7 | 12 | 0 | 1 | 6 | 0 | 1 | 25 | 1.3 | | |
| 2 | DAVIS, Jordan | 17-0 | 112:32 | 6.6 | 7-26 | .269 | 4-18 | .222 | 1-3 | .333 | 4 | 8 | 12 | 0.7 | 8 | 0 | 3 | 2 | 2 | 2 | 19 | 1.1 | | |
| 14 | GILMORE, Carter | 11-0 | 68:10 | 6.2 | 3-15 | .200 | 0-9 | .000 | 0-0 | .000 | 2 | 3 | 5 | 0.5 | 7 | 0 | 5 | 1 | 0 | 0 | 6 | 0.5 | | |
| 35 | ILVER, Markus | 3-0 | 04:44 | 1.6 | 0-1 | .000 | 0-1 | .000 | 0-0 | .000 | 0 | 0 | 0 | 0.0 | 2 | 0 | 0 | 1 | 0 | 0 | 0 | 0.0 | | |
| 13 | TAPHORN, Justin | 1-0 | 00:49 | 0.8 | 0-0 | .000 | 0-0 | .000 | 0-0 | .000 | 0 | 0 | 0 | 0.0 | 0 | 0 | 0 | 1 | 0 | 0 | 0 | 0.0 | | |
| 04 | HIGGINBOTTOM, Carter | 3-0 | 02:05 | 0.7 | 0-1 | .000 | 0-0 | .000 | 0-0 | .000 | 0 | 0 | 0 | 0.0 | 0 | 0 | 0 | 0 | 0 | 0 | 0 | 0.0 | | |
| 10 | LINDSEY, Isaac | 2-0 | 01:37 | 0.8 | 0-0 | .000 | 0-0 | .000 | 0-0 | .000 | 0 | 0 | 0 | 0.0 | 0 | 0 | 0 | 0 | 0 | 0 | 0 | 0.0 | | |
| Team | | | | | | | | | | | 20 | 21 | 41 | | | | | 2 | | | | | | |
| Total | | 20 | 4000 | | 507-1171 | .433 | 127-410 | .310 | 263-358 | .735 | 165 | 513 | 678 | 33.9 | 340 | 4 | 226 | 171 | 49 | 105 | 1404 | 70.2 | | |
| Opponents | | 20 | 4000 | | 515-1145 | .450 | 122-374 | .326 | 216-314 | .688 | 159 | 533 | 692 | 34.6 | 365 | 7 | 252 | 216 | 59 | 93 | 1368 | 68.4 | | |

Team Statistics

| | WISC | OPP |
|------------------------|-----------------|-----------------|
| Scoring | 1404 | 1368 |
| Points per game | 70.2 | 68.4 |
| Scoring margin | +1.8 | - |
| Field goals-att | 507-1171 | 515-1145 |
| Field goal pct | .433 | .450 |
| 3 point fg-att | 127-410 | 122-374 |
| 3-point FG pct | .310 | .326 |
| 3-pt FG made per game | 6.4 | 6.1 |
| Free throws-att | 263-358 | 216-314 |
| Free throw pct | .735 | .688 |
| F-Throws made per game | 13.2 | 10.8 |
| Rebounds | 678 | 692 |
| Rebounds per game | 33.9 | 34.6 |
| Rebounding margin | -0.7 | - |
| Assists | 226 | 252 |
| Assists per game | 11.3 | 12.6 |
| Turnovers | 171 | 216 |
| Turnovers per game | 8.6 | 10.8 |
| Turnover margin | +2.3 | - |
| Assist/turnover ratio | 1.3 | 1.2 |
| Steals | 105 | 93 |
| Steals per game | 5.3 | 4.7 |
| Blocks | 49 | 59 |
| Blocks per game | 2.5 | 3.0 |
| Winning streak | 0 | - |
| Home win streak | 0 | - |
| Attendance | 167805 | 127027 |
| Home games-Avg/Game | 10-16781 | 10-12703 |
| Neutral site-Avg/Game | - | 0-0 |

Team Results

| Date | Opponent | | Score | Att. |
|------------|-----------------|---|-------|-------|
| 12/08/2021 | Indiana | W | 64-59 | 16013 |
| 12/11/2021 | at Ohio St. | L | 55-73 | 13856 |
| 01/03/2022 | at Purdue | W | 74-69 | 14804 |
| 01/06/2022 | Iowa | W | 87-78 | 15212 |
| 01/09/2022 | at Maryland | W | 70-69 | 10864 |
| 01/13/2022 | Ohio St. | W | 78-68 | 15571 |
| 01/18/2022 | at Northwestern | W | 82-76 | 5251 |
| 01/21/2022 | Michigan St. | L | 74-86 | 17287 |
| 01/27/2022 | at Nebraska | W | 73-65 | 15385 |
| 01/30/2022 | Minnesota | W | 66-60 | 17287 |
| 02/02/2022 | at Illinois | L | 67-80 | 14860 |
| 02/05/2022 | Penn St. | W | 51-49 | 17287 |
| 02/08/2022 | at Michigan St. | W | 70-62 | 14797 |
| 02/12/2022 | Rutgers | L | 65-73 | 17287 |
| 02/15/2022 | at Indiana | W | 74-69 | 17222 |
| 02/20/2022 | Michigan | W | 77-63 | 17287 |
| 02/23/2022 | at Minnesota | W | 68-67 | 11761 |
| 02/26/2022 | at Rutgers | W | 66-61 | 8227 |
| 03/01/2022 | Purdue | W | 70-67 | 17287 |
| 03/06/2022 | Nebraska | L | 73-74 | 17287 |

GAME-BY-GAME STATISTICS

WISCONSIN

| Opponent | Date | Score | | FG-FGA | PCT | 3FG-3FGA | PCT | FT-FTA | PCT | OFF | DEF | TOT | AVG | PF | A | TO | BLK | STL | PTS | AVG |
|----------------------|------------|-------------|---|-----------------|-------------|----------------|-------------|----------------|-------------|------------|------------|-------------|-------------|------------|------------|------------|-----------|------------|-------------|-------------|
| St. Francis Brooklyn | 11/09/2021 | 81-58 | W | 29-66 | .439 | 10-22 | .455 | 13-18 | .722 | 15 | 33 | 48 | 48.0 | 10 | 12 | 12 | 4 | 6 | 81 | 81.0 |
| Green Bay | 11/12/2021 | 72-34 | W | 24-64 | .375 | 5-21 | .238 | 19-21 | .905 | 18 | 32 | 50 | 49.0 | 18 | 9 | 7 | 6 | 10 | 72 | 76.5 |
| Providence | 11/15/2021 | 58-63 | L | 20-61 | .328 | 5-27 | .185 | 13-17 | .765 | 11 | 24 | 35 | 44.3 | 19 | 5 | 7 | 4 | 4 | 58 | 70.3 |
| vs Texas A&M | 11/22/2021 | 69-58 | W | 23-58 | .397 | 8-26 | .308 | 15-17 | .882 | 11 | 25 | 36 | 42.3 | 13 | 10 | 11 | 3 | 7 | 69 | 70.0 |
| vs Houston | 11/23/2021 | 65-63 | W | 23-49 | .469 | 7-24 | .292 | 12-15 | .800 | 2 | 26 | 28 | 39.4 | 19 | 11 | 9 | 3 | 7 | 65 | 69.0 |
| vs Saint Mary's (CA) | 11/24/2021 | 61-55 | W | 21-56 | .375 | 3-12 | .250 | 16-18 | .889 | 12 | 22 | 34 | 38.5 | 19 | 4 | 8 | 4 | 3 | 61 | 67.7 |
| at Georgia Tech | 12/01/2021 | 70-66 | W | 23-54 | .426 | 9-24 | .375 | 15-22 | .682 | 8 | 20 | 28 | 37.0 | 18 | 13 | 8 | 5 | 4 | 70 | 68.0 |
| Marquette | 12/04/2021 | 89-76 | W | 31-61 | .508 | 10-24 | .417 | 17-23 | .739 | 7 | 28 | 35 | 36.8 | 15 | 14 | 11 | 3 | 5 | 89 | 70.6 |
| Indiana | 12/08/2021 | 64-59 | W | 22-62 | .355 | 5-23 | .217 | 15-18 | .833 | 11 | 30 | 41 | 37.2 | 15 | 12 | 4 | 6 | 4 | 64 | 69.9 |
| at Ohio St. | 12/11/2021 | 55-73 | L | 22-65 | .338 | 6-26 | .231 | 5-9 | .556 | 5 | 23 | 28 | 36.3 | 19 | 7 | 8 | 5 | 7 | 55 | 68.4 |
| Nicholls | 12/15/2021 | 71-68 | W | 24-55 | .436 | 6-21 | .286 | 17-27 | .630 | 10 | 23 | 33 | 36.0 | 14 | 10 | 8 | 2 | 6 | 71 | 68.6 |
| Illinois St. | 12/29/2021 | 89-85 | W | 28-67 | .418 | 8-22 | .364 | 25-32 | .781 | 19 | 25 | 44 | 36.7 | 19 | 16 | 6 | 2 | 3 | 89 | 70.3 |
| at Purdue | 01/03/2022 | 74-69 | W | 27-60 | .450 | 6-24 | .250 | 14-19 | .737 | 9 | 25 | 34 | 36.5 | 22 | 13 | 7 | 2 | 5 | 74 | 70.6 |
| Iowa | 01/06/2022 | 87-78 | W | 33-66 | .500 | 5-17 | .294 | 16-23 | .696 | 15 | 28 | 43 | 36.9 | 20 | 15 | 8 | 1 | 6 | 87 | 71.8 |
| at Maryland | 01/09/2022 | 70-69 | W | 25-56 | .446 | 5-20 | .250 | 15-18 | .833 | 5 | 24 | 29 | 36.4 | 19 | 11 | 8 | 5 | 4 | 70 | 71.7 |
| Ohio St. | 01/13/2022 | 78-68 | W | 27-58 | .466 | 10-23 | .435 | 14-20 | .700 | 7 | 26 | 33 | 36.2 | 14 | 16 | 9 | 0 | 6 | 78 | 72.1 |
| at Northwestern | 01/18/2022 | 82-76 | W | 28-54 | .519 | 9-17 | .529 | 17-26 | .654 | 7 | 29 | 36 | 36.2 | 13 | 17 | 11 | 2 | 4 | 82 | 72.6 |
| Michigan St. | 01/21/2022 | 74-86 | L | 26-61 | .426 | 12-29 | .414 | 10-11 | .909 | 7 | 13 | 20 | 35.3 | 18 | 15 | 10 | 1 | 5 | 74 | 72.7 |
| at Nebraska | 01/27/2022 | 73-65 | W | 25-68 | .368 | 10-22 | .455 | 13-18 | .722 | 13 | 34 | 47 | 35.9 | 18 | 12 | 10 | 2 | 7 | 73 | 72.7 |
| Minnesota | 01/30/2022 | 66-60 | W | 24-57 | .421 | 6-19 | .316 | 12-15 | .800 | 7 | 25 | 32 | 35.7 | 15 | 8 | 7 | 0 | 3 | 66 | 72.4 |
| at Illinois | 02/02/2022 | 67-80 | L | 26-68 | .382 | 3-24 | .125 | 12-15 | .800 | 12 | 26 | 38 | 35.8 | 19 | 8 | 6 | 0 | 3 | 67 | 72.1 |
| Penn St. | 02/05/2022 | 51-49 | W | 21-56 | .375 | 6-21 | .286 | 3-6 | .500 | 6 | 31 | 37 | 35.9 | 13 | 10 | 8 | 4 | 3 | 51 | 71.2 |
| at Michigan St. | 02/08/2022 | 70-62 | W | 25-53 | .472 | 6-18 | .333 | 14-22 | .636 | 6 | 26 | 32 | 35.7 | 17 | 12 | 7 | 3 | 6 | 70 | 71.1 |
| Rutgers | 02/12/2022 | 65-73 | L | 26-55 | .473 | 4-19 | .211 | 9-17 | .529 | 8 | 20 | 28 | 35.4 | 18 | 13 | 11 | 0 | 8 | 65 | 70.9 |
| at Indiana | 02/15/2022 | 74-69 | W | 24-52 | .462 | 4-16 | .250 | 22-29 | .759 | 7 | 29 | 36 | 35.4 | 16 | 8 | 13 | 2 | 4 | 74 | 71.0 |
| Michigan | 02/20/2022 | 77-63 | W | 29-58 | .500 | 4-13 | .308 | 15-16 | .938 | 4 | 24 | 28 | 35.1 | 16 | 7 | 8 | 5 | 7 | 77 | 71.2 |
| at Minnesota | 02/23/2022 | 68-67 | W | 24-47 | .511 | 5-14 | .357 | 15-22 | .682 | 10 | 28 | 38 | 35.2 | 18 | 15 | 12 | 2 | 2 | 68 | 71.1 |
| at Rutgers | 02/26/2022 | 66-61 | W | 23-54 | .426 | 9-20 | .450 | 11-17 | .647 | 6 | 24 | 30 | 35.0 | 17 | 9 | 9 | 1 | 8 | 66 | 70.9 |
| Purdue | 03/01/2022 | 70-67 | W | 26-61 | .426 | 7-22 | .318 | 11-12 | .917 | 7 | 26 | 33 | 35.0 | 17 | 9 | 6 | 4 | 6 | 70 | 70.9 |
| Nebraska | 03/06/2022 | 73-74 | L | 24-60 | .400 | 5-23 | .217 | 20-25 | .800 | 13 | 22 | 35 | 35.0 | 16 | 9 | 9 | 4 | 7 | 73 | 71.0 |
| vs Michigan St. | 03/11/2022 | 63-69 | L | 22-60 | .367 | 7-24 | .292 | 12-21 | .571 | 10 | 24 | 34 | 34.9 | 22 | 13 | 7 | 2 | 4 | 63 | 70.7 |
| vs Colgate | 03/18/2022 | 67-60 | W | 26-62 | .419 | 6-17 | .353 | 9-12 | .750 | 13 | 24 | 37 | 35.0 | 10 | 15 | 5 | 3 | 5 | 67 | 70.6 |
| vs Iowa St. | 03/20/2022 | 49-54 | L | 14-47 | .298 | 2-22 | .091 | 19-25 | .760 | 7 | 29 | 36 | 35.0 | 18 | 7 | 17 | 7 | 6 | 49 | 69.9 |
| Total | | 2308 | | 815-1931 | .422 | 213-696 | .306 | 465-626 | .743 | 308 | 848 | 1156 | 35.0 | 554 | 365 | 287 | 97 | 175 | 2308 | 69.9 |
| Opponents | | 2177 | | 813-1870 | .435 | 204-628 | .325 | 347-508 | .683 | 274 | 876 | 1150 | 34.8 | 624 | 381 | 377 | 109 | 155 | 2177 | 66.0 |

Wisconsin Averages

| Games Played | Points/game | FG Pct | 3FG Pct | FT Pct | Rebounds/game | Assists/game | Turnovers/game | Assist/Turnover ratio | Steals/game | Blocks/game |
|--------------|-------------|--------|---------|--------|---------------|--------------|----------------|-----------------------|-------------|-------------|
| 33 | 69.9 | 42.2 | 30.6 | 74.3 | 35.0 | 11.1 | 8.7 | 1.3 | 5.3 | 2.9 |

WISCONSIN SUPERLATIVES - GAME HIGHS

Wisconsin - Game Highs

| | | |
|------------------------------|--------------|-----------------------------------|
| POINTS | 89 | Illinois St. (12/29/2021) |
| | 89 | Marquette (12/04/2021) |
| | 87 | Iowa (01/06/2022) |
| | 82 | at Northwestern (01/18/2022) |
| | 81 | St. Francis Brooklyn (11/09/2021) |
| FIELD GOALS MADE | 33 | Iowa (01/06/2022) |
| | 31 | Marquette (12/04/2021) |
| FIELD GOAL ATTEMPTS | 68 | at Illinois (02/02/2022) |
| | 68 | at Nebraska (01/27/2022) |
| FIELD GOAL PERCENTAGE | .519 (28-54) | at Northwestern (01/18/2022) |
| | .511 (24-47) | at Minnesota (02/23/2022) |
| 3 PT FG MADE | 12 | Michigan St. (01/21/2022) |
| | 10 | at Nebraska (01/27/2022) |
| | 10 | Ohio St. (01/13/2022) |
| | 10 | Marquette (12/04/2021) |
| | 10 | St. Francis Brooklyn (11/09/2021) |
| 3 PT FG ATTEMPTS | 29 | Michigan St. (01/21/2022) |
| | 27 | Providence (11/15/2021) |
| 3 PT FG PERCENTAGE | .529 (9-17) | at Northwestern (01/18/2022) |
| | .455 (10-22) | at Nebraska (01/27/2022) |
| | .455 (10-22) | St. Francis Brooklyn (11/09/2021) |
| FREE THROWS MADE | 25 | Illinois St. (12/29/2021) |
| | 22 | at Indiana (02/15/2022) |
| FREE THROW ATTEMPTS | 32 | Illinois St. (12/29/2021) |
| | 29 | at Indiana (02/15/2022) |
| FREE THROW PERCENTAGE | .938 (15-16) | Michigan (02/20/2022) |
| | .917 (11-12) | Purdue (03/01/2022) |
| REBOUNDS | 50 | Green Bay (11/12/2021) |
| | 48 | St. Francis Brooklyn (11/09/2021) |
| ASSISTS | 17 | at Northwestern (01/18/2022) |
| | 16 | Ohio St. (01/13/2022) |
| | 16 | Illinois St. (12/29/2021) |
| STEALS | 10 | Green Bay (11/12/2021) |
| | 8 | at Rutgers (02/26/2022) |
| | 8 | Rutgers (02/12/2022) |
| BLOCKED SHOTS | 7 | vs Iowa St. (N) (03/20/2022) |
| | 6 | Indiana (12/08/2021) |
| | 6 | Green Bay (11/12/2021) |
| TURNOVERS | 17 | vs Iowa St. (N) (03/20/2022) |
| | 13 | at Indiana (02/15/2022) |
| FOULS | 22 | vs Michigan St. (N) (03/11/2022) |
| | 22 | at Purdue (01/03/2022) |

WISCONSIN SUPERLATIVES - GAME LOWS

Wisconsin - Game Lows

| | | | |
|------------------------------|------|---------|---------------------------------------|
| POINTS | 49 | | vs Iowa St. (N) (03/20/2022) |
| | 51 | | Penn St. (02/05/2022) |
| | 55 | | at Ohio St. (12/11/2021) |
| | 58 | | Providence (11/15/2021) |
| | 61 | | vs Saint Mary's (CA) (N) (11/24/2021) |
| FIELD GOALS MADE | 14 | | vs Iowa St. (N) (03/20/2022) |
| | 20 | | Providence (11/15/2021) |
| FIELD GOAL ATTEMPTS | 47 | | vs Iowa St. (N) (03/20/2022) |
| | 47 | | at Minnesota (02/23/2022) |
| FIELD GOAL PERCENTAGE | .298 | (14-47) | vs Iowa St. (N) (03/20/2022) |
| | .328 | (20-61) | Providence (11/15/2021) |
| 3 PT FG MADE | 2 | | vs Iowa St. (N) (03/20/2022) |
| | 3 | | at Illinois (02/02/2022) |
| | 3 | | vs Saint Mary's (CA) (N) (11/24/2021) |
| 3 PT FG ATTEMPTS | 12 | | vs Saint Mary's (CA) (N) (11/24/2021) |
| | 13 | | Michigan (02/20/2022) |
| 3 PT FG PERCENTAGE | .091 | (2-22) | vs Iowa St. (N) (03/20/2022) |
| | .125 | (3-24) | at Illinois (02/02/2022) |
| FREE THROWS MADE | 3 | | Penn St. (02/05/2022) |
| | 5 | | at Ohio St. (12/11/2021) |
| FREE THROW ATTEMPTS | 6 | | Penn St. (02/05/2022) |
| | 9 | | at Ohio St. (12/11/2021) |
| FREE THROW PERCENTAGE | .500 | (3-6) | Penn St. (02/05/2022) |
| | .529 | (9-17) | Rutgers (02/12/2022) |
| REBOUNDS | 20 | | Michigan St. (01/21/2022) |
| | 28 | | Michigan (02/20/2022) |
| | 28 | | Rutgers (02/12/2022) |
| | 28 | | at Ohio St. (12/11/2021) |
| | 28 | | at Georgia Tech (12/01/2021) |
| | 28 | | vs Houston (N) (11/23/2021) |
| ASSISTS | 4 | | vs Saint Mary's (CA) (N) (11/24/2021) |
| | 5 | | Providence (11/15/2021) |
| STEALS | 2 | | at Minnesota (02/23/2022) |
| | 3 | | Penn St. (02/05/2022) |
| | 3 | | at Illinois (02/02/2022) |
| | 3 | | Minnesota (01/30/2022) |
| | 3 | | Illinois St. (12/29/2021) |
| | 3 | | vs Saint Mary's (CA) (N) (11/24/2021) |
| BLOCKED SHOTS | 0 | | Rutgers (02/12/2022) |
| | 0 | | at Illinois (02/02/2022) |
| | 0 | | Minnesota (01/30/2022) |
| | 0 | | Ohio St. (01/13/2022) |
| TURNOVERS | 4 | | Indiana (12/08/2021) |
| | 5 | | vs Colgate (N) (03/18/2022) |
| FOULS | 10 | | vs Colgate (N) (03/18/2022) |
| | 10 | | St. Francis Brooklyn (11/09/2021) |

OPPONENT SUPERLATIVES - GAME HIGHS

Opponent - Game Highs

| | | |
|------------------------------|--------------|---------------------------------------|
| POINTS | 86 | Michigan St. (01/21/2022) |
| | 85 | Illinois St. (12/29/2021) |
| | 80 | at Illinois (02/02/2022) |
| | 78 | Iowa (01/06/2022) |
| | 76 | at Northwestern (01/18/2022) |
| | 76 | Marquette (12/04/2021) |
| FIELD GOALS MADE | 33 | at Northwestern (01/18/2022) |
| | 32 | at Illinois (02/02/2022) |
| FIELD GOAL ATTEMPTS | 71 | at Northwestern (01/18/2022) |
| | 64 | Michigan (02/20/2022) |
| FIELD GOAL PERCENTAGE | .537 (29-54) | Nebraska (03/06/2022) |
| | .527 (29-55) | Michigan St. (01/21/2022) |
| 3 PT FG MADE | 10 | vs Colgate (N) (03/18/2022) |
| | 10 | vs Texas A&M (N) (11/22/2021) |
| 3 PT FG ATTEMPTS | 30 | Penn St. (02/05/2022) |
| | 26 | Marquette (12/04/2021) |
| | 26 | vs Texas A&M (N) (11/22/2021) |
| 3 PT FG PERCENTAGE | .583 (7-12) | Rutgers (02/12/2022) |
| | .500 (6-12) | Michigan St. (01/21/2022) |
| FREE THROWS MADE | 22 | Michigan St. (01/21/2022) |
| | 18 | vs Michigan St. (N) (03/11/2022) |
| FREE THROW ATTEMPTS | 28 | Michigan St. (01/21/2022) |
| | 24 | vs Michigan St. (N) (03/11/2022) |
| | 24 | at Purdue (01/03/2022) |
| FREE THROW PERCENTAGE | .889 (16-18) | Rutgers (02/12/2022) |
| | .889 (8-9) | Minnesota (01/30/2022) |
| REBOUNDS | 49 | at Ohio St. (12/11/2021) |
| | 44 | Indiana (12/08/2021) |
| | 44 | Providence (11/15/2021) |
| ASSISTS | 21 | at Illinois (02/02/2022) |
| | 19 | at Northwestern (01/18/2022) |
| | 19 | Iowa (01/06/2022) |
| | 19 | at Purdue (01/03/2022) |
| STEALS | 10 | Rutgers (02/12/2022) |
| | 9 | vs Iowa St. (N) (03/20/2022) |
| BLOCKED SHOTS | 7 | vs Michigan St. (N) (03/11/2022) |
| | 7 | Iowa (01/06/2022) |
| TURNOVERS | 16 | vs Saint Mary's (CA) (N) (11/24/2021) |
| | 16 | vs Texas A&M (N) (11/22/2021) |
| FOULS | 28 | Illinois St. (12/29/2021) |
| | 25 | vs Iowa St. (N) (03/20/2022) |
| | 25 | at Indiana (02/15/2022) |

OPPONENT SUPERLATIVES - GAME LOWS

Opponent - Game Lows

| | | | |
|------------------------------|------|---------|---------------------------------------|
| POINTS | 34 | | Green Bay (11/12/2021) |
| | 49 | | Penn St. (02/05/2022) |
| | 54 | | vs Iowa St. (N) (03/20/2022) |
| | 55 | | vs Saint Mary's (CA) (N) (11/24/2021) |
| | 58 | | vs Texas A&M (N) (11/22/2021) |
| | 58 | | St. Francis Brooklyn (11/09/2021) |
| FIELD GOALS MADE | 12 | | Green Bay (11/12/2021) |
| | 18 | | Penn St. (02/05/2022) |
| FIELD GOAL ATTEMPTS | 49 | | Rutgers (02/12/2022) |
| | 49 | | vs Texas A&M (N) (11/22/2021) |
| FIELD GOAL PERCENTAGE | .235 | (12-51) | Green Bay (11/12/2021) |
| | .316 | (18-57) | Penn St. (02/05/2022) |
| 3 PT FG MADE | 1 | | vs Michigan St. (N) (03/11/2022) |
| | 3 | | vs Iowa St. (N) (03/20/2022) |
| | 3 | | at Michigan St. (02/08/2022) |
| | 3 | | Ohio St. (01/13/2022) |
| | 3 | | Green Bay (11/12/2021) |
| 3 PT FG ATTEMPTS | 11 | | vs Michigan St. (N) (03/11/2022) |
| | 12 | | Rutgers (02/12/2022) |
| | 12 | | Michigan St. (01/21/2022) |
| 3 PT FG PERCENTAGE | .091 | (1-11) | vs Michigan St. (N) (03/11/2022) |
| | .158 | (3-19) | Ohio St. (01/13/2022) |
| FREE THROWS MADE | 3 | | at Northwestern (01/18/2022) |
| | 3 | | Nicholls (12/15/2021) |
| | 3 | | St. Francis Brooklyn (11/09/2021) |
| FREE THROW ATTEMPTS | 4 | | St. Francis Brooklyn (11/09/2021) |
| | 5 | | Penn St. (02/05/2022) |
| FREE THROW PERCENTAGE | .375 | (3-8) | at Northwestern (01/18/2022) |
| | .375 | (3-8) | Nicholls (12/15/2021) |
| REBOUNDS | 19 | | at Minnesota (02/23/2022) |
| | 26 | | Iowa (01/06/2022) |
| ASSISTS | 4 | | Minnesota (01/30/2022) |
| | 5 | | St. Francis Brooklyn (11/09/2021) |
| STEALS | 2 | | vs Colgate (N) (03/18/2022) |
| | 2 | | at Purdue (01/03/2022) |
| | 2 | | Indiana (12/08/2021) |
| BLOCKED SHOTS | 0 | | at Purdue (01/03/2022) |
| | 1 | | vs Colgate (N) (03/18/2022) |
| | 1 | | Purdue (03/01/2022) |
| | 1 | | at Michigan St. (02/08/2022) |
| TURNOVERS | 6 | | at Minnesota (02/23/2022) |
| | 7 | | vs Michigan St. (N) (03/11/2022) |
| | 7 | | at Illinois (02/02/2022) |
| FOULS | 13 | | vs Colgate (N) (03/18/2022) |
| | 14 | | Penn St. (02/05/2022) |
| | 14 | | at Illinois (02/02/2022) |
| | 14 | | at Ohio St. (12/11/2021) |

TEAM SUPERLATIVES

WISCONSIN

HIGH

LOW

| | | | | |
|--|--------------|-------------------------------------|--------------|---------------------------------|
| • Points | 89 | 2x; MR ILLINOIS ST (12/29/21) | 49 | vs. Iowa State (3/20/22) |
| • First-Half Points | 46 | ILLINOIS ST (12/29/21) | 18 | PENN STATE (2/5/22) |
| • Second-Half Points | 55 | MARQUETTE (12/4/21) | 23 | vs. Iowa State (3/20/22) |
| • Field Goals Made | 33 | IOWA (1/6/22) | 14 | vs. Iowa State (3/20/22) |
| • Field Goal Attempts | 68 | 2x; MR at Illinois (2/2/22) | 47 | 2x; MR vs. Iowa State (3/20/22) |
| • Field Goal Percentage | .519 (28-54) | at Northwestern (1/18/22) | .298 (14-47) | vs. Iowa State (3/20/22) |
| • 3-Point Field Goals Made | 12 | MICHIGAN STATE (1/21/22) | 2 | vs. Iowa State (3/20/22) |
| • 3-Point Field Goal Attempts | 29 | MICHIGAN STATE (1/21/22) | 12 | vs. Saint Mary's (11/24/21) |
| • 3-Point Field Goal Pct. (min. 10 att.) | .529 (9-17) | at Northwestern (1/18/22) | .091 (2-22) | vs. Iowa State (3/20/22) |
| • Free Throws Made | 25 | ILLINOIS ST (12/29/21) | 3 | PENN STATE (2/5/22) |
| • Free Throw Attempts | 32 | ILLINOIS ST (12/29/21) | 6 | PENN STATE (2/5/22) |
| • Free Throw Pct. (min. 12 att.) | .938 (15-16) | MICHIGAN (2/20/22) | .529 (9-17) | RUTGERS (2/12/22) |
| • Offensive Rebounds | 18 | GREEN BAY (11/12/21) | 2 | vs. Houston (11/23/21) |
| • Defensive Rebounds | 34 | at Nebraska (1/27/22) | 13 | MICHIGAN STATE (1/21/22) |
| • Total Rebounds | 50 | GREEN BAY (11/12/21) | 20 | MICHIGAN STATE (1/21/22) |
| • Fouls | 22 | 2x; MR vs. Michigan State (3/11/22) | 10 | 2x; MR vs. Colgate (3/18/22) |
| • Assists | 17 | at Northwestern (1/18/22) | 4 | vs. Saint Mary's (11/24/21) |
| • Turnovers | 17 | vs. Iowa State (3/20/22) | 4 | INDIANA (12/8/21) |
| • Steals | 10 | GREEN BAY (11/12/21) | 2 | at Minnesota (2/23/22) |
| • Blocked Shots | 7 | vs. Iowa State (3/20/22) | 0 | 4x; MR RUTGERS (2/12/22) |

OPPONENT

HIGH

LOW

| | | | | |
|--|--------------|-------------------------------------|--------------|----------------------------------|
| • Points | 86 | MICHIGAN STATE (1/21/22) | 34 | GREEN BAY (11/12/21) |
| • First-Half Points | 42 | 3x; MR at Illinois (2/2/22) | 13 | PENN STATE (2/5/22) |
| • Second-Half Points | 49 | ILLINOIS ST (12/29/21) | 17 | INDIANA (12/8/21) |
| • Field Goals Made | 33 | at Northwestern (1/18/22) | 12 | GREEN BAY (11/12/21) |
| • Field Goal Attempts | 71 | at Northwestern (1/18/22) | 49 | 2x; MR RUTGERS (2/12/22) |
| • Field Goal Percentage | .537 (29-54) | NEBRASKA (3/6/22) | .235 (12-51) | GREEN BAY (11/12/21) |
| • 3-Point Field Goals Made | 10 | 2x; MR vs. Colgate (3/18/22) | 1 | vs. Michigan State (3/11/22) |
| • 3-Point Field Goal Attempts | 30 | PENN STATE (2/5/22) | 11 | vs. Michigan State (3/11/22) |
| • 3-Point Field Goal Pct. (min. 10 att.) | .583 (7-12) | RUTGERS (2/12/22) | .091 (1-11) | vs. Michigan State (3/11/22) |
| • Free Throws Made | 22 | MICHIGAN STATE (1/21/22) | 3 | 3x; MR at Northwestern (1/18/22) |
| • Free Throw Attempts | 28 | MICHIGAN STATE (1/21/22) | 4 | ST. FRANCIS BROOKLYN (11/9/21) |
| • Free Throw Pct. (min. 10 att.) | .889 (16-18) | RUTGERS (2/12/22) | .462 (6-13) | INDIANA (12/8/21) |
| • Offensive Rebounds | 14 | INDIANA (12/8/21) | 2 | at Nebraska (1/27/22) |
| • Defensive Rebounds | 41 | at Ohio State (12/11/21) | 15 | at Minnesota (2/23/22) |
| • Total Rebounds | 49 | at Ohio State (12/11/21) | 19 | at Minnesota (2/23/22) |
| • Fouls | 28 | ILLINOIS ST (12/29/21) | 13 | vs. Colgate (3/18/22) |
| • Assists | 21 | at Illinois (2/2/22) | 4 | MINNESOTA (1/30/22) |
| • Turnovers | 16 | 2x; MR vs. Saint Mary's (11/24/21) | 6 | at Minnesota (2/23/22) |
| • Steals | 10 | RUTGERS (2/12/22) | 2 | 4x; MR vs. Colgate (3/18/22) |
| • Blocked Shots | 7 | 2x; MR vs. Michigan State (3/11/22) | 0 | at Purdue (1/3/22) |

MISCELLANEOUS

HIGH

SECOND-HIGHEST

| | | |
|---|--|--|
| • UW's Largest Deficit Overcome in Win | 22 (42-20, 1:17 1H) INDIANA (12/8/21) | 16 (10-26, 12:04 1H) vs. Texas A&M (11/22/21) |
| • UW's Largest Deficit Overcome in Win (2nd Half/OT) | 17 (42-25, 19:43 2H) INDIANA (12/8/21) | 12 (42-30, 18:40 2H) NICHOLLS (12/15/21) |
| • UW's Largest Lead Surrendered in Loss | 10 (62-52, 12:19 2H) NEBRASKA (3/6/22) | 8 (2x); MR (17:43 1H) MICHIGAN STATE (1/21/22) |
| • UW's Largest Lead Surrendered in Loss (2nd Half/OT) | 10 (62-52, 12:19 2H) NEBRASKA (3/6/22) | 4 (40-36, 11:45 2H) vs. Michigan State (3/11/22) |
| • UW's Largest Halftime Lead | 24 GREEN BAY (11/12/21) | 21 ST. FRANCIS BROOKLYN (11/9/21) |
| • UW's Largest Halftime Deficit | 17 INDIANA (12/8/21) | 11 PROVIDENCE (11/15/21) |
| • UW's Largest Lead | 45 (69-24, 5:07 2H) GREEN BAY (11/12/21) | 32 (65-33, 8:33 2H) ST. FRANCIS BROOKLYN (11/9/21) |
| • UW's Largest Deficit | 22 (42-20, 1:17 1H) INDIANA (12/8/21) | 17 (83-21, 4:16 1H) MICHIGAN STATE (1/21/22) |

INDIVIDUAL SUPERLATIVES

WISCONSIN

HIGH

SECOND-HIGHEST

| | | | | |
|---|---------------|--|-------------|---|
| • Points | 37 | Johnny Davis (at Purdue - 1/3/22) | 30 | 2x; MR Davis (at Indiana - 2/15/22) |
| • First-Half Points | 19 | Johnny Davis (IOWA - 1/6/22) | 18 | Johnny Davis (Houston - 11/23/21) |
| • Second-Half Points | 27 | Johnny Davis (at Purdue - 1/3/22) | 19 | Johnny Davis (at Indiana - 2/15/22) |
| • Field Goals Made | 13 | Johnny Davis (at Purdue - 1/3/22) | 11 | 2x; MR Davis (MICHIGAN - 2/20/22) |
| • Field Goal Attempts | 24 | Johnny Davis (at Purdue - 1/3/22) | 23 | Johnny Davis (ILLINOIS ST - 12/29/21) |
| • Field Goal Percentage (min. 7 made) | .875 (7-8) | Steven Crowl (ILLINOIS ST - 12/29/21) | .800 (8-10) | Brad Davison (OHIO STATE - 1/13/22) |
| • 3-Point Field Goals Made | 6 | Brad Davison (MICHIGAN ST - 1/21/22) | 5 | 2x; MR Davison (at Nebraska - 1/27/22) |
| • 3-Point Field Goal Attempts | 11 | 2x; MR Davison (Texas A&M - 11/22/21) | 10 | 2x; MR Davis (vs. Colgate - 3/18/22) |
| • 3-Point Field Goal Pct. (min. 3 made) | .800 (4-5) | Johnny Davis (at N'western - 1/18/22) | .750 (3-4) | Lorne Bowman II (SF BROOKLYN - 11/9/21) |
| • Free Throws Made | 11 | Johnny Davis (at Illinois - 2/2/22) | 10 | Davis & Davison (at Indiana - 2/15/22) |
| • Free Throw Attempts | 14 | 2x; MR Davis (at Indiana - 2/15/22) | 12 | 2x; MR Davis (at Purdue - 1/3/22) |
| • Free Throw Pct. (min. 6 made) | 1.000 (10-10) | Johnny Davis (at Indiana - 2/15/22) | 1.000 (6-6) | 4x; MR Davis (PURDUE - 3/1/22) |
| • Offensive Rebounds | 8 | Steven Crowl (ILLINOIS ST - 12/29/21) | 6 | 2x; MR Wahl (at Minnesota - 2/23/22) |
| • Defensive Rebounds | 13 | Johnny Davis (at Purdue - 1/3/22) | 12 | Johnny Davis (MINNESOTA - 1/30/22) |
| • Total Rebounds | 15 | 2x; MR Davis (at Illinois - 2/2/22) | 14 | Johnny Davis (at Purdue - 1/3/22) |
| • Fouls | 5 | 6x; MR Davison (vs. Mich St - 3/11/22) | 4 | 30x; MR Davis (vs. Mich St - 3/11/22) |
| • Assists | 6 | 2x; MR Wahl (OHIO STATE - 1/13/22) | 5 | 6x; MR Hepburn (vs. Colgate - 3/18/22) |
| • Turnovers | 4 | 9x; MR Crowl (NEBRASKA - 3/6/22) | 3 | 17x; MR Davis (vs. Mich St - 3/11/22) |
| • Steals | 5 | 2x; MR Wahl (NEBRASKA - 3/6/22) | 4 | 2x; MR Davis (Houston - 11/23/21) |
| • Blocked Shots | 4 | Tyler Wahl (Saint Mary's - 11/24/21) | 3 | 4x; MR Davis (MICHIGAN - 2/20/22) |

OPPONENT

HIGH

SECOND-HIGHEST

| | | | | |
|---|--------------|---|--------------|--|
| • Points | 37 | Kofi Cockburn (at Illinois - 2/2/22) | 33 | Michael Devoe (at Georgia Tech - 12/1/21) |
| • First-Half Points | 20 | Kofi Cockburn (at Illinois - 2/2/22) | 17 | Michael Devoe (at Georgia Tech - 12/1/21) |
| • Second-Half Points | 19 | 2x; MR Ayala (at Maryland - 1/9/22) | 18 | Alonzo Verge Jr. (NEBRASKA - 3/6/22) |
| • Field Goals Made | 16 | Kofi Cockburn (at Illinois - 2/2/22) | 11 | 3x; MR Liddell (at Ohio State - 12/11/21) |
| • Field Goal Attempts | 25 | Ty Gordon (NICHOLLS - 12/15/21) | 20 | 2x; MR Cummings (vs. Colgate - 3/18/22) |
| • Field Goal Percentage (min. 5 made) | .842 (16-19) | Kofi Cockburn (at Illinois - 2/2/22) | .769 (10-13) | Trayce Jackson-Davis (at Indiana - 2/15/22) |
| • 3-Point Field Goals Made | 6 | Kyler Edwards (Houston - 11/23/21) | 5 | 3x; MR Richardson (vs. Colgate - 3/18/22) |
| • 3-Point Field Goal Attempts | 11 | Ty Gordon (NICHOLLS - 12/15/21) | 10 | 2x; MR Richardson (vs. Colgate - 3/18/22) |
| • 3-Point Field Goal Pct. (min. 3 made) | .750 (6-8) | Kyler Edwards (Houston - 11/23/21) | .750 (3-4) | 2x; MR Stephens (at Minnesota - 2/23/22) |
| • Free Throws Made | 10 | Trayce Jackson-Davis (at Indiana - 2/15/22) | 8 | 2x; MR Hoggard (MICHIGAN ST - 1/21/22) |
| • Free Throw Attempts | 14 | Trayce Jackson-Davis (at Indiana - 2/15/22) | 11 | Sy Chatman (ILLINOIS ST - 12/29/21) |
| • Free Throw Pct. (min. 8 made) | .800 (8-10) | A.J. Hoggard (MICHIGAN ST - 1/21/22) | .727 (8-11) | Sy Chatman (ILLINOIS ST - 12/29/21) |
| • Offensive Rebounds | 5 | 3x; MR Edey (PURDUE - 3/1/22) | 4 | 5x; MR Harrar (PENN ST - 2/5/22) |
| • Defensive Rebounds | 13 | Kyle Young (at Ohio State - 12/11/21) | 10 | 4x; MR Cockburn (at Illinois - 2/2/22) |
| • Total Rebounds | 15 | Manny Littles (NICHOLLS - 12/15/21) | 14 | Kyle Young (at Ohio State - 12/11/21) |
| • Fouls | 5 | 13x; MR Verge Jr. (NEBRASKA - 3/6/22) | 4 | 38x; MR 2 Players (vs. Mich St - 3/11/22) |
| • Assists | 8 | 2x; MR Hoggard (MICHIGAN ST - 1/21/22) | 7 | 6x; MR Walker (vs. Mich St - 3/11/22) |
| • Turnovers | 6 | Justin Lewis (MARQUETTE - 12/4/21) | 5 | 6x; MR Verge Jr. (NEBRASKA - 3/6/22) |
| • Steals | 6 | Caleb McConnell (RUTGERS - 2/12/22) | 3 | 6x; MR Bingham Jr. (at Michigan St - 2/8/22) |
| • Blocked Shots | 3 | 6x; MR Bingham Jr. (vs. Mich St - 3/11/22) | 2 | 19x; MR Andre (NEBRASKA - 3/6/22) |

THE LAST TIME WISCONSIN...

Wisconsin Team

UW ranked No. 1 in AP Top 25: Feb. 21, 2007
UW ranked in AP Top 25: No. 12 (3/6/22)
UW ranked in USA Today Coaches Poll: No. 12 (3/6/22)
Played AP No. 1-ranked opponent: Win vs. Villanova, 65-62 (3/18/17)
Defeated AP No. 1-ranked opponent: Villanova, 65-62 (3/18/17)
Played AP No. 2-ranked opponent: Win vs. Michigan, 64-54 (1/19/19)
Defeated opponent ranked 3-10 by AP: Win vs. No. 8 Purdue, 70-67 (3/1/22)
Defeated opponent ranked 11-25 by AP: Win at No. 17 Michigan State, 70-62 (2/8/22)
Defeated AP Top 25 opponent on the road: Win at No. 17 Michigan State, 70-62 (2/8/22)

Scoring

Scored 20 or more points: 25, Johnny Davis vs. Colgate (3/18/22)
Scored 30 or more points: 30, Johnny Davis at Indiana (2/15/22)
Scored 40 or more points: 43, Frank Kaminsky vs. North Dakota (11/19/13)
Two or more Badgers scored 30 points, same game: Joe Franklin (31) and Chuck Nagle (30) vs. Purdue (3/2/68) — only other time this happened in school history was Jack Brens (31) and Ken Siebel (31) vs. Utah (12/28/62)
Two or more Badgers scored 20 points, same game: Johnny Davis (25) and Brad Davison (22) vs. #14 Michigan St (1/21/22)
Three or more Badgers scored 20 points, same game: Jon Leuer (24), Josh Gasser (21), Jordan Taylor (20), vs. PVAMU (11/14/10)
Scored 20 points in one half: Johnny Davis (27 in 2nd Half) at #3 Purdue (1/3/22)
Scored 20 points/two straight games: Johnny Davis (30 at Indiana, 2/15/22; 25 vs. Michigan, 2/20/22)
Scored 20 points/three straight games: Johnny Davis (26 vs. Iowa, 1/6/22; 37 at #3 Purdue, 1/3/22; 20 vs. Illinois State, 12/29/21)
Scored 20 points/four straight games: Johnny Davis (26 vs. Iowa, 1/6/22; 37 at #3 Purdue, 1/3/22; 20 vs. Illinois State, 12/29/21; 24 at #21 Ohio State, 12/11/21)
Scored 20 points/five straight games: Johnny Davis (26 vs. Iowa, 1/6/22; 37 at #3 Purdue, 1/3/22; 20 vs. Illinois State, 12/29/21; 24 at #21 Ohio State, 12/11/21; 23 vs. Indiana, 12/8/21)
Scored 30 points/two straight games: Michael Finley (30 at Michigan, 1/29/94; 32 vs. Michigan State, 2/2/94)
No Badger scored in double figures: vs. Marquette (12/8/12)
One Badger scored in double figures: 23, Johnny Davis vs. Indiana (12/8/21)
Four players scored in double figures: Brad Davison (20), Chris Vogt (13), Tyler Wahl (13) and Johnny Davis (10) vs. Nebraska (3/6/22)
Five players scored in double figures: Johnny Davis (25), Steven Crowl (11), Brad Davison (10), Chucky Hepburn (10), and Tyler Wahl (10) vs. Michigan (2/20/22)
Six players scored in double figures: Reuvers (19), Davison (15), Ford (12), King (12), Trice (11) and Pritzl (10) vs. Green Bay (11/21/19)
UW Scored 70 or more points: 73, vs. Nebraska (3/6/22)
UW Scored 80 or more points: 82, at Northwestern (1/18/22)
UW Scored 90 or more points: 92, vs. Arkansas-Pine Bluff (11/27/20)
UW Scored 100 or more points: 101, vs. Savannah State (12/13/18)

Field Goal Shooting

Shot 90 percent or better (min. 10 att.): .900 (9-10), Carlton McGee vs. Michigan (2/26/92)
UW shot 50 percent or better: .517, at Minnesota (2/23/22)
UW shot 60 percent or better: .603, vs. Houston Baptist (11/17/18)
UW shot 70 percent or better: .744, vs. Army (12/30/79)
UW made 30 or more field goals: 33, vs. Iowa (1/6/22)
UW made 40 or more field goals: 42, vs. Iowa (3/9/94)
UW made 50 or more field goals: Has not happened
UW attempted 60 or more field goals: 62, vs. Colgate (3/18/22)
UW attempted 70 or more field goals: 70, vs. Iowa (2/18/21)
UW attempted 80 or more field goals: 83, vs. Northwestern (1/28/95)
UW attempted 100 or more field goals: 102, vs. South Dakota (12/9/72)

3-Point Field Goal Shooting

Made 5 or more 3-point field goals: Brad Davison (5-8 3FG) at Nebraska (1/27/22)
UW shot 40 percent or better (min. 8 att.): .450 (9-20), at Rutgers (2/26/22)
UW shot 50 percent or better (min. 8 att.): .529 (9-17) at Northwestern (1/18/22)
UW shot 60 percent or better (min. 8 att.): .640 (16-25), vs. Louisville (12/19/20)
UW shot 70 percent or better (min. 8 att.): .727, at Indiana (2/25/10)
UW shot 80 percent or better (min. 8 att.): .889, vs. North Dakota St. (12/10/86)
UW shot 90 percent or better (min. 8 att.): .900, at Illinois (1/25/97)
UW made 10 or more 3-point field goals: 11, at Rutgers (2/26/22)
UW made 15 or more 3-point field goals: 16, vs. Louisville (12/19/20)
UW attempted 30 or more 3-point field goals: 31, vs. Illinois (2/27/21)
UW attempted 40 or more 3-point field goals: 40, vs. Temple (12/3/01)

Double-Double / Triple-Double

Had a triple-double: Ethan Happ (13 pts, 12 reb, 11 ast) vs. Northwestern (1/26/19)
Had a double-double (Pts/Reb): Johnny Davis (11 pts, 11 reb) vs. Michigan State (3/11/22)
Had a double-double (Pts/Ast): Ethan Happ (10 p, 11 r, 12a) vs. Coppin St. (11/6/18)
Had a double-double (Ast/Reb): Ethan Happ (10p, 11r, 12a) vs. Coppin St. (11/6/18)
Had a double-double in consecutive games: Johnny Davis (1/30/21 and 2/2/22)
Two with double-double: Potter (24 p, 13 r) & Davison (11 p, 13 r) at Penn State (1/11/20)

Free Throw Shooting

Perfect at the FT line (min. 10 att.): 10-10, Brad Davison at Indiana (2/15/22)
UW shot 80 percent or better (min. 12 att.): .800 (20-25), vs. Nebraska (3/6/22)
UW shot 90 percent or better (min. 12 att.): .900 (19-21), vs. Green Bay (11/12/21)
UW shot 100 percent (min. 12 att.): 15-15, vs. Nebraska (12/22/20)
UW made 20 or more free throws: 20, vs. Nebraska (3/6/22)
UW made 30 or more free throws: 30, vs. Minnesota (2/13/14)
UW made 40 or more free throws: 40, vs. Minnesota (1/12/53)
UW attempted 30 or more free throws: 32, vs. Illinois State (12/29/21)
UW attempted 40 or more free throws: 42, at Illinois (2/3/13)
UW attempted 50 or more free throws: 50, at Indiana (2/12/62)
UW attempted 60 or more free throws: 61, at Michigan (2/21/53)

Rebounds

Had 10+ rebounds: 11, Johnny Davis vs. Michigan State (3/11/22)
Had 15+ rebounds: 15, Johnny Davis vs. Minnesota (1/30/22)
Had 20+ rebounds: 25, Joe Chrnulich vs. St. Mary's (12/2/76)
Had 30+ rebounds: 30, Paul Morrow vs. Purdue (1/3/53)
Had 10+ reb. in consecutive games: Johnny Davis, Two Straight (1/30/21, 2/2/22)
UW had 40+ rebounds: 47, at Nebraska (1/27/22)
UW had 50+ rebounds: 50, vs. Green Bay (11/12/21)

Assists

Had 10 or more assists: 11, Ethan Happ vs. Northwestern (1/26/19)
Had 15 or more assists: Has not happened
UW had 20 or more assists: 22, vs. Louisville (12/19/20)
UW had 30 or more assists: 30, vs. Iowa (3/9/94)

Blocked Shots

Had 5 or more blocked shots: 9 Nate Reuvers vs. Eastern Illinois (11/8/19)
Had 10 or more blocked shots: Has not happened
UW had 10 or more blocked shots: 10 vs. Eastern Illinois (11/25/20)
UW had 15 or more blocked shots: Has not happened

Steals

Had 5 or more steals: 5, Tyler Wahl vs. #8 Purdue (3/1/22)
Had 10 or more steals: 10, Mike Kelley vs. Texas (12/7/99)
UW had 10 or more steals: 10, vs. Green Bay (11/12/21)
UW had 15 or more steals: 16, (2x) MR vs. California (12/2/12)

Turnovers

UW had 1 or fewer turnovers: 1, vs. Iowa (1/20/15)
UW had 5 or fewer turnovers: 5, vs. Colgate (3/18/22)
UW had 0 turnovers in a half: 0 in 1H, vs. Arkansas-Pine Bluff (11/27/20)
Opponent committed 15 or more turnovers: 16, vs. Saint Mary's (11/24/21)
Opponent committed 20 or more turnovers: 20, vs. Illinois (2/27/21)

Overtime

Won a game in overtime: 2OT vs. Indiana (80-73), 1/7/21
Lost a game in overtime: vs. Saint Mary's (65-63), 11/5/19
Played a 2-overtime game: win vs. Indiana (80-73), 1/7/21
Played a 3-overtime game: loss vs. Indiana (85-86), 2/16/87
Played in consecutive OT games: (3) vs. Iowa (2/6/13), vs. Mich. (2/9/13), at Minn. (2/14/13)

Miscellaneous

Hit a buzzer beater: vs. Xavier, 3/20/16 (Bronson Koenig hits 3PT in corner, UW 66-63)
Won after trailing by at least 10 pts in second half: 17 vs. Indiana, 12/8/21 (down 42-25, 19:43 remaining - won 64-59)
Won after trailing by at least 15 pts in second half: 17 vs. Indiana, 12/8/21 (down 42-25, 19:43 remaining - won 64-59)
UW scored 10 straight points or more: 10-0 (3:54 2H) vs. Colgate (3/18/22)
UW scored 15 straight points or more: 16-0 (16:14 - 10:57 2H) vs. Nicholls (12/15/21)
UW held opp. scoreless 5:00 or longer: 10:24 (17:26 - 7:02 1H) vs. Penn State (2/5/22)
UW held opp. scoreless for 8:00 or longer: 10:24 (17:26 - 7:02 1H) vs. Penn State (2/5/22)