



WAKE FOREST 2022-23 MEN'S BASKETBALL



GAME 8

WAKE FOREST DEMON DEACONS

6-1 | 0-0 ACC

Head Coach: Steve Forbes
Record at Wake Forest: 37-27; Third Season
Career Record: 335-132; 15th Season
Last Game: W, 97-70 vs Hampton

VS

Wisconsin Badgers

5-1 | 0-0 BIG Ten

Head Coach: Greg Gard
Record at Wisconsin: 147-78; Eighth Season
Career Record: 147-78
Last Game: W, 64-59 vs USC

NOVEMBER 29, 2022 - 9 P.M. ET - KOHL CENTER

TV - ACC NETWORK - JAY ALTER AND TIM WELSH

RADIO - WAKE FOREST SPORTS NETWORK FROM LEARFIELD - STAN COTTEN AND MARK 'DINGER' FREIDINGER



Quick Comparison - 2022-23

81.7	PPG	62.7
.478	FG%	.375
.369	3FG%	.348
38.9	RPG	36.7



TOP OF THE LINE

With last season's 77-73 win over Northwestern, Wake Forest holds a 13-6 record in the ACC-Big 10 Challenge, including a 8-2 mark at home. Their 13 wins are tied for the second-most in the challenge's history.

1. Duke - 19
2. Wake Forest - 13
- Virginia - 13

For the second season in a row, Wake Forest has started 6-1. The Deacs started the 2021-22 season 10-1. This is the first time Wake Forest has had back-to-back 6-1 starts since 2004-05 (15-1) and 2005-06 (7-1).

With 14 points, 11 rebounds and 10 assists against Hampton on Saturday, Cameron Hildreth recorded the third triple-double in program history.

- Cameron Hildreth: 14 points, 11 rebounds, 10 assists (Hampton Nov. 26, 2022)
- Alondes Williams: 16 points, 14 rebounds, 10 assists (USC-Upstate Dec. 11, 2021)
- Tim Duncan: 14 points, 15 rebounds, 10 assists (Maryland Jan. 13, 1996)

Hildreth's feat was the first by an ACC player this season and Wake Forest is one of only three ACC schools to record a triple-double in back-to-back seasons:

Wake Forest: 2021-22 and 2022-23; Miami: 2016-17 and 2017-18; Clemson: 1975-76 and 1976-77

Wake Forest is in the top three in the conference in multiple statistical categories -

First: Defensive Rebounds per game (30.0); 3-point FG Made (62 - 8.86 pg)

Second: Scoring offense (81.7 ppg); FG Percentage Defense (39.0)

Third: Free Throw percentage (75.8); 3-point FG percentage (36.9); Assists (15 apg)

THE OPPONENT

SERIES RECORD

- Wake Forest is 3-0 all-time against the Wisconsin Badgers - 2-0 in LJVM and 1-0 in the Kohl Center. The last time the Deacs played the Badgers it was a 91-88 win for Wake Forest inside LJVM Nov. 29, 2005. The last time Wake Forest played in the Kohl Center they beat Wisconsin 90-80 Dec. 4, 2002.

WISCONSIN MOST RECENT STARTERS

#	Name	Pos.	Ht.	Wt.	Cl.
2	Jordan Davis	G	6-4	200	Jr.
5	Tyler Wahl	F	6-9	225	Sr.
11	Max Klesmit	G	6-3	200	Jr.
22	Steven Crowl	F	7-0	245	Jr.
23	Chucky Hepburn	G	6-2	205	So.

WAKE FOREST MOST RECENT STARTERS

#	Name	Pos.	Ht.	Wt.	Cl.	Min./G	Pts./G	Notes
1	Tyree Appleby	G	6-1	180	Grad.	33.2	17.9	Leads Wake in scoring and assists
2	Cameron Hildreth	G	6-4	200	So.	30.1	11.9	Recorded triple-double against Hampton
30	Damari Monsanto	G	6-6	205	R-Jr.	15.9	9.3	Currently shooting 47.5 percent from three-point range
11	Andrew Carr	F	6-10	220	Jr.	32.2	12.0	Recorded third career double-double vs Utah Valley
25	Zach Keller	F	6-10	226	Fr.	14.5	3.1	Made first career start against LMU

NOVEMBER

1	Winston-Salem State (Exh.)	W, 82-69
7	Fairfield	W, 71-59
11	Georgia	W, 81-71
15	Utah Valley	W, 68-65 (OT)
18	La Salle^	W, 75-63
20	Loyola Marymount ^	L, 77-75 (OT)
23	South Carolina State	W, 105-74
26	Hampton	W, xx-xx
29	at Wisconsin+	9 p.m.

DECEMBER

2	at Clemson*	7 p.m.
10	LSU#	2 p.m.
14	App State	7 p.m.
17	at Rutgers	12 p.m.
20	Duke*	6:30 p.m.
31	Virginia Tech*	12 p.m.

JANUARY

4	at North Carolina*	9 p.m.
7	at Louisville*	3 p.m.
11	Florida State*	9 p.m.
14	at Boston College*	8 p.m.
17	Clemson*	9 p.m.
21	Virginia*	2 p.m.
25	at Pitt*	7 p.m.
28	NC State*	1 p.m.
31	at Duke*	7 p.m.

FEBRUARY

4	at Notre Dame*	1 p.m.
7	North Carolina*	7 p.m.
11	Georgia Tech*	5 p.m.
18	at Miami*	2 p.m.
22	at NC State*	9 p.m.
25	Notre Dame*	7 p.m.
28	Boston College*	7 p.m.

MARCH

4	at Syracuse*	5 p.m.
7-11	ACC Tournament	TBA

^ - Jersey Mike's Jamaica Classic, Montego Bay

+ - ACC/Big Ten Challenge

- Holiday Hoopsgiving, Atlanta, Ga.

* - ACC Game

QUICK FACTS

UNIVERSITY QUICK FACTS

Location	Winston-Salem, NC 27109
Founded	1834 in Wake Forest, NC
Enrollment	5,033 undergraduate
Affiliation	NCAA Division I
Conference	Atlantic Coast
Colors	Old Gold & Black
President	Dr. Susan R. Wente
Faculty Athletic Rep.	Dr. Peter Brubaker
Athletic Director	John Currie
Athletic Department Phone	(336) 758-4620
Ticket Office Phone	(888) 758-DEAC

ARENA INFORMATION

Arena	Lawrence Joel Veterans Memorial Coliseum
Capacity	14,665
Opened	1989-90
Record in Facility	379-129

PROGRAM HISTORY

Years of Basketball	115th
First Season of Basketball	1906
All-Time Head Coaches	23
All-Time Record	1,580-1,269
Winning Seasons	67
20+ Win Seasons	22
All-Time ACC Record	458-560
ACC Championships	4 (1961, 1962, 1995, 1996)
Winning ACC Seasons	25
NCAA Tournament Appearances (Last)	23 (2017)
NCAA Tournament Record	28-23
NCAA Sweet 16's	10
NCAA Elite Eight	7
NCAA Final Four	1 (1962)
NIT Appearances (Last)	7 (2022)
NIT Record	12-6
NIT Championships	1 (2000)

COACHING STAFF

Head Coach	Steve Forbes
Alma Mater, Year	Southern Arkansas '88
Record at Wake Forest	31-26
Record Overall	327-131
Assistant Coach	Matt Woodley
Years at WFU/Alma Mater	3rd/Drake '00
Assistant Coach	B.J. McKie
Years at WFU/Alma Mater	3rd/South Carolina '99
Assistant Coach	Brooks Savage
Years at WFU/Alma Mater	3rd/Tennessee '08
Dir. of Basketball Operations	Frank Davis
Years at WFU/Alma Mater	3rd/Tennessee Tech '10
Director of Athletic Performance	Mike Starke
Director of Player Development	Antanas Kavaliauskas
Director of Player Relations	Mike Muse
Video Coordinator	Chris Forbes
Special Assistant	Jason Shay
Sports Medicine	Mark Armour
Equipment Manager	Tyler Shore
Basketball Office Phone	(336) 758-5622

TEAM INFORMATION

2021-22 Overall Record	25-10
Home / Away / Neutral	18-2/5-6/2-2
2021-22 ACC Record / Finish	13-7/5th
Overall Letterwinners Returning/Lost	6/5
Starters Returning/Lost	1/4
Newcomers	6

BY THE NUMBERS

2

Wake Forest has had two players record double-doubles for the second season in a row. Andrew Carr pulled down 14 boards and notched 15 points against Utah Valley. Freshman Bobi Klintman became the first Wake Forest freshman to record a double-double since Tim Duncan, with 15 points and 10 boards against South Carolina State.

4

For the second year in a row, Forbes and Co. have brought in at least four players from the transfer portal: graduate guard Tyree Appleby (Florida), sophomore guard Jao Ituka (Marist), junior forward Andrew Carr (Delaware) and junior center Davion Bradford (Kansas State).

73.2

Coach Forbes holds a career win percentage of 73.2 over 7 seasons as a Division I head coach, 6 of those 7 seasons were winning-record seasons.

99

Graduate guard Daivien Williamson is 99 points away from reaching 1,500 career points.

KEY STORYLINES



BACKCOURT BLISS WITH PEANUT BUTTER AND JELLY

With one of the best backcourts in the country, Wake Forest is the only power five team to have two players measuring 6' or shorter averaging 12 points or more for the season in graduate guards Tyree Appleby (17.9 ppg) and Daivien Williamson (12.2 ppg). Appleby leads all players in the power five measuring 6' or shorter in scoring and leads the ACC in assists, averaging 5.57 dimes per game.

Each are members of the 1,000-point club with potential to reach 2,000 in their final collegiate season. Williamson is 99 points away from 1,500 and Appleby is 323 away from 2,000. For Williamson to reach the milestone, Wake Forest will have to play 34 games where Williamson averages 19.4 points per game. Williamson has averaged double figures in each of the past three seasons and is currently averaging 12.2 ppg. For Appleby to reach the milestone, Wake Forest will have to play 34 games where Appleby averages 13.2 points per game. He has averaged double figures every year of his collegiate career and is currently averaging 17.9 ppg.

Williamson returned for his final year of eligibility after a career year with 389 points for an average of 11.2 points per game last season. The Winston-Salem native is now up to 1,401 career points between his time at Wake Forest and ETSU. He has proven himself as one of the best sharpshooters in Wake Forest history, with 105 three pointers throughout his time in a Wake Forest uniform. Williamson is also an 83-percent career free throw shooter. He leads the team this season with an 86.4 percent clip from the charity stripe.

Appleby has already reached the 500-assist mark, reaching number 500 when Florida defeated Iowa in the opening round of the NIT last season. He has made over 200 three-pointers and owns a career free throw percentage of 79.3. He is shooting 85.4 percent for the Deacs the season, which is good for second on the team.

MONSANTO'S RETURN

Redshirt junior Damari Monsanto tore his achilles at the end of May 2021 and had what was anticipated to be season-ending surgery in early June of 2021. In January 2022, he was fully cleared for full-court contact about a week prior to the Deacs' game at Georgia Tech on Jan. 19, 2022.

Monsanto has since played in every game for the Deacs, recording a season-high 31 minutes in his first start of the season at Clemson in February. He scored a season-best 17 points and tied a season-high with four triples in the loss to the Tigers. He also hit four three-pointers in 20 minutes at Syracuse. He reached 19 minutes in the win against North Carolina at home and made three triples in a row in the second half.

This season, Monsanto has scored 19 three's in the past five games for the Deacs, tallying a season-high six threes against Hampton, en route to dropping a Wake Forest career-high 20 points. He is currently shooting 47.5 percent from three.

KEY STORYLINES



NEW YEAR NEW FACES

Andrew Carr

The 6-10 forward came to Winston-Salem from the University of Delaware where he started 34 of 35 games during the 2021-22 season and averaged 10 points and five rebounds in 28 minutes per game. He was second on the team in field goal percentage, shooting 56.4 percent from the floor. He led the team from beyond the arc (minimum 10 attempts) with a 40.5 three-point percentage. Defensively, he led the Blue Hens in blocks, with 37 on the year, and was third in steals with 29.

Davion Bradford

Coming to Wake Forest after playing his first two seasons at Kansas State, Davion Bradford had one of the best freshmen seasons in school history. As a freshman during the 2020-21 season, Bradford was one of only three players to play in all 29 games, making 25 starts. He logged over 600 minutes (603), averaging 20.8 per game. He averaged 7.7 points on 62.1 percent shooting (90-of-145) with 4.3 rebounds per game while connecting on 58.9 percent (43-of-73) from the free throw line.

Bradford registered the second-highest field goal percentage (62.1/90-of-145) in school history, including the highest ever by a freshman, and was just the sixth player to connect on 60 percent or better from the field in a single season. He led the team in field goal percentage in Big 12 games, while he was second in field goals made (61), total rebounds (82) and offensive rebounds (32).

Jao Ituka

The 6-1 guard came to Winston-Salem from Marist College in Poughkeepsie, New York. He led the team in scoring with 15.3 points per game on 52.6 percent shooting from the field, 41 percent from three-point range and 76.8 percent from the free throw line. He also pulled down 3.1 rebounds in 22.1 minutes per game. During the season, he was named the MAAC Rookie of the Week a program-record nine times on his way to earning Rookie of the Year honors in the MAAC. He was also a finalist for the Kyle Macy Award, which is presented to the top Division I men's basketball freshman.

After missing the first five games of the season, Ituka made his Wake Forest debut against South Carolina State Nov. 23. The 6' guard went 2-4 from the field and a perfect 6-6 from the free throw line. He also pulled down a rebound and chipped in three assists.

Tyree Appleby

The 6-1 guard came to Winston-Salem from the University of Florida where he spent the past two seasons. Prior to being a Gator, Appleby spent the first two years of his collegiate career at Cleveland State.

A regular in the Gators' starting lineup throughout his two seasons, he led the Gators in assists both years. Appleby tallied 1,552 points and 504 assists over his four seasons, scoring 653 points and dishing out 207 assists in 59 games played with 44 starts for the Gators.

Bobi Klintman

Originally from Malmo, Sweden, the 6-9 forward came to Winston-Salem from the Nike Elite high school program at Sunrise Christian Academy. Klintman's brother, Ibbe is a sophomore at Central Arkansas.

Klintman returned to Sweden this past summer to compete with the Swedish National Team in the FIBA U20 European Championships (July 16-24). He led Sweden in all major categories of points (16 ppg), rebounds (10 rpg), assists (5.1 apg), steals (2.6 spg), blocks (0.9 bpg), efficiency (160.0), and minutes played (29.9 mpg), as Sweden finished with a 6-1 record.

Zach Keller

The 6'10, 225-pound forward brings size, versatility and physicality to a Demon Deacon frontcourt that lost graduates Dallas Walton and Khadim Sy at the conclusion of the 2021-22 season. Keller was the top-ranked prospect in the state of Colorado according to 247Sports, along with being the No. 10 power forward nationally and the No. 76 overall player nationally.

FORBES ERA
RECORD WHEN...

Home.....	27-8
Road.....	6-16
Neutral.....	3-4
Ranked Opponent (either AP or Coaches).....	0-8
Unranked Opponent.....	36-18
Leads at halftime.....	31-6
Trails at halftime.....	4-22
Tied at halftime.....	1-0
Goes into overtime.....	4-3
Leads by 10 or more points.....	30-4
Trails by 10 or more points.....	3-24
Shoots 50% or better.....	17-3
Shoots less than 50%.....	10-6
Shoots less than 45%.....	7-8
Shoots less than 40%.....	3-12
Opponent shoots 50% or better.....	3-18
Opponent shoots less than 50%.....	5-6
Opponent shoots less than 45%.....	5-3
Opponent shoots less than 40%.....	22-2
Has higher FG% than opponent.....	29-2
Has lower FG% than opponent.....	7-26
Has same FG% as opponent.....	0-0
Outrebounds its opponent.....	22-13
Outrebounded by opponent.....	11-13
Has same rebounds as opponent.....	2-2
Has more off rebounds than opponent.....	13-17
Has fewer off rebounds than opponent.....	22-6
Has same off rebounds as opponent.....	1-5
Has fewer turnovers than opponent.....	16-6
Has more turnovers than opponent.....	15-19
Has same turnovers as opponent.....	5-3
Has fewer than 10 turnovers.....	3-5
Opponent has fewer than 10 turnovers.....	3-9
Shoots more FTs than opponent.....	24-8
Shoots fewer FTs than opponent.....	9-19
Shoots the same FTs as opponent.....	3-1
Game decided by 10 points or less or OT.....	10-8
Game decided by 5 points or less or OT.....	8-4
Scores <60 points.....	0-6
Scores 60-69 points.....	6-13
Scores 70-79 points.....	13-7
Scores 80-89 points.....	8-2
Scores 90+ points.....	12-0
Allows <60 points.....	9-0
Allows 60-69 points.....	11-3
Allows 70-79 points.....	16-14
Allows 80-89 points.....	0-8
Allows 90+ points.....	0-3
Wins the tip.....	21-13
Loses the tip.....	15-16
White uniforms.....	26-8
Black uniforms.....	8-18
Grey uniforms.....	2-2

FORBES ERA FIRSTS

The 2021-22 season was a season of "most since" as the Deacs earned numerous accolades beyond those already mentioned:

First Road ACC Wins at ...

Virginia since Feb. 6, 2010.

Georgia Tech since Feb. 22, 2004.

Florida State since Feb. 14, 2008.

With its wins at UVA and GT in back-to-back road contests, Wake Forest secured its first two-straight road win streak in league play since the 2008-09 season.

The Deacs won both their conference home and road opener for the first time since the 2008-09 campaign.

Wake Forest won three games in overtime (Oregon State, Northwestern, Syracuse) for the first time since winning five OT contests during the 2009-10 season.

With its 98-76 win over North Carolina inside Joel Coliseum on Jan. 22, Wake Forest won its second-straight home game over the Tar Heels for the first time since 2002 (90-66, 2/6/2002) and 2003 (75-60, 3/5/2003).

Additionally, the 22-point victory (98-76) over the Tar Heels in January marked Wake Forest's biggest win over UNC since Feb. 6, 2002.

Wake Forest's 98 points were the second-most points the program has ever scored against North Carolina, behind only the 1964-65 team's 107-85 victory (1/6/1965).

When the Deacs defeated Boston College on Jan. 24, Wake Forest clinched its first four-game winning streak in regular season ACC play since the 2009-10 season.

The Deacs' 30-point margin-of-victory (87-57) over the Eagles was the program's largest over Boston College and the largest over an ACC opponent since the team defeated NC State 88-58 on February 2, 2017.

Prior to setting multiple records in conference play, Wake Forest recorded its most non-conference wins since the 2013-14 season (10).

Wake Forest reached 20 overall wins for the first time since the 2009-10 season (20-11) and 10 conference wins since the 2008-09 season (11-5).

Additionally, the Demon Deacons became the first ACC team to reach 20 overall and 10 conference wins last season.

The Deacs' five ACC road wins last season were the most since 2004-05.



GAME-BY-GAME LEADERS

Game	Points	Rebounds	Assists
Fairfield	14 (Carr, Williamson, Hildreth)	6 (Klintman)	3 (Hildreth, Appleby)
Georgia	24 (Williamson)	11 (Hildreth)	6 (Appleby)
Utah Valley	23 (Appleby)	14 (Carr)	6 (Appleby)
La Salle	23 (Appleby)	6 (Williamson/Carr)	4 (Hildreth, Appleby)
LMU	19 (Appleby)	8 (Carr/Appleby)	8 (Appleby)
South Carolina State	19 (Hildreth)	10 (Klintman)	9 (Appleby)
Hampton	20 (Monsanto)	11 (Hildreth)	10 (Hildreth)
at Wisconsin			
at Clemson			
LSU			
App State			
at Rutgers			
Duke			
Virginia Tech			
at North Carolina			
at Louisville			
Florida State			
at Boston College			
Clemson			
Virginia			
at Pitt			
NC State			
at Duke			
at Notre Dame			
North Carolina			
Georgia Tech			
at Miami			
at NC State			
Notre Dame			
Boston College			
at Syracuse			

GAME-BY-GAME P-R-A

Opponent	Date	Score		0 TAYLOR, LUC	1 APPLEBY, TY	2 HILDRETH, C	4 WILLIAMSON	10 ITUKA, JAO	11 CARR, ANDRE	20 BRADFORD, D	25 KELLER, ZAC	30 MONSANTO, D	33 MARSH, MATT	34 KLINTMAN, B
Fairfield	11/07/2022	71-59	W	3-4-0	8-4-3	14-3-3	14-1-2	DNP	14-5-1	3-4-1	4-0-0	0-3-0	0-1-0	11-6-0
Georgia	11/11/2022	81-71	W	0-1-1	22-6-6	8-11-2	24-4-4	DNP	9-3-2	11-4-0	0-2-0	0-1-0	DNP	7-1-1
Utah Valley	11/15/2022	68-65	Wot	0-1-0	23-7-6	9-6-3	10-3-0	DNP	15-14-1	3-1-0	0-1-0	6-2-0	2-1-1	0-4-0
vs La Salle	11/18/2022	75-63	W	0-0-0	23-3-4	9-3-4	6-6-1	DNP	10-6-1	0-1-0	11-4-0	14-5-0	DNP	2-5-2
vs LMU (CA)	11/20/2022	75-77	Lot	DNP	19-8-8	10-4-3	7-1-1	DNP	10-8-1	DNP	2-4-0	9-1-0	14-6-0	4-3-1
South Carolina St.	11/23/2022	105-74	W	5-2-3	13-2-9	19-8-2	DNP	10-1-3	9-1-2	4-3-0	0-1-0	16-5-1	10-3-0	15-10-1
Hampton	11/26/2022	97-70	W	0-0-0	17-1-3	14-11-10	DNP	5-4-1	17-3-3	6-1-0	5-1-1	20-4-0	DNP	9-5-1

Opponent	Date	Score		40 KENNAH, RJ	45 XU, XIAOLON	51 DUNN, KEVIN	52 VAN BEVERE	55 KMETY, OWEN
Fairfield	11/07/2022	71-59	W	DNP	DNP	DNP	DNP	DNP
Georgia	11/11/2022	81-71	W	DNP	DNP	DNP	DNP	DNP
Utah Valley	11/15/2022	68-65	Wot	DNP	DNP	DNP	DNP	DNP
vs La Salle	11/18/2022	75-63	W	DNP	DNP	DNP	DNP	DNP
vs LMU (CA)	11/20/2022	75-77	Lot	DNP	DNP	DNP	DNP	DNP
South Carolina St.	11/23/2022	105-74	W	0-0-1	0-0-0	0-1-1	4-1-0	0-0-0
Hampton	11/26/2022	97-70	W	2-1-0	0-1-0	0-0-0	2-1-0	0-0-0

ON THIS DAY...

ON THIS DAY...

NOV.
29THE RECORD:
11-2THE STREAK:
W2LAST TIME:
W, 88-75, Long Beach
State, 2019

TOTAL GAMES

Year	Score	Opponent	Place
1975-76	W, 94-90	Richmond	Winston-Salem, N.C.
1980-81	W, 57-44	Jacksonville	Winston-Salem, N.C.
1984-85	W, 110-64	Rollins	Winston-Salem, N.C.
1994-95	W, 74-62	Davidson	Davidson, N.C.
1995-96	W, 69-53	Oklahoma State	Auburn Hills, Mich.
1996-97	W, 69-45	Davidson	Winston-Salem, N.C.
1997-98	W, 71-67	Richmond	Winston-Salem, N.C.
2003-04	W, 86-61	Yale	New Haven, Conn.
2005-06	W, 91-88	Wisconsin	Winston-Salem, N.C.
2006-07	L, 58-94	Air Force	Colorado Springs, Colo.
2007-08	L, 59-63	Charlotte	Charlotte, N.C.
2013-14	W, 77-63	Southern Cal	Paradise Island, Bahamas
2019-20	W, 88-75	Long Beach State	Anaheim, Calif.

MEDIA INFORMATION

Media Credentials: Please direct your media to email Milita Godette on the Wake Forest Communications staff (godettem@wfu.edu) to request game credentials and parking. You may also submit your media list to Lucy Berres along with the team credential list if you prefer.

Game Notes: Limited copies will be made for TV and radio crews.

Media Parking: Media parking is located in the McCreary Tower lot, a short walk across the street from LJVM. You will receive a digital parking pass via email prior to the game. The entrance to the McCreary Tower Lot is located off Deacon Blvd. on the left side after passing LJVM. Visiting team personnel parking can be made available in the Operations lot directly behind LJVM if necessary.

Media Will Call / Entrance: Media members must pick up credentials and enter the arena at the West Lobby Will Call window. Media Will Call opens 90 minutes prior to the scheduled start time.

Media Seating: Media seating at LJVM is located in section 113 behind the home team basket. Seats will not be assigned in the media seating area. Power and wifi will be provided.

Photo/Video Locations: Photo/Video locations are located on the baseline opposite the team benches (closest to court-side seating sideline) with limited space available on the bench-side of the basket. The LED tables on the benchside of the baseline CANNOT be blocked during the game. Photographers are not allowed behind team benches. There will be no assigned spots for photo/video on the baselines.

Photographers and videographers may set up workstations in the press room through the visiting team tunnel on the right hand side.

TV Announce Location: Top of section 118 in the lower bowl.

Internet Access: Visitors can connect to the Wake Forest media wireless network with the login provided in the press room. A member of the Wake Forest IT department will also be on hand on game day to assist with any connectivity issues.

Official Stats: Wake Forest uses NCAA LiveStats.

The official stats crew is located at the scorer's table two seats down from the official scorer. Stat sheets (maximum of 6) can be picked up by the visiting team at each media timeout. Managers or SIDs may pick up a couple box scores at halftime and/or after the game if requested. Otherwise, we will deliver 10 copies of the final stat books to both locker rooms after the game.

Live game stats are available at wakeforest.statbroadcast.com.

Postgame Interviews: Wake Forest will return to in-person postgame interviews for head coach Steve Forbes and players in the press room. The standard format will be visiting coach/players, Wake Forest head coach Steve Forbes then Wake Forest players.

Meals: A pregame meal voucher will be provided to credentialed media and school officials in the press room and can be redeemed at Concessions. Media members are asked to eat in the press room but if it is taken to your seat in the media section that is acceptable.

2022-23 ROSTER & BREAKDOWN

ROSTER BREAKDOWN

BY CLASS

Gradautes (2)
Daivien Williamson
Tyree Appleby

Seniors
Grant van Beveren

Juniors
Davion Bradford
Andrew Carr
Damari Monsanto

Sophomores
Cameron Hildreth
Matthew Marsh
Robert McCray
Lucas Taylor
Kevin Dunn
RJ Kennah

Freshmen
Zach Keller
Bobi Klinton
Owen Kmety
Xiaolong Xu

BY STATE/COUNTRY

Arkansas (1)
Tyree Appleby

North Carolina (4)
Daivien Williamson
Lucas Taylor
Kevin Dunn

England (2)
Cameron Hildreth
Matthew Marsh

Colorado (2)
Zach Keller
RJ Kennah

Pennsylvania (1)
Andrew Carr

Missouri (1)
Davion Bradford

Illinois (1)
Owen Kmety

South Carolina (1)
Robert McCray

Sweden (1)
Bobi Klinton

Florida (1)
Damari Monsanto

Georgia (1)
Grant van Beveren

Maryland (1)
Jao Ituka

NUMERICAL ROSTER

No.	Name	Pos.	Ht.	Wt.	Yr.	Hometown	High School (Previous College)
0	Lucas Taylor	G	6'5"	195	FR	Wake Forest, N.C.	Heritage High School
1	Tyree Appleby	G	6'0"	175	GR	Jacksonville, Ark.	Jacksonville (Florida)
2	Cameron Hildreth	G	6'4"	200	FR	Worthing, England	Surrey Scorchers/Worthing Thunder
4	Daivien Williamson	G	6'0"	180	GR	Winston-Salem, N.C.	Winston-Salem Prep (ETSU)
10	Jao Ituka	G	6'1"	195	SO	Gaithersburg, Md.	Gaithersburg (Marist)
11	Andrew Carr	F	6'10"	220	JR	West Chester, Pa.	West Chester East (Delaware)
13	Robert McCray	G	6'3"	185	FR	Columbia, S.C.	AC Flora
20	Davion Bradford	C	7'0"	260	JR	St. Louis, Mo.	Mehlville (Kansas State)
25	Zach Keller	F	6'10"	225	FR	Highlands Ranch, Co.	Thunderridge
30	Damari Monsanto	F	6'6"	200	R-JR	Pembroke Pines, Fla.	Western HS (ETSU)
33	Matthew Marsh	C	7'1"	250	FR	Cornwall, England	ASVEL/FC Barcelona
34	Bobi Klinton	F	6'9"	225	FR	Malmo, Sweden	Sunrise Christian Academy
40	RJ Kennah	G	6'5"	180	FR	Parker, Colo.	Kent Denver High School
45	Xiaolong Xu	G	6'1"	180	FR	Beijing, China	Concord Academy, Mass.
51	Kevin Dunn	G	6'2"	205	FR	Winston-Salem, N.C.	Choate Rosemary Hall
52	Grant van Beveren	F	6'6"	215	SR	Alpharetta, Ga.	Chattahoochee
55	Owen Kmety	F	6'6"	180	FR	Chicago, Ill.	La Lumiere HS


ALPHABETICAL ROSTER

No.	Name	Pos.	Ht.	Wt.	Yr.	Hometown	Previous School/High School
1	Tyree Appleby	G	6'0"	175	GR	Jacksonville, Ark.	Jacksonville (Florida)
20	Davion Bradford	C	7'0"	260	JR	St. Louis, Mo.	Mehlville (Kansas State)
11	Andrew Carr	F	6'10"	220	JR	West Chester, Pa.	West Chester East (Delaware)
51	Kevin Dunn	G	6'2"	205	SO	Winston-Salem, N.C.	Choate Rosemary Hall
2	Cameron Hildreth	G	6'4"	200	SO	Worthing, England	Surrey Scorchers/Worthing Thunder
10	Jao Ituka	G	6'1"	195	SO	Gaithersburg, Md.	Gaithersburg (Marist)
25	Zach Keller	F	6'10"	225	FR	Highlands Ranch, Co.	Thunderridge
40	RJ Kennah	G	6'5"	180	SO	Parker, Colo.	Kent Denver High School
34	Bobi Klinton	F	6'9"	225	FR	Malmo, Sweden	Sunrise Christian Academy
55	Owen Kmety	F	6'6"	180	FR	Chicago, Ill.	La Lumiere HS
33	Matthew Marsh	C	7'1"	250	SO	Cornwall, England	ASVEL/FC Barcelona
25	Robert McCray	G	6'3"	185	SO	Columbia, S.C.	AC Flora
30	Damari Monsanto	G	6'6"	200	R-JR	Pembroke Pines, Fla.	Western High School (ETSU)
23	Lucas Taylor	G	6'5"	195	SO	Wake Forest, N.C.	Heritage High School
52	Grant van Beveren	F	6'6"	215	SR	Alpharetta, Ga.	Chattahoochee
4	Daivien Williamson	G	6'0"	180	GR	Winston-Salem, N.C.	Winston-Salem Prep (ETSU)
45	Xiaolong Xu	G	6'1"	180	FR	Beijing, China	Concord Academy, Mass.

COACHING & SUPPORT STAFF


Head Coach	Steve Forbes	3rd Season/Southern Arkansas '88
Assistant Coach	B.J. McKie	3rd Season/South Carolina '99
Assistant Coach	Brooks Savage	3rd Season/Tennessee '08
Assistant Coach	Matt Woodley	3rd Season/Drake '00
Director of Basketball Operations	Frank Davis	3rd Season/Tennessee Tech '10
Director of Sports Performance	Mike Starke	3rd Season/Concordia College '13
Director of Player Development	Antanas Kavaliauskas	3rd Season/Texas A&M '07
Director of Player Relations	Mike Muse	1st Season/App State '85
Special Assistant to the Head Coach	Jason Shay	2nd Season/Iowa '95
Video Coordinator	Chris Forbes	3rd Season/East Tennessee St. '18
Graduate Manager	Isaiah Tisdale	2nd season/East Tennessee St. '20
Student Athlete Services	Jane Caldwell	25th Season/UNC Greensboro
Sports Medicine	Mark Armour	2nd Season/Southeastern Louisiana '07
Equipment	Tyler Shore	3rd Season/Western Carolina '08
Communications	Lucy Berres	3rd Season/Illinois State '16

2022-23 PHOTO ROSTER




LUCAS TAYLOR
So. / 6-5 / 195 / G
Wake Forest, N.C.
Heritage High School

0



TYREE APPLEBY
Gr. / 6-0 / 175 / G
Jacksonville, Ark.
Jacksonville High School
(Florida)

1



CAMERON HILDRETH
So. / 6-4 / 200 / G
Worthing, England
Surrey Scorchers
Worthing Thunder

2




DAVIEN WILLIAMSON
Gr. / 6-0 / 180 / G
Winston-Salem, N.C.
Winston-Salem Prep
(ETSU)

4




JAO ITUKA
So. / 6-1 / 195 / G
Gaithersburg, Md.
Gaithersburg High School
(Marist)

10



ANDREW CARR
Jr. / 6-10 / 220 / F
Westchester, Pa.
West Chester East
(Delaware)

11




ROBERT MCCRAY
So. / 6-4 / 185 / G
Columbia, S.C.
AC Flora

13




DAVION BRADFORD
Jr. / 7' / 260 / C
St. Louis, Mo.
Mehlville
(Kansas State)

20



ZACH KELLER
Fr. / 6-10 / 228 / F
Highlands Ranch, Colo.
Thunderidge High School

25




DAMARI MONSANTO
R-Jr / 6-6 / 200 / G
Pembroke Pines, Fla.
Western High School
(ETSU)

30




MATTHEW MARSH
So. / 7-1 / 250 / C
Cornwall, England
ASVEL
FC Barcelona

33




BOBI KLINTMAN
Fr. / 6-10 / 225 / F
Malmo, Sweden
Sunrise Christian Academy

34




RJ KENNAH
So. / 6-5 / 180 / G
Parker, Colo.
Kent Denver High School

40




XIAOLONG XU
Fr. / 6-1 / 180 / G
Beijing, China
Concord Academy

45




KEVIN DUNN
So. / 6-2 / 205 / G
Winston-Salem, N.C.
Choate Rosemary Hall

51



GRANT VAN BEVEREN
Sr. / 6-6 / 215 / F
Alpharetta, Ga.
Chattahoochee

52



OWEN KMETZ
Fr. / 6-6 / 180 / F
Chicago, Ill.
La Lumiere High School

55



STEVE FORBES
Head Coach
3rd Season
Southern Arkansas '88



BJ MCKIE
Assistant Coach
3rd Season
South Carolina '99



BROOKS SAVAGE
Assistant Coach
3rd Season
Tennessee '08



MATT WOODLEY
Assistant Coach
3rd Season
Drake '00



LUCAS TAYLOR

SOPHOMORE / 6-5 / 200 / G / RALEIGH, N.C.

1.3 PPG | 1.3 RPG | 0.2 SPG | 10.9 MPG

SEASON/CAREER HIGHS

POINTS

Career: 5, vs. South Carolina State (11/23/22)
Season: 5, vs. South Carolina State (11/23/22)

REBOUNDS

Career: 4, vs. Fairfield (11/7/22)
Season: 4, vs. Fairfield (11/7/22)

FIELD GOALS

Career: 2, vs. South Carolina State (11/23/22)
Season: 2, vs. South Carolina State (11/23/22)

FIELD GOAL ATTEMPTS

Career: 4, vs. South Carolina State (11/23/22)
Season: 4, vs. South Carolina State (11/23/22)

3-POINTERS

Career: 1, twice, last vs. South Carolina State (11/23/22)
Season: 1, twice, last vs. South Carolina State (11/23/22)

3-POINT ATTEMPTS

Career: 2, twice, last vs. Fairfield (11/7/22)
Season: 2, twice, last vs. Georgia (11/11/22)

FREE THROWS

Career: 1, vs. USC Upstate (12/11/21)
Season: N/A

FREE THROW ATTEMPTS

Career: 2, vs. USC Upstate (12/11/21)
Season: N/A

ASSISTS

Career: 3, vs. South Carolina State (11/23/22)
Season: 3, vs. South Carolina State (11/23/22)

TURNOVERS

Career: 2, 3x - last vs. Hampton (11/26/22)
Season: 2, vs. Hampton (11/26/22)

BLOCKS

Career: 2, vs. South Carolina State (11/23/22)
Season: 2, vs. South Carolina State (11/23/22)

STEALS

Career: 2, vs. NC A&T (11/20/21)
Season: 1, vs. Fairfield (11/7/22)

MINUTES

Career: 18, vs. Fairfield (11/7/22)
Season: 18, vs. Fairfield (11/7/22)

2022-23 GAME-BY-GAME STATS

#0 TAYLOR, Lucas

Opponent	Date	GS	MIN	Total		3-Pointers		Free throws		Rebounds											
				FG-FGA	PCT	3FG-3FGA	PCT	FT-FTA	PCT	OFF	DEF	TOT	AVG	PF	A	TO	BLK	STL	PTS	AVG	
Fairfield	11/07/2022	*	17:49	1-2	.500	1-2	.500	0-0	.000	0	4	4	4.0	2	0	0	0	1	3	3.0	
Georgia	11/11/2022	*	12:05	0-2	.000	0-2	.000	0-0	.000	0	1	1	2.5	1	1	0	0	0	0	1.5	
Utah Valley	11/15/2022	*	10:21	0-2	.000	0-0	.000	0-0	.000	0	1	1	2.0	0	0	0	0	0	0	1.0	
vs La Salle	11/18/2022	*	02:42	0-1	.000	0-0	.000	0-0	.000	0	0	0	1.5	0	0	0	0	0	0	0.8	
South Carolina St.	11/23/2022		14:54	2-4	.500	1-1	1.000	0-0	.000	0	2	2	1.6	0	3	1	2	0	5	1.6	
Hampton	11/26/2022		07:25	0-0	.000	0-0	.000	0-0	.000	0	0	0	1.3	2	0	2	0	0	0	1.3	
Totals		4	65:16	3-11	.273	2-5	.400	0-0	.000	0	8	8	1.3	5	4	3	2	1	8	1.3	

Player Averages

Games Played	Minutes/game	Points/game	FG Pct	3FG Pct	FT Pct	Rebounds/game	Assists/game	Turnovers/game	Assist/Turnover ratio	Steals/game	Blocks/game
6	10.9	1.3	27.3	40.0	0.0	1.3	0.7	0.5	1.3	0.2	0.3

TAYLOR, Lucas

				Field Goals		3-Point		F-Throws		Rebounds									Scoring	
SEASON	TEAM	GP-GS	MIN/AVG	FG-FGA	FG%	3FG-3FGA	3FG%	FT-FTA	FT%	OFF	DEF	TOT	AVG	PF-FO	A	TO	BLK	STL	PTS	AVG
2021-22	WF	15-0	49/3.3	0-9	.000	0-5	.000	1-2	.500	0	1	1	0.1	3-0	3	5	0	3	1	0.1
2022-23	WF	6-4	65/10.9	3-11	.273	2-5	.400	0-0	.000	0	8	8	1.3	5-0	4	3	2	1	8	1.3
TOTAL		21-4	114/5.4	3-20	.150	2-10	.200	1-2	.500	0	9	9	0.4	8-0	7	8	2	4	9	0.4



1 TYREE APPLEBY

GRADUATE / 6-0 / 175 / G / JACKSONVILLE, ARK.

17.9 PPG | 4.4 RPG | 5.6 APG | 2.0 SPG | 50.0% FG | 41.4% 3FG | 33.2 MPG

SEASON/CAREER HIGHS

POINTS

Career: 37, vs. Bowling Green (12/5/18)
Season: 23, twice, last vs. La Salle (11/18/22)

REBOUNDS

Career: 11, vs. Milwaukee (2/9/19)
Season: 8, vs. LMU (11/20/22)

FIELD GOALS

Career: 13, vs. Bowling Green (12/5/18)
Season: 8, vs. La Salle (11/18/22)

FIELD GOAL ATTEMPTS

Career: 20, at Green Bay (1/5/19)
Season: 16, vs. LMU (11/20/22)

3-POINTERS

Career: 7, twice, last at Milwaukee (1/3/19)
Season: 3, twice - last vs. Hampton (11/26/22)

3-POINT ATTEMPTS

Career: 12, twice, last vs. Green Bay (2/7/19)
Season: 7, vs. La Salle (11/18/22)

FREE THROWS

Career: 12, 3x, last vs. Utah Valley (11/15/22)
Season: 12, vs. Utah Valley (11/15/22)

FREE THROW ATTEMPTS

Career: 15, at Northern Kentucky (3/3/18)
Season: 14, vs. Utah Valley (11/15/22)

ASSISTS

Career: 11, twice, last vs. IUPUI (2/16/19)
Season: 9, vs. South Carolina State (11/23/22)

TURNOVERS

Career: 8, at IUPUI (1/10/19)
Season: 5, vs. LMU (11/20/22)

BLOCKS

Career: 2, 3x, last vs. Iona (3/16/22)
Season: N/A

STEALS

Career: 4, seven times
Season: 4, vs. La Salle (11/18/22)

MINUTES

Career: 39, vs. Utah Valley (11/15/22)
Season: 41, vs. LMU (11/20/22)

2022-23 GAME-BY-GAME STATS

#1 APPLEBY, Tyree

Opponent	Date	GS	MIN	Total		3-Pointers		Free throws		Rebounds				PF	A	TO	BLK	STL	PTS	AVG
				FG-FGA	PCT	3FG-3FGA	PCT	FT-FTA	PCT	OFF	DEF	TOT	AVG							
Fairfield	11/07/2022	*	25:52	1-5	.200	0-2	.000	6-6	1.000	0	4	4	4.0	3	3	1	0	2	8	8.0
Georgia	11/11/2022	*	35:29	6-10	.600	2-4	.500	8-9	.889	0	6	6	5.0	2	6	2	0	0	22	15.0
Utah Valley	11/15/2022	*	39:21	5-15	.333	1-5	.200	12-14	.857	1	6	7	5.7	3	6	2	0	1	23	17.7
vs La Salle	11/18/2022	*	36:43	8-14	.571	2-7	.286	5-5	1.000	0	3	3	5.0	2	4	3	0	4	23	19.0
vs LMU (CA)	11/20/2022	*	41:28	6-16	.375	1-4	.250	6-9	.667	2	6	8	5.6	1	8	5	0	3	19	19.0
South Carolina St.	11/23/2022	*	26:20	3-4	.750	3-4	.750	4-5	.800	1	1	2	5.0	2	9	4	0	3	13	18.0
Hampton	11/26/2022	*	27:11	7-8	.875	3-3	1.000	0-0	.000	0	1	1	4.4	2	3	1	0	1	17	17.9
Totals			7	232:24	.500	12-29	.414	41-48	.854	4	27	31	4.4	15	39	18	0	14	125	17.9

Player Averages

Games Played	Minutes/ game	Points/ game	FG Pct	3FG Pct	FT Pct	Rebounds/ game	Assists/ game	Turnovers/ game	Assist/Turnover ratio	Steals/ game	Blocks/ game
7	33.2	17.9	50.0	41.4	85.4	4.4	5.6	2.6	2.2	2.0	0.0

APPLEBY, Tyree

				Field Goals		3-Point		F-Throws		Rebounds				Scoring						
SEASON	TEAM	GP-GS	MIN/AVG	FG-FGA	FG%	3FG-3FGA	3FG%	FT-FTA	FT%	OFF	DEF	TOT	AVG	PF-FO	A	TO	BLK	STL	PTS	AVG
2017-18	CSU	34-25	874/25.7	129-292	.442	36-111	.324	106-148	.716	18	64	82	2.4	68-0	135	116	8	44	400	11.8
2018-19	CSU	29-29	884/30.5	147-350	.420	74-190	.389	131-168	.780	10	98	108	3.7	48-0	162	100	9	42	499	17.2
2020-21	UF	25-17	712/28.5	83-201	.413	29-83	.349	87-105	.829	6	71	77	3.1	55-0	82	72	3	38	282	11.3
2021-22	UF	34-27	940/27.6	100-275	.364	65-190	.342	106-125	.848	2	70	72	2.1	65-0	125	87	4	42	371	10.9
2022-23	WF	7-7	232/33.2	36-72	.500	12-29	.414	41-48	.854	4	27	31	4.4	15-0	39	18	0	14	125	17.9
TOTAL FOR WF		7-7	232/33.2	36-72	.500	12-29	.414	41-48	.854	4	27	31	4.4	15-0	39	18	0	14	125	17.9
TOTAL		129-105	3642/28.2	495-1190	.416	216-603	.358	471-594	.793	40	330	370	2.9	251-0	543	393	24	180	1677	13.0



2 CAMERON HILDRETH

SOPHOMORE / 6-4 / 200 / G / WORTHING, ENGLAND

11.9 PPG | 6.6 RPG | 3.9 APG | 1.1 SPG | 53.6% FG | 41.7% 3FG | 30.1 MPG

SEASON/CAREER HIGHS

POINTS

Career: 19, vs. South Carolina State (11/23/22)
Season: 19, vs. South Carolina State (11/23/22)

REBOUNDS

Career: 11, twice - last vs. Hampton (11/26/22)
Season: 11, twice - last vs. Hampton (11/26/22)

FIELD GOALS

Career: 7, vs. South Carolina State (11/23/22)
Season: 7, vs. South Carolina State (11/23/22)

FIELD GOAL ATTEMPTS

Career: 10, vs. South Carolina State (11/23/22)
Season: 10, vs. South Carolina State (11/23/22)

3-POINTERS

Career: 2, vs. Western Carolina (11/12/21)
Season: 1, 5x - last vs. Hampton (11/26/22)

3-POINT ATTEMPTS

Career: 3, 4x - last vs. South Carolina State (11/23/22)
Season: 3, vs. South Carolina State (11/23/22)

FREE THROWS

Career: 6, 2x - last vs. Fairfield (11/7/22)
Season: 6, vs. Fairfield (11/7/22)

FREE THROW ATTEMPTS

Career: 10, vs. Fairfield (11/7/22)
Season: 10, vs. Fairfield (11/7/22)

ASSISTS

Career: 10, vs. Hampton (11/26/22)
Season: 10, vs. Hampton (11/26/22)

TURNOVERS

Career: 4 3x, last vs. Utah Valley (11/15/22)
Season: 4, 2x, last vs. Utah Valley (11/15/22)

BLOCKS

Career: 2, vs. William & Mary (11/10/21)
Season: N/A

STEALS

Career: 3, vs. VCU (3/19/22)
Season: 2, 3x - last vs. Hampton (11/26/22)

MINUTES

Career: 36, vs. Utah Valley (11/15/22)
Season: 40, vs. LMU (11/20/22)

2022-23 GAME-BY-GAME STATS

#2 HILDRETH, Cameron

Opponent	Date	GS	MIN	Total		3-Pointers		Free throws		Rebounds				PF		A		TO		BLK		STL		PTS		AVG
				FG-FGA	PCT	3FG-3FGA	PCT	FT-FTA	PCT	OFF	DEF	TOT	AVG													
Fairfield	11/07/2022		28:04	4-9	.444	0-2	.000	6-10	.600	2	1	3	3.0	4	3	2	0	2	14	14.0						
Georgia	11/11/2022		21:59	3-5	.600	1-1	1.000	1-3	.333	3	8	11	7.0	1	2	4	0	0	8	11.0						
Utah Valley	11/15/2022		36:11	3-8	.375	1-1	1.000	2-2	1.000	2	4	6	6.7	2	3	4	0	0	9	10.3						
vs La Salle	11/18/2022		27:03	4-8	.500	0-1	.000	1-1	1.000	2	1	3	5.8	4	4	1	0	1	9	10.0						
vs LMU (CA)	11/20/2022	*	39:56	4-7	.571	1-2	.500	1-1	1.000	0	4	4	5.4	1	3	3	0	1	10	10.0						
South Carolina St.	11/23/2022	*	26:26	7-10	.700	1-3	.333	4-5	.800	0	8	8	5.8	2	2	0	0	2	19	11.5						
Hampton	11/26/2022	*	31:23	5-9	.556	1-2	.500	3-3	1.000	1	10	11	6.6	3	10	2	0	2	14	11.9						
Totals		3	211:02	30-56	.536	5-12	.417	18-25	.720	10	36	46	6.6	17	27	16	0	8	83	11.9						

Player Averages

Games Played	Minutes/game	Points/game	FG Pct	3FG Pct	FT Pct	Rebounds/game	Assists/game	Turnovers/game	Assist/Turnover ratio	Steals/game	Blocks/game
7	30.1	11.9	53.6	41.7	72.0	6.6	3.9	2.3	1.7	1.1	0.0

HILDRETH, Cameron

				Field Goals		3-Point		F-Throws		Rebounds										Scoring	
SEASON	TEAM	GP-GS	MIN/AVG	FG-FGA	FG%	3FG-3FGA	3FG%	FT-FTA	FT%	OFF	DEF	TOT	AVG	PF-FO	A	TO	BLK	STL	PTS	AVG	
2021-22	WF	32-0	425/13.3	42-91	.462	8-29	.276	32-46	.696	19	73	92	2.9	42-0	37	36	3	19	124	3.9	
2022-23	WF	7-3	211/30.1	30-56	.536	5-12	.417	18-25	.720	10	36	46	6.6	17-0	27	16	0	8	83	11.9	
TOTAL		39-3	636/16.3	72-147	.490	13-41	.317	50-71	.704	29	109	138	3.5	59-0	64	52	3	27	207	5.3	



4 DAIVIEN WILLIAMSON

GRADUATE / 6-0 / 180 / G / WINSTON-SALEM, N.C.

12.2 PPG | 3.0 RPG | 1.6 APG | 34.7% FG | 33.0 MPG

SEASON/CAREER HIGHS

POINTS

Career: 28, vs. NC State (3/2/22)
Season: 24, vs. Georgia (11/11/22)

REBOUNDS

Career: 7, vs. Catawba (12/31/20)
Season: 6, vs. La Salle (11/18/22)

FIELD GOALS

Career: 11, vs. NC State (3/2/22)
Season: 7, vs. Georgia (11/11/22)

FIELD GOAL ATTEMPTS

Career: 16, at Syracuse (1/29/22)
Season: 13, vs. Georgia (11/11/22)

3-POINTERS

Career: 5, 4x - last vs. NC State (3/2/22)
Season: 3, vs. Georgia (11/11/22)

3-POINT ATTEMPTS

Career: 8, 2x - last at Syracuse (1/29/22)
Season: 7, vs. Georgia (11/11/22)

FREE THROWS

Career: 12, vs. LSU (11/27/21)
Season: 8, vs. Fairfield (11/7/22)

FREE THROW ATTEMPTS

Career: 13, vs. LSU (11/27/21)
Season: 10, vs. Fairfield (11/7/22)

ASSISTS

Career: 10, at Chattanooga (2/5/20)
Season: 4, vs. Georgia (11/11/22)

TURNOVERS

Career: 6, vs. Pitt (1/23/21)
Season: 3, vs. Fairfield (11/7/22)

BLOCKS

Career: 1, 7x - last vs. VCU (3/19/22)
Season: N/A

STEALS

Career: 4, twice, last vs. North Carolina A&T (11/20/21)
Season: 1, twice, last vs. Utah Valley (11/15/22)

MINUTES

Career: 41, vs. Oregon State (11/26/21)
Season: 40, vs. Utah Valley (11/15/22)

2022-23 GAME-BY-GAME STATS

#4 WILLIAMSON, Daivien

				Total		3-Pointers		Free throws		Rebounds											
Opponent	Date	GS	MIN	FG-FGA	PCT	3FG-3FGA	PCT	FT-FTA	PCT	OFF	DEF	TOT	AVG	PF	A	TO	BLK	STL	PTS	AVG	
Fairfield	11/07/2022	*	34:35	2-9	.222	2-6	.333	8-10	.800	0	1	1	1.0	1	2	3	0	1	14	14.0	
Georgia	11/11/2022	*	38:04	7-13	.538	3-7	.429	7-8	.875	0	4	4	2.5	1	4	2	0	0	24	19.0	
Utah Valley	11/15/2022	*	40:11	3-10	.300	2-5	.400	2-2	1.000	0	3	3	2.7	1	0	0	0	1	10	16.0	
vs La Salle	11/18/2022	*	31:27	2-11	.182	0-4	.000	2-2	1.000	1	5	6	3.5	2	1	1	0	0	6	13.5	
vs LMU (CA)	11/20/2022	*	20:30	3-6	.500	1-2	.500	0-0	.000	0	1	1	3.0	2	1	2	0	0	7	12.2	
Totals		5	164:47	17-49	.347	8-24	.333	19-22	.864	1	14	15	3.0	7	8	8	0	2	61	12.2	

Player Averages

Games Played	Minutes/game	Points/game	FG Pct	3FG Pct	FT Pct	Rebounds/game	Assists/game	Turnovers/game	Assist/Turnover ratio	Steals/game	Blocks/game
5	33.0	12.2	34.7	33.3	86.4	3.0	1.6	1.6	1.0	0.4	0.0

WILLIAMSON, Daivien

				Field Goals		3-Point		F-Throws		Rebounds				Scoring						
SEASON	TEAM	GP-GS	MIN/AVG	FG-FGA	FG%	3FG-3FGA	3FG%	FT-FTA	FT%	OFF	DEF	TOT	AVG	PF-FO	A	TO	BLK	STL	PTS	AVG
2018-19	ETSU	33-16	731/22.2	109-213	.512	27-70	.386	70-85	.824	10	55	65	2.0	34-0	81	44	1	18	315	9.5
2019-20	ETSU	34-14	948/27.9	122-252	.484	38-102	.373	70-87	.805	6	62	68	2.0	46-0	89	72	2	24	352	10.4
2020-21	WF	22-21	753/34.2	97-213	.455	35-94	.372	55-70	.786	1	46	47	2.1	29-0	56	43	1	29	284	12.9
2021-22	WF	33-32	998/30.3	125-277	.451	62-157	.395	77-89	.865	7	74	81	2.5	39-1	40	37	2	22	389	11.8
2022-23	WF	5-5	165/33.0	17-49	.347	8-24	.333	19-22	.864	1	14	15	3.0	7-0	8	8	0	2	61	12.2
TOTAL FOR WF		60-58	1916/31.9	239-539	.443	105-275	.382	151-181	.834	9	134	143	2.4	75-1	104	88	3	53	734	12.2
TOTAL		127-88	3595/28.3	470-1004	.468	170-447	.380	291-353	.824	25	251	276	2.2	155-1	274	204	6	95	1401	11.0



10

JAO ITUKA

SOPHOMORE / 6-1 / 195 / G / GAITHERSBURG, MD.

7.5 PPG | 2.5 RPG | 2.0 APG | 40.0% FG | 15.8 MPG

SEASON/CAREER HIGHS

POINTS

Career: 34, at Boston University (12/18/21)
Season: 10, vs. South Carolina State (11/23/22)

REBOUNDS

Career: 8, at Siena (2/18/22)
Season: 4, vs. Hampton (11/26/22)

FIELD GOALS

Career: 11, at Boston University (12/18/21)
Season: 2, twice - last vs. Hampton (11/26/22)

FIELD GOAL ATTEMPTS

Career: 19, at Siena (2/18/22)
Season: 6, vs. Hampton (11/26/22)

3-POINTERS

Career: 2, 3x, last at Quinnipiac (1/28/22)
Season: 1, vs. Hampton (11/25/22)

3-POINT ATTEMPTS

Career: 4, twice, last at Saint Peter's (2/6/22)
Season: 2, vs. Hampton (11/25/22)

FREE THROWS

Career: 12, vs. Monmouth (1/16/22)
Season: 6, vs. South Carolina State (11/23/22)

FREE THROW ATTEMPTS

Career: 15, vs. Monmouth (1/16/22)
Season: 6, vs. South Carolina State (11/23/22)

ASSISTS

Career: 6, vs. Quinnipiac (2/20/22)
Season: 3, vs. South Carolina State (11/23/22)

TURNOVERS

Career: 8, at Manhattan (1/30/22)
Season: 2, twice - last vs. Hampton (11/26/22)

BLOCKS

Career: 2, vs. Saint Peter's (1/26/22)
Season: 1, vs. Hampton (11/26/22)

STEALS

Career: 3, at Siena (2/18/22)
Season: N/A

MINUTES

Career: 32, at Canisius (3/3/22)
Season: 19, vs. South Carolina State (11/23/22)

2022-23 GAME-BY-GAME STATS

#10 ITUKA, Jao

Opponent	Date	GS	MIN	Total		3-Pointers		Free throws		Rebounds				PF				PTS		AVG
				FG-FGA	PCT	3FG-3FGA	PCT	FT-FTA	PCT	OFF	DEF	TOT	AVG	A	TO	BLK	STL	PTS	AVG	
South Carolina St.	11/23/2022		19:24	2-4	.500	0-0	.000	6-6	1.000	0	1	1	1.0	1	3	2	0	10	10.0	
Hampton	11/26/2022		12:17	2-6	.333	1-2	.500	0-0	.000	1	3	4	2.5	1	1	2	1	5	7.5	
Totals		0	31:41	4-10	.400	1-2	.500	6-6	1.000	1	4	5	2.5	2	4	4	1	15	7.5	

Player Averages

Games Played	Minutes/game	Points/game	FG Pct	3FG Pct	FT Pct	Rebounds/game	Assists/game	Turnovers/game	Assist/Turnover ratio	Steals/game	Blocks/game
2	15.8	7.5	40.0	50.0	100.0	2.5	2.0	2.0	1.0	0.0	0.5

ITUKA, Jao

				Field Goals		3-Point		F-Throws		Rebounds				Scoring						
SEASON	TEAM	GP-GS	MIN/AVG	FG-FGA	FG%	3FG-3FGA	3FG%	FT-FTA	FT%	OFF	DEF	TOT	AVG	PF-FO	A	TO	BLK	STL	PTS	AVG
2021-22	Marist	28-16	616/22.0	151-287	.526	16-39	.410	109-142	.768	19	69	88	3.1	54-0	45	66	7	19	427	15.3
2022-23	WF	2-0	32/15.8	4-10	.400	1-2	.500	6-6	1.000	1	4	5	2.5	2-0	4	4	1	0	15	7.5
TOTAL FOR WF		2-0	32/15.8	4-10	.400	1-2	.500	6-6	1.000	1	4	5	2.5	2-0	4	4	1	0	15	7.5
TOTAL		30-16	648/21.6	155-297	.522	17-41	.415	115-148	.777	20	73	93	3.1	56-0	49	70	8	19	442	14.7



11 ANDREW CARR

JUNIOR / 6-10 / 220 / F / WEST CHESTER, PA.

12.0 PPG | 5.7 RPG | 1.6 APG | 50.0% FG | 32.2 MPG

SEASON/CAREER HIGHS

POINTS

Career: 21, vs. Drexel (2/3/22)

Season: 17, vs. Hampton (11/26/22)

REBOUNDS

Career: 14, vs. Utah Valley (11/15/22)

Season: 14, vs. Utah Valley (11/15/22)

FIELD GOALS

Career: 8, four times

Season: 7, vs. Hampton (11/26/22)

FIELD GOAL ATTEMPTS

Career: 17, vs. Utah Valley (11/15/22)

Season: 17, vs. Utah Valley (11/15/22)

3-POINTERS

Career: 3, twice, last vs. Lafayette (12/8/21)

Season: 2, 3x - last vs. Hampton (11/26/22)

3-POINT ATTEMPTS

Career: 6, vs. College of Charleston (1/2/21)

Season: 7, vs. Hampton (11/26/22)

FREE THROWS

Career: 6, twice, last vs. App State (11/22/21)

Season: 3, vs. LMU (11/20/22)

FREE THROW ATTEMPTS

Career: 7, twice, last vs. Towson (3/6/22)

Season: 4, vs. LMU (11/20/22)

ASSISTS

Career: 6, at James Madison (1/29/22)

Season: 3, vs. Hampton (11/26/22)

TURNOVERS

Career: 4, vs. Elon (1/22/22)

Season: 3, vs. La Salle (11/18/22)

BLOCKS

Career: 4, vs. College of Charleston (2/24/22)

Season: 2, vs. LMU (11/20/22)

STEALS

Career: 4, 3x, last vs. James Madison (2/14/22)

Season: 2, vs. Georgia (11/11/22)

MINUTES

Career: 38, at Northwestern (1/17/22)

Season: 37, vs. LMU (11/20/22)

2022-23 GAME-BY-GAME STATS

#11 CARR, Andrew

Opponent	Date	GS	MIN	Total		3-Pointers		Free throws		Rebounds				PF	A	TO	BLK	STL	PTS	AVG
				FG-FGA	PCT	3FG-3FGA	PCT	FT-FTA	PCT	OFF	DEF	TOT	AVG							
Fairfield	11/07/2022	*	33:35	6-9	.667	1-3	.333	1-1	1.000	1	4	5	5.0	3	1	2	0	0	14	14.0
Georgia	11/11/2022	*	36:24	3-7	.429	2-6	.333	1-1	1.000	0	3	3	4.0	2	2	2	0	2	9	11.5
Utah Valley	11/15/2022	*	36:29	6-17	.353	2-6	.333	1-1	1.000	5	9	14	7.3	3	1	1	0	1	15	12.7
vs La Salle	11/18/2022	*	33:26	5-9	.556	0-2	.000	0-0	.000	1	5	6	7.0	3	1	3	1	0	10	12.0
vs LMU (CA)	11/20/2022	*	36:44	3-6	.500	1-3	.333	3-4	.750	1	7	8	7.2	2	1	2	2	1	10	11.6
South Carolina St.	11/23/2022	*	20:01	4-6	.667	0-1	.000	1-2	.500	0	1	1	6.2	2	2	1	1	0	9	11.2
Hampton	11/26/2022	*	29:06	7-14	.500	2-7	.286	1-2	.500	2	1	3	5.7	1	3	1	0	1	17	12.0
Totals		7	225:45	34-68	.500	8-28	.286	8-11	.727	10	30	40	5.7	16	11	12	4	5	84	12.0

Player Averages

Games Played	Minutes/ game	Points/ game	FG Pct	3FG Pct	FT Pct	Rebounds/ game	Assists/ game	Turnovers/ game	Assist/Turnover ratio	Steals/ game	Blocks/ game
7	32.2	12.0	50.0	28.6	72.7	5.7	1.6	1.7	0.9	0.7	0.6

CARR, Andrew

				Field Goals		3-Point		F-Throws		Rebounds									Scoring	
SEASON	TEAM	GP-GS	MIN/AVG	FG-FGA	FG%	3FG-3FGA	3FG%	FT-FTA	FT%	OFF	DEF	TOT	AVG	PF-FO	A	TO	BLK	STL	PTS	AVG
2020-21	UD	15-10	378/25.2	44-98	.449	8-28	.286	27-33	.818	18	36	54	3.6	39-1	27	23	13	6	123	8.2
2021-22	UD	34-34	960/28.2	127-225	.564	17-42	.405	69-105	.657	59	115	174	5.1	94-5	43	56	37	29	340	10.0
2022-23	WF	7-7	226/32.2	34-68	.500	8-28	.286	8-11	.727	10	30	40	5.7	16-0	11	12	4	5	84	12.0
TOTAL FOR WF		7-7	226/32.2	34-68	.500	8-28	.286	8-11	.727	10	30	40	5.7	16-0	11	12	4	5	84	12.0
TOTAL		56-51	1564/27.9	205-391	.524	33-98	.337	104-149	.698	87	181	268	4.8	149-6	81	91	54	40	547	9.8



13 ROBERT McCRAY

SOPHOMORE / 6-4 / 185 / G / COLUMBIA S.C.

-- PPG | -- APG | -- RPG | --% FG | -- MPG

SEASON/CAREER HIGHS

POINTS

Career: 8, vs. N.C. A&T (11/20/21)
Season: N/A

REBOUNDS

Career: 2, vs. Charleston So. (11/17/21)
Season: N/A

FIELD GOALS

Career: 3, vs. N.C. A&T (11/20/21)
Season: N/A

FIELD GOAL ATTEMPTS

Career: 4, twice, last vs. N.C. A&T (11/20/21)
Season: N/A

3-POINTERS

Career: 2, vs. N.C. A&T (11/20/21)
Season: N/A

3-POINT ATTEMPTS

Career: 3, vs. N.C. A&T (11/20/21)
Season: N/A

FREE THROWS

Career: 1, twice, last vs. Louisville (2/26/22)
Season: N/A

FREE THROW ATTEMPTS

Career: 2, twice, last vs. Louisville (2/26/22)
Season: N/A

ASSISTS

Career: 1, 3x, last at Syracuse (1/29/22)
Season: N/A

TURNOVERS

Career: 1, 3x, last vs. NC State (3/2/22)
Season: N/A

BLOCKS

Career: 1, vs. N.C. A&T (11/20/21)
Season: N/A

STEALS

Career: 1, twice, last vs. LSU (11/27/21)
Season: N/A

MINUTES

Career: 12, vs. Charleston So. (11/17/21)
Season: N/A

BIO

2022-23 (Sophomore): Redshirt

2021-22 Season (Freshman): Made 14 appearances as a freshman, with averages of 1.9 points and 0.6 rebounds over 4.1 minutes per game of action...Scored five points against Boston College (Jan. 24)...Scored a season-best eight points and hit two triples against North Carolina A&T (Nov. 20).

High School: Top-125 recruit by Rivals...Ranked the No. 11 combo guard nationally by 247Sports...Hon- or Roll student...Three-time Region Champion...Led his team to the Class 4A Lower State championship game...Named the 2020 Region 5-4A Player of the Year in South Carolina...Two-time All-Region First Team selection.

MCCRAY, Robert

				Field Goals		3-Point		F-Throws		Rebounds										Scoring	
SEASON	TEAM	GP-GS	MIN/AVG	FG-FGA	FG%	3FG-3FGA	3FG%	FT-FTA	FT%	OFF	DEF	TOT	AVG	PF-FO	A	TO	BLK	STL	PTS	AVG	
2021-22	WF	14-0	58/4.1	10-18	.556	4-10	.400	2-4	.500	4	4	8	0.6	7-0	3	4	1	2	26	1.9	
TOTAL		14-0	58/4.1	10-18	.556	4-10	.400	2-4	.500	4	4	8	0.6	7-0	3	4	1	2	26	1.9	



20 DAVION BRADFORD

JUNIOR / 7-0 / 260 / C / ST. LOUIS, MO.

4.5 PPG | 2.3 RPG | 1.3 BPG | 84.6% FG | 12.9 MPG

SEASON/CAREER HIGHS

POINTS

Career: 18, twice, last vs. Baylor (3/11/21)
Season: 11, vs. Georgia (11/11/22)

REBOUNDS

Career: 10, vs. Omaha (12/29/20)
Season: 4, twice, last vs. Georgia (11/11/22)

FIELD GOALS

Career: 6, five times
Season: 5, vs. Georgia (11/11/22)

FIELD GOAL ATTEMPTS

Career: 10, twice, last at Texas (1/16/21)
Season: 5, vs. Georgia (11/11/22)

3-POINTERS

Career: N/A
Season: N/A

3-POINT ATTEMPTS

Career: N/A
Season: N/A

FREE THROWS

Career: 6, twice, last at Baylor (3/11/21)
Season: 3, vs. Fairfield (11/7/22)

FREE THROW ATTEMPTS

Career: 11, vs. Milwaukee (12/11/20)
Season: 4, twice, last vs. Georgia (11/11/22)

ASSISTS

Career: 2, twice, last vs. Oklahoma St. (2/2/22)
Season: 1, vs. Fairfield (11/7/22)

TURNOVERS

Career: 4, twice, last at Baylor (1/25/22)
Season: 3, vs. Georgia (11/11/22)

BLOCKS

Career: 2, 8x - last vs. Hampton (11/26/22)
Season: 2, 3x - last vs. Hampton (11/26/22)

STEALS

Career: 1, ten times
Season: 1, vs. Georgia (11/11/22)

MINUTES

Career: 32, vs. Oklahoma (2/23/21)
Season: 20, vs. Georgia (11/11/22)

2022-23 GAME-BY-GAME STATS

#20 BRADFORD, Davion

Opponent	Date	GS	MIN	Total		3-Pointers		Free throws		Rebounds				PF	A	TO	BLK	STL	PTS	AVG
				FG-FGA	PCT	3FG-3FGA	PCT	FT-FTA	PCT	OFF	DEF	TOT	AVG							
Fairfield	11/07/2022	*	13:39	0-1	.000	0-0	.000	3-4	.750	1	3	4	4.0	3	1	0	1	0	3	3.0
Georgia	11/11/2022	*	20:27	5-5	1.000	0-0	.000	1-4	.250	1	3	4	4.0	3	0	3	2	1	11	7.0
Utah Valley	11/15/2022	*	10:07	1-2	.500	0-0	.000	1-2	.500	1	0	1	3.0	3	0	1	1	0	3	5.7
vs La Salle	11/18/2022	*	04:00	0-0	.000	0-0	.000	0-0	.000	0	1	1	2.5	0	0	1	0	0	0	4.3
South Carolina St.	11/23/2022		12:42	2-2	1.000	0-0	.000	0-2	.000	1	2	3	2.6	1	0	1	2	0	4	4.2
Hampton	11/26/2022		16:46	3-3	1.000	0-0	.000	0-0	.000	0	1	1	2.3	1	0	1	2	0	6	4.5
Totals			4 77:41	11-13	.846	0-0	.000	5-12	.417	4	10	14	2.3	11	1	7	8	1	27	4.5

Player Averages

Games Played	Minutes/game	Points/game	FG Pct	3FG Pct	FT Pct	Rebounds/game	Assists/game	Turnovers/game	Assist/Turnover ratio	Steals/game	Blocks/game
6	12.9	4.5	84.6	0.0	41.7	2.3	0.2	1.2	0.1	0.2	1.3

BRADFORD, Davion

				Field Goals		3-Point		F-Throws		Rebounds				Scoring						
SEASON	TEAM	GP-GS	MIN/AVG	FG-FGA	FG%	3FG-3FGA	3FG%	FT-FTA	FT%	OFF	DEF	TOT	AVG	PF-FO	A	TO	BLK	STL	PTS	AVG
2020-21	KState	29-25	603/20.8	90-145	.621	0-0	.000	43-73	.589	49	77	126	4.3	71-1	6	38	12	5	223	7.7
2021-22	KState	29-12	423/14.6	37-74	.500	0-0	.000	21-35	.600	31	24	55	1.9	58-1	6	28	13	4	95	3.3
2022-23	WF	6-4	78/12.9	11-13	.846	0-0	.000	5-12	.417	4	10	14	2.3	11-0	1	7	8	1	27	4.5
TOTAL FOR WF		6-4	78/12.9	11-13	.846	0-0	.000	5-12	.417	4	10	14	2.3	11-0	1	7	8	1	27	4.5
TOTAL		64-41	1104/17.2	138-232	.595	0-0	.000	69-120	.575	84	111	195	3.0	140-2	13	73	33	10	345	5.4



25

ZACH KELLER

FRESHMAN / 6-10 / 228 / F / HIGHLANDS RANCH, COLO.

3.1 PPG | 1.9 RPG | 0.7 SPG | 14.5 MPG

SEASON/CAREER HIGHS

POINTS

Career: 11, vs. La Salle (11/18/22)
 Season: 11, vs. La Salle (11/18/22)

REBOUNDS

Career: 4, twice - last vs. LMU (11/20/22)
 Season: 4, twice - last vs. LMU (11/20/22)

FIELD GOALS

Career: 4, vs. La Salle (11/18/22)
 Season: 4, vs. La Salle (11/18/22)

FIELD GOAL ATTEMPTS

Career: 7, vs. La Salle (11/18/22)
 Season: 7, vs. La Salle (11/18/22)

3-POINTERS

Career: 2, vs. La Salle (11/18/22)
 Season: 2, vs. La Salle (11/18/22)

3-POINT ATTEMPTS

Career: 4, vs. La Salle (11/18/22)
 Season: 4, vs. La Salle (11/18/22)

FREE THROWS

Career: 1, twice, last vs. La Salle (11/18/22)
 Season: 1, twice, last vs. La Salle (11/18/22)

FREE THROW ATTEMPTS

Career: 2, vs. Fairfield (11/7/22)
 Season: 2, vs. Fairfield (11/7/22)

ASSISTS

Career: 1, vs. Hampton (11/26/22)
 Season: 1, vs. Hampton (11/26/22)

TURNOVERS

Career: 2, vs. LMU (11/20/22)
 Season: 2, vs. LMU (11/20/22)

BLOCKS

Career: 1, twice - last vs. South Carolina State (11/23/22)
 Season: 1, twice - last vs. South Carolina State (11/23/22)

STEALS

Career: 3, vs. Fairfield (11/7/22)
 Season: 3, vs. Fairfield (11/7/22)

MINUTES

Career: 24, vs. La Salle (11/18/22)
 Season: 24, vs. La Salle (11/18/22)

2022-23 GAME-BY-GAME STATS

#25 KELLER, Zach

Opponent	Date	GS	MIN	Total		3-Pointers		Free throws		Rebounds				PF	A	TO	BLK	STL	PTS	AVG
				FG-FGA	PCT	3FG-3FGA	PCT	FT-FTA	PCT	OFF	DEF	TOT	AVG							
Fairfield	11/07/2022		14:28	1-4	.250	1-4	.250	1-2	.500	0	0	0	0.0	2	0	1	0	3	4	4.0
Georgia	11/11/2022		11:42	0-1	.000	0-0	.000	0-1	.000	1	1	2	1.0	3	0	1	0	2	0	2.0
Utah Valley	11/15/2022		08:31	0-1	.000	0-1	.000	0-0	.000	0	1	1	1.0	0	0	1	0	0	0	1.3
vs La Salle	11/18/2022		24:18	4-7	.571	2-4	.500	1-1	1.000	2	2	4	1.8	2	0	1	1	0	11	3.8
vs LMU (CA)	11/20/2022	*	11:32	1-3	.333	0-2	.000	0-0	.000	0	4	4	2.2	2	0	2	0	0	2	3.4
South Carolina St.	11/23/2022	*	09:46	0-1	.000	0-0	.000	0-0	.000	0	1	1	2.0	0	0	0	1	0	0	2.8
Hampton	11/26/2022	*	21:19	2-5	.400	1-3	.333	0-0	.000	1	0	1	1.9	2	1	0	0	0	5	3.1
Totals		3	101:36	8-22	.364	4-14	.286	2-4	.500	4	9	13	1.9	11	1	6	2	5	22	3.1

Player Averages

Games Played	Minutes/game	Points/game	FG Pct	3FG Pct	FT Pct	Rebounds/game	Assists/game	Turnovers/game	Assist/Turnover ratio	Steals/game	Blocks/game
7	14.5	3.1	36.4	28.6	50.0	1.9	0.1	0.9	0.2	0.7	0.3

KELLER, Zach

				Field Goals		3-Point		F-Throws		Rebounds				Scoring						
SEASON	TEAM	GP-GS	MIN/AVG	FG-FGA	FG%	3FG-3FGA	3FG%	FT-FTA	FT%	OFF	DEF	TOT	AVG	PF-FO	A	TO	BLK	STL	PTS	AVG
2022-23	WF	7-3	102/14.5	8-22	.364	4-14	.286	2-4	.500	4	9	13	1.9	11-0	1	6	2	5	22	3.1
TOTAL		7-3	102/14.5	8-22	.364	4-14	.286	2-4	.500	4	9	13	1.9	11-0	1	6	2	5	22	3.1



30 DAMARI MONSANTO

R-JUNIOR / 6-6 / 200 / G / PEMBROKE PINES, FLA.

9.3 PPG | 3.0 RPG | 1.3 SPG | 43.4% FG | 47.5% 3PG | 15.9 MPG

SEASON/CAREER HIGHS

POINTS

Career: 24, 2x - last at Mercer (2/3/21)
Season: 20, vs. Hampton (11/26/22)

REBOUNDS

Career: 14, vs. VMI (1/18/21)
Season: 5, twice - last vs. South Carolina State (11/23/22)

FIELD GOALS

Career: 9, at Mercer (2/3/21)
Season: 7, vs. Hampton (11/26/22)

FIELD GOAL ATTEMPTS

Career: 16, vs. Chattanooga (2/6/21)
Season: 11, twice - last vs. Hampton (11/26/22)

3-POINTERS

Career: 6, 4x - last vs. Hampton (11/26/22)
Season: 6, vs. Hampton (11/26/22)

3-POINT ATTEMPTS

Career: 11, at Clemson (2/23/22)
Season: 9, vs. Hampton (11/26/22)

FREE THROWS

Career: 7, vs. Chattanooga (3/6/21)
Season: N/A

FREE THROW ATTEMPTS

Career: 8, vs. Chattanooga (3/6/21)
Season: N/A

ASSISTS

Career: 3, at Duke (2/15/22)
Season: 1, vs. South Carolina State (11/23/22)

TURNOVERS

Career: 3, 8x - last at Texas A&M (3/23/22)
Season: 1, 3x - last vs. Hampton (11/26/22)

BLOCKS

Career: 2, 3x - last vs. La Salle (11/18/22)
Season: 2, vs. La Salle (11/18/22)

STEALS

Career: 4, vs. Austin Peay (11/26/20)
Season: 3, vs. Hampton (11/26/22)

MINUTES

Career: 36, 2x - last vs. UNCG (2/27/21)
Season: 24, vs. LMU (11/20/22)

2022-23 GAME-BY-GAME STATS

#30 MONSANTO, Damari

Opponent	Date	GS	MIN	Total		3-Pointers		Free throws		Rebounds				PF		A		BLK		STL		PTS		AVG
				FG-FGA	PCT	3FG-3FGA	PCT	FT-FTA	PCT	OFF	DEF	TOT	AVG											
Fairfield	11/07/2022		04:13	0-2	.000	0-1	.000	0-0	.000	0	3	3	3.0	1	0	0	0	0	0	0	0	0.0		
Georgia	11/11/2022		12:35	0-5	.000	0-3	.000	0-0	.000	0	1	1	2.0	0	0	0	0	2	0	0	0.0			
Utah Valley	11/15/2022		08:56	2-5	.400	2-4	.500	0-0	.000	0	2	2	2.0	0	0	1	0	1	6	2	0.0			
vs La Salle	11/18/2022		20:14	5-10	.500	4-7	.571	0-0	.000	0	5	5	2.8	3	0	0	2	0	14	5	2.0			
vs LMU (CA)	11/20/2022		24:28	3-9	.333	3-8	.375	0-0	.000	0	1	1	2.4	3	0	0	0	1	9	5	8.0			
South Carolina St.	11/23/2022	*	19:41	6-11	.545	4-8	.500	0-0	.000	1	4	5	2.8	2	1	1	0	2	16	7	5.0			
Hampton	11/26/2022	*	21:30	7-11	.636	6-9	.667	0-0	.000	0	4	4	3.0	0	0	1	0	3	20	9	3.0			
Totals		2	111:37	23-53	.434	19-40	.475	0-0	.000	1	20	21	3.0	9	1	3	2	9	65	9	3.0			

Player Averages

Games Played	Minutes/game	Points/game	FG Pct	3FG Pct	FT Pct	Rebounds/game	Assists/game	Turnovers/game	Assist/Turnover ratio	Steals/game	Blocks/game
7	15.9	9.3	43.4	47.5	0.0	3.0	0.1	0.4	0.3	1.3	0.3

MONSANTO, Damari

				Field Goals		3-Point		F-Throws		Rebounds										Scoring	
SEASON	TEAM	GP-GS	MIN/AVG	FG-FGA	FG%	3FG-3FGA	3FG%	FT-FTA	FT%	OFF	DEF	TOT	AVG	PF-FO	A	TO	BLK	STL	PTS	AVG	
2020-21	ETSU	25-20	682/27.3	102-249	.410	52-147	.354	38-48	.792	37	146	183	7.3	48-0	23	36	6	27	294	11.8	
2021-22	WF	17-1	275/16.2	42-106	.396	34-86	.395	6-10	.600	18	40	58	3.4	33-0	13	18	2	13	124	7.3	
2022-23	WF	7-2	112/15.9	23-53	.434	19-40	.475	0-0	.000	1	20	21	3.0	9-0	1	3	2	9	65	9.3	
TOTAL FOR WF		24-3	386/16.1	65-159	.409	53-126	.421	6-10	.600	19	60	79	3.3	42-0	14	21	4	22	189	7.9	
TOTAL		49-23	1068/21.8	167-408	.409	105-273	.385	44-58	.759	56	206	262	5.3	90-0	37	57	10	49	483	9.9	



33 MATTHEW MARSH

SOPHOMORE / 7-1 / 250 / C / CORNWALL, ENGLAND

6.5 PPG | 2.8 RPG | 83.3% FG | 12.3 MPG

SEASON/CAREER HIGHS

POINTS

Career: 14, vs. LMU (11/20/22)
Season: 14, vs. LMU (11/20/22)

REBOUNDS

Career: 6, vs. LMU (11/20/22)
Season: 6, vs. LMU (11/20/22)

FIELD GOALS

Career: 6, vs. LMU (11/20/22)
Season: 6, vs. LMU (11/20/22)

FIELD GOAL ATTEMPTS

Career: 7, vs. LMU (11/20/22)
Season: 7, vs. LMU (11/20/22)

3-POINTERS

Career: N/A
Season: N/A

3-POINT ATTEMPTS

Career: 1, at Kennesaw State (11/23/21)
Season: N/A

FREE THROWS

Career: 4, vs. South Carolina State (11/23/22)
Season: 2, vs. LMU (11/20/22)

FREE THROW ATTEMPTS

Career: 5, twice - last vs. South Carolina State (11/23/22)
Season: 5, twice - last vs. South Carolina State (11/23/22)

ASSISTS

Career: 1, vs. Utah Valley (11/15/22)
Season: 1, vs. Utah Valley (11/15/22)

TURNOVERS

Career: 1, 4x - last vs. South Carolina State (11/23/22)
Season: 1, 3x - last vs. South Carolina State (11/23/22)

BLOCKS

Career: 1, vs. Boston College (1/24/22)
Season: N/A

STEALS

Career: 1, 4x, last vs. Louisville (2/26/22)
Season: N/A

MINUTES

Career: 27, vs. LMU (11/20/22)
Season: 27, vs. LMU (11/20/22)

2022-23 GAME-BY-GAME STATS

#33 MARSH, Matthew

Opponent	Date	GS	MIN	Total		3-Pointers		Free throws		Rebounds										
				FG-FGA	PCT	3FG-3FGA	PCT	FT-FTA	PCT	OFF	DEF	TOT	AVG	PF	A	TO	BLK	STL	PTS	AVG
Fairfield	11/07/2022		02:54	0-0	.000	0-0	.000	0-0	.000	1	0	1	1.0	0	0	1	0	0	0	0.0
Utah Valley	11/15/2022		06:27	1-2	.500	0-0	.000	0-0	.000	0	1	1	1.0	2	1	0	0	0	2	1.0
vs LMU (CA)	11/20/2022		26:32	6-7	.857	0-0	.000	2-5	.400	3	3	6	2.7	2	0	1	0	0	14	5.3
South Carolina St.	11/23/2022		13:16	3-3	1.000	0-0	.000	4-5	.800	0	3	3	2.8	1	0	1	0	0	10	6.5
Totals		0	49:08	10-12	.833	0-0	.000	6-10	.600	4	7	11	2.8	5	1	3	0	0	26	6.5

Player Averages

Games Played	Minutes/ game	Points/ game	FG Pct	3FG Pct	FT Pct	Rebounds/ game	Assists/ game	Turnovers/ game	Assist/Turnover ratio	Steals/ game	Blocks/ game
4	12.3	6.5	83.3	0.0	60.0	2.8	0.3	0.8	0.3	0.0	0.0

MARSH, Matthew

				Field Goals		3-Point		F-Throws		Rebounds								Scoring		
SEASON	TEAM	GP-GS	MIN/AVG	FG-FGA	FG%	3FG-3FGA	3FG%	FT-FTA	FT%	OFF	DEF	TOT	AVG	PF-FO	A	TO	BLK	STL	PTS	AVG
2021-22	WF	13-0	80/6.1	14-21	.667	0-1	.000	9-12	.750	5	16	21	1.6	7-0	0	1	1	4	37	2.8
2022-23	WF	4-0	49/12.3	10-12	.833	0-0	.000	6-10	.600	4	7	11	2.8	5-0	1	3	0	0	26	6.5
TOTAL		17-0	129/7.6	24-33	.727	0-1	.000	15-22	.682	9	23	32	1.9	12-0	1	4	1	4	63	3.7



34 BOBI KLINTMAN

FRESHMAN / 6-10 / 225 / F / MALMO, SWEDEN

6.9 PPG | 4.9 RPG | 0.9 SPG | 0.6 BPG | 44.7% FG | 22.5 MPG

SEASON/CAREER HIGHS

POINTS

Career: 15, vs. South Carolina State (11/23/22)
Season: 15, vs. South Carolina State (11/23/22)

REBOUNDS

Career: 10, vs. South Carolina State (11/23/22)
Season: 10, vs. South Carolina State (11/23/22)

FIELD GOALS

Career: 5, vs. South Carolina State (11/23/22)
Season: 5, vs. South Carolina State (11/23/22)

FIELD GOAL ATTEMPTS

Career: 8, vs. Hampton (11/26/22)
Season: 8, vs. Hampton (11/26/22)

3-POINTERS

Career: 1, 3x - last vs. Hampton (11/26/22)
Season: 1, 3x - last vs. Hampton (11/26/22)

3-POINT ATTEMPTS

Career: 3, vs. Georgia (11/11/22)
Season: 3, vs. Georgia (11/11/22)

FREE THROWS

Career: 5, vs. South Carolina State (11/23/22)
Season: 5, vs. South Carolina State (11/23/22)

FREE THROW ATTEMPTS

Career: 6, twice - last vs. South Carolina State (11/23/22)
Season: 6, twice - last vs. South Carolina State (11/23/22)

ASSISTS

Career: 2, vs. La Salle (11/18/22)
Season: 2, vs. La Salle (11/18/22)

TURNOVERS

Career: 2, 3x - last vs. South Carolina State (11/23/22)
Season: 2, 3x - last vs. South Carolina State (11/23/22)

BLOCKS

Career: 2, vs. South Carolina State (11/23/22)
Season: 2, vs. South Carolina State (11/23/22)

STEALS

Career: 3, twice - last vs. Hampton (11/26/22)
Season: 3, twice - last vs. Hampton (11/26/22)

MINUTES

Career: 28, twice - last vs. South Carolina State (11/23/22)
Season: 28, twice - last vs. South Carolina State (11/23/22)

2022-23 GAME-BY-GAME STATS

#34 KLINTMAN, Bobi

			Total			3-Pointers		Free throws		Rebounds											
Opponent	Date	GS	MIN	FG-FGA	PCT	3FG-3FGA	PCT	FT-FTA	PCT	OFF	DEF	TOT	AVG	PF	A	TO	BLK	STL	PTS	AVG	
Fairfield	11/07/2022		24:51	3-5	.600	1-2	.500	4-6	.667	1	5	6	6.0	1	0	0	0	0	11	11.0	
Georgia	11/11/2022		11:15	3-5	.600	1-3	.333	0-0	.000	1	0	1	3.5	5	1	2	1	0	7	9.0	
Utah Valley	11/15/2022		28:26	0-3	.000	0-1	.000	0-0	.000	0	4	4	3.7	0	0	1	0	0	0	6.0	
vs La Salle	11/18/2022		20:07	1-5	.200	0-2	.000	0-1	.000	1	4	5	4.0	0	2	0	0	3	2	5.0	
vs LMU (CA)	11/20/2022		23:50	2-6	.333	0-2	.000	0-0	.000	2	1	3	3.8	2	1	2	0	0	4	4.8	
South Carolina St.	11/23/2022		28:10	5-6	.833	0-0	.000	5-6	.833	3	7	10	4.8	4	1	2	2	0	15	6.5	
Hampton	11/26/2022		21:04	3-8	.375	1-2	.500	2-2	1.000	2	3	5	4.9	3	1	0	1	3	9	6.9	
Totals		0	157:43	17-38	.447	3-12	.250	11-15	.733	10	24	34	4.9	15	6	7	4	6	48	6.9	

Player Averages

Games Played	Minutes/game	Points/game	FG Pct	3FG Pct	FT Pct	Rebounds/game	Assists/game	Turnovers/game	Assist/Turnover ratio	Steals/game	Blocks/game
7	22.5	6.9	44.7	25.0	73.3	4.9	0.9	1.0	0.9	0.9	0.6

KLINTMAN, Bobi

				Field Goals		3-Point		F-Throws		Rebounds										Scoring	
SEASON	TEAM	GP-GS	MIN/AVG	FG-FGA	FG%	3FG-3FGA	3FG%	FT-FTA	FT%	OFF	DEF	TOT	AVG	PF-FO	A	TO	BLK	STL	PTS	AVG	
2022-23	WF	7-0	158/22.5	17-38	.447	3-12	.250	11-15	.733	10	24	34	4.9	15-1	6	7	4	6	48	6.9	
TOTAL		7-0	158/22.5	17-38	.447	3-12	.250	11-15	.733	10	24	34	4.9	15-1	6	7	4	6	48	6.9	



40

RJ KENNAH

SOPHOMORE / 6-5 / 195 / G / PARKER, COLO.



45

XIAOLONG XU

JUNIOR / 6-1 / 180 / G / BEIJING, CHINA



51

KEVIN DUNN

SOPHOMORE / 6-2 / 205 / G / WINSTON-SALEM, N.C.



52 GRANT VAN BEVEREN
SENIOR / 6-6 / 215 / F / ALPHARETTA, GA.



55 OWEN KMETY
FRESHMAN / 6-6 / 180 / F / CHICAGO, ILL.

2022-23 TEAM GAME-BY-GAME

				Total		3-Pointers		Free throws		Rebounds											
Opponent	Date	Score		FG-FGA	PCT	3FG-3FGA	PCT	FT-FTA	PCT	OFF	DEF	TOT	AVG	PF	A	TO	BLK	STL	PTS	AVG	
Fairfield	11/07/2022	71-59	W	18-46	.391	6-22	.273	29-39	.744	8	31	39	39.0	20	10	10	1	9	71	71.0	
Georgia	11/11/2022	81-71	W	27-53	.509	9-26	.346	18-26	.692	8	31	39	39.0	18	16	16	3	7	81	76.0	
Utah Valley	11/15/2022	68-65	Wot	21-65	.323	8-23	.348	18-21	.857	11	32	43	40.3	14	11	11	1	4	68	73.3	
vs La Salle	11/18/2022	75-63	W	29-65	.446	8-27	.296	9-10	.900	9	26	35	39.0	16	12	10	4	8	75	73.8	
vs LMU (CA)	11/20/2022	75-77	Lot	28-60	.467	7-23	.304	12-19	.632	9	29	38	38.8	15	14	18	2	6	75	74.0	
South Carolina St.	11/23/2022	105-74	W	36-53	.679	9-17	.529	24-31	.774	6	34	40	39.0	17	23	16	9	7	105	79.2	
Hampton	11/26/2022	97-70	W	38-70	.543	15-30	.500	6-7	.857	11	27	38	38.9	16	19	11	4	10	97	81.7	
Total		572		197-412	.478	62-168	.369	116-153	.758	62	210	272	38.9	116	105	92	24	51	572	81.7	
Opponents		479		170-436	.390	61-201	.303	78-118	.661	75	174	249	35.6	142	68	101	26	50	479	68.4	

Wake Forest Averages

Games Played	Points/ game	FG Pct	3FG Pct	FT Pct	Rebounds/ game	Assists/ game	Turnovers/ game	Assist/Turnover ratio	Steals/ game	Blocks/ game
7	81.7	47.8	36.9	75.8	38.9	15.0	13.1	1.1	7.3	3.4

2022-23 OPPONENT GAME-BY-GAME

				Total		3-Pointers		Free throws		Rebounds											
Opponent	Date	Score		FG-FGA	PCT	3FG-3FGA	PCT	FT-FTA	PCT	OFF	DEF	TOT	AVG	PF	A	TO	BLK	STL	PTS	AVG	
Fairfield	11/07/2022	71-59	W	21-55	.382	8-29	.276	9-17	.529	7	26	33	33.0	29	7	13	4	4	59	59.0	
Georgia	11/11/2022	81-71	W	26-62	.419	8-27	.296	11-19	.579	10	24	34	33.5	21	10	15	2	9	71	65.0	
Utah Valley	11/15/2022	68-65	Wot	25-75	.333	4-31	.129	11-12	.917	18	35	53	40.0	19	9	11	6	6	65	65.0	
vs La Salle	11/18/2022	75-63	W	21-53	.396	11-26	.423	10-16	.625	6	27	33	38.3	16	13	16	4	2	63	64.5	
vs LMU (CA)	11/20/2022	75-77	Lot	26-60	.433	13-34	.382	12-17	.706	8	26	34	37.4	22	6	18	3	10	77	67.0	
South Carolina St.	11/23/2022	105-74	W	31-79	.392	4-24	.167	8-14	.571	18	15	33	36.7	24	11	11	4	11	74	68.2	
Hampton	11/26/2022	97-70	W	20-52	.385	13-30	.433	17-23	.739	8	21	29	35.6	11	12	17	3	8	70	68.4	
Total		479		170-436	.390	61-201	.303	78-118	.661	75	174	249	35.6	142	68	101	26	50	479	68.4	
Wake Forest		572		197-412	.478	62-168	.369	116-153	.758	62	210	272	38.9	116	105	92	24	51	572	81.7	

Opponents Averages

Games Played	Points/game	FG Pct	3FG Pct	FT Pct	Rebounds/game	Assists/game	Turnovers/game	Assist/Turnover ratio	Steals/game	Blocks/game
7	68.4	39.0	30.3	66.1	35.6	9.7	14.4	0.7	7.1	3.7

NATIONAL RANKINGS

ASSOCIATED PRESS AS OF NOV. 28

1 Houston (45)	6-0	1534
2 Texas (8)	5-0	1467
3 Virginia (2)	5-0	1408
4 Arizona	6-0	1341
5 Purdue (8)	6-0	1307
6 Baylor	5-1	1111
7 Creighton	6-1	1100
8 UConn	8-0	1099
9 Kansas	6-1	990
10 Indiana	6-0	938
11 Arkansas	5-1	860
11 Alabama	6-1	860
13 Tennessee	5-1	848
14 Gonzaga	5-2	845
15 Auburn	7-0	733
16 Illinois	5-1	643
17 Duke	6-2	614
18 North Carolina	5-2	541
19 Kentucky	4-2	472
20 Michigan State	5-2	469
21 UCLA	5-2	346
22 Maryland	6-0	282
23 Iowa State	5-1	198
24 San Diego State	4-2	189
25 Ohio State	5-1	108

Receiving votes: TCU 45, Iowa 31, Charleston 20, West Virginia 14, Mississippi State 12, Texas Tech 11, Michigan 8, Wisconsin 6, UNLV 6, Arizona State 6, Miami (FL) 5, Oklahoma 2, Missouri 2, New Mexico 1, Kansas State 1, St. John's 1, Virginia Tech 1

USA TODAY COACHES as Nov. 21

1 UNC (23)	4-0	759
2 Houston (7)	5-0	729
3 Kansas	4-0	696
4 Texas (1)	3-0	646
5 Gonzaga	3-1	635
6 Virginia	4-0	589
7 Baylor	4-1	543
8 Creighton	4-0	506
9 Arkansas	3-0	502
10 Duke	3-1	480
11 Indiana	4-0	428
12 Arizona	3-0	397
13 Kentucky	3-2	360
14 Illinois	4-1	312
15 Michigan St.	3-1	307
16 Auburn	4-0	301
17 UCLA	3-2	296
18 Alabama	4-0	268
19 San Diego St.	3-0	267
20 Texas Tech	3-0	161
21 Tennessee	2-1	157
22 Connecticut	5-0	126
23 Purdue	3-0	125
24 Iowa	3-0	115
25 Maryland	5-0	76

Receiving Votes: Ohio St. 56; Michigan 52; Saint Mary's 42; Texas Christian 33; Dayton 20; Wisconsin 16; Toledo 12; Virginia Tech 10; Miami-Florida 9; Villanova 8; Texas A&M 6; Memphis 6; Xavier 4; Saint Louis 4; St. John's 3; Drake 3; Charleston 3; Iowa State 2; Arizona State 2; West Virginia 1; Tulane 1; Marquette 1.

SEASON RECORDS

Season Scoring Leaders

Rk.	Player	Points	Year
1.	Len Chappell	932	1961-62
2.	Dickie Hemric	746	1954-55
3.	Len Chappell	745	1960-61
4.	Charlie Davis	690	1970-71
5.	Dickie Hemric	680	1953-54
6.	Charlie Davis	664	1969-70
7.	Alondes Williams	649	2021-22
8.	Tim Duncan	645	1996-97
	Bob Leonard	645	1964-65
10.	Randolph Childress	644	1994-95
11.	Rodney Rogers	636	1992-93
12.	John Collins	632	2016-17

Season Rebound Leaders

Rk.	Player	Rebounds	Year
1.	Dickie Hemric	515	1954-55
2.	Len Chappell	470	1961-62
3.	Tim Duncan	457	1996-97
4.	Dickie Hemric	447	1951-52
5.	Dickie Hemric	424	1953-54
6.	Dickie Hemric	416	1952-33
7.	Tim Duncan	401	1994-95
8.	Tim Duncan	395	1995-96
9.	Len Chappell	393	1960-61

CAREER RECORDS

Career Scoring Leaders

Rk.	Player	Years	FG (3FGs)	FT	Points	Avg.
1.	Dickie Hemric	1952-55	841	905	2587	24.9
2.	Randolph Childress	1991-95	648 (329)	583	2208	18.4
3.	Len Chappell	1960-62	764	637	2165	24.9
4.	Tim Duncan	1994-97	790 (17)	520	2117	16.5
5.	Skip Brown	1974-77	846	342	2034	18.8

Career Rebounding Leaders

Rk.	Player	Years	Games	Rebounds	Avg.
1.	Dickie Hemric	1952-55	104	1,802	17.3
2.	Tim Duncan	1994-97	128	1,570	12.3
3.	Len Chappell	1960-62	87	1,213	13.9
4.	Devin Thomas	2013-16	125	1,061	8.5
5.	Rod Griffin	1975-78	107	947	8.9

THE LAST TIME WAKE FOREST...

WAKE INDIVIDUALS...

- Scored 30 points: Alondes Williams (34) vs. Charlotte (12/17/21)
- Scored 35 points: Alondes Williams (36) vs. VMI (12/14/21)
- Scored 40 points: Randolph Childress (40), vs. Duke (3/10/95) ACCT
- Two players with 20 points: Daivien Williamson (24) & Tyree Appleby (22), vs. Georgia (11/11/22)
- Two players with 25 points: Daivien Williamson (27) & Isaiah Mucius (27) at N. Carolina (1/20/21)
- Three players with 20 points: Taron Downey (27), Eric Williams (23) & Chris Paul (22) vs. West Virginia (3/19/05) NCAA
- 20-point game off the bench: Jonah Antonio (23), at Florida State (2/13/21)
- A player with back-to-back 30-point games: Alondes Williams, 36 vs. VMI (12/14/21); 34 vs. Charlotte (12/17/21)
- One player scored in double figures: at Virginia Tech (2/27/21)
- No players scored in double figures: at Georgia Tech (1/19/11)
- Five players scored in double figures: vs. South Carolina State (11/23/22)
- All five starters scored in double figures: vs. Louisville (2/26/22)
- Six players scored in double figures: vs. South Carolina State (11/23/22)
- Had 15 rebounds: Alondes William (15) vs. USC Upstate (12/11/21)
- Had 20 rebounds: Devin Thomas (21) at NC State (2/13/16)
- Had 25 rebounds: Dickie Hemric (36) vs. Clemson (2/4/55)
- Two players with 10 rebounds: Alondes Williams (10) & Khadim Sy (10) vs. Notre Dame (2/19/22)
- Two players with 15 rebounds: Devin Thomas (17) and Dinos Mitoglou (16) vs. UMBC (11/13/15)
- Double-Double: Bobi Klintman (15 pts, 10 rebs) vs. South Carolina State (11/23/22)
- Two players had a double-double: Dallas Walton (20 pts, 12 rebs) and Alondes Williams (17 pts, 11 assists) vs. NC State (3/2/22)
- Three players had a double-double: Al-Farouq Aminu (13 pts, 12 rebs), James Johnson (14 pts, 14 rebs) & L.D. Williams (15 pts, 10 rebs) vs. Baylor (11/30/08)
- Double-Double with points and assists: Alondes Williams (17 pts, 11 assists) vs. NC State (3/2/22)
- Four Double-Doubles in a row: Doral Moore (4 games), Feb. 7-17, 2018
- Triple-Double: Cameron Hildreth (14 points, 11 rebounds, 10 assists) vs. Hampton (11/26/22)
- 20 points and 20 rebounds: Eric Williams (22 pts, 20 rebs) at Clemson (1/11/06)
- 10 assists: Cameron Hildreth (10 assists) vs. Hampton (11/26/22)
- 5 Blocked Shots: Olivier Sarr (5), at Charlotte (11/17/19)
- 5 Steals: Jake LaRavia (6) vs. Western Carolina (11/12/21)
- Led WF in Points, Rebounds and Assists: Tyree Appleby vs. Loyola Marymount (11/20/22)
- Led WF in Points, Rebounds, Assists, Steals and Blocks: Jake LaRavia vs. Boston College (3/10/22)ACCT
- Hit a last second shot to win a game (1.0 or later): Tyree Appleby, vs. Utah Valley (11/15/22), three-pointer with 0.4 seconds left in overtime to win 68-65
- Played the entire game: Jake LaRavia, at Clemson (2/23/22)
- Played 40 or more minutes: Tyree Appleby, vs. Loyola Marymount (11/20/22)

WAKE TEAM...

- Won in Overtime: Nov. 15, 2022, Won 68-65 in OT vs. Utah Valley
- Lost in Overtime: Nov. 20, 2022, Lost 75-77 in OT vs. Loyola Marymount
- Played Two Overtimes: Feb. 25, 2020, Won 113-101 in 2OT vs. Duke
- Played Three Overtimes: Dec. 20, 2003, Won 119-114 in 3OT at North Carolina
- Shot 70 percent for a Half: 77.8% (21-27), vs. South Carolina State (11/23/22), 2nd half
- Shot 60 percent in a Game: 67.9% (36-53) vs. South Carolina State (11/23/22)
- Shot less than 30 percent in a Game: 27.3% (15-55), at Virginia Tech (2/27/21)
- Shot 90 percent from the free throw line: 90.0% (9-10) vs. La Salle (11/18/22)
- Shot 50 percent from 3-point line: 52.9% (9-17) vs. South Carolina State (11/23/22)
- Shot less than 30 percent in a half: 26.7% (8-30) vs. Utah Valley (11/15/22) 1st half
- Shot less than 20 percent in a half: 19.0% (4-21), at Georgia Tech (1/19/11)
- Shot 55 percent or better and lost: 56.4% (31-55) vs. Houston Baptist (11/23/18)
- Attempted 50 FTs: 50, vs. Duke (2/25/20)
- Made 30 FTs: 37 (of 50), vs. Duke (2/25/20)
- Made 10+ 3-pt FGs: 15, vs. Hampton (11/26/22)
- Failed to make a 3-pt FG: at NC State (2/20/10)
- Had 50 rebounds: 53, vs. Florida State (1/4/22)
- Had 25 assists: 28, at East Carolina (12/22/08)
- Had 15+ steals: 20, vs. Delaware State (11/25/20)
- Had 10 blocks: 10, at Charlotte (11/17/19)
- Scored 50 pts in a half: 53, vs. Hampton (11/26/22)
- Scored 60 pts in a half: 60, vs. NC State (3/2/22), 2nd half
- Scored 100 pts (ACC): 101, vs. NC State (3/2/22)
- Scored 100 pts (non-conf): 105, vs. South Carolina State (11/23/22)
- Scored under 20 pts in 1st half: 15, Clemson (2/24/21)
- Scored under 20 pts in 2nd half: 19, at Clemson (2/3/19)
- Scored under 50 pts in a game: 46, at Virginia Tech (2/27/21)
- Never trailed: vs. Hampton (11/26/22)

THE LAST TIME AN OPPONENT...

OPPONENT INDIVIDUALS...

- Scored 30 points: Buddy Boeheim (30), at Syracuse (1/29/22)
- Scored 35 points: Anthony Barber (38), at NC State (2/13/16)
- Scored 40 points: J.R. Reynolds (40), at Virginia (1/21/07)
- Two players with 20 points: Chance Stephens (23) and Cam Shelton (20), vs. LMU (11/20/22)
- Two players with 25 points: Cole Anthony (28) and Garrison Brooks (25), at North Carolina (3/3/20)
- Three players with 20 points: Martinas Geben (22), Matt Farrell (21) & TJ Gibbs (20), Notre Dame (2/24/18)
- 20-point game off the bench: Chance Stephens (23), vs. Loyola Marymount (11/20/22)
- One player scored in double figures: vs. La Salle (11/18/22)
- No players scored in double figures: at Richmond (12/22/05)
- Five players scored in double figures: vs. South Carolina State (11/23/22)
- All five starters scored in double figures: at Virginia (1/6/21)
- Six players scored in double figures: vs. South Carolina State (11/23/22)
- Had 15 rebounds: Aziz Bandaogo (17), Utah Valley (11/15/22)
- Had 20 rebounds: Horace Grant (20), at Clemson (2/18/87)
- Had 25 rebounds: Len Elmore (26), at Maryland (2/27/74)
- Two players with 10 rebounds: Aamir Sims (10) & Hunter Tyson (10), Clemson (2/24/21)
- Double-Double: Mark Williams (16 pts, 10 rebs) at Duke (2/15/22)
- Two players had a double-double: Samuel Williamson (15 pts, 11 rebs) & Carlík Jones (23 pts, 10 rebs), Louisville (1/13/21)
- Three players had a double-double: Raymond Felton (22 pts, 11 assts), Sean May (15 pts, 11 rebs) & Jawad Williams (17 pts, 12 rebs), at North Carolina (12/20/03)
- Double-Double with points and assists: Prentiss Hubb (10 pts, 10 assts), at Notre Dame (2/2/21)
- Triple-Double: Tu Holloway (14 pts, 10 rebs, 14 assts), at Xavier (12/18/10)
- 20 points and 20 rebounds: Horace Grant (33 pts, 20 rebs), at Clemson (2/18/87)
- 10 assists: Prentiss Hubb (10), at Notre Dame (2/2/21)
- 5 Blocked Shots: Mike Watkins (5), at Penn State (12/4/19)
- 5 Steals: Xavier Pinson (7) vs. LSU (11/27/21)
- Led Opponent in Points, Rebounds and Assists: Jahmir Young vs. Charlotte (12/17/21)
- Hit a last second shot to win a game: Mark Williams, at Duke (2/15/22), put back dunk with 0.4 seconds left to win 76-74

OPPONENT TEAM...

- Shot 70 percent for a Half: 74.1% (20-27), North Carolina (2/16/19)
- Shot 60 percent in a Game: 61.5 (32-52), at Miami (1/1/22)
- Shot less than 30 percent in a Game: 24.2 (15-62), vs. Florida State (1/4/22)
- Shot 90 percent from the free throw line: 91.7% (11-12), Utah Valley (11/15/22)
- Shot 50 percent from 3-point line: 52.6 (10-19), at Syracuse (1/29/22)
- Shot less than 30 percent in a half: 29.2% (7-24) vs. Hampton (11/26/22)
- Shot less than 20 percent in a half: 16.7% (4-24), Pitt (2/22/17), 2nd half
- Shot 55 percent or better and lost: 60.0% (24-40), Richmond (12/22/06)
- Attempted 50 FTs: 50, Boston College (2/8/06)
- Made 30 FTs: 31 (of 34), Duke (2/25/20)
- Made 10 3-pt FGs: 13, vs. Hampton (11/26/22)
- Failed to make a 3-pt FG: Virginia (1/31/04)
- Had 50 rebounds: 53, Utah Valley (11/15/22)
- Had 25 assists: 27, at Maryland (2/5/11)
- Had 15 steals: 15, at Florida State (2/5/22)
- Had 10 blocks: 10, at Virginia Tech (2/27/21)
- Scored 50 pts in a half: 55 vs. Hampton (11/26/22), 2nd half
- Scored 60 pts in a half: 62, Virginia Tech (3/8/17), 2nd half ACCT
- Scored 70 pts in a half: 74, at NC State (3/5/83), 2nd half
- Scored 100 pts (ACC): 101, Duke (2/25/20)
- Scored 100 pts (non-conf): 111, West Virginia (3/19/05) NCAA
- Scored under 20 pts in 1st half: 18, vs. USC Upstate (12/11/21)
- Scored under 20 pts in 2nd half: 17, at East Carolina (12/22/08)
- Scored under 50 pts in a game: 44, Clemson (2/1/20)

FORBES FILE



- Wake Forest Director of Athletics John Currie named Steve Forbes the 23rd head coach of Wake Forest basketball on April 30, 2020.
- Coach Forbes is a proven winner and builder of championship cultures with a 260-77 (.722) overall record in his five years as the head coach at East Tennessee State and at three previous community college head coaching stints.
- ETSU won 130 games and two SoCon championships during his tenure, while all 22 of his seniors earned their ETSU degrees.
- Forbes joined elite company in 2018-19, becoming one of just 10 active Division I head coaches who have reached the 100-win mark in their first four seasons.
- Forbes won at least 24 games in each of his five seasons as the head coach for the Buccaneers while finishing third or better in the SoCon every year.
- During the 2019-20 season, ETSU was having its best season in program history before the cancellation of the NCAA Tournament. The Bucs finished with a 30-4 record and SoCon regular season and tournament titles.
- Forbes earned conference coach of the year along with the Hugh Durham Award, given to the most outstanding mid-major coach in the country.
- During his time as an assistant, the Vols ascended to their first No. 1 overall ranking in program history in 2008 while winning a program record 31 games. In 2015, Wichita State won a NCAA record 35-straight games to start the season, earning the first No. 1 seed in program history.
- Forbes also spent two record-breaking seasons in College Station, Texas (2004-06) when Texas A&M set a program record for Big 12 Conference wins. Picked to finish last in the Big 12 prior to the 2004-05 season, the Aggies won their first 11 games and went on to a 21-10 record and an appearance in the National Invitation Tournament. In 2005-06, Texas A&M advanced to the NCAA Tournament for the first time since 1987 while recording a 22-9 record, the third-most wins in school history.
- A native of Lone Tree, Iowa, Forbes graduated from Southern Arkansas University with a degree in secondary education in 1988.

PERSONAL INFORMATION

Born: March 22, 1965
 Hometown: Lone Tree, Iowa
 Education: Southern Arkansas, '88
 (B.S., History)
 Wife: Johnetta
 Children: Elizabeth, Christopher, Johnathon

COACHING CAREER

2020-Pres.	Wake Forest	Head Coach
2015-20	ETSU	Head Coach
2013-15	Wichita State	Assistant Coach
2011-13	NW Florida State	Head Coach
2006-11	Tennessee	Assistant Coach
2004-06	Texas A&M	Assistant Coach
2003-04	Illinois State	Assistant Coach
2000-03	La. Tech	Assistant Coach
1998-99	Idaho	Assistant Coach
1995-98	Barton County CC	Head Coach
1991-95	Southwestern CC	Head Coach

WHAT THEY'RE SAYING...

"He's one of my very closest friends. We go way, way back to when we were both just starting out. I think Wake has got themselves one of the best coaches in the country. The guy has worked his way up and been in a lot of different places and had a lot of success. I'm super excited for Coach Forbes and for Wake Forest as well. It's going to be a great hire for them." -Nick Nurse, Toronto Raptors head coach

"Steve Forbes is a terrific choice for Wake Forest. He is a fine teacher of the game and a proven winning coach. Coach Forbes built a sustained winner at East Tennessee State, and I have no doubt he'll do the same at Wake Forest." -Jay Bilas, ESPN

"Coach Forbes is one the best coaches I've played for and he's an even better person when you get to know him. I'm so happy that he's getting his shot. There's nobody who deserves it more than him." -Fred VanVleet, Toronto Raptors guard and former Wichita State player under Forbes

"Steve is certainly a tremendous basketball coach, but that tells only part of his story. He is also a great family man, a fabulous relationship builder and a very like-able person. Wake Forest will enjoy his teams for how hard they compete and will cherish his tenure leading their basketball program." -Gregg Marshall, Wichita State head men's basketball coach

Year	School	Record	Pct.	Conf.	Pct.	Postseason
2021-22	Wake Forest	25-10	.714	13-7	.650	NIT Quarterfinals
2020-21	Wake Forest	6-16	.272	3-15	.167	
2019-20	ETSU	30-4	.882	16-20	.889	
2018-19	ETSU	24-10	.705	13-5	.722	CIT First Round
2017-18	ETSU	25-9	.735	14-4	.778	
2016-17	ETSU	27-8	.771	14-4	.778	NCAA First Round
2015-16	ETSU	24-12	.666	14-4	.778	Vegas 16 Semifinals
2012-13	NW Florida State	30-4	.882	11-1	.916	NJCAA DI National Runner-Up
2011-12	NW Florida State	32-2	.941	11-1	.916	NJCAA DI National Runner-Up
1997-98	Barton County CC	29-4	.878	14-2	.875	
1996-97	Barton County CC	24-8	.750	11-5	.687	
1995-96	Barton County CC	15-16	.937	5-7	.416	
1991-95	Southwestern CC	36-29	.805			

ASSISTANT COACHING STAFF



ASSISTANT COACH
BROOKS SAVAGE

Brooks Savage joined the Wake Forest basketball staff in May 2020 after a highly-successful five-year stint as an assistant coach at East Tennessee State University alongside head coach Steve Forbes.

During his five seasons in Johnson City, Savage helped the Buccaneers compile an overall record of 130-43 (.751) and a Southern Conference record of 71-19 (.789). The Bucs earned a pair of first place finishes in the Southern Conference and NCAA Tournament berths in 2017 & 2020. During his five seasons with the Bucs, ETSU reached the SoCon Tournament championship game four times.

Prior to ETSU, Savage coached at Chattanooga from 2013-2015. He helped the Mocs to a 40-25 record in his two seasons, finishing 2nd in the SoCon both seasons. During his seven years in the Southern Conference, his teams posted a 98-26 (.79%) conference record finishing in the Top 3 each year.

Before UTC, Savage entered the D1 Assistant ranks in the Big South conference by helping lead Presbyterian College through the Division 1 transition during the 2012-13 season. This followed a championship year in 2011-12 as an Assistant at Northwest Florida State College where the Raiders 32 wins set a school record, won the Panhandle Conference title and finished as the National Runner-Up.

Over Savage's nine years as an assistant coach his teams have amassed a record of 210-92 overall while finishing first or second in conference play in seven of those nine seasons. He was also named one of "50 Impactful Mid-Major Assistants" by Silver Waves Media in 2020.

A 2008 graduate of Tennessee, Savage holds both bachelor's and master's degrees in sports management/business. As an undergrad, he worked as a student manager and graduate assistant from 2004-10 and was a part of five Volunteer NCAA Tournament teams in his six seasons. Savage and his wife Lauren are the parents of a daughter, Waverly.



ASSISTANT COACH
BJ McKie


BJ McKie, a former All-SEC player at South Carolina, joined the Wake Forest basketball staff in May 2020 after coaching alongside Steve Forbes for three seasons at East Tennessee State. McKie joined the ETSU staff prior to the 2017-18 season after a 15-year professional playing career.

McKie is the most decorated player in South Carolina basketball history. The SEC Freshman of the Year in 1996, he became just the 12th player in league history to be named first team All-SEC by the Associated Press in three seasons. The two-year captain played in 123 consecutive games at guard for the Gamecocks, scoring in double figures in 111 games and collecting 38 games with 20 or more points. McKie was third in the SEC in scoring as a senior in 1999 with a 17.3 average. He helped the Gamecocks to the NCAA Tournament in 1997 and 1998 and represented South Carolina as an SEC Legend in 2011. McKie is one of just five Gamecock players to have his jersey retired after having scored 2,119 points at USC, the most of any Gamecock in school history.

Following his playing career, the Norfolk, Va. native played professionally both in the U.S. and overseas. McKie was a 2001 CBA All-Star while playing with the Connecticut Pride and spent time playing in France, Cyprus, Italy, and Israel while being named a Player of the Year in Germany.

He started his coaching career at Charleston Southern in 2011 and spent six years alongside head coach Barclay Radebaugh. McKie was a part of two CSU Big South regular season championship teams and helped the Bucs to a pair of NIT berths. He helped guide CSU to its winningest season in school history in 2015 and was promoted to associate head coach following the season.

McKie and his wife, the former Brittany Brooks, have a son Justin who played basketball at South Carolina and was a member of USC's 2017 Final Four team. BJ and Brittany also welcomed their daughter, Brielle Tonya McKie, in August of 2020.



ASSISTANT COACH
MATT WOODLEY

Wake Forest men's basketball coach Steve Forbes announced the addition of Matt Woodley to his staff as a special assistant in September 2020 and he was moved to assistant coach in April 2022.

Woodley came to Winston-Salem after spending two years at Drake University in Des Moines, Iowa as an assistant coach under Darian DeVries.

As a member of the staff for two years now, Woodley was a part of the biggest turnaround in ACC play in league history by Wake Forest. The Deacs won 10 more ACC games in 2022 than they did in 2021. He was also instrumental in the development of forward Jake LaRavia during his single season in Winston-Salem before getting drafted 19th overall in the 2022 NBA Draft by the Memphis Grizzlies.

Additionally, he boasts extensive and diverse experience at the professional, collegiate and high school levels. Woodley has coached 21 (now 23) future NBA players including Klay Thompson and Hassan Whiteside in addition to serving as the head coach of the Memphis Grizzlies D-League team and an assistant for the franchise's summer league team.

As a three-year starter at Drake, Woodley played in 83 games and was twice named honorable mention All-MVC and the team MVP as a senior in 1999-00. He ended his career as the program's all-time leader in three-pointers and steals. He remains the Bulldogs' all-time steals leader with 194 and earned a bachelor's degree in education from Drake in 2000.

Since earning his degree, Woodley has accumulated nearly two decades of extensive coaching experience at nearly every level of the game. Prior to Drake, he served as special assistant to the head coach at the University of Pittsburgh during the 2017-18 season, where he assisted with game preparation, practice plans, scouting reports as well as day-to-day basketball operations.

Prior to Pitt, he gained experience in the professional ranks with three seasons on the staff of NBA D-League's Iowa Energy, including serving as the organization's head coach in 2016-17.


Woodley joined the NBA following three seasons as the head coach at Division II Truman State where he improved the team's record in each of his three seasons to amass a 38-44 record as a head coach by taking over a lagging program and leading the team to eight, 10 and 20 wins in his three seasons. In 2013-14, he guided the program to just the sixth 20-win season in program history and set a program record with 13 conference victories.

Woodley took the reins at Truman State after two years back in central Iowa as the head coach at Waukee High School where the Warriors won their first Central Iowa Metro League (CIML) conference title and a trip to the 2011 state tournament.

Woodley added to his already extensive resume at Washington State under head coach Tony Bennett from 2006-09. During his stint at the school, the Cougars advanced to three consecutive postseason appearances, including the NCAA Sweet 16 in 2008. He served as the program's recruiting coordinator, landing top-20 recruiting classes twice in three years. On the court, he helped the program post back-to-back 25-win seasons and NCAA tournament appearances for the first time in school history.

He spent five seasons in the Sun Belt Conference, first at the University of Denver (2001-04) before joining head coach Kermit Davis' staff at Middle Tennessee State as an assistant coach (2004-06). Woodley's responsibilities included recruiting, scouting, scheduling and film exchange, as well as the daily preparations for the team. At both Denver and Middle Tennessee State, Woodley supervised the men's basketball academic programs, landing a combined 14 players on Sun Belt Conference all-academic teams. He began his coaching career as a graduate assistant at Wayne State (2000-01).

Woodley and his wife, Jennifer, have four children - Michael (9), Molly (8), Mackenzie (6) and Miles (5).



Director of Operations
FRANK DAVIS

Frank Davis joined the Wake Forest basketball staff in May 2020 as the Director of Basketball Operations.

Davis spent the last three seasons as the director of operations on Steve Forbes' staff at East Tennessee State after having started his career as an assistant coach at Tennessee Tech.

Davis is Tennessee Tech's all-time three-point shooting leader with 251 triples during his playing career from 2006-10. He finished his career by appearing in 125 games, the second-most in school history, and scoring 1,118 career points. Davis excelled in the classroom as well, being named to the Ohio Valley Conference Commissioner's Honor Roll four times.

As a coach, Davis was instrumental in Tennessee Tech's 2015-16 season in which the Golden Eagles went 19-12 and returned to the postseason for the first time in four seasons. Following that season, Davis was named one of 30 assistant coaches to be recognized by the National Association of Basketball Coaches (NABC) on its 30-Under-30 team.

Davis is a native of Gainesville, Ga. and a 2010 graduate of Tennessee Tech with a bachelor's degree in exercise science and physical wellness and a Master of Arts in elementary and secondary physical education in 2013.

He is married to the former Allison Price who was a three-year starter at guard for the Tennessee Tech women's basketball team, and they are the proud parents of their son Cameron.

BOX SCORES

GAME 1
FAIRFIELD
WAKE FOREST59
71

NOV. 7 - LJVM - ACCNX

Fairfield	Min	FG	FT	R	A	TP
Caleb Fields*	35	5-10	1-2	4	0	14
Supreme Cook*	18	5-8	3-6	5	0	13
Allan Jeanne-Rose*	32	1-5	0-4	8	3	2
Jake Wojcik*	22	1-4	0-0	3	1	2
Makai Willis*	18	1-3	0-0	5	0	2
TJ Long	27	4-13	0-0	3	0	11
Brycen Goodine	17	2-7	3-3	0	1	9
Chris Maidoh	16	2-3	0-0	3	1	4
Jalen Leach	5	0-0	2-2	1	1	2
Zach Crisler	10	0-2	0-0	0	0	0
Team	--	--	--	2	--	--
TOTAL	200	21-55	9-17	34	7	59

Wake Forest	Min	FG	FT	R	A	TP
Davien Williamson*	34	2-9	8-10	1	2	14
Andrew Carr*	34	6-9	1-1	5	1	14
Tyree Appleby*	26	1-5	6-6	4	3	8
Lucas Taylor*	18	1-2	0-0	4	0	3
Davion Bradford*	14	0-1	3-4	4	1	3
Cameron Hildreth	28	4-9	6-10	3	3	14
Bobbi Klinton	25	3-5	4-6	6	0	11
Zach Keller	14	1-4	1-2	0	0	4
Damari Monsanto	4	0-2	0-0	3	0	0
Matthew Marsh	3	0-0	0-0	1	0	0
Team	--	--	--	8	--	--
TOTAL	200	18-46	29-39	39	10	71

Points from	FU	WFO
Turnovers	8	12
Paint	18	18
Second Chance	7	10
Fast Breaks	3	2
Bench	26	29

Period by Period Scoring	First	Second	Total
FU	25	34	59
WFO	32	39	71

GAME 3
UTAH VALLEY
WAKE FOREST65
68

NOV. 15 - LJVM - ACCNX

Utah Valley	Min	FG	FT	R	A	TP
Justin Harmon*	39	9-19	1-1	4	3	19
Le'Tre Dardthard*	35	7-14	1-1	3	0	18
Aziz Bandaogo*	35	2-4	5-6	17	0	9
Trey Woodbury*	35	3-17	0-0	6	3	6
Tim Ceaser*	16	2-6	0-0	3	0	4
Blaze Nield	20	1-3	2-2	6	0	4
Jaden McClanahan	4	1-1	0-0	0	0	3
Cam Alford	14	0-3	2-2	4	3	2
Tahj Small	17	0-7	0-0	6	0	0
Tim Fuller	7	0-1	0-0	1	0	0
Ethan Potter	3	0-0	0-0	0	0	0
Team	--	--	--	3	--	--
TOTAL	225	25-75	11-12	53	9	65

Wake Forest	Min	FG	FT	R	A	TP
Tyree Appleby*	39	5-15	12-14	7	6	23
Andrew Carr*	37	6-17	1-1	14	1	15
Davien Williamson*	40	3-10	2-2	3	0	10
Davion Bradford*	10	1-2	1-2	1	0	3
Lucas Taylor*	10	0-2	0-0	1	0	0
Cameron Hildreth	37	3-8	2-2	6	3	9
Damari Monsanto	9	2-5	0-0	2	0	6
Matthew Marsh	6	1-2	0-0	1	1	2
Bobbi Klinton	29	0-3	0-0	4	0	0
Zach Keller	8	0-1	0-0	1	0	0
Team	--	--	--	3	--	--
TOTAL	225	21-65	18-21	43	11	68

Points from	UVU	WFO
Turnovers	9	10
Paint	28	24
Second Chance	15	10
Fast Breaks	4	8
Bench	9	17

Period by Period Scoring	First	Second	Overtime	Total
UVU	29	30	6	65
WFO	30	29	9	68

GAME 2
GEORGIA
WAKE FOREST71
81

NOV. 11 - LJVM - ACC NETWORK

Georgia	Min	FG	FT	R	A	TP
Mardrez McBride*	24	4-10	2-2	4	0	13
Terry Roberts*	21	5-12	2-2	4	5	13
Kario Oquendo*	25	4-11	3-5	4	0	12
KyeRon Lindsay*	31	4-5	1-4	5	0	10
Frank Anselem*	17	0-1	0-0	4	0	0
Justin Hill	27	2-9	3-5	6	4	8
Braelen Bridges	18	3-3	0-0	1	0	6
Jusuan Holt	17	2-6	0-0	2	0	5
Jaxon Etter	13	2-3	0-1	1	1	4
Jabari Abdur-Rahim	7	0-2	0-0	0	0	0
Team	--	--	--	3	--	--
TOTAL	200	26-62	11-19	34	10	71

Wake Forest	Min	FG	FT	R	A	TP
Davien Williamson	38	7-13	7-8	4	4	24
Tyree Appleby	36	6-10	8-9	6	6	22
Davion Bradford	20	5-5	1-4	4	0	11
Andrew Carr	36	3-7	1-1	3	2	9
Lucas Taylor	12	0-2	0-0	1	1	0
Cameron Hildreth	21	3-5	1-3	11	2	8
Bobbi Klinton	12	3-5	0-0	1	1	7
Damari Monsanto	13	0-5	0-0	1	0	0
Zach Keller	12	0-1	0-1	2	0	0
Team	--	--	--	6	--	--
TOTAL	200	27-53	18-26	39	16	81

Points from	UGA	WFO
Turnovers	17	14
Paint	24	34
Second Chance	7	9
Fast Breaks	8	8
Bench	23	15

Period by Period Scoring	First	Second	Total
UGA	22	49	71
WFO	41	40	81

GAME 4
LASALLE
WAKE FOREST63
75

NOV. 18 - JERSEY MIKES JAMAICA CLASSIC - CBS SPORTS

La Salle	Min	FG	FT	R	A	TP
Josh Nickelberry*	35	6-13	6-6	2	1	24
Hassan Drame*	30	3-8	0-0	5	0	8
Fousseyni Drame*	28	4-10	0-0	9	1	8
Khalil Brantley*	35	2-9	2-4	8	6	7
Mamadou Doucoure*	6	0-0	0-0	1	0	0
Anwar Gill	25	2-4	2-4	1	4	7
Rokas Jocius	22	2-4	0-2	6	0	4
Daeshon Shepherd	7	1-3	0-0	1	1	3
Jahmir Brickus	11	1-2	0-0	0	0	2
Jorge Sanchez-Ramos	1	0-0	0-0	0	0	0
Team	--	--	--	0	--	--
TOTAL	200	21-53	10-16	33	13	63

Wake Forest	Min	FG	FT	R	A	TP
Tyree Appleby*	37	8-14	5-5	3	4	23
Andrew Carr*	34	5-9	0-0	6	1	10
Davien Williamson*	31	2-11	2-2	6	1	6
Davion Bradford*	4	0-0	0-0	1	0	0
Lucas Taylor*	3	0-1	0-0	0	0	0
Damari Monsanto	20	5-10	0-0	5	0	14
Zach Keller	24	4-7	1-1	4	0	11
Cameron Hildreth	27	4-8	1-1	3	4	9
Bobbi Klinton	20	1-5	0-1	5	2	2
Team	--	--	--	2	--	--
TOTAL	200	29-65	9-10	35	12	75

Points from	LSU	WFO
Turnovers	7	17
Paint	16	40
Second Chance	1	6
Fast Breaks	2	9
Bench	16	36

Period by Period Scoring	First	Second	Total
LSU	33	30	63
WFO	35	40	75

BOX SCORES


GAME 5
LMU
WAKE FOREST
77
75

NOV. 20 - JERSEY MIKES JAMAICA CLASSIC - CBS SPORTS

Wake Forest	Min	FG	FT	R	A	TP
Tyree Appleby*	41	6-16	6-9	8	8	19
Cameron Hildreth*	40	4-7	1-1	4	3	10
Andrew Carr *	37	3-6	3-4	8	1	10
Davien Williamson*	21	3-6	0-0	1	1	7
Zach Keller*	11	1-3	0-0	4	0	2
Matthew Marsh	27	6-7	2-5	6	0	14
Damari Monsanto	24	3-9	0-0	1	0	9
Bobbi Klintman	24	2-6	0-0	3	1	4
Team	--	--	--	3	--	--
TOTAL	225	28-60	12-19	38	14	75

Loyola Marymount	Min	FG	FT	R	A	TP
Cam Shelton *	36	8-14	3-4	6	1	20
Justin Ahrens*	38	4-10	0-0	5	0	11
Keli Leaupepe*	39	2-9	5-7	10	1	9
Jalin Anderson*	22	3-10	2-4	1	2	9
Rick Issanza*	9	0-0	0-0	1	0	0
Chance Stephens	32	7-10	2-2	1	0	23
Alex Merkvladze	14	1-3	0-0	3	1	3
Lamaj Lewis	8	1-2	0-0	3	0	2
Michael Graham	27	0-2	0-0	2	1	0
Team	--	--	--	2	--	--
TOTAL	225	26-60	12-17	34	6	77

Points from	LMU	WFU
Turnovers	23	19
Paint	26	36
Second Chance	12	8
Fast Breaks	4	5
Bench	28	27

Period by Period Scoring	First	Second	Overtime	Total
WFU	25	40	10	75
LMU	35	30	12	77


GAME 6
SOUTH CAROLINA STATE
WAKE FOREST
74
105

NOV. 23 - LJVM - ACC NETWORK

South Carolina State	Min	FG	FT	R	A	TP
Lesown Hallums*	24	5-13	3-4	2	3	14
Cameron Jones*	22	5-9	0-0	1	3	10
Davion Everett*	16	1-4	0-0	4	1	2
Rakeim Gary*	21	0-6	0-0	4	1	0
Dallas James*	7	0-0	0-0	3	0	0
Jordan Simpson	23	6-13	1-1	4	1	13
Raquan Brown	19	4-7	1-4	4	0	10
Rahsaan Edwards	19	4-8	0-0	0	0	10
Dajuan Bates	16	4-11	2-3	2	0	10
Justin Wilson	14	2-3	1-2	4	1	5
Shamon Alston	12	0-5	0-0	2	0	0
Mark Wardlaw	7	0-0	0-0	1	1	0
Team	--	--	--	2	--	--
TOTAL	200	31-79	8-14	33	11	74

Wake Forest	Min	FG	FT	R	A	TP
Cameron Hildreth*	26	7-10	4-5	8	2	19
Damari Monsanto*	20	6-11	0-0	5	1	16
Tyree Appleby*	26	3-4	4-5	2	9	13
Andrew Carr*	20	4-6	1-2	1	2	9
Zach Keller*	10	0-1	0-0	1	0	0
Bobbi Klintman	28	5-6	5-6	10	1	15
Jao Ituka	19	2-4	6-6	1	3	10
Matthew Marsh	14	3-3	4-5	3	0	10
Lucas Taylor	15	2-4	0-0	2	3	5
Davion Bradford	12	2-2	0-2	3	0	4
Grant van Beveren	2	2-2	0-0	1	0	4
RJ Kennah	2	0-0	0-0	0	1	0
Xu Xiaolong	2	0-0	0-0	0	0	0
Kevin Dunn	2	0-0	0-0	1	1	0
Owen Kmety	2	0-0	0-0	0	0	0
Team	--	--	--	2	--	--
TOTAL	200	36-53	24-31	40	23	105

Points from	SCS	WFU
Turnovers	16	13
Paint	36	52
Second Chance	14	3
Fast Breaks	10	12
Bench	48	48

Period by Period Scoring	First	Second	Total
SCS	27	47	74
WFU	51	54	105


GAME 7
HAMPTON
WAKE FOREST
70
97

NOV. 26 - LJVM - ACC NETWORK

Hampton	Min	FG	FT	R	A	TP
Luc Therrien*	19:46	2-5	2-3	3	0	6
Marquis Godwin*	28:20	6-8	0-0	2	0	18
Russell Dean*	38:13	4-14	6-8	7	7	15
Raymond Bethea Jr*	12:37	0-2	0-0	0	0	0
Jordan Nesbitt*	30:30	2-7	2-2	7	2	8
Kyrese Mullen	17:02	2-4	2-2	3	0	6
Daniel Banister	22:42	2-5	2-4	2	0	8
Amir Nesbitt	20:56	1-4	2-2	2	3	5
Tre Thomas	4:55	0-1	1-2	0	0	1
Najee Thomas	3:12	0-0	0-0	1	0	0
Bryce Earle	1:47	1-2	0-0	0	0	3
Team	--	--	--	2	--	--
TOTAL	200	20-52	17-23	29	12	70

Wake Forest	Min	FG	FT	R	A	TP
Andrew Carr*	29:06	7-14	1-2	3	3	17
Zach Keller*	21:19	2-5	0-0	1	1	5
Tyree Appleby*	27:11	7-8	0-0	1	3	17
Cameron Hildreth*	31:23	5-9	3-3	11	10	14
Damari Monsanto*	21:30	7-11	0-0	4	0	20
Davion Bradford	16:46	3-3	0-0	1	0	6
Bobbi Klintman	21:04	3-8	2-2	5	1	9
Jao Ituka	12:17	2-6	0-0	4	1	5
Lucas Taylor	7:25	0-0	0-0	0	0	0
RJ Kennah	4:19	1-2	0-0	1	0	2
Xu Xiaolong	1:55	0-0	0-0	1	0	0
Kevin Dunn	1:55	0-3	0-0	0	0	0
Grant van Beveren	1:55	1-1	0-0	1	0	2
Owen Kmety	1:55	0-0	0-0	0	0	0
Team	--	--	--	5	--	--
TOTAL	200	38-70	6-7	38	19	97

Points from	HAM	WFU
Turnovers	10	25
Paint	8	42
Second Chance	3	14
Fast Breaks	2	16
Bench	23	24

Period by Period Scoring	First	Second	Total
HAM	24	46	70
WFU	53	44	97

2022-23 SEASON STATS

Game Records					Score by Periods				
Record	Overall	Home	Away	Neutral	Team	1st	2nd	OT	TOT
ALL GAMES	6-1	5-0	0-0	1-1	Wake Forest	267	286	19	572
CONFERENCE	0-0	0-0	0-0	0-0	Opponents	195	266	18	479
NON-CONFERENCE	6-1	5-0	0-0	1-1					

Team Box Score																						
No.	Player				Total		3-Point		F-Throw		Rebounds											
		GP-GS	MIN	AVG	FG-FGA	FG%	3FG-3FGA	3FG%	FT-FTA	FT%	OFF	DEF	TOT	AVG	PF	DQ	A	TO	BLK	STL	PTS	AVG
1	APPLEBY, Tyree	7-7	232:24	33.2	36-72	.500	12-29	.414	41-48	.854	4	27	31	4.4	15	0	39	18	0	14	125	17.9
4	WILLIAMSON, Daivien	5-5	164:47	33.0	17-49	.347	8-24	.333	19-22	.864	1	14	15	3.0	7	0	8	8	0	2	61	12.2
11	CARR, Andrew	7-7	225:45	32.2	34-68	.500	8-28	.286	8-11	.727	10	30	40	5.7	16	0	11	12	4	5	84	12.0
2	HILDRETH, Cameron	7-3	211:02	30.1	30-56	.536	5-12	.417	18-25	.720	10	36	46	6.6	17	0	27	16	0	8	83	11.9
30	MONSANTO, Damari	7-2	111:37	15.9	23-53	.434	19-40	.475	0-0	.000	1	20	21	3.0	9	0	1	3	2	9	65	9.3
10	ITUKA, Jao	2-0	31:41	15.8	4-10	.400	1-2	.500	6-6	1.000	1	4	5	2.5	2	0	4	4	1	0	15	7.5
34	KLINTMAN, Bobi	7-0	157:43	22.5	17-38	.447	3-12	.250	11-15	.733	10	24	34	4.9	15	1	6	7	4	6	48	6.9
33	MARSH, Matthew	4-0	49:08	12.3	10-12	.833	0-0	.000	6-10	.600	4	7	11	2.8	5	0	1	3	0	0	26	6.5
20	BRADFORD, Davion	6-4	77:41	12.9	11-13	.846	0-0	.000	5-12	.417	4	10	14	2.3	11	0	1	7	8	1	27	4.5
25	KELLER, Zach	7-3	101:36	14.5	8-22	.364	4-14	.286	2-4	.500	4	9	13	1.9	11	0	1	6	2	5	22	3.1
52	VAN BEVEREN, Grant	2-0	03:47	1.9	3-3	1.000	0-0	.000	0-0	.000	1	1	2	1.0	0	0	0	0	0	0	6	3.0
0	TAYLOR, Lucas	6-4	65:16	10.9	3-11	.273	2-5	.400	0-0	.000	0	8	8	1.3	5	0	4	3	2	1	8	1.3
40	KENNAH, RJ	2-0	06:11	3.1	1-2	.500	0-0	.000	0-0	.000	1	0	1	0.5	2	0	1	0	1	0	2	1.0
55	KMETY, Owen	2-0	03:47	1.9	0-0	.000	0-0	.000	0-0	.000	0	0	0	0.0	1	0	0	0	0	0	0	0.0
51	DUNN, Kevin	2-0	03:47	1.9	0-3	.000	0-2	.000	0-0	.000	0	1	1	0.5	0	0	1	1	0	0	0	0.0
45	XU, Xiaolong	2-0	03:47	1.9	0-0	.000	0-0	.000	0-0	.000	0	1	1	0.5	0	0	0	2	0	0	0	0.0
Team											11	18	29					2				
Total		7	1450		197-412	.478	62-168	.369	116-153	.758	62	210	272	38.9	116	1	105	92	24	51	572	81.7
Opponents		7	1450		170-436	.390	61-201	.303	78-118	.661	75	174	249	35.6	142	5	68	101	26	50	479	68.4

Team Statistics			WF	OPP
Scoring			572	479
Points per game			81.7	68.4
Scoring margin			+13.3	-
Field goals-att			197-412	170-436
Field goal pct			.478	.390
3 point fg-att			62-168	61-201
3-point FG pct			.369	.303
3-pt FG made per game			8.9	8.7
Free throws-att			116-153	78-118
Free throw pct			.758	.661
F-Throws made per game			16.6	11.1
Rebounds			272	249
Rebounds per game			38.9	35.6
Rebounding margin			+3.3	-
Assists			105	68
Assists per game			15.0	9.7
Turnovers			92	101
Turnovers per game			13.1	14.4
Turnover margin			+1.3	-
Assist/turnover ratio			1.1	0.7
Steals			51	50
Steals per game			7.3	7.1
Blocks			24	26
Blocks per game			3.4	3.7
Winning streak			2	-
Home win streak			5	-
Attendance			29054	0
Home games-Avg/Game			5-5811	0-0
Neutral site-Avg/Game			-	2-0

Team Results				
Date	Opponent		Score	Att.
11/07/2022	Fairfield	W	71-59	5335
11/11/2022	Georgia	W	81-71	7114
11/15/2022	Utah Valley	Wot	68-65	5694
11/18/2022	vs La Salle	W	75-63	0
11/20/2022	vs LMU (CA)	Lot	75-77	0
11/23/2022	South Carolina St.	W	105-74	5760
11/26/2022	Hampton	W	97-70	5151

2021-22 CONFERENCE STATS

Game Records

Record	Overall	Home	Away	Neutral
ALL GAMES	13-7	8-2	5-5	0-0
CONFERENCE	13-7	8-2	5-5	0-0
NON-CONFERENCE	0-0	0-0	0-0	0-0

Score by Periods

Team	1st	2nd	OT	TOT
Wake Forest	728	836	8	1572
Opponents	658	758	5	1421

Team Box Score

No.	Player				Total		3-Point		F-Throw		Rebounds											
		GP-GS	MIN	AVG	FG-FGA	FG%	3FG-3FGA	3FG%	FT-FTA	FT%	OFF	DEF	TOT	AVG	PF	DQ	A	TO	BLK	STL	PTS	AVG
31	WILLIAMS, Alondes	20-20	682:44	34.1	135-279	.484	25-89	.281	61-91	.670	33	101	134	6.7	43	1	113	90	8	21	356	17.8
0	LARAVIA, Jake	20-20	700:30	35.0	96-182	.527	16-44	.364	93-116	.802	41	100	141	7.1	53	1	81	51	22	26	301	15.1
4	WILLIAMSON, Daivien	18-17	533:32	29.6	78-152	.513	38-85	.447	28-33	.848	5	39	44	2.4	23	0	25	19	1	5	222	12.3
1	MUCIUS, Isaiah	19-19	544:60	28.7	66-148	.446	42-113	.372	17-21	.810	13	47	60	3.2	36	0	13	23	4	15	191	10.1
13	WALTON, Dallas	20-20	512:02	25.6	73-126	.579	14-30	.467	30-40	.750	18	74	92	4.6	51	1	22	15	26	8	190	9.5
20	SY, Khadim	19-0	399:05	21.0	53-90	.589	11-31	.355	12-20	.600	26	69	95	5.0	51	1	9	23	11	10	129	6.8
30	MONSANTO, Damari	13-1	211:35	16.3	30-77	.390	24-63	.381	3-4	.750	10	35	45	3.5	24	0	11	14	2	7	87	6.7
33	MARSH, Matthew	8-0	46:12	5.8	10-12	.833	0-0	.000	3-4	.750	3	11	14	1.8	4	0	0	0	1	1	23	2.9
2	HILDRETH, Cameron	17-0	160:14	9.4	17-39	.436	2-11	.182	4-9	.444	7	28	35	2.1	17	0	11	10	0	7	40	2.4
25	MCCRAY, Robert	8-0	19:09	2.4	6-8	.750	1-3	.333	1-2	.500	2	1	3	0.4	5	0	1	1	1	0	14	1.8
11	WHITT, Carter	19-3	186:46	9.8	6-27	.222	2-14	.143	2-4	.500	0	23	23	1.2	11	0	24	17	1	4	16	0.8
55	LESTER, Miles	4-0	06:49	1.7	1-4	.250	1-4	.250	0-0	.000	0	2	2	0.5	0	0	0	1	0	0	3	0.8
45	MATHIS JR, Anthony	2-0	02:45	1.4	0-1	.000	0-1	.000	0-0	.000	0	0	0	0.0	0	0	0	0	0	0	0	0.0
23	TAYLOR, Lucas	8-0	18:37	2.3	0-3	.000	0-1	.000	0-0	.000	0	1	1	0.1	2	0	2	3	0	0	0	0.0
Team											18	30	48					5				
Total		20	4025		571-1148	.497	176-489	.360	254-344	.738	176	561	737	36.9	320	4	312	272	77	104	1572	78.6
Opponents		20	4025		509-1225	.416	144-433	.333	259-364	.712	209	452	661	33.1	345	8	257	219	52	159	1421	71.1

Team Statistics

	WAKE	OPP
Scoring	1572	1421
Points per game	78.6	71.1
Scoring margin	+7.6	-
Field goals-att	571-1148	509-1225
Field goal pct	.497	.416
3 point fg-att	176-489	144-433
3-point FG pct	.360	.333
3-pt FG made per game	8.8	7.2
Free throws-att	254-344	259-364
Free throw pct	.738	.712
F-Throws made per game	12.7	13.0
Rebounds	737	661
Rebounds per game	36.9	33.1
Rebounding margin	+3.8	-
Assists	312	257
Assists per game	15.6	12.9
Turnovers	272	219
Turnovers per game	13.6	11.0
Turnover margin	-2.7	-
Assist/turnover ratio	1.1	1.2
Steals	104	159
Steals per game	5.2	8.0
Blocks	77	52
Blocks per game	3.9	2.6
Winning streak	2	-
Home win streak	3	-
Attendance	79478	105057
Home games-Avg/Game	10-7948	10-10506
Neutral site-Avg/Game	-	0-0

Team Results

Date	Opponent		Score	Att.
12/04/2021	at Virginia Tech	W	80-61	8925
12/29/2021	at Louisville	L	69-73	14120
01/01/2022	at Miami (FL)	L	84-92	3376
01/04/2022	Florida St.	W	76-54	4782
01/08/2022	Syracuse	Wot	77-74	7220
01/12/2022	Duke	L	64-76	14213
01/15/2022	at Virginia	W	63-55	13924
01/19/2022	at Georgia Tech	W	80-64	4698
01/22/2022	North Carolina	W	98-76	11898
01/24/2022	Boston College	W	87-57	4928
01/29/2022	at Syracuse	L	72-94	23194
02/02/2022	Pittsburgh	W	91-75	5328
02/05/2022	at Florida St.	W	68-60	10089
02/09/2022	at NC State	W	69-51	11635
02/12/2022	Miami (FL)	L	72-76	7698
02/15/2022	at Duke	L	74-76	9314
02/19/2022	Notre Dame	W	79-74	8355
02/23/2022	at Clemson	L	69-80	5782
02/26/2022	Louisville	W	99-77	8139
03/02/2022	NC State	W	101-76	6917